



wwPDB X-ray Structure Validation Summary Report ⓘ

Oct 7, 2023 – 11:28 PM EDT

PDB ID : 4QA9
Title : Ensemble refinement of an epoxide hydrolase from *Streptomyces carzinostaticus* subsp. *neocarzinostaticus*.
Authors : Wang, F.; Tan, K.; Bigelow, L.; Clancy, S.; Babnigg, G.; Bingman, C.A.; Yennamalli, R.; Lohman, J.; Ma, M.; Shen, B.; Joachimiak, A.; Phillips Jr., G.N.; Midwest Center for Structural Genomics (MCSG); Enzyme Discovery for Natural Product Biosynthesis (NatPro)
Deposited on : 2014-05-02
Resolution : 1.56 Å(reported)

This is a wwPDB X-ray Structure Validation Summary Report for a publicly released PDB entry.

We welcome your comments at validation@mail.wwpdb.org

A user guide is available at

<https://www.wwpdb.org/validation/2017/XrayValidationReportHelp>

with specific help available everywhere you see the ⓘ symbol.

The types of validation reports are described at

<http://www.wwpdb.org/validation/2017/FAQs#types>.

The following versions of software and data (see [references ⓘ](#)) were used in the production of this report:

MolProbity : 4.02b-467
Mogul : 1.8.5 (274361), CSD as541be (2020)
Xtriage (Phenix) : 1.13
EDS : 2.35.1
Percentile statistics : 20191225.v01 (using entries in the PDB archive December 25th 2019)
Refmac : 5.8.0158
CCP4 : 7.0.044 (Gargrove)
Ideal geometry (proteins) : Engh & Huber (2001)
Ideal geometry (DNA, RNA) : Parkinson et al. (1996)

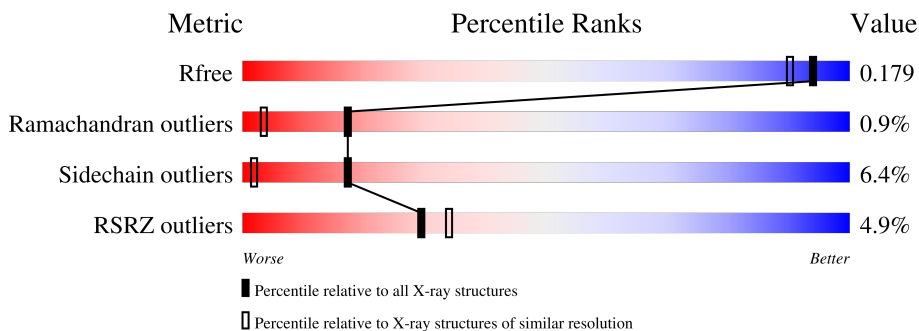
1 Overall quality at a glance

The following experimental techniques were used to determine the structure:

X-RAY DIFFRACTION

The reported resolution of this entry is 1.56 Å.

Percentile scores (ranging between 0-100) for global validation metrics of the entry are shown in the following graphic. The table shows the number of entries on which the scores are based.



Metric	Whole archive (#Entries)	Similar resolution (#Entries, resolution range(Å))
R_{free}	130704	1483 (1.56-1.56)
Ramachandran outliers	138981	1498 (1.56-1.56)
Sidechain outliers	138945	1495 (1.56-1.56)
RSRZ outliers	127900	1465 (1.56-1.56)

The table below summarises the geometric issues observed across the polymeric chains and their fit to the electron density. The red, orange, yellow and green segments of the lower bar indicate the fraction of residues that contain outliers for ≥ 3 , 2, 1 and 0 types of geometric quality criteria respectively. A grey segment represents the fraction of residues that are not modelled. The numeric value for each fraction is indicated below the corresponding segment, with a dot representing fractions $\leq 5\%$. The upper red bar (where present) indicates the fraction of residues that have poor fit to the electron density. The numeric value is given above the bar.

Mol	Chain	Length	Quality of chain
1	1-A	388	 5% 95% 5%
1	10-A	388	 5% 95% 5%
1	11-A	388	 5% 94% 5%
1	12-A	388	 5% 93% 6%
1	13-A	388	 5% 92% 7%

Continued on next page...

Continued from previous page...

Mol	Chain	Length	Quality of chain
1	14-A	388	 5% 93% 6%
1	15-A	388	 5% 92% 7%
1	16-A	388	 5% 93% 6%
1	17-A	388	 5% 93% 6%
1	18-A	388	 5% 93% 6%
1	19-A	388	 5% 94% 6%
1	2-A	388	 5% 94% 5%
1	20-A	388	 5% 93% 6%
1	3-A	388	 5% 93% 6%
1	4-A	388	 5% 94% 5%
1	5-A	388	 5% 94% 5%
1	6-A	388	 5% 94% 5%
1	7-A	388	 5% 93% 6%
1	8-A	388	 5% 93% 7%
1	9-A	388	 5% 92% 8%

The following table lists non-polymeric compounds, carbohydrate monomers and non-standard residues in protein, DNA, RNA chains that are outliers for geometric or electron-density-fit criteria:

Mol	Type	Chain	Res	Chirality	Geometry	Clashes	Electron density
3	EDO	1-A	416	-	-	-	X
3	EDO	10-A	416	-	-	-	X
3	EDO	11-A	416	-	-	-	X
3	EDO	12-A	416	-	-	-	X
3	EDO	13-A	416	-	-	-	X
3	EDO	14-A	416	-	-	-	X
3	EDO	15-A	416	-	-	-	X
3	EDO	16-A	416	-	-	-	X
3	EDO	17-A	416	-	-	-	X
3	EDO	18-A	416	-	-	-	X
3	EDO	19-A	416	-	-	-	X
3	EDO	2-A	416	-	-	-	X

Continued on next page...

Continued from previous page...

Mol	Type	Chain	Res	Chirality	Geometry	Clashes	Electron density
3	EDO	20-A	416	-	-	-	X
3	EDO	3-A	416	-	-	-	X
3	EDO	4-A	416	-	-	-	X
3	EDO	5-A	416	-	-	-	X
3	EDO	6-A	416	-	-	-	X
3	EDO	7-A	416	-	-	-	X
3	EDO	8-A	416	-	-	-	X
3	EDO	9-A	416	-	-	-	X

2 Entry composition

There are 4 unique types of molecules in this entry. The entry contains 129042 atoms, of which 61340 are hydrogens and 0 are deuteriums.

In the tables below, the ZeroOcc column contains the number of atoms modelled with zero occupancy, the AltConf column contains the number of residues with at least one atom in alternate conformation and the Trace column contains the number of residues modelled with at most 2 atoms.

- Molecule 1 is a protein called Epoxide hydrolase.

Mol	Chain	Residues	Atoms					ZeroOcc	AltConf	Trace	
			Total	C	H	N	O				S
1	1-A	388	6046	1953	2995	524	563	11	0	0	0
1	2-A	388	6046	1953	2995	524	563	11	0	0	0
1	3-A	388	6046	1953	2995	524	563	11	0	0	0
1	4-A	388	6046	1953	2995	524	563	11	0	0	0
1	5-A	388	6046	1953	2995	524	563	11	0	0	0
1	6-A	388	6046	1953	2995	524	563	11	0	0	0
1	7-A	388	6046	1953	2995	524	563	11	0	0	0
1	8-A	388	6046	1953	2995	524	563	11	0	0	0
1	9-A	388	6046	1953	2995	524	563	11	0	0	0
1	10-A	388	6046	1953	2995	524	563	11	0	0	0
1	11-A	388	6046	1953	2995	524	563	11	0	0	0
1	12-A	388	6046	1953	2995	524	563	11	0	0	0
1	13-A	388	6046	1953	2995	524	563	11	0	0	0
1	14-A	388	6046	1953	2995	524	563	11	0	0	0
1	15-A	388	6046	1953	2995	524	563	11	0	0	0
1	16-A	388	6046	1953	2995	524	563	11	0	0	0

Continued on next page...

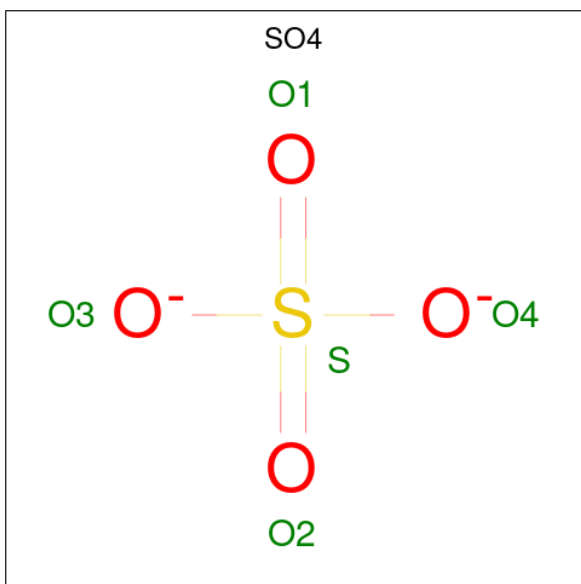
Continued from previous page...

Mol	Chain	Residues	Atoms					ZeroOcc	AltConf	Trace	
1	17-A	388	Total	C	H	N	O	S	0	0	0
			6046	1953	2995	524	563	11			
1	18-A	388	Total	C	H	N	O	S	0	0	0
			6046	1953	2995	524	563	11			
1	19-A	388	Total	C	H	N	O	S	0	0	0
			6046	1953	2995	524	563	11			
1	20-A	388	Total	C	H	N	O	S	0	0	0
			6046	1953	2995	524	563	11			

There are 3 discrepancies between the modelled and reference sequences:

Chain	Residue	Modelled	Actual	Comment	Reference
A	-2	SER	-	expression tag	UNP Q84HB8
A	-1	ASN	-	expression tag	UNP Q84HB8
A	0	ALA	-	expression tag	UNP Q84HB8

- Molecule 2 is SULFATE ION (three-letter code: SO4) (formula: O₄S).



Mol	Chain	Residues	Atoms		ZeroOcc	AltConf
2	1-A	1	Total	O S	0	0
			5	4 1		
2	2-A	1	Total	O S	0	0
			5	4 1		
2	3-A	1	Total	O S	0	0
			5	4 1		
2	4-A	1	Total	O S	0	0
			5	4 1		

Continued on next page...

Continued from previous page...

Mol	Chain	Residues	Atoms			ZeroOcc	AltConf
2	5-A	1	Total	O	S	0	0
			5	4	1		
2	6-A	1	Total	O	S	0	0
			5	4	1		
2	7-A	1	Total	O	S	0	0
			5	4	1		
2	8-A	1	Total	O	S	0	0
			5	4	1		
2	9-A	1	Total	O	S	0	0
			5	4	1		
2	10-A	1	Total	O	S	0	0
			5	4	1		
2	11-A	1	Total	O	S	0	0
			5	4	1		
2	12-A	1	Total	O	S	0	0
			5	4	1		
2	13-A	1	Total	O	S	0	0
			5	4	1		
2	14-A	1	Total	O	S	0	0
			5	4	1		
2	15-A	1	Total	O	S	0	0
			5	4	1		
2	16-A	1	Total	O	S	0	0
			5	4	1		
2	17-A	1	Total	O	S	0	0
			5	4	1		
2	18-A	1	Total	O	S	0	0
			5	4	1		
2	19-A	1	Total	O	S	0	0
			5	4	1		
2	20-A	1	Total	O	S	0	0
			5	4	1		
2	1-A	1	Total	O	S	0	0
			5	4	1		
2	2-A	1	Total	O	S	0	0
			5	4	1		
2	3-A	1	Total	O	S	0	0
			5	4	1		
2	4-A	1	Total	O	S	0	0
			5	4	1		
2	5-A	1	Total	O	S	0	0
			5	4	1		

Continued on next page...

Continued from previous page...

Mol	Chain	Residues	Atoms			ZeroOcc	AltConf
2	6-A	1	Total	O	S	0	0
			5	4	1		
2	7-A	1	Total	O	S	0	0
			5	4	1		
2	8-A	1	Total	O	S	0	0
			5	4	1		
2	9-A	1	Total	O	S	0	0
			5	4	1		
2	10-A	1	Total	O	S	0	0
			5	4	1		
2	11-A	1	Total	O	S	0	0
			5	4	1		
2	12-A	1	Total	O	S	0	0
			5	4	1		
2	13-A	1	Total	O	S	0	0
			5	4	1		
2	14-A	1	Total	O	S	0	0
			5	4	1		
2	15-A	1	Total	O	S	0	0
			5	4	1		
2	16-A	1	Total	O	S	0	0
			5	4	1		
2	17-A	1	Total	O	S	0	0
			5	4	1		
2	18-A	1	Total	O	S	0	0
			5	4	1		
2	19-A	1	Total	O	S	0	0
			5	4	1		
2	20-A	1	Total	O	S	0	0
			5	4	1		
2	1-A	1	Total	O	S	0	0
			5	4	1		
2	2-A	1	Total	O	S	0	0
			5	4	1		
2	3-A	1	Total	O	S	0	0
			5	4	1		
2	4-A	1	Total	O	S	0	0
			5	4	1		
2	5-A	1	Total	O	S	0	0
			5	4	1		
2	6-A	1	Total	O	S	0	0
			5	4	1		

Continued on next page...

Continued from previous page...

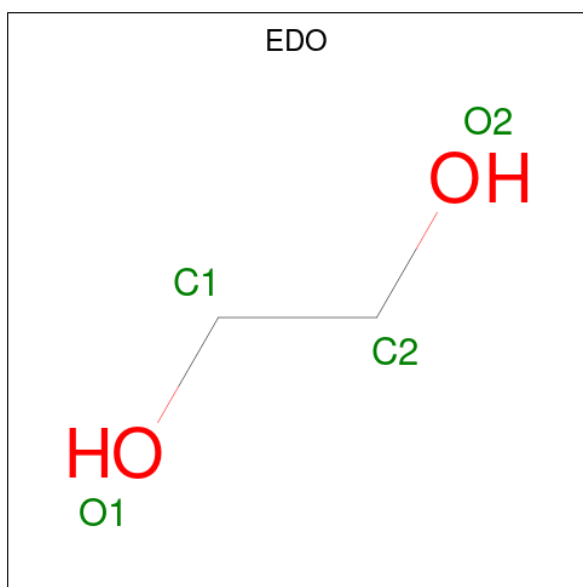
Mol	Chain	Residues	Atoms			ZeroOcc	AltConf
2	7-A	1	Total	O	S	0	0
			5	4	1		
2	8-A	1	Total	O	S	0	0
			5	4	1		
2	9-A	1	Total	O	S	0	0
			5	4	1		
2	10-A	1	Total	O	S	0	0
			5	4	1		
2	11-A	1	Total	O	S	0	0
			5	4	1		
2	12-A	1	Total	O	S	0	0
			5	4	1		
2	13-A	1	Total	O	S	0	0
			5	4	1		
2	14-A	1	Total	O	S	0	0
			5	4	1		
2	15-A	1	Total	O	S	0	0
			5	4	1		
2	16-A	1	Total	O	S	0	0
			5	4	1		
2	17-A	1	Total	O	S	0	0
			5	4	1		
2	18-A	1	Total	O	S	0	0
			5	4	1		
2	19-A	1	Total	O	S	0	0
			5	4	1		
2	20-A	1	Total	O	S	0	0
			5	4	1		
2	1-A	1	Total	O	S	0	0
			5	4	1		
2	2-A	1	Total	O	S	0	0
			5	4	1		
2	3-A	1	Total	O	S	0	0
			5	4	1		
2	4-A	1	Total	O	S	0	0
			5	4	1		
2	5-A	1	Total	O	S	0	0
			5	4	1		
2	6-A	1	Total	O	S	0	0
			5	4	1		
2	7-A	1	Total	O	S	0	0
			5	4	1		

Continued on next page...

Continued from previous page...

Mol	Chain	Residues	Atoms			ZeroOcc	AltConf
2	8-A	1	Total	O	S	0	0
			5	4	1		
2	9-A	1	Total	O	S	0	0
			5	4	1		
2	10-A	1	Total	O	S	0	0
			5	4	1		
2	11-A	1	Total	O	S	0	0
			5	4	1		
2	12-A	1	Total	O	S	0	0
			5	4	1		
2	13-A	1	Total	O	S	0	0
			5	4	1		
2	14-A	1	Total	O	S	0	0
			5	4	1		
2	15-A	1	Total	O	S	0	0
			5	4	1		
2	16-A	1	Total	O	S	0	0
			5	4	1		
2	17-A	1	Total	O	S	0	0
			5	4	1		
2	18-A	1	Total	O	S	0	0
			5	4	1		
2	19-A	1	Total	O	S	0	0
			5	4	1		
2	20-A	1	Total	O	S	0	0
			5	4	1		

- Molecule 3 is 1,2-ETHANEDIOL (three-letter code: EDO) (formula: C₂H₆O₂).



Mol	Chain	Residues	Atoms				ZeroOcc	AltConf
3	1-A	1	Total	C	H	O	0	0
			10	2	6	2		
3	2-A	1	Total	C	H	O	0	0
			10	2	6	2		
3	3-A	1	Total	C	H	O	0	0
			10	2	6	2		
3	4-A	1	Total	C	H	O	0	0
			10	2	6	2		
3	5-A	1	Total	C	H	O	0	0
			10	2	6	2		
3	6-A	1	Total	C	H	O	0	0
			10	2	6	2		
3	7-A	1	Total	C	H	O	0	0
			10	2	6	2		
3	8-A	1	Total	C	H	O	0	0
			10	2	6	2		
3	9-A	1	Total	C	H	O	0	0
			10	2	6	2		
3	10-A	1	Total	C	H	O	0	0
			10	2	6	2		
3	11-A	1	Total	C	H	O	0	0
			10	2	6	2		
3	12-A	1	Total	C	H	O	0	0
			10	2	6	2		
3	13-A	1	Total	C	H	O	0	0
			10	2	6	2		
3	14-A	1	Total	C	H	O	0	0
			10	2	6	2		

Continued on next page...

Continued from previous page...

Mol	Chain	Residues	Atoms				ZeroOcc	AltConf
			Total	C	H	O		
3	15-A	1	Total 10	C 2	H 6	O 2	0	0
3	16-A	1	Total 10	C 2	H 6	O 2	0	0
3	17-A	1	Total 10	C 2	H 6	O 2	0	0
3	18-A	1	Total 10	C 2	H 6	O 2	0	0
3	19-A	1	Total 10	C 2	H 6	O 2	0	0
3	20-A	1	Total 10	C 2	H 6	O 2	0	0
3	1-A	1	Total 10	C 2	H 6	O 2	0	0
3	2-A	1	Total 10	C 2	H 6	O 2	0	0
3	3-A	1	Total 10	C 2	H 6	O 2	0	0
3	4-A	1	Total 10	C 2	H 6	O 2	0	0
3	5-A	1	Total 10	C 2	H 6	O 2	0	0
3	6-A	1	Total 10	C 2	H 6	O 2	0	0
3	7-A	1	Total 10	C 2	H 6	O 2	0	0
3	8-A	1	Total 10	C 2	H 6	O 2	0	0
3	9-A	1	Total 10	C 2	H 6	O 2	0	0
3	10-A	1	Total 10	C 2	H 6	O 2	0	0
3	11-A	1	Total 10	C 2	H 6	O 2	0	0
3	12-A	1	Total 10	C 2	H 6	O 2	0	0
3	13-A	1	Total 10	C 2	H 6	O 2	0	0
3	14-A	1	Total 10	C 2	H 6	O 2	0	0
3	15-A	1	Total 10	C 2	H 6	O 2	0	0

Continued on next page...

Continued from previous page...

Mol	Chain	Residues	Atoms				ZeroOcc	AltConf
3	16-A	1	Total	C	H	O	0	0
			10	2	6	2		
3	17-A	1	Total	C	H	O	0	0
			10	2	6	2		
3	18-A	1	Total	C	H	O	0	0
			10	2	6	2		
3	19-A	1	Total	C	H	O	0	0
			10	2	6	2		
3	20-A	1	Total	C	H	O	0	0
			10	2	6	2		
3	1-A	1	Total	C	H	O	0	0
			10	2	6	2		
3	2-A	1	Total	C	H	O	0	0
			10	2	6	2		
3	3-A	1	Total	C	H	O	0	0
			10	2	6	2		
3	4-A	1	Total	C	H	O	0	0
			10	2	6	2		
3	5-A	1	Total	C	H	O	0	0
			10	2	6	2		
3	6-A	1	Total	C	H	O	0	0
			10	2	6	2		
3	7-A	1	Total	C	H	O	0	0
			10	2	6	2		
3	8-A	1	Total	C	H	O	0	0
			10	2	6	2		
3	9-A	1	Total	C	H	O	0	0
			10	2	6	2		
3	10-A	1	Total	C	H	O	0	0
			10	2	6	2		
3	11-A	1	Total	C	H	O	0	0
			10	2	6	2		
3	12-A	1	Total	C	H	O	0	0
			10	2	6	2		
3	13-A	1	Total	C	H	O	0	0
			10	2	6	2		
3	14-A	1	Total	C	H	O	0	0
			10	2	6	2		
3	15-A	1	Total	C	H	O	0	0
			10	2	6	2		
3	16-A	1	Total	C	H	O	0	0
			10	2	6	2		

Continued on next page...

Continued from previous page...

Mol	Chain	Residues	Atoms				ZeroOcc	AltConf
3	17-A	1	Total	C	H	O	0	0
			10	2	6	2		
3	18-A	1	Total	C	H	O	0	0
			10	2	6	2		
3	19-A	1	Total	C	H	O	0	0
			10	2	6	2		
3	20-A	1	Total	C	H	O	0	0
			10	2	6	2		
3	1-A	1	Total	C	H	O	0	0
			10	2	6	2		
3	2-A	1	Total	C	H	O	0	0
			10	2	6	2		
3	3-A	1	Total	C	H	O	0	0
			10	2	6	2		
3	4-A	1	Total	C	H	O	0	0
			10	2	6	2		
3	5-A	1	Total	C	H	O	0	0
			10	2	6	2		
3	6-A	1	Total	C	H	O	0	0
			10	2	6	2		
3	7-A	1	Total	C	H	O	0	0
			10	2	6	2		
3	8-A	1	Total	C	H	O	0	0
			10	2	6	2		
3	9-A	1	Total	C	H	O	0	0
			10	2	6	2		
3	10-A	1	Total	C	H	O	0	0
			10	2	6	2		
3	11-A	1	Total	C	H	O	0	0
			10	2	6	2		
3	12-A	1	Total	C	H	O	0	0
			10	2	6	2		
3	13-A	1	Total	C	H	O	0	0
			10	2	6	2		
3	14-A	1	Total	C	H	O	0	0
			10	2	6	2		
3	15-A	1	Total	C	H	O	0	0
			10	2	6	2		
3	16-A	1	Total	C	H	O	0	0
			10	2	6	2		
3	17-A	1	Total	C	H	O	0	0
			10	2	6	2		

Continued on next page...

Continued from previous page...

Mol	Chain	Residues	Atoms				ZeroOcc	AltConf
			Total	C	H	O		
3	18-A	1	Total 10	C 2	H 6	O 2	0	0
3	19-A	1	Total 10	C 2	H 6	O 2	0	0
3	20-A	1	Total 10	C 2	H 6	O 2	0	0
3	1-A	1	Total 10	C 2	H 6	O 2	0	0
3	2-A	1	Total 10	C 2	H 6	O 2	0	0
3	3-A	1	Total 10	C 2	H 6	O 2	0	0
3	4-A	1	Total 10	C 2	H 6	O 2	0	0
3	5-A	1	Total 10	C 2	H 6	O 2	0	0
3	6-A	1	Total 10	C 2	H 6	O 2	0	0
3	7-A	1	Total 10	C 2	H 6	O 2	0	0
3	8-A	1	Total 10	C 2	H 6	O 2	0	0
3	9-A	1	Total 10	C 2	H 6	O 2	0	0
3	10-A	1	Total 10	C 2	H 6	O 2	0	0
3	11-A	1	Total 10	C 2	H 6	O 2	0	0
3	12-A	1	Total 10	C 2	H 6	O 2	0	0
3	13-A	1	Total 10	C 2	H 6	O 2	0	0
3	14-A	1	Total 10	C 2	H 6	O 2	0	0
3	15-A	1	Total 10	C 2	H 6	O 2	0	0
3	16-A	1	Total 10	C 2	H 6	O 2	0	0
3	17-A	1	Total 10	C 2	H 6	O 2	0	0
3	18-A	1	Total 10	C 2	H 6	O 2	0	0

Continued on next page...

Continued from previous page...

Mol	Chain	Residues	Atoms				ZeroOcc	AltConf
3	19-A	1	Total	C	H	O	0	0
			10	2	6	2		
3	20-A	1	Total	C	H	O	0	0
			10	2	6	2		
3	1-A	1	Total	C	H	O	0	0
			10	2	6	2		
3	2-A	1	Total	C	H	O	0	0
			10	2	6	2		
3	3-A	1	Total	C	H	O	0	0
			10	2	6	2		
3	4-A	1	Total	C	H	O	0	0
			10	2	6	2		
3	5-A	1	Total	C	H	O	0	0
			10	2	6	2		
3	6-A	1	Total	C	H	O	0	0
			10	2	6	2		
3	7-A	1	Total	C	H	O	0	0
			10	2	6	2		
3	8-A	1	Total	C	H	O	0	0
			10	2	6	2		
3	9-A	1	Total	C	H	O	0	0
			10	2	6	2		
3	10-A	1	Total	C	H	O	0	0
			10	2	6	2		
3	11-A	1	Total	C	H	O	0	0
			10	2	6	2		
3	12-A	1	Total	C	H	O	0	0
			10	2	6	2		
3	13-A	1	Total	C	H	O	0	0
			10	2	6	2		
3	14-A	1	Total	C	H	O	0	0
			10	2	6	2		
3	15-A	1	Total	C	H	O	0	0
			10	2	6	2		
3	16-A	1	Total	C	H	O	0	0
			10	2	6	2		
3	17-A	1	Total	C	H	O	0	0
			10	2	6	2		
3	18-A	1	Total	C	H	O	0	0
			10	2	6	2		
3	19-A	1	Total	C	H	O	0	0
			10	2	6	2		

Continued on next page...

Continued from previous page...

Mol	Chain	Residues	Atoms				ZeroOcc	AltConf
			Total	C	H	O		
3	20-A	1	Total 10	C 2	H 6	O 2	0	0
3	1-A	1	Total 10	C 2	H 6	O 2	0	0
3	2-A	1	Total 10	C 2	H 6	O 2	0	0
3	3-A	1	Total 10	C 2	H 6	O 2	0	0
3	4-A	1	Total 10	C 2	H 6	O 2	0	0
3	5-A	1	Total 10	C 2	H 6	O 2	0	0
3	6-A	1	Total 10	C 2	H 6	O 2	0	0
3	7-A	1	Total 10	C 2	H 6	O 2	0	0
3	8-A	1	Total 10	C 2	H 6	O 2	0	0
3	9-A	1	Total 10	C 2	H 6	O 2	0	0
3	10-A	1	Total 10	C 2	H 6	O 2	0	0
3	11-A	1	Total 10	C 2	H 6	O 2	0	0
3	12-A	1	Total 10	C 2	H 6	O 2	0	0
3	13-A	1	Total 10	C 2	H 6	O 2	0	0
3	14-A	1	Total 10	C 2	H 6	O 2	0	0
3	15-A	1	Total 10	C 2	H 6	O 2	0	0
3	16-A	1	Total 10	C 2	H 6	O 2	0	0
3	17-A	1	Total 10	C 2	H 6	O 2	0	0
3	18-A	1	Total 10	C 2	H 6	O 2	0	0
3	19-A	1	Total 10	C 2	H 6	O 2	0	0
3	20-A	1	Total 10	C 2	H 6	O 2	0	0

Continued on next page...

Continued from previous page...

Mol	Chain	Residues	Atoms				ZeroOcc	AltConf
3	1-A	1	Total	C	H	O	0	0
			10	2	6	2		
3	2-A	1	Total	C	H	O	0	0
			10	2	6	2		
3	3-A	1	Total	C	H	O	0	0
			10	2	6	2		
3	4-A	1	Total	C	H	O	0	0
			10	2	6	2		
3	5-A	1	Total	C	H	O	0	0
			10	2	6	2		
3	6-A	1	Total	C	H	O	0	0
			10	2	6	2		
3	7-A	1	Total	C	H	O	0	0
			10	2	6	2		
3	8-A	1	Total	C	H	O	0	0
			10	2	6	2		
3	9-A	1	Total	C	H	O	0	0
			10	2	6	2		
3	10-A	1	Total	C	H	O	0	0
			10	2	6	2		
3	11-A	1	Total	C	H	O	0	0
			10	2	6	2		
3	12-A	1	Total	C	H	O	0	0
			10	2	6	2		
3	13-A	1	Total	C	H	O	0	0
			10	2	6	2		
3	14-A	1	Total	C	H	O	0	0
			10	2	6	2		
3	15-A	1	Total	C	H	O	0	0
			10	2	6	2		
3	16-A	1	Total	C	H	O	0	0
			10	2	6	2		
3	17-A	1	Total	C	H	O	0	0
			10	2	6	2		
3	18-A	1	Total	C	H	O	0	0
			10	2	6	2		
3	19-A	1	Total	C	H	O	0	0
			10	2	6	2		
3	20-A	1	Total	C	H	O	0	0
			10	2	6	2		
3	1-A	1	Total	C	H	O	0	0
			10	2	6	2		

Continued on next page...

Continued from previous page...

Mol	Chain	Residues	Atoms				ZeroOcc	AltConf
3	2-A	1	Total	C	H	O	0	0
			10	2	6	2		
3	3-A	1	Total	C	H	O	0	0
			10	2	6	2		
3	4-A	1	Total	C	H	O	0	0
			10	2	6	2		
3	5-A	1	Total	C	H	O	0	0
			10	2	6	2		
3	6-A	1	Total	C	H	O	0	0
			10	2	6	2		
3	7-A	1	Total	C	H	O	0	0
			10	2	6	2		
3	8-A	1	Total	C	H	O	0	0
			10	2	6	2		
3	9-A	1	Total	C	H	O	0	0
			10	2	6	2		
3	10-A	1	Total	C	H	O	0	0
			10	2	6	2		
3	11-A	1	Total	C	H	O	0	0
			10	2	6	2		
3	12-A	1	Total	C	H	O	0	0
			10	2	6	2		
3	13-A	1	Total	C	H	O	0	0
			10	2	6	2		
3	14-A	1	Total	C	H	O	0	0
			10	2	6	2		
3	15-A	1	Total	C	H	O	0	0
			10	2	6	2		
3	16-A	1	Total	C	H	O	0	0
			10	2	6	2		
3	17-A	1	Total	C	H	O	0	0
			10	2	6	2		
3	18-A	1	Total	C	H	O	0	0
			10	2	6	2		
3	19-A	1	Total	C	H	O	0	0
			10	2	6	2		
3	20-A	1	Total	C	H	O	0	0
			10	2	6	2		
3	1-A	1	Total	C	H	O	0	0
			10	2	6	2		
3	2-A	1	Total	C	H	O	0	0
			10	2	6	2		

Continued on next page...

Continued from previous page...

Mol	Chain	Residues	Atoms				ZeroOcc	AltConf
3	3-A	1	Total	C	H	O	0	0
			10	2	6	2		
3	4-A	1	Total	C	H	O	0	0
			10	2	6	2		
3	5-A	1	Total	C	H	O	0	0
			10	2	6	2		
3	6-A	1	Total	C	H	O	0	0
			10	2	6	2		
3	7-A	1	Total	C	H	O	0	0
			10	2	6	2		
3	8-A	1	Total	C	H	O	0	0
			10	2	6	2		
3	9-A	1	Total	C	H	O	0	0
			10	2	6	2		
3	10-A	1	Total	C	H	O	0	0
			10	2	6	2		
3	11-A	1	Total	C	H	O	0	0
			10	2	6	2		
3	12-A	1	Total	C	H	O	0	0
			10	2	6	2		
3	13-A	1	Total	C	H	O	0	0
			10	2	6	2		
3	14-A	1	Total	C	H	O	0	0
			10	2	6	2		
3	15-A	1	Total	C	H	O	0	0
			10	2	6	2		
3	16-A	1	Total	C	H	O	0	0
			10	2	6	2		
3	17-A	1	Total	C	H	O	0	0
			10	2	6	2		
3	18-A	1	Total	C	H	O	0	0
			10	2	6	2		
3	19-A	1	Total	C	H	O	0	0
			10	2	6	2		
3	20-A	1	Total	C	H	O	0	0
			10	2	6	2		
3	1-A	1	Total	C	H	O	0	0
			10	2	6	2		
3	2-A	1	Total	C	H	O	0	0
			10	2	6	2		
3	3-A	1	Total	C	H	O	0	0
			10	2	6	2		

Continued on next page...

Continued from previous page...

Mol	Chain	Residues	Atoms				ZeroOcc	AltConf
			Total	C	H	O		
3	4-A	1	Total 10	C 2	H 6	O 2	0	0
3	5-A	1	Total 10	C 2	H 6	O 2	0	0
3	6-A	1	Total 10	C 2	H 6	O 2	0	0
3	7-A	1	Total 10	C 2	H 6	O 2	0	0
3	8-A	1	Total 10	C 2	H 6	O 2	0	0
3	9-A	1	Total 10	C 2	H 6	O 2	0	0
3	10-A	1	Total 10	C 2	H 6	O 2	0	0
3	11-A	1	Total 10	C 2	H 6	O 2	0	0
3	12-A	1	Total 10	C 2	H 6	O 2	0	0
3	13-A	1	Total 10	C 2	H 6	O 2	0	0
3	14-A	1	Total 10	C 2	H 6	O 2	0	0
3	15-A	1	Total 10	C 2	H 6	O 2	0	0
3	16-A	1	Total 10	C 2	H 6	O 2	0	0
3	17-A	1	Total 10	C 2	H 6	O 2	0	0
3	18-A	1	Total 10	C 2	H 6	O 2	0	0
3	19-A	1	Total 10	C 2	H 6	O 2	0	0
3	20-A	1	Total 10	C 2	H 6	O 2	0	0
3	1-A	1	Total 10	C 2	H 6	O 2	0	0
3	2-A	1	Total 10	C 2	H 6	O 2	0	0
3	3-A	1	Total 10	C 2	H 6	O 2	0	0
3	4-A	1	Total 10	C 2	H 6	O 2	0	0

Continued on next page...

Continued from previous page...

Mol	Chain	Residues	Atoms				ZeroOcc	AltConf
3	5-A	1	Total	C	H	O	0	0
			10	2	6	2		
3	6-A	1	Total	C	H	O	0	0
			10	2	6	2		
3	7-A	1	Total	C	H	O	0	0
			10	2	6	2		
3	8-A	1	Total	C	H	O	0	0
			10	2	6	2		
3	9-A	1	Total	C	H	O	0	0
			10	2	6	2		
3	10-A	1	Total	C	H	O	0	0
			10	2	6	2		
3	11-A	1	Total	C	H	O	0	0
			10	2	6	2		
3	12-A	1	Total	C	H	O	0	0
			10	2	6	2		
3	13-A	1	Total	C	H	O	0	0
			10	2	6	2		
3	14-A	1	Total	C	H	O	0	0
			10	2	6	2		
3	15-A	1	Total	C	H	O	0	0
			10	2	6	2		
3	16-A	1	Total	C	H	O	0	0
			10	2	6	2		
3	17-A	1	Total	C	H	O	0	0
			10	2	6	2		
3	18-A	1	Total	C	H	O	0	0
			10	2	6	2		
3	19-A	1	Total	C	H	O	0	0
			10	2	6	2		
3	20-A	1	Total	C	H	O	0	0
			10	2	6	2		

- Molecule 4 is water.

Mol	Chain	Residues	Atoms		ZeroOcc	AltConf
4	1-A	271	Total	O	0	0
			271	271		
4	2-A	270	Total	O	0	0
			270	270		
4	3-A	288	Total	O	0	0
			288	288		

Continued on next page...

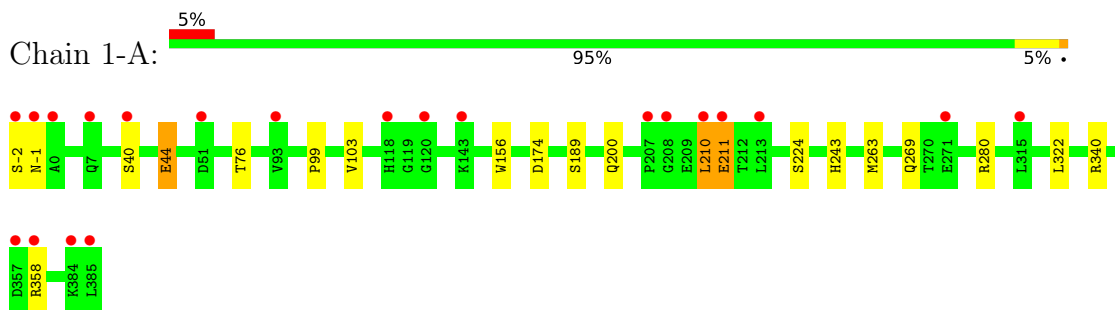
Continued from previous page...

Mol	Chain	Residues	Atoms		ZeroOcc	AltConf
4	4-A	262	Total 262	O 262	0	0
4	5-A	272	Total 272	O 272	0	0
4	6-A	268	Total 268	O 268	0	0
4	7-A	272	Total 272	O 272	0	0
4	8-A	280	Total 280	O 280	0	0
4	9-A	252	Total 252	O 252	0	0
4	10-A	286	Total 286	O 286	0	0
4	11-A	258	Total 258	O 258	0	0
4	12-A	251	Total 251	O 251	0	0
4	13-A	264	Total 264	O 264	0	0
4	14-A	260	Total 260	O 260	0	0
4	15-A	284	Total 284	O 284	0	0
4	16-A	263	Total 263	O 263	0	0
4	17-A	243	Total 243	O 243	0	0
4	18-A	262	Total 262	O 262	0	0
4	19-A	270	Total 270	O 270	0	0
4	20-A	246	Total 246	O 246	0	0

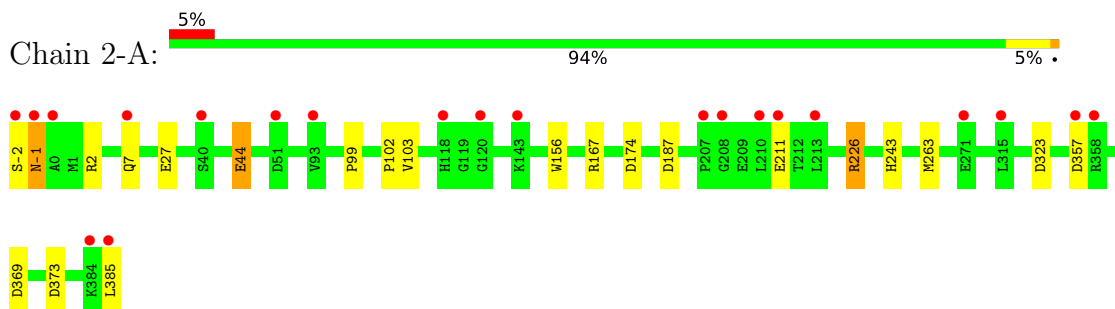
3 Residue-property plots [i](#)

These plots are drawn for all protein, RNA, DNA and oligosaccharide chains in the entry. The first graphic for a chain summarises the proportions of the various outlier classes displayed in the second graphic. The second graphic shows the sequence view annotated by issues in geometry and electron density. Residues are color-coded according to the number of geometric quality criteria for which they contain at least one outlier: green = 0, yellow = 1, orange = 2 and red = 3 or more. A red dot above a residue indicates a poor fit to the electron density ($RSRZ > 2$). Stretches of 2 or more consecutive residues without any outlier are shown as a green connector. Residues present in the sample, but not in the model, are shown in grey.

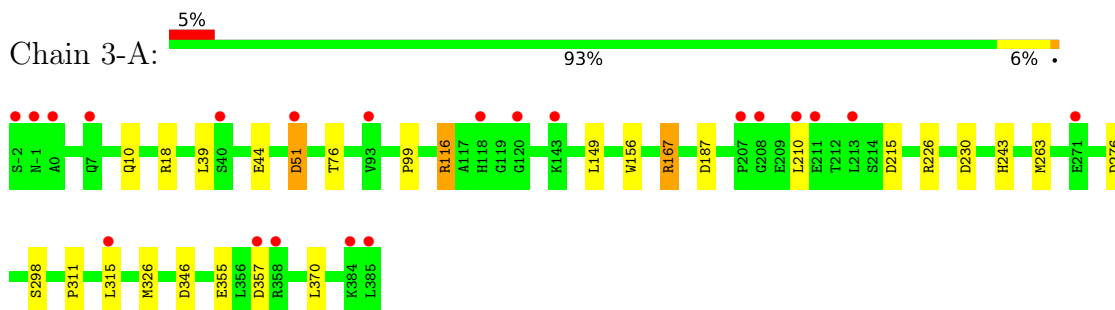
- Molecule 1: Epoxide hydrolase



- Molecule 1: Epoxide hydrolase

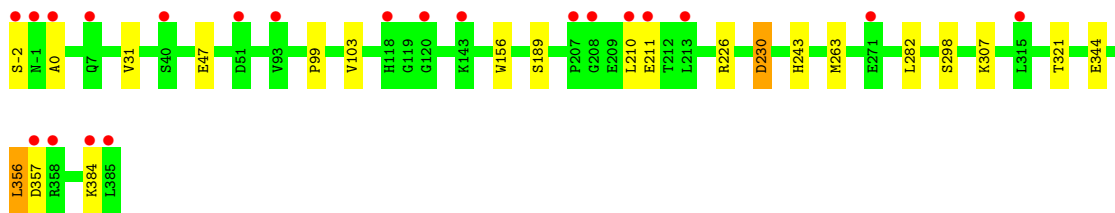


- Molecule 1: Epoxide hydrolase

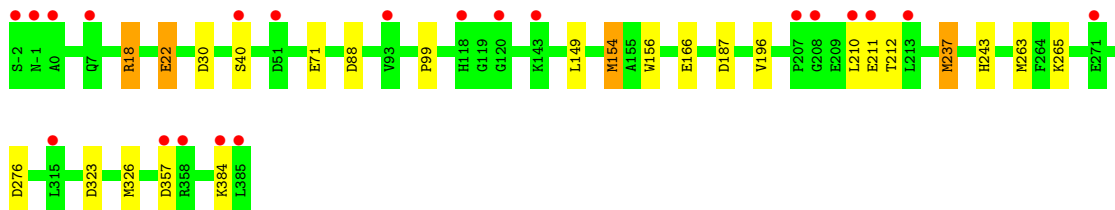


- Molecule 1: Epoxide hydrolase

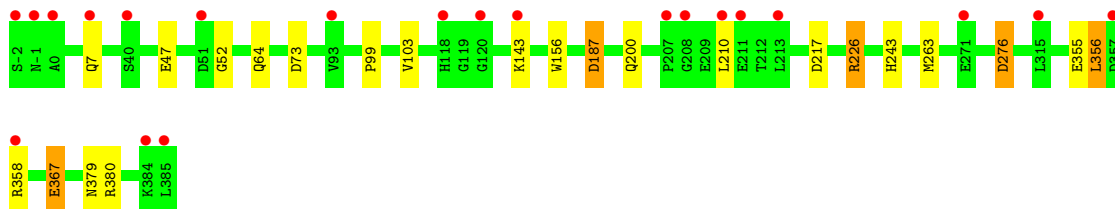




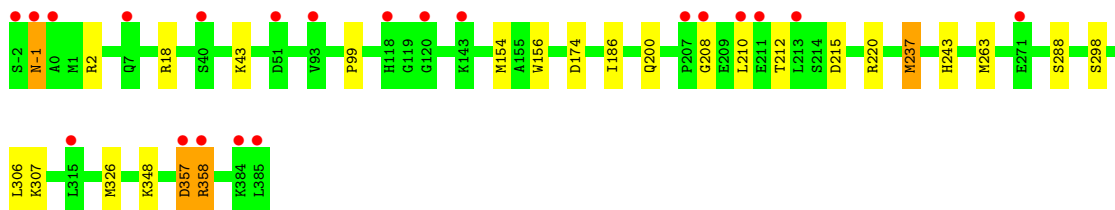
- Molecule 1: Epoxide hydrolase



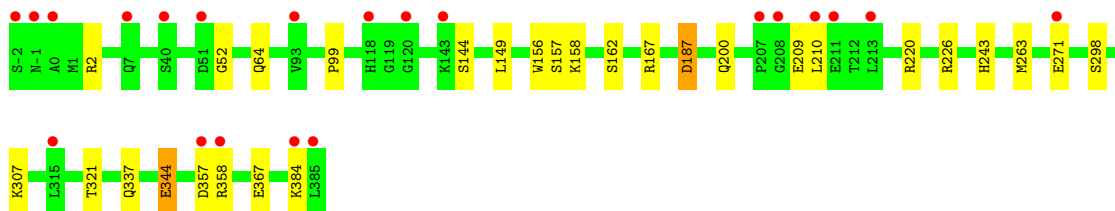
- Molecule 1: Epoxide hydrolase



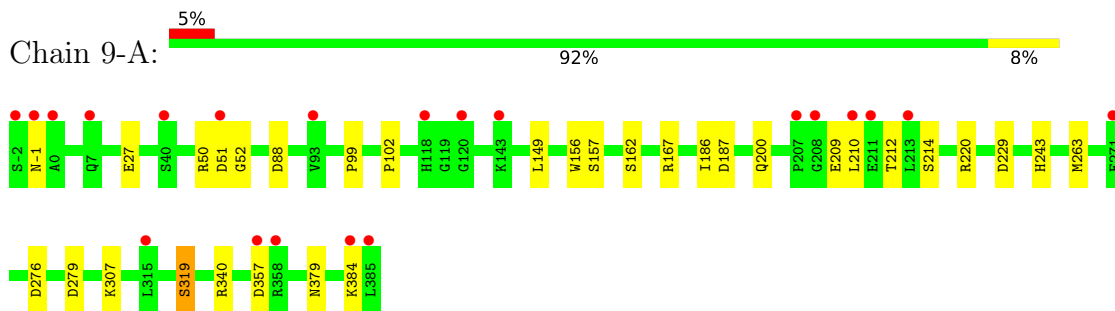
- Molecule 1: Epoxide hydrolase



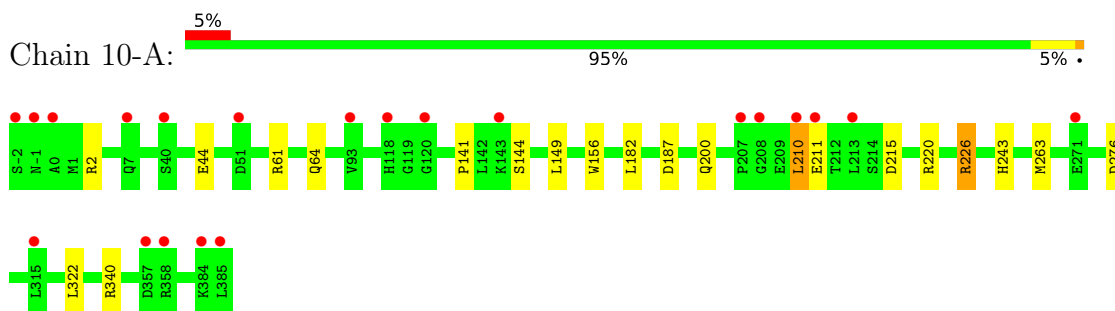
- Molecule 1: Epoxide hydrolase



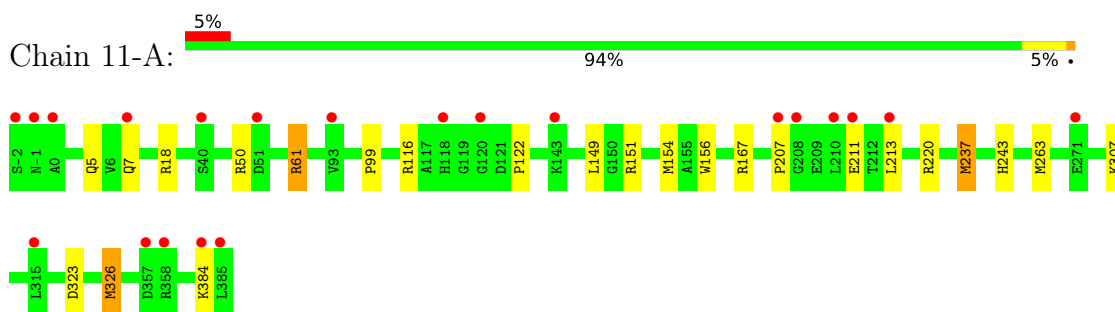
- Molecule 1: Epoxide hydrolase



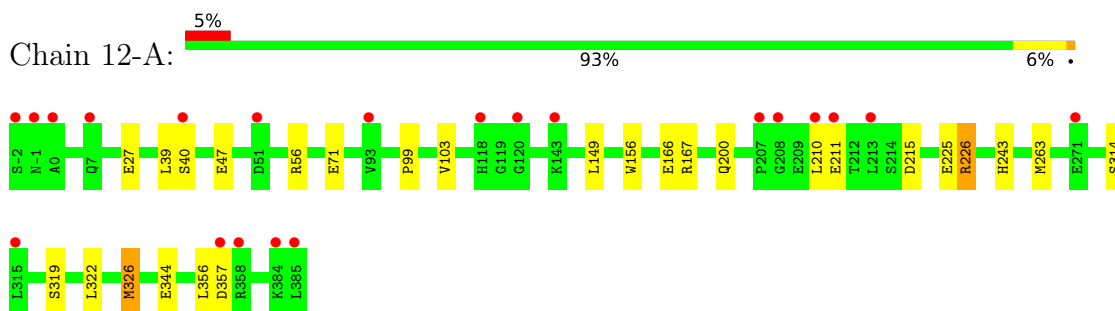
- Molecule 1: Epoxide hydrolase



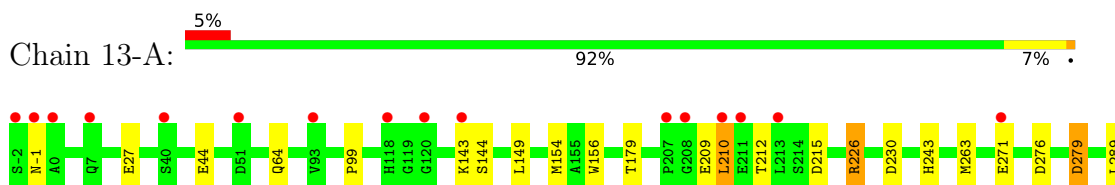
- Molecule 1: Epoxide hydrolase



- Molecule 1: Epoxide hydrolase



- Molecule 1: Epoxide hydrolase





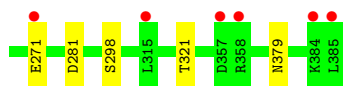
- Molecule 1: Epoxide hydrolase



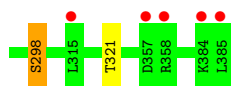
- Molecule 1: Epoxide hydrolase



- Molecule 1: Epoxide hydrolase

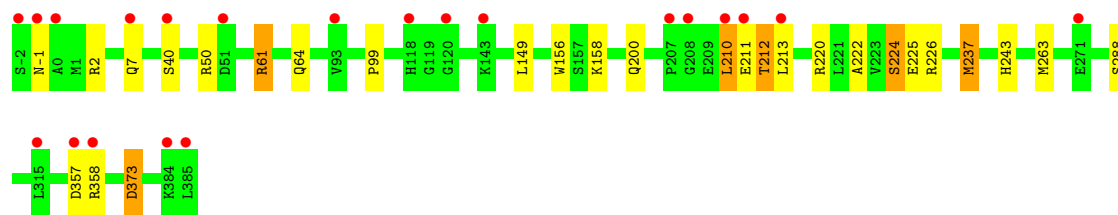


- Molecule 1: Epoxide hydrolase

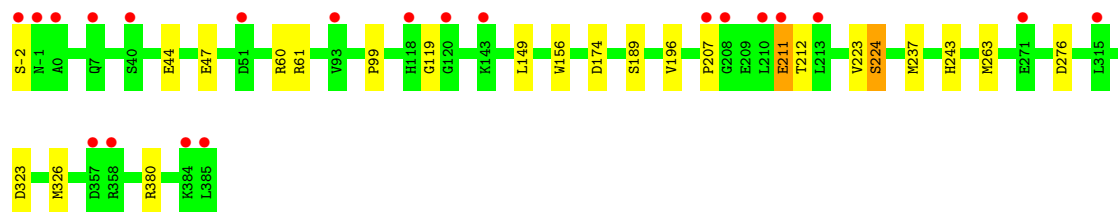


- Molecule 1: Epoxide hydrolase

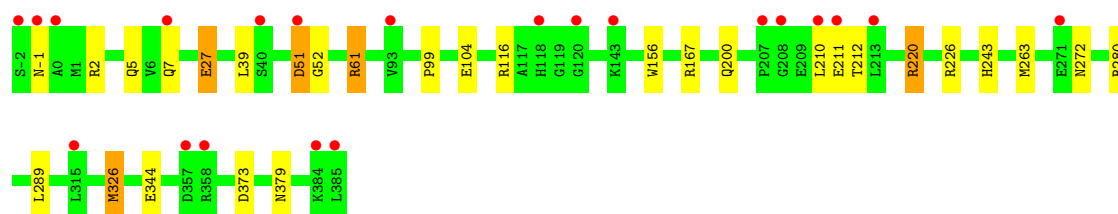




- Molecule 1: Epoxide hydrolase



- Molecule 1: Epoxide hydrolase



4 Data and refinement statistics

Property	Value	Source
Space group	P 41 21 2	Depositor
Cell constants a, b, c, α , β , γ	75.33Å 75.33Å 165.03Å 90.00° 90.00° 90.00°	Depositor
Resolution (Å)	27.82 – 1.56 27.82 – 1.56	Depositor EDS
% Data completeness (in resolution range)	96.4 (27.82-1.56) 96.4 (27.82-1.56)	Depositor EDS
R_{merge}	(Not available)	Depositor
R_{sym}	(Not available)	Depositor
$\langle I/\sigma(I) \rangle$ ¹	3.10 (at 1.56Å)	Xtrriage
Refinement program	PHENIX dev_1420	Depositor
R, R_{free}	0.122 , 0.151 0.154 , 0.179	Depositor DCC
R_{free} test set	3343 reflections (5.07%)	wwPDB-VP
Wilson B-factor (Å ²)	17.3	Xtrriage
Anisotropy	0.718	Xtrriage
Bulk solvent k_{sol} (e/Å ³), B_{sol} (Å ²)	0.34 , 244.4	EDS
L-test for twinning ²	$\langle L \rangle = 0.48$, $\langle L^2 \rangle = 0.31$	Xtrriage
Estimated twinning fraction	No twinning to report.	Xtrriage
F_o, F_c correlation	0.96	EDS
Total number of atoms	129042	wwPDB-VP
Average B, all atoms (Å ²)	17.0	wwPDB-VP

Xtrriage's analysis on translational NCS is as follows: *The largest off-origin peak in the Patterson function is 5.15% of the height of the origin peak. No significant pseudotranslation is detected.*

¹Intensities estimated from amplitudes.

²Theoretical values of $\langle |L| \rangle$, $\langle L^2 \rangle$ for acentric reflections are 0.5, 0.333 respectively for untwinned datasets, and 0.375, 0.2 for perfectly twinned datasets.

5 Model quality [i](#)

5.1 Standard geometry [i](#)

Bond lengths and bond angles in the following residue types are not validated in this section: EDO, SO4

The Z score for a bond length (or angle) is the number of standard deviations the observed value is removed from the expected value. A bond length (or angle) with $|Z| > 5$ is considered an outlier worth inspection. RMSZ is the root-mean-square of all Z scores of the bond lengths (or angles).

Mol	Chain	Bond lengths		Bond angles	
		RMSZ	# Z >5	RMSZ	# Z >5
1	1-A	0.65	1/3139 (0.0%)	0.83	2/4275 (0.0%)
1	2-A	0.69	5/3139 (0.2%)	0.82	2/4275 (0.0%)
1	3-A	0.68	1/3139 (0.0%)	0.87	5/4275 (0.1%)
1	4-A	0.65	0/3139	0.83	2/4275 (0.0%)
1	5-A	0.73	3/3139 (0.1%)	0.86	5/4275 (0.1%)
1	6-A	0.67	2/3139 (0.1%)	0.85	6/4275 (0.1%)
1	7-A	0.67	1/3139 (0.0%)	0.88	7/4275 (0.2%)
1	8-A	0.73	3/3139 (0.1%)	0.82	0/4275
1	9-A	0.65	2/3139 (0.1%)	0.88	7/4275 (0.2%)
1	10-A	0.67	0/3139	0.89	5/4275 (0.1%)
1	11-A	0.67	2/3139 (0.1%)	0.85	7/4275 (0.2%)
1	12-A	0.66	2/3139 (0.1%)	0.83	2/4275 (0.0%)
1	13-A	0.71	1/3139 (0.0%)	0.89	9/4275 (0.2%)
1	14-A	0.67	2/3139 (0.1%)	0.86	6/4275 (0.1%)
1	15-A	0.72	3/3139 (0.1%)	0.88	8/4275 (0.2%)
1	16-A	0.66	1/3139 (0.0%)	0.90	8/4275 (0.2%)
1	17-A	0.72	3/3139 (0.1%)	0.86	4/4275 (0.1%)
1	18-A	0.71	3/3139 (0.1%)	0.90	12/4275 (0.3%)
1	19-A	0.65	0/3139	0.86	5/4275 (0.1%)
1	20-A	0.70	4/3139 (0.1%)	0.88	12/4275 (0.3%)
All	All	0.68	39/62780 (0.1%)	0.86	114/85500 (0.1%)

Chiral center outliers are detected by calculating the chiral volume of a chiral center and verifying if the center is modelled as a planar moiety or with the opposite hand. A planarity outlier is detected by checking planarity of atoms in a peptide group, atoms in a mainchain group or atoms of a sidechain that are expected to be planar.

Mol	Chain	#Chirality outliers	#Planarity outliers
1	2-A	0	1
1	4-A	0	1
1	7-A	0	1

Continued on next page...

Continued from previous page...

Mol	Chain	#Chirality outliers	#Planarity outliers
1	12-A	0	1
1	16-A	0	1
1	17-A	0	1
1	18-A	0	1
1	19-A	0	1
All	All	0	8

The worst 5 of 39 bond length outliers are listed below:

Mol	Chain	Res	Type	Atoms	Z	Observed(Å)	Ideal(Å)
1	8-A	367	GLU	CB-CG	-11.92	1.29	1.52
1	5-A	237	MET	CB-CG	10.58	1.85	1.51
1	16-A	237	MET	CB-CG	10.35	1.84	1.51
1	15-A	344	GLU	CB-CG	10.35	1.71	1.52
1	20-A	344	GLU	CB-CG	8.82	1.69	1.52

The worst 5 of 114 bond angle outliers are listed below:

Mol	Chain	Res	Type	Atoms	Z	Observed(°)	Ideal(°)
1	16-A	237	MET	CG-SD-CE	-14.25	77.41	100.20
1	20-A	61	ARG	NE-CZ-NH1	12.29	126.44	120.30
1	10-A	61	ARG	NE-CZ-NH1	12.20	126.40	120.30
1	7-A	237	MET	CG-SD-CE	10.75	117.40	100.20
1	14-A	237	MET	CG-SD-CE	10.57	117.11	100.20

There are no chirality outliers.

5 of 8 planarity outliers are listed below:

Mol	Chain	Res	Type	Group
1	12-A	356	LEU	Peptide
1	16-A	232	SER	Peptide
1	2-A	-1	ASN	Peptide
1	4-A	356	LEU	Peptide
1	7-A	-1	ASN	Peptide

5.2 Too-close contacts [\(i\)](#)

In the following table, the Non-H and H(model) columns list the number of non-hydrogen atoms and hydrogen atoms in the chain respectively. The H(added) column lists the number of hydrogen atoms added and optimized by MolProbity. The Clashes column lists the number of clashes within the asymmetric unit, whereas Symm-Clashes lists symmetry-related clashes.

Mol	Chain	Non-H	H(model)	H(added)	Clashes	Symm-Clashes
1	1-A	3051	2995	2982	0	0
1	2-A	3051	2995	2982	0	0
1	3-A	3051	2995	2982	0	0
1	4-A	3051	2995	2982	0	0
1	5-A	3051	2995	2982	0	0
1	6-A	3051	2995	2982	0	0
1	7-A	3051	2995	2982	0	0
1	8-A	3051	2995	2982	0	0
1	9-A	3051	2995	2982	0	0
1	10-A	3051	2995	2982	0	0
1	11-A	3051	2995	2982	0	0
1	12-A	3051	2995	2982	0	0
1	13-A	3051	2995	2982	0	0
1	14-A	3051	2995	2982	0	0
1	15-A	3051	2995	2982	0	0
1	16-A	3051	2995	2982	0	0
1	17-A	3051	2995	2982	0	0
1	18-A	3051	2995	2982	0	0
1	19-A	3051	2995	2982	0	0
1	20-A	3051	2995	2982	0	0
2	1-A	20	0	0	0	0
2	2-A	20	0	0	0	0
2	3-A	20	0	0	0	0
2	4-A	20	0	0	0	0
2	5-A	20	0	0	0	0
2	6-A	20	0	0	0	0
2	7-A	20	0	0	0	0
2	8-A	20	0	0	0	0
2	9-A	20	0	0	0	0
2	10-A	20	0	0	0	0
2	11-A	20	0	0	0	0
2	12-A	20	0	0	0	0
2	13-A	20	0	0	0	0
2	14-A	20	0	0	0	0
2	15-A	20	0	0	0	0
2	16-A	20	0	0	0	0
2	17-A	20	0	0	0	0
2	18-A	20	0	0	0	0
2	19-A	20	0	0	0	0
2	20-A	20	0	0	0	0
3	1-A	48	72	72	0	0
3	2-A	48	72	72	0	0
3	3-A	48	72	72	0	0

Continued on next page...

Continued from previous page...

Mol	Chain	Non-H	H(model)	H(added)	Clashes	Symm-Clashes
3	4-A	48	72	72	0	0
3	5-A	48	72	71	0	0
3	6-A	48	72	72	0	0
3	7-A	48	72	72	0	0
3	8-A	48	72	72	0	0
3	9-A	48	72	72	0	0
3	10-A	48	72	72	0	0
3	11-A	48	72	72	0	0
3	12-A	48	72	72	0	0
3	13-A	48	72	72	0	0
3	14-A	48	72	72	0	0
3	15-A	48	72	72	0	0
3	16-A	48	72	72	0	0
3	17-A	48	72	72	0	0
3	18-A	48	72	71	0	0
3	19-A	48	72	72	0	0
3	20-A	48	72	71	0	0
4	1-A	271	0	0	0	0
4	2-A	270	0	0	0	0
4	3-A	288	0	0	0	0
4	4-A	262	0	0	0	0
4	5-A	272	0	0	0	0
4	6-A	268	0	0	0	0
4	7-A	272	0	0	0	0
4	8-A	280	0	0	0	0
4	9-A	252	0	0	0	0
4	10-A	286	0	0	0	0
4	11-A	258	0	0	0	0
4	12-A	251	0	0	0	0
4	13-A	264	0	0	0	0
4	14-A	260	0	0	0	0
4	15-A	284	0	0	0	0
4	16-A	263	0	0	0	0
4	17-A	243	0	0	0	0
4	18-A	262	0	0	0	0
4	19-A	270	0	0	0	0
4	20-A	246	0	0	0	0
All	All	67702	61340	61077	0	0

The all-atom clashscore is defined as the number of clashes found per 1000 atoms (including hydrogen atoms). Clashscore could not be calculated for this entry.

There are no clashes within the asymmetric unit.

There are no symmetry-related clashes.

5.3 Torsion angles [i](#)

5.3.1 Protein backbone [i](#)

In the following table, the Percentiles column shows the percent Ramachandran outliers of the chain as a percentile score with respect to all X-ray entries followed by that with respect to entries of similar resolution.

The Analysed column shows the number of residues for which the backbone conformation was analysed, and the total number of residues.

Mol	Chain	Analysed	Favoured	Allowed	Outliers	Percentiles	
1	1-A	386/388 (100%)	367 (95%)	15 (4%)	4 (1%)	15	3
1	2-A	386/388 (100%)	375 (97%)	10 (3%)	1 (0%)	41	19
1	3-A	386/388 (100%)	372 (96%)	12 (3%)	2 (0%)	29	9
1	4-A	386/388 (100%)	367 (95%)	15 (4%)	4 (1%)	15	3
1	5-A	386/388 (100%)	369 (96%)	16 (4%)	1 (0%)	41	19
1	6-A	386/388 (100%)	370 (96%)	13 (3%)	3 (1%)	19	4
1	7-A	386/388 (100%)	365 (95%)	17 (4%)	4 (1%)	15	3
1	8-A	386/388 (100%)	371 (96%)	10 (3%)	5 (1%)	12	1
1	9-A	386/388 (100%)	370 (96%)	12 (3%)	4 (1%)	15	3
1	10-A	386/388 (100%)	369 (96%)	17 (4%)	0	100	100
1	11-A	386/388 (100%)	362 (94%)	20 (5%)	4 (1%)	15	3
1	12-A	386/388 (100%)	366 (95%)	18 (5%)	2 (0%)	29	9
1	13-A	386/388 (100%)	368 (95%)	15 (4%)	3 (1%)	19	4
1	14-A	386/388 (100%)	368 (95%)	12 (3%)	6 (2%)	9	1
1	15-A	386/388 (100%)	370 (96%)	14 (4%)	2 (0%)	29	9
1	16-A	386/388 (100%)	366 (95%)	14 (4%)	6 (2%)	9	1
1	17-A	386/388 (100%)	364 (94%)	17 (4%)	5 (1%)	12	1
1	18-A	386/388 (100%)	368 (95%)	13 (3%)	5 (1%)	12	1
1	19-A	386/388 (100%)	370 (96%)	12 (3%)	4 (1%)	15	3
1	20-A	386/388 (100%)	369 (96%)	14 (4%)	3 (1%)	19	4
All	All	7720/7760 (100%)	7366 (95%)	286 (4%)	68 (1%)	17	3

5 of 68 Ramachandran outliers are listed below:

Mol	Chain	Res	Type
1	1-A	210	LEU
1	7-A	358	ARG
1	11-A	211	GLU
1	11-A	213	LEU
1	13-A	210	LEU

5.3.2 Protein sidechains [i](#)

In the following table, the Percentiles column shows the percent sidechain outliers of the chain as a percentile score with respect to all X-ray entries followed by that with respect to entries of similar resolution.

The Analysed column shows the number of residues for which the sidechain conformation was analysed, and the total number of residues.

Mol	Chain	Analysed	Rotameric	Outliers	Percentiles	
1	1-A	322/322 (100%)	305 (95%)	17 (5%)	22	3
1	2-A	322/322 (100%)	304 (94%)	18 (6%)	21	3
1	3-A	322/322 (100%)	298 (92%)	24 (8%)	13	1
1	4-A	322/322 (100%)	305 (95%)	17 (5%)	22	3
1	5-A	322/322 (100%)	302 (94%)	20 (6%)	18	2
1	6-A	322/322 (100%)	303 (94%)	19 (6%)	19	2
1	7-A	322/322 (100%)	303 (94%)	19 (6%)	19	2
1	8-A	322/322 (100%)	298 (92%)	24 (8%)	13	1
1	9-A	322/322 (100%)	298 (92%)	24 (8%)	13	1
1	10-A	322/322 (100%)	302 (94%)	20 (6%)	18	2
1	11-A	322/322 (100%)	304 (94%)	18 (6%)	21	3
1	12-A	322/322 (100%)	300 (93%)	22 (7%)	16	1
1	13-A	322/322 (100%)	294 (91%)	28 (9%)	10	1
1	14-A	322/322 (100%)	305 (95%)	17 (5%)	22	3
1	15-A	322/322 (100%)	297 (92%)	25 (8%)	12	1
1	16-A	322/322 (100%)	304 (94%)	18 (6%)	21	3
1	17-A	322/322 (100%)	301 (94%)	21 (6%)	17	2
1	18-A	322/322 (100%)	303 (94%)	19 (6%)	19	2
1	19-A	322/322 (100%)	305 (95%)	17 (5%)	22	3
1	20-A	322/322 (100%)	300 (93%)	22 (7%)	16	1

Continued on next page...

Continued from previous page...

Mol	Chain	Analysed	Rotameric	Outliers	Percentiles
All	All	6440/6440 (100%)	6031 (94%)	409 (6%)	17 2

5 of 409 residues with a non-rotameric sidechain are listed below:

Mol	Chain	Res	Type
1	12-A	211	GLU
1	14-A	373	ASP
1	20-A	212	THR
1	12-A	319	SER
1	13-A	279	ASP

Sometimes sidechains can be flipped to improve hydrogen bonding and reduce clashes. 5 of 84 such sidechains are listed below:

Mol	Chain	Res	Type
1	14-A	-1	ASN
1	16-A	361	HIS
1	14-A	118	HIS
1	15-A	272	ASN
1	18-A	349	GLN

5.3.3 RNA [i](#)

There are no RNA molecules in this entry.

5.4 Non-standard residues in protein, DNA, RNA chains [i](#)

There are no non-standard protein/DNA/RNA residues in this entry.

5.5 Carbohydrates [i](#)

There are no monosaccharides in this entry.

5.6 Ligand geometry [i](#)

320 ligands are modelled in this entry.

In the following table, the Counts columns list the number of bonds (or angles) for which Mogul statistics could be retrieved, the number of bonds (or angles) that are observed in the model and the number of bonds (or angles) that are defined in the Chemical Component Dictionary. The

Link column lists molecule types, if any, to which the group is linked. The Z score for a bond length (or angle) is the number of standard deviations the observed value is removed from the expected value. A bond length (or angle) with $|Z| > 2$ is considered an outlier worth inspection. RMSZ is the root-mean-square of all Z scores of the bond lengths (or angles).

Mol	Type	Chain	Res	Link	Bond lengths			Bond angles		
					Counts	RMSZ	# Z > 2	Counts	RMSZ	# Z > 2
2	SO4	1-A	404	-	4,4,4	0.48	0	6,6,6	0.71	0
2	SO4	3-A	402	-	4,4,4	0.18	0	6,6,6	0.39	0
3	EDO	7-A	414	-	3,3,3	0.36	0	2,2,2	0.71	0
3	EDO	9-A	413	-	3,3,3	0.51	0	2,2,2	0.91	0
2	SO4	1-A	401	-	4,4,4	0.24	0	6,6,6	1.00	0
3	EDO	15-A	416	-	3,3,3	0.67	0	2,2,2	0.67	0
3	EDO	17-A	410	-	3,3,3	0.21	0	2,2,2	0.93	0
3	EDO	2-A	405	-	3,3,3	0.50	0	2,2,2	0.12	0
3	EDO	12-A	407	-	3,3,3	0.94	0	2,2,2	0.42	0
3	EDO	3-A	414	-	3,3,3	0.51	0	2,2,2	1.15	0
3	EDO	11-A	414	-	3,3,3	0.32	0	2,2,2	1.25	0
3	EDO	14-A	408	-	3,3,3	0.36	0	2,2,2	0.70	0
3	EDO	16-A	408	-	3,3,3	0.43	0	2,2,2	0.77	0
2	SO4	20-A	403	-	4,4,4	0.13	0	6,6,6	0.66	0
3	EDO	13-A	414	-	3,3,3	0.48	0	2,2,2	0.98	0
2	SO4	10-A	402	-	4,4,4	0.37	0	6,6,6	0.43	0
3	EDO	11-A	410	-	3,3,3	0.22	0	2,2,2	1.66	1 (50%)
3	EDO	4-A	411	-	3,3,3	0.29	0	2,2,2	1.24	0
2	SO4	17-A	402	-	4,4,4	0.15	0	6,6,6	0.76	0
3	EDO	1-A	406	-	3,3,3	0.29	0	2,2,2	0.74	0
2	SO4	2-A	404	-	4,4,4	0.13	0	6,6,6	0.92	0
2	SO4	14-A	402	-	4,4,4	0.39	0	6,6,6	0.46	0
3	EDO	5-A	413	-	3,3,3	0.55	0	2,2,2	0.61	0
3	EDO	5-A	411	-	3,3,3	0.40	0	2,2,2	0.08	0
3	EDO	11-A	407	-	3,3,3	0.95	0	2,2,2	0.37	0
2	SO4	18-A	404	-	4,4,4	0.20	0	6,6,6	1.01	0
2	SO4	6-A	402	-	4,4,4	0.34	0	6,6,6	0.39	0
2	SO4	4-A	404	-	4,4,4	0.25	0	6,6,6	0.88	0
3	EDO	11-A	411	-	3,3,3	0.47	0	2,2,2	0.66	0
3	EDO	19-A	413	-	3,3,3	0.45	0	2,2,2	0.52	0
3	EDO	4-A	408	-	3,3,3	0.66	0	2,2,2	0.33	0
3	EDO	10-A	414	-	3,3,3	0.43	0	2,2,2	0.51	0
3	EDO	17-A	414	-	3,3,3	0.39	0	2,2,2	0.94	0
3	EDO	7-A	416	-	3,3,3	0.75	0	2,2,2	0.08	0
3	EDO	6-A	406	-	3,3,3	0.36	0	2,2,2	0.95	0
3	EDO	17-A	416	-	3,3,3	0.60	0	2,2,2	0.40	0
3	EDO	8-A	406	-	3,3,3	0.54	0	2,2,2	0.36	0
2	SO4	11-A	402	-	4,4,4	0.21	0	6,6,6	0.87	0

Mol	Type	Chain	Res	Link	Bond lengths			Bond angles		
					Counts	RMSZ	# Z > 2	Counts	RMSZ	# Z > 2
3	EDO	8-A	410	-	3,3,3	0.69	0	2,2,2	0.78	0
3	EDO	8-A	411	-	3,3,3	0.58	0	2,2,2	0.52	0
3	EDO	20-A	411	-	3,3,3	0.36	0	2,2,2	0.75	0
3	EDO	6-A	414	-	3,3,3	0.41	0	2,2,2	0.88	0
3	EDO	3-A	409	-	3,3,3	0.41	0	2,2,2	0.59	0
3	EDO	7-A	406	-	3,3,3	0.26	0	2,2,2	0.84	0
3	EDO	19-A	415	-	3,3,3	0.55	0	2,2,2	0.70	0
3	EDO	17-A	405	-	3,3,3	0.41	0	2,2,2	0.23	0
3	EDO	6-A	409	-	3,3,3	0.30	0	2,2,2	0.88	0
3	EDO	11-A	416	-	3,3,3	0.93	0	2,2,2	0.67	0
3	EDO	20-A	416	-	3,3,3	1.88	1 (33%)	2,2,2	2.25	1 (50%)
2	SO4	8-A	401	-	4,4,4	0.37	0	6,6,6	0.75	0
3	EDO	11-A	412	-	3,3,3	0.54	0	2,2,2	0.45	0
2	SO4	14-A	403	-	4,4,4	0.26	0	6,6,6	0.96	0
3	EDO	7-A	409	-	3,3,3	0.72	0	2,2,2	0.25	0
3	EDO	8-A	412	-	3,3,3	0.68	0	2,2,2	0.44	0
3	EDO	15-A	413	-	3,3,3	0.29	0	2,2,2	0.82	0
3	EDO	8-A	416	-	3,3,3	0.71	0	2,2,2	0.19	0
2	SO4	9-A	403	-	4,4,4	0.23	0	6,6,6	0.94	0
3	EDO	18-A	405	-	3,3,3	0.54	0	2,2,2	0.97	0
3	EDO	16-A	410	-	3,3,3	0.42	0	2,2,2	0.90	0
2	SO4	12-A	401	-	4,4,4	0.22	0	6,6,6	0.92	0
2	SO4	15-A	402	-	4,4,4	0.14	0	6,6,6	0.20	0
2	SO4	10-A	404	-	4,4,4	0.26	0	6,6,6	0.48	0
2	SO4	13-A	402	-	4,4,4	0.21	0	6,6,6	0.38	0
3	EDO	18-A	409	-	3,3,3	0.65	0	2,2,2	0.29	0
3	EDO	5-A	407	-	3,3,3	0.44	0	2,2,2	0.24	0
3	EDO	13-A	409	-	3,3,3	0.66	0	2,2,2	0.71	0
3	EDO	5-A	410	-	3,3,3	0.73	0	2,2,2	0.24	0
3	EDO	15-A	414	-	3,3,3	0.43	0	2,2,2	1.17	0
3	EDO	3-A	410	-	3,3,3	0.47	0	2,2,2	0.92	0
3	EDO	11-A	405	-	3,3,3	0.45	0	2,2,2	0.25	0
3	EDO	10-A	415	-	3,3,3	0.21	0	2,2,2	0.83	0
2	SO4	9-A	401	-	4,4,4	0.30	0	6,6,6	1.10	0
3	EDO	1-A	415	-	3,3,3	0.81	0	2,2,2	0.89	0
3	EDO	8-A	407	-	3,3,3	0.70	0	2,2,2	0.12	0
3	EDO	3-A	411	-	3,3,3	0.51	0	2,2,2	0.76	0
3	EDO	8-A	405	-	3,3,3	0.85	0	2,2,2	0.56	0
2	SO4	10-A	401	-	4,4,4	0.12	0	6,6,6	1.04	0
2	SO4	18-A	402	-	4,4,4	0.17	0	6,6,6	0.64	0
3	EDO	9-A	408	-	3,3,3	0.57	0	2,2,2	0.42	0
3	EDO	12-A	413	-	3,3,3	0.23	0	2,2,2	0.28	0

Mol	Type	Chain	Res	Link	Bond lengths			Bond angles		
					Counts	RMSZ	# Z > 2	Counts	RMSZ	# Z > 2
2	SO4	18-A	403	-	4,4,4	0.19	0	6,6,6	1.12	1 (16%)
3	EDO	13-A	411	-	3,3,3	0.64	0	2,2,2	0.26	0
3	EDO	20-A	406	-	3,3,3	0.61	0	2,2,2	0.48	0
3	EDO	10-A	408	-	3,3,3	0.23	0	2,2,2	1.44	0
3	EDO	17-A	408	-	3,3,3	0.78	0	2,2,2	0.22	0
3	EDO	3-A	408	-	3,3,3	0.43	0	2,2,2	0.42	0
3	EDO	14-A	412	-	3,3,3	0.27	0	2,2,2	0.57	0
3	EDO	2-A	411	-	3,3,3	0.73	0	2,2,2	0.69	0
2	SO4	13-A	404	-	4,4,4	0.11	0	6,6,6	0.49	0
3	EDO	11-A	408	-	3,3,3	0.30	0	2,2,2	0.43	0
3	EDO	12-A	415	-	3,3,3	0.52	0	2,2,2	0.66	0
3	EDO	18-A	414	-	3,3,3	0.37	0	2,2,2	0.85	0
3	EDO	3-A	416	-	3,3,3	0.67	0	2,2,2	0.62	0
3	EDO	13-A	408	-	3,3,3	0.66	0	2,2,2	0.90	0
3	EDO	19-A	414	-	3,3,3	0.81	0	2,2,2	1.21	0
2	SO4	17-A	403	-	4,4,4	0.17	0	6,6,6	0.36	0
3	EDO	19-A	416	-	3,3,3	0.59	0	2,2,2	0.67	0
3	EDO	2-A	415	-	3,3,3	0.50	0	2,2,2	0.33	0
3	EDO	16-A	412	-	3,3,3	0.76	0	2,2,2	0.07	0
3	EDO	20-A	408	-	3,3,3	0.35	0	2,2,2	0.65	0
3	EDO	20-A	414	-	3,3,3	0.97	0	2,2,2	2.03	1 (50%)
3	EDO	5-A	416	-	3,3,3	0.55	0	2,2,2	0.48	0
3	EDO	8-A	408	-	3,3,3	0.34	0	2,2,2	0.82	0
2	SO4	11-A	403	-	4,4,4	0.35	0	6,6,6	0.22	0
3	EDO	15-A	406	-	3,3,3	0.47	0	2,2,2	0.26	0
3	EDO	16-A	405	-	3,3,3	0.38	0	2,2,2	0.84	0
3	EDO	2-A	413	-	3,3,3	0.66	0	2,2,2	0.22	0
3	EDO	5-A	405	-	3,3,3	0.47	0	2,2,2	0.95	0
3	EDO	7-A	410	-	3,3,3	0.33	0	2,2,2	0.63	0
2	SO4	2-A	403	-	4,4,4	0.43	0	6,6,6	0.71	0
2	SO4	4-A	403	-	4,4,4	0.14	0	6,6,6	0.50	0
3	EDO	6-A	416	-	3,3,3	0.55	0	2,2,2	0.46	0
2	SO4	15-A	401	-	4,4,4	0.23	0	6,6,6	0.98	0
3	EDO	3-A	405	-	3,3,3	0.46	0	2,2,2	1.02	0
3	EDO	12-A	414	-	3,3,3	0.42	0	2,2,2	1.28	0
3	EDO	19-A	409	-	3,3,3	0.22	0	2,2,2	0.83	0
3	EDO	16-A	407	-	3,3,3	0.42	0	2,2,2	1.10	0
2	SO4	9-A	404	-	4,4,4	0.30	0	6,6,6	1.01	0
3	EDO	15-A	408	-	3,3,3	0.78	0	2,2,2	0.29	0
3	EDO	1-A	412	-	3,3,3	0.47	0	2,2,2	1.31	0
3	EDO	4-A	413	-	3,3,3	0.48	0	2,2,2	0.54	0
3	EDO	18-A	406	-	3,3,3	1.23	0	2,2,2	0.84	0

Mol	Type	Chain	Res	Link	Bond lengths			Bond angles		
					Counts	RMSZ	# Z > 2	Counts	RMSZ	# Z > 2
3	EDO	7-A	412	-	3,3,3	0.52	0	2,2,2	0.96	0
3	EDO	5-A	408	-	3,3,3	0.24	0	2,2,2	0.76	0
3	EDO	9-A	407	-	3,3,3	0.59	0	2,2,2	0.56	0
2	SO4	16-A	402	-	4,4,4	0.31	0	6,6,6	0.87	0
3	EDO	15-A	411	-	3,3,3	0.32	0	2,2,2	1.39	0
3	EDO	1-A	405	-	3,3,3	0.38	0	2,2,2	0.81	0
3	EDO	17-A	407	-	3,3,3	0.66	0	2,2,2	0.62	0
2	SO4	8-A	403	-	4,4,4	0.14	0	6,6,6	0.86	0
2	SO4	19-A	402	-	4,4,4	0.21	0	6,6,6	0.90	0
3	EDO	5-A	406	-	3,3,3	0.64	0	2,2,2	0.82	0
3	EDO	14-A	406	-	3,3,3	0.68	0	2,2,2	0.26	0
2	SO4	15-A	404	-	4,4,4	0.54	0	6,6,6	0.73	0
3	EDO	6-A	413	-	3,3,3	0.49	0	2,2,2	1.21	0
3	EDO	6-A	405	-	3,3,3	0.37	0	2,2,2	0.62	0
3	EDO	18-A	410	-	3,3,3	0.78	0	2,2,2	0.10	0
3	EDO	2-A	407	-	3,3,3	0.68	0	2,2,2	0.13	0
3	EDO	5-A	409	-	3,3,3	0.27	0	2,2,2	0.21	0
3	EDO	20-A	410	-	3,3,3	0.42	0	2,2,2	0.74	0
3	EDO	19-A	408	-	3,3,3	0.88	0	2,2,2	0.80	0
3	EDO	15-A	405	-	3,3,3	1.04	0	2,2,2	0.92	0
3	EDO	19-A	410	-	3,3,3	0.54	0	2,2,2	1.04	0
3	EDO	7-A	405	-	3,3,3	0.41	0	2,2,2	0.55	0
3	EDO	13-A	406	-	3,3,3	0.21	0	2,2,2	1.95	1 (50%)
3	EDO	11-A	415	-	3,3,3	0.55	0	2,2,2	0.07	0
3	EDO	18-A	411	-	3,3,3	0.50	0	2,2,2	0.12	0
2	SO4	2-A	402	-	4,4,4	0.28	0	6,6,6	1.00	0
3	EDO	19-A	411	-	3,3,3	0.39	0	2,2,2	0.35	0
2	SO4	6-A	401	-	4,4,4	0.39	0	6,6,6	0.76	0
2	SO4	16-A	401	-	4,4,4	0.30	0	6,6,6	0.62	0
3	EDO	16-A	409	-	3,3,3	0.60	0	2,2,2	0.06	0
2	SO4	16-A	403	-	4,4,4	0.41	0	6,6,6	0.63	0
2	SO4	7-A	401	-	4,4,4	0.12	0	6,6,6	1.02	0
2	SO4	5-A	403	-	4,4,4	0.29	0	6,6,6	1.28	1 (16%)
3	EDO	2-A	414	-	3,3,3	0.35	0	2,2,2	1.16	0
3	EDO	18-A	416	-	3,3,3	0.79	0	2,2,2	1.30	0
2	SO4	10-A	403	-	4,4,4	0.17	0	6,6,6	0.51	0
3	EDO	15-A	407	-	3,3,3	0.56	0	2,2,2	0.51	0
2	SO4	3-A	403	-	4,4,4	0.29	0	6,6,6	0.68	0
2	SO4	4-A	401	-	4,4,4	0.04	0	6,6,6	0.58	0
2	SO4	12-A	404	-	4,4,4	0.25	0	6,6,6	0.80	0
3	EDO	7-A	408	-	3,3,3	0.92	0	2,2,2	0.85	0
3	EDO	17-A	409	-	3,3,3	0.36	0	2,2,2	0.43	0

Mol	Type	Chain	Res	Link	Bond lengths			Bond angles		
					Counts	RMSZ	# Z > 2	Counts	RMSZ	# Z > 2
3	EDO	16-A	411	-	3,3,3	0.27	0	2,2,2	1.28	0
3	EDO	1-A	409	-	3,3,3	0.70	0	2,2,2	0.27	0
3	EDO	12-A	410	-	3,3,3	0.36	0	2,2,2	1.47	1 (50%)
3	EDO	1-A	407	-	3,3,3	0.50	0	2,2,2	0.83	0
2	SO4	5-A	401	-	4,4,4	0.14	0	6,6,6	0.90	0
2	SO4	13-A	403	-	4,4,4	0.32	0	6,6,6	0.49	0
3	EDO	20-A	412	-	3,3,3	0.63	0	2,2,2	0.21	0
2	SO4	19-A	403	-	4,4,4	0.11	0	6,6,6	1.06	0
3	EDO	10-A	413	-	3,3,3	0.39	0	2,2,2	0.34	0
3	EDO	17-A	413	-	3,3,3	0.44	0	2,2,2	1.10	0
2	SO4	14-A	404	-	4,4,4	0.24	0	6,6,6	1.48	1 (16%)
3	EDO	17-A	406	-	3,3,3	0.15	0	2,2,2	1.17	0
3	EDO	10-A	411	-	3,3,3	0.62	0	2,2,2	0.09	0
3	EDO	12-A	411	-	3,3,3	0.50	0	2,2,2	0.93	0
2	SO4	16-A	404	-	4,4,4	0.50	0	6,6,6	1.21	0
3	EDO	3-A	413	-	3,3,3	0.76	0	2,2,2	0.17	0
3	EDO	4-A	406	-	3,3,3	0.79	0	2,2,2	0.13	0
3	EDO	2-A	409	-	3,3,3	0.59	0	2,2,2	0.09	0
2	SO4	6-A	404	-	4,4,4	0.32	0	6,6,6	0.92	0
3	EDO	13-A	413	-	3,3,3	0.73	0	2,2,2	0.85	0
3	EDO	9-A	411	-	3,3,3	0.71	0	2,2,2	0.42	0
3	EDO	9-A	412	-	3,3,3	0.52	0	2,2,2	0.26	0
3	EDO	5-A	415	-	3,3,3	0.85	0	2,2,2	0.08	0
3	EDO	1-A	411	-	3,3,3	0.44	0	2,2,2	0.92	0
3	EDO	11-A	406	-	3,3,3	0.50	0	2,2,2	0.69	0
3	EDO	14-A	415	-	3,3,3	0.77	0	2,2,2	0.79	0
3	EDO	10-A	416	-	3,3,3	0.85	0	2,2,2	0.74	0
3	EDO	12-A	416	-	3,3,3	0.50	0	2,2,2	0.07	0
2	SO4	6-A	403	-	4,4,4	0.29	0	6,6,6	0.84	0
3	EDO	19-A	405	-	3,3,3	0.62	0	2,2,2	0.44	0
3	EDO	9-A	405	-	3,3,3	0.42	0	2,2,2	0.25	0
3	EDO	9-A	410	-	3,3,3	0.50	0	2,2,2	1.31	0
3	EDO	20-A	405	-	3,3,3	0.47	0	2,2,2	0.84	0
3	EDO	20-A	407	-	3,3,3	0.81	0	2,2,2	0.15	0
3	EDO	3-A	415	-	3,3,3	0.87	0	2,2,2	1.28	0
2	SO4	14-A	401	-	4,4,4	0.32	0	6,6,6	0.73	0
3	EDO	16-A	415	-	3,3,3	0.51	0	2,2,2	0.30	0
3	EDO	5-A	412	-	3,3,3	1.07	0	2,2,2	0.89	0
3	EDO	13-A	415	-	3,3,3	0.40	0	2,2,2	1.21	0
2	SO4	20-A	402	-	4,4,4	0.13	0	6,6,6	0.48	0
2	SO4	18-A	401	-	4,4,4	0.35	0	6,6,6	0.83	0
2	SO4	7-A	403	-	4,4,4	0.48	0	6,6,6	0.70	0

Mol	Type	Chain	Res	Link	Bond lengths			Bond angles		
					Counts	RMSZ	# Z > 2	Counts	RMSZ	# Z > 2
3	EDO	2-A	408	-	3,3,3	0.60	0	2,2,2	0.16	0
3	EDO	8-A	409	-	3,3,3	0.51	0	2,2,2	0.34	0
3	EDO	19-A	412	-	3,3,3	0.67	0	2,2,2	0.70	0
2	SO4	7-A	404	-	4,4,4	0.27	0	6,6,6	0.45	0
3	EDO	3-A	407	-	3,3,3	0.65	0	2,2,2	1.38	0
3	EDO	18-A	412	-	3,3,3	0.61	0	2,2,2	0.55	0
3	EDO	18-A	413	-	3,3,3	0.47	0	2,2,2	0.39	0
3	EDO	12-A	405	-	3,3,3	0.57	0	2,2,2	0.10	0
3	EDO	15-A	410	-	3,3,3	0.41	0	2,2,2	1.30	0
3	EDO	4-A	407	-	3,3,3	0.30	0	2,2,2	0.18	0
3	EDO	9-A	415	-	3,3,3	0.57	0	2,2,2	0.15	0
3	EDO	8-A	413	-	3,3,3	0.28	0	2,2,2	0.63	0
3	EDO	10-A	405	-	3,3,3	0.32	0	2,2,2	0.85	0
3	EDO	1-A	416	-	3,3,3	0.60	0	2,2,2	0.07	0
3	EDO	1-A	410	-	3,3,3	0.86	0	2,2,2	0.46	0
3	EDO	6-A	415	-	3,3,3	0.55	0	2,2,2	0.49	0
2	SO4	8-A	402	-	4,4,4	0.16	0	6,6,6	0.57	0
2	SO4	11-A	401	-	4,4,4	0.25	0	6,6,6	0.31	0
2	SO4	11-A	404	-	4,4,4	0.46	0	6,6,6	0.59	0
3	EDO	7-A	415	-	3,3,3	0.87	0	2,2,2	0.09	0
3	EDO	14-A	409	-	3,3,3	0.58	0	2,2,2	0.30	0
3	EDO	9-A	409	-	3,3,3	0.42	0	2,2,2	0.80	0
3	EDO	8-A	414	-	3,3,3	0.42	0	2,2,2	0.17	0
3	EDO	3-A	406	-	3,3,3	0.55	0	2,2,2	1.29	0
3	EDO	16-A	413	-	3,3,3	0.48	0	2,2,2	0.51	0
2	SO4	8-A	404	-	4,4,4	0.18	0	6,6,6	0.64	0
3	EDO	10-A	409	-	3,3,3	0.52	0	2,2,2	0.51	0
3	EDO	10-A	407	-	3,3,3	0.78	0	2,2,2	0.25	0
2	SO4	17-A	401	-	4,4,4	0.28	0	6,6,6	0.33	0
3	EDO	19-A	407	-	3,3,3	0.51	0	2,2,2	1.08	0
2	SO4	17-A	404	-	4,4,4	0.54	0	6,6,6	0.75	0
3	EDO	15-A	412	-	3,3,3	0.79	0	2,2,2	0.25	0
3	EDO	2-A	406	-	3,3,3	0.22	0	2,2,2	1.17	0
2	SO4	12-A	402	-	4,4,4	0.15	0	6,6,6	0.68	0
3	EDO	8-A	415	-	3,3,3	0.79	0	2,2,2	0.55	0
2	SO4	9-A	402	-	4,4,4	0.24	0	6,6,6	0.61	0
3	EDO	15-A	415	-	3,3,3	0.34	0	2,2,2	0.32	0
2	SO4	12-A	403	-	4,4,4	0.30	0	6,6,6	0.53	0
3	EDO	4-A	415	-	3,3,3	0.43	0	2,2,2	0.23	0
2	SO4	20-A	401	-	4,4,4	0.20	0	6,6,6	0.98	0
3	EDO	14-A	413	-	3,3,3	0.36	0	2,2,2	0.67	0
3	EDO	6-A	407	-	3,3,3	0.59	0	2,2,2	0.16	0
3	EDO	17-A	415	-	3,3,3	1.09	0	2,2,2	0.91	0

Mol	Type	Chain	Res	Link	Bond lengths			Bond angles		
					Counts	RMSZ	# Z > 2	Counts	RMSZ	# Z > 2
2	SO4	20-A	404	-	4,4,4	0.18	0	6,6,6	0.76	0
3	EDO	9-A	414	-	3,3,3	0.62	0	2,2,2	0.73	0
3	EDO	2-A	410	-	3,3,3	0.68	0	2,2,2	0.29	0
3	EDO	4-A	416	-	3,3,3	0.52	0	2,2,2	0.39	0
3	EDO	20-A	413	-	3,3,3	0.55	0	2,2,2	0.84	0
3	EDO	4-A	405	-	3,3,3	1.42	1 (33%)	2,2,2	0.39	0
2	SO4	4-A	402	-	4,4,4	0.20	0	6,6,6	0.70	0
3	EDO	20-A	415	-	3,3,3	0.55	0	2,2,2	0.33	0
3	EDO	17-A	412	-	3,3,3	0.67	0	2,2,2	0.17	0
3	EDO	18-A	415	-	3,3,3	1.08	0	2,2,2	2.01	1 (50%)
3	EDO	12-A	409	-	3,3,3	0.42	0	2,2,2	0.63	0
3	EDO	15-A	409	-	3,3,3	0.64	0	2,2,2	0.53	0
2	SO4	1-A	402	-	4,4,4	0.24	0	6,6,6	0.77	0
3	EDO	12-A	408	-	3,3,3	0.34	0	2,2,2	0.60	0
3	EDO	20-A	409	-	3,3,3	0.69	0	2,2,2	1.18	0
2	SO4	1-A	403	-	4,4,4	0.14	0	6,6,6	0.45	0
3	EDO	2-A	412	-	3,3,3	0.46	0	2,2,2	0.51	0
3	EDO	11-A	409	-	3,3,3	0.70	0	2,2,2	0.17	0
2	SO4	5-A	404	-	4,4,4	0.36	0	6,6,6	2.09	2 (33%)
3	EDO	1-A	414	-	3,3,3	0.67	0	2,2,2	1.18	0
3	EDO	1-A	413	-	3,3,3	0.72	0	2,2,2	0.35	0
3	EDO	7-A	413	-	3,3,3	0.43	0	2,2,2	0.65	0
3	EDO	18-A	407	-	3,3,3	0.41	0	2,2,2	0.50	0
3	EDO	14-A	407	-	3,3,3	0.66	0	2,2,2	0.68	0
2	SO4	3-A	404	-	4,4,4	0.31	0	6,6,6	1.33	1 (16%)
2	SO4	5-A	402	-	4,4,4	0.12	0	6,6,6	1.03	0
3	EDO	2-A	416	-	3,3,3	0.37	0	2,2,2	0.17	0
2	SO4	13-A	401	-	4,4,4	0.16	0	6,6,6	0.81	0
3	EDO	4-A	412	-	3,3,3	0.50	0	2,2,2	0.66	0
3	EDO	13-A	407	-	3,3,3	0.67	0	2,2,2	0.36	0
2	SO4	19-A	401	-	4,4,4	0.14	0	6,6,6	0.59	0
3	EDO	13-A	412	-	3,3,3	0.44	0	2,2,2	0.41	0
3	EDO	14-A	411	-	3,3,3	0.62	0	2,2,2	0.05	0
3	EDO	13-A	410	-	3,3,3	0.37	0	2,2,2	0.42	0
3	EDO	4-A	414	-	3,3,3	0.90	0	2,2,2	1.86	1 (50%)
2	SO4	19-A	404	-	4,4,4	0.36	0	6,6,6	0.79	0
3	EDO	1-A	408	-	3,3,3	0.22	0	2,2,2	0.84	0
3	EDO	12-A	412	-	3,3,3	0.41	0	2,2,2	1.26	0
3	EDO	5-A	414	-	3,3,3	0.47	0	2,2,2	1.03	0
3	EDO	14-A	414	-	3,3,3	0.83	0	2,2,2	1.22	0
2	SO4	15-A	403	-	4,4,4	0.22	0	6,6,6	0.27	0
3	EDO	10-A	410	-	3,3,3	0.48	0	2,2,2	0.62	0

Mol	Type	Chain	Res	Link	Bond lengths			Bond angles		
					Counts	RMSZ	# Z > 2	Counts	RMSZ	# Z > 2
3	EDO	14-A	405	-	3,3,3	0.65	0	2,2,2	0.69	0
3	EDO	19-A	406	-	3,3,3	0.39	0	2,2,2	0.49	0
3	EDO	14-A	410	-	3,3,3	0.82	0	2,2,2	0.45	0
2	SO4	3-A	401	-	4,4,4	0.30	0	6,6,6	0.84	0
3	EDO	6-A	408	-	3,3,3	0.56	0	2,2,2	0.54	0
3	EDO	6-A	410	-	3,3,3	0.78	0	2,2,2	0.27	0
3	EDO	9-A	406	-	3,3,3	0.40	0	2,2,2	1.69	1 (50%)
3	EDO	16-A	416	-	3,3,3	0.58	0	2,2,2	0.17	0
3	EDO	3-A	412	-	3,3,3	0.43	0	2,2,2	0.98	0
3	EDO	11-A	413	-	3,3,3	0.46	0	2,2,2	0.21	0
3	EDO	13-A	416	-	3,3,3	0.52	0	2,2,2	0.62	0
3	EDO	13-A	405	-	3,3,3	0.56	0	2,2,2	0.72	0
3	EDO	6-A	411	-	3,3,3	0.62	0	2,2,2	0.80	0
3	EDO	4-A	409	-	3,3,3	0.45	0	2,2,2	0.35	0
3	EDO	16-A	406	-	3,3,3	0.87	0	2,2,2	1.20	0
3	EDO	7-A	407	-	3,3,3	0.55	0	2,2,2	0.58	0
3	EDO	4-A	410	-	3,3,3	0.94	0	2,2,2	0.44	0
3	EDO	7-A	411	-	3,3,3	0.50	0	2,2,2	0.35	0
3	EDO	14-A	416	-	3,3,3	1.08	0	2,2,2	0.82	0
3	EDO	9-A	416	-	3,3,3	0.95	0	2,2,2	0.35	0
3	EDO	10-A	406	-	3,3,3	0.50	0	2,2,2	0.95	0
3	EDO	12-A	406	-	3,3,3	0.40	0	2,2,2	0.77	0
3	EDO	10-A	412	-	3,3,3	0.40	0	2,2,2	0.10	0
3	EDO	6-A	412	-	3,3,3	0.37	0	2,2,2	0.41	0
2	SO4	7-A	402	-	4,4,4	0.19	0	6,6,6	0.39	0
3	EDO	18-A	408	-	3,3,3	0.36	0	2,2,2	0.74	0
2	SO4	2-A	401	-	4,4,4	0.36	0	6,6,6	0.61	0
3	EDO	17-A	411	-	3,3,3	0.65	0	2,2,2	0.92	0
3	EDO	16-A	414	-	3,3,3	0.29	0	2,2,2	0.84	0

In the following table, the Chirals column lists the number of chiral outliers, the number of chiral centers analysed, the number of these observed in the model and the number defined in the Chemical Component Dictionary. Similar counts are reported in the Torsion and Rings columns. '-' means no outliers of that kind were identified.

Mol	Type	Chain	Res	Link	Chirals	Torsions	Rings
3	EDO	11-A	408	-	-	1/1/1/1	-
3	EDO	9-A	414	-	-	0/1/1/1	-
3	EDO	12-A	415	-	-	0/1/1/1	-
3	EDO	18-A	414	-	-	1/1/1/1	-
3	EDO	3-A	416	-	-	1/1/1/1	-
3	EDO	10-A	413	-	-	0/1/1/1	-

Continued on next page...

Continued from previous page...

Mol	Type	Chain	Res	Link	Chirals	Torsions	Rings
3	EDO	17-A	413	-	-	1/1/1/1	-
3	EDO	13-A	408	-	-	0/1/1/1	-
3	EDO	2-A	410	-	-	1/1/1/1	-
3	EDO	19-A	414	-	-	1/1/1/1	-
3	EDO	17-A	406	-	-	0/1/1/1	-
3	EDO	10-A	411	-	-	1/1/1/1	-
3	EDO	12-A	411	-	-	0/1/1/1	-
3	EDO	3-A	413	-	-	1/1/1/1	-
3	EDO	7-A	414	-	-	0/1/1/1	-
3	EDO	20-A	413	-	-	1/1/1/1	-
3	EDO	2-A	415	-	-	0/1/1/1	-
3	EDO	4-A	405	-	-	1/1/1/1	-
3	EDO	4-A	416	-	-	0/1/1/1	-
3	EDO	19-A	416	-	-	1/1/1/1	-
3	EDO	4-A	406	-	-	1/1/1/1	-
3	EDO	16-A	412	-	-	0/1/1/1	-
3	EDO	9-A	413	-	-	1/1/1/1	-
3	EDO	15-A	416	-	-	1/1/1/1	-
3	EDO	20-A	415	-	-	1/1/1/1	-
3	EDO	2-A	409	-	-	1/1/1/1	-
3	EDO	17-A	410	-	-	0/1/1/1	-
3	EDO	17-A	412	-	-	1/1/1/1	-
3	EDO	13-A	413	-	-	1/1/1/1	-
3	EDO	2-A	405	-	-	1/1/1/1	-
3	EDO	12-A	407	-	-	1/1/1/1	-
3	EDO	20-A	408	-	-	1/1/1/1	-
3	EDO	20-A	414	-	-	1/1/1/1	-
3	EDO	5-A	416	-	-	1/1/1/1	-
3	EDO	9-A	411	-	-	1/1/1/1	-
3	EDO	3-A	414	-	-	1/1/1/1	-
3	EDO	9-A	412	-	-	0/1/1/1	-
3	EDO	8-A	408	-	-	1/1/1/1	-
3	EDO	5-A	415	-	-	0/1/1/1	-
3	EDO	18-A	415	-	-	1/1/1/1	-
3	EDO	1-A	411	-	-	1/1/1/1	-
3	EDO	11-A	406	-	-	0/1/1/1	-
3	EDO	16-A	405	-	-	0/1/1/1	-
3	EDO	15-A	406	-	-	1/1/1/1	-
3	EDO	14-A	415	-	-	0/1/1/1	-
3	EDO	12-A	409	-	-	1/1/1/1	-
3	EDO	15-A	409	-	-	0/1/1/1	-
3	EDO	11-A	414	-	-	1/1/1/1	-

Continued on next page...

Continued from previous page...

Mol	Type	Chain	Res	Link	Chirals	Torsions	Rings
3	EDO	14-A	408	-	-	0/1/1/1	-
3	EDO	2-A	413	-	-	1/1/1/1	-
3	EDO	16-A	408	-	-	1/1/1/1	-
3	EDO	5-A	405	-	-	1/1/1/1	-
3	EDO	13-A	414	-	-	1/1/1/1	-
3	EDO	10-A	416	-	-	1/1/1/1	-
3	EDO	12-A	416	-	-	1/1/1/1	-
3	EDO	12-A	408	-	-	0/1/1/1	-
3	EDO	20-A	409	-	-	1/1/1/1	-
3	EDO	7-A	410	-	-	1/1/1/1	-
3	EDO	11-A	410	-	-	1/1/1/1	-
3	EDO	4-A	411	-	-	1/1/1/1	-
3	EDO	19-A	405	-	-	1/1/1/1	-
3	EDO	1-A	406	-	-	0/1/1/1	-
3	EDO	9-A	405	-	-	1/1/1/1	-
3	EDO	5-A	413	-	-	0/1/1/1	-
3	EDO	2-A	412	-	-	1/1/1/1	-
3	EDO	9-A	410	-	-	1/1/1/1	-
3	EDO	20-A	405	-	-	0/1/1/1	-
3	EDO	20-A	407	-	-	1/1/1/1	-
3	EDO	11-A	409	-	-	0/1/1/1	-
3	EDO	5-A	411	-	-	0/1/1/1	-
3	EDO	3-A	415	-	-	0/1/1/1	-
3	EDO	11-A	407	-	-	1/1/1/1	-
3	EDO	16-A	415	-	-	1/1/1/1	-
3	EDO	5-A	412	-	-	1/1/1/1	-
3	EDO	6-A	416	-	-	1/1/1/1	-
3	EDO	11-A	411	-	-	1/1/1/1	-
3	EDO	1-A	414	-	-	1/1/1/1	-
3	EDO	3-A	405	-	-	0/1/1/1	-
3	EDO	19-A	413	-	-	0/1/1/1	-
3	EDO	12-A	414	-	-	1/1/1/1	-
3	EDO	4-A	408	-	-	1/1/1/1	-
3	EDO	19-A	409	-	-	1/1/1/1	-
3	EDO	10-A	414	-	-	0/1/1/1	-
3	EDO	13-A	415	-	-	1/1/1/1	-
3	EDO	1-A	413	-	-	0/1/1/1	-
3	EDO	17-A	414	-	-	0/1/1/1	-
3	EDO	7-A	416	-	-	1/1/1/1	-
3	EDO	16-A	407	-	-	0/1/1/1	-
3	EDO	6-A	406	-	-	1/1/1/1	-
3	EDO	17-A	416	-	-	1/1/1/1	-

Continued on next page...

Continued from previous page...

Mol	Type	Chain	Res	Link	Chirals	Torsions	Rings
3	EDO	7-A	413	-	-	0/1/1/1	-
3	EDO	2-A	408	-	-	0/1/1/1	-
3	EDO	15-A	408	-	-	1/1/1/1	-
3	EDO	8-A	409	-	-	0/1/1/1	-
3	EDO	8-A	406	-	-	0/1/1/1	-
3	EDO	18-A	407	-	-	0/1/1/1	-
3	EDO	14-A	407	-	-	1/1/1/1	-
3	EDO	19-A	412	-	-	1/1/1/1	-
3	EDO	8-A	410	-	-	1/1/1/1	-
3	EDO	1-A	412	-	-	1/1/1/1	-
3	EDO	4-A	413	-	-	1/1/1/1	-
3	EDO	8-A	411	-	-	0/1/1/1	-
3	EDO	20-A	411	-	-	0/1/1/1	-
3	EDO	3-A	407	-	-	1/1/1/1	-
3	EDO	18-A	406	-	-	1/1/1/1	-
3	EDO	7-A	412	-	-	1/1/1/1	-
3	EDO	18-A	412	-	-	0/1/1/1	-
3	EDO	18-A	413	-	-	1/1/1/1	-
3	EDO	6-A	414	-	-	0/1/1/1	-
3	EDO	5-A	408	-	-	1/1/1/1	-
3	EDO	2-A	416	-	-	1/1/1/1	-
3	EDO	3-A	409	-	-	0/1/1/1	-
3	EDO	12-A	405	-	-	1/1/1/1	-
3	EDO	7-A	406	-	-	0/1/1/1	-
3	EDO	9-A	407	-	-	0/1/1/1	-
3	EDO	17-A	405	-	-	0/1/1/1	-
3	EDO	19-A	415	-	-	1/1/1/1	-
3	EDO	15-A	410	-	-	0/1/1/1	-
3	EDO	4-A	412	-	-	1/1/1/1	-
3	EDO	13-A	407	-	-	0/1/1/1	-
3	EDO	6-A	409	-	-	1/1/1/1	-
3	EDO	11-A	416	-	-	1/1/1/1	-
3	EDO	4-A	407	-	-	1/1/1/1	-
3	EDO	15-A	411	-	-	0/1/1/1	-
3	EDO	9-A	415	-	-	0/1/1/1	-
3	EDO	13-A	412	-	-	1/1/1/1	-
3	EDO	14-A	411	-	-	0/1/1/1	-
3	EDO	13-A	410	-	-	0/1/1/1	-
3	EDO	17-A	407	-	-	1/1/1/1	-
3	EDO	1-A	405	-	-	1/1/1/1	-
3	EDO	4-A	414	-	-	1/1/1/1	-
3	EDO	20-A	416	-	-	0/1/1/1	-

Continued on next page...

Continued from previous page...

Mol	Type	Chain	Res	Link	Chirals	Torsions	Rings
3	EDO	8-A	413	-	-	0/1/1/1	-
3	EDO	10-A	405	-	-	1/1/1/1	-
3	EDO	1-A	416	-	-	0/1/1/1	-
3	EDO	1-A	408	-	-	0/1/1/1	-
3	EDO	5-A	406	-	-	1/1/1/1	-
3	EDO	11-A	412	-	-	1/1/1/1	-
3	EDO	12-A	412	-	-	1/1/1/1	-
3	EDO	5-A	414	-	-	0/1/1/1	-
3	EDO	7-A	409	-	-	1/1/1/1	-
3	EDO	14-A	406	-	-	0/1/1/1	-
3	EDO	1-A	410	-	-	0/1/1/1	-
3	EDO	6-A	415	-	-	1/1/1/1	-
3	EDO	8-A	412	-	-	1/1/1/1	-
3	EDO	15-A	413	-	-	0/1/1/1	-
3	EDO	8-A	416	-	-	0/1/1/1	-
3	EDO	14-A	414	-	-	1/1/1/1	-
3	EDO	10-A	410	-	-	1/1/1/1	-
3	EDO	6-A	413	-	-	0/1/1/1	-
3	EDO	18-A	405	-	-	0/1/1/1	-
3	EDO	14-A	405	-	-	0/1/1/1	-
3	EDO	16-A	410	-	-	1/1/1/1	-
3	EDO	19-A	406	-	-	1/1/1/1	-
3	EDO	14-A	410	-	-	1/1/1/1	-
3	EDO	6-A	405	-	-	0/1/1/1	-
3	EDO	18-A	410	-	-	1/1/1/1	-
3	EDO	2-A	407	-	-	1/1/1/1	-
3	EDO	7-A	415	-	-	0/1/1/1	-
3	EDO	5-A	409	-	-	0/1/1/1	-
3	EDO	20-A	410	-	-	1/1/1/1	-
3	EDO	19-A	408	-	-	0/1/1/1	-
3	EDO	15-A	405	-	-	0/1/1/1	-
3	EDO	6-A	408	-	-	1/1/1/1	-
3	EDO	14-A	409	-	-	0/1/1/1	-
3	EDO	19-A	410	-	-	1/1/1/1	-
3	EDO	6-A	410	-	-	0/1/1/1	-
3	EDO	9-A	409	-	-	0/1/1/1	-
3	EDO	18-A	409	-	-	0/1/1/1	-
3	EDO	8-A	414	-	-	1/1/1/1	-
3	EDO	7-A	405	-	-	1/1/1/1	-
3	EDO	9-A	406	-	-	0/1/1/1	-
3	EDO	5-A	407	-	-	0/1/1/1	-
3	EDO	16-A	416	-	-	1/1/1/1	-

Continued on next page...

Continued from previous page...

Mol	Type	Chain	Res	Link	Chirals	Torsions	Rings
3	EDO	3-A	406	-	-	1/1/1/1	-
3	EDO	13-A	409	-	-	1/1/1/1	-
3	EDO	5-A	410	-	-	1/1/1/1	-
3	EDO	3-A	412	-	-	0/1/1/1	-
3	EDO	13-A	406	-	-	0/1/1/1	-
3	EDO	16-A	413	-	-	0/1/1/1	-
3	EDO	11-A	415	-	-	1/1/1/1	-
3	EDO	18-A	411	-	-	1/1/1/1	-
3	EDO	10-A	409	-	-	1/1/1/1	-
3	EDO	11-A	413	-	-	1/1/1/1	-
3	EDO	13-A	416	-	-	1/1/1/1	-
3	EDO	19-A	411	-	-	0/1/1/1	-
3	EDO	15-A	414	-	-	1/1/1/1	-
3	EDO	13-A	405	-	-	0/1/1/1	-
3	EDO	10-A	407	-	-	0/1/1/1	-
3	EDO	3-A	410	-	-	1/1/1/1	-
3	EDO	6-A	411	-	-	1/1/1/1	-
3	EDO	11-A	405	-	-	0/1/1/1	-
3	EDO	4-A	409	-	-	1/1/1/1	-
3	EDO	16-A	409	-	-	1/1/1/1	-
3	EDO	10-A	415	-	-	1/1/1/1	-
3	EDO	16-A	406	-	-	0/1/1/1	-
3	EDO	19-A	407	-	-	1/1/1/1	-
3	EDO	7-A	407	-	-	0/1/1/1	-
3	EDO	4-A	410	-	-	1/1/1/1	-
3	EDO	1-A	415	-	-	1/1/1/1	-
3	EDO	8-A	407	-	-	1/1/1/1	-
3	EDO	15-A	412	-	-	1/1/1/1	-
3	EDO	2-A	406	-	-	0/1/1/1	-
3	EDO	7-A	411	-	-	0/1/1/1	-
3	EDO	3-A	411	-	-	1/1/1/1	-
3	EDO	14-A	416	-	-	0/1/1/1	-
3	EDO	8-A	415	-	-	1/1/1/1	-
3	EDO	8-A	405	-	-	1/1/1/1	-
3	EDO	2-A	414	-	-	0/1/1/1	-
3	EDO	9-A	416	-	-	0/1/1/1	-
3	EDO	9-A	408	-	-	1/1/1/1	-
3	EDO	15-A	415	-	-	0/1/1/1	-
3	EDO	10-A	406	-	-	1/1/1/1	-
3	EDO	12-A	406	-	-	1/1/1/1	-
3	EDO	12-A	413	-	-	1/1/1/1	-
3	EDO	4-A	415	-	-	1/1/1/1	-

Continued on next page...

Continued from previous page...

Mol	Type	Chain	Res	Link	Chirals	Torsions	Rings
3	EDO	10-A	412	-	-	1/1/1/1	-
3	EDO	18-A	416	-	-	1/1/1/1	-
3	EDO	15-A	407	-	-	1/1/1/1	-
3	EDO	13-A	411	-	-	1/1/1/1	-
3	EDO	6-A	412	-	-	1/1/1/1	-
3	EDO	14-A	413	-	-	1/1/1/1	-
3	EDO	20-A	406	-	-	1/1/1/1	-
3	EDO	7-A	408	-	-	1/1/1/1	-
3	EDO	6-A	407	-	-	0/1/1/1	-
3	EDO	17-A	415	-	-	0/1/1/1	-
3	EDO	17-A	409	-	-	0/1/1/1	-
3	EDO	16-A	411	-	-	0/1/1/1	-
3	EDO	1-A	409	-	-	0/1/1/1	-
3	EDO	10-A	408	-	-	0/1/1/1	-
3	EDO	12-A	410	-	-	0/1/1/1	-
3	EDO	17-A	408	-	-	1/1/1/1	-
3	EDO	1-A	407	-	-	0/1/1/1	-
3	EDO	18-A	408	-	-	1/1/1/1	-
3	EDO	3-A	408	-	-	1/1/1/1	-
3	EDO	17-A	411	-	-	1/1/1/1	-
3	EDO	16-A	414	-	-	1/1/1/1	-
3	EDO	20-A	412	-	-	0/1/1/1	-
3	EDO	14-A	412	-	-	0/1/1/1	-
3	EDO	2-A	411	-	-	0/1/1/1	-

All (2) bond length outliers are listed below:

Mol	Chain	Res	Type	Atoms	Z	Observed(Å)	Ideal(Å)
3	20-A	416	EDO	O1-C1	2.43	1.54	1.42
3	4-A	405	EDO	O2-C2	2.24	1.53	1.42

The worst 5 of 14 bond angle outliers are listed below:

Mol	Chain	Res	Type	Atoms	Z	Observed(°)	Ideal(°)
2	5-A	404	SO4	O4-S-O2	4.20	131.21	109.31
2	14-A	404	SO4	O4-S-O3	-3.10	95.83	109.06
3	18-A	415	EDO	O1-C1-C2	2.78	131.94	111.91
3	20-A	416	EDO	O2-C2-C1	2.71	131.41	111.91
2	5-A	404	SO4	O3-S-O1	-2.60	95.74	109.31

There are no chirality outliers.

5 of 141 torsion outliers are listed below:

Mol	Chain	Res	Type	Atoms
3	4-A	412	EDO	O1-C1-C2-O2
3	8-A	405	EDO	O1-C1-C2-O2
3	4-A	411	EDO	O1-C1-C2-O2
3	13-A	411	EDO	O1-C1-C2-O2
3	1-A	405	EDO	O1-C1-C2-O2

There are no ring outliers.

No monomer is involved in short contacts.

5.7 Other polymers [i](#)

There are no such residues in this entry.

5.8 Polymer linkage issues [i](#)

There are no chain breaks in this entry.

6 Fit of model and data [i](#)

6.1 Protein, DNA and RNA chains [i](#)

In the following table, the column labelled ‘#RSRZ> 2’ contains the number (and percentage) of RSRZ outliers, followed by percent RSRZ outliers for the chain as percentile scores relative to all X-ray entries and entries of similar resolution. The OWAB column contains the minimum, median, 95th percentile and maximum values of the occupancy-weighted average B-factor per residue. The column labelled ‘Q< 0.9’ lists the number of (and percentage) of residues with an average occupancy less than 0.9.

Mol	Chain	Analysed	<RSRZ>	#RSRZ>2	OWAB(Å ²)	Q<0.9
1	1-A	388/388 (100%)	-0.04	21 (5%) 25 30	14, 18, 23, 27	388 (100%)
1	2-A	388/388 (100%)	-0.04	21 (5%) 25 30	14, 18, 23, 27	388 (100%)
1	3-A	388/388 (100%)	-0.04	21 (5%) 25 30	14, 18, 23, 27	388 (100%)
1	4-A	388/388 (100%)	-0.04	21 (5%) 25 30	14, 18, 23, 27	388 (100%)
1	5-A	388/388 (100%)	-0.04	21 (5%) 25 30	14, 18, 23, 27	388 (100%)
1	6-A	388/388 (100%)	-0.04	21 (5%) 25 30	14, 18, 23, 27	388 (100%)
1	7-A	388/388 (100%)	-0.04	21 (5%) 25 30	14, 18, 23, 27	388 (100%)
1	8-A	388/388 (100%)	-0.04	21 (5%) 25 30	14, 18, 23, 27	388 (100%)
1	9-A	388/388 (100%)	-0.04	21 (5%) 25 30	14, 18, 23, 27	388 (100%)
1	10-A	388/388 (100%)	-0.04	21 (5%) 25 30	14, 18, 23, 27	388 (100%)
1	11-A	388/388 (100%)	-0.04	21 (5%) 25 30	14, 18, 23, 27	388 (100%)
1	12-A	388/388 (100%)	-0.04	21 (5%) 25 30	14, 18, 23, 27	388 (100%)
1	13-A	388/388 (100%)	-0.04	21 (5%) 25 30	14, 18, 23, 27	388 (100%)
1	14-A	388/388 (100%)	-0.04	21 (5%) 25 30	14, 18, 23, 27	388 (100%)
1	15-A	388/388 (100%)	-0.04	21 (5%) 25 30	14, 18, 23, 27	388 (100%)
1	16-A	388/388 (100%)	-0.04	21 (5%) 25 30	14, 18, 23, 27	388 (100%)
1	17-A	388/388 (100%)	-0.04	21 (5%) 25 30	14, 18, 23, 27	388 (100%)
1	18-A	388/388 (100%)	-0.04	21 (5%) 25 30	14, 18, 23, 27	388 (100%)
1	19-A	388/388 (100%)	-0.04	21 (5%) 25 30	14, 18, 23, 27	388 (100%)
1	20-A	388/388 (100%)	-0.04	21 (5%) 25 30	14, 18, 23, 27	388 (100%)
All	All	7760/7760 (100%)	-0.04	420 (5%) 29 30	14, 18, 23, 27	7760 (100%)

The worst 5 of 420 RSRZ outliers are listed below:

Mol	Chain	Res	Type	RSRZ
1	1-A	-2	SER	18.9
1	2-A	-2	SER	18.9
1	3-A	-2	SER	18.9
1	4-A	-2	SER	18.9
1	5-A	-2	SER	18.9

6.2 Non-standard residues in protein, DNA, RNA chains [i](#)

There are no non-standard protein/DNA/RNA residues in this entry.

6.3 Carbohydrates [i](#)

There are no monosaccharides in this entry.

6.4 Ligands [i](#)

In the following table, the Atoms column lists the number of modelled atoms in the group and the number defined in the chemical component dictionary. The B-factors column lists the minimum, median, 95th percentile and maximum values of B factors of atoms in the group. The column labelled 'Q< 0.9' lists the number of atoms with occupancy less than 0.9.

Mol	Type	Chain	Res	Atoms	RSCC	RSR	B-factors(Å ²)	Q<0.9
2	SO4	1-A	402	5/5	0.64	0.38	20,20,21,21	5
2	SO4	2-A	402	5/5	0.64	0.38	21,22,22,23	5
2	SO4	3-A	402	5/5	0.64	0.38	20,20,21,21	5
2	SO4	4-A	402	5/5	0.64	0.38	21,21,21,22	5
2	SO4	5-A	402	5/5	0.64	0.38	20,20,21,21	5
2	SO4	6-A	402	5/5	0.64	0.38	20,20,21,21	5
2	SO4	7-A	402	5/5	0.64	0.38	20,21,22,22	5
2	SO4	8-A	402	5/5	0.64	0.38	22,22,23,24	5
2	SO4	9-A	402	5/5	0.64	0.38	20,20,21,21	5
2	SO4	10-A	402	5/5	0.64	0.38	20,20,20,21	5
2	SO4	11-A	402	5/5	0.64	0.38	20,21,21,21	5
2	SO4	12-A	402	5/5	0.64	0.38	20,20,20,21	5
2	SO4	13-A	402	5/5	0.64	0.38	21,22,22,23	5
2	SO4	14-A	402	5/5	0.64	0.38	20,20,20,21	5
2	SO4	15-A	402	5/5	0.64	0.38	19,20,20,20	5
2	SO4	16-A	402	5/5	0.64	0.38	20,20,21,22	5
2	SO4	17-A	402	5/5	0.64	0.38	20,21,21,21	5
2	SO4	18-A	402	5/5	0.64	0.38	19,20,20,20	5
2	SO4	19-A	402	5/5	0.64	0.38	21,21,22,22	5

Continued on next page...

Continued from previous page...

Mol	Type	Chain	Res	Atoms	RSCC	RSR	B-factors(\AA^2)	Q<0.9
2	SO4	20-A	402	5/5	0.64	0.38	20,21,22,22	5
3	EDO	1-A	416	4/4	0.69	0.49	20,20,21,22	10
3	EDO	2-A	416	4/4	0.69	0.49	19,19,21,21	10
3	EDO	3-A	416	4/4	0.69	0.49	19,20,20,21	10
3	EDO	4-A	416	4/4	0.69	0.49	19,19,20,20	10
3	EDO	5-A	416	4/4	0.69	0.49	18,19,19,20	10
3	EDO	6-A	416	4/4	0.69	0.49	18,19,20,20	10
3	EDO	7-A	416	4/4	0.69	0.49	19,19,20,20	10
3	EDO	8-A	416	4/4	0.69	0.49	18,19,20,20	10
3	EDO	9-A	416	4/4	0.69	0.49	19,19,20,20	10
3	EDO	10-A	416	4/4	0.69	0.49	18,19,20,20	10
3	EDO	11-A	416	4/4	0.69	0.49	18,19,19,20	10
3	EDO	12-A	416	4/4	0.69	0.49	18,19,19,20	10
3	EDO	13-A	416	4/4	0.69	0.49	19,19,20,20	10
3	EDO	14-A	416	4/4	0.69	0.49	19,19,20,20	10
3	EDO	15-A	416	4/4	0.69	0.49	19,19,20,20	10
3	EDO	16-A	416	4/4	0.69	0.49	20,20,21,22	10
3	EDO	17-A	416	4/4	0.69	0.49	18,19,19,19	10
3	EDO	18-A	416	4/4	0.69	0.49	18,18,19,20	10
3	EDO	19-A	416	4/4	0.69	0.49	18,19,20,20	10
3	EDO	20-A	416	4/4	0.69	0.49	18,19,20,20	10
3	EDO	1-A	415	4/4	0.76	0.23	16,16,17,17	10
3	EDO	2-A	415	4/4	0.76	0.23	16,17,17,17	10
3	EDO	3-A	415	4/4	0.76	0.23	16,16,17,17	10
3	EDO	4-A	415	4/4	0.76	0.23	16,17,18,18	10
3	EDO	5-A	415	4/4	0.76	0.23	16,17,17,18	10
3	EDO	6-A	415	4/4	0.76	0.23	16,16,17,18	10
3	EDO	7-A	415	4/4	0.76	0.23	17,17,18,18	10
3	EDO	8-A	415	4/4	0.76	0.23	16,17,18,18	10
3	EDO	9-A	415	4/4	0.76	0.23	16,17,18,18	10
3	EDO	10-A	415	4/4	0.76	0.23	16,17,17,17	10
3	EDO	11-A	415	4/4	0.76	0.23	16,17,17,18	10
3	EDO	12-A	415	4/4	0.76	0.23	16,16,17,17	10
3	EDO	13-A	415	4/4	0.76	0.23	16,17,18,18	10
3	EDO	14-A	415	4/4	0.76	0.23	15,16,17,17	10
3	EDO	15-A	415	4/4	0.76	0.23	16,17,17,18	10
3	EDO	16-A	415	4/4	0.76	0.23	16,17,17,18	10
3	EDO	17-A	415	4/4	0.76	0.23	16,17,18,18	10
3	EDO	18-A	415	4/4	0.76	0.23	16,16,17,17	10
3	EDO	19-A	415	4/4	0.76	0.23	17,17,18,18	10
3	EDO	20-A	415	4/4	0.76	0.23	16,17,17,17	10

Continued on next page...

Continued from previous page...

Mol	Type	Chain	Res	Atoms	RSCC	RSR	B-factors(\AA^2)	Q<0.9
2	SO4	1-A	403	5/5	0.82	0.67	23,25,25,25	5
2	SO4	2-A	403	5/5	0.82	0.67	25,25,25,26	5
2	SO4	3-A	403	5/5	0.82	0.67	27,28,29,29	5
2	SO4	4-A	403	5/5	0.82	0.67	26,26,27,28	5
2	SO4	5-A	403	5/5	0.82	0.67	24,25,25,25	5
2	SO4	6-A	403	5/5	0.82	0.67	25,25,26,27	5
2	SO4	7-A	403	5/5	0.82	0.67	24,25,26,26	5
2	SO4	8-A	403	5/5	0.82	0.67	28,29,30,30	5
2	SO4	9-A	403	5/5	0.82	0.67	23,24,25,25	5
2	SO4	10-A	403	5/5	0.82	0.67	25,26,27,27	5
2	SO4	11-A	403	5/5	0.82	0.67	24,26,26,27	5
2	SO4	12-A	403	5/5	0.82	0.67	25,25,26,26	5
2	SO4	13-A	403	5/5	0.82	0.67	24,24,25,25	5
2	SO4	14-A	403	5/5	0.82	0.67	25,26,26,27	5
2	SO4	15-A	403	5/5	0.82	0.67	26,26,27,28	5
2	SO4	16-A	403	5/5	0.82	0.67	25,25,26,26	5
2	SO4	17-A	403	5/5	0.82	0.67	23,24,25,25	5
2	SO4	18-A	403	5/5	0.82	0.67	25,25,26,27	5
2	SO4	19-A	403	5/5	0.82	0.67	22,23,23,24	5
2	SO4	20-A	403	5/5	0.82	0.67	25,26,27,27	5
3	EDO	1-A	411	4/4	0.88	0.18	14,14,14,14	10
3	EDO	2-A	411	4/4	0.88	0.18	14,14,14,14	10
3	EDO	3-A	411	4/4	0.88	0.18	14,14,14,14	10
3	EDO	4-A	411	4/4	0.88	0.18	14,14,14,14	10
3	EDO	5-A	411	4/4	0.88	0.18	14,14,14,14	10
3	EDO	6-A	411	4/4	0.88	0.18	14,14,14,14	10
3	EDO	7-A	411	4/4	0.88	0.18	14,14,14,14	10
3	EDO	8-A	411	4/4	0.88	0.18	14,14,14,14	10
3	EDO	9-A	411	4/4	0.88	0.18	14,14,14,14	10
3	EDO	10-A	411	4/4	0.88	0.18	14,14,14,14	10
3	EDO	11-A	411	4/4	0.88	0.18	14,14,14,14	10
3	EDO	12-A	411	4/4	0.88	0.18	14,14,14,14	10
3	EDO	13-A	411	4/4	0.88	0.18	14,14,14,14	10
3	EDO	14-A	411	4/4	0.88	0.18	14,14,14,14	10
3	EDO	15-A	411	4/4	0.88	0.18	14,14,14,14	10
3	EDO	16-A	411	4/4	0.88	0.18	14,14,14,14	10
3	EDO	17-A	411	4/4	0.88	0.18	14,14,14,14	10
3	EDO	18-A	411	4/4	0.88	0.18	14,14,14,14	10
3	EDO	19-A	411	4/4	0.88	0.18	14,14,14,14	10
3	EDO	20-A	411	4/4	0.88	0.18	14,14,14,14	10
3	EDO	1-A	407	4/4	0.89	0.26	16,16,17,17	10
3	EDO	2-A	407	4/4	0.89	0.26	16,16,17,17	10

Continued on next page...

Continued from previous page...

Mol	Type	Chain	Res	Atoms	RSCC	RSR	B-factors(\AA^2)	Q<0.9
3	EDO	3-A	407	4/4	0.89	0.26	16,17,17,18	10
3	EDO	4-A	407	4/4	0.89	0.26	16,17,17,18	10
3	EDO	5-A	407	4/4	0.89	0.26	16,16,17,17	10
3	EDO	6-A	407	4/4	0.89	0.26	16,16,17,17	10
3	EDO	7-A	407	4/4	0.89	0.26	15,16,16,17	10
3	EDO	8-A	407	4/4	0.89	0.26	16,17,17,17	10
3	EDO	9-A	407	4/4	0.89	0.26	16,16,17,17	10
3	EDO	10-A	407	4/4	0.89	0.26	16,16,17,17	10
3	EDO	11-A	407	4/4	0.89	0.26	16,17,17,17	10
3	EDO	12-A	407	4/4	0.89	0.26	16,16,17,18	10
3	EDO	13-A	407	4/4	0.89	0.26	16,16,17,17	10
3	EDO	14-A	407	4/4	0.89	0.26	16,16,17,17	10
3	EDO	15-A	407	4/4	0.89	0.26	16,16,17,17	10
3	EDO	16-A	407	4/4	0.89	0.26	16,16,17,17	10
3	EDO	17-A	407	4/4	0.89	0.26	16,16,17,17	10
3	EDO	18-A	407	4/4	0.89	0.26	16,16,17,17	10
3	EDO	19-A	407	4/4	0.89	0.26	16,16,17,17	10
3	EDO	20-A	407	4/4	0.89	0.26	16,17,17,17	10
3	EDO	1-A	412	4/4	0.90	0.22	19,20,20,20	10
3	EDO	2-A	412	4/4	0.90	0.22	19,19,20,21	10
3	EDO	3-A	412	4/4	0.90	0.22	19,20,20,21	10
3	EDO	4-A	412	4/4	0.90	0.22	19,20,21,21	10
3	EDO	5-A	412	4/4	0.90	0.22	19,20,21,21	10
3	EDO	6-A	412	4/4	0.90	0.22	19,20,20,21	10
3	EDO	7-A	412	4/4	0.90	0.22	18,19,20,20	10
3	EDO	8-A	412	4/4	0.90	0.22	19,20,21,21	10
3	EDO	9-A	412	4/4	0.90	0.22	19,19,21,21	10
3	EDO	10-A	412	4/4	0.90	0.22	19,20,20,20	10
3	EDO	11-A	412	4/4	0.90	0.22	20,20,21,21	10
3	EDO	12-A	412	4/4	0.90	0.22	19,20,21,21	10
3	EDO	13-A	412	4/4	0.90	0.22	19,19,21,21	10
3	EDO	14-A	412	4/4	0.90	0.22	19,20,21,21	10
3	EDO	15-A	412	4/4	0.90	0.22	19,20,21,21	10
3	EDO	16-A	412	4/4	0.90	0.22	18,19,20,21	10
3	EDO	17-A	412	4/4	0.90	0.22	19,20,21,21	10
3	EDO	18-A	412	4/4	0.90	0.22	19,20,21,21	10
3	EDO	19-A	412	4/4	0.90	0.22	20,20,21,21	10
3	EDO	20-A	412	4/4	0.90	0.22	20,20,21,21	10
3	EDO	1-A	410	4/4	0.91	0.18	15,15,15,16	10
3	EDO	2-A	410	4/4	0.91	0.18	14,15,15,15	10
3	EDO	3-A	410	4/4	0.91	0.18	14,14,15,15	10
3	EDO	4-A	410	4/4	0.91	0.18	14,14,15,15	10

Continued on next page...

Continued from previous page...

Mol	Type	Chain	Res	Atoms	RSCC	RSR	B-factors(\AA^2)	Q<0.9
3	EDO	5-A	410	4/4	0.91	0.18	14,15,15,15	10
3	EDO	6-A	410	4/4	0.91	0.18	14,15,15,15	10
3	EDO	7-A	410	4/4	0.91	0.18	14,15,15,15	10
3	EDO	8-A	410	4/4	0.91	0.18	14,14,15,15	10
3	EDO	9-A	410	4/4	0.91	0.18	15,15,15,15	10
3	EDO	10-A	410	4/4	0.91	0.18	14,15,15,15	10
3	EDO	11-A	410	4/4	0.91	0.18	14,14,15,15	10
3	EDO	12-A	410	4/4	0.91	0.18	14,14,15,15	10
3	EDO	13-A	410	4/4	0.91	0.18	14,14,15,15	10
3	EDO	14-A	410	4/4	0.91	0.18	14,14,14,14	10
3	EDO	15-A	410	4/4	0.91	0.18	14,15,15,15	10
3	EDO	16-A	410	4/4	0.91	0.18	14,15,15,15	10
3	EDO	17-A	410	4/4	0.91	0.18	14,15,15,15	10
3	EDO	18-A	410	4/4	0.91	0.18	14,15,15,15	10
3	EDO	19-A	410	4/4	0.91	0.18	14,14,15,15	10
3	EDO	20-A	410	4/4	0.91	0.18	14,15,15,15	10
3	EDO	1-A	408	4/4	0.94	0.29	16,16,16,17	10
3	EDO	2-A	408	4/4	0.94	0.29	15,16,16,16	10
3	EDO	3-A	408	4/4	0.94	0.29	16,16,17,17	10
3	EDO	4-A	408	4/4	0.94	0.29	16,17,18,18	10
3	EDO	5-A	408	4/4	0.94	0.29	15,16,16,17	10
3	EDO	6-A	408	4/4	0.94	0.29	16,16,16,16	10
3	EDO	7-A	408	4/4	0.94	0.29	16,16,16,17	10
3	EDO	8-A	408	4/4	0.94	0.29	15,16,16,16	10
3	EDO	9-A	408	4/4	0.94	0.29	15,16,16,17	10
3	EDO	10-A	408	4/4	0.94	0.29	15,16,16,17	10
3	EDO	11-A	408	4/4	0.94	0.29	15,16,16,17	10
3	EDO	12-A	408	4/4	0.94	0.29	15,16,16,17	10
3	EDO	13-A	408	4/4	0.94	0.29	16,16,16,16	10
3	EDO	14-A	408	4/4	0.94	0.29	15,16,16,17	10
3	EDO	15-A	408	4/4	0.94	0.29	15,16,16,16	10
3	EDO	16-A	408	4/4	0.94	0.29	15,16,17,17	10
3	EDO	17-A	408	4/4	0.94	0.29	15,16,17,17	10
3	EDO	18-A	408	4/4	0.94	0.29	15,16,16,16	10
3	EDO	19-A	408	4/4	0.94	0.29	15,16,17,17	10
3	EDO	20-A	408	4/4	0.94	0.29	16,16,16,16	10
2	SO4	1-A	404	5/5	0.95	0.11	18,18,18,19	5
2	SO4	2-A	404	5/5	0.95	0.11	18,19,20,20	5
2	SO4	3-A	404	5/5	0.95	0.11	18,19,19,19	5
2	SO4	4-A	404	5/5	0.95	0.11	20,20,21,21	5
2	SO4	5-A	404	5/5	0.95	0.11	17,17,18,18	5
2	SO4	6-A	404	5/5	0.95	0.11	20,20,21,21	5

Continued on next page...

Continued from previous page...

Mol	Type	Chain	Res	Atoms	RSCC	RSR	B-factors(\AA^2)	Q<0.9
2	SO4	7-A	404	5/5	0.95	0.11	18,19,19,19	5
2	SO4	8-A	404	5/5	0.95	0.11	20,20,20,21	5
2	SO4	9-A	404	5/5	0.95	0.11	18,18,19,19	5
2	SO4	10-A	404	5/5	0.95	0.11	19,19,20,20	5
2	SO4	11-A	404	5/5	0.95	0.11	17,18,18,19	5
2	SO4	12-A	404	5/5	0.95	0.11	18,19,20,20	5
2	SO4	13-A	404	5/5	0.95	0.11	18,18,19,19	5
2	SO4	14-A	404	5/5	0.95	0.11	18,18,19,19	5
2	SO4	15-A	404	5/5	0.95	0.11	17,17,18,18	5
2	SO4	16-A	404	5/5	0.95	0.11	19,19,19,20	5
2	SO4	17-A	404	5/5	0.95	0.11	18,19,19,19	5
2	SO4	18-A	404	5/5	0.95	0.11	21,22,22,22	5
2	SO4	19-A	404	5/5	0.95	0.11	21,22,22,23	5
2	SO4	20-A	404	5/5	0.95	0.11	18,19,19,19	5
3	EDO	1-A	414	4/4	0.95	0.19	14,14,14,14	10
3	EDO	2-A	414	4/4	0.95	0.19	14,14,14,14	10
3	EDO	3-A	414	4/4	0.95	0.19	14,14,14,14	10
3	EDO	4-A	414	4/4	0.95	0.19	13,14,14,14	10
3	EDO	5-A	414	4/4	0.95	0.19	14,14,14,14	10
3	EDO	6-A	414	4/4	0.95	0.19	14,14,14,14	10
3	EDO	7-A	414	4/4	0.95	0.19	14,14,14,14	10
3	EDO	8-A	414	4/4	0.95	0.19	13,14,14,14	10
3	EDO	9-A	414	4/4	0.95	0.19	14,14,14,14	10
3	EDO	10-A	414	4/4	0.95	0.19	14,14,14,14	10
3	EDO	11-A	414	4/4	0.95	0.19	14,14,14,14	10
3	EDO	12-A	414	4/4	0.95	0.19	13,14,14,14	10
3	EDO	13-A	414	4/4	0.95	0.19	14,14,14,14	10
3	EDO	14-A	414	4/4	0.95	0.19	14,14,14,14	10
3	EDO	15-A	414	4/4	0.95	0.19	13,14,14,14	10
3	EDO	16-A	414	4/4	0.95	0.19	14,14,14,14	10
3	EDO	17-A	414	4/4	0.95	0.19	14,14,14,14	10
3	EDO	18-A	414	4/4	0.95	0.19	14,14,14,14	10
3	EDO	19-A	414	4/4	0.95	0.19	13,14,14,14	10
3	EDO	20-A	414	4/4	0.95	0.19	14,14,14,14	10
3	EDO	1-A	405	4/4	0.96	0.08	17,17,18,18	10
3	EDO	2-A	405	4/4	0.96	0.08	17,17,17,18	10
3	EDO	3-A	405	4/4	0.96	0.08	17,17,18,18	10
3	EDO	4-A	405	4/4	0.96	0.08	17,17,18,18	10
3	EDO	5-A	405	4/4	0.96	0.08	17,17,18,18	10
3	EDO	6-A	405	4/4	0.96	0.08	17,17,18,18	10
3	EDO	7-A	405	4/4	0.96	0.08	17,17,18,18	10
3	EDO	8-A	405	4/4	0.96	0.08	17,17,18,18	10

Continued on next page...

Continued from previous page...

Mol	Type	Chain	Res	Atoms	RSCC	RSR	B-factors(\AA^2)	Q<0.9
3	EDO	9-A	405	4/4	0.96	0.08	17,17,18,18	10
3	EDO	10-A	405	4/4	0.96	0.08	16,17,18,18	10
3	EDO	11-A	405	4/4	0.96	0.08	16,17,18,18	10
3	EDO	12-A	405	4/4	0.96	0.08	17,17,18,18	10
3	EDO	13-A	405	4/4	0.96	0.08	17,17,18,18	10
3	EDO	14-A	405	4/4	0.96	0.08	17,17,18,18	10
3	EDO	15-A	405	4/4	0.96	0.08	17,17,18,18	10
3	EDO	16-A	405	4/4	0.96	0.08	17,17,18,18	10
3	EDO	17-A	405	4/4	0.96	0.08	17,17,18,18	10
3	EDO	18-A	405	4/4	0.96	0.08	17,17,18,18	10
3	EDO	19-A	405	4/4	0.96	0.08	17,18,18,18	10
3	EDO	20-A	405	4/4	0.96	0.08	17,17,18,18	10
3	EDO	1-A	406	4/4	0.96	0.15	13,13,14,14	10
3	EDO	2-A	406	4/4	0.96	0.15	13,14,14,14	10
3	EDO	3-A	406	4/4	0.96	0.15	13,14,14,14	10
3	EDO	4-A	406	4/4	0.96	0.15	13,14,14,14	10
3	EDO	5-A	406	4/4	0.96	0.15	13,14,14,14	10
3	EDO	6-A	406	4/4	0.96	0.15	13,13,14,14	10
3	EDO	7-A	406	4/4	0.96	0.15	13,14,14,14	10
3	EDO	8-A	406	4/4	0.96	0.15	14,14,14,14	10
3	EDO	9-A	406	4/4	0.96	0.15	13,14,14,14	10
3	EDO	10-A	406	4/4	0.96	0.15	13,14,14,14	10
3	EDO	11-A	406	4/4	0.96	0.15	13,14,14,14	10
3	EDO	12-A	406	4/4	0.96	0.15	13,14,14,14	10
3	EDO	13-A	406	4/4	0.96	0.15	13,14,14,14	10
3	EDO	14-A	406	4/4	0.96	0.15	14,14,14,14	10
3	EDO	15-A	406	4/4	0.96	0.15	13,13,14,14	10
3	EDO	16-A	406	4/4	0.96	0.15	14,14,14,14	10
3	EDO	17-A	406	4/4	0.96	0.15	13,13,14,14	10
3	EDO	18-A	406	4/4	0.96	0.15	13,14,14,14	10
3	EDO	19-A	406	4/4	0.96	0.15	13,13,13,13	10
3	EDO	20-A	406	4/4	0.96	0.15	14,14,14,14	10
3	EDO	1-A	413	4/4	0.97	0.12	18,19,20,20	10
3	EDO	2-A	413	4/4	0.97	0.12	18,19,20,20	10
3	EDO	3-A	413	4/4	0.97	0.12	18,19,20,20	10
3	EDO	4-A	413	4/4	0.97	0.12	17,18,19,19	10
3	EDO	5-A	413	4/4	0.97	0.12	18,19,19,20	10
3	EDO	6-A	413	4/4	0.97	0.12	17,18,19,19	10
3	EDO	7-A	413	4/4	0.97	0.12	17,18,19,19	10
3	EDO	8-A	413	4/4	0.97	0.12	17,18,19,19	10
3	EDO	9-A	413	4/4	0.97	0.12	17,18,19,19	10
3	EDO	10-A	413	4/4	0.97	0.12	18,19,19,20	10

Continued on next page...

Continued from previous page...

Mol	Type	Chain	Res	Atoms	RSCC	RSR	B-factors(\AA^2)	Q<0.9
3	EDO	11-A	413	4/4	0.97	0.12	18,18,19,19	10
3	EDO	12-A	413	4/4	0.97	0.12	17,18,18,18	10
3	EDO	13-A	413	4/4	0.97	0.12	18,18,19,20	10
3	EDO	14-A	413	4/4	0.97	0.12	17,18,19,19	10
3	EDO	15-A	413	4/4	0.97	0.12	17,18,19,19	10
3	EDO	16-A	413	4/4	0.97	0.12	18,19,20,20	10
3	EDO	17-A	413	4/4	0.97	0.12	17,18,19,19	10
3	EDO	18-A	413	4/4	0.97	0.12	17,18,18,19	10
3	EDO	19-A	413	4/4	0.97	0.12	17,18,19,19	10
3	EDO	20-A	413	4/4	0.97	0.12	17,17,18,18	10
2	SO4	1-A	401	5/5	0.97	0.09	25,25,26,26	5
2	SO4	2-A	401	5/5	0.97	0.09	23,23,24,24	5
2	SO4	3-A	401	5/5	0.97	0.09	23,23,23,24	5
2	SO4	4-A	401	5/5	0.97	0.09	23,24,24,25	5
2	SO4	5-A	401	5/5	0.97	0.09	23,23,23,24	5
2	SO4	6-A	401	5/5	0.97	0.09	22,23,24,24	5
2	SO4	7-A	401	5/5	0.97	0.09	23,23,23,24	5
2	SO4	8-A	401	5/5	0.97	0.09	22,23,24,24	5
2	SO4	9-A	401	5/5	0.97	0.09	23,24,24,25	5
2	SO4	10-A	401	5/5	0.97	0.09	23,24,24,25	5
2	SO4	11-A	401	5/5	0.97	0.09	22,23,24,24	5
2	SO4	12-A	401	5/5	0.97	0.09	21,22,23,23	5
2	SO4	13-A	401	5/5	0.97	0.09	23,24,24,25	5
2	SO4	14-A	401	5/5	0.97	0.09	23,23,24,24	5
2	SO4	15-A	401	5/5	0.97	0.09	23,23,24,24	5
2	SO4	16-A	401	5/5	0.97	0.09	22,22,23,24	5
2	SO4	17-A	401	5/5	0.97	0.09	23,23,23,24	5
2	SO4	18-A	401	5/5	0.97	0.09	23,23,24,25	5
2	SO4	19-A	401	5/5	0.97	0.09	23,23,24,25	5
2	SO4	20-A	401	5/5	0.97	0.09	23,23,24,24	5
3	EDO	1-A	409	4/4	0.98	0.10	18,19,20,20	10
3	EDO	2-A	409	4/4	0.98	0.10	18,19,19,19	10
3	EDO	3-A	409	4/4	0.98	0.10	18,19,20,20	10
3	EDO	4-A	409	4/4	0.98	0.10	18,18,19,19	10
3	EDO	5-A	409	4/4	0.98	0.10	17,18,19,20	10
3	EDO	6-A	409	4/4	0.98	0.10	18,19,19,20	10
3	EDO	7-A	409	4/4	0.98	0.10	18,19,20,20	10
3	EDO	8-A	409	4/4	0.98	0.10	18,19,19,19	10
3	EDO	9-A	409	4/4	0.98	0.10	18,19,20,20	10
3	EDO	10-A	409	4/4	0.98	0.10	18,19,19,20	10
3	EDO	11-A	409	4/4	0.98	0.10	18,19,20,20	10
3	EDO	12-A	409	4/4	0.98	0.10	18,19,19,19	10

Continued on next page...

Continued from previous page...

Mol	Type	Chain	Res	Atoms	RSCC	RSR	B-factors(\AA^2)	Q<0.9
3	EDO	13-A	409	4/4	0.98	0.10	18,18,19,19	10
3	EDO	14-A	409	4/4	0.98	0.10	18,18,19,19	10
3	EDO	15-A	409	4/4	0.98	0.10	18,19,19,19	10
3	EDO	16-A	409	4/4	0.98	0.10	18,19,19,19	10
3	EDO	17-A	409	4/4	0.98	0.10	18,19,20,20	10
3	EDO	18-A	409	4/4	0.98	0.10	18,18,19,19	10
3	EDO	19-A	409	4/4	0.98	0.10	18,19,20,20	10
3	EDO	20-A	409	4/4	0.98	0.10	18,18,19,20	10

6.5 Other polymers [i](#)

There are no such residues in this entry.