



Full wwPDB X-ray Structure Validation Report ⓘ

Sep 12, 2023 – 03:43 AM EDT

PDB ID : 4LQI
Title : Yeast 20S Proteasome in complex with Vibralactone
Authors : List, A.; Zeiler, E.; Gallastegui, N.; Rusch, M.; Hedberg, C.; Sieber, S.A.; Groll, M.
Deposited on : 2013-07-18
Resolution : 2.70 Å(reported)

This is a Full wwPDB X-ray Structure Validation Report for a publicly released PDB entry.

We welcome your comments at validation@mail.wwpdb.org

A user guide is available at

<https://www.wwpdb.org/validation/2017/XrayValidationReportHelp>

with specific help available everywhere you see the ⓘ symbol.

The types of validation reports are described at

<http://www.wwpdb.org/validation/2017/FAQs#types>.

The following versions of software and data (see [references ⓘ](#)) were used in the production of this report:

MolProbity : 4.02b-467
Mogul : 1.8.5 (274361), CSD as541be (2020)
Xtriage (Phenix) : 1.13
EDS : 2.35.1
Percentile statistics : 20191225.v01 (using entries in the PDB archive December 25th 2019)
Refmac : 5.8.0158
CCP4 : 7.0.044 (Gargrove)
Ideal geometry (proteins) : Engh & Huber (2001)
Ideal geometry (DNA, RNA) : Parkinson et al. (1996)
Validation Pipeline (wwPDB-VP) : 2.35.1

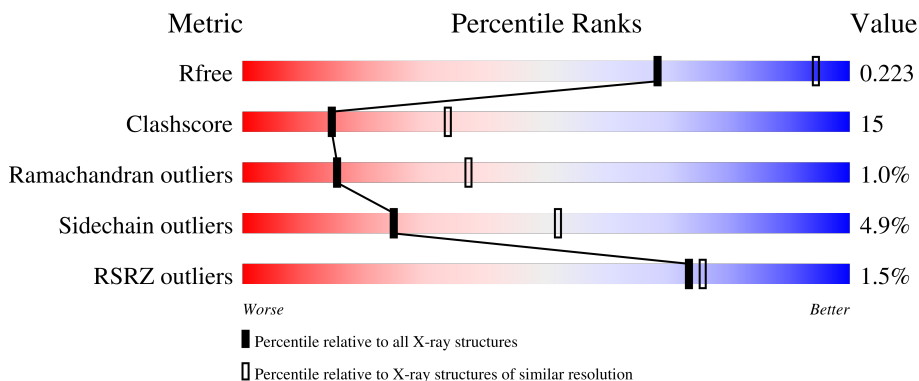
1 Overall quality at a glance i

The following experimental techniques were used to determine the structure:

X-RAY DIFFRACTION

The reported resolution of this entry is 2.70 Å.

Percentile scores (ranging between 0-100) for global validation metrics of the entry are shown in the following graphic. The table shows the number of entries on which the scores are based.



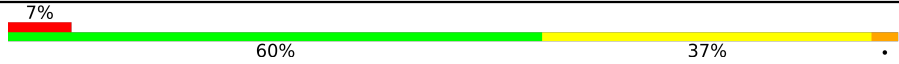

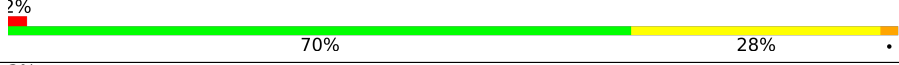



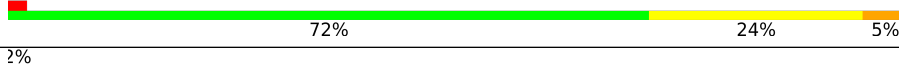

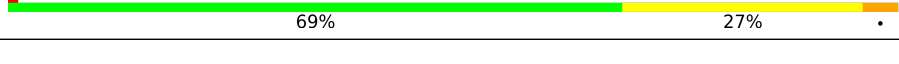




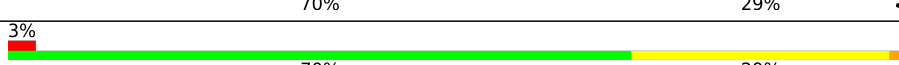

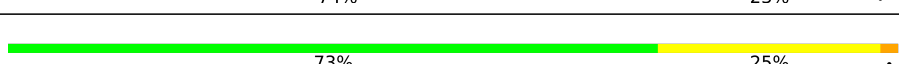
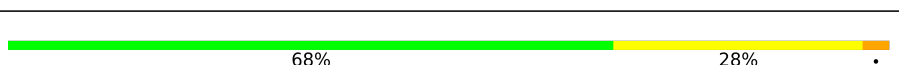
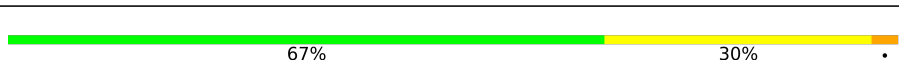
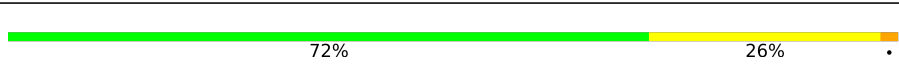
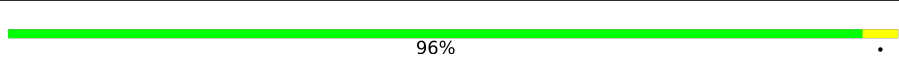

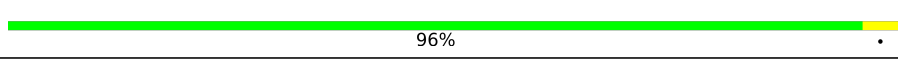

Metric	Whole archive (#Entries)	Similar resolution (#Entries, resolution range(Å))
R_{free}	130704	2808 (2.70-2.70)
Clashscore	141614	3122 (2.70-2.70)
Ramachandran outliers	138981	3069 (2.70-2.70)
Sidechain outliers	138945	3069 (2.70-2.70)
RSRZ outliers	127900	2737 (2.70-2.70)

The table below summarises the geometric issues observed across the polymeric chains and their fit to the electron density. The red, orange, yellow and green segments of the lower bar indicate the fraction of residues that contain outliers for ≥ 3 , 2, 1 and 0 types of geometric quality criteria respectively. A grey segment represents the fraction of residues that are not modelled. The numeric value for each fraction is indicated below the corresponding segment, with a dot representing fractions $\leq 5\%$. The upper red bar (where present) indicates the fraction of residues that have poor fit to the electron density. The numeric value is given above the bar.

Mol	Chain	Length	Quality of chain
1	A	250	
1	O	250	
2	B	244	
2	P	244	
3	C	241	

Continued on next page...

Continued from previous page...

Mol	Chain	Length	Quality of chain
3	Q	241	 7% 60% 37% 6%
4	D	242	 3% 70% 28% 5%
4	R	242	 2% 70% 28% 5%
5	E	233	 3% 60% 34% 6%
5	S	233	 3% 61% 35% 5%
6	F	244	 2% 70% 25% 5%
6	T	244	 2% 72% 24% 5%
7	G	243	 2% 71% 25% 5%
7	U	243	 1% 69% 27% 5%
8	H	222	 0% 77% 22% 5%
8	V	222	 1% 74% 24% 5%
9	I	204	 0% 80% 19% 5%
9	W	204	 0% 76% 22% 5%
10	J	198	 2% 70% 29% 5%
10	X	198	 3% 70% 29% 5%
11	K	212	 0% 74% 23% 5%
11	Y	212	 0% 73% 25% 5%
12	L	222	 0% 68% 28% 5%
12	Z	222	 0% 67% 30% 5%
13	M	233	 0% 72% 26% 5%
13	a	233	 0% 96% 4% 5%
14	N	196	 0% 77% 21% 5%
14	b	196	 0% 96% 4% 5%

2 Entry composition

There are 16 unique types of molecules in this entry. The entry contains 50942 atoms, of which 0 are hydrogens and 0 are deuteriums.

In the tables below, the ZeroOcc column contains the number of atoms modelled with zero occupancy, the AltConf column contains the number of residues with at least one atom in alternate conformation and the Trace column contains the number of residues modelled with at most 2 atoms.

- Molecule 1 is a protein called Proteasome subunit alpha type-2.

Mol	Chain	Residues	Atoms					ZeroOcc	AltConf	Trace
			Total	C	N	O	S			
1	A	250	Total	C	N	O	S	0	0	0
			1915	1219	315	377	4			
1	O	250	Total	C	N	O	S	0	0	0
			1915	1219	315	377	4			

- Molecule 2 is a protein called Proteasome subunit alpha type-3.

Mol	Chain	Residues	Atoms					ZeroOcc	AltConf	Trace
			Total	C	N	O	S			
2	B	244	Total	C	N	O	S	0	0	0
			1905	1201	321	380	3			
2	P	244	Total	C	N	O	S	0	0	0
			1905	1201	321	380	3			

- Molecule 3 is a protein called Proteasome subunit alpha type-4.

Mol	Chain	Residues	Atoms					ZeroOcc	AltConf	Trace
			Total	C	N	O	S			
3	C	241	Total	C	N	O	S	0	0	0
			1891	1181	331	375	4			
3	Q	241	Total	C	N	O	S	0	0	0
			1891	1181	331	375	4			

- Molecule 4 is a protein called Proteasome subunit alpha type-5.

Mol	Chain	Residues	Atoms					ZeroOcc	AltConf	Trace
			Total	C	N	O	S			
4	D	242	Total	C	N	O	S	0	0	0
			1862	1162	314	379	7			
4	R	242	Total	C	N	O	S	0	0	0
			1862	1162	314	379	7			

- Molecule 5 is a protein called Proteasome subunit alpha type-6.

Mol	Chain	Residues	Atoms					ZeroOcc	AltConf	Trace
			Total	C	N	O	S			
5	E	233	Total 1795	C 1129	N 312	O 350	S 4	0	0	0
5	S	233	Total 1795	C 1129	N 312	O 350	S 4	0	0	0

- Molecule 6 is a protein called Proteasome subunit alpha type-7.

Mol	Chain	Residues	Atoms					ZeroOcc	AltConf	Trace
			Total	C	N	O	S			
6	F	244	Total 1897	C 1205	N 330	O 358	S 4	0	0	0
6	T	244	Total 1897	C 1205	N 330	O 358	S 4	0	0	0

- Molecule 7 is a protein called Proteasome subunit alpha type-1.

Mol	Chain	Residues	Atoms					ZeroOcc	AltConf	Trace
			Total	C	N	O	S			
7	G	243	Total 1921	C 1221	N 322	O 370	S 8	0	0	0
7	U	243	Total 1921	C 1221	N 322	O 370	S 8	0	0	0

- Molecule 8 is a protein called Proteasome subunit beta type-2.

Mol	Chain	Residues	Atoms					ZeroOcc	AltConf	Trace
			Total	C	N	O	S			
8	H	222	Total 1685	C 1061	N 293	O 324	S 7	0	0	0
8	V	222	Total 1685	C 1061	N 293	O 324	S 7	0	0	0

- Molecule 9 is a protein called Proteasome subunit beta type-3.

Mol	Chain	Residues	Atoms					ZeroOcc	AltConf	Trace
			Total	C	N	O	S			
9	I	204	Total 1581	C 1010	N 258	O 305	S 8	0	0	0
9	W	204	Total 1581	C 1010	N 258	O 305	S 8	0	0	0

- Molecule 10 is a protein called Proteasome subunit beta type-4.

Mol	Chain	Residues	Atoms					ZeroOcc	AltConf	Trace
			Total	C	N	O	S			
10	J	198	Total 1585	C 1005	N 269	O 305	S 6	0	0	0

Continued on next page...

Continued from previous page...

Mol	Chain	Residues	Atoms					ZeroOcc	AltConf	Trace
10	X	198	Total	C	N	O	S	0	0	0
			1585	1005	269	305	6			

- Molecule 11 is a protein called Proteasome subunit beta type-5.

Mol	Chain	Residues	Atoms					ZeroOcc	AltConf	Trace
11	K	212	Total	C	N	O	S	0	0	0
			1644	1045	280	312	7			
11	Y	212	Total	C	N	O	S	0	0	0
			1644	1045	280	312	7			

- Molecule 12 is a protein called Proteasome subunit beta type-6.

Mol	Chain	Residues	Atoms					ZeroOcc	AltConf	Trace
12	L	222	Total	C	N	O	S	0	0	0
			1757	1115	303	335	4			
12	Z	222	Total	C	N	O	S	0	0	0
			1757	1115	303	335	4			

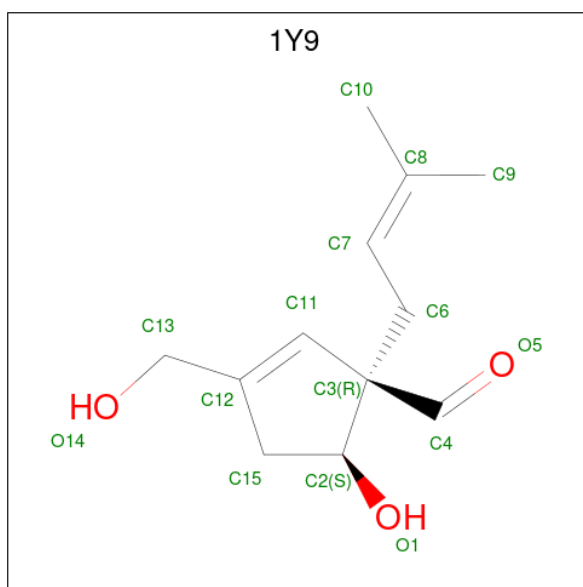
- Molecule 13 is a protein called Proteasome subunit beta type-7.

Mol	Chain	Residues	Atoms					ZeroOcc	AltConf	Trace
13	M	233	Total	C	N	O	S	0	0	0
			1824	1154	312	351	7			
13	a	233	Total	C	N	O	S	0	0	0
			1824	1154	312	351	7			

- Molecule 14 is a protein called Proteasome subunit beta type-1.

Mol	Chain	Residues	Atoms					ZeroOcc	AltConf	Trace
14	N	196	Total	C	N	O	S	0	0	0
			1512	955	250	300	7			
14	b	196	Total	C	N	O	S	0	0	0
			1512	955	250	300	7			

- Molecule 15 is vibrallactone, bound form (three-letter code: 1Y9) (formula: C₁₂H₁₈O₃).



Mol	Chain	Residues	Atoms		ZeroOcc	AltConf
15	K	1	Total	C O	0	0
			15	12 3		
15	N	1	Total	C O	0	0
			15	12 3		
15	Y	1	Total	C O	0	0
			15	12 3		
15	b	1	Total	C O	0	0
			15	12 3		

- Molecule 16 is water.

Mol	Chain	Residues	Atoms		ZeroOcc	AltConf
16	A	56	Total	O	0	0
			56	56		
16	B	36	Total	O	0	0
			36	36		
16	C	42	Total	O	0	0
			42	42		
16	D	38	Total	O	0	0
			38	38		
16	E	23	Total	O	0	0
			23	23		
16	F	49	Total	O	0	0
			49	49		
16	G	61	Total	O	0	0
			61	61		
16	H	49	Total	O	0	0
			49	49		

Continued on next page...

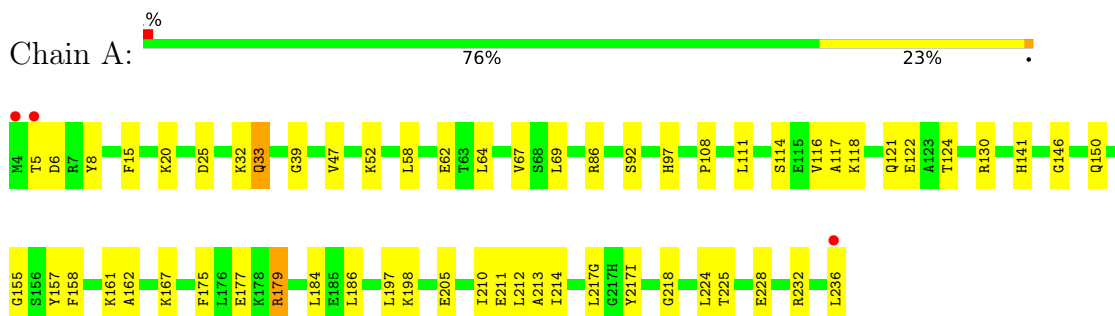
Continued from previous page...

Mol	Chain	Residues	Atoms	ZeroOcc	AltConf
16	I	70	Total O 70 70	0	0
16	J	53	Total O 53 53	0	0
16	K	46	Total O 46 46	0	0
16	L	56	Total O 56 56	0	0
16	M	73	Total O 73 73	0	0
16	N	57	Total O 57 57	0	0
16	O	31	Total O 31 31	0	0
16	P	28	Total O 28 28	0	0
16	Q	28	Total O 28 28	0	0
16	R	31	Total O 31 31	0	0
16	S	20	Total O 20 20	0	0
16	T	38	Total O 38 38	0	0
16	U	62	Total O 62 62	0	0
16	V	46	Total O 46 46	0	0
16	W	61	Total O 61 61	0	0
16	X	52	Total O 52 52	0	0
16	Y	46	Total O 46 46	0	0
16	Z	52	Total O 52 52	0	0
16	a	75	Total O 75 75	0	0
16	b	55	Total O 55 55	0	0

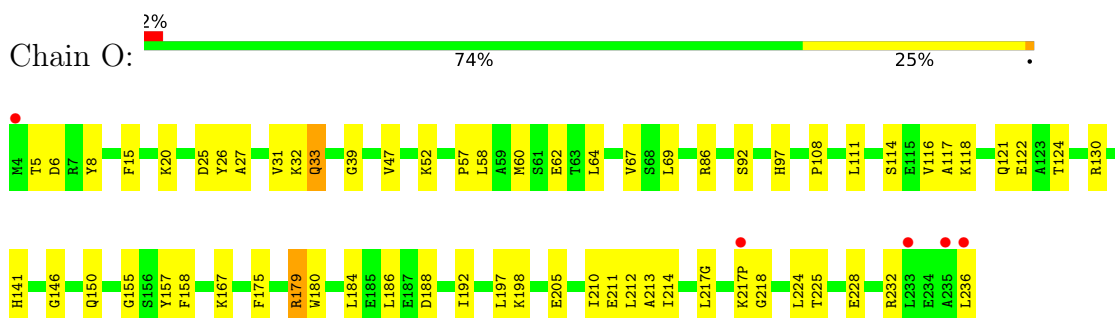
3 Residue-property plots [i](#)

These plots are drawn for all protein, RNA, DNA and oligosaccharide chains in the entry. The first graphic for a chain summarises the proportions of the various outlier classes displayed in the second graphic. The second graphic shows the sequence view annotated by issues in geometry and electron density. Residues are color-coded according to the number of geometric quality criteria for which they contain at least one outlier: green = 0, yellow = 1, orange = 2 and red = 3 or more. A red dot above a residue indicates a poor fit to the electron density ($RSRZ > 2$). Stretches of 2 or more consecutive residues without any outlier are shown as a green connector. Residues present in the sample, but not in the model, are shown in grey.

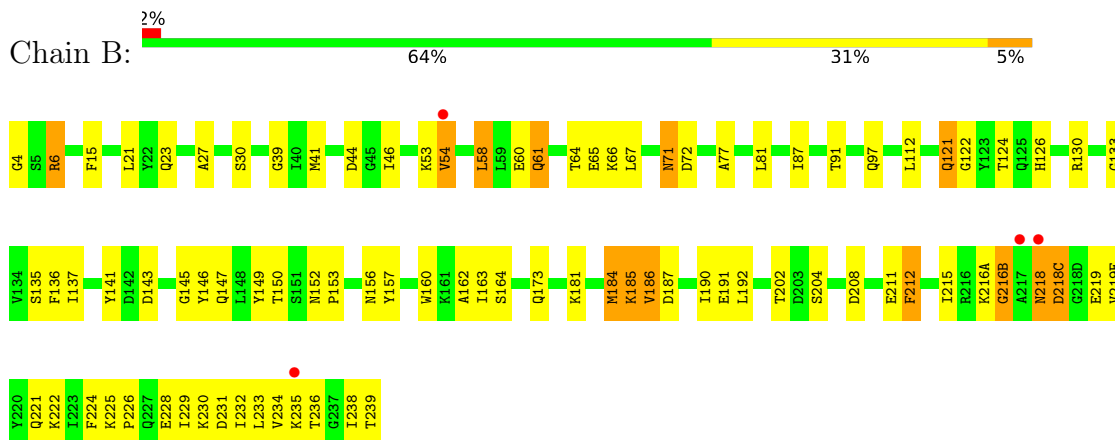
- Molecule 1: Proteasome subunit alpha type-2



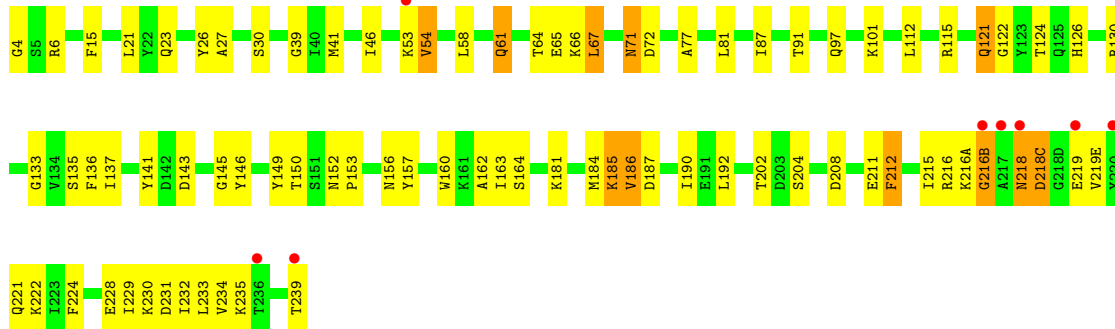
- Molecule 1: Proteasome subunit alpha type-2



- Molecule 2: Proteasome subunit alpha type-3



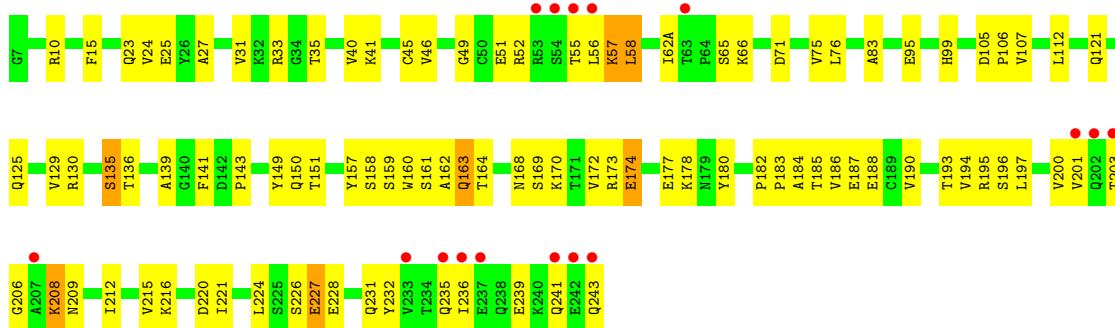
- Molecule 2: Proteasome subunit alpha type-3



● Molecule 3: Proteasome subunit alpha type-4

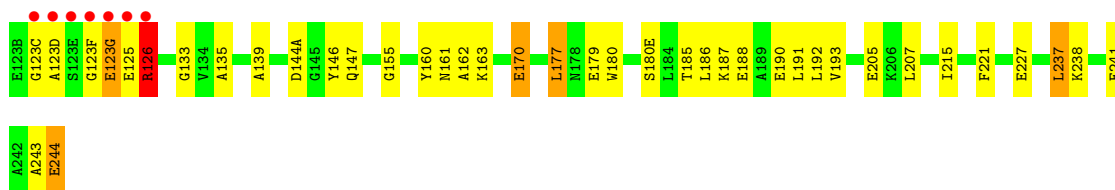


● Molecule 3: Proteasome subunit alpha type-4

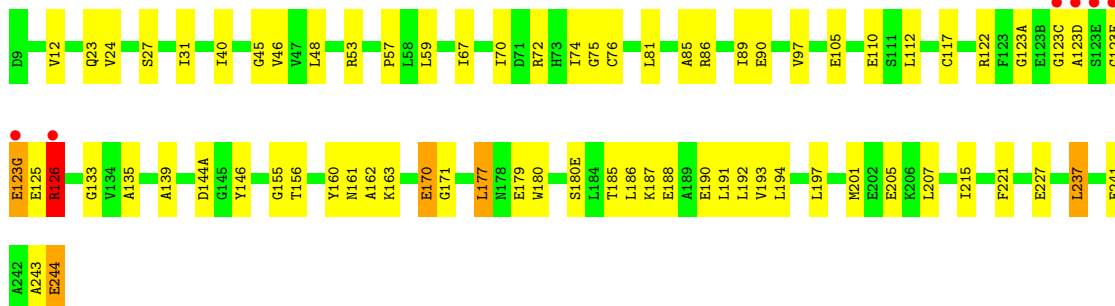


● Molecule 4: Proteasome subunit alpha type-5

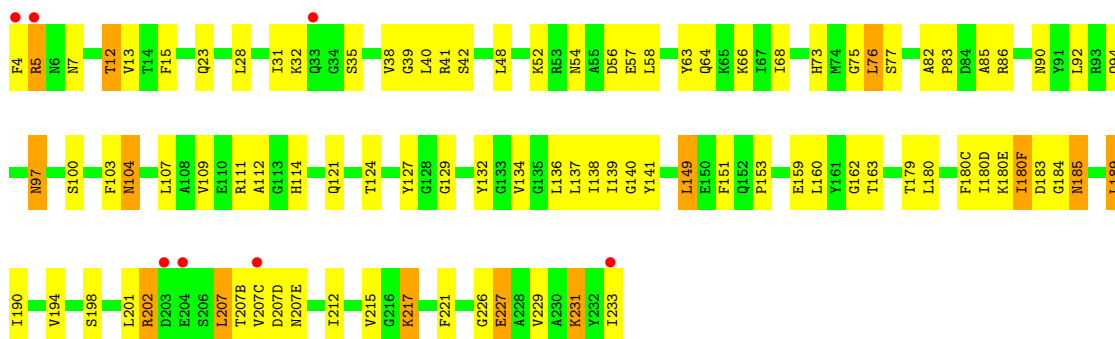




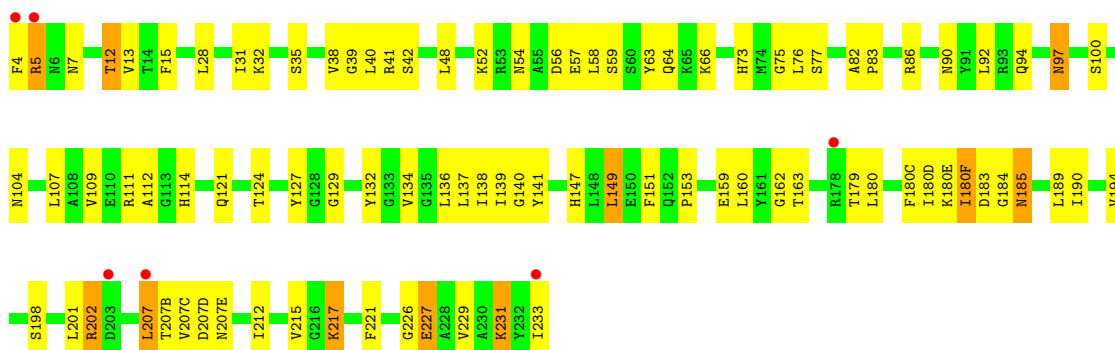
- Molecule 4: Proteasome subunit alpha type-5



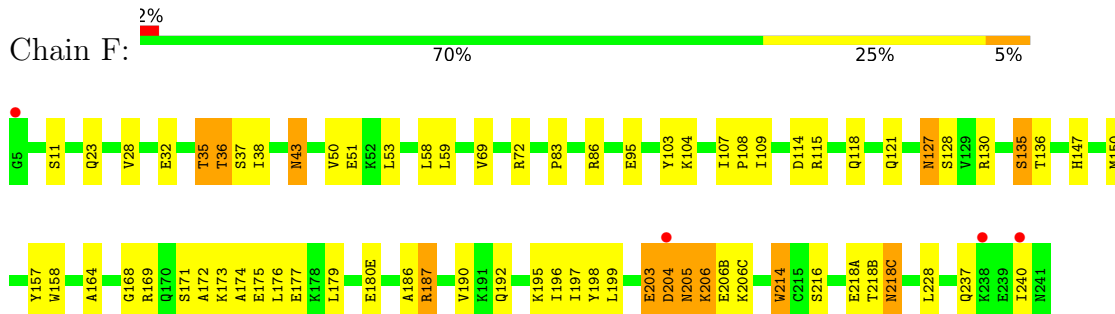
- Molecule 5: Proteasome subunit alpha type-6



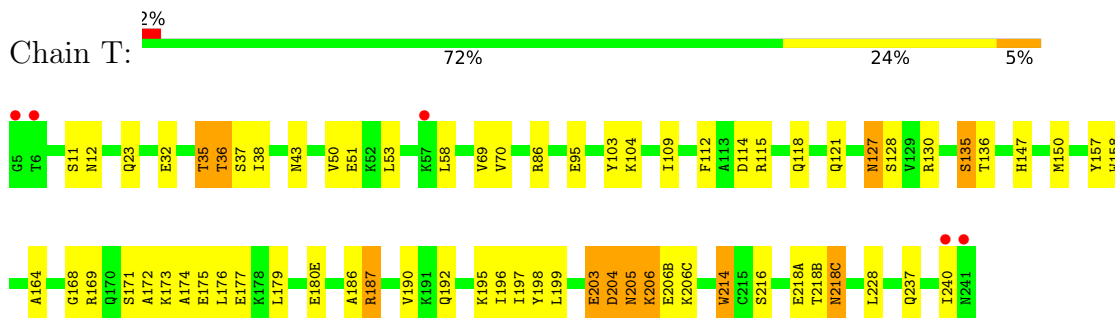
- Molecule 5: Proteasome subunit alpha type-6



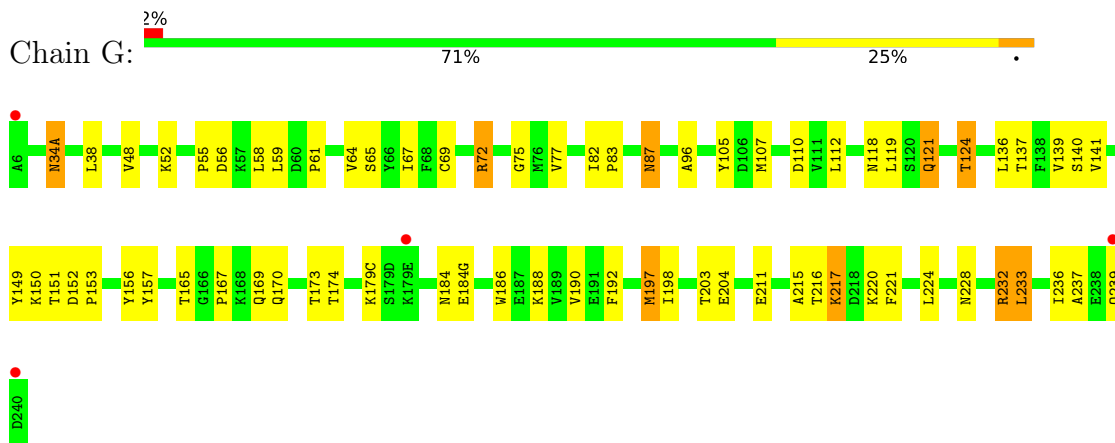
- Molecule 6: Proteasome subunit alpha type-7



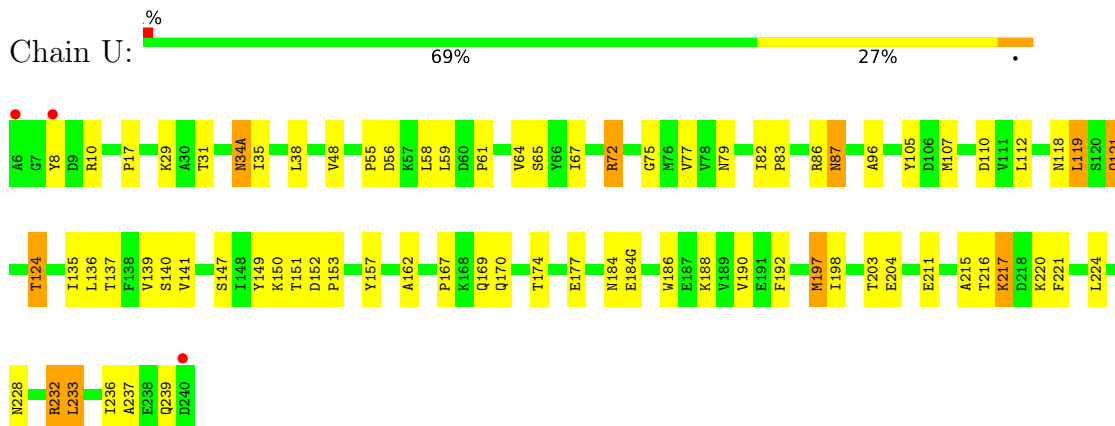
- Molecule 6: Proteasome subunit alpha type-7



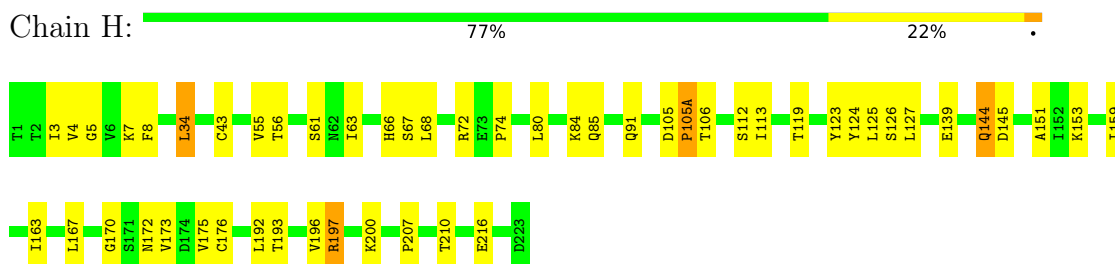
- Molecule 7: Proteasome subunit alpha type-1



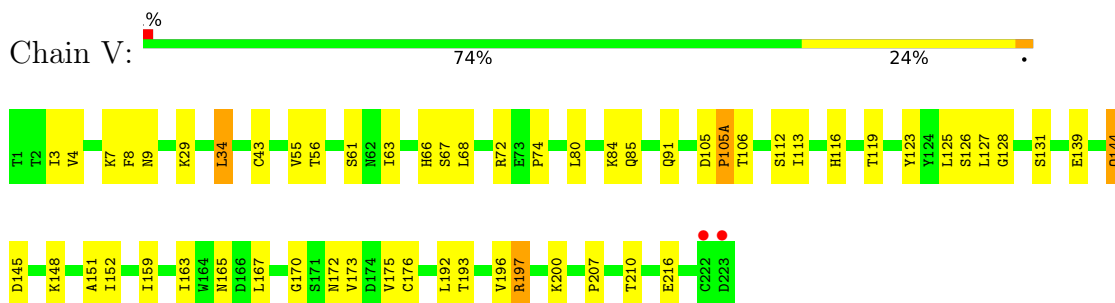
- Molecule 7: Proteasome subunit alpha type-1



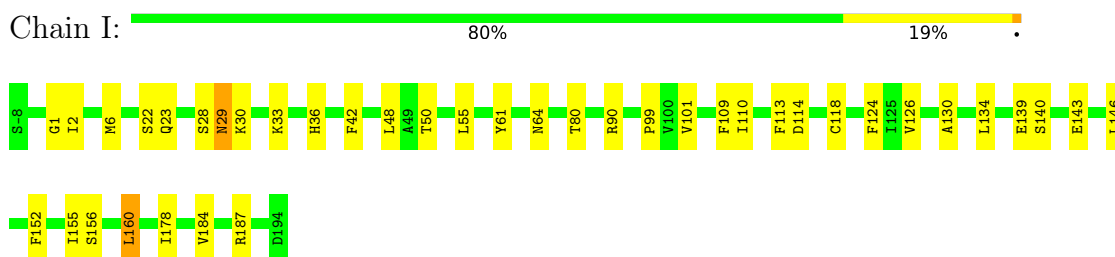
- Molecule 8: Proteasome subunit beta type-2



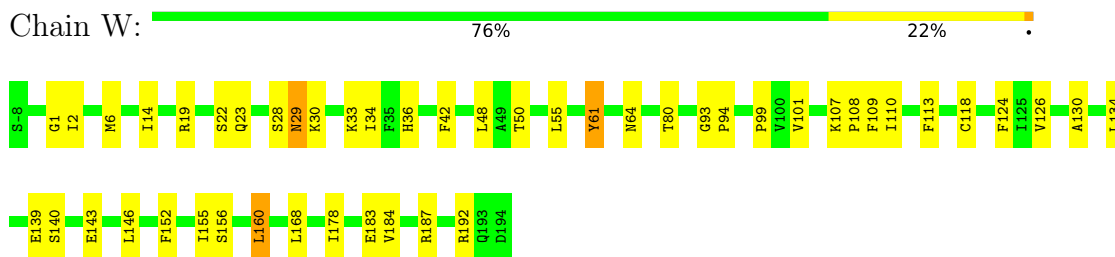
- Molecule 8: Proteasome subunit beta type-2



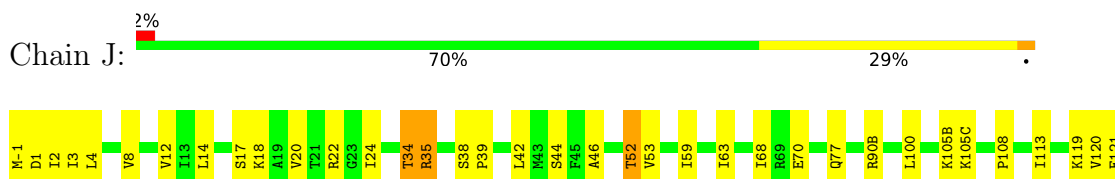
- Molecule 9: Proteasome subunit beta type-3



- Molecule 9: Proteasome subunit beta type-3

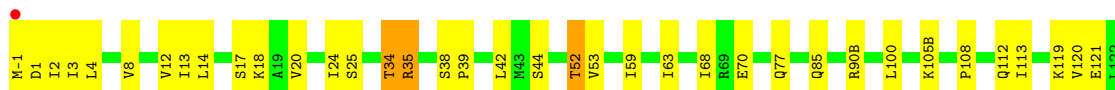


- Molecule 10: Proteasome subunit beta type-4





- Molecule 10: Proteasome subunit beta type-4



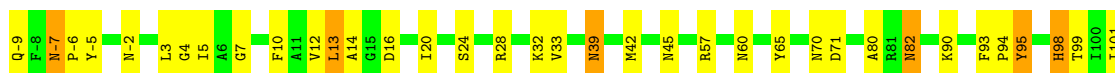
- Molecule 11: Proteasome subunit beta type-5



- Molecule 11: Proteasome subunit beta type-5

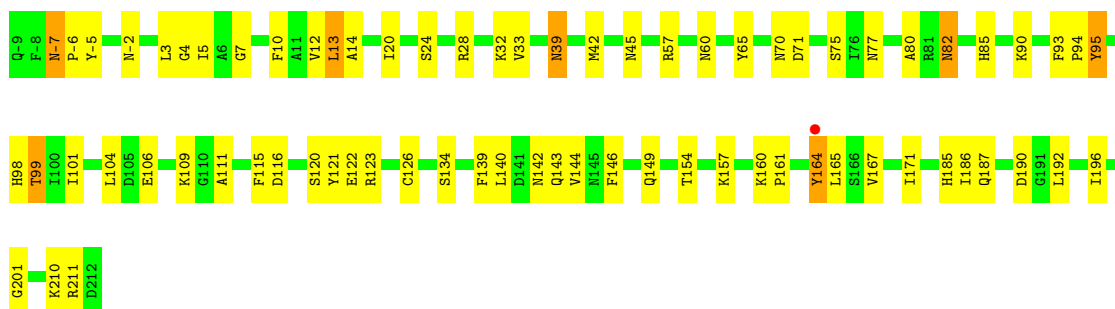


- Molecule 12: Proteasome subunit beta type-6



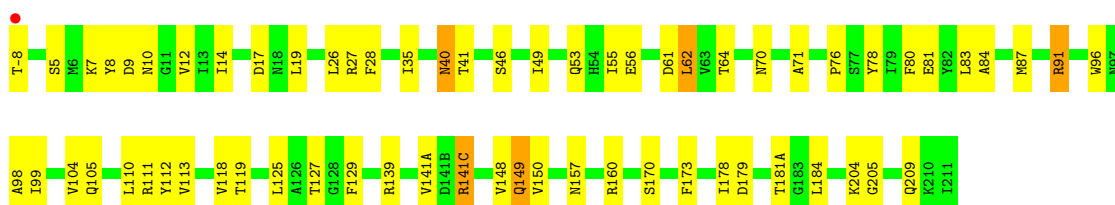
- Molecule 12: Proteasome subunit beta type-6





- Molecule 13: Proteasome subunit beta type-7

Chain M: 72% 26%



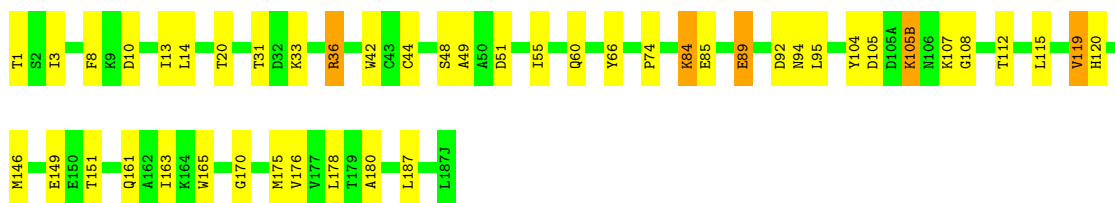
- Molecule 13: Proteasome subunit beta type-7

Chain a: 96%



- Molecule 14: Proteasome subunit beta type-1

Chain N: 77% 21%



- Molecule 14: Proteasome subunit beta type-1

Chain b: 96%



4 Data and refinement statistics

Property	Value	Source
Space group	P 1 21 1	Depositor
Cell constants a, b, c, α , β , γ	135.86Å 299.40Å 144.99Å 90.00° 113.07° 90.00°	Depositor
Resolution (Å)	14.99 – 2.70 48.95 – 2.70	Depositor EDS
% Data completeness (in resolution range)	99.4 (14.99-2.70) 99.5 (48.95-2.70)	Depositor EDS
R_{merge}	0.11	Depositor
R_{sym}	(Not available)	Depositor
$\langle I/\sigma(I) \rangle$ ¹	1.97 (at 2.69Å)	Xtrriage
Refinement program	CNS 1.2	Depositor
R, R_{free}	0.202 , 0.227 0.200 , 0.223	Depositor DCC
R_{free} test set	14347 reflections (4.96%)	wwPDB-VP
Wilson B-factor (Å ²)	53.8	Xtrriage
Anisotropy	0.619	Xtrriage
Bulk solvent k_{sol} (e/Å ³), B_{sol} (Å ²)	0.30 , 49.1	EDS
L-test for twinning ²	$\langle L \rangle = 0.47$, $\langle L^2 \rangle = 0.30$	Xtrriage
Estimated twinning fraction	No twinning to report.	Xtrriage
F_o, F_c correlation	0.95	EDS
Total number of atoms	50942	wwPDB-VP
Average B, all atoms (Å ²)	62.0	wwPDB-VP

Xtrriage's analysis on translational NCS is as follows: *The largest off-origin peak in the Patterson function is 2.08% of the height of the origin peak. No significant pseudotranslation is detected.*

¹Intensities estimated from amplitudes.

²Theoretical values of $\langle |L| \rangle$, $\langle L^2 \rangle$ for acentric reflections are 0.5, 0.333 respectively for untwinned datasets, and 0.375, 0.2 for perfectly twinned datasets.

5 Model quality [i](#)

5.1 Standard geometry [i](#)

Bond lengths and bond angles in the following residue types are not validated in this section: 1Y9

The Z score for a bond length (or angle) is the number of standard deviations the observed value is removed from the expected value. A bond length (or angle) with $|Z| > 5$ is considered an outlier worth inspection. RMSZ is the root-mean-square of all Z scores of the bond lengths (or angles).

Mol	Chain	Bond lengths		Bond angles	
		RMSZ	# Z >5	RMSZ	# Z >5
1	A	0.37	0/1952	0.63	0/2642
1	O	0.38	0/1952	0.63	0/2642
2	B	0.38	0/1935	0.62	0/2618
2	P	0.39	0/1935	0.62	0/2618
3	C	0.36	0/1920	0.62	1/2598 (0.0%)
3	Q	0.36	0/1920	0.62	0/2598
4	D	0.35	0/1887	0.62	0/2541
4	R	0.37	0/1887	0.62	0/2541
5	E	0.36	0/1823	0.60	0/2463
5	S	0.36	0/1823	0.60	0/2463
6	F	0.38	0/1937	0.62	1/2614 (0.0%)
6	T	0.38	0/1937	0.62	1/2614 (0.0%)
7	G	0.40	0/1959	0.62	0/2652
7	U	0.40	0/1959	0.62	0/2652
8	H	0.40	0/1716	0.66	0/2326
8	V	0.39	0/1716	0.66	0/2326
9	I	0.40	0/1611	0.66	0/2174
9	W	0.40	0/1611	0.67	0/2174
10	J	0.40	0/1613	0.64	0/2173
10	X	0.40	0/1613	0.65	0/2173
11	K	0.41	0/1681	0.65	1/2274 (0.0%)
11	Y	0.41	0/1681	0.65	0/2274
12	L	0.40	0/1795	0.66	1/2420 (0.0%)
12	Z	0.40	0/1795	0.66	1/2420 (0.0%)
13	M	0.39	0/1855	0.66	0/2514
13	a	0.39	0/1855	0.66	1/2514 (0.0%)
14	N	0.40	0/1541	0.63	0/2087
14	b	0.39	0/1541	0.62	0/2087
All	All	0.39	0/50450	0.64	7/68192 (0.0%)

There are no bond length outliers.

All (7) bond angle outliers are listed below:

Mol	Chain	Res	Type	Atoms	Z	Observed(°)	Ideal(°)
12	L	95	TYR	N-CA-C	-5.26	96.80	111.00
12	Z	95	TYR	N-CA-C	-5.23	96.89	111.00
6	T	135	SER	N-CA-C	-5.21	96.94	111.00
6	F	135	SER	N-CA-C	-5.20	96.96	111.00
13	a	95	LEU	N-CA-C	-5.18	97.02	111.00
3	C	56	LEU	CA-CB-CG	5.16	127.16	115.30
11	K	4	LEU	CA-CB-CG	5.09	127.00	115.30

There are no chirality outliers.

There are no planarity outliers.

5.2 Too-close contacts [i](#)

In the following table, the Non-H and H(model) columns list the number of non-hydrogen atoms and hydrogen atoms in the chain respectively. The H(added) column lists the number of hydrogen atoms added and optimized by MolProbity. The Clashes column lists the number of clashes within the asymmetric unit, whereas Symm-Clashes lists symmetry-related clashes.

Mol	Chain	Non-H	H(model)	H(added)	Clashes	Symm-Clashes
1	A	1915	0	1926	54	0
1	O	1915	0	1926	58	0
2	B	1905	0	1901	80	0
2	P	1905	0	1901	75	0
3	C	1891	0	1900	95	0
3	Q	1891	0	1900	99	0
4	D	1862	0	1836	51	0
4	R	1862	0	1836	53	0
5	E	1795	0	1797	88	0
5	S	1795	0	1797	85	0
6	F	1897	0	1886	62	0
6	T	1897	0	1886	61	0
7	G	1921	0	1910	66	0
7	U	1921	0	1910	74	0
8	H	1685	0	1688	40	0
8	V	1685	0	1688	42	0
9	I	1581	0	1574	36	0
9	W	1581	0	1574	39	0
10	J	1585	0	1590	64	0
10	X	1585	0	1590	68	0
11	K	1644	0	1594	49	0

Continued on next page...

Continued from previous page...

Mol	Chain	Non-H	H(model)	H(added)	Clashes	Symm-Clashes
11	Y	1644	0	1594	51	0
12	L	1757	0	1711	52	0
12	Z	1757	0	1711	54	0
13	M	1824	0	1832	52	0
13	a	1824	0	1832	0	0
14	N	1512	0	1480	36	0
14	b	1512	0	1480	0	0
15	K	15	0	17	2	0
15	N	15	0	17	3	0
15	Y	15	0	17	2	0
15	b	15	0	17	0	0
16	A	56	0	0	0	0
16	B	36	0	0	2	0
16	C	42	0	0	2	0
16	D	38	0	0	2	0
16	E	23	0	0	0	0
16	F	49	0	0	2	0
16	G	61	0	0	3	0
16	H	49	0	0	4	0
16	I	70	0	0	3	0
16	J	53	0	0	3	0
16	K	46	0	0	2	0
16	L	56	0	0	1	0
16	M	73	0	0	1	0
16	N	57	0	0	4	0
16	O	31	0	0	2	0
16	P	28	0	0	2	0
16	Q	28	0	0	4	0
16	R	31	0	0	1	0
16	S	20	0	0	0	0
16	T	38	0	0	3	0
16	U	62	0	0	3	0
16	V	46	0	0	3	0
16	W	61	0	0	2	0
16	X	52	0	0	3	0
16	Y	46	0	0	1	0
16	Z	52	0	0	3	0
16	a	75	0	0	0	0
16	b	55	0	0	0	0
All	All	50942	0	49318	1418	0

The all-atom clashscore is defined as the number of clashes found per 1000 atoms (including hydrogen atoms). The all-atom clashscore for this structure is 15.

All (1418) close contacts within the same asymmetric unit are listed below, sorted by their clash magnitude.

Atom-1	Atom-2	Interatomic distance (Å)	Clash overlap (Å)
2:P:202:THR:HG22	2:P:204:SER:H	1.13	1.09
2:B:202:THR:HG22	2:B:204:SER:H	1.14	1.07
7:G:96:ALA:HA	7:G:107:MET:HE2	1.40	1.03
7:U:96:ALA:HA	7:U:107:MET:HE2	1.43	1.00
11:K:105(B):LYS:H	11:K:105(B):LYS:HD2	1.26	1.00
6:F:95:GLU:HG2	6:F:115:ARG:HB3	1.47	0.97
11:Y:105(B):LYS:H	11:Y:105(B):LYS:HD2	1.26	0.97
13:M:157:ASN:HD22	13:M:160:ARG:HH11	1.10	0.96
1:A:124:THR:HG22	2:B:130:ARG:HH21	1.32	0.94
6:T:95:GLU:HG2	6:T:115:ARG:HB3	1.46	0.94
5:S:207:LEU:HD23	5:S:207:LEU:H	1.32	0.93
2:B:15:PHE:H	3:C:23:GLN:HE22	1.04	0.93
1:O:130:ARG:HH21	7:U:124:THR:HG22	1.34	0.92
2:B:124:THR:HG22	3:C:130:ARG:HH21	1.32	0.92
5:E:207:LEU:HD23	5:E:207:LEU:H	1.33	0.91
1:O:15:PHE:H	2:P:23:GLN:HE22	1.17	0.91
4:R:97:VAL:HG21	11:Y:65:LEU:HD13	1.53	0.91
1:O:124:THR:HG22	2:P:130:ARG:HH21	1.32	0.90
3:Q:15:PHE:H	4:R:23:GLN:HE22	1.20	0.89
7:U:217:LYS:HE3	7:U:217:LYS:HA	1.54	0.89
3:C:15:PHE:H	4:D:23:GLN:HE22	1.21	0.88
7:G:217:LYS:HE3	7:G:217:LYS:HA	1.54	0.87
5:E:12:THR:HG21	5:E:124:THR:HA	1.56	0.87
2:B:71:ASN:ND2	2:B:72:ASP:H	1.71	0.87
2:P:124:THR:HG22	3:Q:130:ARG:HH21	1.40	0.86
1:A:130:ARG:HH21	7:G:124:THR:HG22	1.39	0.86
3:C:185:THR:HB	3:C:188:GLU:HG2	1.57	0.86
1:O:130:ARG:HH21	7:U:124:THR:CG2	1.89	0.86
4:D:97:VAL:HG21	11:K:65:LEU:HD13	1.58	0.85
5:S:12:THR:HG21	5:S:124:THR:HA	1.57	0.85
5:E:207:LEU:HA	5:E:207(E):ASN:ND2	1.91	0.85
1:A:15:PHE:H	2:B:23:GLN:HE22	1.21	0.85
15:N:201:1Y9:H12	16:N:321:HOH:O	1.76	0.85
3:Q:185:THR:HG22	3:Q:187:GLU:H	1.42	0.85
1:A:179:ARG:HH11	1:A:179:ARG:HB3	1.42	0.85
3:C:185:THR:HG22	3:C:187:GLU:H	1.42	0.84
2:P:71:ASN:ND2	2:P:72:ASP:H	1.74	0.84
5:S:207:LEU:HA	5:S:207(E):ASN:ND2	1.90	0.84
8:H:172:ASN:HD22	8:H:193:THR:HA	1.42	0.84
3:Q:185:THR:HB	3:Q:188:GLU:HG2	1.58	0.83

Continued on next page...

Continued from previous page...

Atom-1	Atom-2	Interatomic distance (Å)	Clash overlap (Å)
1:O:179:ARG:HH11	1:O:179:ARG:HB3	1.43	0.83
13:M:157:ASN:HD22	13:M:160:ARG:NH1	1.76	0.83
8:V:172:ASN:HD22	8:V:193:THR:HA	1.41	0.83
2:P:15:PHE:H	3:Q:23:GLN:HE22	1.27	0.82
7:U:184(G):GLU:HG2	7:U:188:LYS:HB2	1.61	0.82
3:C:164:THR:HG21	3:C:172:VAL:HG13	1.60	0.82
3:Q:164:THR:HG21	3:Q:172:VAL:HG13	1.60	0.82
7:G:184(G):GLU:HG2	7:G:188:LYS:HB2	1.62	0.81
4:R:162:ALA:HB3	5:S:58:LEU:HD23	1.61	0.80
2:B:124:THR:CG2	3:C:130:ARG:HH21	1.93	0.80
8:V:80:LEU:HD12	8:V:113:ILE:HD11	1.64	0.80
13:M:40:ASN:H	13:M:40:ASN:HD22	1.27	0.80
5:S:207:LEU:HA	5:S:207(E):ASN:HD22	1.45	0.80
10:J:156:LYS:O	10:J:160:GLN:HG3	1.83	0.79
13:M:157:ASN:ND2	13:M:160:ARG:HH11	1.80	0.79
5:E:207:LEU:HA	5:E:207(E):ASN:HD22	1.46	0.79
1:O:86:ARG:HE	7:U:118:ASN:HD21	1.31	0.79
9:W:192:ARG:HG3	16:W:207:HOH:O	1.82	0.78
3:C:163:GLN:NE2	3:C:164:THR:H	1.82	0.78
10:J:2:ILE:HD13	10:J:162:LEU:HD13	1.65	0.78
13:M:141(C):ARG:HG3	13:M:141(C):ARG:HH11	1.47	0.78
3:Q:163:GLN:NE2	3:Q:164:THR:H	1.82	0.78
13:M:139:ARG:HH11	8:V:165:ASN:HD22	1.32	0.78
12:L:42:MET:HB2	12:L:101:ILE:HG22	1.66	0.78
4:R:243:ALA:O	4:R:244:GLU:HB2	1.85	0.77
6:T:37:SER:HB3	6:T:50:VAL:HG23	1.66	0.77
8:V:163:ILE:HG23	8:V:170:GLY:HA2	1.66	0.77
1:A:124:THR:CG2	2:B:130:ARG:HH21	1.98	0.77
1:A:130:ARG:HH21	7:G:124:THR:CG2	1.98	0.77
8:H:80:LEU:HD12	8:H:113:ILE:HD11	1.65	0.77
10:X:156:LYS:O	10:X:160:GLN:HG3	1.83	0.77
2:P:202:THR:HG22	2:P:204:SER:N	1.97	0.76
4:D:243:ALA:O	4:D:244:GLU:HB2	1.85	0.75
3:Q:65:SER:HB2	16:Q:303:HOH:O	1.85	0.75
10:X:2:ILE:HD13	10:X:162:LEU:HD13	1.67	0.75
2:B:15:PHE:N	3:C:23:GLN:HE22	1.84	0.75
3:C:106:PRO:HG2	3:C:143:PRO:CG	2.16	0.75
3:Q:163:GLN:HE21	3:Q:164:THR:H	1.35	0.75
4:R:40:ILE:HD12	4:R:193:VAL:HG23	1.69	0.74
2:P:219:GLU:HG2	2:P:219(E):VAL:H	1.52	0.74
6:F:37:SER:HB3	6:F:50:VAL:HG23	1.69	0.74

Continued on next page...

Continued from previous page...

Atom-1	Atom-2	Interatomic distance (Å)	Clash overlap (Å)
1:A:86:ARG:HE	7:G:118:ASN:HD21	1.36	0.74
2:B:219:GLU:HG2	2:B:219(E):VAL:H	1.51	0.74
7:G:184(G):GLU:HG2	7:G:188:LYS:CB	2.17	0.74
3:C:163:GLN:HE21	3:C:163:GLN:HA	1.53	0.73
1:O:124:THR:CG2	2:P:130:ARG:HH21	2.00	0.73
3:C:163:GLN:HE21	3:C:164:THR:H	1.36	0.73
3:Q:106:PRO:HG2	3:Q:143:PRO:CG	2.18	0.73
3:Q:163:GLN:HE21	3:Q:163:GLN:HA	1.54	0.73
4:D:40:ILE:HD12	4:D:193:VAL:HG23	1.69	0.73
12:Z:42:MET:HB2	12:Z:101:ILE:HG22	1.70	0.73
1:O:86:ARG:HE	7:U:118:ASN:ND2	1.85	0.73
5:S:201:LEU:HD11	5:S:207:LEU:HD22	1.71	0.73
12:Z:185:HIS:HD2	12:Z:187:GLN:H	1.35	0.73
4:D:123(D):ALA:HA	5:E:129:GLY:HA2	1.71	0.72
7:U:184(G):GLU:HG2	7:U:188:LYS:CB	2.19	0.72
3:C:71:ASP:HA	10:J:68:ILE:CD1	2.19	0.72
14:N:107:LYS:HG2	14:N:108:GLY:H	1.53	0.72
10:J:168:MET:HE1	10:X:167:PRO:HB2	1.72	0.72
2:B:219:GLU:HG2	2:B:219(E):VAL:N	2.05	0.72
2:B:173:GLN:HG2	3:C:56:LEU:HD12	1.72	0.72
8:H:163:ILE:HG23	8:H:170:GLY:HA2	1.71	0.72
5:E:207:LEU:H	5:E:207:LEU:CD2	2.03	0.71
2:P:219:GLU:HG2	2:P:219(E):VAL:N	2.06	0.71
13:M:104:VAL:HG23	13:M:178:ILE:HG22	1.72	0.71
14:N:1:THR:HG23	14:N:33:LYS:NZ	2.05	0.71
5:E:201:LEU:HD11	5:E:207:LEU:HD22	1.72	0.71
5:S:207:LEU:H	5:S:207:LEU:CD2	2.03	0.71
5:S:201:LEU:HD11	5:S:207:LEU:CD2	2.21	0.71
10:J:133:TYR:CE2	10:J:166:MET:HG3	2.26	0.71
12:L:185:HIS:HD2	12:L:187:GLN:H	1.39	0.70
1:A:179:ARG:HB3	1:A:179:ARG:NH1	2.06	0.70
13:M:8:TYR:CE2	13:M:148:VAL:HG22	2.27	0.70
14:N:49:ALA:HB2	15:N:201:1Y9:H13	1.72	0.70
1:O:179:ARG:HB3	1:O:179:ARG:NH1	2.05	0.70
5:S:180(C):PHE:HA	5:S:180(F):ILE:HG13	1.73	0.70
2:B:202:THR:HG22	2:B:204:SER:N	1.98	0.69
5:E:180(C):PHE:HA	5:E:180(F):ILE:HG13	1.73	0.69
10:J:167:PRO:HB2	10:X:168:MET:HE1	1.74	0.69
8:V:196:VAL:HG23	16:V:320:HOH:O	1.90	0.69
5:E:201:LEU:HD11	5:E:207:LEU:CD2	2.22	0.69
10:X:133:TYR:CE2	10:X:166:MET:HG3	2.26	0.69

Continued on next page...

Continued from previous page...

Atom-1	Atom-2	Interatomic distance (Å)	Clash overlap (Å)
3:C:71:ASP:HA	10:J:68:ILE:HD13	1.74	0.69
14:N:1:THR:HG23	14:N:33:LYS:HZ3	1.56	0.69
12:L:12:VAL:HG12	12:L:196:ILE:HG13	1.73	0.69
6:T:203:GLU:O	6:T:206:LYS:HD2	1.92	0.69
7:U:59:LEU:O	7:U:61:PRO:HD3	1.93	0.69
5:E:207(B):THR:H	5:E:207(E):ASN:HD22	1.40	0.69
2:B:97:GLN:HE22	9:I:64:ASN:HD22	1.40	0.69
7:G:59:LEU:O	7:G:61:PRO:HD3	1.93	0.69
5:S:132:TYR:O	5:S:153:PRO:HB3	1.92	0.69
6:F:203:GLU:O	6:F:206:LYS:HD2	1.93	0.68
2:P:61:GLN:OE1	2:P:208:ASP:HA	1.93	0.68
5:E:132:TYR:O	5:E:153:PRO:HB3	1.94	0.68
5:S:207(B):THR:H	5:S:207(E):ASN:HD22	1.41	0.68
5:E:75:GLY:HA3	5:E:221:PHE:CE2	2.29	0.68
11:Y:143:LYS:HB2	11:Y:146:LEU:CD1	2.24	0.68
11:Y:105(B):LYS:H	11:Y:105(B):LYS:CD	2.06	0.68
2:B:121:GLN:O	2:B:124:THR:HB	1.95	0.68
1:O:121:GLN:O	1:O:124:THR:HB	1.94	0.68
5:S:141:TYR:CE2	5:S:217:LYS:HA	2.29	0.68
12:Z:12:VAL:HG12	12:Z:196:ILE:HG13	1.75	0.68
5:E:104:ASN:HB2	13:M:81:GLU:HG2	1.76	0.67
14:N:55:ILE:HD11	14:N:95:LEU:HD13	1.76	0.67
5:E:141:TYR:CE2	5:E:217:LYS:HA	2.30	0.67
2:B:61:GLN:OE1	2:B:208:ASP:HA	1.94	0.67
13:M:19:LEU:HB2	13:M:170:SER:HB2	1.76	0.67
12:L:116:ASP:HB2	12:L:120:SER:HB3	1.77	0.67
5:E:207:LEU:HD23	5:E:207:LEU:N	2.08	0.67
2:P:65:GLU:HG3	2:P:66:LYS:HG3	1.75	0.67
12:Z:13:LEU:HD13	12:Z:33:VAL:HG13	1.76	0.67
12:Z:116:ASP:HB2	12:Z:120:SER:HB3	1.76	0.67
3:C:41:LYS:HG2	3:C:161:SER:O	1.94	0.67
5:S:75:GLY:HA3	5:S:221:PHE:CE2	2.30	0.67
11:Y:49:ALA:HB2	15:Y:301:1Y9:H13	1.76	0.67
5:S:207:LEU:HD23	5:S:207:LEU:N	2.08	0.67
7:U:67:ILE:HD12	7:U:211:GLU:HG2	1.77	0.67
1:A:33:GLN:HE21	1:A:33:GLN:HA	1.60	0.66
3:Q:41:LYS:HG2	3:Q:161:SER:O	1.95	0.66
2:B:65:GLU:HG3	2:B:66:LYS:HG3	1.75	0.66
4:D:45:GLY:HA2	4:D:146:TYR:CE1	2.31	0.66
1:A:86:ARG:HE	7:G:118:ASN:ND2	1.92	0.66
12:L:13:LEU:HD13	12:L:33:VAL:HG13	1.77	0.66

Continued on next page...

Continued from previous page...

Atom-1	Atom-2	Interatomic distance (Å)	Clash overlap (Å)
7:G:121:GLN:O	7:G:124:THR:HB	1.95	0.66
9:I:6:MET:HE3	9:I:155:ILE:HG13	1.78	0.66
11:K:7:ARG:HG2	11:K:108:PRO:HB2	1.77	0.66
11:K:143:LYS:HB2	11:K:146:LEU:CD1	2.25	0.66
11:K:49:ALA:HB2	15:K:301:1Y9:H13	1.78	0.66
13:M:40:ASN:HD22	13:M:40:ASN:N	1.90	0.66
1:A:121:GLN:O	1:A:124:THR:HB	1.95	0.66
2:P:101:LYS:NZ	10:X:85:GLN:NE2	2.43	0.66
2:P:124:THR:CG2	3:Q:130:ARG:HH21	2.07	0.66
6:T:127:ASN:C	6:T:127:ASN:HD22	1.99	0.66
9:W:143:GLU:HG3	9:W:146:LEU:HD21	1.78	0.65
11:Y:7:ARG:HG2	11:Y:108:PRO:HB2	1.78	0.65
3:Q:71:ASP:HA	10:X:68:ILE:CD1	2.26	0.65
8:V:172:ASN:ND2	8:V:193:THR:HG22	2.12	0.65
5:S:15:PHE:H	6:T:23:GLN:HE22	1.45	0.65
3:Q:71:ASP:HA	10:X:68:ILE:HD13	1.77	0.65
1:O:33:GLN:HE21	1:O:33:GLN:HA	1.61	0.65
5:S:92:LEU:HD11	5:S:112:ALA:HB1	1.78	0.65
9:I:143:GLU:HG3	9:I:146:LEU:HD21	1.79	0.65
13:M:110:LEU:HG	13:M:125:LEU:HD12	1.79	0.65
4:R:45:GLY:HA2	4:R:146:TYR:CE1	2.32	0.65
9:W:6:MET:HE3	9:W:155:ILE:HG13	1.78	0.65
7:U:121:GLN:O	7:U:124:THR:HB	1.97	0.64
12:Z:99:THR:HG23	16:Z:307:HOH:O	1.97	0.64
12:Z:-7:ASN:HD22	12:Z:-6:PRO:HD2	1.63	0.64
5:E:15:PHE:H	6:F:23:GLN:HE22	1.46	0.64
6:T:35:THR:HG21	6:T:51:GLU:O	1.97	0.64
14:N:112:THR:HG22	14:N:120:HIS:HB2	1.78	0.64
2:B:71:ASN:ND2	2:B:72:ASP:N	2.44	0.64
3:Q:160:TRP:CE2	4:R:59:LEU:HD23	2.33	0.64
8:V:34:LEU:HB2	16:V:318:HOH:O	1.98	0.64
2:B:15:PHE:H	3:C:23:GLN:NE2	1.88	0.63
3:C:105:ASP:OD2	3:C:106:PRO:HD2	1.98	0.63
3:C:106:PRO:HG2	3:C:143:PRO:HG3	1.78	0.63
5:E:92:LEU:HD11	5:E:112:ALA:HB1	1.79	0.63
6:F:35:THR:HG21	6:F:51:GLU:O	1.98	0.63
7:G:67:ILE:HD12	7:G:211:GLU:HG2	1.81	0.63
12:L:-7:ASN:HD22	12:L:-6:PRO:HD2	1.62	0.63
3:Q:106:PRO:HG2	3:Q:143:PRO:HG3	1.81	0.63
5:S:160:LEU:HD13	5:S:163:THR:HB	1.80	0.63
10:J:-1:MET:HG2	10:J:1:ASP:H	1.63	0.63

Continued on next page...

Continued from previous page...

Atom-1	Atom-2	Interatomic distance (Å)	Clash overlap (Å)
6:F:127:ASN:C	6:F:127:ASN:HD22	2.00	0.63
1:O:225:THR:OG1	1:O:228:GLU:HG3	1.99	0.63
9:W:2:ILE:HG21	9:W:130:ALA:HB3	1.80	0.63
6:F:187:ARG:HG3	6:F:187:ARG:HH11	1.63	0.63
7:G:233:LEU:O	7:G:236:ILE:HG13	1.99	0.63
3:Q:163:GLN:HE21	3:Q:163:GLN:CA	2.12	0.63
6:T:187:ARG:HH11	6:T:187:ARG:HG3	1.64	0.63
16:R:316:HOH:O	12:Z:85:HIS:HD2	1.82	0.62
9:I:2:ILE:HG21	9:I:130:ALA:HB3	1.81	0.62
2:P:126:HIS:HB3	3:Q:129:VAL:HG12	1.79	0.62
5:E:160:LEU:HD13	5:E:163:THR:HB	1.80	0.62
7:G:77:VAL:HG12	7:G:137:THR:HB	1.81	0.62
10:J:166:MET:CE	10:J:168:MET:HB2	2.30	0.62
2:P:121:GLN:O	2:P:124:THR:HB	1.98	0.62
4:R:31:ILE:HD13	4:R:135:ALA:HB2	1.82	0.62
5:S:86:ARG:HG3	5:S:86:ARG:HH11	1.65	0.62
2:B:181:LYS:O	2:B:184:MET:HG3	2.00	0.62
14:N:107:LYS:HG2	14:N:108:GLY:N	2.14	0.62
2:P:71:ASN:ND2	2:P:72:ASP:N	2.46	0.62
1:A:20:LYS:HE3	1:A:25:ASP:OD1	2.00	0.62
3:C:163:GLN:HE21	3:C:163:GLN:CA	2.12	0.62
11:K:172:SER:HA	11:K:192:VAL:HG23	1.82	0.62
5:E:15:PHE:HB2	6:F:23:GLN:HE22	1.64	0.62
8:H:172:ASN:ND2	8:H:193:THR:HG22	2.15	0.62
9:I:29:ASN:ND2	9:I:30:LYS:HG3	2.15	0.61
7:G:96:ALA:CA	7:G:107:MET:HE2	2.25	0.61
11:K:105(B):LYS:H	11:K:105(B):LYS:CD	2.05	0.61
3:Q:105:ASP:OD2	3:Q:106:PRO:HD2	2.00	0.61
3:Q:163:GLN:HE21	3:Q:164:THR:N	1.97	0.61
13:M:35:ILE:HG12	13:M:56:GLU:HG3	1.82	0.61
4:D:31:ILE:HD13	4:D:135:ALA:HB2	1.83	0.61
14:N:84:LYS:HG3	14:N:119:VAL:HG22	1.83	0.61
3:C:241:GLN:C	3:C:243:GLN:H	2.03	0.61
7:G:198:ILE:HG23	7:G:203:THR:O	2.01	0.61
1:O:20:LYS:HE3	1:O:25:ASP:OD1	2.00	0.61
11:Y:172:SER:HA	11:Y:192:VAL:HG23	1.82	0.61
10:J:168:MET:HG2	10:X:168:MET:CE	2.31	0.61
11:K:138:LEU:HD13	11:K:158:SER:OG	2.01	0.61
3:Q:159:SER:HB2	16:Q:322:HOH:O	2.00	0.61
3:Q:170:LYS:HB2	16:Q:315:HOH:O	1.99	0.61
5:S:198:SER:HA	5:S:201:LEU:HG	1.82	0.61

Continued on next page...

Continued from previous page...

Atom-1	Atom-2	Interatomic distance (Å)	Clash overlap (Å)
5:E:82:ALA:HB3	5:E:83:PRO:HD3	1.83	0.61
3:Q:241:GLN:C	3:Q:243:GLN:H	2.04	0.61
10:X:38:SER:HB2	10:X:39:PRO:HD2	1.83	0.61
10:X:166:MET:CE	10:X:168:MET:HB2	2.31	0.61
3:C:216:LYS:HB2	3:C:220:ASP:HB3	1.83	0.60
5:E:198:SER:HA	5:E:201:LEU:HG	1.82	0.60
11:Y:138:LEU:HD13	11:Y:158:SER:OG	2.00	0.60
4:D:162:ALA:HB3	5:E:58:LEU:HD23	1.83	0.60
10:J:38:SER:HB2	10:J:39:PRO:HD2	1.82	0.60
2:B:126:HIS:HB3	3:C:129:VAL:HG12	1.83	0.60
3:C:65:SER:HB2	16:C:311:HOH:O	2.01	0.60
4:D:205:GLU:OE2	4:D:205:GLU:HA	2.01	0.60
7:U:198:ILE:HG23	7:U:203:THR:O	2.01	0.60
10:X:-1:MET:HG2	10:X:1:ASP:H	1.65	0.60
6:F:69:VAL:HG12	16:F:308:HOH:O	2.00	0.60
2:P:101:LYS:HZ2	10:X:85:GLN:NE2	1.99	0.60
3:Q:216:LYS:HB2	3:Q:220:ASP:HB3	1.83	0.60
5:E:86:ARG:HG3	5:E:86:ARG:HH11	1.65	0.60
12:Z:93:PHE:N	12:Z:94:PRO:HD3	2.16	0.60
3:C:163:GLN:HE21	3:C:164:THR:N	1.99	0.60
7:U:233:LEU:O	7:U:236:ILE:HG13	2.01	0.60
10:J:4:LEU:HD23	10:J:126:ALA:HB2	1.83	0.60
10:J:168:MET:CE	10:X:168:MET:HG2	2.31	0.60
3:Q:40:VAL:HG12	3:Q:162:ALA:HB1	1.82	0.60
11:Y:105(B):LYS:HD2	11:Y:105(B):LYS:N	2.06	0.60
9:I:28:SER:HB2	10:J:120:VAL:HG21	1.84	0.60
2:B:21:LEU:HD13	2:B:124:THR:HG23	1.83	0.60
1:A:97:HIS:HD2	8:H:61:SER:OG	1.84	0.59
12:L:93:PHE:N	12:L:94:PRO:HD3	2.17	0.59
10:X:4:LEU:HD23	10:X:126:ALA:HB2	1.84	0.59
10:J:-1:MET:HG2	10:J:1:ASP:N	2.17	0.59
5:S:82:ALA:HB3	5:S:83:PRO:HD3	1.84	0.59
9:W:6:MET:HE1	9:W:155:ILE:HA	1.85	0.59
3:C:40:VAL:HG12	3:C:162:ALA:HB1	1.83	0.59
5:S:48:LEU:HG	5:S:139:ILE:HD13	1.85	0.59
10:X:113:ILE:HG12	10:X:119:LYS:HG3	1.83	0.59
14:N:85:GLU:O	14:N:89:GLU:HB2	2.03	0.59
2:P:21:LEU:HD13	2:P:124:THR:HG23	1.84	0.59
1:A:225:THR:OG1	1:A:228:GLU:HG3	2.02	0.59
4:D:177:LEU:HD22	5:E:58:LEU:HD13	1.84	0.59
12:L:149:GLN:HG2	8:V:210:THR:CG2	2.32	0.59

Continued on next page...

Continued from previous page...

Atom-1	Atom-2	Interatomic distance (Å)	Clash overlap (Å)
8:V:113:ILE:HG12	8:V:119:THR:HG22	1.85	0.59
14:N:20:THR:HG23	14:N:31:THR:OG1	2.02	0.59
11:K:4:LEU:HD12	11:K:159:ILE:HD11	1.85	0.59
5:S:180(D):ILE:HG23	5:S:180(E):LYS:HG3	1.85	0.59
9:W:28:SER:HB2	10:X:120:VAL:HG21	1.85	0.59
2:B:224:PHE:H	2:B:224:PHE:HD2	1.51	0.59
5:S:15:PHE:HB2	6:T:23:GLN:HE22	1.67	0.59
9:W:29:ASN:ND2	9:W:30:LYS:HG3	2.18	0.58
7:G:69:CYS:HB3	16:G:341:HOH:O	2.02	0.58
8:H:216:GLU:HG3	9:I:187:ARG:HG2	1.84	0.58
11:K:105(B):LYS:HD2	11:K:105(B):LYS:N	2.07	0.58
7:U:77:VAL:HG12	7:U:137:THR:HB	1.83	0.58
8:H:113:ILE:HG12	8:H:119:THR:HG22	1.85	0.58
3:C:160:TRP:CE2	4:D:59:LEU:HD23	2.39	0.58
4:D:24:VAL:O	4:D:27:SER:HB3	2.03	0.58
2:B:141:TYR:CD1	2:B:219(E):VAL:HG21	2.38	0.58
4:D:123(D):ALA:HB3	4:D:126:ARG:HD3	1.85	0.58
5:E:180(D):ILE:HG23	5:E:180(E):LYS:HG3	1.86	0.58
3:C:232:TYR:O	3:C:236:ILE:HG13	2.03	0.58
4:D:45:GLY:HA2	4:D:146:TYR:CD1	2.38	0.58
11:K:4:LEU:HD11	11:K:15:ALA:HB3	1.86	0.58
1:O:32:LYS:HE2	1:O:32:LYS:HA	1.86	0.58
10:X:18:LYS:HD3	10:X:174:ILE:HG13	1.86	0.58
11:Y:4:LEU:HD11	11:Y:15:ALA:HB3	1.85	0.58
4:R:177:LEU:HD22	5:S:58:LEU:HD13	1.85	0.58
7:G:184(G):GLU:CG	7:G:188:LYS:HB2	2.33	0.58
8:V:216:GLU:HG3	9:W:187:ARG:HG2	1.85	0.58
3:Q:169:SER:HA	3:Q:172:VAL:CG1	2.34	0.57
3:Q:232:TYR:O	3:Q:236:ILE:HG13	2.04	0.57
4:R:207:LEU:C	4:R:207:LEU:HD23	2.25	0.57
10:X:143:ARG:O	10:X:146:MET:HG3	2.03	0.57
2:B:228:GLU:O	2:B:232:ILE:HG22	2.04	0.57
3:C:206:GLY:HA3	3:C:209:ASN:HB2	1.87	0.57
10:J:143:ARG:O	10:J:146:MET:HG3	2.04	0.57
2:P:97:GLN:HE22	9:W:64:ASN:HD22	1.52	0.57
4:R:205:GLU:HA	4:R:205:GLU:OE2	2.04	0.57
10:X:20:VAL:HG11	11:Y:120:LEU:HD11	1.86	0.57
9:W:1:GLY:HA3	9:W:33:LYS:HE2	1.86	0.57
7:G:77:VAL:CG1	7:G:137:THR:HB	2.35	0.57
2:P:181:LYS:O	2:P:184:MET:HG3	2.04	0.57
10:X:-1:MET:HG2	10:X:1:ASP:N	2.18	0.57

Continued on next page...

Continued from previous page...

Atom-1	Atom-2	Interatomic distance (Å)	Clash overlap (Å)
1:A:177:GLU:HG2	2:B:58:LEU:HD22	1.87	0.57
2:B:230:LYS:O	2:B:234:VAL:HG23	2.04	0.57
5:S:31:ILE:HD11	5:S:153:PRO:CD	2.34	0.57
12:L:98:HIS:HD2	16:L:305:HOH:O	1.86	0.57
14:N:105(B):LYS:HD3	14:N:105(B):LYS:C	2.24	0.57
5:E:31:ILE:HD11	5:E:153:PRO:CD	2.34	0.57
9:W:6:MET:CE	9:W:155:ILE:HA	2.35	0.57
10:X:12:VAL:HG23	10:X:108:PRO:HB2	1.87	0.57
12:L:20:ILE:C	12:L:20:ILE:HD12	2.24	0.57
14:N:107:LYS:CG	14:N:108:GLY:H	2.18	0.57
5:S:52:LYS:HB3	5:S:63:TYR:HB3	1.85	0.57
6:T:127:ASN:HD22	6:T:128:SER:N	2.02	0.57
4:R:123(D):ALA:HB3	4:R:126:ARG:HD3	1.86	0.57
4:R:160:TYR:CE2	4:R:163:LYS:HD3	2.40	0.57
1:A:177:GLU:HG2	2:B:58:LEU:CD2	2.35	0.56
2:B:149:TYR:OH	3:C:62(A):ILE:HB	2.05	0.56
5:E:48:LEU:HG	5:E:139:ILE:HD13	1.86	0.56
10:J:168:MET:HE1	10:X:167:PRO:CB	2.34	0.56
12:L:-2:ASN:HA	12:L:20:ILE:O	2.05	0.56
3:Q:197:LEU:O	3:Q:201:VAL:HG23	2.05	0.56
12:Z:-2:ASN:HA	12:Z:20:ILE:O	2.04	0.56
12:Z:20:ILE:HD12	12:Z:20:ILE:C	2.26	0.56
16:B:319:HOH:O	3:C:33:ARG:HD2	2.05	0.56
7:U:136:LEU:O	7:U:150:LYS:HA	2.05	0.56
9:W:29:ASN:ND2	9:W:29:ASN:H	2.03	0.56
12:Z:116:ASP:CB	12:Z:120:SER:HB3	2.36	0.56
5:E:52:LYS:HB3	5:E:63:TYR:HB3	1.86	0.56
7:G:170:GLN:HE21	7:G:174:THR:HG23	1.70	0.56
2:P:224:PHE:H	2:P:224:PHE:HD2	1.52	0.56
3:Q:168:ASN:HB2	3:Q:200:VAL:HG11	1.87	0.56
3:Q:206:GLY:HA3	3:Q:209:ASN:HB2	1.86	0.56
3:C:169:SER:HA	3:C:172:VAL:CG1	2.36	0.56
8:H:197:ARG:NH2	9:I:139:GLU:HG3	2.21	0.56
13:M:84:ALA:HA	13:M:113:VAL:HG21	1.87	0.56
2:P:4:GLY:HA3	5:S:127:TYR:CE1	2.40	0.56
2:P:228:GLU:O	2:P:232:ILE:HG22	2.04	0.56
3:Q:33:ARG:NH1	3:Q:33:ARG:HB2	2.20	0.56
10:J:189:ASP:O	10:J:193:GLN:HB2	2.04	0.56
11:K:82:ILE:HG13	16:K:439:HOH:O	2.05	0.56
12:L:111:ALA:HB2	12:L:123:ARG:NH2	2.20	0.56
3:Q:31:VAL:HG11	3:Q:135:SER:HB2	1.88	0.56

Continued on next page...

Continued from previous page...

Atom-1	Atom-2	Interatomic distance (Å)	Clash overlap (Å)
3:C:185:THR:HG22	3:C:187:GLU:N	2.18	0.56
6:F:127:ASN:HD22	6:F:128:SER:N	2.04	0.56
5:S:111:ARG:HH11	5:S:111:ARG:HG2	1.70	0.56
13:M:141(A):VAL:HG23	13:M:141(A):VAL:O	2.06	0.56
1:O:197:LEU:HD23	1:O:210:ILE:HD12	1.87	0.56
5:S:97:ASN:HD21	12:Z:60:ASN:ND2	2.03	0.56
8:V:105:ASP:HB2	8:V:105(A):PRO:HD2	1.87	0.56
8:H:3:ILE:HD11	8:H:127:LEU:HB2	1.88	0.56
10:J:14:LEU:HD12	10:J:42:LEU:HD23	1.88	0.56
13:M:141(C):ARG:HH11	13:M:141(C):ARG:CG	2.17	0.56
5:S:134:VAL:O	5:S:153:PRO:HG3	2.06	0.56
6:T:38:ILE:HG22	6:T:164:ALA:HB2	1.87	0.56
7:U:170:GLN:NE2	7:U:174:THR:HG23	2.21	0.56
9:W:6:MET:HG2	9:W:124:PHE:HB3	1.88	0.56
10:X:189:ASP:O	10:X:193:GLN:HB2	2.06	0.56
1:A:150:GLN:O	1:A:157:TYR:HA	2.06	0.56
7:G:136:LEU:O	7:G:150:LYS:HA	2.05	0.56
1:A:197:LEU:HD23	1:A:210:ILE:HD12	1.87	0.56
3:C:52:ARG:HB2	3:C:209:ASN:HA	1.88	0.56
5:E:111:ARG:HG2	5:E:111:ARG:HH11	1.71	0.56
6:F:38:ILE:HG22	6:F:164:ALA:HB2	1.88	0.56
7:G:152:ASP:HB2	7:G:153:PRO:CD	2.36	0.56
8:H:210:THR:CG2	12:Z:149:GLN:HG2	2.36	0.56
10:J:20:VAL:HG11	11:K:120:LEU:HD11	1.87	0.56
2:P:152:ASN:HB2	2:P:153:PRO:HD2	1.88	0.56
1:A:32:LYS:HA	1:A:32:LYS:HE2	1.89	0.55
4:D:160:TYR:CE2	4:D:163:LYS:HD3	2.41	0.55
7:G:170:GLN:NE2	7:G:174:THR:HG23	2.21	0.55
11:K:99:THR:HG22	11:K:113:VAL:O	2.05	0.55
5:S:41:ARG:NH1	5:S:42:SER:O	2.39	0.55
7:U:34(A):ASN:HD22	7:U:167:PRO:HG2	1.71	0.55
9:W:99:PRO:HB2	9:W:113:PHE:CD2	2.41	0.55
2:B:218:ASN:O	2:B:218(C):ASP:HB2	2.06	0.55
7:G:34(A):ASN:HD22	7:G:167:PRO:HG2	1.71	0.55
12:L:3:LEU:HD11	12:L:140:LEU:HD21	1.89	0.55
2:P:141:TYR:CD1	2:P:219(E):VAL:HG21	2.41	0.55
4:R:45:GLY:HA2	4:R:146:TYR:CD1	2.40	0.55
8:V:4:VAL:HG22	8:V:159:ILE:HD11	1.89	0.55
8:H:105:ASP:HB2	8:H:105(A):PRO:HD2	1.87	0.55
7:U:96:ALA:CA	7:U:107:MET:HE2	2.27	0.55
3:C:33:ARG:NH1	3:C:33:ARG:HB2	2.22	0.55

Continued on next page...

Continued from previous page...

Atom-1	Atom-2	Interatomic distance (Å)	Clash overlap (Å)
11:K:1:THR:HG23	11:K:33:LYS:NZ	2.20	0.55
1:O:86:ARG:HH21	7:U:118:ASN:HD22	1.55	0.55
7:U:86:ARG:HD2	16:U:309:HOH:O	2.07	0.55
10:X:124:TYR:CD2	10:X:138:LEU:HD13	2.41	0.55
9:I:6:MET:HG2	9:I:124:PHE:HB3	1.89	0.55
12:L:116:ASP:CB	12:L:120:SER:HB3	2.36	0.55
3:Q:52:ARG:HB2	3:Q:209:ASN:HA	1.87	0.55
12:Z:111:ALA:HB2	12:Z:123:ARG:NH2	2.22	0.55
10:J:12:VAL:HG23	10:J:108:PRO:HB2	1.88	0.55
6:T:38:ILE:HG22	6:T:164:ALA:CB	2.37	0.55
10:X:105(B):LYS:HB2	10:X:105(B):LYS:NZ	2.22	0.55
11:Y:4:LEU:HD12	11:Y:159:ILE:HD11	1.89	0.55
3:Q:33:ARG:CB	3:Q:33:ARG:HH11	2.19	0.55
3:Q:46:VAL:HG11	3:Q:139:ALA:HB1	1.87	0.55
12:Z:28:ARG:NH1	12:Z:190:ASP:OD1	2.36	0.55
9:I:6:MET:CE	9:I:155:ILE:HA	2.36	0.55
5:S:227:GLU:CD	5:S:227:GLU:H	2.09	0.55
2:P:230:LYS:O	2:P:234:VAL:HG23	2.06	0.55
3:Q:46:VAL:HB	3:Q:215:VAL:CG1	2.37	0.55
7:U:77:VAL:CG1	7:U:137:THR:HB	2.37	0.55
3:C:168:ASN:HB2	3:C:200:VAL:HG11	1.89	0.54
14:N:105:ASP:HB2	16:N:334:HOH:O	2.08	0.54
1:O:150:GLN:O	1:O:157:TYR:HA	2.07	0.54
3:Q:163:GLN:NE2	3:Q:163:GLN:HA	2.22	0.54
4:R:24:VAL:O	4:R:27:SER:HB3	2.08	0.54
11:Y:1:THR:HG23	11:Y:33:LYS:NZ	2.22	0.54
11:Y:99:THR:HG22	11:Y:113:VAL:O	2.07	0.54
3:C:57:LYS:O	3:C:58:LEU:HB2	2.07	0.54
4:D:207:LEU:HD23	4:D:207:LEU:C	2.28	0.54
4:R:123(D):ALA:HA	5:S:129:GLY:HA2	1.89	0.54
12:Z:3:LEU:HD11	12:Z:140:LEU:HD21	1.89	0.54
5:E:227:GLU:CD	5:E:227:GLU:H	2.09	0.54
14:N:161:GLN:NE2	14:N:165:TRP:HE1	2.05	0.54
5:S:109:VAL:HG12	5:S:149:LEU:HD22	1.89	0.54
6:T:69:VAL:HG12	16:T:324:HOH:O	2.07	0.54
3:C:33:ARG:CB	3:C:33:ARG:HH11	2.21	0.54
3:C:197:LEU:O	3:C:201:VAL:HG23	2.07	0.54
7:G:224:LEU:HB3	7:G:228:ASN:HB2	1.89	0.54
8:H:175:VAL:HG12	8:H:176:CYS:N	2.22	0.54
9:I:1:GLY:HA3	9:I:33:LYS:HE2	1.88	0.54
11:K:4:LEU:CD1	11:K:159:ILE:HD11	2.36	0.54

Continued on next page...

Continued from previous page...

Atom-1	Atom-2	Interatomic distance (Å)	Clash overlap (Å)
7:U:152:ASP:HB2	7:U:153:PRO:CD	2.37	0.54
5:E:109:VAL:HG12	5:E:149:LEU:HD22	1.90	0.54
1:O:57:PRO:HG2	7:U:177:GLU:HG2	1.89	0.54
2:P:71:ASN:HD22	2:P:72:ASP:N	2.05	0.54
2:P:218:ASN:O	2:P:218(C):ASP:HB2	2.06	0.54
6:T:192:GLN:HE21	6:T:195:LYS:HE3	1.71	0.54
2:B:4:GLY:HA3	5:E:127:TYR:CE1	2.42	0.54
10:J:167:PRO:CB	10:X:168:MET:HE1	2.37	0.54
14:N:14:LEU:O	14:N:175:MET:HA	2.08	0.54
1:O:232:ARG:HG3	1:O:232:ARG:HH11	1.73	0.54
9:W:156:SER:O	9:W:160:LEU:HB2	2.08	0.54
1:A:186:LEU:HD21	1:A:214:ILE:HD12	1.90	0.54
2:B:152:ASN:HB2	2:B:153:PRO:HD2	1.88	0.54
8:V:175:VAL:HG12	8:V:176:CYS:N	2.23	0.54
3:C:31:VAL:HG11	3:C:135:SER:HB2	1.89	0.54
8:H:4:VAL:HG22	8:H:159:ILE:HD11	1.89	0.54
10:J:124:TYR:CD2	10:J:138:LEU:HD13	2.42	0.54
13:M:41:THR:OG1	13:M:76:PRO:HG3	2.08	0.54
13:M:149:GLN:NE2	13:M:149:GLN:H	2.06	0.54
3:Q:185:THR:HG22	3:Q:187:GLU:N	2.18	0.54
6:F:192:GLN:HE21	6:F:195:LYS:HE3	1.73	0.54
8:V:3:ILE:HD11	8:V:127:LEU:HB2	1.90	0.54
1:A:69:LEU:C	1:A:69:LEU:HD23	2.28	0.53
3:C:57:LYS:HD2	3:C:58:LEU:N	2.24	0.53
7:U:96:ALA:HA	7:U:107:MET:CE	2.30	0.53
2:B:71:ASN:HD22	2:B:72:ASP:N	2.03	0.53
10:J:18:LYS:HD3	10:J:174:ILE:HG13	1.91	0.53
14:N:105(B):LYS:HD3	14:N:105(B):LYS:O	2.09	0.53
3:Q:75:VAL:HG13	3:Q:221:ILE:HD13	1.89	0.53
6:T:179:LEU:HD11	6:T:192:GLN:HG3	1.89	0.53
7:U:224:LEU:HB3	7:U:228:ASN:HB2	1.91	0.53
10:X:34:THR:HG21	10:X:176:LYS:NZ	2.23	0.53
3:C:169:SER:HA	3:C:172:VAL:HG12	1.90	0.53
5:E:41:ARG:NH1	5:E:42:SER:O	2.42	0.53
11:K:4:LEU:HD12	11:K:159:ILE:CD1	2.39	0.53
3:Q:169:SER:HA	3:Q:172:VAL:HG12	1.89	0.53
7:U:55:PRO:HG2	7:U:56:ASP:H	1.73	0.53
7:U:170:GLN:HE21	7:U:174:THR:HG23	1.73	0.53
2:B:152:ASN:HB2	2:B:153:PRO:CD	2.39	0.53
4:D:187:LYS:O	4:D:191:LEU:HD22	2.09	0.53
2:P:152:ASN:HB2	2:P:153:PRO:CD	2.39	0.53

Continued on next page...

Continued from previous page...

Atom-1	Atom-2	Interatomic distance (Å)	Clash overlap (Å)
12:Z:32:LYS:HD2	12:Z:45:ASN:HD22	1.73	0.53
10:J:168:MET:HE2	10:X:168:MET:HE2	1.90	0.53
2:P:239:THR:OXT	2:P:239:THR:HG22	2.09	0.53
6:T:206(B):GLU:HG3	6:T:206(C):LYS:H	1.72	0.53
6:F:206(B):GLU:HG3	6:F:206(C):LYS:H	1.72	0.53
10:J:34:THR:HG21	10:J:176:LYS:NZ	2.23	0.53
12:L:-7:ASN:ND2	12:L:-5:TYR:H	2.07	0.53
3:Q:45:CYS:HA	3:Q:141:PHE:HZ	1.74	0.53
5:S:162:GLY:O	6:T:58:LEU:HD13	2.08	0.53
6:F:179:LEU:HD11	6:F:192:GLN:HG3	1.90	0.53
12:L:-7:ASN:HD22	12:L:-6:PRO:CD	2.21	0.53
3:C:45:CYS:HA	3:C:141:PHE:HZ	1.74	0.53
6:T:95:GLU:HG3	6:T:115:ARG:HH11	1.74	0.53
12:Z:-7:ASN:HD22	12:Z:-6:PRO:CD	2.21	0.53
10:J:105(B):LYS:HB2	10:J:105(B):LYS:NZ	2.23	0.53
13:M:46:SER:OG	13:M:98:ALA:HB3	2.09	0.53
11:Y:4:LEU:CD1	11:Y:159:ILE:HD11	2.39	0.53
9:I:29:ASN:ND2	9:I:29:ASN:H	2.07	0.52
2:P:41:MET:HE2	16:P:305:HOH:O	2.08	0.52
5:E:134:VAL:O	5:E:153:PRO:HG3	2.08	0.52
6:F:38:ILE:HG22	6:F:164:ALA:CB	2.39	0.52
11:K:1:THR:HG23	11:K:33:LYS:HZ3	1.74	0.52
12:L:7:GLY:HA3	12:L:10:PHE:CE2	2.44	0.52
12:L:32:LYS:HD2	12:L:45:ASN:HD22	1.74	0.52
11:Y:4:LEU:CD1	11:Y:15:ALA:HB3	2.40	0.52
11:Y:195:LEU:O	11:Y:199:VAL:HG23	2.09	0.52
11:K:4:LEU:CD1	11:K:15:ALA:HB3	2.39	0.52
14:N:175:MET:HB2	14:N:187:LEU:HB2	1.90	0.52
6:T:127:ASN:C	6:T:127:ASN:ND2	2.63	0.52
12:Z:82:ASN:C	12:Z:82:ASN:HD22	2.12	0.52
8:H:197:ARG:HH21	9:I:139:GLU:HG3	1.73	0.52
3:Q:57:LYS:O	3:Q:58:LEU:HB2	2.09	0.52
3:C:75:VAL:HG13	3:C:221:ILE:HD13	1.91	0.52
3:C:186:VAL:O	3:C:190:VAL:HG23	2.10	0.52
2:P:87:ILE:O	2:P:91:THR:HG23	2.09	0.52
12:Z:7:GLY:HA3	12:Z:10:PHE:CE2	2.44	0.52
10:J:123:PRO:HB2	10:J:124:TYR:CD1	2.45	0.52
11:K:190:HIS:HA	16:K:444:HOH:O	2.10	0.52
1:A:86:ARG:HH21	7:G:118:ASN:HD22	1.56	0.52
3:C:163:GLN:NE2	3:C:163:GLN:HA	2.23	0.52
9:I:156:SER:O	9:I:160:LEU:HB2	2.10	0.52

Continued on next page...

Continued from previous page...

Atom-1	Atom-2	Interatomic distance (Å)	Clash overlap (Å)
13:M:76:PRO:HD2	13:M:105:GLN:OE1	2.10	0.52
3:Q:186:VAL:O	3:Q:190:VAL:HG23	2.10	0.52
7:U:184(G):GLU:CG	7:U:188:LYS:HB2	2.34	0.52
12:Z:-7:ASN:ND2	12:Z:-5:TYR:H	2.06	0.52
7:G:105:TYR:OH	8:H:66:HIS:HE1	1.93	0.52
13:M:40:ASN:N	13:M:40:ASN:ND2	2.57	0.52
1:O:175:PHE:O	1:O:179:ARG:HG2	2.09	0.52
3:Q:215:VAL:HG23	3:Q:221:ILE:HG12	1.92	0.52
5:S:54:ASN:ND2	5:S:56:ASP:O	2.43	0.52
5:S:227:GLU:CD	5:S:227:GLU:N	2.63	0.52
6:T:176:LEU:HB3	7:U:58:LEU:HD21	1.91	0.52
3:C:46:VAL:O	3:C:215:VAL:HG12	2.10	0.52
13:M:17:ASP:HA	13:M:173:PHE:CB	2.40	0.52
1:O:97:HIS:HD2	8:V:61:SER:OG	1.93	0.52
7:U:141:VAL:HG21	7:U:216:THR:HA	1.92	0.52
7:U:151:THR:HG22	7:U:157:TYR:CB	2.40	0.52
1:A:232:ARG:HG3	1:A:232:ARG:HH11	1.72	0.52
10:J:113:ILE:HG12	10:J:119:LYS:HG3	1.92	0.52
2:P:101:LYS:HZ1	10:X:85:GLN:HE22	1.58	0.52
3:Q:55:THR:HG22	3:Q:56:LEU:HD22	1.92	0.52
5:S:66:LYS:O	5:S:77:SER:HA	2.09	0.52
6:T:158:TRP:CZ3	7:U:64:VAL:HA	2.45	0.52
6:F:186:ALA:O	6:F:190:VAL:HG23	2.10	0.51
9:I:99:PRO:HB2	9:I:113:PHE:CD2	2.45	0.51
10:J:52:THR:CG2	10:J:53:VAL:N	2.73	0.51
7:U:107:MET:HE3	7:U:112:LEU:HB2	1.91	0.51
11:Y:190:HIS:N	11:Y:190:HIS:CD2	2.78	0.51
11:K:190:HIS:N	11:K:190:HIS:CD2	2.78	0.51
4:R:243:ALA:O	4:R:244:GLU:CB	2.57	0.51
5:E:190:ILE:CG2	5:E:212:ILE:HD13	2.40	0.51
6:F:127:ASN:C	6:F:127:ASN:ND2	2.63	0.51
6:F:237:GLN:O	6:F:240:ILE:HG22	2.10	0.51
12:L:164:TYR:CD1	12:L:165:LEU:N	2.78	0.51
4:R:75:GLY:HA3	4:R:221:PHE:CD2	2.46	0.51
11:Y:86:LEU:C	11:Y:86:LEU:HD13	2.30	0.51
7:G:55:PRO:HG2	7:G:56:ASP:H	1.74	0.51
13:M:205:GLY:HA3	13:M:209:GLN:HB3	1.92	0.51
14:N:36:ARG:HG3	14:N:42:TRP:CE2	2.46	0.51
1:O:186:LEU:HD21	1:O:214:ILE:HD12	1.92	0.51
4:R:187:LYS:O	4:R:191:LEU:HD22	2.10	0.51
6:T:237:GLN:O	6:T:240:ILE:HG22	2.09	0.51

Continued on next page...

Continued from previous page...

Atom-1	Atom-2	Interatomic distance (Å)	Clash overlap (Å)
4:D:112:LEU:C	4:D:112:LEU:HD13	2.31	0.51
5:E:75:GLY:HA3	5:E:221:PHE:CZ	2.45	0.51
13:M:19:LEU:HD21	13:M:26:LEU:HD22	1.92	0.51
11:Y:12:ILE:HB	11:Y:178:VAL:HB	1.93	0.51
5:E:97:ASN:HD21	12:L:60:ASN:ND2	2.09	0.51
11:K:142:TYR:O	11:K:143:LYS:HD2	2.11	0.51
3:Q:235:GLN:O	3:Q:239:GLU:HG2	2.10	0.51
3:Q:182:PRO:O	3:Q:184:ALA:N	2.44	0.51
4:R:85:ALA:O	4:R:89:ILE:HG12	2.10	0.51
5:S:190:ILE:CG2	5:S:212:ILE:HD13	2.41	0.51
6:T:95:GLU:CG	6:T:115:ARG:HB3	2.32	0.51
10:X:14:LEU:HD12	10:X:42:LEU:HD23	1.92	0.51
12:Z:164:TYR:CD1	12:Z:165:LEU:N	2.79	0.51
5:E:162:GLY:O	6:F:58:LEU:HD13	2.11	0.51
7:G:217:LYS:HE3	7:G:217:LYS:CA	2.36	0.51
9:I:50:THR:HG22	16:I:207:HOH:O	2.11	0.51
14:N:89:GLU:OE1	14:N:89:GLU:HA	2.09	0.51
4:R:112:LEU:HD13	4:R:112:LEU:C	2.31	0.51
3:C:46:VAL:HB	3:C:215:VAL:CG1	2.40	0.51
3:C:46:VAL:HG11	3:C:139:ALA:HB1	1.92	0.51
3:C:158:SER:HB2	4:D:59:LEU:HD21	1.92	0.51
12:L:149:GLN:HG2	8:V:210:THR:HG21	1.92	0.51
5:S:75:GLY:HA3	5:S:221:PHE:CZ	2.46	0.51
6:T:147:HIS:HD2	16:T:302:HOH:O	1.94	0.51
10:X:52:THR:HG23	10:X:53:VAL:N	2.26	0.51
2:B:239:THR:HG22	2:B:239:THR:OXT	2.11	0.51
5:E:54:ASN:ND2	5:E:56:ASP:O	2.43	0.51
11:K:12:ILE:HB	11:K:178:VAL:HB	1.92	0.51
3:Q:172:VAL:HG23	3:Q:196:SER:HB2	1.93	0.51
1:A:212:LEU:HD22	1:A:224:LEU:HD12	1.93	0.50
2:B:41:MET:HE2	16:B:302:HOH:O	2.09	0.50
5:E:15:PHE:HB2	6:F:23:GLN:NE2	2.26	0.50
5:E:201:LEU:O	5:E:202:ARG:HB2	2.11	0.50
7:G:141:VAL:HG21	7:G:216:THR:HA	1.93	0.50
7:G:151:THR:HG22	7:G:157:TYR:CB	2.41	0.50
8:H:8:PHE:HB3	8:H:151:ALA:HB2	1.93	0.50
8:H:139:GLU:OE2	8:H:139:GLU:HA	2.11	0.50
1:O:69:LEU:C	1:O:69:LEU:HD23	2.31	0.50
3:Q:57:LYS:HD2	3:Q:58:LEU:N	2.26	0.50
1:A:197:LEU:CD2	1:A:210:ILE:HD12	2.41	0.50
13:M:83:LEU:O	13:M:87:MET:HG2	2.11	0.50

Continued on next page...

Continued from previous page...

Atom-1	Atom-2	Interatomic distance (Å)	Clash overlap (Å)
3:C:55:THR:HG22	3:C:56:LEU:HD22	1.94	0.50
3:C:235:GLN:O	3:C:239:GLU:HG2	2.11	0.50
10:J:44:SER:OG	10:J:100:LEU:HB2	2.11	0.50
4:R:186:LEU:O	4:R:190:GLU:HG3	2.12	0.50
3:C:215:VAL:HG23	3:C:221:ILE:HG12	1.93	0.50
5:E:227:GLU:CD	5:E:227:GLU:N	2.64	0.50
3:Q:35:THR:HB	3:Q:51:GLU:HG3	1.93	0.50
5:S:201:LEU:O	5:S:202:ARG:HB2	2.12	0.50
7:U:65:SER:HA	7:U:211:GLU:OE2	2.11	0.50
10:J:52:THR:HG23	10:J:53:VAL:N	2.25	0.50
5:E:66:LYS:O	5:E:77:SER:HA	2.11	0.50
11:K:195:LEU:O	11:K:199:VAL:HG23	2.11	0.50
2:P:101:LYS:NZ	10:X:85:GLN:HE22	2.09	0.50
2:P:185:LYS:HE2	2:P:187:ASP:OD1	2.10	0.50
3:Q:46:VAL:O	3:Q:215:VAL:HG12	2.12	0.50
8:V:139:GLU:HA	8:V:139:GLU:OE2	2.11	0.50
10:X:52:THR:CG2	10:X:53:VAL:N	2.75	0.50
11:Y:4:LEU:HD12	11:Y:159:ILE:CD1	2.42	0.50
3:C:172:VAL:HG23	3:C:196:SER:HB2	1.94	0.50
11:K:86:LEU:C	11:K:86:LEU:HD13	2.32	0.50
1:O:130:ARG:NH2	7:U:124:THR:HG22	2.15	0.50
1:O:141:HIS:HA	1:O:146:GLY:O	2.12	0.50
8:V:72:ARG:HG3	8:V:72:ARG:HH11	1.77	0.50
9:W:29:ASN:H	9:W:29:ASN:HD22	1.60	0.50
1:A:175:PHE:O	1:A:179:ARG:HG2	2.10	0.50
10:J:18:LYS:HG2	10:J:174:ILE:HG13	1.93	0.50
13:M:112:TYR:HE1	13:M:127:THR:HG22	1.77	0.50
3:Q:41:LYS:HD3	3:Q:161:SER:HA	1.93	0.50
5:S:149:LEU:HD12	5:S:159:GLU:HA	1.94	0.50
7:G:107:MET:HE3	7:G:112:LEU:HB2	1.94	0.50
11:Y:13:ILE:HD12	11:Y:152:LEU:HD23	1.93	0.50
11:Y:143:LYS:O	11:Y:146:LEU:HD13	2.12	0.50
7:G:184(G):GLU:HG2	7:G:188:LYS:HB3	1.94	0.49
5:S:77:SER:OG	5:S:137:LEU:HB2	2.12	0.49
7:U:151:THR:HG22	7:U:157:TYR:HB2	1.94	0.49
5:S:73:HIS:HE1	5:S:107:LEU:O	1.94	0.49
5:S:97:ASN:HD21	12:Z:60:ASN:HD21	1.59	0.49
3:C:182:PRO:O	3:C:184:ALA:N	2.45	0.49
4:D:75:GLY:HA3	4:D:221:PHE:CD2	2.48	0.49
4:D:227:GLU:OE2	4:D:227:GLU:N	2.42	0.49
1:O:197:LEU:CD2	1:O:210:ILE:HD12	2.42	0.49

Continued on next page...

Continued from previous page...

Atom-1	Atom-2	Interatomic distance (Å)	Clash overlap (Å)
8:V:172:ASN:HB3	8:V:192:LEU:O	2.12	0.49
2:B:185:LYS:HE2	2:B:187:ASP:OD1	2.12	0.49
3:C:35:THR:HB	3:C:51:GLU:HG3	1.94	0.49
11:Y:142:TYR:O	11:Y:143:LYS:HD2	2.13	0.49
8:V:8:PHE:HB3	8:V:151:ALA:HB2	1.94	0.49
4:D:53:ARG:O	4:D:53:ARG:HG2	2.12	0.49
9:I:178:ILE:HG23	9:I:184:VAL:HG22	1.95	0.49
3:C:41:LYS:HD3	3:C:161:SER:HA	1.95	0.49
5:E:77:SER:OG	5:E:137:LEU:HB2	2.13	0.49
8:H:172:ASN:HB3	8:H:192:LEU:O	2.13	0.49
5:S:180(C):PHE:HA	5:S:180(F):ILE:CG1	2.43	0.49
6:F:198:TYR:HE2	6:F:237:GLN:HE21	1.61	0.49
3:Q:125:GLN:NE2	16:Q:318:HOH:O	2.45	0.49
3:Q:149:TYR:CE1	3:Q:159:SER:HB3	2.47	0.49
6:T:198:TYR:HE2	6:T:237:GLN:HE21	1.60	0.49
7:U:236:ILE:HD12	7:U:236:ILE:C	2.33	0.49
9:W:113:PHE:HA	9:W:118:CYS:O	2.13	0.49
4:D:85:ALA:O	4:D:89:ILE:HG12	2.13	0.49
5:E:149:LEU:HD12	5:E:159:GLU:HA	1.94	0.49
12:L:82:ASN:C	12:L:82:ASN:HD22	2.15	0.49
13:M:112:TYR:CE1	13:M:127:THR:HG22	2.48	0.49
2:P:121:GLN:HG3	3:Q:83:ALA:HB1	1.95	0.49
6:T:186:ALA:O	6:T:190:VAL:HG23	2.13	0.49
11:Y:1:THR:HG23	11:Y:33:LYS:HZ3	1.78	0.49
2:B:81:LEU:HD23	2:B:133:GLY:HA3	1.94	0.48
3:C:227:GLU:N	3:C:227:GLU:OE1	2.46	0.48
5:E:73:HIS:HE1	5:E:107:LEU:O	1.96	0.48
12:L:28:ARG:NH1	12:L:190:ASP:OD1	2.38	0.48
12:L:39:ASN:HD21	12:L:201:GLY:HA2	1.78	0.48
3:Q:173:ARG:O	3:Q:177:GLU:HG3	2.13	0.48
4:D:243:ALA:O	4:D:244:GLU:CB	2.58	0.48
7:G:65:SER:HA	7:G:211:GLU:OE2	2.13	0.48
13:M:104:VAL:CG2	13:M:178:ILE:HG22	2.39	0.48
3:Q:49:GLY:HA2	3:Q:212:ILE:HD13	1.95	0.48
7:U:236:ILE:HD12	7:U:237:ALA:N	2.27	0.48
2:P:163:ILE:HG13	2:P:164:SER:N	2.29	0.48
6:T:36:THR:HB	6:T:168:GLY:H	1.79	0.48
1:A:141:HIS:HA	1:A:146:GLY:O	2.14	0.48
3:Q:226:SER:HB2	3:Q:227:GLU:OE1	2.14	0.48
4:R:170:GLU:N	4:R:170:GLU:OE1	2.46	0.48
10:X:18:LYS:HG2	10:X:174:ILE:HG13	1.94	0.48

Continued on next page...

Continued from previous page...

Atom-1	Atom-2	Interatomic distance (Å)	Clash overlap (Å)
10:X:44:SER:OG	10:X:100:LEU:HB2	2.12	0.48
2:B:87:ILE:O	2:B:91:THR:HG23	2.14	0.48
10:J:133:TYR:HD1	16:Y:422:HOH:O	1.94	0.48
10:J:168:MET:CE	10:X:168:MET:CE	2.92	0.48
4:R:227:GLU:OE2	4:R:227:GLU:N	2.43	0.48
6:T:176:LEU:HB3	7:U:58:LEU:CD2	2.43	0.48
5:E:111:ARG:HG2	5:E:111:ARG:NH1	2.29	0.48
6:F:95:GLU:HG3	6:F:115:ARG:HH11	1.77	0.48
8:H:105:ASP:HB2	8:H:105(A):PRO:CD	2.43	0.48
10:J:166:MET:HE2	10:J:168:MET:HB2	1.96	0.48
14:N:161:GLN:HE22	14:N:165:TRP:HE1	1.60	0.48
1:O:33:GLN:HE21	1:O:33:GLN:CA	2.22	0.48
6:T:35:THR:CG2	6:T:36:THR:N	2.76	0.48
8:V:105:ASP:HB2	8:V:105(A):PRO:CD	2.44	0.48
1:A:33:GLN:HE21	1:A:33:GLN:CA	2.22	0.48
2:B:67:LEU:HD22	2:B:211:GLU:HB3	1.94	0.48
5:S:64:GLN:NE2	5:S:82:ALA:HB2	2.29	0.48
5:S:207(C):VAL:CG1	5:S:207(D):ASP:N	2.76	0.48
7:U:72:ARG:HB2	7:U:72:ARG:NH1	2.28	0.48
7:U:186:TRP:O	7:U:190:VAL:HG23	2.13	0.48
1:A:232:ARG:HG3	1:A:232:ARG:NH1	2.29	0.48
4:D:117:CYS:HB3	4:D:155:GLY:O	2.14	0.48
1:O:205:GLU:OE2	1:O:205:GLU:HA	2.13	0.48
2:P:141:TYR:CE2	2:P:145:GLY:HA2	2.49	0.48
5:S:111:ARG:HG2	5:S:111:ARG:NH1	2.28	0.48
8:V:173:VAL:HB	8:V:192:LEU:HB2	1.96	0.48
10:X:123:PRO:HB2	10:X:124:TYR:CD1	2.48	0.48
7:G:220:LYS:HG2	7:G:221:PHE:N	2.28	0.48
2:P:216(A):LYS:O	2:P:216(B):GLY:C	2.52	0.48
4:R:40:ILE:CD1	4:R:193:VAL:HG23	2.42	0.48
5:S:15:PHE:HB2	6:T:23:GLN:NE2	2.28	0.48
9:W:178:ILE:HG23	9:W:184:VAL:HG22	1.94	0.48
5:E:207(C):VAL:CG1	5:E:207(D):ASP:N	2.77	0.48
7:G:236:ILE:HD12	7:G:237:ALA:N	2.29	0.48
2:P:81:LEU:HD23	2:P:133:GLY:HA3	1.95	0.48
7:U:203:THR:HG22	7:U:204:GLU:N	2.29	0.48
9:W:126:VAL:HG11	9:W:134:LEU:HB3	1.96	0.48
2:B:216(A):LYS:O	2:B:216(B):GLY:C	2.52	0.47
3:C:106:PRO:HG2	3:C:143:PRO:HG2	1.95	0.47
4:D:170:GLU:OE1	4:D:170:GLU:N	2.46	0.47
10:J:17:SER:HB2	10:J:170:PHE:HB2	1.96	0.47

Continued on next page...

Continued from previous page...

Atom-1	Atom-2	Interatomic distance (Å)	Clash overlap (Å)
13:M:70:ASN:ND2	13:M:71:ALA:HA	2.29	0.47
1:O:217(P):LYS:HE3	16:O:315:HOH:O	2.13	0.47
5:S:136:LEU:HB2	5:S:151:PHE:HB3	1.96	0.47
4:D:40:ILE:CD1	4:D:193:VAL:HG23	2.42	0.47
7:G:48:VAL:HG23	7:G:48:VAL:O	2.14	0.47
9:I:152:PHE:CE1	9:I:187:ARG:HD2	2.49	0.47
12:L:-9:GLN:HG2	13:M:-8:THR:HG21	1.96	0.47
1:O:86:ARG:NE	7:U:118:ASN:HD21	2.07	0.47
7:U:107:MET:CE	7:U:112:LEU:HD13	2.44	0.47
8:V:197:ARG:NH2	9:W:139:GLU:HG3	2.29	0.47
1:A:205:GLU:HA	1:A:205:GLU:OE2	2.13	0.47
3:C:226:SER:HB2	3:C:227:GLU:OE1	2.14	0.47
4:D:237:LEU:HD22	4:D:241:GLU:HG3	1.94	0.47
12:L:-9:GLN:HE21	13:M:-8:THR:HG21	1.79	0.47
1:O:212:LEU:HD22	1:O:224:LEU:HD12	1.95	0.47
7:U:220:LYS:HG2	7:U:221:PHE:N	2.29	0.47
3:C:149:TYR:CE1	3:C:159:SER:HB3	2.49	0.47
6:F:114:ASP:O	6:F:118:GLN:HG2	2.13	0.47
9:I:6:MET:HE3	9:I:155:ILE:HA	1.94	0.47
12:L:-6:PRO:O	13:M:91:ARG:NH1	2.39	0.47
4:R:53:ARG:O	4:R:53:ARG:HG2	2.15	0.47
11:Y:32:LYS:O	11:Y:45:MET:HE1	2.15	0.47
6:F:136:THR:O	6:F:150:MET:HA	2.15	0.47
8:H:210:THR:HG21	12:Z:149:GLN:HG2	1.96	0.47
14:N:49:ALA:CB	15:N:201:1Y9:H13	2.43	0.47
3:Q:33:ARG:NH1	3:Q:33:ARG:CB	2.77	0.47
5:S:73:HIS:CD2	5:S:73:HIS:H	2.33	0.47
5:S:207(B):THR:N	5:S:207(E):ASN:HD22	2.11	0.47
6:T:32:GLU:HB3	6:T:169:ARG:NH2	2.30	0.47
1:O:179:ARG:HH11	1:O:179:ARG:CB	2.23	0.47
2:P:67:LEU:HD22	2:P:211:GLU:HB3	1.96	0.47
3:Q:227:GLU:OE1	3:Q:227:GLU:N	2.47	0.47
4:R:123(G):GLU:HG2	4:R:125:GLU:H	1.80	0.47
4:R:237:LEU:HD22	4:R:241:GLU:HG3	1.96	0.47
1:A:67:VAL:HG11	1:A:213:ALA:HB3	1.95	0.47
8:H:72:ARG:HG3	8:H:72:ARG:HH11	1.78	0.47
5:S:35:SER:HB3	5:S:66:LYS:NZ	2.30	0.47
12:Z:185:HIS:CD2	12:Z:187:GLN:H	2.24	0.47
1:A:92:SER:OG	1:A:116:VAL:HG22	2.15	0.47
5:E:73:HIS:H	5:E:73:HIS:CD2	2.32	0.47
7:G:186:TRP:O	7:G:190:VAL:HG23	2.15	0.47

Continued on next page...

Continued from previous page...

Atom-1	Atom-2	Interatomic distance (Å)	Clash overlap (Å)
1:O:124:THR:HG22	2:P:130:ARG:NH2	2.15	0.47
2:P:235:LYS:N	2:P:235:LYS:HD3	2.29	0.47
4:R:90:GLU:OE2	11:Y:69:ARG:NH1	2.47	0.47
7:U:232:ARG:NE	7:U:232:ARG:HA	2.30	0.47
1:A:67:VAL:HG11	1:A:213:ALA:CB	2.45	0.47
2:B:190:ILE:HG23	2:B:212:PHE:CE2	2.49	0.47
3:C:49:GLY:HA2	3:C:212:ILE:HD13	1.96	0.47
7:G:203:THR:HG22	7:G:204:GLU:N	2.29	0.47
10:J:46:ALA:HA	16:J:221:HOH:O	2.14	0.47
14:N:8:PHE:HB2	14:N:146:MET:O	2.15	0.47
4:R:117:CYS:HB3	4:R:155:GLY:O	2.14	0.47
5:S:12:THR:CG2	5:S:124:THR:HA	2.38	0.47
7:U:75:GLY:HA3	7:U:221:PHE:CE2	2.50	0.47
9:W:143:GLU:CG	9:W:146:LEU:HD21	2.44	0.47
11:Y:4:LEU:C	11:Y:4:LEU:HD22	2.36	0.47
11:Y:49:ALA:HB2	15:Y:301:1Y9:C10	2.45	0.47
2:B:6:ARG:HB2	5:E:127:TYR:OH	2.15	0.47
2:B:112:LEU:HD23	2:B:112:LEU:C	2.35	0.47
5:E:64:GLN:NE2	5:E:82:ALA:HB2	2.30	0.47
7:G:96:ALA:HA	7:G:107:MET:CE	2.29	0.47
10:J:166:MET:HA	10:J:167:PRO:HD3	1.76	0.47
11:K:13:ILE:HD12	11:K:152:LEU:HD23	1.96	0.47
2:P:121:GLN:NE2	2:P:121:GLN:C	2.69	0.47
6:T:203:GLU:HG3	6:T:206:LYS:NZ	2.30	0.47
9:W:152:PHE:CE1	9:W:187:ARG:HD2	2.50	0.47
10:X:18:LYS:HD3	10:X:174:ILE:CG1	2.45	0.47
14:N:13:ILE:HD12	14:N:151:THR:CG2	2.45	0.46
2:P:190:ILE:HG23	2:P:212:PHE:CE2	2.49	0.46
6:T:114:ASP:O	6:T:118:GLN:HG2	2.15	0.46
7:U:105:TYR:OH	8:V:66:HIS:HE1	1.97	0.46
2:B:141:TYR:CE2	2:B:145:GLY:HA2	2.50	0.46
3:C:33:ARG:NH1	3:C:33:ARG:CB	2.79	0.46
9:I:113:PHE:HA	9:I:118:CYS:O	2.15	0.46
3:Q:163:GLN:NE2	3:Q:163:GLN:CA	2.79	0.46
5:E:136:LEU:HB2	5:E:151:PHE:HB3	1.96	0.46
6:F:36:THR:HB	6:F:168:GLY:H	1.79	0.46
6:F:203:GLU:HG3	6:F:206:LYS:NZ	2.30	0.46
7:G:151:THR:HG22	7:G:157:TYR:HB2	1.97	0.46
8:H:167:LEU:HD22	12:Z:186:ILE:O	2.15	0.46
10:J:152:LEU:HD13	10:J:193:GLN:HE22	1.81	0.46
12:L:186:ILE:O	8:V:167:LEU:HD22	2.15	0.46

Continued on next page...

Continued from previous page...

Atom-1	Atom-2	Interatomic distance (Å)	Clash overlap (Å)
13:M:104:VAL:HG23	13:M:178:ILE:CG2	2.42	0.46
6:T:175:GLU:OE1	6:T:199:LEU:HD23	2.16	0.46
2:B:146:TYR:OH	2:B:216(A):LYS:HB2	2.14	0.46
7:G:72:ARG:HB2	7:G:72:ARG:NH1	2.30	0.46
9:I:29:ASN:HD22	9:I:30:LYS:HG3	1.79	0.46
11:K:105(A):ARG:HG2	11:K:105(A):ARG:HH11	1.79	0.46
11:K:172:SER:CA	11:K:192:VAL:HG23	2.45	0.46
14:N:3:ILE:HB	14:N:44:CYS:HB3	1.96	0.46
1:O:232:ARG:HG3	1:O:232:ARG:NH1	2.29	0.46
5:S:190:ILE:O	5:S:194:VAL:HG23	2.16	0.46
2:B:136:PHE:O	2:B:150:THR:HA	2.16	0.46
2:B:163:ILE:HG13	2:B:164:SER:N	2.30	0.46
3:C:122:ARG:NH2	16:C:327:HOH:O	2.47	0.46
4:D:12:VAL:HG23	4:D:123(A):GLY:HA2	1.98	0.46
4:D:70:ILE:HD12	4:D:74:ILE:HG22	1.96	0.46
4:D:123(D):ALA:HA	5:E:129:GLY:CA	2.42	0.46
5:E:31:ILE:HD11	5:E:153:PRO:CG	2.46	0.46
5:E:35:SER:HB3	5:E:66:LYS:NZ	2.30	0.46
11:K:143:LYS:O	11:K:146:LEU:HD13	2.16	0.46
13:M:139:ARG:HH11	8:V:165:ASN:ND2	2.08	0.46
1:O:67:VAL:HG11	1:O:213:ALA:HB3	1.96	0.46
2:P:121:GLN:CG	3:Q:83:ALA:HB1	2.46	0.46
12:Z:80:ALA:HA	12:Z:115:PHE:HZ	1.80	0.46
12:Z:82:ASN:C	12:Z:82:ASN:ND2	2.67	0.46
2:B:149:TYR:CZ	3:C:62(A):ILE:HD12	2.50	0.46
4:D:205:GLU:OE2	4:D:205:GLU:CA	2.64	0.46
4:R:70:ILE:HD12	4:R:74:ILE:HG22	1.96	0.46
7:U:38:LEU:HD23	7:U:197:MET:HE3	1.98	0.46
7:U:82:ILE:N	7:U:83:PRO:HD2	2.31	0.46
7:U:217:LYS:HE3	7:U:217:LYS:CA	2.36	0.46
10:X:3:ILE:HG22	10:X:100:LEU:CD1	2.45	0.46
10:J:3:ILE:HG22	10:J:100:LEU:CD1	2.45	0.46
11:K:13:ILE:HG13	11:K:151:ALA:HB1	1.98	0.46
2:P:115:ARG:HG2	16:P:304:HOH:O	2.15	0.46
6:T:192:GLN:O	6:T:196:ILE:HG13	2.15	0.46
11:Y:172:SER:CA	11:Y:192:VAL:HG23	2.45	0.46
1:A:97:HIS:CD2	8:H:61:SER:OG	2.66	0.46
6:F:218(B):THR:O	6:F:218(C):ASN:HB2	2.16	0.46
8:H:173:VAL:HB	8:H:192:LEU:HB2	1.97	0.46
14:N:66:TYR:CD2	14:N:74:PRO:HB3	2.51	0.46
2:P:215:ILE:HG12	2:P:221:GLN:HG2	1.97	0.46

Continued on next page...

Continued from previous page...

Atom-1	Atom-2	Interatomic distance (Å)	Clash overlap (Å)
5:S:31:ILE:HD11	5:S:153:PRO:CG	2.46	0.46
1:A:62:GLU:CD	1:A:62:GLU:H	2.19	0.46
5:E:97:ASN:HD21	12:L:60:ASN:HD21	1.63	0.46
9:I:29:ASN:H	9:I:29:ASN:HD22	1.64	0.46
1:O:217(P):LYS:HB2	16:O:315:HOH:O	2.16	0.46
10:X:105(B):LYS:HB2	10:X:105(B):LYS:HZ3	1.80	0.46
10:X:148:THR:HG21	10:X:177:ILE:HD13	1.98	0.46
2:B:147:GLN:HG2	3:C:62(A):ILE:HG21	1.96	0.46
2:B:215:ILE:HG12	2:B:221:GLN:HG2	1.99	0.46
7:G:75:GLY:HA3	7:G:221:PHE:CE2	2.51	0.46
10:J:168:MET:HE3	10:X:168:MET:HE3	1.97	0.46
2:P:136:PHE:O	2:P:150:THR:HA	2.16	0.46
2:B:186:VAL:O	2:B:190:ILE:HG13	2.16	0.45
4:D:90:GLU:OE2	11:K:69:ARG:NH1	2.49	0.45
5:E:40:LEU:N	5:E:40:LEU:HD23	2.31	0.45
6:F:35:THR:CG2	6:F:36:THR:N	2.78	0.45
6:F:192:GLN:O	6:F:196:ILE:HG13	2.16	0.45
7:G:82:ILE:N	7:G:83:PRO:HD2	2.31	0.45
8:H:7:LYS:HG3	8:H:123:TYR:HA	1.98	0.45
8:H:196:VAL:HG23	16:H:324:HOH:O	2.15	0.45
11:K:200:LYS:HE3	11:K:206:PHE:O	2.17	0.45
7:U:203:THR:HG22	7:U:204:GLU:O	2.17	0.45
3:C:241:GLN:C	3:C:243:GLN:N	2.69	0.45
6:F:95:GLU:CG	6:F:115:ARG:HB3	2.32	0.45
6:F:109:ILE:HG21	6:F:147:HIS:HB2	1.98	0.45
9:I:143:GLU:CG	9:I:146:LEU:HD21	2.46	0.45
10:J:148:THR:HG21	10:J:177:ILE:HD13	1.98	0.45
12:L:154:THR:O	12:L:157:LYS:HB2	2.16	0.45
10:X:166:MET:HE2	10:X:168:MET:HB2	1.97	0.45
12:Z:210:LYS:HG3	16:Z:334:HOH:O	2.15	0.45
1:A:212:LEU:HD22	1:A:224:LEU:CD1	2.46	0.45
7:G:236:ILE:HD12	7:G:236:ILE:C	2.37	0.45
11:K:4:LEU:HD22	11:K:4:LEU:C	2.37	0.45
13:M:9:ASP:OD1	13:M:10:ASN:N	2.49	0.45
14:N:112:THR:CG2	14:N:120:HIS:HB2	2.46	0.45
2:P:101:LYS:HZ1	10:X:85:GLN:NE2	2.12	0.45
2:P:185:LYS:HD3	2:P:186:VAL:N	2.32	0.45
2:P:231:ASP:O	2:P:235:LYS:HG2	2.17	0.45
3:Q:241:GLN:C	3:Q:243:GLN:N	2.69	0.45
2:B:185:LYS:HD3	2:B:186:VAL:N	2.31	0.45
3:C:150:GLN:HG2	3:C:151:THR:N	2.32	0.45

Continued on next page...

Continued from previous page...

Atom-1	Atom-2	Interatomic distance (Å)	Clash overlap (Å)
5:E:190:ILE:O	5:E:194:VAL:HG23	2.16	0.45
9:I:55:LEU:HD23	9:I:55:LEU:HA	1.80	0.45
10:J:24:ILE:HG12	10:X:133:TYR:OH	2.16	0.45
1:O:62:GLU:H	1:O:62:GLU:CD	2.19	0.45
2:P:222:LYS:NZ	2:P:228:GLU:OE2	2.49	0.45
6:T:173:LYS:O	6:T:177:GLU:HG3	2.17	0.45
10:X:152:LEU:HD13	10:X:193:GLN:HE22	1.81	0.45
9:I:90:ARG:HD2	16:I:266:HOH:O	2.17	0.45
10:J:35:ARG:HA	10:J:35:ARG:HD3	1.83	0.45
11:K:6:PHE:HA	11:K:123:ASP:O	2.17	0.45
12:L:82:ASN:C	12:L:82:ASN:ND2	2.70	0.45
12:L:140:LEU:O	12:L:144:VAL:HB	2.16	0.45
2:P:146:TYR:OH	2:P:216(A):LYS:HB2	2.16	0.45
3:Q:106:PRO:HG2	3:Q:143:PRO:HG2	1.95	0.45
3:Q:158:SER:HB2	4:R:59:LEU:HD21	1.99	0.45
7:U:110:ASP:HB3	7:U:149:TYR:CZ	2.52	0.45
9:W:101:VAL:O	9:W:110:ILE:HA	2.17	0.45
10:X:3:ILE:N	16:X:247:HOH:O	2.44	0.45
1:A:217(G):LEU:HD13	1:A:218:GLY:HA2	1.99	0.45
2:B:235:LYS:HD3	2:B:235:LYS:N	2.31	0.45
3:C:174:GLU:O	3:C:178:LYS:HD2	2.17	0.45
7:G:38:LEU:HD23	7:G:197:MET:HE3	1.98	0.45
4:R:86:ARG:HA	4:R:86:ARG:HD3	1.82	0.45
6:F:173:LYS:O	6:F:177:GLU:HG3	2.17	0.45
7:G:110:ASP:HB3	7:G:149:TYR:CZ	2.51	0.45
7:G:232:ARG:HA	7:G:232:ARG:NE	2.32	0.45
9:I:101:VAL:O	9:I:110:ILE:HA	2.16	0.45
14:N:36:ARG:HH21	14:N:60:GLN:HE21	1.65	0.45
1:O:60:MET:HE1	16:U:318:HOH:O	2.16	0.45
3:Q:136:THR:O	3:Q:150:GLN:HA	2.16	0.45
4:R:161:ASN:HB3	4:R:180:TRP:CE2	2.52	0.45
5:S:226:GLY:O	5:S:229:VAL:HG22	2.17	0.45
12:Z:39:ASN:ND2	16:Z:326:HOH:O	2.49	0.45
12:Z:154:THR:O	12:Z:157:LYS:HB2	2.17	0.45
3:C:163:GLN:HE22	3:C:173:ARG:HE	1.65	0.45
4:D:123(G):GLU:HG2	4:D:125:GLU:H	1.82	0.45
6:F:157:TYR:C	6:F:157:TYR:CD1	2.90	0.45
10:J:35:ARG:NH2	16:J:239:HOH:O	2.50	0.45
10:J:105(C):LYS:NZ	16:J:248:HOH:O	2.49	0.45
12:L:90:LYS:HD3	12:L:95:TYR:CZ	2.52	0.45
4:R:46:VAL:HG11	4:R:139:ALA:HB1	1.99	0.45

Continued on next page...

Continued from previous page...

Atom-1	Atom-2	Interatomic distance (Å)	Clash overlap (Å)
7:U:48:VAL:CG1	7:U:139:VAL:HG11	2.47	0.45
5:E:100:SER:O	5:E:104:ASN:HA	2.17	0.45
13:M:7:LYS:HB3	13:M:12:VAL:HG12	1.98	0.45
6:T:157:TYR:CD1	6:T:157:TYR:C	2.90	0.45
11:Y:6:PHE:HA	11:Y:123:ASP:O	2.17	0.45
1:A:179:ARG:HH11	1:A:179:ARG:CB	2.22	0.45
2:B:121:GLN:NE2	2:B:121:GLN:C	2.70	0.45
2:B:218(C):ASP:OD2	2:B:219:GLU:HB3	2.16	0.45
5:E:226:GLY:O	5:E:229:VAL:HG22	2.17	0.45
2:P:39:GLY:O	2:P:162:ALA:HA	2.17	0.45
5:S:179:THR:O	5:S:179:THR:HG22	2.16	0.45
6:T:187:ARG:NH1	6:T:228:LEU:HD13	2.32	0.45
9:W:48:LEU:HG	9:W:50:THR:HG22	1.99	0.45
4:D:186:LEU:O	4:D:190:GLU:HG3	2.16	0.44
10:J:18:LYS:HD3	10:J:174:ILE:CG1	2.47	0.44
12:L:90:LYS:HD3	12:L:95:TYR:CE1	2.52	0.44
2:P:224:PHE:N	2:P:224:PHE:CD2	2.85	0.44
3:Q:33:ARG:O	3:Q:33:ARG:HG2	2.16	0.44
5:S:207(C):VAL:HA	5:S:233:ILE:HD11	1.99	0.44
10:X:25:SER:HB2	11:Y:131:GLN:NE2	2.32	0.44
12:Z:90:LYS:HD3	12:Z:95:TYR:CZ	2.52	0.44
4:D:46:VAL:HG11	4:D:139:ALA:HB1	1.99	0.44
5:E:38:VAL:HG12	5:E:39:GLY:N	2.32	0.44
6:F:176:LEU:HB3	7:G:58:LEU:HD21	1.99	0.44
1:O:26:TYR:CD1	7:U:17:PRO:HA	2.52	0.44
1:O:58:LEU:HB3	7:U:162:ALA:O	2.17	0.44
6:T:109:ILE:HG21	6:T:147:HIS:HB2	1.99	0.44
8:V:7:LYS:HG3	8:V:123:TYR:HA	1.99	0.44
12:Z:139:PHE:CE1	12:Z:143:GLN:HG3	2.52	0.44
2:B:122:GLY:C	2:B:124:THR:H	2.19	0.44
2:B:143:ASP:OD2	10:J:105(B):LYS:HE2	2.18	0.44
5:E:179:THR:HG22	5:E:179:THR:O	2.17	0.44
5:E:180(C):PHE:HA	5:E:180(F):ILE:CG1	2.44	0.44
5:E:207(B):THR:N	5:E:207(E):ASN:HD22	2.10	0.44
6:F:175:GLU:OE1	6:F:199:LEU:HD23	2.17	0.44
6:F:216:SER:HB3	6:F:218(A):GLU:HB2	2.00	0.44
8:H:144:GLN:O	8:H:145:ASP:HB2	2.17	0.44
8:H:200:LYS:HE3	9:I:140:SER:O	2.17	0.44
11:K:143:LYS:HB2	11:K:146:LEU:HD13	1.99	0.44
3:Q:168:ASN:CB	3:Q:200:VAL:HG11	2.47	0.44
6:T:216:SER:HB3	6:T:218(A):GLU:HB2	1.99	0.44

Continued on next page...

Continued from previous page...

Atom-1	Atom-2	Interatomic distance (Å)	Clash overlap (Å)
7:U:48:VAL:HG23	7:U:48:VAL:O	2.16	0.44
3:C:163:GLN:NE2	3:C:163:GLN:CA	2.79	0.44
5:S:140:GLY:HA2	5:S:215:VAL:HG11	1.98	0.44
6:T:192:GLN:NE2	6:T:195:LYS:HE3	2.32	0.44
12:Z:5:ILE:HG12	12:Z:126:CYS:HB2	1.99	0.44
12:Z:167:VAL:O	12:Z:171:ILE:HG13	2.18	0.44
2:B:160:TRP:CD2	2:B:163:ILE:HD13	2.52	0.44
12:L:185:HIS:CD2	12:L:187:GLN:H	2.27	0.44
4:R:194:LEU:HD12	4:R:194:LEU:HA	1.83	0.44
5:S:86:ARG:HG3	5:S:86:ARG:NH1	2.32	0.44
6:T:95:GLU:HG2	6:T:115:ARG:CB	2.34	0.44
8:V:105:ASP:O	8:V:106:THR:N	2.51	0.44
12:Z:90:LYS:HD3	12:Z:95:TYR:CE1	2.52	0.44
10:J:133:TYR:OH	10:X:24:ILE:HG12	2.17	0.44
12:L:80:ALA:HA	12:L:115:PHE:HZ	1.82	0.44
3:Q:224:LEU:HD12	3:Q:224:LEU:N	2.33	0.44
5:S:207(C):VAL:HG13	5:S:207(D):ASP:N	2.31	0.44
11:Y:105(A):ARG:HH11	11:Y:105(A):ARG:HG2	1.81	0.44
2:B:124:THR:HG22	3:C:130:ARG:NH2	2.15	0.44
4:D:86:ARG:HA	4:D:86:ARG:HD3	1.83	0.44
7:G:48:VAL:CG1	7:G:139:VAL:HG11	2.47	0.44
9:I:126:VAL:HG11	9:I:134:LEU:HB3	1.99	0.44
12:L:93:PHE:N	12:L:94:PRO:CD	2.81	0.44
5:S:40:LEU:N	5:S:40:LEU:HD23	2.32	0.44
5:S:180(F):ILE:HG22	5:S:180(F):ILE:O	2.18	0.44
8:V:67:SER:HB2	8:V:74:PRO:HG3	2.00	0.44
2:B:150:THR:O	2:B:157:TYR:HA	2.17	0.44
5:E:86:ARG:HG3	5:E:86:ARG:NH1	2.33	0.44
5:E:207(C):VAL:HG13	5:E:207(D):ASP:N	2.31	0.44
12:L:139:PHE:CE1	12:L:143:GLN:HG3	2.52	0.44
2:P:112:LEU:C	2:P:112:LEU:HD23	2.38	0.44
3:Q:112:LEU:O	3:Q:112:LEU:HD13	2.18	0.44
4:R:185:THR:HG23	4:R:188:GLU:OE1	2.17	0.44
5:S:180(C):PHE:HA	5:S:180(F):ILE:CD1	2.48	0.44
6:T:187:ARG:HH12	6:T:228:LEU:HD13	1.83	0.44
10:X:17:SER:HB2	10:X:170:PHE:HB2	1.98	0.44
12:Z:39:ASN:HD21	12:Z:201:GLY:HA2	1.82	0.44
12:Z:140:LEU:O	12:Z:144:VAL:HB	2.18	0.44
5:E:12:THR:CG2	5:E:124:THR:HA	2.38	0.44
7:G:192:PHE:CD1	7:G:192:PHE:C	2.90	0.44
12:L:14:ALA:HB1	12:L:192:LEU:HD11	2.00	0.44

Continued on next page...

Continued from previous page...

Atom-1	Atom-2	Interatomic distance (Å)	Clash overlap (Å)
13:M:80:PHE:CE1	13:M:111:ARG:HD3	2.53	0.44
1:O:67:VAL:HG11	1:O:213:ALA:CB	2.47	0.44
2:P:122:GLY:C	2:P:124:THR:H	2.21	0.44
2:P:143:ASP:OD2	10:X:105(B):LYS:HE2	2.18	0.44
12:Z:14:ALA:HB1	12:Z:192:LEU:HD11	1.99	0.44
3:C:136:THR:O	3:C:150:GLN:HA	2.17	0.43
10:J:2:ILE:HB	10:J:17:SER:HB3	1.99	0.43
2:P:218(C):ASP:OD2	2:P:219:GLU:HB3	2.18	0.43
1:A:198:LYS:HE3	1:A:236:LEU:HD11	1.99	0.43
3:C:168:ASN:CB	3:C:200:VAL:HG11	2.48	0.43
4:D:14:THR:HG23	5:E:23:GLN:NE2	2.33	0.43
7:G:38:LEU:C	7:G:38:LEU:HD12	2.39	0.43
7:G:140:SER:HA	7:G:215:ALA:HB1	1.98	0.43
6:T:204:ASP:OD1	6:T:204:ASP:N	2.51	0.43
7:U:87:ASN:C	7:U:87:ASN:HD22	2.21	0.43
7:U:140:SER:HA	7:U:215:ALA:HB1	1.99	0.43
7:U:192:PHE:CD1	7:U:192:PHE:C	2.90	0.43
9:W:36:HIS:HB3	9:W:42:PHE:CD2	2.53	0.43
9:W:55:LEU:HD23	9:W:55:LEU:HA	1.82	0.43
2:B:121:GLN:CG	3:C:83:ALA:HB1	2.48	0.43
3:C:33:ARG:O	3:C:33:ARG:HG2	2.16	0.43
4:D:122:ARG:HH11	4:D:122:ARG:HG2	1.83	0.43
5:E:207(C):VAL:HA	5:E:233:ILE:HD11	2.00	0.43
7:G:110:ASP:HB3	7:G:149:TYR:CE2	2.53	0.43
7:G:179(C):LYS:HE3	7:G:179(C):LYS:HB2	1.72	0.43
7:G:184(G):GLU:CG	7:G:188:LYS:CB	2.94	0.43
2:P:150:THR:O	2:P:157:TYR:HA	2.18	0.43
3:Q:24:VAL:O	3:Q:27:ALA:HB3	2.18	0.43
3:Q:40:VAL:HG22	3:Q:193:THR:OG1	2.18	0.43
3:Q:161:SER:HB3	3:Q:180:TYR:CE1	2.53	0.43
6:T:171:SER:O	6:T:174:ALA:HB3	2.19	0.43
2:B:46:ILE:HD11	2:B:146:TYR:HB3	2.00	0.43
2:B:222:LYS:NZ	2:B:228:GLU:OE2	2.50	0.43
3:C:227:GLU:O	3:C:231:GLN:HG3	2.18	0.43
5:E:138:ILE:HD12	5:E:138:ILE:N	2.33	0.43
8:H:207:PRO:HG2	8:H:210:THR:OG1	2.19	0.43
2:P:186:VAL:O	2:P:190:ILE:HG13	2.18	0.43
6:T:38:ILE:HG12	6:T:197:ILE:HD11	2.00	0.43
6:T:136:THR:O	6:T:150:MET:HA	2.17	0.43
6:T:218(B):THR:O	6:T:218(C):ASN:HB2	2.17	0.43
7:U:29:LYS:HA	7:U:29:LYS:HD2	1.85	0.43

Continued on next page...

Continued from previous page...

Atom-1	Atom-2	Interatomic distance (Å)	Clash overlap (Å)
4:D:185:THR:HG23	4:D:188:GLU:OE1	2.18	0.43
11:K:105(A):ARG:HD3	11:K:180:GLU:OE1	2.18	0.43
12:L:160:LYS:HG3	12:L:161:PRO:HD2	2.00	0.43
13:M:113:VAL:HA	13:M:118:VAL:O	2.19	0.43
4:R:160:TYR:CE2	5:S:59:SER:HB3	2.53	0.43
7:U:119:LEU:HD12	7:U:119:LEU:HA	1.88	0.43
6:F:103:TYR:O	6:F:104:LYS:HB3	2.19	0.43
6:F:158:TRP:CZ3	7:G:64:VAL:HA	2.54	0.43
9:I:36:HIS:HB3	9:I:42:PHE:CD2	2.54	0.43
10:J:126:ALA:HB1	10:J:130:SER:HB2	2.01	0.43
11:K:142:TYR:C	11:K:143:LYS:HD2	2.39	0.43
12:L:5:ILE:HG12	12:L:126:CYS:HB2	2.01	0.43
14:N:104:TYR:OH	14:N:180:ALA:HB2	2.19	0.43
1:O:118:LYS:HE2	1:O:122:GLU:OE1	2.19	0.43
1:O:212:LEU:HD22	1:O:224:LEU:CD1	2.48	0.43
3:Q:177:GLU:OE2	4:R:57:PRO:HD2	2.19	0.43
3:Q:215:VAL:HG13	3:Q:215:VAL:O	2.19	0.43
6:T:103:TYR:O	6:T:104:LYS:HB3	2.18	0.43
10:X:90(B):ARG:HG2	10:X:90(B):ARG:HH11	1.84	0.43
11:Y:13:ILE:HG13	11:Y:151:ALA:HB1	2.00	0.43
1:A:217(G):LEU:HG	1:A:217(I):TYR:CE1	2.54	0.43
3:C:224:LEU:HD12	3:C:224:LEU:N	2.34	0.43
3:C:227:GLU:H	3:C:227:GLU:CD	2.22	0.43
4:D:105:GLU:OE1	12:L:65:TYR:OH	2.29	0.43
11:K:105(A):ARG:HG2	11:K:105(A):ARG:NH1	2.34	0.43
14:N:48:SER:HB3	14:N:51:ASP:HB2	2.00	0.43
1:O:39:GLY:HA2	1:O:47:VAL:O	2.18	0.43
3:Q:31:VAL:CG1	3:Q:135:SER:HB2	2.48	0.43
4:R:12:VAL:HG23	4:R:123(A):GLY:HA2	2.00	0.43
4:R:81:LEU:HD12	4:R:133:GLY:HA3	2.01	0.43
6:T:70:VAL:HG11	6:T:112:PHE:CE1	2.54	0.43
7:U:107:MET:HE3	7:U:112:LEU:HD13	2.00	0.43
1:A:184:LEU:HD23	1:A:184:LEU:C	4.00	0.43
4:D:161:ASN:HB3	4:D:180:TRP:CE2	2.53	0.43
9:I:28:SER:CB	10:J:120:VAL:HG21	2.48	0.43
13:M:184:LEU:HD23	13:M:184:LEU:C	2.38	0.43
14:N:13:ILE:HD12	14:N:151:THR:HG22	2.00	0.43
2:P:77:ALA:HB3	2:P:137:ILE:HB	1.99	0.43
3:Q:76:LEU:C	3:Q:76:LEU:HD23	2.38	0.43
6:T:12:ASN:HB2	16:T:301:HOH:O	2.17	0.43
7:U:8:TYR:C	7:U:10:ARG:H	2.22	0.43

Continued on next page...

Continued from previous page...

Atom-1	Atom-2	Interatomic distance (Å)	Clash overlap (Å)
12:Z:116:ASP:HB3	12:Z:120:SER:H	1.83	0.43
1:A:39:GLY:HA2	1:A:47:VAL:O	2.19	0.43
1:A:118:LYS:HE2	1:A:122:GLU:OE1	2.19	0.43
5:E:180(C):PHE:HA	5:E:180(F):ILE:CD1	2.49	0.43
8:H:105:ASP:O	8:H:106:THR:N	2.51	0.43
11:K:40:PHE:CD1	11:K:73:ARG:CZ	3.02	0.43
4:R:75:GLY:HA3	4:R:221:PHE:CE2	2.53	0.43
11:K:43:GLY:HA2	11:K:100:MET:O	2.19	0.43
12:L:167:VAL:O	12:L:171:ILE:HG13	2.18	0.43
13:M:5:SER:HB3	13:M:14:ILE:HG13	2.00	0.43
13:M:179:ASP:HB3	13:M:181(A):THR:OG1	2.19	0.43
1:O:92:SER:OG	1:O:116:VAL:HG22	2.18	0.43
4:R:105:GLU:OE1	12:Z:65:TYR:OH	2.30	0.43
9:W:14:ILE:HG23	9:W:34:ILE:HD13	2.00	0.43
11:Y:40:PHE:CD1	11:Y:73:ARG:CZ	3.02	0.43
8:H:3:ILE:O	8:H:126:SER:HA	2.19	0.42
2:P:27:ALA:O	2:P:30:SER:HB3	2.18	0.42
7:U:79:ASN:HA	16:U:312:HOH:O	2.19	0.42
7:U:110:ASP:HB3	7:U:149:TYR:CE2	2.54	0.42
8:V:63:ILE:HG23	8:V:74:PRO:HB3	2.01	0.42
10:X:126:ALA:HB1	10:X:130:SER:HB2	2.00	0.42
2:B:224:PHE:N	2:B:224:PHE:CD2	2.85	0.42
6:F:187:ARG:NH1	6:F:228:LEU:HD13	2.33	0.42
9:I:6:MET:HE1	9:I:155:ILE:HA	2.00	0.42
10:J:52:THR:CG2	10:J:53:VAL:H	2.32	0.42
1:O:33:GLN:CA	1:O:33:GLN:NE2	2.82	0.42
3:Q:227:GLU:O	3:Q:231:GLN:HG3	2.19	0.42
5:S:38:VAL:HG12	5:S:39:GLY:N	2.33	0.42
8:V:197:ARG:HH21	9:W:139:GLU:HG3	1.83	0.42
9:W:29:ASN:HD22	9:W:30:LYS:HG3	1.84	0.42
3:C:186:VAL:HG21	3:C:216:LYS:HE2	2.00	0.42
5:E:140:GLY:HA2	5:E:215:VAL:HG11	2.01	0.42
5:E:160:LEU:CD2	6:F:59:LEU:HD12	2.49	0.42
6:F:72:ARG:HD2	13:M:64:THR:OG1	2.19	0.42
8:H:34:LEU:HB2	16:H:325:HOH:O	2.19	0.42
11:K:77:ALA:HA	11:K:111:TYR:CE2	2.54	0.42
5:S:100:SER:O	5:S:104:ASN:HA	2.19	0.42
5:S:207(C):VAL:HG22	5:S:226:GLY:C	2.40	0.42
8:V:144:GLN:O	8:V:145:ASP:HB2	2.19	0.42
11:Y:105(A):ARG:HD3	11:Y:180:GLU:OE1	2.20	0.42
2:B:77:ALA:HB3	2:B:137:ILE:HB	2.00	0.42

Continued on next page...

Continued from previous page...

Atom-1	Atom-2	Interatomic distance (Å)	Clash overlap (Å)
13:M:27:ARG:HD3	13:M:28:PHE:CZ	2.55	0.42
6:T:192:GLN:NE2	6:T:195:LYS:CE	2.82	0.42
7:U:87:ASN:C	7:U:87:ASN:ND2	2.73	0.42
11:Y:25:TRP:CH2	12:Z:134:SER:HA	2.54	0.42
3:C:173:ARG:O	3:C:177:GLU:HG3	2.19	0.42
6:F:187:ARG:HH11	6:F:187:ARG:CG	2.32	0.42
11:K:49:ALA:HB2	15:K:301:1Y9:C10	2.46	0.42
13:M:150:VAL:HG21	16:M:360:HOH:O	2.20	0.42
14:N:8:PHE:CE1	14:N:10:ASP:HB2	2.54	0.42
2:P:97:GLN:NE2	9:W:64:ASN:HD22	2.18	0.42
3:Q:174:GLU:O	3:Q:178:LYS:HD2	2.18	0.42
4:R:122:ARG:HG2	4:R:122:ARG:HH11	1.85	0.42
12:Z:10:PHE:CE1	12:Z:167:VAL:HA	2.54	0.42
5:E:90:ASN:O	5:E:94:GLN:HG3	2.19	0.42
6:F:38:ILE:HG12	6:F:197:ILE:HD11	2.01	0.42
6:F:187:ARG:HH12	6:F:228:LEU:HD13	1.85	0.42
6:F:192:GLN:NE2	6:F:195:LYS:HE3	2.35	0.42
6:F:203:GLU:HA	6:F:203:GLU:OE1	2.19	0.42
8:H:153:LYS:HD2	16:H:328:HOH:O	2.19	0.42
8:H:196:VAL:HA	16:H:344:HOH:O	2.19	0.42
12:L:4:GLY:O	12:L:126:CYS:HA	2.19	0.42
13:M:49:ILE:O	13:M:53:GLN:HG3	2.19	0.42
13:M:112:TYR:O	13:M:119:THR:HA	2.20	0.42
1:O:108:PRO:CG	1:O:111:LEU:HD12	2.50	0.42
3:Q:186:VAL:HG21	3:Q:216:LYS:HE2	2.01	0.42
3:Q:241:GLN:O	3:Q:243:GLN:N	2.48	0.42
10:X:2:ILE:HB	10:X:17:SER:HB3	2.01	0.42
12:Z:4:GLY:O	12:Z:126:CYS:HA	2.20	0.42
1:A:52:LYS:HG3	1:A:211:GLU:HB2	2.01	0.42
6:F:172:ALA:O	6:F:176:LEU:HD23	2.19	0.42
6:F:172:ALA:O	6:F:176:LEU:CD2	2.68	0.42
8:H:84:LYS:HG3	8:H:85:GLN:N	2.34	0.42
10:J:140:HIS:CE1	11:Y:203:GLU:OE2	2.73	0.42
11:K:17:ASP:OD2	11:K:33:LYS:NZ	2.49	0.42
12:L:16:ASP:HA	12:L:191:GLY:O	2.19	0.42
1:O:6:ASP:OD2	1:O:8:TYR:HB2	2.19	0.42
1:O:198:LYS:HE3	1:O:236:LEU:HD11	2.02	0.42
8:V:200:LYS:HE3	9:W:140:SER:O	2.19	0.42
1:A:6:ASP:OD2	1:A:8:TYR:HB2	2.19	0.42
1:A:86:ARG:NE	7:G:118:ASN:HD21	2.11	0.42
1:A:111:LEU:O	1:A:114:SER:HB3	2.20	0.42

Continued on next page...

Continued from previous page...

Atom-1	Atom-2	Interatomic distance (Å)	Clash overlap (Å)
3:C:112:LEU:HD13	3:C:112:LEU:O	2.19	0.42
3:C:161:SER:HB3	3:C:180:TYR:CE1	2.54	0.42
6:F:32:GLU:HB3	6:F:169:ARG:NH2	2.35	0.42
6:F:51:GLU:OE1	6:F:53:LEU:HD21	2.19	0.42
3:Q:99:HIS:CG	3:Q:107:VAL:HG12	2.55	0.42
4:R:160:TYR:HA	5:S:58:LEU:O	2.20	0.42
5:S:97:ASN:ND2	12:Z:60:ASN:HD21	2.16	0.42
10:X:13:ILE:HD13	10:X:152:LEU:HD23	2.01	0.42
2:B:71:ASN:CG	2:B:72:ASP:H	2.23	0.42
4:D:81:LEU:HD12	4:D:133:GLY:HA3	2.02	0.42
8:H:63:ILE:HG23	8:H:74:PRO:HB3	2.01	0.42
10:J:-1:MET:CG	10:J:1:ASP:H	2.31	0.42
12:L:104:LEU:HA	12:L:109:LYS:O	2.19	0.42
14:N:163:ILE:HG23	14:N:170:GLY:HA2	2.02	0.42
14:N:176:VAL:HG12	14:N:178:LEU:HD13	2.01	0.42
3:Q:125:GLN:HG3	3:Q:125:GLN:O	2.20	0.42
3:Q:227:GLU:H	3:Q:227:GLU:CD	2.22	0.42
4:R:179:GLU:HB3	4:R:192:LEU:HD21	2.02	0.42
5:S:183:ASP:O	5:S:185:ASN:N	2.53	0.42
10:X:38:SER:HA	16:X:224:HOH:O	2.18	0.42
11:Y:20:ALA:HB2	11:Y:31:VAL:HG21	2.00	0.42
1:A:33:GLN:CA	1:A:33:GLN:NE2	2.83	0.42
2:B:39:GLY:O	2:B:162:ALA:HA	2.20	0.42
2:B:121:GLN:HG3	3:C:83:ALA:HB1	2.01	0.42
2:B:141:TYR:CD1	2:B:141:TYR:C	2.94	0.42
3:C:24:VAL:O	3:C:27:ALA:HB3	2.19	0.42
3:C:190:VAL:O	3:C:194:VAL:HG23	2.20	0.42
4:D:79:SER:HA	16:D:305:HOH:O	2.18	0.42
5:E:85:ALA:HB2	5:E:134:VAL:HG21	2.02	0.42
8:H:5:GLY:O	8:H:124:TYR:HA	2.20	0.42
11:K:52:CYS:O	11:K:56:GLU:HB2	2.20	0.42
3:Q:150:GLN:HG2	3:Q:151:THR:N	2.34	0.42
4:R:67:ILE:HG22	4:R:221:PHE:HZ	1.85	0.42
5:S:90:ASN:O	5:S:94:GLN:HG3	2.20	0.42
11:Y:105(A):ARG:HG2	11:Y:105(A):ARG:NH1	2.35	0.42
11:Y:200:LYS:HE3	11:Y:206:PHE:O	2.20	0.42
9:I:48:LEU:HG	9:I:50:THR:HG22	2.01	0.41
11:K:38:ASN:C	11:K:38:ASN:OD1	2.57	0.41
2:P:186:VAL:HG21	2:P:216:ARG:HD3	2.01	0.41
3:Q:185:THR:HG22	3:Q:186:VAL:N	2.35	0.41
6:T:51:GLU:OE1	6:T:53:LEU:HD21	2.20	0.41

Continued on next page...

Continued from previous page...

Atom-1	Atom-2	Interatomic distance (Å)	Clash overlap (Å)
9:W:93:GLY:N	9:W:94:PRO:CD	2.83	0.41
3:C:99:HIS:CG	3:C:107:VAL:HG12	2.55	0.41
4:D:75:GLY:HA3	4:D:221:PHE:CE2	2.55	0.41
4:D:147:GLN:HA	16:D:324:HOH:O	2.19	0.41
5:E:160:LEU:HD23	6:F:59:LEU:HA	2.02	0.41
7:G:107:MET:CE	7:G:112:LEU:HD13	2.49	0.41
10:J:12:VAL:CG2	10:J:108:PRO:HB2	2.51	0.41
10:J:90(B):ARG:HG2	10:J:90(B):ARG:HH11	1.85	0.41
10:J:168:MET:HE3	10:X:168:MET:CE	2.51	0.41
1:O:111:LEU:O	1:O:114:SER:HB3	2.21	0.41
2:P:126:HIS:CB	3:Q:129:VAL:HG12	2.47	0.41
3:Q:33:ARG:HH11	3:Q:33:ARG:HB3	1.85	0.41
4:R:156:THR:HG22	5:S:82:ALA:HB3	2.02	0.41
6:T:192:GLN:HE21	6:T:195:LYS:CE	2.32	0.41
8:V:116:HIS:HB2	16:V:344:HOH:O	2.20	0.41
9:W:107:LYS:HA	9:W:108:PRO:HD3	1.94	0.41
3:C:31:VAL:CG1	3:C:135:SER:HB2	2.49	0.41
3:C:125:GLN:O	3:C:125:GLN:HG3	2.21	0.41
5:E:207(C):VAL:HG22	5:E:226:GLY:C	2.40	0.41
7:G:203:THR:HG22	7:G:204:GLU:O	2.21	0.41
9:I:114:ASP:HB2	16:I:252:HOH:O	2.19	0.41
13:M:55:ILE:HD13	13:M:99:ILE:HD11	2.03	0.41
1:O:27:ALA:O	1:O:31:VAL:HG23	2.19	0.41
1:O:180:TRP:HA	1:O:184:LEU:HD11	2.02	0.41
3:Q:163:GLN:HE22	3:Q:173:ARG:HE	1.67	0.41
8:V:3:ILE:O	8:V:126:SER:HA	2.21	0.41
9:W:61:TYR:CD1	9:W:61:TYR:C	2.94	0.41
10:X:20:VAL:HA	16:X:232:HOH:O	2.19	0.41
12:Z:115:PHE:CD2	12:Z:121:TYR:HB3	2.55	0.41
2:B:229:ILE:O	2:B:233:LEU:HB2	2.21	0.41
2:B:231:ASP:O	2:B:235:LYS:HG2	2.20	0.41
3:C:76:LEU:HD23	3:C:76:LEU:C	2.40	0.41
4:D:20:ARG:HD3	4:D:25:GLU:OE2	2.19	0.41
5:E:207(B):THR:H	5:E:207(E):ASN:HB3	1.86	0.41
9:I:22:SER:O	9:I:23:GLN:HB2	2.20	0.41
10:J:143:ARG:HA	10:J:144:PRO:HD3	1.95	0.41
11:K:20:ALA:HB2	11:K:31:VAL:HG21	2.01	0.41
14:N:92:ASP:HB2	16:N:309:HOH:O	2.20	0.41
5:S:139:ILE:HA	5:S:147:HIS:O	2.20	0.41
5:S:207(B):THR:H	5:S:207(E):ASN:HB3	1.84	0.41
9:W:22:SER:O	9:W:23:GLN:HB2	2.21	0.41

Continued on next page...

Continued from previous page...

Atom-1	Atom-2	Interatomic distance (Å)	Clash overlap (Å)
11:Y:77:ALA:HA	11:Y:111:TYR:CE2	2.56	0.41
1:A:39:GLY:O	1:A:162:ALA:HA	2.21	0.41
2:B:191:GLU:HG3	2:B:236:THR:HG22	2.02	0.41
5:E:103:PHE:CE2	13:M:62:LEU:HD21	2.56	0.41
6:F:204:ASP:OD1	6:F:204:ASP:N	2.53	0.41
6:F:214:TRP:CH2	6:F:218(A):GLU:HB3	2.55	0.41
7:G:87:ASN:C	7:G:87:ASN:HD22	2.23	0.41
7:G:165:THR:HG23	16:G:335:HOH:O	2.21	0.41
2:P:46:ILE:HD11	2:P:146:TYR:HB3	2.01	0.41
5:S:138:ILE:N	5:S:138:ILE:HD12	2.35	0.41
8:V:148:LYS:O	8:V:152:ILE:HG13	2.21	0.41
11:Y:143:LYS:HB2	11:Y:146:LEU:HD13	2.02	0.41
12:Z:75:SER:HB2	12:Z:77:ASN:OD1	2.20	0.41
1:A:58:LEU:HD12	7:G:173:THR:HG23	2.03	0.41
2:B:238:ILE:HG22	2:B:238:ILE:O	2.20	0.41
5:E:103:PHE:O	13:M:78:TYR:HA	2.21	0.41
12:L:5:ILE:HG12	12:L:126:CYS:CB	2.50	0.41
1:O:86:ARG:NE	7:U:118:ASN:ND2	2.62	0.41
1:O:217(G):LEU:HD13	1:O:218:GLY:HA2	2.02	0.41
3:Q:190:VAL:O	3:Q:194:VAL:HG23	2.21	0.41
9:W:183:GLU:HA	16:W:243:HOH:O	2.21	0.41
10:X:25:SER:HB2	11:Y:131:GLN:HE22	1.86	0.41
11:Y:17:ASP:OD2	11:Y:33:LYS:NZ	2.49	0.41
11:Y:38:ASN:OD1	11:Y:38:ASN:C	2.58	0.41
11:Y:142:TYR:C	11:Y:143:LYS:HD2	2.40	0.41
12:Z:5:ILE:HG12	12:Z:126:CYS:CB	2.50	0.41
1:A:108:PRO:CG	1:A:111:LEU:HD12	2.51	0.41
2:B:27:ALA:O	2:B:30:SER:HB3	2.21	0.41
3:C:175:PHE:O	3:C:179:ASN:HB2	2.21	0.41
4:D:179:GLU:HB3	4:D:192:LEU:HD21	2.01	0.41
5:E:114:HIS:HB3	6:F:86:ARG:NH2	2.36	0.41
6:F:192:GLN:HE21	6:F:195:LYS:CE	2.33	0.41
13:M:19:LEU:HD12	13:M:28:PHE:O	2.20	0.41
2:P:229:ILE:O	2:P:233:LEU:HB2	2.20	0.41
3:Q:95:GLU:OE2	3:Q:95:GLU:HA	2.21	0.41
4:R:197:LEU:O	4:R:201:MET:HG3	2.20	0.41
6:T:172:ALA:O	6:T:176:LEU:HD23	2.21	0.41
8:V:128:GLY:O	8:V:131:SER:HB2	2.20	0.41
10:X:148:THR:CG2	10:X:177:ILE:HD13	2.50	0.41
11:Y:43:GLY:HA2	11:Y:100:MET:O	2.20	0.41
2:B:97:GLN:NE2	9:I:64:ASN:HD22	2.12	0.41

Continued on next page...

Continued from previous page...

Atom-1	Atom-2	Interatomic distance (Å)	Clash overlap (Å)
6:F:107:ILE:HA	6:F:108:PRO:HD3	1.88	0.41
6:F:192:GLN:NE2	6:F:195:LYS:CE	2.84	0.41
8:H:67:SER:HB2	8:H:74:PRO:HG3	2.02	0.41
12:L:196:ILE:N	12:L:196:ILE:HD12	2.36	0.41
14:N:94:ASN:ND2	16:N:346:HOH:O	2.30	0.41
1:O:117:ALA:HB1	1:O:155:GLY:O	2.20	0.41
1:O:188:ASP:O	1:O:192:ILE:HG13	2.21	0.41
2:P:53:LYS:O	2:P:54:VAL:O	2.39	0.41
7:U:38:LEU:C	7:U:38:LEU:HD12	2.41	0.41
10:X:12:VAL:CG2	10:X:108:PRO:HB2	2.48	0.41
10:X:59:ILE:O	10:X:63:ILE:HG12	2.21	0.41
12:Z:104:LEU:HA	12:Z:109:LYS:O	2.20	0.41
12:Z:160:LYS:HG3	12:Z:161:PRO:HD2	2.03	0.41
12:Z:196:ILE:N	12:Z:196:ILE:HD12	2.36	0.41
1:A:111:LEU:HD23	1:A:111:LEU:HA	1.87	0.41
1:A:161:LYS:HE3	2:B:60:GLU:HA	2.03	0.41
3:C:195:ARG:HG3	3:C:236:ILE:HD13	2.03	0.41
4:D:67:ILE:HG22	4:D:221:PHE:HZ	1.85	0.41
4:D:238:LYS:HE2	4:D:238:LYS:HB3	1.89	0.41
7:G:151:THR:HG22	7:G:157:TYR:HB3	2.01	0.41
7:G:151:THR:HA	7:G:156:TYR:O	2.21	0.41
10:J:59:ILE:O	10:J:63:ILE:HG12	2.20	0.41
2:P:149:TYR:CZ	3:Q:62(A):ILE:HD12	2.56	0.41
3:Q:52:ARG:HD2	3:Q:208:LYS:O	2.21	0.41
3:Q:159:SER:O	4:R:59:LEU:HD22	2.21	0.41
4:R:112:LEU:HD13	4:R:112:LEU:O	2.20	0.41
4:R:160:TYR:CZ	4:R:163:LYS:HD3	2.56	0.41
5:S:35:SER:HB3	5:S:66:LYS:HZ3	1.85	0.41
6:T:214:TRP:CH2	6:T:218(A):GLU:HB3	2.55	0.41
7:U:35:ILE:HD13	7:U:35:ILE:HA	1.92	0.41
7:U:184(G):GLU:HG2	7:U:188:LYS:HB3	1.99	0.41
10:X:35:ARG:HD3	10:X:35:ARG:HA	1.84	0.41
6:F:28:VAL:O	6:F:32:GLU:HG3	2.21	0.41
12:L:142:ASN:O	12:L:146:PHE:HA	2.20	0.41
12:L:184:ARG:NH2	8:V:29:LYS:HE2	2.36	0.41
2:P:160:TRP:CD2	2:P:163:ILE:HD13	2.55	0.41
3:Q:150:GLN:O	3:Q:157:TYR:HA	2.21	0.41
3:Q:195:ARG:HG3	3:Q:236:ILE:HD13	2.03	0.41
7:U:151:THR:HG22	7:U:157:TYR:HB3	2.03	0.41
8:V:84:LYS:HG3	8:V:85:GLN:N	2.36	0.41
8:V:207:PRO:HG2	8:V:210:THR:OG1	2.20	0.41

Continued on next page...

Continued from previous page...

Atom-1	Atom-2	Interatomic distance (Å)	Clash overlap (Å)
9:W:80:THR:HG1	9:W:109:PHE:HE2	1.66	0.41
12:Z:28:ARG:NH1	12:Z:211:ARG:HB3	2.36	0.41
3:C:150:GLN:O	3:C:157:TYR:HA	2.22	0.40
5:E:180(F):ILE:O	5:E:180(F):ILE:HG22	2.20	0.40
6:F:83:PRO:HB2	16:F:343:HOH:O	2.20	0.40
9:I:80:THR:HG1	9:I:109:PHE:HE2	1.66	0.40
10:J:18:LYS:CG	10:J:174:ILE:HG13	2.52	0.40
11:K:40:PHE:HB3	11:K:73:ARG:NH2	2.36	0.40
12:L:28:ARG:NH1	12:L:211:ARG:HB3	2.36	0.40
13:M:141(C):ARG:CG	13:M:141(C):ARG:NH1	2.79	0.40
14:N:107:LYS:CG	14:N:108:GLY:N	2.81	0.40
5:S:31:ILE:HD11	5:S:153:PRO:HG2	2.03	0.40
5:S:114:HIS:HB3	6:T:86:ARG:NH2	2.36	0.40
6:T:36:THR:CG2	6:T:51:GLU:OE2	2.69	0.40
7:U:31:THR:HG21	7:U:135:ILE:HG13	2.03	0.40
7:U:139:VAL:HA	7:U:147:SER:O	2.21	0.40
8:V:112:SER:HB3	8:V:125:LEU:HD13	2.03	0.40
11:Y:5:ALA:HA	11:Y:13:ILE:O	2.21	0.40
11:Y:156:LYS:HB2	11:Y:175:LEU:HD11	2.03	0.40
12:Z:142:ASN:O	12:Z:146:PHE:HA	2.20	0.40
2:B:44:ASP:OD2	2:B:44:ASP:N	2.54	0.40
2:B:225:LYS:O	2:B:226:PRO:C	2.60	0.40
3:C:215:VAL:HG13	3:C:215:VAL:O	2.20	0.40
10:J:105(B):LYS:HB2	10:J:105(B):LYS:HZ3	1.86	0.40
11:K:8:PHE:CE2	11:K:13:ILE:HG12	2.56	0.40
11:K:203:GLU:OE2	10:X:140:HIS:CE1	2.74	0.40
1:O:32:LYS:HA	1:O:32:LYS:CE	2.51	0.40
4:R:170:GLU:HG2	4:R:171:GLY:N	2.36	0.40
6:T:35:THR:CG2	6:T:51:GLU:O	2.67	0.40
5:E:180(E):LYS:O	5:E:183:ASP:N	2.52	0.40
6:F:43:ASN:N	6:F:43:ASN:ND2	2.70	0.40
6:F:171:SER:O	6:F:174:ALA:HB3	2.21	0.40
8:H:126:SER:O	8:H:127:LEU:HD23	2.21	0.40
13:M:139:ARG:HD2	8:V:165:ASN:ND2	2.35	0.40
1:O:52:LYS:HG3	1:O:211:GLU:HB2	2.02	0.40
2:P:15:PHE:N	3:Q:23:GLN:HE22	2.05	0.40
5:S:207(B):THR:OG1	5:S:207(E):ASN:HB3	2.22	0.40
6:T:172:ALA:O	6:T:176:LEU:CD2	2.70	0.40
10:X:52:THR:CG2	10:X:53:VAL:H	2.34	0.40
10:X:100:LEU:HD21	10:X:112:GLN:HG3	2.04	0.40
1:A:117:ALA:HB1	1:A:155:GLY:O	2.21	0.40

Continued on next page...

Continued from previous page...

Atom-1	Atom-2	Interatomic distance (Å)	Clash overlap (Å)
2:B:53:LYS:O	2:B:54:VAL:O	2.40	0.40
3:C:33:ARG:HH11	3:C:33:ARG:HB3	1.86	0.40
4:D:112:LEU:HD13	4:D:112:LEU:O	2.22	0.40
5:E:4:PHE:CG	5:E:5:ARG:N	2.89	0.40
5:E:68:ILE:HB	5:E:76:LEU:CD2	2.51	0.40
8:H:112:SER:HB3	8:H:125:LEU:HD13	2.03	0.40
10:J:22:ARG:HD3	10:J:22:ARG:HA	1.98	0.40
5:S:4:PHE:CG	5:S:5:ARG:N	2.88	0.40
10:X:193:GLN:HG2	10:X:193:GLN:OXT	2.22	0.40
5:E:40:LEU:HG	5:E:189:LEU:HD22	2.03	0.40
5:E:86:ARG:O	5:E:90:ASN:HB2	2.22	0.40
5:E:183:ASP:O	5:E:185:ASN:N	2.54	0.40
6:F:36:THR:CG2	6:F:51:GLU:OE2	2.69	0.40
7:G:52:LYS:HA	16:G:320:HOH:O	2.22	0.40
7:G:87:ASN:C	7:G:87:ASN:ND2	2.75	0.40
12:L:90:LYS:HE3	12:L:93:PHE:O	2.22	0.40
2:P:26:TYR:CD1	2:P:26:TYR:N	2.87	0.40
3:Q:228:GLU:O	3:Q:232:TYR:HD1	2.05	0.40
5:S:180(E):LYS:O	5:S:183:ASP:N	2.52	0.40
5:S:194:VAL:CG1	5:S:207:LEU:HD11	2.52	0.40
6:T:35:THR:HG23	6:T:51:GLU:HB3	2.03	0.40
6:T:203:GLU:HA	6:T:203:GLU:OE1	2.21	0.40
9:W:19:ARG:HD3	9:W:168:LEU:O	2.21	0.40
9:W:29:ASN:ND2	9:W:29:ASN:N	2.65	0.40
11:Y:7:ARG:HD2	11:Y:108:PRO:O	2.22	0.40

There are no symmetry-related clashes.

5.3 Torsion angles [i](#)

5.3.1 Protein backbone [i](#)

In the following table, the Percentiles column shows the percent Ramachandran outliers of the chain as a percentile score with respect to all X-ray entries followed by that with respect to entries of similar resolution.

The Analysed column shows the number of residues for which the backbone conformation was analysed, and the total number of residues.

Mol	Chain	Analysed	Favoured	Allowed	Outliers	Percentiles
1	A	248/250 (99%)	235 (95%)	11 (4%)	2 (1%)	19 43

Continued on next page...

Continued from previous page...

Mol	Chain	Analysed	Favoured	Allowed	Outliers	Percentiles	
1	O	248/250 (99%)	235 (95%)	11 (4%)	2 (1%)	19	43
2	B	242/244 (99%)	219 (90%)	16 (7%)	7 (3%)	4	10
2	P	242/244 (99%)	219 (90%)	17 (7%)	6 (2%)	5	14
3	C	239/241 (99%)	226 (95%)	10 (4%)	3 (1%)	12	30
3	Q	239/241 (99%)	225 (94%)	11 (5%)	3 (1%)	12	30
4	D	240/242 (99%)	223 (93%)	13 (5%)	4 (2%)	9	23
4	R	240/242 (99%)	221 (92%)	15 (6%)	4 (2%)	9	23
5	E	231/233 (99%)	208 (90%)	16 (7%)	7 (3%)	4	10
5	S	231/233 (99%)	208 (90%)	16 (7%)	7 (3%)	4	10
6	F	242/244 (99%)	231 (96%)	9 (4%)	2 (1%)	19	43
6	T	242/244 (99%)	231 (96%)	9 (4%)	2 (1%)	19	43
7	G	241/243 (99%)	227 (94%)	13 (5%)	1 (0%)	34	60
7	U	241/243 (99%)	227 (94%)	13 (5%)	1 (0%)	34	60
8	H	220/222 (99%)	209 (95%)	9 (4%)	2 (1%)	17	40
8	V	220/222 (99%)	209 (95%)	8 (4%)	3 (1%)	11	28
9	I	202/204 (99%)	193 (96%)	9 (4%)	0	100	100
9	W	202/204 (99%)	193 (96%)	9 (4%)	0	100	100
10	J	196/198 (99%)	186 (95%)	9 (5%)	1 (0%)	29	54
10	X	196/198 (99%)	187 (95%)	8 (4%)	1 (0%)	29	54
11	K	210/212 (99%)	202 (96%)	8 (4%)	0	100	100
11	Y	210/212 (99%)	203 (97%)	7 (3%)	0	100	100
12	L	220/222 (99%)	206 (94%)	13 (6%)	1 (0%)	29	54
12	Z	220/222 (99%)	207 (94%)	12 (6%)	1 (0%)	29	54
13	M	231/233 (99%)	219 (95%)	11 (5%)	1 (0%)	34	60
13	a	231/233 (99%)	219 (95%)	11 (5%)	1 (0%)	34	60
14	N	194/196 (99%)	189 (97%)	5 (3%)	0	100	100
14	b	194/196 (99%)	189 (97%)	5 (3%)	0	100	100
All	All	6312/6368 (99%)	5946 (94%)	304 (5%)	62 (1%)	15	37

All (62) Ramachandran outliers are listed below:

Mol	Chain	Res	Type
2	B	54	VAL

Continued on next page...

Continued from previous page...

Mol	Chain	Res	Type
2	B	218(C)	ASP
3	C	58	LEU
3	C	203	THR
4	D	123(G)	GLU
12	L	71	ASP
2	P	54	VAL
2	P	218(C)	ASP
3	Q	58	LEU
3	Q	203	THR
4	R	123(G)	GLU
12	Z	71	ASP
1	A	5	THR
1	A	167	LYS
2	B	6	ARG
2	B	216(B)	GLY
3	C	183	PRO
5	E	5	ARG
5	E	180	LEU
5	E	202	ARG
6	F	205	ASN
1	O	5	THR
1	O	167	LYS
2	P	6	ARG
2	P	216(B)	GLY
3	Q	183	PRO
5	S	5	ARG
5	S	180	LEU
5	S	202	ARG
6	T	205	ASN
4	D	123(C)	GLY
6	F	206	LYS
8	H	91	GLN
4	R	123(C)	GLY
6	T	206	LYS
8	V	91	GLN
13	a	96	TRP
2	B	184	MET
5	E	217	LYS
13	M	96	TRP
5	S	217	LYS
2	B	64	THR
5	E	231	LYS

Continued on next page...

Continued from previous page...

Mol	Chain	Res	Type
7	G	239	GLN
5	S	231	LYS
7	U	239	GLN
4	D	123(F)	GLY
4	D	126	ARG
10	J	8	VAL
2	P	64	THR
4	R	123(F)	GLY
4	R	126	ARG
8	V	9	ASN
10	X	8	VAL
2	B	186	VAL
2	P	186	VAL
5	S	184	GLY
8	V	105(A)	PRO
8	H	105(A)	PRO
5	E	180(F)	ILE
5	E	184	GLY
5	S	180(F)	ILE

5.3.2 Protein sidechains [i](#)

In the following table, the Percentiles column shows the percent sidechain outliers of the chain as a percentile score with respect to all X-ray entries followed by that with respect to entries of similar resolution.

The Analysed column shows the number of residues for which the sidechain conformation was analysed, and the total number of residues.

Mol	Chain	Analysed	Rotameric	Outliers	Percentiles
1	A	209/209 (100%)	205 (98%)	4 (2%)	57 82
1	O	209/209 (100%)	205 (98%)	4 (2%)	57 82
2	B	203/203 (100%)	193 (95%)	10 (5%)	25 52
2	P	203/203 (100%)	192 (95%)	11 (5%)	22 47
3	C	213/213 (100%)	203 (95%)	10 (5%)	26 54
3	Q	213/213 (100%)	203 (95%)	10 (5%)	26 54
4	D	198/198 (100%)	186 (94%)	12 (6%)	18 41
4	R	198/198 (100%)	186 (94%)	12 (6%)	18 41
5	E	192/192 (100%)	176 (92%)	16 (8%)	11 25

Continued on next page...

Continued from previous page...

Mol	Chain	Analysed	Rotameric	Outliers	Percentiles	
5	S	192/192 (100%)	177 (92%)	15 (8%)	12	29
6	F	201/201 (100%)	186 (92%)	15 (8%)	13	31
6	T	201/201 (100%)	186 (92%)	15 (8%)	13	31
7	G	207/207 (100%)	195 (94%)	12 (6%)	20	43
7	U	207/207 (100%)	195 (94%)	12 (6%)	20	43
8	H	181/181 (100%)	174 (96%)	7 (4%)	32	61
8	V	181/181 (100%)	174 (96%)	7 (4%)	32	61
9	I	172/172 (100%)	169 (98%)	3 (2%)	60	84
9	W	172/172 (100%)	169 (98%)	3 (2%)	60	84
10	J	175/175 (100%)	169 (97%)	6 (3%)	37	66
10	X	175/175 (100%)	169 (97%)	6 (3%)	37	66
11	K	169/169 (100%)	159 (94%)	10 (6%)	19	43
11	Y	169/169 (100%)	160 (95%)	9 (5%)	22	48
12	L	185/185 (100%)	174 (94%)	11 (6%)	19	43
12	Z	185/185 (100%)	173 (94%)	12 (6%)	17	38
13	M	199/199 (100%)	191 (96%)	8 (4%)	31	60
13	a	199/199 (100%)	191 (96%)	8 (4%)	31	60
14	N	162/162 (100%)	155 (96%)	7 (4%)	29	57
14	b	162/162 (100%)	155 (96%)	7 (4%)	29	57
All	All	5332/5332 (100%)	5070 (95%)	262 (5%)	25	52

All (262) residues with a non-rotameric sidechain are listed below:

Mol	Chain	Res	Type
1	A	33	GLN
1	A	64	LEU
1	A	158	PHE
1	A	179	ARG
2	B	58	LEU
2	B	61	GLN
2	B	71	ASN
2	B	121	GLN
2	B	135	SER
2	B	156	ASN
2	B	185	LYS

Continued on next page...

Continued from previous page...

Mol	Chain	Res	Type
2	B	192	LEU
2	B	212	PHE
2	B	218	ASN
3	C	10	ARG
3	C	25	GLU
3	C	57	LYS
3	C	66	LYS
3	C	121	GLN
3	C	135	SER
3	C	163	GLN
3	C	174	GLU
3	C	208	LYS
3	C	227	GLU
4	D	48	LEU
4	D	72	ARG
4	D	76	CYS
4	D	110	GLU
4	D	126	ARG
4	D	144(A)	ASP
4	D	170	GLU
4	D	177	LEU
4	D	180(E)	SER
4	D	215	ILE
4	D	237	LEU
4	D	244	GLU
5	E	7	ASN
5	E	12	THR
5	E	13	VAL
5	E	28	LEU
5	E	32	LYS
5	E	57	GLU
5	E	76	LEU
5	E	97	ASN
5	E	104	ASN
5	E	121	GLN
5	E	149	LEU
5	E	185	ASN
5	E	189	LEU
5	E	207	LEU
5	E	227	GLU
5	E	231	LYS
6	F	11	SER

Continued on next page...

Continued from previous page...

Mol	Chain	Res	Type
6	F	35	THR
6	F	36	THR
6	F	43	ASN
6	F	121	GLN
6	F	127	ASN
6	F	130	ARG
6	F	135	SER
6	F	180(E)	GLU
6	F	187	ARG
6	F	203	GLU
6	F	204	ASP
6	F	205	ASN
6	F	214	TRP
6	F	218(C)	ASN
7	G	34(A)	ASN
7	G	72	ARG
7	G	87	ASN
7	G	119	LEU
7	G	121	GLN
7	G	124	THR
7	G	169	GLN
7	G	184	ASN
7	G	197	MET
7	G	217	LYS
7	G	232	ARG
7	G	233	LEU
8	H	34	LEU
8	H	43	CYS
8	H	55	VAL
8	H	56	THR
8	H	68	LEU
8	H	144	GLN
8	H	197	ARG
9	I	29	ASN
9	I	61	TYR
9	I	160	LEU
10	J	34	THR
10	J	35	ARG
10	J	52	THR
10	J	70	GLU
10	J	77	GLN
10	J	121	GLU

Continued on next page...

Continued from previous page...

Mol	Chain	Res	Type
11	K	1	THR
11	K	4	LEU
11	K	9	GLN
11	K	17	ASP
11	K	21	THR
11	K	65	LEU
11	K	69	ARG
11	K	87	VAL
11	K	104	TYR
11	K	138	LEU
12	L	-7	ASN
12	L	13	LEU
12	L	24	SER
12	L	39	ASN
12	L	57	ARG
12	L	70	ASN
12	L	82	ASN
12	L	98	HIS
12	L	99	THR
12	L	122	GLU
12	L	164	TYR
13	M	40	ASN
13	M	61	ASP
13	M	62	LEU
13	M	91	ARG
13	M	129	PHE
13	M	141(C)	ARG
13	M	149	GLN
13	M	204	LYS
14	N	36	ARG
14	N	84	LYS
14	N	89	GLU
14	N	105(B)	LYS
14	N	115	LEU
14	N	119	VAL
14	N	149	GLU
1	O	33	GLN
1	O	64	LEU
1	O	158	PHE
1	O	179	ARG
2	P	58	LEU
2	P	61	GLN

Continued on next page...

Continued from previous page...

Mol	Chain	Res	Type
2	P	67	LEU
2	P	71	ASN
2	P	121	GLN
2	P	135	SER
2	P	156	ASN
2	P	185	LYS
2	P	192	LEU
2	P	212	PHE
2	P	218	ASN
3	Q	10	ARG
3	Q	25	GLU
3	Q	57	LYS
3	Q	66	LYS
3	Q	121	GLN
3	Q	135	SER
3	Q	163	GLN
3	Q	174	GLU
3	Q	208	LYS
3	Q	227	GLU
4	R	48	LEU
4	R	72	ARG
4	R	76	CYS
4	R	110	GLU
4	R	126	ARG
4	R	144(A)	ASP
4	R	170	GLU
4	R	177	LEU
4	R	180(E)	SER
4	R	215	ILE
4	R	237	LEU
4	R	244	GLU
5	S	7	ASN
5	S	12	THR
5	S	13	VAL
5	S	28	LEU
5	S	32	LYS
5	S	57	GLU
5	S	76	LEU
5	S	97	ASN
5	S	121	GLN
5	S	149	LEU
5	S	185	ASN

Continued on next page...

Continued from previous page...

Mol	Chain	Res	Type
5	S	189	LEU
5	S	207	LEU
5	S	227	GLU
5	S	231	LYS
6	T	11	SER
6	T	35	THR
6	T	36	THR
6	T	43	ASN
6	T	121	GLN
6	T	127	ASN
6	T	130	ARG
6	T	135	SER
6	T	180(E)	GLU
6	T	187	ARG
6	T	203	GLU
6	T	204	ASP
6	T	205	ASN
6	T	214	TRP
6	T	218(C)	ASN
7	U	34(A)	ASN
7	U	72	ARG
7	U	87	ASN
7	U	119	LEU
7	U	121	GLN
7	U	124	THR
7	U	169	GLN
7	U	184	ASN
7	U	197	MET
7	U	217	LYS
7	U	232	ARG
7	U	233	LEU
8	V	34	LEU
8	V	43	CYS
8	V	55	VAL
8	V	56	THR
8	V	68	LEU
8	V	144	GLN
8	V	197	ARG
9	W	29	ASN
9	W	61	TYR
9	W	160	LEU
10	X	34	THR

Continued on next page...

Continued from previous page...

Mol	Chain	Res	Type
10	X	35	ARG
10	X	52	THR
10	X	70	GLU
10	X	77	GLN
10	X	121	GLU
11	Y	1	THR
11	Y	4	LEU
11	Y	9	GLN
11	Y	21	THR
11	Y	65	LEU
11	Y	69	ARG
11	Y	87	VAL
11	Y	104	TYR
11	Y	138	LEU
12	Z	-7	ASN
12	Z	13	LEU
12	Z	24	SER
12	Z	39	ASN
12	Z	57	ARG
12	Z	70	ASN
12	Z	82	ASN
12	Z	98	HIS
12	Z	99	THR
12	Z	106	GLU
12	Z	122	GLU
12	Z	164	TYR
13	a	40	ASN
13	a	61	ASP
13	a	62	LEU
13	a	91	ARG
13	a	129	PHE
13	a	141(C)	ARG
13	a	149	GLN
13	a	204	LYS
14	b	36	ARG
14	b	84	LYS
14	b	89	GLU
14	b	105(B)	LYS
14	b	115	LEU
14	b	119	VAL
14	b	149	GLU

Sometimes sidechains can be flipped to improve hydrogen bonding and reduce clashes. All (201)

such sidechains are listed below:

Mol	Chain	Res	Type
1	A	33	GLN
1	A	97	HIS
2	B	23	GLN
2	B	71	ASN
2	B	97	GLN
2	B	121	GLN
2	B	125	GLN
2	B	156	ASN
2	B	177	GLN
2	B	218	ASN
3	C	23	GLN
3	C	82	ASN
3	C	97	GLN
3	C	121	GLN
3	C	125	GLN
3	C	150	GLN
3	C	163	GLN
3	C	243	GLN
4	D	23	GLN
4	D	108	ASN
4	D	147	GLN
4	D	161	ASN
4	D	211	GLN
4	D	226	ASN
5	E	7	ASN
5	E	64	GLN
5	E	73	HIS
5	E	104	ASN
5	E	121	GLN
5	E	123	ASN
5	E	125	GLN
5	E	185	ASN
5	E	199	GLN
5	E	207(E)	ASN
6	F	23	GLN
6	F	43	ASN
6	F	90	ASN
6	F	121	GLN
6	F	127	ASN
6	F	192	GLN
6	F	205	ASN
7	G	11	HIS

Continued on next page...

Continued from previous page...

Mol	Chain	Res	Type
7	G	34(A)	ASN
7	G	87	ASN
7	G	118	ASN
7	G	121	GLN
7	G	125	GLN
7	G	169	GLN
7	G	170	GLN
7	G	178	ASN
7	G	184	ASN
7	G	228	ASN
8	H	30	ASN
8	H	66	HIS
8	H	144	GLN
8	H	165	ASN
8	H	172	ASN
8	H	190	ASN
8	H	220	ASN
9	I	29	ASN
10	J	36	GLN
10	J	54	GLN
10	J	77	GLN
10	J	85	GLN
10	J	112	GLN
10	J	140	HIS
10	J	186	GLN
10	J	193	GLN
11	K	9	GLN
11	K	85	ASN
11	K	131	GLN
11	K	174	ASN
11	K	207	ASN
12	L	-9	GLN
12	L	-7	ASN
12	L	39	ASN
12	L	45	ASN
12	L	60	ASN
12	L	70	ASN
12	L	82	ASN
12	L	125	GLN
12	L	142	ASN
12	L	143	GLN
12	L	148	ASN

Continued on next page...

Continued from previous page...

Mol	Chain	Res	Type
12	L	155	ASN
12	L	185	HIS
13	M	-7	GLN
13	M	10	ASN
13	M	40	ASN
13	M	89	GLN
13	M	93	ASN
13	M	149	GLN
13	M	157	ASN
13	M	172	ASN
13	M	191	GLN
14	N	38	HIS
14	N	60	GLN
14	N	69	GLN
14	N	141	ASN
14	N	145	ASN
14	N	161	GLN
1	O	33	GLN
1	O	97	HIS
2	P	23	GLN
2	P	71	ASN
2	P	97	GLN
2	P	121	GLN
2	P	125	GLN
2	P	156	ASN
2	P	177	GLN
2	P	218	ASN
3	Q	23	GLN
3	Q	82	ASN
3	Q	97	GLN
3	Q	121	GLN
3	Q	125	GLN
3	Q	150	GLN
3	Q	163	GLN
3	Q	243	GLN
4	R	23	GLN
4	R	108	ASN
4	R	147	GLN
4	R	161	ASN
4	R	211	GLN
4	R	226	ASN
5	S	7	ASN

Continued on next page...

Continued from previous page...

Mol	Chain	Res	Type
5	S	64	GLN
5	S	73	HIS
5	S	104	ASN
5	S	121	GLN
5	S	125	GLN
5	S	185	ASN
5	S	199	GLN
5	S	207(E)	ASN
6	T	23	GLN
6	T	43	ASN
6	T	90	ASN
6	T	121	GLN
6	T	127	ASN
6	T	192	GLN
6	T	205	ASN
7	U	11	HIS
7	U	34(A)	ASN
7	U	87	ASN
7	U	118	ASN
7	U	121	GLN
7	U	125	GLN
7	U	169	GLN
7	U	170	GLN
7	U	178	ASN
7	U	184	ASN
7	U	228	ASN
8	V	30	ASN
8	V	66	HIS
8	V	144	GLN
8	V	165	ASN
8	V	172	ASN
8	V	190	ASN
8	V	220	ASN
9	W	29	ASN
9	W	145	ASN
10	X	36	GLN
10	X	54	GLN
10	X	77	GLN
10	X	85	GLN
10	X	112	GLN
10	X	140	HIS
10	X	141	HIS

Continued on next page...

Continued from previous page...

Mol	Chain	Res	Type
10	X	186	GLN
10	X	193	GLN
11	Y	9	GLN
11	Y	85	ASN
11	Y	131	GLN
11	Y	174	ASN
11	Y	207	ASN
12	Z	-9	GLN
12	Z	-7	ASN
12	Z	39	ASN
12	Z	45	ASN
12	Z	60	ASN
12	Z	70	ASN
12	Z	125	GLN
12	Z	142	ASN
12	Z	143	GLN
12	Z	148	ASN
12	Z	155	ASN
12	Z	185	HIS
13	a	10	ASN
13	a	18	ASN
13	a	40	ASN
13	a	89	GLN
13	a	93	ASN
13	a	149	GLN
13	a	157	ASN
13	a	172	ASN
13	a	191	GLN
14	b	38	HIS
14	b	60	GLN
14	b	141	ASN
14	b	145	ASN
14	b	161	GLN

5.3.3 RNA [i](#)

There are no RNA molecules in this entry.

5.4 Non-standard residues in protein, DNA, RNA chains [i](#)

There are no non-standard protein/DNA/RNA residues in this entry.

5.5 Carbohydrates [i](#)

There are no monosaccharides in this entry.

5.6 Ligand geometry [i](#)

4 ligands are modelled in this entry.

In the following table, the Counts columns list the number of bonds (or angles) for which Mogul statistics could be retrieved, the number of bonds (or angles) that are observed in the model and the number of bonds (or angles) that are defined in the Chemical Component Dictionary. The Link column lists molecule types, if any, to which the group is linked. The Z score for a bond length (or angle) is the number of standard deviations the observed value is removed from the expected value. A bond length (or angle) with $|Z| > 2$ is considered an outlier worth inspection. RMSZ is the root-mean-square of all Z scores of the bond lengths (or angles).

Mol	Type	Chain	Res	Link	Bond lengths			Bond angles		
					Counts	RMSZ	# Z > 2	Counts	RMSZ	# Z > 2
15	1Y9	K	301	11	12,15,15	2.43	2 (16%)	7,21,21	1.71	1 (14%)
15	1Y9	N	201	14	12,15,15	2.31	1 (8%)	7,21,21	2.07	1 (14%)
15	1Y9	b	201	14	12,15,15	2.30	1 (8%)	7,21,21	1.91	1 (14%)
15	1Y9	Y	301	11	12,15,15	2.41	2 (16%)	7,21,21	1.64	1 (14%)

In the following table, the Chirals column lists the number of chiral outliers, the number of chiral centers analysed, the number of these observed in the model and the number defined in the Chemical Component Dictionary. Similar counts are reported in the Torsion and Rings columns. '-' means no outliers of that kind were identified.

Mol	Type	Chain	Res	Link	Chirals	Torsions	Rings
15	1Y9	K	301	11	-	5/10/26/26	0/1/1/1
15	1Y9	N	201	14	-	5/10/26/26	0/1/1/1
15	1Y9	b	201	14	-	5/10/26/26	0/1/1/1
15	1Y9	Y	301	11	-	4/10/26/26	0/1/1/1

All (6) bond length outliers are listed below:

Mol	Chain	Res	Type	Atoms	Z	Observed(Å)	Ideal(Å)
15	K	301	1Y9	O5-C4	7.59	1.44	1.19
15	N	201	1Y9	O5-C4	7.37	1.44	1.19
15	b	201	1Y9	O5-C4	7.27	1.43	1.19
15	Y	301	1Y9	O5-C4	7.23	1.43	1.19
15	Y	301	1Y9	C15-C2	2.99	1.55	1.52
15	K	301	1Y9	C15-C2	2.32	1.55	1.52

All (4) bond angle outliers are listed below:

Mol	Chain	Res	Type	Atoms	Z	Observed(°)	Ideal(°)
15	N	201	1Y9	C3-C6-C7	5.02	120.66	113.47
15	b	201	1Y9	C3-C6-C7	4.53	119.95	113.47
15	K	301	1Y9	C3-C6-C7	4.13	119.38	113.47
15	Y	301	1Y9	C3-C6-C7	3.85	118.98	113.47

There are no chirality outliers.

All (19) torsion outliers are listed below:

Mol	Chain	Res	Type	Atoms
15	K	301	1Y9	C2-C3-C4-O5
15	K	301	1Y9	C6-C3-C4-O5
15	N	201	1Y9	C2-C3-C4-O5
15	N	201	1Y9	C6-C3-C4-O5
15	Y	301	1Y9	C2-C3-C4-O5
15	Y	301	1Y9	C6-C3-C4-O5
15	b	201	1Y9	C2-C3-C4-O5
15	b	201	1Y9	C6-C3-C4-O5
15	N	201	1Y9	C3-C6-C7-C8
15	K	301	1Y9	C11-C12-C13-O14
15	N	201	1Y9	C11-C12-C13-O14
15	b	201	1Y9	C11-C12-C13-O14
15	K	301	1Y9	C3-C6-C7-C8
15	Y	301	1Y9	C3-C6-C7-C8
15	b	201	1Y9	C3-C6-C7-C8
15	K	301	1Y9	C11-C3-C4-O5
15	N	201	1Y9	C11-C3-C4-O5
15	Y	301	1Y9	C11-C3-C4-O5
15	b	201	1Y9	C11-C3-C4-O5

There are no ring outliers.

3 monomers are involved in 7 short contacts:

Mol	Chain	Res	Type	Clashes	Symm-Clashes
15	K	301	1Y9	2	0
15	N	201	1Y9	3	0
15	Y	301	1Y9	2	0

5.7 Other polymers [i](#)

There are no such residues in this entry.

5.8 Polymer linkage issues

There are no chain breaks in this entry.

6 Fit of model and data [i](#)

6.1 Protein, DNA and RNA chains [i](#)

In the following table, the column labelled ‘#RSRZ > 2’ contains the number (and percentage) of RSRZ outliers, followed by percent RSRZ outliers for the chain as percentile scores relative to all X-ray entries and entries of similar resolution. The OWAB column contains the minimum, median, 95th percentile and maximum values of the occupancy-weighted average B-factor per residue. The column labelled ‘Q < 0.9’ lists the number of (and percentage) of residues with an average occupancy less than 0.9.

Mol	Chain	Analysed	<RSRZ>	#RSRZ>2	OWAB(Å ²)	Q<0.9
1	A	250/250 (100%)	-0.26	3 (1%) 79 80	44, 58, 89, 114	0
1	O	250/250 (100%)	-0.22	5 (2%) 65 67	44, 59, 91, 114	0
2	B	244/244 (100%)	-0.15	4 (1%) 72 74	42, 62, 102, 124	0
2	P	244/244 (100%)	-0.06	8 (3%) 46 46	42, 63, 103, 124	0
3	C	241/241 (100%)	-0.06	5 (2%) 63 65	45, 67, 117, 132	0
3	Q	241/241 (100%)	0.13	16 (6%) 18 16	47, 69, 118, 133	0
4	D	242/242 (100%)	-0.02	7 (2%) 51 52	45, 66, 98, 133	0
4	R	242/242 (100%)	-0.10	6 (2%) 57 59	46, 67, 97, 133	0
5	E	233/233 (100%)	0.01	7 (3%) 50 51	49, 69, 95, 121	0
5	S	233/233 (100%)	-0.02	6 (2%) 56 57	49, 70, 95, 120	0
6	F	244/244 (100%)	-0.25	4 (1%) 72 74	45, 62, 99, 114	0
6	T	244/244 (100%)	-0.07	5 (2%) 65 67	46, 63, 99, 115	0
7	G	243/243 (100%)	-0.32	4 (1%) 72 74	40, 57, 87, 123	0
7	U	243/243 (100%)	-0.34	3 (1%) 79 80	39, 57, 86, 124	0
8	H	222/222 (100%)	-0.33	0 100 100	41, 55, 77, 108	0
8	V	222/222 (100%)	-0.40	2 (0%) 84 85	42, 56, 78, 110	0
9	I	204/204 (100%)	-0.40	0 100 100	39, 53, 71, 84	0
9	W	204/204 (100%)	-0.30	0 100 100	40, 53, 72, 85	0
10	J	198/198 (100%)	-0.33	3 (1%) 73 76	42, 55, 74, 133	0
10	X	198/198 (100%)	-0.32	5 (2%) 57 59	43, 56, 73, 133	0
11	K	212/212 (100%)	-0.41	0 100 100	39, 54, 73, 83	0
11	Y	212/212 (100%)	-0.43	0 100 100	40, 54, 74, 84	0
12	L	222/222 (100%)	-0.41	1 (0%) 91 92	38, 55, 78, 97	0
12	Z	222/222 (100%)	-0.36	1 (0%) 91 92	39, 55, 76, 97	0

Continued on next page...

Continued from previous page...

Mol	Chain	Analysed	<RSRZ>	#RSRZ>2	OWAB(Å ²)	Q<0.9
13	M	233/233 (100%)	-0.44	1 (0%) 92 93	39, 56, 71, 79	0
13	a	233/233 (100%)	-0.48	1 (0%) 92 93	39, 55, 71, 79	0
14	N	196/196 (100%)	-0.49	0 100 100	39, 51, 72, 85	0
14	b	196/196 (100%)	-0.41	0 100 100	40, 51, 72, 85	0
All	All	6368/6368 (100%)	-0.25	97 (1%) 73 76	38, 58, 91, 133	0

All (97) RSRZ outliers are listed below:

Mol	Chain	Res	Type	RSRZ
7	U	6	ALA	11.1
4	D	123(E)	SER	10.9
4	D	123(D)	ALA	10.9
4	D	123(F)	GLY	9.2
10	X	193	GLN	9.1
10	X	192	ALA	8.2
5	E	4	PHE	8.1
4	R	123(D)	ALA	8.0
10	J	193	GLN	7.0
7	G	6	ALA	6.6
4	R	123(F)	GLY	6.6
3	C	55	THR	6.5
7	U	240	ASP	6.1
4	R	123(E)	SER	6.1
4	D	123(G)	GLU	5.7
3	C	56	LEU	5.7
10	J	192	ALA	5.4
4	D	123(C)	GLY	5.2
2	P	217	ALA	5.1
4	D	126	ARG	5.0
3	Q	56	LEU	4.9
1	A	4	MET	4.9
1	O	236	LEU	4.7
1	O	4	MET	4.6
5	S	4	PHE	4.4
4	R	123(C)	GLY	4.3
4	R	126	ARG	4.3
3	Q	203	THR	4.1
8	V	223	ASP	4.0
5	E	233	ILE	3.9
13	M	-8	THR	3.8
5	E	203	ASP	3.8

Continued on next page...

Continued from previous page...

Mol	Chain	Res	Type	RSRZ
2	P	218	ASN	3.8
5	S	5	ARG	3.8
6	T	5	GLY	3.7
3	Q	55	THR	3.7
8	V	222	CYS	3.6
5	S	233	ILE	3.5
5	S	203	ASP	3.5
1	O	235	ALA	3.5
2	B	217	ALA	3.4
3	C	203	THR	3.4
6	F	240	ILE	3.4
7	G	240	ASP	3.4
6	F	204	ASP	3.4
6	F	5	GLY	3.4
12	L	164	TYR	3.4
5	E	5	ARG	3.4
3	Q	235	GLN	3.3
2	B	218	ASN	3.2
6	T	6	THR	3.2
5	E	204	GLU	3.1
10	X	189	ASP	3.1
3	Q	242	GLU	3.1
3	C	202	GLN	3.1
10	X	191	GLN	3.0
3	Q	233	VAL	2.9
3	C	240	LYS	2.9
6	T	240	ILE	2.9
7	G	239	GLN	2.9
3	Q	207	ALA	2.8
3	Q	201	VAL	2.8
4	D	125	GLU	2.7
1	A	236	LEU	2.6
3	Q	54	SER	2.6
3	Q	241	GLN	2.6
2	P	53	LYS	2.6
3	Q	243	GLN	2.5
2	P	220	TYR	2.5
6	T	57	LYS	2.4
3	Q	202	GLN	2.4
3	Q	237	GLU	2.4
2	P	216(B)	GLY	2.4
1	A	5	THR	2.4

Continued on next page...

Continued from previous page...

Mol	Chain	Res	Type	RSRZ
2	P	236	THR	2.3
2	B	54	VAL	2.3
6	T	241	ASN	2.3
6	F	238	LYS	2.3
2	B	235	LYS	2.3
3	Q	236	ILE	2.3
1	O	217(P)	LYS	2.3
5	S	207	LEU	2.3
4	R	123(G)	GLU	2.2
2	P	219	GLU	2.2
5	E	33	GLN	2.2
3	Q	63	THR	2.2
3	Q	53	ARG	2.2
2	P	239	THR	2.2
1	O	233	LEU	2.2
13	a	-8	THR	2.2
7	U	8	TYR	2.1
5	S	178	ARG	2.1
7	G	179(E)	LYS	2.1
12	Z	164	TYR	2.0
10	J	191	GLN	2.0
5	E	207(C)	VAL	2.0
10	X	-1	MET	2.0

6.2 Non-standard residues in protein, DNA, RNA chains [i](#)

There are no non-standard protein/DNA/RNA residues in this entry.

6.3 Carbohydrates [i](#)

There are no monosaccharides in this entry.

6.4 Ligands [i](#)

In the following table, the Atoms column lists the number of modelled atoms in the group and the number defined in the chemical component dictionary. The B-factors column lists the minimum, median, 95th percentile and maximum values of B factors of atoms in the group. The column labelled 'Q< 0.9' lists the number of atoms with occupancy less than 0.9.

Continued on next page...

Continued from previous page...

Mol	Type	Chain	Res	Atoms	RSCC	RSR	B-factors(\AA^2)	Q<0.9
-----	------	-------	-----	-------	------	-----	-----------------------------	-------

Mol	Type	Chain	Res	Atoms	RSCC	RSR	B-factors(\AA^2)	Q<0.9
15	1Y9	Y	301	15/15	0.90	0.25	67,75,78,80	0
15	1Y9	K	301	15/15	0.91	0.23	68,74,78,79	0
15	1Y9	N	201	15/15	0.92	0.26	65,71,74,75	0
15	1Y9	b	201	15/15	0.92	0.26	65,73,76,80	0

6.5 Other polymers [i](#)

There are no such residues in this entry.