



# wwPDB X-ray Structure Validation Summary Report ⓘ

Jun 15, 2020 – 11:24 pm BST

PDB ID : 4E0Z  
Title : Protelomerase tela R205A covalently complexed with substrate DNA  
Authors : Shi, K.; Aihara, H.  
Deposited on : 2012-03-05  
Resolution : 2.42 Å(reported)

This is a wwPDB X-ray Structure Validation Summary Report for a publicly released PDB entry.

We welcome your comments at [validation@mail.wwpdb.org](mailto:validation@mail.wwpdb.org)

A user guide is available at

<https://www.wwpdb.org/validation/2017/XrayValidationReportHelp>

with specific help available everywhere you see the ⓘ symbol.

---

The following versions of software and data (see [references ⓘ](#)) were used in the production of this report:

MolProbity : 4.02b-467  
Mogul : 1.8.5 (274361), CSD as541be (2020)  
Xtriage (Phenix) : 1.13  
EDS : 2.11  
Percentile statistics : 20191225.v01 (using entries in the PDB archive December 25th 2019)  
Refmac : 5.8.0158  
CCP4 : 7.0.044 (Gargrove)  
Ideal geometry (proteins) : Engh & Huber (2001)  
Ideal geometry (DNA, RNA) : Parkinson et al. (1996)  
Validation Pipeline (wwPDB-VP) : 2.11

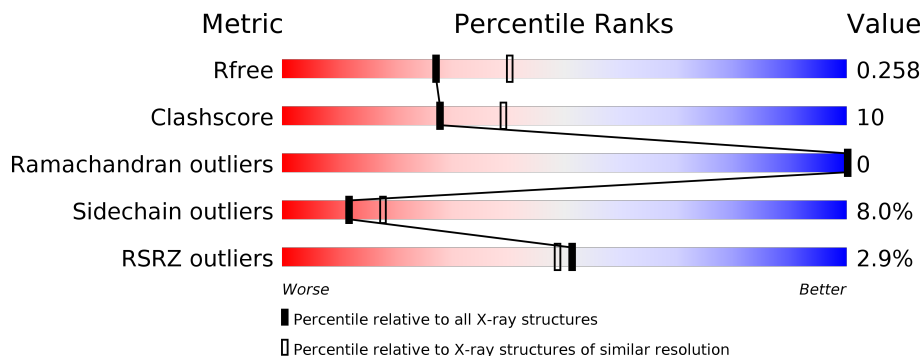
# 1 Overall quality at a glance

The following experimental techniques were used to determine the structure:

*X-RAY DIFFRACTION*

The reported resolution of this entry is 2.42 Å.

Percentile scores (ranging between 0-100) for global validation metrics of the entry are shown in the following graphic. The table shows the number of entries on which the scores are based.



Metric	Whole archive (#Entries)	Similar resolution (#Entries, resolution range(Å))
$R_{free}$	130704	4647 (2.44-2.40)
Clashscore	141614	5161 (2.44-2.40)
Ramachandran outliers	138981	5073 (2.44-2.40)
Sidechain outliers	138945	5074 (2.44-2.40)
RSRZ outliers	127900	4543 (2.44-2.40)

The table below summarises the geometric issues observed across the polymeric chains and their fit to the electron density. The red, orange, yellow and green segments on the lower bar indicate the fraction of residues that contain outliers for  $\geq 3$ , 2, 1 and 0 types of geometric quality criteria respectively. A grey segment represents the fraction of residues that are not modelled. The numeric value for each fraction is indicated below the corresponding segment, with a dot representing fractions  $\leq 5\%$ . The upper red bar (where present) indicates the fraction of residues that have poor fit to the electron density. The numeric value is given above the bar.

Mol	Chain	Length	Quality of chain
1	A	462	
2	C	13	
3	D	19	

The following table lists non-polymeric compounds, carbohydrate monomers and non-standard residues in protein, DNA, RNA chains that are outliers for geometric or electron-density-fit criteria:

Mol	Type	Chain	Res	Chirality	Geometry	Clashes	Electron density
4	GOL	A	502	-	-	X	-

## 2 Entry composition [i](#)

There are 6 unique types of molecules in this entry. The entry contains 3417 atoms, of which 0 are hydrogens and 0 are deuteriums.

In the tables below, the ZeroOcc column contains the number of atoms modelled with zero occupancy, the AltConf column contains the number of residues with at least one atom in alternate conformation and the Trace column contains the number of residues modelled with at most 2 atoms.

- Molecule 1 is a protein called Protelomerase.

Mol	Chain	Residues	Atoms						ZeroOcc	AltConf	Trace
			Total	C	N	O	P	S			
1	A	319	2530	1609	434	473	1	13	0	0	0

There are 144 discrepancies between the modelled and reference sequences:

Chain	Residue	Modelled	Actual	Comment	Reference
A	-19	MET	-	EXPRESSION TAG	UNP Q7CWW1
A	-18	GLY	-	EXPRESSION TAG	UNP Q7CWW1
A	-17	SER	-	EXPRESSION TAG	UNP Q7CWW1
A	-16	SER	-	EXPRESSION TAG	UNP Q7CWW1
A	-15	HIS	-	EXPRESSION TAG	UNP Q7CWW1
A	-14	HIS	-	EXPRESSION TAG	UNP Q7CWW1
A	-13	HIS	-	EXPRESSION TAG	UNP Q7CWW1
A	-12	HIS	-	EXPRESSION TAG	UNP Q7CWW1
A	-11	HIS	-	EXPRESSION TAG	UNP Q7CWW1
A	-10	HIS	-	EXPRESSION TAG	UNP Q7CWW1
A	-9	SER	-	EXPRESSION TAG	UNP Q7CWW1
A	-8	SER	-	EXPRESSION TAG	UNP Q7CWW1
A	-7	GLY	-	EXPRESSION TAG	UNP Q7CWW1
A	-6	LEU	-	EXPRESSION TAG	UNP Q7CWW1
A	-5	VAL	-	EXPRESSION TAG	UNP Q7CWW1
A	-4	PRO	-	EXPRESSION TAG	UNP Q7CWW1
A	-3	ARG	-	EXPRESSION TAG	UNP Q7CWW1
A	-2	GLY	-	EXPRESSION TAG	UNP Q7CWW1
A	-1	SER	-	EXPRESSION TAG	UNP Q7CWW1
A	0	HIS	-	EXPRESSION TAG	UNP Q7CWW1
A	1	MET	-	EXPRESSION TAG	UNP Q7CWW1
A	2	LEU	-	EXPRESSION TAG	UNP Q7CWW1
A	3	ALA	-	EXPRESSION TAG	UNP Q7CWW1
A	4	ALA	-	EXPRESSION TAG	UNP Q7CWW1
A	5	LYS	-	EXPRESSION TAG	UNP Q7CWW1
A	6	ARG	-	EXPRESSION TAG	UNP Q7CWW1
A	7	LYS	-	EXPRESSION TAG	UNP Q7CWW1

*Continued on next page...*

*Continued from previous page...*

Chain	Residue	Modelled	Actual	Comment	Reference
A	8	THR	-	EXPRESSION TAG	UNP Q7CWW1
A	9	LYS	-	EXPRESSION TAG	UNP Q7CWW1
A	10	THR	-	EXPRESSION TAG	UNP Q7CWW1
A	11	PRO	-	EXPRESSION TAG	UNP Q7CWW1
A	12	VAL	-	EXPRESSION TAG	UNP Q7CWW1
A	13	LEU	-	EXPRESSION TAG	UNP Q7CWW1
A	14	VAL	-	EXPRESSION TAG	UNP Q7CWW1
A	15	GLU	-	EXPRESSION TAG	UNP Q7CWW1
A	16	ARG	-	EXPRESSION TAG	UNP Q7CWW1
A	17	ILE	-	EXPRESSION TAG	UNP Q7CWW1
A	18	ASP	-	EXPRESSION TAG	UNP Q7CWW1
A	19	GLN	-	EXPRESSION TAG	UNP Q7CWW1
A	20	PHE	-	EXPRESSION TAG	UNP Q7CWW1
A	21	VAL	-	EXPRESSION TAG	UNP Q7CWW1
A	22	GLY	-	EXPRESSION TAG	UNP Q7CWW1
A	23	GLN	-	EXPRESSION TAG	UNP Q7CWW1
A	24	ILE	-	EXPRESSION TAG	UNP Q7CWW1
A	25	LYS	-	EXPRESSION TAG	UNP Q7CWW1
A	26	GLU	-	EXPRESSION TAG	UNP Q7CWW1
A	27	ALA	-	EXPRESSION TAG	UNP Q7CWW1
A	28	MET	-	EXPRESSION TAG	UNP Q7CWW1
A	29	LYS	-	EXPRESSION TAG	UNP Q7CWW1
A	30	SER	-	EXPRESSION TAG	UNP Q7CWW1
A	31	ASP	-	EXPRESSION TAG	UNP Q7CWW1
A	32	ASP	-	EXPRESSION TAG	UNP Q7CWW1
A	33	ALA	-	EXPRESSION TAG	UNP Q7CWW1
A	34	SER	-	EXPRESSION TAG	UNP Q7CWW1
A	35	ARG	-	EXPRESSION TAG	UNP Q7CWW1
A	36	ASN	-	EXPRESSION TAG	UNP Q7CWW1
A	37	ARG	-	EXPRESSION TAG	UNP Q7CWW1
A	38	LYS	-	EXPRESSION TAG	UNP Q7CWW1
A	39	ILE	-	EXPRESSION TAG	UNP Q7CWW1
A	40	ARG	-	EXPRESSION TAG	UNP Q7CWW1
A	41	ASP	-	EXPRESSION TAG	UNP Q7CWW1
A	42	LEU	-	EXPRESSION TAG	UNP Q7CWW1
A	43	TRP	-	EXPRESSION TAG	UNP Q7CWW1
A	44	ASP	-	EXPRESSION TAG	UNP Q7CWW1
A	45	ALA	-	EXPRESSION TAG	UNP Q7CWW1
A	46	GLU	-	EXPRESSION TAG	UNP Q7CWW1
A	47	VAL	-	EXPRESSION TAG	UNP Q7CWW1
A	48	ARG	-	EXPRESSION TAG	UNP Q7CWW1
A	49	TYR	-	EXPRESSION TAG	UNP Q7CWW1

*Continued on next page...*

*Continued from previous page...*

Chain	Residue	Modelled	Actual	Comment	Reference
A	50	HIS	-	EXPRESSION TAG	UNP Q7CWW1
A	51	PHE	-	EXPRESSION TAG	UNP Q7CWW1
A	52	ASP	-	EXPRESSION TAG	UNP Q7CWW1
A	53	ASN	-	EXPRESSION TAG	UNP Q7CWW1
A	54	GLY	-	EXPRESSION TAG	UNP Q7CWW1
A	55	ARG	-	EXPRESSION TAG	UNP Q7CWW1
A	56	THR	-	EXPRESSION TAG	UNP Q7CWW1
A	57	GLU	-	EXPRESSION TAG	UNP Q7CWW1
A	58	LYS	-	EXPRESSION TAG	UNP Q7CWW1
A	59	THR	-	EXPRESSION TAG	UNP Q7CWW1
A	60	LEU	-	EXPRESSION TAG	UNP Q7CWW1
A	61	GLU	-	EXPRESSION TAG	UNP Q7CWW1
A	62	LEU	-	EXPRESSION TAG	UNP Q7CWW1
A	63	TYR	-	EXPRESSION TAG	UNP Q7CWW1
A	64	ILE	-	EXPRESSION TAG	UNP Q7CWW1
A	65	MET	-	EXPRESSION TAG	UNP Q7CWW1
A	66	LYS	-	EXPRESSION TAG	UNP Q7CWW1
A	67	TYR	-	EXPRESSION TAG	UNP Q7CWW1
A	68	ARG	-	EXPRESSION TAG	UNP Q7CWW1
A	69	ASN	-	EXPRESSION TAG	UNP Q7CWW1
A	70	ALA	-	EXPRESSION TAG	UNP Q7CWW1
A	71	LEU	-	EXPRESSION TAG	UNP Q7CWW1
A	72	LYS	-	EXPRESSION TAG	UNP Q7CWW1
A	73	ALA	-	EXPRESSION TAG	UNP Q7CWW1
A	74	GLU	-	EXPRESSION TAG	UNP Q7CWW1
A	75	PHE	-	EXPRESSION TAG	UNP Q7CWW1
A	76	GLY	-	EXPRESSION TAG	UNP Q7CWW1
A	77	PRO	-	EXPRESSION TAG	UNP Q7CWW1
A	78	LYS	-	EXPRESSION TAG	UNP Q7CWW1
A	79	SER	-	EXPRESSION TAG	UNP Q7CWW1
A	80	THR	-	EXPRESSION TAG	UNP Q7CWW1
A	81	PRO	-	EXPRESSION TAG	UNP Q7CWW1
A	82	LEU	-	EXPRESSION TAG	UNP Q7CWW1
A	83	ALA	-	EXPRESSION TAG	UNP Q7CWW1
A	84	ILE	-	EXPRESSION TAG	UNP Q7CWW1
A	85	CYS	-	EXPRESSION TAG	UNP Q7CWW1
A	86	ASN	-	EXPRESSION TAG	UNP Q7CWW1
A	87	MET	-	EXPRESSION TAG	UNP Q7CWW1
A	88	LYS	-	EXPRESSION TAG	UNP Q7CWW1
A	89	LYS	-	EXPRESSION TAG	UNP Q7CWW1
A	90	LEU	-	EXPRESSION TAG	UNP Q7CWW1
A	91	ARG	-	EXPRESSION TAG	UNP Q7CWW1

*Continued on next page...*

Continued from previous page...

Chain	Residue	Modelled	Actual	Comment	Reference
A	92	GLU	-	EXPRESSION TAG	UNP Q7CWW1
A	93	ARG	-	EXPRESSION TAG	UNP Q7CWW1
A	94	LEU	-	EXPRESSION TAG	UNP Q7CWW1
A	95	ASN	-	EXPRESSION TAG	UNP Q7CWW1
A	96	THR	-	EXPRESSION TAG	UNP Q7CWW1
A	97	TYR	-	EXPRESSION TAG	UNP Q7CWW1
A	98	ILE	-	EXPRESSION TAG	UNP Q7CWW1
A	99	ALA	-	EXPRESSION TAG	UNP Q7CWW1
A	100	ARG	-	EXPRESSION TAG	UNP Q7CWW1
A	101	GLY	-	EXPRESSION TAG	UNP Q7CWW1
A	102	ASP	-	EXPRESSION TAG	UNP Q7CWW1
A	205	ALA	ARG	engineered mutation	UNP Q7CWW1
A	422	LYS	-	EXPRESSION TAG	UNP Q7CWW1
A	423	ARG	-	EXPRESSION TAG	UNP Q7CWW1
A	424	THR	-	EXPRESSION TAG	UNP Q7CWW1
A	425	ASN	-	EXPRESSION TAG	UNP Q7CWW1
A	426	GLU	-	EXPRESSION TAG	UNP Q7CWW1
A	427	ARG	-	EXPRESSION TAG	UNP Q7CWW1
A	428	THR	-	EXPRESSION TAG	UNP Q7CWW1
A	429	LEU	-	EXPRESSION TAG	UNP Q7CWW1
A	430	GLN	-	EXPRESSION TAG	UNP Q7CWW1
A	431	GLN	-	EXPRESSION TAG	UNP Q7CWW1
A	432	MET	-	EXPRESSION TAG	UNP Q7CWW1
A	433	ALA	-	EXPRESSION TAG	UNP Q7CWW1
A	434	THR	-	EXPRESSION TAG	UNP Q7CWW1
A	435	ILE	-	EXPRESSION TAG	UNP Q7CWW1
A	436	ALA	-	EXPRESSION TAG	UNP Q7CWW1
A	437	PRO	-	EXPRESSION TAG	UNP Q7CWW1
A	438	VAL	-	EXPRESSION TAG	UNP Q7CWW1
A	439	SER	-	EXPRESSION TAG	UNP Q7CWW1
A	440	ARG	-	EXPRESSION TAG	UNP Q7CWW1
A	441	LYS	-	EXPRESSION TAG	UNP Q7CWW1
A	442	GLY	-	EXPRESSION TAG	UNP Q7CWW1

- Molecule 2 is a DNA chain called DNA (5'-D(\*CP\*AP\*TP\*AP\*AP\*TP\*AP\*AP\*CP\*AP\*AP\*TP\*A)-3').

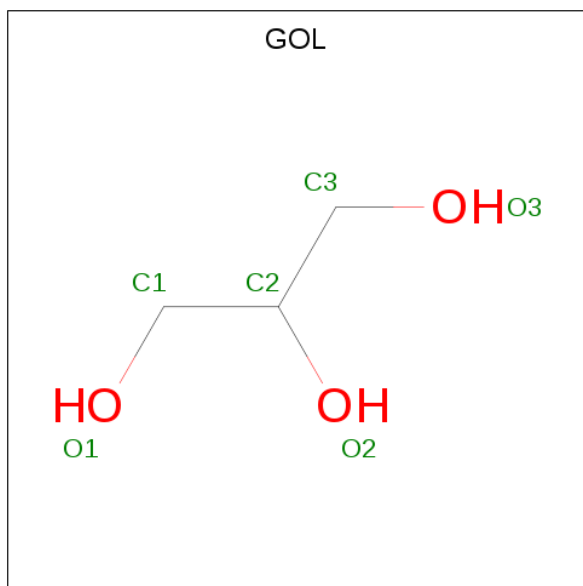
Mol	Chain	Residues	Atoms					ZeroOcc	AltConf	Trace
			Total	C	N	O	P			
2	C	13	263	128	52	71	12	0	0	0

- Molecule 3 is a DNA chain called DNA (5'-D(\*TP\*CP\*A\*TP\*GP\*AP\*TP\*AP\*TP\*TP\*G

P\*TP\*TP\*AP\*TP\*TP\*AP\*TP\*G)-3').

Mol	Chain	Residues	Atoms					ZeroOcc	AltConf	Trace
			Total	C	N	O	P			
3	D	16	327	160	53	99	15	0	0	0

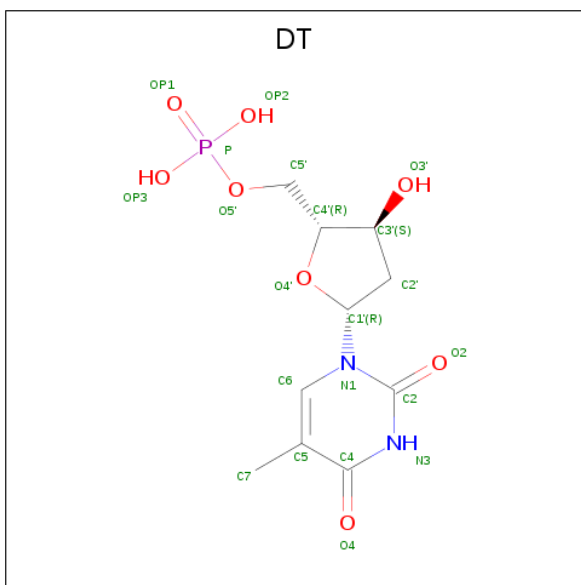
- Molecule 4 is GLYCEROL (three-letter code: GOL) (formula: C<sub>3</sub>H<sub>8</sub>O<sub>3</sub>).



Mol	Chain	Residues	Atoms			ZeroOcc	AltConf
			Total	C	O		
4	A	1	6	3	3	0	0
4	A	1	6	3	3	0	0
4	A	1	6	3	3	0	0
4	A	1	6	3	3	0	0

- Molecule 5 is THYMIDINE-5'-MONOPHOSPHATE (three-letter code: DT) (formula: C<sub>10</sub>H<sub>15</sub>N<sub>2</sub>O<sub>8</sub>P).





Mol	Chain	Residues	Atoms				ZeroOcc	AltConf
			Total	C	N	O		
5	D	1	17	10	2	5	0	0

- Molecule 6 is water.

Mol	Chain	Residues	Atoms		ZeroOcc	AltConf
6	A	195	Total	O	0	0
			195	195		
6	C	23	Total	O	0	0
			23	23		
6	D	38	Total	O	0	0
			38	38		



## 4 Data and refinement statistics

Property	Value	Source
Space group	C 1 2 1	Depositor
Cell constants a, b, c, $\alpha$ , $\beta$ , $\gamma$	117.27Å 120.39Å 58.72Å 90.00° 112.46° 90.00°	Depositor
Resolution (Å)	35.69 – 2.42 35.69 – 2.42	Depositor EDS
% Data completeness (in resolution range)	82.6 (35.69-2.42) 82.7 (35.69-2.42)	Depositor EDS
$R_{merge}$	(Not available)	Depositor
$R_{sym}$	(Not available)	Depositor
$\langle I/\sigma(I) \rangle$ <sup>1</sup>	6.16 (at 2.42Å)	Xtrriage
Refinement program	PHENIX (phenix.refine: 1.7.3_928)	Depositor
R, $R_{free}$	0.191 , 0.253 0.194 , 0.258	Depositor DCC
$R_{free}$ test set	1188 reflections (4.99%)	wwPDB-VP
Wilson B-factor (Å <sup>2</sup> )	30.8	Xtrriage
Anisotropy	0.069	Xtrriage
Bulk solvent $k_{sol}$ (e/Å <sup>3</sup> ), $B_{sol}$ (Å <sup>2</sup> )	0.32 , 63.0	EDS
L-test for twinning <sup>2</sup>	$\langle  L  \rangle = 0.51$ , $\langle L^2 \rangle = 0.35$	Xtrriage
Estimated twinning fraction	No twinning to report.	Xtrriage
$F_o, F_c$ correlation	0.92	EDS
Total number of atoms	3417	wwPDB-VP
Average B, all atoms (Å <sup>2</sup> )	58.0	wwPDB-VP

Xtrriage's analysis on translational NCS is as follows: *The largest off-origin peak in the Patterson function is 5.22% of the height of the origin peak. No significant pseudotranslation is detected.*

<sup>1</sup>Intensities estimated from amplitudes.

<sup>2</sup>Theoretical values of  $\langle |L| \rangle$ ,  $\langle L^2 \rangle$  for acentric reflections are 0.5, 0.333 respectively for untwinned datasets, and 0.375, 0.2 for perfectly twinned datasets.

## 5 Model quality [i](#)

### 5.1 Standard geometry [i](#)

Bond lengths and bond angles in the following residue types are not validated in this section: GOL, PTR

The Z score for a bond length (or angle) is the number of standard deviations the observed value is removed from the expected value. A bond length (or angle) with  $|Z| > 5$  is considered an outlier worth inspection. RMSZ is the root-mean-square of all Z scores of the bond lengths (or angles).

Mol	Chain	Bond lengths		Bond angles	
		RMSZ	# $ Z  > 5$	RMSZ	# $ Z  > 5$
1	A	0.56	0/2569	0.68	0/3472
2	C	1.00	0/296	1.92	14/454 (3.1%)
3	D	1.00	0/365	1.83	6/563 (1.1%)
All	All	0.67	0/3230	1.07	20/4489 (0.4%)

There are no bond length outliers.

The worst 5 of 20 bond angle outliers are listed below:

Mol	Chain	Res	Type	Atoms	Z	Observed( $^{\circ}$ )	Ideal( $^{\circ}$ )
3	D	22	DT	O4'-C4'-C3'	-10.04	99.97	106.00
2	C	5	DA	O4'-C1'-N9	-8.83	101.82	108.00
3	D	22	DT	C1'-O4'-C4'	-8.54	101.56	110.10
2	C	6	DT	C4-C5-C7	7.85	123.71	119.00
3	D	19	DA	O4'-C1'-N9	-6.86	103.20	108.00

There are no chirality outliers.

There are no planarity outliers.

### 5.2 Too-close contacts [i](#)

In the following table, the Non-H and H(model) columns list the number of non-hydrogen atoms and hydrogen atoms in the chain respectively. The H(added) column lists the number of hydrogen atoms added and optimized by MolProbity. The Clashes column lists the number of clashes within the asymmetric unit, whereas Symm-Clashes lists symmetry related clashes.

Mol	Chain	Non-H	H(model)	H(added)	Clashes	Symm-Clashes
1	A	2530	0	2511	49	0
2	C	263	0	147	6	0
3	D	327	0	187	6	0

*Continued on next page...*

Continued from previous page...

Mol	Chain	Non-H	H(model)	H(added)	Clashes	Symm-Clashes
4	A	24	0	32	6	0
5	D	17	0	14	2	0
6	A	195	0	0	9	0
6	C	23	0	0	0	0
6	D	38	0	0	1	0
All	All	3417	0	2891	60	0

The all-atom clashscore is defined as the number of clashes found per 1000 atoms (including hydrogen atoms). The all-atom clashscore for this structure is 10.

The worst 5 of 60 close contacts within the same asymmetric unit are listed below, sorted by their clash magnitude.

Atom-1	Atom-2	Interatomic distance (Å)	Clash overlap (Å)
1:A:150:MET:SD	6:A:691:HOH:O	2.37	0.81
4:A:502:GOL:H11	2:C:12:DT:H72	1.67	0.77
1:A:236:LEU:HD11	1:A:251:MET:HG3	1.69	0.72
3:D:30:DA:N7	6:D:224:HOH:O	2.23	0.71
1:A:352:ASP:N	1:A:352:ASP:OD1	2.24	0.70

There are no symmetry-related clashes.

## 5.3 Torsion angles [i](#)

### 5.3.1 Protein backbone [i](#)

In the following table, the Percentiles column shows the percent Ramachandran outliers of the chain as a percentile score with respect to all X-ray entries followed by that with respect to entries of similar resolution.

The Analysed column shows the number of residues for which the backbone conformation was analysed, and the total number of residues.

Mol	Chain	Analysed	Favoured	Allowed	Outliers	Percentiles
1	A	316/462 (68%)	306 (97%)	10 (3%)	0	<b>100</b> <b>100</b>

There are no Ramachandran outliers to report.

### 5.3.2 Protein sidechains [i](#)

In the following table, the Percentiles column shows the percent sidechain outliers of the chain as a percentile score with respect to all X-ray entries followed by that with respect to entries of similar resolution.

The Analysed column shows the number of residues for which the sidechain conformation was analysed, and the total number of residues.

Mol	Chain	Analysed	Rotameric	Outliers	Percentiles
1	A	264/388 (68%)	243 (92%)	21 (8%)	12 18

5 of 21 residues with a non-rotameric sidechain are listed below:

Mol	Chain	Res	Type
1	A	270	TYR
1	A	286	LYS
1	A	344	ASP
1	A	254	ARG
1	A	352	ASP

Some sidechains can be flipped to improve hydrogen bonding and reduce clashes. There are no such sidechains identified.

### 5.3.3 RNA [i](#)

There are no RNA molecules in this entry.

## 5.4 Non-standard residues in protein, DNA, RNA chains [i](#)

1 non-standard protein/DNA/RNA residue is modelled in this entry.

In the following table, the Counts columns list the number of bonds (or angles) for which Mogul statistics could be retrieved, the number of bonds (or angles) that are observed in the model and the number of bonds (or angles) that are defined in the Chemical Component Dictionary. The Link column lists molecule types, if any, to which the group is linked. The Z score for a bond length (or angle) is the number of standard deviations the observed value is removed from the expected value. A bond length (or angle) with  $|Z| > 2$  is considered an outlier worth inspection. RMSZ is the root-mean-square of all Z scores of the bond lengths (or angles).

Mol	Type	Chain	Res	Link	Bond lengths			Bond angles		
					Counts	RMSZ	# $ Z  > 2$	Counts	RMSZ	# $ Z  > 2$
1	PTR	A	405	1,2	11,15,17	1.65	2 (18%)	12,19,24	1.10	1 (8%)

In the following table, the Chirals column lists the number of chiral outliers, the number of chiral centers analysed, the number of these observed in the model and the number defined in the Chemical Component Dictionary. Similar counts are reported in the Torsion and Rings columns. '-' means no outliers of that kind were identified.

Mol	Type	Chain	Res	Link	Chirals	Torsions	Rings
1	PTR	A	405	1,2	-	2/7/10/13	0/1/1/1

All (2) bond length outliers are listed below:

Mol	Chain	Res	Type	Atoms	Z	Observed(Å)	Ideal(Å)
1	A	405	PTR	CE2-CZ	2.77	1.44	1.38
1	A	405	PTR	CE1-CZ	2.24	1.43	1.38

All (1) bond angle outliers are listed below:

Mol	Chain	Res	Type	Atoms	Z	Observed(°)	Ideal(°)
1	A	405	PTR	CG-CB-CA	-2.90	108.23	114.10

There are no chirality outliers.

All (2) torsion outliers are listed below:

Mol	Chain	Res	Type	Atoms
1	A	405	PTR	CE1-CZ-OH-P
1	A	405	PTR	CE2-CZ-OH-P

There are no ring outliers.

No monomer is involved in short contacts.

## 5.5 Carbohydrates [i](#)

There are no carbohydrates in this entry.

## 5.6 Ligand geometry [i](#)

5 ligands are modelled in this entry.

In the following table, the Counts columns list the number of bonds (or angles) for which Mogul statistics could be retrieved, the number of bonds (or angles) that are observed in the model and the number of bonds (or angles) that are defined in the Chemical Component Dictionary. The Link column lists molecule types, if any, to which the group is linked. The Z score for a bond length (or angle) is the number of standard deviations the observed value is removed from the

expected value. A bond length (or angle) with  $|Z| > 2$  is considered an outlier worth inspection. RMSZ is the root-mean-square of all Z scores of the bond lengths (or angles).

Mol	Type	Chain	Res	Link	Bond lengths			Bond angles		
					Counts	RMSZ	# $ Z  > 2$	Counts	RMSZ	# $ Z  > 2$
4	GOL	A	502	-	5,5,5	0.50	0	5,5,5	0.44	0
4	GOL	A	501	-	5,5,5	0.59	0	5,5,5	0.58	0
4	GOL	A	504	-	5,5,5	0.36	0	5,5,5	0.26	0
4	GOL	A	503	-	5,5,5	0.41	0	5,5,5	0.26	0

In the following table, the Chirals column lists the number of chiral outliers, the number of chiral centers analysed, the number of these observed in the model and the number defined in the Chemical Component Dictionary. Similar counts are reported in the Torsion and Rings columns. '2' means no outliers of that kind were identified.

Mol	Type	Chain	Res	Link	Chirals	Torsions	Rings
4	GOL	A	502	-	-	2/4/4/4	-
4	GOL	A	501	-	-	2/4/4/4	-
4	GOL	A	504	-	-	0/4/4/4	-
4	GOL	A	503	-	-	4/4/4/4	-

There are no bond length outliers.

There are no bond angle outliers.

There are no chirality outliers.

5 of 8 torsion outliers are listed below:

Mol	Chain	Res	Type	Atoms
4	A	501	GOL	O1-C1-C2-C3
4	A	503	GOL	O1-C1-C2-C3
4	A	503	GOL	C1-C2-C3-O3
4	A	501	GOL	O1-C1-C2-O2
4	A	503	GOL	O1-C1-C2-O2

There are no ring outliers.

3 monomers are involved in 6 short contacts:

Mol	Chain	Res	Type	Clashes	Symm-Clashes
4	A	502	GOL	4	0
4	A	501	GOL	1	0
4	A	503	GOL	1	0



## 5.7 Other polymers [i](#)

There are no such residues in this entry.

## 5.8 Polymer linkage issues [i](#)

There are no chain breaks in this entry.

## 6 Fit of model and data [i](#)

### 6.1 Protein, DNA and RNA chains [i](#)

In the following table, the column labelled ‘#RSRZ> 2’ contains the number (and percentage) of RSRZ outliers, followed by percent RSRZ outliers for the chain as percentile scores relative to all X-ray entries and entries of similar resolution. The OWAB column contains the minimum, median, 95<sup>th</sup> percentile and maximum values of the occupancy-weighted average B-factor per residue. The column labelled ‘Q< 0.9’ lists the number of (and percentage) of residues with an average occupancy less than 0.9.

Mol	Chain	Analysed	<RSRZ>	#RSRZ>2	OWAB(Å <sup>2</sup> )	Q<0.9
1	A	318/462 (68%)	0.08	10 (3%) 49 46	23, 55, 90, 115	0
2	C	13/13 (100%)	-0.50	0 100 100	28, 48, 111, 122	0
3	D	16/19 (84%)	-0.42	0 100 100	29, 59, 96, 121	0
All	All	347/494 (70%)	0.03	10 (2%) 51 49	23, 55, 95, 122	0

The worst 5 of 10 RSRZ outliers are listed below:

Mol	Chain	Res	Type	RSRZ
1	A	272	LYS	5.0
1	A	103	TYR	3.1
1	A	121	PHE	3.1
1	A	421	LEU	2.8
1	A	270	TYR	2.8

### 6.2 Non-standard residues in protein, DNA, RNA chains [i](#)

In the following table, the Atoms column lists the number of modelled atoms in the group and the number defined in the chemical component dictionary. The B-factors column lists the minimum, median, 95<sup>th</sup> percentile and maximum values of B factors of atoms in the group. The column labelled ‘Q< 0.9’ lists the number of atoms with occupancy less than 0.9.

Mol	Type	Chain	Res	Atoms	RSCC	RSR	B-factors(Å <sup>2</sup> )	Q<0.9
1	PTR	A	405	15/17	0.96	0.19	27,33,45,45	0

### 6.3 Carbohydrates [i](#)

There are no carbohydrates in this entry.

## 6.4 Ligands [i](#)

In the following table, the Atoms column lists the number of modelled atoms in the group and the number defined in the chemical component dictionary. The B-factors column lists the minimum, median, 95<sup>th</sup> percentile and maximum values of B factors of atoms in the group. The column labelled 'Q< 0.9' lists the number of atoms with occupancy less than 0.9.

Mol	Type	Chain	Res	Atoms	RSCC	RSR	B-factors(Å <sup>2</sup> )	Q<0.9
4	GOL	A	504	6/6	0.51	0.30	99,103,103,104	0
5	DT	D	101	17/21	0.75	0.38	94,105,110,111	0
4	GOL	A	503	6/6	0.79	0.31	79,90,91,95	0
4	GOL	A	501	6/6	0.88	0.27	47,56,69,72	0
4	GOL	A	502	6/6	0.92	0.35	42,59,68,79	0

## 6.5 Other polymers [i](#)

There are no such residues in this entry.