



Full wwPDB X-ray Structure Validation Report ⓘ

Aug 27, 2023 – 02:13 AM EDT

PDB ID : 3FKS
Title : Yeast F1 ATPase in the absence of bound nucleotides
Authors : Kabaleswaran, V.; Symersky, J.; Shen, H.; Walker, J.E.; Leslie, A.G.W.;
Mueller, D.M.
Deposited on : 2008-12-17
Resolution : 3.59 Å(reported)

This is a Full wwPDB X-ray Structure Validation Report for a publicly released PDB entry.

We welcome your comments at validation@mail.wwpdb.org

A user guide is available at

<https://www.wwpdb.org/validation/2017/XrayValidationReportHelp>

with specific help available everywhere you see the ⓘ symbol.

The types of validation reports are described at

<http://www.wwpdb.org/validation/2017/FAQs#types>.

The following versions of software and data (see [references ⓘ](#)) were used in the production of this report:

MolProbity : 4.02b-467
Mogul : 1.8.5 (274361), CSD as541be (2020)
Xtriage (Phenix) : 1.13
EDS : 2.35
Percentile statistics : 20191225.v01 (using entries in the PDB archive December 25th 2019)
Refmac : 5.8.0158
CCP4 : 7.0.044 (Gargrove)
Ideal geometry (proteins) : Engh & Huber (2001)
Ideal geometry (DNA, RNA) : Parkinson et al. (1996)
Validation Pipeline (wwPDB-VP) : 2.35

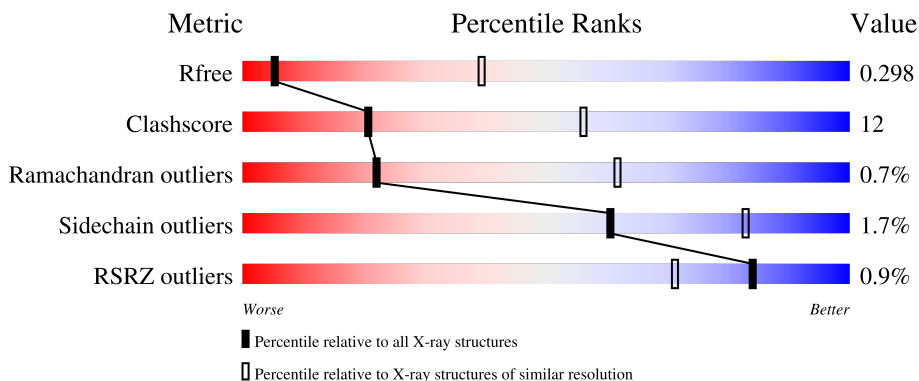
1 Overall quality at a glance i

The following experimental techniques were used to determine the structure:

X-RAY DIFFRACTION

The reported resolution of this entry is 3.59 Å.

Percentile scores (ranging between 0-100) for global validation metrics of the entry are shown in the following graphic. The table shows the number of entries on which the scores are based.



Metric	Whole archive (#Entries)	Similar resolution (#Entries, resolution range(Å))
R_{free}	130704	1094 (3.66-3.50)
Clashscore	141614	1181 (3.66-3.50)
Ramachandran outliers	138981	1143 (3.66-3.50)
Sidechain outliers	138945	1143 (3.66-3.50)
RSRZ outliers	127900	1012 (3.66-3.50)

The table below summarises the geometric issues observed across the polymeric chains and their fit to the electron density. The red, orange, yellow and green segments of the lower bar indicate the fraction of residues that contain outliers for ≥ 3 , 2, 1 and 0 types of geometric quality criteria respectively. A grey segment represents the fraction of residues that are not modelled. The numeric value for each fraction is indicated below the corresponding segment, with a dot representing fractions $\leq 5\%$. The upper red bar (where present) indicates the fraction of residues that have poor fit to the electron density. The numeric value is given above the bar.

Mol	Chain	Length	Quality of chain
1	A	510	 72% 22% • 5%
1	B	510	 68% 26% 6%
1	C	510	 71% 24% 5%
1	J	510	 75% 19% • 6%
1	K	510	 67% 27% • 5%

Continued on next page...

Continued from previous page...

Mol	Chain	Length	Quality of chain
1	L	510	75% 19% • 5%
1	S	510	68% 25% • 6%
1	T	510	64% 28% • 7%
1	U	510	66% 27% 6%
2	D	484	68% 27% • •
2	E	484	68% 27% • •
2	F	484	71% 25% • •
2	M	484	72% 24% • •
2	N	484	68% 26% • •
2	O	484	71% 25% • •
2	V	484	7% 59% 33% • 6%
2	W	484	72% 23% • •
2	X	484	71% 25% • •
3	G	278	70% 26% •
3	P	278	3% 43% 39% • 15%
3	Y	278	50% 15% • 33%
4	H	138	52% 29% • 16%
4	Q	138	2% 41% 8% 51%
4	Z	138	8% 92%
5	I	61	39% • 59%
5	I	61	62% 11% • 25%
5	R	61	38% • 59%

2 Entry composition

There are 6 unique types of molecules in this entry. The entry contains 71793 atoms, of which 0 are hydrogens and 0 are deuteriums.

In the tables below, the ZeroOcc column contains the number of atoms modelled with zero occupancy, the AltConf column contains the number of residues with at least one atom in alternate conformation and the Trace column contains the number of residues modelled with at most 2 atoms.

- Molecule 1 is a protein called ATP synthase subunit alpha, mitochondrial.

Mol	Chain	Residues	Atoms					ZeroOcc	AltConf	Trace
			Total	C	N	O	S			
1	A	484	Total 3679	C 2322	N 650	O 704	S 3	0	0	0
1	B	479	Total 3645	C 2302	N 645	O 695	S 3	0	0	0
1	C	484	Total 3680	C 2325	N 650	O 702	S 3	0	0	0
1	J	481	Total 3656	C 2309	N 646	O 698	S 3	0	0	0
1	K	484	Total 3659	C 2309	N 650	O 697	S 3	0	0	0
1	L	484	Total 3680	C 2325	N 650	O 702	S 3	0	0	0
1	S	481	Total 3657	C 2310	N 646	O 698	S 3	0	0	0
1	T	473	Total 3596	C 2272	N 635	O 686	S 3	0	0	0
1	U	477	Total 3629	C 2296	N 643	O 687	S 3	0	0	0

- Molecule 2 is a protein called ATP synthase subunit beta, mitochondrial.

Mol	Chain	Residues	Atoms					ZeroOcc	AltConf	Trace
			Total	C	N	O	S			
2	D	466	Total 3517	C 2232	N 599	O 680	S 6	0	0	0
2	E	468	Total 3536	C 2243	N 602	O 685	S 6	0	0	0
2	F	471	Total 3558	C 2255	N 606	O 691	S 6	0	0	0
2	M	469	Total 3540	C 2244	N 603	O 687	S 6	0	0	0
2	N	466	Total 3522	C 2235	N 600	O 681	S 6	0	0	0

Continued on next page...

Continued from previous page...

Mol	Chain	Residues	Atoms					ZeroOcc	AltConf	Trace
2	O	469	Total	C	N	O	S	0	0	0
			3539	2245	603	685	6			
2	V	455	Total	C	N	O	S	0	0	0
			3457	2192	589	670	6			
2	W	466	Total	C	N	O	S	0	0	0
			3526	2237	600	683	6			
2	X	469	Total	C	N	O	S	0	0	0
			3543	2247	603	687	6			

There are 72 discrepancies between the modelled and reference sequences:

Chain	Residue	Modelled	Actual	Comment	Reference
D	-5	ALA	-	expression tag	UNP P00830
D	-4	SER	-	expression tag	UNP P00830
D	-3	HIS	-	expression tag	UNP P00830
D	-2	HIS	-	expression tag	UNP P00830
D	-1	HIS	-	expression tag	UNP P00830
D	0	HIS	-	expression tag	UNP P00830
D	1	HIS	-	expression tag	UNP P00830
D	2	HIS	-	expression tag	UNP P00830
E	-5	ALA	-	expression tag	UNP P00830
E	-4	SER	-	expression tag	UNP P00830
E	-3	HIS	-	expression tag	UNP P00830
E	-2	HIS	-	expression tag	UNP P00830
E	-1	HIS	-	expression tag	UNP P00830
E	0	HIS	-	expression tag	UNP P00830
E	1	HIS	-	expression tag	UNP P00830
E	2	HIS	-	expression tag	UNP P00830
F	-5	ALA	-	expression tag	UNP P00830
F	-4	SER	-	expression tag	UNP P00830
F	-3	HIS	-	expression tag	UNP P00830
F	-2	HIS	-	expression tag	UNP P00830
F	-1	HIS	-	expression tag	UNP P00830
F	0	HIS	-	expression tag	UNP P00830
F	1	HIS	-	expression tag	UNP P00830
F	2	HIS	-	expression tag	UNP P00830
M	-5	ALA	-	expression tag	UNP P00830
M	-4	SER	-	expression tag	UNP P00830
M	-3	HIS	-	expression tag	UNP P00830
M	-2	HIS	-	expression tag	UNP P00830
M	-1	HIS	-	expression tag	UNP P00830
M	0	HIS	-	expression tag	UNP P00830
M	1	HIS	-	expression tag	UNP P00830

Continued on next page...

Continued from previous page...

Chain	Residue	Modelled	Actual	Comment	Reference
M	2	HIS	-	expression tag	UNP P00830
N	-5	ALA	-	expression tag	UNP P00830
N	-4	SER	-	expression tag	UNP P00830
N	-3	HIS	-	expression tag	UNP P00830
N	-2	HIS	-	expression tag	UNP P00830
N	-1	HIS	-	expression tag	UNP P00830
N	0	HIS	-	expression tag	UNP P00830
N	1	HIS	-	expression tag	UNP P00830
N	2	HIS	-	expression tag	UNP P00830
O	-5	ALA	-	expression tag	UNP P00830
O	-4	SER	-	expression tag	UNP P00830
O	-3	HIS	-	expression tag	UNP P00830
O	-2	HIS	-	expression tag	UNP P00830
O	-1	HIS	-	expression tag	UNP P00830
O	0	HIS	-	expression tag	UNP P00830
O	1	HIS	-	expression tag	UNP P00830
O	2	HIS	-	expression tag	UNP P00830
V	-5	ALA	-	expression tag	UNP P00830
V	-4	SER	-	expression tag	UNP P00830
V	-3	HIS	-	expression tag	UNP P00830
V	-2	HIS	-	expression tag	UNP P00830
V	-1	HIS	-	expression tag	UNP P00830
V	0	HIS	-	expression tag	UNP P00830
V	1	HIS	-	expression tag	UNP P00830
V	2	HIS	-	expression tag	UNP P00830
W	-5	ALA	-	expression tag	UNP P00830
W	-4	SER	-	expression tag	UNP P00830
W	-3	HIS	-	expression tag	UNP P00830
W	-2	HIS	-	expression tag	UNP P00830
W	-1	HIS	-	expression tag	UNP P00830
W	0	HIS	-	expression tag	UNP P00830
W	1	HIS	-	expression tag	UNP P00830
W	2	HIS	-	expression tag	UNP P00830
X	-5	ALA	-	expression tag	UNP P00830
X	-4	SER	-	expression tag	UNP P00830
X	-3	HIS	-	expression tag	UNP P00830
X	-2	HIS	-	expression tag	UNP P00830
X	-1	HIS	-	expression tag	UNP P00830
X	0	HIS	-	expression tag	UNP P00830
X	1	HIS	-	expression tag	UNP P00830
X	2	HIS	-	expression tag	UNP P00830

- Molecule 3 is a protein called ATP synthase subunit gamma, mitochondrial.

Mol	Chain	Residues	Atoms					ZeroOcc	AltConf	Trace
3	G	268	Total	C	N	O	S	0	0	0
			2070	1300	357	403	10			
3	P	235	Total	C	N	O	S	0	0	0
			1766	1109	303	344	10			
3	Y	187	Total	C	N	O	S	0	0	0
			1444	901	257	277	9			

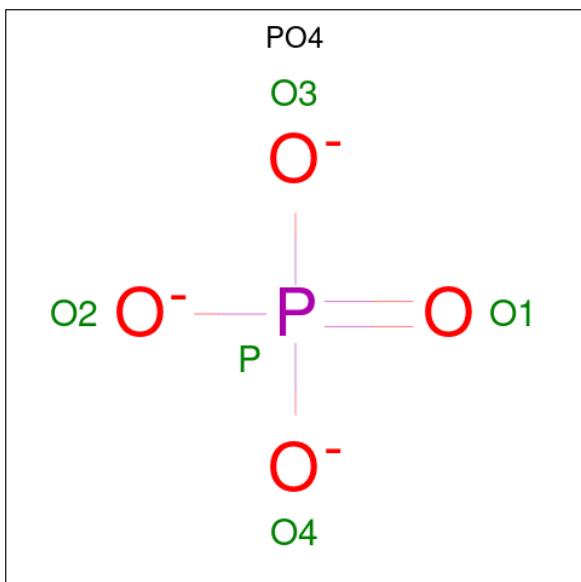
- Molecule 4 is a protein called ATP synthase subunit delta, mitochondrial.

Mol	Chain	Residues	Atoms					ZeroOcc	AltConf	Trace
4	H	116	Total	C	N	O	S	0	0	0
			849	539	140	168	2			
4	Q	68	Total	C	N	O		0	0	0
			339	203	68	68				
4	Z	11	Total	C	N	O		0	0	0
			55	33	11	11				

- Molecule 5 is a protein called ATP synthase subunit epsilon, mitochondrial.

Mol	Chain	Residues	Atoms				ZeroOcc	AltConf	Trace
5	I	46	Total	C	N	O	0	0	0
			326	209	51	66			
5	R	25	Total	C	N	O	0	0	0
			125	75	25	25			
5	1	25	Total	C	N	O	0	0	0
			125	75	25	25			

- Molecule 6 is PHOSPHATE ION (three-letter code: PO4) (formula: O₄P).

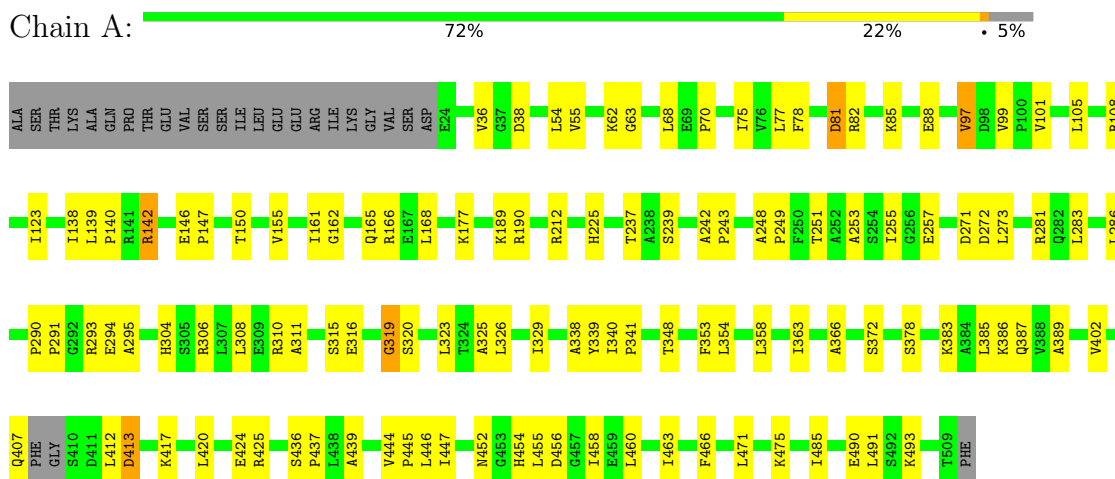


Mol	Chain	Residues	Atoms	ZeroOcc	AltConf
6	A	1	Total O P 5 4 1	0	0
6	B	1	Total O P 5 4 1	0	0
6	C	1	Total O P 5 4 1	0	0
6	D	1	Total O P 5 4 1	0	0
6	F	1	Total O P 5 4 1	0	0
6	J	1	Total O P 5 4 1	0	0
6	K	1	Total O P 5 4 1	0	0
6	L	1	Total O P 5 4 1	0	0
6	M	1	Total O P 5 4 1	0	0
6	N	1	Total O P 5 4 1	0	0
6	O	1	Total O P 5 4 1	0	0
6	S	1	Total O P 5 4 1	0	0
6	T	1	Total O P 5 4 1	0	0
6	U	1	Total O P 5 4 1	0	0
6	X	1	Total O P 5 4 1	0	0

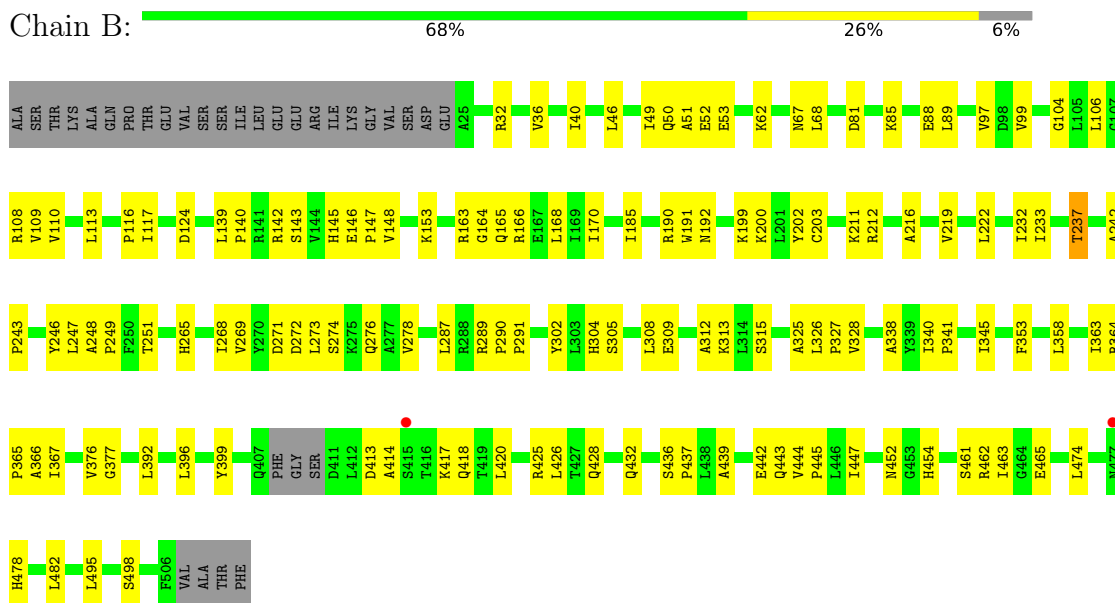
3 Residue-property plots

These plots are drawn for all protein, RNA, DNA and oligosaccharide chains in the entry. The first graphic for a chain summarises the proportions of the various outlier classes displayed in the second graphic. The second graphic shows the sequence view annotated by issues in geometry and electron density. Residues are color-coded according to the number of geometric quality criteria for which they contain at least one outlier: green = 0, yellow = 1, orange = 2 and red = 3 or more. A red dot above a residue indicates a poor fit to the electron density ($RSRZ > 2$). Stretches of 2 or more consecutive residues without any outlier are shown as a green connector. Residues present in the sample, but not in the model, are shown in grey.

- Molecule 1: ATP synthase subunit alpha, mitochondrial

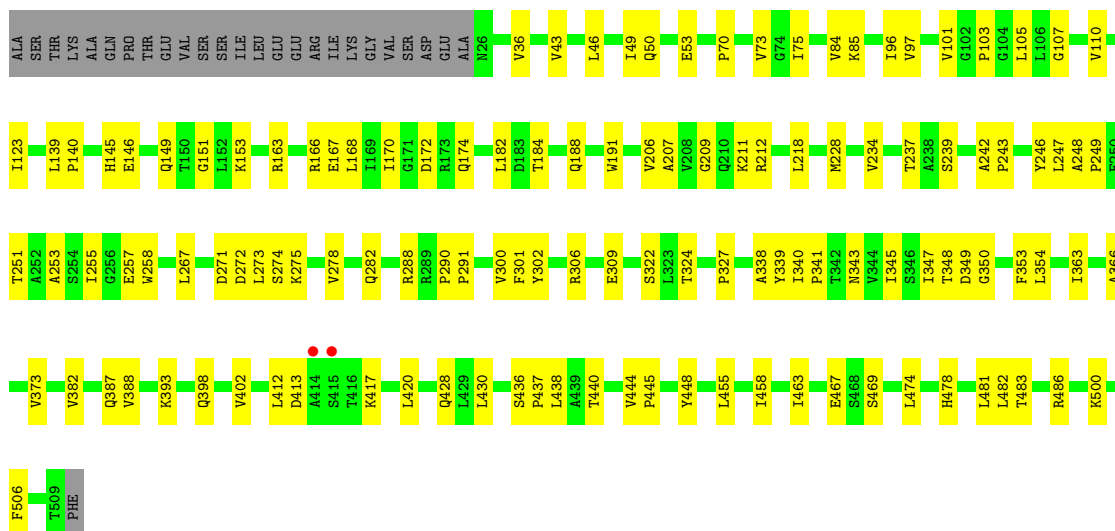


- Molecule 1: ATP synthase subunit alpha, mitochondrial



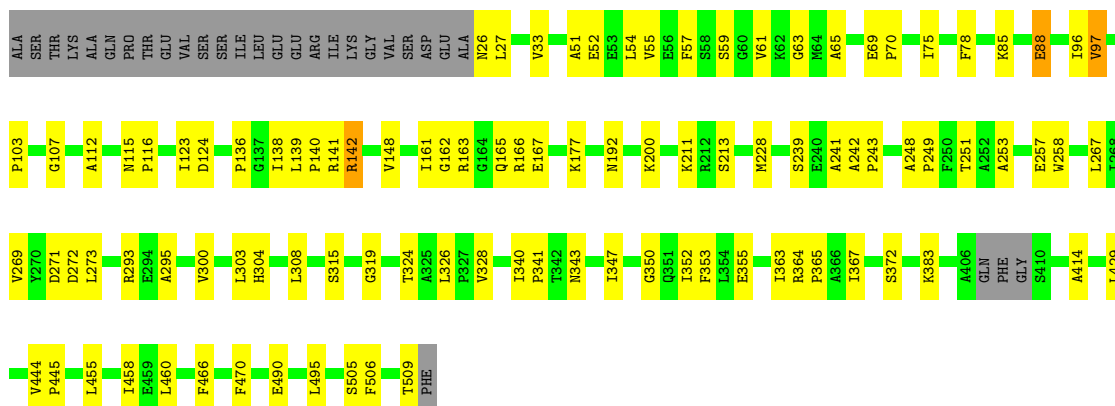
- Molecule 1: ATP synthase subunit alpha, mitochondrial

Chain C:  71% 24% 5%



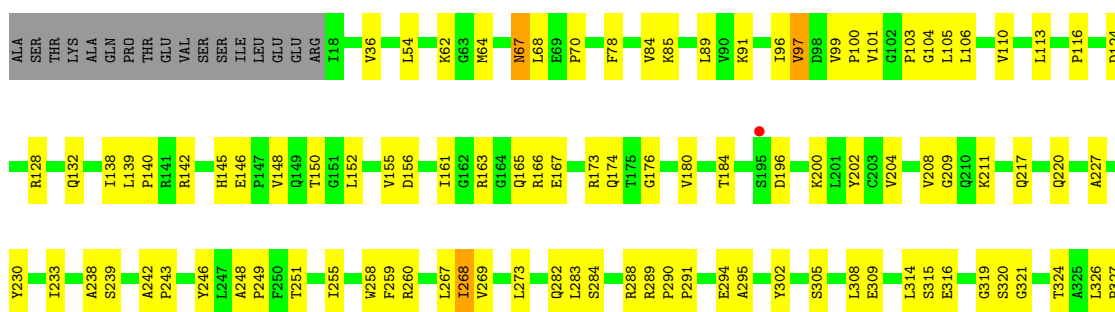
- Molecule 1: ATP synthase subunit alpha, mitochondrial

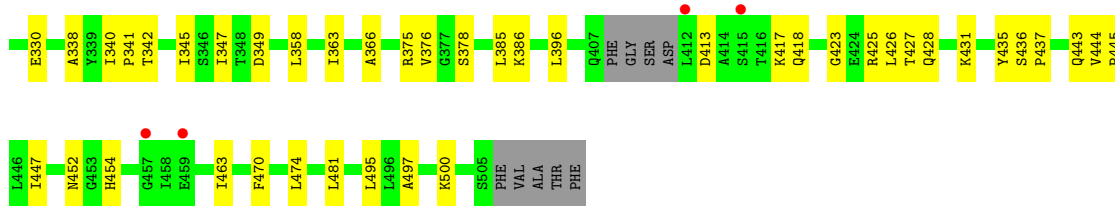
Chain J:  75% 19% 6%



- Molecule 1: ATP synthase subunit alpha, mitochondrial

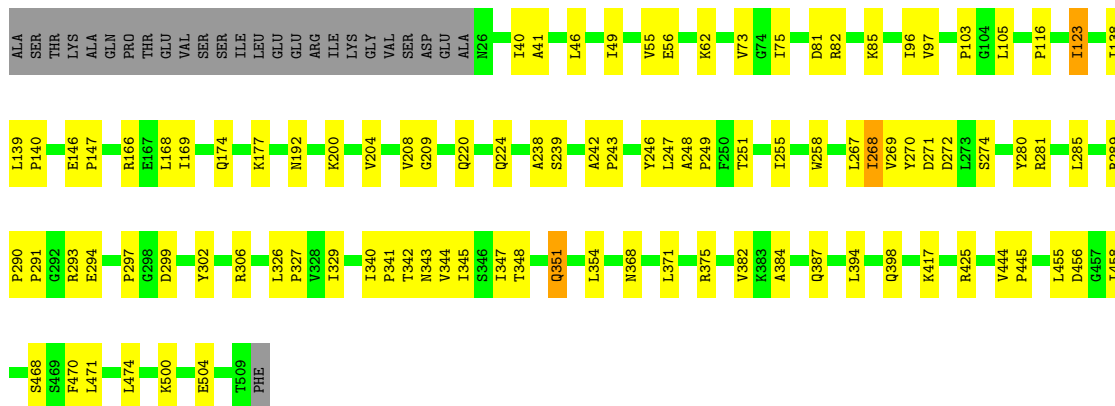
Chain K:  67% 27% 5%





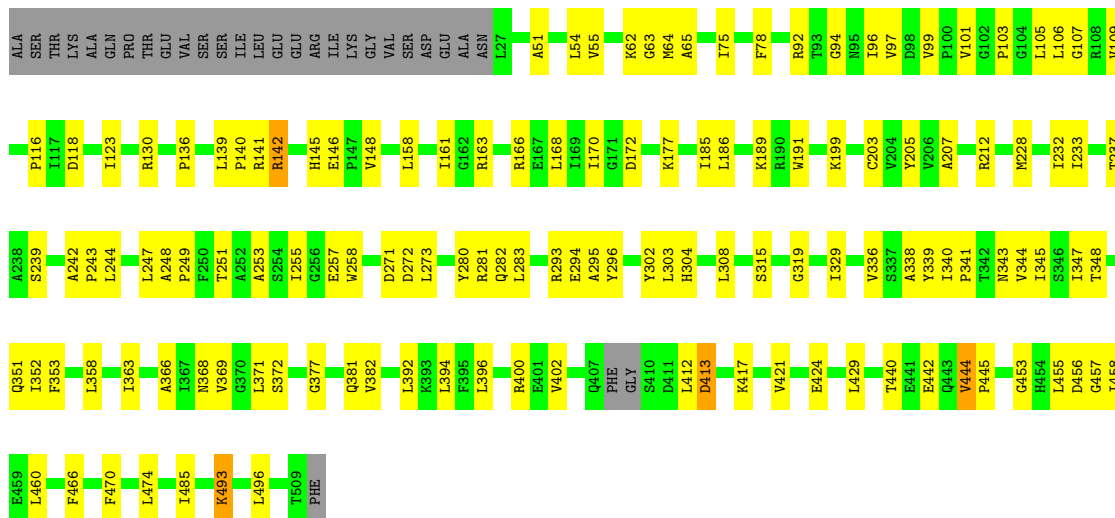
- Molecule 1: ATP synthase subunit alpha, mitochondrial

Chain L: 75% 19% • 5%



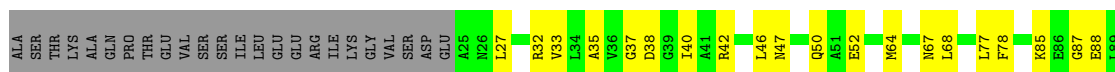
- Molecule 1: ATP synthase subunit alpha, mitochondrial

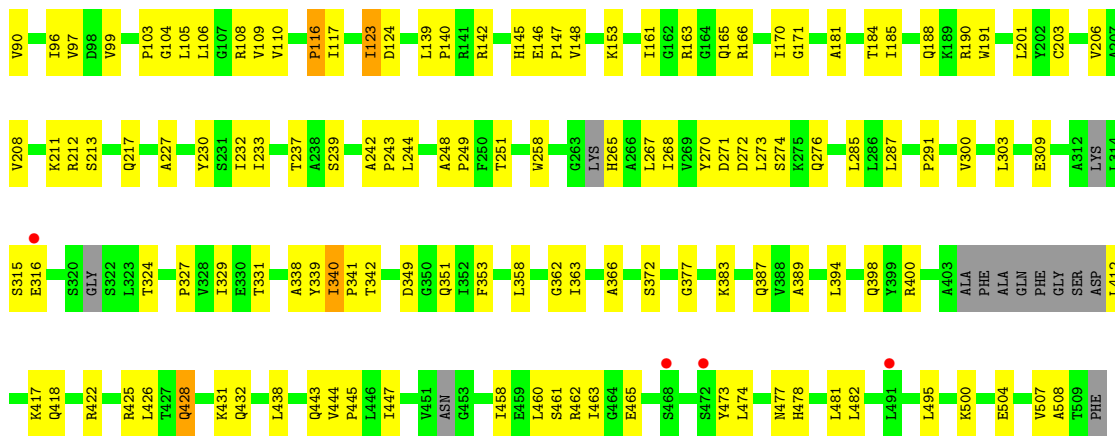
Chain S: 68% 25% • 6%



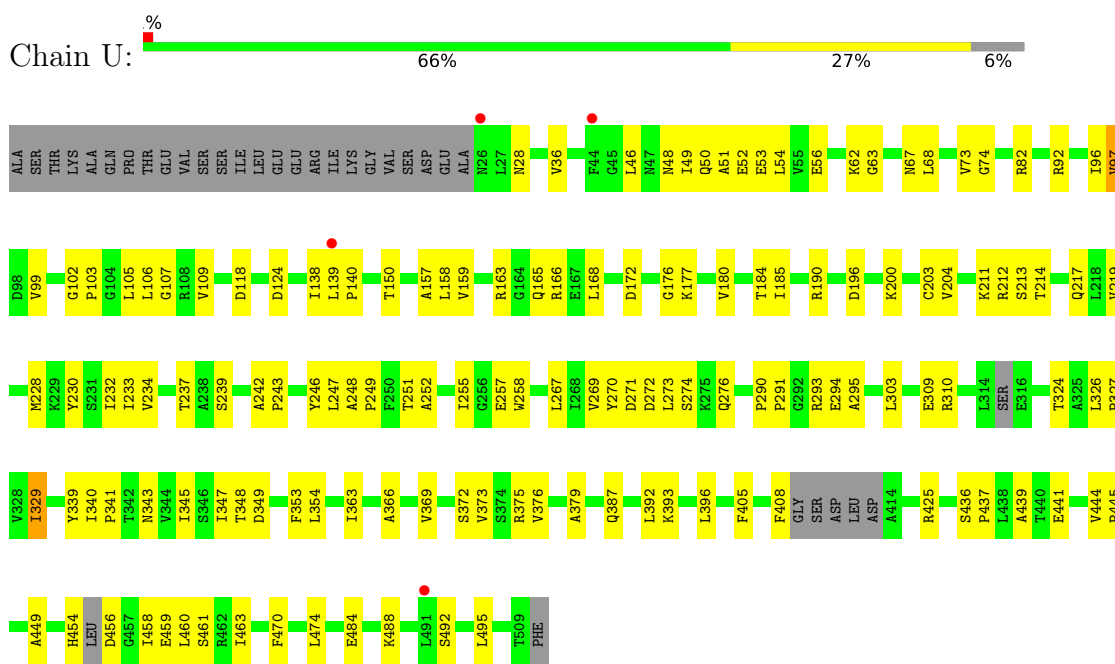
- Molecule 1: ATP synthase subunit alpha, mitochondrial

Chain T: 64% 28% • 7%

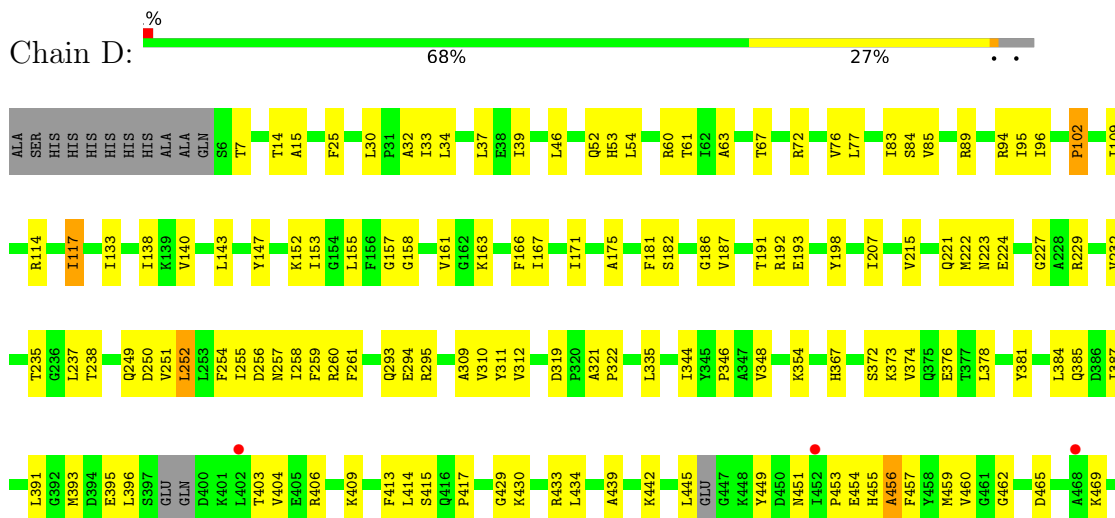




• Molecule 1: ATP synthase subunit alpha, mitochondrial



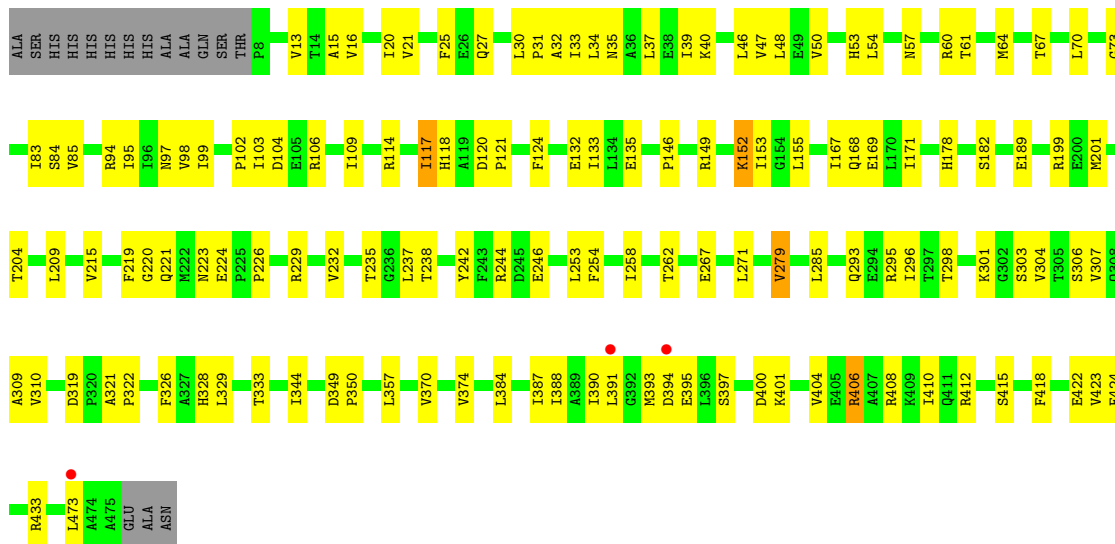
• Molecule 2: ATP synthase subunit beta, mitochondrial



A474
ALA
GLU
ALA
ASN

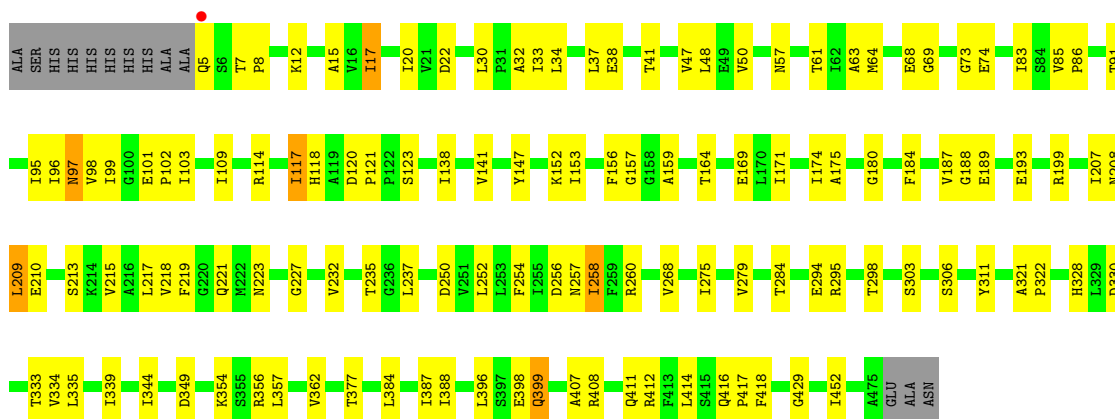
• Molecule 2: ATP synthase subunit beta, mitochondrial

Chain E: 68% 27%



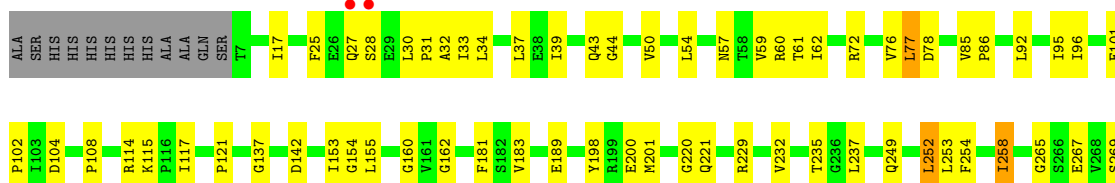
• Molecule 2: ATP synthase subunit beta, mitochondrial

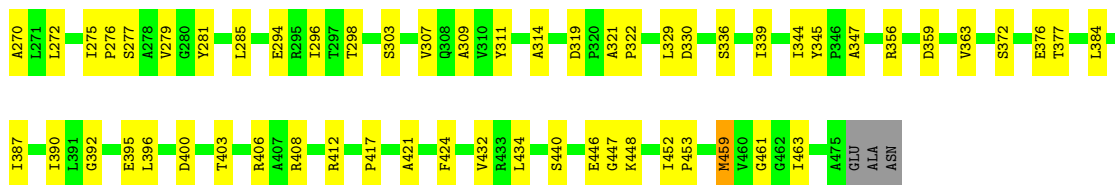
Chain F: 71% 25%



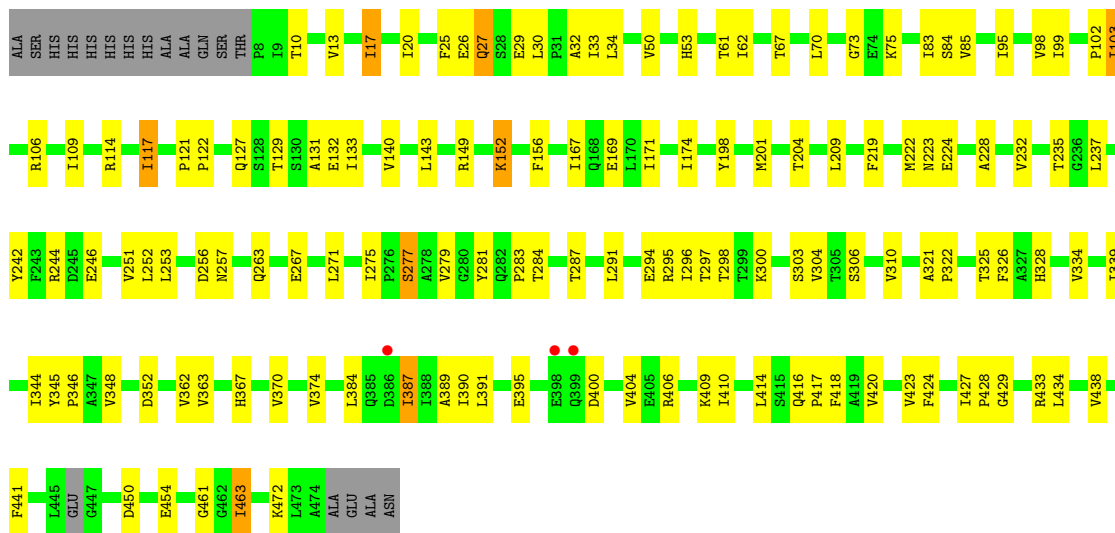
• Molecule 2: ATP synthase subunit beta, mitochondrial

Chain M: 72% 24%

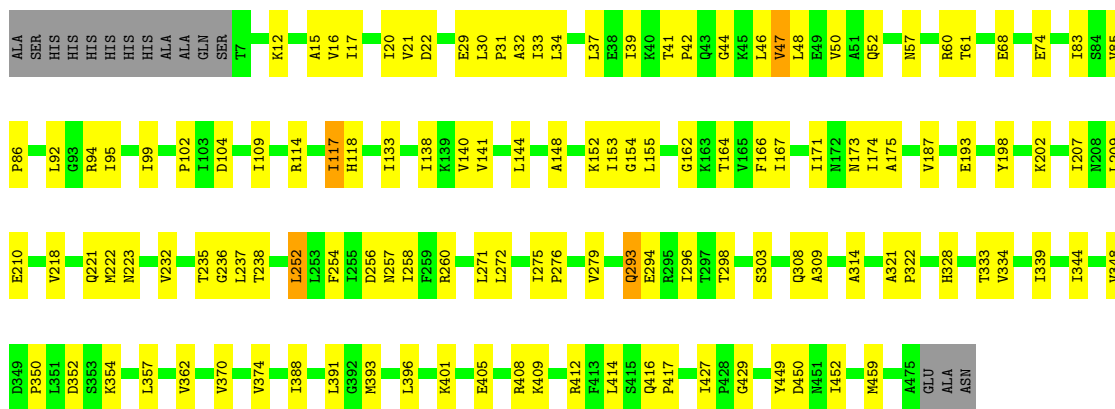




- Molecule 2: ATP synthase subunit beta, mitochondrial



- Molecule 2: ATP synthase subunit beta, mitochondrial

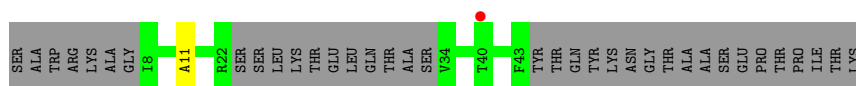


- Molecule 2: ATP synthase subunit beta, mitochondrial



- Molecule 5: ATP synthase subunit epsilon, mitochondrial

Chain 1: 



4 Data and refinement statistics

Property	Value	Source
Space group	P 1 21 1	Depositor
Cell constants a, b, c, α , β , γ	111.93Å 290.49Å 188.70Å 90.00° 101.75° 90.00°	Depositor
Resolution (Å)	33.20 – 3.59 33.20 – 3.59	Depositor EDS
% Data completeness (in resolution range)	98.1 (33.20-3.59) 98.1 (33.20-3.59)	Depositor EDS
R_{merge}	0.09	Depositor
R_{sym}	(Not available)	Depositor
$\langle I/\sigma(I) \rangle$ ¹	2.43 (at 3.56Å)	Xtrriage
Refinement program	PHENIX	Depositor
R, R_{free}	0.242 , 0.306 0.231 , 0.298	Depositor DCC
R_{free} test set	2727 reflections (2.02%)	wwPDB-VP
Wilson B-factor (Å ²)	111.7	Xtrriage
Anisotropy	0.115	Xtrriage
Bulk solvent k_{sol} (e/Å ³), B_{sol} (Å ²)	0.28 , 50.7	EDS
L-test for twinning ²	$\langle L \rangle = 0.48$, $\langle L^2 \rangle = 0.31$	Xtrriage
Estimated twinning fraction	No twinning to report.	Xtrriage
F_o, F_c correlation	0.92	EDS
Total number of atoms	71793	wwPDB-VP
Average B, all atoms (Å ²)	113.0	wwPDB-VP

Xtrriage's analysis on translational NCS is as follows: *The largest off-origin peak in the Patterson function is 2.48% of the height of the origin peak. No significant pseudotranslation is detected.*

¹Intensities estimated from amplitudes.

²Theoretical values of $\langle |L| \rangle$, $\langle L^2 \rangle$ for acentric reflections are 0.5, 0.333 respectively for untwinned datasets, and 0.375, 0.2 for perfectly twinned datasets.

5 Model quality

5.1 Standard geometry

Bond lengths and bond angles in the following residue types are not validated in this section: PO4

The Z score for a bond length (or angle) is the number of standard deviations the observed value is removed from the expected value. A bond length (or angle) with $|Z| > 5$ is considered an outlier worth inspection. RMSZ is the root-mean-square of all Z scores of the bond lengths (or angles).

Mol	Chain	Bond lengths		Bond angles	
		RMSZ	# Z >5	RMSZ	# Z >5
1	A	0.20	0/3733	0.36	0/5052
1	B	0.20	0/3699	0.36	0/5005
1	C	0.20	0/3736	0.36	0/5057
1	J	0.20	0/3710	0.36	0/5021
1	K	0.20	0/3712	0.36	0/5023
1	L	0.20	0/3736	0.36	0/5057
1	S	0.23	0/3711	0.37	0/5022
1	T	0.20	0/3645	0.36	0/4929
1	U	0.20	0/3682	0.36	0/4979
2	D	0.22	0/3571	0.39	0/4840
2	E	0.21	0/3592	0.38	0/4870
2	F	0.20	0/3614	0.39	0/4901
2	M	0.22	0/3596	0.39	0/4877
2	N	0.20	0/3577	0.38	0/4848
2	O	0.20	0/3595	0.39	0/4876
2	V	0.21	0/3506	0.39	0/4742
2	W	0.20	0/3582	0.38	0/4856
2	X	0.20	0/3599	0.39	0/4881
3	G	0.22	0/2096	0.37	0/2822
3	P	0.24	0/1780	0.42	0/2388
3	Y	0.21	0/1451	0.37	0/1939
4	H	0.21	0/858	0.36	0/1161
4	Q	0.26	0/334	0.42	0/457
4	Z	0.16	0/54	0.36	0/74
5	1	0.34	0/123	0.43	0/169
5	I	0.20	0/329	0.38	0/449
5	R	0.18	0/123	0.33	0/169
All	All	0.21	0/72744	0.38	0/98464

There are no bond length outliers.

There are no bond angle outliers.

There are no chirality outliers.

There are no planarity outliers.

5.2 Too-close contacts

In the following table, the Non-H and H(model) columns list the number of non-hydrogen atoms and hydrogen atoms in the chain respectively. The H(added) column lists the number of hydrogen atoms added and optimized by MolProbity. The Clashes column lists the number of clashes within the asymmetric unit, whereas Symm-Clashes lists symmetry-related clashes.

Mol	Chain	Non-H	H(model)	H(added)	Clashes	Symm-Clashes
1	A	3679	0	3762	80	0
1	B	3645	0	3730	90	0
1	C	3680	0	3764	92	0
1	J	3656	0	3743	66	0
1	K	3659	0	3732	98	0
1	L	3680	0	3764	79	0
1	S	3657	0	3745	102	0
1	T	3596	0	3681	108	0
1	U	3629	0	3710	90	0
2	D	3517	0	3594	106	0
2	E	3536	0	3610	96	0
2	F	3558	0	3629	104	0
2	M	3540	0	3607	77	0
2	N	3522	0	3598	101	0
2	O	3539	0	3612	89	0
2	V	3457	0	3510	120	0
2	W	3526	0	3600	83	0
2	X	3543	0	3616	84	0
3	G	2070	0	2128	49	0
3	P	1766	0	1794	89	0
3	Y	1444	0	1491	31	0
4	H	849	0	845	35	0
4	Q	339	0	160	4	0
4	Z	55	0	30	0	0
5	1	125	0	66	0	0
5	I	326	0	286	7	0
5	R	125	0	63	1	0
6	A	5	0	0	0	0
6	B	5	0	0	0	0
6	C	5	0	0	0	0
6	D	5	0	0	0	0
6	F	5	0	0	0	0
6	J	5	0	0	0	0

Continued on next page...

Continued from previous page...

Mol	Chain	Non-H	H(model)	H(added)	Clashes	Symm-Clashes
6	K	5	0	0	0	0
6	L	5	0	0	0	0
6	M	5	0	0	0	0
6	N	5	0	0	0	0
6	O	5	0	0	0	0
6	S	5	0	0	0	0
6	T	5	0	0	0	0
6	U	5	0	0	0	0
6	X	5	0	0	0	0
All	All	71793	0	72870	1775	0

The all-atom clashscore is defined as the number of clashes found per 1000 atoms (including hydrogen atoms). The all-atom clashscore for this structure is 12.

All (1775) close contacts within the same asymmetric unit are listed below, sorted by their clash magnitude.

Atom-1	Atom-2	Interatomic distance (Å)	Clash overlap (Å)
1:S:444:VAL:HG23	1:S:445:PRO:HD3	1.47	0.96
1:A:85:LYS:HE2	2:D:32:ALA:HB2	1.47	0.96
1:U:73:VAL:HG22	2:V:72:ARG:HH22	1.33	0.93
4:H:102:LYS:HG2	4:H:105:LEU:HD11	1.49	0.93
2:M:237:LEU:HD11	2:M:296:ILE:HG12	1.53	0.90
2:E:95:ILE:HG22	2:E:103:ILE:HG13	1.56	0.88
3:P:110:ILE:HG12	3:P:130:ILE:HD13	1.56	0.87
2:W:188:GLY:HA3	2:W:260:ARG:HG2	1.55	0.86
2:E:50:VAL:HA	2:E:61:THR:HG22	1.58	0.86
3:P:38:LYS:HE3	3:P:42:LYS:HE2	1.56	0.85
3:G:198:GLU:HB3	4:H:48:THR:HG22	1.58	0.85
1:U:212:ARG:HG3	1:U:237:THR:HG21	1.57	0.85
2:D:321:ALA:HB3	2:D:322:PRO:HD3	1.59	0.84
2:V:83:ILE:HD11	2:V:99:ILE:HA	1.58	0.84
2:X:321:ALA:HB3	2:X:322:PRO:HD3	1.61	0.83
2:V:244:ARG:HD3	2:V:304:VAL:HG23	1.59	0.83
2:F:208:ASN:H	2:F:213:SER:HB3	1.42	0.83
2:V:413:PHE:HB2	2:V:457:PHE:HB3	1.59	0.82
3:P:38:LYS:C	3:P:40:SER:CA	2.48	0.82
1:J:239:SER:HB2	2:M:294:GLU:HG3	1.62	0.82
3:Y:121:THR:HG22	3:Y:122:HIS:HD1	1.43	0.82
2:M:154:GLY:HA3	2:M:329:LEU:HD13	1.61	0.81
2:D:163:LYS:HG2	2:D:335:LEU:HD12	1.63	0.80
2:F:209:LEU:HD12	2:F:210:GLU:H	1.47	0.80

Continued on next page...

Continued from previous page...

Atom-1	Atom-2	Interatomic distance (Å)	Clash overlap (Å)
3:P:182:ILE:HG21	3:P:214:LEU:HD12	1.63	0.79
1:T:273:LEU:HD12	1:T:327:PRO:HB3	1.62	0.79
1:A:239:SER:HB2	2:D:294:GLU:HG3	1.63	0.79
1:K:85:LYS:HE2	2:N:32:ALA:HB2	1.63	0.78
1:L:239:SER:HB2	2:O:294:GLU:HG3	1.63	0.78
1:T:474:LEU:HD13	1:T:482:LEU:HD21	1.64	0.78
1:B:392:LEU:HD11	1:B:426:LEU:HD21	1.65	0.78
1:A:212:ARG:HG3	1:A:237:THR:HG21	1.65	0.78
1:L:55:VAL:HG21	1:L:75:ILE:HD13	1.65	0.78
1:S:116:PRO:HG3	1:S:123:ILE:HG12	1.66	0.78
1:C:239:SER:HB2	2:F:294:GLU:HG3	1.65	0.78
2:M:321:ALA:HB3	2:M:322:PRO:HD3	1.66	0.77
2:V:430:LYS:HD3	2:V:461:GLY:HA3	1.65	0.77
2:O:85:VAL:HG11	2:O:235:THR:HG23	1.64	0.77
2:W:387:ILE:HD13	2:W:387:ILE:H	1.49	0.77
1:S:273:LEU:HB3	1:S:304:HIS:CE1	2.19	0.77
2:E:321:ALA:HB3	2:E:322:PRO:HD3	1.63	0.77
2:W:20:ILE:HD11	2:W:271:LEU:HB3	1.65	0.77
2:O:334:VAL:HG21	2:O:352:ASP:HB3	1.66	0.77
3:P:239:ASN:O	3:P:243:ASN:HB2	1.84	0.77
2:F:30:LEU:HD21	2:F:57:ASN:HA	1.66	0.77
1:J:85:LYS:HE2	2:M:32:ALA:HB2	1.67	0.76
4:H:64:ASN:HD22	4:H:65:SER:N	1.83	0.76
2:F:334:VAL:HG23	2:F:349:ASP:HB3	1.66	0.76
1:S:54:LEU:CD1	1:S:97:VAL:HG22	2.15	0.75
1:J:293:ARG:HA	3:P:267:LEU:HD11	1.68	0.75
1:L:340:ILE:HD12	1:L:340:ILE:H	1.52	0.75
1:J:138:ILE:H	1:J:138:ILE:HD12	1.52	0.75
2:O:95:ILE:HD13	2:O:104:ASP:HB3	1.68	0.75
1:T:103:PRO:HG3	1:T:258:TRP:CH2	2.21	0.75
1:K:444:VAL:HG23	1:K:445:PRO:HD3	1.69	0.75
2:O:298:THR:HG23	2:O:303:SER:HA	1.68	0.75
2:X:417:PRO:HG3	2:X:459:MET:HG3	1.67	0.75
1:J:116:PRO:HG3	1:J:123:ILE:HG12	1.69	0.74
1:T:458:ILE:H	1:T:458:ILE:HD12	1.51	0.74
1:C:73:VAL:HG22	2:D:72:ARG:HH22	1.50	0.74
2:F:33:ILE:H	2:F:33:ILE:HD12	1.52	0.74
1:U:107:GLY:HA2	1:U:228:MET:HG3	1.68	0.74
2:E:13:VAL:HB	2:E:73:GLY:H	1.52	0.74
3:Y:247:MET:HA	3:Y:250:ARG:HD3	1.69	0.74
2:V:15:ALA:HB3	2:V:22:ASP:HB2	1.67	0.74

Continued on next page...

Continued from previous page...

Atom-1	Atom-2	Interatomic distance (Å)	Clash overlap (Å)
2:V:30:LEU:HD11	2:V:57:ASN:HA	1.68	0.74
2:N:244:ARG:HD3	2:N:304:VAL:HG23	1.69	0.74
1:U:458:ILE:H	1:U:458:ILE:HD12	1.52	0.74
2:D:138:ILE:H	2:D:138:ILE:HD12	1.52	0.73
2:E:25:PHE:HB2	2:E:30:LEU:HD23	1.71	0.73
1:B:413:ASP:HB3	1:B:417:LYS:HB2	1.70	0.73
1:B:444:VAL:HG23	1:B:445:PRO:HD3	1.71	0.73
2:O:37:LEU:HB2	2:O:48:LEU:HB2	1.69	0.73
1:S:191:TRP:HD1	1:S:199:LYS:HB3	1.53	0.73
1:C:338:ALA:HB3	1:C:341:PRO:HG2	1.71	0.73
2:M:25:PHE:O	2:M:57:ASN:HB3	1.88	0.73
2:E:85:VAL:HG11	2:E:235:THR:HG23	1.69	0.73
1:S:347:ILE:HG12	2:W:222:MET:HE1	1.70	0.73
1:U:269:VAL:HG22	1:U:326:LEU:HB2	1.70	0.72
2:O:144:LEU:HD13	2:O:350:PRO:HB3	1.70	0.72
2:E:133:ILE:HD12	2:E:146:PRO:HB2	1.72	0.72
2:M:330:ASP:HB3	2:M:356:ARG:HD2	1.70	0.72
1:T:123:ILE:HD13	1:T:123:ILE:H	1.55	0.72
2:N:387:ILE:H	2:N:387:ILE:HD13	1.54	0.72
2:O:187:VAL:HG22	2:O:232:VAL:HG13	1.72	0.72
3:G:169:PRO:HG3	3:G:228:ALA:HB2	1.72	0.72
2:W:244:ARG:HD3	2:W:304:VAL:HG23	1.70	0.72
2:O:37:LEU:HD12	2:O:61:THR:HG21	1.71	0.72
2:X:37:LEU:HB2	2:X:48:LEU:HB2	1.71	0.72
1:J:353:PHE:H	1:J:372:SER:HB3	1.53	0.71
1:A:248:ALA:HB3	1:A:249:PRO:HD3	1.72	0.71
2:W:25:PHE:HB2	2:W:30:LEU:HD23	1.72	0.71
2:M:153:ILE:HD12	2:M:307:VAL:HG22	1.71	0.71
1:L:248:ALA:HB3	1:L:249:PRO:HD3	1.73	0.71
2:N:20:ILE:HD11	2:N:271:LEU:HB3	1.71	0.71
2:M:50:VAL:HA	2:M:61:THR:HG22	1.73	0.71
3:G:248:ILE:O	3:G:252:SER:HB2	1.91	0.71
1:T:85:LYS:HE2	2:W:32:ALA:HB2	1.71	0.71
2:V:321:ALA:HB3	2:V:322:PRO:HD3	1.72	0.70
2:E:391:LEU:HD13	2:E:395:GLU:HG3	1.72	0.70
4:H:49:VAL:HG22	4:H:76:THR:HG23	1.74	0.70
2:X:85:VAL:HG11	2:X:235:THR:HG23	1.74	0.70
1:T:340:ILE:H	1:T:340:ILE:HD12	1.56	0.70
4:H:39:ILE:HD13	4:H:39:ILE:H	1.57	0.70
1:L:340:ILE:HB	1:L:341:PRO:HD3	1.74	0.70
1:L:375:ARG:HH21	2:M:160:GLY:HA2	1.56	0.70

Continued on next page...

Continued from previous page...

Atom-1	Atom-2	Interatomic distance (Å)	Clash overlap (Å)
2:W:85:VAL:HG11	2:W:235:THR:HG23	1.74	0.70
2:N:13:VAL:HB	2:N:73:GLY:H	1.57	0.70
3:P:111:GLY:O	3:P:114:ILE:HG22	1.90	0.70
1:U:248:ALA:HB3	1:U:249:PRO:HD3	1.72	0.70
2:X:208:ASN:H	2:X:213:SER:HB3	1.56	0.70
3:P:212:TYR:O	3:P:216:ASN:HB2	1.91	0.69
1:C:478:HIS:HB3	1:C:481:LEU:HD23	1.73	0.69
2:O:15:ALA:HB3	2:O:22:ASP:HB2	1.74	0.69
1:T:145:HIS:CD2	1:T:146:GLU:HG3	2.27	0.69
2:X:298:THR:HG23	2:X:303:SER:HA	1.73	0.69
1:J:455:LEU:HA	1:J:458:ILE:HD13	1.74	0.69
3:P:2:THR:HG23	3:P:5:GLU:HB3	1.73	0.69
3:P:91:LEU:HD22	3:P:167:ASN:HD21	1.57	0.69
1:S:101:VAL:HG12	1:S:255:ILE:HD13	1.75	0.69
2:O:140:VAL:HG22	2:O:414:LEU:HB3	1.73	0.69
1:J:444:VAL:HG23	1:J:445:PRO:HD3	1.73	0.69
2:F:187:VAL:HG12	2:F:260:ARG:HB2	1.74	0.68
3:P:76:ALA:HB3	3:P:109:THR:HG22	1.75	0.68
1:B:358:LEU:HB2	1:B:366:ALA:HB1	1.74	0.68
3:P:149:LYS:O	3:P:153:VAL:HG12	1.93	0.68
2:E:244:ARG:HD3	2:E:304:VAL:HG23	1.74	0.68
2:N:132:GLU:HG3	2:N:149:ARG:HB3	1.76	0.68
3:P:170:VAL:HG23	3:P:176:GLU:HB2	1.76	0.68
2:E:102:PRO:HG3	2:E:109:ILE:HG13	1.75	0.68
1:T:108:ARG:HH21	1:T:116:PRO:HB3	1.59	0.68
2:F:298:THR:HG23	2:F:303:SER:HA	1.75	0.68
2:N:50:VAL:HA	2:N:61:THR:HG22	1.75	0.68
2:N:410:ILE:HG23	2:N:441:PHE:HE2	1.58	0.68
2:V:312:VAL:HG12	2:V:316:ASP:H	1.58	0.68
1:K:481:LEU:HD22	1:K:495:LEU:HD11	1.76	0.68
1:U:138:ILE:HD13	2:V:191:THR:HG23	1.74	0.68
2:E:390:ILE:HG21	3:G:29:THR:HA	1.75	0.68
1:A:460:LEU:HA	1:A:463:ILE:HG12	1.76	0.67
2:O:47:VAL:HG21	2:O:99:ILE:HG21	1.75	0.67
1:K:103:PRO:HG3	1:K:258:TRP:CH2	2.30	0.67
2:X:408:ARG:O	2:X:412:ARG:HG3	1.94	0.67
1:A:455:LEU:HD21	1:A:466:PHE:CE2	2.29	0.67
2:V:296:ILE:HG21	2:V:306:SER:HB2	1.77	0.67
2:D:33:ILE:HD12	2:D:33:ILE:H	1.60	0.67
1:A:385:LEU:HD11	1:A:447:ILE:HD12	1.77	0.66
2:D:454:GLU:HG3	2:D:455:HIS:N	2.10	0.66

Continued on next page...

Continued from previous page...

Atom-1	Atom-2	Interatomic distance (Å)	Clash overlap (Å)
1:T:342:THR:HG21	2:X:314:ALA:HA	1.77	0.66
1:L:139:LEU:HB3	1:L:140:PRO:HD3	1.77	0.66
1:C:248:ALA:HB3	1:C:249:PRO:HD3	1.76	0.66
2:E:344:ILE:HG23	2:E:415:SER:HB3	1.78	0.66
1:K:89:LEU:HD21	1:K:91:LYS:HE3	1.76	0.66
1:S:168:LEU:HB2	1:S:348:THR:HG21	1.78	0.66
2:W:398:GLU:HA	2:W:401:LYS:HE2	1.78	0.66
1:B:36:VAL:HG12	2:E:53:HIS:HB2	1.78	0.66
1:L:123:ILE:HD13	1:L:123:ILE:H	1.61	0.66
1:A:455:LEU:HD23	1:A:458:ILE:HD12	1.77	0.66
1:C:455:LEU:HA	1:C:458:ILE:HD13	1.77	0.66
1:K:64:MET:HB2	1:K:78:PHE:HE1	1.61	0.66
2:N:85:VAL:HG11	2:N:235:THR:HG23	1.78	0.66
2:V:444:VAL:HG13	2:V:449:TYR:HB2	1.78	0.66
2:D:25:PHE:HB2	2:D:30:LEU:HD23	1.78	0.65
2:X:11:GLY:HA3	2:X:76:VAL:HB	1.76	0.65
1:C:168:LEU:HB2	1:C:348:THR:HG21	1.76	0.65
2:V:417:PRO:HG3	2:V:459:MET:HG3	1.77	0.65
4:H:109:LYS:O	4:H:112:VAL:HG12	1.97	0.65
1:J:248:ALA:HB3	1:J:249:PRO:HD3	1.79	0.65
2:O:138:ILE:H	2:O:138:ILE:HD12	1.60	0.65
1:B:338:ALA:HB3	1:B:341:PRO:HG2	1.77	0.65
1:B:108:ARG:HH21	1:B:116:PRO:HB3	1.61	0.65
2:M:102:PRO:HG2	2:M:108:PRO:HA	1.77	0.65
1:S:106:LEU:HD23	1:S:232:ILE:HD11	1.79	0.65
1:C:412:LEU:HD11	1:C:420:LEU:HD13	1.77	0.65
1:U:309:GLU:HG3	2:V:223:ASN:HB3	1.79	0.65
1:A:412:LEU:HD11	1:A:420:LEU:HD13	1.78	0.65
1:T:270:TYR:HB2	1:T:327:PRO:HA	1.77	0.64
2:W:187:VAL:HG22	2:W:232:VAL:HG23	1.79	0.64
1:C:139:LEU:HB3	1:C:140:PRO:HD3	1.79	0.64
3:G:191:SER:HB2	3:G:194:PHE:HB2	1.79	0.64
3:P:220:THR:O	3:P:224:GLN:HG2	1.96	0.64
2:X:391:LEU:HD23	2:X:391:LEU:H	1.60	0.64
1:A:460:LEU:H	1:A:460:LEU:HD12	1.61	0.64
2:O:417:PRO:HB2	2:O:429:GLY:HA2	1.80	0.64
2:X:417:PRO:HB2	2:X:429:GLY:HA2	1.79	0.64
2:F:98:VAL:HG13	2:F:99:ILE:HG23	1.80	0.64
3:G:130:ILE:HG12	3:G:146:ILE:HD12	1.79	0.64
3:G:142:GLU:O	3:G:146:ILE:HG12	1.97	0.64
2:W:96:ILE:HG22	2:W:97:ASN:H	1.63	0.64

Continued on next page...

Continued from previous page...

Atom-1	Atom-2	Interatomic distance (Å)	Clash overlap (Å)
1:B:413:ASP:H	1:B:417:LYS:HD3	1.62	0.64
1:K:96:ILE:HD12	1:K:96:ILE:H	1.62	0.64
3:P:13:ILE:HD13	3:P:247:MET:HG2	1.80	0.64
2:F:20:ILE:HD11	2:F:268:VAL:HB	1.79	0.64
1:S:394:LEU:H	1:S:394:LEU:HD12	1.63	0.64
4:H:32:LEU:HD11	4:H:83:LEU:HD21	1.79	0.63
3:Y:2:THR:HG22	3:Y:5:GLU:HG2	1.80	0.63
3:P:41:ALA:HB1	3:P:220:THR:HG22	1.79	0.63
2:W:98:VAL:HG13	2:W:99:ILE:HD12	1.80	0.63
1:B:273:LEU:HD12	1:B:327:PRO:HB3	1.79	0.63
1:K:54:LEU:HD21	1:K:62:LYS:HD3	1.79	0.63
1:A:138:ILE:HD12	1:A:138:ILE:H	1.64	0.63
1:L:85:LYS:HE2	2:O:32:ALA:HB2	1.80	0.63
2:O:393:MET:HA	2:O:396:LEU:HD13	1.79	0.63
3:P:141:GLN:O	3:P:145:LEU:HG	1.99	0.63
1:U:425:ARG:HG2	1:U:463:ILE:HD11	1.79	0.63
4:H:64:ASN:HD22	4:H:65:SER:H	1.46	0.63
1:L:82:ARG:HA	2:O:33:ILE:HB	1.80	0.63
1:U:177:LYS:HG2	1:U:354:LEU:HD12	1.81	0.62
1:B:40:ILE:HG21	1:B:287:LEU:HD21	1.81	0.62
1:J:136:PRO:HB2	1:J:141:ARG:HE	1.65	0.62
1:A:424:GLU:HG2	1:A:460:LEU:HD21	1.80	0.62
1:K:217:GLN:HE22	2:N:131:ALA:HB2	1.64	0.62
2:F:47:VAL:HG21	2:F:99:ILE:HG21	1.80	0.62
2:F:50:VAL:HA	2:F:61:THR:HG22	1.81	0.62
3:G:74:ILE:HB	3:G:107:ILE:HG12	1.80	0.62
1:U:103:PRO:HG3	1:U:258:TRP:CH2	2.34	0.62
1:U:109:VAL:HB	1:U:118:ASP:HB3	1.81	0.62
2:D:417:PRO:HB2	2:D:429:GLY:HA2	1.81	0.62
1:K:425:ARG:HB3	1:K:463:ILE:HD13	1.81	0.62
2:O:20:ILE:HD12	2:O:271:LEU:HB2	1.80	0.62
1:T:96:ILE:HG22	1:T:97:VAL:HG22	1.81	0.62
1:J:103:PRO:HG3	1:J:258:TRP:CH2	2.35	0.62
1:T:444:VAL:HG23	1:T:445:PRO:HD3	1.81	0.62
3:Y:121:THR:HG22	3:Y:122:HIS:ND1	2.13	0.62
1:A:168:LEU:HD11	1:A:329:ILE:HD13	1.81	0.62
1:C:149:GLN:HB2	1:C:191:TRP:HH2	1.64	0.62
2:D:222:MET:HA	2:D:229:ARG:HD2	1.81	0.62
2:N:346:PRO:HB2	2:N:348:VAL:HG23	1.82	0.62
1:S:191:TRP:CD1	1:S:199:LYS:HB3	2.34	0.62
1:C:103:PRO:HG3	1:C:258:TRP:CH2	2.35	0.61

Continued on next page...

Continued from previous page...

Atom-1	Atom-2	Interatomic distance (Å)	Clash overlap (Å)
1:C:174:GLN:HB3	2:F:354:LYS:HG3	1.82	0.61
2:F:83:ILE:HB	2:F:117:ILE:HD12	1.82	0.61
1:U:139:LEU:HB3	1:U:140:PRO:HD3	1.82	0.61
1:B:242:ALA:HB3	1:B:243:PRO:HD3	1.82	0.61
2:D:171:ILE:O	2:D:175:ALA:HB3	2.00	0.61
3:G:138:PRO:HD3	3:G:226:TYR:HD2	1.66	0.61
4:H:14:PHE:HE2	4:H:57:VAL:HG11	1.64	0.61
3:Y:77:ILE:N	3:Y:109:THR:HG1	1.98	0.61
1:B:309:GLU:OE1	2:F:223:ASN:HB3	2.00	0.61
1:C:211:LYS:HD3	2:F:328:HIS:HA	1.82	0.61
1:L:293:ARG:HG2	1:L:294:GLU:HG3	1.81	0.61
3:P:94:ALA:HA	3:P:97:ARG:NH2	2.15	0.61
2:D:454:GLU:HG3	2:D:455:HIS:H	1.64	0.61
2:W:54:LEU:HD21	2:W:60:ARG:HE	1.65	0.61
1:A:63:GLY:HA2	1:A:78:PHE:CD2	2.36	0.61
2:F:209:LEU:HD12	2:F:210:GLU:N	2.15	0.61
1:S:248:ALA:HB3	1:S:249:PRO:HD3	1.80	0.61
2:V:281:TYR:OH	2:V:321:ALA:HB2	2.01	0.61
2:N:83:ILE:HB	2:N:117:ILE:HD12	1.82	0.61
2:V:222:MET:HA	2:V:229:ARG:HD2	1.83	0.61
1:K:273:LEU:HD12	1:K:327:PRO:HB3	1.81	0.61
1:S:99:VAL:HG11	1:S:251:THR:HG23	1.82	0.61
2:V:85:VAL:HG11	2:V:235:THR:HG23	1.81	0.61
1:A:444:VAL:HG23	1:A:445:PRO:HD3	1.83	0.60
2:M:396:LEU:HB3	2:M:400:ASP:HB2	1.83	0.60
3:P:74:ILE:HB	3:P:107:ILE:HG12	1.82	0.60
2:D:157:GLY:H	2:D:312:VAL:HG23	1.66	0.60
2:D:460:VAL:HG12	2:D:469:LYS:HG3	1.83	0.60
3:P:2:THR:HG23	3:P:5:GLU:CB	2.31	0.60
2:X:154:GLY:HA3	2:X:329:LEU:HD13	1.83	0.60
1:S:96:ILE:HD12	1:S:130:ARG:CZ	2.32	0.60
1:S:444:VAL:HG21	1:S:485:ILE:HG21	1.83	0.60
2:X:30:LEU:HD21	2:X:57:ASN:HA	1.82	0.60
2:E:224:GLU:O	2:E:229:ARG:HD3	2.02	0.60
2:F:417:PRO:HB2	2:F:429:GLY:HA2	1.82	0.60
1:K:305:SER:HB2	2:O:222:MET:HB2	1.82	0.60
1:T:170:ILE:HG23	1:T:353:PHE:HA	1.83	0.60
2:E:117:ILE:HA	2:E:238:THR:OG1	2.02	0.60
1:K:248:ALA:HB3	1:K:249:PRO:HD3	1.84	0.60
2:N:310:VAL:HG11	2:N:326:PHE:HE1	1.67	0.60
1:K:100:PRO:HD3	1:K:128:ARG:HH21	1.66	0.60

Continued on next page...

Continued from previous page...

Atom-1	Atom-2	Interatomic distance (Å)	Clash overlap (Å)
3:G:17:GLU:HG3	3:G:248:ILE:HD13	1.83	0.60
1:S:412:LEU:HD22	1:S:417:LYS:HA	1.82	0.60
2:W:33:ILE:O	2:W:34:LEU:HB2	2.01	0.60
2:X:133:ILE:HD12	2:X:133:ILE:H	1.65	0.60
2:E:168:GLN:HE21	2:E:201:MET:HG2	1.67	0.60
1:K:104:GLY:HA3	1:K:124:ASP:HB3	1.82	0.60
1:K:413:ASP:HB3	1:K:417:LYS:HB2	1.83	0.60
1:L:56:GLU:HG2	1:L:62:LYS:HG2	1.84	0.60
1:T:363:ILE:H	1:T:363:ILE:HD12	1.65	0.60
1:L:105:LEU:HD13	1:L:255:ILE:HG23	1.84	0.60
1:L:455:LEU:HA	1:L:458:ILE:HD13	1.84	0.60
2:W:30:LEU:HD11	2:W:57:ASN:HA	1.82	0.60
2:D:373:LYS:HE3	2:D:406:ARG:HH22	1.66	0.59
1:U:369:VAL:HG11	1:U:396:LEU:HB2	1.84	0.59
2:X:62:ILE:HD11	2:X:272:LEU:HD21	1.84	0.59
2:X:95:ILE:HG22	2:X:103:ILE:HD12	1.84	0.59
1:A:389:ALA:HB2	1:A:447:ILE:HG21	1.84	0.59
2:D:403:THR:HG23	2:D:406:ARG:HH21	1.67	0.59
1:J:340:ILE:HB	1:J:341:PRO:HD3	1.82	0.59
2:O:102:PRO:HG3	2:O:109:ILE:HG13	1.84	0.59
1:A:353:PHE:H	1:A:372:SER:HB3	1.67	0.59
2:E:20:ILE:HD11	2:E:271:LEU:HB3	1.84	0.59
2:E:83:ILE:HB	2:E:117:ILE:HD12	1.83	0.59
1:K:67:ASN:HB3	2:O:17:ILE:HG23	1.84	0.59
2:M:115:LYS:NZ	2:M:115:LYS:HB3	2.18	0.59
1:S:294:GLU:O	1:S:295:ALA:HB3	2.03	0.59
2:X:50:VAL:HA	2:X:61:THR:HG22	1.83	0.59
1:A:378:SER:HB3	1:A:386:LYS:HE3	1.85	0.59
1:B:67:ASN:HB2	2:F:17:ILE:HG22	1.85	0.59
1:B:340:ILE:HB	1:B:341:PRO:HD3	1.85	0.59
1:K:101:VAL:HG12	1:K:255:ILE:HG12	1.84	0.59
1:J:269:VAL:HG22	1:J:326:LEU:HB2	1.85	0.59
2:V:417:PRO:HB2	2:V:429:GLY:HA2	1.85	0.59
3:P:44:MET:CE	3:P:216:ASN:HD21	2.15	0.59
2:D:396:LEU:HG	2:D:404:VAL:HG11	1.85	0.59
1:T:33:VAL:HB	1:T:87:GLY:H	1.68	0.59
2:D:187:VAL:HG22	2:D:232:VAL:HG13	1.84	0.58
2:N:102:PRO:HB3	2:N:109:ILE:HD11	1.85	0.58
2:X:374:VAL:HG23	2:X:445:LEU:HD11	1.85	0.58
1:B:190:ARG:HB2	1:B:191:TRP:CE3	2.38	0.58
1:L:375:ARG:HH22	2:M:162:GLY:H	1.49	0.58

Continued on next page...

Continued from previous page...

Atom-1	Atom-2	Interatomic distance (Å)	Clash overlap (Å)
1:S:55:VAL:HG21	1:S:75:ILE:HD13	1.85	0.58
1:U:204:VAL:HG22	1:U:232:ILE:HD13	1.84	0.58
1:C:73:VAL:HG22	2:D:72:ARG:NH2	2.19	0.58
1:T:104:GLY:HA3	1:T:124:ASP:HB3	1.85	0.58
2:W:152:LYS:NZ	2:W:293:GLN:HB3	2.18	0.58
2:F:83:ILE:H	2:F:83:ILE:HD12	1.69	0.58
2:F:171:ILE:O	2:F:175:ALA:HB3	2.04	0.58
1:S:51:ALA:HB3	2:W:69:GLY:H	1.67	0.58
2:V:201:MET:HA	2:V:204:THR:HG22	1.86	0.58
3:P:170:VAL:CG2	3:P:176:GLU:HB2	2.34	0.58
1:U:163:ARG:HA	1:U:324:THR:OG1	2.03	0.58
2:X:86:PRO:HG3	2:X:114:ARG:HE	1.69	0.58
3:P:53:LYS:O	3:P:56:GLU:HG3	2.03	0.58
1:T:239:SER:OG	2:W:121:PRO:HG2	2.03	0.58
1:B:462:ARG:HB3	1:B:465:GLU:HB2	1.86	0.58
2:F:63:ALA:O	2:F:227:GLY:HA3	2.04	0.58
1:J:455:LEU:HD21	1:J:466:PHE:CZ	2.38	0.58
3:P:44:MET:HE1	3:P:216:ASN:HD21	1.67	0.58
2:V:340:SER:HB3	2:V:347:ALA:HA	1.86	0.58
2:W:321:ALA:HB3	2:W:322:PRO:HD3	1.84	0.58
2:X:357:LEU:HD22	2:X:357:LEU:H	1.68	0.58
2:O:202:LYS:HA	2:O:207:ILE:HB	1.86	0.58
1:A:70:PRO:HD3	2:E:15:ALA:HB2	1.86	0.57
2:D:319:ASP:O	2:D:322:PRO:HD2	2.03	0.57
2:F:15:ALA:HB3	2:F:22:ASP:HB2	1.86	0.57
2:O:148:ALA:HB2	2:O:357:LEU:HD11	1.85	0.57
2:W:97:ASN:HD21	2:W:101:GLU:HG3	1.69	0.57
2:F:96:ILE:HB	2:F:218:VAL:HG22	1.86	0.57
2:M:27:GLN:O	2:M:28:SER:OG	2.19	0.57
1:A:168:LEU:HB2	1:A:348:THR:HG21	1.86	0.57
1:B:62:LYS:HD2	1:B:113:LEU:HD13	1.86	0.57
2:D:147:TYR:CE2	2:D:153:ILE:HG21	2.39	0.57
3:P:142:GLU:O	3:P:146:ILE:HG12	2.03	0.57
2:F:152:LYS:HA	2:F:306:SER:OG	2.05	0.57
1:J:142:ARG:HB2	1:J:315:SER:HA	1.85	0.57
2:V:50:VAL:HA	2:V:61:THR:HG22	1.87	0.57
2:W:184:PHE:HB3	2:W:217:LEU:HD23	1.85	0.57
4:H:52:LEU:HD11	4:H:75:ALA:HB2	1.85	0.57
1:S:363:ILE:H	1:S:363:ILE:HD12	1.69	0.57
1:T:270:TYR:HB3	1:T:273:LEU:HG	1.85	0.57
2:W:406:ARG:O	2:W:410:ILE:HG12	2.05	0.57

Continued on next page...

Continued from previous page...

Atom-1	Atom-2	Interatomic distance (Å)	Clash overlap (Å)
1:C:302:TYR:O	1:C:306:ARG:HG2	2.04	0.57
1:S:148:VAL:CG2	1:S:163:ARG:HG2	2.34	0.57
2:X:258:ILE:O	2:X:258:ILE:HD13	2.05	0.57
2:M:390:ILE:HG13	3:P:16:ILE:HD11	1.86	0.57
1:A:338:ALA:HB3	1:A:341:PRO:HG2	1.87	0.57
1:K:413:ASP:H	1:K:417:LYS:HD3	1.70	0.57
2:O:50:VAL:HA	2:O:61:THR:HG22	1.87	0.57
3:P:29:THR:HG23	3:P:30:ARG:HG3	1.86	0.57
2:V:452:ILE:H	2:V:452:ILE:HD12	1.70	0.57
1:B:50:GLN:HB2	1:B:53:GLU:HB2	1.87	0.56
2:F:388:ILE:HD11	2:F:396:LEU:HD12	1.87	0.56
3:P:34:ALA:HB1	3:P:227:ALA:HB2	1.85	0.56
1:U:444:VAL:HB	1:U:445:PRO:HD3	1.85	0.56
1:C:373:VAL:HA	1:C:393:LYS:HZ1	1.70	0.56
2:M:33:ILE:O	2:M:34:LEU:HB2	2.05	0.56
1:U:217:GLN:HG2	2:X:356:ARG:HH21	1.70	0.56
1:C:85:LYS:HE2	2:F:32:ALA:HB2	1.87	0.56
2:M:86:PRO:HD3	2:M:114:ARG:NH2	2.20	0.56
2:N:33:ILE:O	2:N:34:LEU:HB2	2.04	0.56
2:N:345:TYR:HA	2:N:346:PRO:C	2.24	0.56
1:U:274:SER:OG	1:U:329:ILE:HG12	2.06	0.56
1:U:484:GLU:O	1:U:488:LYS:HB2	2.05	0.56
1:A:142:ARG:HB2	1:A:315:SER:HA	1.86	0.56
1:B:165:GLN:HG2	1:B:166:ARG:N	2.21	0.56
1:C:469:SER:HG	1:C:506:PHE:HZ	1.54	0.56
2:E:152:LYS:HD2	2:E:152:LYS:N	2.20	0.56
1:J:460:LEU:H	1:J:460:LEU:HD12	1.69	0.56
1:S:343:ASN:O	1:S:347:ILE:HG13	2.06	0.56
1:B:97:VAL:HG11	1:B:247:LEU:HD21	1.86	0.56
1:C:291:PRO:HD2	3:G:273:GLY:HA2	1.88	0.56
2:E:397:SER:N	2:E:400:ASP:HB2	2.21	0.56
3:G:150:LEU:O	3:G:154:MET:HB2	2.05	0.56
4:H:15:ALA:HB3	4:H:86:THR:HG22	1.87	0.56
1:K:340:ILE:HB	1:K:341:PRO:HD3	1.87	0.56
1:T:474:LEU:HB3	1:T:482:LEU:HD11	1.85	0.56
1:A:358:LEU:HB2	1:A:366:ALA:HB1	1.88	0.56
1:A:444:VAL:CG2	1:A:445:PRO:HD3	2.34	0.56
2:M:276:PRO:HG3	3:P:273:GLY:HA3	1.88	0.56
2:W:427:ILE:H	2:W:427:ILE:HD12	1.70	0.56
2:D:117:ILE:HD13	2:D:117:ILE:H	1.69	0.56
2:O:83:ILE:HB	2:O:117:ILE:HD12	1.87	0.56

Continued on next page...

Continued from previous page...

Atom-1	Atom-2	Interatomic distance (Å)	Clash overlap (Å)
2:W:174:ILE:HD12	2:W:252:LEU:HD11	1.88	0.56
2:W:319:ASP:O	2:W:322:PRO:HD2	2.06	0.56
1:A:293:ARG:HD3	1:A:339:TYR:CD1	2.41	0.56
1:J:444:VAL:CG2	1:J:445:PRO:HD3	2.35	0.56
1:K:165:GLN:HG2	1:K:166:ARG:N	2.20	0.56
1:L:329:ILE:HD12	1:L:344:VAL:HG21	1.88	0.56
3:G:78:THR:OG1	3:G:114:ILE:HB	2.05	0.56
2:O:391:LEU:HD22	3:P:83:LEU:HD21	1.88	0.56
1:T:165:GLN:HG2	1:T:166:ARG:N	2.20	0.56
2:D:84:SER:OG	2:D:114:ARG:HB3	2.06	0.55
1:J:54:LEU:HD11	1:J:97:VAL:HG22	1.88	0.55
1:S:51:ALA:H	2:W:70:LEU:H	1.54	0.55
1:T:35:ALA:HB3	1:T:42:ARG:HD3	1.88	0.55
1:T:105:LEU:HB2	1:T:232:ILE:HD13	1.89	0.55
1:J:363:ILE:H	1:J:363:ILE:HD12	1.71	0.55
1:L:299:ASP:HA	2:M:267:GLU:HG2	1.87	0.55
2:N:169:GLU:HG2	2:N:418:PHE:CD1	2.41	0.55
1:J:239:SER:OG	2:M:121:PRO:HG3	2.06	0.55
1:T:166:ARG:NH1	1:T:309:GLU:HG2	2.21	0.55
1:U:376:VAL:HG12	1:U:379:ALA:HB3	1.88	0.55
2:F:357:LEU:HD22	2:F:362:VAL:HG11	1.88	0.55
1:K:64:MET:HB2	1:K:78:PHE:CE1	2.41	0.55
3:P:14:LYS:HD3	3:P:248:ILE:HD12	1.87	0.55
1:U:67:ASN:HB2	1:U:74:GLY:HA3	1.88	0.55
2:V:148:ALA:HB2	2:V:357:LEU:HD11	1.88	0.55
2:M:39:ILE:HG12	2:M:76:VAL:HG22	1.88	0.55
1:T:139:LEU:HB3	1:T:140:PRO:HD3	1.87	0.55
1:U:211:LYS:HZ3	1:U:213:SER:HB3	1.72	0.55
1:U:405:PHE:CE2	2:V:389:ALA:HA	2.42	0.55
1:B:452:ASN:HB2	1:B:454:HIS:CE1	2.41	0.55
2:E:397:SER:H	2:E:400:ASP:HB2	1.70	0.55
3:G:76:ALA:HB1	3:G:114:ILE:HG12	1.88	0.55
3:P:87:ILE:HD12	3:P:229:GLU:HB3	1.87	0.55
1:A:82:ARG:HB2	2:D:34:LEU:HD12	1.87	0.55
2:D:153:ILE:H	2:D:153:ILE:HD12	1.72	0.55
2:D:346:PRO:HB2	2:D:348:VAL:HG23	1.89	0.55
2:E:237:LEU:HD21	2:E:295:ARG:HB2	1.87	0.55
4:H:37:GLY:O	4:H:39:ILE:HG23	2.07	0.55
1:K:288:ARG:HD3	2:N:275:ILE:HD11	1.89	0.55
2:O:348:VAL:O	2:O:350:PRO:HD3	2.06	0.55
1:A:354:LEU:HA	1:A:366:ALA:O	2.06	0.55

Continued on next page...

Continued from previous page...

Atom-1	Atom-2	Interatomic distance (Å)	Clash overlap (Å)
1:C:96:ILE:HD12	1:C:96:ILE:H	1.72	0.55
1:C:251:THR:O	1:C:255:ILE:HG12	2.07	0.55
2:F:86:PRO:HA	2:F:114:ARG:HG2	1.88	0.55
1:K:106:LEU:HD23	1:K:230:TYR:HA	1.88	0.55
2:N:95:ILE:HD11	2:N:198:TYR:CE1	2.42	0.55
3:P:78:THR:HG23	3:P:91:LEU:HD23	1.88	0.55
1:T:170:ILE:HD11	1:T:331:THR:HG23	1.88	0.55
1:U:239:SER:OG	2:X:121:PRO:HG3	2.05	0.55
2:X:384:LEU:HB3	2:X:388:ILE:HD13	1.89	0.55
1:B:192:ASN:HA	1:B:200:LYS:HG2	1.89	0.55
2:M:298:THR:HG23	2:M:303:SER:HA	1.89	0.55
1:S:424:GLU:HG2	1:S:460:LEU:HD21	1.89	0.55
1:U:168:LEU:HB2	1:U:348:THR:HG21	1.89	0.55
2:V:134:LEU:HD13	2:V:149:ARG:HH21	1.72	0.55
3:P:91:LEU:HD22	3:P:167:ASN:ND2	2.21	0.55
2:X:231:ARG:HA	2:X:234:LEU:HD12	1.88	0.55
1:B:143:SER:H	2:F:199:ARG:NH1	2.05	0.54
1:S:136:PRO:HB2	1:S:141:ARG:HE	1.71	0.54
1:S:242:ALA:HB3	1:S:243:PRO:HD3	1.89	0.54
1:T:40:ILE:HG21	1:T:287:LEU:HD21	1.88	0.54
2:V:463:ILE:O	2:V:463:ILE:HD13	2.07	0.54
3:Y:110:ILE:HG22	3:Y:131:ASN:HB3	1.89	0.54
1:B:444:VAL:CG2	1:B:445:PRO:HD3	2.37	0.54
2:D:52:GLN:HE21	2:D:54:LEU:HD21	1.71	0.54
1:K:444:VAL:CG2	1:K:445:PRO:HD3	2.38	0.54
1:S:54:LEU:HD11	1:S:97:VAL:HG22	1.86	0.54
1:T:443:GLN:O	1:T:447:ILE:HG12	2.07	0.54
2:D:384:LEU:HD11	2:D:396:LEU:HD11	1.88	0.54
2:F:85:VAL:HG11	2:F:235:THR:HG23	1.89	0.54
2:F:387:ILE:H	2:F:387:ILE:HD12	1.72	0.54
1:L:166:ARG:O	1:L:348:THR:HB	2.07	0.54
1:L:168:LEU:HD12	1:L:327:PRO:O	2.07	0.54
1:L:192:ASN:HA	1:L:200:LYS:HG2	1.89	0.54
2:N:95:ILE:HG23	2:N:219:PHE:HD2	1.72	0.54
1:T:165:GLN:HG2	1:T:166:ARG:H	1.71	0.54
1:T:428:GLN:HA	1:T:431:LYS:HE3	1.90	0.54
2:E:33:ILE:O	2:E:34:LEU:HB2	2.08	0.54
1:S:142:ARG:HB2	1:S:315:SER:HA	1.89	0.54
1:S:148:VAL:HG23	1:S:163:ARG:HG2	1.90	0.54
1:A:306:ARG:O	1:A:310:ARG:HG3	2.07	0.54
2:D:455:HIS:O	2:D:456:ALA:HB2	2.08	0.54

Continued on next page...

Continued from previous page...

Atom-1	Atom-2	Interatomic distance (Å)	Clash overlap (Å)
2:V:89:ARG:NH1	2:V:181:PHE:HZ	2.05	0.54
1:L:268:ILE:HD12	1:L:270:TYR:CZ	2.43	0.54
2:O:218:VAL:HG21	2:O:236:GLY:HA2	1.89	0.54
3:P:46:GLU:O	3:P:50:LEU:HB2	2.07	0.54
1:T:142:ARG:HB2	1:T:315:SER:HA	1.88	0.54
1:U:109:VAL:HG22	1:U:233:ILE:HB	1.90	0.54
2:V:430:LYS:HE2	2:V:465:ASP:OD1	2.08	0.54
2:D:152:LYS:NZ	2:D:293:GLN:HB3	2.21	0.54
2:F:138:ILE:HD12	2:F:138:ILE:H	1.72	0.54
3:P:162:ILE:HB	3:P:182:ILE:HB	1.89	0.54
1:U:293:ARG:HG2	1:U:294:GLU:HG3	1.90	0.54
2:W:336:SER:HB3	2:W:339:ILE:HD13	1.89	0.54
2:X:431:LEU:HD23	2:X:432:VAL:N	2.23	0.54
2:F:37:LEU:HB2	2:F:48:LEU:HB2	1.89	0.54
3:G:19:ILE:O	3:G:22:THR:HG22	2.07	0.54
1:K:208:VAL:HG21	1:K:249:PRO:HG3	1.89	0.54
2:W:405:GLU:HG2	2:W:409:LYS:HE3	1.88	0.54
2:X:412:ARG:O	2:X:415:SER:HB3	2.07	0.54
2:D:373:LYS:HB3	2:D:445:LEU:HD13	1.90	0.54
1:T:242:ALA:HB3	1:T:243:PRO:HD3	1.90	0.54
2:X:388:ILE:HD11	2:X:396:LEU:HD11	1.88	0.54
2:F:237:LEU:HD21	2:F:295:ARG:HB2	1.89	0.54
2:N:339:ILE:HG22	2:N:344:ILE:HB	1.89	0.54
2:W:411:GLN:HA	2:W:414:LEU:HD12	1.90	0.54
1:A:166:ARG:HD3	1:A:308:LEU:O	2.07	0.53
2:E:84:SER:HB2	2:E:114:ARG:HG2	1.89	0.53
2:E:97:ASN:HD21	2:E:99:ILE:HG12	1.73	0.53
3:P:133:ILE:HG13	3:P:142:GLU:OE2	2.08	0.53
2:V:378:LEU:HD21	2:V:411:GLN:HB2	1.89	0.53
2:W:95:ILE:HD11	2:W:198:TYR:CE1	2.43	0.53
2:M:220:GLY:HA3	2:M:232:VAL:HG21	1.91	0.53
1:C:167:GLU:OE1	1:C:350:GLY:HA3	2.09	0.53
2:F:258:ILE:O	2:F:258:ILE:HD13	2.08	0.53
2:N:298:THR:HG23	2:N:303:SER:HB3	1.90	0.53
1:U:51:ALA:O	1:U:52:GLU:HB2	2.08	0.53
1:U:165:GLN:HG2	1:U:166:ARG:N	2.24	0.53
2:V:443:ALA:HB1	2:V:448:LYS:HD2	1.90	0.53
2:E:189:GLU:HG2	2:E:219:PHE:HE1	1.73	0.53
3:G:99:LEU:HD21	3:G:125:ASN:ND2	2.24	0.53
3:P:79:SER:HB2	3:P:134:GLY:HA3	1.91	0.53
2:F:33:ILE:O	2:F:34:LEU:HB2	2.08	0.53

Continued on next page...

Continued from previous page...

Atom-1	Atom-2	Interatomic distance (Å)	Clash overlap (Å)
1:K:242:ALA:HB3	1:K:243:PRO:HD3	1.89	0.53
2:M:85:VAL:HG11	2:M:235:THR:HG23	1.90	0.53
2:N:117:ILE:H	2:N:117:ILE:HD13	1.74	0.53
1:S:63:GLY:HA2	1:S:78:PHE:CD2	2.44	0.53
1:T:212:ARG:HG3	1:T:237:THR:HG21	1.91	0.53
1:B:248:ALA:HB3	1:B:249:PRO:HD3	1.89	0.53
1:B:495:LEU:HD12	1:B:498:SER:HB3	1.90	0.53
2:E:319:ASP:O	2:E:322:PRO:HD2	2.08	0.53
2:F:95:ILE:HG22	2:F:103:ILE:HB	1.91	0.53
2:M:43:GLN:HG3	2:M:44:GLY:N	2.24	0.53
1:T:77:LEU:O	1:T:243:PRO:HG2	2.08	0.53
1:B:139:LEU:HB3	1:B:140:PRO:HD3	1.89	0.53
2:D:259:PHE:CD2	2:D:311:TYR:HB3	2.44	0.53
2:E:83:ILE:H	2:E:83:ILE:HD12	1.74	0.53
2:F:208:ASN:N	2:F:213:SER:HB3	2.19	0.53
3:G:133:ILE:HG13	3:G:142:GLU:OE2	2.09	0.53
1:K:96:ILE:O	1:K:97:VAL:C	2.47	0.53
2:N:62:ILE:HD12	2:N:62:ILE:O	2.09	0.53
3:P:224:GLN:O	3:P:228:ALA:HB2	2.09	0.53
2:N:84:SER:HB2	2:N:114:ARG:HG2	1.91	0.53
2:O:33:ILE:HD12	2:O:33:ILE:H	1.72	0.53
2:V:87:VAL:HG12	2:V:239:ILE:HD13	1.91	0.53
2:D:207:ILE:HD11	2:D:215:VAL:HG13	1.92	0.53
3:G:132:GLY:O	3:G:133:ILE:HD12	2.08	0.53
1:K:161:ILE:HD13	1:K:326:LEU:HD21	1.90	0.53
1:K:294:GLU:O	1:K:295:ALA:HB3	2.09	0.53
1:L:268:ILE:HD13	1:L:269:VAL:N	2.24	0.53
2:M:252:LEU:HD22	2:M:254:PHE:CE1	2.44	0.53
2:O:141:VAL:HG22	2:O:333:THR:HG21	1.91	0.53
1:S:444:VAL:CG2	1:S:445:PRO:HD3	2.30	0.53
1:A:316:GLU:HA	1:A:320:SER:OG	2.08	0.52
2:D:460:VAL:CG1	2:D:469:LYS:HG3	2.39	0.52
1:J:139:LEU:HB3	1:J:140:PRO:HD3	1.89	0.52
3:P:248:ILE:O	3:P:252:SER:HB2	2.08	0.52
2:V:82:PRO:HB2	2:V:116:PRO:HB3	1.91	0.52
2:X:187:VAL:HG12	2:X:260:ARG:HB2	1.91	0.52
3:P:52:TYR:HE2	3:P:213:THR:HG21	1.73	0.52
1:U:190:ARG:CZ	1:U:439:ALA:HB2	2.40	0.52
3:G:2:THR:HB	3:G:5:GLU:HB3	1.92	0.52
1:K:103:PRO:HG3	1:K:258:TRP:CZ2	2.45	0.52
2:V:144:LEU:HD23	2:V:371:ALA:HB1	1.90	0.52

Continued on next page...

Continued from previous page...

Atom-1	Atom-2	Interatomic distance (Å)	Clash overlap (Å)
1:B:165:GLN:HG2	1:B:166:ARG:H	1.73	0.52
1:B:273:LEU:HB2	1:B:328:VAL:O	2.09	0.52
1:B:413:ASP:CG	1:B:414:ALA:H	2.12	0.52
2:F:169:GLU:HG2	2:F:418:PHE:CD1	2.44	0.52
1:L:168:LEU:HB2	1:L:348:THR:HG21	1.90	0.52
4:Q:82:GLN:O	4:Q:83:LEU:C	2.47	0.52
1:T:148:VAL:HB	1:T:161:ILE:HB	1.91	0.52
3:Y:167:ASN:HA	3:Y:177:PRO:HA	1.91	0.52
1:C:168:LEU:HD12	1:C:327:PRO:O	2.10	0.52
2:F:339:ILE:HG22	2:F:344:ILE:HB	1.92	0.52
2:N:25:PHE:HB2	2:N:30:LEU:HD23	1.92	0.52
1:T:64:MET:HB2	1:T:78:PHE:HE1	1.73	0.52
1:T:211:LYS:HD2	2:W:328:HIS:HA	1.91	0.52
1:U:105:LEU:HD13	1:U:255:ILE:HD12	1.92	0.52
2:V:96:ILE:N	2:V:96:ILE:HD12	2.24	0.52
2:V:444:VAL:HG22	2:V:449:TYR:CD2	2.45	0.52
2:E:189:GLU:HG2	2:E:219:PHE:CE1	2.45	0.52
3:G:12:SER:O	3:G:13:ILE:HD12	2.09	0.52
1:L:174:GLN:HB3	2:O:354:LYS:HE2	1.92	0.52
3:P:19:ILE:O	3:P:23:MET:HG3	2.10	0.52
3:Y:19:ILE:O	3:Y:22:THR:HG22	2.10	0.52
2:E:132:GLU:HG3	2:E:149:ARG:HB3	1.92	0.52
2:E:387:ILE:HD12	2:E:388:ILE:N	2.25	0.52
1:L:342:THR:HG22	2:M:311:TYR:OH	2.10	0.52
2:V:147:TYR:CE2	2:V:153:ILE:HG21	2.45	0.52
1:C:70:PRO:HD3	2:D:15:ALA:HB2	1.92	0.52
1:L:280:TYR:CD2	1:L:297:PRO:HG2	2.45	0.52
3:P:207:ARG:O	3:P:211:GLU:HG2	2.10	0.52
1:S:444:VAL:HG21	1:S:485:ILE:HD13	1.92	0.52
1:T:460:LEU:HD12	1:T:463:ILE:HD11	1.91	0.52
1:C:340:ILE:HB	1:C:341:PRO:HD3	1.92	0.52
2:D:192:ARG:HG3	2:D:193:GLU:N	2.25	0.52
2:E:279:VAL:O	2:E:279:VAL:HG12	2.10	0.52
5:I:48:LYS:O	5:I:53:ALA:HB1	2.09	0.52
2:M:95:ILE:HD11	2:M:198:TYR:CD1	2.44	0.52
2:N:67:THR:HB	2:N:70:LEU:HD12	1.92	0.52
2:N:244:ARG:HG3	2:N:303:SER:N	2.25	0.52
2:O:167:ILE:HD11	2:O:309:ALA:HB2	1.92	0.52
1:T:444:VAL:CG2	1:T:445:PRO:HD3	2.39	0.52
2:X:344:ILE:HG23	2:X:415:SER:HB2	1.91	0.52
2:D:372:SER:O	2:D:376:GLU:HG3	2.10	0.52

Continued on next page...

Continued from previous page...

Atom-1	Atom-2	Interatomic distance (Å)	Clash overlap (Å)
4:H:102:LYS:CG	4:H:105:LEU:HD11	2.31	0.52
1:J:166:ARG:HD3	1:J:308:LEU:O	2.10	0.52
3:P:159:TYR:CD2	3:P:160:PRO:HD2	2.45	0.52
2:X:252:LEU:HD22	2:X:254:PHE:CE2	2.45	0.52
1:C:46:LEU:HB3	1:C:49:ILE:HB	1.92	0.51
1:C:428:GLN:HB3	1:C:463:ILE:HG21	1.92	0.51
1:K:396:LEU:HD21	1:K:426:LEU:HD23	1.92	0.51
2:O:39:ILE:HB	2:O:46:LEU:HB3	1.93	0.51
1:A:99:VAL:HG11	1:A:251:THR:HG23	1.92	0.51
2:E:106:ARG:HH21	2:E:209:LEU:HD22	1.75	0.51
2:O:41:THR:HG23	2:O:44:GLY:H	1.75	0.51
1:T:300:VAL:O	1:T:303:LEU:HB3	2.08	0.51
1:B:216:ALA:HA	2:E:124:PHE:CZ	2.46	0.51
2:E:155:LEU:HD12	2:E:333:THR:O	2.10	0.51
1:L:368:ASN:HD22	1:L:371:LEU:HB2	1.75	0.51
2:N:152:LYS:HD2	2:N:152:LYS:N	2.25	0.51
2:O:133:ILE:HD13	2:O:357:LEU:HD13	1.92	0.51
2:E:258:ILE:HG22	2:E:309:ALA:O	2.11	0.51
1:J:295:ALA:HB2	3:P:270:ILE:HD13	1.93	0.51
1:L:97:VAL:HG11	1:L:247:LEU:HD21	1.93	0.51
2:N:25:PHE:HB3	2:N:29:GLU:HB2	1.91	0.51
1:U:340:ILE:HB	1:U:341:PRO:HD3	1.92	0.51
2:V:367:HIS:HD2	2:V:438:VAL:HG22	1.75	0.51
2:W:258:ILE:HD13	2:W:258:ILE:O	2.11	0.51
1:B:148:VAL:CG2	1:B:163:ARG:HG2	2.41	0.51
2:M:258:ILE:O	2:M:258:ILE:HD13	2.10	0.51
2:N:228:ALA:O	2:N:232:VAL:HG13	2.11	0.51
2:O:39:ILE:HD12	2:O:46:LEU:HD23	1.92	0.51
1:U:102:GLY:HA2	1:U:258:TRP:CE2	2.45	0.51
2:V:89:ARG:HH11	2:V:181:PHE:HZ	1.56	0.51
2:F:275:ILE:H	2:F:275:ILE:HD12	1.76	0.51
3:G:158:THR:O	3:G:158:THR:HG22	2.10	0.51
1:L:270:TYR:HB2	1:L:327:PRO:HA	1.93	0.51
2:M:421:ALA:HA	2:M:424:PHE:HD2	1.75	0.51
2:N:417:PRO:HB2	2:N:429:GLY:HA2	1.92	0.51
2:N:463:ILE:O	2:N:463:ILE:HD13	2.10	0.51
1:S:273:LEU:HB3	1:S:304:HIS:HE1	1.74	0.51
1:U:349:ASP:HA	1:U:375:ARG:HD2	1.91	0.51
3:Y:14:LYS:O	3:Y:18:LYS:HG3	2.11	0.51
1:A:189:LYS:HD3	1:A:225:HIS:O	2.10	0.51
1:B:211:LYS:HD2	2:E:328:HIS:HA	1.92	0.51

Continued on next page...

Continued from previous page...

Atom-1	Atom-2	Interatomic distance (Å)	Clash overlap (Å)
2:N:277:SER:HB2	2:N:283:PRO:HA	1.91	0.51
2:O:155:LEU:HD13	2:O:166:PHE:CD2	2.45	0.51
1:T:50:GLN:HB3	2:X:69:GLY:HA2	1.93	0.51
1:U:106:LEU:HD22	1:U:230:TYR:HA	1.93	0.51
1:U:449:ALA:HA	1:U:454:HIS:ND1	2.26	0.51
2:V:344:ILE:HG23	2:V:415:SER:HB3	1.93	0.51
1:C:212:ARG:NH1	2:F:123:SER:HA	2.26	0.51
1:C:483:THR:HG23	1:C:486:ARG:HH12	1.75	0.51
2:D:384:LEU:O	2:D:384:LEU:HD13	2.11	0.51
1:L:138:ILE:H	1:L:138:ILE:HD12	1.76	0.51
1:L:302:TYR:O	1:L:306:ARG:HG2	2.11	0.51
2:M:440:SER:OG	2:M:463:ILE:HB	2.11	0.51
3:P:267:LEU:O	3:P:271:ILE:HG12	2.10	0.51
1:U:257:GLU:OE2	1:U:310:ARG:HB3	2.10	0.51
2:W:345:TYR:HA	2:W:346:PRO:C	2.29	0.51
1:A:101:VAL:HG12	1:A:255:ILE:HD13	1.93	0.51
1:C:168:LEU:HD23	1:C:345:ILE:HD13	1.92	0.51
1:C:412:LEU:HD13	1:C:417:LYS:HA	1.93	0.51
1:C:444:VAL:HB	1:C:445:PRO:HD3	1.93	0.51
2:E:95:ILE:HB	2:E:104:ASP:HB3	1.92	0.51
2:E:95:ILE:HD12	2:E:95:ILE:N	2.26	0.51
1:U:246:TYR:CD2	1:U:247:LEU:HD12	2.46	0.51
2:V:95:ILE:HD11	2:V:198:TYR:CE1	2.46	0.51
1:C:149:GLN:HB2	1:C:191:TRP:CH2	2.44	0.51
1:K:375:ARG:HH12	2:O:164:THR:HB	1.76	0.51
1:S:455:LEU:HA	1:S:458:ILE:HD13	1.92	0.51
1:C:182:LEU:HD13	1:C:218:LEU:HD11	1.92	0.50
2:F:321:ALA:HB3	2:F:322:PRO:CD	2.41	0.50
1:J:148:VAL:HG22	1:J:163:ARG:HG2	1.94	0.50
1:L:280:TYR:CE2	1:L:297:PRO:HG2	2.46	0.50
2:O:339:ILE:HG22	2:O:344:ILE:HB	1.92	0.50
1:C:145:HIS:CD2	1:C:146:GLU:HG3	2.47	0.50
2:D:33:ILE:O	2:D:34:LEU:HB2	2.12	0.50
2:F:147:TYR:HB3	2:F:153:ILE:HD13	1.93	0.50
3:G:205:VAL:HB	3:G:206:PRO:HD3	1.92	0.50
1:K:363:ILE:H	1:K:363:ILE:HD12	1.77	0.50
1:T:412:LEU:HD22	1:T:417:LYS:HD2	1.93	0.50
1:U:219:VAL:HA	1:U:228:MET:HE1	1.94	0.50
2:V:143:LEU:HD12	2:V:367:HIS:NE2	2.25	0.50
3:Y:22:THR:O	3:Y:26:VAL:HG23	2.11	0.50
1:A:293:ARG:HG2	1:A:294:GLU:HG3	1.93	0.50

Continued on next page...

Continued from previous page...

Atom-1	Atom-2	Interatomic distance (Å)	Clash overlap (Å)
1:B:110:VAL:HG12	1:B:116:PRO:HA	1.93	0.50
5:I:46:GLN:C	5:I:56:PRO:HD2	2.31	0.50
1:K:217:GLN:NE2	2:N:131:ALA:HB2	2.26	0.50
2:O:237:LEU:HD13	2:O:296:ILE:HG12	1.94	0.50
2:V:33:ILE:O	2:V:34:LEU:HB2	2.10	0.50
1:C:242:ALA:HB3	1:C:243:PRO:HD3	1.94	0.50
2:N:409:LYS:HG2	2:N:454:GLU:HG2	1.93	0.50
2:W:50:VAL:HA	2:W:61:THR:HG22	1.94	0.50
1:B:166:ARG:HD3	1:B:308:LEU:O	2.12	0.50
1:B:191:TRP:CD1	1:B:199:LYS:HB3	2.46	0.50
1:T:248:ALA:HB3	1:T:249:PRO:HD3	1.94	0.50
2:V:257:ASN:HB3	2:V:260:ARG:HG2	1.92	0.50
2:W:99:ILE:HD12	2:W:99:ILE:H	1.76	0.50
1:K:138:ILE:H	1:K:138:ILE:HD12	1.76	0.50
2:M:62:ILE:HD11	2:M:272:LEU:HD21	1.93	0.50
2:O:409:LYS:NZ	2:O:450:ASP:HA	2.27	0.50
1:C:107:GLY:HA2	1:C:228:MET:O	2.11	0.50
1:C:300:VAL:HG11	1:C:339:TYR:HE2	1.75	0.50
2:E:39:ILE:HB	2:E:46:LEU:HB3	1.92	0.50
2:F:17:ILE:O	2:F:17:ILE:HG12	2.12	0.50
2:O:33:ILE:O	2:O:34:LEU:HB2	2.10	0.50
1:T:500:LYS:NZ	1:T:500:LYS:HB3	2.26	0.50
1:U:168:LEU:HD12	1:U:327:PRO:O	2.12	0.50
3:Y:96:ARG:HE	3:Y:121:THR:HG21	1.77	0.50
1:B:185:ILE:HG23	1:B:203:CYS:SG	2.52	0.50
3:Y:39:ILE:O	3:Y:39:ILE:HD13	2.12	0.50
1:A:311:ALA:HB1	1:A:323:LEU:O	2.12	0.49
1:B:153:LYS:HE2	1:B:432:GLN:HB2	1.94	0.49
1:B:269:VAL:HG22	1:B:326:LEU:HB2	1.93	0.49
2:E:242:TYR:CE2	2:E:246:GLU:HG3	2.47	0.49
4:H:16:LEU:HB2	4:H:19:GLU:O	2.12	0.49
1:U:196:ASP:O	1:U:200:LYS:HG3	2.11	0.49
2:X:95:ILE:HD11	2:X:198:TYR:CD1	2.47	0.49
1:A:190:ARG:CZ	1:A:439:ALA:HB2	2.42	0.49
1:K:165:GLN:HG2	1:K:166:ARG:H	1.77	0.49
2:N:156:PHE:HZ	2:N:326:PHE:HZ	1.60	0.49
1:B:364:ARG:HA	1:B:365:PRO:C	2.32	0.49
2:D:155:LEU:HD23	2:D:155:LEU:H	1.76	0.49
2:F:187:VAL:HG22	2:F:232:VAL:HG13	1.93	0.49
2:F:189:GLU:O	2:F:221:GLN:HB3	2.11	0.49
1:U:54:LEU:HD13	1:U:97:VAL:HG22	1.93	0.49

Continued on next page...

Continued from previous page...

Atom-1	Atom-2	Interatomic distance (Å)	Clash overlap (Å)
1:C:363:ILE:H	1:C:363:ILE:HD12	1.77	0.49
2:F:217:LEU:HD22	2:F:219:PHE:HE1	1.77	0.49
1:K:142:ARG:HB2	1:K:315:SER:HA	1.93	0.49
1:K:267:LEU:HD12	1:K:324:THR:HB	1.93	0.49
3:P:28:SER:HA	3:P:31:LEU:HB2	1.93	0.49
1:A:165:GLN:HG2	1:A:166:ARG:N	2.27	0.49
1:B:439:ALA:HB3	1:B:442:GLU:HG3	1.94	0.49
2:N:281:TYR:CZ	2:N:321:ALA:HB2	2.48	0.49
2:O:30:LEU:HD21	2:O:57:ASN:HA	1.95	0.49
2:O:449:TYR:HB3	2:O:452:ILE:HD12	1.95	0.49
3:P:79:SER:CB	3:P:134:GLY:HA3	2.42	0.49
1:S:253:ALA:O	1:S:257:GLU:HB2	2.12	0.49
1:T:109:VAL:HG12	1:T:117:ILE:HD11	1.93	0.49
1:T:166:ARG:HH12	1:T:309:GLU:HG2	1.77	0.49
3:Y:77:ILE:HG13	3:Y:78:THR:HG22	1.93	0.49
1:J:300:VAL:O	1:J:303:LEU:HB3	2.13	0.49
1:K:227:ALA:HA	1:K:230:TYR:CE2	2.47	0.49
1:S:340:ILE:HB	1:S:341:PRO:HD3	1.95	0.49
1:S:470:PHE:O	1:S:474:LEU:HG	2.13	0.49
1:U:273:LEU:HD11	1:U:327:PRO:HB3	1.94	0.49
2:V:37:LEU:HD12	2:V:61:THR:HG21	1.95	0.49
1:C:163:ARG:HA	1:C:324:THR:OG1	2.13	0.49
2:D:258:ILE:HG21	2:D:310:VAL:HG22	1.94	0.49
1:J:455:LEU:HD11	1:J:466:PHE:CE1	2.48	0.49
1:L:246:TYR:CD2	1:L:247:LEU:HD12	2.48	0.49
3:P:79:SER:HB2	3:P:134:GLY:O	2.12	0.49
2:V:90:GLU:HG3	2:V:111:SER:HA	1.94	0.49
2:W:65:ASP:HA	2:W:225:PRO:HG3	1.94	0.49
2:X:13:VAL:HB	2:X:73:GLY:H	1.77	0.49
1:C:36:VAL:HG21	1:C:84:VAL:HB	1.95	0.49
2:N:95:ILE:N	2:N:95:ILE:HD12	2.27	0.49
2:W:95:ILE:H	2:W:95:ILE:HD12	1.78	0.49
1:A:340:ILE:HB	1:A:341:PRO:HD3	1.94	0.49
1:C:170:ILE:HG23	1:C:353:PHE:HD1	1.78	0.49
2:E:406:ARG:O	2:E:410:ILE:HG13	2.13	0.49
2:F:164:THR:HG21	2:F:193:GLU:OE1	2.13	0.49
1:K:152:LEU:HD22	1:K:155:VAL:HG23	1.95	0.49
1:L:329:ILE:HD13	1:L:341:PRO:HA	1.94	0.49
2:M:54:LEU:HD11	2:M:60:ARG:HB2	1.95	0.49
2:V:346:PRO:HG3	2:V:418:PHE:HE2	1.78	0.49
2:W:13:VAL:HB	2:W:73:GLY:H	1.76	0.49

Continued on next page...

Continued from previous page...

Atom-1	Atom-2	Interatomic distance (Å)	Clash overlap (Å)
1:B:222:LEU:HD12	1:B:233:ILE:HD11	1.93	0.49
1:C:70:PRO:HG3	2:D:14:THR:HG22	1.94	0.49
2:E:220:GLY:CA	2:E:232:VAL:HG11	2.42	0.49
2:F:141:VAL:HG22	2:F:333:THR:HG21	1.93	0.49
1:J:63:GLY:HA2	1:J:78:PHE:CD2	2.47	0.49
2:O:417:PRO:HG3	2:O:459:MET:HG3	1.95	0.49
1:A:82:ARG:HH11	2:D:34:LEU:HB2	1.77	0.48
1:A:455:LEU:HD21	1:A:466:PHE:CZ	2.48	0.48
2:D:95:ILE:HD11	2:D:198:TYR:CD1	2.48	0.48
2:D:237:LEU:HD21	2:D:295:ARG:HB2	1.95	0.48
2:D:417:PRO:HD2	2:D:430:LYS:HB2	1.95	0.48
2:F:95:ILE:CG2	2:F:103:ILE:HB	2.43	0.48
2:M:115:LYS:HB3	2:M:115:LYS:HZ2	1.78	0.48
3:P:225:GLY:C	3:P:227:ALA:H	2.16	0.48
1:U:56:GLU:HG2	1:U:62:LYS:HG2	1.95	0.48
2:V:62:ILE:HD11	2:V:272:LEU:HD11	1.94	0.48
2:V:257:ASN:ND2	2:V:311:TYR:HB2	2.28	0.48
1:A:242:ALA:HB3	1:A:243:PRO:HD3	1.94	0.48
1:C:73:VAL:CG2	2:D:72:ARG:HH22	2.24	0.48
2:D:186:GLY:HA2	2:D:256:ASP:O	2.13	0.48
2:E:97:ASN:ND2	2:E:99:ILE:HG12	2.28	0.48
2:E:199:ARG:HB3	2:E:199:ARG:NH1	2.27	0.48
2:E:221:GLN:HB2	2:E:224:GLU:HG3	1.95	0.48
1:A:319:GLY:O	1:A:320:SER:HB2	2.13	0.48
1:A:425:ARG:HD2	1:A:456:ASP:HA	1.94	0.48
1:C:168:LEU:HD13	1:C:327:PRO:HB2	1.95	0.48
4:H:18:HIS:NE2	4:H:89:GLU:HG2	2.28	0.48
2:N:95:ILE:HG22	2:N:103:ILE:HD11	1.96	0.48
2:N:106:ARG:NH2	2:N:209:LEU:HB3	2.27	0.48
3:P:26:VAL:O	3:P:29:THR:HG22	2.12	0.48
1:S:64:MET:SD	1:S:247:LEU:HD11	2.54	0.48
2:V:37:LEU:HB2	2:V:48:LEU:HB2	1.94	0.48
1:B:142:ARG:HB2	1:B:315:SER:HA	1.95	0.48
1:L:242:ALA:HB3	1:L:243:PRO:HD3	1.96	0.48
1:T:190:ARG:HB2	1:T:191:TRP:CE3	2.49	0.48
2:V:374:VAL:HG13	2:V:410:ILE:HG21	1.96	0.48
3:Y:233:ARG:O	3:Y:237:MET:HG2	2.14	0.48
1:K:378:SER:HB3	1:K:386:LYS:HD2	1.96	0.48
2:N:201:MET:HA	2:N:204:THR:HG22	1.96	0.48
1:S:172:ASP:O	1:S:177:LYS:HE3	2.14	0.48
1:S:282:GLN:NE2	2:V:284:THR:HG22	2.29	0.48

Continued on next page...

Continued from previous page...

Atom-1	Atom-2	Interatomic distance (Å)	Clash overlap (Å)
2:V:154:GLY:O	2:V:332:THR:HA	2.13	0.48
2:X:184:PHE:HD1	2:X:254:PHE:HB2	1.78	0.48
1:B:443:GLN:O	1:B:447:ILE:HG12	2.13	0.48
2:D:54:LEU:HD11	2:D:60:ARG:HB2	1.95	0.48
2:D:85:VAL:HG11	2:D:235:THR:HG23	1.96	0.48
2:E:226:PRO:HG3	2:E:267:GLU:OE1	2.13	0.48
2:F:103:ILE:O	2:F:103:ILE:HG22	2.14	0.48
4:H:105:LEU:O	4:H:109:LYS:HB2	2.13	0.48
1:J:51:ALA:O	1:J:52:GLU:HB2	2.13	0.48
2:M:43:GLN:HG3	2:M:44:GLY:H	1.78	0.48
2:N:98:VAL:HB	2:N:232:VAL:HG12	1.94	0.48
2:O:187:VAL:HG12	2:O:260:ARG:HB2	1.95	0.48
2:O:256:ASP:HA	2:O:257:ASN:HA	1.50	0.48
3:P:182:ILE:HG22	3:P:182:ILE:O	2.12	0.48
1:S:293:ARG:HD3	1:S:339:TYR:CD1	2.48	0.48
2:X:293:GLN:HG2	2:X:328:HIS:CG	2.49	0.48
1:K:358:LEU:HB2	1:K:366:ALA:HB1	1.94	0.48
2:O:164:THR:HG21	2:O:193:GLU:OE1	2.13	0.48
2:O:252:LEU:HD22	2:O:254:PHE:CE1	2.49	0.48
2:O:321:ALA:HB3	2:O:322:PRO:CD	2.43	0.48
1:S:358:LEU:HB2	1:S:366:ALA:HB1	1.94	0.48
2:V:251:VAL:HB	2:V:304:VAL:HG22	1.96	0.48
2:W:155:LEU:HD12	2:W:333:THR:O	2.14	0.48
1:B:191:TRP:HD1	1:B:199:LYS:HB3	1.79	0.48
3:G:184:ASN:O	3:G:188:ILE:HG13	2.13	0.48
4:H:105:LEU:N	4:H:105:LEU:HD12	2.28	0.48
1:K:435:TYR:C	1:K:437:PRO:HD3	2.34	0.48
1:L:169:ILE:HD11	1:L:326:LEU:HD22	1.94	0.48
1:S:281:ARG:HD3	1:S:296:TYR:CD1	2.49	0.48
2:X:163:LYS:O	2:X:167:ILE:HG13	2.14	0.48
2:X:427:ILE:HD12	2:X:459:MET:HG2	1.96	0.48
2:D:52:GLN:HG2	2:D:60:ARG:HB3	1.96	0.48
5:I:59:ILE:HG22	5:I:60:THR:H	1.79	0.48
1:L:444:VAL:HB	1:L:445:PRO:HD3	1.95	0.48
2:O:95:ILE:HD12	2:O:95:ILE:N	2.29	0.48
3:P:55:ALA:O	3:P:56:GLU:HB2	2.14	0.48
3:P:115:LYS:O	3:P:119:LEU:HB2	2.13	0.48
1:S:92:ARG:HH21	1:S:94:GLY:HA2	1.79	0.48
1:S:381:GLN:HG2	1:S:382:VAL:N	2.29	0.48
1:B:51:ALA:HB3	2:F:69:GLY:H	1.79	0.48
2:D:140:VAL:HA	2:D:414:LEU:HD22	1.96	0.48

Continued on next page...

Continued from previous page...

Atom-1	Atom-2	Interatomic distance (Å)	Clash overlap (Å)
2:E:220:GLY:HA3	2:E:232:VAL:HG21	1.96	0.48
3:G:12:SER:O	3:G:16:ILE:HD13	2.12	0.48
1:J:272:ASP:HB2	1:J:328:VAL:O	2.14	0.48
1:S:239:SER:OG	2:V:121:PRO:HG3	2.14	0.48
1:U:239:SER:HB2	2:X:294:GLU:HG3	1.95	0.48
2:V:117:ILE:HA	2:V:238:THR:OG1	2.14	0.48
1:C:209:GLY:HA3	1:C:275:LYS:HD3	1.96	0.47
2:F:384:LEU:HA	2:F:387:ILE:HD13	1.96	0.47
1:K:497:ALA:HA	1:K:500:LYS:NZ	2.29	0.47
2:N:133:ILE:HD11	2:N:362:VAL:HG12	1.95	0.47
2:V:53:HIS:HA	2:V:59:VAL:HG12	1.96	0.47
2:V:115:LYS:NZ	2:V:115:LYS:HB3	2.29	0.47
2:W:71:VAL:HB	2:W:74:GLU:HG3	1.95	0.47
1:A:444:VAL:HG21	1:A:485:ILE:HG21	1.95	0.47
2:E:67:THR:HB	2:E:70:LEU:HD12	1.96	0.47
2:F:256:ASP:HA	2:F:257:ASN:HA	1.54	0.47
1:K:145:HIS:CD2	1:K:146:GLU:HG3	2.49	0.47
2:M:25:PHE:HE2	2:M:59:VAL:HG22	1.79	0.47
2:O:209:LEU:HD12	2:O:210:GLU:N	2.29	0.47
1:T:106:LEU:HD12	1:T:232:ILE:HD11	1.96	0.47
1:T:383:LYS:O	1:T:387:GLN:HG3	2.14	0.47
1:U:36:VAL:HG12	2:X:53:HIS:HB2	1.96	0.47
1:A:363:ILE:HD12	1:A:363:ILE:N	2.29	0.47
1:B:164:GLY:O	1:B:312:ALA:HA	2.13	0.47
1:J:242:ALA:HB3	1:J:243:PRO:HD3	1.95	0.47
1:L:116:PRO:HD3	1:L:123:ILE:HD12	1.96	0.47
2:M:189:GLU:O	2:M:221:GLN:HB3	2.14	0.47
3:P:44:MET:O	3:P:44:MET:HG2	2.13	0.47
1:S:205:TYR:HE1	1:S:207:ALA:HB2	1.79	0.47
1:U:271:ASP:HA	1:U:272:ASP:HA	1.50	0.47
2:V:147:TYR:CD2	2:V:153:ILE:HG21	2.49	0.47
2:W:133:ILE:H	2:W:133:ILE:HD12	1.78	0.47
2:X:83:ILE:HD12	2:X:83:ILE:H	1.78	0.47
2:X:336:SER:HB3	2:X:339:ILE:HG12	1.96	0.47
1:C:458:ILE:HD12	1:C:458:ILE:H	1.78	0.47
1:K:211:LYS:HD2	2:N:328:HIS:HA	1.96	0.47
2:O:258:ILE:HG22	2:O:309:ALA:O	2.15	0.47
1:U:294:GLU:O	1:U:295:ALA:HB3	2.15	0.47
1:U:436:SER:N	1:U:437:PRO:HD3	2.29	0.47
1:U:492:SER:H	1:U:495:LEU:HD12	1.78	0.47
2:W:220:GLY:CA	2:W:232:VAL:HG11	2.45	0.47

Continued on next page...

Continued from previous page...

Atom-1	Atom-2	Interatomic distance (Å)	Clash overlap (Å)
1:A:383:LYS:HB3	1:A:490:GLU:HG2	1.96	0.47
2:D:46:LEU:HD21	2:D:67:THR:HG22	1.97	0.47
2:F:147:TYR:HB3	2:F:153:ILE:CD1	2.44	0.47
1:L:394:LEU:O	1:L:398:GLN:HG3	2.14	0.47
2:O:95:ILE:HD11	2:O:198:TYR:CE1	2.49	0.47
2:V:117:ILE:H	2:V:117:ILE:HD13	1.78	0.47
2:X:257:ASN:OD1	2:X:259:PHE:HB3	2.14	0.47
1:B:396:LEU:HA	1:B:399:TYR:HB3	1.97	0.47
1:C:309:GLU:HG3	2:D:223:ASN:HB3	1.95	0.47
2:D:191:THR:HA	2:D:221:GLN:HG3	1.97	0.47
2:D:344:ILE:HG23	2:D:415:SER:HB3	1.97	0.47
1:U:54:LEU:HD12	1:U:63:GLY:O	2.14	0.47
2:W:139:LYS:HE2	2:W:416:GLN:HB2	1.97	0.47
2:W:256:ASP:HA	2:W:257:ASN:HA	1.54	0.47
1:A:460:LEU:HA	1:A:463:ILE:CG1	2.44	0.47
1:B:99:VAL:HG11	1:B:251:THR:HB	1.97	0.47
1:B:212:ARG:HA	1:B:237:THR:HG21	1.97	0.47
1:B:474:LEU:HD23	1:B:478:HIS:HB2	1.97	0.47
1:C:288:ARG:CZ	2:F:275:ILE:HD11	2.45	0.47
2:D:143:LEU:HD12	2:D:367:HIS:CE1	2.49	0.47
2:F:102:PRO:HG3	2:F:109:ILE:HG13	1.96	0.47
3:G:245:GLY:C	3:G:247:MET:H	2.18	0.47
4:H:48:THR:H	4:H:77:VAL:HB	1.80	0.47
1:K:436:SER:N	1:K:437:PRO:HD3	2.29	0.47
1:L:177:LYS:HG2	1:L:354:LEU:HD12	1.97	0.47
2:M:406:ARG:NH2	2:M:447:GLY:HA3	2.30	0.47
2:N:133:ILE:HG12	2:N:363:VAL:HG12	1.97	0.47
2:N:387:ILE:HB	2:N:391:LEU:HD12	1.96	0.47
2:N:433:ARG:NH1	2:N:433:ARG:HB3	2.30	0.47
2:O:92:LEU:O	2:O:94:ARG:HG2	2.15	0.47
3:P:211:GLU:HB3	5:R:11:ALA:HA	1.97	0.47
1:S:417:LYS:O	1:S:421:VAL:HG23	2.14	0.47
2:V:87:VAL:HG21	2:V:115:LYS:HG3	1.96	0.47
2:V:138:ILE:HG12	2:V:418:PHE:CE1	2.49	0.47
2:V:259:PHE:CE1	2:V:313:PRO:HG3	2.49	0.47
2:V:298:THR:HG23	2:V:303:SER:HB3	1.97	0.47
2:W:117:ILE:HG13	2:W:118:HIS:CD2	2.50	0.47
2:X:351:LEU:HD21	2:X:378:LEU:HB2	1.97	0.47
3:Y:210:PHE:HB2	3:Y:213:THR:HB	1.97	0.47
1:A:38:ASP:O	1:A:286:LEU:HD13	2.15	0.47
1:B:425:ARG:HH11	1:B:463:ILE:HD11	1.79	0.47

Continued on next page...

Continued from previous page...

Atom-1	Atom-2	Interatomic distance (Å)	Clash overlap (Å)
2:E:135:GLU:HB2	2:E:178:HIS:NE2	2.30	0.47
2:F:279:VAL:O	2:F:279:VAL:HG12	2.15	0.47
2:F:399:GLN:HA	2:F:399:GLN:HE21	1.80	0.47
1:L:271:ASP:HA	1:L:272:ASP:HA	1.57	0.47
2:M:319:ASP:O	2:M:322:PRO:HD2	2.15	0.47
2:W:37:LEU:HB2	2:W:48:LEU:HB2	1.96	0.47
1:A:452:ASN:HB3	1:A:454:HIS:HE1	1.80	0.47
2:D:167:ILE:O	2:D:171:ILE:HG13	2.15	0.47
2:E:400:ASP:O	2:E:404:VAL:HG23	2.15	0.47
2:F:17:ILE:HD13	2:F:17:ILE:N	2.30	0.47
1:L:470:PHE:CE2	1:L:474:LEU:HD11	2.50	0.47
3:P:107:ILE:O	3:P:126:ILE:HA	2.15	0.47
1:U:242:ALA:HB3	1:U:243:PRO:HD3	1.95	0.47
2:V:204:THR:HG23	2:V:206:VAL:HG23	1.96	0.47
2:X:52:GLN:NE2	2:X:60:ARG:HD2	2.30	0.47
1:C:474:LEU:HB3	1:C:482:LEU:HD11	1.96	0.47
2:E:94:ARG:CZ	2:E:109:ILE:HG12	2.45	0.47
2:F:97:ASN:HD22	2:F:97:ASN:C	2.18	0.47
1:K:106:LEU:HD21	1:K:202:TYR:CD2	2.49	0.47
1:K:209:GLY:O	1:K:238:ALA:HB2	2.14	0.47
1:L:382:VAL:HG12	1:L:384:ALA:H	1.80	0.47
1:S:239:SER:HB2	2:V:294:GLU:HG3	1.96	0.47
1:T:309:GLU:OE1	2:X:223:ASN:HB3	2.15	0.47
1:U:82:ARG:HD2	2:X:34:LEU:HD12	1.96	0.47
1:B:273:LEU:CD1	1:B:327:PRO:HB3	2.45	0.46
1:C:123:ILE:HD12	1:C:123:ILE:O	2.15	0.46
1:C:300:VAL:HG11	1:C:339:TYR:CE2	2.49	0.46
2:E:258:ILE:HG21	2:E:310:VAL:HG22	1.97	0.46
2:F:398:GLU:HG3	3:G:120:ARG:CZ	2.45	0.46
1:J:33:VAL:HB	1:J:88:GLU:H	1.80	0.46
1:J:161:ILE:HD12	1:J:167:GLU:HG2	1.95	0.46
1:K:173:ARG:HB2	1:K:330:GLU:OE2	2.15	0.46
2:N:167:ILE:O	2:N:171:ILE:HG13	2.16	0.46
3:P:139:THR:HG23	3:P:142:GLU:HB2	1.97	0.46
1:S:440:THR:O	1:S:444:VAL:HG22	2.14	0.46
1:T:27:LEU:HD22	1:T:47:ASN:HD21	1.79	0.46
2:V:93:GLY:HA3	2:V:213:SER:HB3	1.96	0.46
2:X:167:ILE:HD11	2:X:309:ALA:HB2	1.97	0.46
1:A:54:LEU:HD11	1:A:97:VAL:HA	1.96	0.46
1:B:145:HIS:HE1	1:B:313:LYS:HE2	1.80	0.46
1:C:43:VAL:HG21	1:C:75:ILE:HD12	1.97	0.46

Continued on next page...

Continued from previous page...

Atom-1	Atom-2	Interatomic distance (Å)	Clash overlap (Å)
2:E:326:PHE:HA	2:E:329:LEU:HD12	1.96	0.46
1:L:500:LYS:O	1:L:504:GLU:HG3	2.15	0.46
2:M:281:TYR:CE1	2:M:321:ALA:HB2	2.50	0.46
1:S:368:ASN:HD22	1:S:371:LEU:HD12	1.79	0.46
2:X:256:ASP:HA	2:X:257:ASN:HA	1.53	0.46
1:B:474:LEU:HD13	1:B:482:LEU:HD21	1.98	0.46
1:K:196:ASP:O	1:K:200:LYS:HG3	2.15	0.46
1:L:220:GLN:O	1:L:224:GLN:HG3	2.15	0.46
1:S:302:TYR:HE1	2:W:223:ASN:O	1.97	0.46
1:S:493:LYS:H	1:S:493:LYS:HD2	1.81	0.46
2:X:319:ASP:O	2:X:322:PRO:HD2	2.16	0.46
1:K:290:PRO:HA	1:K:291:PRO:HD3	1.79	0.46
1:L:274:SER:OG	1:L:329:ILE:HG13	2.15	0.46
2:M:95:ILE:HB	2:M:104:ASP:HB3	1.97	0.46
4:Q:34:ALA:HB2	4:Q:52:LEU:HA	1.97	0.46
1:T:188:GLN:HG3	1:T:201:LEU:HD23	1.97	0.46
2:V:46:LEU:HD21	2:V:67:THR:HG22	1.98	0.46
2:W:86:PRO:HD3	2:W:114:ARG:CZ	2.46	0.46
2:E:20:ILE:N	2:E:20:ILE:HD12	2.30	0.46
2:F:37:LEU:HD12	2:F:61:THR:HG21	1.96	0.46
2:V:64:MET:O	2:V:228:ALA:HB2	2.14	0.46
2:W:276:PRO:HB2	3:Y:267:LEU:HD21	1.96	0.46
2:W:377:THR:HG22	2:W:407:ALA:HB2	1.98	0.46
2:X:157:GLY:HA3	2:X:335:LEU:HB2	1.97	0.46
1:A:62:LYS:HB2	1:A:62:LYS:NZ	2.30	0.46
1:B:106:LEU:HD21	1:B:202:TYR:CE1	2.51	0.46
2:D:439:ALA:HA	2:D:442:LYS:HD3	1.97	0.46
2:E:473:LEU:HD23	2:E:473:LEU:O	2.16	0.46
2:F:17:ILE:HD13	2:F:17:ILE:H	1.80	0.46
4:H:14:PHE:HB3	4:H:21:LEU:HB2	1.98	0.46
1:K:260:ARG:O	1:K:321:GLY:HA3	2.16	0.46
2:N:140:VAL:HG22	2:N:414:LEU:HB3	1.97	0.46
1:S:394:LEU:HD12	1:S:394:LEU:N	2.30	0.46
1:U:96:ILE:O	1:U:97:VAL:C	2.54	0.46
2:V:452:ILE:HG22	2:V:453:PRO:HD2	1.97	0.46
2:X:169:GLU:HG2	2:X:418:PHE:CD1	2.50	0.46
1:C:184:THR:O	1:C:188:GLN:HG2	2.16	0.46
2:F:184:PHE:HB3	2:F:217:LEU:HD23	1.97	0.46
1:J:470:PHE:HD1	1:J:506:PHE:CD2	2.34	0.46
1:L:281:ARG:O	1:L:285:LEU:HG	2.16	0.46
2:N:127:GLN:HE22	2:N:297:THR:HG21	1.81	0.46

Continued on next page...

Continued from previous page...

Atom-1	Atom-2	Interatomic distance (Å)	Clash overlap (Å)
2:N:384:LEU:HD23	2:N:387:ILE:HD11	1.97	0.46
3:P:78:THR:HB	3:P:79:SER:H	1.58	0.46
1:U:228:MET:HB2	1:U:228:MET:HE2	1.85	0.46
2:V:178:HIS:HE1	2:V:250:ASP:O	1.98	0.46
2:W:168:GLN:HE22	2:W:200:GLU:HG2	1.81	0.46
1:A:177:LYS:HB2	1:A:177:LYS:NZ	2.31	0.46
1:B:273:LEU:HD23	1:B:273:LEU:HA	1.83	0.46
1:J:365:PRO:O	1:J:367:ILE:HG12	2.16	0.46
1:L:290:PRO:HA	1:L:291:PRO:HD3	1.77	0.46
1:S:271:ASP:HA	1:S:272:ASP:HA	1.65	0.46
1:T:249:PRO:HG2	1:T:276:GLN:NE2	2.30	0.46
2:W:133:ILE:HD12	2:W:133:ILE:N	2.31	0.46
2:W:321:ALA:HB3	2:W:322:PRO:CD	2.45	0.46
1:B:106:LEU:HD21	1:B:202:TYR:CD1	2.51	0.46
1:B:436:SER:N	1:B:437:PRO:HD3	2.30	0.46
2:D:387:ILE:HD11	3:G:19:ILE:HD11	1.98	0.46
2:F:117:ILE:H	2:F:117:ILE:HD13	1.80	0.46
4:H:106:ALA:O	4:H:110:LYS:HB3	2.16	0.46
1:L:267:LEU:HD21	1:L:326:LEU:HD12	1.97	0.46
2:M:183:VAL:O	2:M:253:LEU:HD12	2.15	0.46
2:O:279:VAL:O	2:O:279:VAL:HG12	2.16	0.46
1:T:153:LYS:HG3	1:T:438:LEU:HD12	1.98	0.46
2:W:391:LEU:HB3	2:W:395:GLU:HG3	1.97	0.46
3:Y:133:ILE:HD13	3:Y:133:ILE:N	2.30	0.46
1:A:253:ALA:O	1:A:257:GLU:HB2	2.16	0.46
1:C:271:ASP:HA	1:C:272:ASP:HA	1.55	0.46
3:G:267:LEU:O	3:G:271:ILE:HG12	2.16	0.46
1:L:103:PRO:HG3	1:L:258:TRP:CH2	2.50	0.46
1:L:289:ARG:HH21	2:M:17:ILE:HG13	1.80	0.46
1:L:417:LYS:O	1:L:417:LYS:HD3	2.16	0.46
2:M:92:LEU:HD11	2:M:181:PHE:CE1	2.50	0.46
2:N:98:VAL:HG13	2:N:99:ILE:HG23	1.98	0.46
2:N:275:ILE:HD12	2:N:275:ILE:N	2.31	0.46
3:P:74:ILE:HA	3:P:163:SER:O	2.16	0.46
1:T:142:ARG:HD2	1:T:316:GLU:HG3	1.98	0.46
2:V:33:ILE:HD12	2:V:33:ILE:N	2.31	0.46
2:V:83:ILE:HG23	2:V:117:ILE:HD12	1.98	0.46
2:V:187:VAL:HG22	2:V:232:VAL:HG13	1.98	0.46
2:V:351:LEU:C	2:V:353:SER:H	2.19	0.46
2:V:452:ILE:H	2:V:452:ILE:CD1	2.29	0.46
2:E:120:ASP:HA	2:E:121:PRO:HD3	1.85	0.45

Continued on next page...

Continued from previous page...

Atom-1	Atom-2	Interatomic distance (Å)	Clash overlap (Å)
2:E:201:MET:HA	2:E:204:THR:HG22	1.98	0.45
3:G:149:LYS:O	3:G:153:VAL:HG12	2.16	0.45
4:H:102:LYS:HD3	4:H:105:LEU:HD21	1.99	0.45
5:I:59:ILE:HG22	5:I:60:THR:N	2.31	0.45
1:L:96:ILE:N	1:L:96:ILE:HD12	2.31	0.45
2:W:68:GLU:O	2:W:68:GLU:HG2	2.17	0.45
2:X:117:ILE:HG13	2:X:118:HIS:CD2	2.51	0.45
2:X:140:VAL:HG11	2:X:348:VAL:HB	1.98	0.45
2:E:27:GLN:HG2	2:E:57:ASN:HD21	1.81	0.45
2:O:152:LYS:NZ	2:O:293:GLN:HG3	2.30	0.45
1:A:146:GLU:HA	1:A:147:PRO:HD3	1.73	0.45
3:G:55:ALA:HB2	3:G:197:PHE:HE2	1.80	0.45
1:J:460:LEU:HD12	1:J:460:LEU:N	2.31	0.45
3:P:87:ILE:HD12	3:P:229:GLU:CA	2.47	0.45
1:A:243:PRO:HG3	1:A:283:LEU:HD21	1.96	0.45
1:B:341:PRO:O	1:B:345:ILE:HG13	2.15	0.45
1:C:302:TYR:CZ	1:C:306:ARG:HD3	2.52	0.45
2:D:155:LEU:HD13	2:D:166:PHE:CD2	2.51	0.45
2:F:33:ILE:H	2:F:33:ILE:CD1	2.27	0.45
1:K:302:TYR:HA	1:K:305:SER:OG	2.17	0.45
1:T:40:ILE:O	1:T:40:ILE:HD12	2.17	0.45
1:T:267:LEU:HD12	1:T:324:THR:HB	1.97	0.45
1:T:271:ASP:HA	1:T:272:ASP:HA	1.57	0.45
1:C:343:ASN:O	1:C:347:ILE:HG12	2.15	0.45
1:L:96:ILE:HD12	1:L:96:ILE:H	1.82	0.45
2:N:409:LYS:NZ	2:N:450:ASP:HA	2.32	0.45
2:O:293:GLN:HG2	2:O:328:HIS:HB3	1.99	0.45
3:P:11:LYS:HE3	3:P:11:LYS:HB2	1.76	0.45
1:T:170:ILE:HG13	1:T:171:GLY:N	2.32	0.45
1:T:213:SER:O	1:T:217:GLN:HG3	2.17	0.45
2:V:279:VAL:O	2:V:279:VAL:HG12	2.16	0.45
1:B:232:ILE:HD12	1:B:232:ILE:N	2.32	0.45
1:B:249:PRO:HG2	1:B:276:GLN:NE2	2.32	0.45
2:D:393:MET:HA	2:D:396:LEU:HD23	1.98	0.45
2:E:199:ARG:HB3	2:E:199:ARG:HH11	1.82	0.45
1:T:148:VAL:HG22	1:T:163:ARG:HG2	1.99	0.45
1:U:28:ASN:HB3	1:U:48:ASN:ND2	2.31	0.45
2:V:13:VAL:HG22	2:V:23:VAL:HG12	1.97	0.45
1:B:49:ILE:HG13	1:B:50:GLN:N	2.32	0.45
1:C:363:ILE:HD12	1:C:363:ILE:N	2.32	0.45
1:C:382:VAL:HG11	1:C:440:THR:HG21	1.98	0.45

Continued on next page...

Continued from previous page...

Atom-1	Atom-2	Interatomic distance (Å)	Clash overlap (Å)
2:D:249:GLN:HG3	2:D:250:ASP:N	2.32	0.45
2:D:258:ILE:HG22	2:D:309:ALA:O	2.17	0.45
2:E:34:LEU:HD22	2:E:118:HIS:CE1	2.52	0.45
2:E:95:ILE:HD13	2:E:104:ASP:HB3	1.99	0.45
2:E:262:THR:HG23	2:E:285:LEU:HD11	1.98	0.45
2:E:370:VAL:O	2:E:374:VAL:HG23	2.17	0.45
2:F:377:THR:HG22	2:F:407:ALA:HB2	1.99	0.45
4:H:32:LEU:HA	4:H:33:PRO:HD3	1.78	0.45
1:K:338:ALA:HB3	1:K:341:PRO:HG2	1.98	0.45
1:K:341:PRO:O	1:K:345:ILE:HG13	2.15	0.45
2:O:12:LYS:HA	2:O:74:GLU:O	2.16	0.45
1:S:329:ILE:HD11	1:S:344:VAL:HG21	1.97	0.45
1:S:382:VAL:HG11	1:S:440:THR:HG21	1.98	0.45
1:T:233:ILE:HD12	1:T:233:ILE:N	2.31	0.45
1:U:211:LYS:HZ3	1:U:213:SER:CB	2.29	0.45
1:U:246:TYR:HE1	1:U:303:LEU:HD11	1.82	0.45
2:V:31:PRO:HB3	2:V:35:ASN:HD22	1.82	0.45
2:V:34:LEU:HD22	2:V:118:HIS:NE2	2.32	0.45
2:V:191:THR:HA	2:V:221:GLN:HG3	1.99	0.45
2:V:346:PRO:HG3	2:V:418:PHE:CE2	2.52	0.45
4:H:73:GLY:HA3	4:H:86:THR:O	2.16	0.45
1:J:96:ILE:HD12	1:J:96:ILE:N	2.32	0.45
1:K:204:VAL:HB	1:K:268:ILE:HG12	1.99	0.45
4:Q:33:PRO:HB3	4:Q:38:ARG:HA	1.98	0.45
1:S:105:LEU:H	1:S:105:LEU:HD12	1.81	0.45
1:T:206:VAL:HG12	1:T:208:VAL:HG23	1.97	0.45
1:T:462:ARG:HB3	1:T:465:GLU:HB2	1.98	0.45
2:V:460:VAL:HG21	2:V:466:VAL:HG22	1.99	0.45
2:W:391:LEU:HD13	2:W:395:GLU:HG3	1.98	0.45
1:A:36:VAL:HG12	2:D:53:HIS:HB2	1.99	0.45
2:D:258:ILE:CG2	2:D:310:VAL:HG22	2.46	0.45
2:D:449:TYR:HB3	2:D:457:PHE:HZ	1.82	0.45
2:F:156:PHE:HB2	2:F:334:VAL:HG12	1.97	0.45
1:K:62:LYS:HD2	1:K:113:LEU:HD13	1.97	0.45
1:K:305:SER:HA	1:K:347:ILE:HD13	1.99	0.45
1:L:73:VAL:HG22	2:M:72:ARG:HH12	1.81	0.45
1:L:341:PRO:O	1:L:345:ILE:HG13	2.17	0.45
1:L:343:ASN:O	1:L:347:ILE:HG13	2.17	0.45
2:N:83:ILE:O	2:N:117:ILE:HG23	2.17	0.45
2:N:472:LYS:HB2	2:N:472:LYS:NZ	2.31	0.45
2:O:117:ILE:HA	2:O:238:THR:OG1	2.17	0.45

Continued on next page...

Continued from previous page...

Atom-1	Atom-2	Interatomic distance (Å)	Clash overlap (Å)
3:P:3:LEU:HD12	3:P:3:LEU:H	1.82	0.45
3:P:41:ALA:O	3:P:45:ASP:N	2.49	0.45
1:S:139:LEU:HB3	1:S:140:PRO:HD3	1.98	0.45
1:S:363:ILE:HD12	1:S:363:ILE:N	2.31	0.45
1:S:402:VAL:O	1:S:402:VAL:HG12	2.17	0.45
2:V:146:PRO:O	2:V:357:LEU:HD12	2.17	0.45
2:V:397:SER:O	2:V:401:LYS:HB2	2.17	0.45
1:C:212:ARG:HG2	1:C:237:THR:HG21	1.99	0.45
1:C:341:PRO:O	1:C:345:ILE:HG12	2.16	0.45
1:C:398:GLN:O	1:C:402:VAL:HG23	2.16	0.45
2:E:182:SER:O	2:E:215:VAL:HA	2.17	0.45
2:F:157:GLY:HA3	2:F:335:LEU:HB2	1.99	0.45
4:H:125:ILE:O	4:H:129:VAL:HG23	2.17	0.45
1:J:26:ASN:O	1:J:27:LEU:HB2	2.17	0.45
1:K:284:SER:HB2	1:K:289:ARG:HB2	1.99	0.45
1:L:208:VAL:HG21	1:L:249:PRO:HG3	1.98	0.45
2:M:384:LEU:HD23	2:M:387:ILE:HD12	1.99	0.45
1:T:99:VAL:HG11	1:T:251:THR:HB	1.99	0.45
1:T:300:VAL:CG1	1:T:339:TYR:HE2	2.29	0.45
2:X:255:ILE:HD12	2:X:308:GLN:HG2	1.99	0.45
1:A:446:LEU:HD11	1:A:471:LEU:HD11	1.99	0.44
1:B:67:ASN:CB	2:F:17:ILE:HG22	2.46	0.44
1:C:273:LEU:HD12	1:C:327:PRO:HB3	1.98	0.44
1:K:342:THR:HG21	2:O:314:ALA:HA	1.99	0.44
1:K:443:GLN:O	1:K:447:ILE:HG12	2.18	0.44
2:O:408:ARG:O	2:O:412:ARG:HG3	2.17	0.44
1:S:158:LEU:HD21	1:S:392:LEU:HG	1.99	0.44
1:S:296:TYR:CD1	1:S:296:TYR:N	2.85	0.44
2:V:427:ILE:HD12	2:V:427:ILE:H	1.82	0.44
2:V:435:LYS:H	2:V:435:LYS:HD2	1.82	0.44
2:X:34:LEU:HD22	2:X:118:HIS:CE1	2.53	0.44
2:X:279:VAL:HG12	2:X:279:VAL:O	2.16	0.44
2:D:152:LYS:HZ3	2:D:293:GLN:HB3	1.82	0.44
2:D:257:ASN:HB3	2:D:260:ARG:HG2	1.98	0.44
4:H:51:GLN:H	4:H:51:GLN:HG2	1.56	0.44
1:J:211:LYS:HZ3	1:J:213:SER:HB2	1.83	0.44
2:N:256:ASP:HA	2:N:257:ASN:HA	1.50	0.44
3:P:46:GLU:O	3:P:50:LEU:N	2.50	0.44
3:P:87:ILE:CD1	3:P:229:GLU:HB3	2.47	0.44
1:T:338:ALA:HB3	1:T:341:PRO:HG2	2.00	0.44
2:V:325:THR:O	2:V:329:LEU:HG	2.16	0.44

Continued on next page...

Continued from previous page...

Atom-1	Atom-2	Interatomic distance (Å)	Clash overlap (Å)
1:A:166:ARG:HG2	1:A:325:ALA:HB3	1.99	0.44
1:C:388:VAL:HG12	1:C:448:TYR:HD1	1.82	0.44
2:D:409:LYS:HE3	2:D:409:LYS:HB2	1.83	0.44
2:E:16:VAL:HG22	2:E:21:VAL:HG22	1.98	0.44
1:K:239:SER:OG	2:N:121:PRO:HG2	2.16	0.44
1:L:271:ASP:OD1	1:L:272:ASP:HB2	2.17	0.44
1:L:468:SER:HA	1:L:471:LEU:HD12	2.00	0.44
2:N:321:ALA:HB3	2:N:322:PRO:CD	2.47	0.44
1:T:78:PHE:HD2	1:T:244:LEU:HD23	1.82	0.44
1:T:285:LEU:CD2	1:T:291:PRO:HG3	2.47	0.44
2:W:275:ILE:HA	2:W:276:PRO:HD2	1.85	0.44
2:W:427:ILE:HD12	2:W:427:ILE:N	2.33	0.44
1:B:219:VAL:HG22	1:B:233:ILE:HD12	1.99	0.44
1:B:365:PRO:HB2	1:B:367:ILE:HG13	2.00	0.44
1:C:96:ILE:HD12	1:C:96:ILE:N	2.32	0.44
1:C:436:SER:N	1:C:437:PRO:HD3	2.33	0.44
2:D:94:ARG:HH21	2:D:102:PRO:HB3	1.83	0.44
2:E:253:LEU:O	2:E:306:SER:HA	2.18	0.44
2:F:83:ILE:HD12	2:F:83:ILE:N	2.30	0.44
1:K:96:ILE:HD12	1:K:96:ILE:N	2.30	0.44
2:N:251:VAL:HG12	2:N:252:LEU:N	2.33	0.44
2:N:287:THR:O	2:N:291:LEU:HG	2.17	0.44
1:S:460:LEU:H	1:S:460:LEU:HD12	1.83	0.44
1:T:181:ALA:O	1:T:185:ILE:HD12	2.16	0.44
1:T:351:GLN:O	1:T:372:SER:HA	2.18	0.44
1:T:358:LEU:HB2	1:T:366:ALA:HB1	1.98	0.44
1:T:458:ILE:HD12	1:T:458:ILE:N	2.26	0.44
3:Y:96:ARG:O	3:Y:99:LEU:HB3	2.18	0.44
3:Y:244:ALA:O	3:Y:248:ILE:HG13	2.17	0.44
1:A:161:ILE:HD13	1:A:326:LEU:HD21	2.00	0.44
1:A:290:PRO:HA	1:A:291:PRO:HD3	1.86	0.44
1:C:246:TYR:CD2	1:C:247:LEU:HD12	2.52	0.44
3:G:51:PHE:HB2	4:H:76:THR:HG21	2.00	0.44
1:K:148:VAL:HG23	1:K:163:ARG:HG2	2.00	0.44
2:M:37:LEU:HD23	2:M:78:ASP:HA	1.99	0.44
2:O:221:GLN:OE1	2:O:221:GLN:HA	2.18	0.44
3:P:167:ASN:O	3:P:224:GLN:HB3	2.18	0.44
1:U:211:LYS:HG3	1:U:214:THR:H	1.83	0.44
2:V:256:ASP:HA	2:V:257:ASN:HA	1.51	0.44
2:D:252:LEU:HD22	2:D:254:PHE:CE1	2.53	0.44
1:K:167:GLU:O	1:K:327:PRO:HD2	2.17	0.44

Continued on next page...

Continued from previous page...

Atom-1	Atom-2	Interatomic distance (Å)	Clash overlap (Å)
1:K:176:GLY:O	1:K:180:VAL:HG23	2.17	0.44
1:K:375:ARG:NH2	2:O:162:GLY:HA2	2.32	0.44
1:L:97:VAL:HG11	1:L:247:LEU:CD2	2.47	0.44
2:M:137:GLY:HA2	2:M:432:VAL:O	2.17	0.44
2:M:446:GLU:OE1	2:M:448:LYS:HE3	2.18	0.44
2:N:204:THR:OG1	2:N:420:VAL:HB	2.17	0.44
2:N:237:LEU:HD21	2:N:295:ARG:HB2	1.98	0.44
2:O:154:GLY:HA2	2:O:308:GLN:O	2.17	0.44
2:O:391:LEU:HD22	3:P:83:LEU:CD2	2.47	0.44
3:P:88:HIS:CD2	3:P:113:LYS:HB2	2.52	0.44
1:S:280:TYR:CD2	1:S:303:LEU:HD22	2.53	0.44
1:T:32:ARG:HA	1:T:88:GLU:O	2.18	0.44
1:U:354:LEU:HA	1:U:366:ALA:O	2.17	0.44
2:W:279:VAL:O	2:W:279:VAL:HG12	2.18	0.44
1:A:150:THR:HG21	1:A:155:VAL:HG11	2.00	0.44
1:C:388:VAL:HG11	1:C:444:VAL:HG13	2.00	0.44
2:D:255:ILE:HG21	2:D:258:ILE:HD13	1.99	0.44
2:D:454:GLU:CG	2:D:455:HIS:H	2.27	0.44
4:H:119:GLU:HG3	4:H:120:ALA:N	2.32	0.44
5:I:21:ILE:O	5:I:21:ILE:HG22	2.17	0.44
1:K:106:LEU:HD11	1:K:259:PHE:HZ	1.83	0.44
3:P:2:THR:O	3:P:3:LEU:C	2.56	0.44
1:T:110:VAL:HG12	1:T:116:PRO:HA	2.00	0.44
1:A:55:VAL:HG21	1:A:75:ILE:HG12	2.00	0.44
2:F:174:ILE:HD12	2:F:174:ILE:N	2.33	0.44
1:J:69:GLU:HB3	1:J:70:PRO:HD2	2.00	0.44
1:J:107:GLY:HA2	1:J:228:MET:O	2.18	0.44
1:K:316:GLU:HA	1:K:320:SER:OG	2.17	0.44
2:M:265:GLY:O	2:M:269:SER:HB2	2.17	0.44
2:M:359:ASP:O	2:M:363:VAL:HG22	2.18	0.44
1:S:243:PRO:HG3	1:S:283:LEU:HD21	2.00	0.44
1:S:338:ALA:HB3	1:S:341:PRO:HG2	1.99	0.44
1:S:442:GLU:O	1:S:445:PRO:HD2	2.18	0.44
1:U:163:ARG:HA	1:U:324:THR:HG1	1.81	0.44
2:V:266:SER:HA	2:V:282:GLN:HB3	1.99	0.44
2:X:209:LEU:HD12	2:X:210:GLU:N	2.32	0.44
2:D:413:PHE:CD1	2:D:457:PHE:HB3	2.53	0.44
2:E:152:LYS:HZ3	2:E:293:GLN:HB3	1.83	0.44
1:J:59:SER:OG	1:J:61:VAL:HG12	2.18	0.44
1:J:383:LYS:HD3	1:J:490:GLU:OE2	2.18	0.44
1:L:46:LEU:HD13	1:L:49:ILE:HD12	1.98	0.44

Continued on next page...

Continued from previous page...

Atom-1	Atom-2	Interatomic distance (Å)	Clash overlap (Å)
1:L:103:PRO:HD3	1:L:258:TRP:CZ2	2.52	0.44
2:N:26:GLU:O	2:N:27:GLN:C	2.56	0.44
2:N:253:LEU:HB3	2:N:306:SER:OG	2.17	0.44
2:O:33:ILE:HG22	2:O:34:LEU:HG	1.99	0.44
2:O:167:ILE:O	2:O:171:ILE:HG13	2.17	0.44
1:S:109:VAL:HB	1:S:118:ASP:HB3	2.00	0.44
1:T:201:LEU:HD12	1:T:265:HIS:O	2.18	0.44
2:V:412:ARG:HG2	2:V:454:GLU:HG3	2.00	0.44
2:W:206:VAL:HA	2:W:214:LYS:HE3	2.00	0.44
3:Y:99:LEU:HD22	3:Y:122:HIS:CE1	2.53	0.44
1:C:50:GLN:HB2	1:C:53:GLU:HB2	2.00	0.43
2:E:221:GLN:HB3	2:E:223:ASN:OD1	2.18	0.43
1:J:253:ALA:O	1:J:257:GLU:HB2	2.18	0.43
1:J:343:ASN:O	1:J:347:ILE:HG13	2.18	0.43
1:J:353:PHE:HE2	1:J:355:GLU:HG2	1.82	0.43
1:K:243:PRO:HG3	1:K:283:LEU:HD21	2.00	0.43
2:O:173:ASN:HB2	2:O:174:ILE:HD12	2.00	0.43
1:S:185:ILE:HG23	1:S:203:CYS:SG	2.58	0.43
1:S:186:LEU:O	1:S:189:LYS:HE2	2.18	0.43
1:S:457:GLY:C	1:S:458:ILE:HD12	2.39	0.43
1:U:68:LEU:HD22	2:V:72:ARG:HH21	1.83	0.43
1:U:293:ARG:HD2	1:U:339:TYR:HB2	2.00	0.43
2:V:143:LEU:HG	2:V:371:ALA:HB2	2.00	0.43
2:W:296:ILE:HD13	2:W:306:SER:OG	2.17	0.43
3:Y:264:THR:O	3:Y:268:VAL:HG23	2.18	0.43
1:A:471:LEU:O	1:A:475:LYS:HG3	2.17	0.43
2:D:117:ILE:HA	2:D:238:THR:OG1	2.18	0.43
2:D:321:ALA:HB3	2:D:322:PRO:CD	2.40	0.43
2:E:167:ILE:O	2:E:171:ILE:HG13	2.17	0.43
2:F:138:ILE:HD12	2:F:138:ILE:N	2.32	0.43
4:H:55:GLY:H	4:H:70:ILE:HG22	1.82	0.43
3:P:258:THR:O	3:P:262:VAL:HG23	2.18	0.43
1:S:345:ILE:HG23	1:S:351:GLN:CD	2.39	0.43
2:V:77:LEU:HD23	2:V:77:LEU:H	1.83	0.43
2:W:204:THR:HG23	2:W:206:VAL:H	1.83	0.43
1:A:402:VAL:O	1:A:402:VAL:HG12	2.18	0.43
1:B:273:LEU:HD13	1:B:304:HIS:HD2	1.84	0.43
1:C:207:ALA:HA	1:C:271:ASP:O	2.18	0.43
1:C:253:ALA:O	1:C:257:GLU:HG3	2.18	0.43
2:D:454:GLU:CG	2:D:455:HIS:N	2.75	0.43
2:F:33:ILE:HD12	2:F:33:ILE:N	2.28	0.43

Continued on next page...

Continued from previous page...

Atom-1	Atom-2	Interatomic distance (Å)	Clash overlap (Å)
2:F:38:GLU:HG2	2:F:47:VAL:HG12	2.00	0.43
2:F:159:ALA:HB2	2:F:311:TYR:HE1	1.83	0.43
1:J:55:VAL:HG21	1:J:75:ILE:HG12	2.01	0.43
1:K:150:THR:HG22	1:K:184:THR:HG23	2.01	0.43
1:L:342:THR:HG21	2:M:314:ALA:H	1.83	0.43
2:M:377:THR:HG23	2:M:403:THR:HG23	2.00	0.43
2:N:416:GLN:HA	2:N:417:PRO:HD3	1.85	0.43
3:P:135:LYS:HE2	3:P:135:LYS:HB3	1.80	0.43
1:S:146:GLU:O	1:S:163:ARG:HG3	2.18	0.43
1:T:227:ALA:HA	1:T:230:TYR:CE2	2.54	0.43
2:X:183:VAL:O	2:X:253:LEU:HD12	2.18	0.43
2:X:184:PHE:CD1	2:X:254:PHE:HB2	2.54	0.43
2:X:346:PRO:HB3	2:X:418:PHE:HE2	1.83	0.43
3:Y:138:PRO:HG3	3:Y:223:ALA:HA	2.00	0.43
1:B:148:VAL:HG23	1:B:163:ARG:HG2	2.00	0.43
1:C:151:GLY:HA2	1:C:438:LEU:O	2.19	0.43
2:D:221:GLN:OE1	2:D:221:GLN:HA	2.18	0.43
2:E:54:LEU:HD21	2:E:60:ARG:HE	1.83	0.43
1:J:167:GLU:OE1	1:J:350:GLY:HA3	2.17	0.43
1:J:192:ASN:HA	1:J:200:LYS:HG2	2.01	0.43
1:J:273:LEU:HB3	1:J:304:HIS:NE2	2.33	0.43
1:L:375:ARG:HH22	2:M:162:GLY:N	2.16	0.43
2:M:181:PHE:HE2	2:M:249:GLN:HG3	1.84	0.43
1:T:170:ILE:HD11	1:T:331:THR:CG2	2.48	0.43
2:W:17:ILE:HD12	2:W:17:ILE:N	2.34	0.43
2:X:155:LEU:HD23	2:X:155:LEU:H	1.84	0.43
3:Y:168:ASP:HA	3:Y:169:PRO:HD3	1.84	0.43
1:A:436:SER:N	1:A:437:PRO:HD3	2.34	0.43
1:B:271:ASP:HA	1:B:272:ASP:HA	1.56	0.43
1:B:290:PRO:HA	1:B:291:PRO:HD3	1.80	0.43
1:B:302:TYR:HA	1:B:305:SER:OG	2.18	0.43
2:E:433:ARG:HB3	2:E:433:ARG:NH1	2.34	0.43
3:G:180:LYS:HA	3:G:181:PRO:HD3	1.81	0.43
4:H:16:LEU:HD11	4:H:90:ALA:HB3	2.01	0.43
1:K:268:ILE:HD13	1:K:269:VAL:N	2.34	0.43
2:O:86:PRO:HG3	2:O:114:ARG:HH21	1.83	0.43
1:S:455:LEU:HD21	1:S:466:PHE:CZ	2.54	0.43
1:T:394:LEU:O	1:T:398:GLN:HG2	2.19	0.43
1:U:373:VAL:HG12	1:U:393:LYS:HZ3	1.83	0.43
3:Y:153:VAL:HG13	3:Y:154:MET:HG3	2.01	0.43
1:B:32:ARG:NH1	1:B:89:LEU:HA	2.33	0.43

Continued on next page...

Continued from previous page...

Atom-1	Atom-2	Interatomic distance (Å)	Clash overlap (Å)
1:B:109:VAL:O	1:B:117:ILE:HG12	2.18	0.43
2:D:258:ILE:O	2:D:261:PHE:HB3	2.19	0.43
3:G:77:ILE:CD1	3:G:110:ILE:HD12	2.49	0.43
2:M:77:LEU:HD23	2:M:77:LEU:H	1.83	0.43
2:N:423:VAL:HG23	2:N:424:PHE:CD1	2.53	0.43
3:P:78:THR:OG1	3:P:114:ILE:HB	2.18	0.43
3:P:182:ILE:HD11	3:P:217:GLN:CB	2.49	0.43
1:U:157:ALA:O	1:U:158:LEU:HD23	2.18	0.43
1:U:234:VAL:HG11	1:U:252:ALA:HB2	2.00	0.43
2:V:207:ILE:HD11	2:V:215:VAL:HG12	2.00	0.43
1:B:200:LYS:O	1:B:265:HIS:HB2	2.18	0.43
1:C:458:ILE:HD12	1:C:458:ILE:N	2.34	0.43
2:E:132:GLU:CD	2:E:149:ARG:HD3	2.39	0.43
3:G:150:LEU:HD22	3:G:218:MET:HE3	2.00	0.43
3:G:159:TYR:HA	3:G:160:PRO:HD3	1.79	0.43
2:N:133:ILE:N	2:N:133:ILE:HD12	2.34	0.43
2:N:174:ILE:HG12	2:N:252:LEU:HD11	2.00	0.43
2:O:427:ILE:N	2:O:427:ILE:HD12	2.33	0.43
3:P:168:ASP:HB3	3:P:176:GLU:HB3	2.01	0.43
1:S:243:PRO:HA	1:S:283:LEU:HD11	2.00	0.43
1:A:139:LEU:N	1:A:140:PRO:CD	2.82	0.43
1:A:281:ARG:HD2	1:A:295:ALA:HB3	2.01	0.43
1:B:268:ILE:O	1:B:325:ALA:HA	2.19	0.43
2:D:52:GLN:NE2	2:D:60:ARG:HD2	2.34	0.43
2:F:452:ILE:HD12	2:F:452:ILE:N	2.34	0.43
3:G:193:SER:OG	3:G:196:LYS:HD2	2.18	0.43
1:K:452:ASN:HB2	1:K:454:HIS:CE1	2.53	0.43
3:P:128:LEU:HD12	3:P:129:SER:H	1.84	0.43
1:S:294:GLU:O	1:S:295:ALA:CB	2.67	0.43
1:T:185:ILE:HG23	1:T:203:CYS:SG	2.59	0.43
1:T:273:LEU:HD23	1:T:273:LEU:HA	1.87	0.43
1:T:460:LEU:HD12	1:T:463:ILE:CD1	2.48	0.43
2:V:427:ILE:HD12	2:V:427:ILE:N	2.34	0.43
2:W:37:LEU:O	2:W:47:VAL:HA	2.19	0.43
2:X:101:GLU:HA	2:X:102:PRO:HD3	1.92	0.43
1:A:162:GLY:O	1:A:165:GLN:HB3	2.18	0.43
1:B:46:LEU:HB3	1:B:49:ILE:HB	1.99	0.43
1:C:282:GLN:NE2	2:F:284:THR:HG22	2.34	0.43
1:C:354:LEU:HA	1:C:366:ALA:O	2.18	0.43
2:D:94:ARG:NH2	2:D:109:ILE:HG12	2.34	0.43
2:F:252:LEU:HD22	2:F:254:PHE:CE2	2.54	0.43

Continued on next page...

Continued from previous page...

Atom-1	Atom-2	Interatomic distance (Å)	Clash overlap (Å)
2:F:411:GLN:HA	2:F:414:LEU:HD12	2.00	0.43
4:H:14:PHE:H	4:H:22:TYR:HB2	1.84	0.43
1:K:138:ILE:HD12	1:K:138:ILE:N	2.34	0.43
1:K:156:ASP:O	1:K:385:LEU:HD13	2.18	0.43
2:M:372:SER:O	2:M:376:GLU:HG3	2.18	0.43
2:N:30:LEU:HB3	2:N:53:HIS:HE1	1.84	0.43
1:S:107:GLY:HA2	1:S:228:MET:O	2.18	0.43
1:T:153:LYS:HE3	1:T:432:GLN:HB2	2.00	0.43
2:V:34:LEU:HD22	2:V:118:HIS:CE1	2.53	0.43
2:D:413:PHE:HA	2:D:457:PHE:O	2.19	0.43
2:E:384:LEU:HD22	2:E:387:ILE:HD11	2.00	0.43
1:J:241:ALA:HB1	1:J:243:PRO:HD2	2.01	0.43
1:J:364:ARG:HA	1:J:365:PRO:C	2.40	0.43
1:L:458:ILE:N	1:L:458:ILE:HD12	2.33	0.43
2:M:101:GLU:HA	2:M:102:PRO:HD3	1.90	0.43
2:M:417:PRO:HD3	2:M:459:MET:HG3	2.01	0.43
2:N:251:VAL:HG12	2:N:252:LEU:H	1.84	0.43
1:T:146:GLU:HA	1:T:147:PRO:HD3	1.71	0.43
1:U:176:GLY:O	1:U:180:VAL:HG23	2.19	0.43
2:V:252:LEU:HD22	2:V:254:PHE:CE1	2.54	0.43
2:X:98:VAL:HG23	2:X:232:VAL:HA	2.00	0.43
3:Y:113:LYS:O	3:Y:113:LYS:HD3	2.18	0.43
3:Y:266:GLU:O	3:Y:270:ILE:HG12	2.19	0.43
1:A:273:LEU:HB3	1:A:304:HIS:CE1	2.54	0.42
2:D:182:SER:O	2:D:215:VAL:HG23	2.18	0.42
2:D:439:ALA:HA	2:D:442:LYS:CD	2.48	0.42
1:J:352:ILE:HA	1:J:372:SER:HB2	2.00	0.42
2:N:222:MET:C	2:N:224:GLU:H	2.22	0.42
2:O:174:ILE:HD12	2:O:174:ILE:N	2.34	0.42
3:P:42:LYS:O	3:P:46:GLU:HG3	2.18	0.42
3:P:173:LEU:HD23	3:P:234:ARG:HH22	1.84	0.42
1:T:428:GLN:HG2	1:T:431:LYS:NZ	2.34	0.42
2:V:95:ILE:HD12	2:V:104:ASP:HB3	2.00	0.42
2:W:152:LYS:N	2:W:152:LYS:HD2	2.34	0.42
2:W:169:GLU:HG2	2:W:418:PHE:CD1	2.54	0.42
2:W:281:TYR:CE2	2:W:321:ALA:HB2	2.54	0.42
1:A:108:ARG:NH1	1:A:123:ILE:HG12	2.34	0.42
1:B:104:GLY:HA3	1:B:124:ASP:HB3	2.01	0.42
1:C:274:SER:O	1:C:278:VAL:HG23	2.18	0.42
2:F:188:GLY:O	2:F:260:ARG:HG3	2.19	0.42
3:G:139:THR:HG23	3:G:142:GLU:H	1.84	0.42

Continued on next page...

Continued from previous page...

Atom-1	Atom-2	Interatomic distance (Å)	Clash overlap (Å)
4:H:65:SER:C	4:H:66:LYS:HD2	2.39	0.42
2:M:142:ASP:HB3	2:M:434:LEU:HD13	2.00	0.42
2:N:143:LEU:O	2:N:367:HIS:HE1	2.02	0.42
1:T:97:VAL:HG23	1:T:97:VAL:O	2.19	0.42
2:V:145:ALA:HB1	2:V:355:SER:HB2	2.01	0.42
2:W:118:HIS:HE1	2:W:231:ARG:NH1	2.17	0.42
1:B:168:LEU:HD12	1:B:327:PRO:O	2.18	0.42
2:E:387:ILE:HB	2:E:391:LEU:HD12	2.01	0.42
1:K:99:VAL:HG11	1:K:251:THR:HB	2.00	0.42
1:L:425:ARG:HD3	1:L:455:LEU:O	2.20	0.42
2:N:103:ILE:HD13	2:N:103:ILE:N	2.34	0.42
2:N:296:ILE:HD13	2:N:306:SER:OG	2.19	0.42
1:T:285:LEU:HD21	1:T:291:PRO:HG3	2.00	0.42
1:U:50:GLN:HG2	2:V:71:VAL:HG22	1.99	0.42
2:X:38:GLU:HG2	2:X:47:VAL:HG12	2.01	0.42
2:X:182:SER:O	2:X:215:VAL:HA	2.19	0.42
1:C:46:LEU:O	1:C:49:ILE:HG22	2.20	0.42
3:G:22:THR:O	3:G:26:VAL:HG23	2.19	0.42
4:H:88:ILE:HD12	4:H:88:ILE:N	2.34	0.42
1:K:99:VAL:HA	1:K:100:PRO:HD3	1.92	0.42
3:P:180:LYS:HA	3:P:181:PRO:HD3	1.78	0.42
1:S:65:ALA:HB2	1:S:75:ILE:HG12	2.00	0.42
1:S:429:LEU:HD23	1:S:429:LEU:O	2.20	0.42
1:T:444:VAL:N	1:T:445:PRO:CD	2.82	0.42
1:U:249:PRO:HB3	1:U:270:TYR:CD2	2.54	0.42
2:V:7:THR:HA	2:V:8:PRO:HD3	1.72	0.42
2:V:196:ASP:O	2:V:200:GLU:HG2	2.19	0.42
2:V:339:ILE:HD13	2:V:411:GLN:NE2	2.34	0.42
1:C:500:LYS:HD3	1:C:500:LYS:C	2.40	0.42
2:E:30:LEU:HA	2:E:31:PRO:HD3	1.84	0.42
1:J:267:LEU:HD12	1:J:324:THR:HB	2.00	0.42
1:K:452:ASN:HB2	1:K:454:HIS:HE1	1.85	0.42
1:L:138:ILE:HD12	1:L:138:ILE:N	2.34	0.42
2:N:17:ILE:HD13	2:N:17:ILE:N	2.34	0.42
2:N:427:ILE:HA	2:N:428:PRO:HD2	1.87	0.42
2:O:275:ILE:HA	2:O:276:PRO:HD2	1.85	0.42
1:S:78:PHE:HD1	1:S:244:LEU:HG	1.84	0.42
1:T:458:ILE:H	1:T:458:ILE:CD1	2.27	0.42
1:U:353:PHE:H	1:U:372:SER:HB3	1.84	0.42
2:W:38:GLU:C	2:W:39:ILE:HD12	2.40	0.42
2:X:263:GLN:O	2:X:267:GLU:HG3	2.20	0.42

Continued on next page...

Continued from previous page...

Atom-1	Atom-2	Interatomic distance (Å)	Clash overlap (Å)
3:Y:147:ALA:HA	3:Y:150:LEU:HD12	2.01	0.42
1:C:110:VAL:O	1:C:234:VAL:HA	2.20	0.42
2:E:98:VAL:HB	2:E:232:VAL:HG13	2.01	0.42
3:G:23:MET:HB2	3:G:237:MET:SD	2.59	0.42
1:K:308:LEU:HD22	1:K:327:PRO:HG3	2.01	0.42
1:L:290:PRO:HB2	2:M:270:ALA:HB1	2.01	0.42
2:M:30:LEU:HA	2:M:31:PRO:HD3	1.74	0.42
2:N:122:PRO:HB2	2:N:127:GLN:NE2	2.34	0.42
1:S:212:ARG:CG	1:S:237:THR:HG21	2.49	0.42
1:T:504:GLU:O	1:T:507:VAL:HG23	2.19	0.42
1:U:341:PRO:O	1:U:345:ILE:HG13	2.20	0.42
2:V:33:ILE:HD12	2:V:33:ILE:H	1.83	0.42
2:X:201:MET:HB3	2:X:207:ILE:HG13	2.01	0.42
2:X:357:LEU:HD22	2:X:357:LEU:N	2.34	0.42
2:D:344:ILE:H	2:D:344:ILE:HD12	1.85	0.42
2:D:374:VAL:O	2:D:378:LEU:HG	2.20	0.42
2:E:301:LYS:HE3	2:N:300:LYS:O	2.19	0.42
1:J:55:VAL:N	1:J:63:GLY:O	2.50	0.42
1:J:363:ILE:HD12	1:J:363:ILE:N	2.34	0.42
1:L:56:GLU:OE2	1:L:62:LYS:HE3	2.20	0.42
2:O:370:VAL:O	2:O:374:VAL:HG23	2.20	0.42
1:S:103:PRO:HG3	1:S:258:TRP:CH2	2.55	0.42
1:T:389:ALA:HB2	1:T:447:ILE:HG21	2.02	0.42
1:T:422:ARG:O	1:T:426:LEU:HB2	2.20	0.42
1:U:185:ILE:HD12	1:U:203:CYS:HB3	2.02	0.42
2:V:134:LEU:HD21	2:V:174:ILE:HD12	2.01	0.42
2:W:95:ILE:HD11	2:W:198:TYR:CD1	2.54	0.42
2:E:32:ALA:O	2:E:35:ASN:HB2	2.20	0.42
2:E:40:LYS:HG3	1:T:508:ALA:HB3	2.00	0.42
2:E:422:GLU:C	2:E:424:PHE:H	2.23	0.42
2:F:47:VAL:HG23	2:F:64:MET:HB2	2.02	0.42
2:F:120:ASP:HA	2:F:121:PRO:HD2	1.87	0.42
3:G:51:PHE:CE1	4:H:49:VAL:HG21	2.55	0.42
3:G:77:ILE:O	3:G:78:THR:HG23	2.19	0.42
3:G:258:THR:O	3:G:262:VAL:HG23	2.20	0.42
1:K:309:GLU:OE1	2:O:223:ASN:HB3	2.19	0.42
1:L:103:PRO:C	1:L:105:LEU:H	2.23	0.42
2:M:96:ILE:HD12	2:M:96:ILE:O	2.20	0.42
2:N:242:TYR:CZ	2:N:246:GLU:HG2	2.55	0.42
2:N:434:LEU:O	2:N:438:VAL:HG23	2.20	0.42
1:S:296:TYR:CD2	1:S:340:ILE:HD11	2.55	0.42

Continued on next page...

Continued from previous page...

Atom-1	Atom-2	Interatomic distance (Å)	Clash overlap (Å)
1:T:358:LEU:HD21	1:T:400:ARG:HH21	1.85	0.42
1:T:473:TYR:O	1:T:477:ASN:HB2	2.19	0.42
1:U:408:PHE:CD1	2:V:390:ILE:HG13	2.54	0.42
2:V:39:ILE:HD12	2:V:46:LEU:O	2.19	0.42
1:C:166:ARG:O	1:C:348:THR:HB	2.20	0.42
2:E:349:ASP:HA	2:E:350:PRO:HD3	1.84	0.42
2:F:12:LYS:HZ3	2:F:73:GLY:HA2	1.84	0.42
1:K:67:ASN:N	1:K:67:ASN:ND2	2.68	0.42
1:K:139:LEU:HB3	1:K:140:PRO:HD3	2.01	0.42
1:K:423:GLY:HA2	1:K:426:LEU:HB3	2.02	0.42
2:N:121:PRO:HG3	2:N:295:ARG:HG3	2.02	0.42
2:N:391:LEU:HD13	2:N:395:GLU:HG3	2.01	0.42
1:T:363:ILE:HG22	1:T:366:ALA:HA	2.02	0.42
2:V:200:GLU:HA	2:V:200:GLU:OE1	2.19	0.42
2:X:416:GLN:HA	2:X:417:PRO:HD3	1.91	0.42
1:A:363:ILE:HD12	1:A:363:ILE:H	1.84	0.42
1:B:170:ILE:O	1:B:353:PHE:HA	2.19	0.42
2:D:251:VAL:HG12	2:D:252:LEU:N	2.35	0.42
2:D:391:LEU:HD13	2:D:395:GLU:CD	2.40	0.42
2:E:169:GLU:HG2	2:E:418:PHE:CD1	2.55	0.42
3:G:156:ALA:HA	3:G:159:TYR:CD1	2.55	0.42
1:J:505:SER:O	1:J:509:THR:HG22	2.20	0.42
1:L:146:GLU:HA	1:L:147:PRO:HD3	1.73	0.42
2:M:279:VAL:O	2:M:279:VAL:HG12	2.20	0.42
2:M:384:LEU:HA	2:M:387:ILE:HD12	2.01	0.42
3:P:32:SER:HA	3:P:35:GLU:HB2	2.02	0.42
3:P:54:ASN:O	3:P:193:SER:HB3	2.20	0.42
1:T:481:LEU:HD22	1:T:495:LEU:HD11	2.02	0.42
1:U:46:LEU:HD13	1:U:49:ILE:HD12	2.01	0.42
1:U:459:GLU:HG2	1:U:461:SER:H	1.85	0.42
2:W:218:VAL:HG21	2:W:236:GLY:HA2	2.01	0.42
2:W:221:GLN:HB2	2:W:223:ASN:OD1	2.20	0.42
3:Y:99:LEU:HD22	3:Y:122:HIS:NE2	2.35	0.42
1:A:105:LEU:HD22	1:A:255:ILE:HD12	2.01	0.41
1:A:387:GLN:OE1	1:A:491:LEU:HB2	2.20	0.41
1:A:413:ASP:O	1:A:417:LYS:HD2	2.20	0.41
1:C:163:ARG:HB3	1:C:322:SER:OG	2.20	0.41
2:E:37:LEU:HB2	2:E:48:LEU:HB2	2.02	0.41
1:K:239:SER:HB2	2:N:294:GLU:HG3	2.02	0.41
2:N:410:ILE:HG23	2:N:441:PHE:CE2	2.45	0.41
2:O:153:ILE:HD12	2:O:153:ILE:N	2.35	0.41

Continued on next page...

Continued from previous page...

Atom-1	Atom-2	Interatomic distance (Å)	Clash overlap (Å)
1:U:441:GLU:CD	1:U:441:GLU:H	2.22	0.41
2:V:257:ASN:HD21	2:V:311:TYR:HB2	1.85	0.41
2:W:37:LEU:HD12	2:W:61:THR:HG21	2.02	0.41
2:W:153:ILE:HD12	2:W:153:ILE:N	2.35	0.41
2:X:195:ASN:O	2:X:199:ARG:HG3	2.20	0.41
1:C:105:LEU:CD1	1:C:255:ILE:HD12	2.50	0.41
2:D:117:ILE:H	2:D:117:ILE:CD1	2.32	0.41
2:E:298:THR:HG23	2:E:303:SER:HB3	2.01	0.41
3:G:79:SER:CB	3:G:134:GLY:HA3	2.50	0.41
1:K:173:ARG:O	1:K:174:GLN:HB2	2.21	0.41
1:L:209:GLY:O	1:L:238:ALA:HB2	2.20	0.41
1:S:166:ARG:HD3	1:S:308:LEU:O	2.20	0.41
1:S:358:LEU:HD11	1:S:400:ARG:HH22	1.85	0.41
2:X:99:ILE:HG13	2:X:101:GLU:HG2	2.01	0.41
1:A:271:ASP:HA	1:A:272:ASP:HA	1.73	0.41
1:B:85:LYS:H	1:B:88:GLU:CD	2.23	0.41
2:D:63:ALA:O	2:D:227:GLY:HA3	2.21	0.41
2:E:357:LEU:HD23	2:E:357:LEU:HA	1.90	0.41
1:S:62:LYS:HB2	1:S:62:LYS:NZ	2.35	0.41
1:U:53:GLU:OE2	1:U:92:ARG:HB3	2.20	0.41
1:U:363:ILE:N	1:U:363:ILE:HD12	2.35	0.41
2:D:321:ALA:CB	2:D:322:PRO:HD3	2.41	0.41
3:G:24:LYS:HD2	3:G:238:ASP:HA	2.02	0.41
1:K:110:VAL:HG12	1:K:116:PRO:HA	2.02	0.41
1:K:470:PHE:O	1:K:474:LEU:HG	2.20	0.41
2:M:345:TYR:HB2	2:M:459:MET:CE	2.50	0.41
2:N:370:VAL:O	2:N:374:VAL:HG23	2.20	0.41
2:O:416:GLN:HA	2:O:417:PRO:HD3	1.94	0.41
4:Q:32:LEU:HA	4:Q:33:PRO:HD3	1.68	0.41
1:S:161:ILE:HD12	1:S:161:ILE:N	2.36	0.41
1:T:425:ARG:HH12	1:T:460:LEU:N	2.18	0.41
1:U:150:THR:HA	1:U:184:THR:HG23	2.02	0.41
1:U:249:PRO:HG2	1:U:276:GLN:NE2	2.35	0.41
2:V:168:GLN:HE21	2:V:197:LEU:HD12	1.85	0.41
2:W:120:ASP:HA	2:W:121:PRO:HD3	1.93	0.41
1:A:68:LEU:O	2:E:15:ALA:HA	2.19	0.41
2:D:224:GLU:O	2:D:229:ARG:HD3	2.21	0.41
2:F:5:GLN:C	2:F:7:THR:H	2.23	0.41
2:F:207:ILE:HD11	2:F:215:VAL:HG13	2.03	0.41
1:L:192:ASN:O	1:L:200:LYS:HE2	2.19	0.41
1:L:285:LEU:CD2	1:L:291:PRO:HG3	2.51	0.41

Continued on next page...

Continued from previous page...

Atom-1	Atom-2	Interatomic distance (Å)	Clash overlap (Å)
2:O:401:LYS:O	2:O:405:GLU:HG3	2.20	0.41
3:P:79:SER:HB3	3:P:229:GLU:OE2	2.20	0.41
1:S:139:LEU:CD2	2:W:105:GLU:HB2	2.51	0.41
2:X:134:LEU:HD13	2:X:149:ARG:HG2	2.01	0.41
2:X:406:ARG:O	2:X:410:ILE:HG13	2.20	0.41
1:B:268:ILE:HG23	1:B:325:ALA:HA	2.03	0.41
1:C:301:PHE:CZ	1:C:347:ILE:HD11	2.56	0.41
1:C:500:LYS:HD3	1:C:500:LYS:O	2.21	0.41
2:E:47:VAL:HB	2:E:64:MET:HB2	2.01	0.41
2:E:397:SER:O	2:E:401:LYS:HG2	2.20	0.41
2:F:12:LYS:HA	2:F:74:GLU:O	2.19	0.41
1:J:112:ALA:O	1:J:251:THR:HG21	2.21	0.41
1:K:282:GLN:NE2	2:N:284:THR:HG22	2.36	0.41
2:M:339:ILE:HG22	2:M:344:ILE:HB	2.01	0.41
2:M:392:GLY:O	2:M:395:GLU:HB3	2.21	0.41
2:O:171:ILE:O	2:O:175:ALA:HB3	2.20	0.41
3:P:247:MET:O	3:P:251:TYR:HB2	2.21	0.41
2:V:255:ILE:N	2:V:255:ILE:HD12	2.36	0.41
2:X:37:LEU:HD12	2:X:61:THR:HG21	2.02	0.41
1:A:407:GLN:HG3	2:D:395:GLU:O	2.20	0.41
2:D:83:ILE:HG23	2:D:83:ILE:O	2.21	0.41
2:D:381:TYR:O	2:D:385:GLN:HB3	2.20	0.41
4:H:45:HIS:HD2	4:H:77:VAL:HG21	1.85	0.41
1:J:115:ASN:HA	1:J:116:PRO:HD3	1.91	0.41
2:N:20:ILE:HD12	2:N:20:ILE:N	2.36	0.41
3:P:48:GLU:O	3:P:52:TYR:HD2	2.04	0.41
1:S:296:TYR:N	1:S:296:TYR:HD1	2.19	0.41
1:S:338:ALA:HB3	1:S:341:PRO:HD2	2.02	0.41
1:S:352:ILE:HA	1:S:372:SER:CB	2.51	0.41
1:S:352:ILE:HA	1:S:372:SER:HB3	2.03	0.41
1:T:340:ILE:HB	1:T:341:PRO:HD3	2.02	0.41
2:V:13:VAL:HG13	2:V:21:VAL:HG13	2.03	0.41
2:X:170:LEU:HD13	2:X:307:VAL:HG11	2.02	0.41
1:B:413:ASP:N	1:B:417:LYS:HD3	2.33	0.41
1:C:153:LYS:HB3	1:C:430:LEU:HD23	2.03	0.41
1:C:246:TYR:HD2	1:C:247:LEU:HD12	1.86	0.41
1:J:211:LYS:NZ	1:J:213:SER:HB2	2.36	0.41
2:M:201:MET:HB2	2:M:201:MET:HE3	1.99	0.41
2:N:294:GLU:OE1	2:N:294:GLU:HA	2.21	0.41
2:O:16:VAL:HG22	2:O:21:VAL:HG22	2.02	0.41
2:O:41:THR:OG1	2:O:42:PRO:HD2	2.21	0.41

Continued on next page...

Continued from previous page...

Atom-1	Atom-2	Interatomic distance (Å)	Clash overlap (Å)
1:S:233:ILE:N	1:S:233:ILE:HD12	2.36	0.41
1:T:27:LEU:HD23	1:T:27:LEU:O	2.20	0.41
1:U:103:PRO:HG3	1:U:258:TRP:HH2	1.85	0.41
2:W:172:ASN:ND2	2:W:419:ALA:HB3	2.35	0.41
2:X:237:LEU:CD1	2:X:296:ILE:HG12	2.51	0.41
2:X:247:GLU:HG3	2:X:249:GLN:HG2	2.02	0.41
1:A:444:VAL:N	1:A:445:PRO:CD	2.83	0.41
1:B:68:LEU:O	2:F:15:ALA:HA	2.20	0.41
1:B:444:VAL:N	1:B:445:PRO:CD	2.83	0.41
1:C:267:LEU:O	1:C:267:LEU:HD23	2.20	0.41
1:C:413:ASP:O	1:C:417:LYS:HB2	2.21	0.41
2:D:52:GLN:CG	2:D:60:ARG:HB3	2.50	0.41
2:D:89:ARG:NH1	2:D:181:PHE:HZ	2.18	0.41
2:E:296:ILE:HD13	2:E:306:SER:OG	2.21	0.41
2:F:7:THR:HA	2:F:8:PRO:HD2	1.80	0.41
2:F:91:THR:HB	2:F:96:ILE:HD11	2.03	0.41
2:F:180:GLY:HA3	2:F:250:ASP:O	2.21	0.41
2:F:387:ILE:HD12	2:F:387:ILE:N	2.34	0.41
1:J:65:ALA:HB2	1:J:75:ILE:HG13	2.03	0.41
1:J:162:GLY:O	1:J:165:GLN:HB3	2.21	0.41
1:J:177:LYS:HB2	1:J:177:LYS:NZ	2.36	0.41
1:J:242:ALA:N	1:J:243:PRO:CD	2.84	0.41
1:J:271:ASP:HA	1:J:272:ASP:HA	1.78	0.41
1:K:68:LEU:N	1:K:68:LEU:HD12	2.36	0.41
1:K:220:GLN:HB2	2:N:129:THR:HB	2.01	0.41
1:K:233:ILE:N	1:K:233:ILE:HD12	2.35	0.41
1:K:260:ARG:HG2	1:K:314:LEU:HD12	2.03	0.41
1:K:273:LEU:HD23	1:K:273:LEU:HA	1.94	0.41
1:L:251:THR:O	1:L:255:ILE:HG12	2.20	0.41
2:N:334:VAL:HG21	2:N:352:ASP:HB3	2.02	0.41
2:O:33:ILE:HD12	2:O:33:ILE:N	2.34	0.41
2:O:34:LEU:HD22	2:O:118:HIS:CD2	2.56	0.41
2:O:133:ILE:HD11	2:O:362:VAL:HG12	2.03	0.41
2:O:388:ILE:HG12	2:O:396:LEU:HD11	2.02	0.41
1:S:118:ASP:OD1	1:S:118:ASP:N	2.54	0.41
1:S:170:ILE:O	1:S:353:PHE:HA	2.20	0.41
1:S:212:ARG:HG2	1:S:237:THR:HG21	2.03	0.41
1:S:369:VAL:HG11	1:S:396:LEU:HB2	2.03	0.41
1:T:67:ASN:H	1:T:67:ASN:ND2	2.19	0.41
1:U:158:LEU:HD21	1:U:392:LEU:HB3	2.03	0.41
1:U:343:ASN:O	1:U:347:ILE:HG12	2.21	0.41

Continued on next page...

Continued from previous page...

Atom-1	Atom-2	Interatomic distance (Å)	Clash overlap (Å)
1:U:470:PHE:CE2	1:U:474:LEU:HD11	2.56	0.41
2:V:381:TYR:O	2:V:385:GLN:HB2	2.20	0.41
2:W:281:TYR:CZ	2:W:321:ALA:HB2	2.55	0.41
2:W:346:PRO:HB2	2:W:348:VAL:HG23	2.02	0.41
2:X:30:LEU:HD21	2:X:57:ASN:CA	2.51	0.41
2:X:52:GLN:HE21	2:X:54:LEU:HD21	1.86	0.41
3:Y:147:ALA:O	3:Y:150:LEU:HB2	2.21	0.41
1:B:274:SER:O	1:B:278:VAL:HG23	2.20	0.41
1:C:290:PRO:HA	1:C:291:PRO:HD3	1.75	0.41
2:D:158:GLY:O	2:D:161:VAL:HG22	2.21	0.41
2:D:319:ASP:HB3	2:D:322:PRO:HD2	2.03	0.41
2:D:433:ARG:HB3	2:D:434:LEU:H	1.77	0.41
2:E:152:LYS:C	2:E:153:ILE:HD12	2.41	0.41
2:F:221:GLN:OE1	2:F:221:GLN:HA	2.20	0.41
2:F:354:LYS:HE3	2:F:354:LYS:HB3	1.95	0.41
2:M:229:ARG:HA	2:M:232:VAL:HG12	2.03	0.41
2:N:400:ASP:O	2:N:404:VAL:HG23	2.20	0.41
3:P:147:ALA:HB2	3:P:218:MET:CE	2.51	0.41
1:S:453:GLY:HA2	1:S:456:ASP:OD1	2.22	0.41
1:T:184:THR:O	1:T:188:GLN:HG2	2.21	0.41
1:U:203:CYS:HA	1:U:267:LEU:O	2.21	0.41
1:U:290:PRO:HA	1:U:291:PRO:HD3	1.87	0.41
2:V:419:ALA:O	2:V:422:GLU:HB2	2.21	0.41
2:W:65:ASP:CA	2:W:225:PRO:HG3	2.51	0.41
1:A:452:ASN:HB3	1:A:454:HIS:CE1	2.56	0.40
1:B:444:VAL:HG23	1:B:445:PRO:CD	2.48	0.40
2:F:97:ASN:HD21	2:F:101:GLU:N	2.19	0.40
2:F:330:ASP:HB3	2:F:356:ARG:HD3	2.02	0.40
1:K:427:THR:O	1:K:431:LYS:HG3	2.21	0.40
1:L:204:VAL:O	1:L:268:ILE:HG12	2.21	0.40
2:M:275:ILE:HA	2:M:276:PRO:HD2	1.91	0.40
1:S:232:ILE:HD12	1:S:232:ILE:N	2.36	0.40
1:T:274:SER:OG	1:T:329:ILE:HG23	2.21	0.40
2:V:337:ARG:O	2:V:341:GLU:HG3	2.20	0.40
2:X:156:PHE:CD1	2:X:310:VAL:HB	2.56	0.40
1:C:206:VAL:HG11	1:C:249:PRO:HA	2.03	0.40
2:D:37:LEU:HD12	2:D:61:THR:HG21	2.03	0.40
2:D:39:ILE:HD11	2:D:76:VAL:HG22	2.03	0.40
2:D:138:ILE:HG22	2:D:140:VAL:HG12	2.04	0.40
2:D:451:ASN:O	2:D:453:PRO:HD3	2.21	0.40
2:E:83:ILE:HD12	2:E:83:ILE:N	2.36	0.40

Continued on next page...

Continued from previous page...

Atom-1	Atom-2	Interatomic distance (Å)	Clash overlap (Å)
2:E:254:PHE:CD1	2:E:307:VAL:HB	2.56	0.40
2:F:30:LEU:N	2:F:30:LEU:HD12	2.36	0.40
2:F:138:ILE:HA	2:F:416:GLN:OE1	2.20	0.40
3:G:111:GLY:O	3:G:114:ILE:HG22	2.21	0.40
3:G:130:ILE:N	3:G:130:ILE:HD12	2.36	0.40
4:H:124:ALA:O	4:H:127:VAL:HG22	2.21	0.40
1:J:57:PHE:HD1	1:J:61:VAL:O	2.03	0.40
2:M:336:SER:O	2:M:347:ALA:HB1	2.20	0.40
2:M:452:ILE:HA	2:M:453:PRO:HD3	1.89	0.40
2:N:10:THR:HG23	2:N:75:LYS:HG3	2.04	0.40
2:O:20:ILE:HD11	2:O:272:LEU:HG	2.03	0.40
1:T:46:LEU:HD11	1:T:90:VAL:CG1	2.51	0.40
1:T:52:GLU:O	1:T:96:ILE:HG23	2.21	0.40
2:V:45:LYS:HE2	2:V:101:GLU:OE2	2.21	0.40
3:Y:249:ASN:O	3:Y:253:ILE:HG12	2.21	0.40
1:B:51:ALA:O	1:B:52:GLU:HB2	2.22	0.40
1:C:438:LEU:HD11	1:C:467:GLU:OE2	2.22	0.40
3:G:2:THR:HB	3:G:5:GLU:CB	2.51	0.40
2:N:263:GLN:O	2:N:267:GLU:HG3	2.21	0.40
2:N:389:ALA:C	2:N:390:ILE:HD12	2.42	0.40
2:O:29:GLU:C	2:O:30:LEU:HD12	2.41	0.40
2:O:30:LEU:HA	2:O:31:PRO:HD3	1.90	0.40
3:P:179:GLU:HG2	3:P:180:LYS:N	2.35	0.40
1:T:68:LEU:HD12	1:T:68:LEU:N	2.37	0.40
1:U:99:VAL:HG11	1:U:251:THR:HB	2.03	0.40
1:U:460:LEU:HD12	1:U:463:ILE:HD11	2.03	0.40
2:V:289:MET:HG2	2:V:324:THR:HG22	2.03	0.40
2:V:378:LEU:CD2	2:V:411:GLN:HB2	2.50	0.40
2:W:74:GLU:O	2:W:76:VAL:HG23	2.21	0.40
2:W:84:SER:HA	2:W:116:PRO:HA	2.03	0.40
1:A:77:LEU:HD13	1:A:81:ASP:HA	2.04	0.40
1:B:146:GLU:HA	1:B:147:PRO:HD3	1.76	0.40
1:B:289:ARG:HA	1:B:290:PRO:HD3	1.95	0.40
1:B:417:LYS:O	1:B:420:LEU:HB3	2.21	0.40
1:C:101:VAL:HG12	1:C:255:ILE:HD13	2.03	0.40
2:E:35:ASN:O	2:E:50:VAL:HG23	2.21	0.40
2:F:408:ARG:O	2:F:412:ARG:HG3	2.21	0.40
3:G:144:ALA:HB1	5:I:11:ALA:HB1	2.03	0.40
1:K:36:VAL:HG11	1:K:84:VAL:O	2.21	0.40
2:M:408:ARG:O	2:M:412:ARG:HB2	2.22	0.40
2:N:156:PHE:HZ	2:N:326:PHE:CZ	2.39	0.40

Continued on next page...

Continued from previous page...

Atom-1	Atom-2	Interatomic distance (Å)	Clash overlap (Å)
2:N:242:TYR:CE2	2:N:246:GLU:HG2	2.56	0.40
2:N:279:VAL:HG12	2:N:279:VAL:O	2.21	0.40
2:O:52:GLN:HE21	2:O:60:ARG:HD2	1.87	0.40
3:P:185:ALA:HA	3:P:188:ILE:HD12	2.03	0.40
3:P:214:LEU:C	3:P:214:LEU:HD23	2.42	0.40
1:S:496:LEU:HD23	1:S:496:LEU:O	2.21	0.40
1:U:243:PRO:O	1:U:247:LEU:HD13	2.22	0.40
2:V:97:ASN:HB3	2:V:103:ILE:HD13	2.02	0.40
2:X:86:PRO:HG3	2:X:114:ARG:NE	2.35	0.40
2:E:408:ARG:HH11	2:E:412:ARG:HH21	1.69	0.40
2:F:34:LEU:HD22	2:F:118:HIS:CD2	2.57	0.40
2:F:97:ASN:C	2:F:97:ASN:ND2	2.74	0.40
5:I:46:GLN:HB2	5:I:56:PRO:HG2	2.04	0.40
1:J:455:LEU:HD21	1:J:466:PHE:CE2	2.57	0.40
1:K:103:PRO:C	1:K:105:LEU:H	2.24	0.40
1:L:40:ILE:HG22	1:L:41:ALA:N	2.37	0.40
1:L:345:ILE:HG23	1:L:351:GLN:HG2	2.03	0.40
2:M:155:LEU:HB3	2:M:309:ALA:HA	2.04	0.40
2:M:285:LEU:C	2:M:285:LEU:HD23	2.41	0.40
2:N:62:ILE:H	2:N:62:ILE:HG13	1.77	0.40
2:N:310:VAL:HG11	2:N:326:PHE:CE1	2.50	0.40
3:P:209:LEU:C	3:P:209:LEU:HD23	2.42	0.40
1:S:353:PHE:H	1:S:372:SER:HB3	1.85	0.40
1:T:37:GLY:O	1:T:38:ASP:HB2	2.21	0.40
1:T:68:LEU:HB3	2:X:72:ARG:HD3	2.04	0.40
2:V:167:ILE:HG13	2:V:168:GLN:N	2.36	0.40
2:W:25:PHE:HB2	2:W:30:LEU:CD2	2.47	0.40
2:X:200:GLU:O	2:X:204:THR:HG23	2.22	0.40
3:Y:132:GLY:H	3:Y:133:ILE:HD13	1.86	0.40

There are no symmetry-related clashes.

5.3 Torsion angles [i](#)

5.3.1 Protein backbone [i](#)

In the following table, the Percentiles column shows the percent Ramachandran outliers of the chain as a percentile score with respect to all X-ray entries followed by that with respect to entries of similar resolution.

The Analysed column shows the number of residues for which the backbone conformation was analysed, and the total number of residues.

Mol	Chain	Analysed	Favoured	Allowed	Outliers	Percentiles	
1	A	480/510 (94%)	437 (91%)	40 (8%)	3 (1%)	25	64
1	B	475/510 (93%)	430 (90%)	41 (9%)	4 (1%)	19	59
1	C	482/510 (94%)	449 (93%)	32 (7%)	1 (0%)	47	80
1	J	477/510 (94%)	447 (94%)	27 (6%)	3 (1%)	25	64
1	K	480/510 (94%)	442 (92%)	35 (7%)	3 (1%)	25	64
1	L	482/510 (94%)	453 (94%)	29 (6%)	0	100	100
1	S	477/510 (94%)	440 (92%)	32 (7%)	5 (1%)	15	55
1	T	461/510 (90%)	414 (90%)	43 (9%)	4 (1%)	17	57
1	U	469/510 (92%)	427 (91%)	41 (9%)	1 (0%)	47	80
2	D	460/484 (95%)	417 (91%)	40 (9%)	3 (1%)	22	62
2	E	466/484 (96%)	422 (91%)	41 (9%)	3 (1%)	25	64
2	F	469/484 (97%)	436 (93%)	32 (7%)	1 (0%)	47	80
2	M	467/484 (96%)	430 (92%)	35 (8%)	2 (0%)	34	71
2	N	462/484 (96%)	429 (93%)	30 (6%)	3 (1%)	25	64
2	O	467/484 (96%)	434 (93%)	32 (7%)	1 (0%)	47	80
2	V	439/484 (91%)	381 (87%)	55 (12%)	3 (1%)	22	62
2	W	464/484 (96%)	414 (89%)	43 (9%)	7 (2%)	10	47
2	X	467/484 (96%)	435 (93%)	31 (7%)	1 (0%)	47	80
3	G	264/278 (95%)	244 (92%)	19 (7%)	1 (0%)	34	71
3	P	221/278 (80%)	200 (90%)	17 (8%)	4 (2%)	8	43
3	Y	169/278 (61%)	153 (90%)	14 (8%)	2 (1%)	13	51
4	H	108/138 (78%)	92 (85%)	16 (15%)	0	100	100
4	Q	56/138 (41%)	40 (71%)	12 (21%)	4 (7%)	1	14
4	Z	9/138 (6%)	5 (56%)	4 (44%)	0	100	100
5	1	21/61 (34%)	14 (67%)	6 (29%)	1 (5%)	2	22
5	I	38/61 (62%)	34 (90%)	3 (8%)	1 (3%)	5	35
5	R	21/61 (34%)	15 (71%)	5 (24%)	1 (5%)	2	22
All	All	9351/10377 (90%)	8534 (91%)	755 (8%)	62 (1%)	22	62

All (62) Ramachandran outliers are listed below:

Mol	Chain	Res	Type
1	A	413	ASP

Continued on next page...

Continued from previous page...

Mol	Chain	Res	Type
2	D	456	ALA
3	P	192	PRO
4	Q	17	PRO
4	Q	39	ILE
2	X	279	VAL
2	E	279	VAL
1	K	97	VAL
2	N	277	SER
2	O	68	GLU
3	P	3	LEU
3	P	275	SER
1	A	319	GLY
1	B	237	THR
1	B	461	SER
2	E	393	MET
3	G	202	ASP
1	J	414	ALA
2	M	277	SER
2	N	223	ASN
3	P	152	SER
4	Q	16	LEU
1	S	319	GLY
1	T	377	GLY
1	U	97	VAL
2	W	277	SER
5	1	11	ALA
2	D	462	GLY
2	F	68	GLU
1	K	319	GLY
4	Q	43	ALA
5	R	32	ALA
1	S	145	HIS
1	S	413	ASP
1	T	461	SER
2	W	18	GLY
2	W	149	ARG
2	W	391	LEU
1	A	97	VAL
5	I	21	ILE
1	J	319	GLY
2	M	461	GLY
1	S	377	GLY

Continued on next page...

Continued from previous page...

Mol	Chain	Res	Type
2	V	433	ARG
1	T	362	GLY
2	V	453	PRO
2	W	221	GLN
3	Y	153	VAL
1	B	377	GLY
1	C	97	VAL
2	D	102	PRO
2	N	461	GLY
2	E	423	VAL
1	J	97	VAL
1	K	70	PRO
1	S	336	VAL
1	T	116	PRO
2	W	44	GLY
2	W	279	VAL
1	B	363	ILE
2	V	83	ILE
3	Y	132	GLY

5.3.2 Protein sidechains [i](#)

In the following table, the Percentiles column shows the percent sidechain outliers of the chain as a percentile score with respect to all X-ray entries followed by that with respect to entries of similar resolution.

The Analysed column shows the number of residues for which the sidechain conformation was analysed, and the total number of residues.

Mol	Chain	Analysed	Rotameric	Outliers	Percentiles	
1	A	390/412 (95%)	386 (99%)	4 (1%)	76	89
1	B	386/412 (94%)	381 (99%)	5 (1%)	69	87
1	C	390/412 (95%)	387 (99%)	3 (1%)	81	92
1	J	388/412 (94%)	383 (99%)	5 (1%)	69	87
1	K	384/412 (93%)	376 (98%)	8 (2%)	53	79
1	L	390/412 (95%)	384 (98%)	6 (2%)	65	85
1	S	388/412 (94%)	384 (99%)	4 (1%)	76	89
1	T	382/412 (93%)	375 (98%)	7 (2%)	59	81
1	U	382/412 (93%)	376 (98%)	6 (2%)	62	83

Continued on next page...

Continued from previous page...

Mol	Chain	Analysed	Rotameric	Outliers	Percentiles	
2	D	377/390 (97%)	368 (98%)	9 (2%)	49	76
2	E	378/390 (97%)	374 (99%)	4 (1%)	73	88
2	F	381/390 (98%)	374 (98%)	7 (2%)	59	81
2	M	378/390 (97%)	372 (98%)	6 (2%)	62	83
2	N	377/390 (97%)	368 (98%)	9 (2%)	49	76
2	O	378/390 (97%)	374 (99%)	4 (1%)	73	88
2	V	370/390 (95%)	359 (97%)	11 (3%)	41	72
2	W	378/390 (97%)	372 (98%)	6 (2%)	62	83
2	X	379/390 (97%)	375 (99%)	4 (1%)	73	88
3	G	228/236 (97%)	225 (99%)	3 (1%)	69	87
3	P	188/236 (80%)	179 (95%)	9 (5%)	25	60
3	Y	157/236 (66%)	153 (98%)	4 (2%)	47	75
4	H	92/112 (82%)	87 (95%)	5 (5%)	22	57
4	Q	1/112 (1%)	1 (100%)	0	100	100
5	I	29/48 (60%)	29 (100%)	0	100	100
All	All	7571/8198 (92%)	7442 (98%)	129 (2%)	60	83

All (129) residues with a non-rotameric sidechain are listed below:

Mol	Chain	Res	Type
1	A	81	ASP
1	A	88	GLU
1	A	142	ARG
1	A	493	LYS
1	B	81	ASP
1	B	246	TYR
1	B	376	VAL
1	B	418	GLN
1	B	428	GLN
1	C	172	ASP
1	C	349	ASP
1	C	387	GLN
2	D	7	THR
2	D	77	LEU
2	D	96	ILE
2	D	117	ILE
2	D	133	ILE

Continued on next page...

Continued from previous page...

Mol	Chain	Res	Type
2	D	252	LEU
2	D	354	LYS
2	D	459	MET
2	D	465	ASP
2	E	117	ILE
2	E	152	LYS
2	E	394	ASP
2	E	406	ARG
2	F	17	ILE
2	F	41	THR
2	F	97	ASN
2	F	117	ILE
2	F	209	LEU
2	F	258	ILE
2	F	399	GLN
3	G	78	THR
3	G	136	ASP
3	G	246	ASP
4	H	14	PHE
4	H	39	ILE
4	H	64	ASN
4	H	96	PHE
4	H	105	LEU
1	J	88	GLU
1	J	124	ASP
1	J	142	ARG
1	J	429	LEU
1	J	495	LEU
1	K	67	ASN
1	K	132	GLN
1	K	246	TYR
1	K	268	ILE
1	K	349	ASP
1	K	376	VAL
1	K	418	GLN
1	K	428	GLN
1	L	81	ASP
1	L	123	ILE
1	L	268	ILE
1	L	351	GLN
1	L	387	GLN
1	L	456	ASP

Continued on next page...

Continued from previous page...

Mol	Chain	Res	Type
2	M	77	LEU
2	M	117	ILE
2	M	200	GLU
2	M	252	LEU
2	M	258	ILE
2	M	459	MET
2	N	17	ILE
2	N	27	GLN
2	N	103	ILE
2	N	117	ILE
2	N	152	LYS
2	N	325	THR
2	N	387	ILE
2	N	406	ARG
2	N	463	ILE
2	O	47	VAL
2	O	117	ILE
2	O	252	LEU
2	O	293	GLN
3	P	2	THR
3	P	78	THR
3	P	80	ASP
3	P	87	ILE
3	P	131	ASN
3	P	136	ASP
3	P	159	TYR
3	P	213	THR
3	P	237	MET
1	S	142	ARG
1	S	413	ASP
1	S	444	VAL
1	S	493	LYS
1	T	123	ILE
1	T	268	ILE
1	T	340	ILE
1	T	349	ASP
1	T	418	GLN
1	T	428	GLN
1	T	478	HIS
1	U	124	ASP
1	U	159	VAL
1	U	172	ASP

Continued on next page...

Continued from previous page...

Mol	Chain	Res	Type
1	U	329	ILE
1	U	387	GLN
1	U	456	ASP
2	V	39	ILE
2	V	77	LEU
2	V	117	ILE
2	V	155	LEU
2	V	252	LEU
2	V	404	VAL
2	V	412	ARG
2	V	452	ILE
2	V	459	MET
2	V	463	ILE
2	V	465	ASP
2	W	152	LYS
2	W	196	ASP
2	W	258	ILE
2	W	387	ILE
2	W	394	ASP
2	W	406	ARG
2	X	41	THR
2	X	252	LEU
2	X	258	ILE
2	X	293	GLN
3	Y	39	ILE
3	Y	117	GLN
3	Y	124	ASN
3	Y	133	ILE

Sometimes sidechains can be flipped to improve hydrogen bonding and reduce clashes. All (86) such sidechains are listed below:

Mol	Chain	Res	Type
1	A	381	GLN
1	A	454	HIS
1	B	210	GLN
1	B	304	HIS
1	B	428	GLN
1	B	454	HIS
1	B	478	HIS
1	C	48	ASN
1	C	192	ASN
1	C	225	HIS

Continued on next page...

Continued from previous page...

Mol	Chain	Res	Type
2	D	52	GLN
2	D	118	HIS
2	D	328	HIS
2	D	367	HIS
2	D	375	GLN
2	E	27	GLN
2	E	168	GLN
2	E	263	GLN
2	F	52	GLN
2	F	97	ASN
2	F	168	GLN
2	F	365	GLN
2	F	399	GLN
3	G	15	ASN
3	G	122	HIS
3	G	131	ASN
3	G	216	ASN
3	G	260	GLN
4	H	31	ASN
4	H	45	HIS
4	H	51	GLN
4	H	64	ASN
4	H	103	ASN
4	H	111	ASN
4	H	126	GLN
5	I	15	ASN
5	I	46	GLN
1	K	67	ASN
1	K	210	GLN
1	K	217	GLN
1	K	454	HIS
1	K	478	HIS
1	L	28	ASN
1	L	225	HIS
1	L	304	HIS
1	L	368	ASN
2	M	118	HIS
2	N	24	HIS
2	N	27	GLN
2	N	53	HIS
2	N	263	GLN
2	N	385	GLN

Continued on next page...

Continued from previous page...

Mol	Chain	Res	Type
2	O	118	HIS
2	O	168	GLN
2	O	365	GLN
3	P	88	HIS
3	P	131	ASN
3	P	216	ASN
1	S	165	GLN
1	S	304	HIS
1	S	452	ASN
1	T	67	ASN
1	T	210	GLN
1	T	304	HIS
1	T	428	GLN
1	T	434	GLN
1	U	174	GLN
1	U	225	HIS
2	V	24	HIS
2	V	168	GLN
2	V	375	GLN
2	V	411	GLN
2	W	118	HIS
2	W	168	GLN
2	W	172	ASN
2	W	263	GLN
2	X	52	GLN
2	X	178	HIS
2	X	208	ASN
2	X	365	GLN
3	Y	124	ASN
3	Y	131	ASN
3	Y	216	ASN
3	Y	217	GLN
3	Y	224	GLN
3	Y	243	ASN

5.3.3 RNA [i](#)

There are no RNA molecules in this entry.

5.4 Non-standard residues in protein, DNA, RNA chains [i](#)

There are no non-standard protein/DNA/RNA residues in this entry.

5.5 Carbohydrates [i](#)

There are no monosaccharides in this entry.

5.6 Ligand geometry [i](#)

15 ligands are modelled in this entry.

In the following table, the Counts columns list the number of bonds (or angles) for which Mogul statistics could be retrieved, the number of bonds (or angles) that are observed in the model and the number of bonds (or angles) that are defined in the Chemical Component Dictionary. The Link column lists molecule types, if any, to which the group is linked. The Z score for a bond length (or angle) is the number of standard deviations the observed value is removed from the expected value. A bond length (or angle) with $|Z| > 2$ is considered an outlier worth inspection. RMSZ is the root-mean-square of all Z scores of the bond lengths (or angles).

Mol	Type	Chain	Res	Link	Bond lengths			Bond angles		
					Counts	RMSZ	$\# Z > 2$	Counts	RMSZ	$\# Z > 2$
6	PO4	M	609	-	4,4,4	0.93	0	6,6,6	0.46	0
6	PO4	B	602	-	4,4,4	0.93	0	6,6,6	0.41	0
6	PO4	S	612	-	4,4,4	0.93	0	6,6,6	0.46	0
6	PO4	O	611	-	4,4,4	0.94	0	6,6,6	0.39	0
6	PO4	J	606	-	4,4,4	0.94	0	6,6,6	0.44	0
6	PO4	K	607	-	4,4,4	0.99	0	6,6,6	0.42	0
6	PO4	A	601	-	4,4,4	0.92	0	6,6,6	0.41	0
6	PO4	X	615	-	4,4,4	0.93	0	6,6,6	0.47	0
6	PO4	D	604	-	4,4,4	0.86	0	6,6,6	0.46	0
6	PO4	N	610	-	4,4,4	0.92	0	6,6,6	0.42	0
6	PO4	F	605	-	4,4,4	0.99	0	6,6,6	0.42	0
6	PO4	C	603	-	4,4,4	0.95	0	6,6,6	0.45	0
6	PO4	T	613	-	4,4,4	0.91	0	6,6,6	0.43	0
6	PO4	U	614	-	4,4,4	0.96	0	6,6,6	0.46	0
6	PO4	L	608	-	4,4,4	0.99	0	6,6,6	0.43	0

There are no bond length outliers.

There are no bond angle outliers.

There are no chirality outliers.

There are no torsion outliers.

There are no ring outliers.

No monomer is involved in short contacts.

5.7 Other polymers [i](#)

There are no such residues in this entry.

5.8 Polymer linkage issues [i](#)

There are no chain breaks in this entry.

6 Fit of model and data [i](#)

6.1 Protein, DNA and RNA chains [i](#)

In the following table, the column labelled ‘#RSRZ> 2’ contains the number (and percentage) of RSRZ outliers, followed by percent RSRZ outliers for the chain as percentile scores relative to all X-ray entries and entries of similar resolution. The OWAB column contains the minimum, median, 95th percentile and maximum values of the occupancy-weighted average B-factor per residue. The column labelled ‘Q< 0.9’ lists the number of (and percentage) of residues with an average occupancy less than 0.9.

Mol	Chain	Analysed	<RSRZ>	#RSRZ>2	OWAB(Å ²)	Q<0.9
1	A	484/510 (94%)	-0.42	0 100 100	70, 104, 128, 143	0
1	B	479/510 (93%)	-0.27	2 (0%) 92 86	73, 113, 139, 148	0
1	C	484/510 (94%)	-0.39	2 (0%) 92 86	78, 108, 133, 145	0
1	J	481/510 (94%)	-0.34	0 100 100	83, 111, 134, 143	0
1	K	484/510 (94%)	-0.27	5 (1%) 82 69	76, 112, 139, 147	0
1	L	484/510 (94%)	-0.39	0 100 100	70, 94, 126, 144	0
1	S	481/510 (94%)	-0.34	0 100 100	81, 112, 130, 141	0
1	T	473/510 (92%)	-0.19	4 (0%) 86 73	99, 123, 140, 147	0
1	U	477/510 (93%)	-0.09	4 (0%) 86 73	102, 123, 134, 141	0
2	D	466/484 (96%)	-0.20	3 (0%) 89 80	85, 116, 138, 145	0
2	E	468/484 (96%)	-0.29	3 (0%) 89 80	68, 111, 136, 149	0
2	F	471/484 (97%)	-0.39	1 (0%) 95 91	73, 109, 128, 144	0
2	M	469/484 (96%)	-0.36	2 (0%) 92 86	80, 105, 128, 149	0
2	N	466/484 (96%)	-0.29	3 (0%) 89 80	71, 113, 132, 143	0
2	O	469/484 (96%)	-0.43	0 100 100	70, 106, 125, 134	0
2	V	455/484 (94%)	0.25	33 (7%) 15 8	99, 129, 146, 154	0
2	W	466/484 (96%)	-0.32	1 (0%) 95 91	89, 113, 129, 142	0
2	X	469/484 (96%)	-0.30	3 (0%) 89 80	93, 118, 135, 147	0
3	G	268/278 (96%)	-0.24	1 (0%) 92 86	72, 110, 128, 138	0
3	P	235/278 (84%)	0.04	9 (3%) 40 25	65, 127, 143, 150	0
3	Y	187/278 (67%)	-0.03	2 (1%) 80 66	96, 125, 139, 146	0
4	H	116/138 (84%)	-0.06	2 (1%) 70 53	93, 114, 137, 146	0
4	Q	68/138 (49%)	0.60	3 (4%) 34 20	98, 127, 135, 142	0
4	Z	11/138 (7%)	-0.12	0 100 100	129, 134, 140, 142	0

Continued on next page...

Continued from previous page...

Mol	Chain	Analysed	<RSRZ>	#RSRZ>2	OWAB(Å ²)	Q<0.9
5	1	25/61 (40%)	0.27	1 (4%) 38 23	112, 131, 137, 138	0
5	I	46/61 (75%)	-0.33	0 100 100	101, 115, 125, 130	0
5	R	25/61 (40%)	-0.15	0 100 100	118, 131, 139, 144	0
All	All	9507/10377 (91%)	-0.26	84 (0%) 84 71	65, 114, 137, 154	0

All (84) RSRZ outliers are listed below:

Mol	Chain	Res	Type	RSRZ
2	V	440	SER	7.4
2	V	437	THR	5.3
2	V	392	GLY	4.9
2	V	441	PHE	4.6
2	V	469	LYS	3.8
2	M	28	SER	3.7
2	V	438	VAL	3.6
2	V	428	PRO	3.5
2	V	419	ALA	3.5
3	Y	154	MET	3.4
2	V	468	ALA	3.2
2	M	27	GLN	3.2
2	E	391	LEU	3.1
1	K	459	GLU	3.1
2	N	386	ASP	2.9
4	Q	49	VAL	2.9
5	1	40	THR	2.8
3	P	127	LYS	2.8
2	V	141	VAL	2.8
2	E	394	ASP	2.8
2	V	451	ASN	2.8
1	B	477	ASN	2.8
3	P	126	ILE	2.7
2	V	470	ALA	2.7
2	V	443	ALA	2.7
1	U	44	PHE	2.7
2	V	456	ALA	2.6
3	P	1	ALA	2.6
4	H	114	SER	2.6
2	V	386	ASP	2.6
2	E	473	LEU	2.6
2	V	439	ALA	2.6
1	K	195	SER	2.6

Continued on next page...

Continued from previous page...

Mol	Chain	Res	Type	RSRZ
1	T	491	LEU	2.6
3	P	118	LEU	2.6
2	V	379	GLN	2.6
2	V	394	ASP	2.5
1	U	491	LEU	2.5
2	V	442	LYS	2.5
2	V	162	GLY	2.5
2	V	396	LEU	2.5
3	P	121	THR	2.5
2	F	5	GLN	2.4
2	V	8	PRO	2.4
2	N	398	GLU	2.4
2	X	7	THR	2.4
2	X	127	GLN	2.4
2	V	472	LYS	2.3
2	V	473	LEU	2.3
2	D	402	LEU	2.3
2	V	403	THR	2.3
2	V	385	GLN	2.3
1	B	415	SER	2.2
3	P	119	LEU	2.2
1	K	412	LEU	2.2
1	U	26	ASN	2.2
2	V	40	LYS	2.2
3	P	128	LEU	2.2
4	Q	33	PRO	2.2
2	W	44	GLY	2.2
2	V	400	ASP	2.2
1	T	468	SER	2.2
2	N	399	GLN	2.1
1	K	415	SER	2.1
2	D	468	ALA	2.1
3	P	122	HIS	2.1
2	V	436	ASP	2.1
3	G	170	VAL	2.1
3	P	171	SER	2.1
4	Q	15	ALA	2.1
2	D	452	ILE	2.1
3	Y	175	PHE	2.1
1	T	472	SER	2.1
2	V	467	VAL	2.1
1	C	414	ALA	2.1

Continued on next page...

Continued from previous page...

Mol	Chain	Res	Type	RSRZ
2	X	8	PRO	2.1
1	T	316	GLU	2.1
2	V	449	TYR	2.0
2	V	112	LYS	2.0
2	V	301	LYS	2.0
1	C	415	SER	2.0
4	H	108	ALA	2.0
1	U	139	LEU	2.0
1	K	457	GLY	2.0

6.2 Non-standard residues in protein, DNA, RNA chains [\(i\)](#)

There are no non-standard protein/DNA/RNA residues in this entry.

6.3 Carbohydrates [\(i\)](#)

There are no monosaccharides in this entry.

6.4 Ligands [\(i\)](#)

In the following table, the Atoms column lists the number of modelled atoms in the group and the number defined in the chemical component dictionary. The B-factors column lists the minimum, median, 95th percentile and maximum values of B factors of atoms in the group. The column labelled 'Q< 0.9' lists the number of atoms with occupancy less than 0.9.

Mol	Type	Chain	Res	Atoms	RSCC	RSR	B-factors(Å ²)	Q<0.9
6	PO4	D	604	5/5	0.88	0.22	134,136,139,154	0
6	PO4	S	612	5/5	0.88	0.27	106,107,112,116	0
6	PO4	A	601	5/5	0.92	0.26	89,90,97,113	0
6	PO4	U	614	5/5	0.92	0.24	96,96,100,113	0
6	PO4	T	613	5/5	0.93	0.15	101,105,109,116	0
6	PO4	B	602	5/5	0.93	0.18	95,103,112,112	0
6	PO4	J	606	5/5	0.94	0.29	90,91,94,97	0
6	PO4	N	610	5/5	0.94	0.25	89,100,104,116	0
6	PO4	O	611	5/5	0.94	0.25	94,96,102,107	0
6	PO4	L	608	5/5	0.95	0.13	82,82,87,96	0
6	PO4	X	615	5/5	0.95	0.33	107,125,125,126	0
6	PO4	C	603	5/5	0.96	0.21	86,89,99,99	0
6	PO4	F	605	5/5	0.96	0.18	92,93,98,101	0
6	PO4	K	607	5/5	0.97	0.12	85,94,97,101	0

Continued on next page...

Continued from previous page...

Mol	Type	Chain	Res	Atoms	RSCC	RSR	B-factors(\AA^2)	Q<0.9
6	PO4	M	609	5/5	0.97	0.18	92,97,106,108	0

6.5 Other polymers [i](#)

There are no such residues in this entry.