



Full wwPDB X-ray Structure Validation Report ⓘ

Aug 21, 2023 – 11:41 PM EDT

PDB ID : 2Q3S
Title : Ensemble refinement of the protein crystal structure of gene product from Arabidopsis thaliana At5g06450
Authors : Levin, E.J.; Kondrashov, D.A.; Wesenberg, G.E.; Phillips Jr., G.N.; Center for Eukaryotic Structural Genomics (CESG)
Deposited on : 2007-05-30
Resolution : 2.10 Å(reported)

This is a Full wwPDB X-ray Structure Validation Report for a publicly released PDB entry.

We welcome your comments at validation@mail.wwpdb.org

A user guide is available at

<https://www.wwpdb.org/validation/2017/XrayValidationReportHelp>

with specific help available everywhere you see the ⓘ symbol.

The types of validation reports are described at

<http://www.wwpdb.org/validation/2017/FAQs#types>.

The following versions of software and data (see [references ⓘ](#)) were used in the production of this report:

MolProbity : 4.02b-467
Mogul : 1.8.5 (274361), CSD as541be (2020)
Xtriage (Phenix) : 1.13
EDS : 2.35
Percentile statistics : 20191225.v01 (using entries in the PDB archive December 25th 2019)
Refmac : 5.8.0158
CCP4 : 7.0.044 (Gargrove)
Ideal geometry (proteins) : Engh & Huber (2001)
Ideal geometry (DNA, RNA) : Parkinson et al. (1996)
Validation Pipeline (wwPDB-VP) : 2.35

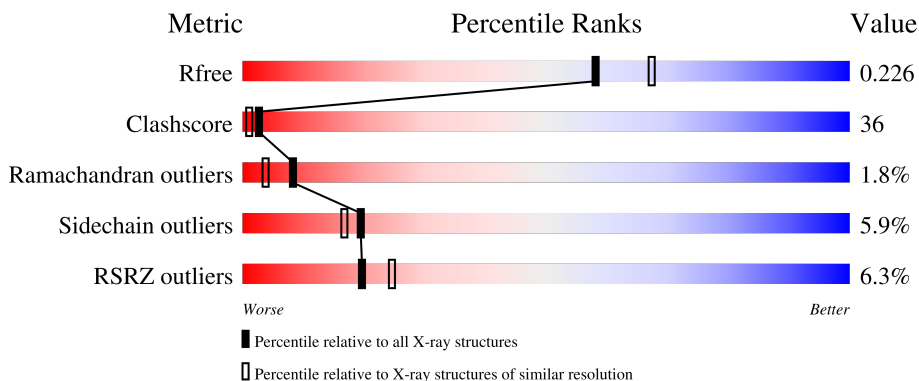
1 Overall quality at a glance

The following experimental techniques were used to determine the structure:

X-RAY DIFFRACTION

The reported resolution of this entry is 2.10 Å.

Percentile scores (ranging between 0-100) for global validation metrics of the entry are shown in the following graphic. The table shows the number of entries on which the scores are based.



Metric	Whole archive (#Entries)	Similar resolution (#Entries, resolution range(Å))
R_{free}	130704	5197 (2.10-2.10)
Clashscore	141614	5710 (2.10-2.10)
Ramachandran outliers	138981	5647 (2.10-2.10)
Sidechain outliers	138945	5648 (2.10-2.10)
RSRZ outliers	127900	5083 (2.10-2.10)

The table below summarises the geometric issues observed across the polymeric chains and their fit to the electron density. The red, orange, yellow and green segments of the lower bar indicate the fraction of residues that contain outliers for ≥ 3 , 2, 1 and 0 types of geometric quality criteria respectively. A grey segment represents the fraction of residues that are not modelled. The numeric value for each fraction is indicated below the corresponding segment, with a dot representing fractions $\leq 5\%$. The upper red bar (where present) indicates the fraction of residues that have poor fit to the electron density. The numeric value is given above the bar.

Mol	Chain	Length	Quality of chain
1	1-A	206	
1	1-B	206	
1	1-C	206	
1	1-D	206	
1	1-E	206	

Continued on next page...

Continued from previous page...

Mol	Chain	Length	Quality of chain
1	1-F	206	
1	2-A	206	
1	2-B	206	
1	2-C	206	
1	2-D	206	
1	2-E	206	
1	2-F	206	
1	3-A	206	
1	3-B	206	
1	3-C	206	
1	3-D	206	
1	3-E	206	
1	3-F	206	
1	4-A	206	
1	4-B	206	
1	4-C	206	
1	4-D	206	
1	4-E	206	
1	4-F	206	
1	5-A	206	
1	5-B	206	
1	5-C	206	
1	5-D	206	
1	5-E	206	
1	5-F	206	

Continued on next page...

Continued from previous page...

Mol	Chain	Length	Quality of chain
1	6-A	206	
1	6-B	206	
1	6-C	206	
1	6-D	206	
1	6-E	206	
1	6-F	206	
1	7-A	206	
1	7-B	206	
1	7-C	206	
1	7-D	206	
1	7-E	206	
1	7-F	206	
1	8-A	206	
1	8-B	206	
1	8-C	206	
1	8-D	206	
1	8-E	206	
1	8-F	206	

2 Entry composition [i](#)

There are 2 unique types of molecules in this entry. The entry contains 81528 atoms, of which 0 are hydrogens and 0 are deuteriums.

In the tables below, the ZeroOcc column contains the number of atoms modelled with zero occupancy, the AltConf column contains the number of residues with at least one atom in alternate conformation and the Trace column contains the number of residues modelled with at most 2 atoms.

- Molecule 1 is a protein called Protein At5g06450.

Mol	Chain	Residues	Atoms						ZeroOcc	AltConf	Trace
			Total	C	N	O	S	Se			
1	1-A	200	1591	1020	266	303	1	1	0	0	0
1	2-A	200	1591	1020	266	303	1	1	0	0	0
1	3-A	200	1591	1020	266	303	1	1	0	0	0
1	4-A	200	1591	1020	266	303	1	1	0	0	0
1	5-A	200	1591	1020	266	303	1	1	0	0	0
1	6-A	200	1591	1020	266	303	1	1	0	0	0
1	7-A	200	1591	1020	266	303	1	1	0	0	0
1	8-A	200	1591	1020	266	303	1	1	0	0	0
1	1-B	200	1591	1020	266	303	1	1	0	0	0
1	2-B	200	1591	1020	266	303	1	1	0	0	0
1	3-B	200	1591	1020	266	303	1	1	0	0	0
1	4-B	200	1591	1020	266	303	1	1	0	0	0
1	5-B	200	1591	1020	266	303	1	1	0	0	0
1	6-B	200	1591	1020	266	303	1	1	0	0	0
1	7-B	200	1591	1020	266	303	1	1	0	0	0
1	8-B	200	1591	1020	266	303	1	1	0	0	0

Continued on next page...

Continued from previous page...

Mol	Chain	Residues	Atoms						ZeroOcc	AltConf	Trace
1	1-C	200	Total	C	N	O	S	Se	0	0	0
			1591	1020	266	303	1	1			
1	2-C	200	Total	C	N	O	S	Se	0	0	0
			1591	1020	266	303	1	1			
1	3-C	200	Total	C	N	O	S	Se	0	0	0
			1591	1020	266	303	1	1			
1	4-C	200	Total	C	N	O	S	Se	0	0	0
			1591	1020	266	303	1	1			
1	5-C	200	Total	C	N	O	S	Se	0	0	0
			1591	1020	266	303	1	1			
1	6-C	200	Total	C	N	O	S	Se	0	0	0
			1591	1020	266	303	1	1			
1	7-C	200	Total	C	N	O	S	Se	0	0	0
			1591	1020	266	303	1	1			
1	8-C	200	Total	C	N	O	S	Se	0	0	0
			1591	1020	266	303	1	1			
1	1-D	200	Total	C	N	O	S	Se	0	0	0
			1591	1020	266	303	1	1			
1	2-D	200	Total	C	N	O	S	Se	0	0	0
			1591	1020	266	303	1	1			
1	3-D	200	Total	C	N	O	S	Se	0	0	0
			1591	1020	266	303	1	1			
1	4-D	200	Total	C	N	O	S	Se	0	0	0
			1591	1020	266	303	1	1			
1	5-D	200	Total	C	N	O	S	Se	0	0	0
			1591	1020	266	303	1	1			
1	6-D	200	Total	C	N	O	S	Se	0	0	0
			1591	1020	266	303	1	1			
1	7-D	200	Total	C	N	O	S	Se	0	0	0
			1591	1020	266	303	1	1			
1	8-D	200	Total	C	N	O	S	Se	0	0	0
			1591	1020	266	303	1	1			
1	1-E	200	Total	C	N	O	S	Se	0	0	0
			1591	1020	266	303	1	1			
1	2-E	200	Total	C	N	O	S	Se	0	0	0
			1591	1020	266	303	1	1			
1	3-E	200	Total	C	N	O	S	Se	0	0	0
			1591	1020	266	303	1	1			
1	4-E	200	Total	C	N	O	S	Se	0	0	0
			1591	1020	266	303	1	1			
1	5-E	200	Total	C	N	O	S	Se	0	0	0
			1591	1020	266	303	1	1			

Continued on next page...

Continued from previous page...

Mol	Chain	Residues	Atoms						ZeroOcc	AltConf	Trace
1	6-E	200	Total	C	N	O	S	Se	0	0	0
			1591	1020	266	303	1	1			
1	7-E	200	Total	C	N	O	S	Se	0	0	0
			1591	1020	266	303	1	1			
1	8-E	200	Total	C	N	O	S	Se	0	0	0
			1591	1020	266	303	1	1			
1	1-F	200	Total	C	N	O	S	Se	0	0	0
			1591	1020	266	303	1	1			
1	2-F	200	Total	C	N	O	S	Se	0	0	0
			1591	1020	266	303	1	1			
1	3-F	200	Total	C	N	O	S	Se	0	0	0
			1591	1020	266	303	1	1			
1	4-F	200	Total	C	N	O	S	Se	0	0	0
			1591	1020	266	303	1	1			
1	5-F	200	Total	C	N	O	S	Se	0	0	0
			1591	1020	266	303	1	1			
1	6-F	200	Total	C	N	O	S	Se	0	0	0
			1591	1020	266	303	1	1			
1	7-F	200	Total	C	N	O	S	Se	0	0	0
			1591	1020	266	303	1	1			
1	8-F	200	Total	C	N	O	S	Se	0	0	0
			1591	1020	266	303	1	1			

There are 12 discrepancies between the modelled and reference sequences:

Chain	Residue	Modelled	Actual	Comment	Reference
A	1	SER	-	expression tag	UNP Q9FNG3
A	11	MSE	MET	modified residue	UNP Q9FNG3
B	1	SER	-	expression tag	UNP Q9FNG3
B	11	MSE	MET	modified residue	UNP Q9FNG3
C	1	SER	-	expression tag	UNP Q9FNG3
C	11	MSE	MET	modified residue	UNP Q9FNG3
D	1	SER	-	expression tag	UNP Q9FNG3
D	11	MSE	MET	modified residue	UNP Q9FNG3
E	1	SER	-	expression tag	UNP Q9FNG3
E	11	MSE	MET	modified residue	UNP Q9FNG3
F	1	SER	-	expression tag	UNP Q9FNG3
F	11	MSE	MET	modified residue	UNP Q9FNG3

- Molecule 2 is water.

Mol	Chain	Residues	Atoms	ZeroOcc	AltConf
2	1-A	121	Total O 121 121	0	0
2	2-A	120	Total O 120 120	0	0
2	3-A	117	Total O 117 117	0	0
2	4-A	118	Total O 118 118	0	0
2	5-A	118	Total O 118 118	0	0
2	6-A	117	Total O 117 117	0	0
2	7-A	120	Total O 120 120	0	0
2	8-A	117	Total O 117 117	0	0
2	1-B	115	Total O 115 115	0	0
2	2-B	118	Total O 118 118	0	0
2	3-B	120	Total O 120 120	0	0
2	4-B	125	Total O 125 125	0	0
2	5-B	118	Total O 118 118	0	0
2	6-B	117	Total O 117 117	0	0
2	7-B	120	Total O 120 120	0	0
2	8-B	123	Total O 123 123	0	0
2	1-C	103	Total O 103 103	0	0
2	2-C	104	Total O 104 104	0	0
2	3-C	103	Total O 103 103	0	0
2	4-C	97	Total O 97 97	0	0
2	5-C	101	Total O 101 101	0	0
2	6-C	98	Total O 98 98	0	0

Continued on next page...

Continued from previous page...

Mol	Chain	Residues	Atoms		ZeroOcc	AltConf
2	7-C	100	Total 100	O 100	0	0
2	8-C	101	Total 101	O 101	0	0
2	1-D	96	Total 96	O 96	0	0
2	2-D	96	Total 96	O 96	0	0
2	3-D	92	Total 92	O 92	0	0
2	4-D	97	Total 97	O 97	0	0
2	5-D	93	Total 93	O 93	0	0
2	6-D	99	Total 99	O 99	0	0
2	7-D	95	Total 95	O 95	0	0
2	8-D	97	Total 97	O 97	0	0
2	1-E	99	Total 99	O 99	0	0
2	2-E	97	Total 97	O 97	0	0
2	3-E	104	Total 104	O 104	0	0
2	4-E	97	Total 97	O 97	0	0
2	5-E	102	Total 102	O 102	0	0
2	6-E	104	Total 104	O 104	0	0
2	7-E	102	Total 102	O 102	0	0
2	8-E	98	Total 98	O 98	0	0
2	1-F	111	Total 111	O 111	0	0
2	2-F	110	Total 110	O 110	0	0
2	3-F	109	Total 109	O 109	0	0

Continued on next page...

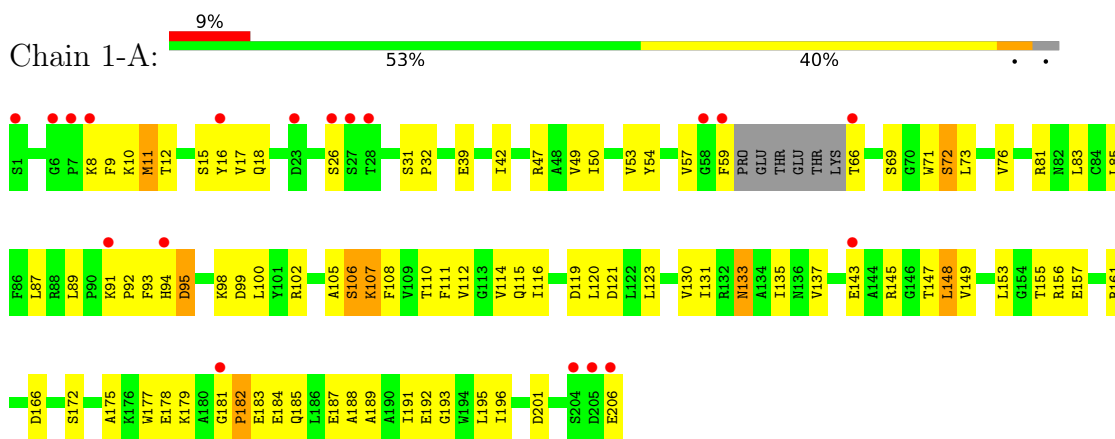
Continued from previous page...

Mol	Chain	Residues	Atoms		ZeroOcc	AltConf
2	4-F	111	Total 111	O 111	0	0
2	5-F	113	Total 113	O 113	0	0
2	6-F	110	Total 110	O 110	0	0
2	7-F	108	Total 108	O 108	0	0
2	8-F	109	Total 109	O 109	0	0

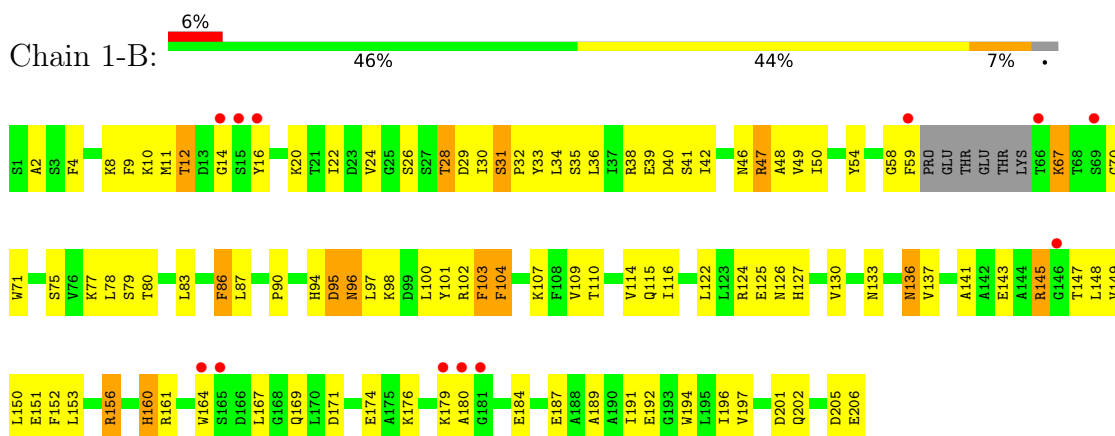
3 Residue-property plots [i](#)

These plots are drawn for all protein, RNA, DNA and oligosaccharide chains in the entry. The first graphic for a chain summarises the proportions of the various outlier classes displayed in the second graphic. The second graphic shows the sequence view annotated by issues in geometry and electron density. Residues are color-coded according to the number of geometric quality criteria for which they contain at least one outlier: green = 0, yellow = 1, orange = 2 and red = 3 or more. A red dot above a residue indicates a poor fit to the electron density ($RSRZ > 2$). Stretches of 2 or more consecutive residues without any outlier are shown as a green connector. Residues present in the sample, but not in the model, are shown in grey.

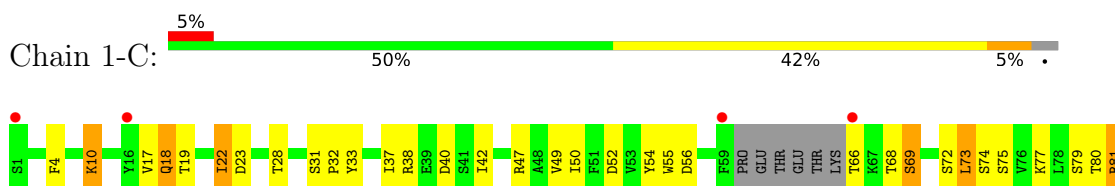
- Molecule 1: Protein At5g06450

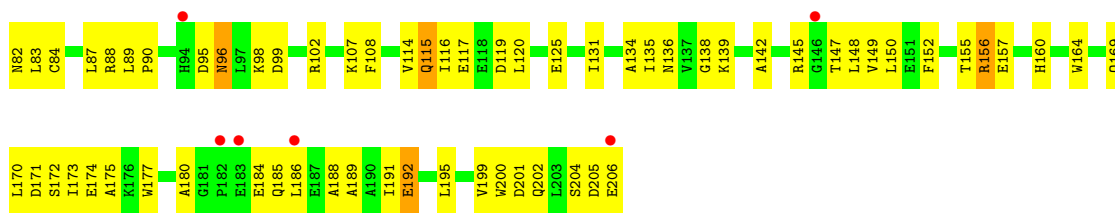


- Molecule 1: Protein At5g06450

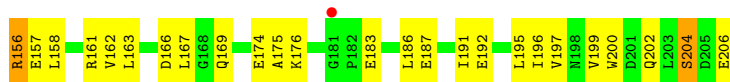


- Molecule 1: Protein At5g06450

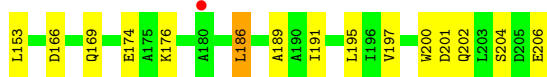
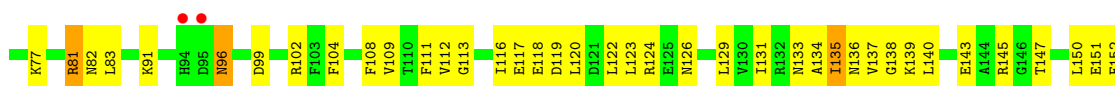




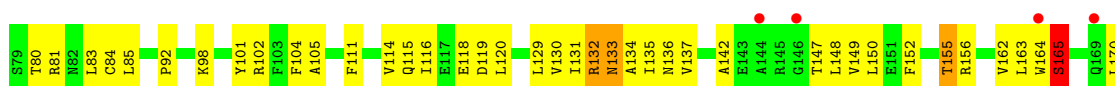
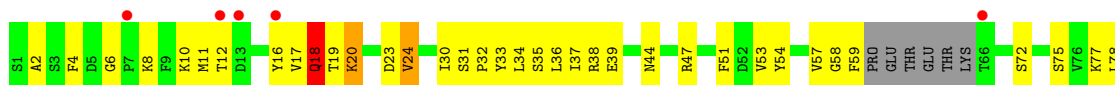
● Molecule 1: Protein At5g06450



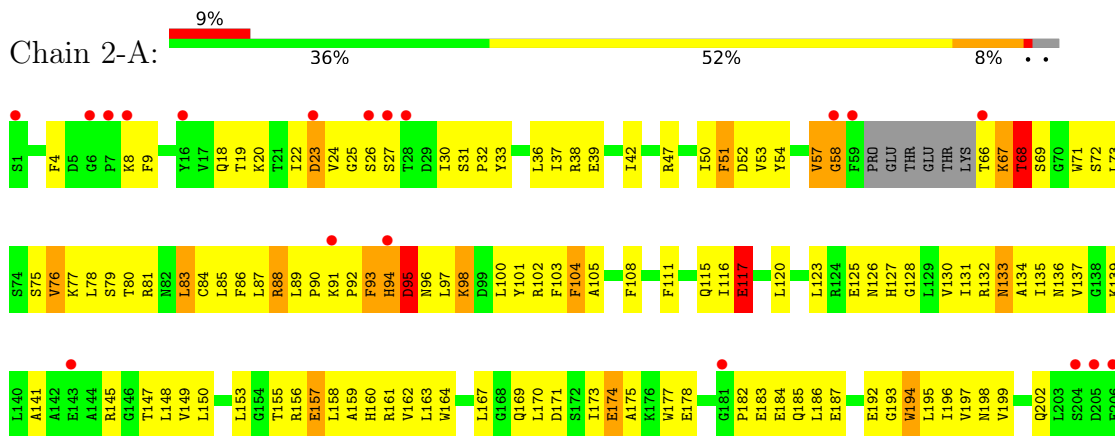
● Molecule 1: Protein At5g06450



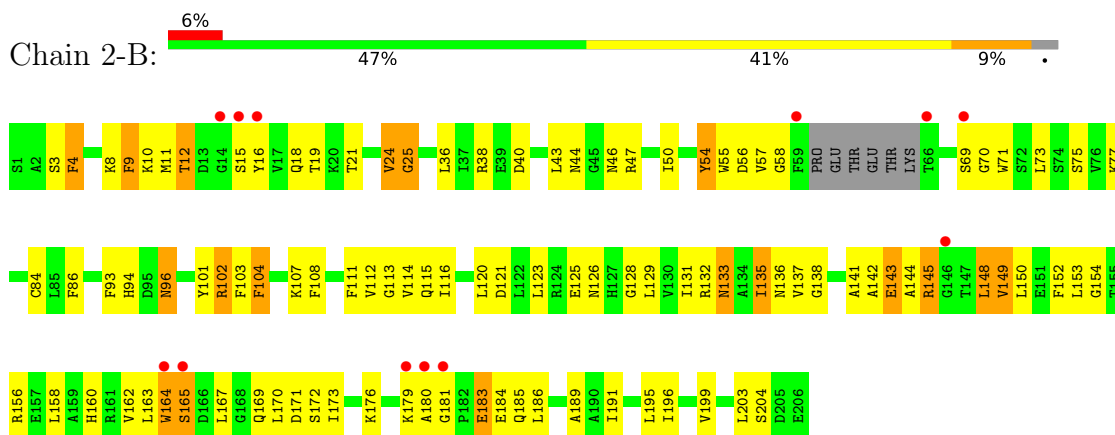
● Molecule 1: Protein At5g06450



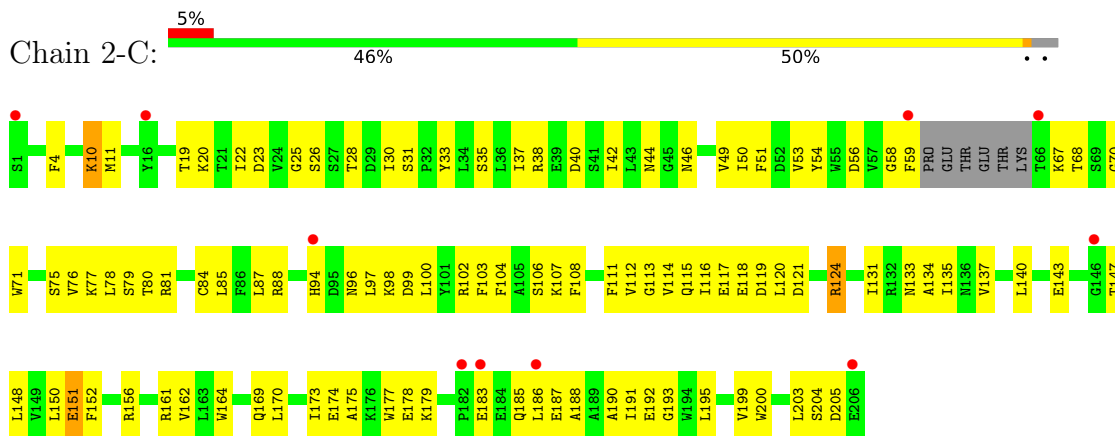
- Molecule 1: Protein At5g06450



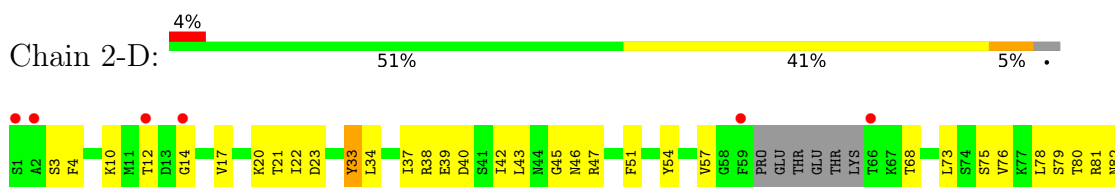
- Molecule 1: Protein At5g06450

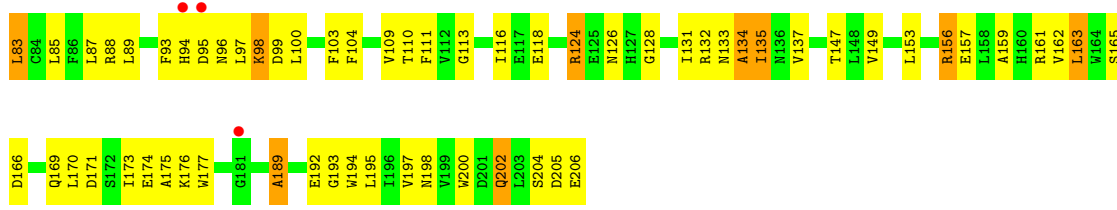


- Molecule 1: Protein At5g06450

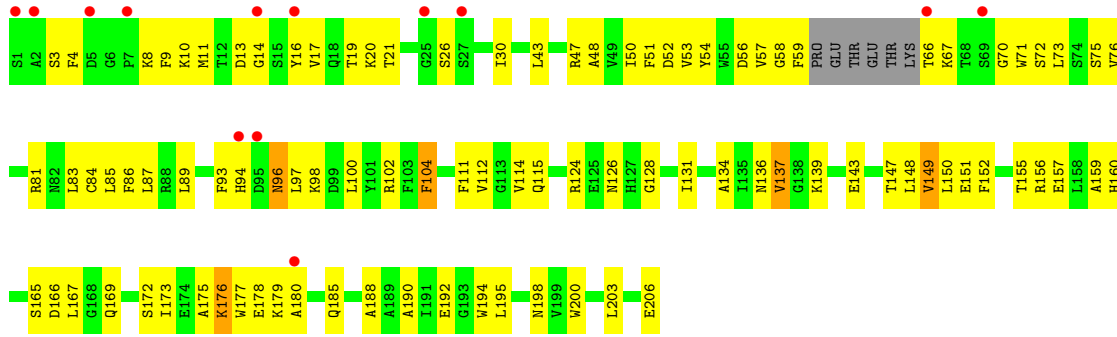


- Molecule 1: Protein At5g06450

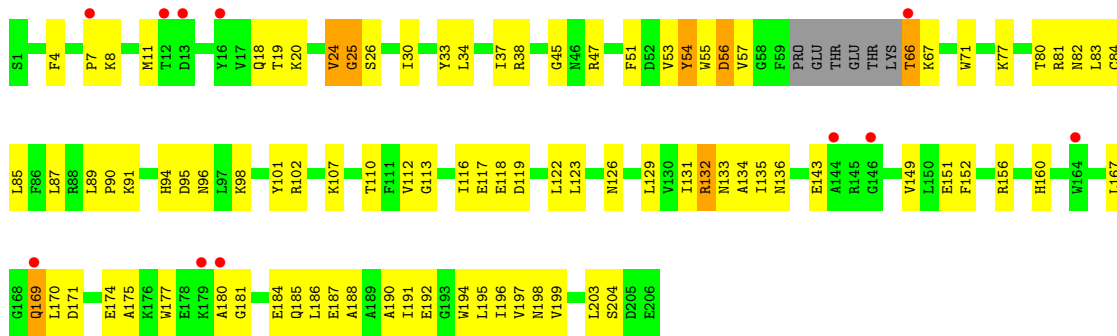




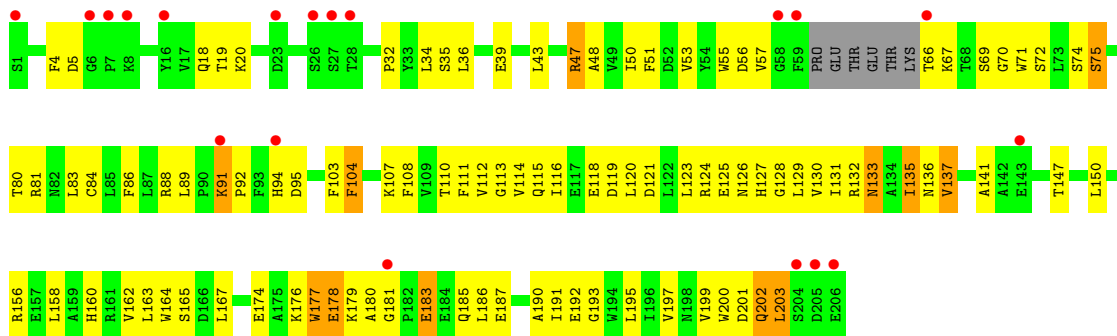
• Molecule 1: Protein At5g06450



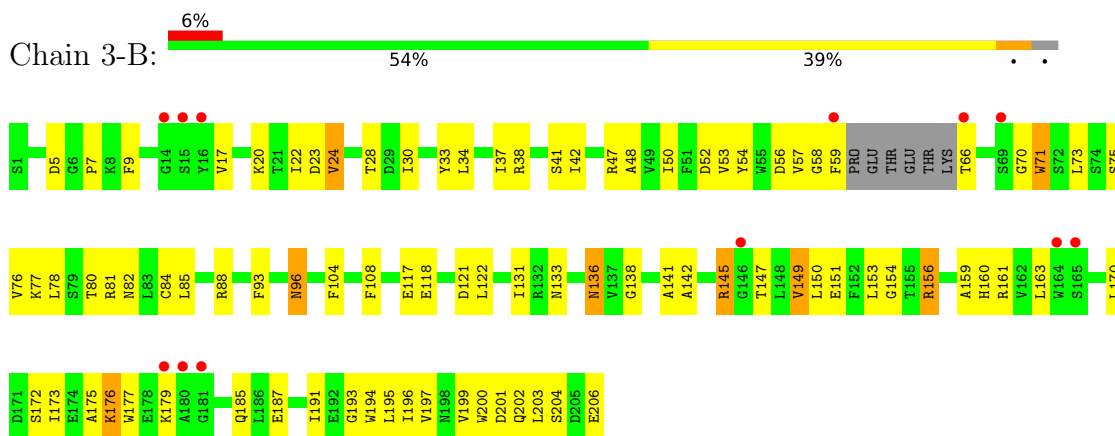
• Molecule 1: Protein At5g06450



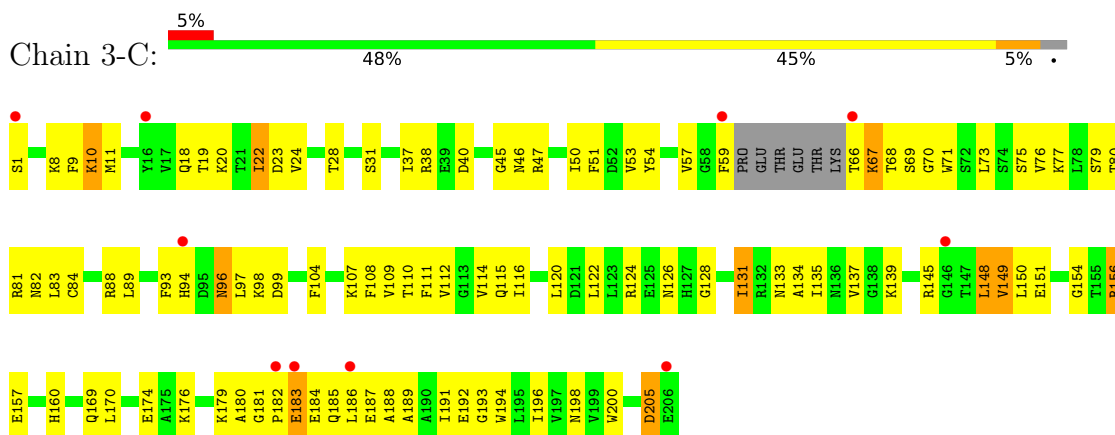
• Molecule 1: Protein At5g06450



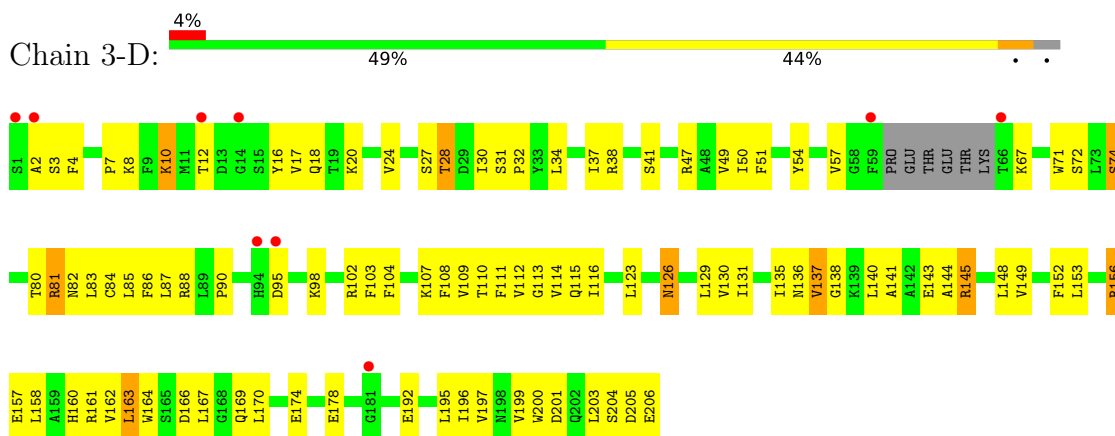
- Molecule 1: Protein At5g06450



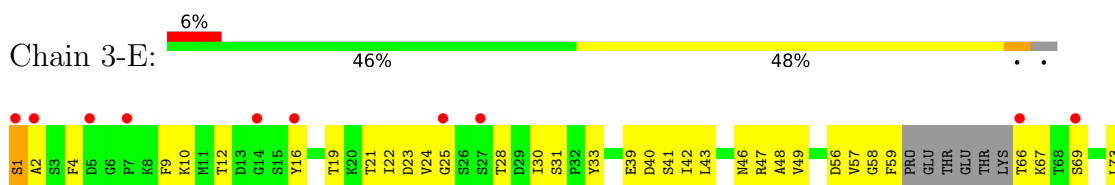
- Molecule 1: Protein At5g06450

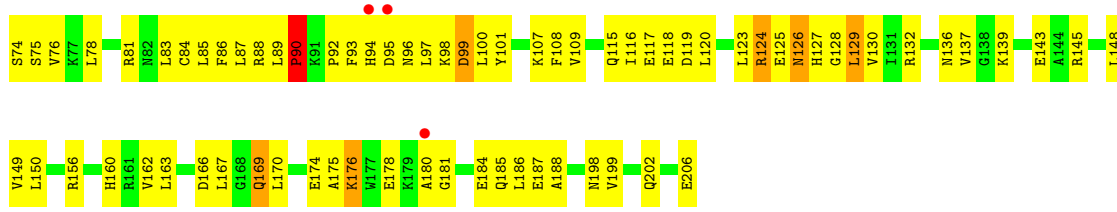


- Molecule 1: Protein At5g06450

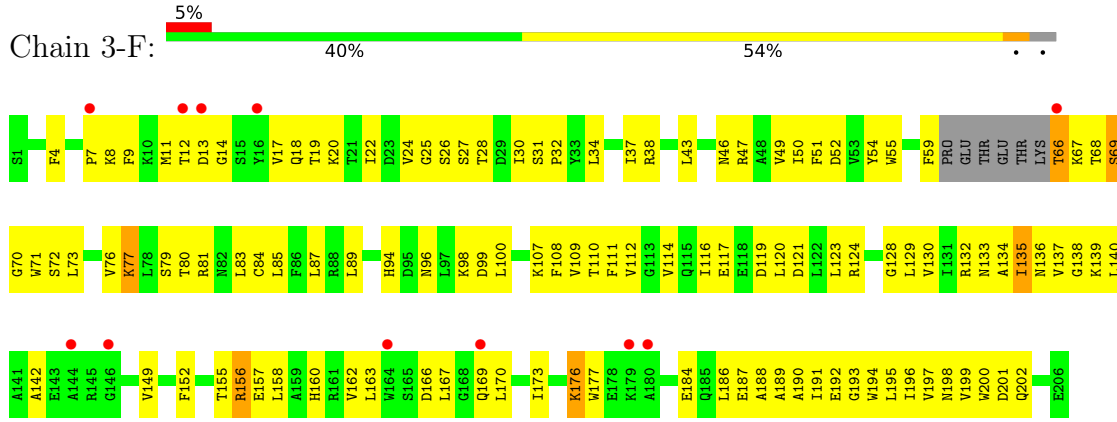


- Molecule 1: Protein At5g06450

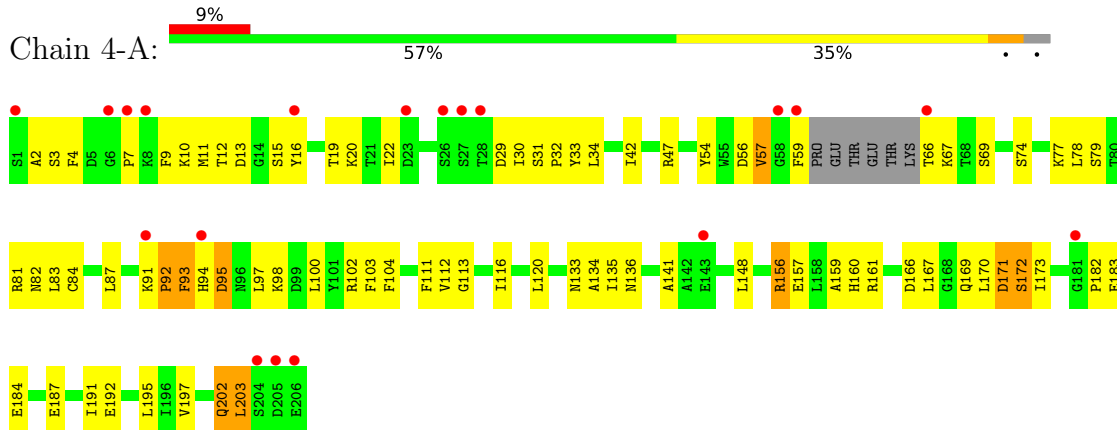




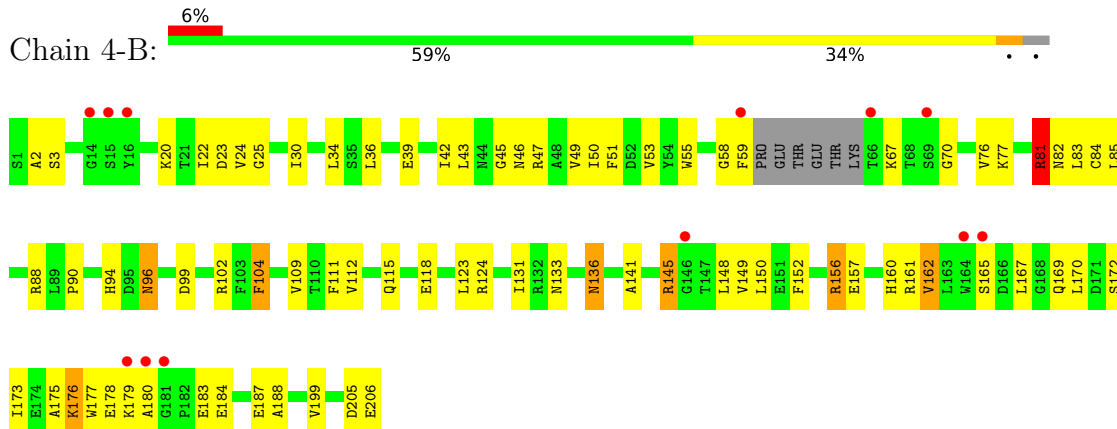
• Molecule 1: Protein At5g06450



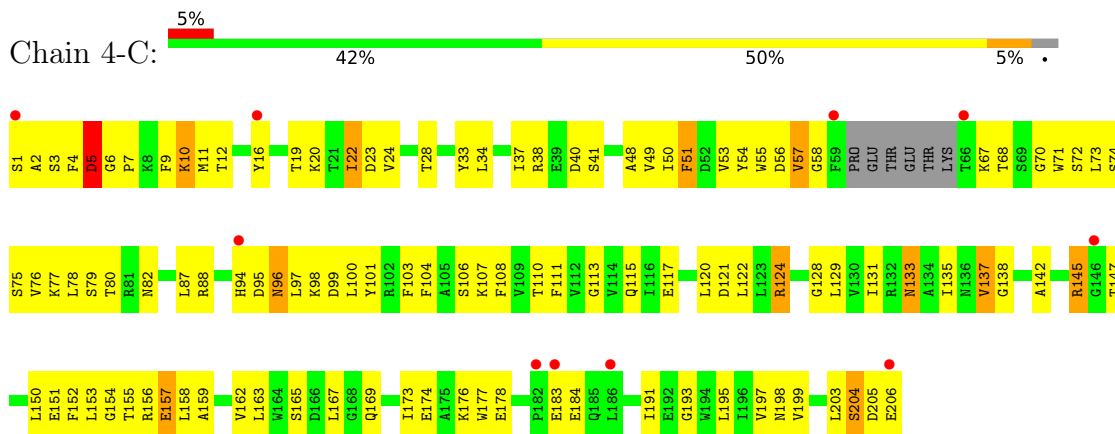
• Molecule 1: Protein At5g06450



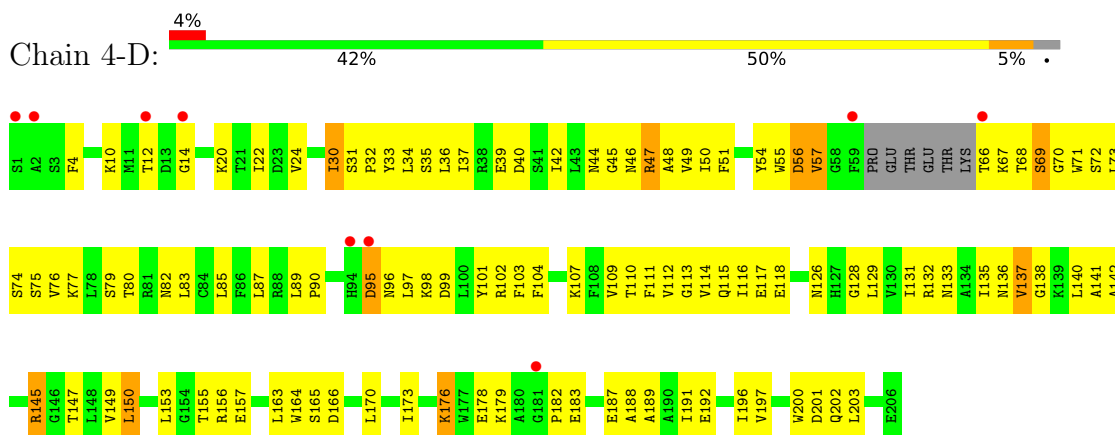
• Molecule 1: Protein At5g06450



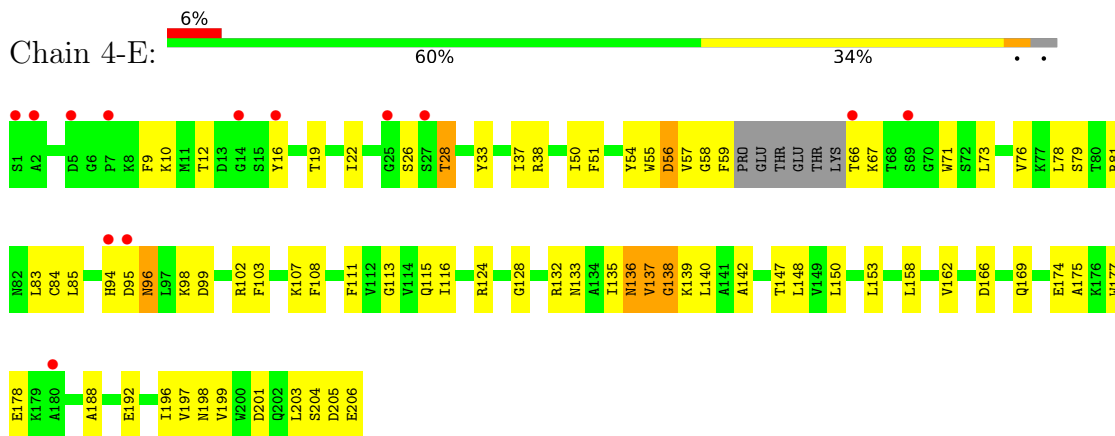
● Molecule 1: Protein At5g06450




● Molecule 1: Protein At5g06450

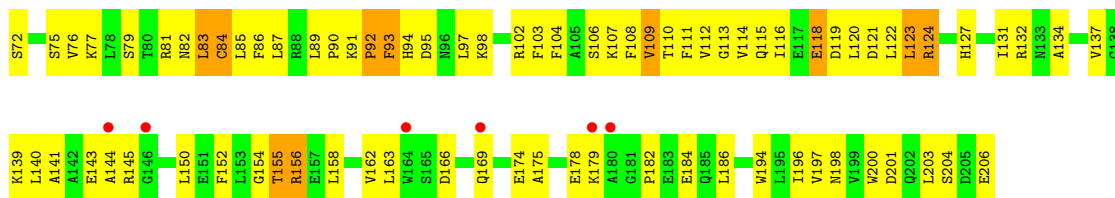


● Molecule 1: Protein At5g06450

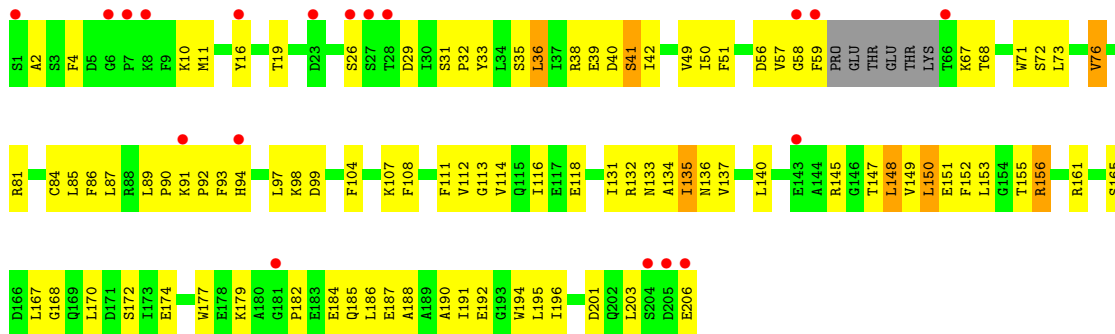


● Molecule 1: Protein At5g06450

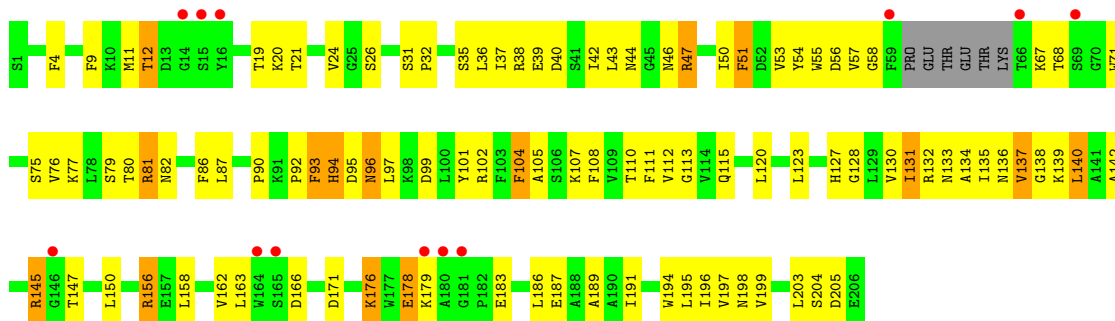




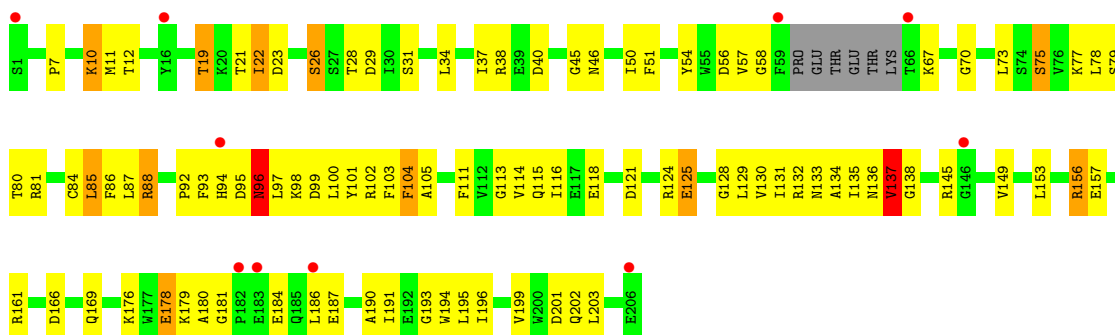
• Molecule 1: Protein At5g06450



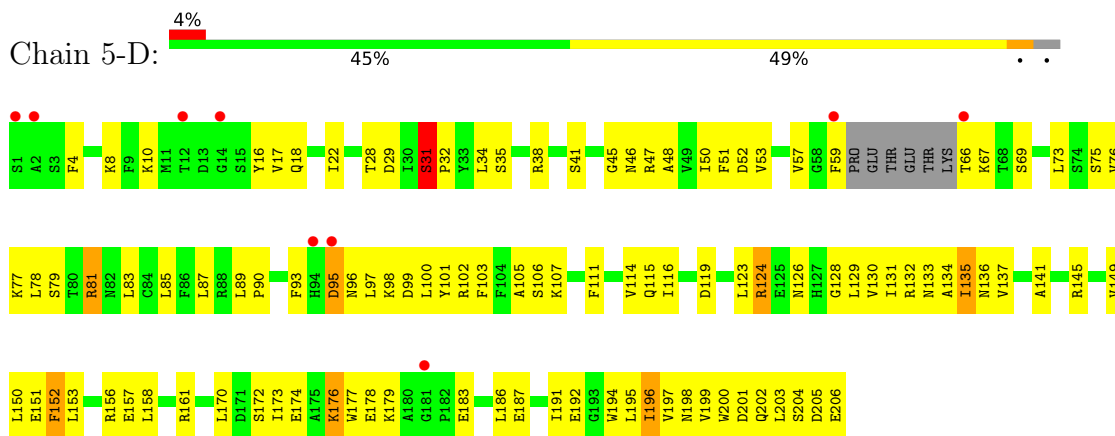
• Molecule 1: Protein At5g06450



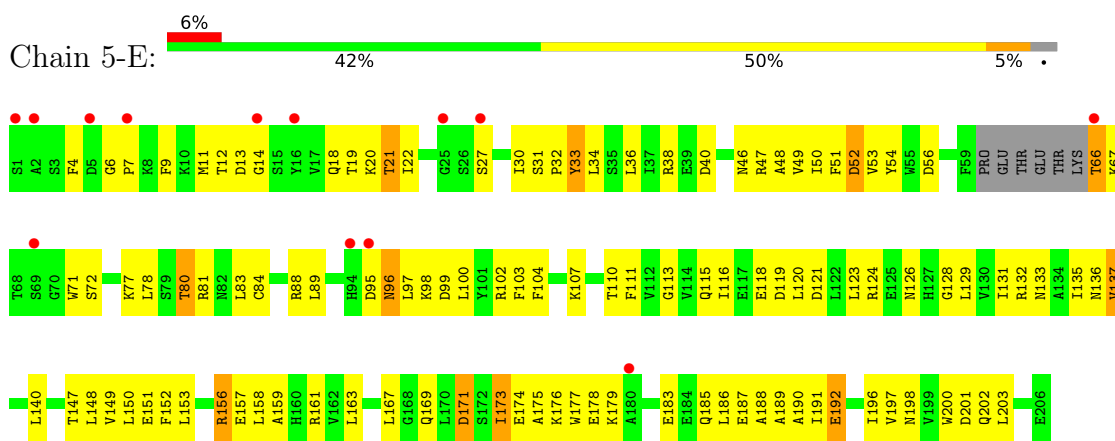
• Molecule 1: Protein At5g06450



• Molecule 1: Protein At5g06450



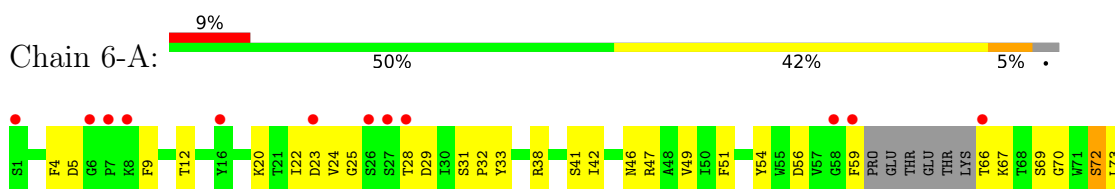
• Molecule 1: Protein At5g06450

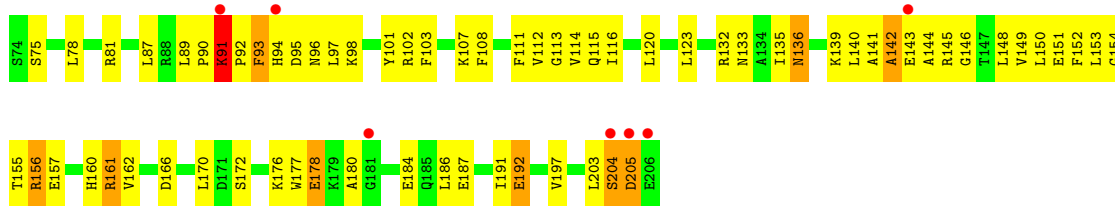


• Molecule 1: Protein At5g06450

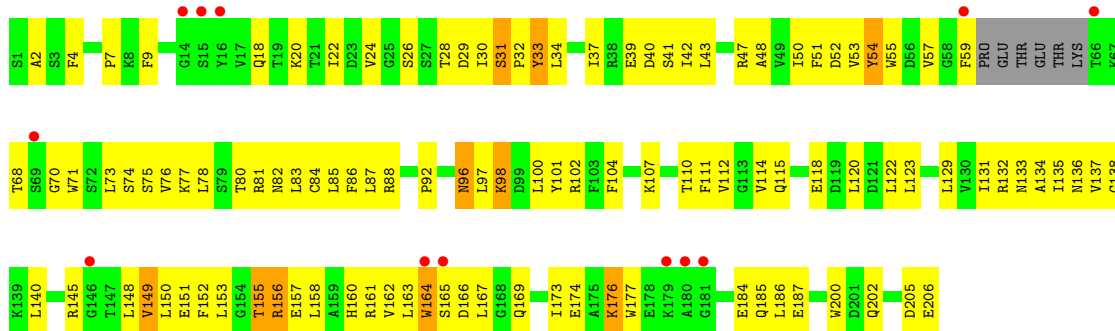
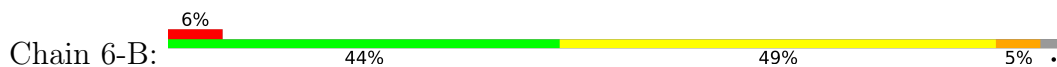


• Molecule 1: Protein At5g06450

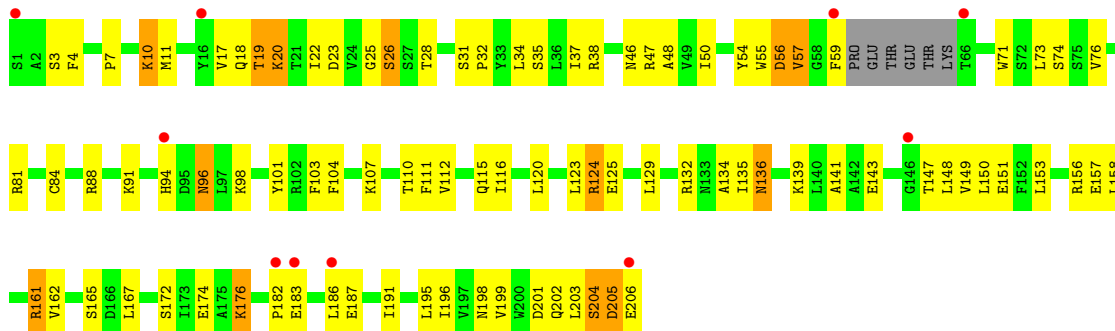




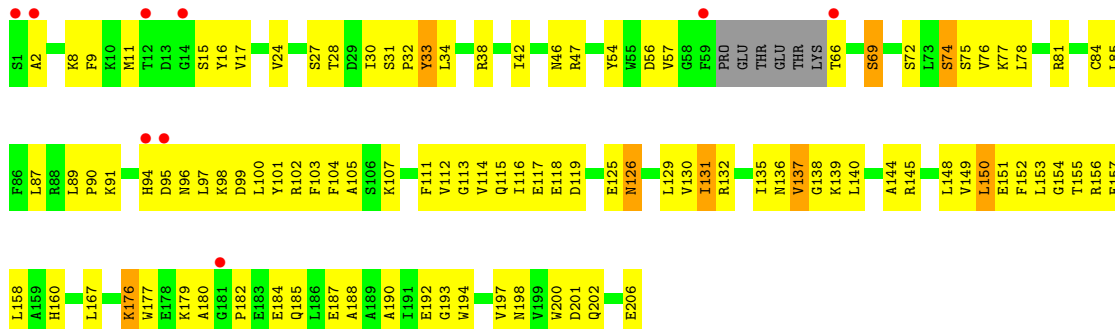
• Molecule 1: Protein At5g06450



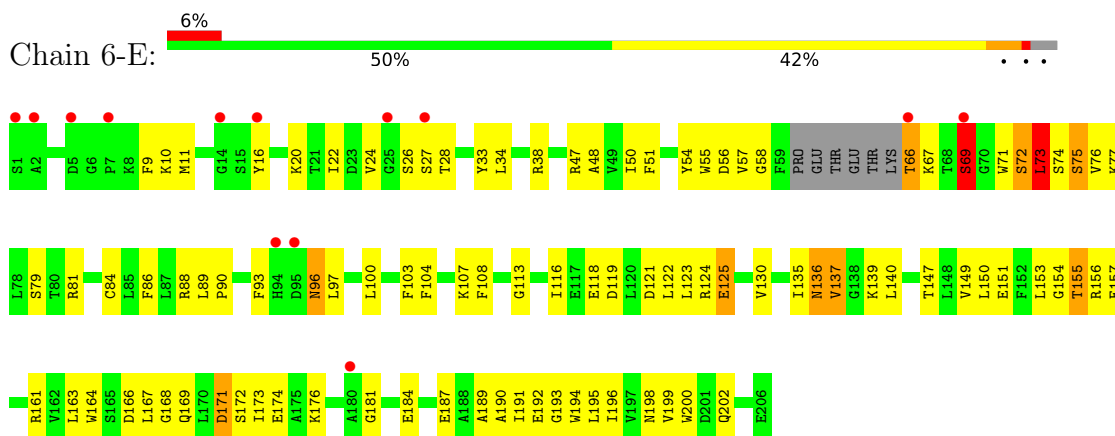
• Molecule 1: Protein At5g06450



• Molecule 1: Protein At5g06450



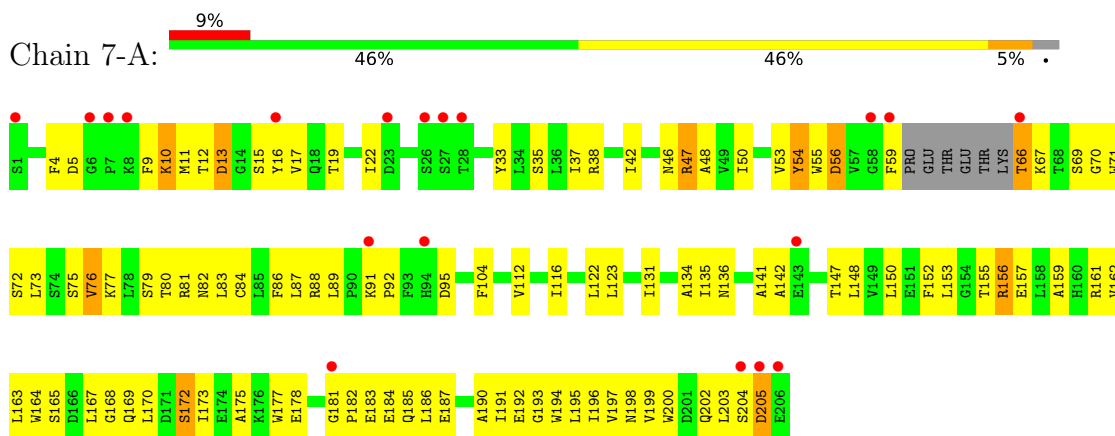
- Molecule 1: Protein At5g06450



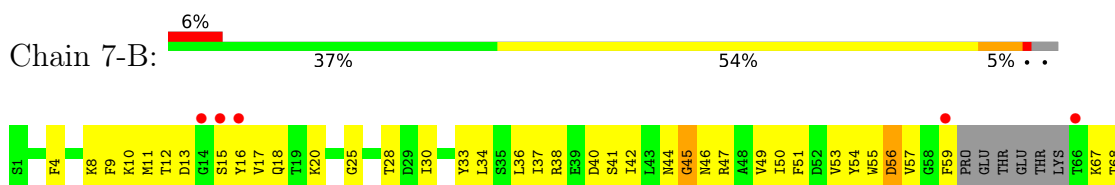
- Molecule 1: Protein At5g06450

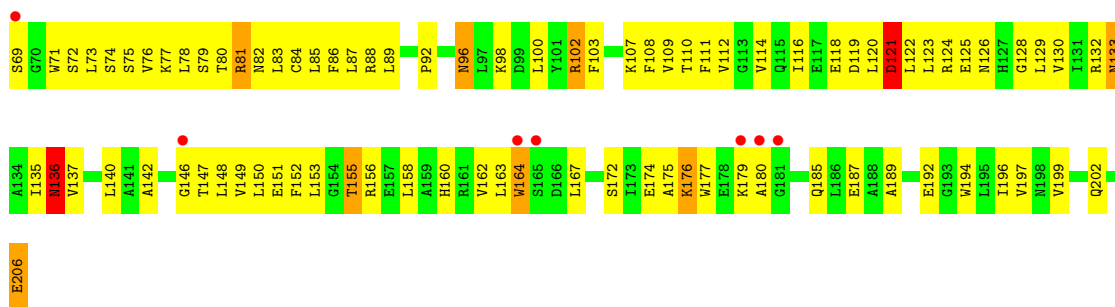


- Molecule 1: Protein At5g06450

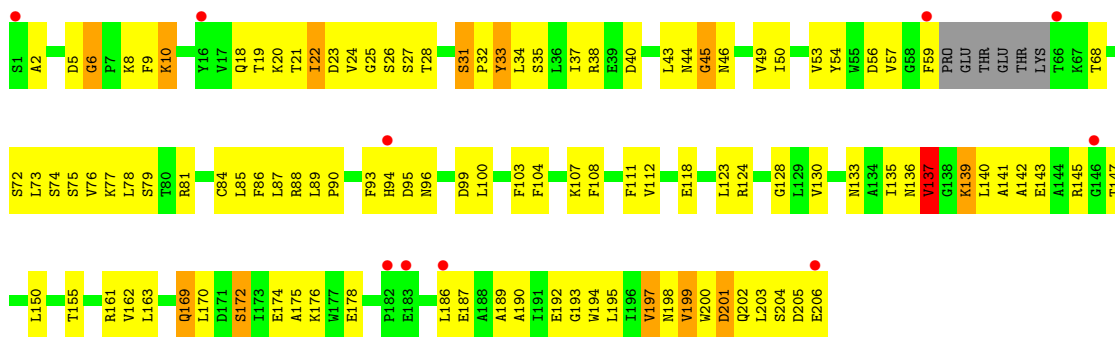


- Molecule 1: Protein At5g06450

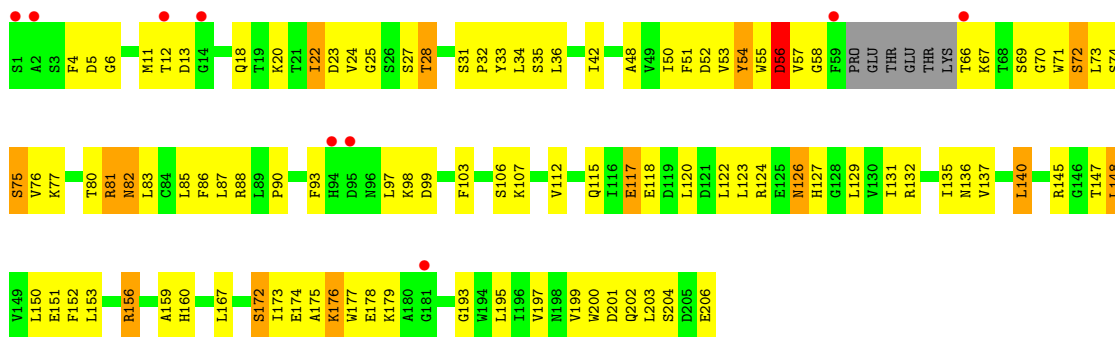




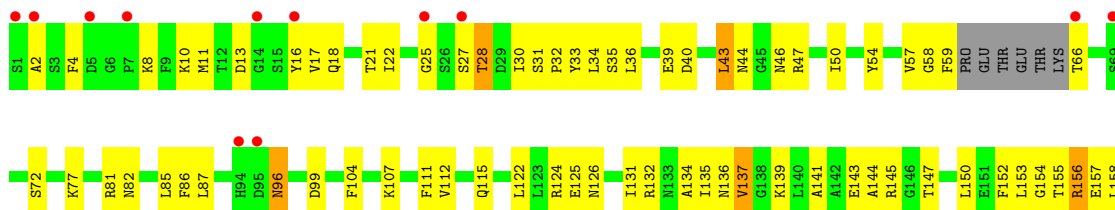
• Molecule 1: Protein At5g06450

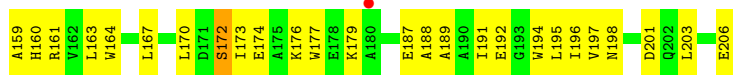


• Molecule 1: Protein At5g06450

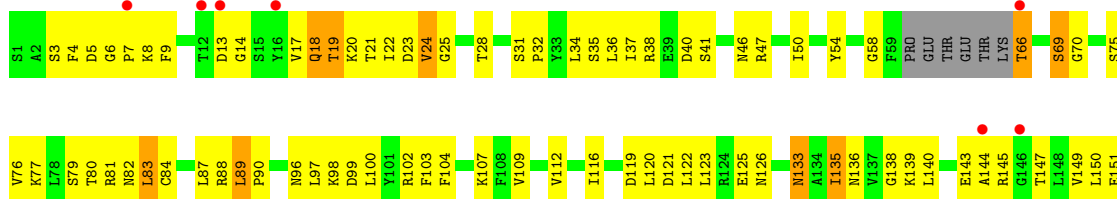


• Molecule 1: Protein At5g06450

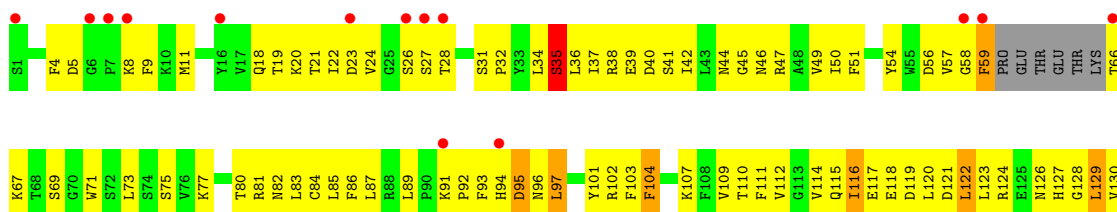
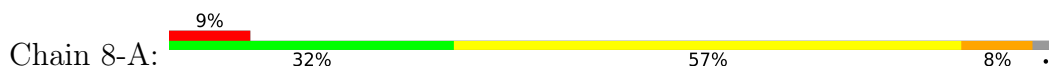




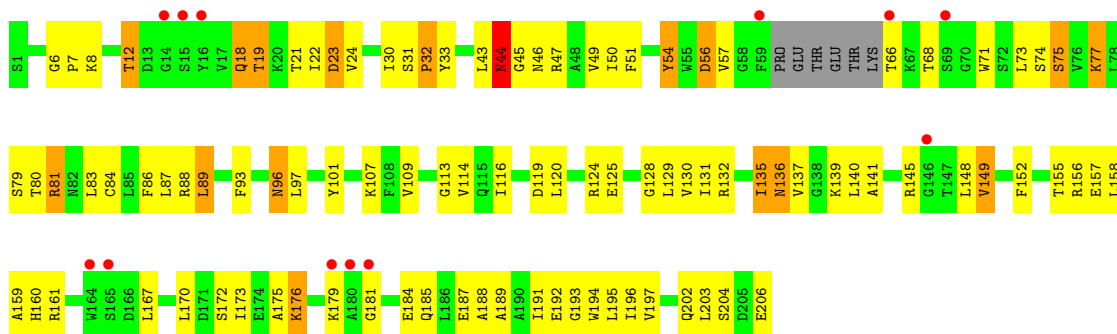
• Molecule 1: Protein At5g06450



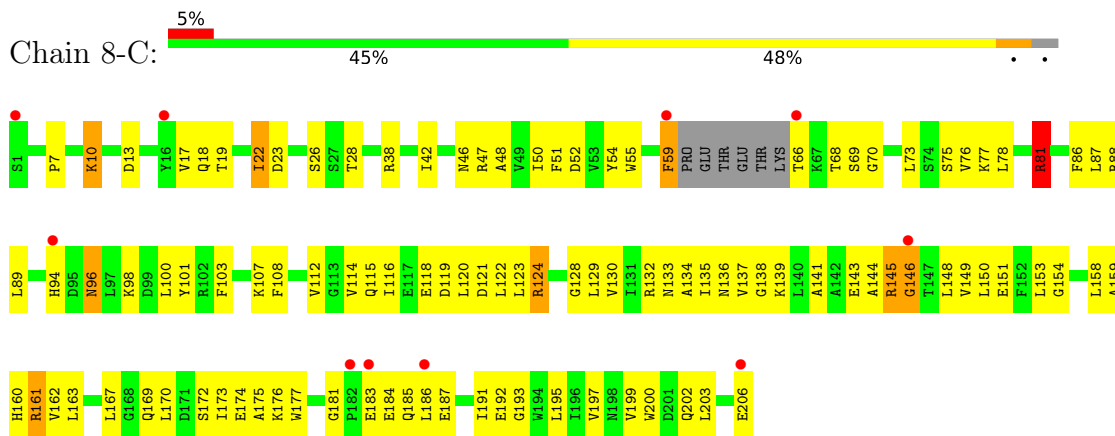
• Molecule 1: Protein At5g06450



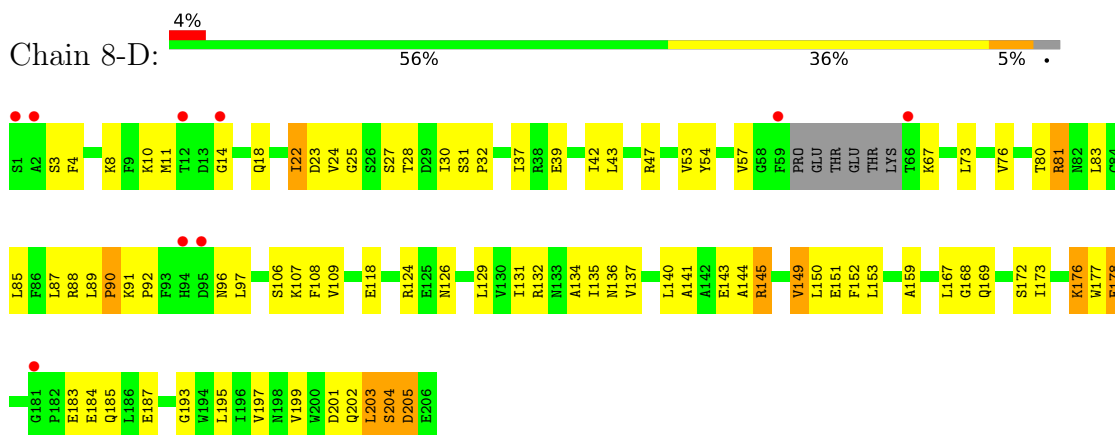
• Molecule 1: Protein At5g06450



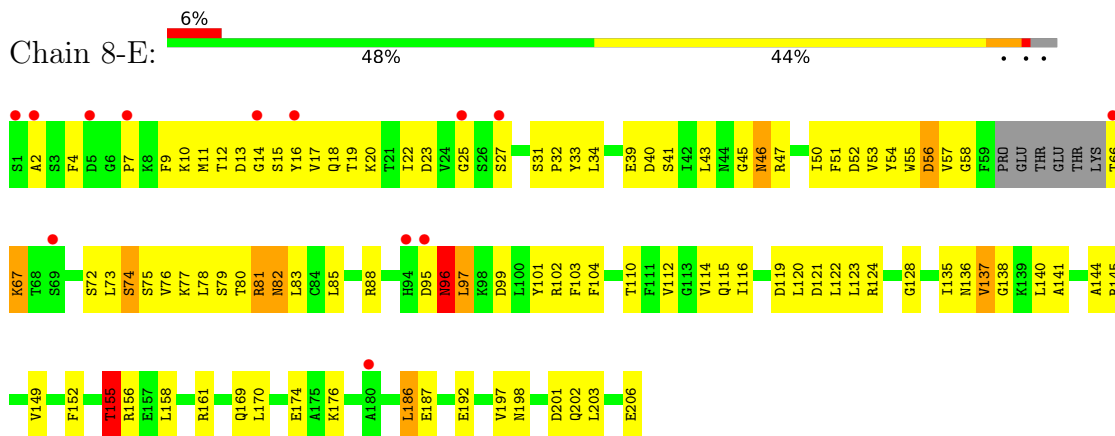
- Molecule 1: Protein At5g06450



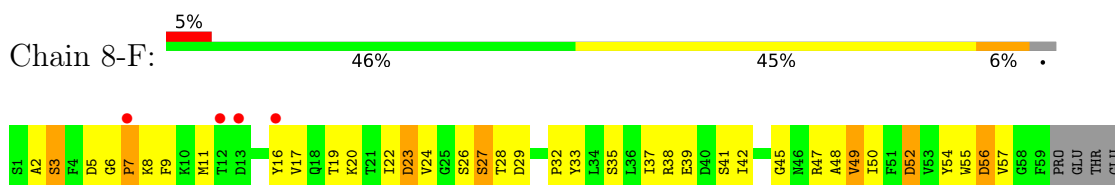
- Molecule 1: Protein At5g06450

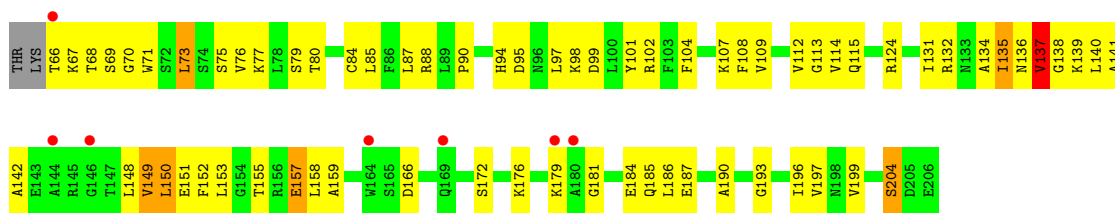


- Molecule 1: Protein At5g06450



- Molecule 1: Protein At5g06450





4 Data and refinement statistics i

Property	Value	Source
Space group	P 32 2 1	Depositor
Cell constants a, b, c, α , β , γ	120.83Å 120.83Å 185.22Å 90.00° 90.00° 120.00°	Depositor
Resolution (Å)	34.88 – 2.10 34.92 – 2.10	Depositor EDS
% Data completeness (in resolution range)	99.8 (34.88-2.10) 100.0 (34.92-2.10)	Depositor EDS
R_{merge}	(Not available)	Depositor
R_{sym}	(Not available)	Depositor
$\langle I/\sigma(I) \rangle$ ¹	6.02 (at 2.10Å)	Xtrriage
Refinement program	CNS 1.1	Depositor
R, R_{free}	0.155 , 0.221 0.162 , 0.226	Depositor DCC
R_{free} test set	4592 reflections (5.01%)	wwPDB-VP
Wilson B-factor (Å ²)	28.9	Xtrriage
Anisotropy	0.053	Xtrriage
Bulk solvent k_{sol} (e/Å ³), B_{sol} (Å ²)	0.29 , 59.0	EDS
L-test for twinning ²	$\langle L \rangle = 0.50$, $\langle L^2 \rangle = 0.33$	Xtrriage
Estimated twinning fraction	0.017 for -h,-k,l	Xtrriage
F_o, F_c correlation	0.96	EDS
Total number of atoms	81528	wwPDB-VP
Average B, all atoms (Å ²)	25.0	wwPDB-VP

Xtrriage's analysis on translational NCS is as follows: *The largest off-origin peak in the Patterson function is 2.88% of the height of the origin peak. No significant pseudotranslation is detected.*

¹Intensities estimated from amplitudes.

²Theoretical values of $\langle |L| \rangle$, $\langle L^2 \rangle$ for acentric reflections are 0.5, 0.333 respectively for untwinned datasets, and 0.375, 0.2 for perfectly twinned datasets.

5 Model quality

5.1 Standard geometry

The Z score for a bond length (or angle) is the number of standard deviations the observed value is removed from the expected value. A bond length (or angle) with $|Z| > 5$ is considered an outlier worth inspection. RMSZ is the root-mean-square of all Z scores of the bond lengths (or angles).

Mol	Chain	Bond lengths		Bond angles	
		RMSZ	# Z >5	RMSZ	# Z >5
1	1-A	0.86	0/1623	0.84	0/2196
1	1-B	0.86	0/1623	0.90	0/2196
1	1-C	0.88	2/1623 (0.1%)	0.87	3/2196 (0.1%)
1	1-D	0.82	0/1623	0.87	1/2196 (0.0%)
1	1-E	0.75	0/1623	0.82	2/2196 (0.1%)
1	1-F	0.81	0/1623	0.87	2/2196 (0.1%)
1	2-A	0.86	2/1623 (0.1%)	0.88	2/2196 (0.1%)
1	2-B	0.81	0/1623	0.87	1/2196 (0.0%)
1	2-C	0.84	0/1623	0.88	0/2196
1	2-D	0.78	0/1623	0.84	2/2196 (0.1%)
1	2-E	0.77	0/1623	0.81	1/2196 (0.0%)
1	2-F	0.80	0/1623	0.87	3/2196 (0.1%)
1	3-A	0.88	0/1623	0.87	0/2196
1	3-B	0.85	0/1623	0.83	1/2196 (0.0%)
1	3-C	0.83	1/1623 (0.1%)	0.85	1/2196 (0.0%)
1	3-D	0.82	0/1623	0.87	0/2196
1	3-E	0.75	0/1623	0.86	1/2196 (0.0%)
1	3-F	0.82	1/1623 (0.1%)	0.85	1/2196 (0.0%)
1	4-A	0.87	0/1623	0.82	0/2196
1	4-B	0.86	0/1623	0.86	2/2196 (0.1%)
1	4-C	0.83	0/1623	0.88	0/2196
1	4-D	0.81	0/1623	0.85	2/2196 (0.1%)
1	4-E	0.74	0/1623	0.78	0/2196
1	4-F	0.81	0/1623	0.87	1/2196 (0.0%)
1	5-A	0.97	1/1623 (0.1%)	0.94	2/2196 (0.1%)
1	5-B	0.93	1/1623 (0.1%)	0.95	2/2196 (0.1%)
1	5-C	0.91	1/1623 (0.1%)	0.90	1/2196 (0.0%)
1	5-D	0.86	0/1623	0.91	1/2196 (0.0%)
1	5-E	0.86	2/1623 (0.1%)	0.92	2/2196 (0.1%)
1	5-F	0.86	0/1623	0.90	2/2196 (0.1%)
1	6-A	0.95	2/1623 (0.1%)	0.90	1/2196 (0.0%)
1	6-B	0.96	2/1623 (0.1%)	0.95	1/2196 (0.0%)
1	6-C	0.90	1/1623 (0.1%)	0.89	2/2196 (0.1%)
1	6-D	0.89	0/1623	0.94	1/2196 (0.0%)

Mol	Chain	Bond lengths		Bond angles	
		RMSZ	# Z >5	RMSZ	# Z >5
1	6-E	0.83	0/1623	0.90	2/2196 (0.1%)
1	6-F	0.88	0/1623	0.90	2/2196 (0.1%)
1	7-A	0.95	0/1623	0.92	3/2196 (0.1%)
1	7-B	0.96	0/1623	1.04	6/2196 (0.3%)
1	7-C	0.92	1/1623 (0.1%)	0.94	3/2196 (0.1%)
1	7-D	0.86	0/1623	0.90	2/2196 (0.1%)
1	7-E	0.83	0/1623	0.89	0/2196
1	7-F	0.87	0/1623	0.92	2/2196 (0.1%)
1	8-A	0.94	0/1623	0.96	2/2196 (0.1%)
1	8-B	0.92	0/1623	0.96	1/2196 (0.0%)
1	8-C	0.93	0/1623	0.96	5/2196 (0.2%)
1	8-D	0.88	0/1623	0.90	2/2196 (0.1%)
1	8-E	0.82	0/1623	0.91	3/2196 (0.1%)
1	8-F	0.86	0/1623	0.94	2/2196 (0.1%)
All	All	0.86	17/77904 (0.0%)	0.89	76/105408 (0.1%)

Chiral center outliers are detected by calculating the chiral volume of a chiral center and verifying if the center is modelled as a planar moiety or with the opposite hand. A planarity outlier is detected by checking planarity of atoms in a peptide group, atoms in a mainchain group or atoms of a sidechain that are expected to be planar.

Mol	Chain	#Chirality outliers	#Planarity outliers
1	1-D	0	1
1	2-C	0	1
1	2-D	0	1
1	5-D	0	1
1	5-E	0	1
1	6-B	0	2
1	6-D	0	1
1	8-B	0	1
1	8-E	0	1
All	All	0	10

All (17) bond length outliers are listed below:

Mol	Chain	Res	Type	Atoms	Z	Observed(Å)	Ideal(Å)
1	5-A	134	ALA	CA-CB	6.64	1.66	1.52
1	5-E	192	GLU	CB-CG	6.39	1.64	1.52
1	3-C	84	CYS	CB-SG	6.38	1.93	1.82
1	6-A	178	GLU	CB-CG	6.14	1.63	1.52
1	1-C	192	GLU	CG-CD	6.04	1.61	1.51
1	2-A	117	GLU	CG-CD	5.90	1.60	1.51

Continued on next page...

Continued from previous page...

Mol	Chain	Res	Type	Atoms	Z	Observed(Å)	Ideal(Å)
1	5-E	192	GLU	CG-CD	5.89	1.60	1.51
1	1-C	192	GLU	CB-CG	5.80	1.63	1.52
1	5-B	104	PHE	CE2-CZ	5.67	1.48	1.37
1	5-C	125	GLU	CG-CD	5.66	1.60	1.51
1	6-B	54	TYR	CB-CG	5.62	1.60	1.51
1	7-C	33	TYR	CD1-CE1	5.53	1.47	1.39
1	2-A	57	VAL	CB-CG2	-5.38	1.41	1.52
1	3-F	27	SER	CB-OG	5.32	1.49	1.42
1	6-C	48	ALA	CA-CB	5.16	1.63	1.52
1	6-B	54	TYR	CD1-CE1	5.16	1.47	1.39
1	6-A	192	GLU	CG-CD	5.06	1.59	1.51

All (76) bond angle outliers are listed below:

Mol	Chain	Res	Type	Atoms	Z	Observed(°)	Ideal(°)
1	7-B	102	ARG	NE-CZ-NH2	14.03	127.32	120.30
1	7-B	102	ARG	NE-CZ-NH1	-12.34	114.13	120.30
1	8-C	81	ARG	NE-CZ-NH1	7.89	124.25	120.30
1	6-E	73	LEU	CA-CB-CG	7.62	132.84	115.30
1	8-C	81	ARG	NE-CZ-NH2	-7.44	116.58	120.30
1	7-B	121	ASP	CB-CG-OD1	-7.01	111.99	118.30
1	5-A	36	LEU	CA-CB-CG	-6.91	99.40	115.30
1	8-A	136	ASN	N-CA-C	-6.88	92.43	111.00
1	1-C	192	GLU	CG-CD-OE1	6.80	131.90	118.30
1	8-A	56	ASP	N-CA-C	-6.68	92.96	111.00
1	2-D	124	ARG	NE-CZ-NH1	6.60	123.60	120.30
1	6-D	131	ILE	N-CA-C	-6.57	93.25	111.00
1	7-A	56	ASP	CB-CG-OD2	6.55	124.20	118.30
1	7-D	56	ASP	N-CA-C	-6.48	93.51	111.00
1	1-C	192	GLU	OE1-CD-OE2	-6.38	115.64	123.30
1	1-E	136	ASN	N-CA-C	-6.26	94.08	111.00
1	5-F	136	ASN	N-CA-C	-6.20	94.26	111.00
1	1-E	67	LYS	N-CA-C	6.20	127.73	111.00
1	7-F	156	ARG	NE-CZ-NH2	-6.19	117.21	120.30
1	7-D	136	ASN	N-CA-C	-6.16	94.36	111.00
1	6-B	54	TYR	N-CA-C	-6.14	94.43	111.00
1	6-C	56	ASP	N-CA-C	-6.07	94.61	111.00
1	4-F	156	ARG	NE-CZ-NH1	-6.05	117.27	120.30
1	5-B	145	ARG	NE-CZ-NH1	6.01	123.31	120.30
1	5-A	136	ASN	N-CA-C	-5.99	94.83	111.00
1	2-F	132	ARG	NE-CZ-NH1	-5.98	117.31	120.30
1	3-C	131	ILE	N-CA-C	-5.93	94.98	111.00

Continued on next page...

Continued from previous page...

Mol	Chain	Res	Type	Atoms	Z	Observed(°)	Ideal(°)
1	5-E	88	ARG	N-CA-C	-5.93	95.00	111.00
1	6-E	136	ASN	N-CA-C	-5.93	95.00	111.00
1	6-C	136	ASN	N-CA-C	-5.91	95.04	111.00
1	4-D	47	ARG	NE-CZ-NH1	-5.91	117.35	120.30
1	8-D	136	ASN	N-CA-C	-5.90	95.08	111.00
1	1-C	81	ARG	NE-CZ-NH1	-5.87	117.36	120.30
1	2-A	57	VAL	CB-CA-C	-5.86	100.26	111.40
1	8-C	136	ASN	N-CA-C	-5.83	95.26	111.00
1	3-E	129	LEU	CA-CB-CG	-5.83	101.89	115.30
1	1-F	132	ARG	NE-CZ-NH1	-5.83	117.39	120.30
1	7-C	136	ASN	N-CA-C	-5.80	95.35	111.00
1	8-D	145	ARG	N-CA-C	5.77	126.59	111.00
1	7-C	137	VAL	N-CA-C	5.77	126.57	111.00
1	7-C	197	VAL	N-CA-C	-5.69	95.65	111.00
1	2-F	132	ARG	NE-CZ-NH2	5.68	123.14	120.30
1	8-E	97	LEU	CA-CB-CG	-5.68	102.23	115.30
1	8-E	56	ASP	N-CA-C	-5.68	95.67	111.00
1	5-B	56	ASP	N-CA-C	-5.65	95.74	111.00
1	2-B	56	ASP	N-CA-C	-5.64	95.78	111.00
1	8-B	56	ASP	N-CA-C	-5.63	95.79	111.00
1	2-D	45	GLY	N-CA-C	5.63	127.17	113.10
1	7-B	45	GLY	N-CA-C	5.63	127.17	113.10
1	6-F	132	ARG	NE-CZ-NH1	-5.60	117.50	120.30
1	7-F	156	ARG	NE-CZ-NH1	5.58	123.09	120.30
1	2-F	45	GLY	N-CA-C	5.57	127.02	113.10
1	3-F	99	ASP	CB-CG-OD2	5.55	123.30	118.30
1	6-F	56	ASP	N-CA-C	-5.52	96.10	111.00
1	8-C	124	ARG	NE-CZ-NH1	-5.52	117.54	120.30
1	7-B	136	ASN	N-CA-C	-5.49	96.19	111.00
1	7-B	102	ARG	CD-NE-CZ	5.43	131.20	123.60
1	2-A	58	GLY	N-CA-C	-5.37	99.67	113.10
1	7-A	56	ASP	CB-CG-OD1	-5.36	113.47	118.30
1	1-D	136	ASN	N-CA-C	-5.36	96.53	111.00
1	5-D	124	ARG	NE-CZ-NH1	5.34	122.97	120.30
1	6-A	161	ARG	NE-CZ-NH1	5.33	122.96	120.30
1	8-F	137	VAL	N-CA-C	5.33	125.38	111.00
1	8-C	161	ARG	NE-CZ-NH1	-5.32	117.64	120.30
1	4-D	47	ARG	NE-CZ-NH2	5.28	122.94	120.30
1	8-E	82	ASN	CB-CA-C	-5.24	99.91	110.40
1	8-F	56	ASP	N-CA-C	-5.20	96.97	111.00
1	5-C	161	ARG	NE-CZ-NH1	-5.18	117.71	120.30
1	5-E	80	THR	N-CA-C	-5.18	97.00	111.00

Continued on next page...

Continued from previous page...

Mol	Chain	Res	Type	Atoms	Z	Observed(°)	Ideal(°)
1	4-B	45	GLY	N-CA-C	5.14	125.95	113.10
1	1-F	136	ASN	N-CA-C	-5.10	97.22	111.00
1	5-F	56	ASP	CB-CG-OD2	-5.08	113.72	118.30
1	3-B	56	ASP	N-CA-C	-5.08	97.28	111.00
1	7-A	56	ASP	N-CA-C	-5.07	97.31	111.00
1	4-B	136	ASN	N-CA-C	-5.01	97.47	111.00
1	2-E	136	ASN	N-CA-C	-5.00	97.49	111.00

There are no chirality outliers.

All (10) planarity outliers are listed below:

Mol	Chain	Res	Type	Group
1	1-D	33	TYR	Sidechain
1	2-C	33	TYR	Sidechain
1	2-D	33	TYR	Sidechain
1	5-D	152	PHE	Sidechain
1	5-E	33	TYR	Sidechain
1	6-B	101	TYR	Sidechain
1	6-B	33	TYR	Sidechain
1	6-D	33	TYR	Sidechain
1	8-B	33	TYR	Sidechain
1	8-E	101	TYR	Sidechain

5.2 Too-close contacts [i](#)

In the following table, the Non-H and H(model) columns list the number of non-hydrogen atoms and hydrogen atoms in the chain respectively. The H(added) column lists the number of hydrogen atoms added and optimized by MolProbity. The Clashes column lists the number of clashes within the asymmetric unit, whereas Symm-Clashes lists symmetry-related clashes.

Mol	Chain	Non-H	H(model)	H(added)	Clashes	Symm-Clashes
1	1-A	1591	0	1575	115	0
1	1-B	1591	0	1575	122	0
1	1-C	1591	0	1575	120	0
1	1-D	1591	0	1575	125	0
1	1-E	1591	0	1575	96	0
1	1-F	1591	0	1575	101	0
1	2-A	1591	0	1575	171	0
1	2-B	1591	0	1575	123	0
1	2-C	1591	0	1575	132	0
1	2-D	1591	0	1575	123	0

Continued on next page...

Continued from previous page...

Mol	Chain	Non-H	H(model)	H(added)	Clashes	Symm-Clashes
1	2-E	1591	0	1575	110	0
1	2-F	1591	0	1575	116	0
1	3-A	1591	0	1575	119	0
1	3-B	1591	0	1575	97	0
1	3-C	1591	0	1575	115	0
1	3-D	1591	0	1575	112	0
1	3-E	1591	0	1575	123	0
1	3-F	1591	0	1575	144	0
1	4-A	1591	0	1575	92	0
1	4-B	1591	0	1575	95	0
1	4-C	1591	0	1575	165	0
1	4-D	1591	0	1575	137	0
1	4-E	1591	0	1575	99	0
1	4-F	1591	0	1575	157	0
1	5-A	1591	0	1575	111	0
1	5-B	1591	0	1575	104	0
1	5-C	1591	0	1575	131	0
1	5-D	1591	0	1575	105	0
1	5-E	1591	0	1575	159	0
1	5-F	1591	0	1575	116	0
1	6-A	1591	0	1575	114	0
1	6-B	1591	0	1575	118	0
1	6-C	1591	0	1575	114	0
1	6-D	1591	0	1575	128	0
1	6-E	1591	0	1575	92	0
1	6-F	1591	0	1575	95	0
1	7-A	1591	0	1575	123	0
1	7-B	1591	0	1575	170	0
1	7-C	1591	0	1575	134	0
1	7-D	1591	0	1575	142	0
1	7-E	1591	0	1575	134	0
1	7-F	1591	0	1575	155	0
1	8-A	1591	0	1575	187	0
1	8-B	1591	0	1575	130	0
1	8-C	1591	0	1575	123	0
1	8-D	1591	0	1575	86	0
1	8-E	1591	0	1575	136	0
1	8-F	1591	0	1575	138	0
2	1-A	121	0	0	22	0
2	1-B	115	0	0	12	0
2	1-C	103	0	0	19	0
2	1-D	96	0	0	12	0

Continued on next page...

Continued from previous page...

Mol	Chain	Non-H	H(model)	H(added)	Clashes	Symm-Clashes
2	1-E	99	0	0	11	0
2	1-F	111	0	0	17	0
2	2-A	120	0	0	28	0
2	2-B	118	0	0	15	0
2	2-C	104	0	0	17	0
2	2-D	96	0	0	7	0
2	2-E	97	0	0	9	0
2	2-F	110	0	0	19	0
2	3-A	117	0	0	23	0
2	3-B	120	0	0	9	0
2	3-C	103	0	0	14	0
2	3-D	92	0	0	7	0
2	3-E	104	0	0	12	0
2	3-F	109	0	0	15	0
2	4-A	118	0	0	16	0
2	4-B	125	0	0	13	0
2	4-C	97	0	0	18	0
2	4-D	97	0	0	15	0
2	4-E	97	0	0	6	0
2	4-F	111	0	0	15	0
2	5-A	118	0	0	23	0
2	5-B	118	0	0	6	0
2	5-C	101	0	0	11	0
2	5-D	93	0	0	9	0
2	5-E	102	0	0	26	0
2	5-F	113	0	0	16	0
2	6-A	117	0	0	11	0
2	6-B	117	0	0	11	0
2	6-C	98	0	0	16	0
2	6-D	99	0	0	16	0
2	6-E	104	0	0	11	0
2	6-F	110	0	0	12	0
2	7-A	120	0	0	24	0
2	7-B	120	0	0	24	0
2	7-C	100	0	0	11	0
2	7-D	95	0	0	10	0
2	7-E	102	0	0	15	0
2	7-F	108	0	0	19	0
2	8-A	117	0	0	33	0
2	8-B	123	0	0	36	0
2	8-C	101	0	0	11	0
2	8-D	97	0	0	5	0

Continued on next page...

Continued from previous page...

Mol	Chain	Non-H	H(model)	H(added)	Clashes	Symm-Clashes
2	8-E	98	0	0	29	0
2	8-F	109	0	0	8	0
All	All	81528	0	75600	5480	0

The all-atom clashscore is defined as the number of clashes found per 1000 atoms (including hydrogen atoms). The all-atom clashscore for this structure is 36.

All (5480) close contacts within the same asymmetric unit are listed below, sorted by their clash magnitude.

Atom-1	Atom-2	Interatomic distance (Å)	Clash overlap (Å)
1:A:192:GLU:OE1	2:A:316:HOH:O	1.57	1.21
1:D:106:SER:OG	2:D:244:HOH:O	1.54	1.21
1:B:81:ARG:HA	2:B:288:HOH:O	1.36	1.18
1:D:12:THR:HG23	2:D:264:HOH:O	1.44	1.18
1:C:157:GLU:HB2	2:C:214:HOH:O	1.41	1.17
1:E:96:ASN:HB3	2:E:245:HOH:O	1.42	1.16
1:E:81:ARG:HB3	2:E:298:HOH:O	1.41	1.16
1:D:46:ASN:HB3	2:D:282:HOH:O	1.45	1.14
1:E:2:ALA:HA	2:E:293:HOH:O	1.47	1.14
1:D:66:THR:HB	1:D:69:SER:HB3	1.30	1.13
1:E:67:LYS:HB2	2:F:276:HOH:O	1.45	1.13
1:B:192:GLU:OE1	2:B:294:HOH:O	1.68	1.11
1:A:24:VAL:HB	1:A:90:PRO:HD3	1.25	1.11
1:D:157:GLU:HB2	2:D:219:HOH:O	1.51	1.10
1:D:123:LEU:HD22	1:D:129:LEU:HD13	1.27	1.10
1:E:85:LEU:O	1:E:85:LEU:HG	1.46	1.10
1:C:19:THR:HG23	1:C:84:CYS:HB3	1.19	1.10
1:B:142:ALA:HB2	1:B:150:LEU:HB2	1.19	1.09
1:A:59:PHE:HA	2:A:295:HOH:O	1.53	1.09
1:C:145:ARG:HH11	1:C:145:ARG:HG3	1.16	1.08
1:C:94:HIS:HB2	1:C:96:ASN:HD21	1.18	1.08
1:E:11:MSE:SE	2:E:273:HOH:O	2.22	1.07
1:C:19:THR:HG21	1:C:186:LEU:HD21	1.32	1.07
1:D:140:LEU:HG	1:D:203:LEU:HD13	1.35	1.06
1:E:81:ARG:HB3	2:E:295:HOH:O	1.52	1.06
1:C:20:LYS:HE2	1:C:22:ILE:HG23	1.33	1.06
1:C:19:THR:HG21	1:C:186:LEU:HD21	1.12	1.06
1:F:17:VAL:HG13	1:F:83:LEU:HA	1.30	1.06
1:E:81:ARG:NH2	2:E:209:HOH:O	1.88	1.05
1:D:66:THR:HB	1:D:69:SER:OG	1.56	1.05
1:C:156:ARG:O	1:C:159:ALA:HB3	1.57	1.05

Continued on next page...

Continued from previous page...

Atom-1	Atom-2	Interatomic distance (Å)	Clash overlap (Å)
1:C:19:THR:HG21	1:C:186:LEU:HD11	1.38	1.05
1:E:137:VAL:HG13	1:E:138:GLY:H	1.22	1.05
1:E:153:LEU:HD12	1:E:158:LEU:HA	1.40	1.04
1:C:149:VAL:HG12	2:D:226:HOH:O	1.57	1.03
2:A:321:HOH:O	1:B:102:ARG:HD3	1.56	1.03
1:E:173:ILE:HG21	1:E:188:ALA:HB2	1.37	1.03
1:E:49:VAL:HG23	1:E:109:VAL:HG21	1.41	1.02
1:E:94:HIS:HB2	1:E:96:ASN:HD22	1.23	1.02
1:A:12:THR:HG21	1:A:166:ASP:HB3	1.37	1.02
1:D:81:ARG:HH22	1:D:198:ASN:ND2	1.56	1.02
1:E:81:ARG:HH12	1:E:198:ASN:HD21	1.06	1.02
1:F:7:PRO:O	1:F:19:THR:HB	1.59	1.02
1:A:157:GLU:OE2	1:A:157:GLU:HA	1.58	1.02
1:A:173:ILE:HD13	1:A:184:GLU:HB3	1.39	1.01
1:D:98:LYS:HB3	1:D:102:ARG:HH22	1.25	1.01
1:F:140:LEU:HG	1:F:203:LEU:HD13	1.42	1.01
1:A:91:LYS:HB2	1:A:91:LYS:NZ	1.72	1.01
1:E:157:GLU:HB2	2:E:249:HOH:O	1.59	1.01
1:A:178:GLU:N	1:A:178:GLU:OE2	1.93	1.00
1:E:36:LEU:HG	2:E:248:HOH:O	1.60	1.00
1:E:81:ARG:HH12	1:E:198:ASN:HD21	1.03	1.00
1:F:24:VAL:HB	1:F:90:PRO:HD3	1.44	1.00
1:C:19:THR:HG21	1:C:186:LEU:HD21	1.37	1.00
1:E:18:GLN:HB2	1:E:83:LEU:HD22	1.39	1.00
1:A:184:GLU:HG3	2:A:283:HOH:O	1.62	0.99
1:F:111:PHE:CE2	2:F:207:HOH:O	2.15	0.99
1:B:140:LEU:HG	1:B:203:LEU:HD13	1.45	0.98
1:B:17:VAL:HG13	1:B:83:LEU:HA	1.46	0.98
1:A:47:ARG:HG2	1:A:47:ARG:HH21	1.26	0.98
1:D:161:ARG:HG3	1:D:161:ARG:HH11	1.29	0.98
1:A:181:GLY:HA3	2:A:281:HOH:O	1.64	0.98
1:A:107:LYS:HB2	1:A:107:LYS:HZ3	1.27	0.97
1:F:124:ARG:HB3	1:F:124:ARG:NH1	1.79	0.97
1:C:192:GLU:OE2	2:C:241:HOH:O	1.82	0.97
1:D:31:SER:HB3	1:D:32:PRO:HD3	1.46	0.97
1:B:18:GLN:NE2	2:B:329:HOH:O	1.95	0.97
1:B:96:ASN:HD22	1:B:96:ASN:H	1.06	0.97
1:F:137:VAL:HG22	1:F:158:LEU:HD21	1.44	0.97
1:D:111:PHE:O	1:D:134:ALA:HA	1.65	0.97
1:A:205:ASP:HA	1:F:161:ARG:NH1	1.79	0.97
1:A:91:LYS:HB2	1:A:91:LYS:HZ2	1.29	0.97

Continued on next page...

Continued from previous page...

Atom-1	Atom-2	Interatomic distance (Å)	Clash overlap (Å)
1:F:167:LEU:O	1:F:171:ASP:HB2	1.65	0.96
1:E:81:ARG:HB3	2:E:296:HOH:O	1.65	0.96
1:F:54:TYR:HB2	1:F:75:SER:HB2	1.45	0.96
1:E:167:LEU:HD23	2:E:270:HOH:O	1.65	0.96
1:F:19:THR:HG21	1:F:186:LEU:HD21	1.47	0.96
1:B:54:TYR:O	1:B:73:LEU:HA	1.65	0.96
1:C:161:ARG:HG3	1:C:161:ARG:HH11	1.31	0.96
1:F:12:THR:HG21	1:F:166:ASP:OD1	1.66	0.95
1:A:66:THR:HG23	1:A:69:SER:HB3	1.48	0.95
1:D:157:GLU:OE1	1:E:47:ARG:HD2	1.65	0.95
1:E:123:LEU:HB3	1:E:129:LEU:HB3	1.49	0.95
1:B:93:PHE:HE1	1:B:101:TYR:HH	1.05	0.95
1:A:184:GLU:HG3	2:A:282:HOH:O	1.67	0.95
1:D:148:LEU:HG	2:D:224:HOH:O	1.67	0.95
1:D:85:LEU:HD21	1:D:87:LEU:HD21	1.48	0.95
1:C:187:GLU:OE1	2:C:302:HOH:O	1.82	0.94
1:E:58:GLY:HA2	1:F:98:LYS:NZ	1.81	0.94
1:F:38:ARG:HG3	2:F:233:HOH:O	1.67	0.94
1:D:153:LEU:HD22	1:D:157:GLU:HB3	1.47	0.94
1:A:91:LYS:HB3	1:A:92:PRO:HD3	1.48	0.94
1:A:79:SER:HB3	1:A:84:CYS:HA	1.47	0.94
1:B:156:ARG:HG3	1:C:47:ARG:CZ	1.98	0.94
2:A:314:HOH:O	1:F:67:LYS:HB2	1.65	0.94
1:A:184:GLU:HG3	2:A:280:HOH:O	1.67	0.94
1:E:124:ARG:HD2	2:E:252:HOH:O	1.68	0.94
1:F:19:THR:HG23	1:F:84:CYS:HB3	1.47	0.94
1:A:12:THR:CG2	1:A:166:ASP:HB3	1.98	0.94
1:D:89:LEU:HD22	1:D:97:LEU:HD11	1.50	0.94
1:C:114:VAL:HG12	1:C:115:GLN:HG2	1.46	0.93
1:C:10:LYS:H	1:C:10:LYS:HD2	1.33	0.93
1:F:29:ASP:O	1:F:32:PRO:HD2	1.68	0.93
1:C:148:LEU:HD13	1:D:140:LEU:HD12	1.50	0.93
1:B:11:MSE:HB2	1:B:13:ASP:OD1	1.68	0.93
1:C:154:GLY:HA3	1:D:107:LYS:O	1.69	0.92
1:E:124:ARG:HD2	2:E:251:HOH:O	1.69	0.92
1:F:6:GLY:HA3	1:F:19:THR:HG22	1.48	0.92
1:D:33:TYR:HA	1:D:36:LEU:HD12	1.47	0.92
1:D:136:ASN:O	1:D:138:GLY:N	2.01	0.92
1:D:196:ILE:HG13	2:D:213:HOH:O	1.69	0.92
1:B:40:ASP:OD1	1:B:81:ARG:HB3	1.67	0.92
1:F:17:VAL:HG22	1:F:81:ARG:O	1.68	0.92

Continued on next page...

Continued from previous page...

Atom-1	Atom-2	Interatomic distance (Å)	Clash overlap (Å)
1:A:51:PHE:CZ	1:A:116:ILE:HD12	2.04	0.92
1:C:22:ILE:HD11	1:C:28:THR:HG21	1.51	0.92
1:E:192:GLU:OE1	2:E:274:HOH:O	1.86	0.92
1:A:37:ILE:HG23	1:A:80:THR:HG23	1.52	0.92
1:A:51:PHE:HZ	1:A:116:ILE:HD12	1.32	0.92
1:C:46:ASN:ND2	2:C:217:HOH:O	2.03	0.92
1:F:46:ASN:ND2	2:F:299:HOH:O	2.01	0.92
1:D:32:PRO:O	1:D:36:LEU:HG	1.70	0.91
1:C:50:ILE:HG12	1:C:197:VAL:HA	1.50	0.91
1:D:31:SER:HB2	1:D:32:PRO:HD3	1.50	0.91
1:C:94:HIS:HB2	1:C:96:ASN:ND2	1.85	0.91
1:A:107:LYS:HB2	1:A:107:LYS:NZ	1.83	0.91
1:E:121:ASP:OD2	2:E:275:HOH:O	1.88	0.91
1:E:11:MSE:HB2	1:E:15:SER:OG	1.70	0.91
1:B:37:ILE:HG23	1:B:80:THR:CG2	2.01	0.91
1:D:22:ILE:HD11	1:D:28:THR:HG21	1.53	0.91
1:D:145:ARG:HH12	1:D:202:GLN:HE21	0.96	0.91
1:B:53:VAL:HB	1:B:73:LEU:CD1	2.01	0.90
1:E:135:ILE:HD11	1:E:140:LEU:HB2	1.54	0.90
1:A:148:LEU:HD22	2:B:303:HOH:O	1.70	0.90
1:D:53:VAL:HG12	1:D:76:VAL:HG22	1.54	0.90
1:C:149:VAL:HG21	1:D:204:SER:HA	1.53	0.90
1:D:52:ASP:HB2	1:D:77:LYS:HE2	1.52	0.90
1:E:154:GLY:HA3	1:F:107:LYS:O	1.72	0.90
1:E:77:LYS:HD2	1:E:189:ALA:HB1	1.51	0.90
1:C:94:HIS:HB2	1:C:96:ASN:ND2	1.87	0.90
1:A:56:ASP:OD1	1:A:91:LYS:NZ	2.03	0.90
1:B:104:PHE:O	1:B:131:ILE:HA	1.71	0.90
1:B:110:THR:HA	1:B:133:ASN:ND2	1.86	0.90
1:E:77:LYS:HD2	1:E:189:ALA:HB1	1.51	0.90
1:C:10:LYS:HE3	1:C:10:LYS:H	1.36	0.89
1:C:94:HIS:HB2	1:C:96:ASN:HD21	1.36	0.89
1:C:124:ARG:HG3	1:C:124:ARG:HH11	1.37	0.89
1:A:20:LYS:HE2	1:A:33:TYR:CZ	2.08	0.89
1:D:37:ILE:HG23	1:D:80:THR:HG23	1.52	0.89
1:D:22:ILE:CD1	1:D:28:THR:HG21	2.03	0.89
1:A:81:ARG:HB3	2:A:279:HOH:O	1.73	0.89
1:A:132:ARG:NH2	1:F:119:ASP:OD1	2.05	0.89
1:B:46:ASN:HB3	2:B:308:HOH:O	1.73	0.89
1:B:86:PHE:HE1	1:B:88:ARG:HG2	1.37	0.89
1:C:114:VAL:N	2:C:227:HOH:O	2.04	0.89

Continued on next page...

Continued from previous page...

Atom-1	Atom-2	Interatomic distance (Å)	Clash overlap (Å)
1:D:17:VAL:HG21	1:D:194:TRP:HB2	1.54	0.89
1:A:135:ILE:HD11	1:A:140:LEU:HB2	1.53	0.89
1:F:139:LYS:HB2	1:F:151:GLU:OE1	1.73	0.89
1:C:178:GLU:OE1	2:C:249:HOH:O	1.90	0.89
1:C:51:PHE:HA	1:C:77:LYS:O	1.73	0.89
1:E:119:ASP:OD2	1:F:132:ARG:HD2	1.72	0.88
1:D:31:SER:HB2	1:D:32:PRO:HD3	1.55	0.88
1:B:96:ASN:HD22	1:B:96:ASN:H	1.21	0.88
1:A:38:ARG:O	1:A:42:ILE:HD12	1.73	0.88
1:A:135:ILE:HD12	1:A:136:ASN:N	1.89	0.88
1:B:124:ARG:HD2	2:B:272:HOH:O	1.73	0.88
1:C:19:THR:CG2	1:C:186:LEU:HD21	2.02	0.88
1:E:59:PHE:CZ	1:F:98:LYS:HG3	2.09	0.88
1:A:91:LYS:HB3	1:A:92:PRO:CD	2.04	0.88
1:A:73:LEU:N	1:A:127:HIS:NE2	2.22	0.88
1:D:173:ILE:HA	1:D:176:LYS:HE3	1.56	0.88
1:F:55:TRP:NE1	1:F:119:ASP:OD1	2.07	0.88
1:F:124:ARG:HB3	1:F:124:ARG:HH11	1.37	0.88
1:D:118:GLU:HG2	2:E:234:HOH:O	1.73	0.88
1:E:23:ASP:OD1	1:E:88:ARG:HD2	1.73	0.88
1:A:136:ASN:C	1:A:136:ASN:HD22	1.77	0.88
1:B:25:GLY:H	1:B:28:THR:HB	1.38	0.88
1:B:96:ASN:HD22	1:B:96:ASN:H	1.19	0.88
1:C:53:VAL:HB	1:C:73:LEU:HD11	1.56	0.87
1:C:11:MSE:HE2	1:C:11:MSE:HA	1.55	0.87
1:C:162:VAL:HB	1:C:199:VAL:HG22	1.55	0.87
1:E:31:SER:HB3	1:E:32:PRO:HD3	1.56	0.87
1:F:169:GLN:HB3	2:F:251:HOH:O	1.74	0.87
1:F:8:LYS:HD3	1:F:16:TYR:HB3	1.55	0.87
1:A:86:PHE:HD1	1:A:88:ARG:HH22	1.23	0.87
1:F:187:GLU:OE1	2:F:293:HOH:O	1.93	0.87
1:B:29:ASP:OD2	1:B:31:SER:HB2	1.75	0.86
1:D:53:VAL:HB	1:D:73:LEU:HD11	1.55	0.86
1:C:81:ARG:NH2	1:C:201:ASP:OD2	2.07	0.86
1:A:46:ASN:HA	2:A:265:HOH:O	1.75	0.86
1:C:111:PHE:O	1:C:135:ILE:HG22	1.74	0.86
1:D:123:LEU:HB3	1:D:129:LEU:HB3	1.57	0.86
1:B:54:TYR:HB2	1:B:75:SER:HB3	1.57	0.86
1:B:175:ALA:O	2:B:233:HOH:O	1.94	0.86
1:E:77:LYS:HD2	1:E:189:ALA:O	1.75	0.86
1:E:173:ILE:CG2	1:E:188:ALA:HB2	2.05	0.85

Continued on next page...

Continued from previous page...

Atom-1	Atom-2	Interatomic distance (Å)	Clash overlap (Å)
1:C:115:GLN:HE22	1:C:152:PHE:HA	1.39	0.85
1:E:156:ARG:HG3	1:F:47:ARG:NH1	1.91	0.85
1:D:37:ILE:HG23	1:D:80:THR:CG2	2.06	0.85
1:D:131:ILE:HB	1:D:134:ALA:HB2	1.58	0.85
1:D:157:GLU:OE2	2:D:251:HOH:O	1.93	0.85
1:E:111:PHE:O	1:E:134:ALA:HA	1.76	0.85
1:E:57:VAL:HG13	1:E:71:TRP:NE1	1.92	0.85
1:E:24:VAL:HB	1:E:90:PRO:HD3	1.59	0.85
1:C:32:PRO:O	1:C:35:SER:HB2	1.75	0.85
1:F:160:HIS:NE2	2:F:216:HOH:O	2.09	0.85
1:B:4:PHE:HA	1:B:20:LYS:HB2	1.58	0.85
1:E:140:LEU:HD23	1:E:203:LEU:HD13	1.59	0.85
1:F:19:THR:HG22	1:F:20:LYS:H	1.39	0.85
1:C:22:ILE:HD11	1:C:28:THR:HG21	1.59	0.85
1:C:178:GLU:OE2	1:D:38:ARG:NH2	2.10	0.85
1:A:75:SER:HB3	1:A:88:ARG:HA	1.58	0.85
1:B:187:GLU:O	1:B:191:ILE:HG13	1.77	0.85
1:F:147:THR:O	1:F:150:LEU:HG	1.77	0.85
1:A:80:THR:O	2:A:228:HOH:O	1.94	0.85
1:E:81:ARG:HH12	1:E:198:ASN:HD21	1.20	0.84
1:E:137:VAL:HG22	1:E:158:LEU:HD21	1.57	0.84
1:C:54:TYR:HB2	1:C:75:SER:HB2	1.59	0.84
1:D:56:ASP:HB2	1:D:74:SER:HB2	1.57	0.84
1:F:170:LEU:HD21	1:F:192:GLU:OE2	1.78	0.84
1:C:89:LEU:HD22	1:C:97:LEU:HD11	1.58	0.84
1:F:47:ARG:O	1:F:109:VAL:HB	1.76	0.84
1:A:101:TYR:CG	1:F:57:VAL:HG11	2.11	0.84
1:D:47:ARG:HD3	1:D:108:PHE:O	1.76	0.84
1:C:3:SER:O	2:C:246:HOH:O	1.94	0.84
1:C:20:LYS:O	1:C:22:ILE:HG22	1.76	0.84
1:E:4:PHE:HB3	1:E:18:GLN:HB3	1.59	0.84
1:B:115:GLN:N	1:B:136:ASN:HD21	1.75	0.84
1:C:10:LYS:HD2	1:C:10:LYS:O	1.78	0.84
1:E:50:ILE:O	1:E:78:LEU:HA	1.76	0.84
1:E:119:ASP:O	1:E:123:LEU:N	2.09	0.84
1:C:151:GLU:HB3	1:C:152:PHE:CE2	2.12	0.84
1:E:177:TRP:HB3	1:F:38:ARG:HE	1.43	0.84
1:A:155:THR:HB	1:A:192:GLU:OE1	1.77	0.84
1:C:96:ASN:HB3	2:C:274:HOH:O	1.77	0.84
1:F:83:LEU:N	1:F:83:LEU:HD23	1.93	0.84
1:C:58:GLY:HA2	1:D:98:LYS:NZ	1.92	0.84

Continued on next page...

Continued from previous page...

Atom-1	Atom-2	Interatomic distance (Å)	Clash overlap (Å)
1:A:17:VAL:HG22	1:A:81:ARG:O	1.76	0.84
1:C:38:ARG:NH2	2:C:306:HOH:O	2.11	0.84
1:D:163:LEU:HD22	1:D:202:GLN:NE2	1.92	0.83
1:F:136:ASN:HB3	1:F:139:LYS:HG3	1.60	0.83
1:B:81:ARG:HG3	1:B:82:ASN:ND2	1.93	0.83
1:B:142:ALA:HA	1:B:150:LEU:HD12	1.59	0.83
1:C:11:MSE:SE	2:C:216:HOH:O	2.45	0.83
1:F:187:GLU:OE1	2:F:295:HOH:O	1.96	0.83
1:B:116:ILE:HA	1:B:119:ASP:OD2	1.78	0.83
1:D:156:ARG:O	1:D:156:ARG:HD3	1.76	0.83
1:F:137:VAL:CG2	1:F:158:LEU:HD21	2.09	0.83
1:A:10:LYS:HB2	1:A:16:TYR:CE2	2.14	0.83
1:D:140:LEU:O	1:D:140:LEU:HD12	1.78	0.83
1:D:102:ARG:HD2	2:D:291:HOH:O	1.78	0.83
1:F:45:GLY:O	1:F:46:ASN:HB2	1.76	0.83
1:D:81:ARG:HB2	1:D:81:ARG:NH1	1.94	0.83
1:F:202:GLN:O	1:F:206:GLU:HB2	1.79	0.83
1:D:53:VAL:HG12	1:D:76:VAL:HG22	1.60	0.83
1:B:3:SER:HB2	2:B:259:HOH:O	1.78	0.83
1:E:58:GLY:HA2	1:F:98:LYS:HZ1	1.41	0.83
1:C:76:VAL:HG12	1:C:78:LEU:HG	1.58	0.83
1:E:81:ARG:HH12	1:E:198:ASN:ND2	1.76	0.83
1:D:82:ASN:HB3	1:D:83:LEU:HD23	1.59	0.83
1:B:149:VAL:HB	2:B:277:HOH:O	1.78	0.83
1:E:23:ASP:HA	1:E:88:ARG:HB2	1.59	0.83
1:A:24:VAL:HG11	1:A:97:LEU:HG	1.60	0.82
1:D:151:GLU:HG2	1:D:152:PHE:CE2	2.14	0.82
1:C:149:VAL:HB	2:C:234:HOH:O	1.79	0.82
1:C:165:SER:OG	2:C:238:HOH:O	1.97	0.82
1:F:53:VAL:HG11	1:F:123:LEU:HD21	1.60	0.82
1:C:116:ILE:HD12	1:C:120:LEU:HD11	1.60	0.82
1:F:52:ASP:O	1:F:76:VAL:HG13	1.78	0.82
1:D:17:VAL:HG13	1:D:83:LEU:HA	1.62	0.82
1:A:150:LEU:HA	1:A:153:LEU:HD12	1.62	0.82
1:C:50:ILE:HB	1:C:79:SER:HB2	1.61	0.82
1:B:176:LYS:HB2	1:B:179:LYS:HE2	1.59	0.82
1:E:153:LEU:HD22	1:E:157:GLU:HB3	1.60	0.82
1:E:34:LEU:HD12	1:E:99:ASP:HB3	1.60	0.82
1:E:36:LEU:HG	2:E:248:HOH:O	1.79	0.82
1:B:176:LYS:HB2	1:B:179:LYS:HE2	1.61	0.82
1:A:201:ASP:OD1	2:A:251:HOH:O	1.96	0.82

Continued on next page...

Continued from previous page...

Atom-1	Atom-2	Interatomic distance (Å)	Clash overlap (Å)
1:E:131:ILE:HG22	1:E:134:ALA:HB2	1.62	0.82
1:E:96:ASN:N	1:E:96:ASN:HD22	1.77	0.82
1:F:123:LEU:HB3	1:F:129:LEU:HB3	1.62	0.82
1:D:46:ASN:ND2	2:D:250:HOH:O	2.04	0.82
1:D:81:ARG:HH11	1:D:81:ARG:CB	1.93	0.82
1:D:138:GLY:HA3	2:D:213:HOH:O	1.80	0.82
1:A:47:ARG:HH12	1:F:174:GLU:HG3	1.42	0.81
1:E:124:ARG:HD2	2:E:251:HOH:O	1.80	0.81
1:E:169:GLN:HA	1:E:169:GLN:HE21	1.45	0.81
1:B:53:VAL:HB	1:B:73:LEU:HD13	1.61	0.81
1:E:131:ILE:CG2	1:E:134:ALA:HB2	2.10	0.81
1:C:115:GLN:NE2	1:C:152:PHE:HA	1.94	0.81
1:D:135:ILE:HG12	1:D:137:VAL:H	1.45	0.81
1:D:187:GLU:O	1:D:191:ILE:HG13	1.80	0.81
1:A:132:ARG:HH21	1:F:119:ASP:CG	1.84	0.81
1:D:187:GLU:O	1:D:191:ILE:HG13	1.80	0.81
1:A:59:PHE:HB2	2:A:262:HOH:O	1.80	0.81
1:D:67:LYS:HG2	1:E:125:GLU:O	1.79	0.81
1:C:133:ASN:ND2	2:C:231:HOH:O	2.11	0.81
1:B:74:SER:O	1:B:89:LEU:N	2.12	0.81
1:B:139:LYS:HE2	2:B:264:HOH:O	1.80	0.81
1:D:22:ILE:HD11	1:D:24:VAL:HG22	1.62	0.81
1:C:76:VAL:HG21	1:C:100:LEU:HD21	1.62	0.81
1:E:18:GLN:HB2	1:E:83:LEU:CD2	2.09	0.81
1:E:137:VAL:HG13	1:E:138:GLY:N	1.96	0.81
1:F:184:GLU:HG3	2:F:305:HOH:O	1.79	0.81
1:A:50:ILE:HD13	1:A:112:VAL:HB	1.62	0.81
1:D:20:LYS:HG3	1:D:20:LYS:O	1.80	0.81
1:E:118:GLU:HG2	2:F:233:HOH:O	1.80	0.81
1:F:31:SER:HB2	1:F:32:PRO:HD3	1.63	0.81
1:F:153:LEU:HD13	1:F:157:GLU:HG3	1.63	0.81
1:A:79:SER:HB2	1:A:83:LEU:O	1.80	0.81
1:C:142:ALA:HB2	1:C:150:LEU:HB2	1.61	0.81
1:F:133:ASN:ND2	2:F:227:HOH:O	2.13	0.81
1:E:81:ARG:NH1	1:E:198:ASN:HD21	1.78	0.81
1:D:36:LEU:HG	2:D:257:HOH:O	1.81	0.81
1:C:38:ARG:NH2	2:C:307:HOH:O	2.13	0.81
1:C:10:LYS:CE	1:C:10:LYS:H	1.94	0.81
1:A:34:LEU:HD13	1:A:103:PHE:CD1	2.15	0.81
1:F:42:ILE:HG12	1:F:47:ARG:NE	1.96	0.81
1:B:84:CYS:HB2	2:B:226:HOH:O	1.80	0.81

Continued on next page...

Continued from previous page...

Atom-1	Atom-2	Interatomic distance (Å)	Clash overlap (Å)
1:E:112:VAL:HG13	1:E:135:ILE:HG23	1.60	0.81
1:A:66:THR:CG2	1:A:69:SER:HB3	2.11	0.80
1:B:145:ARG:HG2	1:B:145:ARG:HH11	1.43	0.80
1:C:50:ILE:O	1:C:78:LEU:HA	1.80	0.80
1:C:180:ALA:HA	1:C:184:GLU:OE2	1.81	0.80
1:B:114:VAL:HG11	1:B:154:GLY:O	1.81	0.80
1:B:67:LYS:HB3	1:C:128:GLY:CA	2.12	0.80
1:F:20:LYS:HG3	1:F:21:THR:N	1.93	0.80
1:D:50:ILE:HD13	1:D:197:VAL:HG22	1.62	0.80
1:C:10:LYS:H	1:C:10:LYS:NZ	1.80	0.80
1:B:156:ARG:HD2	1:B:157:GLU:OE1	1.82	0.80
1:B:34:LEU:HD13	1:B:103:PHE:HB2	1.61	0.80
1:E:97:LEU:HD11	2:E:233:HOH:O	1.80	0.80
1:A:33:TYR:HB3	1:A:85:LEU:HD11	1.63	0.80
1:D:174:GLU:HG2	1:E:108:PHE:CE1	2.16	0.80
1:D:81:ARG:HB2	1:D:81:ARG:HH11	1.45	0.80
1:A:133:ASN:ND2	2:A:223:HOH:O	1.91	0.80
1:E:19:THR:OG1	2:E:276:HOH:O	2.00	0.80
1:A:32:PRO:O	1:A:35:SER:HB2	1.80	0.80
1:C:75:SER:HA	1:C:87:LEU:O	1.81	0.80
1:A:144:ALA:O	1:A:146:GLY:N	2.15	0.80
1:A:161:ARG:HG2	1:A:161:ARG:HH11	1.47	0.80
1:C:148:LEU:HD13	1:D:140:LEU:CD1	2.12	0.80
1:D:47:ARG:HD2	1:D:47:ARG:N	1.97	0.80
1:B:96:ASN:HD22	1:B:96:ASN:N	1.78	0.80
1:B:140:LEU:O	1:B:140:LEU:HD12	1.82	0.80
1:C:85:LEU:HD12	1:C:86:PHE:N	1.95	0.80
1:F:97:LEU:C	1:F:99:ASP:H	1.85	0.80
1:A:121:ASP:HB3	1:A:125:GLU:OE2	1.82	0.80
1:D:50:ILE:HD13	1:D:197:VAL:HG22	1.64	0.80
1:A:116:ILE:HD12	1:A:120:LEU:HD11	1.62	0.80
1:F:195:LEU:O	1:F:199:VAL:HG23	1.81	0.80
1:C:19:THR:HG21	1:C:186:LEU:CD2	2.12	0.79
1:B:175:ALA:O	2:B:232:HOH:O	1.99	0.79
1:C:172:SER:HB2	2:C:288:HOH:O	1.81	0.79
1:D:105:ALA:HB2	1:D:130:VAL:O	1.82	0.79
1:F:19:THR:HG21	1:F:186:LEU:HD21	1.64	0.79
1:C:54:TYR:O	1:C:74:SER:N	2.14	0.79
1:F:66:THR:N	2:F:275:HOH:O	2.14	0.79
1:F:19:THR:HG22	1:F:20:LYS:N	1.94	0.79
1:D:104:PHE:CD2	1:D:131:ILE:HG12	2.16	0.79

Continued on next page...

Continued from previous page...

Atom-1	Atom-2	Interatomic distance (Å)	Clash overlap (Å)
1:C:96:ASN:N	1:C:96:ASN:HD22	1.80	0.79
1:F:135:ILE:HD11	1:F:140:LEU:HB2	1.64	0.79
1:C:10:LYS:H	1:C:10:LYS:CE	1.94	0.79
1:A:81:ARG:HD3	2:A:211:HOH:O	1.81	0.79
1:D:85:LEU:HD21	1:D:87:LEU:CD2	2.13	0.79
1:A:202:GLN:NE2	2:A:260:HOH:O	2.14	0.79
1:F:35:SER:HA	1:F:38:ARG:HH22	1.48	0.79
1:A:135:ILE:HD13	1:F:152:PHE:CD1	2.17	0.79
1:A:114:VAL:HG11	1:A:155:THR:HA	1.63	0.79
1:D:76:VAL:HG23	1:D:89:LEU:HD11	1.64	0.79
1:A:135:ILE:HD12	1:A:136:ASN:H	1.48	0.79
1:C:94:HIS:HB2	1:C:96:ASN:ND2	1.97	0.79
1:F:98:LYS:HB3	1:F:102:ARG:NH2	1.98	0.78
1:B:153:LEU:HA	1:C:110:THR:OG1	1.82	0.78
1:F:140:LEU:HG	1:F:203:LEU:HD13	1.64	0.78
1:D:9:PHE:O	1:D:11:MSE:HE3	1.82	0.78
1:E:31:SER:HB2	1:E:32:PRO:HD3	1.66	0.78
1:F:38:ARG:NE	2:F:234:HOH:O	1.99	0.78
1:F:10:LYS:HE2	1:F:14:GLY:HA2	1.65	0.78
1:A:66:THR:HG22	1:A:69:SER:HB3	1.64	0.78
1:C:175:ALA:HB1	1:D:43:LEU:HG	1.65	0.78
1:D:173:ILE:HA	1:D:176:LYS:HE3	1.65	0.78
1:E:124:ARG:NH2	2:E:270:HOH:O	2.12	0.78
1:C:153:LEU:HB3	1:C:157:GLU:HB3	1.63	0.78
1:C:154:GLY:HA3	1:D:107:LYS:O	1.83	0.78
1:B:67:LYS:HB2	2:B:313:HOH:O	1.82	0.78
1:C:7:PRO:O	1:C:19:THR:HB	1.82	0.78
1:E:12:THR:HG23	2:E:275:HOH:O	1.83	0.78
1:E:50:ILE:HG21	1:E:196:ILE:HB	1.63	0.78
1:F:107:LYS:HE3	1:F:132:ARG:NH2	1.97	0.78
1:D:155:THR:CG2	1:D:196:ILE:HD11	2.13	0.78
1:A:179:LYS:HE3	2:A:255:HOH:O	1.84	0.78
1:E:149:VAL:HG21	1:F:204:SER:HB3	1.65	0.78
1:E:94:HIS:HB2	1:E:96:ASN:ND2	1.99	0.78
1:D:55:TRP:HE1	1:E:132:ARG:NH2	1.81	0.78
1:B:160:HIS:NE2	2:B:324:HOH:O	2.17	0.78
1:E:137:VAL:CG2	1:E:158:LEU:HD21	2.13	0.78
1:A:42:ILE:HD13	1:F:174:GLU:HB3	1.64	0.78
1:A:57:VAL:HG22	1:A:71:TRP:CZ3	2.18	0.78
1:F:38:ARG:HB2	1:F:103:PHE:HE1	1.48	0.78
1:E:104:PHE:HA	1:E:111:PHE:CE2	2.19	0.78

Continued on next page...

Continued from previous page...

Atom-1	Atom-2	Interatomic distance (Å)	Clash overlap (Å)
1:B:187:GLU:O	1:B:191:ILE:HG13	1.84	0.78
1:E:113:GLY:O	1:E:137:VAL:HG12	1.84	0.78
1:A:77:LYS:CD	1:A:189:ALA:HB1	2.13	0.78
1:D:174:GLU:HG2	1:E:108:PHE:CZ	2.19	0.78
1:A:173:ILE:CD1	1:A:184:GLU:HB3	2.12	0.78
1:B:48:ALA:HB1	1:B:110:THR:O	1.84	0.77
1:E:152:PHE:CD1	1:F:135:ILE:HD13	2.19	0.77
1:A:57:VAL:HG21	1:B:102:ARG:HG2	1.67	0.77
1:B:37:ILE:HG23	1:B:80:THR:HG23	1.66	0.77
1:A:56:ASP:HA	2:A:321:HOH:O	1.83	0.77
1:A:150:LEU:HA	1:A:153:LEU:CD1	2.13	0.77
1:D:115:GLN:HG3	1:E:133:ASN:OD1	1.83	0.77
1:B:156:ARG:HG3	1:C:47:ARG:NH1	1.99	0.77
1:E:157:GLU:HB2	1:F:47:ARG:HG3	1.66	0.77
1:C:176:LYS:HB2	1:C:179:LYS:HE2	1.66	0.77
1:F:54:TYR:HE1	1:F:77:LYS:HB3	1.49	0.77
1:B:53:VAL:HG12	1:B:76:VAL:HG22	1.65	0.77
1:B:123:LEU:HD13	1:B:129:LEU:HD22	1.65	0.77
1:D:38:ARG:NH2	2:D:251:HOH:O	2.16	0.77
1:D:113:GLY:O	1:D:137:VAL:HG12	1.85	0.77
1:B:75:SER:OG	1:B:88:ARG:HA	1.83	0.77
1:A:121:ASP:OD1	2:A:257:HOH:O	2.02	0.77
1:F:35:SER:HA	1:F:38:ARG:NH2	1.97	0.77
1:B:57:VAL:HG11	1:C:101:TYR:HB3	1.66	0.77
1:C:10:LYS:CE	1:C:10:LYS:H	1.98	0.77
1:C:8:LYS:HD3	1:C:18:GLN:HG2	1.66	0.77
1:C:11:MSE:HE2	1:C:11:MSE:HA	1.66	0.77
1:D:81:ARG:HH22	1:D:198:ASN:ND2	1.81	0.77
1:B:175:ALA:O	2:B:232:HOH:O	2.02	0.77
1:F:46:ASN:ND2	2:F:265:HOH:O	2.18	0.77
1:A:178:GLU:HG2	1:A:179:LYS:HG3	1.66	0.77
1:D:80:THR:O	1:D:197:VAL:HG21	1.85	0.77
1:A:51:PHE:HB2	1:A:78:LEU:HD23	1.64	0.77
1:E:9:PHE:CE2	1:E:187:GLU:HA	2.19	0.77
1:F:144:ALA:HB1	1:F:206:GLU:OE1	1.84	0.77
1:A:154:GLY:HA3	1:B:107:LYS:O	1.85	0.77
1:C:81:ARG:HG2	1:C:197:VAL:HG11	1.67	0.77
1:A:33:TYR:HA	1:A:36:LEU:HD12	1.66	0.77
1:A:42:ILE:HG21	1:F:175:ALA:HB2	1.67	0.77
1:F:7:PRO:HD2	1:F:19:THR:HG21	1.65	0.77
1:A:101:TYR:HE2	1:A:128:GLY:O	1.68	0.77

Continued on next page...

Continued from previous page...

Atom-1	Atom-2	Interatomic distance (Å)	Clash overlap (Å)
1:F:34:LEU:HD21	1:F:87:LEU:HD11	1.64	0.77
1:D:192:GLU:O	1:D:196:ILE:HG12	1.84	0.77
1:F:197:VAL:HG13	2:F:256:HOH:O	1.84	0.77
1:B:53:VAL:HB	1:B:73:LEU:CD1	2.14	0.77
1:B:156:ARG:HH22	1:B:160:HIS:CD2	2.03	0.76
1:E:85:LEU:O	1:E:85:LEU:CG	2.26	0.76
1:A:66:THR:HG23	1:A:69:SER:HB3	1.67	0.76
1:A:27:SER:O	2:A:241:HOH:O	2.02	0.76
1:C:188:ALA:O	1:C:192:GLU:HG3	1.84	0.76
1:B:161:ARG:NH2	1:C:205:ASP:OD1	2.19	0.76
1:E:12:THR:HG21	1:E:166:ASP:HB3	1.67	0.76
1:E:52:ASP:HB3	1:E:77:LYS:HE2	1.65	0.76
1:A:57:VAL:HG11	1:B:101:TYR:HB3	1.67	0.76
1:D:81:ARG:CZ	1:D:197:VAL:HG11	2.16	0.76
1:F:114:VAL:HG22	1:F:137:VAL:HG11	1.68	0.76
1:C:144:ALA:HB3	1:C:203:LEU:HD22	1.67	0.76
1:E:81:ARG:HH12	1:E:198:ASN:ND2	1.83	0.76
1:D:145:ARG:NH1	1:D:202:GLN:HG3	1.99	0.76
1:A:195:LEU:HD21	2:A:219:HOH:O	1.86	0.76
1:A:80:THR:O	2:A:226:HOH:O	2.04	0.76
1:D:50:ILE:HG13	1:D:112:VAL:HB	1.67	0.76
1:D:52:ASP:OD2	2:D:255:HOH:O	2.04	0.76
1:F:31:SER:HB2	1:F:32:PRO:HD3	1.66	0.76
1:F:117:GLU:OE1	2:F:266:HOH:O	2.03	0.76
1:E:50:ILE:HG21	1:E:196:ILE:HB	1.68	0.76
1:E:39:GLU:O	1:E:43:LEU:HB2	1.86	0.76
1:A:148:LEU:HG	2:A:266:HOH:O	1.85	0.76
1:E:147:THR:HA	2:E:264:HOH:O	1.85	0.76
1:C:116:ILE:O	1:C:120:LEU:HG	1.86	0.76
1:A:156:ARG:HD2	1:B:47:ARG:HE	1.50	0.76
1:A:135:ILE:HA	2:A:235:HOH:O	1.83	0.76
1:C:94:HIS:HB2	1:C:96:ASN:HD21	1.50	0.76
1:C:24:VAL:HB	1:C:90:PRO:HD3	1.67	0.76
1:E:73:LEU:O	2:E:220:HOH:O	2.04	0.76
1:C:202:GLN:O	1:C:206:GLU:HG3	1.86	0.76
1:D:12:THR:O	2:D:268:HOH:O	2.03	0.76
1:F:51:PHE:HA	1:F:77:LYS:O	1.85	0.76
1:B:148:LEU:HG	2:B:256:HOH:O	1.85	0.75
1:A:90:PRO:HD2	1:A:97:LEU:HD11	1.68	0.75
1:E:145:ARG:NH2	1:E:162:VAL:HG13	2.01	0.75
1:A:42:ILE:HD13	1:F:175:ALA:HA	1.66	0.75

Continued on next page...

Continued from previous page...

Atom-1	Atom-2	Interatomic distance (Å)	Clash overlap (Å)
1:A:193:GLY:O	1:A:197:VAL:HG23	1.86	0.75
1:E:150:LEU:CD2	1:E:153:LEU:HD11	2.16	0.75
1:F:170:LEU:HD13	1:F:188:ALA:HA	1.66	0.75
1:B:48:ALA:HB2	1:B:110:THR:HB	1.68	0.75
1:B:156:ARG:HH22	1:B:160:HIS:HD2	1.34	0.75
1:E:139:LYS:HE3	1:E:143:GLU:OE2	1.86	0.75
1:B:73:LEU:HB3	1:B:93:PHE:HZ	1.50	0.75
1:E:67:LYS:HB2	2:E:275:HOH:O	1.86	0.75
1:F:172:SER:O	1:F:176:LYS:HG2	1.86	0.75
1:B:46:ASN:HB2	2:B:316:HOH:O	1.86	0.75
1:C:95:ASP:HB2	2:C:243:HOH:O	1.86	0.75
1:D:48:ALA:HB2	1:D:200:TRP:CD1	2.22	0.75
1:F:169:GLN:OE1	1:F:169:GLN:HA	1.84	0.75
1:A:12:THR:HG21	1:A:166:ASP:O	1.84	0.75
1:B:96:ASN:HD22	1:B:96:ASN:H	1.33	0.75
1:A:101:TYR:CE2	1:A:129:LEU:HD23	2.22	0.75
1:A:193:GLY:O	1:A:196:ILE:N	2.19	0.75
1:B:54:TYR:HB2	1:B:75:SER:HB3	1.68	0.75
1:D:104:PHE:HB3	1:D:131:ILE:HG12	1.68	0.75
1:A:179:LYS:CE	2:A:255:HOH:O	2.34	0.75
1:F:196:ILE:HD13	1:F:199:VAL:HG21	1.69	0.75
1:D:145:ARG:NH1	1:D:202:GLN:HE21	1.79	0.75
1:A:169:GLN:HB3	2:A:261:HOH:O	1.85	0.75
1:B:110:THR:HA	1:B:133:ASN:HD22	1.51	0.75
1:A:181:GLY:HA3	2:A:285:HOH:O	1.86	0.75
1:A:186:LEU:C	1:A:186:LEU:HD23	2.07	0.75
1:F:148:LEU:O	2:F:251:HOH:O	2.05	0.75
1:C:73:LEU:HG	1:C:73:LEU:O	1.86	0.75
1:C:53:VAL:HB	1:C:73:LEU:HD11	1.68	0.75
1:E:167:LEU:HA	2:E:268:HOH:O	1.87	0.75
1:D:94:HIS:HB2	1:D:96:ASN:OD1	1.86	0.75
1:B:58:GLY:HA3	1:B:70:GLY:HA3	1.68	0.75
1:D:136:ASN:OD1	2:D:213:HOH:O	2.04	0.75
1:C:121:ASP:HB3	1:C:125:GLU:OE2	1.87	0.75
1:F:80:THR:O	2:F:263:HOH:O	2.04	0.75
1:F:54:TYR:CB	1:F:75:SER:HB2	2.17	0.75
1:F:4:PHE:CG	1:F:20:LYS:HB2	2.21	0.75
1:A:122:LEU:O	1:A:126:ASN:HB2	1.87	0.75
1:C:170:LEU:HD11	1:C:174:GLU:OE1	1.86	0.74
1:D:163:LEU:HD22	1:D:202:GLN:HE22	1.52	0.74
1:E:58:GLY:HA3	1:E:70:GLY:HA3	1.67	0.74

Continued on next page...

Continued from previous page...

Atom-1	Atom-2	Interatomic distance (Å)	Clash overlap (Å)
1:A:79:SER:CB	1:A:84:CYS:HA	2.16	0.74
1:A:187:GLU:O	1:A:191:ILE:HG13	1.87	0.74
1:B:19:THR:OG1	2:B:237:HOH:O	2.04	0.74
1:E:58:GLY:HA2	1:F:98:LYS:HZ3	1.49	0.74
1:B:173:ILE:HD13	1:B:184:GLU:O	1.87	0.74
1:F:145:ARG:NH2	1:F:202:GLN:HG2	2.02	0.74
1:F:19:THR:HG22	1:F:20:LYS:N	2.01	0.74
1:D:76:VAL:HG12	1:D:78:LEU:HG	1.70	0.74
1:F:135:ILE:HD12	2:F:232:HOH:O	1.88	0.74
1:B:145:ARG:HH11	1:B:145:ARG:CG	1.99	0.74
1:E:8:LYS:HD3	1:E:16:TYR:HB3	1.69	0.74
1:F:151:GLU:HG3	2:F:304:HOH:O	1.88	0.74
1:B:81:ARG:NH1	1:B:81:ARG:HB2	2.03	0.74
1:A:56:ASP:OD2	2:A:321:HOH:O	2.05	0.74
1:E:47:ARG:NH1	1:E:108:PHE:O	2.19	0.74
1:A:22:ILE:HG22	1:A:23:ASP:N	2.02	0.74
1:B:84:CYS:HB2	2:B:227:HOH:O	1.88	0.74
1:B:152:PHE:CD1	1:C:135:ILE:HD13	2.22	0.74
1:E:11:MSE:HB2	1:E:13:ASP:OD1	1.87	0.74
1:E:57:VAL:HG11	1:F:101:TYR:CB	2.17	0.74
1:E:30:ILE:HG21	1:E:87:LEU:HD22	1.68	0.74
1:D:58:GLY:N	1:D:71:TRP:CD1	2.56	0.74
1:F:111:PHE:HE2	2:F:207:HOH:O	1.59	0.74
1:A:183:GLU:HB3	2:A:283:HOH:O	1.88	0.74
1:C:176:LYS:HB2	1:C:179:LYS:HE2	1.70	0.74
1:E:117:GLU:HG3	2:E:214:HOH:O	1.87	0.74
1:A:91:LYS:HB3	1:A:92:PRO:HD3	1.70	0.74
1:D:153:LEU:HD11	1:D:161:ARG:HG3	1.70	0.74
1:F:111:PHE:O	1:F:134:ALA:HA	1.88	0.74
1:E:84:CYS:SG	1:E:190:ALA:HA	2.28	0.74
1:A:59:PHE:HA	2:A:296:HOH:O	1.86	0.74
1:E:59:PHE:H	1:F:98:LYS:HZ1	1.35	0.73
1:F:137:VAL:HG13	1:F:138:GLY:N	2.02	0.73
1:A:9:PHE:O	1:A:11:MSE:HE3	1.89	0.73
1:B:96:ASN:HD22	1:B:96:ASN:H	1.35	0.73
1:B:202:GLN:NE2	1:B:206:GLU:OE2	2.20	0.73
1:E:118:GLU:HG3	1:F:130:VAL:CG1	2.18	0.73
1:C:98:LYS:HB3	1:C:102:ARG:NH1	2.02	0.73
1:D:81:ARG:HH22	1:D:198:ASN:HD21	1.36	0.73
1:B:23:ASP:OD2	1:B:88:ARG:HD2	1.87	0.73
1:C:56:ASP:N	1:C:74:SER:HB3	2.03	0.73

Continued on next page...

Continued from previous page...

Atom-1	Atom-2	Interatomic distance (Å)	Clash overlap (Å)
1:D:80:THR:O	2:D:278:HOH:O	2.06	0.73
1:B:42:ILE:HG12	1:B:47:ARG:NH2	2.03	0.73
1:B:195:LEU:O	1:B:199:VAL:HG23	1.87	0.73
1:C:10:LYS:H	1:C:10:LYS:CD	2.02	0.73
1:C:19:THR:CG2	1:C:186:LEU:HD21	2.17	0.73
1:A:76:VAL:HG12	1:A:89:LEU:HD11	1.71	0.73
1:F:72:SER:HB2	1:F:91:LYS:NZ	2.02	0.73
1:E:53:VAL:O	2:E:241:HOH:O	2.07	0.73
1:A:24:VAL:O	1:A:90:PRO:HB3	1.89	0.73
1:C:149:VAL:O	1:C:153:LEU:HG	1.88	0.73
1:B:58:GLY:O	1:B:70:GLY:HA3	1.89	0.73
1:F:174:GLU:OE1	1:F:192:GLU:OE2	2.06	0.73
1:D:10:LYS:HB2	1:D:16:TYR:CE2	2.24	0.73
1:A:155:THR:O	1:A:196:ILE:HD11	1.87	0.73
1:E:57:VAL:HG11	1:F:101:TYR:CB	2.19	0.73
1:B:40:ASP:OD1	1:B:83:LEU:HG	1.88	0.73
1:E:147:THR:HB	1:E:150:LEU:HG	1.68	0.73
1:A:132:ARG:HD2	2:F:219:HOH:O	1.88	0.73
1:C:22:ILE:HD11	1:C:28:THR:CG2	2.18	0.73
1:B:8:LYS:NZ	2:B:299:HOH:O	2.10	0.73
1:D:141:ALA:O	1:D:145:ARG:HG2	1.89	0.73
1:B:8:LYS:HG2	1:B:16:TYR:CD2	2.24	0.73
1:A:79:SER:HB2	2:A:217:HOH:O	1.88	0.73
1:B:148:LEU:HG	2:B:259:HOH:O	1.88	0.73
1:E:175:ALA:CB	1:F:43:LEU:HG	2.19	0.73
1:A:149:VAL:HG22	1:A:153:LEU:HD21	1.70	0.73
1:A:66:THR:CG2	1:A:69:SER:HB3	2.17	0.73
1:A:67:LYS:O	2:A:238:HOH:O	2.05	0.73
1:C:149:VAL:O	1:C:153:LEU:HG	1.88	0.73
1:D:137:VAL:HG13	1:D:138:GLY:N	2.03	0.73
1:C:94:HIS:HB2	1:C:96:ASN:ND2	2.04	0.73
1:B:51:PHE:HA	1:B:77:LYS:O	1.89	0.73
1:A:42:ILE:HG23	1:A:47:ARG:NH1	2.03	0.73
1:C:163:LEU:HD11	1:C:199:VAL:HG23	1.69	0.73
1:A:18:GLN:HB2	1:A:83:LEU:HD23	1.71	0.72
1:A:50:ILE:HG21	1:A:196:ILE:HB	1.71	0.72
1:C:179:LYS:NZ	2:C:246:HOH:O	2.22	0.72
1:D:97:LEU:HD22	1:D:100:LEU:HD22	1.69	0.72
1:B:12:THR:HG22	1:B:12:THR:O	1.89	0.72
1:C:10:LYS:O	1:C:11:MSE:HE2	1.90	0.72
1:E:4:PHE:CB	1:E:18:GLN:HB3	2.19	0.72

Continued on next page...

Continued from previous page...

Atom-1	Atom-2	Interatomic distance (Å)	Clash overlap (Å)
1:B:141:ALA:HB2	1:B:203:LEU:HD11	1.71	0.72
1:D:135:ILE:HD11	1:D:140:LEU:HB2	1.71	0.72
1:E:113:GLY:HA3	1:E:116:ILE:HD13	1.71	0.72
1:B:37:ILE:HG23	1:B:80:THR:HG21	1.71	0.72
1:E:177:TRP:O	1:E:185:GLN:NE2	2.23	0.72
1:E:58:GLY:HA2	1:F:98:LYS:NZ	2.04	0.72
1:F:51:PHE:CE2	1:F:111:PHE:HB3	2.24	0.72
1:A:148:LEU:HB2	2:B:242:HOH:O	1.89	0.72
1:E:147:THR:HG21	1:E:161:ARG:HH21	1.54	0.72
1:A:170:LEU:HD21	1:A:192:GLU:HG3	1.71	0.72
1:C:38:ARG:NH2	1:C:103:PHE:HD1	1.86	0.72
1:A:93:PHE:HB3	1:A:97:LEU:HD12	1.72	0.72
1:A:135:ILE:HD13	1:F:152:PHE:CD2	2.25	0.72
1:D:95:ASP:OD2	1:D:98:LYS:HE3	1.90	0.72
1:D:98:LYS:HB3	1:D:102:ARG:NH2	2.02	0.72
1:F:149:VAL:HG11	1:F:161:ARG:HH12	1.53	0.72
1:A:16:TYR:O	2:A:297:HOH:O	2.07	0.72
1:F:79:SER:OG	1:F:84:CYS:HA	1.90	0.72
1:F:153:LEU:HB3	1:F:157:GLU:HB3	1.70	0.72
1:B:194:TRP:CZ3	2:B:231:HOH:O	2.42	0.72
1:B:178:GLU:H	1:B:178:GLU:CD	1.93	0.72
1:C:111:PHE:HB2	1:C:134:ALA:HB2	1.69	0.72
1:D:117:GLU:OE1	2:D:246:HOH:O	2.07	0.72
1:A:59:PHE:HB2	2:A:262:HOH:O	1.87	0.72
1:A:69:SER:O	2:A:256:HOH:O	2.08	0.72
1:A:183:GLU:HB3	2:A:279:HOH:O	1.90	0.72
1:D:202:GLN:O	1:D:206:GLU:HG3	1.90	0.72
1:B:121:ASP:OD2	2:B:238:HOH:O	2.08	0.72
1:E:174:GLU:HG2	1:F:108:PHE:CE2	2.24	0.72
1:A:205:ASP:HB3	2:F:269:HOH:O	1.90	0.72
1:D:102:ARG:HD3	2:D:267:HOH:O	1.88	0.72
1:E:157:GLU:OE2	2:E:238:HOH:O	2.06	0.72
1:C:118:GLU:OE2	1:D:124:ARG:NH2	2.22	0.72
1:F:3:SER:O	1:F:20:LYS:HD3	1.89	0.72
1:A:98:LYS:O	1:A:102:ARG:HG3	1.90	0.72
1:A:156:ARG:HD2	1:B:47:ARG:HG3	1.71	0.72
1:E:31:SER:HB2	1:E:99:ASP:OD1	1.90	0.72
1:D:20:LYS:HB3	1:D:85:LEU:HD12	1.70	0.72
1:E:24:VAL:HB	1:E:88:ARG:O	1.88	0.72
1:D:173:ILE:HA	1:D:176:LYS:HE3	1.72	0.72
1:A:101:TYR:CB	1:F:57:VAL:HG11	2.19	0.72

Continued on next page...

Continued from previous page...

Atom-1	Atom-2	Interatomic distance (Å)	Clash overlap (Å)
1:A:114:VAL:HG11	1:A:155:THR:HA	1.70	0.72
1:C:105:ALA:HB1	1:C:132:ARG:HG3	1.71	0.72
1:A:91:LYS:HB3	1:A:92:PRO:CD	2.20	0.72
1:B:69:SER:HA	1:B:126:ASN:HD21	1.55	0.71
1:A:9:PHE:O	1:A:17:VAL:N	2.21	0.71
1:C:102:ARG:NH2	1:C:102:ARG:HG3	2.03	0.71
1:B:22:ILE:HD12	1:B:85:LEU:HD11	1.72	0.71
1:F:19:THR:CG2	1:F:20:LYS:N	2.52	0.71
1:D:202:GLN:HG3	1:D:206:GLU:OE2	1.89	0.71
1:A:115:GLN:HB3	1:B:132:ARG:O	1.90	0.71
1:E:88:ARG:HH11	1:E:88:ARG:HG2	1.54	0.71
1:D:161:ARG:HH11	1:D:161:ARG:CG	2.03	0.71
1:E:79:SER:HB2	1:E:84:CYS:HA	1.72	0.71
1:B:2:ALA:HA	1:B:33:TYR:OH	1.90	0.71
1:D:81:ARG:NH2	1:D:198:ASN:ND2	2.35	0.71
1:D:147:THR:HG22	1:D:150:LEU:HG	1.72	0.71
1:B:8:LYS:HG2	1:B:16:TYR:HD2	1.56	0.71
1:D:194:TRP:O	1:D:197:VAL:HB	1.90	0.71
1:C:22:ILE:HD11	1:C:24:VAL:HA	1.72	0.71
1:C:151:GLU:HB3	1:C:152:PHE:CZ	2.25	0.71
1:D:153:LEU:HD22	1:D:157:GLU:CB	2.20	0.71
1:C:161:ARG:HH11	1:C:161:ARG:CG	2.01	0.71
1:C:22:ILE:HD11	1:C:28:THR:HG21	1.70	0.71
1:D:145:ARG:HH12	1:D:202:GLN:NE2	1.80	0.71
1:E:137:VAL:CG1	1:E:138:GLY:H	2.02	0.71
1:A:81:ARG:HB3	2:A:281:HOH:O	1.90	0.71
1:A:98:LYS:HB3	1:A:102:ARG:NH2	2.05	0.71
1:C:19:THR:HG23	1:C:84:CYS:CB	2.11	0.71
1:C:145:ARG:HH11	1:C:145:ARG:CG	1.96	0.71
1:F:118:GLU:HG2	2:F:267:HOH:O	1.89	0.71
1:F:162:VAL:HG12	1:F:163:LEU:HD23	1.73	0.71
1:D:152:PHE:HE1	2:E:227:HOH:O	1.74	0.71
1:D:98:LYS:HB3	1:D:102:ARG:HH22	1.53	0.71
1:B:118:GLU:OE1	2:B:320:HOH:O	2.07	0.71
1:C:50:ILE:HB	1:C:197:VAL:HG22	1.73	0.71
1:D:67:LYS:HB2	2:D:282:HOH:O	1.91	0.71
1:B:54:TYR:OH	1:B:77:LYS:HE2	1.91	0.71
1:A:26:SER:HA	2:A:323:HOH:O	1.90	0.71
1:C:120:LEU:HB2	2:C:223:HOH:O	1.90	0.71
1:A:181:GLY:HA3	2:A:281:HOH:O	1.91	0.71
1:C:19:THR:HG22	1:C:20:LYS:N	2.05	0.71

Continued on next page...

Continued from previous page...

Atom-1	Atom-2	Interatomic distance (Å)	Clash overlap (Å)
1:B:149:VAL:HG21	1:C:204:SER:HB3	1.72	0.71
1:C:19:THR:HG21	1:C:186:LEU:HD21	1.72	0.71
1:C:176:LYS:HD2	1:C:176:LYS:O	1.91	0.71
1:F:149:VAL:HG23	1:F:152:PHE:HB2	1.72	0.71
1:A:156:ARG:HD2	1:B:47:ARG:NE	2.06	0.71
1:B:112:VAL:HA	1:B:135:ILE:HG23	1.72	0.71
1:F:89:LEU:O	2:F:299:HOH:O	2.07	0.71
1:E:31:SER:HB2	1:E:32:PRO:HD3	1.72	0.71
1:D:76:VAL:HG23	1:D:89:LEU:HD11	1.71	0.71
1:E:54:TYR:OH	1:E:77:LYS:HD3	1.91	0.71
1:B:57:VAL:HG13	1:B:71:TRP:CE2	2.26	0.71
1:D:155:THR:HG23	1:D:196:ILE:HD11	1.71	0.71
1:B:50:ILE:O	1:B:78:LEU:HA	1.91	0.71
1:C:147:THR:O	1:C:150:LEU:HG	1.91	0.71
1:C:136:ASN:OD1	2:C:207:HOH:O	2.06	0.71
1:A:72:SER:HA	1:A:127:HIS:NE2	2.06	0.71
1:B:96:ASN:HD22	1:B:96:ASN:N	1.86	0.71
1:E:136:ASN:C	1:E:136:ASN:HD22	1.93	0.71
1:E:178:GLU:H	1:F:38:ARG:NH1	1.88	0.71
1:B:22:ILE:HD12	1:B:85:LEU:HD11	1.73	0.71
1:B:113:GLY:HA3	1:B:116:ILE:HG21	1.71	0.71
1:C:145:ARG:HH11	1:C:145:ARG:HG3	1.56	0.71
1:A:81:ARG:HB2	1:A:197:VAL:HG11	1.71	0.70
1:D:22:ILE:HD12	1:D:23:ASP:H	1.56	0.70
1:A:48:ALA:HB2	1:A:200:TRP:CD1	2.25	0.70
1:A:187:GLU:HG2	1:A:191:ILE:HD12	1.71	0.70
1:A:156:ARG:NE	1:A:171:ASP:OD1	2.19	0.70
1:C:124:ARG:HD2	1:C:130:VAL:CG2	2.22	0.70
1:D:46:ASN:HA	2:D:265:HOH:O	1.91	0.70
1:A:68:THR:N	2:A:235:HOH:O	2.23	0.70
1:C:31:SER:HB3	1:C:99:ASP:OD2	1.92	0.70
1:F:90:PRO:HG2	1:F:93:PHE:HA	1.72	0.70
1:F:145:ARG:HH21	1:F:202:GLN:CG	2.04	0.70
1:C:10:LYS:HD2	1:C:10:LYS:O	1.90	0.70
1:C:59:PHE:CE1	1:D:98:LYS:HG3	2.26	0.70
1:B:47:ARG:O	1:B:109:VAL:HB	1.91	0.70
1:D:176:LYS:HB2	1:D:179:LYS:CD	2.20	0.70
1:A:68:THR:CA	2:A:235:HOH:O	2.40	0.70
1:D:115:GLN:HB2	1:E:107:LYS:HE2	1.72	0.70
1:C:155:THR:HB	1:C:192:GLU:OE1	1.90	0.70
1:D:73:LEU:N	1:D:127:HIS:NE2	2.39	0.70

Continued on next page...

Continued from previous page...

Atom-1	Atom-2	Interatomic distance (Å)	Clash overlap (Å)
1:F:149:VAL:HG22	1:F:149:VAL:O	1.88	0.70
1:A:163:LEU:HD21	1:A:199:VAL:HA	1.74	0.70
1:B:96:ASN:H	1:B:96:ASN:ND2	1.83	0.70
1:C:7:PRO:O	1:C:19:THR:HB	1.91	0.70
1:C:134:ALA:O	2:C:258:HOH:O	2.09	0.70
1:E:25:GLY:HA3	2:E:288:HOH:O	1.90	0.70
1:F:184:GLU:HG3	2:F:306:HOH:O	1.91	0.70
1:C:22:ILE:HD11	1:C:28:THR:HG21	1.73	0.70
1:F:17:VAL:HG11	1:F:190:ALA:HB1	1.73	0.70
1:E:18:GLN:CB	1:E:83:LEU:HD22	2.20	0.70
1:A:166:ASP:O	2:A:236:HOH:O	2.09	0.70
1:D:34:LEU:HD12	1:D:99:ASP:HB3	1.73	0.70
1:D:192:GLU:OE1	2:D:260:HOH:O	2.10	0.70
1:A:77:LYS:HD3	1:A:189:ALA:HB1	1.73	0.70
1:C:160:HIS:ND1	1:C:161:ARG:HD3	2.06	0.70
1:E:90:PRO:HB2	2:E:289:HOH:O	1.92	0.70
1:B:44:ASN:OD1	2:B:258:HOH:O	2.09	0.70
1:B:53:VAL:HB	1:B:73:LEU:HD11	1.73	0.70
1:F:139:LYS:HE2	1:F:151:GLU:OE1	1.92	0.70
1:C:151:GLU:HG2	1:C:152:PHE:CE2	2.27	0.70
1:B:96:ASN:H	1:B:96:ASN:ND2	1.90	0.70
1:A:191:ILE:HG22	1:A:191:ILE:O	1.92	0.70
1:F:20:LYS:HG3	1:F:21:THR:H	1.54	0.70
1:B:93:PHE:CG	1:B:97:LEU:HD12	2.26	0.70
1:B:157:GLU:OE1	1:C:47:ARG:HD2	1.92	0.69
1:E:21:THR:HA	1:E:86:PHE:O	1.92	0.69
1:A:116:ILE:HG12	1:A:136:ASN:HA	1.74	0.69
1:F:19:THR:HG21	1:F:186:LEU:HD21	1.73	0.69
1:F:112:VAL:HG13	1:F:135:ILE:HG23	1.73	0.69
1:A:72:SER:HB2	2:A:226:HOH:O	1.92	0.69
1:A:161:ARG:NH2	1:B:205:ASP:OD1	2.25	0.69
1:A:195:LEU:O	1:A:199:VAL:HG23	1.91	0.69
1:F:18:GLN:OE1	2:F:272:HOH:O	2.10	0.69
1:B:57:VAL:HG13	1:B:71:TRP:CE2	2.27	0.69
1:A:90:PRO:HG3	2:A:248:HOH:O	1.91	0.69
1:D:116:ILE:O	1:D:119:ASP:HB2	1.91	0.69
1:F:135:ILE:HD11	1:F:140:LEU:HD22	1.75	0.69
1:E:201:ASP:OD2	2:E:209:HOH:O	2.10	0.69
1:A:47:ARG:NH1	1:F:174:GLU:HG3	2.06	0.69
1:D:156:ARG:NE	1:D:167:LEU:HD13	2.07	0.69
1:A:3:SER:N	1:A:33:TYR:HE1	1.90	0.69

Continued on next page...

Continued from previous page...

Atom-1	Atom-2	Interatomic distance (Å)	Clash overlap (Å)
1:F:121:ASP:HA	1:F:124:ARG:HH12	1.58	0.69
1:F:148:LEU:HB2	2:F:211:HOH:O	1.91	0.69
1:E:150:LEU:HD22	1:E:153:LEU:HD11	1.73	0.69
1:A:34:LEU:HD22	1:A:103:PHE:CZ	2.26	0.69
1:B:44:ASN:HA	2:B:258:HOH:O	1.92	0.69
1:C:156:ARG:NH2	1:C:167:LEU:HB2	2.07	0.69
1:F:141:ALA:O	1:F:150:LEU:HD12	1.91	0.69
1:B:42:ILE:HA	1:B:47:ARG:HG3	1.74	0.69
1:B:136:ASN:ND2	2:B:217:HOH:O	2.26	0.69
1:D:141:ALA:O	1:D:145:ARG:HG2	1.92	0.69
1:D:176:LYS:HD3	1:D:179:LYS:HB2	1.75	0.69
1:E:167:LEU:O	1:E:171:ASP:HB2	1.93	0.69
1:C:118:GLU:CD	1:D:124:ARG:HH21	1.95	0.69
1:D:175:ALA:HB1	1:E:43:LEU:HG	1.74	0.69
1:F:67:LYS:HG2	2:F:301:HOH:O	1.91	0.69
2:E:228:HOH:O	1:F:46:ASN:HA	1.92	0.69
1:D:115:GLN:HG3	1:E:133:ASN:OD1	1.92	0.69
1:C:31:SER:HB2	1:C:32:PRO:HD3	1.74	0.69
1:D:8:LYS:HG2	1:D:16:TYR:HB3	1.74	0.69
1:F:97:LEU:C	1:F:99:ASP:N	2.44	0.69
1:E:96:ASN:N	1:E:96:ASN:HD22	1.90	0.69
1:C:124:ARG:HH11	1:C:124:ARG:CG	2.06	0.69
1:E:11:MSE:HG3	1:E:194:TRP:CD2	2.28	0.69
1:E:81:ARG:NH1	1:E:198:ASN:HD21	1.85	0.69
1:C:139:LYS:HD3	1:C:151:GLU:CD	2.13	0.69
1:F:95:ASP:O	1:F:98:LYS:HB2	1.92	0.69
1:B:96:ASN:H	1:B:96:ASN:ND2	1.87	0.69
1:C:38:ARG:CD	2:C:307:HOH:O	2.39	0.69
1:C:10:LYS:H	1:C:10:LYS:HE3	1.58	0.69
1:D:160:HIS:HB2	1:D:167:LEU:HD12	1.74	0.69
1:B:55:TRP:C	1:B:72:SER:O	2.30	0.69
1:F:58:GLY:O	1:F:70:GLY:HA3	1.92	0.69
1:A:101:TYR:CD2	1:A:129:LEU:HD23	2.28	0.69
1:A:163:LEU:HD22	1:A:202:GLN:HG3	1.75	0.69
1:E:17:VAL:HG22	1:E:82:ASN:O	1.92	0.69
1:F:124:ARG:HH11	1:F:124:ARG:HG2	1.57	0.69
1:C:19:THR:CG2	1:C:186:LEU:HD21	2.17	0.69
1:C:47:ARG:HB3	1:C:109:VAL:HA	1.75	0.69
1:D:141:ALA:O	1:D:144:ALA:HB3	1.93	0.69
1:A:151:GLU:OE2	2:A:233:HOH:O	2.11	0.69
1:B:51:PHE:CD2	1:B:111:PHE:HB3	2.27	0.69

Continued on next page...

Continued from previous page...

Atom-1	Atom-2	Interatomic distance (Å)	Clash overlap (Å)
1:B:80:THR:O	2:B:248:HOH:O	2.10	0.69
1:C:144:ALA:C	1:C:146:GLY:H	1.95	0.69
1:A:91:LYS:HB3	1:A:92:PRO:CD	2.23	0.69
1:A:178:GLU:OE1	2:A:253:HOH:O	2.10	0.69
1:D:81:ARG:HH22	1:D:198:ASN:HD22	1.40	0.69
1:A:94:HIS:HB2	2:A:249:HOH:O	1.93	0.69
1:A:11:MSE:SE	1:A:194:TRP:CG	2.96	0.69
1:F:66:THR:N	2:F:276:HOH:O	2.26	0.68
1:A:91:LYS:HZ2	1:A:91:LYS:CB	2.06	0.68
1:B:39:GLU:HG2	1:B:43:LEU:HD12	1.75	0.68
1:C:73:LEU:O	2:C:300:HOH:O	2.10	0.68
1:E:20:LYS:HE2	1:E:33:TYR:CE1	2.27	0.68
1:C:34:LEU:HD21	1:C:100:LEU:HD13	1.73	0.68
1:F:198:ASN:OD1	2:F:272:HOH:O	2.10	0.68
1:B:56:ASP:HB2	1:B:74:SER:HB3	1.74	0.68
1:B:96:ASN:HD22	1:B:96:ASN:N	1.85	0.68
1:A:135:ILE:HD13	1:F:152:PHE:CD1	2.29	0.68
1:D:122:LEU:O	1:D:126:ASN:HB2	1.93	0.68
1:C:155:THR:HB	2:C:233:HOH:O	1.94	0.68
1:A:186:LEU:HD23	1:A:186:LEU:O	1.94	0.68
1:F:66:THR:O	1:F:69:SER:HB2	1.93	0.68
1:C:142:ALA:HA	1:C:150:LEU:HB2	1.75	0.68
1:F:20:LYS:HE2	1:F:33:TYR:CE1	2.29	0.68
1:F:98:LYS:HB3	1:F:102:ARG:NH2	2.08	0.68
1:E:115:GLN:HG3	1:F:133:ASN:CG	2.13	0.68
1:A:191:ILE:HD11	2:A:320:HOH:O	1.91	0.68
1:C:89:LEU:HD13	1:C:93:PHE:CE1	2.28	0.68
1:D:40:ASP:O	1:D:44:ASN:HB2	1.92	0.68
1:D:73:LEU:HD11	1:D:76:VAL:HG22	1.75	0.68
1:F:20:LYS:HE2	1:F:33:TYR:CE1	2.28	0.68
1:C:38:ARG:HD3	2:C:306:HOH:O	1.91	0.68
1:B:152:PHE:CD2	1:C:135:ILE:HD13	2.29	0.68
1:C:22:ILE:HD11	1:C:28:THR:HG21	1.75	0.68
1:A:91:LYS:HB3	1:A:92:PRO:HD3	1.75	0.68
1:D:57:VAL:HG22	2:D:264:HOH:O	1.93	0.68
1:D:142:ALA:HA	1:D:147:THR:O	1.94	0.68
1:D:111:PHE:O	1:D:135:ILE:N	2.24	0.68
1:A:145:ARG:HD3	1:A:206:GLU:OE1	1.92	0.68
1:B:153:LEU:HA	1:C:110:THR:HG1	1.58	0.68
1:D:38:ARG:NH2	2:D:248:HOH:O	2.20	0.68
1:B:165:SER:O	1:B:167:LEU:HG	1.94	0.68

Continued on next page...

Continued from previous page...

Atom-1	Atom-2	Interatomic distance (Å)	Clash overlap (Å)
1:E:178:GLU:H	1:F:38:ARG:HH11	1.41	0.68
1:B:59:PHE:CD2	2:C:295:HOH:O	2.46	0.68
1:C:136:ASN:HB3	1:C:139:LYS:HB3	1.76	0.68
1:C:49:VAL:O	1:C:111:PHE:HA	1.93	0.68
1:F:66:THR:OG1	1:F:67:LYS:N	2.26	0.68
1:B:75:SER:HA	1:B:87:LEU:O	1.94	0.68
1:C:79:SER:HB3	1:C:84:CYS:HA	1.76	0.68
1:F:80:THR:O	2:F:265:HOH:O	2.10	0.68
1:C:181:GLY:O	1:C:185:GLN:HG3	1.94	0.68
1:E:118:GLU:OE2	2:E:275:HOH:O	2.11	0.68
1:F:67:LYS:HE2	1:F:67:LYS:HA	1.74	0.68
1:C:135:ILE:HD12	1:C:136:ASN:H	1.58	0.68
1:B:158:LEU:O	1:B:162:VAL:HG23	1.93	0.68
1:F:111:PHE:HD2	1:F:133:ASN:O	1.76	0.68
1:E:115:GLN:HG3	1:F:133:ASN:ND2	2.09	0.68
1:C:96:ASN:HD22	1:C:96:ASN:H	1.38	0.68
1:E:77:LYS:CD	1:E:189:ALA:O	2.42	0.68
1:B:173:ILE:HD13	1:B:184:GLU:O	1.94	0.68
1:F:196:ILE:HA	1:F:199:VAL:HG23	1.74	0.68
1:A:152:PHE:HD1	2:B:209:HOH:O	1.76	0.68
1:D:24:VAL:O	1:D:90:PRO:HD3	1.93	0.68
1:B:12:THR:HB	1:B:194:TRP:HH2	1.59	0.68
1:F:6:GLY:CA	1:F:19:THR:HB	2.23	0.68
1:F:35:SER:CA	1:F:38:ARG:HH22	2.07	0.68
1:A:104:PHE:O	1:A:131:ILE:HG23	1.94	0.68
1:D:10:LYS:NZ	1:D:14:GLY:HA2	2.09	0.68
1:D:161:ARG:HG3	1:D:161:ARG:NH1	2.05	0.68
1:E:151:GLU:OE1	2:E:292:HOH:O	2.11	0.68
1:B:34:LEU:HD22	1:B:103:PHE:CG	2.28	0.68
1:E:34:LEU:HD12	1:E:99:ASP:CB	2.23	0.68
1:E:174:GLU:HG2	1:F:108:PHE:CZ	2.29	0.68
1:D:156:ARG:HD3	1:D:156:ARG:C	2.14	0.67
1:C:118:GLU:HB2	2:C:289:HOH:O	1.93	0.67
1:E:115:GLN:HE22	1:E:152:PHE:HA	1.59	0.67
1:F:66:THR:OG1	1:F:67:LYS:N	2.28	0.67
1:A:73:LEU:HD22	1:A:123:LEU:CD2	2.24	0.67
1:C:104:PHE:CD2	1:C:131:ILE:HG12	2.28	0.67
1:C:179:LYS:NZ	2:C:250:HOH:O	2.27	0.67
1:D:98:LYS:HB3	1:D:102:ARG:NH2	2.08	0.67
1:E:148:LEU:HG	2:E:263:HOH:O	1.92	0.67
1:B:42:ILE:HG23	1:B:47:ARG:NE	2.08	0.67

Continued on next page...

Continued from previous page...

Atom-1	Atom-2	Interatomic distance (Å)	Clash overlap (Å)
1:C:85:LEU:HD12	1:C:85:LEU:C	2.14	0.67
1:D:22:ILE:HD13	1:D:28:THR:HG21	1.74	0.67
1:D:54:TYR:CD1	1:D:75:SER:HB3	2.29	0.67
1:C:55:TRP:NE1	1:C:119:ASP:OD1	2.27	0.67
1:B:156:ARG:NH2	1:B:160:HIS:CD2	2.62	0.67
1:E:96:ASN:N	1:E:96:ASN:HD22	1.93	0.67
1:A:91:LYS:HB2	1:A:91:LYS:HZ3	1.60	0.67
1:F:17:VAL:HA	1:F:82:ASN:O	1.94	0.67
1:A:181:GLY:CA	2:A:281:HOH:O	2.31	0.67
1:E:176:LYS:HD2	1:E:180:ALA:HB2	1.76	0.67
1:C:156:ARG:O	1:C:156:ARG:HD3	1.93	0.67
1:C:124:ARG:HD2	1:C:130:VAL:CG2	2.25	0.67
1:D:25:GLY:C	1:D:27:SER:H	1.97	0.67
1:F:34:LEU:HB3	1:F:103:PHE:CD1	2.29	0.67
1:F:183:GLU:HB2	2:F:305:HOH:O	1.94	0.67
1:A:139:LYS:O	1:A:143:GLU:HG3	1.95	0.67
1:B:161:ARG:NH1	2:B:248:HOH:O	2.17	0.67
1:E:54:TYR:HD1	1:E:75:SER:C	1.96	0.67
1:E:114:VAL:HG21	1:E:155:THR:HG23	1.77	0.67
1:F:149:VAL:O	1:F:151:GLU:N	2.26	0.67
1:C:54:TYR:CD1	1:C:75:SER:HB2	2.30	0.67
1:A:39:GLU:OE2	2:A:249:HOH:O	2.11	0.67
1:A:112:VAL:CG1	1:A:137:VAL:HB	2.24	0.67
1:C:143:GLU:OE2	2:C:264:HOH:O	2.12	0.67
2:D:265:HOH:O	1:E:102:ARG:HG2	1.95	0.67
1:C:185:GLN:O	1:C:188:ALA:HB3	1.93	0.67
1:B:140:LEU:HD12	1:B:140:LEU:C	2.13	0.67
1:F:10:LYS:HA	1:F:15:SER:O	1.95	0.67
1:D:66:THR:CB	1:D:69:SER:HB3	2.17	0.67
1:A:59:PHE:CA	2:A:296:HOH:O	2.43	0.67
1:F:57:VAL:HG13	1:F:71:TRP:CE2	2.29	0.67
1:F:114:VAL:HG11	1:F:155:THR:N	2.09	0.67
1:F:6:GLY:HA3	1:F:19:THR:HB	1.76	0.67
1:C:119:ASP:N	2:C:224:HOH:O	2.24	0.67
1:A:110:THR:O	1:A:112:VAL:HG23	1.95	0.67
1:C:173:ILE:HG21	1:C:184:GLU:O	1.94	0.67
1:E:188:ALA:O	1:E:192:GLU:HG3	1.94	0.67
1:F:169:GLN:HB3	2:F:250:HOH:O	1.95	0.67
1:D:31:SER:HB3	1:D:32:PRO:CD	2.22	0.67
1:B:175:ALA:O	2:B:230:HOH:O	2.12	0.67
1:B:161:ARG:HD3	2:B:248:HOH:O	1.94	0.67

Continued on next page...

Continued from previous page...

Atom-1	Atom-2	Interatomic distance (Å)	Clash overlap (Å)
1:A:153:LEU:HD22	1:A:157:GLU:HG2	1.77	0.67
1:C:104:PHE:CG	1:C:131:ILE:HG12	2.29	0.67
1:E:58:GLY:HA2	1:F:98:LYS:HZ2	1.60	0.67
1:D:48:ALA:HB2	1:D:200:TRP:HD1	1.58	0.67
1:B:116:ILE:H	1:B:136:ASN:HD21	1.43	0.67
1:E:203:LEU:HD23	1:E:206:GLU:OE2	1.95	0.67
1:D:25:GLY:C	1:D:27:SER:H	1.97	0.67
1:A:178:GLU:HG2	1:A:179:LYS:HG3	1.76	0.66
1:C:19:THR:CG2	1:C:186:LEU:HD21	2.25	0.66
1:E:187:GLU:O	1:E:191:ILE:HG13	1.95	0.66
1:F:123:LEU:HD22	1:F:129:LEU:HD13	1.77	0.66
1:A:132:ARG:HG2	1:F:118:GLU:HB2	1.77	0.66
1:B:67:LYS:HB3	1:C:128:GLY:HA3	1.76	0.66
1:B:152:PHE:CG	1:C:135:ILE:HD13	2.31	0.66
1:B:206:GLU:HA	2:B:227:HOH:O	1.95	0.66
1:F:82:ASN:HB2	1:F:83:LEU:HD23	1.77	0.66
1:F:24:VAL:O	1:F:90:PRO:HD3	1.95	0.66
1:D:153:LEU:HD22	1:D:157:GLU:CG	2.26	0.66
1:A:157:GLU:OE2	1:A:157:GLU:CA	2.38	0.66
1:B:55:TRP:CH2	1:B:123:LEU:HG	2.30	0.66
1:C:137:VAL:HG13	1:C:203:LEU:CD1	2.25	0.66
1:F:50:ILE:HG13	1:F:112:VAL:HB	1.76	0.66
1:C:115:GLN:OE1	1:C:115:GLN:HA	1.95	0.66
1:B:49:VAL:O	1:B:111:PHE:HA	1.94	0.66
1:E:40:ASP:CG	1:E:82:ASN:HD22	1.98	0.66
1:A:30:ILE:HD12	1:A:34:LEU:HD11	1.77	0.66
1:D:172:SER:O	1:D:176:LYS:HG3	1.94	0.66
1:F:103:PHE:O	1:F:106:SER:HB3	1.95	0.66
1:B:118:GLU:O	1:B:121:ASP:HB2	1.95	0.66
1:E:81:ARG:NH1	1:E:198:ASN:HD21	1.85	0.66
1:B:48:ALA:HB3	2:B:275:HOH:O	1.96	0.66
1:C:22:ILE:CD1	1:C:28:THR:HG21	2.26	0.66
1:C:162:VAL:HG11	1:C:199:VAL:HG13	1.77	0.66
1:B:93:PHE:CG	1:B:97:LEU:HD12	2.30	0.66
1:A:156:ARG:HD2	1:B:47:ARG:NE	2.09	0.66
1:B:73:LEU:O	2:B:242:HOH:O	2.13	0.66
1:C:68:THR:HG21	1:D:124:ARG:NH1	2.11	0.66
1:C:202:GLN:O	1:C:206:GLU:HG3	1.95	0.66
1:A:178:GLU:OE1	2:A:256:HOH:O	2.13	0.66
1:C:18:GLN:O	1:C:83:LEU:HA	1.95	0.66
1:B:104:PHE:CD1	1:B:129:LEU:HD21	2.30	0.66

Continued on next page...

Continued from previous page...

Atom-1	Atom-2	Interatomic distance (Å)	Clash overlap (Å)
1:C:10:LYS:HD2	1:C:10:LYS:O	1.95	0.66
1:A:57:VAL:HG22	1:A:71:TRP:CH2	2.30	0.66
1:A:57:VAL:HB	2:B:311:HOH:O	1.94	0.66
1:A:193:GLY:O	1:A:197:VAL:HG23	1.95	0.66
1:B:149:VAL:HG21	1:C:204:SER:HA	1.77	0.66
1:D:187:GLU:OE1	2:D:301:HOH:O	2.13	0.66
1:A:8:LYS:O	2:A:286:HOH:O	2.14	0.66
1:B:155:THR:OG1	2:B:219:HOH:O	2.13	0.66
1:A:117:GLU:HG2	2:A:254:HOH:O	1.95	0.66
1:D:169:GLN:O	1:D:173:ILE:HG13	1.96	0.66
1:C:142:ALA:HB1	1:C:147:THR:O	1.96	0.66
1:F:28:THR:HG22	1:F:29:ASP:N	2.11	0.66
1:A:10:LYS:HA	1:A:15:SER:O	1.96	0.66
1:F:57:VAL:HG22	1:F:71:TRP:CE2	2.30	0.66
1:A:50:ILE:HD12	1:A:112:VAL:HB	1.78	0.66
1:C:45:GLY:HA2	1:C:81:ARG:HE	1.61	0.66
1:E:76:VAL:HG21	1:E:100:LEU:HD21	1.76	0.66
1:F:198:ASN:O	1:F:201:ASP:HB2	1.96	0.66
1:F:114:VAL:HG12	1:F:115:GLN:HG2	1.77	0.66
1:D:81:ARG:NH2	1:D:198:ASN:HD21	1.91	0.66
1:D:160:HIS:HB2	1:D:167:LEU:CD1	2.26	0.66
1:C:173:ILE:HD13	1:C:184:GLU:O	1.95	0.66
1:A:123:LEU:HB3	1:A:129:LEU:HB3	1.78	0.66
1:F:117:GLU:O	2:F:266:HOH:O	2.14	0.66
1:E:34:LEU:HD11	1:E:100:LEU:HD13	1.78	0.66
1:B:81:ARG:HB2	1:B:197:VAL:HG11	1.77	0.66
1:C:76:VAL:HB	1:C:87:LEU:HB2	1.77	0.66
1:D:147:THR:HB	1:D:150:LEU:HG	1.78	0.66
1:E:99:ASP:OD2	1:E:102:ARG:NH2	2.29	0.66
1:F:6:GLY:HA3	1:F:19:THR:HG22	1.77	0.66
1:E:197:VAL:HG13	2:E:282:HOH:O	1.96	0.66
1:B:133:ASN:OD1	2:B:209:HOH:O	2.14	0.66
1:B:125:GLU:OE1	1:C:124:ARG:NH2	2.29	0.66
1:C:22:ILE:CD1	1:C:28:THR:HG21	2.25	0.66
1:C:53:VAL:HB	1:C:73:LEU:CD1	2.24	0.66
1:A:203:LEU:O	1:A:205:ASP:N	2.28	0.66
1:B:86:PHE:CE1	1:B:88:ARG:HG2	2.26	0.66
1:F:95:ASP:OD1	1:F:98:LYS:HE3	1.96	0.66
2:C:264:HOH:O	1:D:102:ARG:HD3	1.95	0.65
1:D:66:THR:HA	2:E:292:HOH:O	1.95	0.65
1:A:136:ASN:HD22	1:A:139:LYS:HB2	1.60	0.65

Continued on next page...

Continued from previous page...

Atom-1	Atom-2	Interatomic distance (Å)	Clash overlap (Å)
1:F:18:GLN:HB2	1:F:83:LEU:HD23	1.78	0.65
1:F:121:ASP:OD1	1:F:124:ARG:NH1	2.29	0.65
1:C:53:VAL:HB	1:C:73:LEU:CD1	2.26	0.65
1:D:104:PHE:HB3	1:D:131:ILE:HG13	1.75	0.65
1:D:81:ARG:HH11	1:D:81:ARG:CA	2.08	0.65
1:E:11:MSE:HE2	1:E:11:MSE:HA	1.77	0.65
1:B:9:PHE:CE2	1:B:186:LEU:HG	2.31	0.65
1:E:169:GLN:HA	1:E:169:GLN:NE2	2.11	0.65
1:F:191:ILE:O	1:F:195:LEU:HG	1.96	0.65
1:E:4:PHE:CE1	1:E:83:LEU:HB3	2.31	0.65
1:F:25:GLY:O	1:F:96:ASN:ND2	2.27	0.65
1:F:194:TRP:HA	2:F:263:HOH:O	1.96	0.65
1:A:66:THR:HG23	1:A:69:SER:OG	1.96	0.65
1:A:135:ILE:HD13	1:F:152:PHE:CD2	2.31	0.65
1:C:26:SER:HA	1:C:94:HIS:CD2	2.30	0.65
1:E:80:THR:HA	2:E:280:HOH:O	1.93	0.65
1:E:81:ARG:HH22	1:E:198:ASN:ND2	1.94	0.65
1:E:123:LEU:HB3	1:E:129:LEU:CB	2.24	0.65
1:F:106:SER:OG	2:F:247:HOH:O	2.13	0.65
1:A:85:LEU:HD21	1:A:87:LEU:HD21	1.77	0.65
1:E:153:LEU:CD1	1:E:158:LEU:HA	2.22	0.65
1:E:112:VAL:HG13	1:E:135:ILE:CG2	2.25	0.65
1:E:58:GLY:HA3	1:E:70:GLY:CA	2.27	0.65
1:B:18:GLN:HA	2:B:225:HOH:O	1.94	0.65
1:A:53:VAL:O	1:A:53:VAL:HG23	1.96	0.65
1:A:9:PHE:O	1:A:16:TYR:HA	1.97	0.65
1:D:24:VAL:O	1:D:90:PRO:HG3	1.96	0.65
1:E:201:ASP:OD2	2:E:209:HOH:O	2.13	0.65
1:C:163:LEU:HD11	1:C:195:LEU:O	1.96	0.65
1:D:38:ARG:NH2	2:D:252:HOH:O	2.25	0.65
1:B:125:GLU:O	2:B:318:HOH:O	2.15	0.65
1:D:12:THR:HG21	1:D:166:ASP:HB3	1.77	0.65
1:F:52:ASP:HB3	1:F:77:LYS:HG2	1.78	0.65
1:F:79:SER:CB	1:F:193:GLY:HA3	2.27	0.65
1:D:107:LYS:HE3	1:D:132:ARG:CZ	2.27	0.65
1:B:54:TYR:HB2	1:B:75:SER:HB2	1.77	0.65
1:D:84:CYS:SG	1:D:190:ALA:HA	2.37	0.65
1:A:119:ASP:OD2	1:B:132:ARG:HD2	1.96	0.65
1:C:191:ILE:HG23	2:C:288:HOH:O	1.95	0.65
1:B:4:PHE:CD2	1:B:83:LEU:HB3	2.32	0.65
1:C:19:THR:CG2	1:C:186:LEU:HD11	2.22	0.65

Continued on next page...

Continued from previous page...

Atom-1	Atom-2	Interatomic distance (Å)	Clash overlap (Å)
1:A:101:TYR:CE2	1:A:128:GLY:O	2.50	0.65
1:E:96:ASN:HD22	1:E:96:ASN:H	1.43	0.65
1:E:81:ARG:HH12	1:E:198:ASN:HD21	1.43	0.65
1:E:169:GLN:HA	1:E:169:GLN:HE21	1.62	0.65
1:F:84:CYS:HB2	2:F:209:HOH:O	1.95	0.65
1:F:135:ILE:HD13	1:F:137:VAL:HG23	1.78	0.65
2:A:292:HOH:O	1:F:118:GLU:HG2	1.97	0.65
1:C:40:ASP:OD2	1:C:81:ARG:HB3	1.96	0.65
1:C:102:ARG:HG3	1:C:102:ARG:HH21	1.60	0.65
1:B:152:PHE:CD2	1:C:135:ILE:HD13	2.31	0.65
1:D:135:ILE:HG21	1:D:200:TRP:CZ3	2.32	0.65
1:A:50:ILE:HG12	1:A:196:ILE:HG22	1.79	0.65
1:A:50:ILE:HG13	1:A:112:VAL:HB	1.78	0.65
1:C:37:ILE:HD11	1:C:85:LEU:HB2	1.77	0.65
1:E:10:LYS:HB2	1:E:16:TYR:CE1	2.32	0.65
1:F:170:LEU:CD1	1:F:188:ALA:HA	2.26	0.65
1:E:104:PHE:O	1:E:131:ILE:HA	1.96	0.65
1:A:58:GLY:HA3	1:A:71:TRP:CD1	2.32	0.65
1:C:152:PHE:CB	1:D:135:ILE:HD12	2.26	0.65
1:D:42:ILE:HG12	1:D:47:ARG:CG	2.27	0.65
1:B:49:VAL:HG23	1:B:109:VAL:HG21	1.79	0.65
1:D:73:LEU:HD11	1:D:76:VAL:HG22	1.79	0.65
1:B:135:ILE:HD11	1:B:140:LEU:HB2	1.79	0.65
1:B:116:ILE:H	1:B:136:ASN:ND2	1.93	0.65
1:C:19:THR:HG22	1:C:20:LYS:H	1.60	0.65
1:B:149:VAL:HB	2:B:281:HOH:O	1.97	0.65
1:A:67:LYS:O	1:B:128:GLY:HA3	1.97	0.65
1:C:10:LYS:H	1:C:10:LYS:HE3	1.60	0.65
1:B:39:GLU:HG2	1:B:43:LEU:HD12	1.78	0.65
1:A:181:GLY:CA	2:A:285:HOH:O	2.42	0.65
1:F:46:ASN:HA	2:F:230:HOH:O	1.94	0.65
1:A:12:THR:HG23	2:A:215:HOH:O	1.96	0.65
1:C:42:ILE:O	2:C:216:HOH:O	2.14	0.65
1:B:94:HIS:CE1	2:B:248:HOH:O	2.50	0.65
1:C:178:GLU:CD	1:C:178:GLU:H	2.01	0.65
1:E:192:GLU:CD	2:E:274:HOH:O	2.34	0.65
1:A:141:ALA:O	1:A:150:LEU:HD12	1.97	0.65
1:B:50:ILE:HG13	1:B:196:ILE:HG22	1.78	0.64
1:E:129:LEU:HD23	1:E:129:LEU:O	1.96	0.64
1:B:153:LEU:HD12	1:B:158:LEU:HA	1.78	0.64
1:D:23:ASP:OD1	1:D:88:ARG:NE	2.24	0.64

Continued on next page...

Continued from previous page...

Atom-1	Atom-2	Interatomic distance (Å)	Clash overlap (Å)
1:E:66:THR:HG23	1:E:66:THR:O	1.96	0.64
1:C:10:LYS:HA	1:C:16:TYR:CD2	2.32	0.64
1:D:57:VAL:O	1:D:57:VAL:HG23	1.96	0.64
1:C:38:ARG:CD	2:C:306:HOH:O	2.43	0.64
1:A:118:GLU:O	1:A:121:ASP:HB2	1.96	0.64
1:B:18:GLN:O	1:B:83:LEU:HA	1.96	0.64
1:C:148:LEU:O	2:C:250:HOH:O	2.14	0.64
1:F:38:ARG:HH21	1:F:38:ARG:HB3	1.61	0.64
1:C:38:ARG:NH2	2:C:310:HOH:O	2.30	0.64
1:F:79:SER:HB3	2:F:209:HOH:O	1.97	0.64
1:F:163:LEU:HD21	1:F:199:VAL:HA	1.78	0.64
1:C:20:LYS:NZ	2:C:237:HOH:O	2.31	0.64
1:E:178:GLU:OE2	1:F:38:ARG:NH1	2.29	0.64
1:F:202:GLN:O	1:F:206:GLU:HB2	1.97	0.64
1:C:162:VAL:HG11	1:C:199:VAL:HG13	1.78	0.64
1:F:29:ASP:OD2	1:F:32:PRO:HD3	1.97	0.64
1:E:163:LEU:HD21	1:E:199:VAL:HA	1.79	0.64
1:D:151:GLU:HG2	1:D:152:PHE:CE2	2.32	0.64
1:A:143:GLU:CB	1:F:148:LEU:HD13	2.27	0.64
1:D:75:SER:HA	1:D:89:LEU:HG	1.78	0.64
1:D:156:ARG:HG3	1:E:47:ARG:NH2	2.13	0.64
1:D:169:GLN:HB3	2:D:269:HOH:O	1.96	0.64
1:C:7:PRO:O	1:C:19:THR:HB	1.98	0.64
1:E:59:PHE:CE1	1:F:98:LYS:HG3	2.33	0.64
1:F:23:ASP:HA	1:F:88:ARG:HB2	1.79	0.64
1:B:67:LYS:HB2	2:B:311:HOH:O	1.97	0.64
1:C:189:ALA:O	1:C:192:GLU:HB2	1.97	0.64
1:D:118:GLU:OE1	1:E:124:ARG:NE	2.29	0.64
1:F:113:GLY:HA3	1:F:116:ILE:HD13	1.80	0.64
1:C:104:PHE:O	1:C:131:ILE:HA	1.97	0.64
1:D:85:LEU:HG	1:D:86:PHE:N	2.10	0.64
1:A:139:LYS:O	1:A:142:ALA:HB3	1.98	0.64
1:F:50:ILE:HG21	1:F:193:GLY:HA2	1.79	0.64
1:B:104:PHE:O	1:B:131:ILE:HA	1.97	0.64
1:D:81:ARG:NH2	1:D:197:VAL:HG12	2.13	0.64
1:E:2:ALA:HA	1:E:33:TYR:OH	1.98	0.64
1:B:94:HIS:HB2	2:B:234:HOH:O	1.97	0.64
1:A:91:LYS:O	1:A:93:PHE:N	2.30	0.64
1:C:10:LYS:HE3	1:C:10:LYS:H	1.63	0.64
1:F:7:PRO:O	1:F:19:THR:HB	1.97	0.64
1:C:148:LEU:HB3	1:D:140:LEU:HD11	1.79	0.64

Continued on next page...

Continued from previous page...

Atom-1	Atom-2	Interatomic distance (Å)	Clash overlap (Å)
1:D:81:ARG:NH2	1:D:201:ASP:OD1	2.28	0.64
1:A:178:GLU:HB3	1:B:38:ARG:NH1	2.13	0.64
1:B:31:SER:HB3	1:B:32:PRO:HD3	1.78	0.64
1:F:4:PHE:CD2	1:F:83:LEU:HD22	2.32	0.64
1:A:116:ILE:O	1:A:120:LEU:HG	1.98	0.64
1:B:124:ARG:HD2	2:B:276:HOH:O	1.97	0.64
1:C:136:ASN:O	1:C:138:GLY:N	2.31	0.64
1:E:89:LEU:HD22	1:E:97:LEU:HD11	1.79	0.64
1:A:149:VAL:HG22	1:A:153:LEU:HD21	1.78	0.64
1:D:169:GLN:HB3	2:D:272:HOH:O	1.98	0.64
1:D:192:GLU:O	1:D:196:ILE:HG12	1.98	0.64
1:A:57:VAL:HG23	2:A:318:HOH:O	1.97	0.64
1:E:169:GLN:HA	1:E:169:GLN:HE21	1.62	0.64
1:C:7:PRO:HD2	1:C:19:THR:HG21	1.78	0.64
1:C:111:PHE:O	1:C:134:ALA:HB1	1.98	0.64
1:E:185:GLN:O	1:E:188:ALA:HB3	1.97	0.64
1:F:135:ILE:HD11	1:F:137:VAL:HA	1.80	0.64
1:A:67:LYS:O	2:A:238:HOH:O	2.14	0.64
1:B:166:ASP:O	1:B:167:LEU:HD23	1.98	0.64
1:C:76:VAL:HG23	1:C:89:LEU:HD11	1.80	0.64
1:A:9:PHE:O	1:A:11:MSE:CE	2.46	0.64
1:C:68:THR:HG23	1:D:128:GLY:HA2	1.80	0.64
1:B:73:LEU:HB3	1:B:93:PHE:CZ	2.33	0.64
1:B:153:LEU:CD1	1:B:158:LEU:HA	2.27	0.64
1:D:42:ILE:HG12	1:D:47:ARG:HG2	1.80	0.64
1:A:20:LYS:HG2	1:A:33:TYR:CD1	2.33	0.64
1:D:57:VAL:O	1:E:98:LYS:NZ	2.31	0.64
1:B:9:PHE:HE2	1:B:186:LEU:HG	1.63	0.64
1:C:50:ILE:HG13	1:C:112:VAL:HB	1.80	0.64
1:B:81:ARG:HB2	1:B:81:ARG:HH11	1.63	0.64
1:A:95:ASP:OD2	1:A:98:LYS:HE3	1.97	0.64
1:A:73:LEU:HD22	1:A:123:LEU:HD21	1.80	0.64
1:B:142:ALA:HB2	1:B:150:LEU:CB	2.13	0.64
1:C:56:ASP:HA	2:D:268:HOH:O	1.98	0.64
1:D:46:ASN:O	1:D:47:ARG:HB2	1.98	0.64
1:E:84:CYS:SG	1:E:190:ALA:HA	2.38	0.64
1:E:56:ASP:O	1:E:57:VAL:HG23	1.98	0.64
1:A:38:ARG:HG2	1:A:42:ILE:CD1	2.28	0.64
1:C:19:THR:HG21	1:C:186:LEU:HD11	1.79	0.64
1:A:77:LYS:HD2	1:A:189:ALA:HB1	1.78	0.64
1:A:110:THR:O	1:A:112:VAL:HG23	1.97	0.64

Continued on next page...

Continued from previous page...

Atom-1	Atom-2	Interatomic distance (Å)	Clash overlap (Å)
1:E:10:LYS:HB2	1:E:16:TYR:CZ	2.33	0.64
1:F:45:GLY:O	2:F:257:HOH:O	2.15	0.64
1:B:169:GLN:CB	2:B:275:HOH:O	2.46	0.63
1:A:124:ARG:O	1:A:128:GLY:HA2	1.98	0.63
1:F:4:PHE:HZ	1:F:85:LEU:HD22	1.63	0.63
1:E:9:PHE:CD2	1:E:187:GLU:HA	2.32	0.63
1:E:169:GLN:HG2	2:E:308:HOH:O	1.98	0.63
1:B:24:VAL:HG13	1:B:28:THR:HB	1.80	0.63
1:D:95:ASP:OD1	1:D:98:LYS:HD2	1.97	0.63
1:D:104:PHE:HD2	1:D:131:ILE:HG12	1.60	0.63
1:C:139:LYS:O	1:C:139:LYS:HE3	1.98	0.63
1:A:112:VAL:HG12	1:A:137:VAL:HB	1.78	0.63
1:A:116:ILE:HG13	1:A:120:LEU:HG	1.80	0.63
1:A:47:ARG:HG2	1:A:47:ARG:NH2	2.00	0.63
1:C:5:ASP:OD1	1:C:20:LYS:NZ	2.30	0.63
1:E:95:ASP:CG	2:E:255:HOH:O	2.37	0.63
1:F:157:GLU:HA	1:F:157:GLU:OE1	1.98	0.63
1:C:182:PRO:HD2	1:C:183:GLU:OE1	1.98	0.63
1:F:54:TYR:HB2	1:F:75:SER:CB	2.25	0.63
1:A:162:VAL:HB	1:A:199:VAL:HG22	1.80	0.63
1:B:25:GLY:N	1:B:28:THR:HB	2.12	0.63
1:F:155:THR:HB	2:F:225:HOH:O	1.98	0.63
1:F:75:SER:HA	1:F:87:LEU:O	1.97	0.63
1:A:79:SER:HB3	1:A:84:CYS:HA	1.81	0.63
1:D:17:VAL:HA	1:D:82:ASN:O	1.98	0.63
1:E:1:SER:C	2:E:299:HOH:O	2.36	0.63
1:F:24:VAL:HG11	1:F:97:LEU:HD11	1.80	0.63
1:A:11:MSE:HG3	1:A:194:TRP:CD1	2.34	0.63
1:E:115:GLN:HG3	1:F:133:ASN:CG	2.18	0.63
1:A:205:ASP:HA	1:F:161:ARG:CZ	2.27	0.63
1:B:54:TYR:HE1	1:B:86:PHE:HE2	1.47	0.63
1:C:145:ARG:HH12	1:C:202:GLN:HG3	1.63	0.63
1:C:59:PHE:CZ	1:D:98:LYS:HG3	2.32	0.63
1:F:176:LYS:HE2	1:F:184:GLU:OE1	1.99	0.63
1:D:50:ILE:O	1:D:79:SER:N	2.28	0.63
1:F:38:ARG:HD3	2:F:235:HOH:O	1.99	0.63
1:C:20:LYS:HE2	1:C:22:ILE:CG2	2.21	0.63
1:C:22:ILE:O	1:C:22:ILE:HG13	1.97	0.63
1:C:50:ILE:HG12	1:C:197:VAL:CA	2.25	0.63
1:A:145:ARG:NH2	1:A:162:VAL:HG13	2.12	0.63
1:C:188:ALA:O	1:C:192:GLU:N	2.32	0.63

Continued on next page...

Continued from previous page...

Atom-1	Atom-2	Interatomic distance (Å)	Clash overlap (Å)
1:D:40:ASP:HB2	1:D:83:LEU:HD12	1.80	0.63
1:E:20:LYS:O	1:E:22:ILE:HG13	1.98	0.63
1:F:8:LYS:NZ	2:F:248:HOH:O	2.31	0.63
1:F:135:ILE:CD1	1:F:137:VAL:HA	2.28	0.63
1:E:72:SER:HB2	2:E:267:HOH:O	1.99	0.63
1:A:76:VAL:CG1	1:A:89:LEU:HD11	2.28	0.63
1:D:31:SER:HB2	1:D:32:PRO:CD	2.28	0.63
1:B:129:LEU:HD23	1:B:129:LEU:C	2.18	0.63
1:F:38:ARG:NH2	1:F:38:ARG:HB3	2.12	0.63
1:A:72:SER:OG	2:A:259:HOH:O	2.15	0.63
1:C:181:GLY:N	1:C:184:GLU:OE2	2.31	0.63
1:C:96:ASN:HD22	1:C:96:ASN:H	1.45	0.63
1:B:19:THR:HB	1:B:84:CYS:HB3	1.78	0.63
1:A:181:GLY:O	1:A:185:GLN:HG3	1.98	0.63
1:B:49:VAL:HG13	1:B:79:SER:O	1.99	0.63
1:A:135:ILE:HD13	1:F:152:PHE:CD1	2.33	0.63
1:C:161:ARG:HG3	1:C:161:ARG:HH11	1.62	0.63
1:E:202:GLN:O	1:E:206:GLU:HG2	1.99	0.63
1:C:137:VAL:HG13	1:C:203:LEU:HD11	1.81	0.63
1:A:81:ARG:HB3	2:A:278:HOH:O	1.98	0.63
1:A:174:GLU:O	1:B:38:ARG:HD2	1.99	0.63
1:A:168:GLY:O	1:A:172:SER:HB2	1.99	0.63
1:B:21:THR:HG23	1:B:86:PHE:HB3	1.80	0.63
1:B:193:GLY:O	1:B:197:VAL:HG23	1.99	0.63
1:D:149:VAL:O	1:D:153:LEU:HG	1.99	0.63
1:B:48:ALA:HA	1:B:109:VAL:HB	1.81	0.63
1:B:152:PHE:CE2	1:C:135:ILE:HD13	2.34	0.63
1:C:17:VAL:HG22	1:C:81:ARG:O	1.98	0.63
1:A:33:TYR:HB3	1:A:85:LEU:CD1	2.28	0.63
1:A:66:THR:HG23	1:A:69:SER:OG	1.99	0.63
1:B:3:SER:HB2	2:B:261:HOH:O	1.98	0.63
1:B:137:VAL:HG13	1:B:137:VAL:O	1.97	0.63
1:C:10:LYS:HD2	1:C:10:LYS:O	1.98	0.63
1:C:58:GLY:O	1:C:70:GLY:HA3	1.98	0.63
1:E:49:VAL:HG11	1:E:103:PHE:HZ	1.63	0.63
1:D:113:GLY:HA3	1:D:116:ILE:HG21	1.80	0.63
1:A:153:LEU:HD13	1:A:157:GLU:HG3	1.81	0.63
1:A:116:ILE:O	1:A:120:LEU:HG	1.99	0.63
1:C:195:LEU:O	1:C:199:VAL:HG23	1.98	0.63
1:E:96:ASN:HD22	1:E:96:ASN:H	1.46	0.63
1:F:176:LYS:HB2	1:F:179:LYS:HE3	1.81	0.63

Continued on next page...

Continued from previous page...

Atom-1	Atom-2	Interatomic distance (Å)	Clash overlap (Å)
1:A:10:LYS:HB2	1:A:16:TYR:CZ	2.33	0.63
1:E:124:ARG:NE	2:E:270:HOH:O	2.31	0.63
1:F:198:ASN:O	1:F:202:GLN:HB2	1.99	0.63
1:B:53:VAL:HA	1:B:75:SER:O	1.98	0.63
1:B:96:ASN:HD22	1:B:96:ASN:N	1.95	0.63
1:D:53:VAL:HB	1:D:73:LEU:CD1	2.29	0.63
1:E:52:ASP:O	1:E:76:VAL:HA	1.98	0.63
1:A:192:GLU:O	1:A:196:ILE:HG12	1.97	0.62
1:E:57:VAL:HG11	1:F:101:TYR:HB3	1.80	0.62
1:F:36:LEU:O	1:F:40:ASP:HB2	1.99	0.62
1:D:34:LEU:HD13	1:D:103:PHE:HB2	1.81	0.62
1:A:115:GLN:O	1:B:107:LYS:HE2	2.00	0.62
1:B:195:LEU:O	1:B:199:VAL:HG23	2.00	0.62
1:D:8:LYS:HG3	1:D:18:GLN:HG2	1.81	0.62
1:E:52:ASP:OD1	1:E:53:VAL:N	2.32	0.62
1:C:148:LEU:HB2	2:C:235:HOH:O	1.98	0.62
1:E:174:GLU:OE1	1:F:47:ARG:NH1	2.31	0.62
1:D:47:ARG:O	1:D:109:VAL:HA	2.00	0.62
1:A:182:PRO:HA	1:A:185:GLN:HG3	1.80	0.62
1:B:120:LEU:HA	1:B:123:LEU:HD12	1.81	0.62
1:C:59:PHE:CE1	1:D:98:LYS:HE3	2.33	0.62
1:C:74:SER:O	1:C:89:LEU:N	2.26	0.62
1:E:150:LEU:HD21	1:E:161:ARG:CB	2.29	0.62
1:F:116:ILE:O	1:F:120:LEU:N	2.30	0.62
1:E:8:LYS:HD3	1:E:16:TYR:HB3	1.81	0.62
1:F:142:ALA:HB2	1:F:150:LEU:HB2	1.80	0.62
1:C:177:TRP:CZ2	1:C:185:GLN:HG2	2.33	0.62
1:D:10:LYS:HZ1	1:D:14:GLY:HA2	1.64	0.62
1:C:57:VAL:HG21	1:D:101:TYR:CB	2.30	0.62
1:A:50:ILE:HB	1:A:79:SER:OG	1.99	0.62
1:D:193:GLY:O	1:D:197:VAL:HG23	2.00	0.62
1:F:147:THR:HB	1:F:150:LEU:HG	1.81	0.62
1:A:121:ASP:O	1:A:124:ARG:N	2.32	0.62
1:C:113:GLY:O	1:C:137:VAL:HG12	1.99	0.62
1:F:80:THR:C	1:F:197:VAL:HG21	2.20	0.62
1:E:107:LYS:NZ	1:E:132:ARG:NH2	2.47	0.62
1:C:79:SER:OG	1:C:193:GLY:HA3	1.99	0.62
1:C:187:GLU:OE1	2:C:299:HOH:O	2.16	0.62
1:E:11:MSE:HB3	1:E:194:TRP:CH2	2.34	0.62
1:C:19:THR:HG22	1:C:20:LYS:N	2.15	0.62
1:E:81:ARG:CD	2:E:209:HOH:O	2.48	0.62

Continued on next page...

Continued from previous page...

Atom-1	Atom-2	Interatomic distance (Å)	Clash overlap (Å)
1:A:107:LYS:NZ	1:A:107:LYS:CB	2.56	0.62
1:D:135:ILE:HD13	1:D:200:TRP:HZ3	1.65	0.62
1:F:8:LYS:O	1:F:9:PHE:CG	2.53	0.62
1:C:124:ARG:HG3	1:C:124:ARG:HH11	1.65	0.62
1:D:176:LYS:HB2	1:D:179:LYS:HD2	1.80	0.62
1:F:115:GLN:NE2	1:F:151:GLU:O	2.31	0.62
1:B:163:LEU:HG	1:B:199:VAL:HG22	1.80	0.62
1:F:162:VAL:HG12	1:F:163:LEU:HD23	1.81	0.62
1:C:56:ASP:HA	2:C:262:HOH:O	1.98	0.62
1:C:183:GLU:H	1:C:183:GLU:CD	2.02	0.62
1:C:202:GLN:O	1:C:206:GLU:HB2	2.00	0.62
1:C:50:ILE:CG1	1:C:197:VAL:HA	2.27	0.62
1:B:136:ASN:HB3	1:B:139:LYS:HG3	1.81	0.62
1:C:10:LYS:HE3	1:C:10:LYS:H	1.63	0.62
1:A:10:LYS:HA	1:A:16:TYR:HA	1.80	0.62
1:B:124:ARG:HD2	2:B:273:HOH:O	1.99	0.62
1:D:161:ARG:NE	2:D:227:HOH:O	2.28	0.62
1:D:37:ILE:HD11	1:D:85:LEU:HD22	1.80	0.62
1:C:156:ARG:HD2	1:D:47:ARG:NE	2.14	0.62
1:B:176:LYS:HD2	1:B:180:ALA:HB2	1.81	0.62
1:C:156:ARG:N	2:C:211:HOH:O	2.14	0.62
1:F:153:LEU:HD22	1:F:157:GLU:HG2	1.81	0.62
1:F:153:LEU:HB3	1:F:157:GLU:HB3	1.81	0.62
1:A:22:ILE:HG22	1:A:23:ASP:H	1.61	0.62
1:A:154:GLY:HA3	1:B:107:LYS:O	1.98	0.62
1:D:154:GLY:HA3	1:E:107:LYS:O	1.99	0.62
1:D:102:ARG:HH21	1:D:102:ARG:HG3	1.64	0.62
1:F:19:THR:HG22	1:F:20:LYS:N	2.15	0.62
1:C:157:GLU:HB2	2:C:215:HOH:O	1.99	0.62
1:A:29:ASP:O	1:A:32:PRO:HD2	1.99	0.62
1:C:6:GLY:C	1:C:19:THR:HB	2.19	0.62
1:C:25:GLY:N	1:C:28:THR:OG1	2.31	0.62
1:D:11:MSE:HE2	1:D:11:MSE:HA	1.81	0.62
1:A:147:THR:CG2	1:A:150:LEU:HG	2.30	0.62
1:B:55:TRP:CZ3	1:B:73:LEU:HB2	2.35	0.62
1:C:77:LYS:NZ	2:C:211:HOH:O	2.27	0.62
1:A:155:THR:HG21	1:A:192:GLU:HB3	1.80	0.62
1:D:96:ASN:N	1:D:96:ASN:OD1	2.33	0.62
1:F:76:VAL:HG12	1:F:77:LYS:N	2.15	0.62
1:A:49:VAL:O	1:A:111:PHE:HA	2.00	0.62
1:A:112:VAL:HG22	1:A:135:ILE:CG2	2.30	0.62

Continued on next page...

Continued from previous page...

Atom-1	Atom-2	Interatomic distance (Å)	Clash overlap (Å)
1:A:182:PRO:HG2	2:A:297:HOH:O	2.00	0.62
1:A:71:TRP:O	1:A:126:ASN:ND2	2.32	0.62
1:F:171:ASP:O	1:F:174:GLU:HB2	2.00	0.62
1:B:73:LEU:HB3	1:B:93:PHE:HZ	1.65	0.62
1:C:23:ASP:OD1	1:C:88:ARG:NH2	2.33	0.62
1:F:169:GLN:O	1:F:173:ILE:HG13	1.99	0.62
1:A:107:LYS:HE2	1:F:115:GLN:O	2.00	0.62
1:B:137:VAL:HG23	1:B:203:LEU:CD1	2.30	0.62
1:F:22:ILE:HD12	1:F:85:LEU:HD11	1.82	0.61
1:F:28:THR:O	1:F:96:ASN:HB2	2.00	0.61
1:B:20:LYS:HE2	1:B:22:ILE:HD11	1.82	0.61
1:F:19:THR:CG2	1:F:20:LYS:H	2.13	0.61
1:B:115:GLN:N	1:B:136:ASN:ND2	2.46	0.61
1:B:31:SER:CB	1:B:32:PRO:HD3	2.30	0.61
1:B:67:LYS:HG2	1:C:125:GLU:O	2.00	0.61
1:A:25:GLY:O	1:A:90:PRO:HG3	2.00	0.61
1:C:115:GLN:NE2	1:C:152:PHE:CA	2.63	0.61
1:A:91:LYS:HB3	1:A:92:PRO:CD	2.29	0.61
1:A:91:LYS:N	1:A:92:PRO:HD2	2.14	0.61
1:B:152:PHE:CG	1:C:135:ILE:HD13	2.35	0.61
1:E:94:HIS:HB2	1:E:96:ASN:HD21	1.64	0.61
1:D:106:SER:CA	2:D:241:HOH:O	2.48	0.61
1:E:48:ALA:HB2	1:E:200:TRP:NE1	2.15	0.61
1:E:163:LEU:HD23	1:E:202:GLN:NE2	2.15	0.61
1:F:172:SER:O	1:F:176:LYS:HG2	2.00	0.61
1:A:159:ALA:HA	1:A:199:VAL:CG2	2.29	0.61
1:F:20:LYS:CG	1:F:21:THR:N	2.63	0.61
1:C:121:ASP:OD1	1:C:124:ARG:NH1	2.33	0.61
1:C:80:THR:HB	2:C:270:HOH:O	2.00	0.61
1:B:176:LYS:HB2	1:B:179:LYS:HE2	1.82	0.61
1:C:19:THR:HG22	1:C:20:LYS:N	2.14	0.61
1:E:13:ASP:OD1	1:E:14:GLY:N	2.33	0.61
1:F:181:GLY:N	1:F:184:GLU:OE2	2.24	0.61
1:C:182:PRO:HA	1:C:185:GLN:OE1	2.01	0.61
1:A:116:ILE:O	1:A:120:LEU:HG	2.00	0.61
1:C:135:ILE:HD12	2:C:220:HOH:O	1.99	0.61
1:A:24:VAL:CB	1:A:90:PRO:HD3	2.17	0.61
1:C:26:SER:HA	1:C:96:ASN:OD1	1.99	0.61
1:A:19:THR:HG22	1:A:84:CYS:HB3	1.81	0.61
1:B:46:ASN:HB2	2:B:309:HOH:O	2.00	0.61
1:C:93:PHE:HB2	2:C:291:HOH:O	2.01	0.61

Continued on next page...

Continued from previous page...

Atom-1	Atom-2	Interatomic distance (Å)	Clash overlap (Å)
1:E:32:PRO:O	1:E:35:SER:HB2	2.01	0.61
1:E:58:GLY:HA2	1:F:98:LYS:HE2	1.80	0.61
1:E:81:ARG:CZ	1:E:198:ASN:OD1	2.48	0.61
1:E:114:VAL:HB	2:E:216:HOH:O	2.00	0.61
1:F:162:VAL:HG12	1:F:202:GLN:NE2	2.15	0.61
1:D:198:ASN:HD22	1:D:198:ASN:N	1.96	0.61
1:F:66:THR:OG1	2:F:274:HOH:O	2.16	0.61
1:A:42:ILE:HG12	1:A:47:ARG:HG2	1.83	0.61
1:E:78:LEU:HD22	1:E:103:PHE:HE1	1.65	0.61
1:E:99:ASP:HA	1:E:102:ARG:NH2	2.16	0.61
1:C:81:ARG:NH1	1:C:201:ASP:OD2	2.28	0.61
1:F:4:PHE:CB	1:F:18:GLN:HB3	2.30	0.61
1:C:143:GLU:O	1:C:143:GLU:HG2	1.98	0.61
1:A:34:LEU:HD22	1:A:103:PHE:CE1	2.35	0.61
1:C:22:ILE:CD1	1:C:28:THR:HG21	2.30	0.61
1:E:58:GLY:CA	1:E:70:GLY:HA3	2.30	0.61
1:B:104:PHE:HB3	1:B:131:ILE:HG12	1.81	0.61
1:C:77:LYS:HD2	1:C:189:ALA:O	1.99	0.61
1:F:68:THR:O	1:F:71:TRP:N	2.29	0.61
1:C:54:TYR:CG	1:C:75:SER:HB2	2.35	0.61
1:D:55:TRP:HE1	1:E:132:ARG:HH21	1.46	0.61
1:D:135:ILE:HG21	1:D:200:TRP:HZ3	1.64	0.61
1:A:31:SER:N	1:A:32:PRO:CD	2.63	0.61
1:F:98:LYS:HB3	1:F:102:ARG:NH2	2.15	0.61
1:C:204:SER:OG	1:C:205:ASP:N	2.32	0.61
1:F:20:LYS:HE2	1:F:33:TYR:CZ	2.35	0.61
2:C:254:HOH:O	1:D:38:ARG:HD2	2.00	0.61
1:D:81:ARG:NH2	1:D:198:ASN:ND2	2.48	0.61
1:F:82:ASN:HB3	2:F:274:HOH:O	1.99	0.61
1:C:85:LEU:HD11	1:C:87:LEU:CD2	2.30	0.61
1:A:57:VAL:HG11	1:B:101:TYR:CB	2.30	0.61
1:B:32:PRO:HA	1:B:35:SER:HB2	1.83	0.61
1:A:18:GLN:HB3	2:A:229:HOH:O	2.01	0.61
1:F:7:PRO:O	1:F:19:THR:HB	2.00	0.61
1:F:123:LEU:HB3	1:F:129:LEU:O	2.00	0.61
1:D:156:ARG:HD3	1:D:156:ARG:C	2.21	0.61
1:E:21:THR:HA	1:E:86:PHE:HB3	1.83	0.61
1:E:23:ASP:HA	1:E:88:ARG:HB2	1.81	0.61
1:B:51:PHE:HA	1:B:77:LYS:O	2.00	0.61
1:E:58:GLY:CA	1:F:98:LYS:NZ	2.59	0.61
1:B:11:MSE:HG3	1:B:194:TRP:CD2	2.35	0.61

Continued on next page...

Continued from previous page...

Atom-1	Atom-2	Interatomic distance (Å)	Clash overlap (Å)
1:C:86:PHE:HE1	1:C:88:ARG:HG2	1.66	0.61
1:B:59:PHE:HD1	1:C:98:LYS:HZ3	1.47	0.61
1:B:156:ARG:NH1	1:B:171:ASP:OD1	2.31	0.61
1:B:147:THR:O	1:B:150:LEU:HG	2.01	0.61
1:B:176:LYS:HB2	1:B:179:LYS:HE2	1.82	0.61
1:D:24:VAL:HG13	1:D:28:THR:HB	1.83	0.61
1:E:117:GLU:HB2	2:E:231:HOH:O	1.99	0.61
1:E:96:ASN:N	1:E:96:ASN:HD22	1.99	0.61
1:B:122:LEU:O	1:B:126:ASN:HB2	2.01	0.61
1:C:50:ILE:HG13	1:C:112:VAL:HB	1.82	0.61
1:E:10:LYS:HA	1:E:16:TYR:HA	1.83	0.61
1:E:58:GLY:O	1:E:70:GLY:HA3	2.00	0.61
1:A:91:LYS:HA	2:A:261:HOH:O	2.00	0.61
1:D:153:LEU:CD1	1:D:161:ARG:HG3	2.31	0.61
1:C:178:GLU:HG3	1:D:35:SER:OG	2.00	0.61
1:E:137:VAL:HG13	1:E:158:LEU:CD2	2.31	0.61
1:A:135:ILE:HD13	1:F:152:PHE:CG	2.35	0.61
1:D:129:LEU:C	1:D:129:LEU:HD23	2.21	0.61
1:E:155:THR:HG22	1:E:192:GLU:HB3	1.83	0.61
1:E:81:ARG:HB2	2:E:209:HOH:O	2.01	0.61
1:D:47:ARG:HG2	1:D:47:ARG:HH21	1.66	0.61
1:B:169:GLN:HB3	2:B:275:HOH:O	2.01	0.61
1:C:58:GLY:HA2	1:D:98:LYS:CE	2.29	0.61
1:E:3:SER:HB2	2:E:281:HOH:O	1.99	0.61
1:D:31:SER:HB2	1:D:32:PRO:HD3	1.83	0.61
1:B:50:ILE:HB	1:B:79:SER:OG	2.01	0.61
1:D:114:VAL:HG12	1:D:115:GLN:HG2	1.83	0.61
1:C:201:ASP:HB3	2:C:250:HOH:O	2.01	0.61
1:D:20:LYS:HE2	1:D:33:TYR:CE1	2.35	0.61
1:E:67:LYS:HB2	2:E:276:HOH:O	2.00	0.60
1:C:178:GLU:HG2	1:C:179:LYS:HG3	1.81	0.60
1:D:81:ARG:CZ	1:D:197:VAL:CG1	2.79	0.60
1:D:110:THR:HA	1:D:133:ASN:ND2	2.16	0.60
1:D:50:ILE:HG21	1:D:196:ILE:HB	1.82	0.60
1:F:24:VAL:O	1:F:90:PRO:HD3	2.01	0.60
1:D:31:SER:CB	1:D:32:PRO:HD3	2.26	0.60
1:E:156:ARG:HD2	1:F:47:ARG:CZ	2.30	0.60
1:F:38:ARG:NE	2:F:235:HOH:O	2.21	0.60
1:F:38:ARG:NH2	1:F:42:ILE:HD12	2.16	0.60
1:E:51:PHE:CZ	1:E:116:ILE:HG21	2.36	0.60
1:D:67:LYS:HG2	1:E:127:HIS:HA	1.83	0.60

Continued on next page...

Continued from previous page...

Atom-1	Atom-2	Interatomic distance (Å)	Clash overlap (Å)
1:D:20:LYS:HE2	1:D:33:TYR:CZ	2.36	0.60
1:E:58:GLY:CA	1:F:98:LYS:HZ1	2.13	0.60
1:F:19:THR:HG21	1:F:186:LEU:HD21	1.82	0.60
1:C:81:ARG:NH1	1:C:201:ASP:OD2	2.34	0.60
1:E:66:THR:CG2	1:E:66:THR:O	2.49	0.60
1:F:135:ILE:HG12	1:F:137:VAL:N	2.16	0.60
1:F:169:GLN:HB3	2:F:249:HOH:O	2.01	0.60
1:A:57:VAL:HG13	1:A:71:TRP:CE2	2.36	0.60
1:B:47:ARG:HD3	1:B:108:PHE:O	2.00	0.60
1:B:143:GLU:OE1	1:B:143:GLU:O	2.19	0.60
1:C:4:PHE:CG	1:C:20:LYS:HB2	2.35	0.60
1:D:124:ARG:HG3	1:D:124:ARG:HH11	1.65	0.60
1:F:81:ARG:NH2	1:F:198:ASN:HD21	1.98	0.60
1:B:124:ARG:NH2	2:B:289:HOH:O	2.26	0.60
1:C:42:ILE:HG12	1:C:47:ARG:NE	2.16	0.60
1:C:123:LEU:HB3	1:C:129:LEU:HB3	1.82	0.60
1:F:137:VAL:CG1	1:F:138:GLY:N	2.64	0.60
1:A:135:ILE:HD12	2:A:236:HOH:O	2.01	0.60
1:D:75:SER:HB3	1:D:88:ARG:HA	1.82	0.60
1:F:169:GLN:HE21	1:F:191:ILE:CD1	2.14	0.60
1:D:10:LYS:HB2	1:D:16:TYR:CZ	2.36	0.60
1:D:113:GLY:HA3	1:D:116:ILE:HD13	1.83	0.60
1:C:157:GLU:OE1	1:D:47:ARG:HG3	2.02	0.60
1:D:156:ARG:HD2	1:E:47:ARG:HD2	1.83	0.60
1:A:143:GLU:HB3	1:F:148:LEU:HD13	1.82	0.60
1:B:137:VAL:HG23	1:B:203:LEU:HD11	1.82	0.60
1:E:52:ASP:O	1:E:76:VAL:HG13	2.01	0.60
1:F:141:ALA:HB1	1:F:150:LEU:HD13	1.82	0.60
1:B:159:ALA:HA	1:B:199:VAL:HG21	1.82	0.60
1:F:34:LEU:O	1:F:37:ILE:HB	2.02	0.60
1:B:2:ALA:O	1:B:36:LEU:HD11	2.02	0.60
1:C:10:LYS:H	1:C:10:LYS:CD	2.14	0.60
1:F:50:ILE:HG13	1:F:196:ILE:HG22	1.84	0.60
1:F:4:PHE:HB3	1:F:18:GLN:HB3	1.82	0.60
1:D:34:LEU:HD12	1:D:99:ASP:HB3	1.83	0.60
1:B:12:THR:HB	1:B:194:TRP:CH2	2.36	0.60
1:B:112:VAL:HA	1:B:135:ILE:CG2	2.32	0.60
1:B:121:ASP:O	1:B:125:GLU:HG2	2.00	0.60
1:D:39:GLU:CG	1:D:43:LEU:HD12	2.31	0.60
1:C:89:LEU:HD22	1:C:97:LEU:CD1	2.30	0.60
1:A:4:PHE:HA	1:A:20:LYS:HB2	1.83	0.60

Continued on next page...

Continued from previous page...

Atom-1	Atom-2	Interatomic distance (Å)	Clash overlap (Å)
1:B:53:VAL:HG12	1:B:76:VAL:HG22	1.83	0.60
1:C:173:ILE:HD13	1:C:184:GLU:O	2.02	0.60
1:F:137:VAL:HG23	1:F:140:LEU:HB3	1.84	0.60
1:D:111:PHE:O	1:D:134:ALA:CA	2.45	0.60
1:D:153:LEU:HD11	1:D:161:ARG:HG3	1.83	0.60
1:A:31:SER:OG	1:A:32:PRO:HD3	2.02	0.60
1:F:54:TYR:CG	1:F:75:SER:HB2	2.36	0.60
1:A:22:ILE:HD12	1:A:87:LEU:CD2	2.31	0.60
1:A:112:VAL:HG22	1:A:135:ILE:CG2	2.31	0.60
1:B:81:ARG:HA	2:B:293:HOH:O	2.02	0.60
1:D:39:GLU:HG2	1:D:43:LEU:HD12	1.83	0.60
1:C:137:VAL:CG1	1:C:203:LEU:HD11	2.31	0.60
1:E:12:THR:CG2	1:E:166:ASP:HB3	2.32	0.60
1:B:196:ILE:HA	1:B:199:VAL:HB	1.84	0.60
1:F:159:ALA:HB1	1:F:195:LEU:HD13	1.84	0.60
1:D:47:ARG:HD2	1:D:47:ARG:H	1.65	0.60
1:E:56:ASP:HB3	1:E:72:SER:O	2.01	0.60
1:B:161:ARG:NH1	2:B:246:HOH:O	2.34	0.60
1:C:10:LYS:HD2	1:C:10:LYS:N	2.12	0.60
1:D:37:ILE:HG23	1:D:80:THR:HG21	1.83	0.60
1:F:38:ARG:HH21	1:F:38:ARG:HG2	1.65	0.60
1:A:38:ARG:HG2	1:A:42:ILE:HD11	1.84	0.60
1:C:38:ARG:HB2	1:C:103:PHE:HE1	1.67	0.60
1:D:140:LEU:HD12	1:D:140:LEU:C	2.21	0.60
1:F:34:LEU:HD13	1:F:103:PHE:HB2	1.84	0.60
1:C:175:ALA:O	1:D:39:GLU:HG3	2.02	0.60
1:D:42:ILE:O	2:D:250:HOH:O	2.16	0.60
1:D:47:ARG:HH21	1:D:47:ARG:CG	2.13	0.60
1:A:94:HIS:CD2	2:A:314:HOH:O	2.55	0.60
1:A:176:LYS:HG3	1:A:180:ALA:HB2	1.82	0.60
1:C:115:GLN:HB3	1:D:132:ARG:O	2.01	0.60
1:F:30:ILE:HG12	2:F:229:HOH:O	2.01	0.60
1:F:47:ARG:C	1:F:109:VAL:HB	2.22	0.60
1:A:90:PRO:HD2	1:A:97:LEU:HD11	1.84	0.60
1:D:193:GLY:O	1:D:197:VAL:HG23	2.02	0.60
1:A:159:ALA:HB1	1:A:195:LEU:HB3	1.83	0.60
1:B:11:MSE:HG3	1:B:194:TRP:CE2	2.37	0.60
1:E:97:LEU:HD23	1:E:97:LEU:N	2.16	0.60
1:B:114:VAL:HG12	1:B:115:GLN:HG2	1.84	0.60
1:D:31:SER:HB2	1:D:32:PRO:CD	2.28	0.60
1:B:57:VAL:HG13	1:B:71:TRP:NE1	2.17	0.60

Continued on next page...

Continued from previous page...

Atom-1	Atom-2	Interatomic distance (Å)	Clash overlap (Å)
1:B:96:ASN:HD22	1:B:96:ASN:H	1.49	0.60
1:A:20:LYS:HE2	1:A:33:TYR:CE2	2.36	0.60
1:A:135:ILE:HD12	1:A:136:ASN:N	2.17	0.60
1:F:178:GLU:OE1	1:F:179:LYS:HE2	2.01	0.60
1:E:4:PHE:HB3	1:E:18:GLN:CB	2.30	0.60
1:F:18:GLN:NE2	2:F:248:HOH:O	2.34	0.60
1:A:135:ILE:HD13	1:F:152:PHE:CG	2.36	0.60
1:C:73:LEU:HD22	1:C:123:LEU:HD21	1.84	0.60
1:F:24:VAL:HG11	1:F:97:LEU:HD21	1.83	0.60
1:A:102:ARG:NH1	1:F:177:TRP:HE1	1.99	0.59
1:E:124:ARG:CZ	2:E:270:HOH:O	2.48	0.59
1:A:187:GLU:HG2	1:A:191:ILE:CD1	2.31	0.59
1:C:145:ARG:HG3	1:C:145:ARG:NH1	1.98	0.59
1:F:8:LYS:NZ	2:F:249:HOH:O	2.34	0.59
1:E:84:CYS:SG	1:E:190:ALA:HA	2.41	0.59
1:A:147:THR:HG22	1:A:150:LEU:HG	1.84	0.59
1:B:56:ASP:HA	2:B:291:HOH:O	2.02	0.59
1:C:77:LYS:HD2	1:C:189:ALA:O	2.02	0.59
1:E:152:PHE:HB3	2:F:227:HOH:O	2.02	0.59
1:E:96:ASN:N	1:E:96:ASN:ND2	2.49	0.59
1:E:96:ASN:C	1:E:97:LEU:HD23	2.22	0.59
1:A:79:SER:CB	1:A:84:CYS:HA	2.31	0.59
1:B:96:ASN:HD22	1:B:96:ASN:N	1.98	0.59
1:D:137:VAL:CG1	1:D:138:GLY:N	2.64	0.59
1:F:141:ALA:CB	1:F:158:LEU:HD11	2.33	0.59
1:F:186:LEU:HD12	1:F:186:LEU:O	2.02	0.59
1:C:57:VAL:HG21	1:D:101:TYR:HB2	1.84	0.59
1:C:169:GLN:HE21	1:C:169:GLN:HA	1.66	0.59
1:E:152:PHE:CD1	1:F:135:ILE:HD13	2.37	0.59
1:F:6:GLY:C	1:F:19:THR:HB	2.23	0.59
1:A:4:PHE:CZ	1:A:83:LEU:HD22	2.36	0.59
1:F:199:VAL:O	1:F:203:LEU:HG	2.03	0.59
1:B:57:VAL:HG12	1:C:98:LYS:NZ	2.17	0.59
1:F:34:LEU:HD21	1:F:87:LEU:CD1	2.32	0.59
1:B:173:ILE:HG12	1:B:184:GLU:HB3	1.84	0.59
1:C:20:LYS:HE2	1:C:33:TYR:CE1	2.36	0.59
1:E:175:ALA:HB1	1:F:43:LEU:HG	1.82	0.59
1:B:51:PHE:HD2	1:B:112:VAL:O	1.84	0.59
1:B:131:ILE:CG2	1:B:134:ALA:HB2	2.32	0.59
1:B:82:ASN:O	1:B:83:LEU:HD23	2.02	0.59
1:B:48:ALA:HA	1:B:110:THR:H	1.67	0.59

Continued on next page...

Continued from previous page...

Atom-1	Atom-2	Interatomic distance (Å)	Clash overlap (Å)
1:D:135:ILE:HG23	1:D:135:ILE:O	2.02	0.59
1:A:3:SER:N	1:A:33:TYR:CE1	2.71	0.59
1:B:156:ARG:HG2	1:B:167:LEU:HD22	1.85	0.59
1:E:204:SER:C	1:E:206:GLU:H	2.06	0.59
1:F:46:ASN:ND2	2:F:302:HOH:O	2.35	0.59
1:D:8:LYS:HA	1:D:17:VAL:O	2.02	0.59
1:F:116:ILE:HA	1:F:119:ASP:HB2	1.84	0.59
1:F:159:ALA:CB	1:F:195:LEU:HD13	2.33	0.59
1:A:92:PRO:HA	2:A:300:HOH:O	2.01	0.59
1:E:120:LEU:HA	2:E:251:HOH:O	2.01	0.59
1:C:67:LYS:O	1:D:128:GLY:HA3	2.03	0.59
1:F:131:ILE:HG21	1:F:134:ALA:HB2	1.84	0.59
1:C:58:GLY:O	1:C:70:GLY:HA3	2.02	0.59
1:F:38:ARG:CD	2:F:235:HOH:O	2.49	0.59
1:D:11:MSE:SE	2:D:266:HOH:O	2.71	0.59
1:B:92:PRO:HD2	2:B:245:HOH:O	2.01	0.59
1:B:110:THR:HA	1:B:133:ASN:O	2.03	0.59
1:B:118:GLU:O	1:B:122:LEU:HD23	2.03	0.59
1:F:82:ASN:HB2	1:F:83:LEU:CD2	2.33	0.59
1:A:72:SER:HB2	2:A:226:HOH:O	2.03	0.59
1:B:24:VAL:HG13	1:B:96:ASN:OD1	2.02	0.59
1:B:156:ARG:HG2	1:B:167:LEU:HD13	1.83	0.59
1:D:12:THR:HG21	1:D:166:ASP:HB3	1.84	0.59
1:F:116:ILE:HA	1:F:119:ASP:OD2	2.02	0.59
1:C:22:ILE:CD1	1:C:28:THR:HG21	2.31	0.59
1:E:153:LEU:HD22	1:E:157:GLU:CB	2.30	0.59
1:C:153:LEU:HD13	1:C:157:GLU:O	2.03	0.59
1:B:25:GLY:H	1:B:28:THR:CB	2.14	0.59
1:C:42:ILE:O	2:C:216:HOH:O	2.17	0.59
1:E:58:GLY:O	1:E:59:PHE:C	2.41	0.59
1:F:32:PRO:O	1:F:35:SER:HB2	2.02	0.59
1:E:11:MSE:HE1	1:E:191:ILE:HG12	1.85	0.59
1:E:191:ILE:O	1:E:192:GLU:C	2.41	0.59
1:B:118:GLU:HG2	2:B:223:HOH:O	2.02	0.59
1:D:173:ILE:HA	1:D:176:LYS:CE	2.32	0.59
1:A:115:GLN:NE2	1:A:152:PHE:HA	2.17	0.59
1:B:135:ILE:HD11	1:B:140:LEU:HB2	1.83	0.59
1:C:40:ASP:OD1	1:C:44:ASN:HB2	2.03	0.59
1:F:112:VAL:HG13	1:F:135:ILE:HG23	1.82	0.59
1:C:79:SER:OG	1:C:193:GLY:HA3	2.02	0.59
1:A:170:LEU:HD21	1:A:192:GLU:HG2	1.84	0.59

Continued on next page...

Continued from previous page...

Atom-1	Atom-2	Interatomic distance (Å)	Clash overlap (Å)
1:F:10:LYS:HB2	1:F:16:TYR:CE2	2.38	0.59
1:D:149:VAL:HG22	1:D:153:LEU:HD21	1.84	0.59
1:B:174:GLU:OE1	1:B:192:GLU:OE2	2.19	0.59
1:C:37:ILE:HD11	1:C:85:LEU:CB	2.33	0.59
1:F:144:ALA:HB3	1:F:203:LEU:HD22	1.84	0.59
1:A:4:PHE:HB3	1:A:18:GLN:HB3	1.84	0.59
1:B:120:LEU:CD2	1:B:131:ILE:HD12	2.33	0.59
1:B:129:LEU:HD23	1:B:129:LEU:O	2.03	0.59
1:E:77:LYS:HG2	1:E:78:LEU:N	2.18	0.59
1:E:28:THR:O	1:E:96:ASN:HB2	2.02	0.59
1:D:97:LEU:C	1:D:99:ASP:H	2.06	0.59
1:E:50:ILE:HD12	1:E:50:ILE:N	2.18	0.59
1:E:53:VAL:HG12	1:E:76:VAL:HG22	1.85	0.59
1:D:49:VAL:O	1:D:111:PHE:HA	2.03	0.59
1:D:135:ILE:HG12	1:D:137:VAL:N	2.17	0.59
1:F:93:PHE:HB3	1:F:97:LEU:CD1	2.32	0.59
1:B:169:GLN:HA	1:B:169:GLN:OE1	2.03	0.59
1:D:176:LYS:HB2	1:D:179:LYS:HG3	1.84	0.59
1:E:73:LEU:HD21	1:E:123:LEU:CD2	2.33	0.59
1:C:51:PHE:CZ	1:C:116:ILE:HD13	2.38	0.59
1:E:81:ARG:CB	2:E:295:HOH:O	2.26	0.59
1:C:102:ARG:HH21	1:C:102:ARG:CG	2.16	0.59
1:D:22:ILE:CD1	1:D:23:ASP:H	2.16	0.59
1:C:47:ARG:HA	1:C:109:VAL:HG12	1.85	0.59
1:F:107:LYS:HE3	1:F:132:ARG:CZ	2.32	0.59
1:D:57:VAL:HA	1:D:70:GLY:O	2.02	0.59
1:E:96:ASN:N	1:E:96:ASN:HD22	2.01	0.59
1:B:194:TRP:HD1	2:B:227:HOH:O	1.85	0.59
1:A:70:GLY:N	2:A:239:HOH:O	2.07	0.59
1:D:98:LYS:HD3	2:D:258:HOH:O	2.03	0.59
1:F:25:GLY:O	1:F:96:ASN:ND2	2.35	0.59
1:F:97:LEU:O	1:F:99:ASP:N	2.36	0.59
1:C:114:VAL:HG21	1:C:155:THR:HG23	1.85	0.58
1:C:149:VAL:HB	1:D:140:LEU:HD21	1.84	0.58
1:F:8:LYS:NZ	2:F:250:HOH:O	2.35	0.58
1:E:9:PHE:O	1:E:17:VAL:N	2.32	0.58
1:F:170:LEU:HD22	1:F:195:LEU:CD1	2.33	0.58
1:B:145:ARG:NH2	1:B:206:GLU:OE2	2.34	0.58
1:E:169:GLN:HA	1:E:169:GLN:NE2	2.17	0.58
1:A:25:GLY:O	1:A:96:ASN:ND2	2.36	0.58
1:A:41:SER:OG	1:A:47:ARG:HA	2.03	0.58

Continued on next page...

Continued from previous page...

Atom-1	Atom-2	Interatomic distance (Å)	Clash overlap (Å)
1:C:94:HIS:CB	1:C:96:ASN:ND2	2.63	0.58
1:E:153:LEU:HD13	1:E:157:GLU:O	2.03	0.58
1:D:68:THR:HB	1:D:122:LEU:HD21	1.83	0.58
1:A:47:ARG:HH12	1:F:174:GLU:CG	2.16	0.58
1:A:66:THR:HG23	1:A:69:SER:CB	2.33	0.58
1:A:59:PHE:HB2	2:B:267:HOH:O	2.03	0.58
1:B:49:VAL:O	1:B:111:PHE:HA	2.03	0.58
1:E:57:VAL:HG13	1:E:71:TRP:CE2	2.37	0.58
1:F:72:SER:CB	1:F:91:LYS:HZ2	2.16	0.58
1:A:81:ARG:HD3	2:A:211:HOH:O	2.02	0.58
1:B:115:GLN:CA	1:B:136:ASN:HD21	2.17	0.58
1:C:199:VAL:O	1:C:203:LEU:HG	2.03	0.58
1:F:153:LEU:HD13	1:F:157:GLU:HG3	1.85	0.58
1:D:81:ARG:HG3	1:D:82:ASN:ND2	2.18	0.58
1:D:178:GLU:OE2	1:D:179:LYS:HG3	2.03	0.58
1:F:82:ASN:C	1:F:83:LEU:HD23	2.23	0.58
1:A:47:ARG:NH2	1:A:47:ARG:CG	2.67	0.58
1:C:104:PHE:HD2	1:C:131:ILE:HG23	1.68	0.58
1:C:112:VAL:HG13	1:C:137:VAL:HB	1.85	0.58
1:D:149:VAL:HG12	2:E:221:HOH:O	2.02	0.58
1:A:66:THR:HG23	1:A:69:SER:CB	2.33	0.58
1:C:20:LYS:HG2	1:C:33:TYR:CE1	2.38	0.58
1:C:20:LYS:HG2	1:C:33:TYR:CD1	2.38	0.58
1:E:137:VAL:CG1	1:E:138:GLY:N	2.66	0.58
1:C:11:MSE:HE2	1:C:11:MSE:CA	2.31	0.58
1:A:12:THR:HG21	1:A:166:ASP:CB	2.24	0.58
1:D:25:GLY:O	1:D:96:ASN:ND2	2.36	0.58
1:E:152:PHE:O	1:E:153:LEU:HD23	2.04	0.58
1:B:37:ILE:O	1:B:80:THR:HG21	2.04	0.58
1:E:4:PHE:CD2	1:E:83:LEU:HD22	2.38	0.58
1:C:38:ARG:HD3	2:C:307:HOH:O	2.03	0.58
1:E:140:LEU:HD23	1:E:203:LEU:CD1	2.33	0.58
1:A:22:ILE:HD11	1:A:33:TYR:CG	2.37	0.58
1:A:29:ASP:O	1:A:32:PRO:HD2	2.03	0.58
1:B:118:GLU:O	1:B:122:LEU:HG	2.03	0.58
1:E:139:LYS:NZ	2:E:257:HOH:O	2.36	0.58
1:F:126:ASN:HB3	2:F:297:HOH:O	2.04	0.58
1:A:142:ALA:HA	1:A:147:THR:O	2.02	0.58
1:B:45:GLY:HA2	1:B:81:ARG:NH2	2.19	0.58
1:C:172:SER:O	1:C:176:LYS:HG2	2.03	0.58
1:F:19:THR:HG23	1:F:84:CYS:O	2.03	0.58

Continued on next page...

Continued from previous page...

Atom-1	Atom-2	Interatomic distance (Å)	Clash overlap (Å)
1:F:131:ILE:CG2	1:F:134:ALA:HB2	2.34	0.58
1:C:94:HIS:CB	1:C:96:ASN:ND2	2.66	0.58
1:F:80:THR:HA	2:F:295:HOH:O	2.03	0.58
1:A:15:SER:CB	2:A:211:HOH:O	2.50	0.58
1:B:148:LEU:HD13	1:C:143:GLU:HB3	1.85	0.58
1:F:50:ILE:HG21	1:F:196:ILE:HB	1.85	0.58
1:A:161:ARG:NH2	1:B:205:ASP:OD1	2.35	0.58
1:E:57:VAL:HG11	1:F:101:TYR:HB3	1.86	0.58
1:A:162:VAL:HG12	1:A:163:LEU:N	2.18	0.58
1:B:22:ILE:CD1	1:B:85:LEU:HD11	2.33	0.58
1:A:47:ARG:HH12	1:F:174:GLU:HB2	1.68	0.58
1:C:116:ILE:CD1	1:C:120:LEU:HD11	2.32	0.58
1:F:57:VAL:HG13	1:F:71:TRP:NE1	2.19	0.58
1:A:148:LEU:CD1	1:B:143:GLU:HB3	2.34	0.58
1:A:175:ALA:HA	1:B:42:ILE:CD1	2.34	0.58
1:B:4:PHE:CB	1:B:18:GLN:HB3	2.34	0.58
1:E:81:ARG:HH22	1:E:198:ASN:CG	2.07	0.58
1:E:149:VAL:HG21	1:F:204:SER:CB	2.34	0.58
1:A:91:LYS:N	1:A:92:PRO:HD2	2.18	0.58
1:E:9:PHE:HE2	1:E:19:THR:HG21	1.67	0.58
1:B:187:GLU:OE1	2:B:309:HOH:O	2.16	0.58
1:C:139:LYS:HA	1:C:151:GLU:HB2	1.84	0.58
1:D:8:LYS:CG	1:D:16:TYR:HB3	2.34	0.58
1:B:73:LEU:HD22	1:B:123:LEU:HD21	1.85	0.58
1:B:75:SER:HG	1:B:86:PHE:HE1	1.52	0.58
1:E:131:ILE:HG21	1:E:134:ALA:HB2	1.85	0.58
1:A:8:LYS:HG2	2:A:303:HOH:O	2.03	0.58
1:A:118:GLU:OE2	1:B:124:ARG:NH2	2.37	0.58
1:A:156:ARG:O	1:A:159:ALA:HB3	2.04	0.58
1:E:114:VAL:N	2:E:207:HOH:O	2.17	0.58
1:F:139:LYS:HD3	2:F:240:HOH:O	2.03	0.58
1:A:51:PHE:CD1	1:A:52:ASP:N	2.72	0.58
1:E:22:ILE:HD12	1:E:85:LEU:HD11	1.85	0.58
1:F:24:VAL:HG22	1:F:30:ILE:HG21	1.85	0.58
1:A:67:LYS:HD3	2:A:322:HOH:O	2.03	0.58
1:D:176:LYS:HB2	1:D:179:LYS:CG	2.33	0.58
1:F:151:GLU:OE1	2:F:239:HOH:O	2.17	0.58
1:B:155:THR:CB	2:B:219:HOH:O	2.51	0.58
1:D:50:ILE:HG21	1:D:196:ILE:HB	1.86	0.58
1:D:76:VAL:HG11	1:D:104:PHE:CZ	2.39	0.58
1:E:139:LYS:HB2	1:E:151:GLU:OE1	2.04	0.58

Continued on next page...

Continued from previous page...

Atom-1	Atom-2	Interatomic distance (Å)	Clash overlap (Å)
1:C:58:GLY:HA2	1:D:98:LYS:HZ1	1.67	0.58
1:C:135:ILE:HD12	2:C:220:HOH:O	2.04	0.58
1:C:57:VAL:HG12	1:C:71:TRP:CE2	2.38	0.58
1:C:169:GLN:HE21	1:C:169:GLN:HA	1.67	0.58
1:F:173:ILE:O	1:F:173:ILE:HG22	2.03	0.58
1:A:111:PHE:HE2	2:A:208:HOH:O	1.87	0.58
1:C:115:GLN:OE1	1:C:115:GLN:HA	2.02	0.58
1:D:10:LYS:HB2	1:D:16:TYR:CE2	2.39	0.58
1:E:40:ASP:HB2	2:E:304:HOH:O	2.04	0.58
1:E:25:GLY:N	1:E:28:THR:OG1	2.35	0.58
1:F:4:PHE:CD1	1:F:20:LYS:HB2	2.39	0.58
1:C:22:ILE:HG21	1:C:87:LEU:HD22	1.85	0.58
1:C:4:PHE:CD2	1:C:20:LYS:HB2	2.39	0.58
1:B:147:THR:O	1:B:150:LEU:HG	2.03	0.58
1:E:57:VAL:HG11	1:F:101:TYR:HB3	1.86	0.58
1:F:148:LEU:N	2:F:211:HOH:O	2.37	0.58
1:B:123:LEU:HD22	1:B:129:LEU:HD13	1.84	0.58
1:E:115:GLN:NE2	1:E:152:PHE:HA	2.17	0.58
1:E:135:ILE:O	1:E:137:VAL:N	2.37	0.58
1:A:32:PRO:O	1:A:35:SER:HB2	2.04	0.58
1:E:82:ASN:HB3	1:E:83:LEU:HG	1.86	0.58
1:B:156:ARG:NH1	1:B:171:ASP:OD1	2.37	0.57
1:C:11:MSE:HE2	1:C:11:MSE:CA	2.34	0.57
1:C:175:ALA:CB	1:D:43:LEU:HG	2.34	0.57
1:A:22:ILE:HD11	1:A:33:TYR:CD2	2.39	0.57
1:B:145:ARG:HH21	1:B:162:VAL:HA	1.69	0.57
1:B:178:GLU:HG2	1:B:179:LYS:HG3	1.86	0.57
1:E:50:ILE:HG13	1:E:196:ILE:HG22	1.86	0.57
1:E:137:VAL:HG13	1:E:138:GLY:N	2.19	0.57
1:F:42:ILE:HD11	1:F:108:PHE:CD2	2.39	0.57
1:F:53:VAL:HG12	1:F:76:VAL:HG22	1.86	0.57
1:C:161:ARG:HG3	1:C:161:ARG:NH1	2.11	0.57
1:C:178:GLU:HB3	1:D:35:SER:OG	2.04	0.57
1:F:84:CYS:HB2	2:F:209:HOH:O	2.04	0.57
1:E:10:LYS:HB2	1:E:16:TYR:CE1	2.39	0.57
1:D:123:LEU:CD2	1:D:129:LEU:HD13	2.18	0.57
1:C:152:PHE:HB2	1:D:135:ILE:HD12	1.85	0.57
1:F:98:LYS:HB3	1:F:102:ARG:HH22	1.68	0.57
1:F:68:THR:O	1:F:70:GLY:N	2.37	0.57
1:F:81:ARG:NE	1:F:194:TRP:HE1	2.02	0.57
1:D:107:LYS:HE3	1:D:132:ARG:NH1	2.19	0.57

Continued on next page...

Continued from previous page...

Atom-1	Atom-2	Interatomic distance (Å)	Clash overlap (Å)
1:D:197:VAL:O	1:D:198:ASN:C	2.42	0.57
1:E:110:THR:HG22	1:E:111:PHE:N	2.19	0.57
1:C:19:THR:HG21	1:C:186:LEU:CD2	2.22	0.57
1:E:34:LEU:HB3	1:E:103:PHE:CD2	2.39	0.57
1:A:153:LEU:HD22	1:A:157:GLU:HG3	1.86	0.57
1:B:155:THR:HG22	1:B:196:ILE:HG13	1.86	0.57
1:C:38:ARG:HB2	1:C:103:PHE:CE1	2.39	0.57
1:C:40:ASP:HB2	2:C:268:HOH:O	2.04	0.57
1:D:172:SER:O	1:D:176:LYS:HG3	2.04	0.57
1:F:181:GLY:HA3	2:F:302:HOH:O	2.03	0.57
1:C:10:LYS:H	1:C:10:LYS:HZ3	1.50	0.57
1:A:94:HIS:O	1:F:59:PHE:HE1	1.86	0.57
1:B:42:ILE:HG23	1:B:47:ARG:HE	1.67	0.57
1:D:147:THR:OG1	2:D:297:HOH:O	2.09	0.57
1:D:53:VAL:HG11	1:D:123:LEU:HD11	1.86	0.57
1:D:75:SER:HA	1:D:87:LEU:O	2.04	0.57
1:A:177:TRP:CD1	1:A:185:GLN:NE2	2.72	0.57
1:D:178:GLU:H	1:D:178:GLU:CD	2.07	0.57
1:E:20:LYS:HE3	1:E:22:ILE:HG12	1.87	0.57
1:E:81:ARG:HD3	2:E:209:HOH:O	2.05	0.57
1:D:153:LEU:HD13	1:D:157:GLU:O	2.04	0.57
1:A:54:TYR:OH	1:A:77:LYS:HE2	2.04	0.57
1:D:37:ILE:HD11	1:D:85:LEU:CD2	2.34	0.57
1:E:139:LYS:HE3	1:E:143:GLU:OE2	2.03	0.57
1:C:112:VAL:HG21	1:C:200:TRP:CD2	2.39	0.57
1:A:93:PHE:HB2	2:A:301:HOH:O	2.04	0.57
1:C:51:PHE:HA	1:C:77:LYS:O	2.04	0.57
1:C:57:VAL:HG21	1:D:101:TYR:CB	2.33	0.57
1:D:8:LYS:O	1:D:9:PHE:CG	2.58	0.57
1:A:181:GLY:C	2:A:285:HOH:O	2.42	0.57
1:B:8:LYS:HE3	1:B:16:TYR:CD2	2.39	0.57
1:D:23:ASP:HA	1:D:88:ARG:HB2	1.85	0.57
1:A:153:LEU:HD22	1:A:157:GLU:CG	2.34	0.57
1:E:50:ILE:HD13	1:E:197:VAL:HG22	1.86	0.57
1:B:95:ASP:OD2	1:B:95:ASP:N	2.37	0.57
1:C:79:SER:HB2	1:C:83:LEU:O	2.04	0.57
1:E:9:PHE:CE2	1:E:186:LEU:HG	2.39	0.57
1:A:38:ARG:HB2	1:A:103:PHE:HE1	1.69	0.57
1:C:31:SER:HB3	1:C:99:ASP:OD2	2.04	0.57
1:C:156:ARG:HG3	1:D:47:ARG:NH1	2.20	0.57
1:D:137:VAL:HG13	1:D:158:LEU:HD22	1.87	0.57

Continued on next page...

Continued from previous page...

Atom-1	Atom-2	Interatomic distance (Å)	Clash overlap (Å)
1:D:153:LEU:HD22	1:D:157:GLU:HG2	1.86	0.57
1:A:203:LEU:O	1:A:206:GLU:HG2	2.05	0.57
1:D:51:PHE:HA	1:D:77:LYS:O	2.03	0.57
1:E:48:ALA:CB	1:E:200:TRP:CD1	2.87	0.57
1:A:156:ARG:HD2	1:B:47:ARG:CD	2.35	0.57
1:A:163:LEU:HD11	1:A:199:VAL:HG23	1.86	0.57
1:D:178:GLU:HG2	1:D:179:LYS:HG3	1.85	0.57
1:A:104:PHE:O	1:A:131:ILE:HA	2.04	0.57
1:A:198:ASN:O	1:A:202:GLN:HG2	2.04	0.57
1:C:94:HIS:HB3	2:C:274:HOH:O	2.04	0.57
1:E:51:PHE:CD2	1:E:111:PHE:HB3	2.40	0.57
1:B:41:SER:OG	1:B:47:ARG:HA	2.05	0.57
1:B:177:TRP:CZ2	1:B:185:GLN:HG2	2.40	0.57
1:B:120:LEU:CD2	1:B:131:ILE:HD12	2.34	0.57
1:B:169:GLN:CB	2:B:272:HOH:O	2.52	0.57
1:B:36:LEU:O	1:B:40:ASP:HB2	2.04	0.57
1:B:116:ILE:HG13	1:B:136:ASN:ND2	2.18	0.57
1:D:24:VAL:HG11	1:D:97:LEU:HD21	1.85	0.57
1:A:40:ASP:O	1:A:45:GLY:N	2.38	0.57
1:D:25:GLY:C	1:D:27:SER:N	2.57	0.57
1:D:199:VAL:O	1:D:203:LEU:HG	2.04	0.57
1:D:75:SER:HB2	1:D:87:LEU:O	2.04	0.57
1:B:50:ILE:HG12	1:B:197:VAL:HA	1.86	0.57
1:E:95:ASP:OD2	1:E:98:LYS:HE3	2.04	0.57
1:C:48:ALA:HA	1:C:110:THR:O	2.05	0.57
1:C:95:ASP:O	1:C:98:LYS:HB2	2.05	0.57
1:C:176:LYS:O	1:C:176:LYS:HG3	2.04	0.57
1:E:81:ARG:HB2	1:E:197:VAL:HG11	1.86	0.57
1:F:47:ARG:HG2	1:F:109:VAL:HG12	1.87	0.57
1:D:106:SER:CB	2:D:241:HOH:O	2.52	0.57
2:A:317:HOH:O	1:B:102:ARG:HD3	2.03	0.57
1:E:81:ARG:NH2	1:E:198:ASN:OD1	2.37	0.57
1:A:54:TYR:HD1	1:A:75:SER:O	1.88	0.57
1:B:48:ALA:CB	1:B:110:THR:HB	2.35	0.57
1:C:10:LYS:H	1:C:10:LYS:NZ	2.03	0.57
1:F:50:ILE:HG21	1:F:196:ILE:HB	1.85	0.57
1:B:19:THR:HG21	1:B:186:LEU:HD21	1.87	0.57
1:D:77:LYS:HD2	1:D:84:CYS:SG	2.44	0.57
1:A:47:ARG:HD2	1:F:157:GLU:HB2	1.87	0.57
1:C:169:GLN:HE21	1:C:169:GLN:HA	1.69	0.57
1:E:145:ARG:HH11	1:E:202:GLN:HG3	1.69	0.57

Continued on next page...

Continued from previous page...

Atom-1	Atom-2	Interatomic distance (Å)	Clash overlap (Å)
1:C:142:ALA:CA	1:C:150:LEU:HB2	2.35	0.57
1:D:49:VAL:C	1:D:50:ILE:HD12	2.25	0.57
1:D:193:GLY:O	1:D:197:VAL:HG23	2.05	0.57
1:E:165:SER:O	1:E:167:LEU:HG	2.03	0.57
1:C:115:GLN:HG3	1:D:133:ASN:OD1	2.03	0.57
1:D:51:PHE:CD2	1:D:111:PHE:HB3	2.40	0.57
1:C:81:ARG:CZ	1:C:201:ASP:OD2	2.52	0.57
1:F:181:GLY:HA3	2:F:307:HOH:O	2.04	0.57
1:F:149:VAL:HG11	1:F:161:ARG:NH1	2.17	0.57
1:A:71:TRP:HB2	1:A:122:LEU:CD2	2.34	0.57
1:C:23:ASP:HA	1:C:88:ARG:HB2	1.87	0.57
1:C:42:ILE:HG12	1:C:47:ARG:CD	2.35	0.57
1:D:53:VAL:HB	1:D:73:LEU:HD11	1.86	0.57
1:F:52:ASP:OD2	2:F:218:HOH:O	2.17	0.57
1:A:116:ILE:HA	1:A:119:ASP:OD2	2.05	0.57
1:B:49:VAL:HG22	1:B:80:THR:HG22	1.87	0.57
1:C:96:ASN:N	1:C:96:ASN:HD22	2.02	0.57
1:C:19:THR:HG21	1:C:186:LEU:HD11	1.85	0.57
1:C:124:ARG:HG3	1:C:124:ARG:NH1	2.16	0.57
1:C:18:GLN:O	1:C:83:LEU:HA	2.05	0.57
1:F:50:ILE:CG2	1:F:51:PHE:N	2.67	0.57
1:F:123:LEU:HD13	1:F:129:LEU:HD22	1.87	0.57
1:A:182:PRO:HD3	2:A:247:HOH:O	2.04	0.57
1:F:38:ARG:HH21	1:F:42:ILE:HD12	1.70	0.57
1:B:151:GLU:HG2	1:B:151:GLU:O	2.04	0.57
1:E:116:ILE:HG12	1:E:136:ASN:HA	1.85	0.57
1:B:176:LYS:CB	1:B:179:LYS:HE2	2.33	0.57
1:D:147:THR:O	1:D:150:LEU:HG	2.04	0.57
1:F:54:TYR:CD1	1:F:54:TYR:N	2.72	0.57
1:D:34:LEU:HD22	1:D:103:PHE:CD2	2.39	0.56
1:E:147:THR:HB	1:E:150:LEU:HG	1.86	0.56
1:A:47:ARG:NH1	1:F:156:ARG:HG3	2.20	0.56
1:A:161:ARG:NH2	1:B:205:ASP:OD1	2.37	0.56
1:B:99:ASP:OD1	1:B:102:ARG:NH1	2.30	0.56
1:C:199:VAL:O	1:C:203:LEU:HG	2.05	0.56
1:E:116:ILE:O	1:E:120:LEU:HG	2.05	0.56
1:F:30:ILE:HG12	2:F:230:HOH:O	2.04	0.56
1:C:116:ILE:O	1:C:120:LEU:HG	2.04	0.56
1:E:135:ILE:O	1:E:135:ILE:HG23	2.04	0.56
1:B:147:THR:CG2	1:B:149:VAL:HG12	2.35	0.56
1:E:111:PHE:O	1:E:135:ILE:HG22	2.05	0.56

Continued on next page...

Continued from previous page...

Atom-1	Atom-2	Interatomic distance (Å)	Clash overlap (Å)
1:A:47:ARG:NH2	1:F:156:ARG:HB3	2.19	0.56
1:C:47:ARG:NH2	1:C:108:PHE:HB3	2.19	0.56
1:C:111:PHE:HB2	1:C:134:ALA:HA	1.87	0.56
1:C:111:PHE:HB2	1:C:133:ASN:O	2.06	0.56
1:D:110:THR:HG21	1:D:200:TRP:CH2	2.39	0.56
1:C:147:THR:HB	1:C:150:LEU:HG	1.87	0.56
1:F:45:GLY:HA2	1:F:81:ARG:HB2	1.87	0.56
1:F:157:GLU:OE2	2:F:272:HOH:O	2.17	0.56
1:B:150:LEU:N	1:B:150:LEU:HD23	2.20	0.56
1:F:10:LYS:HB2	1:F:16:TYR:CE2	2.40	0.56
1:B:56:ASP:O	1:B:71:TRP:HA	2.05	0.56
1:B:86:PHE:HE1	1:B:88:ARG:HG2	1.70	0.56
1:D:12:THR:HG21	2:D:222:HOH:O	2.05	0.56
1:D:145:ARG:HD2	1:D:162:VAL:HG22	1.87	0.56
1:D:153:LEU:HD22	1:D:157:GLU:HB3	1.87	0.56
1:E:66:THR:C	1:E:69:SER:HG	2.05	0.56
1:E:118:GLU:O	1:E:122:LEU:HG	2.06	0.56
1:F:18:GLN:HE21	1:F:18:GLN:HA	1.70	0.56
1:F:53:VAL:HG21	1:F:119:ASP:HB3	1.87	0.56
1:A:125:GLU:O	1:F:67:LYS:HG3	2.05	0.56
1:A:131:ILE:CG2	1:A:134:ALA:HB2	2.35	0.56
1:B:46:ASN:O	1:B:47:ARG:HB2	2.05	0.56
1:A:135:ILE:HD12	1:A:135:ILE:C	2.25	0.56
1:D:192:GLU:O	1:D:196:ILE:HG12	2.05	0.56
1:E:90:PRO:HG2	1:E:92:PRO:O	2.05	0.56
1:E:124:ARG:O	1:E:128:GLY:HA2	2.06	0.56
1:E:178:GLU:OE2	1:F:38:ARG:NH2	2.38	0.56
1:F:12:THR:CG2	1:F:166:ASP:OD1	2.48	0.56
1:B:67:LYS:HG2	1:C:125:GLU:O	2.05	0.56
1:B:110:THR:O	1:B:112:VAL:HG23	2.05	0.56
1:F:196:ILE:HA	1:F:199:VAL:CG2	2.35	0.56
1:B:67:LYS:HB2	2:B:312:HOH:O	2.05	0.56
1:D:66:THR:HB	1:D:69:SER:CB	2.21	0.56
1:D:204:SER:O	1:D:206:GLU:O	2.23	0.56
1:F:149:VAL:HG23	1:F:152:PHE:HD2	1.70	0.56
1:F:170:LEU:HD13	1:F:188:ALA:CA	2.35	0.56
1:A:59:PHE:C	2:A:296:HOH:O	2.44	0.56
1:A:94:HIS:O	1:A:96:ASN:OD1	2.23	0.56
1:A:112:VAL:HA	1:A:135:ILE:HG23	1.87	0.56
1:D:129:LEU:C	1:D:129:LEU:HD23	2.25	0.56
1:B:39:GLU:O	1:B:40:ASP:C	2.43	0.56

Continued on next page...

Continued from previous page...

Atom-1	Atom-2	Interatomic distance (Å)	Clash overlap (Å)
1:C:145:ARG:HG2	1:C:145:ARG:HH11	1.70	0.56
1:E:78:LEU:HD13	1:E:103:PHE:CE1	2.39	0.56
1:F:141:ALA:HB3	1:F:158:LEU:HD11	1.87	0.56
1:B:52:ASP:O	1:B:76:VAL:HA	2.05	0.56
1:A:67:LYS:HB3	1:B:128:GLY:CA	2.36	0.56
1:D:147:THR:CG2	1:D:150:LEU:HG	2.35	0.56
1:D:151:GLU:HG2	1:D:152:PHE:CE1	2.41	0.56
1:E:47:ARG:NE	2:E:212:HOH:O	2.24	0.56
1:A:157:GLU:OE1	1:B:47:ARG:HG3	2.06	0.56
2:B:227:HOH:O	1:C:108:PHE:HA	2.05	0.56
1:C:4:PHE:CZ	1:C:85:LEU:HD13	2.40	0.56
1:F:50:ILE:HG22	1:F:51:PHE:N	2.20	0.56
1:F:108:PHE:O	1:F:109:VAL:HG12	2.06	0.56
1:C:169:GLN:HE21	1:C:169:GLN:HA	1.69	0.56
1:E:175:ALA:HA	1:F:38:ARG:HH22	1.71	0.56
1:E:54:TYR:O	1:E:74:SER:N	2.39	0.56
1:A:47:ARG:NE	1:F:156:ARG:HD2	2.20	0.56
1:B:67:LYS:N	2:B:312:HOH:O	2.38	0.56
1:C:202:GLN:O	1:C:206:GLU:HB2	2.06	0.56
1:D:124:ARG:HG3	1:D:124:ARG:NH1	2.20	0.56
1:F:18:GLN:N	1:F:82:ASN:O	2.34	0.56
1:C:183:GLU:OE1	1:C:184:GLU:HG3	2.06	0.56
1:E:9:PHE:CE2	1:E:186:LEU:HG	2.40	0.56
1:A:166:ASP:O	2:A:235:HOH:O	2.18	0.56
1:C:145:ARG:HG2	1:C:145:ARG:NH1	2.20	0.56
1:C:149:VAL:HG11	1:D:204:SER:HA	1.88	0.56
1:E:57:VAL:HG11	1:F:101:TYR:HB2	1.86	0.56
1:F:156:ARG:HG2	1:F:170:LEU:HD23	1.86	0.56
1:B:154:GLY:HA3	1:C:107:LYS:O	2.06	0.56
1:E:118:GLU:HG3	1:F:130:VAL:HG13	1.88	0.56
1:E:174:GLU:OE1	1:F:47:ARG:NH1	2.36	0.56
1:B:30:ILE:O	1:B:34:LEU:HG	2.06	0.56
1:C:105:ALA:CB	1:C:132:ARG:HG3	2.35	0.56
1:F:50:ILE:HD13	1:F:197:VAL:HA	1.88	0.56
1:C:8:LYS:HG2	1:C:18:GLN:HA	1.86	0.56
1:C:145:ARG:HG3	1:C:145:ARG:NH1	2.21	0.56
1:F:38:ARG:NE	2:F:234:HOH:O	2.22	0.56
1:D:33:TYR:O	1:D:37:ILE:HG12	2.05	0.56
1:D:40:ASP:OD1	1:D:82:ASN:HB2	2.06	0.56
1:A:94:HIS:O	1:F:59:PHE:CE1	2.59	0.56
1:D:31:SER:N	1:D:32:PRO:HD3	2.21	0.56

Continued on next page...

Continued from previous page...

Atom-1	Atom-2	Interatomic distance (Å)	Clash overlap (Å)
1:A:78:LEU:HD21	1:A:104:PHE:CZ	2.41	0.56
1:C:106:SER:HA	2:C:274:HOH:O	2.05	0.56
1:A:156:ARG:HD2	1:B:47:ARG:CD	2.36	0.56
1:B:55:TRP:CD1	1:C:132:ARG:NH2	2.73	0.56
1:C:11:MSE:HB3	1:C:194:TRP:CZ3	2.41	0.56
1:B:148:LEU:HD11	1:C:143:GLU:HB3	1.86	0.56
1:D:11:MSE:HG3	1:D:194:TRP:CD2	2.40	0.56
1:D:81:ARG:HH22	1:D:198:ASN:HD22	1.44	0.56
1:D:116:ILE:HG12	1:D:136:ASN:HA	1.86	0.56
1:A:120:LEU:CD2	1:A:131:ILE:HD12	2.36	0.56
1:B:96:ASN:H	1:B:96:ASN:ND2	2.04	0.56
1:B:81:ARG:HG3	1:B:82:ASN:HD21	1.68	0.56
1:C:54:TYR:HB2	1:C:75:SER:CB	2.36	0.56
1:C:105:ALA:HB1	1:C:132:ARG:CG	2.34	0.56
1:D:59:PHE:CG	1:E:98:LYS:HE3	2.41	0.56
1:A:82:ASN:O	1:A:83:LEU:HD23	2.05	0.56
1:B:77:LYS:HD2	1:B:84:CYS:SG	2.45	0.56
1:C:170:LEU:HD21	1:C:192:GLU:HG3	1.88	0.56
1:E:71:TRP:CH2	1:F:105:ALA:HB2	2.41	0.56
1:F:31:SER:HB3	1:F:32:PRO:HD3	1.88	0.56
2:A:287:HOH:O	1:F:118:GLU:HG2	2.06	0.56
1:D:118:GLU:OE2	1:D:118:GLU:HA	2.06	0.56
1:F:151:GLU:O	1:F:151:GLU:HG2	2.06	0.56
1:B:163:LEU:HD21	1:B:199:VAL:HA	1.86	0.56
1:C:10:LYS:H	1:C:10:LYS:HZ3	1.54	0.56
1:E:47:ARG:HB3	1:E:109:VAL:HA	1.88	0.56
1:A:2:ALA:HA	1:A:33:TYR:OH	2.05	0.56
1:B:58:GLY:HA3	1:B:70:GLY:C	2.25	0.56
1:C:50:ILE:HD13	1:C:197:VAL:HG22	1.88	0.56
1:C:108:PHE:CD2	2:C:228:HOH:O	2.53	0.56
1:C:174:GLU:HA	1:C:177:TRP:HE3	1.70	0.56
1:C:37:ILE:HG13	1:C:85:LEU:HD23	1.88	0.56
1:C:54:TYR:HB2	1:C:75:SER:HB2	1.88	0.56
1:C:96:ASN:N	1:C:96:ASN:HD22	2.04	0.56
1:B:156:ARG:CG	1:C:47:ARG:CZ	2.80	0.56
1:F:102:ARG:O	1:F:105:ALA:HB3	2.05	0.56
1:B:163:LEU:HD21	1:B:202:GLN:HG2	1.88	0.56
1:F:5:ASP:OD2	1:F:6:GLY:N	2.39	0.56
1:A:9:PHE:HE1	2:A:263:HOH:O	1.87	0.56
1:B:194:TRP:O	1:B:197:VAL:HB	2.06	0.56
1:D:24:VAL:HG11	1:D:97:LEU:HD21	1.88	0.56

Continued on next page...

Continued from previous page...

Atom-1	Atom-2	Interatomic distance (Å)	Clash overlap (Å)
1:E:135:ILE:HD11	1:E:140:LEU:CB	2.33	0.56
1:F:19:THR:HG23	1:F:84:CYS:CB	2.29	0.56
1:F:131:ILE:HG22	1:F:134:ALA:HB2	1.88	0.56
1:D:110:THR:HG22	1:D:111:PHE:N	2.20	0.56
1:C:191:ILE:O	1:C:195:LEU:HG	2.06	0.56
1:E:175:ALA:HB2	1:F:43:LEU:HG	1.85	0.56
1:B:55:TRP:HD1	1:C:132:ARG:NH2	2.03	0.56
1:F:88:ARG:C	1:F:89:LEU:HD23	2.26	0.56
1:F:121:ASP:OD1	2:F:264:HOH:O	2.18	0.56
1:F:162:VAL:HG11	1:F:199:VAL:HG13	1.88	0.56
1:C:149:VAL:HG21	1:D:204:SER:OG	2.06	0.56
1:F:149:VAL:O	1:F:152:PHE:N	2.39	0.56
1:E:4:PHE:CE2	1:E:33:TYR:HD1	2.24	0.55
1:E:131:ILE:HG22	1:E:131:ILE:O	2.05	0.55
1:A:37:ILE:HD11	1:A:85:LEU:HD22	1.88	0.55
1:E:152:PHE:CE1	1:F:135:ILE:HD13	2.41	0.55
1:C:11:MSE:HB3	1:C:194:TRP:CH2	2.41	0.55
1:A:22:ILE:CG2	1:A:23:ASP:N	2.69	0.55
1:C:124:ARG:HE	1:C:125:GLU:HG2	1.71	0.55
1:D:30:ILE:CD1	1:D:100:LEU:HD13	2.36	0.55
1:D:150:LEU:HA	1:D:153:LEU:HD12	1.86	0.55
1:E:54:TYR:OH	1:E:77:LYS:HD3	2.06	0.55
1:F:156:ARG:HG2	1:F:167:LEU:HD13	1.89	0.55
1:C:34:LEU:HD21	1:C:100:LEU:CD1	2.36	0.55
1:D:115:GLN:HA	1:D:115:GLN:OE1	2.06	0.55
1:D:123:LEU:HD22	1:D:129:LEU:HD13	1.89	0.55
1:E:187:GLU:OE1	2:E:308:HOH:O	2.18	0.55
1:C:141:ALA:HB1	1:C:150:LEU:HD13	1.88	0.55
1:E:50:ILE:HB	1:E:79:SER:HB2	1.88	0.55
1:E:71:TRP:HH2	1:F:105:ALA:HB2	1.71	0.55
1:E:160:HIS:HB2	1:E:167:LEU:CD1	2.36	0.55
1:A:128:GLY:HA3	1:F:67:LYS:HB2	1.87	0.55
1:A:191:ILE:HD11	2:A:320:HOH:O	2.05	0.55
1:E:9:PHE:HE2	1:E:19:THR:HG21	1.72	0.55
1:E:96:ASN:N	1:E:96:ASN:HD22	2.03	0.55
1:D:135:ILE:HD11	1:D:140:LEU:HB2	1.88	0.55
1:A:72:SER:O	1:A:73:LEU:C	2.43	0.55
1:B:51:PHE:CE2	1:B:111:PHE:HB3	2.40	0.55
1:C:139:LYS:HE2	1:C:143:GLU:HB2	1.87	0.55
1:D:54:TYR:CD1	1:D:54:TYR:N	2.73	0.55
1:E:150:LEU:HD22	1:E:153:LEU:CD1	2.36	0.55

Continued on next page...

Continued from previous page...

Atom-1	Atom-2	Interatomic distance (Å)	Clash overlap (Å)
1:E:120:LEU:O	1:E:124:ARG:N	2.26	0.55
1:F:137:VAL:CG1	1:F:138:GLY:H	2.19	0.55
1:A:47:ARG:NH2	1:F:174:GLU:OE2	2.31	0.55
1:D:153:LEU:HD11	1:D:161:ARG:HG3	1.88	0.55
1:E:48:ALA:HB3	2:E:279:HOH:O	2.06	0.55
1:C:6:GLY:HA3	1:C:19:THR:HG22	1.88	0.55
1:D:67:LYS:O	1:E:128:GLY:HA3	2.07	0.55
1:A:187:GLU:O	1:A:191:ILE:HG13	2.06	0.55
1:D:106:SER:HB2	2:D:241:HOH:O	2.04	0.55
1:D:145:ARG:NH1	1:D:206:GLU:OE2	2.40	0.55
1:B:138:GLY:O	1:B:151:GLU:HA	2.07	0.55
2:A:325:HOH:O	1:B:46:ASN:HA	2.06	0.55
1:F:138:GLY:HA3	1:F:151:GLU:HA	1.86	0.55
1:A:85:LEU:HG	1:A:87:LEU:HG	1.89	0.55
1:B:31:SER:HB3	1:B:32:PRO:CD	2.37	0.55
1:B:86:PHE:O	1:B:87:LEU:HD23	2.06	0.55
1:C:147:THR:HA	2:C:285:HOH:O	2.06	0.55
1:A:107:LYS:HE3	1:A:132:ARG:CZ	2.37	0.55
1:D:88:ARG:NH2	1:D:88:ARG:HG3	2.21	0.55
1:F:47:ARG:O	1:F:109:VAL:HA	2.07	0.55
1:A:49:VAL:O	1:A:111:PHE:HA	2.07	0.55
1:B:99:ASP:CG	1:B:102:ARG:HH11	2.09	0.55
1:C:80:THR:O	1:C:81:ARG:C	2.45	0.55
1:E:104:PHE:HB3	1:E:131:ILE:HG12	1.89	0.55
1:D:11:MSE:HG3	1:D:194:TRP:CE2	2.42	0.55
1:D:99:ASP:O	1:D:103:PHE:HB2	2.06	0.55
1:A:131:ILE:CG2	1:A:134:ALA:HB2	2.36	0.55
1:E:34:LEU:HB3	1:E:103:PHE:CE2	2.41	0.55
1:B:160:HIS:HB2	1:B:167:LEU:CD1	2.36	0.55
2:B:226:HOH:O	1:C:108:PHE:HA	2.05	0.55
1:C:72:SER:O	1:C:74:SER:N	2.38	0.55
1:C:177:TRP:HB3	1:D:38:ARG:NH2	2.21	0.55
1:E:152:PHE:CE1	1:F:135:ILE:HD13	2.42	0.55
1:A:94:HIS:O	1:A:96:ASN:OD1	2.25	0.55
1:C:22:ILE:HD11	1:C:24:VAL:HA	1.89	0.55
1:F:53:VAL:HA	1:F:75:SER:O	2.06	0.55
1:F:109:VAL:HG23	1:F:110:THR:N	2.20	0.55
1:C:45:GLY:HA2	1:C:81:ARG:HB2	1.87	0.55
2:A:276:HOH:O	1:F:153:LEU:HD22	2.07	0.55
1:C:84:CYS:SG	1:C:190:ALA:HA	2.46	0.55
1:C:194:TRP:CE2	1:C:198:ASN:ND2	2.75	0.55

Continued on next page...

Continued from previous page...

Atom-1	Atom-2	Interatomic distance (Å)	Clash overlap (Å)
1:F:20:LYS:CG	1:F:21:THR:H	2.18	0.55
1:F:4:PHE:CZ	1:F:85:LEU:HD22	2.41	0.55
1:F:119:ASP:O	1:F:122:LEU:HB2	2.07	0.55
1:C:57:VAL:HG21	1:D:101:TYR:HB3	1.88	0.55
1:E:177:TRP:NE1	2:E:267:HOH:O	2.19	0.55
1:A:81:ARG:HB2	1:A:197:VAL:HG11	1.89	0.55
1:E:66:THR:O	1:E:69:SER:OG	2.23	0.55
1:C:57:VAL:O	1:D:98:LYS:HE2	2.07	0.55
1:D:85:LEU:HD12	1:D:86:PHE:H	1.72	0.55
1:C:22:ILE:HD11	1:C:28:THR:HG21	1.89	0.55
1:F:22:ILE:HD11	1:F:33:TYR:CD2	2.42	0.55
1:C:26:SER:HB3	1:C:94:HIS:CD2	2.41	0.55
1:D:17:VAL:HG13	1:D:83:LEU:CA	2.36	0.55
1:B:170:LEU:HD13	1:B:191:ILE:CG2	2.37	0.55
1:C:149:VAL:HG23	1:D:140:LEU:HD11	1.89	0.55
1:F:50:ILE:CG1	1:F:196:ILE:HG22	2.37	0.55
1:D:10:LYS:NZ	1:D:14:GLY:HA2	2.22	0.55
1:F:120:LEU:HD23	1:F:123:LEU:HD12	1.87	0.55
1:B:77:LYS:HD3	1:B:189:ALA:HB1	1.89	0.55
1:D:67:LYS:O	1:E:128:GLY:HA3	2.06	0.55
1:B:31:SER:HB2	2:B:266:HOH:O	2.06	0.55
1:A:66:THR:O	1:A:69:SER:HB3	2.07	0.55
1:C:68:THR:HG21	1:D:124:ARG:HH11	1.72	0.55
1:C:107:LYS:HE2	1:C:132:ARG:CZ	2.36	0.55
1:A:135:ILE:HD13	1:F:152:PHE:CG	2.41	0.55
1:B:96:ASN:HD22	1:B:96:ASN:N	2.03	0.55
1:B:116:ILE:H	1:B:136:ASN:ND2	2.05	0.55
1:C:149:VAL:HB	1:D:140:LEU:HD11	1.88	0.55
1:E:138:GLY:HA3	2:E:230:HOH:O	2.07	0.55
1:A:20:LYS:HE2	1:A:33:TYR:OH	2.06	0.55
1:A:105:ALA:HB2	1:A:130:VAL:O	2.07	0.55
1:A:141:ALA:O	1:A:145:ARG:HB2	2.07	0.55
1:A:183:GLU:O	1:A:186:LEU:HB3	2.06	0.55
1:C:135:ILE:HD12	2:C:221:HOH:O	2.07	0.55
1:D:36:LEU:HD23	1:D:39:GLU:OE2	2.07	0.55
1:D:192:GLU:CD	2:D:256:HOH:O	2.44	0.55
1:B:24:VAL:O	1:B:90:PRO:HD3	2.06	0.55
1:E:50:ILE:HG12	1:E:196:ILE:C	2.26	0.55
1:B:177:TRP:CH2	1:B:185:GLN:HB3	2.42	0.55
1:A:9:PHE:CD1	1:A:187:GLU:HG3	2.42	0.55
1:F:173:ILE:HD13	1:F:184:GLU:O	2.07	0.55

Continued on next page...

Continued from previous page...

Atom-1	Atom-2	Interatomic distance (Å)	Clash overlap (Å)
1:A:23:ASP:O	1:A:24:VAL:C	2.46	0.55
1:F:49:VAL:HA	1:F:79:SER:O	2.07	0.55
1:A:8:LYS:HD3	1:A:16:TYR:CD2	2.42	0.55
1:B:71:TRP:O	1:B:126:ASN:ND2	2.38	0.55
1:C:38:ARG:NH2	2:C:309:HOH:O	2.40	0.55
1:E:50:ILE:HD13	1:E:197:VAL:HG22	1.89	0.55
1:F:80:THR:HA	2:F:291:HOH:O	2.07	0.55
1:A:73:LEU:HG	1:A:89:LEU:HD12	1.88	0.55
1:D:42:ILE:HA	1:D:47:ARG:HG3	1.89	0.55
1:E:112:VAL:HG13	1:E:137:VAL:HB	1.89	0.55
1:E:169:GLN:HA	1:E:169:GLN:HE21	1.70	0.55
2:C:259:HOH:O	1:D:98:LYS:HD3	2.07	0.55
1:F:51:PHE:CD2	1:F:111:PHE:HB3	2.42	0.55
1:F:76:VAL:HG21	1:F:100:LEU:HD21	1.89	0.55
1:A:7:PRO:O	1:A:19:THR:HG23	2.07	0.55
1:C:117:GLU:HG3	2:C:240:HOH:O	2.05	0.55
1:A:92:PRO:O	1:A:93:PHE:C	2.44	0.55
1:D:156:ARG:HG3	1:E:47:ARG:CZ	2.37	0.55
1:C:133:ASN:ND2	2:C:231:HOH:O	2.38	0.55
1:D:67:LYS:HD3	2:D:282:HOH:O	2.05	0.55
1:E:157:GLU:O	1:E:157:GLU:HG3	2.07	0.55
1:F:149:VAL:O	1:F:149:VAL:CG2	2.54	0.55
1:A:172:SER:O	1:A:176:LYS:HG2	2.06	0.55
1:E:81:ARG:NH2	2:E:209:HOH:O	2.40	0.55
1:A:50:ILE:HD13	1:A:197:VAL:HG22	1.89	0.55
1:B:160:HIS:HB2	1:B:167:LEU:HD12	1.89	0.55
1:C:19:THR:CG2	1:C:20:LYS:N	2.70	0.55
1:D:94:HIS:HB2	2:D:241:HOH:O	2.06	0.55
1:A:119:ASP:N	2:A:209:HOH:O	2.29	0.55
1:E:187:GLU:O	1:E:191:ILE:HG13	2.07	0.55
1:A:116:ILE:O	1:A:120:LEU:HG	2.07	0.55
1:A:186:LEU:HD23	1:A:186:LEU:C	2.27	0.55
1:B:30:ILE:HD11	1:B:97:LEU:HD23	1.89	0.55
1:C:10:LYS:H	1:C:10:LYS:HD2	1.71	0.55
1:C:10:LYS:HD2	1:C:10:LYS:O	2.07	0.55
1:A:71:TRP:CB	1:A:122:LEU:HD22	2.36	0.55
1:C:5:ASP:O	1:C:6:GLY:O	2.25	0.55
1:C:21:THR:HA	1:C:86:PHE:O	2.07	0.55
1:C:161:ARG:HH12	1:D:204:SER:HB2	1.72	0.55
1:D:122:LEU:O	1:D:126:ASN:HB2	2.07	0.55
1:E:76:VAL:HG12	1:E:77:LYS:N	2.22	0.55

Continued on next page...

Continued from previous page...

Atom-1	Atom-2	Interatomic distance (Å)	Clash overlap (Å)
1:A:94:HIS:O	1:A:96:ASN:N	2.39	0.54
1:E:67:LYS:HD2	1:E:67:LYS:N	2.22	0.54
1:F:170:LEU:HD13	1:F:191:ILE:CG2	2.37	0.54
1:B:145:ARG:CG	1:B:145:ARG:NH1	2.66	0.54
1:C:19:THR:CG2	1:C:20:LYS:N	2.69	0.54
1:E:1:SER:O	2:E:299:HOH:O	2.18	0.54
1:E:177:TRP:CB	1:F:38:ARG:HE	2.18	0.54
1:B:176:LYS:CB	1:B:179:LYS:HE2	2.35	0.54
1:A:196:ILE:O	1:A:199:VAL:HB	2.07	0.54
1:B:8:LYS:NZ	2:B:295:HOH:O	2.39	0.54
1:B:75:SER:CA	1:B:87:LEU:O	2.55	0.54
1:C:155:THR:CB	1:C:192:GLU:OE1	2.54	0.54
1:E:21:THR:HA	1:E:86:PHE:O	2.07	0.54
1:D:112:VAL:HA	1:D:135:ILE:HG23	1.87	0.54
1:D:54:TYR:O	1:D:74:SER:HB3	2.07	0.54
1:B:20:LYS:O	1:B:85:LEU:HD12	2.07	0.54
1:D:34:LEU:HD13	1:D:103:PHE:HB2	1.89	0.54
1:E:4:PHE:CD2	1:E:83:LEU:HD22	2.41	0.54
1:E:173:ILE:O	1:E:176:LYS:N	2.31	0.54
1:F:153:LEU:HD13	1:F:157:GLU:HG3	1.90	0.54
1:F:47:ARG:O	1:F:109:VAL:HA	2.07	0.54
1:A:17:VAL:HG11	1:A:190:ALA:HB1	1.89	0.54
1:A:170:LEU:HD21	1:A:192:GLU:CG	2.37	0.54
1:C:9:PHE:CD1	1:C:187:GLU:HG3	2.42	0.54
1:E:150:LEU:HD21	1:E:161:ARG:HB2	1.88	0.54
1:F:32:PRO:O	1:F:35:SER:HB2	2.06	0.54
1:B:155:THR:HB	2:B:219:HOH:O	2.07	0.54
1:B:170:LEU:HD13	1:B:191:ILE:CG2	2.38	0.54
1:C:46:ASN:N	1:C:46:ASN:HD22	2.05	0.54
1:F:137:VAL:HG13	1:F:138:GLY:H	1.69	0.54
1:B:107:LYS:HE3	1:B:132:ARG:CZ	2.37	0.54
1:B:142:ALA:CA	1:B:150:LEU:HD12	2.35	0.54
1:F:169:GLN:HE21	1:F:173:ILE:HD11	1.72	0.54
1:C:162:VAL:HG12	1:C:162:VAL:O	2.08	0.54
1:C:162:VAL:C	1:C:163:LEU:HG	2.28	0.54
1:D:57:VAL:O	1:E:98:LYS:CE	2.55	0.54
1:A:131:ILE:O	1:F:118:GLU:HG3	2.07	0.54
1:A:54:TYR:N	1:A:54:TYR:CD1	2.73	0.54
1:B:4:PHE:HE2	1:B:85:LEU:HB2	1.72	0.54
1:B:59:PHE:CE1	1:C:95:ASP:HA	2.42	0.54
1:F:54:TYR:HB2	1:F:75:SER:HB2	1.89	0.54

Continued on next page...

Continued from previous page...

Atom-1	Atom-2	Interatomic distance (Å)	Clash overlap (Å)
1:E:136:ASN:O	1:E:137:VAL:C	2.45	0.54
1:D:157:GLU:OE2	2:D:254:HOH:O	2.18	0.54
1:F:12:THR:HG23	2:F:262:HOH:O	2.08	0.54
1:D:94:HIS:HB2	1:D:96:ASN:OD1	2.07	0.54
1:D:161:ARG:CG	1:D:161:ARG:NH1	2.63	0.54
1:B:52:ASP:O	1:B:76:VAL:HG13	2.08	0.54
1:C:180:ALA:HB1	1:C:184:GLU:HB3	1.90	0.54
1:E:123:LEU:HD22	1:E:129:LEU:HD13	1.90	0.54
1:F:12:THR:C	1:F:14:GLY:H	2.10	0.54
1:C:20:LYS:HE2	1:C:33:TYR:CZ	2.41	0.54
1:C:22:ILE:HD12	1:C:23:ASP:N	2.21	0.54
1:E:48:ALA:HB2	1:E:200:TRP:CD1	2.43	0.54
1:B:54:TYR:O	1:B:73:LEU:HD12	2.06	0.54
1:B:58:GLY:HA2	1:C:98:LYS:HZ1	1.73	0.54
1:D:163:LEU:HD21	1:D:199:VAL:HA	1.90	0.54
1:A:67:LYS:HB3	2:A:296:HOH:O	2.08	0.54
1:B:12:THR:HB	2:B:232:HOH:O	2.06	0.54
1:A:51:PHE:CD2	1:A:112:VAL:O	2.61	0.54
1:C:19:THR:HG21	1:C:186:LEU:HD11	1.89	0.54
1:A:183:GLU:HB2	2:A:295:HOH:O	2.07	0.54
1:C:96:ASN:N	1:C:96:ASN:ND2	2.53	0.54
1:C:158:LEU:HD21	1:C:199:VAL:HG11	1.90	0.54
1:D:140:LEU:O	1:D:140:LEU:HD12	2.07	0.54
1:E:163:LEU:CD2	1:E:202:GLN:NE2	2.71	0.54
1:C:110:THR:O	1:C:112:VAL:HG23	2.08	0.54
1:E:196:ILE:HA	1:E:199:VAL:HG23	1.89	0.54
1:B:124:ARG:HB2	1:B:124:ARG:NH1	2.23	0.54
1:D:22:ILE:HD13	1:D:28:THR:HG21	1.88	0.54
1:D:78:LEU:HD12	1:D:85:LEU:HD23	1.88	0.54
1:E:13:ASP:O	1:E:15:SER:N	2.41	0.54
1:E:116:ILE:HD12	1:E:120:LEU:HD21	1.89	0.54
1:C:191:ILE:O	1:C:195:LEU:HG	2.08	0.54
1:D:12:THR:HG21	1:D:166:ASP:O	2.07	0.54
1:E:12:THR:HG21	1:E:166:ASP:O	2.06	0.54
1:F:176:LYS:O	1:F:176:LYS:HD3	2.06	0.54
1:C:154:GLY:CA	1:D:107:LYS:O	2.53	0.54
1:F:45:GLY:O	1:F:46:ASN:CB	2.52	0.54
1:E:153:LEU:HD22	1:E:157:GLU:CG	2.36	0.54
1:F:4:PHE:O	1:F:18:GLN:HG2	2.07	0.54
1:E:150:LEU:HD23	1:E:153:LEU:HD11	1.90	0.54
1:F:98:LYS:HB3	1:F:102:ARG:CZ	2.36	0.54

Continued on next page...

Continued from previous page...

Atom-1	Atom-2	Interatomic distance (Å)	Clash overlap (Å)
1:D:202:GLN:O	1:D:206:GLU:HG3	2.08	0.54
1:E:119:ASP:CG	1:F:132:ARG:HH21	2.11	0.54
1:A:57:VAL:HG12	1:A:58:GLY:O	2.08	0.54
1:A:147:THR:HG22	1:A:149:VAL:HG12	1.89	0.54
1:B:58:GLY:HA3	1:B:70:GLY:CA	2.35	0.54
1:F:84:CYS:SG	1:F:190:ALA:HA	2.47	0.54
1:C:8:LYS:HE2	1:C:18:GLN:HG2	1.88	0.54
1:A:149:VAL:CG2	1:A:153:LEU:HD21	2.37	0.54
1:E:50:ILE:CG2	1:E:196:ILE:HB	2.36	0.54
1:B:54:TYR:HE1	1:B:86:PHE:CE2	2.24	0.54
1:D:56:ASP:HB3	1:D:72:SER:HB2	1.89	0.54
1:A:12:THR:HG23	2:A:215:HOH:O	2.07	0.54
1:B:4:PHE:CG	1:B:83:LEU:HD22	2.43	0.54
1:B:34:LEU:HD22	1:B:103:PHE:CD2	2.43	0.54
1:C:174:GLU:HB3	1:D:108:PHE:CE2	2.43	0.54
1:F:22:ILE:HD12	1:F:85:LEU:HD11	1.90	0.54
1:A:175:ALA:HA	1:B:42:ILE:HD13	1.90	0.54
1:B:150:LEU:HA	1:B:153:LEU:HG	1.88	0.54
1:D:46:ASN:ND2	2:D:265:HOH:O	2.28	0.54
1:E:135:ILE:HD12	1:E:200:TRP:HZ3	1.73	0.54
1:C:121:ASP:HB2	1:D:124:ARG:HH22	1.73	0.54
1:B:81:ARG:HB2	1:B:81:ARG:CZ	2.38	0.54
1:F:11:MSE:SE	2:F:262:HOH:O	2.75	0.54
1:E:30:ILE:HG12	2:E:235:HOH:O	2.07	0.54
1:E:147:THR:HB	1:E:150:LEU:HG	1.89	0.54
1:E:191:ILE:HD11	2:E:308:HOH:O	2.07	0.54
1:A:151:GLU:OE2	1:A:152:PHE:CZ	2.60	0.54
1:D:113:GLY:O	1:D:137:VAL:N	2.40	0.54
1:B:34:LEU:HD22	1:B:103:PHE:CD1	2.42	0.54
1:B:30:ILE:HG12	2:B:238:HOH:O	2.07	0.54
1:E:110:THR:OG1	2:E:211:HOH:O	2.19	0.54
1:F:19:THR:HG21	1:F:186:LEU:HD11	1.89	0.54
1:C:50:ILE:O	1:C:78:LEU:HA	2.07	0.54
1:F:82:ASN:O	1:F:83:LEU:HD23	2.08	0.54
1:A:156:ARG:HG3	1:B:47:ARG:NH1	2.23	0.54
1:C:54:TYR:HB2	1:C:75:SER:HB2	1.90	0.54
1:C:113:GLY:O	1:C:137:VAL:HG23	2.07	0.54
1:C:157:GLU:O	1:C:158:LEU:C	2.44	0.54
1:C:96:ASN:ND2	1:C:96:ASN:H	2.05	0.54
1:D:148:LEU:HB2	2:D:222:HOH:O	2.08	0.54
1:A:36:LEU:O	1:A:39:GLU:HB3	2.07	0.54

Continued on next page...

Continued from previous page...

Atom-1	Atom-2	Interatomic distance (Å)	Clash overlap (Å)
1:C:118:GLU:O	1:C:122:LEU:HG	2.08	0.54
1:A:50:ILE:HA	1:A:112:VAL:O	2.08	0.54
1:C:156:ARG:NH2	1:C:171:ASP:OD1	2.23	0.54
1:E:173:ILE:HG21	1:E:188:ALA:HB2	1.90	0.54
1:F:26:SER:CB	2:F:214:HOH:O	2.55	0.54
1:A:66:THR:O	1:A:69:SER:OG	2.24	0.54
1:D:4:PHE:HE2	1:D:85:LEU:HB2	1.72	0.54
1:F:51:PHE:HE2	1:F:111:PHE:HB3	1.71	0.54
1:A:10:LYS:HA	1:A:15:SER:O	2.08	0.54
1:A:81:ARG:HD3	2:A:212:HOH:O	2.07	0.54
1:C:169:GLN:HE21	1:C:169:GLN:HA	1.71	0.54
2:E:226:HOH:O	1:F:46:ASN:HA	2.08	0.54
1:C:50:ILE:O	1:C:78:LEU:HA	2.08	0.54
1:E:52:ASP:CB	1:E:77:LYS:HE2	2.36	0.54
1:E:156:ARG:O	1:E:159:ALA:HB3	2.07	0.54
1:F:145:ARG:NH2	1:F:206:GLU:OE2	2.38	0.54
1:B:77:LYS:NZ	2:B:212:HOH:O	2.41	0.54
1:B:107:LYS:HE3	1:B:132:ARG:NH2	2.23	0.54
1:D:80:THR:O	1:D:81:ARG:C	2.46	0.54
1:C:159:ALA:HB1	1:C:195:LEU:HD22	1.89	0.54
1:E:54:TYR:O	1:E:74:SER:N	2.34	0.54
1:F:54:TYR:HB2	1:F:75:SER:HB2	1.90	0.53
1:E:148:LEU:HD11	1:F:143:GLU:HG2	1.91	0.53
1:D:41:SER:OG	1:D:47:ARG:HA	2.08	0.53
1:D:57:VAL:HG21	1:E:101:TYR:HB2	1.88	0.53
1:E:67:LYS:HB3	1:F:128:GLY:N	2.23	0.53
1:E:123:LEU:HD22	1:E:129:LEU:CD1	2.38	0.53
1:F:79:SER:HB2	1:F:193:GLY:HA3	1.90	0.53
1:C:41:SER:HG	1:C:48:ALA:H	1.56	0.53
1:C:10:LYS:HD2	1:C:10:LYS:N	2.23	0.53
1:D:114:VAL:HG22	1:D:158:LEU:HD23	1.90	0.53
1:D:150:LEU:HA	1:D:153:LEU:CD1	2.37	0.53
1:E:203:LEU:HA	1:E:206:GLU:OE2	2.08	0.53
1:F:8:LYS:NZ	2:F:247:HOH:O	2.37	0.53
1:D:24:VAL:HB	1:D:88:ARG:O	2.08	0.53
1:D:145:ARG:NH1	1:D:206:GLU:OE2	2.42	0.53
1:E:58:GLY:C	1:E:70:GLY:HA3	2.28	0.53
1:C:103:PHE:O	1:C:106:SER:HB2	2.08	0.53
1:C:50:ILE:CB	1:C:79:SER:HB2	2.35	0.53
1:D:155:THR:HG22	1:D:196:ILE:HD11	1.87	0.53
1:C:99:ASP:O	1:C:103:PHE:HB2	2.09	0.53

Continued on next page...

Continued from previous page...

Atom-1	Atom-2	Interatomic distance (Å)	Clash overlap (Å)
1:E:119:ASP:OD1	1:F:132:ARG:HD2	2.08	0.53
1:D:31:SER:N	1:D:32:PRO:CD	2.70	0.53
1:B:56:ASP:OD2	1:B:57:VAL:N	2.41	0.53
1:B:116:ILE:HD12	1:B:116:ILE:C	2.28	0.53
1:C:2:ALA:HB1	1:C:33:TYR:CE1	2.43	0.53
1:D:25:GLY:C	1:D:27:SER:N	2.58	0.53
1:A:156:ARG:NH1	1:A:157:GLU:OE1	2.42	0.53
1:C:114:VAL:HG12	1:C:115:GLN:HG2	1.89	0.53
1:F:142:ALA:CA	1:F:150:LEU:HB2	2.39	0.53
1:A:112:VAL:HG13	1:A:137:VAL:HB	1.90	0.53
1:A:157:GLU:O	1:A:161:ARG:HG2	2.08	0.53
1:B:11:MSE:HG3	1:B:15:SER:OG	2.08	0.53
1:E:156:ARG:CG	1:F:47:ARG:NH1	2.69	0.53
1:C:108:PHE:CE2	2:C:228:HOH:O	2.61	0.53
1:D:113:GLY:O	1:D:137:VAL:HG12	2.07	0.53
1:F:84:CYS:HB2	2:F:208:HOH:O	2.09	0.53
1:A:148:LEU:HD23	2:A:235:HOH:O	2.08	0.53
1:B:152:PHE:CD2	1:C:135:ILE:HD13	2.44	0.53
1:C:186:LEU:HD12	1:C:186:LEU:O	2.08	0.53
1:E:166:ASP:HA	2:E:279:HOH:O	2.09	0.53
1:A:77:LYS:HG3	1:A:86:PHE:CE2	2.44	0.53
1:C:124:ARG:HD2	1:C:130:VAL:HG22	1.89	0.53
1:C:112:VAL:HG22	1:C:135:ILE:CG2	2.38	0.53
1:A:119:ASP:O	1:A:123:LEU:N	2.32	0.53
1:D:153:LEU:HD13	1:D:157:GLU:C	2.29	0.53
1:F:10:LYS:HB2	1:F:16:TYR:CE2	2.44	0.53
1:A:57:VAL:HG11	1:B:101:TYR:HB2	1.91	0.53
1:C:113:GLY:O	1:C:137:VAL:N	2.39	0.53
1:A:84:CYS:SG	1:A:86:PHE:CE2	2.99	0.53
1:E:177:TRP:HB3	1:F:38:ARG:NE	2.20	0.53
1:B:120:LEU:HD21	1:B:131:ILE:HD12	1.90	0.53
1:E:79:SER:OG	1:E:193:GLY:HA3	2.09	0.53
1:E:135:ILE:CD1	1:E:140:LEU:HD22	2.38	0.53
1:A:147:THR:HG22	1:A:149:VAL:HG12	1.89	0.53
1:B:54:TYR:N	1:B:54:TYR:CD1	2.77	0.53
1:F:194:TRP:O	1:F:197:VAL:HB	2.08	0.53
1:A:137:VAL:HG13	1:A:158:LEU:HD21	1.90	0.53
1:C:151:GLU:O	1:C:151:GLU:HG3	2.07	0.53
1:D:133:ASN:O	1:D:133:ASN:CG	2.45	0.53
1:F:160:HIS:HB2	1:F:167:LEU:CD1	2.38	0.53
1:D:48:ALA:HB1	1:D:110:THR:O	2.08	0.53

Continued on next page...

Continued from previous page...

Atom-1	Atom-2	Interatomic distance (Å)	Clash overlap (Å)
1:D:153:LEU:HD22	1:D:157:GLU:CG	2.38	0.53
1:F:141:ALA:O	1:F:142:ALA:C	2.47	0.53
1:B:31:SER:N	1:B:32:PRO:CD	2.71	0.53
1:B:54:TYR:HD1	1:B:75:SER:HB3	1.74	0.53
1:C:79:SER:OG	1:C:197:VAL:HG21	2.08	0.53
1:A:102:ARG:HG2	2:A:321:HOH:O	2.08	0.53
1:C:17:VAL:HG12	1:C:18:GLN:O	2.08	0.53
1:C:54:TYR:HB2	1:C:75:SER:HB2	1.91	0.53
1:E:99:ASP:OD2	1:E:102:ARG:NH2	2.41	0.53
1:F:19:THR:CG2	1:F:20:LYS:N	2.72	0.53
1:A:163:LEU:HD12	1:A:195:LEU:HD22	1.90	0.53
1:B:24:VAL:O	1:B:25:GLY:O	2.27	0.53
1:F:37:ILE:HG12	1:F:85:LEU:HD22	1.91	0.53
1:C:69:SER:HA	1:C:126:ASN:HD21	1.73	0.53
1:B:47:ARG:C	1:B:109:VAL:HB	2.28	0.53
1:C:2:ALA:HB1	1:C:33:TYR:OH	2.08	0.53
1:F:17:VAL:CG1	1:F:83:LEU:HA	2.21	0.53
1:C:138:GLY:HA3	2:C:207:HOH:O	2.08	0.53
1:D:50:ILE:HG22	1:D:79:SER:HB2	1.91	0.53
1:D:124:ARG:HG3	1:D:130:VAL:HG22	1.91	0.53
1:A:91:LYS:HB3	1:A:92:PRO:HD3	1.89	0.53
1:A:108:PHE:CZ	1:F:174:GLU:HG2	2.44	0.53
1:D:66:THR:HB	1:D:69:SER:HG	1.69	0.53
1:B:162:VAL:HG12	1:B:163:LEU:HG	1.90	0.53
1:F:187:GLU:O	1:F:190:ALA:HB3	2.08	0.53
1:A:10:LYS:HB2	1:A:16:TYR:CD2	2.42	0.53
1:A:89:LEU:HD13	1:A:93:PHE:CZ	2.43	0.53
1:B:4:PHE:HB2	1:B:18:GLN:HB3	1.90	0.53
1:B:163:LEU:C	1:B:165:SER:H	2.11	0.53
1:C:131:ILE:CG2	1:C:134:ALA:HB2	2.38	0.53
1:C:50:ILE:HG21	1:C:196:ILE:HB	1.90	0.53
1:A:42:ILE:CG2	1:F:175:ALA:HB2	2.38	0.53
1:E:174:GLU:OE1	1:F:47:ARG:NH1	2.38	0.53
1:A:2:ALA:CB	1:A:36:LEU:HD11	2.39	0.53
1:A:11:MSE:SE	1:A:194:TRP:CB	3.07	0.53
1:E:157:GLU:OE1	1:F:47:ARG:HG3	2.09	0.53
1:E:76:VAL:HG21	1:E:100:LEU:HD21	1.90	0.53
1:A:165:SER:HB3	2:A:268:HOH:O	2.08	0.53
1:D:135:ILE:HG23	1:D:135:ILE:O	2.07	0.53
1:E:76:VAL:HG12	1:E:77:LYS:H	1.74	0.53
1:F:142:ALA:HA	1:F:150:LEU:HB2	1.91	0.53

Continued on next page...

Continued from previous page...

Atom-1	Atom-2	Interatomic distance (Å)	Clash overlap (Å)
1:E:191:ILE:O	1:E:195:LEU:HG	2.09	0.53
1:F:170:LEU:O	1:F:174:GLU:HG2	2.09	0.53
1:D:116:ILE:H	1:D:136:ASN:ND2	2.05	0.53
1:A:91:LYS:N	1:A:92:PRO:CD	2.70	0.53
1:A:157:GLU:O	1:A:160:HIS:HB3	2.09	0.53
1:D:113:GLY:HA3	1:D:116:ILE:HG21	1.89	0.53
1:E:10:LYS:HB2	1:E:16:TYR:CE1	2.43	0.53
1:E:137:VAL:O	1:E:140:LEU:N	2.42	0.53
1:E:140:LEU:HD21	1:E:203:LEU:HB3	1.91	0.53
1:D:46:ASN:CB	2:D:287:HOH:O	2.57	0.53
1:B:4:PHE:CD2	1:B:83:LEU:HD22	2.42	0.53
1:A:123:LEU:O	1:A:128:GLY:N	2.42	0.53
1:E:55:TRP:HA	1:E:72:SER:O	2.09	0.53
1:A:107:LYS:N	2:A:254:HOH:O	2.42	0.53
1:B:145:ARG:NH1	1:B:206:GLU:OE2	2.42	0.53
1:C:4:PHE:CE2	1:C:83:LEU:HB3	2.44	0.53
1:C:195:LEU:O	1:C:199:VAL:HG23	2.08	0.53
1:F:135:ILE:HD12	2:F:231:HOH:O	2.09	0.53
1:A:68:THR:HA	2:A:235:HOH:O	2.05	0.53
1:B:141:ALA:HA	1:B:203:LEU:HD13	1.91	0.53
1:C:53:VAL:HG12	1:C:76:VAL:HG22	1.91	0.53
1:D:81:ARG:NH2	1:D:197:VAL:CG1	2.72	0.53
1:E:22:ILE:HD12	1:E:85:LEU:CD1	2.39	0.53
1:E:180:ALA:HB1	1:E:184:GLU:HB2	1.91	0.53
1:F:162:VAL:HG11	1:F:199:VAL:HG13	1.91	0.53
1:A:10:LYS:HD2	1:A:16:TYR:OH	2.08	0.53
1:A:11:MSE:C	1:A:13:ASP:H	2.12	0.53
1:B:25:GLY:C	1:B:94:HIS:HD2	2.11	0.53
1:D:118:GLU:HG2	2:D:238:HOH:O	2.07	0.53
1:D:129:LEU:HD23	2:D:210:HOH:O	2.09	0.53
1:A:40:ASP:O	1:A:41:SER:C	2.47	0.53
1:B:40:ASP:O	1:B:44:ASN:N	2.39	0.53
1:E:153:LEU:HD22	1:E:157:GLU:CG	2.38	0.53
1:E:183:GLU:O	1:E:186:LEU:HB3	2.09	0.53
1:A:91:LYS:HA	1:A:91:LYS:NZ	2.23	0.53
1:A:136:ASN:C	1:A:136:ASN:ND2	2.53	0.53
1:C:8:LYS:CD	1:C:18:GLN:HG2	2.37	0.53
1:D:34:LEU:HB3	1:D:103:PHE:CD1	2.44	0.53
1:E:31:SER:HB3	1:E:32:PRO:CD	2.34	0.53
1:F:170:LEU:CD1	1:F:188:ALA:CA	2.86	0.53
1:A:138:GLY:HA3	1:A:151:GLU:HA	1.90	0.53

Continued on next page...

Continued from previous page...

Atom-1	Atom-2	Interatomic distance (Å)	Clash overlap (Å)
1:C:122:LEU:HD21	1:D:124:ARG:HH12	1.73	0.53
1:D:169:GLN:OE1	1:D:169:GLN:HA	2.09	0.53
1:A:87:LEU:CD1	1:A:100:LEU:HD13	2.39	0.53
1:C:131:ILE:CG2	1:C:134:ALA:HB2	2.39	0.53
1:A:147:THR:HB	1:A:150:LEU:HG	1.91	0.53
1:D:82:ASN:CB	1:D:83:LEU:HD23	2.33	0.53
1:F:56:ASP:C	1:F:56:ASP:OD1	2.47	0.53
1:E:73:LEU:HD22	1:E:129:LEU:HD12	1.91	0.53
1:D:140:LEU:HD12	1:D:140:LEU:C	2.29	0.53
1:F:123:LEU:HD13	1:F:129:LEU:HD22	1.91	0.53
1:F:176:LYS:HB2	1:F:179:LYS:HE3	1.91	0.53
1:A:157:GLU:HB2	2:B:217:HOH:O	2.08	0.53
1:E:153:LEU:HD12	1:E:158:LEU:HD12	1.91	0.53
1:B:89:LEU:N	1:B:89:LEU:HD23	2.24	0.53
1:F:19:THR:CG2	1:F:84:CYS:O	2.57	0.53
1:A:42:ILE:HG12	1:A:47:ARG:HG2	1.91	0.52
1:A:155:THR:CG2	1:A:196:ILE:HD11	2.39	0.52
1:B:58:GLY:HA2	1:C:98:LYS:NZ	2.24	0.52
1:E:131:ILE:CG2	1:E:134:ALA:HB2	2.39	0.52
1:A:137:VAL:HG13	1:A:158:LEU:CD2	2.38	0.52
1:B:162:VAL:HG12	1:B:163:LEU:HD23	1.91	0.52
1:D:149:VAL:HG22	1:D:149:VAL:O	2.08	0.52
1:D:49:VAL:HG23	1:D:109:VAL:HG21	1.90	0.52
1:B:12:THR:HB	1:B:194:TRP:CH2	2.44	0.52
1:C:145:ARG:HD2	1:C:206:GLU:OE1	2.09	0.52
1:D:22:ILE:HD12	1:D:28:THR:HG21	1.90	0.52
1:F:19:THR:CG2	1:F:20:LYS:H	2.17	0.52
1:B:156:ARG:NH2	1:B:160:HIS:HD2	2.00	0.52
1:C:22:ILE:HG23	1:C:87:LEU:HA	1.90	0.52
1:C:124:ARG:CG	1:C:124:ARG:NH1	2.68	0.52
1:E:11:MSE:HG3	1:E:194:TRP:CG	2.44	0.52
1:F:169:GLN:HG3	2:F:290:HOH:O	2.07	0.52
1:B:24:VAL:HG13	1:B:28:THR:HB	1.90	0.52
1:B:177:TRP:CH2	1:B:185:GLN:HG2	2.44	0.52
1:F:139:LYS:HZ2	1:F:143:GLU:HB2	1.73	0.52
1:B:42:ILE:HG22	1:B:43:LEU:HD23	1.91	0.52
1:E:121:ASP:OD1	1:E:124:ARG:NH1	2.42	0.52
1:A:22:ILE:CG2	1:A:23:ASP:H	2.22	0.52
1:B:54:TYR:O	1:B:73:LEU:CA	2.50	0.52
1:E:156:ARG:NH2	1:E:160:HIS:HB2	2.23	0.52
1:A:118:GLU:HG2	2:B:225:HOH:O	2.09	0.52

Continued on next page...

Continued from previous page...

Atom-1	Atom-2	Interatomic distance (Å)	Clash overlap (Å)
1:D:30:ILE:C	1:D:32:PRO:HD2	2.29	0.52
1:D:172:SER:O	1:D:176:LYS:HG3	2.09	0.52
1:F:113:GLY:O	1:F:137:VAL:HB	2.09	0.52
1:F:177:TRP:HZ3	1:F:188:ALA:CB	2.22	0.52
1:F:191:ILE:HG22	1:F:192:GLU:N	2.24	0.52
1:A:2:ALA:HB3	1:A:36:LEU:HD11	1.90	0.52
1:A:23:ASP:O	1:A:28:THR:HG21	2.09	0.52
1:D:77:LYS:HG2	1:D:78:LEU:N	2.24	0.52
1:A:159:ALA:HB2	1:A:196:ILE:HD13	1.91	0.52
1:B:11:MSE:HE2	1:B:11:MSE:N	2.25	0.52
1:B:98:LYS:O	1:B:102:ARG:HG3	2.09	0.52
1:A:162:VAL:HG12	1:A:163:LEU:HD23	1.91	0.52
1:D:156:ARG:C	1:D:156:ARG:CD	2.78	0.52
1:D:162:VAL:HG12	1:D:163:LEU:HD23	1.90	0.52
1:D:175:ALA:HB1	1:E:43:LEU:HG	1.91	0.52
1:F:163:LEU:HB2	2:F:308:HOH:O	2.10	0.52
1:D:170:LEU:HD11	1:D:174:GLU:OE1	2.08	0.52
1:D:39:GLU:OE2	2:D:246:HOH:O	2.19	0.52
1:A:31:SER:N	1:A:32:PRO:CD	2.73	0.52
1:C:91:LYS:NZ	2:C:288:HOH:O	2.43	0.52
1:D:198:ASN:O	1:D:201:ASP:HB2	2.10	0.52
1:A:4:PHE:HZ	1:A:37:ILE:HG12	1.74	0.52
1:F:47:ARG:O	1:F:109:VAL:HA	2.09	0.52
1:E:81:ARG:HH12	1:E:198:ASN:ND2	2.00	0.52
1:E:81:ARG:CA	2:E:295:HOH:O	2.53	0.52
1:A:156:ARG:HG3	1:B:47:ARG:NH1	2.25	0.52
1:B:54:TYR:HD1	1:B:75:SER:O	1.92	0.52
1:B:142:ALA:HA	1:B:150:LEU:HD12	1.92	0.52
1:F:71:TRP:O	1:F:126:ASN:ND2	2.41	0.52
1:B:170:LEU:HD13	1:B:191:ILE:HB	1.92	0.52
1:A:182:PRO:HD3	2:A:250:HOH:O	2.09	0.52
1:F:50:ILE:HA	1:F:112:VAL:O	2.09	0.52
1:B:9:PHE:CD1	1:B:187:GLU:HG3	2.45	0.52
1:E:99:ASP:HA	1:E:102:ARG:HH21	1.75	0.52
1:F:66:THR:O	1:F:69:SER:OG	2.25	0.52
1:D:105:ALA:HA	1:D:132:ARG:H	1.73	0.52
1:A:81:ARG:HG2	2:A:297:HOH:O	2.08	0.52
1:F:156:ARG:NH2	1:F:160:HIS:HB2	2.25	0.52
1:E:55:TRP:CH2	1:E:123:LEU:HG	2.45	0.52
1:E:88:ARG:HG2	1:E:88:ARG:NH1	2.24	0.52
1:F:66:THR:O	1:F:67:LYS:HG2	2.10	0.52

Continued on next page...

Continued from previous page...

Atom-1	Atom-2	Interatomic distance (Å)	Clash overlap (Å)
1:B:174:GLU:HG2	1:C:108:PHE:CZ	2.45	0.52
1:D:153:LEU:HD22	1:D:157:GLU:HG2	1.92	0.52
1:E:109:VAL:O	1:E:133:ASN:ND2	2.43	0.52
1:A:66:THR:HG23	1:A:69:SER:HB3	1.91	0.52
1:E:30:ILE:CG2	1:E:87:LEU:HD22	2.37	0.52
1:E:124:ARG:HG2	1:E:125:GLU:OE1	2.08	0.52
1:F:68:THR:C	1:F:70:GLY:N	2.61	0.52
1:A:56:ASP:HB2	1:A:74:SER:HB3	1.90	0.52
1:A:167:LEU:O	1:A:171:ASP:HB2	2.09	0.52
1:B:81:ARG:HA	1:B:81:ARG:HH11	1.73	0.52
1:F:31:SER:HB2	1:F:32:PRO:CD	2.37	0.52
1:F:55:TRP:CH2	1:F:122:LEU:HB3	2.44	0.52
1:C:23:ASP:OD1	1:C:88:ARG:HB2	2.10	0.52
1:D:54:TYR:O	1:D:74:SER:HB3	2.08	0.52
1:F:141:ALA:HA	1:F:203:LEU:HD11	1.92	0.52
1:F:80:THR:OG1	1:F:83:LEU:HG	2.10	0.52
1:A:67:LYS:HB3	1:B:128:GLY:N	2.25	0.52
1:B:172:SER:O	1:B:176:LYS:HG3	2.09	0.52
1:A:157:GLU:OE2	1:A:161:ARG:NH1	2.42	0.52
1:B:24:VAL:HG13	1:B:28:THR:HB	1.91	0.52
1:A:20:LYS:HE2	1:A:33:TYR:CE1	2.44	0.52
1:C:23:ASP:OD1	1:C:88:ARG:HD2	2.10	0.52
1:D:94:HIS:CE1	2:D:300:HOH:O	2.63	0.52
1:F:24:VAL:HG12	1:F:90:PRO:HG3	1.90	0.52
1:F:169:GLN:CG	2:F:290:HOH:O	2.57	0.52
1:A:81:ARG:HB2	2:A:224:HOH:O	2.08	0.52
1:F:135:ILE:HD11	1:F:140:LEU:HD22	1.92	0.52
1:D:131:ILE:HD12	1:D:131:ILE:N	2.25	0.52
1:D:136:ASN:C	1:D:138:GLY:H	2.11	0.52
1:F:169:GLN:OE1	1:F:169:GLN:HA	2.09	0.52
1:F:23:ASP:CG	1:F:88:ARG:HH21	2.13	0.52
1:F:79:SER:OG	1:F:193:GLY:HA3	2.09	0.52
1:F:116:ILE:HG12	1:F:136:ASN:CB	2.40	0.52
1:B:115:GLN:H	1:B:136:ASN:HD21	1.56	0.52
1:D:102:ARG:NH2	2:D:260:HOH:O	2.42	0.52
1:C:162:VAL:HG12	1:C:163:LEU:HD23	1.92	0.52
1:F:24:VAL:HG13	1:F:28:THR:HB	1.92	0.52
1:F:158:LEU:O	1:F:162:VAL:HG23	2.09	0.52
1:E:114:VAL:HG23	2:E:267:HOH:O	2.09	0.52
1:F:38:ARG:NH1	2:F:234:HOH:O	2.36	0.52
1:D:47:ARG:O	1:D:109:VAL:HA	2.08	0.52

Continued on next page...

Continued from previous page...

Atom-1	Atom-2	Interatomic distance (Å)	Clash overlap (Å)
1:F:194:TRP:CE3	1:F:195:LEU:HD23	2.45	0.52
1:C:10:LYS:CD	2:C:304:HOH:O	2.58	0.52
1:D:80:THR:O	1:D:81:ARG:C	2.49	0.52
1:B:23:ASP:OD1	1:B:88:ARG:HD2	2.10	0.52
1:D:153:LEU:HD22	1:D:157:GLU:CG	2.40	0.52
1:E:20:LYS:HE2	1:E:33:TYR:HE1	1.73	0.52
1:B:29:ASP:CG	1:B:32:PRO:HD3	2.29	0.52
1:D:126:ASN:N	1:D:126:ASN:HD22	2.07	0.52
1:B:175:ALA:HB1	1:C:43:LEU:HG	1.92	0.52
1:D:159:ALA:HB1	1:D:195:LEU:HD22	1.92	0.52
1:D:175:ALA:CB	1:E:43:LEU:HG	2.38	0.52
1:F:22:ILE:O	1:F:24:VAL:HG23	2.09	0.52
1:F:156:ARG:O	1:F:159:ALA:N	2.43	0.52
1:A:156:ARG:HD2	1:B:47:ARG:CD	2.40	0.52
1:B:12:THR:HB	2:B:231:HOH:O	2.09	0.52
1:C:46:ASN:HD22	1:C:46:ASN:H	1.58	0.52
1:E:95:ASP:C	1:E:97:LEU:H	2.13	0.52
1:D:23:ASP:OD1	1:D:88:ARG:NE	2.40	0.52
1:E:4:PHE:HA	1:E:20:LYS:HB2	1.92	0.52
1:E:169:GLN:HA	1:E:169:GLN:HE21	1.74	0.52
1:F:155:THR:HG22	1:F:196:ILE:HD11	1.92	0.52
1:C:101:TYR:CZ	1:C:129:LEU:HD12	2.44	0.52
1:D:178:GLU:OE2	1:D:179:LYS:HE3	2.09	0.52
1:E:9:PHE:CE1	1:E:187:GLU:HG3	2.45	0.52
1:B:50:ILE:CD1	1:B:112:VAL:HB	2.40	0.52
1:B:81:ARG:HB2	1:B:81:ARG:NH1	2.25	0.52
1:E:156:ARG:NH2	1:E:167:LEU:HD13	2.25	0.52
1:A:40:ASP:OD1	1:A:82:ASN:HB2	2.10	0.52
1:B:4:PHE:CE2	1:B:83:LEU:HB3	2.44	0.52
1:A:148:LEU:HG	2:A:264:HOH:O	2.10	0.52
1:A:39:GLU:HG2	1:A:43:LEU:HD12	1.92	0.52
1:C:10:LYS:HD3	2:C:304:HOH:O	2.08	0.52
1:C:47:ARG:O	1:C:109:VAL:HB	2.10	0.52
1:F:4:PHE:CE2	1:F:83:LEU:HB3	2.45	0.52
1:C:205:ASP:O	1:C:206:GLU:HB2	2.09	0.52
1:F:4:PHE:CD2	1:F:83:LEU:HD22	2.45	0.52
1:C:191:ILE:O	1:C:195:LEU:HG	2.10	0.52
1:E:198:ASN:O	1:E:201:ASP:N	2.41	0.52
1:F:153:LEU:HD22	1:F:157:GLU:CG	2.40	0.52
1:B:153:LEU:HD13	1:B:157:GLU:HB3	1.92	0.52
1:C:191:ILE:HG23	2:C:286:HOH:O	2.08	0.52

Continued on next page...

Continued from previous page...

Atom-1	Atom-2	Interatomic distance (Å)	Clash overlap (Å)
1:D:81:ARG:NH1	1:D:198:ASN:HD21	2.08	0.52
1:A:50:ILE:O	1:A:79:SER:N	2.43	0.52
1:E:112:VAL:HG13	1:E:135:ILE:HG23	1.90	0.52
1:A:73:LEU:HG	1:A:89:LEU:HD12	1.92	0.52
1:B:188:ALA:O	1:B:192:GLU:HG3	2.09	0.52
1:E:17:VAL:HG13	1:E:83:LEU:HA	1.92	0.52
1:F:41:SER:OG	1:F:47:ARG:HA	2.09	0.52
1:E:11:MSE:C	1:E:13:ASP:H	2.13	0.51
1:F:57:VAL:HG12	1:F:58:GLY:N	2.25	0.51
1:F:114:VAL:O	1:F:116:ILE:HG23	2.09	0.51
1:A:81:ARG:HD3	2:A:212:HOH:O	2.09	0.51
1:A:174:GLU:OE1	1:B:108:PHE:CE1	2.63	0.51
1:A:198:ASN:O	1:A:202:GLN:HG3	2.11	0.51
1:B:171:ASP:HB3	2:B:300:HOH:O	2.10	0.51
1:C:10:LYS:H	1:C:10:LYS:HZ2	1.58	0.51
1:F:57:VAL:HG13	1:F:71:TRP:NE1	2.25	0.51
1:A:34:LEU:HD22	1:A:103:PHE:CD2	2.45	0.51
1:B:53:VAL:HG12	1:B:76:VAL:HG22	1.91	0.51
1:D:137:VAL:O	1:D:137:VAL:HG22	2.09	0.51
1:E:51:PHE:CD2	1:E:111:PHE:HB3	2.45	0.51
1:E:51:PHE:CE2	1:E:111:PHE:HB3	2.45	0.51
1:E:59:PHE:CZ	1:F:98:LYS:HG3	2.45	0.51
1:B:57:VAL:HG11	1:C:101:TYR:CB	2.40	0.51
1:F:200:TRP:HZ2	2:F:270:HOH:O	1.90	0.51
1:A:59:PHE:HB2	2:B:262:HOH:O	2.09	0.51
1:B:13:ASP:OD2	1:B:15:SER:OG	2.27	0.51
1:D:81:ARG:HG3	1:D:82:ASN:CG	2.30	0.51
1:A:4:PHE:CE1	1:A:36:LEU:HD12	2.46	0.51
1:B:8:LYS:HG3	2:B:224:HOH:O	2.09	0.51
1:B:130:VAL:HG12	1:B:131:ILE:N	2.25	0.51
1:C:94:HIS:CD2	2:C:263:HOH:O	2.63	0.51
1:D:143:GLU:C	1:D:145:ARG:N	2.61	0.51
1:C:10:LYS:H	1:C:10:LYS:CD	2.22	0.51
1:D:18:GLN:HB2	1:D:83:LEU:HD23	1.92	0.51
1:E:104:PHE:HB3	1:E:131:ILE:HG12	1.91	0.51
1:A:24:VAL:HB	1:A:88:ARG:O	2.10	0.51
1:E:81:ARG:NH2	1:E:198:ASN:CG	2.64	0.51
1:E:160:HIS:HB2	1:E:167:LEU:HD11	1.92	0.51
1:C:124:ARG:O	1:C:128:GLY:HA2	2.11	0.51
1:F:4:PHE:HA	1:F:20:LYS:HB2	1.92	0.51
1:F:38:ARG:NH2	1:F:38:ARG:HG2	2.24	0.51

Continued on next page...

Continued from previous page...

Atom-1	Atom-2	Interatomic distance (Å)	Clash overlap (Å)
1:A:107:LYS:HE3	1:A:132:ARG:CZ	2.40	0.51
1:B:176:LYS:HD2	1:B:176:LYS:O	2.10	0.51
1:E:20:LYS:HG2	1:E:33:TYR:CE1	2.46	0.51
1:B:96:ASN:H	1:B:96:ASN:ND2	2.07	0.51
1:E:57:VAL:HB	1:F:102:ARG:HH22	1.75	0.51
1:A:148:LEU:HD23	2:A:297:HOH:O	2.09	0.51
1:A:156:ARG:HD3	1:A:156:ARG:C	2.30	0.51
1:B:173:ILE:HA	1:B:176:LYS:HE2	1.90	0.51
1:C:23:ASP:OD2	1:C:88:ARG:NH2	2.43	0.51
1:C:66:THR:N	2:C:287:HOH:O	2.43	0.51
1:D:183:GLU:O	1:D:187:GLU:HB2	2.10	0.51
1:B:46:ASN:OD1	1:B:201:ASP:OD1	2.28	0.51
1:C:73:LEU:O	1:C:73:LEU:CG	2.55	0.51
1:C:114:VAL:HG21	1:C:155:THR:OG1	2.10	0.51
1:C:149:VAL:CG2	1:D:140:LEU:HD21	2.40	0.51
1:D:28:THR:HG22	1:D:29:ASP:N	2.25	0.51
1:D:82:ASN:O	1:D:83:LEU:HD23	2.11	0.51
1:F:116:ILE:O	1:F:120:LEU:HG	2.08	0.51
1:A:163:LEU:HD12	1:A:195:LEU:CD2	2.41	0.51
1:F:24:VAL:O	1:F:25:GLY:O	2.27	0.51
1:F:26:SER:HB3	2:F:214:HOH:O	2.10	0.51
1:A:94:HIS:ND1	2:A:321:HOH:O	2.34	0.51
1:E:115:GLN:OE1	1:F:133:ASN:ND2	2.43	0.51
1:F:18:GLN:HG3	2:F:272:HOH:O	2.11	0.51
1:F:129:LEU:C	1:F:129:LEU:HD23	2.30	0.51
1:A:112:VAL:HA	1:A:135:ILE:HG22	1.92	0.51
1:C:151:GLU:O	1:C:152:PHE:CD1	2.63	0.51
1:D:37:ILE:HG23	1:D:80:THR:CG2	2.40	0.51
1:F:107:LYS:HB2	1:F:107:LYS:HZ3	1.75	0.51
1:A:49:VAL:O	1:A:111:PHE:HA	2.10	0.51
1:A:155:THR:CB	1:A:192:GLU:OE1	2.55	0.51
1:E:75:SER:OG	1:E:88:ARG:HA	2.10	0.51
1:E:168:GLY:O	1:E:172:SER:N	2.42	0.51
1:A:195:LEU:HD21	2:A:220:HOH:O	2.09	0.51
1:B:67:LYS:HB3	1:C:124:ARG:O	2.10	0.51
1:E:25:GLY:HA3	2:E:292:HOH:O	2.10	0.51
1:E:20:LYS:HE2	1:E:33:TYR:CE1	2.46	0.51
1:E:54:TYR:CD1	1:E:54:TYR:N	2.78	0.51
1:F:23:ASP:OD2	1:F:88:ARG:NE	2.43	0.51
1:F:36:LEU:O	1:F:39:GLU:N	2.43	0.51
1:A:72:SER:CA	1:A:127:HIS:NE2	2.73	0.51

Continued on next page...

Continued from previous page...

Atom-1	Atom-2	Interatomic distance (Å)	Clash overlap (Å)
1:B:73:LEU:HB3	1:B:93:PHE:CZ	2.46	0.51
1:D:116:ILE:HD11	1:D:135:ILE:O	2.11	0.51
1:D:156:ARG:HG2	1:D:170:LEU:HD23	1.92	0.51
1:A:94:HIS:ND1	2:A:321:HOH:O	2.34	0.51
1:C:96:ASN:ND2	1:C:96:ASN:H	2.06	0.51
1:C:131:ILE:HD12	1:C:131:ILE:N	2.26	0.51
1:D:40:ASP:CB	1:D:83:LEU:HD12	2.40	0.51
1:D:67:LYS:HB3	1:E:128:GLY:N	2.26	0.51
1:D:101:TYR:CD2	1:D:129:LEU:HG	2.46	0.51
1:E:169:GLN:HA	1:E:169:GLN:NE2	2.26	0.51
1:F:38:ARG:HB2	1:F:103:PHE:CE1	2.38	0.51
1:A:194:TRP:CZ3	1:A:195:LEU:HD23	2.46	0.51
1:B:26:SER:HB2	1:B:94:HIS:CD2	2.45	0.51
1:C:100:LEU:HD11	1:C:104:PHE:CE1	2.44	0.51
1:D:156:ARG:NH1	1:D:157:GLU:OE1	2.44	0.51
1:E:107:LYS:HE3	1:E:132:ARG:CZ	2.40	0.51
1:E:149:VAL:HG21	1:F:204:SER:HA	1.93	0.51
1:C:84:CYS:HB2	2:C:217:HOH:O	2.10	0.51
1:E:174:GLU:OE1	1:F:47:ARG:NH2	2.41	0.51
1:B:149:VAL:HB	2:B:281:HOH:O	2.10	0.51
1:F:149:VAL:O	1:F:150:LEU:C	2.47	0.51
1:B:77:LYS:HD3	1:B:189:ALA:HB1	1.92	0.51
1:C:114:VAL:O	1:D:107:LYS:HD3	2.11	0.51
1:E:135:ILE:HG23	1:E:135:ILE:O	2.11	0.51
1:A:39:GLU:HG3	1:F:175:ALA:HB1	1.93	0.51
1:A:75:SER:HA	1:A:89:LEU:HG	1.93	0.51
1:D:76:VAL:CG1	1:D:78:LEU:HG	2.40	0.51
1:D:129:LEU:C	1:D:129:LEU:HD23	2.30	0.51
1:D:169:GLN:OE1	1:D:169:GLN:O	2.28	0.51
1:E:145:ARG:CZ	1:E:162:VAL:HG13	2.40	0.51
1:C:67:LYS:O	1:D:128:GLY:HA3	2.11	0.51
1:C:120:LEU:O	1:C:124:ARG:HB2	2.09	0.51
1:D:4:PHE:CE2	1:D:83:LEU:HB3	2.46	0.51
1:D:34:LEU:CD1	1:D:99:ASP:HB3	2.41	0.51
1:E:96:ASN:N	1:E:96:ASN:ND2	2.59	0.51
1:B:57:VAL:HG12	1:B:58:GLY:N	2.26	0.51
1:E:147:THR:HB	1:E:150:LEU:CD1	2.40	0.51
1:D:81:ARG:HH12	1:D:198:ASN:HD21	1.58	0.51
1:E:48:ALA:HB2	1:E:200:TRP:CD1	2.45	0.51
1:E:81:ARG:HB3	2:E:300:HOH:O	2.10	0.51
1:A:71:TRP:HB2	1:A:122:LEU:HD22	1.93	0.51

Continued on next page...

Continued from previous page...

Atom-1	Atom-2	Interatomic distance (Å)	Clash overlap (Å)
1:B:187:GLU:OE1	2:B:310:HOH:O	2.18	0.51
1:D:122:LEU:HD22	1:D:126:ASN:OD1	2.10	0.51
1:E:91:LYS:NZ	2:E:262:HOH:O	2.43	0.51
1:A:22:ILE:HD12	1:A:22:ILE:N	2.25	0.51
1:A:183:GLU:HB2	2:A:293:HOH:O	2.11	0.51
1:A:18:GLN:HB2	1:A:83:LEU:HD23	1.92	0.51
1:D:126:ASN:N	1:D:126:ASN:HD22	2.07	0.51
1:D:163:LEU:O	1:D:164:TRP:HB2	2.10	0.51
1:F:173:ILE:O	1:F:173:ILE:CG2	2.59	0.51
1:D:40:ASP:HB2	1:D:83:LEU:CD1	2.40	0.51
1:E:115:GLN:O	1:F:107:LYS:HE2	2.10	0.51
1:F:11:MSE:HG3	1:F:194:TRP:CG	2.46	0.51
1:C:156:ARG:HG3	1:D:47:ARG:NH1	2.25	0.51
1:D:66:THR:HB	1:D:69:SER:HB3	1.92	0.51
1:E:95:ASP:CG	2:E:259:HOH:O	2.48	0.51
1:B:156:ARG:HG3	1:C:47:ARG:NE	2.25	0.51
1:D:130:VAL:HG12	1:D:130:VAL:O	2.10	0.51
1:E:77:LYS:HZ2	1:E:192:GLU:HB2	1.76	0.51
1:B:9:PHE:CD1	1:B:187:GLU:HG3	2.46	0.51
1:D:4:PHE:CD2	1:D:83:LEU:HD22	2.45	0.51
1:D:56:ASP:CG	2:D:274:HOH:O	2.49	0.51
1:F:145:ARG:HH21	1:F:202:GLN:HG2	1.61	0.51
1:B:161:ARG:NH1	2:B:247:HOH:O	2.26	0.51
1:A:135:ILE:HD12	1:A:136:ASN:H	1.75	0.51
1:C:118:GLU:CB	2:C:289:HOH:O	2.54	0.51
1:C:120:LEU:HD12	2:C:273:HOH:O	2.10	0.51
1:E:50:ILE:N	1:E:50:ILE:CD1	2.74	0.51
1:F:8:LYS:HG2	2:F:263:HOH:O	2.10	0.51
1:C:104:PHE:HB3	1:C:131:ILE:HG12	1.93	0.51
1:C:153:LEU:HA	2:D:215:HOH:O	2.10	0.51
1:F:72:SER:HB2	1:F:91:LYS:HZ2	1.71	0.51
1:C:145:ARG:HD2	1:C:203:LEU:HD21	1.92	0.51
1:D:105:ALA:O	1:D:132:ARG:NE	2.39	0.51
1:E:4:PHE:HD1	1:E:18:GLN:O	1.94	0.51
1:B:157:GLU:O	1:B:161:ARG:N	2.37	0.51
1:B:174:GLU:HA	1:B:177:TRP:HE3	1.76	0.51
1:B:202:GLN:HG3	1:B:206:GLU:OE2	2.10	0.51
2:B:234:HOH:O	1:C:46:ASN:HA	2.11	0.51
1:E:167:LEU:HA	2:E:270:HOH:O	2.10	0.51
1:D:117:GLU:OE1	1:D:117:GLU:HA	2.11	0.51
1:A:34:LEU:HD22	1:A:103:PHE:CE2	2.46	0.51

Continued on next page...

Continued from previous page...

Atom-1	Atom-2	Interatomic distance (Å)	Clash overlap (Å)
1:C:150:LEU:HB3	1:C:158:LEU:CD1	2.40	0.51
1:E:13:ASP:C	1:E:15:SER:H	2.14	0.51
1:C:173:ILE:C	1:C:175:ALA:H	2.13	0.51
1:C:23:ASP:OD2	1:C:88:ARG:NH2	2.44	0.51
1:C:98:LYS:HB3	1:C:102:ARG:HH12	1.76	0.51
1:E:59:PHE:HA	1:E:67:LYS:HG3	1.93	0.51
1:A:135:ILE:HD13	1:F:152:PHE:CE1	2.45	0.51
1:D:88:ARG:CG	1:D:88:ARG:HH21	2.24	0.51
1:D:195:LEU:O	1:D:199:VAL:HG23	2.11	0.51
1:E:4:PHE:CG	1:E:83:LEU:HD22	2.46	0.51
1:F:50:ILE:HD13	1:F:197:VAL:HG22	1.92	0.51
1:C:50:ILE:HG12	1:C:196:ILE:HG22	1.93	0.51
1:A:91:LYS:HB3	1:A:92:PRO:HD3	1.92	0.51
1:B:121:ASP:HB3	1:C:124:ARG:HH12	1.76	0.51
1:C:31:SER:HB3	1:C:99:ASP:CG	2.31	0.51
1:F:149:VAL:CG2	1:F:152:PHE:HB2	2.38	0.51
1:F:149:VAL:HA	1:F:152:PHE:CD2	2.46	0.51
1:F:3:SER:OG	1:F:5:ASP:HB3	2.10	0.51
1:F:19:THR:CG2	1:F:84:CYS:HB3	2.32	0.51
1:A:105:ALA:O	1:A:106:SER:O	2.29	0.51
1:B:26:SER:HB3	1:B:94:HIS:CD2	2.46	0.51
1:C:192:GLU:CD	2:C:241:HOH:O	2.39	0.51
1:C:169:GLN:HE21	1:C:169:GLN:HA	1.75	0.51
1:A:123:LEU:HD13	1:A:129:LEU:HD22	1.91	0.51
1:A:135:ILE:HD13	1:F:152:PHE:CD1	2.46	0.51
1:E:58:GLY:HA2	1:F:98:LYS:CE	2.41	0.51
1:E:185:GLN:O	1:E:188:ALA:N	2.43	0.51
1:B:40:ASP:OD1	1:B:81:ARG:CB	2.52	0.51
1:E:48:ALA:HB2	1:E:200:TRP:HE1	1.73	0.51
1:E:137:VAL:O	1:E:158:LEU:HD21	2.11	0.51
1:F:42:ILE:HG12	1:F:47:ARG:CZ	2.41	0.51
1:F:147:THR:HB	1:F:150:LEU:HD11	1.92	0.51
1:B:29:ASP:OD2	1:B:32:PRO:HD3	2.11	0.51
1:F:104:PHE:HA	1:F:111:PHE:CZ	2.46	0.51
1:A:10:LYS:HA	1:A:16:TYR:HA	1.92	0.51
1:C:10:LYS:HD2	1:C:10:LYS:O	2.10	0.51
1:E:194:TRP:O	1:E:197:VAL:HB	2.10	0.51
1:F:89:LEU:HD23	1:F:89:LEU:N	2.25	0.51
1:A:153:LEU:HD13	1:A:157:GLU:O	2.11	0.51
1:B:77:LYS:C	1:B:77:LYS:HE2	2.30	0.51
1:A:183:GLU:OE2	1:A:183:GLU:HA	2.11	0.51

Continued on next page...

Continued from previous page...

Atom-1	Atom-2	Interatomic distance (Å)	Clash overlap (Å)
1:C:81:ARG:NH2	2:C:235:HOH:O	2.44	0.51
1:D:17:VAL:HG11	1:D:84:CYS:HB2	1.93	0.51
1:D:31:SER:N	1:D:32:PRO:CD	2.74	0.51
1:D:88:ARG:HG3	1:D:88:ARG:HH21	1.76	0.51
1:B:20:LYS:HB3	1:B:85:LEU:CD1	2.41	0.51
1:C:40:ASP:OD1	1:C:82:ASN:ND2	2.37	0.51
1:E:137:VAL:HG13	1:E:158:LEU:HD21	1.92	0.51
1:E:104:PHE:HA	1:E:111:PHE:CZ	2.45	0.51
1:A:22:ILE:HD11	1:A:33:TYR:CD2	2.46	0.51
1:C:26:SER:HA	1:C:96:ASN:CG	2.31	0.51
1:D:104:PHE:CD1	1:D:129:LEU:HD11	2.45	0.51
1:F:45:GLY:O	2:F:254:HOH:O	2.18	0.51
1:F:135:ILE:HD11	1:F:140:LEU:CD2	2.38	0.51
1:B:55:TRP:HA	1:B:72:SER:O	2.10	0.51
1:E:33:TYR:O	1:E:34:LEU:C	2.46	0.51
1:F:156:ARG:O	1:F:159:ALA:HB3	2.11	0.51
1:B:45:GLY:O	1:B:46:ASN:HB2	2.10	0.51
1:C:59:PHE:CD1	1:C:59:PHE:N	2.78	0.51
1:F:28:THR:HG22	1:F:29:ASP:H	1.76	0.51
1:B:169:GLN:HA	1:B:169:GLN:OE1	2.12	0.50
1:D:169:GLN:OE1	1:D:169:GLN:O	2.28	0.50
1:D:187:GLU:HG2	1:D:191:ILE:HD12	1.93	0.50
1:A:102:ARG:HH11	1:F:177:TRP:HE1	1.59	0.50
1:E:176:LYS:CD	1:E:180:ALA:HB2	2.40	0.50
1:C:111:PHE:O	1:C:135:ILE:N	2.44	0.50
1:E:59:PHE:H	1:F:98:LYS:NZ	2.08	0.50
1:A:133:ASN:ND2	1:F:115:GLN:CD	2.64	0.50
1:F:82:ASN:O	1:F:83:LEU:HD23	2.10	0.50
1:F:111:PHE:O	1:F:134:ALA:CA	2.59	0.50
1:C:3:SER:HA	2:C:264:HOH:O	2.11	0.50
1:E:22:ILE:CG2	1:E:28:THR:HG21	2.40	0.50
1:E:56:ASP:N	1:E:72:SER:O	2.26	0.50
1:B:116:ILE:HG13	1:B:136:ASN:HD22	1.76	0.50
1:D:42:ILE:O	1:D:42:ILE:HG22	2.12	0.50
1:E:143:GLU:C	1:E:145:ARG:H	2.14	0.50
1:A:191:ILE:HD11	2:A:319:HOH:O	2.11	0.50
1:A:114:VAL:O	1:B:107:LYS:HD3	2.11	0.50
1:A:20:LYS:HE2	1:A:33:TYR:CZ	2.45	0.50
1:B:149:VAL:HG21	1:C:204:SER:HA	1.93	0.50
1:C:35:SER:O	1:C:38:ARG:HB3	2.10	0.50
1:D:149:VAL:HG12	2:D:224:HOH:O	2.10	0.50

Continued on next page...

Continued from previous page...

Atom-1	Atom-2	Interatomic distance (Å)	Clash overlap (Å)
1:A:98:LYS:HB3	1:A:102:ARG:CZ	2.41	0.50
1:B:112:VAL:HA	1:B:135:ILE:CG2	2.41	0.50
1:E:11:MSE:O	1:E:14:GLY:N	2.39	0.50
1:A:66:THR:HG23	1:A:69:SER:CB	2.40	0.50
1:E:11:MSE:HE1	1:E:191:ILE:HG12	1.93	0.50
1:B:40:ASP:O	1:B:41:SER:C	2.50	0.50
1:B:109:VAL:O	1:B:133:ASN:HB3	2.12	0.50
1:B:139:LYS:HD3	2:B:243:HOH:O	2.10	0.50
1:C:50:ILE:HG12	1:C:197:VAL:N	2.26	0.50
1:C:177:TRP:CZ3	1:C:185:GLN:HG2	2.47	0.50
1:D:22:ILE:CD1	1:D:28:THR:HG21	2.40	0.50
1:A:11:MSE:N	1:A:15:SER:O	2.41	0.50
1:A:114:VAL:HG11	1:A:155:THR:CA	2.38	0.50
1:B:193:GLY:O	1:B:194:TRP:C	2.49	0.50
1:C:94:HIS:HB3	2:C:275:HOH:O	2.10	0.50
1:D:140:LEU:O	1:D:144:ALA:HB2	2.12	0.50
1:F:4:PHE:HA	1:F:20:LYS:HB2	1.92	0.50
1:B:156:ARG:HH21	1:B:160:HIS:HB2	1.75	0.50
1:B:176:LYS:HE3	1:B:180:ALA:HA	1.93	0.50
1:F:77:LYS:HA	1:F:85:LEU:O	2.12	0.50
1:D:105:ALA:HB2	1:D:130:VAL:O	2.11	0.50
1:D:151:GLU:HG2	1:D:152:PHE:CZ	2.47	0.50
1:C:170:LEU:HD11	1:C:174:GLU:CD	2.31	0.50
1:E:57:VAL:HG12	1:E:58:GLY:N	2.26	0.50
1:F:2:ALA:HB3	2:F:310:HOH:O	2.09	0.50
1:A:182:PRO:HD3	2:A:246:HOH:O	2.10	0.50
1:D:20:LYS:HG2	1:D:33:TYR:CD1	2.45	0.50
1:E:169:GLN:HA	1:E:169:GLN:NE2	2.27	0.50
1:F:116:ILE:HG12	1:F:136:ASN:OD1	2.11	0.50
1:B:156:ARG:O	1:B:156:ARG:HD3	2.11	0.50
1:B:170:LEU:HD13	1:B:191:ILE:HG21	1.93	0.50
1:D:37:ILE:HG23	1:D:80:THR:HG23	1.93	0.50
1:F:131:ILE:CG2	1:F:134:ALA:HB2	2.41	0.50
1:B:158:LEU:O	1:B:162:VAL:HG23	2.11	0.50
1:C:75:SER:HG	1:C:86:PHE:HE1	1.58	0.50
1:C:95:ASP:O	1:C:97:LEU:N	2.45	0.50
1:D:52:ASP:HB3	1:D:77:LYS:HB3	1.94	0.50
1:E:9:PHE:HE2	1:E:186:LEU:HG	1.75	0.50
1:D:58:GLY:HA3	1:D:70:GLY:O	2.11	0.50
1:F:13:ASP:OD2	1:F:14:GLY:N	2.45	0.50
1:A:111:PHE:O	1:A:134:ALA:HA	2.10	0.50

Continued on next page...

Continued from previous page...

Atom-1	Atom-2	Interatomic distance (Å)	Clash overlap (Å)
1:B:170:LEU:HD22	1:B:195:LEU:HD12	1.94	0.50
1:D:173:ILE:HD13	1:D:184:GLU:O	2.11	0.50
1:E:124:ARG:NH2	2:E:228:HOH:O	2.43	0.50
1:D:145:ARG:HH11	1:D:206:GLU:CD	2.14	0.50
1:D:152:PHE:CE2	1:E:140:LEU:HD13	2.45	0.50
1:F:170:LEU:HD22	1:F:195:LEU:HD12	1.93	0.50
1:B:38:ARG:HD2	1:B:108:PHE:HD2	1.75	0.50
1:D:67:LYS:HG2	1:E:127:HIS:CA	2.42	0.50
1:A:67:LYS:O	2:A:238:HOH:O	2.19	0.50
1:A:112:VAL:HA	1:A:135:ILE:CG2	2.41	0.50
1:E:136:ASN:C	1:E:136:ASN:ND2	2.64	0.50
1:E:77:LYS:HD2	1:E:189:ALA:CB	2.34	0.50
1:E:153:LEU:HD22	1:E:157:GLU:HG3	1.93	0.50
1:A:47:ARG:CD	1:F:157:GLU:HB2	2.41	0.50
1:B:163:LEU:CD2	1:B:202:GLN:HG2	2.42	0.50
1:A:57:VAL:HG11	1:B:101:TYR:CB	2.38	0.50
1:B:46:ASN:HB3	2:B:313:HOH:O	2.12	0.50
1:C:144:ALA:C	1:C:146:GLY:N	2.61	0.50
1:F:23:ASP:HA	1:F:88:ARG:HB2	1.92	0.50
1:F:51:PHE:HA	1:F:77:LYS:O	2.11	0.50
1:D:46:ASN:N	1:D:46:ASN:ND2	2.60	0.50
1:F:171:ASP:HA	1:F:174:GLU:CG	2.42	0.50
1:D:188:ALA:O	1:D:192:GLU:HG3	2.12	0.50
1:F:113:GLY:O	1:F:137:VAL:HG12	2.10	0.50
1:A:10:LYS:HB2	1:A:16:TYR:CE2	2.46	0.50
1:F:169:GLN:OE1	1:F:169:GLN:CA	2.55	0.50
1:D:24:VAL:O	1:D:90:PRO:HD3	2.11	0.50
1:B:10:LYS:HB2	1:B:16:TYR:CE2	2.47	0.50
1:C:38:ARG:HH21	1:C:103:PHE:HD1	1.59	0.50
1:B:101:TYR:CE2	1:B:129:LEU:HB2	2.46	0.50
1:B:114:VAL:HB	2:B:253:HOH:O	2.10	0.50
1:F:7:PRO:HG2	1:F:186:LEU:HD23	1.94	0.50
1:F:50:ILE:HA	1:F:112:VAL:O	2.11	0.50
1:E:57:VAL:HG11	1:F:101:TYR:HB2	1.92	0.50
1:A:163:LEU:HD11	1:A:198:ASN:HB2	1.94	0.50
1:C:97:LEU:O	1:C:98:LYS:C	2.50	0.50
1:E:30:ILE:HD11	1:E:100:LEU:HB2	1.94	0.50
1:F:37:ILE:CG1	1:F:85:LEU:HD22	2.42	0.50
1:C:176:LYS:O	1:C:176:LYS:HG3	2.12	0.50
1:E:89:LEU:HD22	1:E:97:LEU:HD21	1.92	0.50
1:B:42:ILE:HG12	1:B:47:ARG:HG2	1.93	0.50

Continued on next page...

Continued from previous page...

Atom-1	Atom-2	Interatomic distance (Å)	Clash overlap (Å)
1:D:55:TRP:HD1	2:D:214:HOH:O	1.95	0.50
1:D:118:GLU:OE1	1:D:118:GLU:HA	2.11	0.50
1:B:158:LEU:HD12	1:B:162:VAL:HG23	1.94	0.50
1:E:156:ARG:HD3	1:E:156:ARG:O	2.12	0.50
2:B:232:HOH:O	1:C:38:ARG:NH1	2.37	0.50
1:C:167:LEU:CD2	1:C:195:LEU:HD11	2.42	0.50
1:E:161:ARG:NH1	2:E:234:HOH:O	2.35	0.50
1:A:57:VAL:O	1:B:98:LYS:HE2	2.11	0.50
1:A:178:GLU:HB3	1:B:38:ARG:HH12	1.77	0.50
1:C:66:THR:OG1	1:C:69:SER:HB3	2.12	0.50
1:C:180:ALA:HB1	1:C:184:GLU:HB3	1.94	0.50
1:E:96:ASN:HD22	1:E:96:ASN:H	1.58	0.50
1:E:169:GLN:HA	1:E:169:GLN:HE21	1.76	0.50
1:C:85:LEU:HG	1:C:87:LEU:HD21	1.94	0.50
1:F:85:LEU:HG	1:F:87:LEU:HD21	1.94	0.50
1:F:66:THR:O	1:F:69:SER:OG	2.22	0.50
1:C:7:PRO:N	1:C:19:THR:HB	2.27	0.50
1:E:57:VAL:H	1:F:102:ARG:NH1	2.08	0.50
1:F:86:PHE:O	1:F:87:LEU:HD23	2.12	0.50
1:B:142:ALA:HB2	1:B:150:LEU:HB2	1.93	0.50
1:E:73:LEU:HD21	1:E:123:LEU:HD23	1.94	0.50
1:E:170:LEU:O	1:E:173:ILE:HB	2.12	0.50
1:A:42:ILE:HG23	2:A:222:HOH:O	2.11	0.50
1:F:50:ILE:HG12	1:F:197:VAL:N	2.27	0.50
1:F:12:THR:OG1	2:F:288:HOH:O	2.20	0.50
1:A:20:LYS:HG2	1:A:33:TYR:CE1	2.47	0.50
1:B:4:PHE:CD1	1:B:4:PHE:N	2.78	0.50
1:C:50:ILE:CD1	1:C:112:VAL:HB	2.41	0.50
1:E:8:LYS:HG2	1:E:16:TYR:CD1	2.46	0.50
1:E:93:PHE:CG	1:E:97:LEU:HD12	2.47	0.50
1:F:80:THR:O	1:F:197:VAL:HG21	2.12	0.50
1:E:107:LYS:HZ2	1:E:132:ARG:NH2	2.09	0.50
1:F:34:LEU:CD2	1:F:87:LEU:HD11	2.39	0.50
1:F:68:THR:HB	2:F:211:HOH:O	2.11	0.50
1:A:42:ILE:HD12	1:F:175:ALA:HA	1.94	0.50
1:A:66:THR:HG23	1:A:69:SER:HB3	1.93	0.50
1:B:55:TRP:CH2	1:B:123:LEU:HG	2.47	0.50
1:C:12:THR:HG23	2:C:215:HOH:O	2.11	0.50
1:C:34:LEU:HB3	1:C:103:PHE:CD1	2.47	0.50
1:D:50:ILE:HD13	1:D:197:VAL:HG22	1.94	0.50
1:E:9:PHE:CE2	1:E:19:THR:HG21	2.47	0.50

Continued on next page...

Continued from previous page...

Atom-1	Atom-2	Interatomic distance (Å)	Clash overlap (Å)
1:E:78:LEU:HD22	1:E:103:PHE:HE1	1.77	0.50
1:F:89:LEU:HD22	1:F:97:LEU:HD11	1.94	0.50
1:A:168:GLY:O	2:A:263:HOH:O	2.19	0.50
1:B:101:TYR:OH	1:B:127:HIS:HB3	2.12	0.50
1:C:180:ALA:HB1	1:C:184:GLU:HB2	1.92	0.50
1:D:41:SER:HA	1:D:45:GLY:HA3	1.94	0.50
1:E:50:ILE:HG13	1:E:196:ILE:HG22	1.93	0.50
1:C:38:ARG:NH1	2:C:234:HOH:O	2.38	0.50
1:D:8:LYS:HD2	1:D:16:TYR:CD2	2.46	0.50
1:F:40:ASP:OD2	1:F:82:ASN:HB2	2.11	0.50
1:B:76:VAL:N	1:B:87:LEU:O	2.42	0.50
1:B:114:VAL:HB	1:B:155:THR:HG23	1.94	0.50
1:C:193:GLY:O	1:C:197:VAL:HG23	2.10	0.50
1:D:81:ARG:NH1	1:D:201:ASP:OD1	2.44	0.50
1:E:81:ARG:HH22	1:E:198:ASN:CG	2.14	0.50
1:E:198:ASN:ND2	2:E:303:HOH:O	2.41	0.50
1:F:149:VAL:HG23	1:F:152:PHE:CD2	2.47	0.50
1:F:156:ARG:NH2	1:F:160:HIS:CG	2.79	0.50
1:A:161:ARG:HH11	1:A:161:ARG:CG	2.19	0.50
1:A:181:GLY:C	2:A:281:HOH:O	2.49	0.50
1:C:66:THR:OG1	1:C:69:SER:HB3	2.12	0.50
1:D:80:THR:O	1:D:81:ARG:C	2.51	0.50
1:D:143:GLU:C	1:D:145:ARG:H	2.15	0.50
1:F:124:ARG:HH11	1:F:124:ARG:CG	2.25	0.50
1:C:149:VAL:HG22	1:C:149:VAL:O	2.11	0.49
1:F:147:THR:HG22	1:F:149:VAL:HG12	1.94	0.49
1:A:76:VAL:HG12	1:A:89:LEU:HD11	1.93	0.49
1:A:108:PHE:CE1	1:F:192:GLU:OE2	2.65	0.49
1:A:177:TRP:HB3	1:B:38:ARG:CZ	2.42	0.49
1:C:79:SER:OG	1:C:193:GLY:HA3	2.12	0.49
1:E:96:ASN:H	1:E:96:ASN:ND2	2.08	0.49
1:E:114:VAL:O	1:E:115:GLN:HB2	2.11	0.49
1:E:188:ALA:O	1:E:192:GLU:HG3	2.11	0.49
1:A:55:TRP:HE3	1:A:72:SER:O	1.93	0.49
1:B:42:ILE:HG23	1:B:47:ARG:NH1	2.26	0.49
1:C:11:MSE:HE1	1:C:191:ILE:HA	1.94	0.49
1:C:124:ARG:O	1:C:128:GLY:HA2	2.12	0.49
1:D:49:VAL:O	1:D:111:PHE:HA	2.11	0.49
1:D:115:GLN:HA	1:D:136:ASN:HD21	1.75	0.49
1:F:50:ILE:HG13	1:F:196:ILE:HG22	1.94	0.49
1:E:135:ILE:HG12	1:E:136:ASN:N	2.27	0.49

Continued on next page...

Continued from previous page...

Atom-1	Atom-2	Interatomic distance (Å)	Clash overlap (Å)
1:E:137:VAL:HG13	1:E:158:LEU:HD21	1.94	0.49
1:A:172:SER:O	1:A:176:LYS:HG2	2.11	0.49
1:E:169:GLN:O	1:E:173:ILE:HG13	2.12	0.49
1:A:178:GLU:H	1:A:178:GLU:CD	2.16	0.49
1:E:77:LYS:HD2	1:E:189:ALA:CB	2.34	0.49
1:F:82:ASN:CB	1:F:83:LEU:HD23	2.42	0.49
1:A:26:SER:HA	2:A:320:HOH:O	2.11	0.49
1:A:116:ILE:HG13	1:A:120:LEU:CG	2.42	0.49
1:A:135:ILE:HD13	1:F:152:PHE:CG	2.47	0.49
1:A:173:ILE:HD13	1:A:184:GLU:HB3	1.94	0.49
2:A:314:HOH:O	1:F:67:LYS:CB	2.41	0.49
1:F:37:ILE:HG23	1:F:80:THR:HG23	1.93	0.49
1:A:31:SER:OG	1:A:32:PRO:HD3	2.10	0.49
1:A:147:THR:HG22	1:A:147:THR:O	2.12	0.49
1:C:188:ALA:C	1:C:192:GLU:HG3	2.32	0.49
1:E:36:LEU:HG	2:E:244:HOH:O	2.11	0.49
1:E:55:TRP:NE1	1:E:119:ASP:OD1	2.43	0.49
1:B:102:ARG:O	1:B:104:PHE:N	2.44	0.49
1:B:141:ALA:HA	1:B:203:LEU:CD1	2.42	0.49
1:B:42:ILE:HG12	1:B:47:ARG:CZ	2.41	0.49
1:C:47:ARG:HB3	1:C:108:PHE:O	2.12	0.49
1:F:120:LEU:O	2:F:228:HOH:O	2.19	0.49
1:F:107:LYS:HE3	1:F:132:ARG:CZ	2.43	0.49
1:A:147:THR:HG22	1:A:150:LEU:HG	1.93	0.49
1:A:41:SER:O	1:A:47:ARG:N	2.37	0.49
1:A:139:LYS:O	1:A:142:ALA:N	2.45	0.49
1:A:182:PRO:CD	2:A:298:HOH:O	2.59	0.49
1:A:94:HIS:O	1:A:96:ASN:N	2.45	0.49
1:B:137:VAL:O	1:B:141:ALA:N	2.23	0.49
1:E:169:GLN:HA	1:E:169:GLN:HE21	1.77	0.49
1:B:160:HIS:CD2	2:B:316:HOH:O	2.65	0.49
1:D:156:ARG:NH1	1:D:157:GLU:OE1	2.45	0.49
1:E:122:LEU:O	1:E:126:ASN:HB2	2.11	0.49
1:E:135:ILE:HD12	1:E:200:TRP:CZ3	2.48	0.49
1:A:66:THR:O	1:A:66:THR:HG23	2.12	0.49
1:A:105:ALA:HA	1:A:132:ARG:H	1.78	0.49
1:E:4:PHE:HB3	1:E:19:THR:O	2.11	0.49
1:B:30:ILE:O	1:B:34:LEU:HG	2.12	0.49
1:D:84:CYS:HB2	2:D:225:HOH:O	2.12	0.49
1:D:174:GLU:HB3	1:E:42:ILE:HD13	1.94	0.49
1:F:134:ALA:HB3	2:F:298:HOH:O	2.11	0.49

Continued on next page...

Continued from previous page...

Atom-1	Atom-2	Interatomic distance (Å)	Clash overlap (Å)
1:F:194:TRP:O	1:F:197:VAL:HB	2.12	0.49
1:B:59:PHE:CD1	1:C:98:LYS:HE2	2.47	0.49
1:D:55:TRP:NE1	1:E:132:ARG:NH2	2.58	0.49
1:C:98:LYS:HB3	1:C:102:ARG:CZ	2.42	0.49
1:E:56:ASP:HB3	1:E:72:SER:HB2	1.93	0.49
1:C:54:TYR:O	1:C:73:LEU:HD12	2.12	0.49
1:C:141:ALA:HA	1:C:203:LEU:HD13	1.93	0.49
1:D:80:THR:O	1:D:81:ARG:O	2.30	0.49
1:F:156:ARG:HH21	1:F:160:HIS:HB2	1.77	0.49
1:E:40:ASP:OD1	1:E:82:ASN:ND2	2.46	0.49
1:F:11:MSE:CG	1:F:17:VAL:HG23	2.42	0.49
1:A:201:ASP:OD1	2:A:252:HOH:O	2.18	0.49
1:C:160:HIS:O	1:C:164:TRP:HA	2.13	0.49
1:E:10:LYS:HB2	1:E:16:TYR:CE1	2.47	0.49
1:B:148:LEU:HD11	1:C:143:GLU:HB3	1.94	0.49
1:C:19:THR:CG2	1:C:186:LEU:HD11	2.43	0.49
1:D:3:SER:O	1:D:20:LYS:HD3	2.12	0.49
1:A:67:LYS:O	2:A:236:HOH:O	2.19	0.49
1:B:141:ALA:CB	1:B:203:LEU:HD11	2.40	0.49
1:C:28:THR:O	1:C:96:ASN:OD1	2.30	0.49
1:A:87:LEU:HD13	1:A:100:LEU:HD22	1.95	0.49
1:B:115:GLN:HG3	1:C:133:ASN:CG	2.32	0.49
1:D:101:TYR:CG	1:D:129:LEU:HG	2.46	0.49
1:F:4:PHE:HE2	1:F:85:LEU:HB2	1.77	0.49
1:B:40:ASP:OD2	1:B:44:ASN:HB2	2.13	0.49
1:C:111:PHE:O	1:C:134:ALA:CB	2.59	0.49
1:F:22:ILE:HD11	1:F:33:TYR:CD2	2.47	0.49
1:F:123:LEU:CD1	1:F:131:ILE:HD11	2.42	0.49
1:C:158:LEU:O	1:C:162:VAL:HG23	2.12	0.49
1:E:149:VAL:O	1:E:153:LEU:HG	2.11	0.49
1:F:11:MSE:SE	1:F:194:TRP:CB	3.11	0.49
1:A:47:ARG:NH1	1:F:171:ASP:OD1	2.45	0.49
1:B:83:LEU:C	1:B:83:LEU:HD12	2.33	0.49
1:D:147:THR:O	1:D:150:LEU:HB2	2.12	0.49
1:E:156:ARG:HG2	1:E:170:LEU:HD23	1.95	0.49
1:A:85:LEU:HD21	1:A:87:LEU:HD21	1.94	0.49
1:C:54:TYR:N	1:C:54:TYR:CD1	2.80	0.49
1:C:191:ILE:CG2	2:C:288:HOH:O	2.57	0.49
1:E:45:GLY:O	1:E:46:ASN:HB2	2.12	0.49
1:C:82:ASN:O	1:C:83:LEU:HD23	2.12	0.49
1:C:157:GLU:O	1:C:160:HIS:HB3	2.12	0.49

Continued on next page...

Continued from previous page...

Atom-1	Atom-2	Interatomic distance (Å)	Clash overlap (Å)
1:D:135:ILE:HD13	1:D:200:TRP:CZ3	2.47	0.49
1:E:19:THR:OG1	2:E:274:HOH:O	2.18	0.49
1:A:8:LYS:HA	1:A:18:GLN:HA	1.95	0.49
1:A:51:PHE:CD1	1:A:51:PHE:C	2.86	0.49
1:A:98:LYS:HE3	1:A:101:TYR:CE1	2.48	0.49
1:E:59:PHE:CA	1:E:67:LYS:HG3	2.42	0.49
1:E:66:THR:C	1:E:67:LYS:HD2	2.32	0.49
1:E:98:LYS:HB3	1:E:102:ARG:CZ	2.43	0.49
1:E:2:ALA:CA	2:E:299:HOH:O	2.60	0.49
1:B:157:GLU:O	1:B:160:HIS:HB3	2.12	0.49
1:E:116:ILE:HG22	1:F:107:LYS:NZ	2.26	0.49
1:E:148:LEU:HG	2:E:260:HOH:O	2.12	0.49
1:E:50:ILE:CG2	1:E:196:ILE:HB	2.40	0.49
1:B:56:ASP:HB3	1:B:72:SER:HB2	1.93	0.49
1:A:143:GLU:HB2	1:F:148:LEU:HD13	1.93	0.49
1:E:152:PHE:CG	1:F:135:ILE:HD12	2.47	0.49
1:C:10:LYS:HE3	1:C:10:LYS:N	2.16	0.49
1:C:131:ILE:HG22	1:C:134:ALA:HB2	1.94	0.49
1:F:114:VAL:HG12	1:F:115:GLN:HG2	1.95	0.49
1:A:161:ARG:O	1:A:164:TRP:NE1	2.46	0.49
1:B:77:LYS:HD3	1:B:189:ALA:HB1	1.93	0.49
1:C:112:VAL:HG11	1:C:200:TRP:HB2	1.95	0.49
1:E:156:ARG:HG3	1:F:47:ARG:HH11	1.72	0.49
1:B:47:ARG:NE	2:B:213:HOH:O	2.38	0.49
1:C:22:ILE:HD12	1:C:23:ASP:N	2.27	0.49
1:E:10:LYS:HB2	1:E:16:TYR:CZ	2.47	0.49
2:A:318:HOH:O	1:B:102:ARG:HD3	2.12	0.49
1:B:94:HIS:N	2:B:234:HOH:O	2.24	0.49
1:C:3:SER:O	1:C:33:TYR:HE1	1.95	0.49
1:D:66:THR:HG22	1:D:68:THR:H	1.76	0.49
1:D:137:VAL:HG23	1:D:140:LEU:HD23	1.93	0.49
1:A:98:LYS:NZ	1:F:58:GLY:HA2	2.28	0.49
1:A:148:LEU:HB3	1:B:140:LEU:HD11	1.95	0.49
1:B:123:LEU:HB3	1:B:129:LEU:HB3	1.94	0.49
1:C:59:PHE:HE1	1:D:98:LYS:HE3	1.77	0.49
1:D:81:ARG:CZ	1:D:198:ASN:HD21	2.25	0.49
1:B:34:LEU:CD1	1:B:103:PHE:HB2	2.37	0.49
1:E:155:THR:CG2	1:E:192:GLU:HB3	2.43	0.49
1:F:22:ILE:O	1:F:24:VAL:N	2.42	0.49
1:A:21:THR:HA	1:A:86:PHE:O	2.13	0.49
1:A:85:LEU:HD11	1:A:87:LEU:HD21	1.94	0.49

Continued on next page...

Continued from previous page...

Atom-1	Atom-2	Interatomic distance (Å)	Clash overlap (Å)
1:B:158:LEU:O	1:B:159:ALA:C	2.50	0.49
1:E:39:GLU:O	1:E:43:LEU:HG	2.12	0.49
1:A:70:GLY:HA3	2:A:236:HOH:O	2.11	0.49
1:E:41:SER:OG	1:E:48:ALA:N	2.44	0.49
1:A:132:ARG:NH2	1:F:119:ASP:CG	2.59	0.49
1:C:94:HIS:CD2	2:C:261:HOH:O	2.65	0.49
1:D:46:ASN:OD1	1:D:201:ASP:OD2	2.30	0.49
1:B:54:TYR:HD1	1:B:75:SER:CB	2.25	0.49
1:D:78:LEU:HD12	1:D:85:LEU:HD23	1.94	0.49
1:A:66:THR:OG1	1:A:69:SER:HB3	2.13	0.49
1:A:71:TRP:CH2	1:B:130:VAL:HB	2.47	0.49
1:B:113:GLY:HA3	1:B:116:ILE:CG2	2.42	0.49
1:E:96:ASN:H	1:E:96:ASN:ND2	2.11	0.49
1:A:99:ASP:OD1	1:A:102:ARG:NH1	2.37	0.49
1:E:57:VAL:CG1	1:E:58:GLY:N	2.75	0.49
1:F:18:GLN:HE21	1:F:18:GLN:CA	2.25	0.49
1:B:55:TRP:HH2	1:B:123:LEU:HG	1.74	0.49
1:C:161:ARG:CZ	1:D:205:ASP:OD1	2.61	0.49
1:D:103:PHE:O	1:D:111:PHE:CZ	2.66	0.49
1:D:10:LYS:HZ1	1:D:14:GLY:HA2	1.77	0.49
1:D:54:TYR:HB2	1:D:75:SER:OG	2.13	0.49
1:A:51:PHE:CD2	1:A:111:PHE:HB3	2.48	0.49
1:B:31:SER:HB2	1:B:32:PRO:HD3	1.94	0.49
1:F:107:LYS:HB2	1:F:107:LYS:NZ	2.26	0.49
1:B:68:THR:O	1:B:71:TRP:N	2.44	0.49
1:C:4:PHE:CZ	1:C:37:ILE:HD11	2.47	0.49
1:D:67:LYS:HG2	1:E:125:GLU:C	2.31	0.49
1:B:170:LEU:HD13	1:B:191:ILE:HB	1.95	0.49
1:C:154:GLY:HA3	1:D:107:LYS:O	2.13	0.49
1:C:193:GLY:O	1:C:197:VAL:HG23	2.13	0.49
1:E:95:ASP:C	1:E:97:LEU:N	2.65	0.49
1:E:169:GLN:HA	1:E:169:GLN:NE2	2.27	0.49
1:C:4:PHE:CE1	1:C:33:TYR:HD1	2.31	0.49
1:E:16:TYR:O	1:E:18:GLN:NE2	2.41	0.49
1:B:54:TYR:N	1:B:54:TYR:CD1	2.81	0.49
1:B:176:LYS:HG3	1:B:176:LYS:O	2.13	0.49
1:E:203:LEU:HD23	1:E:206:GLU:OE2	2.13	0.49
1:C:160:HIS:CE1	2:C:230:HOH:O	2.64	0.49
1:F:47:ARG:HG2	1:F:108:PHE:O	2.12	0.49
1:A:148:LEU:HG	2:A:267:HOH:O	2.12	0.49
1:B:81:ARG:HH11	1:B:81:ARG:CA	2.25	0.49

Continued on next page...

Continued from previous page...

Atom-1	Atom-2	Interatomic distance (Å)	Clash overlap (Å)
1:C:50:ILE:O	1:C:79:SER:N	2.44	0.49
1:C:56:ASP:O	1:C:57:VAL:C	2.51	0.49
1:D:57:VAL:O	1:E:98:LYS:HE2	2.13	0.49
1:B:156:ARG:NH1	1:B:171:ASP:OD1	2.45	0.49
1:D:116:ILE:HD12	1:D:116:ILE:C	2.33	0.49
1:F:159:ALA:CB	1:F:195:LEU:HD13	2.43	0.49
1:E:57:VAL:HG11	1:F:101:TYR:CB	2.43	0.49
1:F:81:ARG:HA	1:F:197:VAL:HG11	1.95	0.49
1:B:69:SER:HA	1:B:126:ASN:OD1	2.13	0.49
1:B:155:THR:HG22	1:B:196:ILE:CG1	2.42	0.49
1:B:196:ILE:HA	1:B:199:VAL:HB	1.94	0.49
1:A:38:ARG:O	1:A:38:ARG:HG2	2.12	0.49
1:A:202:GLN:CG	2:A:260:HOH:O	2.60	0.49
1:B:46:ASN:CG	2:B:313:HOH:O	2.51	0.49
1:E:77:LYS:NZ	2:E:237:HOH:O	2.33	0.49
1:E:174:GLU:OE1	1:F:47:ARG:NH1	2.39	0.49
1:E:112:VAL:HA	1:E:135:ILE:HG23	1.95	0.49
1:A:108:PHE:HE1	1:F:192:GLU:OE2	1.95	0.49
1:D:162:VAL:HG12	1:D:163:LEU:HD23	1.95	0.49
1:A:74:SER:O	1:A:89:LEU:N	2.42	0.49
1:C:122:LEU:O	1:C:126:ASN:HB2	2.12	0.49
1:B:94:HIS:CB	2:B:234:HOH:O	2.59	0.49
1:C:57:VAL:HG22	2:C:263:HOH:O	2.13	0.49
1:A:19:THR:HG22	1:A:84:CYS:HB3	1.95	0.49
1:D:94:HIS:CE1	2:D:303:HOH:O	2.64	0.49
1:F:171:ASP:O	1:F:172:SER:C	2.51	0.49
1:E:4:PHE:O	1:E:18:GLN:HG2	2.13	0.49
1:F:116:ILE:CA	1:F:119:ASP:HB2	2.43	0.49
1:F:170:LEU:HD21	1:F:192:GLU:OE2	2.13	0.49
1:A:66:THR:HG23	1:A:69:SER:CB	2.31	0.49
1:B:129:LEU:O	1:B:129:LEU:CD2	2.61	0.49
1:F:107:LYS:HE3	1:F:132:ARG:CZ	2.42	0.49
1:B:34:LEU:HD22	1:B:103:PHE:CG	2.48	0.48
1:C:135:ILE:HD12	1:C:136:ASN:H	1.77	0.48
1:C:201:ASP:HA	1:C:204:SER:HB3	1.95	0.48
1:F:98:LYS:HB3	1:F:102:ARG:HH22	1.77	0.48
1:C:175:ALA:HB1	1:D:43:LEU:CG	2.39	0.48
1:B:160:HIS:CD2	1:B:161:ARG:HD2	2.48	0.48
1:F:136:ASN:HD22	1:F:139:LYS:HD2	1.78	0.48
1:A:10:LYS:HB2	1:A:16:TYR:CE2	2.48	0.48
1:F:93:PHE:HB3	1:F:97:LEU:HD12	1.94	0.48

Continued on next page...

Continued from previous page...

Atom-1	Atom-2	Interatomic distance (Å)	Clash overlap (Å)
1:F:141:ALA:O	1:F:145:ARG:HB2	2.12	0.48
1:A:188:ALA:O	1:A:192:GLU:N	2.46	0.48
1:A:12:THR:CG2	1:A:166:ASP:O	2.58	0.48
1:F:50:ILE:CD1	1:F:197:VAL:HA	2.42	0.48
1:A:141:ALA:HB2	1:A:203:LEU:HD11	1.94	0.48
1:B:54:TYR:O	1:B:74:SER:N	2.45	0.48
1:B:56:ASP:OD2	1:B:56:ASP:C	2.50	0.48
1:C:19:THR:HG23	1:C:84:CYS:O	2.13	0.48
1:C:162:VAL:C	1:C:163:LEU:HD23	2.33	0.48
1:D:50:ILE:HA	1:D:112:VAL:O	2.12	0.48
1:D:54:TYR:O	1:D:74:SER:N	2.38	0.48
1:E:59:PHE:H	1:F:98:LYS:HE3	1.77	0.48
1:E:156:ARG:HG3	1:F:47:ARG:NH1	2.28	0.48
1:C:55:TRP:CD1	1:C:119:ASP:OD1	2.66	0.48
1:C:119:ASP:OD2	1:D:132:ARG:NH1	2.44	0.48
1:D:11:MSE:SE	2:D:266:HOH:O	2.80	0.48
1:F:184:GLU:HG3	2:F:304:HOH:O	2.12	0.48
1:F:170:LEU:N	2:F:251:HOH:O	2.30	0.48
1:A:19:THR:HG22	1:A:84:CYS:HB3	1.95	0.48
1:D:67:LYS:HB3	1:E:127:HIS:O	2.13	0.48
1:E:123:LEU:HD22	1:E:129:LEU:CB	2.43	0.48
1:B:39:GLU:O	1:B:43:LEU:HB2	2.12	0.48
1:B:46:ASN:CG	2:B:287:HOH:O	2.51	0.48
1:C:97:LEU:O	1:C:98:LYS:C	2.52	0.48
1:F:24:VAL:HG11	1:F:97:LEU:CD1	2.43	0.48
1:F:90:PRO:HG2	1:F:92:PRO:O	2.13	0.48
1:F:141:ALA:C	1:F:150:LEU:HD12	2.34	0.48
1:E:179:LYS:NZ	2:E:302:HOH:O	2.45	0.48
1:E:10:LYS:HB2	1:E:16:TYR:CE1	2.48	0.48
1:E:195:LEU:O	1:E:198:ASN:N	2.47	0.48
1:D:34:LEU:CD1	1:D:99:ASP:HB3	2.43	0.48
1:E:59:PHE:CE2	1:F:98:LYS:HG3	2.48	0.48
1:F:40:ASP:CG	1:F:83:LEU:HD21	2.33	0.48
1:A:4:PHE:HE1	1:A:36:LEU:HD12	1.78	0.48
1:A:5:ASP:OD1	1:A:5:ASP:N	2.44	0.48
1:B:80:THR:O	2:B:250:HOH:O	2.19	0.48
1:D:143:GLU:O	1:D:145:ARG:N	2.46	0.48
1:E:99:ASP:OD2	1:E:102:ARG:NH2	2.46	0.48
1:F:42:ILE:HA	1:F:47:ARG:HG3	1.95	0.48
2:A:320:HOH:O	1:B:102:ARG:HD3	2.13	0.48
1:E:66:THR:O	1:E:69:SER:OG	2.10	0.48

Continued on next page...

Continued from previous page...

Atom-1	Atom-2	Interatomic distance (Å)	Clash overlap (Å)
1:E:9:PHE:O	1:E:16:TYR:HA	2.14	0.48
1:F:113:GLY:CA	1:F:116:ILE:HD13	2.44	0.48
1:F:132:ARG:NH1	2:F:209:HOH:O	2.46	0.48
1:D:24:VAL:O	1:D:90:PRO:HD3	2.13	0.48
1:B:145:ARG:NH2	1:B:162:VAL:HA	2.29	0.48
1:D:36:LEU:O	1:D:39:GLU:HB3	2.13	0.48
1:F:7:PRO:O	1:F:19:THR:HB	2.13	0.48
1:A:89:LEU:HB3	1:A:93:PHE:HE1	1.79	0.48
1:D:131:ILE:HG21	1:D:134:ALA:HB2	1.95	0.48
1:F:42:ILE:HG12	1:F:47:ARG:CD	2.44	0.48
1:A:107:LYS:HE2	1:F:115:GLN:O	2.13	0.48
1:C:161:ARG:CG	1:C:161:ARG:NH1	2.65	0.48
1:E:57:VAL:HG12	1:E:58:GLY:N	2.27	0.48
1:C:139:LYS:CE	1:C:143:GLU:HB2	2.43	0.48
1:F:31:SER:CB	1:F:32:PRO:HD3	2.39	0.48
1:E:20:LYS:O	1:E:85:LEU:HD12	2.13	0.48
1:B:174:GLU:OE1	1:B:192:GLU:OE2	2.30	0.48
1:A:73:LEU:H	1:A:127:HIS:CD2	2.23	0.48
1:B:8:LYS:CG	1:B:8:LYS:O	2.61	0.48
1:C:115:GLN:HE22	1:C:152:PHE:CA	2.17	0.48
1:A:160:HIS:HA	2:A:229:HOH:O	2.13	0.48
1:B:23:ASP:OD1	1:B:88:ARG:HD2	2.13	0.48
1:B:58:GLY:O	1:B:59:PHE:HD2	1.95	0.48
1:B:193:GLY:O	1:B:196:ILE:N	2.45	0.48
1:E:26:SER:O	1:E:96:ASN:OD1	2.30	0.48
1:F:141:ALA:HB2	1:F:203:LEU:HD11	1.93	0.48
1:C:34:LEU:HB3	1:C:103:PHE:CE1	2.48	0.48
1:F:56:ASP:HB2	1:F:72:SER:OG	2.14	0.48
1:F:7:PRO:HD2	1:F:19:THR:CG2	2.41	0.48
1:F:9:PHE:O	1:F:16:TYR:HA	2.13	0.48
1:B:81:ARG:NH1	1:B:81:ARG:CB	2.77	0.48
1:B:116:ILE:HD11	1:B:136:ASN:HB2	1.94	0.48
1:C:25:GLY:O	1:C:27:SER:N	2.46	0.48
1:A:37:ILE:HG23	1:A:80:THR:CG2	2.35	0.48
1:D:193:GLY:O	1:D:197:VAL:HG23	2.13	0.48
1:C:114:VAL:HB	2:C:232:HOH:O	2.14	0.48
1:A:58:GLY:CA	1:A:71:TRP:CD1	2.97	0.48
1:B:8:LYS:O	1:B:8:LYS:HG2	2.14	0.48
1:E:4:PHE:CZ	1:E:85:LEU:HB2	2.49	0.48
1:E:104:PHE:O	1:E:131:ILE:HG23	2.13	0.48
1:A:135:ILE:HD12	1:A:136:ASN:H	1.72	0.48

Continued on next page...

Continued from previous page...

Atom-1	Atom-2	Interatomic distance (Å)	Clash overlap (Å)
1:B:33:TYR:HB3	1:B:85:LEU:HD13	1.95	0.48
1:D:157:GLU:O	1:D:160:HIS:HB3	2.13	0.48
1:A:95:ASP:HA	1:F:59:PHE:HD1	1.78	0.48
1:A:116:ILE:CD1	1:A:120:LEU:HD11	2.38	0.48
1:C:98:LYS:HB3	1:C:102:ARG:HH12	1.78	0.48
1:A:47:ARG:HG3	1:F:157:GLU:HB2	1.95	0.48
1:A:55:TRP:CH2	1:A:122:LEU:HB3	2.47	0.48
1:A:162:VAL:HG12	1:A:162:VAL:O	2.12	0.48
1:B:118:GLU:HB3	1:C:130:VAL:HG11	1.94	0.48
1:A:101:TYR:HB3	1:F:57:VAL:HG11	1.95	0.48
1:F:114:VAL:HG22	1:F:137:VAL:HG11	1.95	0.48
1:C:191:ILE:HD11	2:C:304:HOH:O	2.13	0.48
1:F:183:GLU:HB2	2:F:272:HOH:O	2.13	0.48
1:B:133:ASN:ND2	2:B:209:HOH:O	2.45	0.48
1:B:195:LEU:O	1:B:199:VAL:HG23	2.13	0.48
1:B:161:ARG:HH22	1:C:205:ASP:HA	1.79	0.48
1:B:150:LEU:HD21	1:B:161:ARG:HB3	1.94	0.48
1:D:82:ASN:C	1:D:83:LEU:HG	2.33	0.48
1:F:206:GLU:CB	2:F:259:HOH:O	2.61	0.48
1:C:45:GLY:O	1:C:46:ASN:HB2	2.13	0.48
1:C:124:ARG:HD2	1:C:130:VAL:HG21	1.95	0.48
1:E:34:LEU:HD11	1:E:100:LEU:CD1	2.44	0.48
1:E:66:THR:O	1:E:66:THR:HG22	2.14	0.48
1:E:147:THR:CG2	1:E:150:LEU:HG	2.44	0.48
1:F:112:VAL:HG13	1:F:135:ILE:CG2	2.43	0.48
1:B:96:ASN:HD22	1:B:96:ASN:H	1.61	0.48
1:B:107:LYS:HE3	1:B:132:ARG:CZ	2.44	0.48
1:B:54:TYR:H	1:B:73:LEU:HD12	1.79	0.48
1:C:56:ASP:HB3	1:C:72:SER:OG	2.14	0.48
1:D:55:TRP:HB3	1:D:72:SER:O	2.13	0.48
1:A:102:ARG:HA	2:A:321:HOH:O	2.12	0.48
1:A:202:GLN:HG2	2:A:260:HOH:O	2.13	0.48
1:C:148:LEU:CD1	1:D:144:ALA:HB2	2.43	0.48
1:F:54:TYR:CD1	1:F:54:TYR:N	2.81	0.48
1:F:162:VAL:O	1:F:163:LEU:HD23	2.13	0.48
1:A:193:GLY:O	1:A:194:TRP:C	2.52	0.48
1:C:10:LYS:O	1:C:11:MSE:HE2	2.13	0.48
1:D:81:ARG:NH1	1:D:197:VAL:HG11	2.28	0.48
1:D:162:VAL:HG12	1:D:163:LEU:HD23	1.96	0.48
1:E:160:HIS:HB2	1:E:167:LEU:CD1	2.43	0.48
1:E:176:LYS:HE2	1:E:180:ALA:HB2	1.95	0.48

Continued on next page...

Continued from previous page...

Atom-1	Atom-2	Interatomic distance (Å)	Clash overlap (Å)
1:C:34:LEU:HB3	1:C:103:PHE:CE1	2.48	0.48
1:F:93:PHE:HB3	1:F:97:LEU:HD13	1.94	0.48
1:D:67:LYS:HG2	1:E:126:ASN:O	2.13	0.48
1:F:39:GLU:O	1:F:43:LEU:HG	2.13	0.48
1:C:151:GLU:HG2	2:C:256:HOH:O	2.14	0.48
1:E:135:ILE:HD11	1:E:140:LEU:HB2	1.96	0.48
1:B:13:ASP:OD2	1:B:15:SER:CB	2.61	0.48
1:D:178:GLU:HG3	1:E:35:SER:OG	2.12	0.48
1:E:30:ILE:HG12	2:E:233:HOH:O	2.12	0.48
1:B:93:PHE:CB	1:B:97:LEU:HD12	2.44	0.48
1:C:96:ASN:N	1:C:96:ASN:HD22	2.12	0.48
1:C:183:GLU:HG2	1:C:184:GLU:N	2.29	0.48
1:E:57:VAL:HG12	1:E:58:GLY:N	2.29	0.48
1:F:204:SER:O	1:F:204:SER:OG	2.27	0.48
1:A:11:MSE:HA	1:A:11:MSE:HE2	1.95	0.48
1:B:30:ILE:O	1:B:34:LEU:N	2.39	0.48
1:C:95:ASP:O	1:C:98:LYS:HG2	2.13	0.48
1:B:57:VAL:HG12	1:C:98:LYS:HZ3	1.77	0.48
1:E:79:SER:HB2	1:E:83:LEU:O	2.14	0.48
1:A:186:LEU:O	1:A:190:ALA:N	2.32	0.48
1:E:119:ASP:OD1	1:F:132:ARG:CD	2.62	0.48
1:B:153:LEU:HD13	1:B:157:GLU:CB	2.44	0.48
1:E:157:GLU:OE2	1:E:161:ARG:HG2	2.13	0.48
1:D:6:GLY:HA3	2:D:265:HOH:O	2.12	0.48
1:D:11:MSE:HE2	1:D:11:MSE:HA	1.94	0.48
1:F:21:THR:C	1:F:22:ILE:HG13	2.33	0.48
1:A:9:PHE:HZ	1:A:183:GLU:HG2	1.78	0.48
1:A:186:LEU:HD23	1:A:187:GLU:N	2.29	0.48
1:A:66:THR:HG23	1:A:69:SER:N	2.29	0.48
1:B:71:TRP:HB2	1:B:126:ASN:HD21	1.79	0.48
1:E:58:GLY:HA3	1:E:70:GLY:C	2.33	0.48
1:C:50:ILE:CG1	1:C:112:VAL:HB	2.44	0.48
1:D:110:THR:HA	1:D:133:ASN:HD21	1.79	0.48
1:E:97:LEU:HD23	1:E:97:LEU:HA	1.72	0.48
1:E:148:LEU:O	1:E:150:LEU:N	2.47	0.48
1:F:173:ILE:CG2	1:F:188:ALA:HB2	2.44	0.48
1:B:162:VAL:HG11	1:B:199:VAL:HG13	1.95	0.48
1:B:68:THR:HG23	1:C:124:ARG:HG3	1.95	0.48
1:C:26:SER:HB3	1:C:94:HIS:HB3	1.96	0.48
1:C:85:LEU:HD11	1:C:87:LEU:HD21	1.96	0.48
1:D:52:ASP:CB	1:D:77:LYS:HB3	2.43	0.48

Continued on next page...

Continued from previous page...

Atom-1	Atom-2	Interatomic distance (Å)	Clash overlap (Å)
1:D:30:ILE:CD1	1:D:34:LEU:HD11	2.44	0.48
1:D:206:GLU:C	2:D:225:HOH:O	2.52	0.48
1:C:145:ARG:NH2	1:C:162:VAL:O	2.47	0.48
1:D:161:ARG:NH1	1:E:204:SER:O	2.47	0.48
1:E:104:PHE:CD2	1:E:131:ILE:HG12	2.49	0.48
1:A:23:ASP:HA	1:A:88:ARG:HB2	1.95	0.48
1:A:132:ARG:NH1	2:A:291:HOH:O	2.47	0.48
1:A:160:HIS:HB2	1:A:167:LEU:CD1	2.44	0.48
1:B:173:ILE:HA	1:B:176:LYS:HE2	1.95	0.48
1:C:10:LYS:HG2	1:C:11:MSE:N	2.28	0.48
1:C:11:MSE:SE	1:C:194:TRP:CD2	3.17	0.48
1:E:42:ILE:O	2:E:249:HOH:O	2.20	0.48
1:A:77:LYS:O	1:A:78:LEU:HD23	2.14	0.48
1:C:10:LYS:HA	1:C:16:TYR:HD2	1.77	0.48
1:D:141:ALA:HB1	1:D:150:LEU:HD13	1.96	0.48
1:E:199:VAL:O	1:E:203:LEU:HG	2.13	0.48
1:F:29:ASP:OD2	1:F:32:PRO:HD3	2.14	0.48
1:F:34:LEU:HD22	1:F:103:PHE:CG	2.49	0.48
1:A:114:VAL:HG12	1:A:115:GLN:HG2	1.96	0.48
1:F:11:MSE:C	1:F:13:ASP:H	2.17	0.48
1:F:76:VAL:CG1	1:F:77:LYS:N	2.77	0.48
1:B:78:LEU:HD21	1:B:104:PHE:CZ	2.49	0.47
1:A:135:ILE:HD12	2:A:234:HOH:O	2.13	0.47
1:A:153:LEU:HD11	1:A:161:ARG:HG3	1.95	0.47
1:B:112:VAL:HG13	1:B:135:ILE:HG23	1.96	0.47
1:C:84:CYS:SG	1:C:190:ALA:HA	2.54	0.47
1:D:198:ASN:OD1	2:D:291:HOH:O	2.20	0.47
1:C:77:LYS:CD	1:C:189:ALA:O	2.62	0.47
1:E:4:PHE:HE1	1:E:84:CYS:C	2.16	0.47
1:B:141:ALA:HB1	1:B:150:LEU:HD13	1.95	0.47
1:F:139:LYS:NZ	1:F:143:GLU:HB2	2.29	0.47
1:A:81:ARG:NH2	1:A:201:ASP:OD2	2.38	0.47
1:B:110:THR:HA	1:B:133:ASN:HD21	1.75	0.47
1:F:12:THR:C	1:F:14:GLY:H	2.17	0.47
1:A:142:ALA:HA	1:A:150:LEU:HB2	1.95	0.47
1:D:149:VAL:O	1:D:151:GLU:N	2.47	0.47
1:E:57:VAL:HG13	1:E:71:TRP:CE2	2.49	0.47
1:E:97:LEU:HD23	1:E:97:LEU:HA	1.69	0.47
1:F:57:VAL:HG13	1:F:71:TRP:CE2	2.49	0.47
1:B:174:GLU:HB3	1:C:108:PHE:CE1	2.48	0.47
1:E:143:GLU:C	1:E:145:ARG:N	2.67	0.47

Continued on next page...

Continued from previous page...

Atom-1	Atom-2	Interatomic distance (Å)	Clash overlap (Å)
1:B:46:ASN:CB	2:B:313:HOH:O	2.62	0.47
1:C:181:GLY:HA3	1:C:183:GLU:OE2	2.13	0.47
1:D:102:ARG:HG3	1:D:102:ARG:NH2	2.27	0.47
1:C:188:ALA:O	1:C:192:GLU:HG3	2.14	0.47
1:F:9:PHE:CE1	1:F:187:GLU:HB2	2.48	0.47
1:F:160:HIS:HB2	1:F:167:LEU:CD1	2.44	0.47
1:B:50:ILE:HG13	1:B:112:VAL:HB	1.96	0.47
1:D:77:LYS:HD3	1:D:189:ALA:HB1	1.96	0.47
1:D:85:LEU:HD21	1:D:87:LEU:HD21	1.96	0.47
1:D:126:ASN:N	1:D:126:ASN:HD22	2.12	0.47
1:D:178:GLU:HG2	1:D:179:LYS:HG3	1.95	0.47
1:A:68:THR:HG23	1:B:128:GLY:HA2	1.95	0.47
1:B:110:THR:HG22	1:B:112:VAL:HG23	1.95	0.47
1:D:137:VAL:HG13	1:D:158:LEU:HD21	1.95	0.47
1:D:34:LEU:HB3	1:D:103:PHE:CE1	2.50	0.47
1:F:29:ASP:OD2	1:F:31:SER:HB2	2.14	0.47
1:C:79:SER:OG	1:C:197:VAL:CG2	2.62	0.47
1:C:94:HIS:C	1:C:96:ASN:H	2.17	0.47
1:A:112:VAL:HA	1:A:135:ILE:CG2	2.43	0.47
1:D:118:GLU:OE1	1:E:124:ARG:NH2	2.47	0.47
1:A:79:SER:HB3	1:A:84:CYS:SG	2.54	0.47
1:A:173:ILE:HD13	1:A:184:GLU:O	2.14	0.47
1:D:81:ARG:NH1	1:D:198:ASN:HD21	2.12	0.47
1:B:37:ILE:HG23	1:B:80:THR:HG23	1.97	0.47
1:C:19:THR:HG22	1:C:20:LYS:H	1.80	0.47
1:F:186:LEU:O	1:F:189:ALA:HB3	2.14	0.47
1:A:2:ALA:HB1	1:A:33:TYR:CE1	2.50	0.47
1:A:67:LYS:HB2	2:A:322:HOH:O	2.14	0.47
1:B:105:ALA:HB1	1:B:132:ARG:HG3	1.97	0.47
1:D:45:GLY:O	1:D:46:ASN:HB2	2.14	0.47
1:E:163:LEU:CD2	1:E:202:GLN:HE21	2.27	0.47
1:E:11:MSE:HG3	1:E:194:TRP:CE2	2.49	0.47
1:F:159:ALA:CB	1:F:195:LEU:HD13	2.44	0.47
1:D:18:GLN:HB2	1:D:83:LEU:CD2	2.45	0.47
1:D:24:VAL:O	1:D:90:PRO:HD3	2.14	0.47
1:E:157:GLU:CB	2:E:249:HOH:O	2.62	0.47
1:E:159:ALA:CB	1:E:195:LEU:HB3	2.44	0.47
1:C:139:LYS:HG3	2:C:264:HOH:O	2.13	0.47
1:A:39:GLU:OE2	2:A:251:HOH:O	2.20	0.47
1:A:155:THR:HG22	1:A:196:ILE:HD11	1.95	0.47
1:B:176:LYS:HE2	1:B:179:LYS:HB2	1.95	0.47

Continued on next page...

Continued from previous page...

Atom-1	Atom-2	Interatomic distance (Å)	Clash overlap (Å)
1:A:38:ARG:HG2	1:A:42:ILE:HD12	1.96	0.47
1:A:100:LEU:O	1:A:104:PHE:HB2	2.15	0.47
1:B:163:LEU:HD21	1:B:199:VAL:HA	1.96	0.47
1:C:94:HIS:HB2	1:C:96:ASN:ND2	2.29	0.47
1:D:198:ASN:ND2	1:D:198:ASN:N	2.63	0.47
1:F:25:GLY:HA2	2:F:281:HOH:O	2.13	0.47
1:A:47:ARG:NH2	1:A:108:PHE:O	2.46	0.47
1:A:56:ASP:OD1	1:A:91:LYS:CE	2.62	0.47
1:A:110:THR:HA	1:A:133:ASN:CG	2.33	0.47
1:A:123:LEU:HB2	2:A:218:HOH:O	2.15	0.47
1:A:162:VAL:HG12	1:A:162:VAL:O	2.13	0.47
1:F:50:ILE:N	1:F:50:ILE:HD12	2.29	0.47
1:B:96:ASN:N	1:B:96:ASN:ND2	2.51	0.47
1:E:67:LYS:HB3	1:F:127:HIS:O	2.15	0.47
1:F:17:VAL:HG13	1:F:83:LEU:CA	2.22	0.47
1:A:113:GLY:O	1:A:137:VAL:N	2.41	0.47
1:C:176:LYS:O	1:C:176:LYS:HG3	2.15	0.47
1:F:24:VAL:O	1:F:90:PRO:HD3	2.14	0.47
1:D:2:ALA:HB1	1:D:33:TYR:CZ	2.49	0.47
1:B:76:VAL:HG21	1:B:100:LEU:HD21	1.96	0.47
1:B:118:GLU:O	1:B:119:ASP:C	2.52	0.47
1:D:140:LEU:HG	1:D:203:LEU:CD1	2.26	0.47
1:F:151:GLU:HG2	1:F:152:PHE:CE1	2.50	0.47
1:B:156:ARG:NH2	2:B:236:HOH:O	2.47	0.47
1:F:28:THR:CG2	1:F:29:ASP:N	2.76	0.47
1:A:188:ALA:O	1:A:192:GLU:HG3	2.14	0.47
1:B:59:PHE:HD1	1:C:98:LYS:NZ	2.12	0.47
1:B:113:GLY:O	1:B:137:VAL:HG12	2.14	0.47
1:E:26:SER:HA	1:E:94:HIS:CD2	2.49	0.47
1:C:53:VAL:HG12	1:C:76:VAL:HG22	1.97	0.47
1:B:177:TRP:CD2	1:C:108:PHE:HZ	2.33	0.47
1:C:124:ARG:HG3	1:C:124:ARG:NH1	2.26	0.47
1:D:157:GLU:HA	1:D:157:GLU:OE1	2.15	0.47
1:A:19:THR:HA	1:A:84:CYS:O	2.15	0.47
1:A:33:TYR:HA	1:A:36:LEU:CD1	2.40	0.47
1:A:99:ASP:CG	2:A:306:HOH:O	2.53	0.47
1:E:78:LEU:HD22	1:E:103:PHE:CE1	2.47	0.47
1:E:102:ARG:NE	2:E:266:HOH:O	2.44	0.47
1:F:55:TRP:CZ3	1:F:73:LEU:HB2	2.50	0.47
1:D:31:SER:N	1:D:32:PRO:HD3	2.29	0.47
1:B:145:ARG:NH1	1:B:206:GLU:OE2	2.47	0.47

Continued on next page...

Continued from previous page...

Atom-1	Atom-2	Interatomic distance (Å)	Clash overlap (Å)
1:C:22:ILE:O	1:C:22:ILE:HG13	2.04	0.47
1:F:149:VAL:HG13	1:F:153:LEU:HD21	1.96	0.47
1:A:54:TYR:N	1:A:54:TYR:CD1	2.82	0.47
1:B:50:ILE:HG12	1:B:197:VAL:N	2.29	0.47
1:C:136:ASN:ND2	2:C:257:HOH:O	2.47	0.47
1:D:12:THR:HG21	1:D:166:ASP:HB3	1.97	0.47
1:A:132:ARG:HD3	1:F:119:ASP:OD1	2.14	0.47
1:D:22:ILE:CG1	1:D:23:ASP:N	2.78	0.47
1:A:50:ILE:CD1	1:A:112:VAL:HB	2.44	0.47
1:A:84:CYS:SG	1:A:190:ALA:HA	2.55	0.47
1:A:135:ILE:HD12	2:A:235:HOH:O	2.14	0.47
1:C:111:PHE:HD2	1:C:133:ASN:O	1.97	0.47
1:E:24:VAL:CB	1:E:88:ARG:O	2.61	0.47
1:D:54:TYR:O	1:D:74:SER:N	2.46	0.47
1:D:118:GLU:OE2	1:E:124:ARG:NH2	2.41	0.47
1:E:56:ASP:HA	1:F:102:ARG:HH22	1.80	0.47
1:F:201:ASP:HA	1:F:204:SER:OG	2.14	0.47
1:D:57:VAL:O	1:D:57:VAL:HG23	2.15	0.47
1:F:116:ILE:HG12	1:F:136:ASN:HA	1.96	0.47
1:C:147:THR:HB	1:C:150:LEU:HG	1.97	0.47
1:E:116:ILE:N	1:E:136:ASN:OD1	2.45	0.47
1:F:53:VAL:HG21	1:F:119:ASP:HB3	1.96	0.47
1:C:45:GLY:HA2	1:C:81:ARG:HB2	1.96	0.47
1:F:156:ARG:HH22	1:F:160:HIS:CG	2.32	0.47
1:A:139:LYS:HB2	1:A:139:LYS:NZ	2.30	0.47
1:B:54:TYR:CD2	2:B:259:HOH:O	2.56	0.47
1:C:96:ASN:HD22	1:C:96:ASN:H	1.62	0.47
1:D:24:VAL:O	1:D:90:PRO:HD3	2.14	0.47
1:D:68:THR:HA	1:D:71:TRP:CD1	2.50	0.47
1:E:43:LEU:C	1:E:44:ASN:OD1	2.53	0.47
1:E:116:ILE:O	1:E:120:LEU:HG	2.14	0.47
1:E:145:ARG:HE	1:E:206:GLU:CD	2.18	0.47
1:B:11:MSE:HB2	1:B:15:SER:H	1.79	0.47
1:B:169:GLN:O	1:B:173:ILE:HG13	2.14	0.47
1:C:114:VAL:O	1:C:115:GLN:C	2.52	0.47
1:C:131:ILE:HG22	1:C:134:ALA:HB2	1.96	0.47
1:E:66:THR:O	1:E:66:THR:CG2	2.62	0.47
1:C:10:LYS:HZ2	1:C:10:LYS:HB3	1.80	0.47
1:E:46:ASN:O	1:E:47:ARG:HB2	2.14	0.47
1:E:75:SER:HB3	1:E:87:LEU:O	2.15	0.47
1:F:55:TRP:CH2	1:F:123:LEU:HG	2.50	0.47

Continued on next page...

Continued from previous page...

Atom-1	Atom-2	Interatomic distance (Å)	Clash overlap (Å)
1:B:81:ARG:HH11	1:B:81:ARG:CB	2.28	0.47
1:C:22:ILE:HG23	1:C:87:LEU:HD23	1.96	0.47
1:C:155:THR:CB	2:C:233:HOH:O	2.56	0.47
1:D:115:GLN:O	1:E:107:LYS:HE2	2.15	0.47
1:D:137:VAL:O	1:D:140:LEU:HB3	2.14	0.47
1:E:73:LEU:HD21	1:E:76:VAL:CG2	2.45	0.47
1:F:41:SER:OG	1:F:47:ARG:HA	2.15	0.47
1:B:40:ASP:OD2	1:B:44:ASN:ND2	2.45	0.47
1:D:95:ASP:OD2	1:D:98:LYS:HE3	2.15	0.47
1:E:173:ILE:O	1:E:176:LYS:HG2	2.15	0.47
1:F:54:TYR:CD1	1:F:54:TYR:N	2.82	0.47
1:A:49:VAL:HG11	1:A:78:LEU:HD22	1.95	0.47
1:A:66:THR:HG23	1:A:66:THR:O	2.14	0.47
1:A:170:LEU:HD21	1:A:192:GLU:CG	2.45	0.47
1:C:141:ALA:C	1:C:150:LEU:HD12	2.34	0.47
1:E:118:GLU:O	1:E:121:ASP:HB3	2.14	0.47
1:A:163:LEU:HD22	1:A:198:ASN:HB3	1.95	0.47
1:E:96:ASN:N	1:E:96:ASN:HD22	2.13	0.47
1:E:107:LYS:HE3	1:E:132:ARG:CZ	2.44	0.47
1:E:115:GLN:O	1:F:107:LYS:HE2	2.15	0.47
1:A:66:THR:HG23	1:A:66:THR:O	2.14	0.47
1:B:43:LEU:C	1:B:44:ASN:CG	2.73	0.47
1:B:93:PHE:HB3	1:B:97:LEU:HD12	1.97	0.47
1:B:96:ASN:ND2	1:B:96:ASN:N	2.52	0.47
1:C:50:ILE:HA	1:C:112:VAL:O	2.15	0.47
1:C:141:ALA:HB1	1:C:150:LEU:CD1	2.44	0.47
1:D:37:ILE:HG23	1:D:80:THR:CG2	2.45	0.47
1:E:46:ASN:O	1:E:47:ARG:HB2	2.13	0.47
1:E:50:ILE:HD13	1:E:197:VAL:CG2	2.44	0.47
1:F:150:LEU:HD22	1:F:158:LEU:CD1	2.45	0.47
1:D:8:LYS:HE2	1:D:18:GLN:CG	2.44	0.47
1:D:155:THR:HB	2:D:238:HOH:O	2.15	0.47
1:F:20:LYS:O	1:F:85:LEU:HD12	2.15	0.47
1:F:23:ASP:O	1:F:24:VAL:C	2.52	0.47
1:F:162:VAL:HB	1:F:199:VAL:HG22	1.97	0.47
1:D:159:ALA:HB1	1:D:195:LEU:HB3	1.96	0.47
1:E:178:GLU:OE2	1:F:38:ARG:NH1	2.34	0.47
1:A:135:ILE:CD1	2:A:235:HOH:O	2.62	0.47
1:A:156:ARG:HD2	1:B:47:ARG:NE	2.30	0.47
1:D:8:LYS:HE2	1:D:18:GLN:HG2	1.96	0.47
1:C:7:PRO:HD2	1:C:19:THR:CG2	2.45	0.47

Continued on next page...

Continued from previous page...

Atom-1	Atom-2	Interatomic distance (Å)	Clash overlap (Å)
1:C:156:ARG:O	1:C:159:ALA:CB	2.46	0.47
1:C:153:LEU:HD22	1:C:157:GLU:HG3	1.97	0.47
1:A:56:ASP:HB3	1:A:72:SER:HB3	1.97	0.47
1:E:174:GLU:OE1	1:F:47:ARG:NH1	2.46	0.47
1:B:116:ILE:HD11	1:B:136:ASN:CB	2.44	0.47
1:D:151:GLU:HG2	1:D:152:PHE:CD2	2.50	0.47
1:E:17:VAL:HA	1:E:82:ASN:O	2.14	0.47
1:E:40:ASP:O	1:E:41:SER:C	2.53	0.47
1:A:10:LYS:HD2	1:A:16:TYR:CZ	2.49	0.47
1:E:25:GLY:HA3	2:E:289:HOH:O	2.14	0.47
1:E:77:LYS:CD	1:E:189:ALA:HB1	2.44	0.47
1:F:8:LYS:HA	1:F:17:VAL:O	2.15	0.47
1:F:172:SER:O	1:F:176:LYS:HG2	2.15	0.47
1:A:76:VAL:HG13	1:A:87:LEU:HB2	1.96	0.47
1:A:155:THR:HG21	1:A:192:GLU:HB3	1.97	0.47
1:B:180:ALA:HB1	1:B:184:GLU:HB2	1.96	0.47
1:C:37:ILE:HD11	1:C:85:LEU:HB2	1.97	0.47
1:C:98:LYS:HB3	1:C:102:ARG:NH1	2.30	0.47
1:D:81:ARG:HH12	1:D:198:ASN:ND2	2.13	0.47
1:E:51:PHE:CE2	1:E:111:PHE:HB3	2.50	0.47
1:A:114:VAL:HG12	1:A:115:GLN:HG2	1.97	0.47
1:C:145:ARG:HD3	1:C:150:LEU:CD1	2.45	0.47
1:E:119:ASP:O	1:E:123:LEU:HD12	2.14	0.47
1:E:181:GLY:O	1:E:185:GLN:HG3	2.14	0.47
1:C:147:THR:O	1:C:150:LEU:HG	2.14	0.47
1:C:156:ARG:HH21	1:C:167:LEU:HB2	1.78	0.47
1:E:9:PHE:CE1	1:E:187:GLU:HB2	2.50	0.47
1:E:123:LEU:O	1:E:128:GLY:N	2.48	0.47
1:E:155:THR:CG2	1:E:196:ILE:HD11	2.45	0.47
1:E:169:GLN:HE21	1:E:169:GLN:CA	2.17	0.47
1:A:182:PRO:HG2	2:A:298:HOH:O	2.13	0.47
1:C:10:LYS:H	1:C:10:LYS:CE	2.27	0.47
1:A:71:TRP:CH2	1:B:130:VAL:HB	2.50	0.47
1:F:33:TYR:O	1:F:37:ILE:HG12	2.14	0.47
1:F:55:TRP:CE3	1:F:73:LEU:N	2.83	0.47
1:D:47:ARG:CG	1:D:47:ARG:NH2	2.78	0.47
1:D:104:PHE:O	1:D:131:ILE:HG23	2.15	0.47
1:F:58:GLY:O	1:F:59:PHE:CG	2.68	0.47
1:F:178:GLU:HG2	1:F:179:LYS:HG3	1.96	0.47
1:C:117:GLU:O	1:C:120:LEU:HB2	2.14	0.47
1:C:54:TYR:HB2	1:C:75:SER:HB2	1.97	0.47

Continued on next page...

Continued from previous page...

Atom-1	Atom-2	Interatomic distance (Å)	Clash overlap (Å)
1:C:139:LYS:HD3	1:C:151:GLU:OE1	2.15	0.47
1:F:19:THR:CG2	1:F:20:LYS:N	2.78	0.47
1:C:56:ASP:HB2	1:C:74:SER:HB2	1.96	0.47
1:D:22:ILE:CD1	1:D:30:ILE:HG22	2.44	0.47
1:D:82:ASN:O	1:D:83:LEU:HD23	2.15	0.47
1:F:11:MSE:SE	1:F:194:TRP:CE3	3.18	0.47
1:B:31:SER:H	1:B:32:PRO:CD	2.28	0.47
1:E:75:SER:HA	1:E:89:LEU:HG	1.97	0.47
1:A:35:SER:OG	1:A:38:ARG:NH1	2.48	0.47
1:A:153:LEU:HD22	1:A:157:GLU:CG	2.45	0.47
1:C:194:TRP:NE1	1:C:198:ASN:ND2	2.63	0.47
1:D:107:LYS:HE3	1:D:132:ARG:NH1	2.30	0.47
1:D:152:PHE:CG	1:E:135:ILE:HD12	2.50	0.47
1:C:160:HIS:CE1	1:C:161:ARG:HD3	2.49	0.47
1:D:91:LYS:C	2:D:301:HOH:O	2.53	0.47
1:D:106:SER:OG	1:D:108:PHE:HB2	2.14	0.47
1:E:13:ASP:O	1:E:15:SER:N	2.48	0.47
1:E:99:ASP:HA	1:E:102:ARG:NH2	2.29	0.46
1:B:50:ILE:HG13	1:B:196:ILE:HG22	1.97	0.46
1:C:80:THR:O	1:C:81:ARG:C	2.52	0.46
1:F:170:LEU:HD22	1:F:195:LEU:HD11	1.96	0.46
1:A:147:THR:HB	1:A:150:LEU:CD1	2.44	0.46
1:D:57:VAL:O	1:E:98:LYS:HE2	2.16	0.46
1:E:94:HIS:HB2	2:E:234:HOH:O	2.15	0.46
1:E:174:GLU:HG2	1:F:108:PHE:CE1	2.50	0.46
1:B:163:LEU:HD11	1:B:195:LEU:O	2.15	0.46
1:C:34:LEU:HB3	1:C:103:PHE:CD1	2.50	0.46
1:C:157:GLU:OE1	1:C:157:GLU:HA	2.15	0.46
1:D:99:ASP:O	1:D:102:ARG:N	2.47	0.46
1:E:80:THR:O	1:E:81:ARG:C	2.53	0.46
1:F:113:GLY:HA3	1:F:116:ILE:HG21	1.95	0.46
1:A:115:GLN:NE2	1:A:151:GLU:O	2.46	0.46
1:D:72:SER:HB3	2:D:288:HOH:O	2.14	0.46
1:E:11:MSE:SE	1:E:194:TRP:CE3	3.18	0.46
1:E:156:ARG:HD2	1:F:47:ARG:CD	2.45	0.46
1:A:183:GLU:O	1:A:183:GLU:HG2	2.15	0.46
1:A:46:ASN:HB2	2:A:251:HOH:O	2.15	0.46
1:B:49:VAL:HG23	1:B:109:VAL:HG21	1.96	0.46
1:C:50:ILE:CD1	1:C:197:VAL:HA	2.45	0.46
1:E:187:GLU:OE1	2:E:304:HOH:O	2.21	0.46
1:A:53:VAL:HB	1:A:73:LEU:HD11	1.96	0.46

Continued on next page...

Continued from previous page...

Atom-1	Atom-2	Interatomic distance (Å)	Clash overlap (Å)
1:D:76:VAL:HG11	1:D:104:PHE:HZ	1.80	0.46
1:F:142:ALA:HB1	1:F:147:THR:O	2.15	0.46
1:B:152:PHE:CD2	1:C:135:ILE:HD13	2.50	0.46
1:D:34:LEU:HD13	1:D:103:PHE:HB2	1.96	0.46
1:D:103:PHE:O	1:D:111:PHE:HZ	1.97	0.46
1:E:81:ARG:CZ	1:E:198:ASN:OD1	2.63	0.46
1:B:42:ILE:HG23	1:B:47:ARG:CZ	2.45	0.46
1:D:30:ILE:HD12	1:D:34:LEU:HD11	1.96	0.46
1:F:194:TRP:CE3	1:F:195:LEU:HD23	2.50	0.46
2:A:323:HOH:O	1:B:46:ASN:HA	2.14	0.46
1:B:145:ARG:NH2	1:B:162:VAL:HG13	2.30	0.46
1:C:173:ILE:HG23	1:C:184:GLU:HB3	1.97	0.46
1:D:145:ARG:NH1	1:D:202:GLN:CG	2.74	0.46
1:A:149:VAL:O	1:A:151:GLU:N	2.48	0.46
1:B:96:ASN:ND2	1:B:96:ASN:N	2.56	0.46
1:B:131:ILE:HG21	1:B:134:ALA:HB2	1.97	0.46
1:C:97:LEU:HD23	1:C:97:LEU:HA	1.75	0.46
1:D:195:LEU:O	1:D:199:VAL:HG23	2.15	0.46
1:E:4:PHE:O	1:E:18:GLN:HB3	2.14	0.46
1:E:50:ILE:HG21	1:E:196:ILE:HB	1.97	0.46
1:A:174:GLU:OE1	1:A:192:GLU:OE2	2.34	0.46
1:C:48:ALA:HB2	1:C:200:TRP:CD1	2.50	0.46
1:F:150:LEU:HD23	1:F:150:LEU:HA	1.42	0.46
1:D:195:LEU:O	1:D:199:VAL:HG23	2.15	0.46
1:F:111:PHE:CD2	1:F:133:ASN:O	2.61	0.46
1:B:55:TRP:CZ2	1:B:123:LEU:HG	2.50	0.46
1:B:117:GLU:O	1:B:121:ASP:OD2	2.34	0.46
1:D:114:VAL:N	1:D:116:ILE:HG23	2.30	0.46
1:E:137:VAL:CG1	1:E:158:LEU:HD21	2.45	0.46
1:A:22:ILE:HB	1:A:87:LEU:HD23	1.97	0.46
1:C:94:HIS:HB2	1:C:96:ASN:HD21	1.74	0.46
1:C:94:HIS:C	1:C:96:ASN:N	2.68	0.46
1:F:77:LYS:HD2	1:F:189:ALA:HB1	1.97	0.46
1:A:114:VAL:O	1:B:107:LYS:HD3	2.15	0.46
1:F:50:ILE:CG2	1:F:196:ILE:HB	2.45	0.46
1:A:26:SER:HB3	1:A:94:HIS:CE1	2.51	0.46
1:A:51:PHE:HD1	1:A:52:ASP:N	2.14	0.46
1:E:93:PHE:CD1	1:E:97:LEU:HD12	2.50	0.46
1:F:54:TYR:CD1	1:F:54:TYR:N	2.83	0.46
1:E:25:GLY:N	1:E:28:THR:OG1	2.41	0.46
1:B:81:ARG:NH1	1:B:81:ARG:CB	2.76	0.46

Continued on next page...

Continued from previous page...

Atom-1	Atom-2	Interatomic distance (Å)	Clash overlap (Å)
1:B:156:ARG:NH2	1:B:160:HIS:HB2	2.30	0.46
1:B:169:GLN:O	1:B:170:LEU:C	2.53	0.46
1:A:135:ILE:CD1	1:A:140:LEU:HB2	2.36	0.46
1:F:10:LYS:HE2	1:F:14:GLY:CA	2.42	0.46
1:A:145:ARG:NH2	1:A:162:VAL:O	2.44	0.46
1:F:141:ALA:HA	1:F:203:LEU:CD1	2.46	0.46
1:A:173:ILE:HD13	1:A:184:GLU:CB	2.29	0.46
1:B:45:GLY:O	1:B:46:ASN:HB2	2.16	0.46
1:C:10:LYS:H	1:C:10:LYS:CD	2.28	0.46
1:D:4:PHE:HB2	1:D:18:GLN:HB3	1.98	0.46
1:E:150:LEU:O	1:E:153:LEU:HG	2.14	0.46
1:A:163:LEU:CD2	1:A:202:GLN:HG3	2.45	0.46
1:D:4:PHE:CE2	1:D:83:LEU:HB3	2.50	0.46
1:E:73:LEU:HG	1:E:89:LEU:HD12	1.98	0.46
1:A:176:LYS:C	1:A:178:GLU:OE2	2.54	0.46
1:B:42:ILE:HG12	1:B:47:ARG:HG2	1.97	0.46
1:F:79:SER:HG	1:F:84:CYS:HG	1.63	0.46
1:F:135:ILE:HD13	1:F:200:TRP:HZ3	1.81	0.46
1:F:139:LYS:CE	2:F:239:HOH:O	2.63	0.46
1:B:156:ARG:CZ	1:B:167:LEU:HD13	2.46	0.46
1:C:76:VAL:HG21	1:C:100:LEU:HD21	1.98	0.46
1:C:12:THR:HG21	1:C:166:ASP:O	2.15	0.46
1:E:186:LEU:O	1:E:187:GLU:C	2.54	0.46
1:C:123:LEU:HD22	1:C:129:LEU:HD22	1.98	0.46
1:E:179:LYS:NZ	2:E:302:HOH:O	2.48	0.46
1:F:37:ILE:HG23	1:F:80:THR:CG2	2.46	0.46
1:E:51:PHE:HA	1:E:77:LYS:O	2.15	0.46
1:B:22:ILE:HD11	1:B:33:TYR:CD1	2.51	0.46
1:C:116:ILE:HD12	1:C:120:LEU:HD11	1.98	0.46
1:C:156:ARG:HB3	1:D:47:ARG:NH2	2.30	0.46
1:B:24:VAL:O	1:B:24:VAL:HG12	2.15	0.46
1:B:57:VAL:HG12	1:B:58:GLY:N	2.29	0.46
1:D:54:TYR:N	1:D:54:TYR:CD1	2.84	0.46
1:A:70:GLY:CA	2:A:236:HOH:O	2.64	0.46
1:C:40:ASP:OD1	1:C:82:ASN:ND2	2.43	0.46
1:C:54:TYR:N	1:C:54:TYR:CD1	2.83	0.46
1:C:114:VAL:HG12	1:C:115:GLN:HG2	1.97	0.46
1:F:160:HIS:HB2	1:F:167:LEU:HD12	1.98	0.46
1:A:113:GLY:N	1:A:135:ILE:O	2.36	0.46
1:A:90:PRO:HD2	1:A:97:LEU:CD1	2.45	0.46
1:B:21:THR:HA	1:B:86:PHE:O	2.15	0.46

Continued on next page...

Continued from previous page...

Atom-1	Atom-2	Interatomic distance (Å)	Clash overlap (Å)
1:E:13:ASP:OD1	1:E:14:GLY:N	2.49	0.46
1:E:137:VAL:O	1:E:137:VAL:HG22	2.16	0.46
1:D:72:SER:OG	1:D:91:LYS:HD2	2.15	0.46
1:A:148:LEU:HG	2:B:268:HOH:O	2.15	0.46
1:B:12:THR:O	1:B:12:THR:CG2	2.61	0.46
1:C:112:VAL:HG11	1:C:200:TRP:HB2	1.98	0.46
1:D:5:ASP:OD1	1:D:20:LYS:NZ	2.37	0.46
1:F:102:ARG:HH21	1:F:102:ARG:CG	2.29	0.46
1:E:119:ASP:O	1:E:120:LEU:C	2.53	0.46
1:B:10:LYS:HE3	1:B:14:GLY:HA2	1.96	0.46
1:C:22:ILE:HG23	1:C:87:LEU:HD23	1.98	0.46
1:C:115:GLN:O	1:C:119:ASP:OD2	2.33	0.46
1:D:145:ARG:HE	1:D:145:ARG:HB3	1.47	0.46
1:D:153:LEU:HD22	1:D:157:GLU:CB	2.44	0.46
1:E:169:GLN:HA	1:E:169:GLN:NE2	2.31	0.46
1:A:159:ALA:CB	1:A:195:LEU:HD13	2.45	0.46
1:D:153:LEU:HD22	1:D:157:GLU:CG	2.46	0.46
1:B:7:PRO:HG2	1:B:9:PHE:CE2	2.51	0.46
1:F:49:VAL:O	1:F:111:PHE:HA	2.15	0.46
1:C:55:TRP:CZ2	1:C:122:LEU:HB2	2.51	0.46
1:F:19:THR:CG2	1:F:186:LEU:HD21	2.46	0.46
1:B:54:TYR:N	1:B:54:TYR:CD1	2.84	0.46
1:C:149:VAL:HG21	1:D:204:SER:HA	1.97	0.46
1:D:135:ILE:HD13	1:D:200:TRP:CZ3	2.50	0.46
1:E:96:ASN:HD22	1:E:96:ASN:H	1.64	0.46
1:E:167:LEU:O	1:E:171:ASP:HB2	2.14	0.46
1:D:91:LYS:HB2	2:D:288:HOH:O	2.15	0.46
1:F:4:PHE:HB2	1:F:18:GLN:HB3	1.97	0.46
1:B:10:LYS:C	1:B:11:MSE:HE2	2.36	0.46
1:B:11:MSE:HG3	1:B:194:TRP:CG	2.50	0.46
1:D:20:LYS:HE2	1:D:33:TYR:CZ	2.51	0.46
1:D:73:LEU:H	1:D:127:HIS:CE1	2.31	0.46
1:E:115:GLN:HG3	1:F:133:ASN:HB2	1.96	0.46
1:E:173:ILE:HG22	1:E:174:GLU:N	2.31	0.46
1:F:38:ARG:NE	2:F:234:HOH:O	2.11	0.46
1:B:71:TRP:CH2	1:C:130:VAL:HB	2.50	0.46
1:C:120:LEU:HA	1:C:120:LEU:HD23	1.71	0.46
1:D:31:SER:N	1:D:32:PRO:CD	2.79	0.46
1:D:85:LEU:HD21	1:D:87:LEU:HD21	1.97	0.46
1:F:47:ARG:O	1:F:109:VAL:HB	2.16	0.46
1:A:4:PHE:CZ	1:A:85:LEU:HD13	2.51	0.46

Continued on next page...

Continued from previous page...

Atom-1	Atom-2	Interatomic distance (Å)	Clash overlap (Å)
1:A:133:ASN:C	1:A:133:ASN:ND2	2.69	0.46
1:B:111:PHE:O	1:B:135:ILE:N	2.44	0.46
1:D:131:ILE:O	1:D:132:ARG:C	2.54	0.46
1:D:37:ILE:O	1:D:80:THR:HG21	2.15	0.46
1:E:107:LYS:HZ1	1:E:132:ARG:HD2	1.81	0.46
1:F:68:THR:C	1:F:70:GLY:H	2.18	0.46
1:F:139:LYS:CD	2:F:239:HOH:O	2.63	0.46
1:A:93:PHE:CD2	1:A:97:LEU:HD13	2.50	0.46
1:C:54:TYR:CD1	1:C:54:TYR:N	2.84	0.46
1:C:173:ILE:HG21	1:C:184:GLU:C	2.36	0.46
1:F:81:ARG:HB2	1:F:197:VAL:HG11	1.98	0.46
1:A:149:VAL:HG13	1:A:150:LEU:N	2.31	0.46
1:B:4:PHE:HB3	1:B:19:THR:O	2.15	0.46
2:B:294:HOH:O	1:C:102:ARG:HD3	2.16	0.46
1:C:111:PHE:O	1:C:134:ALA:CA	2.64	0.46
1:E:9:PHE:CE2	1:E:186:LEU:HG	2.50	0.46
1:D:76:VAL:HG11	1:D:104:PHE:CZ	2.51	0.46
1:F:36:LEU:HD23	2:F:312:HOH:O	2.15	0.46
1:A:145:ARG:HH12	1:A:162:VAL:HA	1.81	0.46
1:A:153:LEU:HB3	1:A:157:GLU:HB3	1.97	0.46
1:D:54:TYR:N	1:D:54:TYR:CD1	2.84	0.46
1:E:82:ASN:HB3	1:E:83:LEU:CD2	2.46	0.46
1:B:149:VAL:HG13	1:B:150:LEU:N	2.31	0.46
1:A:22:ILE:HG21	1:A:30:ILE:HG22	1.97	0.46
1:A:156:ARG:HB3	1:B:47:ARG:CZ	2.46	0.46
1:B:94:HIS:HB2	2:B:233:HOH:O	2.14	0.46
1:C:151:GLU:HG2	1:C:152:PHE:CD2	2.51	0.46
1:E:152:PHE:O	1:F:110:THR:HG21	2.16	0.46
1:F:37:ILE:HG13	1:F:85:LEU:CD2	2.46	0.46
1:A:4:PHE:HE1	1:A:36:LEU:HB2	1.81	0.46
1:A:120:LEU:HB2	2:A:256:HOH:O	2.15	0.46
1:E:175:ALA:HB1	1:F:43:LEU:HD11	1.98	0.46
1:F:136:ASN:CB	1:F:139:LYS:HG3	2.40	0.46
1:E:94:HIS:HB2	1:E:96:ASN:ND2	2.31	0.46
1:A:56:ASP:O	1:A:72:SER:N	2.48	0.46
1:C:23:ASP:OD2	1:C:88:ARG:NH2	2.48	0.46
1:F:40:ASP:OD1	1:F:82:ASN:ND2	2.37	0.46
1:C:81:ARG:NH2	2:C:279:HOH:O	2.49	0.46
1:D:22:ILE:O	1:D:22:ILE:HG13	2.08	0.46
1:D:54:TYR:N	1:D:75:SER:O	2.38	0.46
1:D:174:GLU:O	1:D:177:TRP:HB2	2.16	0.46

Continued on next page...

Continued from previous page...

Atom-1	Atom-2	Interatomic distance (Å)	Clash overlap (Å)
1:A:143:GLU:OE2	1:F:148:LEU:HD22	2.16	0.46
1:D:118:GLU:CD	1:E:124:ARG:HH21	2.19	0.46
1:E:202:GLN:O	1:E:206:GLU:HG2	2.16	0.46
1:C:169:GLN:HA	1:C:169:GLN:NE2	2.30	0.46
1:D:173:ILE:HG22	1:D:177:TRP:CZ3	2.51	0.46
1:D:189:ALA:O	1:D:192:GLU:N	2.48	0.46
1:C:11:MSE:SE	1:C:194:TRP:CE3	3.19	0.46
1:E:86:PHE:HE1	1:E:88:ARG:CG	2.28	0.46
1:E:33:TYR:O	1:E:37:ILE:HG12	2.16	0.46
1:E:142:ALA:HA	1:E:147:THR:O	2.16	0.46
1:D:126:ASN:N	1:D:126:ASN:HD22	2.14	0.46
1:E:178:GLU:HG2	1:E:179:LYS:N	2.31	0.46
1:A:101:TYR:HB3	1:F:57:VAL:HG11	1.98	0.46
1:B:48:ALA:HB2	1:B:200:TRP:CD1	2.51	0.46
1:A:47:ARG:CG	1:F:157:GLU:HB2	2.46	0.46
1:A:159:ALA:HA	1:A:199:VAL:HG21	1.96	0.46
1:E:8:LYS:HD3	1:E:16:TYR:CB	2.42	0.46
1:E:25:GLY:C	1:E:27:SER:N	2.67	0.46
1:E:157:GLU:HB2	2:E:249:HOH:O	2.16	0.46
1:B:136:ASN:HD22	1:B:136:ASN:HA	1.64	0.46
1:E:10:LYS:HE2	1:E:16:TYR:OH	2.16	0.46
1:F:48:ALA:O	1:F:49:VAL:HG23	2.15	0.46
1:D:18:GLN:HB2	1:D:83:LEU:CD2	2.46	0.45
1:E:40:ASP:OD1	1:E:82:ASN:ND2	2.44	0.45
1:F:6:GLY:HA3	1:F:19:THR:CB	2.46	0.45
1:C:51:PHE:HA	1:C:77:LYS:O	2.15	0.45
1:D:118:GLU:OE2	1:D:118:GLU:CA	2.64	0.45
1:E:97:LEU:HD22	1:E:100:LEU:HD23	1.98	0.45
1:C:37:ILE:HG23	1:C:80:THR:CG2	2.46	0.45
1:E:118:GLU:HG3	1:F:130:VAL:HG11	1.95	0.45
1:E:185:GLN:O	1:E:186:LEU:C	2.54	0.45
1:A:159:ALA:HB1	1:A:195:LEU:HD22	1.98	0.45
1:C:54:TYR:HB2	1:C:75:SER:N	2.30	0.45
1:B:112:VAL:HA	1:B:135:ILE:HG22	1.98	0.45
1:D:57:VAL:HG22	2:E:266:HOH:O	2.15	0.45
1:E:4:PHE:CB	1:E:18:GLN:CB	2.92	0.45
1:B:53:VAL:HB	1:B:73:LEU:HD11	1.97	0.45
1:B:160:HIS:HB2	1:B:167:LEU:CD1	2.47	0.45
1:C:57:VAL:HB	1:C:71:TRP:CE2	2.51	0.45
1:C:167:LEU:CD2	1:C:195:LEU:HD11	2.46	0.45
1:D:139:LYS:O	1:D:140:LEU:C	2.54	0.45

Continued on next page...

Continued from previous page...

Atom-1	Atom-2	Interatomic distance (Å)	Clash overlap (Å)
1:F:2:ALA:HB3	2:F:309:HOH:O	2.16	0.45
1:A:54:TYR:N	1:A:54:TYR:CD1	2.83	0.45
1:A:144:ALA:O	1:A:145:ARG:C	2.54	0.45
1:D:172:SER:O	1:D:176:LYS:HE3	2.16	0.45
1:E:7:PRO:HD2	2:E:273:HOH:O	2.16	0.45
1:D:31:SER:O	1:D:34:LEU:N	2.46	0.45
1:A:174:GLU:OE1	1:B:108:PHE:CD1	2.70	0.45
1:C:169:GLN:HB3	2:C:309:HOH:O	2.16	0.45
1:E:81:ARG:NH2	1:E:198:ASN:ND2	2.64	0.45
1:C:71:TRP:CH2	1:D:130:VAL:HB	2.52	0.45
1:F:73:LEU:HD22	1:F:123:LEU:CD2	2.47	0.45
1:A:113:GLY:HA3	1:A:116:ILE:HG21	1.98	0.45
1:B:59:PHE:HE2	1:C:101:TYR:CZ	2.35	0.45
1:C:20:LYS:HE2	1:C:33:TYR:OH	2.15	0.45
1:C:163:LEU:CD1	1:C:198:ASN:HB2	2.47	0.45
1:D:77:LYS:NZ	1:D:192:GLU:HB2	2.31	0.45
1:E:137:VAL:O	1:E:138:GLY:C	2.55	0.45
1:B:93:PHE:O	1:B:94:HIS:HB2	2.15	0.45
1:F:80:THR:O	1:F:81:ARG:C	2.55	0.45
1:A:98:LYS:HB3	1:A:102:ARG:CZ	2.46	0.45
1:C:71:TRP:CH2	1:D:130:VAL:HB	2.52	0.45
1:D:30:ILE:O	1:D:34:LEU:HG	2.16	0.45
1:F:159:ALA:HB1	1:F:195:LEU:HB3	1.99	0.45
1:E:192:GLU:HA	1:E:195:LEU:HD12	1.97	0.45
1:B:68:THR:HG22	1:C:128:GLY:HA2	1.98	0.45
1:D:150:LEU:HD23	1:D:150:LEU:N	2.32	0.45
1:A:90:PRO:CD	1:A:97:LEU:HD11	2.42	0.45
1:A:131:ILE:HG21	1:A:134:ALA:HB2	1.96	0.45
1:D:22:ILE:HG13	1:D:23:ASP:N	2.31	0.45
1:A:71:TRP:HB2	1:A:126:ASN:HD21	1.82	0.45
1:D:110:THR:O	1:D:112:VAL:HG23	2.17	0.45
1:A:111:PHE:O	1:A:135:ILE:N	2.48	0.45
2:B:233:HOH:O	1:C:38:ARG:NH1	2.41	0.45
1:E:135:ILE:HG12	1:E:136:ASN:N	2.32	0.45
1:E:137:VAL:CG1	1:E:138:GLY:H	2.29	0.45
1:F:97:LEU:HD12	2:F:238:HOH:O	2.15	0.45
1:A:161:ARG:NH2	1:B:205:ASP:OD1	2.49	0.45
1:C:73:LEU:HB3	1:C:93:PHE:HZ	1.82	0.45
1:D:97:LEU:HD22	1:D:100:LEU:HD23	1.97	0.45
1:A:204:SER:OG	1:A:205:ASP:N	2.48	0.45
1:B:40:ASP:OD1	1:B:80:THR:OG1	2.33	0.45

Continued on next page...

Continued from previous page...

Atom-1	Atom-2	Interatomic distance (Å)	Clash overlap (Å)
1:A:153:LEU:HB3	1:A:157:GLU:HB3	1.99	0.45
1:B:116:ILE:HG13	1:B:136:ASN:HA	1.98	0.45
1:B:149:VAL:O	1:B:153:LEU:HG	2.16	0.45
1:E:2:ALA:HB1	1:E:33:TYR:CZ	2.52	0.45
1:A:36:LEU:HA	2:A:282:HOH:O	2.15	0.45
1:A:50:ILE:N	1:A:50:ILE:HD12	2.32	0.45
1:E:11:MSE:HB2	1:E:15:SER:HG	1.77	0.45
1:F:97:LEU:O	1:F:101:TYR:HD2	1.98	0.45
1:F:114:VAL:HG21	1:F:155:THR:HG23	1.97	0.45
1:A:110:THR:HG22	1:A:111:PHE:N	2.32	0.45
1:D:42:ILE:HG23	1:D:47:ARG:HH11	1.81	0.45
1:F:202:GLN:O	1:F:206:GLU:HG3	2.16	0.45
1:A:177:TRP:CZ3	1:A:185:GLN:HG2	2.51	0.45
1:C:54:TYR:N	1:C:54:TYR:CD1	2.84	0.45
1:D:42:ILE:HG12	1:D:47:ARG:HG3	1.98	0.45
1:E:175:ALA:O	1:F:38:ARG:NH2	2.50	0.45
1:A:177:TRP:CZ3	1:A:185:GLN:HA	2.51	0.45
1:F:11:MSE:CG	1:F:17:VAL:HG23	2.47	0.45
1:A:54:TYR:N	1:A:54:TYR:CD1	2.84	0.45
1:F:38:ARG:O	1:F:42:ILE:HD12	2.17	0.45
1:B:59:PHE:CZ	1:C:98:LYS:HE2	2.51	0.45
1:C:77:LYS:NZ	1:C:193:GLY:N	2.64	0.45
1:D:152:PHE:CB	1:E:135:ILE:HD12	2.46	0.45
1:E:54:TYR:CD1	1:E:54:TYR:N	2.84	0.45
1:E:81:ARG:NH1	1:E:198:ASN:ND2	2.54	0.45
1:F:79:SER:HG	1:F:84:CYS:HG	1.64	0.45
1:A:36:LEU:HB3	1:A:83:LEU:CD1	2.47	0.45
1:D:42:ILE:HD11	1:D:108:PHE:CD2	2.51	0.45
1:F:9:PHE:CD1	1:F:187:GLU:HG3	2.50	0.45
1:E:71:TRP:CH2	1:F:130:VAL:HB	2.50	0.45
1:A:67:LYS:HD2	1:A:67:LYS:N	2.31	0.45
1:C:23:ASP:CG	1:C:88:ARG:HH21	2.20	0.45
1:F:81:ARG:NH2	1:F:198:ASN:OD1	2.49	0.45
1:C:151:GLU:C	1:C:152:PHE:CG	2.90	0.45
1:D:145:ARG:HH12	1:D:202:GLN:HG3	1.77	0.45
1:C:124:ARG:HD2	1:C:130:VAL:HG22	1.96	0.45
1:D:145:ARG:HH11	1:D:206:GLU:CD	2.19	0.45
1:E:123:LEU:HB3	1:E:129:LEU:HB3	1.97	0.45
1:C:11:MSE:SE	2:C:215:HOH:O	2.85	0.45
1:C:195:LEU:O	1:C:199:VAL:HG23	2.15	0.45
1:D:155:THR:CG2	1:D:192:GLU:HB3	2.46	0.45

Continued on next page...

Continued from previous page...

Atom-1	Atom-2	Interatomic distance (Å)	Clash overlap (Å)
1:B:116:ILE:C	1:B:116:ILE:CD1	2.85	0.45
1:B:148:LEU:HB3	1:C:140:LEU:HD11	1.97	0.45
1:E:25:GLY:H	1:E:28:THR:CB	2.30	0.45
1:F:77:LYS:CD	1:F:189:ALA:HB1	2.47	0.45
1:F:112:VAL:HA	1:F:135:ILE:HG23	1.97	0.45
2:B:236:HOH:O	1:C:46:ASN:HA	2.16	0.45
1:C:172:SER:O	1:C:176:LYS:HG2	2.16	0.45
1:E:81:ARG:N	2:E:295:HOH:O	2.50	0.45
1:B:97:LEU:HD13	1:B:100:LEU:HB3	1.99	0.45
1:E:13:ASP:C	1:E:15:SER:H	2.20	0.45
1:B:181:GLY:O	1:B:185:GLN:HG3	2.15	0.45
1:D:200:TRP:O	1:D:204:SER:HB3	2.16	0.45
1:F:91:LYS:NZ	2:F:224:HOH:O	2.50	0.45
1:B:104:PHE:O	1:B:131:ILE:HA	2.16	0.45
1:B:177:TRP:CE2	1:C:108:PHE:HZ	2.35	0.45
1:E:150:LEU:HA	1:E:153:LEU:HD12	1.97	0.45
1:E:4:PHE:CE1	1:E:83:LEU:HB3	2.52	0.45
1:A:150:LEU:HA	1:A:153:LEU:CD1	2.46	0.45
1:B:111:PHE:O	1:B:134:ALA:HB1	2.16	0.45
1:D:75:SER:HB2	1:D:87:LEU:O	2.16	0.45
1:D:117:GLU:H	1:D:136:ASN:ND2	2.15	0.45
1:E:38:ARG:HD2	1:E:108:PHE:HD1	1.81	0.45
1:F:6:GLY:HA3	1:F:19:THR:CG2	2.34	0.45
1:C:77:LYS:HZ2	1:C:193:GLY:N	2.15	0.45
1:C:163:LEU:HD21	1:C:199:VAL:CG2	2.46	0.45
1:D:71:TRP:O	1:D:126:ASN:OD1	2.35	0.45
1:E:40:ASP:HB2	2:E:304:HOH:O	2.17	0.45
1:E:81:ARG:NH1	1:E:198:ASN:OD1	2.49	0.45
1:F:122:LEU:O	1:F:125:GLU:N	2.50	0.45
1:F:156:ARG:HH22	1:F:160:HIS:CD2	2.35	0.45
1:F:160:HIS:HB2	1:F:167:LEU:CD1	2.47	0.45
1:A:101:TYR:CE2	1:A:129:LEU:HA	2.52	0.45
1:A:112:VAL:HG22	1:A:135:ILE:HG21	1.97	0.45
1:A:115:GLN:O	1:B:107:LYS:HE2	2.17	0.45
1:C:54:TYR:O	1:C:73:LEU:HD12	2.16	0.45
1:C:139:LYS:HG3	1:C:143:GLU:OE2	2.17	0.45
1:F:155:THR:HG23	1:F:196:ILE:HG13	1.99	0.45
1:B:101:TYR:OH	1:B:127:HIS:HB3	2.16	0.45
1:D:103:PHE:O	1:D:111:PHE:CZ	2.70	0.45
1:F:4:PHE:CE1	1:F:36:LEU:HD12	2.52	0.45
1:A:77:LYS:HD3	1:A:86:PHE:CE1	2.51	0.45

Continued on next page...

Continued from previous page...

Atom-1	Atom-2	Interatomic distance (Å)	Clash overlap (Å)
1:B:69:SER:HA	1:B:126:ASN:ND2	2.29	0.45
1:C:67:LYS:C	1:D:128:GLY:HA3	2.36	0.45
1:B:172:SER:O	1:B:176:LYS:HG3	2.16	0.45
1:D:200:TRP:O	1:D:201:ASP:C	2.52	0.45
1:E:31:SER:HB2	1:E:99:ASP:OD2	2.16	0.45
1:A:66:THR:CG2	1:A:69:SER:HB3	2.46	0.45
1:C:50:ILE:HG21	1:C:193:GLY:HA2	1.99	0.45
1:C:145:ARG:CG	1:C:145:ARG:NH1	2.63	0.45
1:F:78:LEU:O	1:F:84:CYS:HA	2.16	0.45
1:F:147:THR:HB	1:F:150:LEU:CD1	2.47	0.45
1:E:93:PHE:CG	1:E:97:LEU:HD12	2.52	0.45
1:F:10:LYS:HG3	1:F:14:GLY:O	2.16	0.45
1:B:53:VAL:CB	1:B:73:LEU:HD11	2.43	0.45
1:D:51:PHE:HA	1:D:77:LYS:O	2.16	0.45
1:D:81:ARG:NH2	1:D:201:ASP:OD1	2.50	0.45
2:A:314:HOH:O	1:F:67:LYS:CG	2.63	0.45
1:D:4:PHE:CG	1:D:83:LEU:HD22	2.52	0.45
1:F:98:LYS:O	1:F:99:ASP:C	2.55	0.45
1:A:9:PHE:O	1:A:10:LYS:C	2.55	0.45
1:A:117:GLU:HA	2:A:254:HOH:O	2.17	0.45
1:B:10:LYS:HA	1:B:15:SER:O	2.17	0.45
1:B:116:ILE:O	1:B:120:LEU:HG	2.17	0.45
1:D:97:LEU:O	1:D:99:ASP:N	2.50	0.45
1:B:34:LEU:HD23	1:B:85:LEU:HD23	1.99	0.45
1:D:51:PHE:N	1:D:112:VAL:O	2.40	0.45
1:F:31:SER:N	1:F:32:PRO:CD	2.80	0.45
1:D:140:LEU:HG	1:D:203:LEU:HD13	1.98	0.45
1:E:96:ASN:ND2	1:E:96:ASN:H	2.15	0.45
1:F:36:LEU:HD23	1:F:36:LEU:HA	1.87	0.45
1:F:198:ASN:N	1:F:198:ASN:HD22	2.15	0.45
2:A:317:HOH:O	1:B:102:ARG:HD3	2.17	0.45
1:B:57:VAL:HG13	1:B:71:TRP:CZ2	2.52	0.45
1:B:194:TRP:CE2	1:B:198:ASN:ND2	2.85	0.45
1:C:111:PHE:O	1:C:134:ALA:HA	2.16	0.45
1:D:111:PHE:N	1:D:133:ASN:O	2.33	0.45
1:D:129:LEU:C	1:D:129:LEU:HD23	2.36	0.45
1:A:91:LYS:C	1:A:91:LYS:HD3	2.36	0.45
1:D:156:ARG:NH1	1:D:157:GLU:OE2	2.49	0.45
1:A:169:GLN:HE21	1:A:173:ILE:HD11	1.82	0.45
2:A:221:HOH:O	1:B:108:PHE:HA	2.16	0.45
1:D:4:PHE:CB	1:D:18:GLN:HB3	2.46	0.45

Continued on next page...

Continued from previous page...

Atom-1	Atom-2	Interatomic distance (Å)	Clash overlap (Å)
1:E:46:ASN:OD1	1:E:201:ASP:OD1	2.35	0.45
1:B:30:ILE:CD1	1:B:34:LEU:HD11	2.47	0.45
1:E:25:GLY:N	1:E:28:THR:OG1	2.30	0.45
1:A:2:ALA:HB1	1:A:33:TYR:CZ	2.51	0.45
1:C:178:GLU:HB3	1:D:35:SER:OG	2.17	0.45
1:D:42:ILE:HA	1:D:47:ARG:HG3	1.98	0.45
1:E:57:VAL:HG13	1:E:71:TRP:CD1	2.52	0.45
1:F:24:VAL:CG1	1:F:97:LEU:HD11	2.45	0.45
1:F:46:ASN:ND2	2:F:221:HOH:O	2.32	0.45
1:F:72:SER:CB	1:F:91:LYS:NZ	2.72	0.45
1:B:113:GLY:O	1:B:137:VAL:HG12	2.17	0.45
1:C:98:LYS:HG2	1:C:102:ARG:HH22	1.82	0.45
1:D:186:LEU:HD21	2:D:231:HOH:O	2.16	0.45
1:B:57:VAL:HG11	1:C:101:TYR:HB3	1.98	0.45
1:B:136:ASN:O	1:B:138:GLY:N	2.50	0.45
1:D:11:MSE:HE2	1:D:11:MSE:CA	2.46	0.45
1:E:54:TYR:CD1	1:E:54:TYR:N	2.85	0.45
1:E:150:LEU:HA	1:E:153:LEU:HD12	1.99	0.45
1:F:11:MSE:O	1:F:13:ASP:N	2.50	0.45
1:A:71:TRP:CB	1:A:122:LEU:CD2	2.94	0.45
1:D:42:ILE:O	1:D:42:ILE:CG2	2.65	0.45
1:A:182:PRO:HD2	2:A:293:HOH:O	2.17	0.45
1:B:77:LYS:HE3	1:B:79:SER:OG	2.17	0.45
1:F:5:ASP:C	1:F:6:GLY:O	2.55	0.45
1:A:76:VAL:HG22	1:A:87:LEU:HB2	1.98	0.45
1:D:2:ALA:HB1	1:D:33:TYR:CZ	2.52	0.45
1:A:156:ARG:HG2	1:A:167:LEU:HD13	1.98	0.45
1:A:163:LEU:HD21	1:A:199:VAL:N	2.31	0.45
1:C:147:THR:HB	1:C:150:LEU:HG	1.99	0.45
1:C:199:VAL:O	1:C:203:LEU:HG	2.16	0.45
1:C:22:ILE:HD11	1:C:24:VAL:CA	2.46	0.45
1:D:37:ILE:HG23	1:D:80:THR:CG2	2.46	0.45
1:D:149:VAL:HA	1:D:152:PHE:HD2	1.81	0.45
1:D:50:ILE:N	1:D:79:SER:O	2.36	0.45
1:D:109:VAL:O	1:D:133:ASN:ND2	2.48	0.45
1:D:156:ARG:HG2	1:D:170:LEU:HD23	1.98	0.45
1:F:46:ASN:ND2	1:F:46:ASN:N	2.65	0.45
1:A:26:SER:HB3	1:A:94:HIS:ND1	2.32	0.45
1:F:116:ILE:H	1:F:136:ASN:CG	2.21	0.45
1:D:145:ARG:HE	1:D:145:ARG:HB3	1.40	0.45
1:D:199:VAL:O	1:D:203:LEU:HG	2.17	0.45

Continued on next page...

Continued from previous page...

Atom-1	Atom-2	Interatomic distance (Å)	Clash overlap (Å)
1:C:46:ASN:N	1:C:46:ASN:ND2	2.64	0.45
1:D:25:GLY:O	1:D:27:SER:N	2.50	0.45
1:B:2:ALA:O	1:B:36:LEU:HD11	2.16	0.44
1:C:47:ARG:CA	1:C:109:VAL:HG12	2.46	0.44
1:E:40:ASP:CB	1:E:83:LEU:HD12	2.47	0.44
1:F:80:THR:C	1:F:197:VAL:HG21	2.38	0.44
1:C:5:ASP:OD1	1:C:5:ASP:N	2.45	0.44
1:B:110:THR:HG22	1:B:112:VAL:CG2	2.48	0.44
1:B:138:GLY:O	1:B:139:LYS:C	2.55	0.44
2:A:273:HOH:O	1:F:153:LEU:HD22	2.17	0.44
1:B:29:ASP:O	1:B:32:PRO:HD2	2.16	0.44
1:D:24:VAL:HG21	1:D:87:LEU:HD22	1.99	0.44
1:E:174:GLU:HA	1:E:177:TRP:HE3	1.81	0.44
1:F:116:ILE:O	1:F:119:ASP:HB2	2.17	0.44
1:A:147:THR:O	1:A:149:VAL:N	2.49	0.44
1:B:75:SER:HB3	1:B:88:ARG:HA	1.99	0.44
1:B:176:LYS:HB2	1:B:179:LYS:HE2	1.99	0.44
1:C:52:ASP:OD1	2:C:233:HOH:O	2.20	0.44
1:C:175:ALA:HB1	1:D:43:LEU:HG	1.99	0.44
1:B:180:ALA:HA	1:B:184:GLU:OE2	2.17	0.44
1:C:149:VAL:CB	1:D:140:LEU:HD21	2.48	0.44
1:E:39:GLU:CG	1:E:43:LEU:HD12	2.48	0.44
1:C:116:ILE:O	1:C:120:LEU:HG	2.18	0.44
1:D:57:VAL:O	1:D:57:VAL:HG23	2.17	0.44
1:E:147:THR:O	1:E:150:LEU:HG	2.16	0.44
1:F:66:THR:O	1:F:67:LYS:HD3	2.16	0.44
1:F:171:ASP:HA	1:F:174:GLU:HG3	2.00	0.44
1:A:111:PHE:N	1:A:133:ASN:O	2.50	0.44
1:A:174:GLU:HG2	1:B:108:PHE:CZ	2.53	0.44
1:C:19:THR:CG2	1:C:20:LYS:H	2.30	0.44
1:D:153:LEU:HD22	1:D:157:GLU:CG	2.46	0.44
1:F:9:PHE:HB3	1:F:11:MSE:HE3	1.99	0.44
1:A:11:MSE:HB2	1:A:13:ASP:OD1	2.16	0.44
1:C:71:TRP:CD1	1:C:71:TRP:N	2.84	0.44
1:E:175:ALA:O	1:F:39:GLU:HB2	2.17	0.44
1:F:197:VAL:O	1:F:201:ASP:CG	2.54	0.44
1:F:77:LYS:HD3	1:F:189:ALA:HB1	1.98	0.44
1:B:59:PHE:CZ	1:C:95:ASP:HA	2.52	0.44
1:C:75:SER:HG	1:C:86:PHE:HE1	1.64	0.44
1:D:160:HIS:HB2	1:D:167:LEU:CD1	2.47	0.44
1:E:34:LEU:CD1	1:E:99:ASP:HB3	2.40	0.44

Continued on next page...

Continued from previous page...

Atom-1	Atom-2	Interatomic distance (Å)	Clash overlap (Å)
1:E:144:ALA:HB1	1:E:206:GLU:CD	2.38	0.44
1:A:112:VAL:HG13	1:A:135:ILE:HG23	1.99	0.44
1:B:181:GLY:H	1:B:184:GLU:CD	2.19	0.44
1:C:59:PHE:HE2	2:D:264:HOH:O	1.99	0.44
1:B:48:ALA:HA	1:B:110:THR:N	2.31	0.44
1:B:183:GLU:HA	1:B:183:GLU:OE2	2.18	0.44
1:E:112:VAL:HG21	1:E:200:TRP:CD2	2.52	0.44
1:D:145:ARG:NH1	1:D:206:GLU:OE2	2.50	0.44
1:F:8:LYS:NZ	2:F:249:HOH:O	2.50	0.44
1:C:11:MSE:HE1	1:C:191:ILE:HG13	1.98	0.44
1:E:54:TYR:CD1	1:E:54:TYR:N	2.86	0.44
1:F:206:GLU:HB3	2:F:259:HOH:O	2.17	0.44
1:B:36:LEU:O	1:B:39:GLU:HB3	2.16	0.44
1:C:77:LYS:HZ2	1:C:193:GLY:N	2.15	0.44
1:A:95:ASP:HA	1:A:98:LYS:HE2	2.00	0.44
1:A:170:LEU:HB2	1:A:191:ILE:HG21	2.00	0.44
1:B:26:SER:C	1:B:96:ASN:OD1	2.56	0.44
1:C:55:TRP:O	1:C:74:SER:HB3	2.18	0.44
1:F:204:SER:OG	1:F:205:ASP:N	2.51	0.44
1:A:53:VAL:HB	1:A:73:LEU:HD11	1.99	0.44
1:A:66:THR:O	1:A:66:THR:OG1	2.35	0.44
1:A:67:LYS:HG2	1:B:126:ASN:O	2.18	0.44
1:E:155:THR:HB	2:E:223:HOH:O	2.16	0.44
1:E:159:ALA:HB2	1:E:195:LEU:HB3	2.00	0.44
1:C:150:LEU:HA	1:C:153:LEU:HD12	1.99	0.44
1:C:169:GLN:HA	1:C:169:GLN:NE2	2.33	0.44
1:C:31:SER:OG	1:C:32:PRO:HD3	2.18	0.44
1:C:116:ILE:HA	1:C:119:ASP:HB2	1.99	0.44
1:E:9:PHE:CZ	1:E:186:LEU:HG	2.52	0.44
1:B:19:THR:OG1	1:B:186:LEU:HD21	2.18	0.44
1:C:25:GLY:N	1:C:28:THR:OG1	2.33	0.44
1:C:169:GLN:HB3	2:C:221:HOH:O	2.17	0.44
1:B:197:VAL:HG12	1:B:201:ASP:OD2	2.18	0.44
1:C:66:THR:HB	2:C:289:HOH:O	2.17	0.44
1:C:116:ILE:O	1:C:120:LEU:HG	2.18	0.44
1:E:78:LEU:O	1:E:84:CYS:HA	2.18	0.44
1:E:169:GLN:HG2	1:E:187:GLU:OE1	2.18	0.44
1:D:71:TRP:N	1:D:71:TRP:CD1	2.85	0.44
1:F:50:ILE:CG1	1:F:112:VAL:HB	2.46	0.44
1:D:4:PHE:CE2	1:D:83:LEU:HB3	2.53	0.44
1:F:31:SER:CB	1:F:32:PRO:HD3	2.39	0.44

Continued on next page...

Continued from previous page...

Atom-1	Atom-2	Interatomic distance (Å)	Clash overlap (Å)
1:F:50:ILE:HB	1:F:79:SER:HB2	1.98	0.44
1:B:156:ARG:CG	1:C:47:ARG:NE	2.81	0.44
1:C:96:ASN:ND2	2:C:271:HOH:O	2.39	0.44
1:C:135:ILE:HD11	1:C:140:LEU:HD22	1.99	0.44
1:D:160:HIS:HB2	1:D:167:LEU:HD12	2.00	0.44
1:E:4:PHE:O	1:E:18:GLN:CD	2.56	0.44
1:E:22:ILE:HD12	1:E:85:LEU:HD11	1.99	0.44
1:F:90:PRO:HD2	1:F:97:LEU:HD11	1.99	0.44
1:A:202:GLN:CD	2:A:260:HOH:O	2.48	0.44
1:B:31:SER:N	1:B:32:PRO:CD	2.79	0.44
1:C:48:ALA:HB2	1:C:200:TRP:NE1	2.32	0.44
1:C:86:PHE:CE1	1:C:88:ARG:HG2	2.48	0.44
1:F:114:VAL:HG11	1:F:155:THR:CA	2.48	0.44
1:A:57:VAL:HG11	1:B:101:TYR:HB3	1.99	0.44
1:A:201:ASP:OD2	2:A:282:HOH:O	2.21	0.44
1:B:96:ASN:HD22	1:B:96:ASN:H	1.66	0.44
1:E:18:GLN:HB2	1:E:83:LEU:CD2	2.47	0.44
1:F:131:ILE:CG2	1:F:134:ALA:HB2	2.47	0.44
1:E:9:PHE:CE2	1:E:19:THR:HG21	2.51	0.44
1:E:85:LEU:HD11	1:E:87:LEU:HD21	1.99	0.44
1:F:73:LEU:HD22	1:F:123:LEU:HD21	1.99	0.44
1:F:37:ILE:HG22	1:F:103:PHE:HZ	1.82	0.44
1:B:111:PHE:O	1:B:134:ALA:HA	2.17	0.44
1:C:92:PRO:HA	2:C:300:HOH:O	2.17	0.44
1:D:17:VAL:HG21	1:D:194:TRP:CB	2.38	0.44
1:B:48:ALA:HB2	1:B:200:TRP:NE1	2.33	0.44
1:C:107:LYS:HE3	1:C:132:ARG:CZ	2.48	0.44
1:D:176:LYS:CB	1:D:179:LYS:HD2	2.46	0.44
1:B:20:LYS:HG2	1:B:33:TYR:CE1	2.52	0.44
1:B:120:LEU:HB2	2:B:237:HOH:O	2.17	0.44
1:C:37:ILE:HD11	1:C:85:LEU:HD22	2.00	0.44
1:E:195:LEU:O	1:E:198:ASN:N	2.51	0.44
1:F:191:ILE:HD11	2:F:287:HOH:O	2.17	0.44
1:C:78:LEU:HD13	1:C:103:PHE:CE2	2.53	0.44
1:E:119:ASP:O	1:E:122:LEU:N	2.50	0.44
1:B:31:SER:CB	1:B:32:PRO:CD	2.95	0.44
1:A:148:LEU:HD12	1:B:144:ALA:HB2	2.00	0.44
1:A:197:VAL:HG13	2:A:248:HOH:O	2.18	0.44
1:B:21:THR:HA	1:B:86:PHE:O	2.17	0.44
1:D:157:GLU:OE1	1:E:47:ARG:HG3	2.17	0.44
1:B:76:VAL:HG12	1:B:77:LYS:N	2.33	0.44

Continued on next page...

Continued from previous page...

Atom-1	Atom-2	Interatomic distance (Å)	Clash overlap (Å)
1:D:50:ILE:CD1	1:D:197:VAL:HA	2.48	0.44
1:C:7:PRO:HG2	1:C:9:PHE:CE2	2.53	0.44
1:B:51:PHE:CD2	1:B:112:VAL:O	2.68	0.44
1:B:80:THR:O	1:B:81:ARG:C	2.55	0.44
1:C:34:LEU:HD22	1:C:103:PHE:CG	2.53	0.44
1:D:81:ARG:HH11	1:D:81:ARG:HA	1.80	0.44
1:E:110:THR:HG22	1:E:111:PHE:H	1.83	0.44
1:E:140:LEU:O	1:E:140:LEU:HG	2.18	0.44
1:B:39:GLU:CG	1:B:43:LEU:HD12	2.47	0.44
1:A:182:PRO:HD2	2:A:298:HOH:O	2.17	0.44
1:C:59:PHE:CD1	1:C:59:PHE:N	2.85	0.44
1:C:94:HIS:O	1:C:96:ASN:N	2.51	0.44
1:D:97:LEU:HA	1:D:97:LEU:HD23	1.62	0.44
1:E:33:TYR:C	1:E:35:SER:N	2.67	0.44
1:E:81:ARG:NH2	1:E:198:ASN:CG	2.71	0.44
1:E:163:LEU:O	1:E:164:TRP:HB2	2.18	0.44
1:B:50:ILE:HG12	1:B:197:VAL:HA	1.99	0.44
1:E:34:LEU:HB3	1:E:103:PHE:CD2	2.53	0.44
1:A:87:LEU:HD12	1:A:100:LEU:HD13	1.99	0.44
1:A:189:ALA:O	1:A:193:GLY:N	2.47	0.44
1:D:46:ASN:O	1:D:48:ALA:N	2.51	0.44
1:D:163:LEU:CD2	1:D:202:GLN:NE2	2.74	0.44
1:E:58:GLY:HA3	1:E:70:GLY:O	2.17	0.44
1:A:95:ASP:HA	1:A:98:LYS:HG2	1.98	0.44
1:F:73:LEU:HG	1:F:89:LEU:HD12	2.00	0.44
1:B:177:TRP:CD2	1:C:108:PHE:CZ	3.05	0.44
1:C:88:ARG:NE	2:C:293:HOH:O	2.51	0.44
1:D:97:LEU:HD23	1:D:97:LEU:HA	1.77	0.44
1:E:81:ARG:HH11	1:E:198:ASN:ND2	2.16	0.44
1:A:91:LYS:HD3	1:A:91:LYS:HA	1.87	0.44
1:C:101:TYR:CE1	1:C:129:LEU:HD12	2.52	0.44
1:E:176:LYS:HA	1:E:178:GLU:OE2	2.16	0.44
1:D:116:ILE:O	1:D:119:ASP:N	2.50	0.44
1:A:48:ALA:HB2	1:A:200:TRP:HE1	1.82	0.44
1:A:159:ALA:CB	1:A:195:LEU:HB3	2.48	0.44
1:F:135:ILE:HG13	1:F:136:ASN:N	2.32	0.44
1:A:41:SER:O	1:A:46:ASN:N	2.50	0.44
1:A:58:GLY:N	1:A:71:TRP:CD1	2.80	0.44
1:A:91:LYS:CB	1:A:92:PRO:CD	2.82	0.44
1:C:150:LEU:HB3	1:C:158:LEU:HD13	1.99	0.44
1:D:135:ILE:O	1:D:135:ILE:CG2	2.65	0.44

Continued on next page...

Continued from previous page...

Atom-1	Atom-2	Interatomic distance (Å)	Clash overlap (Å)
1:E:97:LEU:CD1	2:E:233:HOH:O	2.54	0.44
1:F:50:ILE:HG12	1:F:196:ILE:C	2.38	0.44
1:C:152:PHE:HE1	2:D:261:HOH:O	2.00	0.44
1:A:8:LYS:CB	1:A:18:GLN:HG2	2.47	0.44
1:C:22:ILE:CG2	1:C:87:LEU:HD22	2.48	0.44
1:E:81:ARG:NH1	1:E:198:ASN:ND2	2.56	0.44
1:A:5:ASP:OD1	1:A:20:LYS:NZ	2.40	0.44
1:A:192:GLU:OE2	2:A:207:HOH:O	2.21	0.44
1:E:125:GLU:O	1:E:126:ASN:C	2.56	0.44
1:B:25:GLY:O	1:B:94:HIS:HD2	2.01	0.44
1:B:145:ARG:NH1	1:B:206:GLU:OE2	2.50	0.44
1:C:4:PHE:CD2	1:C:20:LYS:CB	3.00	0.44
1:C:169:GLN:HA	1:C:169:GLN:NE2	2.33	0.44
1:C:183:GLU:OE1	1:C:184:GLU:HG3	2.17	0.44
1:F:156:ARG:HD3	1:F:156:ARG:C	2.38	0.44
1:A:91:LYS:HB3	1:A:92:PRO:HD3	1.99	0.44
1:B:50:ILE:HD13	1:B:197:VAL:HG22	1.99	0.44
1:E:151:GLU:HG2	1:E:152:PHE:CE2	2.53	0.44
1:F:97:LEU:HD23	1:F:97:LEU:HA	1.86	0.44
1:A:70:GLY:N	2:A:238:HOH:O	2.47	0.44
1:A:141:ALA:HB2	1:A:203:LEU:HD11	2.00	0.44
1:B:55:TRP:CZ2	1:B:122:LEU:HB2	2.53	0.44
1:B:96:ASN:N	1:B:96:ASN:ND2	2.65	0.44
1:B:98:LYS:HB2	1:B:98:LYS:HZ3	1.82	0.44
1:C:111:PHE:O	1:C:134:ALA:HA	2.18	0.44
1:D:77:LYS:HG3	1:D:85:LEU:O	2.18	0.44
1:D:155:THR:HG21	1:D:192:GLU:HB3	2.00	0.44
1:E:77:LYS:NZ	1:E:192:GLU:HB2	2.32	0.44
1:E:96:ASN:HD22	1:E:96:ASN:H	1.64	0.44
1:A:13:ASP:OD1	1:A:13:ASP:C	2.56	0.44
1:B:80:THR:N	1:B:83:LEU:O	2.40	0.44
1:C:137:VAL:O	1:C:141:ALA:CB	2.66	0.44
1:A:28:THR:O	1:A:96:ASN:HB2	2.17	0.44
1:A:117:GLU:HA	1:A:120:LEU:HD12	2.00	0.44
1:C:94:HIS:HB2	1:C:96:ASN:ND2	2.32	0.44
1:E:115:GLN:NE2	2:E:230:HOH:O	2.51	0.44
1:F:8:LYS:CD	1:F:16:TYR:HB3	2.39	0.44
1:D:75:SER:HA	1:D:87:LEU:O	2.18	0.44
1:F:38:ARG:NH1	2:F:234:HOH:O	2.51	0.44
1:D:51:PHE:CZ	1:D:116:ILE:HG21	2.53	0.44
1:F:160:HIS:HB2	1:F:167:LEU:HD12	1.99	0.44

Continued on next page...

Continued from previous page...

Atom-1	Atom-2	Interatomic distance (Å)	Clash overlap (Å)
1:F:188:ALA:O	1:F:192:GLU:HG3	2.18	0.44
1:A:91:LYS:CB	1:A:92:PRO:CD	2.94	0.44
1:A:178:GLU:HG2	1:A:179:LYS:H	1.83	0.44
1:C:82:ASN:O	1:C:83:LEU:HD23	2.18	0.44
1:D:137:VAL:HG22	1:D:158:LEU:HD21	2.00	0.44
1:A:9:PHE:CD1	1:A:187:GLU:HG3	2.53	0.44
1:A:91:LYS:HB3	1:A:92:PRO:HD3	2.00	0.44
1:A:135:ILE:HD13	1:F:152:PHE:CE1	2.51	0.44
1:A:141:ALA:HB2	1:A:203:LEU:HD11	1.98	0.44
1:A:156:ARG:HH21	1:A:171:ASP:CG	2.20	0.44
1:B:82:ASN:O	1:B:83:LEU:HD23	2.18	0.44
1:D:22:ILE:HG12	1:D:87:LEU:HD23	2.00	0.44
1:D:4:PHE:CG	1:D:83:LEU:HD22	2.53	0.44
1:D:174:GLU:O	1:D:177:TRP:HB2	2.17	0.44
1:D:194:TRP:HA	2:D:275:HOH:O	2.18	0.44
1:E:20:LYS:O	1:E:21:THR:C	2.55	0.44
1:E:147:THR:HG21	1:E:161:ARG:NH2	2.28	0.44
1:A:9:PHE:CE2	1:A:186:LEU:HD22	2.53	0.44
1:C:4:PHE:HZ	1:C:37:ILE:HD11	1.83	0.44
1:C:23:ASP:CG	1:C:88:ARG:HH21	2.20	0.44
1:C:81:ARG:HE	1:C:81:ARG:HB2	1.20	0.44
1:D:99:ASP:O	1:D:103:PHE:CB	2.66	0.44
1:E:25:GLY:C	1:E:27:SER:H	2.21	0.44
1:E:156:ARG:HG3	1:F:47:ARG:CZ	2.48	0.44
1:F:41:SER:OG	1:F:47:ARG:HA	2.17	0.44
1:F:76:VAL:HG21	1:F:100:LEU:HD21	2.00	0.44
1:A:198:ASN:O	1:A:202:GLN:CG	2.65	0.44
1:E:4:PHE:CZ	1:E:85:LEU:HD13	2.53	0.44
1:F:97:LEU:HD23	1:F:97:LEU:HA	1.80	0.44
1:C:52:ASP:OD2	1:D:107:LYS:HE3	2.18	0.43
1:E:71:TRP:CZ2	1:F:130:VAL:HB	2.53	0.43
1:F:191:ILE:O	1:F:195:LEU:HG	2.18	0.43
1:A:36:LEU:HD23	1:A:39:GLU:OE2	2.18	0.43
1:A:77:LYS:NZ	2:A:223:HOH:O	2.50	0.43
1:A:175:ALA:HB2	1:B:43:LEU:HD21	1.99	0.43
1:E:26:SER:HA	1:E:94:HIS:HD2	1.83	0.43
1:A:91:LYS:N	1:A:92:PRO:CD	2.80	0.43
1:F:112:VAL:HG13	1:F:135:ILE:HG23	2.00	0.43
1:A:111:PHE:O	1:A:134:ALA:HA	2.18	0.43
1:D:95:ASP:O	1:D:98:LYS:HG3	2.18	0.43
1:F:150:LEU:HB3	1:F:158:LEU:CD1	2.48	0.43

Continued on next page...

Continued from previous page...

Atom-1	Atom-2	Interatomic distance (Å)	Clash overlap (Å)
1:B:157:GLU:OE1	1:C:47:ARG:CD	2.65	0.43
1:E:122:LEU:HD23	1:E:122:LEU:HA	1.84	0.43
1:F:46:ASN:ND2	2:F:301:HOH:O	2.48	0.43
1:A:203:LEU:O	1:A:205:ASP:N	2.51	0.43
1:E:141:ALA:HB2	1:E:203:LEU:HD11	2.00	0.43
1:B:93:PHE:CD2	1:B:97:LEU:HD12	2.53	0.43
1:F:22:ILE:CD1	1:F:85:LEU:HD11	2.48	0.43
1:B:145:ARG:HH12	1:B:202:GLN:HG3	1.83	0.43
1:D:94:HIS:CG	1:D:95:ASP:N	2.86	0.43
1:B:3:SER:HA	1:B:36:LEU:CD1	2.47	0.43
1:C:68:THR:C	1:C:70:GLY:N	2.70	0.43
1:D:68:THR:CG2	1:E:128:GLY:HA2	2.48	0.43
1:A:127:HIS:HA	1:F:67:LYS:HG3	1.99	0.43
1:B:142:ALA:CA	1:B:150:LEU:HB2	2.48	0.43
1:B:203:LEU:HD23	1:B:203:LEU:HA	1.75	0.43
1:C:96:ASN:N	1:C:96:ASN:HD22	2.15	0.43
1:A:94:HIS:O	1:F:59:PHE:CE1	2.71	0.43
1:A:112:VAL:HG22	1:A:135:ILE:CG2	2.48	0.43
1:B:184:GLU:HA	1:B:187:GLU:HB3	2.00	0.43
1:D:50:ILE:HB	1:D:79:SER:HB2	2.00	0.43
1:A:35:SER:OG	1:A:38:ARG:NH2	2.51	0.43
1:C:23:ASP:OD2	1:C:88:ARG:NH2	2.51	0.43
1:E:38:ARG:NE	2:E:234:HOH:O	2.32	0.43
1:E:151:GLU:HG2	1:E:152:PHE:CD2	2.53	0.43
1:A:47:ARG:HG3	1:F:157:GLU:CG	2.48	0.43
1:A:48:ALA:HB2	1:A:200:TRP:NE1	2.33	0.43
1:A:198:ASN:O	1:A:202:GLN:HG3	2.17	0.43
1:B:38:ARG:NH1	2:B:267:HOH:O	2.51	0.43
1:C:37:ILE:HD11	1:C:85:LEU:CD2	2.48	0.43
1:D:115:GLN:O	1:E:107:LYS:HE2	2.18	0.43
1:B:135:ILE:HG23	1:B:135:ILE:O	2.19	0.43
1:D:30:ILE:O	1:D:31:SER:C	2.56	0.43
1:E:170:LEU:HD11	1:E:174:GLU:OE2	2.18	0.43
1:B:31:SER:CB	2:B:293:HOH:O	2.66	0.43
1:A:90:PRO:HD2	1:A:97:LEU:CD1	2.44	0.43
1:C:67:LYS:HB3	1:D:128:GLY:N	2.32	0.43
1:D:46:ASN:O	1:D:47:ARG:CB	2.66	0.43
1:F:116:ILE:HA	1:F:119:ASP:OD2	2.18	0.43
1:C:53:VAL:HB	1:C:73:LEU:CD1	2.49	0.43
1:E:2:ALA:N	2:E:299:HOH:O	2.51	0.43
1:E:145:ARG:HE	1:E:206:GLU:CD	2.20	0.43

Continued on next page...

Continued from previous page...

Atom-1	Atom-2	Interatomic distance (Å)	Clash overlap (Å)
1:E:170:LEU:HD11	1:E:174:GLU:OE2	2.18	0.43
1:A:3:SER:O	1:A:20:LYS:HD3	2.18	0.43
1:D:33:TYR:HB3	1:D:85:LEU:HD22	2.00	0.43
1:E:163:LEU:O	1:E:164:TRP:HB2	2.18	0.43
1:E:181:GLY:H	1:E:184:GLU:CD	2.21	0.43
1:D:25:GLY:O	1:D:27:SER:N	2.51	0.43
1:D:152:PHE:O	1:D:153:LEU:HD23	2.18	0.43
1:F:9:PHE:CD1	1:F:187:GLU:HG3	2.53	0.43
1:A:101:TYR:CD2	1:F:57:VAL:HG11	2.51	0.43
1:B:145:ARG:CD	1:B:206:GLU:OE1	2.66	0.43
1:D:67:LYS:O	1:E:128:GLY:HA3	2.19	0.43
1:E:55:TRP:HH2	1:E:123:LEU:HG	1.83	0.43
1:A:191:ILE:O	1:A:195:LEU:HG	2.18	0.43
1:C:192:GLU:CD	2:C:245:HOH:O	2.56	0.43
1:F:148:LEU:HD23	2:F:277:HOH:O	2.18	0.43
1:B:24:VAL:CG1	1:B:28:THR:HB	2.49	0.43
1:B:142:ALA:HB2	1:B:151:GLU:H	1.84	0.43
1:E:39:GLU:HG3	1:E:43:LEU:HD12	2.00	0.43
1:E:66:THR:O	1:E:69:SER:OG	2.29	0.43
1:A:20:LYS:HD2	1:A:20:LYS:HA	1.90	0.43
1:C:49:VAL:O	1:C:111:PHE:HA	2.19	0.43
1:E:38:ARG:HD2	1:E:108:PHE:HD1	1.83	0.43
1:F:108:PHE:C	1:F:109:VAL:CG1	2.87	0.43
1:A:108:PHE:HD1	2:A:252:HOH:O	2.01	0.43
1:B:183:GLU:O	1:B:186:LEU:HB3	2.17	0.43
1:C:169:GLN:HA	1:C:169:GLN:NE2	2.31	0.43
1:E:52:ASP:OD1	1:E:54:TYR:CE1	2.71	0.43
1:A:97:LEU:O	1:A:101:TYR:HD1	2.01	0.43
1:B:85:LEU:HD21	1:B:87:LEU:HD21	2.00	0.43
1:F:124:ARG:HG3	1:F:130:VAL:HG22	2.01	0.43
1:F:150:LEU:HD21	1:F:161:ARG:HB3	2.01	0.43
1:A:147:THR:HB	1:A:150:LEU:HD12	1.99	0.43
1:B:44:ASN:CG	1:B:82:ASN:HD21	2.21	0.43
1:B:76:VAL:HG12	1:B:78:LEU:HG	2.00	0.43
1:C:103:PHE:O	1:C:111:PHE:CZ	2.71	0.43
1:C:107:LYS:NZ	2:C:213:HOH:O	2.51	0.43
1:A:81:ARG:HB3	2:A:279:HOH:O	2.17	0.43
1:A:136:ASN:O	1:A:139:LYS:HB3	2.19	0.43
1:B:156:ARG:CD	1:B:167:LEU:HD13	2.48	0.43
1:D:10:LYS:NZ	1:D:14:GLY:HA2	2.34	0.43
1:F:135:ILE:HG13	1:F:136:ASN:N	2.33	0.43

Continued on next page...

Continued from previous page...

Atom-1	Atom-2	Interatomic distance (Å)	Clash overlap (Å)
1:A:91:LYS:HB3	1:A:92:PRO:HD3	2.00	0.43
1:F:36:LEU:O	1:F:37:ILE:C	2.57	0.43
1:A:77:LYS:HB2	1:A:86:PHE:CD1	2.53	0.43
1:A:148:LEU:HD12	1:B:144:ALA:HA	2.01	0.43
1:E:114:VAL:HG11	1:E:155:THR:HA	2.00	0.43
1:F:57:VAL:HG22	1:F:71:TRP:CZ2	2.53	0.43
1:F:156:ARG:HG2	1:F:170:LEU:HD23	2.01	0.43
1:B:173:ILE:CG1	1:B:184:GLU:HB3	2.49	0.43
1:D:73:LEU:HG	1:D:89:LEU:HD12	1.99	0.43
1:E:57:VAL:H	1:F:102:ARG:HH12	1.67	0.43
1:F:49:VAL:O	1:F:111:PHE:HA	2.19	0.43
1:F:137:VAL:O	1:F:140:LEU:N	2.51	0.43
1:C:169:GLN:HG2	1:C:187:GLU:OE1	2.18	0.43
1:A:152:PHE:CE2	1:B:140:LEU:HD13	2.53	0.43
1:E:198:ASN:HA	1:E:201:ASP:HB2	2.00	0.43
1:A:9:PHE:CE2	1:A:186:LEU:CD2	3.02	0.43
1:A:117:GLU:HB2	1:A:136:ASN:ND2	2.33	0.43
1:B:152:PHE:CD2	1:C:135:ILE:HD13	2.53	0.43
1:D:97:LEU:HD23	1:D:97:LEU:HA	1.78	0.43
1:F:159:ALA:HA	1:F:199:VAL:CG2	2.49	0.43
1:A:57:VAL:HG11	1:B:101:TYR:HB2	1.99	0.43
1:A:85:LEU:HD21	1:A:87:LEU:HD21	2.01	0.43
1:A:157:GLU:HG3	1:A:161:ARG:HG2	2.01	0.43
1:C:173:ILE:C	1:C:175:ALA:N	2.72	0.43
1:A:8:LYS:HE2	1:A:18:GLN:NE2	2.33	0.43
1:A:178:GLU:OE2	1:A:178:GLU:N	2.46	0.43
1:B:19:THR:HA	1:B:84:CYS:O	2.19	0.43
1:B:67:LYS:HB3	1:C:128:GLY:HA3	2.01	0.43
1:C:11:MSE:HE2	1:C:11:MSE:HA	2.01	0.43
1:A:56:ASP:HB3	1:A:72:SER:HB2	1.99	0.43
1:B:19:THR:HG21	1:B:186:LEU:HD11	2.00	0.43
1:C:51:PHE:CE1	1:C:111:PHE:HB3	2.53	0.43
1:C:31:SER:HB2	1:C:32:PRO:CD	2.46	0.43
1:D:76:VAL:HG11	1:D:104:PHE:HZ	1.83	0.43
1:A:67:LYS:HG2	1:B:125:GLU:O	2.19	0.43
1:D:107:LYS:HE3	1:D:132:ARG:CZ	2.48	0.43
1:D:135:ILE:HD11	1:D:140:LEU:HB2	2.01	0.43
1:E:154:GLY:CA	1:F:107:LYS:O	2.66	0.43
1:B:46:ASN:OD1	2:B:313:HOH:O	2.21	0.43
1:E:141:ALA:HB2	1:E:203:LEU:HD11	2.01	0.43
1:F:66:THR:C	1:F:67:LYS:HG2	2.39	0.43

Continued on next page...

Continued from previous page...

Atom-1	Atom-2	Interatomic distance (Å)	Clash overlap (Å)
1:A:66:THR:HG23	1:A:69:SER:HB3	1.94	0.43
1:A:81:ARG:HB2	2:A:225:HOH:O	2.18	0.43
1:A:148:LEU:HD23	2:A:300:HOH:O	2.18	0.43
1:A:149:VAL:HG12	2:B:241:HOH:O	2.18	0.43
1:B:20:LYS:HG2	1:B:33:TYR:CE1	2.53	0.43
1:B:145:ARG:HH12	1:B:202:GLN:CG	2.32	0.43
1:D:51:PHE:CZ	1:D:116:ILE:HG21	2.53	0.43
1:E:38:ARG:O	1:E:41:SER:HB3	2.19	0.43
1:F:38:ARG:CZ	2:F:234:HOH:O	2.57	0.43
1:C:30:ILE:HD11	1:C:100:LEU:HB2	1.99	0.43
1:C:161:ARG:NH2	1:D:205:ASP:OD1	2.52	0.43
1:E:148:LEU:O	1:E:150:LEU:N	2.52	0.43
1:A:4:PHE:N	2:A:290:HOH:O	2.29	0.43
1:B:173:ILE:HD13	1:B:184:GLU:C	2.39	0.43
1:D:163:LEU:O	1:D:164:TRP:HB2	2.19	0.43
1:A:68:THR:HG22	1:B:128:GLY:O	2.18	0.43
1:A:151:GLU:HG2	1:A:152:PHE:CE2	2.53	0.43
1:B:24:VAL:HG11	1:B:97:LEU:HD21	2.01	0.43
1:B:137:VAL:O	1:B:137:VAL:CG1	2.67	0.43
1:C:11:MSE:HG3	1:C:194:TRP:CE2	2.54	0.43
1:C:67:LYS:HG3	1:D:126:ASN:C	2.39	0.43
1:D:151:GLU:HB3	1:D:152:PHE:CE2	2.54	0.43
1:E:147:THR:CG2	1:E:161:ARG:HH21	2.27	0.43
1:E:173:ILE:O	1:E:174:GLU:C	2.56	0.43
1:A:157:GLU:OE2	1:A:160:HIS:ND1	2.48	0.43
1:C:198:ASN:O	1:C:201:ASP:HB2	2.18	0.43
1:D:66:THR:CB	1:D:69:SER:OG	2.46	0.43
1:E:147:THR:HA	2:E:265:HOH:O	2.18	0.43
1:E:164:TRP:HA	1:E:164:TRP:CE3	2.53	0.43
1:D:4:PHE:CE2	1:D:83:LEU:HD22	2.54	0.43
1:F:122:LEU:O	1:F:126:ASN:N	2.46	0.43
1:C:162:VAL:HG11	1:C:199:VAL:HG22	2.01	0.43
1:E:12:THR:HG23	2:E:272:HOH:O	2.18	0.43
1:E:80:THR:O	1:E:82:ASN:N	2.51	0.43
1:D:174:GLU:HG2	1:E:108:PHE:CZ	2.54	0.43
1:A:57:VAL:HG13	1:B:101:TYR:HB3	2.01	0.43
1:D:47:ARG:O	1:D:109:VAL:CA	2.67	0.43
1:F:50:ILE:N	1:F:50:ILE:CD1	2.81	0.43
1:A:98:LYS:HB3	1:A:102:ARG:NH2	2.34	0.43
2:B:233:HOH:O	1:C:38:ARG:NE	2.46	0.43
1:D:34:LEU:HD13	1:D:103:PHE:HB2	2.01	0.43

Continued on next page...

Continued from previous page...

Atom-1	Atom-2	Interatomic distance (Å)	Clash overlap (Å)
1:A:81:ARG:HB2	2:A:224:HOH:O	2.18	0.43
1:A:187:GLU:OE2	2:A:262:HOH:O	2.21	0.43
1:F:167:LEU:HD21	1:F:195:LEU:HD11	2.00	0.43
1:A:98:LYS:HB3	1:A:102:ARG:NH2	2.33	0.43
1:A:139:LYS:O	1:A:140:LEU:C	2.55	0.43
1:B:177:TRP:CZ2	1:B:185:GLN:HB3	2.53	0.43
1:E:163:LEU:HD23	1:E:202:GLN:OE1	2.19	0.43
1:B:59:PHE:N	1:B:59:PHE:CD1	2.87	0.43
1:C:8:LYS:HG2	1:C:18:GLN:HG2	2.01	0.43
1:C:137:VAL:O	1:C:141:ALA:HB2	2.19	0.43
1:E:174:GLU:O	1:E:177:TRP:HB2	2.19	0.43
1:A:41:SER:OG	1:A:47:ARG:HA	2.18	0.43
1:A:50:ILE:N	1:A:50:ILE:CD1	2.82	0.43
1:A:148:LEU:HD22	2:B:307:HOH:O	2.18	0.43
1:B:129:LEU:C	1:B:129:LEU:CD2	2.87	0.43
1:C:160:HIS:HB2	1:C:167:LEU:CD1	2.48	0.43
1:D:57:VAL:O	1:D:57:VAL:HG23	2.19	0.43
1:A:130:VAL:HA	2:A:271:HOH:O	2.19	0.43
1:B:38:ARG:O	1:B:41:SER:OG	2.24	0.43
1:B:147:THR:HG21	1:B:149:VAL:HG12	2.00	0.43
1:D:121:ASP:CA	1:D:125:GLU:OE1	2.66	0.43
1:A:38:ARG:HG2	1:A:42:ILE:CD1	2.49	0.43
1:A:169:GLN:O	1:A:170:LEU:C	2.57	0.43
1:B:115:GLN:HB2	1:C:107:LYS:HE2	2.00	0.43
1:B:156:ARG:CG	1:B:170:LEU:HD23	2.49	0.43
1:C:20:LYS:HB3	1:C:85:LEU:HD12	2.00	0.43
1:D:100:LEU:HD12	1:D:103:PHE:HB3	2.00	0.43
2:B:232:HOH:O	1:C:38:ARG:NH1	2.44	0.43
1:D:156:ARG:C	1:D:156:ARG:CD	2.88	0.43
1:A:169:GLN:O	1:A:172:SER:N	2.52	0.43
1:B:118:GLU:HG2	2:C:226:HOH:O	2.18	0.43
1:C:4:PHE:HA	1:C:20:LYS:HB2	2.00	0.43
1:D:24:VAL:HG13	1:D:96:ASN:ND2	2.33	0.43
1:E:178:GLU:N	1:F:38:ARG:HH11	2.11	0.43
1:B:11:MSE:SE	1:B:191:ILE:HA	2.68	0.43
1:C:180:ALA:CA	1:C:184:GLU:OE2	2.59	0.43
1:A:75:SER:HB3	1:A:87:LEU:O	2.19	0.43
1:B:42:ILE:HD12	1:B:42:ILE:N	2.33	0.43
1:C:31:SER:O	1:C:34:LEU:N	2.51	0.43
1:D:119:ASP:N	2:D:209:HOH:O	2.24	0.43
1:F:159:ALA:CB	1:F:195:LEU:HB3	2.49	0.43

Continued on next page...

Continued from previous page...

Atom-1	Atom-2	Interatomic distance (Å)	Clash overlap (Å)
1:F:181:GLY:HA3	2:F:304:HOH:O	2.19	0.43
1:C:203:LEU:HD23	1:C:206:GLU:OE2	2.18	0.43
1:D:81:ARG:CG	1:D:82:ASN:ND2	2.80	0.43
1:D:126:ASN:N	1:D:126:ASN:HD22	2.17	0.43
1:E:81:ARG:HH22	1:E:198:ASN:ND2	2.17	0.43
1:E:139:LYS:NZ	2:E:257:HOH:O	2.51	0.43
1:F:4:PHE:HA	1:F:20:LYS:HB2	2.01	0.43
1:F:140:LEU:HG	1:F:203:LEU:CD1	2.31	0.43
1:A:111:PHE:O	1:A:135:ILE:N	2.49	0.43
1:B:145:ARG:HD2	1:B:206:GLU:OE1	2.18	0.43
1:B:173:ILE:O	1:B:176:LYS:HD2	2.19	0.43
1:C:138:GLY:HA3	1:C:151:GLU:HA	2.01	0.43
1:D:145:ARG:HE	1:D:145:ARG:HB3	1.39	0.43
1:E:54:TYR:HB2	1:E:75:SER:HB2	2.01	0.43
1:F:35:SER:O	1:F:39:GLU:HB2	2.18	0.43
1:F:114:VAL:HG11	1:F:155:THR:H	1.82	0.43
1:A:156:ARG:HD2	1:B:47:ARG:CG	2.46	0.43
1:A:187:GLU:O	1:A:191:ILE:N	2.37	0.43
1:C:66:THR:O	1:C:69:SER:HB3	2.19	0.43
1:C:114:VAL:HG21	1:C:155:THR:CG2	2.48	0.43
1:E:20:LYS:HE2	1:E:33:TYR:CZ	2.54	0.43
1:E:67:LYS:C	1:E:69:SER:H	2.21	0.43
1:F:4:PHE:HE1	1:F:36:LEU:HD12	1.84	0.43
1:C:53:VAL:HA	1:C:75:SER:O	2.19	0.43
1:D:75:SER:CB	1:D:87:LEU:O	2.67	0.43
1:D:78:LEU:O	1:D:85:LEU:HB3	2.18	0.43
1:E:10:LYS:HB2	1:E:16:TYR:CZ	2.52	0.43
1:A:201:ASP:OD2	2:A:280:HOH:O	2.21	0.43
1:D:104:PHE:O	1:D:131:ILE:HG23	2.19	0.43
1:E:178:GLU:OE2	1:E:178:GLU:N	2.40	0.43
1:B:50:ILE:CD1	1:B:112:VAL:HB	2.47	0.43
1:C:20:LYS:O	1:C:20:LYS:HG3	2.19	0.43
1:D:54:TYR:N	1:D:54:TYR:CD1	2.87	0.43
1:E:55:TRP:O	1:F:102:ARG:NH2	2.50	0.43
1:D:196:ILE:O	1:D:196:ILE:HG22	2.18	0.43
1:E:6:GLY:O	1:E:7:PRO:C	2.57	0.43
1:E:196:ILE:HG13	2:E:240:HOH:O	2.19	0.43
1:A:73:LEU:HD22	1:A:123:LEU:CD2	2.48	0.43
1:C:47:ARG:NE	2:C:214:HOH:O	2.51	0.43
1:E:55:TRP:CH2	1:E:122:LEU:HB3	2.54	0.43
1:F:133:ASN:ND2	2:F:227:HOH:O	2.51	0.43

Continued on next page...

Continued from previous page...

Atom-1	Atom-2	Interatomic distance (Å)	Clash overlap (Å)
1:A:9:PHE:HE2	1:A:19:THR:HG21	1.84	0.43
1:A:156:ARG:HG2	1:A:167:LEU:HD13	2.00	0.43
1:B:151:GLU:HG2	1:B:152:PHE:CE2	2.53	0.43
1:C:163:LEU:CD1	1:C:199:VAL:HG23	2.43	0.43
1:B:39:GLU:O	1:B:42:ILE:N	2.52	0.42
1:C:99:ASP:OD1	1:C:102:ARG:NH1	2.51	0.42
1:D:8:LYS:HE2	1:D:18:GLN:HG2	2.00	0.42
1:A:78:LEU:HD12	1:A:85:LEU:HD23	2.00	0.42
1:C:71:TRP:CD1	1:C:71:TRP:N	2.87	0.42
1:C:97:LEU:O	1:C:99:ASP:N	2.51	0.42
1:E:151:GLU:OE2	2:E:210:HOH:O	2.21	0.42
1:E:107:LYS:CE	1:E:132:ARG:CZ	2.97	0.42
1:E:174:GLU:HG2	1:F:108:PHE:CZ	2.54	0.42
1:D:165:SER:CB	2:D:221:HOH:O	2.66	0.42
1:A:170:LEU:HD12	1:A:170:LEU:HA	1.85	0.42
1:D:115:GLN:HE22	1:D:152:PHE:HA	1.83	0.42
1:E:20:LYS:HG2	1:E:33:TYR:CD1	2.54	0.42
1:B:68:THR:C	1:B:70:GLY:N	2.72	0.42
1:F:103:PHE:C	1:F:105:ALA:H	2.23	0.42
1:F:135:ILE:HG12	1:F:136:ASN:N	2.34	0.42
1:E:22:ILE:HB	1:E:87:LEU:HD23	2.01	0.42
1:E:50:ILE:CD1	1:E:50:ILE:N	2.82	0.42
1:A:160:HIS:HB2	1:A:167:LEU:CD1	2.48	0.42
1:E:115:GLN:O	1:F:107:LYS:HE2	2.19	0.42
1:A:81:ARG:N	2:A:225:HOH:O	2.46	0.42
1:E:50:ILE:HD12	1:E:112:VAL:HB	2.01	0.42
1:F:78:LEU:O	1:F:84:CYS:HA	2.18	0.42
1:F:104:PHE:CD1	1:F:129:LEU:HD11	2.54	0.42
1:B:107:LYS:HE3	1:B:132:ARG:NH2	2.34	0.42
1:D:163:LEU:HD13	1:D:198:ASN:HB2	2.00	0.42
1:B:138:GLY:O	1:B:151:GLU:HA	2.19	0.42
1:C:104:PHE:CB	1:C:131:ILE:HG12	2.49	0.42
1:C:174:GLU:OE1	1:C:192:GLU:OE2	2.36	0.42
1:D:102:ARG:NH2	1:D:102:ARG:HG3	2.34	0.42
1:E:74:SER:C	1:E:75:SER:HG	2.23	0.42
1:F:49:VAL:HG23	1:F:109:VAL:HB	2.00	0.42
1:F:55:TRP:HH2	1:F:123:LEU:HG	1.84	0.42
1:C:7:PRO:O	1:C:19:THR:OG1	2.26	0.42
1:D:40:ASP:O	1:D:44:ASN:N	2.50	0.42
1:F:11:MSE:HG3	1:F:194:TRP:CD2	2.54	0.42
1:B:115:GLN:HA	1:B:115:GLN:OE1	2.19	0.42

Continued on next page...

Continued from previous page...

Atom-1	Atom-2	Interatomic distance (Å)	Clash overlap (Å)
1:D:90:PRO:HG2	1:D:93:PHE:HA	2.01	0.42
1:F:34:LEU:HD13	1:F:103:PHE:HB2	2.01	0.42
1:A:24:VAL:HG21	1:A:89:LEU:HD23	2.01	0.42
1:A:91:LYS:CB	1:A:92:PRO:CD	2.92	0.42
1:D:206:GLU:C	2:D:226:HOH:O	2.57	0.42
1:E:130:VAL:HG13	2:E:230:HOH:O	2.18	0.42
1:F:22:ILE:HD12	1:F:85:LEU:HD11	2.01	0.42
1:F:148:LEU:CB	2:F:211:HOH:O	2.61	0.42
1:D:20:LYS:HE3	1:D:22:ILE:HG22	2.00	0.42
1:D:85:LEU:HD12	1:D:86:PHE:N	2.34	0.42
1:A:101:TYR:CZ	1:A:129:LEU:HD23	2.54	0.42
1:B:170:LEU:HD13	1:B:191:ILE:HG21	2.00	0.42
1:D:91:LYS:HA	1:D:92:PRO:HA	1.87	0.42
1:D:135:ILE:HD11	1:D:140:LEU:HB2	2.01	0.42
1:D:177:TRP:CZ3	1:D:185:GLN:HG2	2.54	0.42
1:E:20:LYS:HG3	1:E:22:ILE:HG13	2.01	0.42
1:A:8:LYS:HA	1:A:17:VAL:O	2.18	0.42
1:A:177:TRP:HB3	1:B:38:ARG:NE	2.34	0.42
1:B:59:PHE:HD2	2:C:295:HOH:O	1.95	0.42
1:C:138:GLY:HA3	2:C:209:HOH:O	2.19	0.42
1:C:169:GLN:HB3	2:C:308:HOH:O	2.18	0.42
1:D:183:GLU:O	1:D:186:LEU:HB3	2.19	0.42
1:F:58:GLY:C	1:F:59:PHE:CG	2.92	0.42
1:A:9:PHE:CD1	1:A:187:GLU:HG3	2.54	0.42
1:F:95:ASP:HB2	2:F:243:HOH:O	2.18	0.42
1:A:66:THR:CG2	1:A:69:SER:HB3	2.48	0.42
1:A:114:VAL:CG2	1:A:158:LEU:HD23	2.50	0.42
1:A:178:GLU:CG	1:A:179:LYS:H	2.33	0.42
1:A:202:GLN:O	1:A:203:LEU:C	2.58	0.42
1:B:37:ILE:HG23	1:B:80:THR:CG2	2.50	0.42
1:F:49:VAL:O	1:F:110:THR:O	2.37	0.42
1:F:54:TYR:CD1	1:F:54:TYR:N	2.87	0.42
1:B:145:ARG:NH2	1:B:162:VAL:O	2.53	0.42
1:D:165:SER:N	2:D:303:HOH:O	2.49	0.42
1:F:143:GLU:O	1:F:144:ALA:C	2.55	0.42
1:A:147:THR:CG2	1:A:150:LEU:HG	2.50	0.42
1:A:174:GLU:OE1	1:A:192:GLU:OE2	2.36	0.42
1:C:31:SER:HB3	1:C:99:ASP:OD2	2.19	0.42
1:C:118:GLU:OE2	1:D:124:ARG:NH2	2.47	0.42
1:D:52:ASP:O	1:D:76:VAL:HG13	2.20	0.42
1:F:23:ASP:OD1	1:F:88:ARG:NH2	2.52	0.42

Continued on next page...

Continued from previous page...

Atom-1	Atom-2	Interatomic distance (Å)	Clash overlap (Å)
1:A:31:SER:N	1:A:32:PRO:CD	2.82	0.42
1:A:160:HIS:ND1	1:A:161:ARG:HD2	2.34	0.42
1:B:41:SER:OG	1:B:47:ARG:HA	2.18	0.42
1:B:156:ARG:CD	1:C:47:ARG:NE	2.82	0.42
1:D:188:ALA:O	1:D:192:GLU:HG3	2.19	0.42
1:E:155:THR:HG23	1:E:196:ILE:HD11	2.01	0.42
1:F:81:ARG:NH1	1:F:198:ASN:OD1	2.49	0.42
1:D:4:PHE:N	1:D:4:PHE:CD1	2.87	0.42
1:D:93:PHE:CB	1:D:97:LEU:HD12	2.49	0.42
1:E:156:ARG:NH2	1:E:167:LEU:CD1	2.83	0.42
1:F:21:THR:C	1:F:22:ILE:CG1	2.87	0.42
1:B:148:LEU:HD13	1:C:143:GLU:CB	2.46	0.42
1:C:54:TYR:HE1	1:C:77:LYS:HB3	1.84	0.42
1:F:2:ALA:HB1	1:F:33:TYR:CE1	2.54	0.42
1:F:17:VAL:HG11	1:F:190:ALA:HB1	2.00	0.42
1:F:181:GLY:O	1:F:185:GLN:HG3	2.20	0.42
1:E:12:THR:HG21	1:E:166:ASP:HB3	2.02	0.42
1:F:44:ASN:HB3	1:F:81:ARG:HG2	2.02	0.42
1:F:164:TRP:N	2:F:308:HOH:O	2.52	0.42
1:C:148:LEU:O	1:C:151:GLU:HB3	2.18	0.42
1:C:161:ARG:HG3	1:C:161:ARG:NH1	2.33	0.42
1:E:10:LYS:HB2	1:E:16:TYR:CE1	2.55	0.42
1:E:10:LYS:HE2	1:E:16:TYR:CE2	2.55	0.42
1:E:52:ASP:OD2	1:F:107:LYS:HD2	2.19	0.42
1:E:107:LYS:HD2	1:E:132:ARG:NH1	2.34	0.42
1:F:18:GLN:O	1:F:83:LEU:HA	2.19	0.42
1:C:1:SER:O	1:C:2:ALA:HB2	2.19	0.42
1:C:163:LEU:HD11	1:C:198:ASN:HB2	2.00	0.42
1:E:188:ALA:O	1:E:192:GLU:HG3	2.19	0.42
1:F:188:ALA:O	1:F:192:GLU:HG3	2.19	0.42
1:B:22:ILE:HG22	1:B:24:VAL:HG22	2.02	0.42
1:B:160:HIS:HB2	1:B:167:LEU:HD12	2.02	0.42
1:D:107:LYS:N	2:D:239:HOH:O	2.32	0.42
1:C:19:THR:CG2	1:C:20:LYS:N	2.82	0.42
1:C:57:VAL:O	1:C:57:VAL:HG23	2.19	0.42
1:D:4:PHE:CZ	1:D:83:LEU:HD13	2.54	0.42
1:A:77:LYS:HE2	2:A:224:HOH:O	2.18	0.42
1:A:101:TYR:OH	1:A:127:HIS:O	2.27	0.42
1:B:21:THR:O	1:B:22:ILE:HG13	2.19	0.42
2:B:232:HOH:O	1:C:38:ARG:NE	2.47	0.42
1:E:149:VAL:HG21	1:F:204:SER:HB2	2.01	0.42

Continued on next page...

Continued from previous page...

Atom-1	Atom-2	Interatomic distance (Å)	Clash overlap (Å)
1:E:155:THR:O	1:E:156:ARG:C	2.58	0.42
1:A:47:ARG:CZ	1:F:156:ARG:HG3	2.49	0.42
1:A:147:THR:HG22	1:A:149:VAL:HG12	2.02	0.42
1:B:151:GLU:OE2	2:B:222:HOH:O	2.21	0.42
1:C:135:ILE:HG21	1:C:200:TRP:HZ3	1.84	0.42
1:E:77:LYS:HD3	1:E:189:ALA:HB1	2.00	0.42
1:A:31:SER:N	1:A:32:PRO:CD	2.83	0.42
1:A:68:THR:O	1:A:126:ASN:ND2	2.37	0.42
1:B:135:ILE:CD1	1:B:137:VAL:HG23	2.49	0.42
1:C:118:GLU:CG	2:C:289:HOH:O	2.67	0.42
1:D:12:THR:CG2	1:D:166:ASP:HB3	2.48	0.42
1:D:126:ASN:N	1:D:126:ASN:HD22	2.17	0.42
1:B:5:ASP:OD2	1:B:20:LYS:HD3	2.19	0.42
1:C:9:PHE:CE2	1:C:187:GLU:HA	2.54	0.42
1:C:112:VAL:HA	1:C:135:ILE:HG23	2.01	0.42
1:E:73:LEU:HD12	1:E:73:LEU:HA	1.84	0.42
1:E:86:PHE:HE1	1:E:88:ARG:HG3	1.84	0.42
1:F:50:ILE:HG12	1:F:196:ILE:HG22	2.01	0.42
1:B:176:LYS:HD2	1:B:180:ALA:CB	2.48	0.42
1:D:201:ASP:O	1:D:202:GLN:C	2.58	0.42
1:A:11:MSE:HB3	1:A:194:TRP:CE2	2.54	0.42
1:A:132:ARG:HA	1:F:118:GLU:HG3	2.00	0.42
1:C:21:THR:OG1	1:C:186:LEU:HD22	2.20	0.42
1:E:20:LYS:HG2	1:E:33:TYR:CE1	2.54	0.42
1:E:103:PHE:CE1	1:E:111:PHE:CE1	3.06	0.42
1:A:4:PHE:CG	1:A:20:LYS:HB2	2.54	0.42
1:A:115:GLN:O	1:B:107:LYS:HE2	2.19	0.42
1:B:53:VAL:HB	1:B:73:LEU:HD13	1.97	0.42
1:B:54:TYR:CE1	1:B:86:PHE:CE2	3.07	0.42
1:B:111:PHE:O	1:B:134:ALA:CB	2.67	0.42
1:C:76:VAL:HG11	1:C:104:PHE:HE1	1.83	0.42
1:E:69:SER:HB3	1:E:125:GLU:OE1	2.20	0.42
1:B:71:TRP:CH2	1:C:130:VAL:HB	2.55	0.42
1:B:177:TRP:CH2	1:B:185:GLN:HB3	2.54	0.42
1:D:117:GLU:OE1	1:D:117:GLU:CA	2.66	0.42
1:F:21:THR:HG22	1:F:22:ILE:N	2.34	0.42
1:F:83:LEU:N	1:F:83:LEU:CD2	2.67	0.42
1:F:170:LEU:HD11	1:F:188:ALA:HB1	2.02	0.42
1:A:31:SER:H	1:A:32:PRO:CD	2.32	0.42
1:F:50:ILE:HD12	1:F:112:VAL:HB	2.02	0.42
1:B:115:GLN:NE2	1:B:153:LEU:O	2.52	0.42

Continued on next page...

Continued from previous page...

Atom-1	Atom-2	Interatomic distance (Å)	Clash overlap (Å)
1:A:36:LEU:O	1:A:39:GLU:HB3	2.20	0.42
1:E:59:PHE:CD1	1:E:67:LYS:HG2	2.55	0.42
1:A:4:PHE:CG	1:A:83:LEU:HD22	2.55	0.42
1:D:148:LEU:HD11	1:E:143:GLU:HB3	2.01	0.42
1:F:81:ARG:N	1:F:197:VAL:HG21	2.33	0.42
1:A:173:ILE:HD13	1:A:184:GLU:O	2.19	0.42
1:B:183:GLU:O	1:B:187:GLU:N	2.46	0.42
1:C:54:TYR:CB	1:C:75:SER:HB2	2.48	0.42
1:E:137:VAL:O	1:E:139:LYS:N	2.52	0.42
1:A:4:PHE:CZ	1:A:85:LEU:HB2	2.55	0.42
1:D:29:ASP:OD2	1:D:31:SER:HB2	2.20	0.42
1:B:163:LEU:O	1:B:164:TRP:HB2	2.20	0.42
1:C:50:ILE:HA	1:C:112:VAL:O	2.19	0.42
1:D:115:GLN:HE22	1:D:152:PHE:HA	1.84	0.42
1:B:34:LEU:HD13	1:B:103:PHE:CB	2.41	0.42
1:B:44:ASN:ND2	1:B:82:ASN:ND2	2.67	0.42
1:B:51:PHE:HA	1:B:77:LYS:O	2.19	0.42
1:C:19:THR:HA	1:C:84:CYS:O	2.20	0.42
1:D:55:TRP:CD1	1:D:55:TRP:N	2.86	0.42
1:F:170:LEU:CD1	1:F:188:ALA:HB1	2.49	0.42
1:A:67:LYS:HB3	1:B:128:GLY:CA	2.50	0.42
1:D:183:GLU:O	1:D:187:GLU:CB	2.67	0.42
1:E:97:LEU:CG	2:E:233:HOH:O	2.67	0.42
1:C:173:ILE:O	1:C:175:ALA:N	2.53	0.42
1:A:68:THR:HG23	1:B:128:GLY:CA	2.50	0.42
1:A:167:LEU:O	1:A:171:ASP:HB2	2.19	0.42
1:C:84:CYS:HB2	2:C:217:HOH:O	2.19	0.42
1:D:97:LEU:C	1:D:99:ASP:N	2.71	0.42
1:F:187:GLU:O	1:F:191:ILE:HG13	2.19	0.42
1:C:194:TRP:CE2	1:C:198:ASN:ND2	2.88	0.42
1:D:80:THR:O	1:D:82:ASN:N	2.53	0.42
1:D:123:LEU:HB3	1:D:129:LEU:HB3	2.01	0.42
1:E:73:LEU:HB3	1:E:93:PHE:HZ	1.84	0.42
1:A:78:LEU:HD13	1:A:103:PHE:CE2	2.55	0.42
1:D:12:THR:HG21	1:D:166:ASP:O	2.20	0.42
1:A:73:LEU:HD21	1:A:76:VAL:CG1	2.50	0.42
1:E:71:TRP:CH2	1:F:130:VAL:HB	2.54	0.42
1:A:148:LEU:HB3	1:B:140:LEU:CD1	2.50	0.42
1:D:56:ASP:O	1:D:72:SER:N	2.53	0.42
1:D:149:VAL:CG2	1:D:153:LEU:HD21	2.47	0.42
1:A:177:TRP:NE1	1:A:185:GLN:NE2	2.67	0.42

Continued on next page...

Continued from previous page...

Atom-1	Atom-2	Interatomic distance (Å)	Clash overlap (Å)
1:F:139:LYS:HA	1:F:151:GLU:HB2	2.01	0.42
1:A:47:ARG:HD2	1:F:157:GLU:OE1	2.18	0.42
1:A:107:LYS:HG2	1:F:115:GLN:HB2	2.01	0.42
1:B:130:VAL:CG1	1:B:131:ILE:N	2.82	0.42
1:C:23:ASP:CG	1:C:88:ARG:NH2	2.73	0.42
1:C:96:ASN:HD22	1:C:96:ASN:H	1.67	0.42
1:D:150:LEU:HA	1:D:153:LEU:HD12	2.01	0.42
1:F:124:ARG:HG2	1:F:124:ARG:NH1	2.31	0.42
1:A:178:GLU:CG	1:A:179:LYS:HG3	2.45	0.42
1:B:24:VAL:O	1:B:90:PRO:HD3	2.19	0.42
1:C:77:LYS:NZ	1:C:192:GLU:HB2	2.35	0.42
1:D:24:VAL:HB	1:D:88:ARG:O	2.19	0.42
1:D:94:HIS:HD1	1:D:96:ASN:H	1.68	0.42
1:D:10:LYS:HZ2	1:D:14:GLY:HA2	1.84	0.42
1:E:93:PHE:HB3	1:E:97:LEU:HD12	2.00	0.42
1:F:19:THR:CG2	1:F:20:LYS:N	2.83	0.42
1:B:17:VAL:HG21	1:B:194:TRP:HB2	2.01	0.42
1:B:170:LEU:HD13	1:B:191:ILE:CB	2.49	0.42
1:C:10:LYS:O	1:C:11:MSE:HG2	2.19	0.42
1:D:99:ASP:OD2	1:D:102:ARG:NH1	2.51	0.42
1:F:137:VAL:O	1:F:140:LEU:HB3	2.19	0.42
1:A:170:LEU:HD22	1:A:195:LEU:HD11	2.01	0.42
1:E:176:LYS:NZ	1:E:179:LYS:O	2.53	0.42
1:F:116:ILE:HG12	1:F:136:ASN:CA	2.49	0.42
1:C:34:LEU:HB3	1:C:103:PHE:CE1	2.54	0.42
1:C:71:TRP:CZ2	1:D:130:VAL:HB	2.54	0.42
1:C:150:LEU:O	1:C:158:LEU:HD13	2.20	0.42
1:E:77:LYS:HG3	1:E:86:PHE:CD2	2.55	0.42
1:F:58:GLY:O	1:F:70:GLY:HA3	2.19	0.42
1:F:188:ALA:O	1:F:192:GLU:HB2	2.20	0.42
1:A:175:ALA:HA	1:B:42:ILE:HD12	2.01	0.42
1:B:76:VAL:HG23	1:B:89:LEU:HD11	2.01	0.42
1:C:194:TRP:O	1:C:198:ASN:HB2	2.20	0.42
1:F:102:ARG:CG	1:F:102:ARG:NH2	2.83	0.42
1:F:139:LYS:O	1:F:143:GLU:HB2	2.20	0.42
1:A:9:PHE:CE2	1:A:186:LEU:HD22	2.54	0.42
1:A:58:GLY:O	1:A:59:PHE:HD2	2.02	0.42
1:A:130:VAL:HB	1:F:71:TRP:CH2	2.55	0.42
1:D:22:ILE:HD12	1:D:23:ASP:O	2.20	0.42
1:D:30:ILE:C	1:D:32:PRO:CD	2.87	0.42
1:E:53:VAL:HG11	1:E:123:LEU:HD11	2.02	0.42

Continued on next page...

Continued from previous page...

Atom-1	Atom-2	Interatomic distance (Å)	Clash overlap (Å)
1:E:55:TRP:HZ2	1:E:119:ASP:HB3	1.85	0.42
1:A:112:VAL:HG22	1:A:135:ILE:HG22	2.01	0.42
1:B:8:LYS:NZ	2:B:294:HOH:O	2.52	0.42
1:C:37:ILE:HD13	1:C:83:LEU:HD12	2.02	0.42
1:F:4:PHE:CG	1:F:83:LEU:HD22	2.54	0.42
1:A:58:GLY:N	1:A:71:TRP:CD1	2.88	0.42
1:A:131:ILE:HG22	1:A:134:ALA:HB2	2.01	0.42
1:A:193:GLY:O	1:A:195:LEU:N	2.51	0.42
1:B:138:GLY:O	1:B:141:ALA:HB3	2.20	0.42
1:F:51:PHE:HA	1:F:77:LYS:O	2.19	0.42
1:F:180:ALA:HA	1:F:184:GLU:OE2	2.19	0.42
1:B:70:GLY:O	1:B:71:TRP:C	2.58	0.42
1:B:145:ARG:NH2	1:B:202:GLN:HE22	2.17	0.42
1:C:51:PHE:HA	1:C:77:LYS:O	2.20	0.42
1:C:183:GLU:H	1:C:183:GLU:CD	2.22	0.42
1:D:71:TRP:CH2	1:E:130:VAL:HB	2.55	0.42
1:D:72:SER:OG	2:D:273:HOH:O	2.21	0.42
1:D:137:VAL:CG1	1:D:138:GLY:H	2.31	0.42
1:F:149:VAL:HG12	2:F:212:HOH:O	2.19	0.42
1:B:170:LEU:CD1	1:B:188:ALA:HB1	2.49	0.42
1:D:145:ARG:HH12	1:D:202:GLN:CG	2.33	0.42
1:A:58:GLY:N	1:A:71:TRP:CD1	2.74	0.42
1:A:145:ARG:HH12	1:A:162:VAL:HA	1.84	0.42
1:A:116:ILE:HG12	1:A:136:ASN:OD1	2.20	0.42
1:B:17:VAL:HA	1:B:82:ASN:O	2.19	0.42
1:B:79:SER:OG	2:B:226:HOH:O	2.21	0.42
1:B:88:ARG:O	1:B:89:LEU:HD23	2.20	0.42
1:A:34:LEU:HD23	1:A:34:LEU:HA	1.80	0.42
1:B:6:GLY:O	1:B:7:PRO:C	2.57	0.42
1:B:8:LYS:HE3	1:B:18:GLN:HG3	2.01	0.42
1:B:43:LEU:O	1:B:44:ASN:OD1	2.38	0.42
1:B:57:VAL:HG11	1:C:101:TYR:CB	2.49	0.42
1:C:52:ASP:CG	2:C:233:HOH:O	2.58	0.42
1:A:183:GLU:HG3	2:A:264:HOH:O	2.19	0.42
1:B:9:PHE:O	1:B:16:TYR:HA	2.19	0.42
1:C:55:TRP:C	1:C:74:SER:HB3	2.40	0.42
1:B:8:LYS:HG2	1:B:16:TYR:CD2	2.55	0.42
1:B:163:LEU:O	1:B:165:SER:N	2.52	0.42
1:B:167:LEU:HA	1:B:167:LEU:HD23	1.81	0.42
1:E:4:PHE:HE1	1:E:84:CYS:N	2.17	0.42
1:F:4:PHE:HD2	1:F:18:GLN:O	2.03	0.42

Continued on next page...

Continued from previous page...

Atom-1	Atom-2	Interatomic distance (Å)	Clash overlap (Å)
1:F:18:GLN:HB2	1:F:83:LEU:HD23	2.00	0.42
1:A:55:TRP:HH2	1:A:123:LEU:HD23	1.85	0.42
1:A:113:GLY:O	1:A:137:VAL:HG12	2.20	0.42
1:B:173:ILE:O	1:B:176:LYS:HD2	2.20	0.42
1:D:153:LEU:HD22	1:D:157:GLU:HG2	2.01	0.42
1:E:116:ILE:HG12	1:E:136:ASN:CB	2.50	0.42
1:F:17:VAL:HG21	1:F:194:TRP:HB2	2.02	0.42
1:B:94:HIS:HB2	1:B:96:ASN:HD21	1.85	0.42
1:D:54:TYR:N	1:D:75:SER:O	2.49	0.42
1:E:79:SER:CB	1:E:84:CYS:HA	2.46	0.42
1:F:20:LYS:HB3	1:F:85:LEU:HD13	2.02	0.42
1:F:94:HIS:N	2:F:238:HOH:O	2.52	0.42
1:A:132:ARG:NH2	1:F:119:ASP:OD2	2.52	0.42
1:A:149:VAL:HG11	1:B:204:SER:O	2.19	0.42
1:B:140:LEU:CG	1:B:203:LEU:HD13	2.32	0.42
1:C:23:ASP:OD1	1:C:88:ARG:NH2	2.53	0.42
1:F:95:ASP:CG	1:F:98:LYS:HE3	2.40	0.42
1:A:112:VAL:HG22	1:A:135:ILE:CG2	2.50	0.42
1:C:10:LYS:CD	1:C:10:LYS:N	2.70	0.42
1:C:139:LYS:HB2	1:C:151:GLU:HG3	2.02	0.42
1:C:205:ASP:HB2	2:C:285:HOH:O	2.20	0.42
1:A:163:LEU:HD13	1:A:198:ASN:HB2	2.01	0.42
1:C:170:LEU:HD22	1:C:195:LEU:CD1	2.50	0.42
1:D:51:PHE:N	1:D:112:VAL:O	2.53	0.42
1:B:81:ARG:HD3	2:B:227:HOH:O	2.19	0.42
1:B:196:ILE:HG22	1:B:196:ILE:O	2.20	0.42
1:C:23:ASP:CG	1:C:88:ARG:HH21	2.23	0.42
1:C:145:ARG:HD2	1:C:162:VAL:HG22	2.01	0.42
1:D:42:ILE:HD11	1:D:108:PHE:HD2	1.84	0.42
1:D:107:LYS:HE3	1:D:132:ARG:CZ	2.50	0.42
1:B:11:MSE:HG3	1:B:194:TRP:CD1	2.55	0.41
1:C:156:ARG:HD2	1:D:47:ARG:HD3	2.01	0.41
1:A:92:PRO:C	1:A:94:HIS:H	2.22	0.41
1:A:159:ALA:O	1:A:162:VAL:N	2.50	0.41
1:C:170:LEU:HD11	1:C:174:GLU:CD	2.41	0.41
1:D:175:ALA:CB	1:E:43:LEU:HD21	2.50	0.41
1:F:53:VAL:HG21	1:F:119:ASP:HB3	2.02	0.41
1:A:118:GLU:OE2	1:A:118:GLU:HA	2.20	0.41
1:C:104:PHE:HB3	1:C:131:ILE:HA	2.01	0.41
1:E:24:VAL:HG13	1:E:28:THR:HB	2.02	0.41
1:F:11:MSE:HG3	1:F:17:VAL:HG23	2.02	0.41

Continued on next page...

Continued from previous page...

Atom-1	Atom-2	Interatomic distance (Å)	Clash overlap (Å)
1:F:84:CYS:SG	1:F:190:ALA:HA	2.60	0.41
1:F:138:GLY:O	1:F:142:ALA:N	2.37	0.41
1:D:22:ILE:HG23	1:D:85:LEU:HD11	2.01	0.41
1:A:91:LYS:HB3	1:A:92:PRO:CD	2.49	0.41
1:C:22:ILE:HG23	1:C:87:LEU:HD23	2.02	0.41
1:E:103:PHE:CE1	1:E:111:PHE:HE1	2.37	0.41
1:A:54:TYR:HD1	1:A:75:SER:O	2.01	0.41
1:B:165:SER:O	1:B:167:LEU:HG	2.21	0.41
1:C:17:VAL:HG12	1:C:18:GLN:O	2.20	0.41
1:C:34:LEU:HB3	1:C:103:PHE:CD1	2.55	0.41
1:D:112:VAL:HA	1:D:135:ILE:HG22	2.02	0.41
1:D:180:ALA:HB1	1:D:184:GLU:HB2	2.02	0.41
1:F:103:PHE:O	1:F:105:ALA:N	2.52	0.41
1:D:20:LYS:O	1:D:85:LEU:HD12	2.20	0.41
1:A:40:ASP:OD2	1:A:44:ASN:HB2	2.19	0.41
1:B:181:GLY:O	1:B:185:GLN:HG3	2.20	0.41
1:B:48:ALA:CB	1:B:110:THR:O	2.63	0.41
1:F:30:ILE:O	1:F:34:LEU:HG	2.20	0.41
1:B:47:ARG:HD2	2:B:219:HOH:O	2.19	0.41
1:A:136:ASN:HB2	2:A:284:HOH:O	2.19	0.41
1:C:68:THR:C	1:C:70:GLY:N	2.74	0.41
1:E:139:LYS:HE3	1:E:143:GLU:OE2	2.20	0.41
1:E:156:ARG:HD3	1:E:156:ARG:C	2.40	0.41
1:D:66:THR:HG22	1:D:68:THR:OG1	2.21	0.41
1:E:204:SER:C	1:E:206:GLU:N	2.73	0.41
1:F:45:GLY:O	1:F:46:ASN:C	2.59	0.41
1:F:47:ARG:HB3	1:F:109:VAL:HB	2.02	0.41
1:A:145:ARG:NE	1:A:206:GLU:OE1	2.39	0.41
1:A:165:SER:O	1:A:167:LEU:HG	2.20	0.41
1:B:9:PHE:CE2	1:B:186:LEU:HG	2.56	0.41
1:E:49:VAL:HG11	1:E:103:PHE:CZ	2.49	0.41
1:E:51:PHE:HA	1:E:77:LYS:O	2.20	0.41
1:A:177:TRP:O	1:A:180:ALA:N	2.41	0.41
1:D:100:LEU:O	1:D:104:PHE:HD1	2.03	0.41
1:D:112:VAL:HG13	1:D:135:ILE:CG2	2.50	0.41
2:A:227:HOH:O	1:F:157:GLU:HB2	2.20	0.41
1:B:44:ASN:CG	2:B:258:HOH:O	2.53	0.41
1:B:47:ARG:HB3	1:B:109:VAL:HG12	2.01	0.41
1:C:163:LEU:HD23	1:C:163:LEU:N	2.34	0.41
1:D:129:LEU:C	1:D:129:LEU:HD23	2.40	0.41
1:E:40:ASP:O	1:E:44:ASN:HB2	2.21	0.41

Continued on next page...

Continued from previous page...

Atom-1	Atom-2	Interatomic distance (Å)	Clash overlap (Å)
1:F:153:LEU:HB3	1:F:157:GLU:HB3	2.01	0.41
1:B:24:VAL:HG11	1:B:97:LEU:HD21	2.02	0.41
1:B:202:GLN:O	1:B:202:GLN:HG3	2.20	0.41
1:D:8:LYS:HE2	1:D:18:GLN:CG	2.50	0.41
1:E:88:ARG:NH1	1:E:88:ARG:CG	2.81	0.41
1:A:108:PHE:HD1	1:F:174:GLU:OE2	2.03	0.41
1:A:147:THR:O	1:A:149:VAL:N	2.52	0.41
1:C:66:THR:O	1:C:69:SER:N	2.49	0.41
1:C:189:ALA:HA	1:C:192:GLU:CG	2.50	0.41
1:D:103:PHE:O	1:D:111:PHE:CE2	2.73	0.41
1:D:119:ASP:OD2	2:D:209:HOH:O	2.22	0.41
1:E:54:TYR:CD1	1:E:54:TYR:N	2.88	0.41
1:E:135:ILE:CD1	1:E:200:TRP:HZ3	2.32	0.41
1:F:163:LEU:C	1:F:165:SER:H	2.24	0.41
1:A:19:THR:HG22	1:A:84:CYS:HB3	2.01	0.41
1:B:4:PHE:HB3	1:B:18:GLN:HB3	2.02	0.41
1:B:108:PHE:HA	2:B:221:HOH:O	2.20	0.41
1:E:159:ALA:CB	1:E:195:LEU:HB3	2.50	0.41
1:F:94:HIS:HB2	1:F:96:ASN:OD1	2.20	0.41
1:A:174:GLU:HG2	1:B:108:PHE:CE1	2.56	0.41
1:B:118:GLU:O	1:B:122:LEU:HG	2.20	0.41
1:E:120:LEU:HD23	1:E:120:LEU:HA	1.78	0.41
1:E:185:GLN:C	1:E:187:GLU:N	2.73	0.41
1:D:136:ASN:C	1:D:138:GLY:N	2.73	0.41
1:C:84:CYS:SG	1:C:190:ALA:HA	2.59	0.41
1:C:145:ARG:HD2	1:C:203:LEU:CD2	2.51	0.41
1:D:85:LEU:HD21	1:D:87:LEU:HD21	2.02	0.41
1:D:203:LEU:C	1:D:205:ASP:H	2.23	0.41
1:E:97:LEU:HD22	1:E:100:LEU:CD2	2.50	0.41
1:E:110:THR:HA	1:E:133:ASN:ND2	2.35	0.41
1:F:167:LEU:CD2	1:F:195:LEU:HD11	2.50	0.41
1:A:143:GLU:O	1:A:146:GLY:N	2.47	0.41
1:C:10:LYS:HE3	1:C:10:LYS:N	2.31	0.41
1:F:148:LEU:HA	1:F:148:LEU:HD23	1.71	0.41
1:A:194:TRP:O	1:A:197:VAL:HB	2.20	0.41
1:B:50:ILE:HD12	1:B:112:VAL:HB	2.01	0.41
1:B:56:ASP:O	1:B:72:SER:N	2.52	0.41
1:B:77:LYS:HD2	1:B:189:ALA:HB1	2.02	0.41
1:B:176:LYS:HD2	1:B:180:ALA:HB2	2.01	0.41
1:C:175:ALA:HA	1:D:42:ILE:HD12	2.02	0.41
1:E:17:VAL:HG22	1:E:81:ARG:O	2.20	0.41

Continued on next page...

Continued from previous page...

Atom-1	Atom-2	Interatomic distance (Å)	Clash overlap (Å)
1:A:36:LEU:O	1:A:39:GLU:N	2.50	0.41
1:B:75:SER:HA	1:B:87:LEU:O	2.20	0.41
1:D:167:LEU:CD2	1:D:195:LEU:HD11	2.50	0.41
1:E:57:VAL:CG1	1:E:58:GLY:N	2.82	0.41
1:E:145:ARG:HH11	1:E:202:GLN:CG	2.33	0.41
1:F:3:SER:OG	1:F:5:ASP:OD1	2.32	0.41
1:F:28:THR:CG2	1:F:29:ASP:H	2.33	0.41
1:A:71:TRP:CH2	1:B:130:VAL:HB	2.55	0.41
1:B:141:ALA:HB1	1:B:150:LEU:HD13	2.03	0.41
1:D:113:GLY:O	1:D:137:VAL:HG12	2.20	0.41
1:E:81:ARG:NH2	1:E:198:ASN:OD1	2.54	0.41
1:A:110:THR:HA	1:A:133:ASN:OD1	2.20	0.41
1:A:141:ALA:HB2	1:A:203:LEU:HD11	2.02	0.41
1:B:78:LEU:O	1:B:84:CYS:HA	2.19	0.41
1:C:148:LEU:HD13	1:D:143:GLU:HB3	2.03	0.41
1:A:30:ILE:HG13	1:A:34:LEU:HD12	2.01	0.41
1:B:55:TRP:HH2	1:B:123:LEU:HG	1.84	0.41
1:D:66:THR:O	1:D:69:SER:HB3	2.21	0.41
1:F:46:ASN:N	1:F:46:ASN:HD22	2.16	0.41
1:A:161:ARG:HA	1:A:161:ARG:HD2	1.95	0.41
1:A:191:ILE:HD11	2:A:320:HOH:O	2.20	0.41
1:C:23:ASP:CG	1:C:88:ARG:NH2	2.74	0.41
1:C:29:ASP:OD2	1:C:31:SER:OG	2.35	0.41
1:C:113:GLY:HA3	1:C:116:ILE:HG21	2.01	0.41
1:C:199:VAL:O	1:C:202:GLN:HB3	2.20	0.41
1:D:28:THR:O	1:D:96:ASN:HB2	2.20	0.41
1:D:78:LEU:HD13	1:D:103:PHE:CE2	2.55	0.41
1:A:141:ALA:C	1:A:150:LEU:HD12	2.40	0.41
1:B:98:LYS:HB2	1:B:98:LYS:NZ	2.35	0.41
1:C:32:PRO:O	1:C:35:SER:HB2	2.20	0.41
1:A:4:PHE:CZ	1:A:37:ILE:HG12	2.54	0.41
1:A:169:GLN:NE2	1:A:173:ILE:HD11	2.34	0.41
1:B:37:ILE:O	1:B:40:ASP:HB3	2.20	0.41
1:C:54:TYR:OH	1:C:77:LYS:HD3	2.20	0.41
1:D:53:VAL:HA	1:D:76:VAL:HA	2.01	0.41
1:E:107:LYS:HE3	1:E:132:ARG:NH2	2.36	0.41
1:F:160:HIS:CE1	2:F:216:HOH:O	2.66	0.41
1:A:57:VAL:HG12	1:A:58:GLY:N	2.35	0.41
1:C:47:ARG:NH2	1:C:108:PHE:O	2.46	0.41
1:C:52:ASP:OD1	1:D:107:LYS:HE3	2.20	0.41
1:A:105:ALA:O	1:A:132:ARG:HB2	2.19	0.41

Continued on next page...

Continued from previous page...

Atom-1	Atom-2	Interatomic distance (Å)	Clash overlap (Å)
2:B:236:HOH:O	1:C:46:ASN:HA	2.20	0.41
1:C:161:ARG:HD3	1:C:164:TRP:CZ2	2.56	0.41
1:C:162:VAL:O	1:C:164:TRP:CD1	2.73	0.41
1:E:4:PHE:HZ	1:E:85:LEU:HB2	1.83	0.41
1:F:55:TRP:CH2	1:F:122:LEU:HB2	2.55	0.41
1:D:8:LYS:HE2	1:D:18:GLN:CG	2.51	0.41
1:D:81:ARG:HG3	1:D:82:ASN:ND2	2.35	0.41
1:A:51:PHE:CZ	1:A:116:ILE:HD13	2.55	0.41
1:A:59:PHE:CA	2:A:295:HOH:O	2.33	0.41
1:A:149:VAL:HG21	1:B:204:SER:HA	2.01	0.41
1:C:114:VAL:HG22	1:C:137:VAL:HG12	2.03	0.41
1:D:170:LEU:HD21	1:D:192:GLU:HG3	2.01	0.41
1:E:50:ILE:HG12	1:E:197:VAL:N	2.35	0.41
1:F:197:VAL:O	1:F:201:ASP:OD1	2.38	0.41
1:C:141:ALA:O	1:C:150:LEU:HD12	2.20	0.41
1:A:11:MSE:SE	1:A:191:ILE:HA	2.71	0.41
1:A:42:ILE:HG23	1:A:47:ARG:HH12	1.80	0.41
1:A:152:PHE:HE2	1:B:140:LEU:HD13	1.84	0.41
1:B:68:THR:HG22	1:B:71:TRP:NE1	2.36	0.41
1:C:45:GLY:O	1:C:46:ASN:C	2.58	0.41
1:A:19:THR:HA	1:A:84:CYS:O	2.20	0.41
1:A:49:VAL:HG23	1:A:109:VAL:HG11	2.01	0.41
1:A:101:TYR:HE2	1:A:128:GLY:C	2.23	0.41
1:D:168:GLY:N	2:D:273:HOH:O	2.53	0.41
1:A:92:PRO:HG2	1:A:94:HIS:HE1	1.86	0.41
1:B:115:GLN:O	1:C:107:LYS:HE2	2.20	0.41
1:B:187:GLU:O	1:B:191:ILE:HG13	2.21	0.41
1:D:54:TYR:CD1	1:D:54:TYR:N	2.88	0.41
1:D:174:GLU:OE1	1:D:192:GLU:OE2	2.39	0.41
1:A:8:LYS:HB2	1:A:18:GLN:HG2	2.02	0.41
1:A:104:PHE:HA	1:A:111:PHE:CZ	2.55	0.41
1:D:97:LEU:HD23	1:D:97:LEU:HA	1.88	0.41
1:F:19:THR:HG22	1:F:20:LYS:N	2.36	0.41
1:A:81:ARG:NH1	2:A:212:HOH:O	2.53	0.41
1:A:201:ASP:HA	2:A:249:HOH:O	2.21	0.41
1:B:33:TYR:HB3	1:B:85:LEU:CD1	2.50	0.41
1:D:50:ILE:CG1	1:D:112:VAL:HB	2.44	0.41
1:D:149:VAL:O	1:D:149:VAL:HG22	2.20	0.41
1:A:11:MSE:O	1:A:13:ASP:N	2.53	0.41
1:A:135:ILE:HD12	2:A:237:HOH:O	2.20	0.41
1:C:22:ILE:HD12	1:C:23:ASP:C	2.41	0.41

Continued on next page...

Continued from previous page...

Atom-1	Atom-2	Interatomic distance (Å)	Clash overlap (Å)
1:D:22:ILE:CG2	1:D:85:LEU:HD11	2.51	0.41
1:E:147:THR:HB	1:E:150:LEU:CG	2.44	0.41
1:F:50:ILE:CD1	1:F:112:VAL:HB	2.51	0.41
1:C:26:SER:HB3	1:C:94:HIS:CB	2.50	0.41
1:C:50:ILE:HG21	1:C:196:ILE:HB	2.03	0.41
1:E:129:LEU:C	1:E:129:LEU:HD23	2.41	0.41
1:A:78:LEU:HD22	1:A:103:PHE:HE2	1.86	0.41
1:C:38:ARG:NE	2:C:234:HOH:O	2.37	0.41
1:A:161:ARG:HA	1:A:161:ARG:HD2	1.81	0.41
1:B:172:SER:O	1:B:176:LYS:HG3	2.20	0.41
1:D:55:TRP:HH2	1:D:123:LEU:N	2.18	0.41
1:E:156:ARG:NH1	1:E:167:LEU:HB2	2.35	0.41
1:A:34:LEU:O	1:A:35:SER:C	2.59	0.41
1:B:170:LEU:HD22	1:B:195:LEU:CD1	2.51	0.41
1:D:126:ASN:N	1:D:126:ASN:HD22	2.18	0.41
1:B:20:LYS:HE2	1:B:33:TYR:CE1	2.55	0.41
1:C:40:ASP:OD1	1:C:82:ASN:ND2	2.50	0.41
1:C:49:VAL:HG13	1:C:80:THR:HG22	2.03	0.41
1:E:55:TRP:CZ2	1:E:123:LEU:HG	2.55	0.41
1:F:18:GLN:HA	2:F:261:HOH:O	2.20	0.41
1:A:92:PRO:O	1:A:94:HIS:N	2.49	0.41
1:D:73:LEU:HB3	1:D:93:PHE:HZ	1.84	0.41
1:F:177:TRP:HZ3	1:F:188:ALA:CB	2.34	0.41
1:C:160:HIS:HA	2:C:271:HOH:O	2.21	0.41
1:D:81:ARG:NH2	1:D:201:ASP:OD1	2.38	0.41
1:E:118:GLU:C	1:E:120:LEU:N	2.74	0.41
1:D:47:ARG:O	1:D:109:VAL:CA	2.65	0.41
1:D:112:VAL:HG11	1:D:200:TRP:HB2	2.03	0.41
1:B:75:SER:HA	1:B:87:LEU:O	2.20	0.41
1:D:81:ARG:NH1	1:D:81:ARG:CB	2.63	0.41
1:E:148:LEU:HB2	2:E:215:HOH:O	2.21	0.41
1:F:82:ASN:O	1:F:83:LEU:HD23	2.19	0.41
1:F:124:ARG:HG3	1:F:130:VAL:CG2	2.51	0.41
1:B:55:TRP:CA	1:B:72:SER:O	2.68	0.41
1:E:11:MSE:HB2	1:E:13:ASP:OD1	2.21	0.41
1:A:119:ASP:OD1	1:B:132:ARG:HD3	2.21	0.41
1:F:3:SER:OG	1:F:5:ASP:CG	2.59	0.41
1:A:105:ALA:C	2:A:208:HOH:O	2.58	0.41
1:A:195:LEU:O	1:A:199:VAL:HG23	2.21	0.41
1:B:112:VAL:HG22	1:B:135:ILE:CG2	2.50	0.41
1:E:71:TRP:O	1:E:126:ASN:ND2	2.44	0.41

Continued on next page...

Continued from previous page...

Atom-1	Atom-2	Interatomic distance (Å)	Clash overlap (Å)
1:F:11:MSE:HG3	1:F:194:TRP:CD1	2.56	0.41
1:F:135:ILE:HG13	1:F:136:ASN:N	2.36	0.41
1:E:73:LEU:O	1:E:89:LEU:HD12	2.20	0.41
1:D:44:ASN:O	1:D:46:ASN:N	2.45	0.41
1:A:147:THR:HB	1:A:150:LEU:CD1	2.50	0.41
2:B:294:HOH:O	1:C:102:ARG:CG	2.68	0.41
1:C:131:ILE:HG21	1:C:134:ALA:HB2	2.03	0.41
1:D:116:ILE:O	1:D:119:ASP:HB2	2.21	0.41
1:E:52:ASP:OD1	1:E:54:TYR:CZ	2.74	0.41
1:A:93:PHE:CD2	1:A:97:LEU:HD13	2.56	0.41
1:B:42:ILE:HG13	1:B:47:ARG:HG2	2.03	0.41
1:D:115:GLN:HG2	1:D:153:LEU:O	2.21	0.41
1:E:113:GLY:HA3	1:E:116:ILE:HG21	2.02	0.41
1:A:15:SER:HB3	2:A:211:HOH:O	2.19	0.41
1:B:78:LEU:HD12	1:B:87:LEU:HD11	2.02	0.41
1:B:86:PHE:CE1	1:B:88:ARG:HG2	2.54	0.41
1:C:49:VAL:O	1:C:111:PHE:HA	2.21	0.41
1:C:174:GLU:OE1	1:C:192:GLU:OE2	2.38	0.41
1:D:120:LEU:CD2	1:D:131:ILE:HD12	2.50	0.41
1:E:172:SER:O	1:E:176:LYS:HG2	2.21	0.41
1:A:107:LYS:HD3	1:F:114:VAL:O	2.21	0.41
1:A:163:LEU:HD11	1:A:199:VAL:HG23	2.03	0.41
1:B:135:ILE:HG12	1:B:136:ASN:N	2.35	0.41
1:E:97:LEU:HD21	2:E:233:HOH:O	2.20	0.41
1:E:137:VAL:HG21	1:E:158:LEU:HD21	1.98	0.41
1:F:26:SER:HB2	1:F:94:HIS:CG	2.55	0.41
1:B:8:LYS:HE3	1:B:16:TYR:CD2	2.55	0.41
1:B:32:PRO:O	1:B:36:LEU:HG	2.21	0.41
1:B:39:GLU:O	1:B:41:SER:N	2.54	0.41
1:B:94:HIS:HB2	1:B:96:ASN:ND2	2.36	0.41
1:C:23:ASP:OD2	1:C:88:ARG:NH2	2.54	0.41
1:C:23:ASP:OD1	1:C:88:ARG:NH2	2.54	0.41
1:C:148:LEU:HD13	1:D:143:GLU:OE1	2.21	0.41
1:D:22:ILE:HD13	1:D:30:ILE:HG22	2.02	0.41
1:D:110:THR:HG22	1:D:111:PHE:H	1.86	0.41
1:D:156:ARG:HG2	1:D:167:LEU:HD13	2.02	0.41
1:D:162:VAL:HG12	1:D:163:LEU:CD2	2.50	0.41
1:F:4:PHE:CE2	1:F:83:LEU:HD22	2.56	0.41
1:A:57:VAL:CG1	1:B:101:TYR:CB	2.98	0.41
1:A:133:ASN:C	1:A:133:ASN:HD22	2.24	0.41
1:B:8:LYS:O	1:B:9:PHE:O	2.38	0.41

Continued on next page...

Continued from previous page...

Atom-1	Atom-2	Interatomic distance (Å)	Clash overlap (Å)
1:B:152:PHE:HE1	1:C:140:LEU:HD13	1.86	0.41
1:B:163:LEU:C	1:B:165:SER:N	2.74	0.41
1:C:58:GLY:CA	1:D:98:LYS:CE	2.97	0.41
1:D:4:PHE:CG	1:D:20:LYS:HB2	2.56	0.41
1:F:177:TRP:CZ2	1:F:185:GLN:NE2	2.87	0.41
1:F:196:ILE:O	1:F:197:VAL:C	2.59	0.41
1:A:104:PHE:O	1:A:131:ILE:HA	2.20	0.41
1:A:186:LEU:O	1:A:187:GLU:C	2.60	0.41
1:B:149:VAL:HB	2:B:278:HOH:O	2.20	0.41
1:D:3:SER:O	1:D:20:LYS:HD3	2.21	0.41
1:F:51:PHE:CD1	1:F:51:PHE:C	2.94	0.41
1:F:52:ASP:CB	1:F:77:LYS:HG2	2.47	0.41
1:A:10:LYS:C	1:A:11:MSE:HE2	2.41	0.41
1:B:149:VAL:HG13	1:B:150:LEU:N	2.36	0.41
1:B:156:ARG:NE	1:B:167:LEU:HD13	2.36	0.41
1:B:178:GLU:OE1	1:B:179:LYS:NZ	2.54	0.41
1:C:37:ILE:HG23	1:C:80:THR:CG2	2.51	0.41
1:C:49:VAL:HG12	1:C:78:LEU:HD22	2.03	0.41
1:C:107:LYS:HB2	2:C:258:HOH:O	2.21	0.41
1:C:153:LEU:CB	1:C:157:GLU:HB3	2.42	0.41
1:E:22:ILE:HD12	1:E:85:LEU:HD11	2.01	0.41
1:E:174:GLU:OE2	1:E:192:GLU:OE2	2.39	0.41
1:F:120:LEU:HD23	1:F:120:LEU:HA	1.75	0.41
1:F:150:LEU:HB3	1:F:158:LEU:HD13	2.03	0.41
1:A:40:ASP:O	1:A:42:ILE:N	2.54	0.41
1:A:118:GLU:HB3	1:B:130:VAL:HG11	2.02	0.41
1:B:37:ILE:CG2	1:B:80:THR:HG21	2.47	0.41
1:B:46:ASN:HB2	2:B:310:HOH:O	2.20	0.41
1:B:107:LYS:HE3	1:B:132:ARG:CZ	2.51	0.41
1:B:156:ARG:O	1:B:156:ARG:HD3	2.21	0.41
1:C:156:ARG:HD2	1:D:47:ARG:CZ	2.51	0.41
1:E:52:ASP:CG	1:E:53:VAL:N	2.73	0.41
1:E:113:GLY:O	1:E:137:VAL:HG12	2.21	0.41
1:F:27:SER:HB3	2:F:229:HOH:O	2.19	0.41
1:A:51:PHE:O	1:A:113:GLY:HA2	2.21	0.41
1:A:143:GLU:O	1:A:144:ALA:C	2.58	0.41
1:B:30:ILE:O	1:B:34:LEU:HD12	2.20	0.41
1:C:3:SER:CA	2:C:264:HOH:O	2.68	0.41
1:C:25:GLY:H	1:C:28:THR:HG1	1.62	0.41
1:C:54:TYR:O	1:C:73:LEU:HD12	2.20	0.41
2:C:261:HOH:O	1:D:107:LYS:HB2	2.21	0.41

Continued on next page...

Continued from previous page...

Atom-1	Atom-2	Interatomic distance (Å)	Clash overlap (Å)
1:D:11:MSE:HA	2:D:266:HOH:O	2.20	0.41
1:E:73:LEU:HD21	1:E:123:LEU:HD21	2.02	0.41
1:A:163:LEU:HD21	1:A:199:VAL:HA	2.03	0.41
1:B:18:GLN:O	1:B:83:LEU:HB2	2.21	0.41
1:B:160:HIS:HB2	1:B:167:LEU:HD11	2.02	0.41
1:C:34:LEU:HD22	1:C:103:PHE:CB	2.51	0.41
1:D:48:ALA:HB2	1:D:200:TRP:NE1	2.36	0.41
1:D:57:VAL:HB	1:D:71:TRP:CE2	2.55	0.41
1:E:27:SER:O	1:E:28:THR:C	2.58	0.41
1:E:122:LEU:O	1:E:126:ASN:HB2	2.20	0.41
1:E:191:ILE:O	1:E:195:LEU:HG	2.21	0.41
1:A:129:LEU:HD23	1:A:129:LEU:HA	1.91	0.41
1:A:133:ASN:ND2	2:A:223:HOH:O	2.51	0.41
1:B:125:GLU:HG2	2:B:275:HOH:O	2.20	0.41
1:C:167:LEU:HD21	1:C:195:LEU:HD11	2.02	0.41
1:D:47:ARG:O	1:D:109:VAL:HA	2.21	0.41
1:D:159:ALA:HB1	1:D:195:LEU:HD22	2.02	0.41
1:E:174:GLU:OE2	1:E:192:GLU:OE2	2.38	0.41
1:A:31:SER:N	1:A:32:PRO:CD	2.84	0.41
1:F:57:VAL:HG12	1:F:58:GLY:H	1.86	0.41
1:B:4:PHE:N	1:B:4:PHE:HD1	2.19	0.41
1:C:19:THR:HG21	1:C:186:LEU:CD1	2.51	0.41
1:C:169:GLN:CB	2:C:309:HOH:O	2.69	0.41
1:D:46:ASN:CG	2:D:287:HOH:O	2.59	0.41
1:F:55:TRP:CD1	1:F:55:TRP:N	2.89	0.41
1:A:114:VAL:O	1:A:115:GLN:C	2.59	0.41
2:A:272:HOH:O	1:F:157:GLU:HG2	2.21	0.41
1:D:34:LEU:HD22	1:D:103:PHE:CG	2.56	0.41
1:D:81:ARG:HG3	1:D:82:ASN:CG	2.42	0.41
1:D:114:VAL:O	1:D:115:GLN:C	2.59	0.41
1:F:11:MSE:HA	1:F:11:MSE:HE2	2.03	0.41
1:F:26:SER:CB	1:F:94:HIS:CD2	3.04	0.41
1:C:137:VAL:O	1:C:138:GLY:C	2.59	0.41
1:D:85:LEU:CD2	1:D:87:LEU:HD21	2.51	0.41
1:F:141:ALA:HB1	1:F:162:VAL:CG2	2.52	0.41
1:A:32:PRO:O	1:A:36:LEU:HG	2.21	0.41
1:A:177:TRP:CD2	1:B:108:PHE:HE2	2.39	0.41
1:B:38:ARG:CG	1:B:42:ILE:HD12	2.51	0.41
1:A:170:LEU:HD13	1:A:191:ILE:HB	2.03	0.41
1:B:114:VAL:HG21	1:B:155:THR:HG23	2.02	0.41
1:B:153:LEU:HB3	1:B:157:GLU:HB2	2.03	0.41

Continued on next page...

Continued from previous page...

Atom-1	Atom-2	Interatomic distance (Å)	Clash overlap (Å)
1:D:115:GLN:O	1:E:107:LYS:HE2	2.21	0.41
1:D:177:TRP:CH2	1:D:185:GLN:HG2	2.55	0.41
1:A:80:THR:OG1	1:A:83:LEU:HB2	2.21	0.41
1:A:91:LYS:HB3	1:A:92:PRO:CD	2.51	0.41
1:B:13:ASP:OD2	1:B:15:SER:HB3	2.21	0.41
1:B:30:ILE:HG12	2:B:236:HOH:O	2.21	0.41
1:C:68:THR:HG21	1:D:124:ARG:NH1	2.36	0.41
1:E:81:ARG:NE	2:E:258:HOH:O	2.32	0.41
1:D:203:LEU:O	1:D:205:ASP:N	2.54	0.41
1:E:120:LEU:O	1:E:121:ASP:C	2.58	0.41
1:E:152:PHE:CD1	1:F:135:ILE:HD12	2.56	0.41
1:F:50:ILE:CG2	1:F:193:GLY:HA2	2.51	0.41
1:F:54:TYR:CD1	1:F:54:TYR:N	2.88	0.41
1:C:177:TRP:CZ2	1:C:185:GLN:NE2	2.89	0.40
1:D:150:LEU:HB3	1:D:158:LEU:CD1	2.51	0.40
1:F:36:LEU:HB3	1:F:83:LEU:HD11	2.03	0.40
1:F:37:ILE:HD13	1:F:83:LEU:CB	2.50	0.40
1:A:108:PHE:HD1	2:A:250:HOH:O	2.03	0.40
1:B:11:MSE:HE1	1:B:191:ILE:CG1	2.51	0.40
1:B:40:ASP:OD2	1:B:44:ASN:HB2	2.21	0.40
1:B:200:TRP:CD1	1:B:201:ASP:N	2.89	0.40
1:C:69:SER:HA	1:C:126:ASN:ND2	2.36	0.40
1:D:67:LYS:HE3	1:E:126:ASN:O	2.21	0.40
1:D:80:THR:N	1:D:83:LEU:O	2.53	0.40
1:D:203:LEU:C	1:D:205:ASP:H	2.25	0.40
1:C:55:TRP:CH2	1:C:122:LEU:HB2	2.56	0.40
1:C:57:VAL:HG12	1:C:71:TRP:CD2	2.56	0.40
1:C:120:LEU:HD23	1:C:120:LEU:HA	1.93	0.40
1:E:162:VAL:HG11	1:E:199:VAL:HG13	2.03	0.40
1:F:39:GLU:O	1:F:43:LEU:HB2	2.21	0.40
1:A:184:GLU:O	1:A:187:GLU:HB3	2.20	0.40
1:A:191:ILE:HD13	1:A:191:ILE:HG21	1.90	0.40
1:B:191:ILE:HG22	1:B:195:LEU:CD1	2.51	0.40
1:A:9:PHE:CD1	1:A:187:GLU:HG3	2.56	0.40
1:B:4:PHE:HA	1:B:20:LYS:HB2	2.03	0.40
1:C:174:GLU:OE2	1:D:47:ARG:NH1	2.53	0.40
1:D:42:ILE:HA	1:D:47:ARG:HG3	2.03	0.40
1:D:140:LEU:HD23	1:D:200:TRP:CZ3	2.57	0.40
1:F:81:ARG:NH2	1:F:198:ASN:HD21	2.19	0.40
1:A:165:SER:HB2	2:A:271:HOH:O	2.20	0.40
1:D:5:ASP:OD2	1:D:5:ASP:C	2.60	0.40

Continued on next page...

Continued from previous page...

Atom-1	Atom-2	Interatomic distance (Å)	Clash overlap (Å)
1:A:32:PRO:C	1:A:35:SER:HB2	2.41	0.40
1:A:161:ARG:CG	1:A:161:ARG:NH1	2.84	0.40
1:E:82:ASN:HB3	1:E:83:LEU:CG	2.49	0.40
1:E:156:ARG:C	1:E:156:ARG:HD3	2.41	0.40
1:F:55:TRP:CZ3	1:F:73:LEU:N	2.89	0.40
1:F:124:ARG:CG	1:F:124:ARG:NH1	2.82	0.40
1:C:68:THR:CG2	1:D:128:GLY:HA2	2.49	0.40
1:C:114:VAL:O	1:C:115:GLN:O	2.39	0.40
1:D:110:THR:HA	1:D:133:ASN:ND2	2.36	0.40
1:B:4:PHE:O	1:B:18:GLN:HB3	2.22	0.40
1:B:19:THR:CB	1:B:186:LEU:HD21	2.52	0.40
1:C:151:GLU:HG2	1:C:152:PHE:CZ	2.56	0.40
1:E:54:TYR:CD1	1:E:54:TYR:N	2.89	0.40
1:E:131:ILE:CG2	1:E:134:ALA:HB2	2.51	0.40
1:A:130:VAL:HB	1:F:71:TRP:CH2	2.55	0.40
1:A:193:GLY:O	1:A:197:VAL:N	2.44	0.40
1:B:54:TYR:CD1	1:B:54:TYR:N	2.89	0.40
1:B:147:THR:HB	1:B:150:LEU:HD11	2.02	0.40
1:D:30:ILE:CD1	1:D:34:LEU:HD11	2.51	0.40
1:E:107:LYS:HD2	1:E:132:ARG:CZ	2.51	0.40
1:F:24:VAL:HG22	1:F:30:ILE:CG2	2.50	0.40
1:C:68:THR:C	1:C:70:GLY:N	2.73	0.40
1:C:142:ALA:HA	1:C:147:THR:O	2.22	0.40
1:D:20:LYS:HG2	1:D:33:TYR:CE1	2.56	0.40
1:D:165:SER:HB2	2:D:221:HOH:O	2.21	0.40
1:F:89:LEU:HD22	1:F:97:LEU:HD21	2.03	0.40
1:F:162:VAL:O	1:F:163:LEU:HD23	2.21	0.40
1:A:179:LYS:NZ	2:A:255:HOH:O	2.53	0.40
1:C:10:LYS:O	1:C:11:MSE:HE2	2.21	0.40
1:C:57:VAL:HG21	1:D:101:TYR:HB2	2.02	0.40
1:C:67:LYS:O	1:D:128:GLY:HA3	2.22	0.40
1:E:50:ILE:HG12	1:E:197:VAL:HA	2.03	0.40
1:E:196:ILE:CG1	2:E:240:HOH:O	2.69	0.40
1:B:76:VAL:HG21	1:B:100:LEU:HD21	2.02	0.40
1:C:54:TYR:CD1	1:C:54:TYR:N	2.89	0.40
1:C:76:VAL:HG11	1:C:104:PHE:CE1	2.56	0.40
1:D:118:GLU:HB3	1:E:130:VAL:HG11	2.03	0.40
1:E:113:GLY:O	1:E:137:VAL:HG12	2.21	0.40
1:F:53:VAL:HG12	1:F:73:LEU:HD11	2.04	0.40
1:B:147:THR:O	1:B:150:LEU:HG	2.21	0.40
1:B:163:LEU:O	1:B:164:TRP:O	2.39	0.40

Continued on next page...

Continued from previous page...

Atom-1	Atom-2	Interatomic distance (Å)	Clash overlap (Å)
1:D:34:LEU:O	1:D:103:PHE:CE1	2.74	0.40
1:D:118:GLU:OE1	1:E:124:ARG:NH2	2.44	0.40
1:F:22:ILE:HD12	1:F:87:LEU:HD21	2.04	0.40
1:A:71:TRP:NE1	1:B:128:GLY:O	2.43	0.40
1:A:85:LEU:CD2	1:A:87:LEU:HD11	2.52	0.40
1:B:124:ARG:CB	1:B:124:ARG:HH11	2.34	0.40
1:E:54:TYR:HD1	1:E:75:SER:O	2.04	0.40
1:A:143:GLU:OE2	1:F:148:LEU:HD13	2.21	0.40
1:A:148:LEU:HD13	1:B:143:GLU:HB3	2.03	0.40
1:B:95:ASP:O	1:B:98:LYS:HG3	2.22	0.40
1:D:124:ARG:HG3	1:D:130:VAL:HG22	2.02	0.40
1:D:143:GLU:O	1:D:144:ALA:C	2.60	0.40
1:F:192:GLU:HA	1:F:195:LEU:HD12	2.03	0.40
1:A:68:THR:HG23	1:B:128:GLY:HA3	2.04	0.40
1:A:93:PHE:O	1:A:94:HIS:C	2.58	0.40
1:A:186:LEU:HD23	1:A:186:LEU:O	2.22	0.40
1:B:126:ASN:OD1	1:B:126:ASN:N	2.55	0.40
1:C:80:THR:HA	2:C:269:HOH:O	2.20	0.40
1:E:4:PHE:CD2	1:E:20:LYS:HB2	2.57	0.40
1:F:33:TYR:HB3	1:F:85:LEU:HD11	2.03	0.40
1:A:200:TRP:O	1:A:201:ASP:C	2.57	0.40
1:F:202:GLN:NE2	1:F:202:GLN:HA	2.37	0.40
1:B:59:PHE:CE2	1:C:101:TYR:CZ	3.10	0.40
1:C:104:PHE:CD1	1:C:129:LEU:HD21	2.57	0.40
1:E:174:GLU:O	1:F:38:ARG:HD3	2.21	0.40
1:F:93:PHE:CD1	1:F:93:PHE:N	2.90	0.40
1:A:94:HIS:CD2	2:A:313:HOH:O	2.73	0.40
1:B:40:ASP:OD1	1:B:83:LEU:HG	2.20	0.40
1:B:92:PRO:HD2	2:B:245:HOH:O	2.21	0.40
1:C:96:ASN:ND2	1:C:96:ASN:N	2.69	0.40
1:C:172:SER:HB3	2:C:282:HOH:O	2.21	0.40
1:D:125:GLU:C	1:D:126:ASN:HD22	2.24	0.40
1:E:119:ASP:O	1:E:122:LEU:N	2.51	0.40
1:A:17:VAL:HA	1:A:82:ASN:HA	2.02	0.40
1:A:22:ILE:HD11	1:A:33:TYR:CG	2.56	0.40
1:A:50:ILE:HD13	1:A:50:ILE:HA	1.95	0.40
1:B:142:ALA:O	1:B:146:GLY:N	2.53	0.40
1:B:148:LEU:HB3	1:C:140:LEU:CD1	2.51	0.40
1:D:67:LYS:HE3	1:E:125:GLU:O	2.22	0.40
1:D:93:PHE:CG	1:D:97:LEU:HD12	2.56	0.40
1:F:81:ARG:HD2	1:F:197:VAL:HG11	2.02	0.40

Continued on next page...

Continued from previous page...

Atom-1	Atom-2	Interatomic distance (Å)	Clash overlap (Å)
1:B:8:LYS:HG3	1:B:18:GLN:HA	2.03	0.40
1:D:22:ILE:HD12	1:D:23:ASP:C	2.41	0.40
1:D:131:ILE:CG2	1:D:134:ALA:HB2	2.51	0.40
1:A:120:LEU:HD22	1:A:131:ILE:HD12	2.03	0.40
1:B:156:ARG:HD2	1:C:47:ARG:CD	2.51	0.40
1:D:23:ASP:O	1:D:24:VAL:C	2.59	0.40
1:F:35:SER:O	1:F:38:ARG:HB3	2.21	0.40
1:A:156:ARG:CG	1:B:47:ARG:NH1	2.85	0.40
1:A:169:GLN:HB3	2:A:258:HOH:O	2.21	0.40
1:C:10:LYS:C	1:C:11:MSE:HE2	2.41	0.40
1:C:173:ILE:HD11	1:C:187:GLU:OE2	2.22	0.40
1:E:19:THR:HA	1:E:84:CYS:O	2.21	0.40
1:E:179:LYS:NZ	2:E:297:HOH:O	2.54	0.40
1:C:59:PHE:CD1	1:C:59:PHE:N	2.89	0.40
1:D:17:VAL:CG1	1:D:84:CYS:HB2	2.50	0.40
1:F:8:LYS:NZ	2:F:282:HOH:O	2.50	0.40
1:B:24:VAL:O	1:B:90:PRO:HD3	2.22	0.40
1:C:6:GLY:HA3	1:C:19:THR:CG2	2.49	0.40
1:E:56:ASP:HA	1:F:102:ARG:HH12	1.87	0.40
1:F:116:ILE:O	1:F:120:LEU:HB2	2.21	0.40
1:A:39:GLU:HA	1:F:175:ALA:O	2.22	0.40
1:A:107:LYS:HE2	1:F:115:GLN:O	2.22	0.40
1:B:40:ASP:OD1	1:B:82:ASN:N	2.42	0.40
1:C:40:ASP:HB2	2:C:267:HOH:O	2.21	0.40
1:E:9:PHE:CE2	1:E:187:GLU:CA	3.00	0.40
1:F:46:ASN:O	1:F:47:ARG:HB2	2.22	0.40
1:B:18:GLN:NE2	2:B:323:HOH:O	2.33	0.40
1:C:148:LEU:HD12	1:D:144:ALA:HA	2.03	0.40
1:E:20:LYS:HG2	1:E:33:TYR:CD1	2.56	0.40
1:B:71:TRP:HZ2	1:C:128:GLY:O	2.03	0.40
1:C:44:ASN:O	1:C:46:ASN:N	2.48	0.40
1:C:163:LEU:HD21	1:C:199:VAL:HG22	2.02	0.40
1:D:124:ARG:HH11	1:D:124:ARG:CG	2.34	0.40
1:D:148:LEU:N	2:D:223:HOH:O	2.46	0.40
1:E:155:THR:CB	2:E:223:HOH:O	2.69	0.40
1:E:174:GLU:HA	1:E:177:TRP:CE3	2.57	0.40
1:F:172:SER:O	1:F:176:LYS:HG2	2.22	0.40
1:A:116:ILE:HG13	1:A:116:ILE:O	2.20	0.40
2:A:223:HOH:O	1:F:152:PHE:HD1	2.05	0.40
1:B:51:PHE:CE2	1:B:113:GLY:N	2.89	0.40
1:B:157:GLU:O	1:B:160:HIS:HB3	2.21	0.40

Continued on next page...

Continued from previous page...

Atom-1	Atom-2	Interatomic distance (Å)	Clash overlap (Å)
1:F:2:ALA:HA	1:F:33:TYR:OH	2.21	0.40
1:F:7:PRO:CG	1:F:186:LEU:HD23	2.51	0.40
1:F:68:THR:C	1:F:70:GLY:H	2.25	0.40
1:C:89:LEU:HB3	1:C:90:PRO:HD2	2.03	0.40
1:E:112:VAL:HG13	1:E:137:VAL:HB	2.03	0.40
1:B:145:ARG:NH2	1:B:162:VAL:HG13	2.36	0.40
1:B:153:LEU:HD13	1:B:158:LEU:HA	2.02	0.40
1:E:173:ILE:CG2	1:E:188:ALA:HB2	2.52	0.40
1:F:30:ILE:HD12	1:F:34:LEU:HD11	2.02	0.40
1:A:71:TRP:O	1:A:126:ASN:ND2	2.54	0.40
1:A:114:VAL:HG22	1:A:158:LEU:HD23	2.04	0.40
1:A:160:HIS:HB2	1:A:167:LEU:CD1	2.52	0.40
1:A:163:LEU:O	1:A:165:SER:N	2.55	0.40
1:B:50:ILE:HG12	1:B:197:VAL:CA	2.49	0.40
1:C:170:LEU:HD11	1:C:174:GLU:OE1	2.21	0.40
1:A:202:GLN:O	1:A:203:LEU:C	2.58	0.40
1:B:178:GLU:HB3	1:C:38:ARG:HH12	1.86	0.40
1:A:29:ASP:O	1:A:32:PRO:HD2	2.22	0.40
1:A:73:LEU:HD21	1:A:76:VAL:HG12	2.02	0.40
1:C:10:LYS:H	1:C:10:LYS:HD2	1.87	0.40
1:D:141:ALA:C	1:D:150:LEU:HD12	2.41	0.40
1:E:81:ARG:HH12	1:E:198:ASN:HD21	1.69	0.40
1:F:197:VAL:O	1:F:201:ASP:N	2.39	0.40
1:B:111:PHE:O	1:B:134:ALA:HA	2.21	0.40
1:B:157:GLU:HG3	2:C:302:HOH:O	2.22	0.40
1:D:114:VAL:O	1:D:115:GLN:C	2.60	0.40
1:A:73:LEU:HD22	1:A:123:LEU:CD2	2.52	0.40
1:A:169:GLN:HE21	1:A:173:ILE:CD1	2.34	0.40
1:D:34:LEU:O	1:D:103:PHE:HE1	2.05	0.40
1:D:118:GLU:O	1:D:122:LEU:HD12	2.21	0.40
1:F:17:VAL:HA	1:F:82:ASN:O	2.21	0.40
1:F:122:LEU:O	1:F:123:LEU:C	2.60	0.40
1:A:59:PHE:HZ	1:B:97:LEU:HB2	1.87	0.40
1:B:189:ALA:HA	1:B:192:GLU:OE1	2.21	0.40
1:D:22:ILE:HD12	1:D:23:ASP:N	2.36	0.40
1:D:89:LEU:O	1:D:90:PRO:O	2.39	0.40
1:F:50:ILE:O	1:F:79:SER:HB2	2.21	0.40

There are no symmetry-related clashes.

5.3 Torsion angles [i](#)

5.3.1 Protein backbone [i](#)

In the following table, the Percentiles column shows the percent Ramachandran outliers of the chain as a percentile score with respect to all X-ray entries followed by that with respect to entries of similar resolution.

The Analysed column shows the number of residues for which the backbone conformation was analysed, and the total number of residues.

Mol	Chain	Analysed	Favoured	Allowed	Outliers	Percentiles	
1	1-A	196/206 (95%)	178 (91%)	14 (7%)	4 (2%)	7	3
1	1-B	196/206 (95%)	178 (91%)	15 (8%)	3 (2%)	10	5
1	1-C	196/206 (95%)	173 (88%)	21 (11%)	2 (1%)	15	11
1	1-D	196/206 (95%)	173 (88%)	21 (11%)	2 (1%)	15	11
1	1-E	196/206 (95%)	178 (91%)	15 (8%)	3 (2%)	10	5
1	1-F	196/206 (95%)	173 (88%)	17 (9%)	6 (3%)	4	1
1	2-A	196/206 (95%)	170 (87%)	20 (10%)	6 (3%)	4	1
1	2-B	196/206 (95%)	179 (91%)	10 (5%)	7 (4%)	3	1
1	2-C	196/206 (95%)	183 (93%)	13 (7%)	0	100	100
1	2-D	196/206 (95%)	171 (87%)	19 (10%)	6 (3%)	4	1
1	2-E	196/206 (95%)	174 (89%)	21 (11%)	1 (0%)	29	26
1	2-F	196/206 (95%)	183 (93%)	11 (6%)	2 (1%)	15	11
1	3-A	196/206 (95%)	182 (93%)	10 (5%)	4 (2%)	7	3
1	3-B	196/206 (95%)	185 (94%)	10 (5%)	1 (0%)	29	26
1	3-C	196/206 (95%)	181 (92%)	13 (7%)	2 (1%)	15	11
1	3-D	196/206 (95%)	169 (86%)	23 (12%)	4 (2%)	7	3
1	3-E	196/206 (95%)	172 (88%)	20 (10%)	4 (2%)	7	3
1	3-F	196/206 (95%)	177 (90%)	15 (8%)	4 (2%)	7	3
1	4-A	196/206 (95%)	180 (92%)	10 (5%)	6 (3%)	4	1
1	4-B	196/206 (95%)	176 (90%)	18 (9%)	2 (1%)	15	11
1	4-C	196/206 (95%)	171 (87%)	22 (11%)	3 (2%)	10	5
1	4-D	196/206 (95%)	173 (88%)	19 (10%)	4 (2%)	7	3
1	4-E	196/206 (95%)	184 (94%)	9 (5%)	3 (2%)	10	5
1	4-F	196/206 (95%)	172 (88%)	21 (11%)	3 (2%)	10	5
1	5-A	196/206 (95%)	181 (92%)	11 (6%)	4 (2%)	7	3

Continued on next page...

Continued from previous page...

Mol	Chain	Analysed	Favoured	Allowed	Outliers	Percentiles	
1	5-B	196/206 (95%)	174 (89%)	17 (9%)	5 (3%)	5	2
1	5-C	196/206 (95%)	188 (96%)	6 (3%)	2 (1%)	15	11
1	5-D	196/206 (95%)	175 (89%)	17 (9%)	4 (2%)	7	3
1	5-E	196/206 (95%)	171 (87%)	22 (11%)	3 (2%)	10	5
1	5-F	196/206 (95%)	181 (92%)	14 (7%)	1 (0%)	29	26
1	6-A	196/206 (95%)	168 (86%)	22 (11%)	6 (3%)	4	1
1	6-B	196/206 (95%)	176 (90%)	16 (8%)	4 (2%)	7	3
1	6-C	196/206 (95%)	178 (91%)	18 (9%)	0	100	100
1	6-D	196/206 (95%)	179 (91%)	14 (7%)	3 (2%)	10	5
1	6-E	196/206 (95%)	177 (90%)	15 (8%)	4 (2%)	7	3
1	6-F	196/206 (95%)	180 (92%)	13 (7%)	3 (2%)	10	5
1	7-A	196/206 (95%)	179 (91%)	13 (7%)	4 (2%)	7	3
1	7-B	196/206 (95%)	179 (91%)	15 (8%)	2 (1%)	15	11
1	7-C	196/206 (95%)	184 (94%)	9 (5%)	3 (2%)	10	5
1	7-D	196/206 (95%)	174 (89%)	17 (9%)	5 (3%)	5	2
1	7-E	196/206 (95%)	176 (90%)	17 (9%)	3 (2%)	10	5
1	7-F	196/206 (95%)	176 (90%)	19 (10%)	1 (0%)	29	26
1	8-A	196/206 (95%)	167 (85%)	17 (9%)	12 (6%)	1	0
1	8-B	196/206 (95%)	180 (92%)	15 (8%)	1 (0%)	29	26
1	8-C	196/206 (95%)	179 (91%)	15 (8%)	2 (1%)	15	11
1	8-D	196/206 (95%)	181 (92%)	10 (5%)	5 (3%)	5	2
1	8-E	196/206 (95%)	170 (87%)	20 (10%)	6 (3%)	4	1
1	8-F	196/206 (95%)	170 (87%)	20 (10%)	6 (3%)	4	1
All	All	9408/9888 (95%)	8478 (90%)	759 (8%)	171 (2%)	8	4

All (171) Ramachandran outliers are listed below:

Mol	Chain	Res	Type
1	1-A	148	LEU
1	1-B	47	ARG
1	1-D	47	ARG
1	1-E	67	LYS
1	1-F	11	MSE
1	1-F	18	GLN

Continued on next page...

Continued from previous page...

Mol	Chain	Res	Type
1	2-A	93	PHE
1	2-A	95	ASP
1	2-B	9	PHE
1	2-D	135	ILE
1	3-A	202	GLN
1	3-D	81	ARG
1	3-E	90	PRO
1	3-F	135	ILE
1	4-A	202	GLN
1	4-C	57	VAL
1	4-D	57	VAL
1	4-D	137	VAL
1	5-B	93	PHE
1	5-C	137	VAL
1	5-D	202	GLN
1	6-B	137	VAL
1	6-E	26	SER
1	7-B	56	ASP
1	7-B	164	TRP
1	7-D	81	ARG
1	7-D	106	SER
1	7-E	46	ASN
1	8-A	95	ASP
1	8-A	145	ARG
1	8-A	148	LEU
1	8-A	204	SER
1	8-B	44	ASN
1	8-D	205	ASP
1	8-E	137	VAL
1	1-A	106	SER
1	1-B	104	PHE
1	1-C	73	LEU
1	1-C	115	GLN
1	1-E	14	GLY
1	1-E	27	SER
1	1-F	24	VAL
1	2-A	68	THR
1	2-A	94	HIS
1	2-B	25	GLY
1	2-B	103	PHE
1	2-D	165	SER
1	2-E	149	VAL

Continued on next page...

Continued from previous page...

Mol	Chain	Res	Type
1	2-F	25	GLY
1	3-A	164	TRP
1	3-C	148	LEU
1	3-F	69	SER
1	4-A	12	THR
1	4-A	57	VAL
1	4-C	5	ASP
1	4-D	45	GLY
1	4-E	138	GLY
1	5-A	148	LEU
1	5-B	81	ARG
1	5-B	94	HIS
1	5-C	96	ASN
1	6-A	46	ASN
1	6-A	91	LYS
1	6-A	93	PHE
1	6-A	204	SER
1	6-D	150	LEU
1	6-E	69	SER
1	6-F	12	THR
1	7-A	204	SER
1	7-C	6	GLY
1	7-C	26	SER
1	7-C	45	GLY
1	7-E	136	ASN
1	8-A	11	MSE
1	8-D	203	LEU
1	8-D	204	SER
1	8-F	49	VAL
1	8-F	73	LEU
1	8-F	150	LEU
1	1-A	182	PRO
1	1-B	103	PHE
1	2-A	115	GLN
1	2-B	102	ARG
1	2-D	98	LYS
1	2-D	134	ALA
1	2-D	189	ALA
1	3-A	177	TRP
1	3-A	203	LEU
1	3-C	67	LYS
1	3-D	2	ALA

Continued on next page...

Continued from previous page...

Mol	Chain	Res	Type
1	3-E	124	ARG
1	4-A	203	LEU
1	4-D	150	LEU
1	5-A	150	LEU
1	5-B	47	ARG
1	6-A	142	ALA
1	6-A	205	ASP
1	6-B	156	ARG
1	6-B	164	TRP
1	6-E	67	LYS
1	6-F	104	PHE
1	6-F	164	TRP
1	7-A	95	ASP
1	7-A	164	TRP
1	7-D	13	ASP
1	7-E	28	THR
1	8-A	97	LEU
1	8-A	144	ALA
1	8-D	81	ARG
1	8-D	90	PRO
1	8-E	14	GLY
1	8-F	27	SER
1	1-F	20	LYS
1	1-F	155	THR
1	2-A	194	TRP
1	2-B	164	TRP
1	3-D	137	VAL
1	3-E	149	VAL
1	4-A	93	PHE
1	4-F	154	GLY
1	5-B	137	VAL
1	5-E	21	THR
1	5-E	173	ILE
1	7-A	205	ASP
1	7-D	28	THR
1	7-D	148	LEU
1	8-A	35	SER
1	8-A	122	LEU
1	8-A	164	TRP
1	8-E	81	ARG
1	1-A	11	MSE
1	1-D	24	VAL

Continued on next page...

Continued from previous page...

Mol	Chain	Res	Type
1	2-B	148	LEU
1	2-D	21	THR
1	3-D	7	PRO
1	3-E	126	ASN
1	3-F	13	ASP
1	3-F	155	THR
1	4-A	92	PRO
1	4-F	123	LEU
1	5-A	41	SER
1	5-A	135	ILE
1	5-D	136	ASN
1	5-F	31	SER
1	6-B	81	ARG
1	6-D	15	SER
1	6-D	182	PRO
1	6-E	73	LEU
1	7-F	24	VAL
1	8-A	20	LYS
1	8-A	155	THR
1	8-E	96	ASN
1	8-E	144	ALA
1	8-F	137	VAL
1	1-F	165	SER
1	3-B	71	TRP
1	4-B	81	ARG
1	4-E	28	THR
1	4-E	205	ASP
1	4-F	200	TRP
1	8-E	155	THR
1	2-F	24	VAL
1	4-B	162	VAL
1	5-E	137	VAL
1	2-B	24	VAL
1	5-D	135	ILE
1	8-C	146	GLY
1	4-C	137	VAL
1	8-F	7	PRO
1	5-D	31	SER
1	8-C	70	GLY

5.3.2 Protein sidechains [i](#)

In the following table, the Percentiles column shows the percent sidechain outliers of the chain as a percentile score with respect to all X-ray entries followed by that with respect to entries of similar resolution.

The Analysed column shows the number of residues for which the sidechain conformation was analysed, and the total number of residues.

Mol	Chain	Analysed	Rotameric	Outliers	Percentiles	
1	1-A	173/178 (97%)	168 (97%)	5 (3%)	42	46
1	1-B	173/178 (97%)	158 (91%)	15 (9%)	10	7
1	1-C	173/178 (97%)	165 (95%)	8 (5%)	27	26
1	1-D	173/178 (97%)	165 (95%)	8 (5%)	27	26
1	1-E	173/178 (97%)	162 (94%)	11 (6%)	17	14
1	1-F	173/178 (97%)	166 (96%)	7 (4%)	31	32
1	2-A	173/178 (97%)	157 (91%)	16 (9%)	9	6
1	2-B	173/178 (97%)	157 (91%)	16 (9%)	9	6
1	2-C	173/178 (97%)	165 (95%)	8 (5%)	27	26
1	2-D	173/178 (97%)	163 (94%)	10 (6%)	20	17
1	2-E	173/178 (97%)	165 (95%)	8 (5%)	27	26
1	2-F	173/178 (97%)	168 (97%)	5 (3%)	42	46
1	3-A	173/178 (97%)	162 (94%)	11 (6%)	17	14
1	3-B	173/178 (97%)	163 (94%)	10 (6%)	20	17
1	3-C	173/178 (97%)	164 (95%)	9 (5%)	23	21
1	3-D	173/178 (97%)	163 (94%)	10 (6%)	20	17
1	3-E	173/178 (97%)	167 (96%)	6 (4%)	36	38
1	3-F	173/178 (97%)	167 (96%)	6 (4%)	36	38
1	4-A	173/178 (97%)	165 (95%)	8 (5%)	27	26
1	4-B	173/178 (97%)	163 (94%)	10 (6%)	20	17
1	4-C	173/178 (97%)	160 (92%)	13 (8%)	13	10
1	4-D	173/178 (97%)	162 (94%)	11 (6%)	17	14
1	4-E	173/178 (97%)	167 (96%)	6 (4%)	36	38
1	4-F	173/178 (97%)	159 (92%)	14 (8%)	11	8
1	5-A	173/178 (97%)	168 (97%)	5 (3%)	42	46
1	5-B	173/178 (97%)	158 (91%)	15 (9%)	10	7

Continued on next page...

Continued from previous page...

Mol	Chain	Analysed	Rotameric	Outliers	Percentiles	
1	5-C	173/178 (97%)	160 (92%)	13 (8%)	13	10
1	5-D	173/178 (97%)	165 (95%)	8 (5%)	27	26
1	5-E	173/178 (97%)	166 (96%)	7 (4%)	31	32
1	5-F	173/178 (97%)	165 (95%)	8 (5%)	27	26
1	6-A	173/178 (97%)	166 (96%)	7 (4%)	31	32
1	6-B	173/178 (97%)	161 (93%)	12 (7%)	15	12
1	6-C	173/178 (97%)	158 (91%)	15 (9%)	10	7
1	6-D	173/178 (97%)	165 (95%)	8 (5%)	27	26
1	6-E	173/178 (97%)	159 (92%)	14 (8%)	11	8
1	6-F	173/178 (97%)	164 (95%)	9 (5%)	23	21
1	7-A	173/178 (97%)	161 (93%)	12 (7%)	15	12
1	7-B	173/178 (97%)	162 (94%)	11 (6%)	17	14
1	7-C	173/178 (97%)	161 (93%)	12 (7%)	15	12
1	7-D	173/178 (97%)	159 (92%)	14 (8%)	11	8
1	7-E	173/178 (97%)	165 (95%)	8 (5%)	27	26
1	7-F	173/178 (97%)	159 (92%)	14 (8%)	11	8
1	8-A	173/178 (97%)	162 (94%)	11 (6%)	17	14
1	8-B	173/178 (97%)	155 (90%)	18 (10%)	7	4
1	8-C	173/178 (97%)	163 (94%)	10 (6%)	20	17
1	8-D	173/178 (97%)	166 (96%)	7 (4%)	31	32
1	8-E	173/178 (97%)	161 (93%)	12 (7%)	15	12
1	8-F	173/178 (97%)	160 (92%)	13 (8%)	13	10
All	All	8304/8544 (97%)	7810 (94%)	494 (6%)	19	17

All (494) residues with a non-rotameric sidechain are listed below:

Mol	Chain	Res	Type
1	1-A	72	SER
1	1-A	95	ASP
1	1-A	107	LYS
1	1-A	133	ASN
1	1-A	172	SER
1	1-B	12	THR
1	1-B	28	THR

Continued on next page...

Continued from previous page...

Mol	Chain	Res	Type
1	1-B	31	SER
1	1-B	67	LYS
1	1-B	86	PHE
1	1-B	95	ASP
1	1-B	96	ASN
1	1-B	125	GLU
1	1-B	133	ASN
1	1-B	136	ASN
1	1-B	137	VAL
1	1-B	145	ARG
1	1-B	156	ARG
1	1-B	160	HIS
1	1-B	164	TRP
1	1-C	10	LYS
1	1-C	18	GLN
1	1-C	22	ILE
1	1-C	50	ILE
1	1-C	69	SER
1	1-C	96	ASN
1	1-C	117	GLU
1	1-C	156	ARG
1	1-D	27	SER
1	1-D	47	ARG
1	1-D	75	SER
1	1-D	102	ARG
1	1-D	104	PHE
1	1-D	156	ARG
1	1-D	176	LYS
1	1-D	204	SER
1	1-E	1	SER
1	1-E	27	SER
1	1-E	44	ASN
1	1-E	66	THR
1	1-E	69	SER
1	1-E	81	ARG
1	1-E	96	ASN
1	1-E	135	ILE
1	1-E	176	LYS
1	1-E	186	LEU
1	1-E	202	GLN
1	1-F	18	GLN
1	1-F	72	SER

Continued on next page...

Continued from previous page...

Mol	Chain	Res	Type
1	1-F	92	PRO
1	1-F	133	ASN
1	1-F	137	VAL
1	1-F	155	THR
1	1-F	165	SER
1	2-A	23	ASP
1	2-A	27	SER
1	2-A	51	PHE
1	2-A	53	VAL
1	2-A	67	LYS
1	2-A	68	THR
1	2-A	76	VAL
1	2-A	83	LEU
1	2-A	88	ARG
1	2-A	95	ASP
1	2-A	98	LYS
1	2-A	104	PHE
1	2-A	117	GLU
1	2-A	133	ASN
1	2-A	157	GLU
1	2-A	174	GLU
1	2-B	4	PHE
1	2-B	12	THR
1	2-B	54	TYR
1	2-B	96	ASN
1	2-B	104	PHE
1	2-B	133	ASN
1	2-B	135	ILE
1	2-B	136	ASN
1	2-B	143	GLU
1	2-B	145	ARG
1	2-B	149	VAL
1	2-B	164	TRP
1	2-B	165	SER
1	2-B	172	SER
1	2-B	183	GLU
1	2-B	204	SER
1	2-C	10	LYS
1	2-C	104	PHE
1	2-C	124	ARG
1	2-C	133	ASN
1	2-C	151	GLU

Continued on next page...

Continued from previous page...

Mol	Chain	Res	Type
1	2-C	156	ARG
1	2-C	183	GLU
1	2-C	205	ASP
1	2-D	79	SER
1	2-D	83	LEU
1	2-D	95	ASP
1	2-D	104	PHE
1	2-D	147	THR
1	2-D	156	ARG
1	2-D	163	LEU
1	2-D	171	ASP
1	2-D	176	LYS
1	2-D	202	GLN
1	2-E	75	SER
1	2-E	87	LEU
1	2-E	96	ASN
1	2-E	104	PHE
1	2-E	137	VAL
1	2-E	166	ASP
1	2-E	172	SER
1	2-E	176	LYS
1	2-F	54	TYR
1	2-F	56	ASP
1	2-F	66	THR
1	2-F	149	VAL
1	2-F	169	GLN
1	3-A	47	ARG
1	3-A	75	SER
1	3-A	80	THR
1	3-A	91	LYS
1	3-A	95	ASP
1	3-A	104	PHE
1	3-A	133	ASN
1	3-A	135	ILE
1	3-A	137	VAL
1	3-A	178	GLU
1	3-A	183	GLU
1	3-B	24	VAL
1	3-B	66	THR
1	3-B	96	ASN
1	3-B	133	ASN
1	3-B	136	ASN

Continued on next page...

Continued from previous page...

Mol	Chain	Res	Type
1	3-B	145	ARG
1	3-B	149	VAL
1	3-B	156	ARG
1	3-B	176	LYS
1	3-B	204	SER
1	3-C	1	SER
1	3-C	10	LYS
1	3-C	22	ILE
1	3-C	67	LYS
1	3-C	96	ASN
1	3-C	149	VAL
1	3-C	156	ARG
1	3-C	183	GLU
1	3-C	205	ASP
1	3-D	10	LYS
1	3-D	27	SER
1	3-D	28	THR
1	3-D	74	SER
1	3-D	95	ASP
1	3-D	126	ASN
1	3-D	145	ARG
1	3-D	156	ARG
1	3-D	163	LEU
1	3-D	178	GLU
1	3-E	1	SER
1	3-E	90	PRO
1	3-E	99	ASP
1	3-E	137	VAL
1	3-E	169	GLN
1	3-E	176	LYS
1	3-F	66	THR
1	3-F	72	SER
1	3-F	77	LYS
1	3-F	156	ARG
1	3-F	166	ASP
1	3-F	176	LYS
1	4-A	31	SER
1	4-A	57	VAL
1	4-A	82	ASN
1	4-A	95	ASP
1	4-A	133	ASN
1	4-A	156	ARG

Continued on next page...

Continued from previous page...

Mol	Chain	Res	Type
1	4-A	171	ASP
1	4-A	172	SER
1	4-B	81	ARG
1	4-B	84	CYS
1	4-B	96	ASN
1	4-B	104	PHE
1	4-B	133	ASN
1	4-B	136	ASN
1	4-B	145	ARG
1	4-B	156	ARG
1	4-B	172	SER
1	4-B	176	LYS
1	4-C	5	ASP
1	4-C	10	LYS
1	4-C	22	ILE
1	4-C	51	PHE
1	4-C	72	SER
1	4-C	96	ASN
1	4-C	99	ASP
1	4-C	121	ASP
1	4-C	124	ARG
1	4-C	133	ASN
1	4-C	145	ARG
1	4-C	157	GLU
1	4-C	204	SER
1	4-D	30	ILE
1	4-D	56	ASP
1	4-D	69	SER
1	4-D	72	SER
1	4-D	95	ASP
1	4-D	117	GLU
1	4-D	145	ARG
1	4-D	149	VAL
1	4-D	176	LYS
1	4-D	182	PRO
1	4-D	183	GLU
1	4-E	28	THR
1	4-E	56	ASP
1	4-E	66	THR
1	4-E	96	ASN
1	4-E	136	ASN
1	4-E	137	VAL

Continued on next page...

Continued from previous page...

Mol	Chain	Res	Type
1	4-F	18	GLN
1	4-F	19	THR
1	4-F	66	THR
1	4-F	69	SER
1	4-F	83	LEU
1	4-F	84	CYS
1	4-F	92	PRO
1	4-F	93	PHE
1	4-F	104	PHE
1	4-F	109	VAL
1	4-F	118	GLU
1	4-F	124	ARG
1	4-F	155	THR
1	4-F	182	PRO
1	5-A	76	VAL
1	5-A	86	PHE
1	5-A	104	PHE
1	5-A	156	ARG
1	5-A	172	SER
1	5-B	12	THR
1	5-B	35	SER
1	5-B	51	PHE
1	5-B	92	PRO
1	5-B	95	ASP
1	5-B	96	ASN
1	5-B	104	PHE
1	5-B	131	ILE
1	5-B	136	ASN
1	5-B	140	LEU
1	5-B	145	ARG
1	5-B	156	ARG
1	5-B	166	ASP
1	5-B	176	LYS
1	5-B	178	GLU
1	5-C	10	LYS
1	5-C	19	THR
1	5-C	22	ILE
1	5-C	26	SER
1	5-C	75	SER
1	5-C	85	LEU
1	5-C	88	ARG
1	5-C	96	ASN

Continued on next page...

Continued from previous page...

Mol	Chain	Res	Type
1	5-C	104	PHE
1	5-C	133	ASN
1	5-C	137	VAL
1	5-C	156	ARG
1	5-C	178	GLU
1	5-D	22	ILE
1	5-D	31	SER
1	5-D	81	ARG
1	5-D	95	ASP
1	5-D	149	VAL
1	5-D	176	LYS
1	5-D	183	GLU
1	5-D	196	ILE
1	5-E	27	SER
1	5-E	46	ASN
1	5-E	52	ASP
1	5-E	66	THR
1	5-E	96	ASN
1	5-E	156	ARG
1	5-E	171	ASP
1	5-F	3	SER
1	5-F	26	SER
1	5-F	46	ASN
1	5-F	69	SER
1	5-F	104	PHE
1	5-F	106	SER
1	5-F	133	ASN
1	5-F	156	ARG
1	6-A	5	ASP
1	6-A	72	SER
1	6-A	91	LYS
1	6-A	133	ASN
1	6-A	136	ASN
1	6-A	156	ARG
1	6-A	178	GLU
1	6-B	7	PRO
1	6-B	31	SER
1	6-B	37	ILE
1	6-B	74	SER
1	6-B	88	ARG
1	6-B	96	ASN
1	6-B	98	LYS

Continued on next page...

Continued from previous page...

Mol	Chain	Res	Type
1	6-B	104	PHE
1	6-B	145	ARG
1	6-B	149	VAL
1	6-B	155	THR
1	6-B	176	LYS
1	6-C	10	LYS
1	6-C	19	THR
1	6-C	20	LYS
1	6-C	26	SER
1	6-C	56	ASP
1	6-C	57	VAL
1	6-C	96	ASN
1	6-C	124	ARG
1	6-C	136	ASN
1	6-C	156	ARG
1	6-C	161	ARG
1	6-C	165	SER
1	6-C	176	LYS
1	6-C	204	SER
1	6-C	205	ASP
1	6-D	27	SER
1	6-D	28	THR
1	6-D	57	VAL
1	6-D	69	SER
1	6-D	74	SER
1	6-D	126	ASN
1	6-D	137	VAL
1	6-D	176	LYS
1	6-E	27	SER
1	6-E	51	PHE
1	6-E	66	THR
1	6-E	69	SER
1	6-E	72	SER
1	6-E	73	LEU
1	6-E	75	SER
1	6-E	96	ASN
1	6-E	104	PHE
1	6-E	125	GLU
1	6-E	137	VAL
1	6-E	155	THR
1	6-E	171	ASP
1	6-E	176	LYS

Continued on next page...

Continued from previous page...

Mol	Chain	Res	Type
1	6-F	19	THR
1	6-F	23	ASP
1	6-F	31	SER
1	6-F	66	THR
1	6-F	126	ASN
1	6-F	135	ILE
1	6-F	145	ARG
1	6-F	149	VAL
1	6-F	156	ARG
1	7-A	5	ASP
1	7-A	10	LYS
1	7-A	13	ASP
1	7-A	47	ARG
1	7-A	54	TYR
1	7-A	66	THR
1	7-A	75	SER
1	7-A	76	VAL
1	7-A	104	PHE
1	7-A	156	ARG
1	7-A	172	SER
1	7-A	186	LEU
1	7-B	81	ARG
1	7-B	96	ASN
1	7-B	121	ASP
1	7-B	133	ASN
1	7-B	135	ILE
1	7-B	136	ASN
1	7-B	137	VAL
1	7-B	155	THR
1	7-B	156	ARG
1	7-B	176	LYS
1	7-B	206	GLU
1	7-C	10	LYS
1	7-C	22	ILE
1	7-C	31	SER
1	7-C	104	PHE
1	7-C	137	VAL
1	7-C	139	LYS
1	7-C	169	GLN
1	7-C	172	SER
1	7-C	199	VAL
1	7-C	201	ASP

Continued on next page...

Continued from previous page...

Mol	Chain	Res	Type
1	7-C	204	SER
1	7-C	205	ASP
1	7-D	22	ILE
1	7-D	52	ASP
1	7-D	54	TYR
1	7-D	56	ASP
1	7-D	72	SER
1	7-D	75	SER
1	7-D	82	ASN
1	7-D	117	GLU
1	7-D	126	ASN
1	7-D	137	VAL
1	7-D	140	LEU
1	7-D	156	ARG
1	7-D	172	SER
1	7-D	176	LYS
1	7-E	43	LEU
1	7-E	66	THR
1	7-E	72	SER
1	7-E	96	ASN
1	7-E	104	PHE
1	7-E	137	VAL
1	7-E	156	ARG
1	7-E	172	SER
1	7-F	18	GLN
1	7-F	19	THR
1	7-F	66	THR
1	7-F	69	SER
1	7-F	83	LEU
1	7-F	89	LEU
1	7-F	104	PHE
1	7-F	133	ASN
1	7-F	135	ILE
1	7-F	166	ASP
1	7-F	171	ASP
1	7-F	172	SER
1	7-F	192	GLU
1	7-F	204	SER
1	8-A	35	SER
1	8-A	59	PHE
1	8-A	95	ASP
1	8-A	104	PHE

Continued on next page...

Continued from previous page...

Mol	Chain	Res	Type
1	8-A	116	ILE
1	8-A	129	LEU
1	8-A	133	ASN
1	8-A	156	ARG
1	8-A	161	ARG
1	8-A	165	SER
1	8-A	186	LEU
1	8-B	12	THR
1	8-B	18	GLN
1	8-B	19	THR
1	8-B	23	ASP
1	8-B	32	PRO
1	8-B	44	ASN
1	8-B	54	TYR
1	8-B	66	THR
1	8-B	75	SER
1	8-B	77	LYS
1	8-B	81	ARG
1	8-B	89	LEU
1	8-B	96	ASN
1	8-B	135	ILE
1	8-B	136	ASN
1	8-B	149	VAL
1	8-B	176	LYS
1	8-B	204	SER
1	8-C	10	LYS
1	8-C	13	ASP
1	8-C	22	ILE
1	8-C	59	PHE
1	8-C	81	ARG
1	8-C	96	ASN
1	8-C	98	LYS
1	8-C	133	ASN
1	8-C	137	VAL
1	8-C	145	ARG
1	8-D	3	SER
1	8-D	22	ILE
1	8-D	137	VAL
1	8-D	149	VAL
1	8-D	176	LYS
1	8-D	178	GLU
1	8-D	202	GLN

Continued on next page...

Continued from previous page...

Mol	Chain	Res	Type
1	8-E	19	THR
1	8-E	27	SER
1	8-E	46	ASN
1	8-E	56	ASP
1	8-E	66	THR
1	8-E	67	LYS
1	8-E	74	SER
1	8-E	96	ASN
1	8-E	104	PHE
1	8-E	155	THR
1	8-E	176	LYS
1	8-E	186	LEU
1	8-F	3	SER
1	8-F	23	ASP
1	8-F	27	SER
1	8-F	52	ASP
1	8-F	56	ASP
1	8-F	69	SER
1	8-F	104	PHE
1	8-F	135	ILE
1	8-F	137	VAL
1	8-F	149	VAL
1	8-F	157	GLU
1	8-F	166	ASP
1	8-F	204	SER

Sometimes sidechains can be flipped to improve hydrogen bonding and reduce clashes. All (191) such sidechains are listed below:

Mol	Chain	Res	Type
1	1-A	46	ASN
1	1-A	94	HIS
1	1-A	133	ASN
1	1-B	46	ASN
1	1-B	94	HIS
1	1-B	96	ASN
1	1-B	136	ASN
1	1-B	160	HIS
1	1-C	96	ASN
1	1-C	133	ASN
1	1-C	169	GLN
1	1-C	185	GLN
1	1-C	198	ASN

Continued on next page...

Continued from previous page...

Mol	Chain	Res	Type
1	1-D	44	ASN
1	1-D	46	ASN
1	1-D	133	ASN
1	1-D	185	GLN
1	1-D	202	GLN
1	1-E	96	ASN
1	1-E	169	GLN
1	1-E	198	ASN
1	1-F	18	GLN
1	1-F	44	ASN
1	1-F	46	ASN
1	1-F	82	ASN
1	1-F	202	GLN
1	2-A	18	GLN
1	2-A	46	ASN
1	2-A	133	ASN
1	2-A	136	ASN
1	2-B	96	ASN
1	2-B	133	ASN
1	2-B	136	ASN
1	2-C	46	ASN
1	2-C	82	ASN
1	2-C	94	HIS
1	2-C	96	ASN
1	2-C	115	GLN
1	2-C	133	ASN
1	2-C	169	GLN
1	2-D	46	ASN
1	2-D	94	HIS
1	2-D	126	ASN
1	2-D	133	ASN
1	2-D	198	ASN
1	2-E	46	ASN
1	2-E	94	HIS
1	2-E	96	ASN
1	2-E	160	HIS
1	2-E	169	GLN
1	2-E	185	GLN
1	2-E	198	ASN
1	2-F	133	ASN
1	2-F	169	GLN
1	2-F	202	GLN

Continued on next page...

Continued from previous page...

Mol	Chain	Res	Type
1	3-A	46	ASN
1	3-A	126	ASN
1	3-A	133	ASN
1	3-B	46	ASN
1	3-B	82	ASN
1	3-B	96	ASN
1	3-B	133	ASN
1	3-B	136	ASN
1	3-B	160	HIS
1	3-C	46	ASN
1	3-C	96	ASN
1	3-C	126	ASN
1	3-C	169	GLN
1	3-D	126	ASN
1	3-D	160	HIS
1	3-D	185	GLN
1	3-D	198	ASN
1	3-E	46	ASN
1	3-E	96	ASN
1	3-E	169	GLN
1	3-E	198	ASN
1	3-F	94	HIS
1	3-F	202	GLN
1	4-A	46	ASN
1	4-A	126	ASN
1	4-A	133	ASN
1	4-B	46	ASN
1	4-B	94	HIS
1	4-B	96	ASN
1	4-B	136	ASN
1	4-B	160	HIS
1	4-C	46	ASN
1	4-C	96	ASN
1	4-C	133	ASN
1	4-C	169	GLN
1	4-C	185	GLN
1	4-C	198	ASN
1	4-D	46	ASN
1	4-D	126	ASN
1	4-D	198	ASN
1	4-E	46	ASN
1	4-E	94	HIS

Continued on next page...

Continued from previous page...

Mol	Chain	Res	Type
1	4-E	96	ASN
1	4-E	160	HIS
1	4-E	169	GLN
1	4-E	198	ASN
1	4-F	18	GLN
1	4-F	44	ASN
1	4-F	46	ASN
1	4-F	94	HIS
1	4-F	133	ASN
1	4-F	198	ASN
1	4-F	202	GLN
1	5-A	46	ASN
1	5-A	133	ASN
1	5-B	96	ASN
1	5-B	136	ASN
1	5-C	94	HIS
1	5-C	96	ASN
1	5-C	169	GLN
1	5-D	46	ASN
1	5-D	126	ASN
1	5-D	133	ASN
1	5-D	198	ASN
1	5-E	18	GLN
1	5-E	96	ASN
1	5-E	169	GLN
1	5-E	198	ASN
1	5-E	202	GLN
1	5-F	126	ASN
1	5-F	133	ASN
1	6-A	94	HIS
1	6-A	133	ASN
1	6-A	136	ASN
1	6-A	169	GLN
1	6-B	18	GLN
1	6-B	96	ASN
1	6-B	133	ASN
1	6-B	136	ASN
1	6-C	46	ASN
1	6-C	96	ASN
1	6-C	133	ASN
1	6-C	136	ASN
1	6-C	169	GLN

Continued on next page...

Continued from previous page...

Mol	Chain	Res	Type
1	6-D	46	ASN
1	6-D	126	ASN
1	6-D	198	ASN
1	6-D	202	GLN
1	6-E	96	ASN
1	6-E	169	GLN
1	6-F	44	ASN
1	6-F	46	ASN
1	6-F	94	HIS
1	6-F	133	ASN
1	7-A	133	ASN
1	7-A	169	GLN
1	7-A	185	GLN
1	7-B	44	ASN
1	7-B	46	ASN
1	7-B	82	ASN
1	7-B	96	ASN
1	7-B	133	ASN
1	7-B	136	ASN
1	7-B	185	GLN
1	7-C	46	ASN
1	7-C	169	GLN
1	7-C	198	ASN
1	7-D	46	ASN
1	7-D	82	ASN
1	7-D	126	ASN
1	7-D	202	GLN
1	7-E	96	ASN
1	7-E	115	GLN
1	7-E	169	GLN
1	7-F	133	ASN
1	7-F	198	ASN
1	8-A	18	GLN
1	8-A	46	ASN
1	8-A	133	ASN
1	8-B	46	ASN
1	8-B	96	ASN
1	8-B	136	ASN
1	8-B	160	HIS
1	8-C	46	ASN
1	8-C	94	HIS
1	8-C	96	ASN

Continued on next page...

Continued from previous page...

Mol	Chain	Res	Type
1	8-C	169	GLN
1	8-D	46	ASN
1	8-D	126	ASN
1	8-E	82	ASN
1	8-E	96	ASN
1	8-E	169	GLN
1	8-E	198	ASN
1	8-F	44	ASN
1	8-F	133	ASN
1	8-F	202	GLN

5.3.3 RNA [i](#)

There are no RNA molecules in this entry.

5.4 Non-standard residues in protein, DNA, RNA chains [i](#)

There are no non-standard protein/DNA/RNA residues in this entry.

5.5 Carbohydrates [i](#)

There are no monosaccharides in this entry.

5.6 Ligand geometry [i](#)

There are no ligands in this entry.

5.7 Other polymers [i](#)

There are no such residues in this entry.

5.8 Polymer linkage issues [i](#)

There are no chain breaks in this entry.

6 Fit of model and data [i](#)

6.1 Protein, DNA and RNA chains [i](#)

In the following table, the column labelled ‘#RSRZ > 2’ contains the number (and percentage) of RSRZ outliers, followed by percent RSRZ outliers for the chain as percentile scores relative to all X-ray entries and entries of similar resolution. The OWAB column contains the minimum, median, 95th percentile and maximum values of the occupancy-weighted average B-factor per residue. The column labelled ‘Q < 0.9’ lists the number of (and percentage) of residues with an average occupancy less than 0.9.

Mol	Chain	Analysed	<RSRZ>	#RSRZ>2	OWAB(Å ²)	Q<0.9
1	1-A	199/206 (96%)	0.21	19 (9%) 8 10	8, 20, 39, 73	199 (100%)
1	1-B	199/206 (96%)	0.32	12 (6%) 21 27	9, 19, 41, 64	199 (100%)
1	1-C	199/206 (96%)	0.19	10 (5%) 28 34	10, 20, 41, 67	199 (100%)
1	1-D	199/206 (96%)	0.15	9 (4%) 33 38	10, 23, 42, 58	199 (100%)
1	1-E	199/206 (96%)	0.31	13 (6%) 18 23	12, 25, 43, 63	199 (100%)
1	1-F	199/206 (96%)	0.17	11 (5%) 25 31	12, 23, 44, 57	199 (100%)
1	2-A	199/206 (96%)	0.21	19 (9%) 8 10	8, 20, 39, 73	199 (100%)
1	2-B	199/206 (96%)	0.32	12 (6%) 21 27	9, 19, 41, 64	199 (100%)
1	2-C	199/206 (96%)	0.19	10 (5%) 28 34	10, 20, 41, 67	199 (100%)
1	2-D	199/206 (96%)	0.15	9 (4%) 33 38	10, 23, 42, 58	199 (100%)
1	2-E	199/206 (96%)	0.31	13 (6%) 18 23	12, 25, 43, 63	199 (100%)
1	2-F	199/206 (96%)	0.17	11 (5%) 25 31	12, 23, 44, 57	199 (100%)
1	3-A	199/206 (96%)	0.21	19 (9%) 8 10	8, 20, 39, 73	199 (100%)
1	3-B	199/206 (96%)	0.32	12 (6%) 21 27	9, 19, 41, 64	199 (100%)
1	3-C	199/206 (96%)	0.19	10 (5%) 28 34	10, 20, 41, 67	199 (100%)
1	3-D	199/206 (96%)	0.15	9 (4%) 33 38	10, 23, 42, 58	199 (100%)
1	3-E	199/206 (96%)	0.31	13 (6%) 18 23	12, 25, 43, 63	199 (100%)
1	3-F	199/206 (96%)	0.17	11 (5%) 25 31	12, 23, 44, 57	199 (100%)
1	4-A	199/206 (96%)	0.21	19 (9%) 8 10	8, 20, 39, 73	199 (100%)
1	4-B	199/206 (96%)	0.32	12 (6%) 21 27	9, 19, 41, 64	199 (100%)
1	4-C	199/206 (96%)	0.19	10 (5%) 28 34	10, 20, 41, 67	199 (100%)
1	4-D	199/206 (96%)	0.15	9 (4%) 33 38	10, 23, 42, 58	199 (100%)
1	4-E	199/206 (96%)	0.31	13 (6%) 18 23	12, 25, 43, 63	199 (100%)
1	4-F	199/206 (96%)	0.17	11 (5%) 25 31	12, 23, 44, 57	199 (100%)

Continued on next page...

Continued from previous page...

Mol	Chain	Analysed	<RSRZ>	#RSRZ>2	OWAB(Å ²)	Q<0.9
1	5-A	199/206 (96%)	0.21	19 (9%) 8 10	8, 20, 39, 73	199 (100%)
1	5-B	199/206 (96%)	0.32	12 (6%) 21 27	9, 19, 41, 64	199 (100%)
1	5-C	199/206 (96%)	0.19	10 (5%) 28 34	10, 20, 41, 67	199 (100%)
1	5-D	199/206 (96%)	0.15	9 (4%) 33 38	10, 23, 42, 58	199 (100%)
1	5-E	199/206 (96%)	0.31	13 (6%) 18 23	12, 25, 43, 63	199 (100%)
1	5-F	199/206 (96%)	0.17	11 (5%) 25 31	12, 23, 44, 57	199 (100%)
1	6-A	199/206 (96%)	0.21	19 (9%) 8 10	8, 20, 39, 73	199 (100%)
1	6-B	199/206 (96%)	0.32	12 (6%) 21 27	9, 19, 41, 64	199 (100%)
1	6-C	199/206 (96%)	0.19	10 (5%) 28 34	10, 20, 41, 67	199 (100%)
1	6-D	199/206 (96%)	0.15	9 (4%) 33 38	10, 23, 42, 58	199 (100%)
1	6-E	199/206 (96%)	0.31	13 (6%) 18 23	12, 25, 43, 63	199 (100%)
1	6-F	199/206 (96%)	0.17	11 (5%) 25 31	12, 23, 44, 57	199 (100%)
1	7-A	199/206 (96%)	0.21	19 (9%) 8 10	8, 20, 39, 73	199 (100%)
1	7-B	199/206 (96%)	0.32	12 (6%) 21 27	9, 19, 41, 64	199 (100%)
1	7-C	199/206 (96%)	0.19	10 (5%) 28 34	10, 20, 41, 67	199 (100%)
1	7-D	199/206 (96%)	0.15	9 (4%) 33 38	10, 23, 42, 58	199 (100%)
1	7-E	199/206 (96%)	0.31	13 (6%) 18 23	12, 25, 43, 63	199 (100%)
1	7-F	199/206 (96%)	0.17	11 (5%) 25 31	12, 23, 44, 57	199 (100%)
1	8-A	199/206 (96%)	0.21	19 (9%) 8 10	8, 20, 39, 73	199 (100%)
1	8-B	199/206 (96%)	0.32	12 (6%) 21 27	9, 19, 41, 64	199 (100%)
1	8-C	199/206 (96%)	0.19	10 (5%) 28 34	10, 20, 41, 67	199 (100%)
1	8-D	199/206 (96%)	0.15	9 (4%) 33 38	10, 23, 42, 58	199 (100%)
1	8-E	199/206 (96%)	0.31	13 (6%) 18 23	12, 25, 43, 63	199 (100%)
1	8-F	199/206 (96%)	0.17	11 (5%) 25 31	12, 23, 44, 57	199 (100%)
All	All	9552/9888 (96%)	0.22	592 (6%) 20 25	8, 22, 42, 73	9552 (100%)

All (592) RSRZ outliers are listed below:

Mol	Chain	Res	Type	RSRZ
1	1-C	59	PHE	12.9
1	2-C	59	PHE	12.9
1	3-C	59	PHE	12.9
1	4-C	59	PHE	12.9
1	5-C	59	PHE	12.9

Continued on next page...

Continued from previous page...

Mol	Chain	Res	Type	RSRZ
1	6-C	59	PHE	12.9
1	7-C	59	PHE	12.9
1	8-C	59	PHE	12.9
1	1-E	1	SER	12.5
1	2-E	1	SER	12.5
1	3-E	1	SER	12.5
1	4-E	1	SER	12.5
1	5-E	1	SER	12.5
1	6-E	1	SER	12.5
1	7-E	1	SER	12.5
1	8-E	1	SER	12.5
1	1-B	14	GLY	9.3
1	2-B	14	GLY	9.3
1	3-B	14	GLY	9.3
1	4-B	14	GLY	9.3
1	5-B	14	GLY	9.3
1	6-B	14	GLY	9.3
1	7-B	14	GLY	9.3
1	8-B	14	GLY	9.3
1	1-B	59	PHE	8.0
1	2-B	59	PHE	8.0
1	3-B	59	PHE	8.0
1	4-B	59	PHE	8.0
1	5-B	59	PHE	8.0
1	6-B	59	PHE	8.0
1	7-B	59	PHE	8.0
1	8-B	59	PHE	8.0
1	1-D	1	SER	6.9
1	2-D	1	SER	6.9
1	3-D	1	SER	6.9
1	4-D	1	SER	6.9
1	5-D	1	SER	6.9
1	6-D	1	SER	6.9
1	7-D	1	SER	6.9
1	8-D	1	SER	6.9
1	1-B	164	TRP	6.1
1	2-B	164	TRP	6.1
1	3-B	164	TRP	6.1
1	4-B	164	TRP	6.1
1	5-B	164	TRP	6.1
1	6-B	164	TRP	6.1
1	7-B	164	TRP	6.1

Continued on next page...

Continued from previous page...

Mol	Chain	Res	Type	RSRZ
1	8-B	164	TRP	6.1
1	1-B	16	TYR	5.2
1	2-B	16	TYR	5.2
1	3-B	16	TYR	5.2
1	4-B	16	TYR	5.2
1	5-B	16	TYR	5.2
1	6-B	16	TYR	5.2
1	7-B	16	TYR	5.2
1	8-B	16	TYR	5.2
1	1-A	206	GLU	5.2
1	2-A	206	GLU	5.2
1	3-A	206	GLU	5.2
1	4-A	206	GLU	5.2
1	5-A	206	GLU	5.2
1	6-A	206	GLU	5.2
1	7-A	206	GLU	5.2
1	8-A	206	GLU	5.2
1	1-D	59	PHE	4.6
1	2-D	59	PHE	4.6
1	3-D	59	PHE	4.6
1	4-D	59	PHE	4.6
1	5-D	59	PHE	4.6
1	6-D	59	PHE	4.6
1	7-D	59	PHE	4.6
1	8-D	59	PHE	4.6
1	1-E	27	SER	4.4
1	2-E	27	SER	4.4
1	3-E	27	SER	4.4
1	4-E	27	SER	4.4
1	5-E	27	SER	4.4
1	6-E	27	SER	4.4
1	7-E	27	SER	4.4
1	8-E	27	SER	4.4
1	1-C	206	GLU	4.3
1	2-C	206	GLU	4.3
1	3-C	206	GLU	4.3
1	4-C	206	GLU	4.3
1	5-C	206	GLU	4.3
1	6-C	206	GLU	4.3
1	7-C	206	GLU	4.3
1	8-C	206	GLU	4.3
1	1-A	94	HIS	4.3

Continued on next page...

Continued from previous page...

Mol	Chain	Res	Type	RSRZ
1	2-A	94	HIS	4.3
1	3-A	94	HIS	4.3
1	4-A	94	HIS	4.3
1	5-A	94	HIS	4.3
1	6-A	94	HIS	4.3
1	7-A	94	HIS	4.3
1	8-A	94	HIS	4.3
1	1-A	27	SER	4.2
1	2-A	27	SER	4.2
1	3-A	27	SER	4.2
1	4-A	27	SER	4.2
1	5-A	27	SER	4.2
1	6-A	27	SER	4.2
1	7-A	27	SER	4.2
1	8-A	27	SER	4.2
1	1-E	5	ASP	4.1
1	2-E	5	ASP	4.1
1	3-E	5	ASP	4.1
1	4-E	5	ASP	4.1
1	5-E	5	ASP	4.1
1	6-E	5	ASP	4.1
1	7-E	5	ASP	4.1
1	8-E	5	ASP	4.1
1	1-D	12	THR	3.8
1	2-D	12	THR	3.8
1	3-D	12	THR	3.8
1	4-D	12	THR	3.8
1	5-D	12	THR	3.8
1	6-D	12	THR	3.8
1	7-D	12	THR	3.8
1	8-D	12	THR	3.8
1	1-A	205	ASP	3.8
1	2-A	205	ASP	3.8
1	3-A	205	ASP	3.8
1	4-A	205	ASP	3.8
1	5-A	205	ASP	3.8
1	6-A	205	ASP	3.8
1	7-A	205	ASP	3.8
1	8-A	205	ASP	3.8
1	1-D	94	HIS	3.7
1	2-D	94	HIS	3.7
1	3-D	94	HIS	3.7

Continued on next page...

Continued from previous page...

Mol	Chain	Res	Type	RSRZ
1	4-D	94	HIS	3.7
1	5-D	94	HIS	3.7
1	6-D	94	HIS	3.7
1	7-D	94	HIS	3.7
1	8-D	94	HIS	3.7
1	1-A	26	SER	3.7
1	2-A	26	SER	3.7
1	3-A	26	SER	3.7
1	4-A	26	SER	3.7
1	5-A	26	SER	3.7
1	6-A	26	SER	3.7
1	7-A	26	SER	3.7
1	8-A	26	SER	3.7
1	1-A	91	LYS	3.6
1	2-A	91	LYS	3.6
1	3-A	91	LYS	3.6
1	4-A	91	LYS	3.6
1	5-A	91	LYS	3.6
1	6-A	91	LYS	3.6
1	7-A	91	LYS	3.6
1	8-A	91	LYS	3.6
1	1-B	69	SER	3.6
1	2-B	69	SER	3.6
1	3-B	69	SER	3.6
1	4-B	69	SER	3.6
1	5-B	69	SER	3.6
1	6-B	69	SER	3.6
1	7-B	69	SER	3.6
1	8-B	69	SER	3.6
1	1-F	146	GLY	3.6
1	2-F	146	GLY	3.6
1	3-F	146	GLY	3.6
1	4-F	146	GLY	3.6
1	5-F	146	GLY	3.6
1	6-F	146	GLY	3.6
1	7-F	146	GLY	3.6
1	8-F	146	GLY	3.6
1	1-E	2	ALA	3.6
1	2-E	2	ALA	3.6
1	3-E	2	ALA	3.6
1	4-E	2	ALA	3.6
1	5-E	2	ALA	3.6

Continued on next page...

Continued from previous page...

Mol	Chain	Res	Type	RSRZ
1	6-E	2	ALA	3.6
1	7-E	2	ALA	3.6
1	8-E	2	ALA	3.6
1	1-D	14	GLY	3.5
1	2-D	14	GLY	3.5
1	3-D	14	GLY	3.5
1	4-D	14	GLY	3.5
1	5-D	14	GLY	3.5
1	6-D	14	GLY	3.5
1	7-D	14	GLY	3.5
1	8-D	14	GLY	3.5
1	1-E	66	THR	3.5
1	2-E	66	THR	3.5
1	3-E	66	THR	3.5
1	4-E	66	THR	3.5
1	5-E	66	THR	3.5
1	6-E	66	THR	3.5
1	7-E	66	THR	3.5
1	8-E	66	THR	3.5
1	1-F	66	THR	3.4
1	2-F	66	THR	3.4
1	3-F	66	THR	3.4
1	4-F	66	THR	3.4
1	5-F	66	THR	3.4
1	6-F	66	THR	3.4
1	7-F	66	THR	3.4
1	8-F	66	THR	3.4
1	1-C	66	THR	3.4
1	2-C	66	THR	3.4
1	3-C	66	THR	3.4
1	4-C	66	THR	3.4
1	5-C	66	THR	3.4
1	6-C	66	THR	3.4
1	7-C	66	THR	3.4
1	8-C	66	THR	3.4
1	1-B	181	GLY	3.2
1	2-B	181	GLY	3.2
1	3-B	181	GLY	3.2
1	4-B	181	GLY	3.2
1	5-B	181	GLY	3.2
1	6-B	181	GLY	3.2
1	7-B	181	GLY	3.2

Continued on next page...

Continued from previous page...

Mol	Chain	Res	Type	RSRZ
1	8-B	181	GLY	3.2
1	1-C	16	TYR	3.2
1	2-C	16	TYR	3.2
1	3-C	16	TYR	3.2
1	4-C	16	TYR	3.2
1	5-C	16	TYR	3.2
1	6-C	16	TYR	3.2
1	7-C	16	TYR	3.2
1	8-C	16	TYR	3.2
1	1-A	7	PRO	3.2
1	2-A	7	PRO	3.2
1	3-A	7	PRO	3.2
1	4-A	7	PRO	3.2
1	5-A	7	PRO	3.2
1	6-A	7	PRO	3.2
1	7-A	7	PRO	3.2
1	8-A	7	PRO	3.2
1	1-B	165	SER	3.2
1	2-B	165	SER	3.2
1	3-B	165	SER	3.2
1	4-B	165	SER	3.2
1	5-B	165	SER	3.2
1	6-B	165	SER	3.2
1	7-B	165	SER	3.2
1	8-B	165	SER	3.2
1	1-A	28	THR	3.1
1	2-A	28	THR	3.1
1	3-A	28	THR	3.1
1	4-A	28	THR	3.1
1	5-A	28	THR	3.1
1	6-A	28	THR	3.1
1	7-A	28	THR	3.1
1	8-A	28	THR	3.1
1	1-C	146	GLY	3.1
1	2-C	146	GLY	3.1
1	3-C	146	GLY	3.1
1	4-C	146	GLY	3.1
1	5-C	146	GLY	3.1
1	6-C	146	GLY	3.1
1	7-C	146	GLY	3.1
1	8-C	146	GLY	3.1
1	1-E	25	GLY	3.0

Continued on next page...

Continued from previous page...

Mol	Chain	Res	Type	RSRZ
1	2-E	25	GLY	3.0
1	3-E	25	GLY	3.0
1	4-E	25	GLY	3.0
1	5-E	25	GLY	3.0
1	6-E	25	GLY	3.0
1	7-E	25	GLY	3.0
1	8-E	25	GLY	3.0
1	1-F	179	LYS	3.0
1	2-F	179	LYS	3.0
1	3-F	179	LYS	3.0
1	4-F	179	LYS	3.0
1	5-F	179	LYS	3.0
1	6-F	179	LYS	3.0
1	7-F	179	LYS	3.0
1	8-F	179	LYS	3.0
1	1-C	186	LEU	2.9
1	2-C	186	LEU	2.9
1	3-C	186	LEU	2.9
1	4-C	186	LEU	2.9
1	5-C	186	LEU	2.9
1	6-C	186	LEU	2.9
1	7-C	186	LEU	2.9
1	8-C	186	LEU	2.9
1	1-A	1	SER	2.9
1	2-A	1	SER	2.9
1	3-A	1	SER	2.9
1	4-A	1	SER	2.9
1	5-A	1	SER	2.9
1	6-A	1	SER	2.9
1	7-A	1	SER	2.9
1	8-A	1	SER	2.9
1	1-B	180	ALA	2.9
1	2-B	180	ALA	2.9
1	3-B	180	ALA	2.9
1	4-B	180	ALA	2.9
1	5-B	180	ALA	2.9
1	6-B	180	ALA	2.9
1	7-B	180	ALA	2.9
1	8-B	180	ALA	2.9
1	1-A	59	PHE	2.8
1	2-A	59	PHE	2.8
1	3-A	59	PHE	2.8

Continued on next page...

Continued from previous page...

Mol	Chain	Res	Type	RSRZ
1	4-A	59	PHE	2.8
1	5-A	59	PHE	2.8
1	6-A	59	PHE	2.8
1	7-A	59	PHE	2.8
1	8-A	59	PHE	2.8
1	1-D	66	THR	2.7
1	2-D	66	THR	2.7
1	3-D	66	THR	2.7
1	4-D	66	THR	2.7
1	5-D	66	THR	2.7
1	6-D	66	THR	2.7
1	7-D	66	THR	2.7
1	8-D	66	THR	2.7
1	1-E	14	GLY	2.7
1	2-E	14	GLY	2.7
1	3-E	14	GLY	2.7
1	4-E	14	GLY	2.7
1	5-E	14	GLY	2.7
1	6-E	14	GLY	2.7
1	7-E	14	GLY	2.7
1	8-E	14	GLY	2.7
1	1-E	94	HIS	2.7
1	2-E	94	HIS	2.7
1	3-E	94	HIS	2.7
1	4-E	94	HIS	2.7
1	5-E	94	HIS	2.7
1	6-E	94	HIS	2.7
1	7-E	94	HIS	2.7
1	8-E	94	HIS	2.7
1	1-A	58	GLY	2.7
1	2-A	58	GLY	2.7
1	3-A	58	GLY	2.7
1	4-A	58	GLY	2.7
1	5-A	58	GLY	2.7
1	6-A	58	GLY	2.7
1	7-A	58	GLY	2.7
1	8-A	58	GLY	2.7
1	1-C	1	SER	2.6
1	2-C	1	SER	2.6
1	3-C	1	SER	2.6
1	4-C	1	SER	2.6
1	5-C	1	SER	2.6

Continued on next page...

Continued from previous page...

Mol	Chain	Res	Type	RSRZ
1	6-C	1	SER	2.6
1	7-C	1	SER	2.6
1	8-C	1	SER	2.6
1	1-F	7	PRO	2.6
1	2-F	7	PRO	2.6
1	3-F	7	PRO	2.6
1	4-F	7	PRO	2.6
1	5-F	7	PRO	2.6
1	6-F	7	PRO	2.6
1	7-F	7	PRO	2.6
1	8-F	7	PRO	2.6
1	1-A	6	GLY	2.5
1	2-A	6	GLY	2.5
1	3-A	6	GLY	2.5
1	4-A	6	GLY	2.5
1	5-A	6	GLY	2.5
1	6-A	6	GLY	2.5
1	7-A	6	GLY	2.5
1	8-A	6	GLY	2.5
1	1-F	164	TRP	2.5
1	2-F	164	TRP	2.5
1	3-F	164	TRP	2.5
1	4-F	164	TRP	2.5
1	5-F	164	TRP	2.5
1	6-F	164	TRP	2.5
1	7-F	164	TRP	2.5
1	8-F	164	TRP	2.5
1	1-D	2	ALA	2.5
1	2-D	2	ALA	2.5
1	3-D	2	ALA	2.5
1	4-D	2	ALA	2.5
1	5-D	2	ALA	2.5
1	6-D	2	ALA	2.5
1	7-D	2	ALA	2.5
1	8-D	2	ALA	2.5
1	1-B	15	SER	2.4
1	2-B	15	SER	2.4
1	3-B	15	SER	2.4
1	4-B	15	SER	2.4
1	5-B	15	SER	2.4
1	6-B	15	SER	2.4
1	7-B	15	SER	2.4

Continued on next page...

Continued from previous page...

Mol	Chain	Res	Type	RSRZ
1	8-B	15	SER	2.4
1	1-A	181	GLY	2.4
1	2-A	181	GLY	2.4
1	3-A	181	GLY	2.4
1	4-A	181	GLY	2.4
1	5-A	181	GLY	2.4
1	6-A	181	GLY	2.4
1	7-A	181	GLY	2.4
1	8-A	181	GLY	2.4
1	1-C	183	GLU	2.4
1	2-C	183	GLU	2.4
1	3-C	183	GLU	2.4
1	4-C	183	GLU	2.4
1	5-C	183	GLU	2.4
1	6-C	183	GLU	2.4
1	7-C	183	GLU	2.4
1	8-C	183	GLU	2.4
1	1-D	95	ASP	2.4
1	2-D	95	ASP	2.4
1	3-D	95	ASP	2.4
1	4-D	95	ASP	2.4
1	5-D	95	ASP	2.4
1	6-D	95	ASP	2.4
1	7-D	95	ASP	2.4
1	8-D	95	ASP	2.4
1	1-F	180	ALA	2.4
1	2-F	180	ALA	2.4
1	3-F	180	ALA	2.4
1	4-F	180	ALA	2.4
1	5-F	180	ALA	2.4
1	6-F	180	ALA	2.4
1	7-F	180	ALA	2.4
1	8-F	180	ALA	2.4
1	1-B	66	THR	2.4
1	2-B	66	THR	2.4
1	3-B	66	THR	2.4
1	4-B	66	THR	2.4
1	5-B	66	THR	2.4
1	6-B	66	THR	2.4
1	7-B	66	THR	2.4
1	8-B	66	THR	2.4
1	1-F	144	ALA	2.4

Continued on next page...

Continued from previous page...

Mol	Chain	Res	Type	RSRZ
1	2-F	144	ALA	2.4
1	3-F	144	ALA	2.4
1	4-F	144	ALA	2.4
1	5-F	144	ALA	2.4
1	6-F	144	ALA	2.4
1	7-F	144	ALA	2.4
1	8-F	144	ALA	2.4
1	1-F	16	TYR	2.4
1	2-F	16	TYR	2.4
1	3-F	16	TYR	2.4
1	4-F	16	TYR	2.4
1	5-F	16	TYR	2.4
1	6-F	16	TYR	2.4
1	7-F	16	TYR	2.4
1	8-F	16	TYR	2.4
1	1-B	146	GLY	2.3
1	2-B	146	GLY	2.3
1	3-B	146	GLY	2.3
1	4-B	146	GLY	2.3
1	5-B	146	GLY	2.3
1	6-B	146	GLY	2.3
1	7-B	146	GLY	2.3
1	8-B	146	GLY	2.3
1	1-C	182	PRO	2.3
1	2-C	182	PRO	2.3
1	3-C	182	PRO	2.3
1	4-C	182	PRO	2.3
1	5-C	182	PRO	2.3
1	6-C	182	PRO	2.3
1	7-C	182	PRO	2.3
1	8-C	182	PRO	2.3
1	1-E	16	TYR	2.3
1	2-E	16	TYR	2.3
1	3-E	16	TYR	2.3
1	4-E	16	TYR	2.3
1	5-E	16	TYR	2.3
1	6-E	16	TYR	2.3
1	7-E	16	TYR	2.3
1	8-E	16	TYR	2.3
1	1-E	180	ALA	2.3
1	2-E	180	ALA	2.3
1	3-E	180	ALA	2.3

Continued on next page...

Continued from previous page...

Mol	Chain	Res	Type	RSRZ
1	4-E	180	ALA	2.3
1	5-E	180	ALA	2.3
1	6-E	180	ALA	2.3
1	7-E	180	ALA	2.3
1	8-E	180	ALA	2.3
1	1-B	179	LYS	2.3
1	2-B	179	LYS	2.3
1	3-B	179	LYS	2.3
1	4-B	179	LYS	2.3
1	5-B	179	LYS	2.3
1	6-B	179	LYS	2.3
1	7-B	179	LYS	2.3
1	8-B	179	LYS	2.3
1	1-C	94	HIS	2.3
1	2-C	94	HIS	2.3
1	3-C	94	HIS	2.3
1	4-C	94	HIS	2.3
1	5-C	94	HIS	2.3
1	6-C	94	HIS	2.3
1	7-C	94	HIS	2.3
1	8-C	94	HIS	2.3
1	1-A	66	THR	2.2
1	2-A	66	THR	2.2
1	3-A	66	THR	2.2
1	4-A	66	THR	2.2
1	5-A	66	THR	2.2
1	6-A	66	THR	2.2
1	7-A	66	THR	2.2
1	8-A	66	THR	2.2
1	1-A	23	ASP	2.2
1	2-A	23	ASP	2.2
1	3-A	23	ASP	2.2
1	4-A	23	ASP	2.2
1	5-A	23	ASP	2.2
1	6-A	23	ASP	2.2
1	7-A	23	ASP	2.2
1	8-A	23	ASP	2.2
1	1-A	16	TYR	2.2
1	2-A	16	TYR	2.2
1	3-A	16	TYR	2.2
1	4-A	16	TYR	2.2
1	5-A	16	TYR	2.2

Continued on next page...

Continued from previous page...

Mol	Chain	Res	Type	RSRZ
1	6-A	16	TYR	2.2
1	7-A	16	TYR	2.2
1	8-A	16	TYR	2.2
1	1-A	204	SER	2.2
1	2-A	204	SER	2.2
1	3-A	204	SER	2.2
1	4-A	204	SER	2.2
1	5-A	204	SER	2.2
1	6-A	204	SER	2.2
1	7-A	204	SER	2.2
1	8-A	204	SER	2.2
1	1-F	13	ASP	2.2
1	2-F	13	ASP	2.2
1	3-F	13	ASP	2.2
1	4-F	13	ASP	2.2
1	5-F	13	ASP	2.2
1	6-F	13	ASP	2.2
1	7-F	13	ASP	2.2
1	8-F	13	ASP	2.2
1	1-E	7	PRO	2.2
1	2-E	7	PRO	2.2
1	3-E	7	PRO	2.2
1	4-E	7	PRO	2.2
1	5-E	7	PRO	2.2
1	6-E	7	PRO	2.2
1	7-E	7	PRO	2.2
1	8-E	7	PRO	2.2
1	1-A	143	GLU	2.1
1	2-A	143	GLU	2.1
1	3-A	143	GLU	2.1
1	4-A	143	GLU	2.1
1	5-A	143	GLU	2.1
1	6-A	143	GLU	2.1
1	7-A	143	GLU	2.1
1	8-A	143	GLU	2.1
1	1-D	181	GLY	2.1
1	2-D	181	GLY	2.1
1	3-D	181	GLY	2.1
1	4-D	181	GLY	2.1
1	5-D	181	GLY	2.1
1	6-D	181	GLY	2.1
1	7-D	181	GLY	2.1

Continued on next page...

Continued from previous page...

Mol	Chain	Res	Type	RSRZ
1	8-D	181	GLY	2.1
1	1-F	12	THR	2.0
1	2-F	12	THR	2.0
1	3-F	12	THR	2.0
1	4-F	12	THR	2.0
1	5-F	12	THR	2.0
1	6-F	12	THR	2.0
1	7-F	12	THR	2.0
1	8-F	12	THR	2.0
1	1-E	69	SER	2.0
1	1-E	95	ASP	2.0
1	2-E	69	SER	2.0
1	2-E	95	ASP	2.0
1	3-E	69	SER	2.0
1	3-E	95	ASP	2.0
1	4-E	69	SER	2.0
1	4-E	95	ASP	2.0
1	5-E	69	SER	2.0
1	5-E	95	ASP	2.0
1	6-E	69	SER	2.0
1	6-E	95	ASP	2.0
1	7-E	69	SER	2.0
1	7-E	95	ASP	2.0
1	8-E	69	SER	2.0
1	8-E	95	ASP	2.0
1	1-A	8	LYS	2.0
1	2-A	8	LYS	2.0
1	3-A	8	LYS	2.0
1	4-A	8	LYS	2.0
1	5-A	8	LYS	2.0
1	6-A	8	LYS	2.0
1	7-A	8	LYS	2.0
1	8-A	8	LYS	2.0
1	1-F	169	GLN	2.0
1	2-F	169	GLN	2.0
1	3-F	169	GLN	2.0
1	4-F	169	GLN	2.0
1	5-F	169	GLN	2.0
1	6-F	169	GLN	2.0
1	7-F	169	GLN	2.0
1	8-F	169	GLN	2.0

6.2 Non-standard residues in protein, DNA, RNA chains [i](#)

There are no non-standard protein/DNA/RNA residues in this entry.

6.3 Carbohydrates [i](#)

There are no monosaccharides in this entry.

6.4 Ligands [i](#)

There are no ligands in this entry.

6.5 Other polymers [i](#)

There are no such residues in this entry.