



Full wwPDB X-ray Structure Validation Report ⓘ

May 17, 2020 – 10:57 pm BST

PDB ID : 2PK2
Title : Cyclin box structure of the P-TEFb subunit Cyclin T1 derived from a fusion complex with EIAV Tat
Authors : Anand, K.; Schulte, A.; Fujinaga, K.; Scheffzek, K.; Geyer, M.
Deposited on : 2007-04-17
Resolution : 2.67 Å(reported)

This is a Full wwPDB X-ray Structure Validation Report for a publicly released PDB entry.

We welcome your comments at validation@mail.wwpdb.org

A user guide is available at

<https://www.wwpdb.org/validation/2017/XrayValidationReportHelp>

with specific help available everywhere you see the ⓘ symbol.

The following versions of software and data (see [references ⓘ](#)) were used in the production of this report:

MolProbity : 4.02b-467
Xtriage (Phenix) : 1.13
EDS : 2.11
Percentile statistics : 20191225.v01 (using entries in the PDB archive December 25th 2019)
Refmac : 5.8.0158
CCP4 : 7.0.044 (Gargrove)
Ideal geometry (proteins) : Engh & Huber (2001)
Ideal geometry (DNA, RNA) : Parkinson et al. (1996)
Validation Pipeline (wwPDB-VP) : 2.11

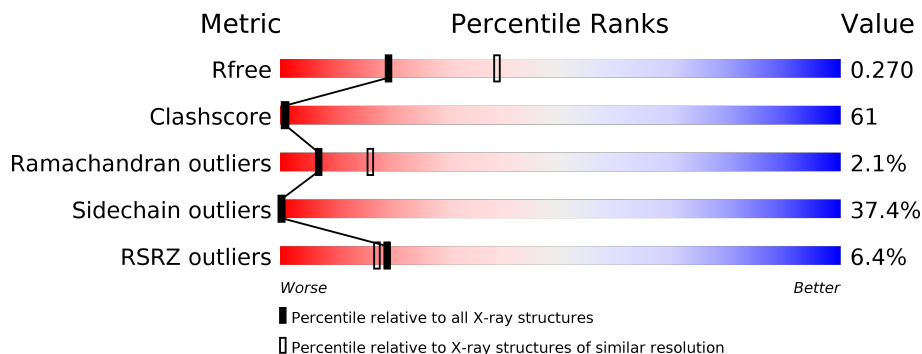
1 Overall quality at a glance

The following experimental techniques were used to determine the structure:

X-RAY DIFFRACTION

The reported resolution of this entry is 2.67 Å.

Percentile scores (ranging between 0-100) for global validation metrics of the entry are shown in the following graphic. The table shows the number of entries on which the scores are based.



Metric	Whole archive (#Entries)	Similar resolution (#Entries, resolution range(Å))
R_{free}	130704	3863 (2.70-2.66)
Clashscore	141614	4210 (2.70-2.66)
Ramachandran outliers	138981	4141 (2.70-2.66)
Sidechain outliers	138945	4141 (2.70-2.66)
RSRZ outliers	127900	3780 (2.70-2.66)

The table below summarises the geometric issues observed across the polymeric chains and their fit to the electron density. The red, orange, yellow and green segments on the lower bar indicate the fraction of residues that contain outliers for ≥ 3 , 2, 1 and 0 types of geometric quality criteria respectively. A grey segment represents the fraction of residues that are not modelled. The numeric value for each fraction is indicated below the corresponding segment, with a dot representing fractions $\leq 5\%$. The upper red bar (where present) indicates the fraction of residues that have poor fit to the electron density. The numeric value is given above the bar.

Mol	Chain	Length	Quality of chain
1	A	358	 4% (Poor fit), 13% (0 outliers), 39% (1 outlier), 19% (2 outliers), 28% (3+ outliers)
1	B	358	 5% (Poor fit), 13% (0 outliers), 38% (1 outlier), 20% (2 outliers), 28% (3+ outliers)
1	C	358	 4% (Poor fit), 12% (0 outliers), 37% (1 outlier), 22% (2 outliers), 28% (3+ outliers)
1	D	358	 5% (Poor fit), 13% (0 outliers), 40% (1 outlier), 17% (2 outliers), 28% (3+ outliers)

2 Entry composition [i](#)

There are 2 unique types of molecules in this entry. The entry contains 8396 atoms, of which 0 are hydrogens and 0 are deuteriums.

In the tables below, the ZeroOcc column contains the number of atoms modelled with zero occupancy, the AltConf column contains the number of residues with at least one atom in alternate conformation and the Trace column contains the number of residues modelled with at most 2 atoms.

- Molecule 1 is a protein called Cyclin-T1, Protein Tat.

Mol	Chain	Residues	Atoms					ZeroOcc	AltConf	Trace
			Total	C	N	O	S			
1	A	256	2076	1331	360	375	10	0	0	0
1	B	256	2080	1333	360	377	10	0	0	0
1	C	256	2082	1334	361	377	10	0	0	0
1	D	256	2079	1332	360	377	10	0	0	0

There are 84 discrepancies between the modelled and reference sequences:

Chain	Residue	Modelled	Actual	Comment	Reference
A	77	ARG	GLN	SEE REMARK 999	UNP O60563
A	282	GLY	-	linker	UNP O60563
A	283	GLY	-	linker	UNP O60563
A	284	THR	-	linker	UNP O60563
A	285	GLY	-	linker	UNP O60563
A	286	GLY	-	linker	UNP O60563
A	287	GLY	-	linker	UNP O60563
A	288	SER	-	linker	UNP O60563
A	289	GLY	-	linker	UNP O60563
A	290	GLY	-	linker	UNP O60563
A	291	GLY	-	linker	UNP O60563
A	292	SER	-	linker	UNP O60563
A	293	GLY	-	linker	UNP O60563
A	294	GLY	-	linker	UNP O60563
A	295	GLY	-	linker	UNP O60563
A	296	SER	-	linker	UNP O60563
A	297	GLY	-	linker	UNP O60563
A	298	GLY	-	linker	UNP O60563
A	299	GLY	-	linker	UNP O60563
A	300	THR	-	linker	UNP O60563
A	301	SER	-	linker	UNP O60563

Continued on next page...

Continued from previous page...

Chain	Residue	Modelled	Actual	Comment	Reference
B	77	ARG	GLN	SEE REMARK 999	UNP O60563
B	282	GLY	-	linker	UNP O60563
B	283	GLY	-	linker	UNP O60563
B	284	THR	-	linker	UNP O60563
B	285	GLY	-	linker	UNP O60563
B	286	GLY	-	linker	UNP O60563
B	287	GLY	-	linker	UNP O60563
B	288	SER	-	linker	UNP O60563
B	289	GLY	-	linker	UNP O60563
B	290	GLY	-	linker	UNP O60563
B	291	GLY	-	linker	UNP O60563
B	292	SER	-	linker	UNP O60563
B	293	GLY	-	linker	UNP O60563
B	294	GLY	-	linker	UNP O60563
B	295	GLY	-	linker	UNP O60563
B	296	SER	-	linker	UNP O60563
B	297	GLY	-	linker	UNP O60563
B	298	GLY	-	linker	UNP O60563
B	299	GLY	-	linker	UNP O60563
B	300	THR	-	linker	UNP O60563
B	301	SER	-	linker	UNP O60563
C	77	ARG	GLN	SEE REMARK 999	UNP O60563
C	282	GLY	-	linker	UNP O60563
C	283	GLY	-	linker	UNP O60563
C	284	THR	-	linker	UNP O60563
C	285	GLY	-	linker	UNP O60563
C	286	GLY	-	linker	UNP O60563
C	287	GLY	-	linker	UNP O60563
C	288	SER	-	linker	UNP O60563
C	289	GLY	-	linker	UNP O60563
C	290	GLY	-	linker	UNP O60563
C	291	GLY	-	linker	UNP O60563
C	292	SER	-	linker	UNP O60563
C	293	GLY	-	linker	UNP O60563
C	294	GLY	-	linker	UNP O60563
C	295	GLY	-	linker	UNP O60563
C	296	SER	-	linker	UNP O60563
C	297	GLY	-	linker	UNP O60563
C	298	GLY	-	linker	UNP O60563
C	299	GLY	-	linker	UNP O60563
C	300	THR	-	linker	UNP O60563
C	301	SER	-	linker	UNP O60563

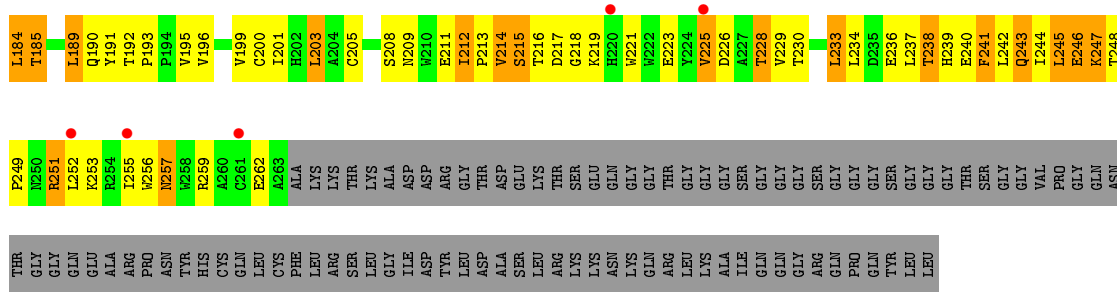
Continued on next page...

Continued from previous page...

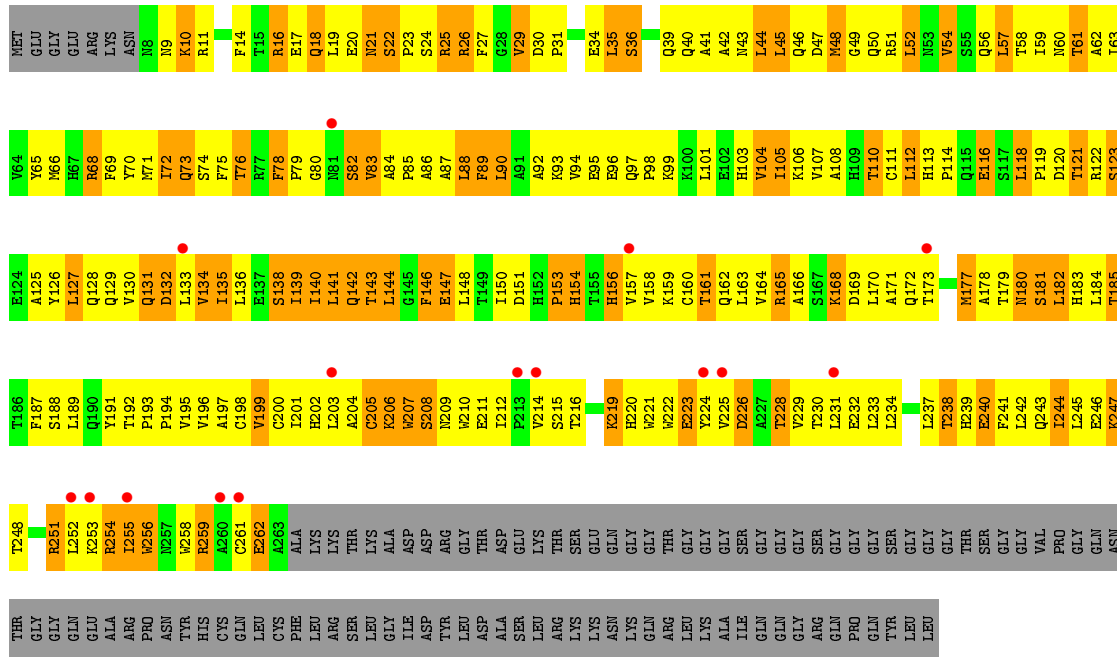
Chain	Residue	Modelled	Actual	Comment	Reference
D	77	ARG	GLN	SEE REMARK 999	UNP O60563
D	282	GLY	-	linker	UNP O60563
D	283	GLY	-	linker	UNP O60563
D	284	THR	-	linker	UNP O60563
D	285	GLY	-	linker	UNP O60563
D	286	GLY	-	linker	UNP O60563
D	287	GLY	-	linker	UNP O60563
D	288	SER	-	linker	UNP O60563
D	289	GLY	-	linker	UNP O60563
D	290	GLY	-	linker	UNP O60563
D	291	GLY	-	linker	UNP O60563
D	292	SER	-	linker	UNP O60563
D	293	GLY	-	linker	UNP O60563
D	294	GLY	-	linker	UNP O60563
D	295	GLY	-	linker	UNP O60563
D	296	SER	-	linker	UNP O60563
D	297	GLY	-	linker	UNP O60563
D	298	GLY	-	linker	UNP O60563
D	299	GLY	-	linker	UNP O60563
D	300	THR	-	linker	UNP O60563
D	301	SER	-	linker	UNP O60563

- Molecule 2 is water.

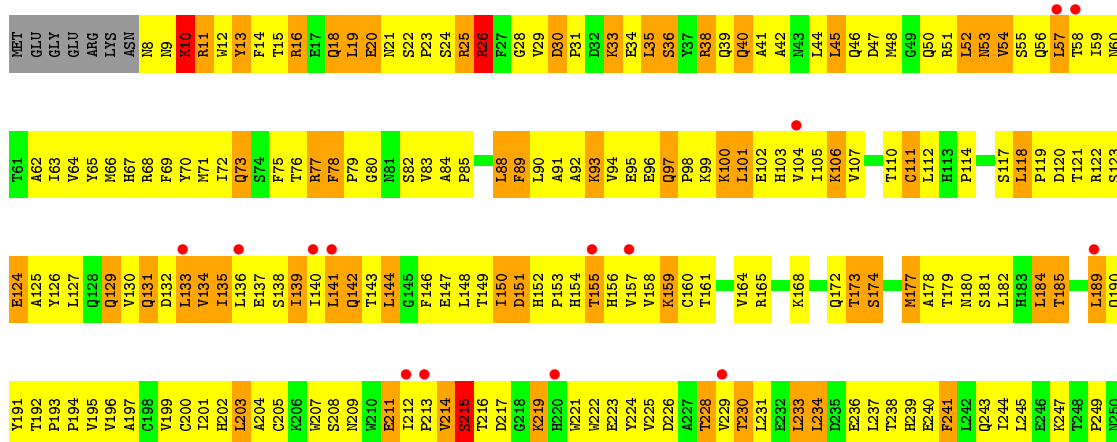
Mol	Chain	Residues	Atoms	ZeroOcc	AltConf
2	A	25	Total O 25 25	0	0
2	B	16	Total O 16 16	0	0
2	C	21	Total O 21 21	0	0
2	D	17	Total O 17 17	0	0



• Molecule 1: Cyclin-T1, Protein Tat



• Molecule 1: Cyclin-T1, Protein Tat



R251	GLY	GLN
I252	GLN	GLU
K253	ALA	ALA
R254	ARG	PRO
I255	ASN	ASN
R256	TRP	TRP
N257	HIS	HIS
K258	CYS	CYS
R259	GLN	GLN
A260	LEU	LEU
C261	CYS	CYS
E262	PHE	PHE
A263	LEU	LEU
ALA	LYS	LYS
LYS	LYS	LYS
LYS	THR	THR
THR	SER	SER
LYS	LYS	LYS
LYS	LYS	LYS
GLU	ASN	ASN
GLN	LYS	LYS
GLY	GLN	GLN
GLY	GLY	GLY
THR	ARG	ARG
THR	LYS	LYS
GLY	LEU	LEU
GLY	LYS	LYS
GLY	ALA	ALA
SER	ILE	ILE
GLY	GLN	GLN
GLY	GLY	GLY
GLY	ARG	ARG
GLY	GLN	GLN
GLY	PRO	PRO
GLY	GLN	GLN
SER	TYR	TYR
GLY	LEU	LEU
GLY	LEU	LEU
THR	THR	THR
SER	GLY	GLY
GLY	GLY	GLY
VAL	VAL	VAL
PRO	PRO	PRO
GLY	GLY	GLY
GLN	GLN	GLN
ASN	ASN	ASN
THR	THR	THR
GLY	GLY	GLY

4 Data and refinement statistics i

Property	Value	Source
Space group	H 3	Depositor
Cell constants a, b, c, α , β , γ	203.83Å 203.83Å 124.79Å 90.00° 90.00° 120.00°	Depositor
Resolution (Å)	50.00 – 2.67 19.99 – 2.66	Depositor EDS
% Data completeness (in resolution range)	(Not available) (50.00-2.67) 99.2 (19.99-2.66)	Depositor EDS
R_{merge}	0.06	Depositor
R_{sym}	(Not available)	Depositor
$\langle I/\sigma(I) \rangle$ ¹	2.75 (at 2.67Å)	Xtriage
Refinement program	SHELXL-97	Depositor
R, R_{free}	0.274 , 0.306 0.249 , 0.270	Depositor DCC
R_{free} test set	1547 reflections (2.80%)	wwPDB-VP
Wilson B-factor (Å ²)	48.0	Xtriage
Anisotropy	0.046	Xtriage
Bulk solvent k_{sol} (e/Å ³), B_{sol} (Å ²)	0.35 , 45.5	EDS
L-test for twinning ²	$\langle L \rangle = 0.30$, $\langle L^2 \rangle = 0.13$	Xtriage
Estimated twinning fraction	0.188 for $-2/3^*h-1/3^*k-4/3^*l,-1/3^*h-2/3^*k+4/3^*l,-1/3^*h+1/3^*k+1/3^*l$ 0.186 for $-h,1/3^*h-1/3^*k-4/3^*l,-1/3^*h-2/3^*k+1/3^*l$ 0.186 for $-1/3^*h+1/3^*k+4/3^*l,-k,2/3^*h+1/3^*k+1/3^*l$ 0.437 for $-h,2/3^*h+1/3^*k+4/3^*l,1/3^*h+2/3^*k-1/3^*l$ 0.438 for $-1/3^*h-2/3^*k+4/3^*l,-2/3^*h-1/3^*k-4/3^*l,1/3^*h-1/3^*k-1/3^*l$ 0.430 for $1/3^*h+2/3^*k-4/3^*l,-k,-2/3^*h-1/3^*k-1/3^*l$ 0.187 for $h,-h-k,-l$	Xtriage
F_o, F_c correlation	0.83	EDS
Total number of atoms	8396	wwPDB-VP
Average B, all atoms (Å ²)	57.0	wwPDB-VP

Xtriage's analysis on translational NCS is as follows: *The largest off-origin peak in the Patterson function is 2.25% of the height of the origin peak. No significant pseudotranslation is detected.*

¹ Intensities estimated from amplitudes.

² Theoretical values of $\langle |L| \rangle$, $\langle L^2 \rangle$ for acentric reflections are 0.5, 0.333 respectively for untwinned datasets, and 0.375, 0.2 for perfectly twinned datasets.

5 Model quality [i](#)

5.1 Standard geometry [i](#)

The Z score for a bond length (or angle) is the number of standard deviations the observed value is removed from the expected value. A bond length (or angle) with $|Z| > 5$ is considered an outlier worth inspection. RMSZ is the root-mean-square of all Z scores of the bond lengths (or angles).

Mol	Chain	Bond lengths		Bond angles	
		RMSZ	# Z >5	RMSZ	# Z >5
1	A	0.33	0/2130	0.62	1/2904 (0.0%)
1	B	0.28	0/2134	0.66	3/2909 (0.1%)
1	C	0.25	0/2136	0.59	0/2911
1	D	0.28	0/2133	0.66	5/2908 (0.2%)
All	All	0.29	0/8533	0.63	9/11632 (0.1%)

There are no bond length outliers.

All (9) bond angle outliers are listed below:

Mol	Chain	Res	Type	Atoms	Z	Observed(°)	Ideal(°)
1	D	259	ARG	CA-CB-CG	7.41	129.70	113.40
1	A	26	ARG	NE-CZ-NH1	7.30	123.95	120.30
1	B	18	GLN	C-N-CA	6.66	138.35	121.70
1	B	26	ARG	CD-NE-CZ	6.53	132.75	123.60
1	B	16	ARG	C-N-CA	5.96	136.60	121.70
1	D	26	ARG	CD-NE-CZ	5.68	131.55	123.60
1	D	26	ARG	CG-CD-NE	5.50	123.36	111.80
1	D	100	LYS	CB-CG-CD	5.50	125.89	111.60
1	D	142	GLN	CG-CD-NE2	5.06	128.84	116.70

There are no chirality outliers.

There are no planarity outliers.

5.2 Too-close contacts [i](#)

In the following table, the Non-H and H(model) columns list the number of non-hydrogen atoms and hydrogen atoms in the chain respectively. The H(added) column lists the number of hydrogen atoms added and optimized by MolProbity. The Clashes column lists the number of clashes within the asymmetric unit, whereas Symm-Clashes lists symmetry related clashes.

Mol	Chain	Non-H	H(model)	H(added)	Clashes	Symm-Clashes
1	A	2076	0	2043	259	0
1	B	2080	0	2045	241	0
1	C	2082	0	2052	323	0
1	D	2079	0	2045	224	0
2	A	25	0	0	6	0
2	B	16	0	0	4	0
2	C	21	0	0	3	0
2	D	17	0	0	0	0
All	All	8396	0	8185	1008	0

The all-atom clashscore is defined as the number of clashes found per 1000 atoms (including hydrogen atoms). The all-atom clashscore for this structure is 61.

All (1008) close contacts within the same asymmetric unit are listed below, sorted by their clash magnitude.

Atom-1	Atom-2	Interatomic distance (Å)	Clash overlap (Å)
1:A:15:THR:HG23	1:A:18:GLN:HB2	1.38	1.03
1:D:215:SER:HG	1:D:224:TYR:HE1	1.04	1.02
1:A:177:MET:HB3	1:A:200:CYS:HB3	1.42	0.98
1:C:63:ILE:HG21	1:C:182:LEU:HB3	1.47	0.97
1:C:239:HIS:HA	1:C:242:LEU:HD12	1.47	0.97
1:D:214:VAL:HG21	1:D:221:TRP:HB3	1.46	0.96
1:B:259:ARG:HA	1:B:262:GLU:HG3	1.44	0.96
1:C:136:LEU:HA	1:C:139:ILE:HG13	1.45	0.96
1:D:105:ILE:HD11	1:D:133:LEU:HG	1.46	0.95
1:C:16:ARG:HH21	1:C:19:LEU:HD13	1.30	0.94
1:D:45:LEU:HD13	1:D:63:ILE:HD13	1.48	0.94
1:B:138:SER:HA	1:B:141:LEU:HB2	1.50	0.93
1:D:52:LEU:HG	1:D:107:VAL:HG21	1.50	0.93
1:B:151:ASP:HB2	1:B:193:PRO:HG2	1.51	0.90
1:B:92:ALA:HB1	1:B:98:PRO:HA	1.52	0.90
1:B:118:LEU:HG	1:B:119:PRO:HD2	1.52	0.90
1:A:45:LEU:HD21	1:A:62:ALA:HB3	1.54	0.89
1:C:50:GLN:HG3	1:C:59:ILE:HD11	1.54	0.88
1:D:118:LEU:HG	1:D:119:PRO:HD2	1.57	0.87
1:B:14:PHE:HE2	1:B:189:LEU:HB3	1.39	0.87
1:C:197:ALA:HB3	1:C:225:VAL:HG11	1.55	0.87
1:B:23:PRO:HA	1:B:26:ARG:HG3	1.57	0.86
1:A:21:ASN:HA	1:A:25:ARG:HG2	1.54	0.86
1:A:140:ILE:HG12	1:A:144:LEU:HD11	1.56	0.85
1:D:29:VAL:HG12	1:D:33:LYS:HB3	1.58	0.85
1:A:74:SER:HB3	1:A:77:ARG:HG3	1.57	0.85

Continued on next page...

Continued from previous page...

Atom-1	Atom-2	Interatomic distance (Å)	Clash overlap (Å)
1:D:185:THR:HG22	1:D:244:ILE:HG21	1.59	0.85
1:C:25:ARG:HH21	1:C:25:ARG:HB2	1.41	0.84
1:C:157:VAL:HG23	1:C:197:ALA:HB1	1.59	0.84
1:A:16:ARG:HD3	1:B:233:LEU:HD11	1.59	0.83
1:D:92:ALA:HB1	1:D:98:PRO:HA	1.57	0.83
1:B:233:LEU:HA	1:B:236:GLU:HB3	1.58	0.82
1:C:228:THR:HG21	1:D:21:ASN:HB2	1.58	0.82
1:C:253:LYS:HA	1:C:256:TRP:HB2	1.62	0.82
1:A:45:LEU:HD13	1:A:63:ILE:HD13	1.62	0.82
1:C:177:MET:HG3	1:C:241:PHE:HE1	1.43	0.82
1:C:9:ASN:OD1	1:C:11:ARG:HG2	1.80	0.81
1:A:137:GLU:HG3	1:A:141:LEU:HD12	1.62	0.81
1:B:226:ASP:HB3	1:B:229:VAL:HG23	1.63	0.81
1:C:48:MET:HA	1:C:51:ARG:HD2	1.64	0.80
1:D:226:ASP:HB3	1:D:229:VAL:HG23	1.64	0.80
1:C:136:LEU:O	1:C:140:ILE:HG22	1.80	0.80
1:A:157:VAL:HG22	1:A:201:ILE:HD11	1.64	0.80
1:C:54:VAL:HG13	1:C:58:THR:HB	1.65	0.79
1:A:118:LEU:HG	1:A:119:PRO:HD2	1.65	0.79
1:A:225:VAL:HG22	2:A:372:HOH:O	1.82	0.79
1:B:135:ILE:O	1:B:139:ILE:HD13	1.83	0.79
1:C:16:ARG:HD2	1:D:233:LEU:HD13	1.65	0.78
1:D:135:ILE:O	1:D:139:ILE:HD13	1.84	0.78
1:D:140:ILE:HG12	1:D:144:LEU:HD11	1.65	0.78
1:B:192:THR:O	1:B:196:VAL:HG23	1.84	0.78
1:A:233:LEU:O	1:A:237:LEU:HG	1.84	0.78
1:D:80:GLY:HA2	1:D:83:VAL:HB	1.66	0.77
1:A:58:THR:HA	1:A:95:GLU:HG3	1.66	0.77
1:C:41:ALA:O	1:C:45:LEU:HD12	1.85	0.77
1:A:105:ILE:HG12	1:A:133:LEU:HD12	1.65	0.77
1:C:90:LEU:HA	1:C:93:LYS:HG2	1.66	0.77
1:A:138:SER:OG	1:D:138:SER:HB2	1.85	0.77
1:A:135:ILE:O	1:A:139:ILE:HD13	1.85	0.76
1:A:90:LEU:HD21	1:A:141:LEU:HA	1.66	0.76
1:A:82:SER:O	1:A:85:PRO:HD2	1.86	0.76
1:C:46:GLN:OE1	1:C:59:ILE:HG21	1.85	0.76
1:C:16:ARG:HA	1:C:19:LEU:HB2	1.66	0.76
1:D:66:MET:HG2	1:D:70:TYR:HE2	1.51	0.76
1:B:101:LEU:O	1:B:105:ILE:HG13	1.86	0.75
1:D:236:GLU:HG2	1:D:237:LEU:HD23	1.66	0.75
1:C:194:PRO:HB3	1:C:225:VAL:O	1.86	0.75

Continued on next page...

Continued from previous page...

Atom-1	Atom-2	Interatomic distance (Å)	Clash overlap (Å)
1:D:16:ARG:HH21	1:D:190:GLN:HE21	1.33	0.74
1:D:15:THR:OG1	1:D:18:GLN:HB2	1.86	0.74
1:A:252:LEU:HA	1:A:255:ILE:HD12	1.69	0.74
1:B:79:PRO:O	1:B:83:VAL:HG23	1.88	0.74
1:B:239:HIS:O	1:B:243:GLN:HB2	1.87	0.74
1:B:64:VAL:O	1:B:68:ARG:HD2	1.88	0.74
1:C:128:GLN:HA	1:C:131:GLN:HB2	1.68	0.74
1:A:101:LEU:O	1:A:105:ILE:HG13	1.88	0.73
1:A:12:TRP:HB3	1:A:68:ARG:HE	1.51	0.73
1:C:240:GLU:O	1:C:243:GLN:HB2	1.89	0.73
1:C:68:ARG:O	1:C:71:MET:HB2	1.87	0.73
1:C:198:CYS:O	1:C:202:HIS:HB2	1.88	0.72
1:A:127:LEU:O	1:A:130:VAL:HB	1.90	0.72
1:C:112:LEU:HD12	2:C:374:HOH:O	1.90	0.72
1:D:16:ARG:NH2	1:D:190:GLN:HE21	1.87	0.72
1:C:188:SER:OG	1:C:189:LEU:HD12	1.90	0.72
1:A:25:ARG:NH2	1:A:31:PRO:HA	2.05	0.72
1:B:126:TYR:O	1:B:130:VAL:HG23	1.89	0.72
1:A:170:LEU:HD13	1:A:208:SER:OG	1.90	0.71
1:C:16:ARG:NH2	1:C:19:LEU:HD13	2.04	0.71
1:A:12:TRP:HB3	1:A:68:ARG:NE	2.04	0.71
1:D:41:ALA:O	1:D:45:LEU:HD12	1.90	0.71
1:A:90:LEU:HA	1:A:93:LYS:NZ	2.04	0.71
1:A:251:ARG:HD3	1:A:254:ARG:HE	1.54	0.71
1:B:90:LEU:HD21	1:B:141:LEU:HG	1.71	0.71
1:B:127:LEU:O	1:B:130:VAL:HB	1.91	0.71
1:B:48:MET:HG2	1:B:107:VAL:HG12	1.72	0.71
1:B:52:LEU:HD22	1:B:99:LYS:HG3	1.73	0.71
1:C:17:GLU:O	1:C:21:ASN:HB2	1.91	0.71
1:D:79:PRO:O	1:D:83:VAL:HG23	1.89	0.71
1:B:80:GLY:HA2	1:B:83:VAL:HB	1.73	0.71
1:D:54:VAL:HG13	1:D:58:THR:HB	1.72	0.71
1:B:245:LEU:O	1:B:252:LEU:HB2	1.91	0.71
1:B:55:SER:OG	1:B:57:LEU:HD23	1.91	0.70
1:D:106:LYS:HE2	1:D:119:PRO:HG2	1.73	0.70
1:B:247:LYS:O	1:B:249:PRO:HD3	1.90	0.70
1:B:242:LEU:HA	1:B:245:LEU:HD12	1.73	0.70
1:C:244:ILE:HD12	1:C:244:ILE:H	1.54	0.70
1:C:25:ARG:HD2	1:C:31:PRO:HG3	1.74	0.70
1:B:36:SER:O	1:B:40:GLN:HB2	1.92	0.70
1:A:91:ALA:O	1:A:95:GLU:HG2	1.92	0.70

Continued on next page...

Continued from previous page...

Atom-1	Atom-2	Interatomic distance (Å)	Clash overlap (Å)
1:C:245:LEU:O	1:C:252:LEU:HD13	1.92	0.70
1:C:118:LEU:HD22	1:C:119:PRO:HD3	1.74	0.70
1:A:145:GLY:HA2	1:D:142:GLN:OE1	1.91	0.70
1:C:132:ASP:O	1:C:135:ILE:HG22	1.91	0.69
1:A:22:SER:O	1:A:25:ARG:HB2	1.92	0.69
1:C:10:LYS:HD2	1:D:18:GLN:NE2	2.07	0.69
1:C:62:ALA:HA	1:C:65:TYR:HB2	1.73	0.69
1:A:180:ASN:O	1:A:184:LEU:HB2	1.92	0.69
1:C:159:LYS:O	1:C:163:LEU:HD12	1.92	0.69
1:C:244:ILE:O	1:C:248:THR:HG23	1.91	0.69
1:D:192:THR:O	1:D:196:VAL:HG23	1.91	0.69
1:A:103:HIS:O	1:A:107:VAL:HG23	1.92	0.69
1:A:219:LYS:NZ	1:A:223:GLU:HB3	2.07	0.69
1:D:64:VAL:HG11	1:D:150:ILE:HG21	1.74	0.69
1:A:102:GLU:O	1:A:106:LYS:HB2	1.93	0.69
1:C:56:GLN:HG3	1:C:60:ASN:HD21	1.57	0.69
1:A:80:GLY:HA2	2:A:370:HOH:O	1.92	0.69
1:D:36:SER:O	1:D:40:GLN:HB2	1.93	0.69
1:A:160:CYS:O	1:A:164:VAL:HG22	1.92	0.69
1:A:60:ASN:O	1:A:64:VAL:HG23	1.92	0.69
1:A:83:VAL:HB	2:A:370:HOH:O	1.92	0.69
1:C:183:HIS:O	1:C:184:LEU:HD23	1.93	0.68
1:D:156:HIS:HA	1:D:159:LYS:HD2	1.76	0.68
1:C:85:PRO:O	1:C:89:PHE:HB2	1.93	0.68
1:A:61:THR:O	1:A:64:VAL:HB	1.92	0.68
1:B:103:HIS:HA	1:B:106:LYS:HB2	1.75	0.68
1:B:19:LEU:HD11	1:B:38:ARG:HH21	1.58	0.68
1:C:133:LEU:HA	1:C:136:LEU:HG	1.76	0.68
1:D:101:LEU:HD21	1:D:133:LEU:HB3	1.74	0.68
1:A:35:LEU:O	1:A:39:GLN:HG3	1.94	0.68
1:B:14:PHE:CE2	1:B:189:LEU:HB3	2.27	0.67
1:D:217:ASP:OD2	1:D:219:LYS:HB2	1.94	0.67
1:B:123:SER:O	1:B:127:LEU:HG	1.95	0.67
1:C:51:ARG:HH11	1:C:107:VAL:HG13	1.60	0.67
1:C:261:CYS:SG	1:C:261:CYS:O	2.52	0.67
1:D:258:TRP:O	1:D:262:GLU:HB2	1.93	0.67
1:D:152:HIS:HB3	1:D:154:HIS:ND1	2.09	0.67
1:C:230:THR:HG22	1:C:233:LEU:HB3	1.76	0.67
1:A:16:ARG:NH1	1:B:237:LEU:HD21	2.10	0.66
1:D:211:GLU:O	1:D:213:PRO:HD3	1.96	0.66
1:C:105:ILE:HD11	1:C:133:LEU:HD13	1.77	0.66

Continued on next page...

Continued from previous page...

Atom-1	Atom-2	Interatomic distance (Å)	Clash overlap (Å)
1:B:139:ILE:HD12	1:C:146:PHE:HZ	1.61	0.66
1:A:100:LYS:HD3	1:A:103:HIS:HB2	1.77	0.66
1:D:251:ARG:HH11	1:D:254:ARG:HB3	1.60	0.66
1:C:192:THR:O	1:C:196:VAL:HG23	1.95	0.66
1:B:246:GLU:O	1:B:247:LYS:HD3	1.95	0.66
1:B:85:PRO:HB3	1:B:104:VAL:HG13	1.78	0.66
1:B:212:ILE:O	1:B:214:VAL:HG22	1.95	0.65
1:B:233:LEU:O	1:B:237:LEU:HG	1.96	0.65
1:C:47:ASP:O	1:C:51:ARG:HG3	1.96	0.65
1:B:45:LEU:HD21	1:B:62:ALA:HB3	1.78	0.65
1:A:228:THR:HG22	1:B:21:ASN:HD22	1.61	0.65
1:B:60:ASN:O	1:B:64:VAL:HG23	1.96	0.65
1:B:19:LEU:HD21	1:B:71:MET:SD	2.37	0.65
1:C:78:PHE:HZ	1:C:139:ILE:HG21	1.62	0.65
1:C:46:GLN:O	1:C:50:GLN:HB2	1.96	0.65
1:C:180:ASN:ND2	1:C:180:ASN:H	1.94	0.65
1:C:93:LYS:HA	1:C:98:PRO:HB3	1.77	0.65
1:D:124:GLU:OE1	1:D:124:GLU:HA	1.95	0.65
1:A:173:THR:HB	1:A:204:ALA:HB1	1.77	0.65
1:B:14:PHE:HB2	1:B:17:GLU:HB3	1.78	0.65
1:D:55:SER:OG	1:D:57:LEU:HD23	1.96	0.65
1:B:96:GLU:HA	1:B:96:GLU:OE1	1.97	0.64
1:B:39:GLN:HA	1:B:183:HIS:O	1.97	0.64
1:B:252:LEU:O	1:B:255:ILE:HB	1.96	0.64
1:B:152:HIS:HB3	1:B:154:HIS:ND1	2.11	0.64
1:B:82:SER:O	1:B:85:PRO:HD2	1.97	0.64
1:A:30:ASP:HB2	1:A:33:LYS:HB2	1.80	0.64
1:C:207:TRP:HH2	1:C:255:ILE:HG22	1.62	0.64
1:B:68:ARG:HA	1:B:71:MET:HG3	1.79	0.64
1:C:107:VAL:HA	1:C:110:THR:OG1	1.97	0.64
1:D:12:TRP:HH2	1:D:144:LEU:HA	1.63	0.64
1:B:38:ARG:HH12	1:B:189:LEU:HD11	1.63	0.64
1:C:220:HIS:HB2	1:C:223:GLU:OE2	1.97	0.64
1:A:212:ILE:O	1:A:214:VAL:HG22	1.97	0.63
1:C:199:VAL:HG12	1:C:238:THR:HB	1.80	0.63
1:A:259:ARG:HA	1:A:262:GLU:HG3	1.78	0.63
1:C:140:ILE:O	1:C:144:LEU:HG	1.98	0.63
1:D:70:TYR:OH	1:D:83:VAL:HG11	1.98	0.63
1:C:16:ARG:HA	1:C:19:LEU:HD12	1.81	0.63
1:D:23:PRO:HA	1:D:26:ARG:HD3	1.79	0.63
1:B:154:HIS:HB3	1:B:175:TYR:CE1	2.34	0.63

Continued on next page...

Continued from previous page...

Atom-1	Atom-2	Interatomic distance (Å)	Clash overlap (Å)
1:A:237:LEU:O	1:A:241:PHE:HB2	1.99	0.63
1:A:21:ASN:HB2	1:B:228:THR:HB	1.81	0.63
1:C:153:PRO:HB3	1:C:193:PRO:O	1.99	0.63
1:C:191:TYR:CD1	1:C:237:LEU:HD11	2.33	0.63
1:C:166:ALA:HB3	1:C:171:ALA:HB2	1.81	0.63
1:A:203:LEU:HD12	1:A:238:THR:HA	1.80	0.62
1:D:253:LYS:HG2	1:D:257:ASN:HD21	1.63	0.62
1:A:112:LEU:O	1:A:114:PRO:HD3	1.99	0.62
1:A:179:THR:HG23	1:A:183:HIS:CE1	2.34	0.62
1:A:252:LEU:O	1:A:255:ILE:HB	2.00	0.62
1:B:10:LYS:HG3	1:B:10:LYS:O	1.99	0.62
1:B:246:GLU:OE1	1:B:246:GLU:HA	1.99	0.62
1:C:222:TRP:HB2	1:C:229:VAL:HG11	1.80	0.62
1:D:253:LYS:HG2	1:D:257:ASN:ND2	2.13	0.62
1:D:82:SER:O	1:D:85:PRO:HD2	1.99	0.62
1:A:49:GLY:HA3	1:A:59:ILE:HD11	1.82	0.62
1:B:21:ASN:HD21	1:B:26:ARG:HH22	1.46	0.62
1:C:192:THR:HG23	1:C:194:PRO:HD2	1.81	0.62
1:A:68:ARG:NH1	1:A:150:ILE:HD11	2.13	0.62
1:A:94:VAL:HG22	1:A:148:LEU:HD23	1.82	0.62
1:C:49:GLY:O	1:C:54:VAL:HB	2.00	0.62
1:D:68:ARG:HA	1:D:189:LEU:HD21	1.79	0.62
1:C:222:TRP:O	1:C:229:VAL:HB	2.00	0.62
1:D:140:ILE:O	1:D:144:LEU:HG	2.00	0.62
1:D:207:TRP:HH2	1:D:255:ILE:HG22	1.65	0.62
1:C:153:PRO:HB3	1:C:193:PRO:HA	1.82	0.62
1:D:103:HIS:O	1:D:107:VAL:HG23	1.99	0.62
1:D:247:LYS:O	1:D:249:PRO:HD3	1.99	0.62
1:D:91:ALA:O	1:D:95:GLU:HG2	2.00	0.62
1:A:48:MET:HG3	1:A:111:CYS:SG	2.40	0.61
1:A:13:TYR:HB3	1:B:15:THR:HG21	1.81	0.61
1:C:120:ASP:HB3	1:C:123:SER:HB2	1.81	0.61
1:A:85:PRO:HB2	1:A:133:LEU:HD11	1.82	0.61
1:C:191:TYR:CE2	1:C:237:LEU:HD21	2.35	0.61
1:C:192:THR:OG1	1:C:194:PRO:HD2	2.00	0.61
1:C:21:ASN:O	1:C:26:ARG:HD3	2.00	0.61
1:A:240:GLU:O	1:A:244:ILE:HG12	2.01	0.61
1:B:124:GLU:HA	1:B:124:GLU:OE1	1.99	0.61
1:C:72:ILE:HD12	1:C:143:THR:HG22	1.83	0.61
1:D:48:MET:HA	1:D:111:CYS:SG	2.40	0.61
1:A:219:LYS:HZ2	1:A:223:GLU:HB3	1.63	0.61

Continued on next page...

Continued from previous page...

Atom-1	Atom-2	Interatomic distance (Å)	Clash overlap (Å)
1:D:35:LEU:O	1:D:39:GLN:HG3	2.00	0.61
1:A:214:VAL:HG12	1:A:215:SER:H	1.65	0.61
1:B:54:VAL:HG13	1:B:58:THR:HB	1.82	0.61
1:B:16:ARG:HA	1:B:18:GLN:N	2.16	0.61
1:D:215:SER:HB2	1:D:217:ASP:OD1	2.00	0.61
1:C:179:THR:O	1:C:183:HIS:HD2	1.83	0.61
1:D:240:GLU:O	1:D:244:ILE:HG12	2.00	0.61
1:D:93:LYS:N	1:D:98:PRO:HB3	2.16	0.61
1:A:55:SER:HB3	1:A:58:THR:OG1	2.00	0.60
1:B:8:ASN:N	1:B:13:TYR:HH	1.98	0.60
1:C:59:ILE:O	1:C:63:ILE:HG12	2.01	0.60
1:D:231:LEU:HA	1:D:234:LEU:HB2	1.82	0.60
1:B:243:GLN:HA	1:B:246:GLU:HB2	1.82	0.60
1:D:233:LEU:HA	1:D:236:GLU:HB3	1.84	0.60
1:B:40:GLN:HG2	2:B:363:HOH:O	2.00	0.60
1:B:37:TYR:HB3	1:B:75:PHE:CD1	2.36	0.60
1:C:46:GLN:O	1:C:46:GLN:HG3	2.00	0.60
1:B:138:SER:HG	1:C:146:PHE:HE1	1.50	0.60
1:C:215:SER:HB2	1:C:219:LYS:HB2	1.84	0.60
1:A:145:GLY:HA2	1:D:142:GLN:HE22	1.67	0.60
1:C:199:VAL:HG13	1:C:234:LEU:HD12	1.82	0.60
1:D:64:VAL:O	1:D:68:ARG:HD2	2.02	0.60
1:A:90:LEU:HD11	1:A:141:LEU:HG	1.83	0.59
1:B:107:VAL:O	1:B:111:CYS:HB2	2.02	0.59
1:B:73:GLN:HB3	1:B:78:PHE:CE2	2.37	0.59
1:A:154:HIS:O	1:A:158:VAL:HG23	2.02	0.59
1:B:139:ILE:HD12	1:C:146:PHE:CZ	2.36	0.59
1:B:185:THR:HG22	1:B:244:ILE:HG21	1.85	0.59
1:C:20:GLU:HA	1:C:25:ARG:HG2	1.84	0.59
1:C:42:ALA:HA	1:C:45:LEU:CD1	2.32	0.59
1:D:90:LEU:O	1:D:94:VAL:HG23	2.02	0.59
1:A:146:PHE:HZ	1:D:139:ILE:HA	1.66	0.59
1:C:96:GLU:O	1:C:98:PRO:HD3	2.03	0.59
1:B:65:TYR:HB3	1:B:140:ILE:HD11	1.83	0.59
1:B:109:HIS:CG	1:B:119:PRO:HD3	2.38	0.59
1:B:167:SER:O	1:B:171:ALA:HB2	2.03	0.59
1:D:16:ARG:N	1:D:16:ARG:HD2	2.18	0.59
1:B:39:GLN:HG2	1:B:184:LEU:O	2.03	0.59
1:A:155:THR:O	1:A:159:LYS:HG3	2.03	0.59
1:A:71:MET:SD	1:A:189:LEU:HD22	2.43	0.59
1:A:92:ALA:HB1	1:A:98:PRO:HA	1.83	0.59

Continued on next page...

Continued from previous page...

Atom-1	Atom-2	Interatomic distance (Å)	Clash overlap (Å)
1:C:191:TYR:CZ	1:C:237:LEU:HD21	2.38	0.59
1:B:52:LEU:HG	1:B:107:VAL:HG21	1.84	0.58
1:C:132:ASP:O	1:C:136:LEU:HD23	2.03	0.58
1:D:153:PRO:HB3	1:D:196:VAL:HB	1.85	0.58
1:A:39:GLN:HB2	2:A:366:HOH:O	2.04	0.58
1:B:46:GLN:O	1:B:50:GLN:HG3	2.03	0.58
1:C:54:VAL:HG22	1:C:58:THR:HG21	1.85	0.58
1:A:16:ARG:HG2	1:A:17:GLU:N	2.19	0.58
1:B:192:THR:OG1	1:B:195:VAL:HG23	2.04	0.58
1:A:259:ARG:HA	1:A:262:GLU:OE2	2.04	0.58
1:B:91:ALA:O	1:B:95:GLU:HG2	2.03	0.58
1:A:146:PHE:O	1:A:148:LEU:HD12	2.04	0.58
1:B:102:GLU:O	1:B:106:LYS:HB2	2.02	0.58
1:B:48:MET:HG2	1:B:107:VAL:CG1	2.33	0.58
1:D:46:GLN:OE1	1:D:59:ILE:HG21	2.04	0.58
1:A:236:GLU:HG2	1:A:237:LEU:HD23	1.84	0.58
1:B:19:LEU:CD1	1:B:38:ARG:HH21	2.16	0.58
1:B:214:VAL:HG12	1:B:215:SER:H	1.68	0.58
1:C:90:LEU:CD2	1:C:141:LEU:HG	2.34	0.58
1:A:126:TYR:O	1:A:130:VAL:HG23	2.03	0.58
1:A:222:TRP:CZ2	1:A:231:LEU:HD22	2.39	0.58
1:C:16:ARG:O	1:C:16:ARG:HG3	2.03	0.58
1:A:94:VAL:HG22	1:A:148:LEU:CD2	2.33	0.57
1:C:178:ALA:O	1:C:182:LEU:HD22	2.03	0.57
1:C:23:PRO:O	1:C:27:PHE:HB2	2.04	0.57
1:B:134:VAL:HG11	1:C:135:ILE:HG12	1.86	0.57
1:C:160:CYS:O	1:C:164:VAL:HG13	2.03	0.57
1:A:137:GLU:O	1:A:141:LEU:HB2	2.04	0.57
1:A:191:TYR:CE1	1:B:16:ARG:HD2	2.39	0.57
1:C:40:GLN:O	1:C:44:LEU:HD22	2.05	0.57
1:A:228:THR:CG2	1:B:21:ASN:HD22	2.16	0.57
1:B:45:LEU:HD21	1:B:62:ALA:CB	2.34	0.57
1:D:14:PHE:CE1	1:D:71:MET:HE2	2.39	0.57
1:D:12:TRP:CE3	1:D:68:ARG:HG2	2.40	0.57
1:C:180:ASN:O	1:C:184:LEU:HG	2.04	0.57
1:C:84:ALA:O	1:C:88:LEU:HB2	2.04	0.57
1:A:179:THR:O	1:A:183:HIS:HB2	2.05	0.57
1:C:177:MET:HG2	1:C:203:LEU:HB2	1.86	0.57
1:C:179:THR:O	1:C:182:LEU:HB2	2.04	0.57
1:D:259:ARG:O	1:D:259:ARG:HG3	2.04	0.57
1:A:157:VAL:HG22	1:A:201:ILE:CD1	2.34	0.57

Continued on next page...

Continued from previous page...

Atom-1	Atom-2	Interatomic distance (Å)	Clash overlap (Å)
1:B:19:LEU:HD13	1:B:22:SER:OG	2.04	0.57
1:B:134:VAL:CG1	1:C:135:ILE:HG12	2.35	0.57
1:D:223:GLU:HA	1:D:226:ASP:O	2.04	0.57
1:A:174:SER:HB3	1:A:201:ILE:HD13	1.86	0.57
1:B:19:LEU:HD22	1:B:22:SER:OG	2.05	0.57
1:C:90:LEU:HD21	1:C:141:LEU:HG	1.87	0.57
1:A:211:GLU:O	1:A:213:PRO:HD3	2.05	0.56
1:A:228:THR:HG21	1:B:21:ASN:HB2	1.86	0.56
1:B:156:HIS:HB3	1:B:225:VAL:CG1	2.35	0.56
1:C:112:LEU:O	1:C:114:PRO:HD3	2.05	0.56
1:C:130:VAL:O	1:C:134:VAL:HB	2.04	0.56
1:D:106:LYS:CE	1:D:119:PRO:HG2	2.35	0.56
1:A:239:HIS:O	1:A:243:GLN:HB2	2.05	0.56
1:B:39:GLN:HE21	1:B:184:LEU:HA	1.70	0.56
1:D:251:ARG:HD2	1:D:255:ILE:HG13	1.87	0.56
1:A:45:LEU:HD21	1:A:62:ALA:CB	2.31	0.56
1:C:54:VAL:HG11	1:C:59:ILE:HG13	1.87	0.56
1:D:58:THR:HG23	1:D:95:GLU:HG3	1.86	0.56
1:B:184:LEU:HD12	1:B:245:LEU:HD23	1.87	0.56
1:C:121:THR:HA	1:C:126:TYR:CD2	2.41	0.56
1:D:233:LEU:HD12	1:D:236:GLU:OE2	2.05	0.56
1:B:240:GLU:O	1:B:244:ILE:HG12	2.04	0.56
1:C:156:HIS:HB2	1:C:225:VAL:HG13	1.88	0.56
1:C:177:MET:HG3	1:C:241:PHE:CE1	2.34	0.56
1:B:66:MET:HG2	1:B:70:TYR:HE2	1.69	0.56
1:A:251:ARG:NE	1:A:254:ARG:HH21	2.03	0.56
1:C:205:CYS:HB3	1:C:210:TRP:O	2.05	0.56
1:C:27:PHE:CD2	1:C:76:THR:HG21	2.41	0.56
1:A:69:PHE:HD1	1:A:140:ILE:HG13	1.70	0.56
1:A:90:LEU:HA	1:A:93:LYS:HZ3	1.69	0.56
1:D:127:LEU:O	1:D:130:VAL:HB	2.05	0.56
1:D:190:GLN:HB3	1:D:191:TYR:CE2	2.41	0.56
1:D:42:ALA:HA	1:D:45:LEU:HD12	1.88	0.56
1:A:90:LEU:HD21	1:A:141:LEU:CA	2.36	0.55
1:C:197:ALA:CB	1:C:225:VAL:HG11	2.34	0.55
1:D:10:LYS:HB3	1:D:10:LYS:NZ	2.18	0.55
1:A:262:GLU:O	1:A:263:ALA:O	2.24	0.55
1:B:22:SER:O	1:B:25:ARG:HB2	2.06	0.55
1:C:136:LEU:CA	1:C:139:ILE:HG13	2.30	0.55
1:D:66:MET:HG2	1:D:70:TYR:CE2	2.39	0.55
1:D:44:LEU:HG	1:D:48:MET:SD	2.47	0.55

Continued on next page...

Continued from previous page...

Atom-1	Atom-2	Interatomic distance (Å)	Clash overlap (Å)
1:A:171:ALA:HA	1:A:174:SER:OG	2.06	0.55
1:D:222:TRP:HB2	1:D:229:VAL:HG11	1.89	0.55
1:C:120:ASP:HB3	1:C:123:SER:CB	2.36	0.55
1:B:68:ARG:HG3	1:B:189:LEU:CD2	2.36	0.55
1:C:221:TRP:O	1:C:224:TYR:HD1	1.90	0.55
1:C:56:GLN:HE22	1:C:59:ILE:CG2	2.20	0.55
1:A:145:GLY:HA2	1:D:142:GLN:NE2	2.22	0.55
1:B:164:VAL:O	1:B:165:ARG:HB2	2.07	0.55
1:B:67:HIS:HB3	1:B:189:LEU:HD11	1.89	0.55
1:B:16:ARG:CG	1:B:18:GLN:HG2	2.38	0.54
1:B:25:ARG:HH22	1:B:34:GLU:HB3	1.72	0.54
1:C:113:HIS:HB3	1:C:116:GLU:HB2	1.89	0.54
1:C:192:THR:OG1	1:C:193:PRO:HD2	2.07	0.54
1:D:126:TYR:O	1:D:130:VAL:HG23	2.07	0.54
1:D:70:TYR:OH	1:D:83:VAL:HG21	2.07	0.54
1:C:132:ASP:O	1:C:136:LEU:CD2	2.56	0.54
1:C:156:HIS:HA	1:C:159:LYS:HB3	1.88	0.54
1:A:105:ILE:HD11	1:A:133:LEU:HB2	1.90	0.54
1:C:222:TRP:CZ2	1:C:231:LEU:HB2	2.41	0.54
1:C:199:VAL:HG13	1:C:234:LEU:CD1	2.37	0.54
1:B:190:GLN:HB3	1:B:191:TYR:CD2	2.43	0.54
1:B:35:LEU:O	1:B:39:GLN:HG3	2.07	0.54
1:C:118:LEU:HD13	1:C:119:PRO:HD2	1.90	0.54
1:D:102:GLU:O	1:D:106:LYS:HB2	2.07	0.54
1:A:164:VAL:HB	1:A:212:ILE:HG21	1.88	0.54
1:C:154:HIS:NE2	1:C:178:ALA:HB3	2.23	0.54
1:A:45:LEU:HB3	1:A:63:ILE:HD11	1.90	0.54
1:B:19:LEU:HD13	1:B:22:SER:CB	2.37	0.54
1:C:170:LEU:HD13	1:C:210:TRP:HB3	1.90	0.54
1:A:140:ILE:O	1:A:144:LEU:HG	2.07	0.54
1:A:30:ASP:CB	1:A:33:LYS:HB2	2.37	0.54
1:B:18:GLN:HB2	1:B:20:GLU:HB2	1.90	0.54
1:C:69:PHE:CE1	1:C:140:ILE:HA	2.43	0.54
1:C:58:THR:HG23	1:C:92:ALA:HA	1.89	0.54
1:A:131:GLN:HA	1:A:134:VAL:HG23	1.90	0.53
1:A:191:TYR:HB2	1:A:196:VAL:HG22	1.90	0.53
1:C:51:ARG:HD3	1:C:107:VAL:HG11	1.90	0.53
1:C:93:LYS:HA	1:C:98:PRO:CB	2.38	0.53
1:A:215:SER:HB2	1:A:217:ASP:OD1	2.08	0.53
1:B:74:SER:HB3	1:B:77:ARG:HG3	1.89	0.53
1:B:89:PHE:O	1:B:93:LYS:HD3	2.09	0.53

Continued on next page...

Continued from previous page...

Atom-1	Atom-2	Interatomic distance (Å)	Clash overlap (Å)
1:C:185:THR:HG21	1:C:187:PHE:CZ	2.44	0.53
1:D:120:ASP:HB3	1:D:123:SER:HB3	1.89	0.53
1:A:36:SER:O	1:A:40:GLN:HB2	2.08	0.53
1:B:252:LEU:HA	1:B:255:ILE:HD12	1.89	0.53
1:C:192:THR:CG2	1:C:194:PRO:HD2	2.38	0.53
1:D:164:VAL:O	1:D:165:ARG:HB2	2.08	0.53
1:D:16:ARG:HE	1:D:190:GLN:NE2	2.07	0.53
1:A:55:SER:OG	1:A:57:LEU:HD23	2.09	0.53
1:B:15:THR:OG1	1:B:17:GLU:HG3	2.07	0.53
1:B:68:ARG:HG3	1:B:189:LEU:HD21	1.89	0.53
1:B:199:VAL:HG12	1:B:241:PHE:HD1	1.73	0.53
1:C:30:ASP:OD1	1:C:31:PRO:HD2	2.07	0.53
1:A:48:MET:HG2	1:A:107:VAL:HG12	1.90	0.53
1:B:90:LEU:O	1:B:94:VAL:HG23	2.08	0.53
1:C:194:PRO:HA	1:C:225:VAL:HG12	1.89	0.53
1:C:25:ARG:HD3	1:C:34:GLU:OE2	2.08	0.53
1:C:40:GLN:HA	1:C:43:ASN:OD1	2.09	0.53
1:A:20:GLU:O	1:A:25:ARG:HG2	2.08	0.53
1:C:168:LYS:HG3	1:C:172:GLN:NE2	2.23	0.53
1:C:253:LYS:CA	1:C:256:TRP:HB2	2.36	0.53
1:C:51:ARG:HH11	1:C:107:VAL:CG1	2.22	0.53
1:C:108:ALA:O	1:C:112:LEU:HB2	2.08	0.53
1:C:25:ARG:HB2	1:C:25:ARG:NH2	2.18	0.53
1:D:195:VAL:O	1:D:199:VAL:HG23	2.08	0.53
1:A:223:GLU:HA	1:A:226:ASP:O	2.09	0.53
1:C:20:GLU:HA	1:C:25:ARG:CZ	2.39	0.53
1:C:27:PHE:CE2	1:C:76:THR:HG21	2.44	0.53
1:D:84:ALA:O	1:D:88:LEU:HB2	2.09	0.53
1:A:68:ARG:HH12	1:A:150:ILE:HD11	1.74	0.53
1:A:44:LEU:O	1:A:84:ALA:HB1	2.09	0.53
1:C:222:TRP:HB2	1:C:229:VAL:CG1	2.39	0.53
1:C:51:ARG:NH1	1:C:107:VAL:HG13	2.23	0.53
1:C:160:CYS:O	1:C:164:VAL:HG22	2.09	0.52
1:A:226:ASP:OD1	1:A:229:VAL:HG23	2.09	0.52
1:A:90:LEU:HA	1:A:93:LYS:HZ1	1.74	0.52
1:D:140:ILE:HA	1:D:143:THR:HB	1.91	0.52
1:D:156:HIS:HB2	1:D:197:ALA:CB	2.39	0.52
1:A:231:LEU:HA	1:A:234:LEU:HB2	1.90	0.52
1:A:37:TYR:HD2	1:A:75:PHE:HB3	1.73	0.52
1:B:89:PHE:O	1:B:93:LYS:HG3	2.09	0.52
1:C:51:ARG:NH1	1:C:107:VAL:HG22	2.24	0.52

Continued on next page...

Continued from previous page...

Atom-1	Atom-2	Interatomic distance (Å)	Clash overlap (Å)
1:C:20:GLU:CA	1:C:25:ARG:HG2	2.38	0.52
1:A:12:TRP:O	1:A:189:LEU:HA	2.10	0.52
1:C:56:GLN:NE2	1:C:60:ASN:ND2	2.58	0.52
1:A:54:VAL:HG13	1:A:58:THR:HB	1.90	0.52
1:A:55:SER:O	1:A:58:THR:HB	2.10	0.52
1:D:112:LEU:O	1:D:114:PRO:HD3	2.09	0.52
1:D:174:SER:HB3	1:D:201:ILE:HD13	1.90	0.52
1:D:84:ALA:HB3	1:D:85:PRO:HD3	1.92	0.52
1:A:164:VAL:O	1:A:165:ARG:HB2	2.10	0.52
1:A:203:LEU:HD12	1:A:238:THR:CA	2.40	0.52
1:A:45:LEU:HD22	1:A:63:ILE:HG12	1.92	0.52
1:B:29:VAL:HG11	1:B:37:TYR:HE2	1.75	0.52
1:B:39:GLN:HE21	1:B:184:LEU:CA	2.22	0.52
1:D:16:ARG:CZ	1:D:190:GLN:HE21	2.22	0.52
1:D:55:SER:O	1:D:58:THR:HB	2.10	0.52
1:A:251:ARG:HE	1:A:254:ARG:HH21	1.55	0.52
1:B:84:ALA:HB3	1:B:85:PRO:HD3	1.92	0.52
1:C:230:THR:HG23	1:C:233:LEU:H	1.75	0.52
1:D:202:HIS:CD2	1:D:234:LEU:HB3	2.45	0.52
1:B:112:LEU:O	1:B:114:PRO:HD3	2.09	0.51
1:C:130:VAL:HG12	1:C:130:VAL:O	2.11	0.51
1:D:64:VAL:HG11	1:D:150:ILE:CG2	2.40	0.51
1:B:242:LEU:O	1:B:246:GLU:HB2	2.11	0.51
1:A:219:LYS:HD2	1:A:223:GLU:OE1	2.10	0.51
1:B:177:MET:HB3	1:B:200:CYS:HB3	1.92	0.51
1:C:136:LEU:N	1:C:136:LEU:HD23	2.25	0.51
1:A:125:ALA:O	1:A:129:GLN:OE1	2.29	0.51
1:B:174:SER:HB3	1:B:201:ILE:HD13	1.91	0.51
1:C:78:PHE:CZ	1:C:139:ILE:HG21	2.44	0.51
1:C:57:LEU:O	1:C:61:THR:OG1	2.28	0.51
1:D:259:ARG:HA	1:D:262:GLU:HB3	1.91	0.51
1:D:68:ARG:HG3	1:D:189:LEU:HD21	1.93	0.51
1:D:96:GLU:O	1:D:96:GLU:HG3	2.09	0.51
1:A:228:THR:CG2	1:B:21:ASN:HB2	2.41	0.51
1:C:105:ILE:HD11	1:C:133:LEU:CD1	2.41	0.51
1:C:221:TRP:HA	1:C:224:TYR:HE1	1.74	0.51
1:D:13:TYR:HA	1:D:189:LEU:O	2.10	0.51
1:D:190:GLN:HB3	1:D:191:TYR:CD2	2.46	0.51
1:D:38:ARG:HG3	1:D:75:PHE:CZ	2.45	0.51
1:A:84:ALA:HB3	1:A:85:PRO:HD3	1.93	0.51
1:B:69:PHE:HE1	1:B:139:ILE:HG22	1.76	0.51

Continued on next page...

Continued from previous page...

Atom-1	Atom-2	Interatomic distance (Å)	Clash overlap (Å)
1:C:141:LEU:HD22	1:C:146:PHE:HA	1.93	0.51
1:C:20:GLU:OE1	1:D:228:THR:HB	2.10	0.51
1:B:26:ARG:HH11	1:B:26:ARG:HA	1.75	0.51
1:C:202:HIS:ND1	1:C:206:LYS:HB2	2.26	0.51
1:C:56:GLN:HG3	1:C:60:ASN:ND2	2.23	0.51
1:C:24:SER:HG	1:C:75:PHE:HD2	1.58	0.51
1:A:142:GLN:OE1	1:D:141:LEU:HB3	2.10	0.51
1:A:156:HIS:HA	1:A:159:LYS:HD2	1.91	0.51
1:C:132:ASP:O	1:C:136:LEU:HG	2.10	0.51
1:C:222:TRP:CD1	1:C:229:VAL:HG12	2.46	0.51
1:C:185:THR:HG23	1:C:244:ILE:HD11	1.92	0.51
1:C:178:ALA:HA	1:C:200:CYS:SG	2.50	0.50
1:D:192:THR:OG1	1:D:195:VAL:HG23	2.11	0.50
1:A:25:ARG:HH22	1:A:31:PRO:HA	1.77	0.50
1:A:45:LEU:HB3	1:A:63:ILE:CD1	2.41	0.50
1:A:89:PHE:HE1	1:A:99:LYS:O	1.95	0.50
1:C:16:ARG:HD2	1:D:233:LEU:CD1	2.39	0.50
1:D:16:ARG:NE	1:D:190:GLN:HE21	2.09	0.50
1:A:14:PHE:CZ	1:A:71:MET:HE2	2.46	0.50
1:A:44:LEU:HD21	1:A:81:ASN:O	2.11	0.50
1:B:124:GLU:OE1	1:B:127:LEU:HB2	2.11	0.50
1:B:21:ASN:O	1:B:21:ASN:OD1	2.30	0.50
1:B:23:PRO:HG2	1:B:72:ILE:HA	1.92	0.50
1:A:145:GLY:CA	1:D:142:GLN:HE22	2.24	0.50
1:D:203:LEU:HD13	1:D:241:PHE:CD1	2.46	0.50
1:D:93:LYS:CA	1:D:98:PRO:HB3	2.41	0.50
1:A:93:LYS:CG	1:A:98:PRO:HB3	2.41	0.50
1:B:128:GLN:O	1:B:131:GLN:OE1	2.30	0.50
1:C:150:ILE:HG23	1:C:150:ILE:O	2.11	0.50
1:C:161:THR:O	1:C:164:VAL:HG22	2.11	0.50
1:D:60:ASN:O	1:D:64:VAL:HG23	2.12	0.50
1:B:253:LYS:O	1:B:257:ASN:OD1	2.30	0.50
1:C:42:ALA:HA	1:C:45:LEU:HD12	1.91	0.50
1:C:56:GLN:CG	1:C:60:ASN:HD21	2.23	0.50
1:C:62:ALA:HB1	1:C:88:LEU:HG	1.93	0.50
1:D:204:ALA:O	1:D:208:SER:OG	2.29	0.50
1:D:93:LYS:O	1:D:95:GLU:O	2.29	0.50
1:A:231:LEU:O	1:A:235:ASP:OD1	2.30	0.50
1:C:44:LEU:O	1:C:48:MET:N	2.42	0.50
1:C:83:VAL:O	1:C:86:ALA:HB3	2.12	0.50
1:C:89:PHE:O	1:C:93:LYS:HG2	2.12	0.50

Continued on next page...

Continued from previous page...

Atom-1	Atom-2	Interatomic distance (Å)	Clash overlap (Å)
1:A:214:VAL:HG13	1:A:221:TRP:HB3	1.93	0.50
1:A:94:VAL:HG22	1:A:148:LEU:HG	1.93	0.50
1:C:226:ASP:CB	1:C:229:VAL:HG23	2.42	0.50
1:C:54:VAL:CG1	1:C:59:ILE:HG13	2.41	0.50
1:C:92:ALA:O	1:C:98:PRO:HA	2.12	0.50
1:C:89:PHE:CE2	1:C:101:LEU:HD23	2.47	0.50
1:C:20:GLU:OE1	1:D:228:THR:HA	2.11	0.50
1:D:155:THR:O	1:D:159:LYS:HG3	2.12	0.50
1:A:69:PHE:CD1	1:A:140:ILE:HG13	2.47	0.50
1:A:45:LEU:HD23	1:A:59:ILE:HG23	1.94	0.50
1:C:79:PRO:O	1:C:83:VAL:HG23	2.12	0.50
1:B:12:TRP:CZ2	1:B:144:LEU:HA	2.47	0.49
1:C:51:ARG:HH12	1:C:110:THR:HB	1.76	0.49
1:B:190:GLN:HB3	1:B:191:TYR:CE2	2.48	0.49
1:C:204:ALA:O	1:C:208:SER:OG	2.30	0.49
1:D:102:GLU:HB2	1:D:126:TYR:OH	2.12	0.49
1:B:40:GLN:HA	2:B:363:HOH:O	2.11	0.49
1:C:71:MET:HG3	1:C:189:LEU:HD22	1.92	0.49
1:C:177:MET:HG2	1:C:203:LEU:CB	2.42	0.49
1:C:68:ARG:CB	1:C:189:LEU:HD11	2.42	0.49
1:D:140:ILE:HG12	1:D:144:LEU:CD1	2.38	0.49
1:D:241:PHE:CD2	1:D:245:LEU:HD11	2.47	0.49
1:D:30:ASP:OD1	1:D:31:PRO:HD2	2.12	0.49
1:A:195:VAL:O	1:A:195:VAL:HG12	2.13	0.49
1:A:90:LEU:O	1:A:94:VAL:HG23	2.12	0.49
1:C:70:TYR:OH	1:C:80:GLY:HA2	2.11	0.49
1:D:123:SER:O	1:D:127:LEU:HG	2.13	0.49
1:B:67:HIS:O	1:B:71:MET:HG2	2.12	0.49
1:C:178:ALA:O	1:C:181:SER:OG	2.30	0.49
1:D:139:ILE:O	1:D:143:THR:OG1	2.30	0.49
1:D:92:ALA:O	1:D:95:GLU:O	2.30	0.49
1:C:92:ALA:O	1:C:97:GLN:O	2.30	0.49
1:D:222:TRP:O	1:D:226:ASP:O	2.30	0.49
1:D:89:PHE:HE1	1:D:99:LYS:O	1.96	0.49
1:B:77:ARG:HH21	1:B:78:PHE:HZ	1.59	0.49
1:D:22:SER:HB2	1:D:25:ARG:NH2	2.27	0.49
1:A:90:LEU:CG	1:A:141:LEU:HG	2.43	0.49
1:B:27:PHE:HE2	1:B:74:SER:HB2	1.77	0.49
1:C:118:LEU:HD22	1:C:119:PRO:CD	2.42	0.49
1:D:195:VAL:O	1:D:195:VAL:HG12	2.13	0.49
1:D:16:ARG:O	1:D:20:GLU:OE2	2.30	0.49

Continued on next page...

Continued from previous page...

Atom-1	Atom-2	Interatomic distance (Å)	Clash overlap (Å)
1:B:233:LEU:CA	1:B:236:GLU:HB3	2.37	0.49
1:B:70:TYR:OH	1:B:83:VAL:HG21	2.12	0.49
1:C:126:TYR:O	1:C:130:VAL:HG23	2.13	0.49
1:B:172:GLN:O	1:B:176:PHE:HB2	2.13	0.48
1:B:52:LEU:CD2	1:B:99:LYS:HG3	2.40	0.48
1:C:62:ALA:CB	1:C:88:LEU:HG	2.43	0.48
1:D:194:PRO:HB2	1:D:226:ASP:OD2	2.13	0.48
1:D:222:TRP:O	1:D:229:VAL:HB	2.13	0.48
1:A:46:GLN:HG3	1:A:50:GLN:OE1	2.12	0.48
1:C:82:SER:O	1:C:85:PRO:HG2	2.13	0.48
1:B:132:ASP:O	1:B:136:LEU:HB2	2.13	0.48
1:B:160:CYS:O	1:B:164:VAL:HG22	2.13	0.48
1:D:82:SER:C	1:D:85:PRO:HD2	2.34	0.48
1:B:101:LEU:HD21	1:B:133:LEU:HD12	1.96	0.48
1:D:47:ASP:HA	1:D:50:GLN:HE21	1.78	0.48
1:A:93:LYS:HG2	1:A:98:PRO:HB3	1.95	0.48
1:B:173:THR:O	1:B:177:MET:HB2	2.14	0.48
1:C:221:TRP:HA	1:C:224:TYR:CE1	2.48	0.48
1:C:239:HIS:HA	1:C:242:LEU:CD1	2.32	0.48
1:A:94:VAL:HG22	1:A:148:LEU:CG	2.44	0.48
1:B:223:GLU:HA	1:B:226:ASP:O	2.14	0.48
1:B:253:LYS:HA	1:B:256:TRP:HB2	1.96	0.48
1:C:158:VAL:O	1:C:158:VAL:HG12	2.13	0.48
1:C:156:HIS:CB	1:C:225:VAL:HG13	2.44	0.48
1:B:127:LEU:HA	1:B:130:VAL:CG2	2.43	0.48
1:C:122:ARG:HG3	1:C:123:SER:N	2.29	0.48
1:C:222:TRP:HD1	1:C:229:VAL:O	1.97	0.48
1:C:252:LEU:HA	1:C:255:ILE:CD1	2.44	0.48
1:A:19:LEU:O	1:A:22:SER:OG	2.30	0.48
1:B:259:ARG:HA	1:B:262:GLU:CG	2.31	0.48
1:B:83:VAL:O	1:B:86:ALA:HB3	2.14	0.48
1:C:241:PHE:CE2	1:C:245:LEU:HD21	2.49	0.48
1:D:29:VAL:CG1	1:D:33:LYS:HB3	2.35	0.48
1:A:128:GLN:O	1:A:131:GLN:OE1	2.32	0.48
1:A:23:PRO:HA	1:A:26:ARG:HG3	1.95	0.48
1:B:211:GLU:O	1:B:213:PRO:HD3	2.13	0.48
1:C:125:ALA:O	1:C:126:TYR:HB3	2.13	0.48
1:C:196:VAL:HG12	1:C:196:VAL:O	2.14	0.48
1:C:93:LYS:HG3	1:C:94:VAL:N	2.28	0.48
1:A:192:THR:O	1:A:196:VAL:HG23	2.14	0.48
1:B:195:VAL:O	1:B:195:VAL:HG12	2.14	0.48

Continued on next page...

Continued from previous page...

Atom-1	Atom-2	Interatomic distance (Å)	Clash overlap (Å)
1:B:46:GLN:NE2	1:B:59:ILE:HG21	2.29	0.47
1:B:68:ARG:O	1:B:71:MET:HB2	2.14	0.47
1:C:35:LEU:O	1:C:39:GLN:OE1	2.32	0.47
1:D:207:TRP:CH2	1:D:255:ILE:HG22	2.47	0.47
1:A:120:ASP:HB3	1:A:123:SER:HB3	1.96	0.47
1:B:16:ARG:HG3	1:B:18:GLN:HG2	1.96	0.47
1:D:38:ARG:HG3	1:D:75:PHE:HZ	1.79	0.47
1:A:12:TRP:HB3	1:A:68:ARG:CZ	2.44	0.47
1:C:107:VAL:HG13	1:C:111:CYS:SG	2.53	0.47
1:C:203:LEU:HD12	1:C:241:PHE:CE1	2.49	0.47
1:D:23:PRO:HA	1:D:26:ARG:CD	2.44	0.47
1:D:39:GLN:HG2	1:D:184:LEU:O	2.14	0.47
1:C:25:ARG:O	1:C:25:ARG:HG3	2.14	0.47
1:C:93:LYS:HA	1:C:98:PRO:HA	1.96	0.47
1:A:164:VAL:HB	1:A:212:ILE:CG2	2.44	0.47
1:A:58:THR:HG23	1:A:95:GLU:CG	2.45	0.47
1:B:12:TRP:HA	1:B:14:PHE:CE1	2.50	0.47
1:A:48:MET:O	1:A:51:ARG:HB2	2.13	0.47
1:B:253:LYS:HG2	1:B:257:ASN:OD1	2.14	0.47
1:C:41:ALA:HA	1:C:44:LEU:CD2	2.45	0.47
1:A:90:LEU:CD1	1:A:141:LEU:HG	2.45	0.47
1:A:201:ILE:O	1:A:205:CYS:HB2	2.14	0.47
1:B:252:LEU:HD11	1:B:256:TRP:NE1	2.29	0.47
1:C:10:LYS:HD2	1:D:18:GLN:CD	2.35	0.47
1:C:141:LEU:HA	1:C:141:LEU:HD23	1.76	0.47
1:C:16:ARG:HA	1:C:19:LEU:CB	2.39	0.47
1:C:42:ALA:HA	1:C:45:LEU:HD13	1.96	0.47
1:A:251:ARG:HD3	1:A:254:ARG:NE	2.26	0.47
1:C:51:ARG:HH11	1:C:107:VAL:HG22	1.79	0.47
1:C:120:ASP:OD2	1:C:121:THR:N	2.48	0.47
1:C:138:SER:O	1:C:142:GLN:NE2	2.47	0.47
1:D:177:MET:CE	1:D:203:LEU:HD22	2.44	0.47
1:D:208:SER:O	1:D:209:ASN:HB2	2.14	0.47
1:A:230:THR:O	1:A:234:LEU:HB2	2.15	0.47
1:A:45:LEU:CD2	1:A:59:ILE:HG23	2.44	0.47
1:B:214:VAL:CG1	1:B:221:TRP:HB3	2.45	0.47
1:C:154:HIS:O	1:C:157:VAL:N	2.48	0.47
1:C:90:LEU:HD12	1:C:94:VAL:HG23	1.96	0.47
1:A:152:HIS:HB3	1:A:154:HIS:ND1	2.29	0.47
1:B:42:ALA:HB1	1:B:63:ILE:HD12	1.96	0.47
1:B:138:SER:OG	1:C:146:PHE:HE1	1.98	0.47

Continued on next page...

Continued from previous page...

Atom-1	Atom-2	Interatomic distance (Å)	Clash overlap (Å)
1:A:101:LEU:HD22	1:A:101:LEU:O	2.15	0.47
1:A:64:VAL:O	1:A:68:ARG:HG3	2.14	0.47
1:A:83:VAL:O	1:A:86:ALA:HB3	2.15	0.47
1:B:214:VAL:HG13	1:B:221:TRP:HB3	1.97	0.47
1:B:66:MET:HG2	1:B:70:TYR:CE2	2.50	0.47
1:D:214:VAL:HG12	1:D:215:SER:H	1.79	0.47
1:D:94:VAL:CG2	1:D:148:LEU:HD23	2.45	0.47
1:B:18:GLN:HB2	1:B:20:GLU:CB	2.45	0.46
1:C:247:LYS:HA	1:C:247:LYS:HE3	1.97	0.46
1:C:147:GLU:O	1:C:148:LEU:HG	2.15	0.46
1:C:198:CYS:HB3	1:C:234:LEU:CD2	2.46	0.46
1:C:54:VAL:O	1:C:54:VAL:HG12	2.14	0.46
1:C:56:GLN:NE2	1:C:59:ILE:HB	2.29	0.46
1:B:168:LYS:CD	1:B:172:GLN:HE22	2.29	0.46
1:D:11:ARG:HG3	1:D:11:ARG:HH11	1.79	0.46
1:D:178:ALA:HA	1:D:200:CYS:SG	2.56	0.46
1:D:251:ARG:NH1	1:D:254:ARG:HB3	2.27	0.46
1:C:50:GLN:HG3	1:C:59:ILE:CD1	2.34	0.46
1:B:208:SER:O	1:B:209:ASN:HB2	2.15	0.46
1:C:135:ILE:HG22	1:C:136:LEU:HD23	1.97	0.46
1:C:248:THR:O	1:C:252:LEU:HB3	2.15	0.46
1:D:16:ARG:HE	1:D:190:GLN:HE21	1.62	0.46
1:C:46:GLN:O	1:C:50:GLN:OE1	2.34	0.46
1:A:230:THR:O	1:A:234:LEU:HD22	2.15	0.46
1:A:93:LYS:HB2	1:A:93:LYS:HE2	1.39	0.46
1:B:153:PRO:HD2	1:B:154:HIS:CE1	2.51	0.46
1:B:138:SER:HB2	1:C:138:SER:OG	2.15	0.46
1:C:16:ARG:CA	1:C:19:LEU:HD12	2.46	0.46
1:C:89:PHE:HD1	1:C:89:PHE:HA	1.64	0.46
1:B:155:THR:O	1:B:158:VAL:HG23	2.16	0.46
1:B:157:VAL:O	1:B:161:THR:OG1	2.30	0.46
1:B:219:LYS:HE3	1:B:219:LYS:HB3	1.53	0.46
1:C:252:LEU:HA	1:C:255:ILE:HD12	1.97	0.46
1:A:142:GLN:O	1:D:142:GLN:NE2	2.49	0.46
1:D:226:ASP:HB3	1:D:229:VAL:CG2	2.42	0.46
1:B:153:PRO:HB3	1:B:196:VAL:HB	1.98	0.46
1:C:207:TRP:CZ3	1:C:259:ARG:HG3	2.51	0.46
1:C:20:GLU:O	1:C:25:ARG:HG2	2.16	0.46
1:D:92:ALA:HB1	1:D:98:PRO:CA	2.39	0.46
1:A:259:ARG:O	1:A:259:ARG:HG2	2.16	0.45
1:B:103:HIS:O	1:B:107:VAL:HG23	2.15	0.45

Continued on next page...

Continued from previous page...

Atom-1	Atom-2	Interatomic distance (Å)	Clash overlap (Å)
1:B:151:ASP:N	1:B:151:ASP:OD2	2.50	0.45
1:B:155:THR:O	1:B:159:LYS:HE2	2.16	0.45
1:B:46:GLN:NE2	1:B:183:HIS:HE1	2.14	0.45
1:B:59:ILE:O	1:B:62:ALA:HB3	2.16	0.45
1:C:127:LEU:O	1:C:131:GLN:N	2.49	0.45
1:C:128:GLN:HA	1:C:131:GLN:CB	2.42	0.45
1:C:140:ILE:HG13	1:C:144:LEU:HD11	1.97	0.45
1:D:33:LYS:HD2	1:D:33:LYS:HA	1.53	0.45
1:A:16:ARG:HH11	1:B:233:LEU:HD11	1.81	0.45
1:C:20:GLU:OE2	1:C:25:ARG:HG3	2.17	0.45
1:D:68:ARG:HG3	1:D:189:LEU:CD2	2.46	0.45
1:D:151:ASP:HB2	1:D:193:PRO:HG2	1.98	0.45
1:A:45:LEU:HD22	1:A:63:ILE:CD1	2.46	0.45
1:A:62:ALA:O	1:A:65:TYR:HB2	2.16	0.45
1:D:236:GLU:O	1:D:240:GLU:HB2	2.16	0.45
1:A:109:HIS:O	1:A:113:HIS:N	2.50	0.45
1:A:153:PRO:CA	1:A:197:ALA:HB2	2.47	0.45
1:B:131:GLN:O	1:B:135:ILE:N	2.50	0.45
1:B:47:ASP:OD1	1:B:50:GLN:NE2	2.50	0.45
1:C:19:LEU:O	1:C:25:ARG:NH2	2.50	0.45
1:D:47:ASP:OD1	1:D:50:GLN:NE2	2.49	0.45
1:A:235:ASP:N	1:A:235:ASP:OD1	2.50	0.45
1:A:243:GLN:O	1:A:247:LYS:NZ	2.50	0.45
1:A:97:GLN:NE2	1:A:97:GLN:O	2.50	0.45
1:B:217:ASP:OD1	1:B:218:GLY:N	2.50	0.45
1:B:247:LYS:HD3	1:B:247:LYS:HA	1.48	0.45
1:B:39:GLN:NE2	1:B:184:LEU:O	2.50	0.45
1:C:118:LEU:HD22	1:C:118:LEU:HA	1.85	0.45
1:C:22:SER:O	1:C:25:ARG:N	2.50	0.45
1:C:238:THR:O	1:C:241:PHE:HB3	2.16	0.45
1:C:73:GLN:HA	1:C:73:GLN:OE1	2.17	0.45
1:D:125:ALA:O	1:D:129:GLN:NE2	2.50	0.45
1:D:8:ASN:ND2	1:D:151:ASP:OD2	2.50	0.45
1:A:195:VAL:HB	1:B:16:ARG:HH22	1.81	0.45
1:C:84:ALA:HB1	1:C:88:LEU:CD1	2.46	0.45
1:C:89:PHE:O	1:C:93:LYS:HB3	2.16	0.45
1:D:137:GLU:O	1:D:137:GLU:HG2	2.13	0.45
1:D:47:ASP:HA	1:D:50:GLN:NE2	2.32	0.45
1:A:22:SER:H	1:A:25:ARG:HE	1.64	0.45
1:B:102:GLU:O	1:B:106:LYS:N	2.50	0.45
1:B:53:ASN:ND2	2:B:368:HOH:O	2.50	0.45

Continued on next page...

Continued from previous page...

Atom-1	Atom-2	Interatomic distance (Å)	Clash overlap (Å)
1:B:44:LEU:CD2	1:B:81:ASN:HA	2.47	0.45
1:C:254:ARG:O	1:C:258:TRP:N	2.49	0.45
1:C:39:GLN:O	1:C:42:ALA:N	2.50	0.45
1:A:150:ILE:O	1:A:150:ILE:HG22	2.17	0.45
1:A:214:VAL:HG11	1:A:221:TRP:N	2.31	0.45
1:A:71:MET:HE2	1:A:71:MET:HB3	1.68	0.45
1:C:164:VAL:O	1:C:165:ARG:HB2	2.17	0.45
1:C:39:GLN:HG2	1:C:183:HIS:O	2.17	0.45
1:C:84:ALA:N	1:C:85:PRO:HD2	2.32	0.45
1:D:180:ASN:OD1	1:D:255:ILE:HD11	2.17	0.45
1:D:46:GLN:NE2	1:D:56:GLN:OE1	2.50	0.45
1:A:131:GLN:O	1:A:134:VAL:HG23	2.17	0.45
1:B:55:SER:O	1:B:58:THR:HB	2.16	0.45
1:C:169:ASP:OD2	1:C:262:GLU:HB2	2.16	0.45
1:D:173:THR:O	1:D:177:MET:HB2	2.17	0.45
1:D:16:ARG:O	1:D:19:LEU:N	2.50	0.45
1:A:252:LEU:HD11	1:A:256:TRP:NE1	2.32	0.45
1:B:127:LEU:HD21	2:B:364:HOH:O	2.16	0.45
1:B:15:THR:N	1:B:17:GLU:OE2	2.50	0.45
1:C:79:PRO:O	1:C:83:VAL:N	2.50	0.45
1:D:150:ILE:HG22	1:D:150:ILE:O	2.17	0.45
1:D:16:ARG:HH21	1:D:190:GLN:NE2	2.08	0.45
1:D:241:PHE:O	1:D:245:LEU:HD12	2.17	0.45
1:D:84:ALA:O	1:D:88:LEU:N	2.49	0.45
1:A:214:VAL:CG1	1:A:215:SER:H	2.27	0.44
1:A:8:ASN:N	2:A:360:HOH:O	2.50	0.44
1:B:138:SER:CA	1:B:141:LEU:HB2	2.34	0.44
1:B:184:LEU:HD11	1:B:251:ARG:HB3	2.00	0.44
1:B:21:ASN:OD1	1:B:26:ARG:NH2	2.50	0.44
1:B:146:PHE:CE2	1:C:142:GLN:HG3	2.52	0.44
1:C:173:THR:O	1:C:173:THR:HG22	2.16	0.44
1:A:251:ARG:HD3	1:A:251:ARG:HA	1.75	0.44
1:A:252:LEU:O	1:A:255:ILE:N	2.49	0.44
1:B:243:GLN:HA	1:B:246:GLU:CB	2.46	0.44
1:B:97:GLN:O	1:B:97:GLN:NE2	2.50	0.44
1:C:89:PHE:CZ	1:C:101:LEU:HD23	2.53	0.44
1:D:159:LYS:H	1:D:159:LYS:HG3	1.39	0.44
1:D:94:VAL:HG22	1:D:148:LEU:HD23	1.98	0.44
1:A:154:HIS:HA	1:A:157:VAL:HB	1.99	0.44
1:B:109:HIS:NE2	1:B:117:SER:O	2.50	0.44
1:B:136:LEU:HD23	1:B:139:ILE:HB	1.99	0.44

Continued on next page...

Continued from previous page...

Atom-1	Atom-2	Interatomic distance (Å)	Clash overlap (Å)
1:C:52:LEU:HD11	1:C:104:VAL:HG13	1.99	0.44
1:C:156:HIS:CG	1:C:225:VAL:HG13	2.52	0.44
1:C:162:GLN:O	1:C:165:ARG:N	2.50	0.44
1:C:254:ARG:O	1:C:258:TRP:HB2	2.17	0.44
1:D:42:ALA:CB	1:D:63:ILE:HD12	2.48	0.44
1:A:148:LEU:N	1:A:148:LEU:HD12	2.32	0.44
1:A:67:HIS:NE2	1:A:182:LEU:O	2.50	0.44
1:B:130:VAL:HG12	1:B:131:GLN:N	2.33	0.44
1:B:242:LEU:O	1:B:246:GLU:N	2.50	0.44
1:C:215:SER:N	1:C:219:LYS:O	2.50	0.44
1:C:39:GLN:O	1:C:43:ASN:N	2.51	0.44
1:C:44:LEU:N	1:C:44:LEU:HD13	2.32	0.44
1:C:70:TYR:HE1	1:C:74:SER:O	2.00	0.44
1:C:84:ALA:O	1:C:88:LEU:HD12	2.17	0.44
1:D:30:ASP:CB	1:D:33:LYS:HB2	2.48	0.44
1:A:62:ALA:O	1:A:65:TYR:N	2.50	0.44
1:B:21:ASN:HD21	1:B:26:ARG:NH2	2.13	0.44
1:C:207:TRP:CH2	1:C:259:ARG:HG3	2.53	0.44
1:D:65:TYR:OH	1:D:148:LEU:O	2.30	0.44
1:A:159:LYS:HB2	1:A:163:LEU:CD1	2.48	0.44
1:B:46:GLN:HB2	1:B:183:HIS:CE1	2.52	0.44
1:C:156:HIS:O	1:C:160:CYS:N	2.49	0.44
1:C:237:LEU:HA	1:C:237:LEU:HD23	1.80	0.44
1:A:146:PHE:CZ	1:D:139:ILE:HA	2.48	0.44
1:D:20:GLU:O	1:D:25:ARG:NE	2.50	0.44
1:D:59:ILE:O	1:D:62:ALA:HB3	2.17	0.44
1:A:156:HIS:HA	1:A:159:LYS:NZ	2.33	0.44
1:B:90:LEU:HD21	1:B:141:LEU:HA	2.00	0.44
1:B:148:LEU:N	1:B:148:LEU:HD12	2.33	0.44
1:C:39:GLN:O	1:C:43:ASN:ND2	2.50	0.44
1:C:65:TYR:O	1:C:87:ALA:HB2	2.17	0.44
1:A:52:LEU:HD21	1:A:107:VAL:HG21	2.00	0.44
1:A:131:GLN:O	1:A:135:ILE:N	2.50	0.44
1:A:33:LYS:O	1:A:36:SER:N	2.50	0.44
1:B:101:LEU:O	1:B:101:LEU:HD22	2.18	0.44
1:D:222:TRP:HB2	1:D:229:VAL:CG1	2.48	0.44
1:A:85:PRO:CB	1:A:133:LEU:HD11	2.47	0.44
1:A:22:SER:H	1:A:25:ARG:NE	2.15	0.44
1:B:133:LEU:HA	1:B:133:LEU:HD22	1.89	0.44
1:B:179:THR:O	1:B:179:THR:HG22	2.18	0.44
1:D:93:LYS:HA	1:D:98:PRO:HB3	1.98	0.44

Continued on next page...

Continued from previous page...

Atom-1	Atom-2	Interatomic distance (Å)	Clash overlap (Å)
1:B:168:LYS:CE	1:B:172:GLN:HE22	2.31	0.43
1:C:107:VAL:HG13	1:C:111:CYS:HG	1.83	0.43
1:C:42:ALA:HB2	1:C:66:MET:CE	2.48	0.43
1:C:241:PHE:O	1:C:245:LEU:HD12	2.19	0.43
1:A:32:ASP:O	1:A:36:SER:N	2.51	0.43
1:B:125:ALA:O	1:B:129:GLN:OE1	2.35	0.43
1:B:23:PRO:HG2	1:B:72:ILE:CA	2.48	0.43
1:C:207:TRP:CH2	1:C:255:ILE:HG22	2.48	0.43
1:C:35:LEU:HD13	1:C:35:LEU:HA	1.79	0.43
1:C:94:VAL:HG12	1:C:95:GLU:N	2.33	0.43
1:D:133:LEU:HD22	1:D:133:LEU:HA	1.83	0.43
1:D:262:GLU:O	1:D:263:ALA:HB2	2.18	0.43
1:A:90:LEU:HD22	1:A:140:ILE:HG23	2.00	0.43
1:B:19:LEU:HD23	1:B:19:LEU:N	2.32	0.43
1:B:94:VAL:HG22	1:B:148:LEU:HD23	2.01	0.43
1:C:198:CYS:SG	1:C:229:VAL:HG11	2.58	0.43
1:D:77:ARG:HG3	1:D:77:ARG:H	1.67	0.43
1:D:131:GLN:O	1:D:135:ILE:HB	2.18	0.43
1:D:142:GLN:O	1:D:142:GLN:HG3	2.18	0.43
1:D:230:THR:O	1:D:234:LEU:HD22	2.18	0.43
1:D:77:ARG:O	1:D:79:PRO:HD3	2.19	0.43
1:A:208:SER:O	1:A:209:ASN:HB2	2.19	0.43
1:A:226:ASP:HB3	1:A:229:VAL:HG23	1.99	0.43
1:B:203:LEU:HD12	1:B:238:THR:HA	2.00	0.43
1:C:198:CYS:SG	1:C:222:TRP:HA	2.58	0.43
1:A:16:ARG:HB2	2:A:377:HOH:O	2.18	0.43
1:B:185:THR:HG22	1:B:244:ILE:CG2	2.48	0.43
1:B:48:MET:O	1:B:51:ARG:HB2	2.19	0.43
1:A:137:GLU:O	1:A:137:GLU:HG3	2.18	0.43
1:A:20:GLU:OE1	1:A:31:PRO:HB3	2.18	0.43
1:A:46:GLN:HA	1:A:59:ILE:HG21	2.00	0.43
1:B:150:ILE:O	1:B:150:ILE:HG22	2.17	0.43
1:C:170:LEU:HD21	1:C:205:CYS:SG	2.59	0.43
1:C:244:ILE:HG22	1:C:248:THR:HG21	2.01	0.43
1:D:14:PHE:HB2	1:D:19:LEU:HD23	2.00	0.43
1:D:30:ASP:HB2	1:D:33:LYS:HB2	2.01	0.43
1:D:69:PHE:CE2	1:D:73:GLN:HG3	2.54	0.43
1:A:130:VAL:HG12	1:A:131:GLN:N	2.34	0.43
1:A:179:THR:HG23	1:A:183:HIS:ND1	2.34	0.43
1:B:14:PHE:HB3	1:B:17:GLU:OE2	2.18	0.43
1:B:226:ASP:OD1	1:B:228:THR:HG23	2.19	0.43

Continued on next page...

Continued from previous page...

Atom-1	Atom-2	Interatomic distance (Å)	Clash overlap (Å)
1:C:194:PRO:O	1:C:197:ALA:HB3	2.19	0.43
1:C:93:LYS:HA	1:C:98:PRO:CA	2.48	0.43
1:D:130:VAL:HG12	1:D:131:GLN:N	2.33	0.43
1:D:53:ASN:HD22	1:D:53:ASN:HA	1.62	0.43
1:A:184:LEU:N	1:A:184:LEU:HD23	2.33	0.43
1:A:199:VAL:O	1:A:203:LEU:HB2	2.19	0.43
1:A:236:GLU:O	1:A:240:GLU:HB2	2.19	0.43
1:A:199:VAL:HG12	1:A:241:PHE:HD1	1.84	0.43
1:B:248:THR:O	1:B:252:LEU:HB3	2.18	0.43
1:C:133:LEU:CA	1:C:136:LEU:HG	2.47	0.43
1:C:230:THR:CG2	1:C:233:LEU:H	2.32	0.43
1:D:148:LEU:N	1:D:148:LEU:HD12	2.34	0.43
1:D:24:SER:OG	1:D:34:GLU:OE1	2.30	0.43
1:A:186:THR:HB	1:A:189:LEU:HD12	2.01	0.42
1:A:53:ASN:HA	1:A:53:ASN:HD22	1.62	0.42
1:B:226:ASP:HB3	1:B:229:VAL:CG2	2.42	0.42
1:C:199:VAL:HA	1:C:234:LEU:HD11	2.00	0.42
1:D:34:GLU:HG3	1:D:75:PHE:CE2	2.54	0.42
1:A:140:ILE:HG12	1:A:144:LEU:CD1	2.37	0.42
1:A:145:GLY:HA2	1:D:142:GLN:CD	2.39	0.42
1:B:32:ASP:O	1:B:35:LEU:HD23	2.19	0.42
1:C:42:ALA:HB2	1:C:66:MET:HE1	2.01	0.42
1:D:156:HIS:CE1	1:D:194:PRO:HB3	2.54	0.42
1:A:10:LYS:O	1:A:12:TRP:NE1	2.52	0.42
1:A:251:ARG:O	1:A:255:ILE:HG13	2.19	0.42
1:B:18:GLN:HB2	1:B:20:GLU:HG3	2.01	0.42
1:C:208:SER:O	1:C:209:ASN:HB3	2.19	0.42
1:C:226:ASP:HB3	1:C:229:VAL:HG23	2.00	0.42
1:D:101:LEU:HD22	1:D:101:LEU:O	2.19	0.42
1:A:154:HIS:O	1:A:157:VAL:HB	2.20	0.42
1:A:180:ASN:OD1	1:A:184:LEU:HG	2.20	0.42
1:A:219:LYS:HE3	1:A:219:LYS:HB3	1.52	0.42
1:A:241:PHE:O	1:A:245:LEU:HD12	2.20	0.42
1:B:134:VAL:HA	1:B:137:GLU:HB3	2.01	0.42
1:B:66:MET:O	1:B:70:TYR:HD2	2.03	0.42
1:C:132:ASP:O	1:C:136:LEU:CG	2.67	0.42
1:C:24:SER:O	1:C:29:VAL:HB	2.20	0.42
1:C:251:ARG:NH2	2:C:377:HOH:O	2.49	0.42
1:C:45:LEU:CD2	1:C:88:LEU:HD11	2.48	0.42
1:D:14:PHE:HB2	1:D:19:LEU:CD2	2.50	0.42
1:B:64:VAL:HG22	1:B:182:LEU:HD21	2.01	0.42

Continued on next page...

Continued from previous page...

Atom-1	Atom-2	Interatomic distance (Å)	Clash overlap (Å)
1:B:46:GLN:HE21	1:B:183:HIS:HE1	1.67	0.42
1:C:83:VAL:O	1:C:86:ALA:N	2.50	0.42
1:D:214:VAL:HG21	1:D:221:TRP:CB	2.34	0.42
1:D:97:GLN:HB3	1:D:97:GLN:HE21	1.58	0.42
1:A:38:ARG:O	1:A:42:ALA:N	2.50	0.42
1:A:82:SER:C	1:A:85:PRO:HD2	2.39	0.42
1:D:184:LEU:N	1:D:184:LEU:HD23	2.33	0.42
1:A:131:GLN:C	1:A:134:VAL:HG23	2.40	0.42
1:B:184:LEU:HD23	1:B:184:LEU:N	2.34	0.42
1:B:93:LYS:N	1:B:98:PRO:HB3	2.35	0.42
1:C:78:PHE:HA	1:C:79:PRO:HD3	1.87	0.42
1:D:214:VAL:CG2	1:D:221:TRP:HB3	2.34	0.42
1:A:105:ILE:HD11	1:A:133:LEU:CB	2.50	0.42
1:B:102:GLU:HG2	1:B:106:LYS:HD2	2.02	0.42
1:C:168:LYS:O	1:C:172:GLN:HB2	2.19	0.42
1:C:251:ARG:NH1	1:C:254:ARG:HH12	2.17	0.42
1:D:14:PHE:N	1:D:189:LEU:O	2.50	0.42
1:A:244:ILE:O	1:A:244:ILE:HG22	2.20	0.42
1:A:62:ALA:HB2	1:A:91:ALA:CB	2.50	0.42
1:C:54:VAL:HG22	1:C:58:THR:CG2	2.49	0.42
1:D:101:LEU:CD2	1:D:133:LEU:HD12	2.50	0.42
1:A:102:GLU:O	1:A:106:LYS:N	2.53	0.42
1:A:131:GLN:CA	1:A:134:VAL:HG23	2.48	0.42
1:B:245:LEU:O	1:B:252:LEU:HD13	2.20	0.42
1:C:20:GLU:HG2	1:C:25:ARG:HG2	2.02	0.42
1:D:71:MET:HB3	1:D:71:MET:HE2	1.84	0.42
1:B:25:ARG:HA	1:B:25:ARG:HD3	1.75	0.41
1:B:45:LEU:HD22	1:B:63:ILE:CD1	2.50	0.41
1:C:105:ILE:O	1:C:105:ILE:HG23	2.18	0.41
1:D:64:VAL:HG21	1:D:152:HIS:HE1	1.84	0.41
1:A:54:VAL:HG13	1:A:55:SER:N	2.35	0.41
1:B:54:VAL:HG13	1:B:55:SER:N	2.35	0.41
1:C:129:GLN:O	1:C:133:LEU:HB2	2.20	0.41
1:C:177:MET:HB3	1:C:200:CYS:CB	2.50	0.41
1:C:154:HIS:CE1	1:C:178:ALA:HB3	2.56	0.41
1:C:36:SER:O	1:C:40:GLN:HB2	2.20	0.41
1:D:11:ARG:HG3	1:D:11:ARG:NH1	2.35	0.41
1:D:179:THR:O	1:D:179:THR:HG22	2.18	0.41
1:D:77:ARG:HD3	1:D:78:PHE:CE2	2.54	0.41
1:A:127:LEU:HA	1:A:130:VAL:CG2	2.51	0.41
1:A:151:ASP:OD2	1:A:151:ASP:N	2.53	0.41

Continued on next page...

Continued from previous page...

Atom-1	Atom-2	Interatomic distance (Å)	Clash overlap (Å)
1:A:182:LEU:HD13	1:A:182:LEU:HA	1.84	0.41
1:C:177:MET:HE2	1:C:203:LEU:CD1	2.50	0.41
1:C:65:TYR:CB	1:C:87:ALA:HB1	2.50	0.41
1:A:131:GLN:O	1:A:134:VAL:N	2.50	0.41
1:A:159:LYS:HB2	1:A:163:LEU:HD11	2.03	0.41
1:A:54:VAL:HG12	1:A:59:ILE:HD12	2.02	0.41
1:B:142:GLN:O	1:B:145:GLY:N	2.49	0.41
1:B:34:GLU:HA	1:B:37:TYR:HD2	1.85	0.41
1:C:18:GLN:HA	1:C:21:ASN:CB	2.51	0.41
1:D:10:LYS:O	1:D:11:ARG:HG2	2.20	0.41
1:A:31:PRO:O	1:A:35:LEU:HB3	2.19	0.41
1:B:137:GLU:HG3	1:B:137:GLU:O	2.20	0.41
1:A:21:ASN:ND2	1:B:228:THR:HG22	2.35	0.41
1:B:46:GLN:HE21	1:B:183:HIS:CE1	2.39	0.41
1:C:101:LEU:CD2	1:C:134:VAL:HG23	2.50	0.41
1:C:162:GLN:H	1:C:162:GLN:CD	2.23	0.41
1:C:226:ASP:HB2	1:C:229:VAL:HG23	2.02	0.41
1:C:231:LEU:HD23	1:C:232:GLU:N	2.36	0.41
1:C:65:TYR:HB3	1:C:87:ALA:HB1	2.02	0.41
1:C:233:LEU:HD22	1:D:20:GLU:HG2	2.03	0.41
1:D:251:ARG:NH1	1:D:254:ARG:NE	2.68	0.41
1:A:10:LYS:HB2	1:A:10:LYS:HE3	1.21	0.41
1:C:244:ILE:HG22	1:C:248:THR:CG2	2.51	0.41
1:D:124:GLU:OE1	1:D:127:LEU:HD12	2.21	0.41
1:A:10:LYS:O	1:A:11:ARG:HB2	2.21	0.41
1:A:190:GLN:HB3	1:A:191:TYR:CD2	2.56	0.41
1:A:206:LYS:O	1:A:209:ASN:N	2.50	0.41
1:A:77:ARG:HD3	1:A:78:PHE:CE2	2.55	0.41
1:B:203:LEU:CD1	1:B:241:PHE:HB3	2.51	0.41
1:C:192:THR:CG2	1:C:195:VAL:HG23	2.51	0.41
1:C:170:LEU:CD1	1:C:210:TRP:HB3	2.49	0.41
1:C:194:PRO:CA	1:C:225:VAL:HG12	2.51	0.41
1:D:151:ASP:OD2	1:D:151:ASP:N	2.54	0.41
1:D:236:GLU:OE1	1:D:237:LEU:HD21	2.20	0.41
1:A:90:LEU:CD2	1:A:140:ILE:HG23	2.50	0.41
1:A:177:MET:CE	1:A:203:LEU:HD22	2.50	0.41
1:C:255:ILE:HG13	1:C:255:ILE:H	1.56	0.41
1:C:56:GLN:HE22	1:C:59:ILE:HG22	1.84	0.41
1:A:222:TRP:CH2	1:A:231:LEU:HD13	2.56	0.41
1:A:252:LEU:HD11	1:A:256:TRP:HE1	1.84	0.41
1:A:32:ASP:O	1:A:35:LEU:HD23	2.20	0.41

Continued on next page...

Continued from previous page...

Atom-1	Atom-2	Interatomic distance (Å)	Clash overlap (Å)
1:A:33:LYS:HD2	1:A:33:LYS:HA	1.49	0.41
1:B:23:PRO:HG2	1:B:72:ILE:C	2.41	0.41
1:C:127:LEU:HA	1:C:127:LEU:HD23	1.82	0.41
1:C:239:HIS:O	1:C:242:LEU:N	2.50	0.41
1:A:138:SER:HB2	1:D:134:VAL:O	2.20	0.41
1:A:99:LYS:HA	1:A:99:LYS:HD3	1.91	0.41
1:C:153:PRO:HB3	1:C:193:PRO:CA	2.48	0.41
1:C:177:MET:HB3	1:C:200:CYS:HB3	2.02	0.41
1:D:259:ARG:HA	1:D:262:GLU:CB	2.51	0.41
1:D:42:ALA:HA	1:D:45:LEU:CD1	2.51	0.41
1:A:89:PHE:CD1	1:A:104:VAL:HG21	2.56	0.41
1:A:74:SER:HB3	1:A:77:ARG:CG	2.41	0.41
1:B:18:GLN:CB	1:B:20:GLU:HG3	2.51	0.41
1:B:19:LEU:HD21	1:B:71:MET:CE	2.51	0.41
1:B:233:LEU:HD21	1:B:237:LEU:HD11	2.03	0.41
1:C:135:ILE:CG2	1:C:136:LEU:HD23	2.51	0.41
1:D:14:PHE:HD1	1:D:18:GLN:NE2	2.19	0.41
1:C:16:ARG:HA	1:C:19:LEU:CD1	2.50	0.40
1:D:219:LYS:HE2	1:D:219:LYS:HB3	1.40	0.40
1:D:26:ARG:HH11	1:D:26:ARG:CG	2.34	0.40
1:A:202:HIS:NE2	1:A:231:LEU:HD11	2.36	0.40
1:B:69:PHE:CE1	1:B:139:ILE:HG22	2.54	0.40
1:A:30:ASP:HB3	1:A:33:LYS:H	1.86	0.40
1:B:19:LEU:HD12	1:B:34:GLU:OE2	2.21	0.40
1:B:251:ARG:HD3	1:B:251:ARG:HA	1.82	0.40
1:C:161:THR:HG22	1:C:162:GLN:N	2.36	0.40
1:C:45:LEU:HG	1:C:88:LEU:HD11	2.04	0.40
1:C:57:LEU:HD13	1:C:57:LEU:HA	1.81	0.40
1:D:244:ILE:HG22	1:D:244:ILE:O	2.21	0.40
1:A:219:LYS:CE	1:A:223:GLU:HB3	2.52	0.40
1:B:29:VAL:HG12	1:B:33:LYS:HB3	2.02	0.40
1:C:206:LYS:NZ	2:C:361:HOH:O	2.53	0.40
1:C:56:GLN:HE21	1:C:60:ASN:ND2	2.19	0.40
1:C:84:ALA:HB1	1:C:88:LEU:HD13	2.03	0.40
1:D:51:ARG:HB3	1:D:107:VAL:HG13	2.04	0.40
1:D:135:ILE:HG22	1:D:136:LEU:N	2.35	0.40
1:D:54:VAL:HG13	1:D:55:SER:N	2.35	0.40
1:D:46:GLN:CD	1:D:56:GLN:HE22	2.24	0.40
1:A:93:LYS:H	1:A:93:LYS:HG3	1.71	0.40

There are no symmetry-related clashes.

5.3 Torsion angles [i](#)

5.3.1 Protein backbone [i](#)

In the following table, the Percentiles column shows the percent Ramachandran outliers of the chain as a percentile score with respect to all X-ray entries followed by that with respect to entries of similar resolution.

The Analysed column shows the number of residues for which the backbone conformation was analysed, and the total number of residues.

Mol	Chain	Analysed	Favoured	Allowed	Outliers	Percentiles	
1	A	254/358 (71%)	223 (88%)	26 (10%)	5 (2%)	7	17
1	B	254/358 (71%)	219 (86%)	30 (12%)	5 (2%)	7	17
1	C	254/358 (71%)	186 (73%)	63 (25%)	5 (2%)	7	17
1	D	254/358 (71%)	222 (87%)	26 (10%)	6 (2%)	6	13
All	All	1016/1432 (71%)	850 (84%)	145 (14%)	21 (2%)	7	16

All (21) Ramachandran outliers are listed below:

Mol	Chain	Res	Type
1	B	15	THR
1	C	214	VAL
1	D	10	LYS
1	D	215	SER
1	A	38	ARG
1	B	38	ARG
1	C	211	GLU
1	D	28	GLY
1	D	38	ARG
1	B	28	GLY
1	A	28	GLY
1	C	123	SER
1	A	92	ALA
1	A	158	VAL
1	C	161	THR
1	D	158	VAL
1	B	158	VAL
1	C	153	PRO
1	A	72	ILE
1	B	72	ILE
1	D	72	ILE

5.3.2 Protein sidechains [i](#)

In the following table, the Percentiles column shows the percent sidechain outliers of the chain as a percentile score with respect to all X-ray entries followed by that with respect to entries of similar resolution.

The Analysed column shows the number of residues for which the sidechain conformation was analysed, and the total number of residues.

Mol	Chain	Analysed	Rotameric	Outliers	Percentiles	
1	A	227/307 (74%)	145 (64%)	82 (36%)	0	0
1	B	228/307 (74%)	145 (64%)	83 (36%)	0	0
1	C	229/307 (75%)	144 (63%)	85 (37%)	0	0
1	D	228/307 (74%)	137 (60%)	91 (40%)	0	0
All	All	912/1228 (74%)	571 (63%)	341 (37%)	0	0

All (341) residues with a non-rotameric sidechain are listed below:

Mol	Chain	Res	Type
1	A	10	LYS
1	A	12	TRP
1	A	15	THR
1	A	16	ARG
1	A	19	LEU
1	A	25	ARG
1	A	26	ARG
1	A	30	ASP
1	A	33	LYS
1	A	35	LEU
1	A	36	SER
1	A	40	GLN
1	A	52	LEU
1	A	53	ASN
1	A	54	VAL
1	A	57	LEU
1	A	67	HIS
1	A	71	MET
1	A	73	GLN
1	A	76	THR
1	A	77	ARG
1	A	78	PHE
1	A	88	LEU
1	A	89	PHE

Continued on next page...

Continued from previous page...

Mol	Chain	Res	Type
1	A	93	LYS
1	A	97	GLN
1	A	100	LYS
1	A	101	LEU
1	A	104	VAL
1	A	106	LYS
1	A	110	THR
1	A	111	CYS
1	A	117	SER
1	A	118	LEU
1	A	121	THR
1	A	122	ARG
1	A	129	GLN
1	A	132	ASP
1	A	133	LEU
1	A	134	VAL
1	A	135	ILE
1	A	137	GLU
1	A	139	ILE
1	A	141	LEU
1	A	142	GLN
1	A	149	THR
1	A	150	ILE
1	A	151	ASP
1	A	155	THR
1	A	157	VAL
1	A	159	LYS
1	A	161	THR
1	A	168	LYS
1	A	172	GLN
1	A	173	THR
1	A	174	SER
1	A	177	MET
1	A	181	SER
1	A	182	LEU
1	A	184	LEU
1	A	185	THR
1	A	189	LEU
1	A	203	LEU
1	A	205	CYS
1	A	212	ILE
1	A	214	VAL

Continued on next page...

Continued from previous page...

Mol	Chain	Res	Type
1	A	215	SER
1	A	216	THR
1	A	219	LYS
1	A	225	VAL
1	A	228	THR
1	A	230	THR
1	A	233	LEU
1	A	234	LEU
1	A	235	ASP
1	A	238	THR
1	A	241	PHE
1	A	243	GLN
1	A	246	GLU
1	A	251	ARG
1	A	261	CYS
1	A	262	GLU
1	B	10	LYS
1	B	11	ARG
1	B	14	PHE
1	B	16	ARG
1	B	18	GLN
1	B	25	ARG
1	B	26	ARG
1	B	30	ASP
1	B	33	LYS
1	B	35	LEU
1	B	36	SER
1	B	40	GLN
1	B	52	LEU
1	B	53	ASN
1	B	54	VAL
1	B	57	LEU
1	B	67	HIS
1	B	73	GLN
1	B	76	THR
1	B	78	PHE
1	B	88	LEU
1	B	89	PHE
1	B	93	LYS
1	B	96	GLU
1	B	97	GLN
1	B	100	LYS

Continued on next page...

Continued from previous page...

Mol	Chain	Res	Type
1	B	101	LEU
1	B	104	VAL
1	B	106	LYS
1	B	110	THR
1	B	111	CYS
1	B	117	SER
1	B	118	LEU
1	B	121	THR
1	B	122	ARG
1	B	124	GLU
1	B	131	GLN
1	B	132	ASP
1	B	133	LEU
1	B	134	VAL
1	B	135	ILE
1	B	137	GLU
1	B	139	ILE
1	B	141	LEU
1	B	142	GLN
1	B	146	PHE
1	B	149	THR
1	B	150	ILE
1	B	151	ASP
1	B	152	HIS
1	B	155	THR
1	B	157	VAL
1	B	159	LYS
1	B	161	THR
1	B	168	LYS
1	B	172	GLN
1	B	173	THR
1	B	174	SER
1	B	177	MET
1	B	181	SER
1	B	182	LEU
1	B	184	LEU
1	B	185	THR
1	B	189	LEU
1	B	203	LEU
1	B	205	CYS
1	B	212	ILE
1	B	214	VAL

Continued on next page...

Continued from previous page...

Mol	Chain	Res	Type
1	B	215	SER
1	B	216	THR
1	B	225	VAL
1	B	228	THR
1	B	230	THR
1	B	233	LEU
1	B	234	LEU
1	B	238	THR
1	B	241	PHE
1	B	243	GLN
1	B	245	LEU
1	B	246	GLU
1	B	247	LYS
1	B	251	ARG
1	B	257	ASN
1	C	10	LYS
1	C	14	PHE
1	C	16	ARG
1	C	18	GLN
1	C	21	ASN
1	C	22	SER
1	C	25	ARG
1	C	26	ARG
1	C	29	VAL
1	C	35	LEU
1	C	36	SER
1	C	44	LEU
1	C	45	LEU
1	C	48	MET
1	C	52	LEU
1	C	54	VAL
1	C	57	LEU
1	C	61	THR
1	C	68	ARG
1	C	72	ILE
1	C	73	GLN
1	C	76	THR
1	C	78	PHE
1	C	82	SER
1	C	83	VAL
1	C	88	LEU
1	C	89	PHE

Continued on next page...

Continued from previous page...

Mol	Chain	Res	Type
1	C	90	LEU
1	C	99	LYS
1	C	103	HIS
1	C	104	VAL
1	C	105	ILE
1	C	106	LYS
1	C	110	THR
1	C	112	LEU
1	C	116	GLU
1	C	118	LEU
1	C	121	THR
1	C	127	LEU
1	C	131	GLN
1	C	132	ASP
1	C	134	VAL
1	C	135	ILE
1	C	138	SER
1	C	139	ILE
1	C	140	ILE
1	C	141	LEU
1	C	142	GLN
1	C	143	THR
1	C	144	LEU
1	C	146	PHE
1	C	147	GLU
1	C	151	ASP
1	C	154	HIS
1	C	156	HIS
1	C	165	ARG
1	C	168	LYS
1	C	177	MET
1	C	180	ASN
1	C	181	SER
1	C	182	LEU
1	C	185	THR
1	C	199	VAL
1	C	201	ILE
1	C	205	CYS
1	C	206	LYS
1	C	207	TRP
1	C	208	SER
1	C	212	ILE

Continued on next page...

Continued from previous page...

Mol	Chain	Res	Type
1	C	216	THR
1	C	219	LYS
1	C	223	GLU
1	C	226	ASP
1	C	228	THR
1	C	238	THR
1	C	240	GLU
1	C	244	ILE
1	C	246	GLU
1	C	247	LYS
1	C	251	ARG
1	C	254	ARG
1	C	255	ILE
1	C	256	TRP
1	C	259	ARG
1	C	262	GLU
1	D	9	ASN
1	D	10	LYS
1	D	11	ARG
1	D	13	TYR
1	D	16	ARG
1	D	18	GLN
1	D	19	LEU
1	D	20	GLU
1	D	25	ARG
1	D	26	ARG
1	D	30	ASP
1	D	33	LYS
1	D	35	LEU
1	D	36	SER
1	D	40	GLN
1	D	45	LEU
1	D	52	LEU
1	D	53	ASN
1	D	54	VAL
1	D	57	LEU
1	D	67	HIS
1	D	73	GLN
1	D	76	THR
1	D	77	ARG
1	D	78	PHE
1	D	88	LEU

Continued on next page...

Continued from previous page...

Mol	Chain	Res	Type
1	D	89	PHE
1	D	93	LYS
1	D	97	GLN
1	D	100	LYS
1	D	101	LEU
1	D	104	VAL
1	D	106	LYS
1	D	110	THR
1	D	111	CYS
1	D	117	SER
1	D	118	LEU
1	D	121	THR
1	D	122	ARG
1	D	124	GLU
1	D	129	GLN
1	D	131	GLN
1	D	132	ASP
1	D	133	LEU
1	D	134	VAL
1	D	135	ILE
1	D	139	ILE
1	D	141	LEU
1	D	144	LEU
1	D	146	PHE
1	D	147	GLU
1	D	149	THR
1	D	150	ILE
1	D	151	ASP
1	D	155	THR
1	D	157	VAL
1	D	159	LYS
1	D	160	CYS
1	D	161	THR
1	D	168	LYS
1	D	172	GLN
1	D	173	THR
1	D	174	SER
1	D	177	MET
1	D	181	SER
1	D	182	LEU
1	D	184	LEU
1	D	185	THR

Continued on next page...

Continued from previous page...

Mol	Chain	Res	Type
1	D	189	LEU
1	D	203	LEU
1	D	205	CYS
1	D	211	GLU
1	D	212	ILE
1	D	214	VAL
1	D	215	SER
1	D	216	THR
1	D	219	LYS
1	D	225	VAL
1	D	228	THR
1	D	230	THR
1	D	233	LEU
1	D	234	LEU
1	D	238	THR
1	D	239	HIS
1	D	241	PHE
1	D	243	GLN
1	D	251	ARG
1	D	254	ARG
1	D	259	ARG
1	D	261	CYS
1	D	262	GLU

Some sidechains can be flipped to improve hydrogen bonding and reduce clashes. All (46) such sidechains are listed below:

Mol	Chain	Res	Type
1	A	21	ASN
1	A	46	GLN
1	A	53	ASN
1	A	56	GLN
1	A	73	GLN
1	A	113	HIS
1	A	156	HIS
1	A	172	GLN
1	A	183	HIS
1	A	257	ASN
1	B	21	ASN
1	B	39	GLN
1	B	46	GLN
1	B	50	GLN
1	B	53	ASN

Continued on next page...

Continued from previous page...

Mol	Chain	Res	Type
1	B	97	GLN
1	B	172	GLN
1	B	180	ASN
1	B	183	HIS
1	B	190	GLN
1	B	202	HIS
1	C	39	GLN
1	C	56	GLN
1	C	60	ASN
1	C	113	HIS
1	C	129	GLN
1	C	183	HIS
1	C	190	GLN
1	C	239	HIS
1	C	257	ASN
1	D	8	ASN
1	D	18	GLN
1	D	50	GLN
1	D	53	ASN
1	D	60	ASN
1	D	97	GLN
1	D	103	HIS
1	D	129	GLN
1	D	142	GLN
1	D	156	HIS
1	D	172	GLN
1	D	183	HIS
1	D	190	GLN
1	D	202	HIS
1	D	220	HIS
1	D	257	ASN

5.3.3 RNA [i](#)

There are no RNA molecules in this entry.

5.4 Non-standard residues in protein, DNA, RNA chains [i](#)

There are no non-standard protein/DNA/RNA residues in this entry.

5.5 Carbohydrates [i](#)

There are no carbohydrates in this entry.

5.6 Ligand geometry [i](#)

There are no ligands in this entry.

5.7 Other polymers [i](#)

There are no such residues in this entry.

5.8 Polymer linkage issues [i](#)

There are no chain breaks in this entry.

6 Fit of model and data

6.1 Protein, DNA and RNA chains

In the following table, the column labelled ‘#RSRZ> 2’ contains the number (and percentage) of RSRZ outliers, followed by percent RSRZ outliers for the chain as percentile scores relative to all X-ray entries and entries of similar resolution. The OWAB column contains the minimum, median, 95th percentile and maximum values of the occupancy-weighted average B-factor per residue. The column labelled ‘Q< 0.9’ lists the number of (and percentage) of residues with an average occupancy less than 0.9.

Mol	Chain	Analysed	<RSRZ>	#RSRZ>2	OWAB(Å ²)	Q<0.9
1	A	256/358 (71%)	0.54	15 (5%) 22 20	23, 60, 69, 76	0
1	B	256/358 (71%)	0.58	18 (7%) 16 14	23, 60, 69, 76	0
1	C	256/358 (71%)	0.42	15 (5%) 22 20	22, 53, 67, 80	0
1	D	256/358 (71%)	0.59	18 (7%) 16 14	24, 61, 69, 76	0
All	All	1024/1432 (71%)	0.53	66 (6%) 19 17	22, 59, 69, 80	0

All (66) RSRZ outliers are listed below:

Mol	Chain	Res	Type	RSRZ
1	C	157	VAL	5.8
1	A	255	ILE	5.7
1	D	257	ASN	5.3
1	D	57	LEU	4.3
1	B	255	ILE	4.1
1	D	253	LYS	4.0
1	D	252	LEU	4.0
1	A	91	ALA	4.0
1	C	252	LEU	4.0
1	D	229	VAL	3.9
1	A	252	LEU	3.8
1	B	173	THR	3.7
1	C	253	LYS	3.6
1	D	157	VAL	3.5
1	B	50	GLN	3.2
1	A	90	LEU	3.1
1	A	201	ILE	3.1
1	B	182	LEU	3.1
1	C	260	ALA	3.0
1	B	157	VAL	2.9
1	A	141	LEU	2.8

Continued on next page...

Continued from previous page...

Mol	Chain	Res	Type	RSRZ
1	B	261	CYS	2.8
1	B	252	LEU	2.8
1	D	141	LEU	2.8
1	D	155	THR	2.7
1	D	104	VAL	2.6
1	C	225	VAL	2.6
1	C	213	PRO	2.5
1	D	213	PRO	2.5
1	D	140	ILE	2.5
1	B	153	PRO	2.5
1	C	255	ILE	2.5
1	B	35	LEU	2.4
1	A	256	TRP	2.4
1	B	146	PHE	2.4
1	C	173	THR	2.4
1	A	206	LYS	2.4
1	D	133	LEU	2.3
1	C	231	LEU	2.3
1	A	111	CYS	2.3
1	C	203	LEU	2.3
1	B	164	VAL	2.3
1	B	155	THR	2.3
1	A	153	PRO	2.2
1	C	224	TYR	2.2
1	B	225	VAL	2.2
1	D	212	ILE	2.2
1	D	256	TRP	2.2
1	B	86	ALA	2.2
1	C	261	CYS	2.2
1	D	58	THR	2.1
1	C	81	ASN	2.1
1	A	187	PHE	2.1
1	A	229	VAL	2.1
1	B	85	PRO	2.1
1	B	90	LEU	2.1
1	B	105	ILE	2.1
1	C	214	VAL	2.1
1	A	234	LEU	2.1
1	D	220	HIS	2.0
1	D	136	LEU	2.0
1	D	189	LEU	2.0
1	A	217	ASP	2.0

Continued on next page...

Continued from previous page...

Mol	Chain	Res	Type	RSRZ
1	A	182	LEU	2.0
1	B	220	HIS	2.0
1	C	133	LEU	2.0

6.2 Non-standard residues in protein, DNA, RNA chains [i](#)

There are no non-standard protein/DNA/RNA residues in this entry.

6.3 Carbohydrates [i](#)

There are no carbohydrates in this entry.

6.4 Ligands [i](#)

There are no ligands in this entry.

6.5 Other polymers [i](#)

There are no such residues in this entry.