



Full wwPDB EM Validation Report ⓘ

Nov 20, 2022 – 02:51 pm GMT

PDB ID : 2C7E
EMDB ID : EMD-1047
Title : REVISED ATOMIC STRUCTURE FITTING INTO A GROEL(D398A)-
ATP7 CRYO-EM MAP (EMD 1047)
Authors : Ranson, N.A.; Farr, G.W.; Roseman, A.M.; Gowen, B.; Fenton, W.A.; Hor-
wich, A.L.; Saibil, H.R.
Deposited on : 2005-11-22
Resolution : 9.70 Å(reported)

This is a Full wwPDB EM Validation Report for a publicly released PDB entry.

We welcome your comments at validation@mail.wwpdb.org

A user guide is available at

<https://www.wwpdb.org/validation/2017/EMValidationReportHelp>

with specific help available everywhere you see the ⓘ symbol.

The types of validation reports are described at

<http://www.wwpdb.org/validation/2017/FAQs#types>.

The following versions of software and data (see [references ⓘ](#)) were used in the production of this report:

EMDB validation analysis : 0.0.1.dev43
Mogul : 1.8.4, CSD as541be (2020)
MolProbity : 4.02b-467
buster-report : 1.1.7 (2018)
Percentile statistics : 20191225.v01 (using entries in the PDB archive December 25th 2019)
MapQ : 1.9.9
Ideal geometry (proteins) : Engh & Huber (2001)
Ideal geometry (DNA, RNA) : Parkinson et al. (1996)
Validation Pipeline (wwPDB-VP) : 2.31.2

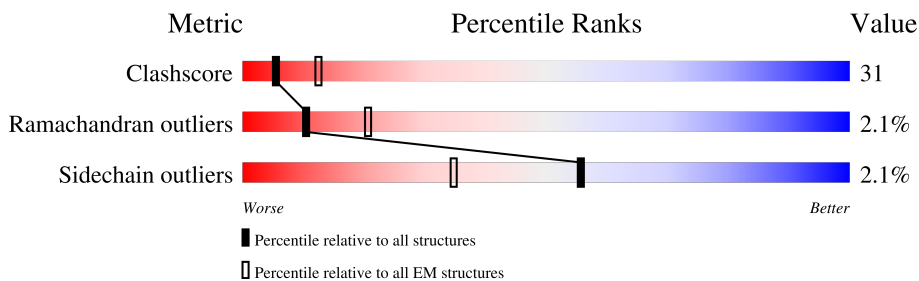
1 Overall quality at a glance i

The following experimental techniques were used to determine the structure:

ELECTRON MICROSCOPY

The reported resolution of this entry is 9.70 Å.

Percentile scores (ranging between 0-100) for global validation metrics of the entry are shown in the following graphic. The table shows the number of entries on which the scores are based.



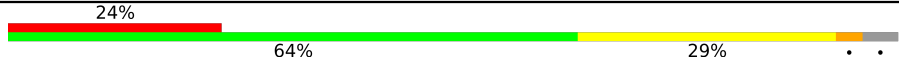
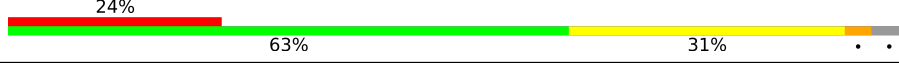

Metric	Whole archive (#Entries)	EM structures (#Entries)
Clashscore	158937	4297
Ramachandran outliers	154571	4023
Sidechain outliers	154315	3826

The table below summarises the geometric issues observed across the polymeric chains and their fit to the map. The red, orange, yellow and green segments of the bar indicate the fraction of residues that contain outliers for ≥ 3 , 2, 1 and 0 types of geometric quality criteria respectively. A grey segment represents the fraction of residues that are not modelled. The numeric value for each fraction is indicated below the corresponding segment, with a dot representing fractions $\leq 5\%$. The upper red bar (where present) indicates the fraction of residues that have poor fit to the EM map (all-atom inclusion $< 40\%$). The numeric value is given above the bar.

Mol	Chain	Length	Quality of chain
1	A	547	33% (Poor fit) 59% (0 outliers) 35% (1 outlier) . . (2 outliers)
1	B	547	33% (Poor fit) 60% (0 outliers) 34% (1 outlier) . . (2 outliers)
1	C	547	34% (Poor fit) 59% (0 outliers) 34% (1 outlier) . . (2 outliers)
1	D	547	34% (Poor fit) 59% (0 outliers) 34% (1 outlier) . . (2 outliers)
1	E	547	33% (Poor fit) 60% (0 outliers) 34% (1 outlier) . . (2 outliers)
1	F	547	34% (Poor fit) 60% (0 outliers) 33% (1 outlier) . . (2 outliers)
1	G	547	33% (Poor fit) 60% (0 outliers) 34% (1 outlier) . . (2 outliers)
1	H	547	24% (Poor fit) 63% (0 outliers) 30% (1 outlier) . . (2 outliers)

Continued on next page...

Continued from previous page...

Mol	Chain	Length	Quality of chain
1	I	547	
1	J	547	
1	K	547	
1	L	547	
1	M	547	
1	N	547	

2 Entry composition [i](#)

There are 5 unique types of molecules in this entry. The entry contains 54243 atoms, of which 0 are hydrogens and 0 are deuteriums.

In the tables below, the AltConf column contains the number of residues with at least one atom in alternate conformation and the Trace column contains the number of residues modelled with at most 2 atoms.

- Molecule 1 is a protein called 60 KDA CHAPERONIN.

Mol	Chain	Residues	Atoms					AltConf	Trace
			Total	C	N	O	S		
1	A	525	3855	2399	664	772	20	0	0
1	B	525	3855	2399	664	772	20	0	0
1	C	525	3855	2399	664	772	20	0	0
1	D	525	3855	2399	664	772	20	0	0
1	E	525	3855	2399	664	772	20	0	0
1	F	525	3855	2399	664	772	20	0	0
1	G	525	3855	2399	664	772	20	0	0
1	H	525	3855	2399	664	772	20	0	0
1	I	525	3855	2399	664	772	20	0	0
1	J	525	3855	2399	664	772	20	0	0
1	K	525	3855	2399	664	772	20	0	0
1	L	525	3855	2399	664	772	20	0	0
1	M	525	3855	2399	664	772	20	0	0
1	N	525	3855	2399	664	772	20	0	0

There are 28 discrepancies between the modelled and reference sequences:

Chain	Residue	Modelled	Actual	Comment	Reference
A	13	GLY	ARG	engineered mutation	UNP P06139
A	126	VAL	ALA	engineered mutation	UNP P06139

Continued on next page...

Continued from previous page...

Chain	Residue	Modelled	Actual	Comment	Reference
B	13	GLY	ARG	engineered mutation	UNP P06139
B	126	VAL	ALA	engineered mutation	UNP P06139
C	13	GLY	ARG	engineered mutation	UNP P06139
C	126	VAL	ALA	engineered mutation	UNP P06139
D	13	GLY	ARG	engineered mutation	UNP P06139
D	126	VAL	ALA	engineered mutation	UNP P06139
E	13	GLY	ARG	engineered mutation	UNP P06139
E	126	VAL	ALA	engineered mutation	UNP P06139
F	13	GLY	ARG	engineered mutation	UNP P06139
F	126	VAL	ALA	engineered mutation	UNP P06139
G	13	GLY	ARG	engineered mutation	UNP P06139
G	126	VAL	ALA	engineered mutation	UNP P06139
H	13	GLY	ARG	engineered mutation	UNP P06139
H	126	VAL	ALA	engineered mutation	UNP P06139
I	13	GLY	ARG	engineered mutation	UNP P06139
I	126	VAL	ALA	engineered mutation	UNP P06139
J	13	GLY	ARG	engineered mutation	UNP P06139
J	126	VAL	ALA	engineered mutation	UNP P06139
K	13	GLY	ARG	engineered mutation	UNP P06139
K	126	VAL	ALA	engineered mutation	UNP P06139
L	13	GLY	ARG	engineered mutation	UNP P06139
L	126	VAL	ALA	engineered mutation	UNP P06139
M	13	GLY	ARG	engineered mutation	UNP P06139
M	126	VAL	ALA	engineered mutation	UNP P06139
N	13	GLY	ARG	engineered mutation	UNP P06139
N	126	VAL	ALA	engineered mutation	UNP P06139

- Molecule 2 is POTASSIUM ION (three-letter code: K) (formula: K).

Mol	Chain	Residues	Atoms	AltConf
2	A	1	Total K 1 1	0
2	B	1	Total K 1 1	0
2	C	1	Total K 1 1	0
2	D	1	Total K 1 1	0
2	E	1	Total K 1 1	0
2	F	1	Total K 1 1	0

Continued on next page...

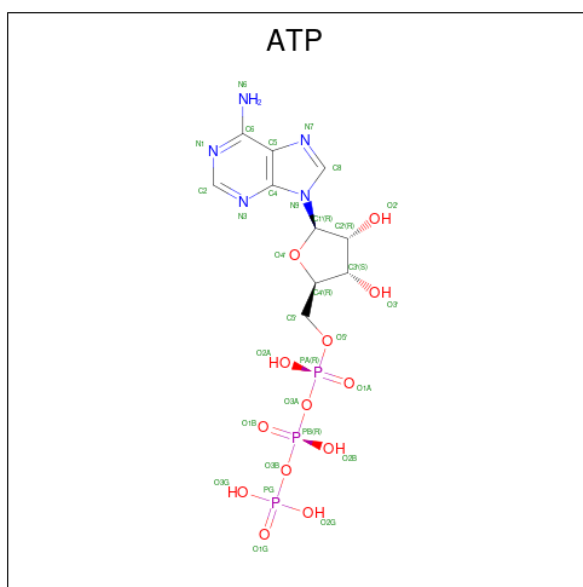
Continued from previous page...

Mol	Chain	Residues	Atoms	AltConf
2	G	1	Total K 1 1	0

- Molecule 3 is MAGNESIUM ION (three-letter code: MG) (formula: Mg).

Mol	Chain	Residues	Atoms	AltConf
3	A	1	Total Mg 1 1	0
3	B	1	Total Mg 1 1	0
3	C	1	Total Mg 1 1	0
3	D	1	Total Mg 1 1	0
3	E	1	Total Mg 1 1	0
3	F	1	Total Mg 1 1	0
3	G	1	Total Mg 1 1	0

- Molecule 4 is ADENOSINE-5'-TRIPHOSPHATE (three-letter code: ATP) (formula: $C_{10}H_{16}N_5O_{13}P_3$).



Mol	Chain	Residues	Atoms	AltConf
4	A	1	Total C N O P 31 10 5 13 3	0

Continued on next page...

Continued from previous page...

Mol	Chain	Residues	Atoms					AltConf
4	B	1	Total	C	N	O	P	0
			31	10	5	13	3	
4	C	1	Total	C	N	O	P	0
			31	10	5	13	3	
4	D	1	Total	C	N	O	P	0
			31	10	5	13	3	
4	E	1	Total	C	N	O	P	0
			31	10	5	13	3	
4	F	1	Total	C	N	O	P	0
			31	10	5	13	3	
4	G	1	Total	C	N	O	P	0
			31	10	5	13	3	

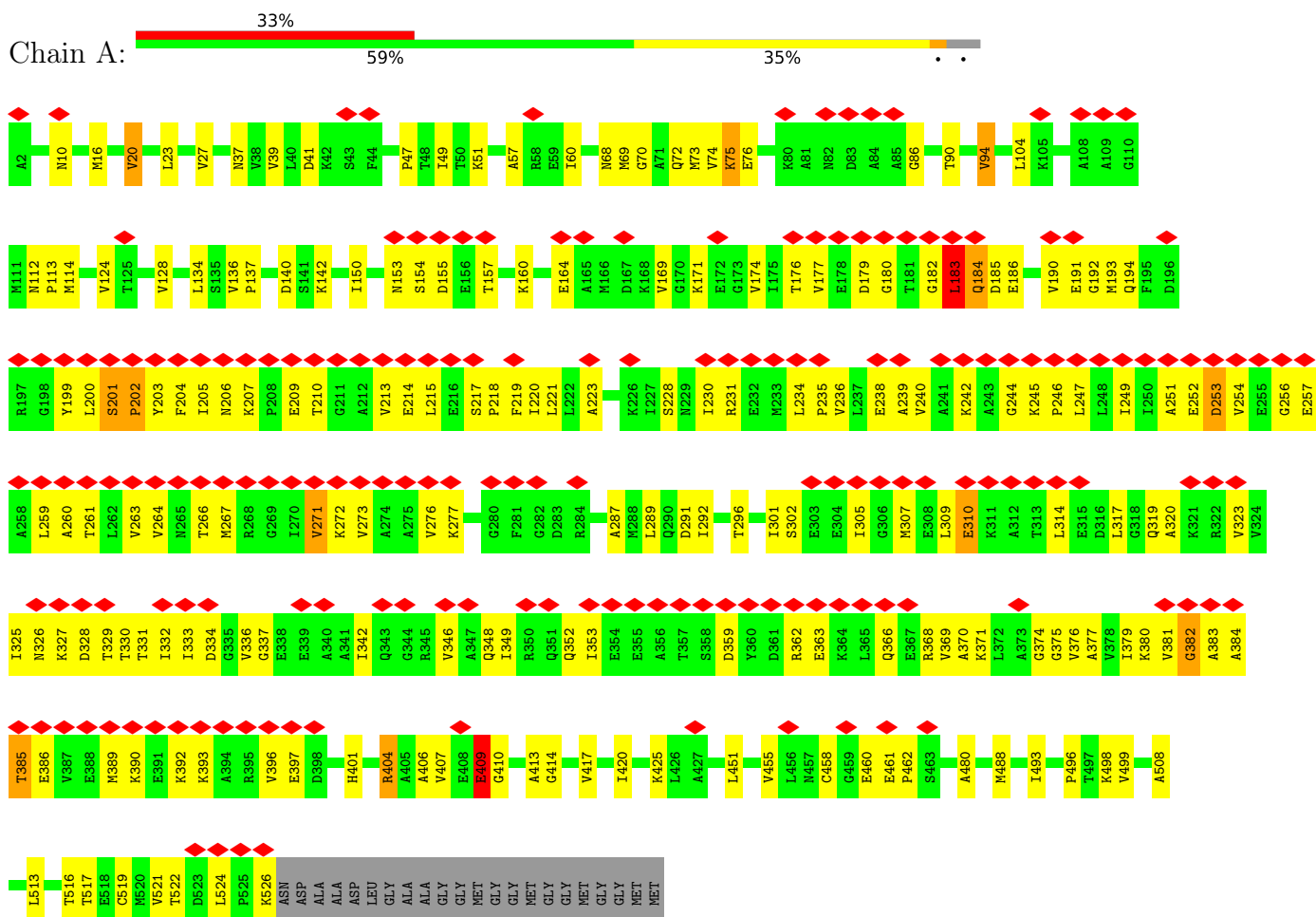
- Molecule 5 is water.

Mol	Chain	Residues	Atoms		AltConf
5	A	42	Total	O	0
			42	42	

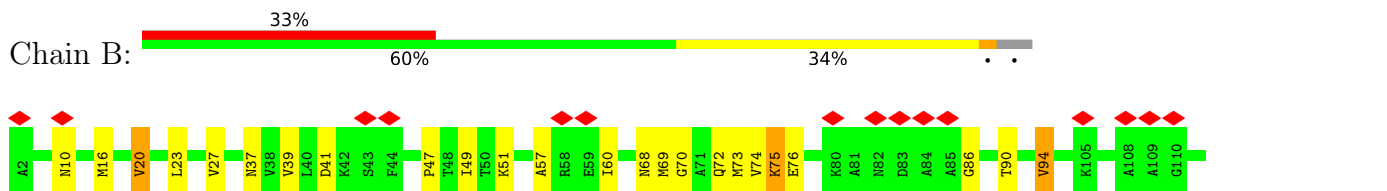
3 Residue-property plots

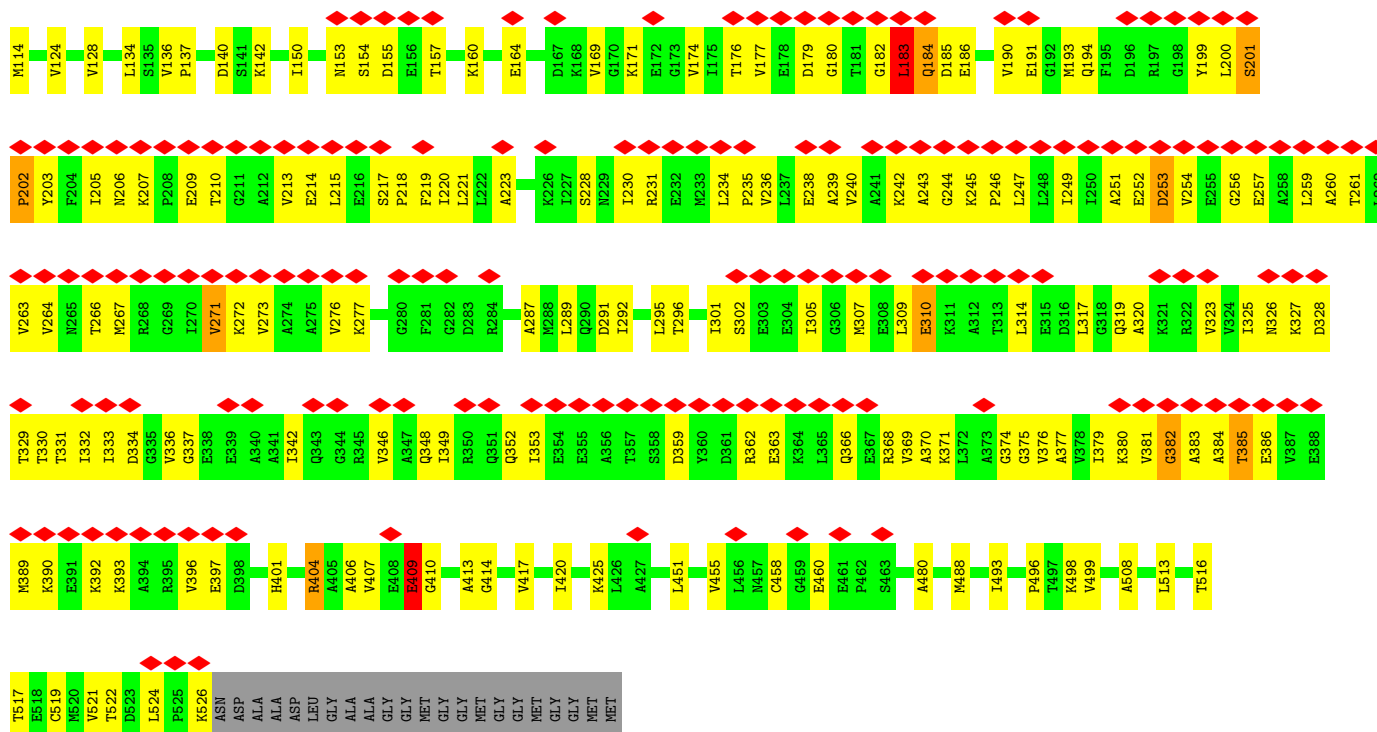
These plots are drawn for all protein, RNA, DNA and oligosaccharide chains in the entry. The first graphic for a chain summarises the proportions of the various outlier classes displayed in the second graphic. The second graphic shows the sequence view annotated by issues in geometry and atom inclusion in map density. Residues are color-coded according to the number of geometric quality criteria for which they contain at least one outlier: green = 0, yellow = 1, orange = 2 and red = 3 or more. A red diamond above a residue indicates a poor fit to the EM map for this residue (all-atom inclusion < 40%). Stretches of 2 or more consecutive residues without any outlier are shown as a green connector. Residues present in the sample, but not in the model, are shown in grey.

• Molecule 1: 60 KDA CHAPERONIN




• Molecule 1: 60 KDA CHAPERONIN






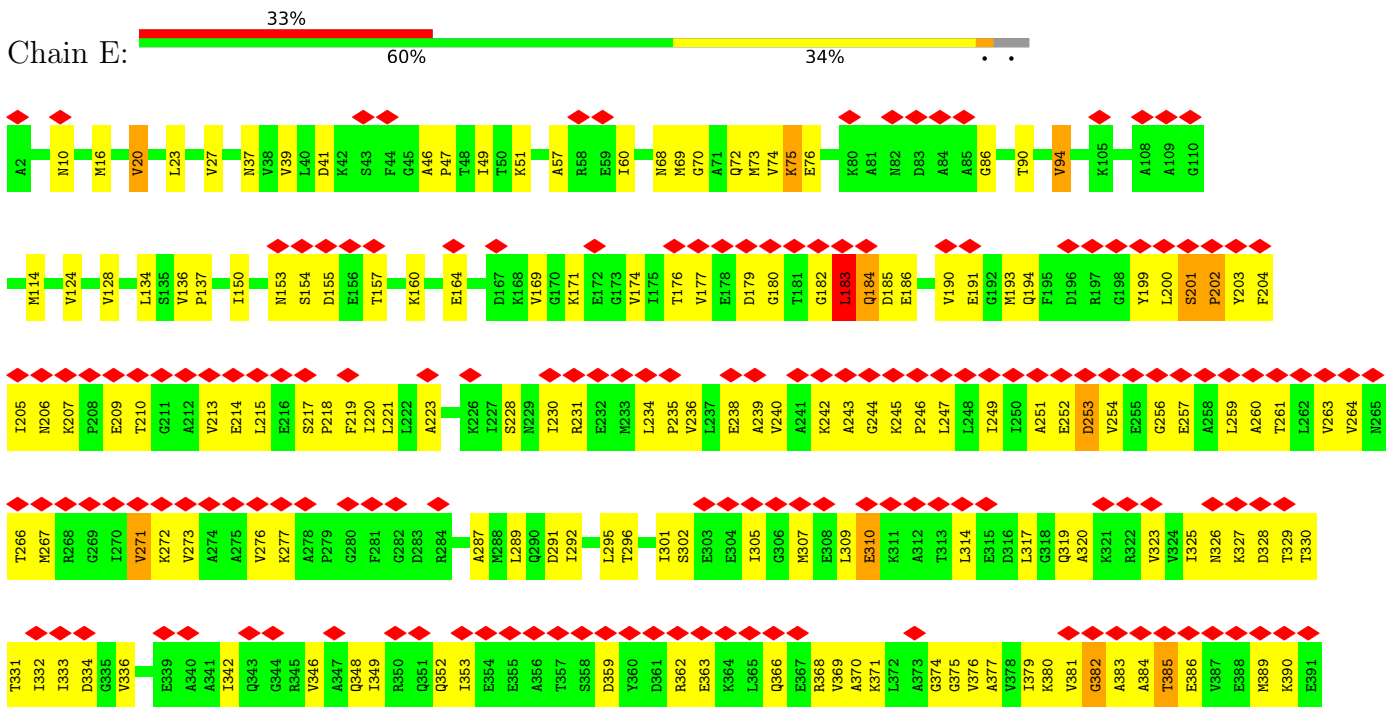
● Molecule 1: 60 KDA CHAPERONIN

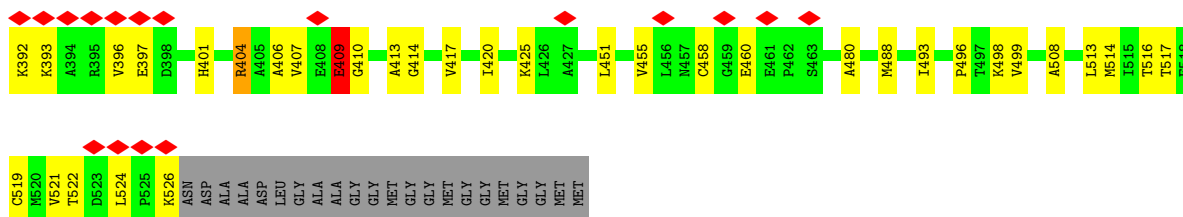


• Molecule 1: 60 KDA CHAPERONIN

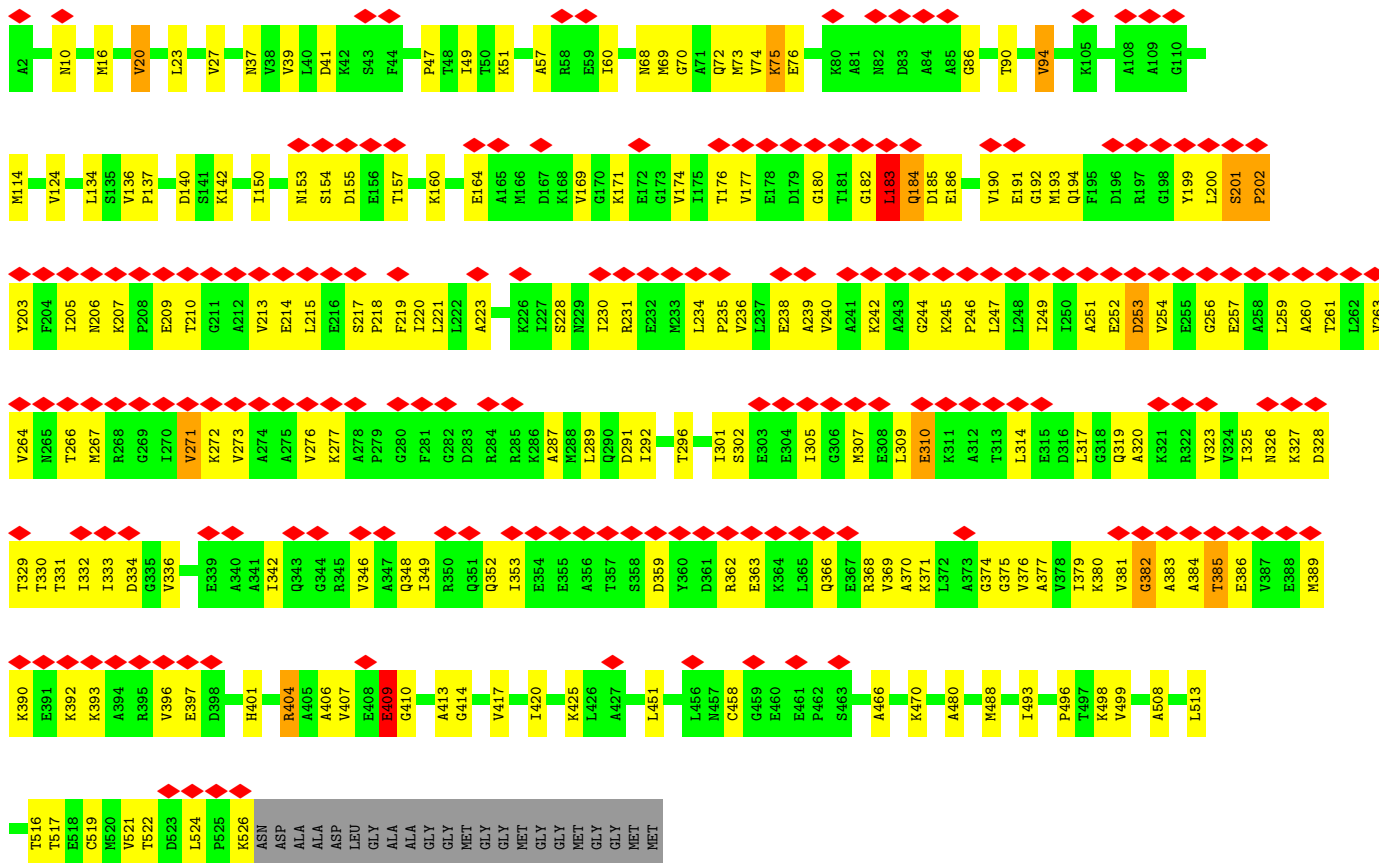


• Molecule 1: 60 KDA CHAPERONIN

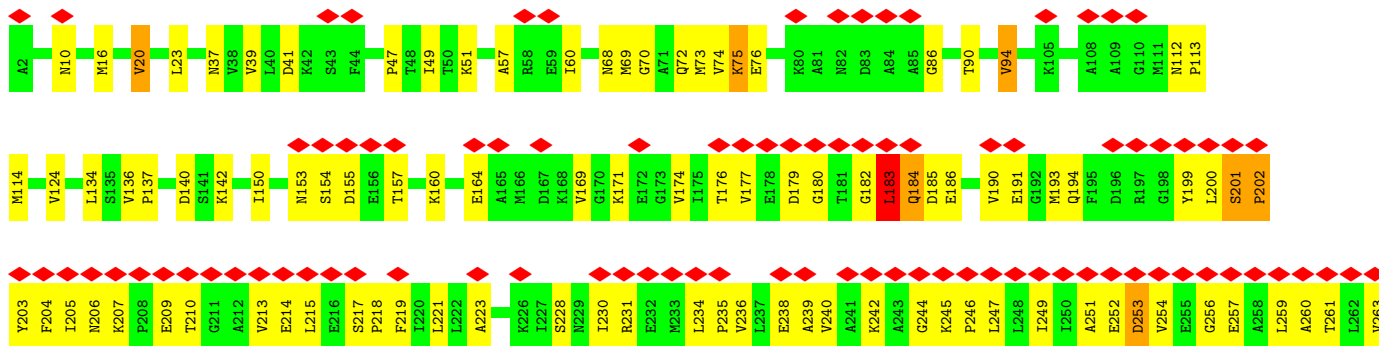


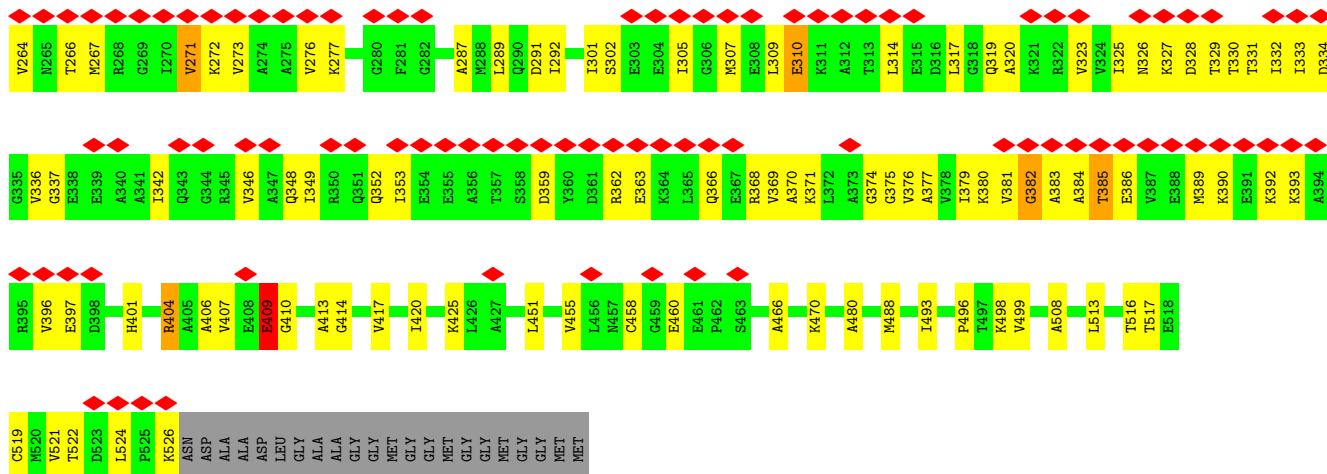


• Molecule 1: 60 KDA CHAPERONIN

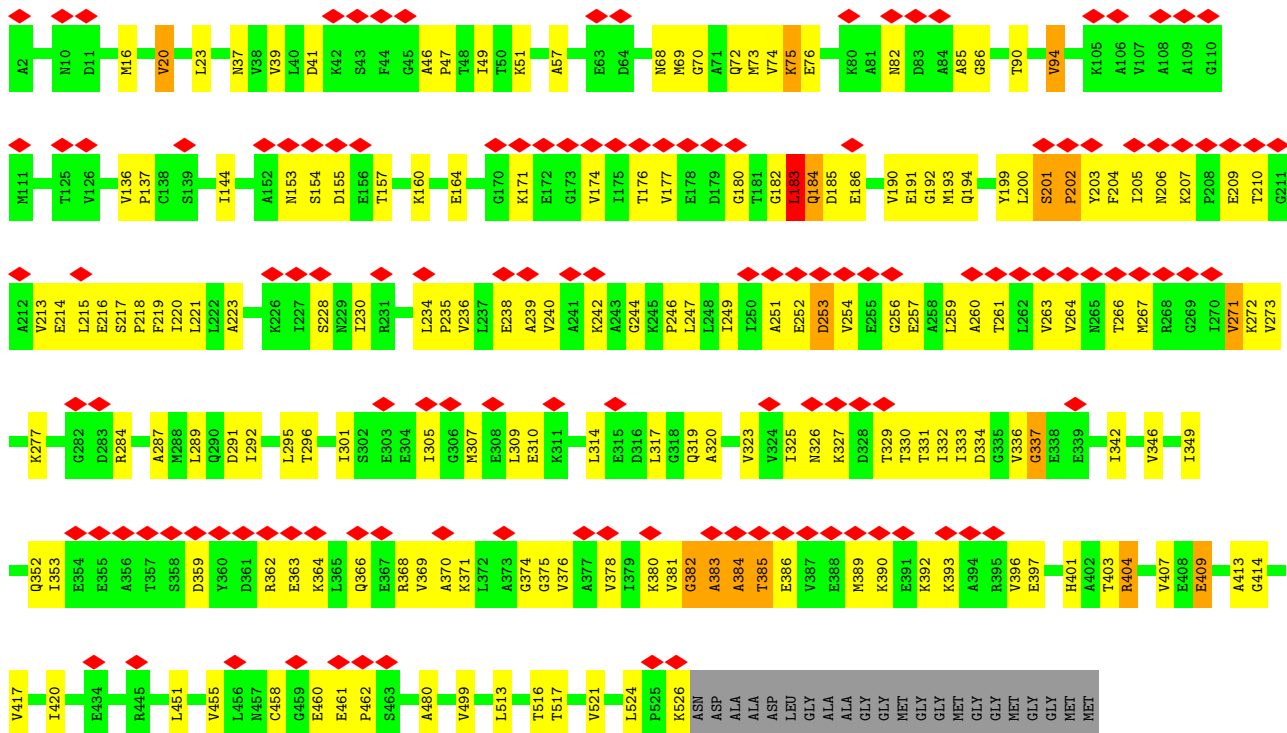


• Molecule 1: 60 KDA CHAPERONIN

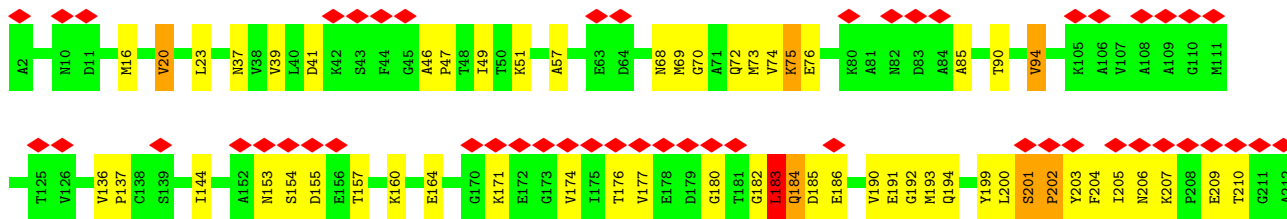


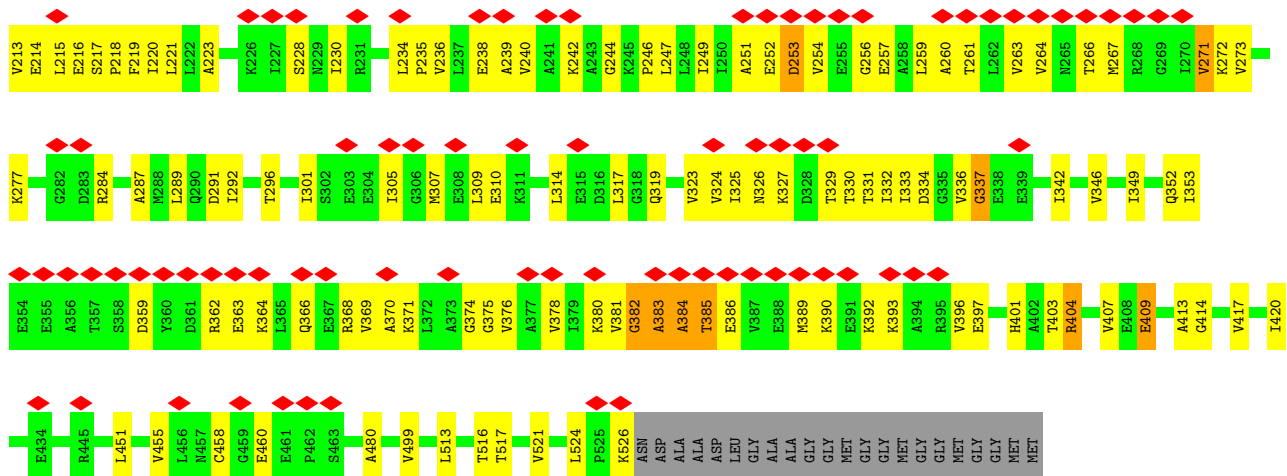


• Molecule 1: 60 KDA CHAPERONIN

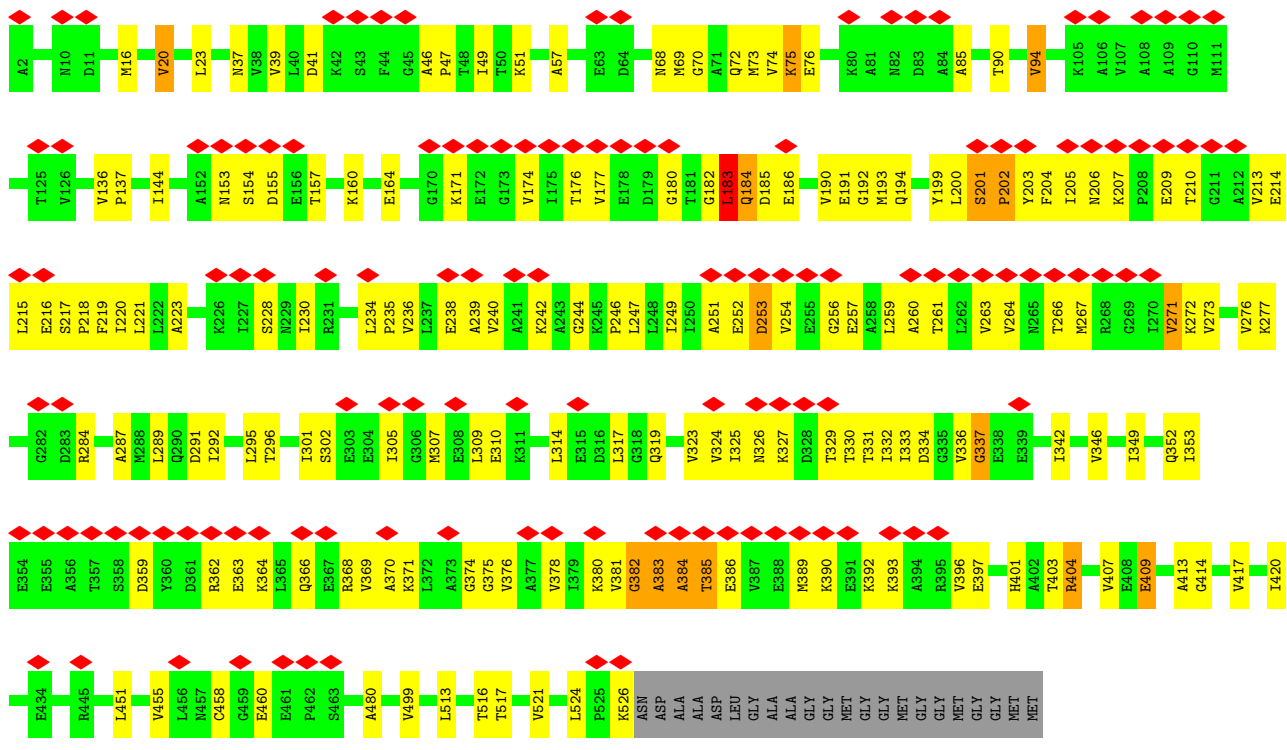


• Molecule 1: 60 KDA CHAPERONIN

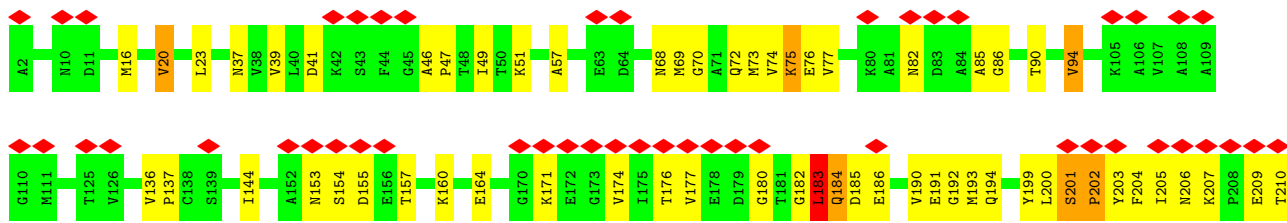


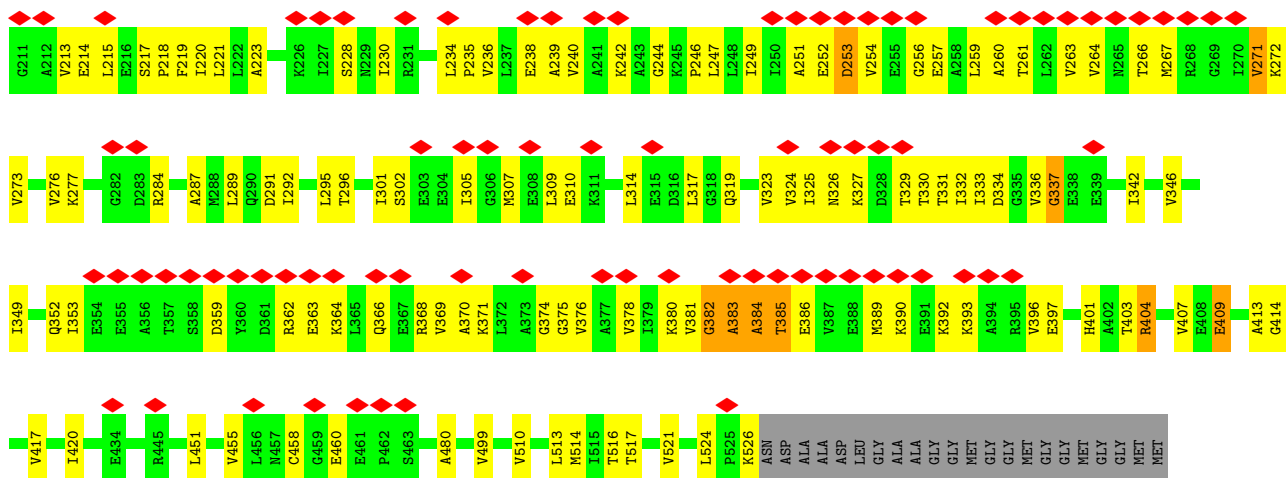


• Molecule 1: 60 KDA CHAPERONIN

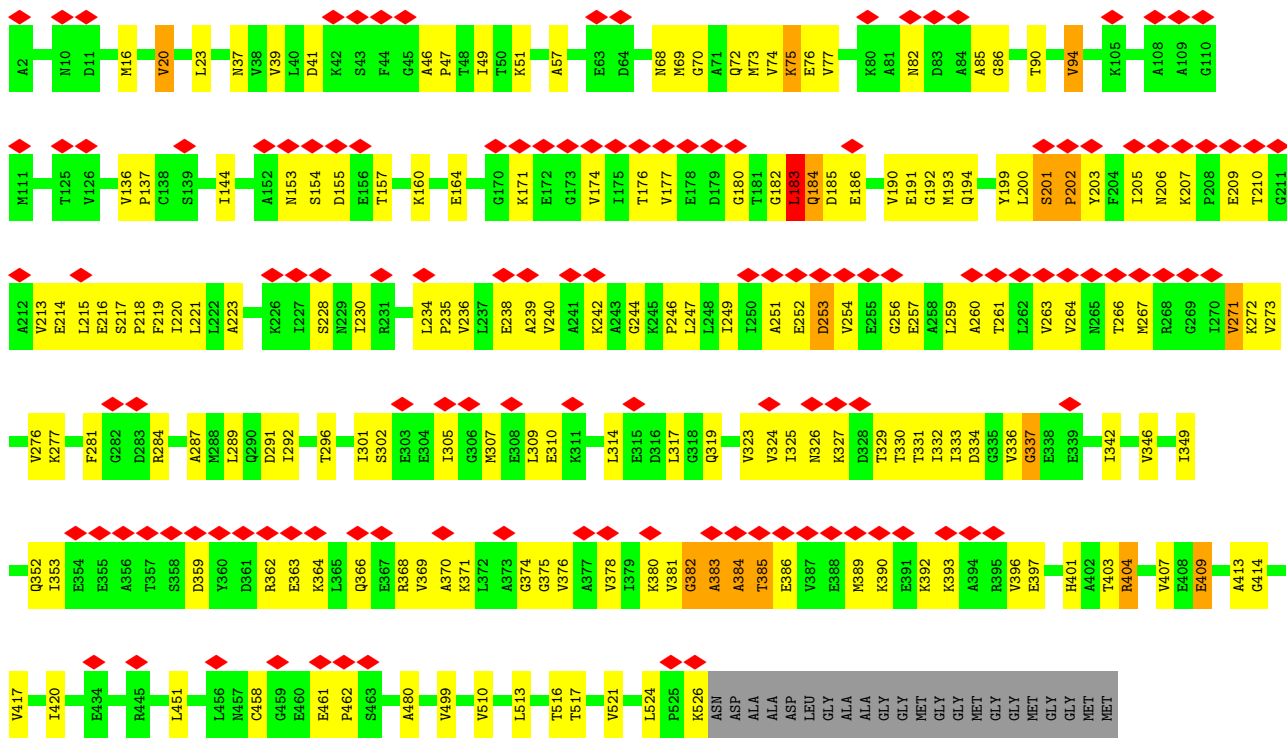


• Molecule 1: 60 KDA CHAPERONIN

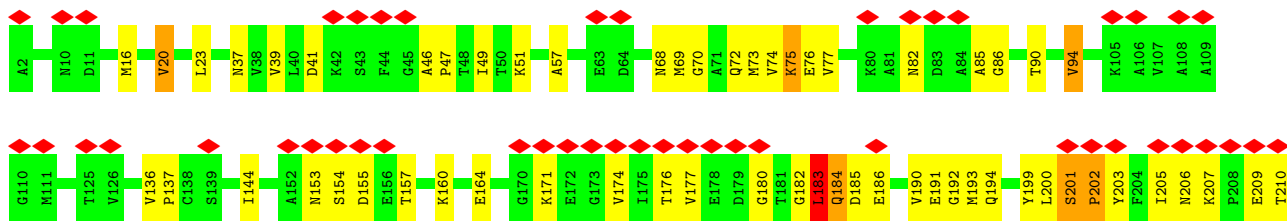


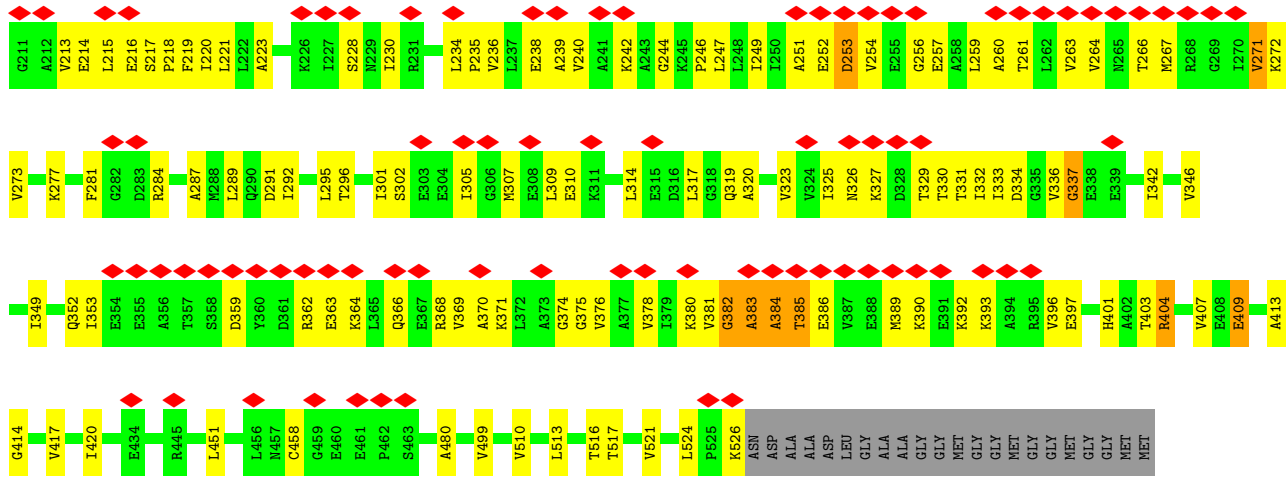


• Molecule 1: 60 KDA CHAPERONIN

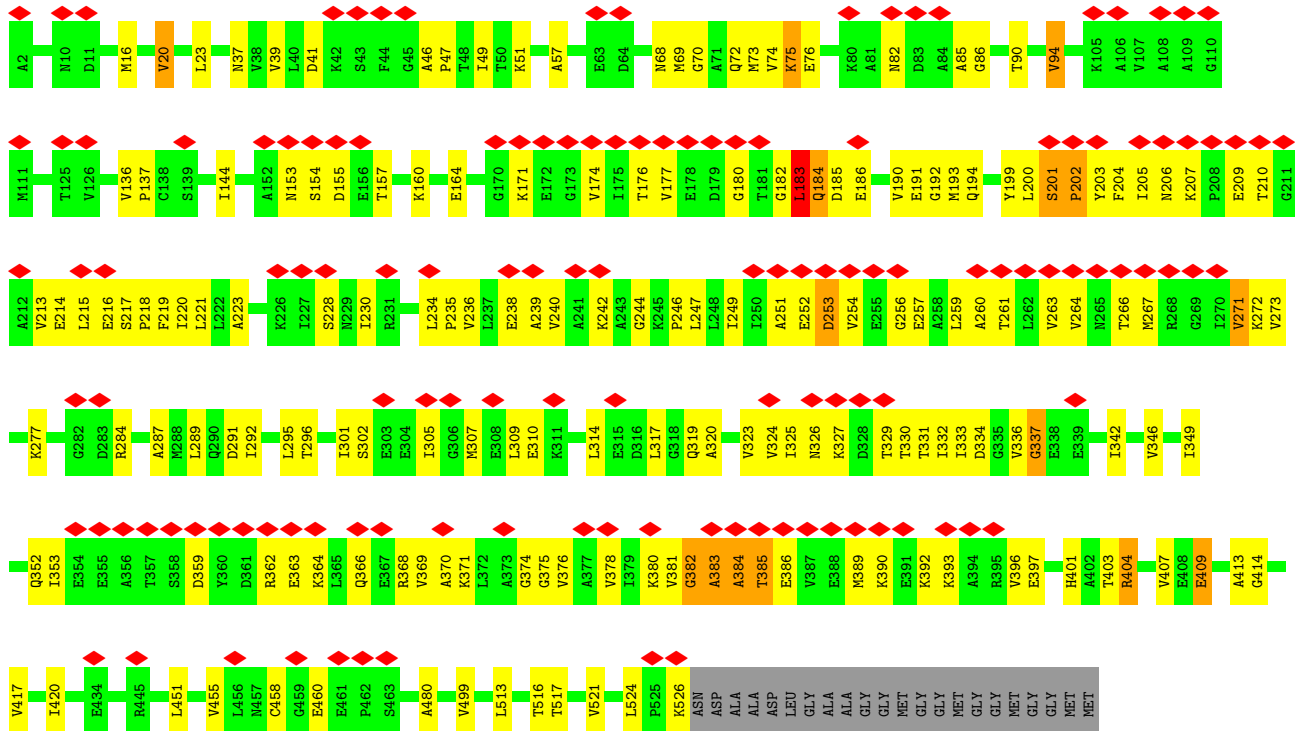


• Molecule 1: 60 KDA CHAPERONIN





• Molecule 1: 60 KDA CHAPERONIN



4 Experimental information

Property	Value	Source
EM reconstruction method	SINGLE PARTICLE	Depositor
Imposed symmetry	POINT, D7	Depositor
Number of particles used	6404	Depositor
Resolution determination method	FSC 0.5 CUT-OFF	Depositor
CTF correction method	FULL CORRECTION ON 2D CLASS AVERAGES	Depositor
Microscope	FEI/PHILIPS CM200FEG	Depositor
Voltage (kV)	200	Depositor
Electron dose ($e^-/\text{\AA}^2$)	20	Depositor
Minimum defocus (nm)	1200	Depositor
Maximum defocus (nm)	5000	Depositor
Magnification	37604	Depositor
Image detector	KODAK SO-163 FILM	Depositor
Maximum map value	0.142	Depositor
Minimum map value	-0.044	Depositor
Average map value	0.011	Depositor
Map value standard deviation	0.028	Depositor
Recommended contour level	0.0839	Depositor
Map size (\AA)	248.32, 248.32, 248.32	wwPDB
Map dimensions	128, 128, 128	wwPDB
Map angles ($^\circ$)	90, 90, 90	wwPDB
Pixel spacing (\AA)	1.94, 1.94, 1.94	Depositor

5 Model quality i

5.1 Standard geometry i

Bond lengths and bond angles in the following residue types are not validated in this section: ATP, MG, K

The Z score for a bond length (or angle) is the number of standard deviations the observed value is removed from the expected value. A bond length (or angle) with $|Z| > 5$ is considered an outlier worth inspection. RMSZ is the root-mean-square of all Z scores of the bond lengths (or angles).

Mol	Chain	Bond lengths		Bond angles	
		RMSZ	# Z >5	RMSZ	# Z >5
1	A	0.34	1/3880 (0.0%)	0.85	2/5233 (0.0%)
1	B	0.34	1/3880 (0.0%)	0.85	2/5233 (0.0%)
1	C	0.34	1/3880 (0.0%)	0.85	2/5233 (0.0%)
1	D	0.34	1/3880 (0.0%)	0.85	2/5233 (0.0%)
1	E	0.34	1/3880 (0.0%)	0.85	2/5233 (0.0%)
1	F	0.34	1/3880 (0.0%)	0.85	2/5233 (0.0%)
1	G	0.34	1/3880 (0.0%)	0.85	2/5233 (0.0%)
1	H	0.77	1/3880 (0.0%)	0.81	3/5233 (0.1%)
1	I	0.77	1/3880 (0.0%)	0.81	3/5233 (0.1%)
1	J	0.77	1/3880 (0.0%)	0.81	3/5233 (0.1%)
1	K	0.77	1/3880 (0.0%)	0.81	3/5233 (0.1%)
1	L	0.77	1/3880 (0.0%)	0.81	3/5233 (0.1%)
1	M	0.77	1/3880 (0.0%)	0.81	3/5233 (0.1%)
1	N	0.77	1/3880 (0.0%)	0.81	3/5233 (0.1%)
All	All	0.60	14/54320 (0.0%)	0.83	35/73262 (0.0%)

Chiral center outliers are detected by calculating the chiral volume of a chiral center and verifying if the center is modelled as a planar moiety or with the opposite hand. A planarity outlier is detected by checking planarity of atoms in a peptide group, atoms in a mainchain group or atoms of a sidechain that are expected to be planar.

Mol	Chain	#Chirality outliers	#Planarity outliers
1	A	0	1
1	B	0	1
1	C	0	1
1	D	0	1
1	E	0	1
1	F	0	1
1	G	0	1
1	H	0	1
1	I	0	1

Continued on next page...

Continued from previous page...

Mol	Chain	#Chirality outliers	#Planarity outliers
1	J	0	1
1	K	0	1
1	L	0	1
1	M	0	1
1	N	0	1
All	All	0	14

All (14) bond length outliers are listed below:

Mol	Chain	Res	Type	Atoms	Z	Observed(Å)	Ideal(Å)
1	J	409	GLU	C-N	-43.70	0.54	1.33
1	K	409	GLU	C-N	-43.68	0.54	1.33
1	M	409	GLU	C-N	-43.66	0.54	1.33
1	H	409	GLU	C-N	-43.65	0.54	1.33
1	N	409	GLU	C-N	-43.65	0.54	1.33
1	I	409	GLU	C-N	-43.65	0.54	1.33
1	L	409	GLU	C-N	-43.65	0.54	1.33
1	E	409	GLU	C-N	7.60	1.46	1.33
1	G	409	GLU	C-N	7.58	1.46	1.33
1	A	409	GLU	C-N	7.57	1.46	1.33
1	C	409	GLU	C-N	7.57	1.46	1.33
1	F	409	GLU	C-N	7.57	1.46	1.33
1	D	409	GLU	C-N	7.55	1.46	1.33
1	B	409	GLU	C-N	7.55	1.46	1.33

All (35) bond angle outliers are listed below:

Mol	Chain	Res	Type	Atoms	Z	Observed(°)	Ideal(°)
1	F	409	GLU	O-C-N	-45.43	45.96	123.20
1	A	409	GLU	O-C-N	-45.43	45.97	123.20
1	C	409	GLU	O-C-N	-45.43	45.97	123.20
1	E	409	GLU	O-C-N	-45.43	45.98	123.20
1	D	409	GLU	O-C-N	-45.42	45.99	123.20
1	B	409	GLU	O-C-N	-45.41	45.99	123.20
1	G	409	GLU	O-C-N	-45.41	46.00	123.20
1	M	409	GLU	O-C-N	-30.45	71.44	123.20
1	J	409	GLU	O-C-N	-30.44	71.45	123.20
1	I	409	GLU	O-C-N	-30.44	71.46	123.20
1	K	409	GLU	O-C-N	-30.42	71.48	123.20
1	H	409	GLU	O-C-N	-30.42	71.49	123.20
1	N	409	GLU	O-C-N	-30.41	71.51	123.20
1	L	409	GLU	O-C-N	-30.39	71.53	123.20

Continued on next page...

Continued from previous page...

Mol	Chain	Res	Type	Atoms	Z	Observed(°)	Ideal(°)
1	I	409	GLU	C-N-CA	-22.33	75.40	122.30
1	L	409	GLU	C-N-CA	-22.33	75.40	122.30
1	H	409	GLU	C-N-CA	-22.33	75.41	122.30
1	M	409	GLU	C-N-CA	-22.33	75.41	122.30
1	N	409	GLU	C-N-CA	-22.31	75.44	122.30
1	K	409	GLU	C-N-CA	-22.29	75.48	122.30
1	J	409	GLU	C-N-CA	-22.29	75.49	122.30
1	I	409	GLU	CA-C-N	-19.00	78.19	116.20
1	M	409	GLU	CA-C-N	-19.00	78.19	116.20
1	H	409	GLU	CA-C-N	-18.99	78.21	116.20
1	L	409	GLU	CA-C-N	-18.99	78.22	116.20
1	N	409	GLU	CA-C-N	-18.98	78.23	116.20
1	J	409	GLU	CA-C-N	-18.96	78.28	116.20
1	K	409	GLU	CA-C-N	-18.95	78.29	116.20
1	C	409	GLU	CA-C-N	7.47	131.14	116.20
1	G	409	GLU	CA-C-N	7.47	131.14	116.20
1	D	409	GLU	CA-C-N	7.47	131.14	116.20
1	B	409	GLU	CA-C-N	7.47	131.13	116.20
1	A	409	GLU	CA-C-N	7.46	131.13	116.20
1	F	409	GLU	CA-C-N	7.46	131.12	116.20
1	E	409	GLU	CA-C-N	7.45	131.10	116.20

There are no chirality outliers.

All (14) planarity outliers are listed below:

Mol	Chain	Res	Type	Group
1	A	409	GLU	Mainchain
1	B	409	GLU	Mainchain
1	C	409	GLU	Mainchain
1	D	409	GLU	Mainchain
1	E	409	GLU	Mainchain
1	F	409	GLU	Mainchain
1	G	409	GLU	Mainchain
1	H	409	GLU	Mainchain
1	I	409	GLU	Mainchain
1	J	409	GLU	Mainchain
1	K	409	GLU	Mainchain
1	L	409	GLU	Mainchain
1	M	409	GLU	Mainchain
1	N	409	GLU	Mainchain

5.2 Too-close contacts [i](#)

In the following table, the Non-H and H(model) columns list the number of non-hydrogen atoms and hydrogen atoms in the chain respectively. The H(added) column lists the number of hydrogen atoms added and optimized by MolProbity. The Clashes column lists the number of clashes within the asymmetric unit, whereas Symm-Clashes lists symmetry-related clashes.

Mol	Chain	Non-H	H(model)	H(added)	Clashes	Symm-Clashes
1	A	3855	0	3976	329	0
1	B	3855	0	3976	331	0
1	C	3855	0	3976	334	0
1	D	3855	0	3976	331	0
1	E	3855	0	3976	324	0
1	F	3855	0	3976	318	0
1	G	3855	0	3976	325	0
1	H	3855	0	3970	243	0
1	I	3855	0	3970	238	0
1	J	3855	0	3970	241	0
1	K	3855	0	3970	248	0
1	L	3855	0	3970	240	0
1	M	3855	0	3970	239	0
1	N	3855	0	3970	242	0
2	A	1	0	0	0	0
2	B	1	0	0	0	0
2	C	1	0	0	0	0
2	D	1	0	0	0	0
2	E	1	0	0	0	0
2	F	1	0	0	0	0
2	G	1	0	0	0	0
3	A	1	0	0	0	0
3	B	1	0	0	0	0
3	C	1	0	0	0	0
3	D	1	0	0	0	0
3	E	1	0	0	0	0
3	F	1	0	0	0	0
3	G	1	0	0	0	0
4	A	31	0	12	0	0
4	B	31	0	12	0	0
4	C	31	0	12	0	0
4	D	31	0	12	0	0
4	E	31	0	12	0	0
4	F	31	0	12	0	0
4	G	31	0	12	0	0
5	A	42	0	0	0	0
All	All	54243	0	55706	3419	0

The all-atom clashscore is defined as the number of clashes found per 1000 atoms (including hydrogen atoms). The all-atom clashscore for this structure is 31.

All (3419) close contacts within the same asymmetric unit are listed below, sorted by their clash magnitude.

Atom-1	Atom-2	Interatomic distance (Å)	Clash overlap (Å)
1:J:190:VAL:HG11	1:J:333:ILE:CG2	1.30	1.61
1:J:190:VAL:CG1	1:J:333:ILE:HG22	1.20	1.60
1:N:190:VAL:HG11	1:N:333:ILE:CG2	1.30	1.60
1:K:190:VAL:HG11	1:K:333:ILE:CG2	1.30	1.59
1:M:190:VAL:CG1	1:M:333:ILE:HG22	1.20	1.59
1:N:190:VAL:CG1	1:N:333:ILE:HG22	1.20	1.58
1:I:190:VAL:HG11	1:I:333:ILE:CG2	1.30	1.57
1:L:190:VAL:HG11	1:L:333:ILE:CG2	1.30	1.56
1:M:190:VAL:CG1	1:M:333:ILE:CG2	1.82	1.56
1:L:190:VAL:CG1	1:L:333:ILE:HG22	1.20	1.56
1:N:190:VAL:CG1	1:N:333:ILE:CG2	1.82	1.56
1:H:190:VAL:CG1	1:H:333:ILE:HG22	1.20	1.56
1:H:190:VAL:HG11	1:H:333:ILE:CG2	1.30	1.55
1:K:190:VAL:CG1	1:K:333:ILE:HG22	1.20	1.55
1:F:136:VAL:C	1:F:137:PRO:HD3	1.21	1.55
1:I:190:VAL:CG1	1:I:333:ILE:HG22	1.20	1.54
1:G:136:VAL:C	1:G:137:PRO:HD3	1.21	1.54
1:M:190:VAL:HG11	1:M:333:ILE:CG2	1.30	1.52
1:A:86:GLY:HA3	1:A:401:HIS:CE1	1.46	1.50
1:C:86:GLY:HA3	1:C:401:HIS:CE1	1.46	1.50
1:E:86:GLY:HA3	1:E:401:HIS:CE1	1.46	1.50
1:E:136:VAL:C	1:E:137:PRO:HD3	1.21	1.49
1:B:86:GLY:HA3	1:B:401:HIS:CE1	1.46	1.49
1:D:86:GLY:HA3	1:D:401:HIS:CE1	1.46	1.49
1:G:86:GLY:HA3	1:G:401:HIS:CE1	1.46	1.49
1:K:190:VAL:CG1	1:K:333:ILE:CG2	1.82	1.48
1:C:136:VAL:C	1:C:137:PRO:HD3	1.21	1.47
1:D:136:VAL:C	1:D:137:PRO:HD3	1.21	1.47
1:A:136:VAL:C	1:A:137:PRO:HD3	1.21	1.47
1:F:86:GLY:HA3	1:F:401:HIS:CE1	1.46	1.46
1:J:190:VAL:CG1	1:J:333:ILE:CG2	1.82	1.45
1:I:190:VAL:CG1	1:I:333:ILE:CG2	1.82	1.45
1:B:136:VAL:C	1:B:137:PRO:HD3	1.21	1.45
1:F:194:GLN:N	1:F:375:GLY:H	1.15	1.43
1:C:245:LYS:HZ1	1:D:231:ARG:NH2	1.15	1.42
1:H:190:VAL:CG1	1:H:333:ILE:CG2	1.82	1.42
1:B:245:LYS:HZ1	1:C:231:ARG:NH2	1.14	1.42

Continued on next page...

Continued from previous page...

Atom-1	Atom-2	Interatomic distance (Å)	Clash overlap (Å)
1:L:190:VAL:CG1	1:L:333:ILE:CG2	1.82	1.41
1:D:136:VAL:C	1:D:137:PRO:CD	1.89	1.40
1:B:194:GLN:N	1:B:375:GLY:H	1.15	1.40
1:A:136:VAL:C	1:A:137:PRO:CD	1.89	1.39
1:E:136:VAL:C	1:E:137:PRO:CD	1.89	1.39
1:F:245:LYS:HZ1	1:G:231:ARG:NH2	1.14	1.39
1:A:194:GLN:N	1:A:375:GLY:H	1.15	1.39
1:C:39:VAL:CG2	1:D:517:THR:HG23	1.53	1.39
1:C:136:VAL:C	1:C:137:PRO:CD	1.89	1.39
1:E:245:LYS:HZ1	1:F:231:ARG:NH2	1.15	1.39
1:B:136:VAL:C	1:B:137:PRO:CD	1.89	1.38
1:D:194:GLN:N	1:D:375:GLY:H	1.15	1.38
1:G:136:VAL:C	1:G:137:PRO:CD	1.89	1.38
1:B:39:VAL:CG2	1:C:517:THR:HG23	1.53	1.38
1:D:39:VAL:CG2	1:E:517:THR:HG23	1.53	1.38
1:F:39:VAL:CG2	1:G:517:THR:HG23	1.53	1.38
1:K:192:GLY:O	1:K:375:GLY:HA2	1.24	1.38
1:G:194:GLN:N	1:G:375:GLY:H	1.15	1.37
1:A:517:THR:HG23	1:G:39:VAL:CG2	1.53	1.37
1:E:174:VAL:CG2	1:E:329:THR:HG21	1.54	1.37
1:F:136:VAL:C	1:F:137:PRO:CD	1.89	1.37
1:D:174:VAL:CG2	1:D:329:THR:HG21	1.54	1.37
1:E:194:GLN:N	1:E:375:GLY:H	1.15	1.36
1:F:174:VAL:CG2	1:F:329:THR:HG21	1.54	1.36
1:A:231:ARG:NH2	1:G:245:LYS:HZ1	1.21	1.36
1:E:39:VAL:CG2	1:F:517:THR:HG23	1.53	1.36
1:A:174:VAL:CG2	1:A:329:THR:HG21	1.54	1.36
1:C:174:VAL:CG2	1:C:329:THR:HG21	1.54	1.36
1:C:194:GLN:N	1:C:375:GLY:H	1.15	1.36
1:G:174:VAL:CG2	1:G:329:THR:HG21	1.54	1.36
1:A:39:VAL:CG2	1:B:517:THR:HG23	1.53	1.35
1:B:174:VAL:CG2	1:B:329:THR:HG21	1.54	1.35
1:J:192:GLY:O	1:J:375:GLY:HA2	1.24	1.35
1:D:245:LYS:HZ1	1:E:231:ARG:NH2	1.21	1.34
1:L:192:GLY:O	1:L:375:GLY:HA2	1.24	1.34
1:N:371:LYS:C	1:N:374:GLY:N	1.82	1.33
1:L:371:LYS:C	1:L:374:GLY:N	1.82	1.33
1:I:371:LYS:C	1:I:374:GLY:N	1.82	1.33
1:G:136:VAL:O	1:G:137:PRO:N	1.62	1.32
1:E:136:VAL:O	1:E:137:PRO:N	1.62	1.32
1:J:371:LYS:C	1:J:374:GLY:N	1.82	1.32

Continued on next page...

Continued from previous page...

Atom-1	Atom-2	Interatomic distance (Å)	Clash overlap (Å)
1:M:371:LYS:C	1:M:374:GLY:N	1.82	1.32
1:C:136:VAL:O	1:C:137:PRO:N	1.62	1.32
1:I:192:GLY:O	1:I:375:GLY:HA2	1.24	1.32
1:F:136:VAL:O	1:F:137:PRO:N	1.62	1.31
1:K:371:LYS:C	1:K:374:GLY:N	1.82	1.31
1:H:371:LYS:C	1:H:374:GLY:N	1.82	1.31
1:A:517:THR:CG2	1:G:39:VAL:CG2	2.09	1.31
1:B:136:VAL:O	1:B:137:PRO:N	1.62	1.31
1:A:136:VAL:O	1:A:137:PRO:N	1.62	1.31
1:A:245:LYS:HZ1	1:B:231:ARG:NH2	1.22	1.31
1:M:192:GLY:O	1:M:375:GLY:HA2	1.24	1.30
1:E:39:VAL:CG2	1:F:517:THR:CG2	2.09	1.30
1:D:136:VAL:O	1:D:137:PRO:N	1.62	1.30
1:D:194:GLN:HB2	1:D:375:GLY:O	1.31	1.30
1:C:39:VAL:CG2	1:D:517:THR:CG2	2.09	1.29
1:F:39:VAL:CG2	1:G:517:THR:CG2	2.09	1.29
1:H:192:GLY:O	1:H:375:GLY:HA2	1.24	1.29
1:N:192:GLY:O	1:N:375:GLY:HA2	1.24	1.29
1:B:39:VAL:CG2	1:C:517:THR:CG2	2.09	1.29
1:C:194:GLN:HB2	1:C:375:GLY:O	1.31	1.29
1:E:194:GLN:HB2	1:E:375:GLY:O	1.31	1.28
1:A:39:VAL:CG2	1:B:517:THR:CG2	2.09	1.28
1:D:39:VAL:CG2	1:E:517:THR:CG2	2.09	1.28
1:J:370:ALA:O	1:J:374:GLY:N	1.67	1.28
1:F:194:GLN:HB2	1:F:375:GLY:O	1.31	1.27
1:G:194:GLN:HB2	1:G:375:GLY:O	1.31	1.27
1:N:370:ALA:O	1:N:374:GLY:N	1.67	1.27
1:A:191:GLU:HB2	1:A:334:ASP:N	1.50	1.26
1:B:191:GLU:HB2	1:B:334:ASP:N	1.50	1.26
1:F:191:GLU:HB2	1:F:334:ASP:N	1.50	1.26
1:G:191:GLU:HB2	1:G:334:ASP:N	1.50	1.26
1:H:370:ALA:O	1:H:374:GLY:N	1.67	1.26
1:M:370:ALA:O	1:M:374:GLY:N	1.67	1.26
1:A:194:GLN:HB2	1:A:375:GLY:O	1.31	1.26
1:K:370:ALA:O	1:K:374:GLY:N	1.67	1.26
1:B:194:GLN:HB2	1:B:375:GLY:O	1.31	1.25
1:C:191:GLU:HB2	1:C:334:ASP:N	1.50	1.25
1:C:245:LYS:NZ	1:D:231:ARG:HH22	1.33	1.25
1:I:370:ALA:O	1:I:374:GLY:N	1.67	1.25
1:E:191:GLU:HB2	1:E:334:ASP:N	1.50	1.25
1:C:41:ASP:HB2	1:D:521:VAL:O	1.37	1.25

Continued on next page...

Continued from previous page...

Atom-1	Atom-2	Interatomic distance (Å)	Clash overlap (Å)
1:D:245:LYS:NZ	1:E:231:ARG:HH22	1.33	1.25
1:B:245:LYS:NZ	1:C:231:ARG:HH22	1.33	1.25
1:E:245:LYS:NZ	1:F:231:ARG:NH2	1.85	1.25
1:B:194:GLN:CB	1:B:375:GLY:O	1.85	1.24
1:D:41:ASP:HB2	1:E:521:VAL:O	1.37	1.24
1:A:231:ARG:HH22	1:G:245:LYS:NZ	1.33	1.24
1:B:41:ASP:HB2	1:C:521:VAL:O	1.37	1.24
1:F:245:LYS:NZ	1:G:231:ARG:NH2	1.85	1.24
1:L:370:ALA:O	1:L:374:GLY:N	1.67	1.24
1:A:41:ASP:HB2	1:B:521:VAL:O	1.37	1.24
1:A:521:VAL:O	1:G:41:ASP:HB2	1.37	1.24
1:F:245:LYS:NZ	1:G:231:ARG:HH22	1.33	1.24
1:A:245:LYS:NZ	1:B:231:ARG:HH22	1.33	1.24
1:E:194:GLN:CB	1:E:375:GLY:O	1.85	1.24
1:F:194:GLN:CB	1:F:375:GLY:O	1.85	1.24
1:D:245:LYS:NZ	1:E:231:ARG:NH2	1.85	1.23
1:E:245:LYS:NZ	1:F:231:ARG:HH22	1.33	1.23
1:E:41:ASP:HB2	1:F:521:VAL:O	1.37	1.23
1:F:41:ASP:HB2	1:G:521:VAL:O	1.37	1.23
1:H:333:ILE:HD13	1:H:378:VAL:CG2	1.68	1.23
1:I:333:ILE:HD13	1:I:378:VAL:CG2	1.68	1.23
1:C:194:GLN:CB	1:C:375:GLY:O	1.85	1.23
1:G:194:GLN:CB	1:G:375:GLY:O	1.85	1.23
1:N:333:ILE:HD13	1:N:378:VAL:CG2	1.68	1.23
1:A:194:GLN:CB	1:A:375:GLY:O	1.85	1.23
1:D:194:GLN:CB	1:D:375:GLY:O	1.85	1.23
1:D:331:THR:OG1	1:D:376:VAL:HG23	1.38	1.23
1:D:191:GLU:HB2	1:D:334:ASP:N	1.50	1.22
1:M:333:ILE:HD13	1:M:378:VAL:CG2	1.68	1.22
1:J:333:ILE:HD13	1:J:378:VAL:CG2	1.68	1.22
1:L:333:ILE:HD13	1:L:378:VAL:CG2	1.68	1.22
1:A:231:ARG:NH2	1:G:245:LYS:NZ	1.85	1.22
1:C:39:VAL:HG21	1:D:517:THR:CG2	1.70	1.21
1:K:333:ILE:HD13	1:K:378:VAL:CG2	1.68	1.21
1:B:331:THR:OG1	1:B:376:VAL:HG23	1.38	1.21
1:D:39:VAL:HG21	1:E:517:THR:CG2	1.70	1.21
1:C:245:LYS:NZ	1:D:231:ARG:NH2	1.85	1.21
1:B:39:VAL:HG21	1:C:517:THR:CG2	1.70	1.20
1:F:39:VAL:HG21	1:G:517:THR:CG2	1.69	1.20
1:F:174:VAL:HG21	1:F:329:THR:CG2	1.71	1.20
1:A:517:THR:CG2	1:G:39:VAL:HG21	1.70	1.19

Continued on next page...

Continued from previous page...

Atom-1	Atom-2	Interatomic distance (Å)	Clash overlap (Å)
1:C:174:VAL:HG21	1:C:329:THR:CG2	1.71	1.19
1:E:39:VAL:HG21	1:F:517:THR:CG2	1.69	1.19
1:A:245:LYS:NZ	1:B:231:ARG:NH2	1.85	1.19
1:E:174:VAL:HG21	1:E:329:THR:CG2	1.71	1.19
1:G:174:VAL:HG21	1:G:329:THR:CG2	1.71	1.19
1:B:174:VAL:HG21	1:B:329:THR:CG2	1.71	1.19
1:E:47:PRO:HD2	1:F:73:MET:CG	1.72	1.19
1:F:47:PRO:HD2	1:G:73:MET:CG	1.73	1.19
1:B:245:LYS:NZ	1:C:231:ARG:NH2	1.85	1.19
1:D:47:PRO:HD2	1:E:73:MET:CG	1.72	1.19
1:H:371:LYS:CA	1:H:374:GLY:N	2.07	1.18
1:A:73:MET:CG	1:G:47:PRO:HD2	1.73	1.18
1:D:174:VAL:HG21	1:D:329:THR:CG2	1.71	1.18
1:A:174:VAL:HG21	1:A:329:THR:CG2	1.71	1.18
1:C:331:THR:OG1	1:C:376:VAL:HG23	1.38	1.18
1:F:331:THR:OG1	1:F:376:VAL:HG23	1.38	1.18
1:I:371:LYS:CA	1:I:374:GLY:N	2.07	1.18
1:C:47:PRO:HD2	1:D:73:MET:CG	1.72	1.17
1:N:371:LYS:CA	1:N:374:GLY:N	2.06	1.17
1:E:331:THR:OG1	1:E:376:VAL:HG23	1.38	1.17
1:G:331:THR:OG1	1:G:376:VAL:HG23	1.38	1.17
1:A:47:PRO:HD2	1:B:73:MET:CG	1.73	1.17
1:F:174:VAL:CG2	1:F:329:THR:CG2	2.23	1.17
1:A:39:VAL:HG21	1:B:517:THR:CG2	1.70	1.17
1:G:191:GLU:CB	1:G:333:ILE:HA	1.74	1.17
1:J:371:LYS:CA	1:J:374:GLY:N	2.07	1.17
1:A:331:THR:OG1	1:A:376:VAL:HG23	1.38	1.16
1:B:47:PRO:HD2	1:C:73:MET:CG	1.73	1.16
1:E:174:VAL:CG2	1:E:329:THR:CG2	2.22	1.16
1:K:371:LYS:CA	1:K:374:GLY:N	2.07	1.16
1:H:192:GLY:C	1:H:375:GLY:HA2	1.65	1.16
1:I:192:GLY:C	1:I:375:GLY:HA2	1.65	1.16
1:J:192:GLY:C	1:J:375:GLY:HA2	1.65	1.16
1:L:371:LYS:CA	1:L:374:GLY:N	2.07	1.16
1:G:174:VAL:CG2	1:G:329:THR:CG2	2.23	1.16
1:K:192:GLY:C	1:K:375:GLY:HA2	1.65	1.16
1:B:174:VAL:CG2	1:B:329:THR:CG2	2.23	1.16
1:N:192:GLY:C	1:N:375:GLY:HA2	1.65	1.16
1:M:371:LYS:CA	1:M:374:GLY:N	2.07	1.15
1:C:174:VAL:CG2	1:C:329:THR:CG2	2.23	1.15
1:L:192:GLY:C	1:L:375:GLY:HA2	1.65	1.15

Continued on next page...

Continued from previous page...

Atom-1	Atom-2	Interatomic distance (Å)	Clash overlap (Å)
1:A:174:VAL:CG2	1:A:329:THR:CG2	2.23	1.15
1:I:191:GLU:C	1:I:193:MET:N	1.99	1.15
1:M:192:GLY:C	1:M:375:GLY:HA2	1.65	1.15
1:D:174:VAL:CG2	1:D:329:THR:CG2	2.23	1.14
1:A:517:THR:CG2	1:G:39:VAL:HG23	1.75	1.14
1:D:39:VAL:HG21	1:E:517:THR:HG21	1.28	1.13
1:I:192:GLY:O	1:I:375:GLY:CA	1.97	1.13
1:H:192:GLY:O	1:H:375:GLY:CA	1.97	1.13
1:E:39:VAL:HG23	1:F:517:THR:CG2	1.75	1.13
1:J:190:VAL:CG1	1:J:333:ILE:HG23	1.78	1.13
1:K:192:GLY:O	1:K:375:GLY:CA	1.97	1.13
1:N:192:GLY:O	1:N:375:GLY:CA	1.97	1.13
1:H:190:VAL:CG1	1:H:333:ILE:HG23	1.78	1.13
1:H:191:GLU:C	1:H:193:MET:N	1.99	1.13
1:M:192:GLY:O	1:M:375:GLY:CA	1.97	1.13
1:C:39:VAL:HG21	1:D:517:THR:HG21	1.28	1.12
1:L:192:GLY:O	1:L:375:GLY:CA	1.97	1.12
1:L:191:GLU:C	1:L:193:MET:N	1.99	1.11
1:D:39:VAL:HG23	1:E:517:THR:CG2	1.75	1.11
1:M:190:VAL:CG1	1:M:333:ILE:HG23	1.78	1.11
1:N:191:GLU:C	1:N:193:MET:N	1.99	1.11
1:J:192:GLY:O	1:J:375:GLY:CA	1.97	1.11
1:M:191:GLU:C	1:M:193:MET:N	1.99	1.11
1:J:230:ILE:HD12	1:J:261:THR:HG21	1.33	1.11
1:F:86:GLY:CA	1:F:401:HIS:CE1	2.34	1.11
1:F:371:LYS:HG2	1:F:374:GLY:N	1.66	1.11
1:G:371:LYS:HG2	1:G:374:GLY:N	1.66	1.11
1:E:371:LYS:HG2	1:E:374:GLY:N	1.66	1.10
1:G:86:GLY:CA	1:G:401:HIS:CE1	2.34	1.10
1:A:517:THR:HG21	1:G:39:VAL:HG21	1.28	1.10
1:D:371:LYS:HG2	1:D:374:GLY:N	1.66	1.10
1:J:191:GLU:C	1:J:193:MET:N	1.99	1.10
1:C:371:LYS:HG2	1:C:374:GLY:N	1.66	1.10
1:N:190:VAL:CG1	1:N:333:ILE:HG23	1.78	1.10
1:A:371:LYS:HG2	1:A:374:GLY:N	1.66	1.10
1:B:371:LYS:HG2	1:B:374:GLY:N	1.66	1.10
1:F:191:GLU:CB	1:F:333:ILE:HA	1.74	1.10
1:I:230:ILE:HD12	1:I:261:THR:HG21	1.33	1.10
1:A:191:GLU:HB2	1:A:334:ASP:H	0.94	1.10
1:C:191:GLU:HB2	1:C:334:ASP:H	0.94	1.10
1:H:230:ILE:HD12	1:H:261:THR:HG21	1.33	1.10

Continued on next page...

Continued from previous page...

Atom-1	Atom-2	Interatomic distance (Å)	Clash overlap (Å)
1:M:230:ILE:HD12	1:M:261:THR:HG21	1.33	1.10
1:B:86:GLY:CA	1:B:401:HIS:CE1	2.34	1.09
1:C:174:VAL:HG22	1:C:329:THR:HG21	1.26	1.09
1:G:191:GLU:HB2	1:G:334:ASP:H	0.94	1.09
1:D:191:GLU:HB2	1:D:334:ASP:H	0.94	1.09
1:E:86:GLY:CA	1:E:401:HIS:CE1	2.34	1.09
1:K:191:GLU:C	1:K:193:MET:N	1.99	1.09
1:C:39:VAL:HG23	1:D:517:THR:CG2	1.75	1.09
1:C:86:GLY:CA	1:C:401:HIS:CE1	2.34	1.09
1:F:39:VAL:HG23	1:G:517:THR:CG2	1.75	1.09
1:F:194:GLN:N	1:F:375:GLY:N	2.00	1.09
1:G:194:GLN:N	1:G:375:GLY:N	2.00	1.09
1:M:183:LEU:H	1:M:383:ALA:HB3	1.13	1.09
1:A:86:GLY:CA	1:A:401:HIS:CE1	2.34	1.09
1:A:174:VAL:HG22	1:A:329:THR:HG21	1.26	1.09
1:B:194:GLN:N	1:B:375:GLY:N	2.00	1.09
1:D:191:GLU:CB	1:D:333:ILE:HA	1.74	1.09
1:C:194:GLN:N	1:C:375:GLY:N	2.00	1.08
1:E:191:GLU:HB2	1:E:334:ASP:H	0.94	1.08
1:I:371:LYS:O	1:I:374:GLY:N	1.86	1.08
1:L:371:LYS:O	1:L:374:GLY:N	1.86	1.08
1:F:191:GLU:HB2	1:F:334:ASP:H	0.94	1.08
1:K:230:ILE:HD12	1:K:261:THR:HG21	1.33	1.08
1:C:191:GLU:CB	1:C:333:ILE:HA	1.74	1.08
1:D:86:GLY:CA	1:D:401:HIS:CE1	2.34	1.08
1:F:39:VAL:HG21	1:G:517:THR:HG21	1.28	1.08
1:A:194:GLN:N	1:A:375:GLY:N	2.00	1.08
1:A:371:LYS:HG2	1:A:374:GLY:CA	1.84	1.08
1:B:39:VAL:HG21	1:C:517:THR:HG21	1.28	1.08
1:E:194:GLN:N	1:E:375:GLY:N	2.00	1.08
1:G:174:VAL:HG22	1:G:329:THR:HG21	1.26	1.08
1:L:230:ILE:HD12	1:L:261:THR:HG21	1.33	1.08
1:M:521:VAL:O	1:N:41:ASP:HB2	1.54	1.08
1:F:174:VAL:HG22	1:F:329:THR:HG21	1.26	1.08
1:H:183:LEU:H	1:H:383:ALA:HB3	1.13	1.08
1:H:521:VAL:O	1:I:41:ASP:HB2	1.54	1.08
1:I:190:VAL:CG1	1:I:333:ILE:HG23	1.78	1.08
1:N:183:LEU:H	1:N:383:ALA:HB3	1.13	1.08
1:N:371:LYS:O	1:N:374:GLY:N	1.86	1.08
1:A:39:VAL:HG21	1:B:517:THR:HG21	1.28	1.07
1:E:39:VAL:HG21	1:F:517:THR:HG21	1.28	1.07

Continued on next page...

Continued from previous page...

Atom-1	Atom-2	Interatomic distance (Å)	Clash overlap (Å)
1:J:521:VAL:O	1:K:41:ASP:HB2	1.54	1.07
1:B:371:LYS:HG2	1:B:374:GLY:CA	1.84	1.07
1:L:333:ILE:HD13	1:L:378:VAL:HG21	1.11	1.07
1:B:191:GLU:CB	1:B:333:ILE:HA	1.74	1.07
1:D:183:LEU:H	1:D:383:ALA:HB3	1.20	1.07
1:H:41:ASP:HB2	1:N:521:VAL:O	1.54	1.07
1:K:333:ILE:HD13	1:K:378:VAL:HG21	1.11	1.07
1:A:174:VAL:HG21	1:A:329:THR:HG21	1.30	1.07
1:B:39:VAL:HG23	1:C:517:THR:CG2	1.75	1.07
1:B:174:VAL:HG22	1:B:329:THR:HG21	1.26	1.07
1:D:47:PRO:CD	1:E:73:MET:HG2	1.85	1.07
1:F:371:LYS:HG2	1:F:374:GLY:CA	1.84	1.07
1:D:194:GLN:N	1:D:375:GLY:N	2.00	1.07
1:E:47:PRO:CD	1:F:73:MET:HG2	1.85	1.07
1:I:183:LEU:H	1:I:383:ALA:HB3	1.13	1.07
1:C:47:PRO:CD	1:D:73:MET:HG2	1.85	1.06
1:D:371:LYS:HG2	1:D:374:GLY:CA	1.84	1.06
1:J:371:LYS:O	1:J:374:GLY:N	1.86	1.06
1:K:183:LEU:H	1:K:383:ALA:HB3	1.13	1.06
1:A:47:PRO:CD	1:B:73:MET:HG2	1.85	1.06
1:B:47:PRO:CD	1:C:73:MET:HG2	1.85	1.06
1:E:174:VAL:HG22	1:E:329:THR:HG21	1.26	1.06
1:E:371:LYS:HG2	1:E:374:GLY:CA	1.84	1.06
1:F:47:PRO:CD	1:G:73:MET:HG2	1.85	1.06
1:A:73:MET:HG2	1:G:47:PRO:CD	1.85	1.06
1:K:371:LYS:O	1:K:374:GLY:N	1.86	1.06
1:L:521:VAL:O	1:M:41:ASP:HB2	1.54	1.06
1:C:371:LYS:HG2	1:C:374:GLY:CA	1.84	1.06
1:G:371:LYS:HG2	1:G:374:GLY:CA	1.84	1.06
1:J:333:ILE:HD13	1:J:378:VAL:HG21	1.11	1.06
1:M:333:ILE:HD13	1:M:378:VAL:HG21	1.11	1.06
1:M:371:LYS:O	1:M:374:GLY:N	1.86	1.06
1:A:191:GLU:CB	1:A:334:ASP:H	1.68	1.06
1:E:191:GLU:CB	1:E:333:ILE:HA	1.74	1.06
1:E:191:GLU:CB	1:E:334:ASP:H	1.68	1.06
1:F:174:VAL:HG21	1:F:329:THR:HG21	1.30	1.06
1:G:191:GLU:CB	1:G:334:ASP:H	1.68	1.06
1:H:333:ILE:HD13	1:H:378:VAL:HG21	1.11	1.06
1:N:230:ILE:HD12	1:N:261:THR:HG21	1.33	1.06
1:B:183:LEU:H	1:B:383:ALA:HB3	1.20	1.05
1:D:191:GLU:CB	1:D:334:ASP:H	1.68	1.05

Continued on next page...

Continued from previous page...

Atom-1	Atom-2	Interatomic distance (Å)	Clash overlap (Å)
1:E:191:GLU:HB2	1:E:333:ILE:HA	1.36	1.05
1:F:331:THR:OG1	1:F:376:VAL:CG2	2.04	1.05
1:G:191:GLU:HB2	1:G:333:ILE:HA	1.36	1.05
1:G:331:THR:OG1	1:G:376:VAL:CG2	2.04	1.05
1:H:371:LYS:O	1:H:374:GLY:N	1.87	1.05
1:I:521:VAL:O	1:J:41:ASP:HB2	1.54	1.05
1:K:190:VAL:CG1	1:K:333:ILE:HG23	1.78	1.05
1:K:521:VAL:O	1:L:41:ASP:HB2	1.54	1.05
1:L:183:LEU:H	1:L:383:ALA:HB3	1.13	1.05
1:A:230:ILE:HD12	1:A:261:THR:HG21	1.36	1.05
1:D:174:VAL:HG22	1:D:329:THR:HG21	1.26	1.05
1:E:230:ILE:HD12	1:E:261:THR:HG21	1.36	1.05
1:B:230:ILE:HD12	1:B:261:THR:HG21	1.36	1.05
1:B:331:THR:OG1	1:B:376:VAL:CG2	2.04	1.05
1:C:191:GLU:CB	1:C:334:ASP:H	1.68	1.05
1:D:331:THR:OG1	1:D:376:VAL:CG2	2.04	1.05
1:A:331:THR:OG1	1:A:376:VAL:CG2	2.04	1.05
1:B:191:GLU:CB	1:B:334:ASP:H	1.68	1.05
1:E:331:THR:OG1	1:E:376:VAL:CG2	2.04	1.05
1:J:183:LEU:H	1:J:383:ALA:HB3	1.13	1.05
1:N:333:ILE:HD13	1:N:378:VAL:HG21	1.11	1.05
1:C:331:THR:OG1	1:C:376:VAL:CG2	2.04	1.05
1:F:191:GLU:CB	1:F:334:ASP:H	1.68	1.05
1:A:39:VAL:HG23	1:B:517:THR:CG2	1.75	1.04
1:A:183:LEU:H	1:A:383:ALA:HB3	1.20	1.04
1:F:183:LEU:H	1:F:383:ALA:HB3	1.20	1.04
1:B:191:GLU:HB2	1:B:334:ASP:H	0.94	1.04
1:I:333:ILE:HD13	1:I:378:VAL:HG21	1.11	1.04
1:C:183:LEU:H	1:C:383:ALA:HB3	1.20	1.04
1:E:183:LEU:H	1:E:383:ALA:HB3	1.20	1.04
1:C:191:GLU:HB3	1:C:332:ILE:O	1.58	1.03
1:F:230:ILE:HD12	1:F:261:THR:HG21	1.36	1.03
1:D:230:ILE:HD12	1:D:261:THR:HG21	1.36	1.03
1:E:245:LYS:CE	1:F:231:ARG:NH2	2.22	1.03
1:G:191:GLU:HB3	1:G:332:ILE:O	1.58	1.03
1:B:136:VAL:HG12	1:B:137:PRO:CD	1.89	1.03
1:A:231:ARG:NH2	1:G:245:LYS:CE	2.22	1.03
1:C:230:ILE:HD12	1:C:261:THR:HG21	1.36	1.03
1:F:136:VAL:HG12	1:F:137:PRO:CD	1.89	1.03
1:C:136:VAL:HG12	1:C:137:PRO:CD	1.89	1.02
1:D:191:GLU:HB3	1:D:332:ILE:O	1.58	1.02

Continued on next page...

Continued from previous page...

Atom-1	Atom-2	Interatomic distance (Å)	Clash overlap (Å)
1:G:183:LEU:H	1:G:383:ALA:HB3	1.20	1.02
1:J:191:GLU:C	1:J:193:MET:H	1.61	1.02
1:B:245:LYS:CE	1:C:231:ARG:NH2	2.22	1.02
1:D:136:VAL:HG12	1:D:137:PRO:CD	1.89	1.02
1:F:191:GLU:HB3	1:F:332:ILE:O	1.58	1.02
1:G:136:VAL:HG12	1:G:137:PRO:CD	1.89	1.02
1:G:230:ILE:HD12	1:G:261:THR:HG21	1.36	1.02
1:M:191:GLU:C	1:M:193:MET:H	1.61	1.02
1:A:41:ASP:CB	1:B:521:VAL:O	2.08	1.02
1:A:136:VAL:HG12	1:A:137:PRO:CD	1.89	1.02
1:A:191:GLU:CB	1:A:333:ILE:HA	1.74	1.02
1:B:191:GLU:HB3	1:B:332:ILE:O	1.58	1.02
1:D:245:LYS:CE	1:E:231:ARG:NH2	2.22	1.02
1:L:190:VAL:CG1	1:L:333:ILE:HG23	1.78	1.02
1:L:191:GLU:C	1:L:193:MET:H	1.61	1.02
1:A:191:GLU:HB3	1:A:332:ILE:O	1.58	1.02
1:A:245:LYS:CE	1:B:231:ARG:HH21	1.72	1.02
1:A:521:VAL:O	1:G:41:ASP:CB	2.08	1.02
1:B:41:ASP:CB	1:C:521:VAL:O	2.08	1.02
1:B:245:LYS:CE	1:C:231:ARG:HH21	1.72	1.02
1:C:245:LYS:CE	1:D:231:ARG:HH21	1.72	1.02
1:E:136:VAL:HG12	1:E:137:PRO:CD	1.89	1.02
1:F:245:LYS:CE	1:G:231:ARG:NH2	2.22	1.02
1:I:370:ALA:O	1:I:374:GLY:CA	2.08	1.02
1:A:245:LYS:CE	1:B:231:ARG:NH2	2.22	1.01
1:K:190:VAL:HG13	1:K:333:ILE:CG2	1.89	1.01
1:C:245:LYS:CE	1:D:231:ARG:NH2	2.22	1.01
1:C:191:GLU:HB2	1:C:333:ILE:HA	1.36	1.01
1:E:191:GLU:HB3	1:E:332:ILE:O	1.58	1.01
1:E:245:LYS:CE	1:F:231:ARG:HH21	1.72	1.01
1:F:245:LYS:CE	1:G:231:ARG:HH21	1.72	1.01
1:J:190:VAL:HG13	1:J:333:ILE:CG2	1.89	1.01
1:J:370:ALA:O	1:J:374:GLY:CA	2.08	1.01
1:N:190:VAL:HG13	1:N:333:ILE:CG2	1.89	1.01
1:A:231:ARG:HH21	1:G:245:LYS:CE	1.72	1.01
1:F:41:ASP:CB	1:G:521:VAL:O	2.08	1.01
1:F:86:GLY:CA	1:F:401:HIS:HE1	1.73	1.01
1:G:174:VAL:HG21	1:G:329:THR:HG21	1.30	1.01
1:H:190:VAL:HG13	1:H:333:ILE:CG2	1.89	1.01
1:H:370:ALA:O	1:H:374:GLY:CA	2.08	1.01
1:N:331:THR:OG1	1:N:376:VAL:HG21	1.61	1.01

Continued on next page...

Continued from previous page...

Atom-1	Atom-2	Interatomic distance (Å)	Clash overlap (Å)
1:A:86:GLY:CA	1:A:401:HIS:HE1	1.73	1.00
1:C:41:ASP:CB	1:D:521:VAL:O	2.08	1.00
1:D:41:ASP:CB	1:E:521:VAL:O	2.08	1.00
1:D:136:VAL:HG12	1:D:137:PRO:HD2	1.43	1.00
1:E:41:ASP:CB	1:F:521:VAL:O	2.08	1.00
1:G:136:VAL:HG12	1:G:137:PRO:HD2	1.43	1.00
1:K:331:THR:OG1	1:K:376:VAL:HG21	1.61	1.00
1:L:331:THR:OG1	1:L:376:VAL:HG21	1.61	1.00
1:L:370:ALA:O	1:L:374:GLY:CA	2.08	1.00
1:D:245:LYS:CE	1:E:231:ARG:HH21	1.72	1.00
1:K:191:GLU:C	1:K:193:MET:H	1.61	1.00
1:K:370:ALA:O	1:K:374:GLY:CA	2.08	1.00
1:M:370:ALA:O	1:M:374:GLY:CA	2.08	1.00
1:B:191:GLU:HB2	1:B:333:ILE:HA	1.36	1.00
1:M:331:THR:OG1	1:M:376:VAL:HG21	1.61	1.00
1:F:136:VAL:HG12	1:F:137:PRO:HD2	1.43	1.00
1:H:331:THR:OG1	1:H:376:VAL:HG21	1.61	1.00
1:D:86:GLY:CA	1:D:401:HIS:HE1	1.73	0.99
1:D:191:GLU:HB2	1:D:333:ILE:HA	1.36	0.99
1:J:331:THR:OG1	1:J:376:VAL:HG21	1.61	0.99
1:N:370:ALA:O	1:N:374:GLY:CA	2.08	0.99
1:B:331:THR:CB	1:B:376:VAL:CG2	2.40	0.99
1:I:331:THR:OG1	1:I:376:VAL:HG21	1.61	0.99
1:A:136:VAL:HG12	1:A:137:PRO:HD2	1.43	0.99
1:B:86:GLY:CA	1:B:401:HIS:HE1	1.73	0.99
1:B:136:VAL:HG12	1:B:137:PRO:HD2	1.43	0.99
1:D:331:THR:CB	1:D:376:VAL:CG2	2.40	0.99
1:F:331:THR:CB	1:F:376:VAL:CG2	2.40	0.99
1:C:86:GLY:CA	1:C:401:HIS:HE1	1.73	0.99
1:A:331:THR:CB	1:A:376:VAL:CG2	2.40	0.98
1:G:331:THR:CB	1:G:376:VAL:CG2	2.40	0.98
1:F:194:GLN:NE2	1:F:375:GLY:O	1.96	0.98
1:E:194:GLN:NE2	1:E:375:GLY:O	1.97	0.98
1:C:331:THR:CB	1:C:376:VAL:CG2	2.40	0.98
1:E:136:VAL:HG12	1:E:137:PRO:HD2	1.43	0.98
1:E:331:THR:CB	1:E:376:VAL:CG2	2.40	0.98
1:I:331:THR:OG1	1:I:376:VAL:HG11	1.63	0.98
1:B:194:GLN:NE2	1:B:375:GLY:O	1.97	0.98
1:I:191:GLU:C	1:I:193:MET:H	1.61	0.98
1:L:190:VAL:HG13	1:L:333:ILE:CG2	1.89	0.98
1:N:331:THR:OG1	1:N:376:VAL:HG11	1.63	0.98

Continued on next page...

Continued from previous page...

Atom-1	Atom-2	Interatomic distance (Å)	Clash overlap (Å)
1:D:194:GLN:NE2	1:D:375:GLY:O	1.97	0.98
1:H:191:GLU:C	1:H:193:MET:H	1.61	0.98
1:B:47:PRO:CD	1:C:73:MET:CG	2.42	0.97
1:M:190:VAL:HG13	1:M:333:ILE:CG2	1.89	0.97
1:F:47:PRO:HD2	1:G:73:MET:HG2	0.97	0.97
1:G:194:GLN:NE2	1:G:375:GLY:O	1.96	0.97
1:H:331:THR:OG1	1:H:376:VAL:HG11	1.63	0.97
1:A:73:MET:HG2	1:G:47:PRO:HD2	0.98	0.97
1:C:136:VAL:HG12	1:C:137:PRO:HD2	1.43	0.97
1:F:191:GLU:HB2	1:F:333:ILE:HA	1.36	0.97
1:E:47:PRO:HD2	1:F:73:MET:HG2	0.97	0.97
1:H:49:ILE:HD12	1:N:513:LEU:HD13	1.45	0.97
1:K:513:LEU:HD13	1:L:49:ILE:HD12	1.46	0.97
1:I:194:GLN:HB2	1:I:376:VAL:HG22	1.47	0.97
1:G:86:GLY:CA	1:G:401:HIS:HE1	1.73	0.97
1:H:194:GLN:HB2	1:H:376:VAL:HG22	1.47	0.96
1:C:194:GLN:NE2	1:C:375:GLY:O	1.96	0.96
1:H:513:LEU:HD13	1:I:49:ILE:HD12	1.45	0.96
1:B:194:GLN:H	1:B:375:GLY:H	1.07	0.96
1:K:331:THR:OG1	1:K:376:VAL:HG11	1.63	0.96
1:L:513:LEU:HD13	1:M:49:ILE:HD12	1.46	0.96
1:A:47:PRO:HD2	1:B:73:MET:HG2	0.98	0.96
1:D:47:PRO:HD2	1:E:73:MET:HG2	0.97	0.96
1:E:86:GLY:CA	1:E:401:HIS:HE1	1.73	0.96
1:A:191:GLU:HB2	1:A:333:ILE:HA	1.36	0.96
1:J:513:LEU:HD13	1:K:49:ILE:HD12	1.45	0.96
1:A:194:GLN:H	1:A:375:GLY:H	1.07	0.96
1:A:194:GLN:NE2	1:A:375:GLY:O	1.97	0.96
1:K:174:VAL:HG21	1:K:194:GLN:HB3	1.47	0.96
1:L:331:THR:OG1	1:L:376:VAL:HG11	1.63	0.96
1:I:190:VAL:HG13	1:I:333:ILE:CG2	1.89	0.96
1:J:331:THR:OG1	1:J:376:VAL:HG11	1.63	0.96
1:M:331:THR:OG1	1:M:376:VAL:HG11	1.63	0.96
1:A:37:ASN:HB2	1:B:516:THR:O	1.66	0.95
1:D:37:ASN:HB2	1:E:516:THR:O	1.66	0.95
1:M:513:LEU:HD13	1:N:49:ILE:HD12	1.45	0.95
1:B:37:ASN:HB2	1:C:516:THR:O	1.66	0.95
1:C:47:PRO:HD2	1:D:73:MET:HG2	0.98	0.95
1:D:47:PRO:CD	1:E:73:MET:CG	2.42	0.95
1:J:194:GLN:HB2	1:J:376:VAL:HG22	1.47	0.95
1:B:47:PRO:HD2	1:C:73:MET:HG2	0.98	0.95

Continued on next page...

Continued from previous page...

Atom-1	Atom-2	Interatomic distance (Å)	Clash overlap (Å)
1:N:194:GLN:HB2	1:N:376:VAL:HG22	1.47	0.95
1:A:516:THR:O	1:G:37:ASN:HB2	1.66	0.95
1:F:47:PRO:CD	1:G:73:MET:CG	2.42	0.95
1:H:174:VAL:HG21	1:H:194:GLN:HB3	1.47	0.95
1:N:174:VAL:HG21	1:N:194:GLN:HB3	1.47	0.95
1:N:191:GLU:C	1:N:193:MET:H	1.61	0.95
1:C:37:ASN:HB2	1:D:516:THR:O	1.66	0.95
1:E:37:ASN:HB2	1:F:516:THR:O	1.66	0.95
1:I:513:LEU:HD13	1:J:49:ILE:HD12	1.45	0.95
1:E:47:PRO:CD	1:F:73:MET:CG	2.42	0.95
1:K:517:THR:HG23	1:L:39:VAL:HG23	1.49	0.94
1:A:73:MET:CG	1:G:47:PRO:CD	2.42	0.94
1:G:191:GLU:HB2	1:G:333:ILE:CA	1.98	0.94
1:H:39:VAL:HG23	1:N:517:THR:HG23	1.49	0.94
1:C:331:THR:HG1	1:C:376:VAL:HG23	1.19	0.94
1:M:194:GLN:HB2	1:M:376:VAL:HG22	1.47	0.94
1:F:37:ASN:HB2	1:G:516:THR:O	1.66	0.94
1:I:218:PRO:HB3	1:I:246:PRO:HG2	1.50	0.94
1:K:218:PRO:HB3	1:K:246:PRO:HG2	1.50	0.94
1:E:191:GLU:HB2	1:E:333:ILE:CA	1.98	0.94
1:A:191:GLU:HB2	1:A:333:ILE:CA	1.98	0.94
1:D:235:PRO:HG3	1:D:310:GLU:HA	1.48	0.94
1:E:235:PRO:HG3	1:E:310:GLU:HA	1.48	0.94
1:M:517:THR:HG23	1:N:39:VAL:HG23	1.49	0.94
1:H:218:PRO:HB3	1:H:246:PRO:HG2	1.50	0.94
1:J:218:PRO:HB3	1:J:246:PRO:HG2	1.50	0.94
1:L:517:THR:HG23	1:M:39:VAL:HG23	1.49	0.94
1:B:191:GLU:HB2	1:B:333:ILE:CA	1.98	0.93
1:J:174:VAL:HG21	1:J:194:GLN:HB3	1.47	0.93
1:D:331:THR:HG1	1:D:376:VAL:HG23	1.25	0.93
1:I:174:VAL:HG21	1:I:194:GLN:HB3	1.47	0.93
1:L:218:PRO:HB3	1:L:246:PRO:HG2	1.50	0.93
1:M:174:VAL:HG21	1:M:194:GLN:HB3	1.47	0.93
1:C:191:GLU:HB2	1:C:333:ILE:CA	1.98	0.93
1:E:191:GLU:C	1:E:332:ILE:O	2.07	0.93
1:D:191:GLU:C	1:D:332:ILE:O	2.07	0.93
1:A:194:GLN:HB2	1:A:375:GLY:C	1.89	0.93
1:C:194:GLN:H	1:C:375:GLY:H	1.07	0.93
1:D:191:GLU:HB2	1:D:333:ILE:CA	1.98	0.93
1:F:191:GLU:HB2	1:F:333:ILE:CA	1.98	0.93
1:C:136:VAL:C	1:C:137:PRO:N	2.15	0.93

Continued on next page...

Continued from previous page...

Atom-1	Atom-2	Interatomic distance (Å)	Clash overlap (Å)
1:F:191:GLU:C	1:F:332:ILE:O	2.07	0.93
1:L:174:VAL:HG21	1:L:194:GLN:HB3	1.47	0.93
1:L:194:GLN:HB2	1:L:376:VAL:HG22	1.47	0.93
1:A:235:PRO:HG3	1:A:310:GLU:HA	1.48	0.93
1:C:235:PRO:HG3	1:C:310:GLU:HA	1.48	0.93
1:G:194:GLN:HB2	1:G:375:GLY:C	1.89	0.93
1:K:194:GLN:HB2	1:K:376:VAL:HG22	1.47	0.93
1:B:194:GLN:HB2	1:B:375:GLY:C	1.89	0.93
1:J:517:THR:HG23	1:K:39:VAL:HG23	1.49	0.93
1:E:331:THR:HG1	1:E:376:VAL:HG23	1.23	0.93
1:F:235:PRO:HG3	1:F:310:GLU:HA	1.48	0.93
1:H:521:VAL:O	1:I:41:ASP:CB	2.17	0.93
1:A:47:PRO:CD	1:B:73:MET:CG	2.42	0.92
1:B:191:GLU:C	1:B:332:ILE:O	2.07	0.92
1:E:218:PRO:HB3	1:E:246:PRO:HG2	1.52	0.92
1:G:235:PRO:HG3	1:G:310:GLU:HA	1.48	0.92
1:I:521:VAL:O	1:J:41:ASP:CB	2.17	0.92
1:C:191:GLU:C	1:C:332:ILE:O	2.07	0.92
1:E:136:VAL:C	1:E:137:PRO:N	2.15	0.92
1:M:235:PRO:HG3	1:M:310:GLU:HA	1.52	0.92
1:N:235:PRO:HG3	1:N:310:GLU:HA	1.52	0.92
1:C:47:PRO:CD	1:D:73:MET:CG	2.42	0.92
1:L:235:PRO:HG3	1:L:310:GLU:HA	1.52	0.92
1:A:191:GLU:C	1:A:332:ILE:O	2.07	0.92
1:H:41:ASP:CB	1:N:521:VAL:O	2.17	0.92
1:B:218:PRO:HB3	1:B:246:PRO:HG2	1.52	0.92
1:J:517:THR:HG23	1:K:39:VAL:CG2	2.00	0.92
1:M:517:THR:HG23	1:N:39:VAL:CG2	2.00	0.92
1:D:194:GLN:H	1:D:375:GLY:H	1.07	0.92
1:D:218:PRO:HB3	1:D:246:PRO:HG2	1.52	0.92
1:F:194:GLN:HB2	1:F:375:GLY:C	1.89	0.92
1:G:194:GLN:H	1:G:375:GLY:H	1.07	0.92
1:N:218:PRO:HB3	1:N:246:PRO:HG2	1.50	0.92
1:C:194:GLN:HB2	1:C:375:GLY:C	1.89	0.92
1:E:194:GLN:H	1:E:375:GLY:H	1.07	0.92
1:F:218:PRO:HB3	1:F:246:PRO:HG2	1.52	0.92
1:H:39:VAL:CG2	1:N:517:THR:HG23	2.00	0.92
1:H:235:PRO:HG3	1:H:310:GLU:HA	1.52	0.92
1:I:517:THR:HG23	1:J:39:VAL:HG23	1.49	0.92
1:K:517:THR:HG23	1:L:39:VAL:CG2	2.00	0.92
1:L:517:THR:HG23	1:M:39:VAL:CG2	2.00	0.92

Continued on next page...

Continued from previous page...

Atom-1	Atom-2	Interatomic distance (Å)	Clash overlap (Å)
1:M:218:PRO:HB3	1:M:246:PRO:HG2	1.50	0.92
1:B:136:VAL:C	1:B:137:PRO:N	2.15	0.92
1:G:191:GLU:C	1:G:332:ILE:O	2.07	0.92
1:C:218:PRO:HB3	1:C:246:PRO:HG2	1.52	0.92
1:E:194:GLN:HB2	1:E:375:GLY:C	1.89	0.92
1:A:218:PRO:HB3	1:A:246:PRO:HG2	1.52	0.91
1:E:174:VAL:HG21	1:E:329:THR:HG21	1.30	0.91
1:F:194:GLN:H	1:F:375:GLY:H	1.07	0.91
1:B:235:PRO:HG3	1:B:310:GLU:HA	1.48	0.91
1:H:517:THR:HG23	1:I:39:VAL:HG23	1.49	0.91
1:I:517:THR:HG23	1:J:39:VAL:CG2	2.00	0.91
1:K:235:PRO:HG3	1:K:310:GLU:HA	1.52	0.91
1:J:521:VAL:O	1:K:41:ASP:CB	2.17	0.91
1:D:194:GLN:HB2	1:D:375:GLY:C	1.89	0.91
1:G:218:PRO:HB3	1:G:246:PRO:HG2	1.52	0.91
1:B:331:THR:HG21	1:B:376:VAL:HG21	1.53	0.91
1:E:331:THR:HG21	1:E:376:VAL:HG21	1.53	0.91
1:L:521:VAL:O	1:M:41:ASP:CB	2.17	0.91
1:A:49:ILE:CD1	1:B:513:LEU:HB3	2.01	0.91
1:D:331:THR:HG21	1:D:376:VAL:HG21	1.53	0.91
1:I:235:PRO:HG3	1:I:310:GLU:HA	1.52	0.91
1:J:333:ILE:CD1	1:J:378:VAL:HG21	2.01	0.91
1:D:136:VAL:C	1:D:137:PRO:N	2.15	0.91
1:E:49:ILE:CD1	1:F:513:LEU:HB3	2.01	0.91
1:G:136:VAL:C	1:G:137:PRO:N	2.15	0.91
1:M:521:VAL:O	1:N:41:ASP:CB	2.17	0.91
1:K:521:VAL:O	1:L:41:ASP:CB	2.17	0.90
1:A:331:THR:HG21	1:A:376:VAL:HG21	1.53	0.90
1:C:49:ILE:CD1	1:D:513:LEU:HB3	2.01	0.90
1:H:517:THR:HG23	1:I:39:VAL:CG2	2.00	0.90
1:I:190:VAL:HG13	1:I:333:ILE:HG23	1.52	0.90
1:J:235:PRO:HG3	1:J:310:GLU:HA	1.52	0.90
1:B:49:ILE:CD1	1:C:513:LEU:HB3	2.01	0.90
1:C:331:THR:HG21	1:C:376:VAL:HG21	1.53	0.90
1:F:331:THR:HG21	1:F:376:VAL:HG21	1.53	0.90
1:D:49:ILE:CD1	1:E:513:LEU:HB3	2.01	0.90
1:F:136:VAL:C	1:F:137:PRO:N	2.15	0.90
1:K:333:ILE:CD1	1:K:378:VAL:HG21	2.01	0.90
1:I:194:GLN:HB2	1:I:376:VAL:CG2	2.03	0.89
1:M:371:LYS:HA	1:M:374:GLY:N	1.88	0.89
1:D:174:VAL:HG21	1:D:329:THR:HG21	1.30	0.89

Continued on next page...

Continued from previous page...

Atom-1	Atom-2	Interatomic distance (Å)	Clash overlap (Å)
1:N:194:GLN:HB2	1:N:376:VAL:CG2	2.03	0.89
1:G:331:THR:HG21	1:G:376:VAL:HG21	1.53	0.89
1:I:371:LYS:HA	1:I:374:GLY:N	1.88	0.89
1:K:194:GLN:HB2	1:K:376:VAL:CG2	2.03	0.89
1:F:49:ILE:CD1	1:G:513:LEU:HB3	2.01	0.89
1:H:333:ILE:CD1	1:H:378:VAL:HG21	2.01	0.89
1:K:371:LYS:HA	1:K:374:GLY:N	1.88	0.89
1:L:333:ILE:CD1	1:L:378:VAL:HG21	2.01	0.89
1:C:174:VAL:HG21	1:C:329:THR:HG21	1.30	0.88
1:M:194:GLN:HB2	1:M:376:VAL:CG2	2.03	0.88
1:A:513:LEU:HB3	1:G:49:ILE:CD1	2.01	0.88
1:H:194:GLN:HB2	1:H:376:VAL:CG2	2.03	0.88
1:I:333:ILE:HG21	1:I:378:VAL:HG21	1.55	0.88
1:J:194:GLN:HB2	1:J:376:VAL:CG2	2.03	0.88
1:N:333:ILE:CD1	1:N:378:VAL:HG21	2.01	0.88
1:B:174:VAL:HG21	1:B:329:THR:HG21	1.30	0.88
1:E:191:GLU:CB	1:E:334:ASP:N	2.33	0.88
1:L:194:GLN:HB2	1:L:376:VAL:CG2	2.03	0.88
1:H:333:ILE:HG21	1:H:378:VAL:HG21	1.55	0.88
1:H:371:LYS:HA	1:H:374:GLY:N	1.88	0.88
1:I:333:ILE:CD1	1:I:378:VAL:HG21	2.01	0.88
1:H:190:VAL:CB	1:H:333:ILE:CG2	2.42	0.88
1:H:404:ARG:HG2	1:H:404:ARG:HH11	1.39	0.87
1:I:333:ILE:CD1	1:I:378:VAL:CG2	2.53	0.87
1:J:333:ILE:CD1	1:J:378:VAL:CG2	2.53	0.87
1:L:333:ILE:CD1	1:L:378:VAL:CG2	2.53	0.87
1:L:333:ILE:HG21	1:L:378:VAL:HG21	1.55	0.87
1:M:333:ILE:CD1	1:M:378:VAL:CG2	2.53	0.87
1:I:404:ARG:HG2	1:I:404:ARG:HH11	1.39	0.87
1:N:371:LYS:HA	1:N:374:GLY:N	1.88	0.87
1:A:517:THR:HG23	1:G:39:VAL:HG23	0.87	0.87
1:C:39:VAL:HG23	1:D:517:THR:HG23	0.87	0.87
1:M:333:ILE:CD1	1:M:378:VAL:HG21	2.01	0.87
1:D:39:VAL:HG23	1:E:517:THR:HG23	0.87	0.87
1:J:371:LYS:HA	1:J:374:GLY:N	1.88	0.87
1:L:190:VAL:HG13	1:L:333:ILE:HG23	1.52	0.87
1:N:333:ILE:HG21	1:N:378:VAL:HG21	1.55	0.87
1:A:39:VAL:HG23	1:B:517:THR:HG23	0.87	0.86
1:B:39:VAL:HG23	1:C:517:THR:HG23	0.87	0.86
1:C:191:GLU:CB	1:C:334:ASP:N	2.33	0.86
1:J:333:ILE:HG21	1:J:378:VAL:HG21	1.55	0.86

Continued on next page...

Continued from previous page...

Atom-1	Atom-2	Interatomic distance (Å)	Clash overlap (Å)
1:K:333:ILE:HG21	1:K:378:VAL:HG21	1.55	0.86
1:A:193:MET:C	1:A:375:GLY:H	1.78	0.86
1:F:174:VAL:HG22	1:F:329:THR:CG2	1.98	0.86
1:G:193:MET:C	1:G:375:GLY:H	1.78	0.86
1:M:190:VAL:HG12	1:M:334:ASP:HB2	1.58	0.86
1:M:333:ILE:HG21	1:M:378:VAL:HG21	1.55	0.86
1:B:191:GLU:CB	1:B:334:ASP:N	2.33	0.86
1:D:191:GLU:CB	1:D:334:ASP:N	2.33	0.86
1:H:333:ILE:CD1	1:H:378:VAL:CG2	2.53	0.86
1:L:371:LYS:HA	1:L:374:GLY:N	1.88	0.86
1:L:404:ARG:HG2	1:L:404:ARG:HH11	1.39	0.86
1:C:331:THR:CB	1:C:376:VAL:HG21	2.05	0.86
1:G:371:LYS:CG	1:G:374:GLY:N	2.39	0.86
1:N:190:VAL:HG12	1:N:334:ASP:HB2	1.58	0.86
1:N:404:ARG:HG2	1:N:404:ARG:HH11	1.40	0.86
1:B:191:GLU:CB	1:B:333:ILE:CA	2.54	0.86
1:D:193:MET:C	1:D:375:GLY:H	1.78	0.86
1:D:371:LYS:CG	1:D:374:GLY:N	2.39	0.86
1:F:331:THR:CB	1:F:376:VAL:HG21	2.05	0.86
1:G:174:VAL:HG22	1:G:329:THR:CG2	1.98	0.86
1:K:333:ILE:CD1	1:K:378:VAL:CG2	2.53	0.86
1:L:190:VAL:HG12	1:L:334:ASP:HB2	1.58	0.86
1:A:136:VAL:C	1:A:137:PRO:N	2.15	0.85
1:B:193:MET:C	1:B:375:GLY:H	1.78	0.85
1:G:191:GLU:CB	1:G:333:ILE:CA	2.54	0.85
1:J:404:ARG:HG2	1:J:404:ARG:HH11	1.39	0.85
1:E:331:THR:CB	1:E:376:VAL:HG21	2.05	0.85
1:M:69:MET:HE1	1:N:41:ASP:HB2	1.56	0.85
1:A:371:LYS:CG	1:A:374:GLY:N	2.39	0.85
1:C:371:LYS:CG	1:C:374:GLY:N	2.39	0.85
1:E:39:VAL:HG23	1:F:517:THR:HG23	0.87	0.85
1:A:49:ILE:HD13	1:B:513:LEU:HB3	1.58	0.85
1:F:193:MET:C	1:F:375:GLY:H	1.78	0.85
1:I:190:VAL:CB	1:I:333:ILE:CG2	2.42	0.85
1:D:49:ILE:HD13	1:E:513:LEU:HB3	1.59	0.85
1:G:331:THR:CB	1:G:376:VAL:HG21	2.05	0.85
1:K:404:ARG:HG2	1:K:404:ARG:HH11	1.40	0.85
1:D:331:THR:CB	1:D:376:VAL:HG21	2.05	0.85
1:B:49:ILE:HD13	1:C:513:LEU:HB3	1.59	0.85
1:C:193:MET:C	1:C:375:GLY:H	1.78	0.85
1:J:190:VAL:HG12	1:J:334:ASP:HB2	1.58	0.85

Continued on next page...

Continued from previous page...

Atom-1	Atom-2	Interatomic distance (Å)	Clash overlap (Å)
1:H:190:VAL:HG12	1:H:334:ASP:HB2	1.58	0.85
1:N:333:ILE:CD1	1:N:378:VAL:CG2	2.53	0.85
1:E:191:GLU:CB	1:E:333:ILE:CA	2.54	0.85
1:E:174:VAL:HG22	1:E:329:THR:CG2	1.98	0.84
1:E:193:MET:C	1:E:375:GLY:H	1.78	0.84
1:E:371:LYS:CG	1:E:374:GLY:N	2.39	0.84
1:L:349:ILE:HA	1:L:352:GLN:HG3	1.60	0.84
1:F:371:LYS:CG	1:F:374:GLY:N	2.39	0.84
1:K:349:ILE:HA	1:K:352:GLN:HG3	1.59	0.84
1:A:191:GLU:CB	1:A:333:ILE:CA	2.54	0.84
1:A:331:THR:CB	1:A:376:VAL:HG21	2.05	0.84
1:A:513:LEU:HB3	1:G:49:ILE:HD13	1.59	0.84
1:B:371:LYS:CG	1:B:374:GLY:N	2.39	0.84
1:K:183:LEU:N	1:K:383:ALA:HB3	1.93	0.84
1:K:190:VAL:CB	1:K:333:ILE:CG2	2.42	0.84
1:M:349:ILE:HA	1:M:352:GLN:HG3	1.60	0.84
1:B:331:THR:CB	1:B:376:VAL:HG21	2.05	0.84
1:C:49:ILE:HD13	1:D:513:LEU:HB3	1.59	0.84
1:E:49:ILE:HD13	1:F:513:LEU:HB3	1.59	0.84
1:E:349:ILE:HA	1:E:352:GLN:HG3	1.60	0.84
1:I:190:VAL:HG12	1:I:334:ASP:HB2	1.58	0.84
1:B:174:VAL:HG22	1:B:329:THR:CG2	1.98	0.84
1:D:349:ILE:HA	1:D:352:GLN:HG3	1.60	0.84
1:H:190:VAL:HG13	1:H:333:ILE:HG23	1.51	0.84
1:J:183:LEU:N	1:J:383:ALA:HB3	1.93	0.84
1:K:190:VAL:HG13	1:K:333:ILE:HG23	1.51	0.84
1:L:183:LEU:N	1:L:383:ALA:HB3	1.93	0.84
1:M:404:ARG:HG2	1:M:404:ARG:HH11	1.39	0.84
1:A:174:VAL:HG22	1:A:329:THR:CG2	1.98	0.83
1:A:191:GLU:CB	1:A:334:ASP:N	2.33	0.83
1:J:190:VAL:HG13	1:J:333:ILE:HG23	1.51	0.83
1:F:39:VAL:HG23	1:G:517:THR:HG23	0.87	0.83
1:F:49:ILE:HD13	1:G:513:LEU:HB3	1.58	0.83
1:F:349:ILE:HA	1:F:352:GLN:HG3	1.60	0.83
1:J:349:ILE:HA	1:J:352:GLN:HG3	1.59	0.83
1:N:349:ILE:HA	1:N:352:GLN:HG3	1.59	0.83
1:G:349:ILE:HA	1:G:352:GLN:HG3	1.60	0.83
1:H:349:ILE:HA	1:H:352:GLN:HG3	1.60	0.83
1:I:349:ILE:HA	1:I:352:GLN:HG3	1.59	0.83
1:K:190:VAL:HG12	1:K:334:ASP:HB2	1.58	0.83
1:C:349:ILE:HA	1:C:352:GLN:HG3	1.60	0.82

Continued on next page...

Continued from previous page...

Atom-1	Atom-2	Interatomic distance (Å)	Clash overlap (Å)
1:M:190:VAL:HG13	1:M:333:ILE:HG23	1.51	0.82
1:D:174:VAL:HG22	1:D:329:THR:CG2	1.98	0.82
1:G:371:LYS:HG2	1:G:374:GLY:HA2	1.62	0.82
1:C:191:GLU:CB	1:C:332:ILE:O	2.28	0.82
1:F:331:THR:CG2	1:F:376:VAL:HG21	2.10	0.82
1:G:331:THR:CG2	1:G:376:VAL:HG21	2.09	0.82
1:I:183:LEU:N	1:I:383:ALA:HB3	1.93	0.82
1:A:41:ASP:CG	1:B:69:MET:SD	2.58	0.82
1:E:371:LYS:HG2	1:E:374:GLY:HA2	1.62	0.82
1:F:191:GLU:CB	1:F:333:ILE:CA	2.54	0.82
1:M:183:LEU:N	1:M:383:ALA:HB3	1.93	0.82
1:C:174:VAL:HG22	1:C:329:THR:CG2	1.98	0.82
1:A:349:ILE:HA	1:A:352:GLN:HG3	1.60	0.82
1:B:41:ASP:CG	1:C:69:MET:SD	2.58	0.82
1:G:191:GLU:CB	1:G:332:ILE:O	2.28	0.82
1:B:191:GLU:CB	1:B:332:ILE:O	2.28	0.82
1:C:191:GLU:HB2	1:C:333:ILE:C	1.99	0.82
1:C:371:LYS:HG2	1:C:374:GLY:HA2	1.62	0.82
1:D:191:GLU:HB2	1:D:333:ILE:C	1.99	0.82
1:D:41:ASP:CG	1:E:69:MET:SD	2.58	0.82
1:E:41:ASP:CG	1:F:69:MET:SD	2.58	0.82
1:N:370:ALA:C	1:N:374:GLY:N	2.34	0.82
1:A:331:THR:CG2	1:A:376:VAL:HG21	2.09	0.81
1:E:331:THR:CG2	1:E:376:VAL:HG21	2.10	0.81
1:A:191:GLU:CB	1:A:332:ILE:O	2.28	0.81
1:F:191:GLU:CB	1:F:334:ASP:N	2.33	0.81
1:H:370:ALA:C	1:H:374:GLY:N	2.34	0.81
1:A:41:ASP:HB2	1:B:69:MET:HE1	1.62	0.81
1:A:69:MET:SD	1:G:41:ASP:CG	2.58	0.81
1:A:191:GLU:HB2	1:A:333:ILE:C	1.99	0.81
1:C:41:ASP:CG	1:D:69:MET:SD	2.58	0.81
1:D:191:GLU:CB	1:D:332:ILE:O	2.28	0.81
1:B:331:THR:CG2	1:B:376:VAL:HG21	2.10	0.81
1:B:349:ILE:HA	1:B:352:GLN:HG3	1.60	0.81
1:F:41:ASP:CG	1:G:69:MET:SD	2.58	0.81
1:B:371:LYS:HG2	1:B:374:GLY:HA2	1.62	0.81
1:C:331:THR:CG2	1:C:376:VAL:HG21	2.10	0.81
1:E:191:GLU:HB2	1:E:333:ILE:C	1.99	0.81
1:F:191:GLU:CB	1:F:332:ILE:O	2.28	0.81
1:M:370:ALA:C	1:M:374:GLY:N	2.34	0.81
1:B:191:GLU:HB2	1:B:333:ILE:C	1.99	0.81

Continued on next page...

Continued from previous page...

Atom-1	Atom-2	Interatomic distance (Å)	Clash overlap (Å)
1:G:191:GLU:HB2	1:G:333:ILE:C	1.99	0.81
1:N:183:LEU:N	1:N:383:ALA:HB3	1.93	0.81
1:D:331:THR:CG2	1:D:376:VAL:HG21	2.09	0.81
1:F:191:GLU:HB2	1:F:333:ILE:C	1.99	0.81
1:H:183:LEU:N	1:H:383:ALA:HB3	1.93	0.81
1:I:370:ALA:C	1:I:374:GLY:N	2.34	0.81
1:K:370:ALA:C	1:K:374:GLY:N	2.34	0.81
1:A:69:MET:HE1	1:G:41:ASP:HB2	1.62	0.81
1:D:331:THR:CB	1:D:376:VAL:HG23	2.09	0.81
1:E:191:GLU:CB	1:E:332:ILE:O	2.28	0.81
1:F:41:ASP:HB2	1:G:69:MET:HE1	1.61	0.81
1:F:371:LYS:HG2	1:F:374:GLY:HA2	1.62	0.80
1:J:370:ALA:C	1:J:374:GLY:N	2.33	0.80
1:C:191:GLU:CB	1:C:333:ILE:CA	2.54	0.80
1:D:371:LYS:HG2	1:D:374:GLY:HA2	1.62	0.80
1:D:191:GLU:CB	1:D:333:ILE:CA	2.54	0.80
1:L:370:ALA:C	1:L:374:GLY:N	2.34	0.80
1:B:331:THR:CB	1:B:376:VAL:HG23	2.09	0.80
1:G:174:VAL:HG21	1:G:329:THR:HG23	1.62	0.80
1:G:191:GLU:CB	1:G:334:ASP:N	2.33	0.80
1:E:331:THR:CB	1:E:376:VAL:HG23	2.09	0.80
1:J:333:ILE:HD13	1:J:378:VAL:HG22	1.64	0.80
1:C:194:GLN:HB3	1:C:375:GLY:O	1.82	0.80
1:K:333:ILE:HD13	1:K:378:VAL:HG22	1.64	0.80
1:A:174:VAL:HG21	1:A:329:THR:HG23	1.62	0.80
1:A:371:LYS:HG2	1:A:374:GLY:HA2	1.62	0.80
1:D:191:GLU:C	1:D:332:ILE:C	2.40	0.79
1:A:191:GLU:C	1:A:332:ILE:C	2.40	0.79
1:A:331:THR:CB	1:A:376:VAL:HG23	2.09	0.79
1:F:174:VAL:HG21	1:F:329:THR:HG23	1.62	0.79
1:G:194:GLN:HB3	1:G:375:GLY:O	1.82	0.79
1:N:190:VAL:CB	1:N:333:ILE:CG2	2.42	0.79
1:G:136:VAL:CG1	1:G:137:PRO:HD2	2.13	0.79
1:F:191:GLU:C	1:F:332:ILE:C	2.40	0.79
1:F:331:THR:CB	1:F:376:VAL:HG23	2.09	0.79
1:H:41:ASP:HB2	1:N:69:MET:HE1	1.63	0.79
1:A:136:VAL:CG1	1:A:137:PRO:HD2	2.13	0.79
1:B:200:LEU:HD21	1:B:277:LYS:HG3	1.65	0.79
1:D:136:VAL:CG1	1:D:137:PRO:HD2	2.13	0.79
1:E:136:VAL:CG1	1:E:137:PRO:HD2	2.13	0.79
1:F:200:LEU:HD21	1:F:277:LYS:HG3	1.65	0.79

Continued on next page...

Continued from previous page...

Atom-1	Atom-2	Interatomic distance (Å)	Clash overlap (Å)
1:E:41:ASP:HB2	1:F:69:MET:HE1	1.64	0.79
1:G:331:THR:CB	1:G:376:VAL:HG23	2.09	0.79
1:G:200:LEU:HD21	1:G:277:LYS:HG3	1.65	0.79
1:H:69:MET:HE1	1:I:41:ASP:HB2	1.64	0.79
1:C:200:LEU:HD21	1:C:277:LYS:HG3	1.65	0.79
1:F:194:GLN:HB3	1:F:375:GLY:O	1.82	0.79
1:B:174:VAL:HG21	1:B:329:THR:HG23	1.63	0.78
1:J:57:ALA:O	1:J:75:LYS:HE2	1.83	0.78
1:A:200:LEU:HD21	1:A:277:LYS:HG3	1.65	0.78
1:B:136:VAL:CG1	1:B:137:PRO:HD2	2.13	0.78
1:C:136:VAL:CG1	1:C:137:PRO:HD2	2.13	0.78
1:K:69:MET:HE1	1:L:41:ASP:HB2	1.63	0.78
1:A:41:ASP:CB	1:B:69:MET:HE1	2.14	0.78
1:F:41:ASP:CB	1:G:69:MET:HE1	2.12	0.78
1:G:193:MET:HG3	1:G:374:GLY:N	1.99	0.78
1:C:41:ASP:HB2	1:D:69:MET:HE1	1.65	0.78
1:C:174:VAL:HG21	1:C:329:THR:HG23	1.62	0.78
1:E:200:LEU:HD21	1:E:277:LYS:HG3	1.65	0.78
1:J:85:ALA:O	1:J:401:HIS:HE1	1.67	0.78
1:D:200:LEU:HD21	1:D:277:LYS:HG3	1.65	0.78
1:E:174:VAL:HG21	1:E:329:THR:HG23	1.62	0.78
1:I:57:ALA:O	1:I:75:LYS:HE2	1.83	0.78
1:I:69:MET:HE1	1:J:41:ASP:HB2	1.65	0.78
1:I:85:ALA:O	1:I:401:HIS:HE1	1.67	0.78
1:N:57:ALA:O	1:N:75:LYS:HE2	1.83	0.78
1:C:193:MET:HG3	1:C:374:GLY:N	1.99	0.78
1:D:193:MET:HG3	1:D:374:GLY:N	1.99	0.78
1:F:136:VAL:CG1	1:F:137:PRO:HD2	2.13	0.78
1:L:57:ALA:O	1:L:75:LYS:HE2	1.83	0.78
1:A:194:GLN:HB3	1:A:375:GLY:O	1.82	0.78
1:K:85:ALA:O	1:K:401:HIS:HE1	1.67	0.78
1:D:194:GLN:HB3	1:D:375:GLY:O	1.82	0.78
1:H:57:ALA:O	1:H:75:LYS:HE2	1.83	0.78
1:H:85:ALA:O	1:H:401:HIS:HE1	1.67	0.78
1:J:191:GLU:O	1:J:332:ILE:HG22	1.85	0.77
1:E:193:MET:HG3	1:E:374:GLY:N	1.99	0.77
1:L:85:ALA:O	1:L:401:HIS:HE1	1.67	0.77
1:M:190:VAL:CB	1:M:333:ILE:CG2	2.42	0.77
1:M:57:ALA:O	1:M:75:LYS:HE2	1.83	0.77
1:M:85:ALA:O	1:M:401:HIS:HE1	1.67	0.77
1:N:85:ALA:O	1:N:401:HIS:HE1	1.67	0.77

Continued on next page...

Continued from previous page...

Atom-1	Atom-2	Interatomic distance (Å)	Clash overlap (Å)
1:N:333:ILE:HD13	1:N:378:VAL:HG22	1.63	0.77
1:K:57:ALA:O	1:K:75:LYS:HE2	1.83	0.77
1:B:193:MET:HG3	1:B:374:GLY:N	1.99	0.77
1:M:333:ILE:HD13	1:M:378:VAL:HG22	1.64	0.77
1:C:183:LEU:N	1:C:383:ALA:HB3	1.99	0.77
1:C:331:THR:HB	1:C:376:VAL:CG2	2.15	0.77
1:E:183:LEU:N	1:E:383:ALA:HB3	1.99	0.77
1:L:191:GLU:O	1:L:332:ILE:HG22	1.85	0.77
1:A:69:MET:HE1	1:G:41:ASP:CB	2.14	0.77
1:A:331:THR:HB	1:A:376:VAL:CG2	2.15	0.77
1:H:191:GLU:O	1:H:332:ILE:HG22	1.85	0.76
1:N:191:GLU:O	1:N:332:ILE:HG22	1.85	0.76
1:A:193:MET:HG3	1:A:374:GLY:N	1.99	0.76
1:L:69:MET:HE1	1:M:41:ASP:HB2	1.66	0.76
1:B:41:ASP:HB2	1:C:69:MET:HE1	1.67	0.76
1:B:191:GLU:C	1:B:332:ILE:C	2.40	0.76
1:A:183:LEU:N	1:A:383:ALA:HB3	1.99	0.76
1:A:406:ALA:HB2	1:A:496:PRO:HG3	1.68	0.76
1:F:331:THR:HB	1:F:376:VAL:CG2	2.15	0.76
1:L:333:ILE:HD13	1:L:378:VAL:HG22	1.64	0.76
1:M:191:GLU:O	1:M:332:ILE:HG22	1.85	0.76
1:N:190:VAL:HG13	1:N:333:ILE:HG23	1.52	0.76
1:F:193:MET:HG3	1:F:374:GLY:N	1.99	0.76
1:G:406:ALA:HB2	1:G:496:PRO:HG3	1.68	0.76
1:D:41:ASP:HB2	1:E:69:MET:HE1	1.67	0.76
1:E:194:GLN:HB3	1:E:375:GLY:O	1.82	0.76
1:I:191:GLU:O	1:I:332:ILE:HG22	1.85	0.76
1:B:406:ALA:HB2	1:B:496:PRO:HG3	1.68	0.76
1:D:136:VAL:CG1	1:D:137:PRO:CD	2.64	0.76
1:D:174:VAL:HG21	1:D:329:THR:HG23	1.63	0.76
1:C:136:VAL:CG1	1:C:137:PRO:CD	2.64	0.76
1:C:406:ALA:HB2	1:C:496:PRO:HG3	1.68	0.76
1:D:331:THR:HB	1:D:376:VAL:CG2	2.15	0.76
1:E:191:GLU:C	1:E:332:ILE:C	2.40	0.75
1:M:517:THR:CG2	1:N:39:VAL:CG2	2.64	0.75
1:A:69:MET:CE	1:G:41:ASP:CB	2.65	0.75
1:E:41:ASP:CB	1:F:69:MET:CE	2.65	0.75
1:F:41:ASP:CB	1:G:69:MET:CE	2.65	0.75
1:J:517:THR:CG2	1:K:39:VAL:CG2	2.64	0.75
1:B:331:THR:HB	1:B:376:VAL:CG2	2.15	0.75
1:D:406:ALA:HB2	1:D:496:PRO:HG3	1.68	0.75

Continued on next page...

Continued from previous page...

Atom-1	Atom-2	Interatomic distance (Å)	Clash overlap (Å)
1:F:183:LEU:N	1:F:383:ALA:HB3	1.99	0.75
1:H:359:ASP:O	1:H:363:GLU:HG2	1.86	0.75
1:J:359:ASP:O	1:J:363:GLU:HG2	1.86	0.75
1:K:191:GLU:O	1:K:332:ILE:HG22	1.85	0.75
1:A:136:VAL:CG1	1:A:137:PRO:CD	2.64	0.75
1:C:191:GLU:C	1:C:332:ILE:C	2.40	0.75
1:G:331:THR:HG1	1:G:376:VAL:HG23	1.47	0.75
1:C:331:THR:CB	1:C:376:VAL:HG23	2.09	0.75
1:F:406:ALA:HB2	1:F:496:PRO:HG3	1.68	0.75
1:H:39:VAL:CG2	1:N:517:THR:CG2	2.64	0.75
1:H:183:LEU:H	1:H:383:ALA:CB	1.98	0.75
1:J:517:THR:CG2	1:K:39:VAL:HG21	2.17	0.75
1:K:359:ASP:O	1:K:363:GLU:HG2	1.86	0.75
1:K:517:THR:CG2	1:L:39:VAL:HG21	2.17	0.75
1:L:517:THR:CG2	1:M:39:VAL:HG21	2.17	0.75
1:M:517:THR:CG2	1:N:39:VAL:HG21	2.17	0.75
1:B:194:GLN:HB3	1:B:375:GLY:O	1.82	0.75
1:H:517:THR:CG2	1:I:39:VAL:HG21	2.17	0.75
1:J:200:LEU:HD21	1:J:277:LYS:HG3	1.69	0.75
1:N:359:ASP:O	1:N:363:GLU:HG2	1.86	0.75
1:A:41:ASP:CB	1:B:69:MET:CE	2.65	0.75
1:K:517:THR:CG2	1:L:39:VAL:CG2	2.64	0.75
1:D:41:ASP:CB	1:E:69:MET:CE	2.65	0.75
1:E:41:ASP:CB	1:F:69:MET:HE1	2.17	0.75
1:B:136:VAL:CG1	1:B:137:PRO:CD	2.64	0.75
1:I:517:THR:CG2	1:J:39:VAL:CG2	2.64	0.75
1:L:517:THR:CG2	1:M:39:VAL:CG2	2.64	0.75
1:G:183:LEU:N	1:G:383:ALA:HB3	1.99	0.74
1:I:200:LEU:HD21	1:I:277:LYS:HG3	1.69	0.74
1:I:359:ASP:O	1:I:363:GLU:HG2	1.86	0.74
1:G:331:THR:HB	1:G:376:VAL:CG2	2.15	0.74
1:H:517:THR:CG2	1:I:39:VAL:CG2	2.64	0.74
1:K:200:LEU:HD21	1:K:277:LYS:HG3	1.69	0.74
1:N:183:LEU:H	1:N:383:ALA:CB	1.98	0.74
1:I:333:ILE:HD13	1:I:378:VAL:HG22	1.64	0.74
1:I:517:THR:CG2	1:J:39:VAL:HG21	2.17	0.74
1:G:191:GLU:C	1:G:332:ILE:C	2.40	0.74
1:H:39:VAL:HG21	1:N:517:THR:CG2	2.17	0.74
1:H:513:LEU:HB3	1:I:49:ILE:HD13	1.69	0.74
1:L:359:ASP:O	1:L:363:GLU:HG2	1.86	0.74
1:A:359:ASP:O	1:A:363:GLU:HG2	1.88	0.74

Continued on next page...

Continued from previous page...

Atom-1	Atom-2	Interatomic distance (Å)	Clash overlap (Å)
1:H:49:ILE:HD13	1:N:513:LEU:HB3	1.68	0.74
1:M:381:VAL:HG21	1:M:393:LYS:HA	1.70	0.74
1:C:359:ASP:O	1:C:363:GLU:HG2	1.88	0.74
1:G:359:ASP:O	1:G:363:GLU:HG2	1.88	0.74
1:H:381:VAL:HG21	1:H:393:LYS:HA	1.70	0.74
1:M:359:ASP:O	1:M:363:GLU:HG2	1.86	0.74
1:F:136:VAL:CG1	1:F:137:PRO:CD	2.64	0.74
1:F:359:ASP:O	1:F:363:GLU:HG2	1.88	0.74
1:E:331:THR:HB	1:E:376:VAL:CG2	2.15	0.74
1:E:359:ASP:O	1:E:363:GLU:HG2	1.88	0.74
1:E:406:ALA:HB2	1:E:496:PRO:HG3	1.68	0.74
1:F:331:THR:HG1	1:F:376:VAL:HG23	1.51	0.74
1:L:183:LEU:H	1:L:383:ALA:CB	1.98	0.74
1:M:183:LEU:H	1:M:383:ALA:CB	1.98	0.74
1:E:86:GLY:HA3	1:E:401:HIS:HE1	0.94	0.74
1:H:200:LEU:HD21	1:H:277:LYS:HG3	1.69	0.74
1:J:183:LEU:H	1:J:383:ALA:CB	1.98	0.74
1:B:41:ASP:CB	1:C:69:MET:CE	2.65	0.73
1:C:41:ASP:CB	1:D:69:MET:CE	2.65	0.73
1:H:333:ILE:HD13	1:H:378:VAL:HG22	1.64	0.73
1:L:200:LEU:HD21	1:L:277:LYS:HG3	1.69	0.73
1:D:359:ASP:O	1:D:363:GLU:HG2	1.88	0.73
1:E:136:VAL:CG1	1:E:137:PRO:CD	2.64	0.73
1:G:136:VAL:CG1	1:G:137:PRO:CD	2.64	0.73
1:L:513:LEU:HB3	1:M:49:ILE:HD13	1.69	0.73
1:B:359:ASP:O	1:B:363:GLU:HG2	1.88	0.73
1:D:86:GLY:HA3	1:D:401:HIS:HE1	0.94	0.73
1:F:86:GLY:HA3	1:F:401:HIS:HE1	0.94	0.73
1:I:381:VAL:HG21	1:I:393:LYS:HA	1.70	0.73
1:L:381:VAL:HG21	1:L:393:LYS:HA	1.70	0.73
1:K:331:THR:OG1	1:K:376:VAL:CG2	2.36	0.73
1:K:513:LEU:HB3	1:L:49:ILE:HD13	1.68	0.73
1:N:200:LEU:HD21	1:N:277:LYS:HG3	1.69	0.73
1:C:41:ASP:CB	1:D:69:MET:HE1	2.18	0.73
1:I:513:LEU:HB3	1:J:49:ILE:HD13	1.69	0.73
1:M:200:LEU:HD21	1:M:277:LYS:HG3	1.69	0.73
1:N:192:GLY:C	1:N:375:GLY:CA	2.52	0.73
1:B:57:ALA:O	1:B:75:LYS:HE2	1.89	0.73
1:C:57:ALA:O	1:C:75:LYS:HE2	1.89	0.73
1:A:57:ALA:O	1:A:75:LYS:HE2	1.89	0.72
1:C:86:GLY:HA3	1:C:401:HIS:HE1	0.94	0.72

Continued on next page...

Continued from previous page...

Atom-1	Atom-2	Interatomic distance (Å)	Clash overlap (Å)
1:D:41:ASP:CG	1:E:69:MET:CE	2.58	0.72
1:M:513:LEU:HB3	1:N:49:ILE:HD13	1.68	0.72
1:B:86:GLY:HA3	1:B:401:HIS:HE1	0.94	0.72
1:B:183:LEU:N	1:B:383:ALA:HB3	1.99	0.72
1:G:86:GLY:HA3	1:G:401:HIS:HE1	0.94	0.72
1:J:69:MET:HE1	1:K:41:ASP:HB2	1.70	0.72
1:A:86:GLY:HA3	1:A:401:HIS:HE1	0.94	0.72
1:E:41:ASP:CG	1:F:69:MET:CE	2.58	0.72
1:J:513:LEU:HB3	1:K:49:ILE:HD13	1.69	0.72
1:N:331:THR:OG1	1:N:376:VAL:CG2	2.36	0.72
1:A:41:ASP:CG	1:B:69:MET:CE	2.58	0.72
1:D:57:ALA:O	1:D:75:LYS:HE2	1.89	0.72
1:F:191:GLU:CA	1:F:332:ILE:O	2.38	0.72
1:J:331:THR:OG1	1:J:376:VAL:CG2	2.36	0.72
1:K:331:THR:OG1	1:K:376:VAL:CG1	2.38	0.72
1:N:331:THR:OG1	1:N:376:VAL:CG1	2.38	0.72
1:D:183:LEU:N	1:D:383:ALA:HB3	1.99	0.72
1:K:174:VAL:HG21	1:K:194:GLN:CB	2.12	0.72
1:K:381:VAL:HG21	1:K:393:LYS:HA	1.70	0.72
1:H:174:VAL:HG21	1:H:194:GLN:CB	2.12	0.72
1:B:41:ASP:CG	1:C:69:MET:CE	2.58	0.72
1:C:414:GLY:O	1:C:417:VAL:HG13	1.90	0.72
1:H:331:THR:OG1	1:H:376:VAL:CG1	2.38	0.72
1:A:69:MET:CE	1:G:41:ASP:CG	2.58	0.72
1:B:191:GLU:CA	1:B:332:ILE:O	2.38	0.72
1:D:174:VAL:CG2	1:D:329:THR:HG23	2.17	0.72
1:A:191:GLU:CA	1:A:332:ILE:O	2.38	0.72
1:C:41:ASP:CG	1:D:69:MET:CE	2.58	0.72
1:D:191:GLU:CA	1:D:332:ILE:O	2.38	0.72
1:E:245:LYS:HE2	1:F:231:ARG:HH21	1.55	0.72
1:F:414:GLY:O	1:F:417:VAL:HG13	1.90	0.72
1:G:191:GLU:CA	1:G:332:ILE:O	2.38	0.72
1:J:381:VAL:HG21	1:J:393:LYS:HA	1.70	0.72
1:N:381:VAL:HG21	1:N:393:LYS:HA	1.70	0.72
1:H:331:THR:OG1	1:H:376:VAL:CG2	2.36	0.72
1:M:331:THR:OG1	1:M:376:VAL:CG2	2.36	0.72
1:A:231:ARG:HH21	1:G:245:LYS:HE2	1.55	0.71
1:F:41:ASP:CG	1:G:69:MET:CE	2.58	0.71
1:L:331:THR:OG1	1:L:376:VAL:CG1	2.38	0.71
1:E:191:GLU:CA	1:E:332:ILE:O	2.38	0.71
1:G:57:ALA:O	1:G:75:LYS:HE2	1.89	0.71

Continued on next page...

Continued from previous page...

Atom-1	Atom-2	Interatomic distance (Å)	Clash overlap (Å)
1:I:331:THR:OG1	1:I:376:VAL:CG1	2.38	0.71
1:E:414:GLY:O	1:E:417:VAL:HG13	1.90	0.71
1:K:183:LEU:H	1:K:383:ALA:CB	1.98	0.71
1:F:245:LYS:HE2	1:G:231:ARG:HH21	1.55	0.71
1:B:245:LYS:HE2	1:C:231:ARG:HH21	1.55	0.71
1:D:414:GLY:O	1:D:417:VAL:HG13	1.90	0.71
1:E:57:ALA:O	1:E:75:LYS:HE2	1.89	0.71
1:F:174:VAL:CG2	1:F:329:THR:HG23	2.17	0.71
1:C:191:GLU:CA	1:C:332:ILE:O	2.38	0.71
1:C:263:VAL:O	1:C:267:MET:HB2	1.91	0.71
1:D:263:VAL:O	1:D:267:MET:HB2	1.91	0.71
1:D:245:LYS:HE2	1:E:231:ARG:HH21	1.55	0.71
1:I:194:GLN:O	1:I:371:LYS:HE3	1.91	0.71
1:J:194:GLN:O	1:J:371:LYS:HE3	1.91	0.71
1:C:245:LYS:HE2	1:D:231:ARG:HH21	1.55	0.71
1:E:263:VAL:O	1:E:267:MET:HB2	1.91	0.71
1:C:174:VAL:CG2	1:C:329:THR:HG23	2.17	0.71
1:F:263:VAL:O	1:F:267:MET:HB2	1.91	0.71
1:A:414:GLY:O	1:A:417:VAL:HG13	1.90	0.71
1:B:263:VAL:O	1:B:267:MET:HB2	1.91	0.71
1:B:414:GLY:O	1:B:417:VAL:HG13	1.90	0.70
1:C:381:VAL:HG21	1:C:393:LYS:HA	1.73	0.70
1:D:41:ASP:CB	1:E:69:MET:HE1	2.21	0.70
1:G:414:GLY:O	1:G:417:VAL:HG13	1.90	0.70
1:M:174:VAL:HG21	1:M:194:GLN:CB	2.12	0.70
1:B:381:VAL:HG21	1:B:393:LYS:HA	1.73	0.70
1:F:57:ALA:O	1:F:75:LYS:HE2	1.89	0.70
1:G:263:VAL:O	1:G:267:MET:HB2	1.91	0.70
1:I:331:THR:OG1	1:I:376:VAL:CG2	2.36	0.70
1:A:263:VAL:O	1:A:267:MET:HB2	1.91	0.70
1:B:41:ASP:CB	1:C:69:MET:HE1	2.21	0.70
1:M:85:ALA:O	1:M:401:HIS:CE1	2.45	0.70
1:L:85:ALA:O	1:L:401:HIS:CE1	2.45	0.70
1:K:85:ALA:O	1:K:401:HIS:CE1	2.45	0.70
1:M:331:THR:OG1	1:M:376:VAL:CG1	2.38	0.70
1:N:85:ALA:O	1:N:401:HIS:CE1	2.45	0.70
1:A:245:LYS:HE2	1:B:231:ARG:HH21	1.55	0.70
1:I:263:VAL:O	1:I:267:MET:HB2	1.92	0.70
1:H:263:VAL:O	1:H:267:MET:HB2	1.92	0.70
1:J:331:THR:OG1	1:J:376:VAL:CG1	2.38	0.70
1:L:331:THR:OG1	1:L:376:VAL:CG2	2.36	0.70

Continued on next page...

Continued from previous page...

Atom-1	Atom-2	Interatomic distance (Å)	Clash overlap (Å)
1:I:177:VAL:HG21	1:I:397:GLU:HG3	1.74	0.69
1:D:41:ASP:OD1	1:E:69:MET:HE3	1.92	0.69
1:D:381:VAL:HG21	1:D:393:LYS:HA	1.73	0.69
1:J:177:VAL:HG21	1:J:397:GLU:HG3	1.74	0.69
1:A:381:VAL:HG21	1:A:393:LYS:HA	1.73	0.69
1:H:194:GLN:O	1:H:371:LYS:HE3	1.91	0.69
1:K:194:GLN:O	1:K:371:LYS:HE3	1.91	0.69
1:B:41:ASP:OD1	1:C:69:MET:HE3	1.92	0.69
1:K:219:PHE:HB3	1:K:317:LEU:HD23	1.74	0.69
1:N:194:GLN:O	1:N:371:LYS:HE3	1.91	0.69
1:N:331:THR:HG1	1:N:376:VAL:HG11	1.57	0.69
1:K:192:GLY:C	1:K:375:GLY:CA	2.52	0.69
1:J:85:ALA:O	1:J:401:HIS:CE1	2.45	0.69
1:L:219:PHE:HB3	1:L:317:LEU:HD23	1.74	0.69
1:M:194:GLN:O	1:M:371:LYS:HE3	1.91	0.69
1:E:213:VAL:HB	1:E:325:ILE:CG1	2.23	0.69
1:H:85:ALA:O	1:H:401:HIS:CE1	2.45	0.69
1:H:177:VAL:HG21	1:H:397:GLU:HG3	1.74	0.69
1:K:177:VAL:HG21	1:K:397:GLU:HG3	1.74	0.69
1:L:194:GLN:O	1:L:371:LYS:HE3	1.91	0.69
1:A:174:VAL:CG2	1:A:329:THR:HG23	2.17	0.69
1:D:213:VAL:HB	1:D:325:ILE:CG1	2.23	0.69
1:E:381:VAL:HG21	1:E:393:LYS:HA	1.73	0.69
1:F:213:VAL:HB	1:F:325:ILE:CG1	2.23	0.69
1:J:263:VAL:O	1:J:267:MET:HB2	1.92	0.69
1:L:263:VAL:O	1:L:267:MET:HB2	1.92	0.69
1:M:263:VAL:O	1:M:267:MET:HB2	1.92	0.69
1:K:263:VAL:O	1:K:267:MET:HB2	1.92	0.69
1:I:85:ALA:O	1:I:401:HIS:CE1	2.45	0.68
1:I:183:LEU:H	1:I:383:ALA:CB	1.98	0.68
1:C:194:GLN:H	1:C:375:GLY:N	1.79	0.68
1:F:381:VAL:HG21	1:F:393:LYS:HA	1.73	0.68
1:J:219:PHE:HB3	1:J:317:LEU:HD23	1.74	0.68
1:M:219:PHE:HB3	1:M:317:LEU:HD23	1.74	0.68
1:N:183:LEU:HD23	1:N:384:ALA:HB2	1.75	0.68
1:C:213:VAL:HB	1:C:325:ILE:CG1	2.23	0.68
1:M:177:VAL:HG21	1:M:397:GLU:HG3	1.74	0.68
1:A:213:VAL:HB	1:A:325:ILE:CG1	2.23	0.68
1:M:183:LEU:HD23	1:M:384:ALA:HB2	1.75	0.68
1:N:174:VAL:HG21	1:N:194:GLN:CB	2.12	0.68
1:G:228:SER:O	1:G:257:GLU:HB3	1.94	0.68

Continued on next page...

Continued from previous page...

Atom-1	Atom-2	Interatomic distance (Å)	Clash overlap (Å)
1:G:381:VAL:HG21	1:G:393:LYS:HA	1.73	0.68
1:I:219:PHE:HB3	1:I:317:LEU:HD23	1.74	0.68
1:K:305:ILE:HD12	1:K:307:MET:HE2	1.75	0.68
1:A:194:GLN:H	1:A:375:GLY:N	1.79	0.68
1:D:183:LEU:H	1:D:383:ALA:CB	2.03	0.68
1:E:228:SER:O	1:E:257:GLU:HB3	1.94	0.68
1:H:183:LEU:HD23	1:H:384:ALA:HB2	1.75	0.68
1:L:76:GLU:HG3	1:M:46:ALA:HB2	1.76	0.68
1:N:263:VAL:O	1:N:267:MET:HB2	1.92	0.68
1:A:228:SER:O	1:A:257:GLU:HB3	1.94	0.68
1:G:213:VAL:HB	1:G:325:ILE:CG1	2.23	0.68
1:G:194:GLN:O	1:G:371:LYS:HE3	1.94	0.68
1:H:76:GLU:HG3	1:I:46:ALA:HB2	1.76	0.68
1:H:192:GLY:C	1:H:375:GLY:CA	2.52	0.68
1:H:219:PHE:HB3	1:H:317:LEU:HD23	1.74	0.68
1:I:76:GLU:HG3	1:J:46:ALA:HB2	1.76	0.68
1:K:76:GLU:HG3	1:L:46:ALA:HB2	1.76	0.68
1:B:213:VAL:HB	1:B:325:ILE:CG1	2.23	0.68
1:B:228:SER:O	1:B:257:GLU:HB3	1.94	0.68
1:H:46:ALA:HB2	1:N:76:GLU:HG3	1.76	0.68
1:J:76:GLU:HG3	1:K:46:ALA:HB2	1.76	0.68
1:J:174:VAL:HG21	1:J:194:GLN:CB	2.12	0.68
1:M:76:GLU:HG3	1:N:46:ALA:HB2	1.76	0.68
1:N:177:VAL:HG21	1:N:397:GLU:CG	2.24	0.68
1:D:47:PRO:CD	1:E:73:MET:HG3	2.24	0.67
1:J:192:GLY:C	1:J:375:GLY:CA	2.52	0.67
1:B:174:VAL:CG2	1:B:329:THR:HG23	2.17	0.67
1:E:41:ASP:OD1	1:F:69:MET:HE3	1.94	0.67
1:I:177:VAL:HG21	1:I:397:GLU:CG	2.24	0.67
1:A:194:GLN:O	1:A:371:LYS:HE3	1.94	0.67
1:C:47:PRO:CD	1:D:73:MET:HG3	2.24	0.67
1:F:228:SER:O	1:F:257:GLU:HB3	1.94	0.67
1:I:183:LEU:HD23	1:I:384:ALA:HB2	1.75	0.67
1:F:193:MET:CG	1:F:374:GLY:N	2.58	0.67
1:L:192:GLY:C	1:L:375:GLY:CA	2.52	0.67
1:N:177:VAL:HG21	1:N:397:GLU:HG3	1.74	0.67
1:B:193:MET:CG	1:B:374:GLY:N	2.58	0.67
1:D:228:SER:O	1:D:257:GLU:HB3	1.94	0.67
1:E:193:MET:CG	1:E:374:GLY:N	2.58	0.67
1:J:305:ILE:HD12	1:J:307:MET:HE2	1.76	0.67
1:L:177:VAL:HG21	1:L:397:GLU:HG3	1.74	0.67

Continued on next page...

Continued from previous page...

Atom-1	Atom-2	Interatomic distance (Å)	Clash overlap (Å)
1:L:183:LEU:HD23	1:L:384:ALA:HB2	1.75	0.67
1:C:228:SER:O	1:C:257:GLU:HB3	1.94	0.67
1:D:39:VAL:CG2	1:E:517:THR:HG21	2.01	0.67
1:F:194:GLN:O	1:F:371:LYS:HE3	1.94	0.67
1:G:193:MET:CG	1:G:374:GLY:N	2.58	0.67
1:J:177:VAL:HG21	1:J:397:GLU:CG	2.25	0.67
1:L:305:ILE:HD12	1:L:307:MET:HE2	1.75	0.67
1:B:194:GLN:O	1:B:371:LYS:HE3	1.94	0.67
1:C:41:ASP:OD1	1:D:69:MET:HE3	1.94	0.67
1:H:513:LEU:HB3	1:I:49:ILE:CD1	2.25	0.67
1:K:177:VAL:HG21	1:K:397:GLU:CG	2.25	0.67
1:N:219:PHE:HB3	1:N:317:LEU:HD23	1.74	0.67
1:E:47:PRO:CD	1:F:73:MET:HG3	2.24	0.67
1:I:513:LEU:HB3	1:J:49:ILE:CD1	2.25	0.67
1:K:183:LEU:HD23	1:K:384:ALA:HB2	1.76	0.67
1:A:193:MET:CG	1:A:374:GLY:N	2.58	0.66
1:C:194:GLN:O	1:C:371:LYS:HE3	1.94	0.66
1:M:177:VAL:HG21	1:M:397:GLU:CG	2.25	0.66
1:D:41:ASP:HA	1:E:69:MET:HE3	1.78	0.66
1:H:177:VAL:HG21	1:H:397:GLU:CG	2.25	0.66
1:J:183:LEU:HD23	1:J:384:ALA:HB2	1.76	0.66
1:M:305:ILE:HD12	1:M:307:MET:HE2	1.76	0.66
1:M:513:LEU:HB3	1:N:49:ILE:CD1	2.25	0.66
1:N:305:ILE:HD12	1:N:307:MET:HE2	1.76	0.66
1:B:47:PRO:CD	1:C:73:MET:HG3	2.25	0.66
1:C:193:MET:CG	1:C:374:GLY:N	2.58	0.66
1:D:194:GLN:O	1:D:371:LYS:HE3	1.94	0.66
1:H:49:ILE:CD1	1:N:513:LEU:HB3	2.25	0.66
1:J:190:VAL:CB	1:J:333:ILE:CG2	2.42	0.66
1:L:177:VAL:HG21	1:L:397:GLU:CG	2.25	0.66
1:C:41:ASP:OD1	1:D:69:MET:HG2	1.96	0.66
1:I:192:GLY:C	1:I:375:GLY:CA	2.52	0.66
1:A:41:ASP:OD1	1:B:69:MET:HE3	1.96	0.66
1:A:69:MET:HE3	1:G:41:ASP:OD1	1.96	0.66
1:B:41:ASP:OD1	1:C:69:MET:HG2	1.96	0.66
1:A:183:LEU:H	1:A:383:ALA:CB	2.03	0.66
1:F:47:PRO:CD	1:G:73:MET:HG3	2.25	0.66
1:H:370:ALA:O	1:H:374:GLY:HA2	1.96	0.66
1:M:192:GLY:C	1:M:375:GLY:CA	2.52	0.66
1:A:47:PRO:CD	1:B:73:MET:HG3	2.24	0.66
1:E:41:ASP:OD1	1:F:69:MET:HG2	1.96	0.66

Continued on next page...

Continued from previous page...

Atom-1	Atom-2	Interatomic distance (Å)	Clash overlap (Å)
1:J:513:LEU:HB3	1:K:49:ILE:CD1	2.25	0.66
1:A:73:MET:HG3	1:G:47:PRO:CD	2.24	0.66
1:K:370:ALA:O	1:K:374:GLY:HA2	1.96	0.66
1:L:513:LEU:HB3	1:M:49:ILE:CD1	2.25	0.66
1:B:41:ASP:HA	1:C:69:MET:HE3	1.78	0.65
1:D:41:ASP:OD1	1:E:69:MET:HG2	1.96	0.65
1:N:370:ALA:O	1:N:374:GLY:HA2	1.96	0.65
1:E:194:GLN:O	1:E:371:LYS:HE3	1.94	0.65
1:K:513:LEU:HB3	1:L:49:ILE:CD1	2.25	0.65
1:M:228:SER:O	1:M:257:GLU:HB3	1.97	0.65
1:A:41:ASP:OD2	1:B:69:MET:SD	2.55	0.65
1:D:193:MET:CG	1:D:374:GLY:N	2.58	0.65
1:I:305:ILE:HD12	1:I:307:MET:HE2	1.77	0.65
1:J:69:MET:O	1:J:73:MET:HG3	1.96	0.65
1:M:69:MET:O	1:M:73:MET:HG3	1.96	0.65
1:J:69:MET:HE3	1:K:41:ASP:CG	2.17	0.65
1:J:404:ARG:HH11	1:J:404:ARG:CG	2.08	0.65
1:L:331:THR:HG1	1:L:376:VAL:HG11	1.58	0.65
1:L:404:ARG:HH11	1:L:404:ARG:CG	2.08	0.65
1:M:404:ARG:HH11	1:M:404:ARG:CG	2.08	0.65
1:A:41:ASP:OD1	1:B:69:MET:HG2	1.96	0.65
1:A:69:MET:SD	1:G:41:ASP:OD2	2.55	0.65
1:C:349:ILE:HA	1:C:352:GLN:CG	2.27	0.65
1:F:183:LEU:H	1:F:383:ALA:CB	2.03	0.65
1:K:404:ARG:HH11	1:K:404:ARG:CG	2.08	0.65
1:M:191:GLU:O	1:M:332:ILE:CB	2.45	0.65
1:N:191:GLU:O	1:N:332:ILE:CB	2.44	0.65
1:N:228:SER:O	1:N:257:GLU:HB3	1.97	0.65
1:B:41:ASP:OD2	1:C:69:MET:SD	2.55	0.65
1:C:136:VAL:CA	1:C:137:PRO:HD3	2.25	0.65
1:E:221:LEU:HD23	1:E:249:ILE:HD12	1.79	0.65
1:H:305:ILE:HD12	1:H:307:MET:HE2	1.77	0.65
1:K:228:SER:O	1:K:257:GLU:HB3	1.97	0.65
1:A:349:ILE:HA	1:A:352:GLN:CG	2.27	0.65
1:B:349:ILE:HA	1:B:352:GLN:CG	2.27	0.65
1:D:41:ASP:OD2	1:E:69:MET:SD	2.55	0.65
1:G:349:ILE:HA	1:G:352:GLN:CG	2.27	0.65
1:H:191:GLU:O	1:H:332:ILE:CB	2.44	0.65
1:L:69:MET:O	1:L:73:MET:HG3	1.96	0.65
1:N:69:MET:O	1:N:73:MET:HG3	1.97	0.65
1:C:41:ASP:OD2	1:D:69:MET:SD	2.55	0.65

Continued on next page...

Continued from previous page...

Atom-1	Atom-2	Interatomic distance (Å)	Clash overlap (Å)
1:C:247:LEU:HB3	1:C:273:VAL:HG22	1.79	0.65
1:E:174:VAL:CG2	1:E:329:THR:HG23	2.17	0.65
1:N:404:ARG:HH11	1:N:404:ARG:CG	2.08	0.65
1:A:69:MET:HG2	1:G:41:ASP:OD1	1.96	0.65
1:D:349:ILE:HA	1:D:352:GLN:CG	2.27	0.65
1:E:349:ILE:HA	1:E:352:GLN:CG	2.27	0.65
1:F:349:ILE:HA	1:F:352:GLN:CG	2.27	0.65
1:H:69:MET:O	1:H:73:MET:HG3	1.96	0.65
1:I:69:MET:O	1:I:73:MET:HG3	1.96	0.65
1:J:191:GLU:O	1:J:332:ILE:CB	2.44	0.65
1:J:228:SER:O	1:J:257:GLU:HB3	1.97	0.65
1:L:228:SER:O	1:L:257:GLU:HB3	1.97	0.65
1:C:221:LEU:HD23	1:C:249:ILE:HD12	1.79	0.65
1:D:221:LEU:HD23	1:D:249:ILE:HD12	1.79	0.65
1:F:41:ASP:OD1	1:G:69:MET:HG2	1.96	0.65
1:F:194:GLN:H	1:F:375:GLY:N	1.79	0.65
1:H:228:SER:O	1:H:257:GLU:HB3	1.97	0.65
1:I:191:GLU:O	1:I:332:ILE:CB	2.44	0.65
1:I:370:ALA:O	1:I:374:GLY:HA2	1.96	0.65
1:D:247:LEU:HB3	1:D:273:VAL:HG22	1.79	0.64
1:E:41:ASP:OD2	1:F:69:MET:SD	2.55	0.64
1:H:404:ARG:HH11	1:H:404:ARG:CG	2.08	0.64
1:F:39:VAL:CG2	1:G:517:THR:HG21	2.01	0.64
1:F:41:ASP:OD2	1:G:69:MET:SD	2.55	0.64
1:B:247:LEU:HB3	1:B:273:VAL:HG22	1.79	0.64
1:C:41:ASP:HA	1:D:69:MET:HE3	1.80	0.64
1:F:221:LEU:HD23	1:F:249:ILE:HD12	1.79	0.64
1:J:331:THR:HG1	1:J:376:VAL:HG11	1.59	0.64
1:K:414:GLY:O	1:K:417:VAL:HG13	1.98	0.64
1:L:191:GLU:O	1:L:332:ILE:CB	2.45	0.64
1:M:414:GLY:O	1:M:417:VAL:HG13	1.98	0.64
1:B:191:GLU:CG	1:B:334:ASP:H	2.11	0.64
1:C:183:LEU:H	1:C:383:ALA:CB	2.03	0.64
1:D:136:VAL:CA	1:D:137:PRO:HD3	2.25	0.64
1:F:136:VAL:CA	1:F:137:PRO:HD3	2.25	0.64
1:F:191:GLU:CG	1:F:334:ASP:H	2.11	0.64
1:J:213:VAL:HB	1:J:325:ILE:CG1	2.28	0.64
1:M:333:ILE:CG2	1:M:378:VAL:HG21	2.26	0.64
1:I:228:SER:O	1:I:257:GLU:HB3	1.97	0.64
1:K:191:GLU:O	1:K:332:ILE:CB	2.44	0.64
1:L:370:ALA:O	1:L:374:GLY:HA2	1.96	0.64

Continued on next page...

Continued from previous page...

Atom-1	Atom-2	Interatomic distance (Å)	Clash overlap (Å)
1:E:136:VAL:CA	1:E:137:PRO:HD3	2.25	0.64
1:H:414:GLY:O	1:H:417:VAL:HG13	1.98	0.64
1:K:69:MET:O	1:K:73:MET:HG3	1.96	0.64
1:M:206:ASN:HD21	1:M:214:GLU:H	1.46	0.64
1:N:414:GLY:O	1:N:417:VAL:HG13	1.98	0.64
1:B:186:GLU:HB2	1:B:380:LYS:HB2	1.80	0.64
1:C:186:GLU:HB2	1:C:380:LYS:HB2	1.80	0.64
1:D:186:GLU:HB2	1:D:380:LYS:HB2	1.80	0.64
1:F:177:VAL:HG21	1:F:397:GLU:HG3	1.80	0.64
1:G:174:VAL:CG2	1:G:329:THR:HG23	2.17	0.64
1:I:213:VAL:HB	1:I:325:ILE:CG1	2.28	0.64
1:I:420:ILE:HD12	1:I:451:LEU:HD13	1.80	0.64
1:K:213:VAL:HB	1:K:325:ILE:CG1	2.28	0.64
1:L:206:ASN:HD21	1:L:214:GLU:H	1.46	0.64
1:N:206:ASN:HD21	1:N:214:GLU:H	1.46	0.64
1:A:191:GLU:CG	1:A:334:ASP:H	2.11	0.64
1:G:136:VAL:CA	1:G:137:PRO:HD3	2.25	0.64
1:G:177:VAL:HG21	1:G:397:GLU:HG3	1.80	0.64
1:I:331:THR:HG1	1:I:376:VAL:HG11	1.63	0.64
1:A:177:VAL:HG21	1:A:397:GLU:HG3	1.80	0.64
1:B:221:LEU:HD23	1:B:249:ILE:HD12	1.79	0.64
1:D:191:GLU:CG	1:D:334:ASP:H	2.11	0.64
1:E:177:VAL:HG21	1:E:397:GLU:HG3	1.80	0.64
1:E:247:LEU:HB3	1:E:273:VAL:HG22	1.79	0.64
1:F:41:ASP:OD1	1:G:69:MET:HE3	1.97	0.64
1:H:333:ILE:CD1	1:H:378:VAL:HG22	2.26	0.64
1:H:349:ILE:HA	1:H:352:GLN:CG	2.28	0.64
1:H:420:ILE:HD12	1:H:451:LEU:HD13	1.80	0.64
1:D:194:GLN:H	1:D:375:GLY:N	1.79	0.64
1:E:186:GLU:HB2	1:E:380:LYS:HB2	1.80	0.64
1:G:191:GLU:CG	1:G:334:ASP:H	2.11	0.64
1:H:206:ASN:HD21	1:H:214:GLU:H	1.46	0.64
1:I:349:ILE:HA	1:I:352:GLN:CG	2.28	0.64
1:K:206:ASN:HD21	1:K:214:GLU:H	1.46	0.64
1:I:206:ASN:HD21	1:I:214:GLU:H	1.46	0.63
1:J:414:GLY:O	1:J:417:VAL:HG13	1.98	0.63
1:I:404:ARG:HH11	1:I:404:ARG:CG	2.08	0.63
1:I:414:GLY:O	1:I:417:VAL:HG13	1.98	0.63
1:J:349:ILE:HA	1:J:352:GLN:CG	2.28	0.63
1:J:420:ILE:HD12	1:J:451:LEU:HD13	1.80	0.63
1:A:186:GLU:HB2	1:A:380:LYS:HB2	1.80	0.63

Continued on next page...

Continued from previous page...

Atom-1	Atom-2	Interatomic distance (Å)	Clash overlap (Å)
1:A:247:LEU:HB3	1:A:273:VAL:HG22	1.79	0.63
1:B:183:LEU:HD23	1:B:384:ALA:HB2	1.81	0.63
1:D:183:LEU:HD23	1:D:384:ALA:HB2	1.81	0.63
1:J:193:MET:N	1:J:375:GLY:HA2	2.12	0.63
1:J:206:ASN:HD21	1:J:214:GLU:H	1.46	0.63
1:L:333:ILE:CG2	1:L:378:VAL:HG21	2.26	0.63
1:N:349:ILE:HA	1:N:352:GLN:CG	2.28	0.63
1:F:247:LEU:HB3	1:F:273:VAL:HG22	1.79	0.63
1:L:414:GLY:O	1:L:417:VAL:HG13	1.98	0.63
1:N:333:ILE:CG2	1:N:378:VAL:HG21	2.26	0.63
1:A:183:LEU:HD23	1:A:384:ALA:HB2	1.81	0.63
1:E:183:LEU:HD23	1:E:384:ALA:HB2	1.81	0.63
1:F:186:GLU:HB2	1:F:380:LYS:HB2	1.80	0.63
1:G:186:GLU:HB2	1:G:380:LYS:HB2	1.80	0.63
1:G:221:LEU:HD23	1:G:249:ILE:HD12	1.79	0.63
1:A:221:LEU:HD23	1:A:249:ILE:HD12	1.79	0.63
1:H:213:VAL:HB	1:H:325:ILE:CG1	2.28	0.63
1:K:193:MET:N	1:K:375:GLY:HA2	2.12	0.63
1:K:349:ILE:HA	1:K:352:GLN:CG	2.28	0.63
1:M:331:THR:HG1	1:M:376:VAL:HG11	1.61	0.63
1:F:406:ALA:HA	1:F:496:PRO:HB3	1.81	0.63
1:N:191:GLU:O	1:N:332:ILE:CG2	2.47	0.63
1:N:420:ILE:HD12	1:N:451:LEU:HD13	1.80	0.63
1:C:191:GLU:CG	1:C:334:ASP:H	2.11	0.63
1:D:174:VAL:H	1:D:194:GLN:NE2	1.97	0.63
1:H:191:GLU:O	1:H:332:ILE:CG2	2.47	0.63
1:L:213:VAL:HB	1:L:325:ILE:CG1	2.28	0.63
1:M:370:ALA:O	1:M:374:GLY:HA2	1.96	0.63
1:C:183:LEU:HD23	1:C:384:ALA:HB2	1.81	0.63
1:E:41:ASP:HA	1:F:69:MET:HE3	1.81	0.63
1:E:213:VAL:HB	1:E:325:ILE:HG12	1.81	0.63
1:I:193:MET:N	1:I:375:GLY:HA2	2.12	0.63
1:L:362:ARG:O	1:L:366:GLN:HG3	1.99	0.63
1:D:177:VAL:HG21	1:D:397:GLU:HG3	1.80	0.62
1:E:174:VAL:H	1:E:194:GLN:NE2	1.97	0.62
1:E:191:GLU:CG	1:E:334:ASP:H	2.11	0.62
1:J:213:VAL:HB	1:J:325:ILE:HG12	1.81	0.62
1:K:333:ILE:CG2	1:K:378:VAL:HG21	2.26	0.62
1:M:191:GLU:O	1:M:332:ILE:CG2	2.47	0.62
1:F:183:LEU:HD23	1:F:384:ALA:HB2	1.81	0.62
1:G:183:LEU:HD23	1:G:384:ALA:HB2	1.81	0.62

Continued on next page...

Continued from previous page...

Atom-1	Atom-2	Interatomic distance (Å)	Clash overlap (Å)
1:G:406:ALA:HA	1:G:496:PRO:HB3	1.81	0.62
1:I:174:VAL:HG21	1:I:194:GLN:CB	2.12	0.62
1:J:370:ALA:O	1:J:374:GLY:HA2	1.96	0.62
1:K:362:ARG:O	1:K:366:GLN:HG3	1.99	0.62
1:K:420:ILE:HD12	1:K:451:LEU:HD13	1.80	0.62
1:M:349:ILE:HA	1:M:352:GLN:CG	2.28	0.62
1:B:177:VAL:HG21	1:B:397:GLU:HG3	1.80	0.62
1:B:194:GLN:H	1:B:375:GLY:N	1.79	0.62
1:F:69:MET:O	1:F:73:MET:HG3	2.00	0.62
1:F:305:ILE:HD12	1:F:307:MET:HE2	1.81	0.62
1:L:349:ILE:HA	1:L:352:GLN:CG	2.28	0.62
1:M:193:MET:N	1:M:375:GLY:HA2	2.12	0.62
1:N:193:MET:N	1:N:375:GLY:HA2	2.12	0.62
1:D:213:VAL:HB	1:D:325:ILE:HG12	1.81	0.62
1:G:247:LEU:HB3	1:G:273:VAL:HG22	1.79	0.62
1:I:213:VAL:HB	1:I:325:ILE:HG12	1.81	0.62
1:K:191:GLU:O	1:K:332:ILE:CG2	2.47	0.62
1:L:174:VAL:HG21	1:L:194:GLN:CB	2.12	0.62
1:M:69:MET:HE1	1:N:41:ASP:CB	2.28	0.62
1:B:69:MET:O	1:B:73:MET:HG3	2.00	0.62
1:C:69:MET:O	1:C:73:MET:HG3	2.00	0.62
1:C:174:VAL:H	1:C:194:GLN:NE2	1.97	0.62
1:H:333:ILE:CG2	1:H:378:VAL:HG21	2.26	0.62
1:I:191:GLU:O	1:I:332:ILE:CG2	2.47	0.62
1:M:213:VAL:HB	1:M:325:ILE:CG1	2.28	0.62
1:M:333:ILE:CD1	1:M:378:VAL:HG22	2.26	0.62
1:F:213:VAL:HB	1:F:325:ILE:HG12	1.81	0.62
1:I:333:ILE:CD1	1:I:378:VAL:HG22	2.26	0.62
1:K:213:VAL:HB	1:K:325:ILE:HG12	1.81	0.62
1:M:420:ILE:HD12	1:M:451:LEU:HD13	1.80	0.62
1:A:69:MET:O	1:A:73:MET:HG3	2.00	0.62
1:C:213:VAL:HB	1:C:325:ILE:HG12	1.81	0.62
1:G:305:ILE:HD12	1:G:307:MET:HE2	1.82	0.62
1:L:191:GLU:O	1:L:332:ILE:CG2	2.47	0.62
1:L:420:ILE:HD12	1:L:451:LEU:HD13	1.80	0.62
1:M:362:ARG:O	1:M:366:GLN:HG3	1.99	0.62
1:A:231:ARG:NH2	1:G:245:LYS:HE3	2.15	0.62
1:D:219:PHE:HB3	1:D:317:LEU:HD23	1.82	0.62
1:E:219:PHE:HB3	1:E:317:LEU:HD23	1.82	0.62
1:G:219:PHE:HB3	1:G:317:LEU:HD23	1.82	0.62
1:H:193:MET:N	1:H:375:GLY:HA2	2.12	0.62

Continued on next page...

Continued from previous page...

Atom-1	Atom-2	Interatomic distance (Å)	Clash overlap (Å)
1:B:213:VAL:HB	1:B:325:ILE:HG12	1.81	0.62
1:E:406:ALA:HA	1:E:496:PRO:HB3	1.81	0.62
1:F:219:PHE:HB3	1:F:317:LEU:HD23	1.82	0.62
1:A:174:VAL:H	1:A:194:GLN:NE2	1.97	0.62
1:D:69:MET:O	1:D:73:MET:HG3	2.00	0.62
1:E:69:MET:O	1:E:73:MET:HG3	2.00	0.62
1:J:191:GLU:O	1:J:332:ILE:CG2	2.47	0.62
1:N:333:ILE:CD1	1:N:378:VAL:HG22	2.26	0.62
1:E:305:ILE:HD12	1:E:307:MET:HE2	1.82	0.61
1:L:193:MET:N	1:L:375:GLY:HA2	2.12	0.61
1:N:213:VAL:HB	1:N:325:ILE:CG1	2.28	0.61
1:C:39:VAL:CG2	1:D:517:THR:HG21	2.01	0.61
1:J:186:GLU:HB2	1:J:380:LYS:HB2	1.82	0.61
1:A:69:MET:HE3	1:G:41:ASP:HA	1.83	0.61
1:A:136:VAL:CA	1:A:137:PRO:HD3	2.25	0.61
1:A:213:VAL:HB	1:A:325:ILE:HG12	1.81	0.61
1:G:213:VAL:HB	1:G:325:ILE:HG12	1.81	0.61
1:L:213:VAL:HB	1:L:325:ILE:HG12	1.81	0.61
1:A:219:PHE:HB3	1:A:317:LEU:HD23	1.82	0.61
1:A:406:ALA:HA	1:A:496:PRO:HB3	1.81	0.61
1:C:219:PHE:HB3	1:C:317:LEU:HD23	1.82	0.61
1:F:174:VAL:H	1:F:194:GLN:NE2	1.97	0.61
1:H:213:VAL:HB	1:H:325:ILE:HG12	1.81	0.61
1:N:362:ARG:O	1:N:366:GLN:HG3	1.99	0.61
1:A:177:VAL:HG21	1:A:397:GLU:CG	2.31	0.61
1:D:177:VAL:HG21	1:D:397:GLU:CG	2.31	0.61
1:G:69:MET:O	1:G:73:MET:HG3	2.00	0.61
1:G:174:VAL:H	1:G:194:GLN:NE2	1.97	0.61
1:H:362:ARG:O	1:H:366:GLN:HG3	1.99	0.61
1:A:41:ASP:HA	1:B:69:MET:HE3	1.83	0.61
1:F:177:VAL:HG21	1:F:397:GLU:CG	2.31	0.61
1:J:333:ILE:CG2	1:J:378:VAL:HG21	2.26	0.61
1:J:362:ARG:O	1:J:366:GLN:HG3	1.99	0.61
1:B:219:PHE:HB3	1:B:317:LEU:HD23	1.82	0.61
1:C:177:VAL:HG21	1:C:397:GLU:HG3	1.80	0.61
1:I:362:ARG:O	1:I:366:GLN:HG3	1.99	0.61
1:M:213:VAL:HB	1:M:325:ILE:HG12	1.81	0.61
1:G:183:LEU:H	1:G:383:ALA:CB	2.03	0.61
1:I:333:ILE:CG2	1:I:378:VAL:HG21	2.26	0.61
1:B:174:VAL:H	1:B:194:GLN:NE2	1.97	0.61
1:B:406:ALA:HA	1:B:496:PRO:HB3	1.81	0.61

Continued on next page...

Continued from previous page...

Atom-1	Atom-2	Interatomic distance (Å)	Clash overlap (Å)
1:C:406:ALA:HA	1:C:496:PRO:HB3	1.81	0.61
1:L:69:MET:HE3	1:M:41:ASP:CG	2.21	0.61
1:N:213:VAL:HB	1:N:325:ILE:HG12	1.81	0.61
1:I:186:GLU:HB2	1:I:380:LYS:HB2	1.82	0.61
1:H:247:LEU:HB3	1:H:273:VAL:HG22	1.83	0.60
1:K:186:GLU:HB2	1:K:380:LYS:HB2	1.82	0.60
1:D:41:ASP:CG	1:E:69:MET:HE3	2.22	0.60
1:M:186:GLU:HB2	1:M:380:LYS:HB2	1.82	0.60
1:M:247:LEU:HB3	1:M:273:VAL:HG22	1.83	0.60
1:L:186:GLU:HB2	1:L:380:LYS:HB2	1.82	0.60
1:A:305:ILE:HD12	1:A:307:MET:HE2	1.83	0.60
1:C:177:VAL:HG21	1:C:397:GLU:CG	2.31	0.60
1:C:305:ILE:HD12	1:C:307:MET:HE2	1.83	0.60
1:D:245:LYS:HE3	1:E:231:ARG:NH2	2.15	0.60
1:L:247:LEU:HB3	1:L:273:VAL:HG22	1.83	0.60
1:N:247:LEU:HB3	1:N:273:VAL:HG22	1.83	0.60
1:E:183:LEU:H	1:E:383:ALA:CB	2.03	0.60
1:F:41:ASP:HA	1:G:69:MET:HE3	1.84	0.60
1:B:86:GLY:HA3	1:B:401:HIS:NE2	2.10	0.60
1:D:406:ALA:HA	1:D:496:PRO:HB3	1.81	0.60
1:I:247:LEU:HB3	1:I:273:VAL:HG22	1.83	0.60
1:M:193:MET:HA	1:M:375:GLY:HA2	1.83	0.60
1:B:177:VAL:HG21	1:B:397:GLU:CG	2.31	0.60
1:E:177:VAL:HG21	1:E:397:GLU:CG	2.31	0.60
1:G:177:VAL:HG21	1:G:397:GLU:CG	2.31	0.60
1:I:69:MET:HE3	1:J:41:ASP:CG	2.22	0.60
1:J:193:MET:HA	1:J:375:GLY:HA2	1.83	0.60
1:K:247:LEU:HB3	1:K:273:VAL:HG22	1.83	0.60
1:H:186:GLU:HB2	1:H:380:LYS:HB2	1.82	0.60
1:N:186:GLU:HB2	1:N:380:LYS:HB2	1.82	0.60
1:N:193:MET:HA	1:N:375:GLY:HA2	1.83	0.60
1:J:247:LEU:HB3	1:J:273:VAL:HG22	1.83	0.60
1:G:23:LEU:HD22	1:G:74:VAL:HG13	1.85	0.59
1:K:193:MET:HA	1:K:375:GLY:HA2	1.83	0.59
1:C:23:LEU:HD22	1:C:74:VAL:HG13	1.85	0.59
1:L:193:MET:HA	1:L:375:GLY:HA2	1.83	0.59
1:B:183:LEU:H	1:B:383:ALA:CB	2.03	0.59
1:D:23:LEU:HD22	1:D:74:VAL:HG13	1.85	0.59
1:I:193:MET:HA	1:I:375:GLY:HA2	1.83	0.59
1:B:150:ILE:HD13	1:B:493:ILE:HA	1.84	0.59
1:F:23:LEU:HD22	1:F:74:VAL:HG13	1.84	0.59

Continued on next page...

Continued from previous page...

Atom-1	Atom-2	Interatomic distance (Å)	Clash overlap (Å)
1:F:86:GLY:HA3	1:F:401:HIS:NE2	2.10	0.59
1:H:193:MET:HA	1:H:375:GLY:HA2	1.83	0.59
1:A:23:LEU:HD22	1:A:74:VAL:HG13	1.85	0.59
1:B:23:LEU:HD22	1:B:74:VAL:HG13	1.84	0.59
1:B:39:VAL:CG2	1:C:517:THR:HG21	2.01	0.59
1:E:150:ILE:HD13	1:E:493:ILE:HA	1.84	0.59
1:K:333:ILE:CD1	1:K:378:VAL:HG22	2.26	0.59
1:B:305:ILE:HD12	1:B:307:MET:HE2	1.84	0.59
1:D:49:ILE:HD12	1:E:513:LEU:HB3	1.85	0.59
1:J:218:PRO:CB	1:J:246:PRO:HG2	2.30	0.59
1:A:150:ILE:HD13	1:A:493:ILE:HA	1.84	0.59
1:E:245:LYS:HE3	1:F:231:ARG:NH2	2.15	0.59
1:J:371:LYS:N	1:J:374:GLY:N	2.51	0.59
1:D:194:GLN:H	1:D:374:GLY:N	2.01	0.59
1:E:23:LEU:HD22	1:E:74:VAL:HG13	1.85	0.59
1:G:291:ASP:OD2	1:G:368:ARG:HD2	2.03	0.59
1:H:521:VAL:O	1:I:41:ASP:HB3	2.03	0.59
1:A:205:ILE:HA	1:A:213:VAL:HG22	1.85	0.59
1:B:205:ILE:HA	1:B:213:VAL:HG22	1.85	0.59
1:F:205:ILE:HA	1:F:213:VAL:HG22	1.85	0.59
1:F:291:ASP:OD2	1:F:368:ARG:HD2	2.03	0.59
1:G:150:ILE:HD13	1:G:493:ILE:HA	1.84	0.59
1:G:194:GLN:H	1:G:374:GLY:N	2.01	0.59
1:G:205:ILE:HA	1:G:213:VAL:HG22	1.85	0.59
1:K:69:MET:HE3	1:L:41:ASP:CG	2.24	0.59
1:A:291:ASP:OD2	1:A:368:ARG:HD2	2.03	0.58
1:B:235:PRO:CG	1:B:310:GLU:HA	2.29	0.58
1:C:194:GLN:H	1:C:374:GLY:N	2.01	0.58
1:C:291:ASP:OD2	1:C:368:ARG:HD2	2.03	0.58
1:D:272:LYS:N	1:D:272:LYS:HD2	2.18	0.58
1:F:150:ILE:HD13	1:F:493:ILE:HA	1.84	0.58
1:J:183:LEU:O	1:J:184:GLN:HB2	2.03	0.58
1:J:193:MET:CA	1:J:375:GLY:HA2	2.33	0.58
1:L:193:MET:CA	1:L:375:GLY:HA2	2.33	0.58
1:M:193:MET:CA	1:M:375:GLY:HA2	2.33	0.58
1:C:205:ILE:HA	1:C:213:VAL:HG22	1.85	0.58
1:C:272:LYS:N	1:C:272:LYS:HD2	2.18	0.58
1:D:291:ASP:OD2	1:D:368:ARG:HD2	2.03	0.58
1:E:272:LYS:HD2	1:E:272:LYS:N	2.18	0.58
1:F:200:LEU:O	1:F:201:SER:HB3	2.04	0.58
1:M:371:LYS:N	1:M:374:GLY:N	2.51	0.58

Continued on next page...

Continued from previous page...

Atom-1	Atom-2	Interatomic distance (Å)	Clash overlap (Å)
1:C:150:ILE:HD13	1:C:493:ILE:HA	1.84	0.58
1:E:194:GLN:H	1:E:374:GLY:N	2.01	0.58
1:H:371:LYS:N	1:H:374:GLY:N	2.51	0.58
1:I:218:PRO:CB	1:I:246:PRO:HG2	2.30	0.58
1:K:218:PRO:CB	1:K:246:PRO:HG2	2.30	0.58
1:M:183:LEU:O	1:M:184:GLN:HB2	2.03	0.58
1:A:155:ASP:OD1	1:A:157:THR:HB	2.04	0.58
1:F:272:LYS:N	1:F:272:LYS:HD2	2.18	0.58
1:F:362:ARG:O	1:F:366:GLN:HG3	2.04	0.58
1:H:41:ASP:CG	1:N:69:MET:HE3	2.24	0.58
1:B:194:GLN:H	1:B:374:GLY:N	2.01	0.58
1:D:150:ILE:HD13	1:D:493:ILE:HA	1.84	0.58
1:E:205:ILE:HA	1:E:213:VAL:HG22	1.85	0.58
1:F:86:GLY:C	1:F:401:HIS:CE1	2.77	0.58
1:J:521:VAL:O	1:K:41:ASP:HB3	2.03	0.58
1:K:193:MET:CA	1:K:375:GLY:HA2	2.33	0.58
1:N:183:LEU:O	1:N:184:GLN:HB2	2.03	0.58
1:N:371:LYS:N	1:N:374:GLY:N	2.51	0.58
1:B:86:GLY:C	1:B:401:HIS:CE1	2.77	0.58
1:B:245:LYS:HE3	1:C:231:ARG:NH2	2.15	0.58
1:B:272:LYS:HD2	1:B:272:LYS:N	2.18	0.58
1:C:155:ASP:OD1	1:C:157:THR:HB	2.04	0.58
1:C:245:LYS:HE3	1:D:231:ARG:NH2	2.15	0.58
1:D:404:ARG:HH11	1:D:404:ARG:HG2	1.69	0.58
1:E:291:ASP:OD2	1:E:368:ARG:HD2	2.03	0.58
1:E:362:ARG:O	1:E:366:GLN:HG3	2.04	0.58
1:G:331:THR:OG1	1:G:376:VAL:HG21	2.00	0.58
1:L:371:LYS:N	1:L:374:GLY:N	2.51	0.58
1:B:291:ASP:OD2	1:B:368:ARG:HD2	2.03	0.58
1:C:86:GLY:C	1:C:401:HIS:CE1	2.77	0.58
1:E:49:ILE:HD12	1:F:513:LEU:HB3	1.85	0.58
1:E:194:GLN:CG	1:E:375:GLY:O	2.52	0.58
1:G:86:GLY:C	1:G:401:HIS:CE1	2.77	0.58
1:G:404:ARG:HG2	1:G:404:ARG:HH11	1.69	0.58
1:K:371:LYS:N	1:K:374:GLY:N	2.51	0.58
1:A:16:MET:O	1:A:20:VAL:HG13	2.04	0.58
1:B:41:ASP:CG	1:C:69:MET:HE3	2.22	0.58
1:C:200:LEU:O	1:C:201:SER:HB3	2.04	0.58
1:G:200:LEU:O	1:G:201:SER:HB3	2.04	0.58
1:G:272:LYS:HD2	1:G:272:LYS:N	2.18	0.58
1:H:69:MET:HE3	1:I:41:ASP:CG	2.24	0.58

Continued on next page...

Continued from previous page...

Atom-1	Atom-2	Interatomic distance (Å)	Clash overlap (Å)
1:K:183:LEU:O	1:K:184:GLN:HB2	2.03	0.58
1:L:183:LEU:O	1:L:184:GLN:HB2	2.03	0.58
1:N:193:MET:CA	1:N:375:GLY:HA2	2.33	0.58
1:B:200:LEU:O	1:B:201:SER:HB3	2.04	0.58
1:D:86:GLY:C	1:D:401:HIS:CE1	2.77	0.58
1:F:16:MET:O	1:F:20:VAL:HG13	2.04	0.58
1:A:272:LYS:N	1:A:272:LYS:HD2	2.18	0.58
1:D:16:MET:O	1:D:20:VAL:HG13	2.04	0.58
1:D:155:ASP:OD1	1:D:157:THR:HB	2.04	0.58
1:D:205:ILE:HA	1:D:213:VAL:HG22	1.85	0.58
1:D:305:ILE:HD12	1:D:307:MET:HE2	1.84	0.58
1:F:194:GLN:CG	1:F:375:GLY:O	2.52	0.58
1:F:404:ARG:HG2	1:F:404:ARG:HH11	1.69	0.58
1:H:68:ASN:O	1:H:72:GLN:HG2	2.04	0.58
1:B:16:MET:O	1:B:20:VAL:HG13	2.04	0.57
1:B:362:ARG:O	1:B:366:GLN:HG3	2.03	0.57
1:D:86:GLY:HA3	1:D:401:HIS:NE2	2.09	0.57
1:D:362:ARG:O	1:D:366:GLN:HG3	2.03	0.57
1:G:155:ASP:OD1	1:G:157:THR:HB	2.04	0.57
1:I:183:LEU:O	1:I:184:GLN:HB2	2.03	0.57
1:A:39:VAL:CG2	1:B:517:THR:HG21	2.01	0.57
1:B:245:LYS:HZ1	1:C:231:ARG:HH22	0.59	0.57
1:C:41:ASP:CG	1:D:69:MET:HE3	2.24	0.57
1:E:200:LEU:O	1:E:201:SER:HB3	2.04	0.57
1:F:420:ILE:HD12	1:F:451:LEU:HD13	1.87	0.57
1:G:16:MET:O	1:G:20:VAL:HG13	2.04	0.57
1:G:362:ARG:O	1:G:366:GLN:HG3	2.03	0.57
1:H:272:LYS:HD2	1:H:272:LYS:N	2.19	0.57
1:A:194:GLN:H	1:A:374:GLY:N	2.01	0.57
1:B:382:GLY:O	1:B:389:MET:HG2	2.04	0.57
1:E:86:GLY:C	1:E:401:HIS:CE1	2.77	0.57
1:E:404:ARG:HG2	1:E:404:ARG:HH11	1.69	0.57
1:H:193:MET:CA	1:H:375:GLY:HA2	2.33	0.57
1:I:205:ILE:HA	1:I:213:VAL:HG22	1.86	0.57
1:N:272:LYS:N	1:N:272:LYS:HD2	2.19	0.57
1:A:404:ARG:HG2	1:A:404:ARG:HH11	1.69	0.57
1:B:136:VAL:CA	1:B:137:PRO:HD3	2.25	0.57
1:C:362:ARG:O	1:C:366:GLN:HG3	2.03	0.57
1:D:382:GLY:O	1:D:389:MET:HG2	2.04	0.57
1:D:420:ILE:HD12	1:D:451:LEU:HD13	1.87	0.57
1:E:16:MET:O	1:E:20:VAL:HG13	2.04	0.57

Continued on next page...

Continued from previous page...

Atom-1	Atom-2	Interatomic distance (Å)	Clash overlap (Å)
1:E:406:ALA:CB	1:E:496:PRO:HG3	2.35	0.57
1:F:193:MET:C	1:F:375:GLY:N	2.50	0.57
1:F:245:LYS:HZ1	1:G:231:ARG:HH22	0.59	0.57
1:G:420:ILE:HD12	1:G:451:LEU:HD13	1.87	0.57
1:J:69:MET:HE3	1:K:41:ASP:OD1	2.03	0.57
1:L:333:ILE:CD1	1:L:378:VAL:HG22	2.26	0.57
1:A:331:THR:OG1	1:A:376:VAL:HG21	2.00	0.57
1:A:382:GLY:O	1:A:389:MET:HG2	2.04	0.57
1:B:404:ARG:HG2	1:B:404:ARG:HH11	1.69	0.57
1:C:382:GLY:O	1:C:389:MET:HG2	2.04	0.57
1:C:420:ILE:HD12	1:C:451:LEU:HD13	1.87	0.57
1:E:420:ILE:HD12	1:E:451:LEU:HD13	1.87	0.57
1:F:49:ILE:HD12	1:G:513:LEU:HB3	1.85	0.57
1:H:183:LEU:O	1:H:184:GLN:HB2	2.03	0.57
1:I:68:ASN:O	1:I:72:GLN:HG2	2.04	0.57
1:I:193:MET:CA	1:I:375:GLY:HA2	2.33	0.57
1:I:371:LYS:N	1:I:374:GLY:N	2.51	0.57
1:J:205:ILE:HA	1:J:213:VAL:HG22	1.86	0.57
1:A:86:GLY:C	1:A:401:HIS:CE1	2.77	0.57
1:B:155:ASP:OD1	1:B:157:THR:HB	2.04	0.57
1:E:193:MET:C	1:E:375:GLY:N	2.50	0.57
1:E:382:GLY:O	1:E:389:MET:HG2	2.04	0.57
1:G:406:ALA:CB	1:G:496:PRO:HG3	2.35	0.57
1:I:272:LYS:N	1:I:272:LYS:HD2	2.19	0.57
1:K:68:ASN:O	1:K:72:GLN:HG2	2.04	0.57
1:A:513:LEU:HB3	1:G:49:ILE:HD12	1.85	0.57
1:B:406:ALA:CB	1:B:496:PRO:HG3	2.35	0.57
1:F:235:PRO:CG	1:F:310:GLU:HA	2.29	0.57
1:H:218:PRO:CB	1:H:246:PRO:HG2	2.30	0.57
1:J:272:LYS:HD2	1:J:272:LYS:N	2.19	0.57
1:M:272:LYS:HD2	1:M:272:LYS:N	2.19	0.57
1:N:68:ASN:O	1:N:72:GLN:HG2	2.04	0.57
1:C:218:PRO:CB	1:C:246:PRO:HG2	2.32	0.57
1:D:194:GLN:CG	1:D:375:GLY:O	2.52	0.57
1:E:218:PRO:CB	1:E:246:PRO:HG2	2.32	0.57
1:F:194:GLN:H	1:F:374:GLY:N	2.01	0.57
1:J:333:ILE:CD1	1:J:378:VAL:HG22	2.26	0.57
1:K:272:LYS:N	1:K:272:LYS:HD2	2.19	0.57
1:L:69:MET:HE3	1:M:41:ASP:OD1	2.05	0.57
1:N:190:VAL:HG23	1:N:332:ILE:O	2.04	0.57
1:A:49:ILE:HD12	1:B:513:LEU:HB3	1.85	0.57

Continued on next page...

Continued from previous page...

Atom-1	Atom-2	Interatomic distance (Å)	Clash overlap (Å)
1:A:194:GLN:CG	1:A:375:GLY:O	2.52	0.57
1:A:200:LEU:O	1:A:201:SER:HB3	2.04	0.57
1:C:16:MET:O	1:C:20:VAL:HG13	2.04	0.57
1:G:326:ASN:HD22	1:G:329:THR:HB	1.70	0.57
1:H:190:VAL:HG23	1:H:332:ILE:O	2.04	0.57
1:H:205:ILE:HA	1:H:213:VAL:HG22	1.86	0.57
1:G:194:GLN:H	1:G:375:GLY:N	1.79	0.57
1:G:194:GLN:CG	1:G:375:GLY:O	2.52	0.57
1:K:513:LEU:HD13	1:L:49:ILE:CD1	2.29	0.57
1:L:68:ASN:O	1:L:72:GLN:HG2	2.04	0.57
1:L:218:PRO:CB	1:L:246:PRO:HG2	2.30	0.57
1:L:272:LYS:N	1:L:272:LYS:HD2	2.19	0.57
1:A:362:ARG:O	1:A:366:GLN:HG3	2.03	0.56
1:A:420:ILE:HD12	1:A:451:LEU:HD13	1.87	0.56
1:B:420:ILE:HD12	1:B:451:LEU:HD13	1.87	0.56
1:D:200:LEU:O	1:D:201:SER:HB3	2.04	0.56
1:F:155:ASP:OD1	1:F:157:THR:HB	2.04	0.56
1:K:205:ILE:HA	1:K:213:VAL:HG22	1.86	0.56
1:N:242:LYS:C	1:N:244:GLY:H	2.09	0.56
1:D:235:PRO:CG	1:D:310:GLU:HA	2.29	0.56
1:E:326:ASN:HD22	1:E:329:THR:HB	1.70	0.56
1:F:382:GLY:O	1:F:389:MET:HG2	2.04	0.56
1:H:73:MET:HG2	1:I:47:PRO:HD2	1.87	0.56
1:I:190:VAL:HG23	1:I:332:ILE:O	2.04	0.56
1:J:190:VAL:HG23	1:J:332:ILE:O	2.04	0.56
1:M:68:ASN:O	1:M:72:GLN:HG2	2.04	0.56
1:M:190:VAL:HG23	1:M:332:ILE:O	2.04	0.56
1:B:193:MET:C	1:B:375:GLY:N	2.50	0.56
1:E:49:ILE:HD12	1:F:513:LEU:HD13	1.88	0.56
1:F:245:LYS:HE3	1:G:231:ARG:NH2	2.15	0.56
1:G:193:MET:C	1:G:375:GLY:N	2.50	0.56
1:G:382:GLY:O	1:G:389:MET:HG2	2.04	0.56
1:H:47:PRO:HD2	1:N:73:MET:HG2	1.87	0.56
1:I:73:MET:HG2	1:J:47:PRO:HD2	1.87	0.56
1:C:326:ASN:HD22	1:C:329:THR:HB	1.70	0.56
1:D:218:PRO:CB	1:D:246:PRO:HG2	2.32	0.56
1:D:326:ASN:HD22	1:D:329:THR:HB	1.70	0.56
1:E:155:ASP:OD1	1:E:157:THR:HB	2.04	0.56
1:I:69:MET:HE3	1:J:41:ASP:OD1	2.06	0.56
1:J:68:ASN:O	1:J:72:GLN:HG2	2.04	0.56
1:B:326:ASN:HD22	1:B:329:THR:HB	1.70	0.56

Continued on next page...

Continued from previous page...

Atom-1	Atom-2	Interatomic distance (Å)	Clash overlap (Å)
1:C:404:ARG:HG2	1:C:404:ARG:HH11	1.69	0.56
1:H:41:ASP:HB3	1:N:521:VAL:O	2.03	0.56
1:I:242:LYS:C	1:I:244:GLY:H	2.09	0.56
1:D:245:LYS:HZ2	1:D:319:GLN:HE22	1.54	0.56
1:F:49:ILE:HD12	1:G:513:LEU:HD13	1.88	0.56
1:G:183:LEU:O	1:G:184:GLN:HB2	2.06	0.56
1:M:205:ILE:HA	1:M:213:VAL:HG22	1.86	0.56
1:A:86:GLY:HA3	1:A:401:HIS:NE2	2.10	0.56
1:A:326:ASN:HD22	1:A:329:THR:HB	1.70	0.56
1:B:194:GLN:CG	1:B:375:GLY:O	2.52	0.56
1:D:49:ILE:HD12	1:E:513:LEU:HD13	1.88	0.56
1:E:235:PRO:CG	1:E:310:GLU:HA	2.29	0.56
1:F:183:LEU:O	1:F:184:GLN:HB2	2.06	0.56
1:I:513:LEU:HD13	1:J:49:ILE:CD1	2.28	0.56
1:L:69:MET:CE	1:M:41:ASP:CG	2.74	0.56
1:L:242:LYS:C	1:L:244:GLY:H	2.09	0.56
1:C:206:ASN:HD21	1:C:214:GLU:H	1.54	0.56
1:C:406:ALA:CB	1:C:496:PRO:HG3	2.35	0.56
1:D:206:ASN:HD21	1:D:214:GLU:H	1.54	0.56
1:K:69:MET:CE	1:L:41:ASP:CG	2.74	0.56
1:H:242:LYS:C	1:H:244:GLY:H	2.09	0.56
1:M:242:LYS:C	1:M:244:GLY:H	2.09	0.56
1:A:235:PRO:CG	1:A:310:GLU:HA	2.29	0.56
1:A:245:LYS:HZ2	1:A:319:GLN:HE22	1.52	0.56
1:I:160:LYS:O	1:I:164:GLU:HG3	2.06	0.56
1:L:160:LYS:O	1:L:164:GLU:HG3	2.06	0.56
1:L:205:ILE:HA	1:L:213:VAL:HG22	1.86	0.56
1:L:513:LEU:HD13	1:M:49:ILE:CD1	2.29	0.56
1:M:69:MET:CE	1:N:41:ASP:CG	2.74	0.56
1:N:160:LYS:O	1:N:164:GLU:HG3	2.06	0.56
1:N:205:ILE:HA	1:N:213:VAL:HG22	1.86	0.56
1:G:86:GLY:HA3	1:G:401:HIS:NE2	2.10	0.55
1:J:73:MET:HG2	1:K:47:PRO:HD2	1.87	0.55
1:K:190:VAL:HG23	1:K:332:ILE:O	2.03	0.55
1:M:23:LEU:CD2	1:M:74:VAL:HG13	2.37	0.55
1:N:218:PRO:CB	1:N:246:PRO:HG2	2.30	0.55
1:N:386:GLU:O	1:N:390:LYS:HG2	2.07	0.55
1:E:41:ASP:CG	1:F:69:MET:HE3	2.25	0.55
1:H:160:LYS:O	1:H:164:GLU:HG3	2.06	0.55
1:M:218:PRO:CB	1:M:246:PRO:HG2	2.30	0.55
1:A:49:ILE:HD12	1:B:513:LEU:HD13	1.88	0.55

Continued on next page...

Continued from previous page...

Atom-1	Atom-2	Interatomic distance (Å)	Clash overlap (Å)
1:A:245:LYS:HE3	1:B:231:ARG:NH2	2.15	0.55
1:H:41:ASP:OD1	1:N:69:MET:HE3	2.06	0.55
1:H:386:GLU:O	1:H:390:LYS:HG2	2.07	0.55
1:K:23:LEU:CD2	1:K:74:VAL:HG13	2.37	0.55
1:L:23:LEU:CD2	1:L:74:VAL:HG13	2.37	0.55
1:L:73:MET:HG2	1:M:47:PRO:HD2	1.87	0.55
1:L:190:VAL:HG23	1:L:332:ILE:O	2.04	0.55
1:M:190:VAL:CG1	1:M:334:ASP:HB2	2.35	0.55
1:N:190:VAL:CG1	1:N:334:ASP:HB2	2.35	0.55
1:B:206:ASN:HD21	1:B:214:GLU:H	1.54	0.55
1:E:39:VAL:HB	1:F:519:CYS:O	2.07	0.55
1:J:69:MET:CE	1:K:41:ASP:CG	2.74	0.55
1:J:386:GLU:O	1:J:390:LYS:HG2	2.07	0.55
1:J:513:LEU:HD13	1:K:49:ILE:CD1	2.29	0.55
1:K:73:MET:HG2	1:L:47:PRO:HD2	1.87	0.55
1:A:39:VAL:HB	1:B:519:CYS:O	2.07	0.55
1:A:183:LEU:O	1:A:184:GLN:HB2	2.06	0.55
1:B:49:ILE:HD12	1:C:513:LEU:HD13	1.88	0.55
1:C:49:ILE:HD12	1:D:513:LEU:HD13	1.88	0.55
1:C:194:GLN:CG	1:C:375:GLY:O	2.52	0.55
1:F:406:ALA:CB	1:F:496:PRO:HG3	2.35	0.55
1:B:49:ILE:HD12	1:C:513:LEU:HB3	1.85	0.55
1:E:206:ASN:HD21	1:E:214:GLU:H	1.54	0.55
1:F:39:VAL:HB	1:G:519:CYS:O	2.07	0.55
1:I:521:VAL:O	1:J:41:ASP:HB3	2.03	0.55
1:D:183:LEU:O	1:D:184:GLN:HB2	2.06	0.55
1:H:41:ASP:CG	1:N:69:MET:CE	2.74	0.55
1:H:69:MET:CE	1:I:41:ASP:CG	2.74	0.55
1:I:69:MET:CE	1:J:41:ASP:CG	2.74	0.55
1:K:69:MET:HE1	1:L:41:ASP:CB	2.36	0.55
1:K:386:GLU:O	1:K:390:LYS:HG2	2.07	0.55
1:N:23:LEU:CD2	1:N:74:VAL:HG13	2.37	0.55
1:B:183:LEU:O	1:B:184:GLN:HB2	2.06	0.55
1:C:39:VAL:HB	1:D:519:CYS:O	2.07	0.55
1:D:39:VAL:HB	1:E:519:CYS:O	2.07	0.55
1:I:23:LEU:HD22	1:I:74:VAL:HG13	1.89	0.55
1:I:386:GLU:O	1:I:390:LYS:HG2	2.07	0.55
1:J:160:LYS:O	1:J:164:GLU:HG3	2.06	0.55
1:K:176:THR:HG22	1:K:177:VAL:N	2.22	0.55
1:L:521:VAL:O	1:M:41:ASP:HB3	2.03	0.55
1:M:73:MET:HG2	1:N:47:PRO:HD2	1.87	0.55

Continued on next page...

Continued from previous page...

Atom-1	Atom-2	Interatomic distance (Å)	Clash overlap (Å)
1:M:386:GLU:O	1:M:390:LYS:HG2	2.07	0.55
1:A:114:MET:HE1	1:G:51:LYS:HZ3	1.72	0.55
1:C:183:LEU:O	1:C:184:GLN:HB2	2.06	0.55
1:F:194:GLN:CD	1:F:375:GLY:O	2.46	0.55
1:H:49:ILE:CD1	1:N:513:LEU:HD13	2.28	0.55
1:J:242:LYS:C	1:J:244:GLY:H	2.09	0.55
1:K:16:MET:O	1:K:20:VAL:HG13	2.07	0.55
1:K:69:MET:CE	1:L:41:ASP:HB2	2.36	0.55
1:L:176:THR:HG22	1:L:177:VAL:N	2.22	0.55
1:A:513:LEU:HD13	1:G:49:ILE:HD12	1.88	0.55
1:B:39:VAL:HB	1:C:519:CYS:O	2.07	0.55
1:H:69:MET:HE3	1:I:41:ASP:OD1	2.07	0.55
1:I:176:THR:HG22	1:I:177:VAL:N	2.22	0.55
1:K:242:LYS:C	1:K:244:GLY:H	2.09	0.55
1:L:69:MET:CE	1:M:41:ASP:HB2	2.36	0.55
1:F:326:ASN:HD22	1:F:329:THR:HB	1.70	0.54
1:J:23:LEU:HD22	1:J:74:VAL:HG13	1.89	0.54
1:L:70:GLY:HA2	1:L:73:MET:HE3	1.89	0.54
1:L:386:GLU:O	1:L:390:LYS:HG2	2.07	0.54
1:M:160:LYS:O	1:M:164:GLU:HG3	2.06	0.54
1:A:41:ASP:CG	1:B:69:MET:HE3	2.28	0.54
1:A:160:LYS:O	1:A:164:GLU:HG3	2.08	0.54
1:A:194:GLN:CD	1:A:375:GLY:O	2.46	0.54
1:A:406:ALA:CB	1:A:496:PRO:HG3	2.35	0.54
1:J:23:LEU:CD2	1:J:74:VAL:HG13	2.37	0.54
1:J:190:VAL:CG1	1:J:334:ASP:HB2	2.35	0.54
1:K:69:MET:HE3	1:L:41:ASP:OD1	2.07	0.54
1:K:160:LYS:O	1:K:164:GLU:HG3	2.06	0.54
1:M:176:THR:HG22	1:M:177:VAL:N	2.22	0.54
1:A:519:CYS:O	1:G:39:VAL:HB	2.07	0.54
1:B:194:GLN:CD	1:B:375:GLY:O	2.46	0.54
1:C:194:GLN:CD	1:C:375:GLY:O	2.46	0.54
1:D:160:LYS:O	1:D:164:GLU:HG3	2.08	0.54
1:D:183:LEU:HD12	1:D:184:GLN:HG3	1.89	0.54
1:E:183:LEU:O	1:E:184:GLN:HB2	2.06	0.54
1:I:16:MET:O	1:I:20:VAL:HG13	2.07	0.54
1:M:200:LEU:O	1:M:201:SER:HB3	2.07	0.54
1:M:521:VAL:O	1:N:41:ASP:HB3	2.03	0.54
1:N:16:MET:O	1:N:20:VAL:HG13	2.07	0.54
1:N:176:THR:HG22	1:N:177:VAL:N	2.22	0.54
1:A:183:LEU:HD12	1:A:184:GLN:HG3	1.89	0.54

Continued on next page...

Continued from previous page...

Atom-1	Atom-2	Interatomic distance (Å)	Clash overlap (Å)
1:A:206:ASN:HD21	1:A:214:GLU:H	1.54	0.54
1:D:194:GLN:CD	1:D:375:GLY:O	2.46	0.54
1:F:160:LYS:O	1:F:164:GLU:HG3	2.08	0.54
1:G:245:LYS:HZ2	1:G:319:GLN:HE22	1.54	0.54
1:H:23:LEU:HD22	1:H:74:VAL:HG13	1.89	0.54
1:K:193:MET:CE	1:K:292:ILE:HG12	2.38	0.54
1:L:200:LEU:O	1:L:201:SER:HB3	2.07	0.54
1:E:183:LEU:HD12	1:E:184:GLN:HG3	1.89	0.54
1:E:194:GLN:CD	1:E:375:GLY:O	2.46	0.54
1:F:386:GLU:O	1:F:390:LYS:HG2	2.08	0.54
1:H:16:MET:O	1:H:20:VAL:HG13	2.07	0.54
1:I:69:MET:CE	1:J:41:ASP:HB2	2.36	0.54
1:I:160:LYS:HB2	1:I:160:LYS:NZ	2.23	0.54
1:I:193:MET:CE	1:I:292:ILE:HG12	2.38	0.54
1:J:16:MET:O	1:J:20:VAL:HG13	2.07	0.54
1:J:176:THR:HG22	1:J:177:VAL:N	2.22	0.54
1:K:200:LEU:O	1:K:201:SER:HB3	2.07	0.54
1:N:193:MET:CE	1:N:292:ILE:HG12	2.38	0.54
1:G:386:GLU:O	1:G:390:LYS:HG2	2.08	0.54
1:J:160:LYS:HB2	1:J:160:LYS:NZ	2.23	0.54
1:L:193:MET:CE	1:L:292:ILE:HG12	2.38	0.54
1:N:160:LYS:HB2	1:N:160:LYS:NZ	2.23	0.54
1:C:235:PRO:CG	1:C:310:GLU:HA	2.29	0.54
1:D:406:ALA:CB	1:D:496:PRO:HG3	2.35	0.54
1:E:386:GLU:O	1:E:390:LYS:HG2	2.08	0.54
1:F:206:ASN:HD21	1:F:214:GLU:H	1.54	0.54
1:J:69:MET:CE	1:K:41:ASP:HB2	2.36	0.54
1:L:23:LEU:HD22	1:L:74:VAL:HG13	1.89	0.54
1:C:49:ILE:HD12	1:D:513:LEU:HB3	1.84	0.54
1:C:305:ILE:HG22	1:C:305:ILE:O	2.08	0.54
1:G:160:LYS:O	1:G:164:GLU:HG3	2.08	0.54
1:H:160:LYS:HB2	1:H:160:LYS:NZ	2.23	0.54
1:H:305:ILE:HG22	1:H:305:ILE:O	2.08	0.54
1:I:23:LEU:CD2	1:I:74:VAL:HG13	2.37	0.54
1:L:191:GLU:O	1:L:332:ILE:HB	2.08	0.54
1:M:16:MET:O	1:M:20:VAL:HG13	2.07	0.54
1:M:23:LEU:HD22	1:M:74:VAL:HG13	1.89	0.54
1:N:136:VAL:HG12	1:N:137:PRO:N	2.23	0.54
1:B:183:LEU:HD12	1:B:184:GLN:HG3	1.89	0.54
1:C:86:GLY:HA3	1:C:401:HIS:NE2	2.10	0.54
1:C:386:GLU:O	1:C:390:LYS:HG2	2.08	0.54

Continued on next page...

Continued from previous page...

Atom-1	Atom-2	Interatomic distance (Å)	Clash overlap (Å)
1:G:235:PRO:CG	1:G:310:GLU:HA	2.29	0.54
1:I:191:GLU:O	1:I:332:ILE:HB	2.08	0.54
1:N:319:GLN:O	1:N:336:VAL:HG23	2.08	0.54
1:A:193:MET:C	1:A:375:GLY:N	2.50	0.54
1:C:183:LEU:HD12	1:C:184:GLN:HG3	1.89	0.54
1:E:194:GLN:H	1:E:375:GLY:N	1.79	0.54
1:L:16:MET:O	1:L:20:VAL:HG13	2.07	0.54
1:N:305:ILE:HG22	1:N:305:ILE:O	2.08	0.54
1:A:386:GLU:O	1:A:390:LYS:HG2	2.08	0.53
1:D:202:PRO:O	1:D:203:TYR:HB2	2.08	0.53
1:D:301:ILE:HG21	1:D:309:LEU:HD23	1.90	0.53
1:E:160:LYS:O	1:E:164:GLU:HG3	2.08	0.53
1:G:183:LEU:HD12	1:G:184:GLN:HG3	1.89	0.53
1:G:194:GLN:CD	1:G:375:GLY:O	2.46	0.53
1:G:206:ASN:HD21	1:G:214:GLU:H	1.54	0.53
1:H:23:LEU:CD2	1:H:74:VAL:HG13	2.37	0.53
1:H:190:VAL:CG1	1:H:334:ASP:HB2	2.35	0.53
1:I:73:MET:O	1:I:76:GLU:HB2	2.09	0.53
1:J:193:MET:CE	1:J:292:ILE:HG12	2.38	0.53
1:K:69:MET:CE	1:L:41:ASP:CB	2.86	0.53
1:M:305:ILE:O	1:M:305:ILE:HG22	2.08	0.53
1:A:69:MET:HE3	1:G:41:ASP:CG	2.28	0.53
1:B:160:LYS:O	1:B:164:GLU:HG3	2.08	0.53
1:B:305:ILE:O	1:B:305:ILE:HG22	2.08	0.53
1:C:301:ILE:HG21	1:C:309:LEU:HD23	1.90	0.53
1:H:176:THR:HG22	1:H:177:VAL:N	2.22	0.53
1:H:200:LEU:O	1:H:201:SER:HB3	2.07	0.53
1:J:73:MET:O	1:J:76:GLU:HB2	2.09	0.53
1:J:200:LEU:O	1:J:201:SER:HB3	2.07	0.53
1:K:73:MET:O	1:K:76:GLU:HB2	2.09	0.53
1:K:160:LYS:HB2	1:K:160:LYS:NZ	2.23	0.53
1:M:136:VAL:HG12	1:M:137:PRO:N	2.23	0.53
1:M:193:MET:C	1:M:376:VAL:HG23	2.29	0.53
1:N:382:GLY:O	1:N:389:MET:HG2	2.08	0.53
1:C:160:LYS:O	1:C:164:GLU:HG3	2.08	0.53
1:C:202:PRO:O	1:C:203:TYR:HB2	2.08	0.53
1:D:305:ILE:O	1:D:305:ILE:HG22	2.08	0.53
1:G:301:ILE:HG21	1:G:309:LEU:HD23	1.90	0.53
1:H:41:ASP:CB	1:N:69:MET:CE	2.86	0.53
1:H:69:MET:CE	1:I:41:ASP:CB	2.86	0.53
1:H:136:VAL:HG12	1:H:137:PRO:N	2.23	0.53

Continued on next page...

Continued from previous page...

Atom-1	Atom-2	Interatomic distance (Å)	Clash overlap (Å)
1:H:191:GLU:O	1:H:332:ILE:HB	2.08	0.53
1:H:193:MET:CE	1:H:292:ILE:HG12	2.38	0.53
1:K:191:GLU:O	1:K:332:ILE:HB	2.08	0.53
1:K:193:MET:C	1:K:376:VAL:HG23	2.29	0.53
1:K:319:GLN:O	1:K:336:VAL:HG23	2.08	0.53
1:K:521:VAL:O	1:L:41:ASP:HB3	2.03	0.53
1:L:319:GLN:O	1:L:336:VAL:HG23	2.08	0.53
1:M:73:MET:O	1:M:76:GLU:HB2	2.09	0.53
1:M:319:GLN:O	1:M:336:VAL:HG23	2.08	0.53
1:D:386:GLU:O	1:D:390:LYS:HG2	2.08	0.53
1:E:305:ILE:HG22	1:E:305:ILE:O	2.08	0.53
1:F:51:LYS:NZ	1:G:114:MET:HE1	2.23	0.53
1:F:305:ILE:O	1:F:305:ILE:HG22	2.08	0.53
1:H:319:GLN:O	1:H:336:VAL:HG23	2.08	0.53
1:H:382:GLY:O	1:H:389:MET:HG2	2.08	0.53
1:H:383:ALA:O	1:H:384:ALA:HB3	2.09	0.53
1:I:382:GLY:O	1:I:389:MET:HG2	2.08	0.53
1:J:193:MET:C	1:J:376:VAL:HG23	2.29	0.53
1:J:382:GLY:O	1:J:389:MET:HG2	2.08	0.53
1:K:23:LEU:HD22	1:K:74:VAL:HG13	1.89	0.53
1:L:193:MET:C	1:L:376:VAL:HG23	2.29	0.53
1:B:386:GLU:O	1:B:390:LYS:HG2	2.08	0.53
1:E:252:GLU:O	1:E:253:ASP:HB2	2.09	0.53
1:F:183:LEU:HD12	1:F:184:GLN:HG3	1.89	0.53
1:J:191:GLU:O	1:J:332:ILE:HB	2.08	0.53
1:M:513:LEU:HD13	1:N:49:ILE:CD1	2.28	0.53
1:N:193:MET:C	1:N:376:VAL:HG23	2.29	0.53
1:N:200:LEU:O	1:N:201:SER:HB3	2.07	0.53
1:A:194:GLN:HB2	1:A:375:GLY:CA	2.39	0.53
1:A:242:LYS:C	1:A:244:GLY:H	2.12	0.53
1:C:194:GLN:HB2	1:C:375:GLY:CA	2.39	0.53
1:C:252:GLU:O	1:C:253:ASP:HB2	2.09	0.53
1:E:242:LYS:C	1:E:244:GLY:H	2.12	0.53
1:E:301:ILE:HG21	1:E:309:LEU:HD23	1.90	0.53
1:I:193:MET:C	1:I:376:VAL:HG23	2.29	0.53
1:I:305:ILE:O	1:I:305:ILE:HG22	2.08	0.53
1:I:383:ALA:O	1:I:384:ALA:HB3	2.09	0.53
1:K:382:GLY:O	1:K:389:MET:HG2	2.08	0.53
1:M:193:MET:CE	1:M:292:ILE:HG12	2.38	0.53
1:N:73:MET:O	1:N:76:GLU:HB2	2.09	0.53
1:N:183:LEU:HD12	1:N:184:GLN:HG3	1.91	0.53

Continued on next page...

Continued from previous page...

Atom-1	Atom-2	Interatomic distance (Å)	Clash overlap (Å)
1:C:86:GLY:O	1:C:401:HIS:CE1	2.62	0.53
1:C:242:LYS:C	1:C:244:GLY:H	2.12	0.53
1:D:242:LYS:C	1:D:244:GLY:H	2.12	0.53
1:E:86:GLY:O	1:E:401:HIS:CE1	2.62	0.53
1:F:41:ASP:CG	1:G:69:MET:HE3	2.29	0.53
1:F:301:ILE:HG21	1:F:309:LEU:HD23	1.90	0.53
1:G:252:GLU:O	1:G:253:ASP:HB2	2.09	0.53
1:I:70:GLY:HA2	1:I:73:MET:HE3	1.89	0.53
1:K:136:VAL:HG12	1:K:137:PRO:N	2.23	0.53
1:L:160:LYS:HB2	1:L:160:LYS:NZ	2.23	0.53
1:L:305:ILE:O	1:L:305:ILE:HG22	2.08	0.53
1:M:183:LEU:HD12	1:M:184:GLN:HG3	1.91	0.53
1:N:23:LEU:HD22	1:N:74:VAL:HG13	1.89	0.53
1:D:193:MET:C	1:D:375:GLY:N	2.50	0.53
1:H:73:MET:O	1:H:76:GLU:HB2	2.09	0.53
1:M:160:LYS:HB2	1:M:160:LYS:NZ	2.23	0.53
1:A:301:ILE:HG21	1:A:309:LEU:HD23	1.90	0.53
1:B:86:GLY:O	1:B:401:HIS:CE1	2.62	0.53
1:B:301:ILE:HG21	1:B:309:LEU:HD23	1.90	0.53
1:G:305:ILE:O	1:G:305:ILE:HG22	2.08	0.53
1:H:70:GLY:HA2	1:H:73:MET:HE3	1.89	0.53
1:H:193:MET:C	1:H:376:VAL:HG23	2.29	0.53
1:I:136:VAL:HG12	1:I:137:PRO:N	2.23	0.53
1:I:200:LEU:O	1:I:201:SER:HB3	2.07	0.53
1:L:69:MET:CE	1:M:41:ASP:CB	2.86	0.53
1:L:136:VAL:HG12	1:L:137:PRO:N	2.23	0.53
1:M:70:GLY:HA2	1:M:73:MET:HE3	1.91	0.53
1:N:266:THR:CG2	1:N:273:VAL:H	2.22	0.53
1:N:383:ALA:O	1:N:384:ALA:HB3	2.09	0.53
1:A:86:GLY:O	1:A:401:HIS:CE1	2.62	0.53
1:A:252:GLU:O	1:A:253:ASP:HB2	2.09	0.53
1:E:194:GLN:HB2	1:E:375:GLY:CA	2.39	0.53
1:F:86:GLY:O	1:F:401:HIS:CE1	2.62	0.53
1:F:245:LYS:HE3	1:G:231:ARG:HH21	1.70	0.53
1:I:69:MET:CE	1:J:41:ASP:CB	2.86	0.53
1:J:70:GLY:HA2	1:J:73:MET:HE3	1.90	0.53
1:J:136:VAL:HG12	1:J:137:PRO:N	2.23	0.53
1:J:319:GLN:O	1:J:336:VAL:HG23	2.08	0.53
1:J:383:ALA:O	1:J:384:ALA:HB3	2.09	0.53
1:L:382:GLY:O	1:L:389:MET:HG2	2.08	0.53
1:M:191:GLU:O	1:M:332:ILE:HB	2.08	0.53

Continued on next page...

Continued from previous page...

Atom-1	Atom-2	Interatomic distance (Å)	Clash overlap (Å)
1:K:266:THR:CG2	1:K:273:VAL:H	2.22	0.52
1:L:183:LEU:HD12	1:L:184:GLN:HG3	1.91	0.52
1:L:291:ASP:OD2	1:L:368:ARG:HD2	2.10	0.52
1:M:69:MET:CE	1:N:41:ASP:CB	2.86	0.52
1:M:382:GLY:O	1:M:389:MET:HG2	2.08	0.52
1:B:252:GLU:O	1:B:253:ASP:HB2	2.09	0.52
1:F:39:VAL:CG2	1:G:517:THR:CB	2.86	0.52
1:G:242:LYS:C	1:G:244:GLY:H	2.12	0.52
1:K:305:ILE:HG22	1:K:305:ILE:O	2.08	0.52
1:M:383:ALA:O	1:M:384:ALA:HB3	2.09	0.52
1:N:191:GLU:O	1:N:332:ILE:HB	2.08	0.52
1:A:69:MET:CE	1:G:41:ASP:CA	2.88	0.52
1:A:305:ILE:O	1:A:305:ILE:HG22	2.08	0.52
1:D:86:GLY:O	1:D:401:HIS:CE1	2.62	0.52
1:E:41:ASP:CA	1:F:69:MET:CE	2.88	0.52
1:F:41:ASP:CA	1:G:69:MET:CE	2.88	0.52
1:J:69:MET:CE	1:K:41:ASP:CB	2.86	0.52
1:L:73:MET:O	1:L:76:GLU:HB2	2.09	0.52
1:N:70:GLY:HA2	1:N:73:MET:HE3	1.91	0.52
1:N:183:LEU:CD1	1:N:184:GLN:HG3	2.40	0.52
1:D:41:ASP:CA	1:E:69:MET:CE	2.88	0.52
1:D:252:GLU:O	1:D:253:ASP:HB2	2.09	0.52
1:E:202:PRO:O	1:E:203:TYR:HB2	2.08	0.52
1:H:41:ASP:HB2	1:N:69:MET:CE	2.36	0.52
1:J:305:ILE:O	1:J:305:ILE:HG22	2.08	0.52
1:K:70:GLY:HA2	1:K:73:MET:HE3	1.91	0.52
1:K:383:ALA:O	1:K:384:ALA:HB3	2.09	0.52
1:L:183:LEU:CD1	1:L:184:GLN:HG3	2.40	0.52
1:M:291:ASP:OD2	1:M:368:ARG:HD2	2.10	0.52
1:A:41:ASP:HB3	1:B:521:VAL:O	2.07	0.52
1:A:41:ASP:CA	1:B:69:MET:CE	2.88	0.52
1:A:183:LEU:CD1	1:A:184:GLN:HG3	2.39	0.52
1:C:41:ASP:CA	1:D:69:MET:CE	2.88	0.52
1:G:86:GLY:O	1:G:401:HIS:CE1	2.62	0.52
1:G:183:LEU:CD1	1:G:184:GLN:HG3	2.39	0.52
1:G:194:GLN:HB2	1:G:375:GLY:CA	2.39	0.52
1:G:202:PRO:O	1:G:203:TYR:HB2	2.08	0.52
1:H:41:ASP:CB	1:N:69:MET:HE1	2.36	0.52
1:I:266:THR:CG2	1:I:273:VAL:H	2.22	0.52
1:M:183:LEU:CD1	1:M:184:GLN:HG3	2.40	0.52
1:M:333:ILE:HG21	1:M:378:VAL:CG2	2.36	0.52

Continued on next page...

Continued from previous page...

Atom-1	Atom-2	Interatomic distance (Å)	Clash overlap (Å)
1:N:333:ILE:HG21	1:N:378:VAL:CG2	2.36	0.52
1:A:202:PRO:O	1:A:203:TYR:HB2	2.08	0.52
1:B:194:GLN:HB2	1:B:375:GLY:CA	2.39	0.52
1:C:193:MET:C	1:C:375:GLY:N	2.50	0.52
1:D:194:GLN:HB2	1:D:375:GLY:CA	2.39	0.52
1:E:183:LEU:CD1	1:E:184:GLN:HG3	2.39	0.52
1:H:183:LEU:HD12	1:H:184:GLN:HG3	1.91	0.52
1:I:319:GLN:O	1:I:336:VAL:HG23	2.08	0.52
1:L:383:ALA:O	1:L:384:ALA:HB3	2.09	0.52
1:M:266:THR:CG2	1:M:273:VAL:H	2.22	0.52
1:B:183:LEU:CD1	1:B:184:GLN:HG3	2.39	0.52
1:F:242:LYS:C	1:F:244:GLY:H	2.12	0.52
1:F:252:GLU:O	1:F:253:ASP:HB2	2.09	0.52
1:J:291:ASP:OD2	1:J:368:ARG:HD2	2.10	0.52
1:K:291:ASP:OD2	1:K:368:ARG:HD2	2.10	0.52
1:N:136:VAL:CG1	1:N:137:PRO:HD3	2.40	0.52
1:B:242:LYS:C	1:B:244:GLY:H	2.12	0.52
1:C:176:THR:HG22	1:C:177:VAL:N	2.25	0.52
1:F:183:LEU:CD1	1:F:184:GLN:HG3	2.39	0.52
1:F:194:GLN:HB2	1:F:375:GLY:CA	2.39	0.52
1:H:301:ILE:HG21	1:H:309:LEU:HD23	1.92	0.52
1:I:90:THR:O	1:I:94:VAL:HG13	2.10	0.52
1:L:266:THR:CG2	1:L:273:VAL:H	2.22	0.52
1:A:114:MET:CE	1:G:51:LYS:NZ	2.73	0.52
1:B:41:ASP:CA	1:C:69:MET:CE	2.88	0.52
1:D:51:LYS:NZ	1:E:114:MET:CE	2.73	0.52
1:E:51:LYS:NZ	1:F:114:MET:CE	2.73	0.52
1:H:90:THR:O	1:H:94:VAL:HG13	2.10	0.52
1:K:183:LEU:HD12	1:K:184:GLN:HG3	1.91	0.52
1:M:90:THR:O	1:M:94:VAL:HG13	2.10	0.52
1:N:90:THR:O	1:N:94:VAL:HG13	2.10	0.52
1:N:301:ILE:HG21	1:N:309:LEU:HD23	1.92	0.52
1:A:245:LYS:HE3	1:B:231:ARG:HH21	1.70	0.52
1:B:176:THR:HG22	1:B:177:VAL:N	2.25	0.52
1:H:183:LEU:CD1	1:H:184:GLN:HG3	2.40	0.52
1:M:301:ILE:HG21	1:M:309:LEU:HD23	1.92	0.52
1:A:517:THR:CB	1:G:39:VAL:CG2	2.86	0.51
1:B:202:PRO:O	1:B:203:TYR:HB2	2.08	0.51
1:C:183:LEU:CD1	1:C:184:GLN:HG3	2.39	0.51
1:E:180:GLY:HA3	1:E:381:VAL:O	2.11	0.51
1:F:202:PRO:O	1:F:203:TYR:HB2	2.08	0.51

Continued on next page...

Continued from previous page...

Atom-1	Atom-2	Interatomic distance (Å)	Clash overlap (Å)
1:I:183:LEU:CD1	1:I:184:GLN:HG3	2.40	0.51
1:J:266:THR:CG2	1:J:273:VAL:H	2.22	0.51
1:M:136:VAL:CG1	1:M:137:PRO:HD3	2.40	0.51
1:B:180:GLY:HA3	1:B:381:VAL:O	2.10	0.51
1:C:51:LYS:NZ	1:D:114:MET:CE	2.73	0.51
1:H:69:MET:CE	1:I:41:ASP:HB2	2.36	0.51
1:H:266:THR:CG2	1:H:273:VAL:H	2.22	0.51
1:I:291:ASP:OD2	1:I:368:ARG:HD2	2.10	0.51
1:I:301:ILE:HG21	1:I:309:LEU:HD23	1.92	0.51
1:J:136:VAL:CG1	1:J:137:PRO:HD3	2.40	0.51
1:B:51:LYS:NZ	1:C:114:MET:CE	2.73	0.51
1:D:180:GLY:HA3	1:D:381:VAL:O	2.10	0.51
1:D:183:LEU:CD1	1:D:184:GLN:HG3	2.39	0.51
1:F:180:GLY:HA3	1:F:381:VAL:O	2.10	0.51
1:H:291:ASP:OD2	1:H:368:ARG:HD2	2.10	0.51
1:C:160:LYS:HB2	1:C:160:LYS:NZ	2.26	0.51
1:D:160:LYS:HB2	1:D:160:LYS:NZ	2.26	0.51
1:E:310:GLU:OE1	1:E:310:GLU:N	2.44	0.51
1:G:310:GLU:OE1	1:G:310:GLU:N	2.44	0.51
1:H:39:VAL:HG21	1:N:517:THR:OG1	2.11	0.51
1:J:90:THR:O	1:J:94:VAL:HG13	2.10	0.51
1:N:291:ASP:OD2	1:N:368:ARG:HD2	2.10	0.51
1:A:371:LYS:CB	1:A:374:GLY:N	2.74	0.51
1:B:193:MET:CE	1:B:292:ILE:HG12	2.41	0.51
1:E:383:ALA:O	1:E:384:ALA:HB3	2.11	0.51
1:F:310:GLU:OE1	1:F:310:GLU:N	2.44	0.51
1:G:371:LYS:CB	1:G:374:GLY:N	2.74	0.51
1:I:517:THR:OG1	1:J:39:VAL:HG21	2.11	0.51
1:K:183:LEU:CD1	1:K:184:GLN:HG3	2.40	0.51
1:K:190:VAL:CG1	1:K:334:ASP:HB2	2.35	0.51
1:L:517:THR:OG1	1:M:39:VAL:HG21	2.11	0.51
1:D:176:THR:HG22	1:D:177:VAL:N	2.25	0.51
1:F:193:MET:CE	1:F:292:ILE:HG12	2.41	0.51
1:J:73:MET:HG2	1:K:47:PRO:CD	2.41	0.51
1:J:183:LEU:CD1	1:J:184:GLN:HG3	2.40	0.51
1:J:183:LEU:HD12	1:J:184:GLN:HG3	1.91	0.51
1:K:73:MET:HG2	1:L:47:PRO:CD	2.41	0.51
1:L:90:THR:O	1:L:94:VAL:HG13	2.10	0.51
1:L:301:ILE:HG21	1:L:309:LEU:HD23	1.92	0.51
1:A:51:LYS:NZ	1:B:114:MET:CE	2.73	0.51
1:A:218:PRO:CB	1:A:246:PRO:HG2	2.32	0.51

Continued on next page...

Continued from previous page...

Atom-1	Atom-2	Interatomic distance (Å)	Clash overlap (Å)
1:B:160:LYS:HB2	1:B:160:LYS:NZ	2.26	0.51
1:B:371:LYS:CB	1:B:374:GLY:N	2.74	0.51
1:B:458:CYS:SG	1:B:480:ALA:HB1	2.51	0.51
1:D:193:MET:CE	1:D:292:ILE:HG12	2.41	0.51
1:D:383:ALA:O	1:D:384:ALA:HB3	2.11	0.51
1:E:39:VAL:CG2	1:F:517:THR:HG21	2.01	0.51
1:F:176:THR:HG22	1:F:177:VAL:N	2.25	0.51
1:F:383:ALA:O	1:F:384:ALA:HB3	2.11	0.51
1:G:180:GLY:HA3	1:G:381:VAL:O	2.10	0.51
1:K:136:VAL:CG1	1:K:137:PRO:HD3	2.40	0.51
1:A:114:MET:CE	1:G:51:LYS:HZ3	2.24	0.51
1:B:41:ASP:CA	1:C:69:MET:HE3	2.41	0.51
1:B:310:GLU:OE1	1:B:310:GLU:N	2.44	0.51
1:D:310:GLU:OE1	1:D:310:GLU:N	2.44	0.51
1:F:371:LYS:CB	1:F:374:GLY:N	2.74	0.51
1:H:136:VAL:CG1	1:H:137:PRO:HD3	2.40	0.51
1:H:513:LEU:HD13	1:I:49:ILE:CD1	2.28	0.51
1:L:73:MET:HG2	1:M:47:PRO:CD	2.41	0.51
1:A:160:LYS:HB2	1:A:160:LYS:NZ	2.26	0.51
1:A:176:THR:HG22	1:A:177:VAL:N	2.25	0.51
1:A:521:VAL:O	1:G:41:ASP:HB3	2.07	0.51
1:B:193:MET:HA	1:B:375:GLY:N	2.26	0.51
1:C:287:ALA:HB1	1:C:368:ARG:NH1	2.26	0.51
1:E:39:VAL:CG2	1:F:517:THR:CB	2.86	0.51
1:E:458:CYS:SG	1:E:480:ALA:HB1	2.51	0.51
1:H:69:MET:HE1	1:I:41:ASP:CB	2.36	0.51
1:H:193:MET:HA	1:H:375:GLY:CA	2.41	0.51
1:H:333:ILE:HG21	1:H:378:VAL:CG2	2.36	0.51
1:I:73:MET:HG2	1:J:47:PRO:CD	2.41	0.51
1:I:183:LEU:HD12	1:I:184:GLN:HG3	1.91	0.51
1:J:301:ILE:HG21	1:J:309:LEU:HD23	1.92	0.51
1:N:193:MET:HA	1:N:375:GLY:CA	2.41	0.51
1:A:287:ALA:HB1	1:A:368:ARG:NH1	2.26	0.51
1:B:287:ALA:HB1	1:B:368:ARG:NH1	2.26	0.51
1:C:193:MET:CE	1:C:292:ILE:HG12	2.41	0.51
1:C:310:GLU:N	1:C:310:GLU:OE1	2.44	0.51
1:C:458:CYS:SG	1:C:480:ALA:HB1	2.51	0.51
1:F:209:GLU:OE1	1:F:209:GLU:N	2.44	0.51
1:G:193:MET:HA	1:G:375:GLY:N	2.26	0.51
1:G:287:ALA:HB1	1:G:368:ARG:NH1	2.26	0.51
1:I:136:VAL:CG1	1:I:137:PRO:HD3	2.40	0.51

Continued on next page...

Continued from previous page...

Atom-1	Atom-2	Interatomic distance (Å)	Clash overlap (Å)
1:K:517:THR:OG1	1:L:39:VAL:HG21	2.11	0.51
1:L:136:VAL:CG1	1:L:137:PRO:HD3	2.40	0.51
1:A:39:VAL:CG2	1:B:517:THR:CB	2.86	0.50
1:A:180:GLY:HA3	1:A:381:VAL:O	2.11	0.50
1:A:310:GLU:OE1	1:A:310:GLU:N	2.44	0.50
1:A:383:ALA:O	1:A:384:ALA:HB3	2.11	0.50
1:C:383:ALA:O	1:C:384:ALA:HB3	2.11	0.50
1:D:193:MET:HA	1:D:375:GLY:N	2.26	0.50
1:D:287:ALA:HB1	1:D:368:ARG:NH1	2.26	0.50
1:E:86:GLY:HA3	1:E:401:HIS:NE2	2.10	0.50
1:E:193:MET:CE	1:E:292:ILE:HG12	2.41	0.50
1:E:193:MET:HA	1:E:375:GLY:N	2.26	0.50
1:F:41:ASP:CA	1:G:69:MET:HE1	2.40	0.50
1:G:193:MET:CE	1:G:292:ILE:HG12	2.41	0.50
1:G:383:ALA:O	1:G:384:ALA:HB3	2.11	0.50
1:J:202:PRO:O	1:J:203:TYR:HB2	2.11	0.50
1:M:69:MET:HE3	1:N:41:ASP:CG	2.32	0.50
1:M:202:PRO:O	1:M:203:TYR:HB2	2.11	0.50
1:N:202:PRO:O	1:N:203:TYR:HB2	2.11	0.50
1:A:174:VAL:H	1:A:194:GLN:HE22	1.60	0.50
1:B:209:GLU:OE1	1:B:209:GLU:N	2.44	0.50
1:E:41:ASP:HB3	1:F:521:VAL:O	2.07	0.50
1:F:51:LYS:NZ	1:G:114:MET:CE	2.73	0.50
1:F:458:CYS:SG	1:F:480:ALA:HB1	2.51	0.50
1:G:458:CYS:SG	1:G:480:ALA:HB1	2.51	0.50
1:H:517:THR:OG1	1:I:39:VAL:HG21	2.11	0.50
1:L:413:ALA:HB3	1:L:417:VAL:HG22	1.93	0.50
1:M:404:ARG:CG	1:M:404:ARG:NH1	2.71	0.50
1:M:517:THR:OG1	1:N:39:VAL:HG21	2.11	0.50
1:N:371:LYS:O	1:N:375:GLY:N	2.44	0.50
1:N:413:ALA:HB3	1:N:417:VAL:HG22	1.93	0.50
1:A:194:GLN:CB	1:A:375:GLY:N	2.75	0.50
1:E:51:LYS:NZ	1:F:114:MET:HE1	2.26	0.50
1:E:371:LYS:CB	1:E:374:GLY:N	2.74	0.50
1:G:174:VAL:H	1:G:194:GLN:HE22	1.60	0.50
1:H:404:ARG:CG	1:H:404:ARG:NH1	2.71	0.50
1:H:413:ALA:HB3	1:H:417:VAL:HG22	1.93	0.50
1:M:73:MET:HG2	1:N:47:PRO:CD	2.41	0.50
1:B:174:VAL:H	1:B:194:GLN:HE22	1.60	0.50
1:C:180:GLY:HA3	1:C:381:VAL:O	2.10	0.50
1:C:209:GLU:OE1	1:C:209:GLU:N	2.44	0.50

Continued on next page...

Continued from previous page...

Atom-1	Atom-2	Interatomic distance (Å)	Clash overlap (Å)
1:D:194:GLN:CB	1:D:375:GLY:N	2.75	0.50
1:D:371:LYS:CB	1:D:374:GLY:N	2.74	0.50
1:E:209:GLU:N	1:E:209:GLU:OE1	2.44	0.50
1:E:287:ALA:HB1	1:E:368:ARG:NH1	2.26	0.50
1:G:176:THR:HG22	1:G:177:VAL:N	2.25	0.50
1:I:193:MET:HA	1:I:375:GLY:CA	2.41	0.50
1:J:517:THR:OG1	1:K:39:VAL:HG21	2.11	0.50
1:K:301:ILE:HG21	1:K:309:LEU:HD23	1.92	0.50
1:A:114:MET:HE1	1:G:51:LYS:NZ	2.27	0.50
1:A:271:VAL:HG12	1:A:273:VAL:HG23	1.94	0.50
1:B:271:VAL:HG12	1:B:273:VAL:HG23	1.94	0.50
1:E:194:GLN:CB	1:E:375:GLY:N	2.75	0.50
1:F:287:ALA:HB1	1:F:368:ARG:NH1	2.27	0.50
1:K:371:LYS:O	1:K:375:GLY:N	2.44	0.50
1:M:371:LYS:O	1:M:375:GLY:N	2.44	0.50
1:A:319:GLN:O	1:A:336:VAL:HG23	2.12	0.50
1:C:371:LYS:CB	1:C:374:GLY:N	2.74	0.50
1:E:160:LYS:HB2	1:E:160:LYS:NZ	2.26	0.50
1:E:176:THR:HG22	1:E:177:VAL:N	2.25	0.50
1:G:194:GLN:CB	1:G:375:GLY:N	2.75	0.50
1:G:271:VAL:HG12	1:G:273:VAL:HG23	1.94	0.50
1:H:73:MET:HG2	1:I:47:PRO:CD	2.41	0.50
1:K:202:PRO:O	1:K:203:TYR:HB2	2.11	0.50
1:L:202:PRO:O	1:L:203:TYR:HB2	2.11	0.50
1:B:194:GLN:CB	1:B:375:GLY:N	2.75	0.50
1:C:193:MET:HA	1:C:375:GLY:N	2.26	0.50
1:C:194:GLN:CB	1:C:375:GLY:N	2.75	0.50
1:C:319:GLN:O	1:C:336:VAL:HG23	2.12	0.50
1:E:319:GLN:O	1:E:336:VAL:HG23	2.12	0.50
1:F:193:MET:HA	1:F:375:GLY:N	2.26	0.50
1:G:218:PRO:CB	1:G:246:PRO:HG2	2.32	0.50
1:H:202:PRO:O	1:H:203:TYR:HB2	2.11	0.50
1:L:193:MET:HA	1:L:375:GLY:CA	2.41	0.50
1:L:221:LEU:HD23	1:L:249:ILE:HD12	1.94	0.50
1:C:174:VAL:H	1:C:194:GLN:HE22	1.60	0.50
1:F:174:VAL:H	1:F:194:GLN:HE22	1.60	0.50
1:F:271:VAL:HG12	1:F:273:VAL:HG23	1.94	0.50
1:G:160:LYS:NZ	1:G:160:LYS:HB2	2.26	0.50
1:H:287:ALA:HB1	1:H:368:ARG:NH1	2.27	0.50
1:I:202:PRO:O	1:I:203:TYR:HB2	2.11	0.50
1:I:371:LYS:O	1:I:375:GLY:N	2.44	0.50

Continued on next page...

Continued from previous page...

Atom-1	Atom-2	Interatomic distance (Å)	Clash overlap (Å)
1:M:193:MET:HA	1:M:375:GLY:CA	2.41	0.50
1:M:413:ALA:HB3	1:M:417:VAL:HG22	1.93	0.50
1:N:404:ARG:CG	1:N:404:ARG:NH1	2.71	0.50
1:A:136:VAL:HG12	1:A:137:PRO:N	2.27	0.50
1:A:193:MET:CE	1:A:292:ILE:HG12	2.41	0.50
1:B:41:ASP:OD2	1:C:522:THR:HB	2.12	0.50
1:B:136:VAL:HG12	1:B:137:PRO:N	2.27	0.50
1:D:39:VAL:CG2	1:E:517:THR:CB	2.86	0.50
1:E:200:LEU:HG	1:E:276:VAL:HA	1.93	0.50
1:F:39:VAL:CG2	1:G:517:THR:OG1	2.60	0.50
1:F:319:GLN:O	1:F:336:VAL:HG23	2.12	0.50
1:H:221:LEU:HD23	1:H:249:ILE:HD12	1.94	0.50
1:H:223:ALA:O	1:H:251:ALA:HA	2.12	0.50
1:H:371:LYS:O	1:H:375:GLY:N	2.44	0.50
1:J:371:LYS:O	1:J:375:GLY:N	2.44	0.50
1:K:193:MET:HA	1:K:375:GLY:CA	2.41	0.50
1:K:252:GLU:O	1:K:253:ASP:HB2	2.12	0.50
1:L:223:ALA:O	1:L:251:ALA:HA	2.12	0.50
1:M:221:LEU:HD23	1:M:249:ILE:HD12	1.94	0.50
1:M:310:GLU:OE1	1:M:310:GLU:N	2.45	0.50
1:A:41:ASP:OD2	1:B:522:THR:HB	2.12	0.49
1:B:383:ALA:O	1:B:384:ALA:HB3	2.11	0.49
1:C:234:LEU:O	1:C:238:GLU:HG3	2.12	0.49
1:D:458:CYS:SG	1:D:480:ALA:HB1	2.51	0.49
1:E:41:ASP:OD2	1:F:522:THR:HB	2.12	0.49
1:G:209:GLU:OE1	1:G:209:GLU:N	2.44	0.49
1:I:287:ALA:HB1	1:I:368:ARG:NH1	2.27	0.49
1:J:310:GLU:OE1	1:J:310:GLU:N	2.45	0.49
1:K:90:THR:O	1:K:94:VAL:HG13	2.10	0.49
1:L:371:LYS:O	1:L:375:GLY:N	2.44	0.49
1:N:221:LEU:HD23	1:N:249:ILE:HD12	1.94	0.49
1:N:287:ALA:HB1	1:N:368:ARG:NH1	2.27	0.49
1:A:193:MET:HA	1:A:375:GLY:N	2.26	0.49
1:A:458:CYS:SG	1:A:480:ALA:HB1	2.51	0.49
1:B:234:LEU:O	1:B:238:GLU:HG3	2.12	0.49
1:D:319:GLN:O	1:D:336:VAL:HG23	2.12	0.49
1:E:234:LEU:O	1:E:238:GLU:HG3	2.13	0.49
1:F:194:GLN:CB	1:F:375:GLY:N	2.75	0.49
1:F:200:LEU:HG	1:F:276:VAL:HA	1.93	0.49
1:H:47:PRO:CD	1:N:73:MET:HG2	2.41	0.49
1:I:310:GLU:OE1	1:I:310:GLU:N	2.45	0.49

Continued on next page...

Continued from previous page...

Atom-1	Atom-2	Interatomic distance (Å)	Clash overlap (Å)
1:K:221:LEU:HD23	1:K:249:ILE:HD12	1.94	0.49
1:K:384:ALA:O	1:K:385:THR:HG23	2.13	0.49
1:K:413:ALA:HB3	1:K:417:VAL:HG22	1.93	0.49
1:N:310:GLU:OE1	1:N:310:GLU:N	2.45	0.49
1:B:39:VAL:CG2	1:C:517:THR:OG1	2.60	0.49
1:C:271:VAL:HG12	1:C:273:VAL:HG23	1.94	0.49
1:E:174:VAL:H	1:E:194:GLN:HE22	1.60	0.49
1:F:234:LEU:O	1:F:238:GLU:HG3	2.13	0.49
1:J:252:GLU:O	1:J:253:ASP:HB2	2.12	0.49
1:K:310:GLU:N	1:K:310:GLU:OE1	2.45	0.49
1:M:69:MET:HE3	1:N:41:ASP:OD1	2.12	0.49
1:A:41:ASP:CA	1:B:69:MET:HE1	2.42	0.49
1:B:206:ASN:OD1	1:B:207:LYS:HG3	2.13	0.49
1:B:260:ALA:O	1:B:264:VAL:HG23	2.13	0.49
1:C:41:ASP:OD2	1:D:522:THR:HB	2.12	0.49
1:D:51:LYS:NZ	1:E:114:MET:HE1	2.27	0.49
1:D:174:VAL:H	1:D:194:GLN:HE22	1.60	0.49
1:D:234:LEU:O	1:D:238:GLU:HG3	2.12	0.49
1:E:39:VAL:CG2	1:F:517:THR:OG1	2.60	0.49
1:F:218:PRO:CB	1:F:246:PRO:HG2	2.32	0.49
1:G:200:LEU:HG	1:G:276:VAL:HA	1.93	0.49
1:H:171:LYS:HB2	1:H:407:VAL:HG11	1.95	0.49
1:H:310:GLU:N	1:H:310:GLU:OE1	2.45	0.49
1:I:223:ALA:O	1:I:251:ALA:HA	2.12	0.49
1:J:219:PHE:O	1:J:247:LEU:HD12	2.13	0.49
1:J:221:LEU:HD23	1:J:249:ILE:HD12	1.94	0.49
1:J:287:ALA:HB1	1:J:368:ARG:NH1	2.27	0.49
1:K:223:ALA:O	1:K:251:ALA:HA	2.12	0.49
1:L:252:GLU:O	1:L:253:ASP:HB2	2.12	0.49
1:M:219:PHE:O	1:M:247:LEU:HD12	2.13	0.49
1:M:223:ALA:O	1:M:251:ALA:HA	2.12	0.49
1:A:517:THR:OG1	1:G:39:VAL:CG2	2.60	0.49
1:C:39:VAL:CG2	1:D:517:THR:OG1	2.60	0.49
1:E:206:ASN:OD1	1:E:207:LYS:HG3	2.13	0.49
1:I:221:LEU:HD23	1:I:249:ILE:HD12	1.94	0.49
1:I:252:GLU:O	1:I:253:ASP:HB2	2.12	0.49
1:J:404:ARG:CG	1:J:404:ARG:NH1	2.71	0.49
1:L:310:GLU:OE1	1:L:310:GLU:N	2.45	0.49
1:L:384:ALA:O	1:L:385:THR:HG23	2.13	0.49
1:N:219:PHE:O	1:N:247:LEU:HD12	2.13	0.49
1:A:39:VAL:CG2	1:B:517:THR:OG1	2.60	0.49

Continued on next page...

Continued from previous page...

Atom-1	Atom-2	Interatomic distance (Å)	Clash overlap (Å)
1:A:260:ALA:O	1:A:264:VAL:HG23	2.13	0.49
1:B:319:GLN:O	1:B:336:VAL:HG23	2.12	0.49
1:C:245:LYS:HE3	1:D:231:ARG:HH21	1.70	0.49
1:D:41:ASP:HB3	1:E:521:VAL:O	2.07	0.49
1:E:271:VAL:HG12	1:E:273:VAL:HG23	1.94	0.49
1:G:260:ALA:O	1:G:264:VAL:HG23	2.13	0.49
1:H:219:PHE:O	1:H:247:LEU:HD12	2.13	0.49
1:I:219:PHE:O	1:I:247:LEU:HD12	2.13	0.49
1:J:413:ALA:HB3	1:J:417:VAL:HG22	1.93	0.49
1:K:193:MET:HE2	1:K:292:ILE:HG12	1.93	0.49
1:M:287:ALA:HB1	1:M:368:ARG:NH1	2.27	0.49
1:A:522:THR:HB	1:G:41:ASP:OD2	2.12	0.49
1:C:266:THR:CG2	1:C:273:VAL:H	2.26	0.49
1:D:39:VAL:CG2	1:E:517:THR:OG1	2.60	0.49
1:D:200:LEU:HG	1:D:276:VAL:HA	1.93	0.49
1:E:260:ALA:O	1:E:264:VAL:HG23	2.13	0.49
1:H:136:VAL:HG12	1:H:137:PRO:CD	2.43	0.49
1:J:384:ALA:O	1:J:385:THR:HG23	2.13	0.49
1:K:325:ILE:HG22	1:K:330:THR:HA	1.95	0.49
1:L:190:VAL:CG1	1:L:334:ASP:HB2	2.35	0.49
1:M:193:MET:HE2	1:M:292:ILE:HG12	1.93	0.49
1:A:200:LEU:HG	1:A:276:VAL:HA	1.93	0.49
1:A:209:GLU:OE1	1:A:209:GLU:N	2.44	0.49
1:C:60:ILE:O	1:C:75:LYS:HE3	2.13	0.49
1:C:136:VAL:HG12	1:C:137:PRO:N	2.27	0.49
1:C:193:MET:HE3	1:C:292:ILE:HG12	1.94	0.49
1:C:206:ASN:OD1	1:C:207:LYS:HG3	2.13	0.49
1:D:206:ASN:OD1	1:D:207:LYS:HG3	2.13	0.49
1:F:41:ASP:OD2	1:G:522:THR:HB	2.12	0.49
1:G:266:THR:HG22	1:G:271:VAL:O	2.13	0.49
1:G:319:GLN:O	1:G:336:VAL:HG23	2.12	0.49
1:H:384:ALA:O	1:H:385:THR:HG23	2.13	0.49
1:I:190:VAL:CG1	1:I:334:ASP:HB2	2.35	0.49
1:I:384:ALA:O	1:I:385:THR:HG23	2.13	0.49
1:I:413:ALA:HB3	1:I:417:VAL:HG22	1.93	0.49
1:J:193:MET:HA	1:J:375:GLY:CA	2.41	0.49
1:N:384:ALA:O	1:N:385:THR:HG23	2.13	0.49
1:A:69:MET:HE1	1:G:41:ASP:CA	2.42	0.49
1:A:206:ASN:OD1	1:A:207:LYS:HG3	2.13	0.49
1:B:266:THR:HG22	1:B:271:VAL:O	2.13	0.49
1:C:239:ALA:O	1:C:314:LEU:HD11	2.13	0.49

Continued on next page...

Continued from previous page...

Atom-1	Atom-2	Interatomic distance (Å)	Clash overlap (Å)
1:D:60:ILE:O	1:D:75:LYS:HE3	2.13	0.49
1:D:266:THR:HG22	1:D:271:VAL:O	2.13	0.49
1:E:60:ILE:O	1:E:75:LYS:HE3	2.13	0.49
1:E:331:THR:OG1	1:E:376:VAL:HG21	2.00	0.49
1:F:160:LYS:HB2	1:F:160:LYS:NZ	2.26	0.49
1:K:287:ALA:HB1	1:K:368:ARG:NH1	2.27	0.49
1:K:331:THR:OG1	1:K:376:VAL:CB	2.61	0.49
1:L:325:ILE:HG22	1:L:330:THR:HA	1.95	0.49
1:L:404:ARG:CG	1:L:404:ARG:NH1	2.71	0.49
1:M:252:GLU:O	1:M:253:ASP:HB2	2.12	0.49
1:M:384:ALA:O	1:M:385:THR:HG23	2.13	0.49
1:N:136:VAL:HG12	1:N:137:PRO:CD	2.43	0.49
1:A:234:LEU:O	1:A:238:GLU:HG3	2.12	0.49
1:C:413:ALA:HB3	1:C:417:VAL:HG22	1.95	0.49
1:D:41:ASP:CA	1:E:69:MET:HE3	2.41	0.49
1:D:271:VAL:HG12	1:D:273:VAL:HG23	1.94	0.49
1:E:266:THR:HG22	1:E:271:VAL:O	2.13	0.49
1:F:254:VAL:HG12	1:F:259:LEU:HB2	1.95	0.49
1:G:234:LEU:O	1:G:238:GLU:HG3	2.12	0.49
1:G:254:VAL:HG12	1:G:259:LEU:HB2	1.95	0.49
1:G:266:THR:CG2	1:G:273:VAL:H	2.26	0.49
1:I:171:LYS:HB2	1:I:407:VAL:HG11	1.94	0.49
1:J:171:LYS:HB2	1:J:407:VAL:HG11	1.94	0.49
1:J:223:ALA:O	1:J:251:ALA:HA	2.12	0.49
1:K:234:LEU:O	1:K:238:GLU:HG3	2.13	0.49
1:L:136:VAL:HG12	1:L:137:PRO:CD	2.43	0.49
1:L:219:PHE:O	1:L:247:LEU:HD12	2.13	0.49
1:L:287:ALA:HB1	1:L:368:ARG:NH1	2.27	0.49
1:M:136:VAL:HG12	1:M:137:PRO:CD	2.43	0.49
1:B:413:ALA:HB3	1:B:417:VAL:HG22	1.95	0.48
1:E:266:THR:CG2	1:E:273:VAL:H	2.26	0.48
1:F:206:ASN:OD1	1:F:207:LYS:HG3	2.13	0.48
1:G:413:ALA:HB3	1:G:417:VAL:HG22	1.95	0.48
1:J:325:ILE:HG22	1:J:330:THR:HA	1.95	0.48
1:K:219:PHE:O	1:K:247:LEU:HD12	2.13	0.48
1:A:60:ILE:O	1:A:75:LYS:HE3	2.13	0.48
1:B:183:LEU:CD2	1:B:384:ALA:HB2	2.44	0.48
1:F:60:ILE:O	1:F:75:LYS:HE3	2.13	0.48
1:G:60:ILE:O	1:G:75:LYS:HE3	2.13	0.48
1:J:331:THR:OG1	1:J:376:VAL:CB	2.61	0.48
1:A:239:ALA:O	1:A:314:LEU:HD11	2.13	0.48

Continued on next page...

Continued from previous page...

Atom-1	Atom-2	Interatomic distance (Å)	Clash overlap (Å)
1:A:413:ALA:HB3	1:A:417:VAL:HG22	1.95	0.48
1:B:60:ILE:O	1:B:75:LYS:HE3	2.13	0.48
1:C:183:LEU:CD2	1:C:384:ALA:HB2	2.44	0.48
1:C:200:LEU:HG	1:C:276:VAL:HA	1.93	0.48
1:D:183:LEU:CD2	1:D:384:ALA:HB2	2.44	0.48
1:F:239:ALA:O	1:F:314:LEU:HD11	2.13	0.48
1:F:413:ALA:HB3	1:F:417:VAL:HG22	1.95	0.48
1:L:234:LEU:O	1:L:238:GLU:HG3	2.13	0.48
1:N:223:ALA:O	1:N:251:ALA:HA	2.12	0.48
1:N:252:GLU:O	1:N:253:ASP:HB2	2.12	0.48
1:B:200:LEU:HG	1:B:276:VAL:HA	1.93	0.48
1:D:41:ASP:OD2	1:E:522:THR:HB	2.12	0.48
1:D:413:ALA:HB3	1:D:417:VAL:HG22	1.95	0.48
1:E:183:LEU:CD2	1:E:384:ALA:HB2	2.44	0.48
1:G:239:ALA:O	1:G:314:LEU:HD11	2.13	0.48
1:G:409:GLU:HB2	1:G:498:LYS:HB2	1.96	0.48
1:I:325:ILE:HG22	1:I:330:THR:HA	1.95	0.48
1:K:404:ARG:CG	1:K:404:ARG:NH1	2.71	0.48
1:N:234:LEU:O	1:N:238:GLU:HG3	2.13	0.48
1:N:235:PRO:CG	1:N:310:GLU:HA	2.35	0.48
1:A:183:LEU:CD2	1:A:384:ALA:HB2	2.44	0.48
1:D:260:ALA:O	1:D:264:VAL:HG23	2.13	0.48
1:E:239:ALA:O	1:E:314:LEU:HD11	2.13	0.48
1:E:254:VAL:HG12	1:E:259:LEU:HB2	1.95	0.48
1:F:260:ALA:O	1:F:264:VAL:HG23	2.13	0.48
1:F:409:GLU:HB2	1:F:498:LYS:HB2	1.96	0.48
1:J:234:LEU:O	1:J:238:GLU:HG3	2.13	0.48
1:M:234:LEU:O	1:M:238:GLU:HG3	2.13	0.48
1:B:239:ALA:O	1:B:314:LEU:HD11	2.13	0.48
1:C:266:THR:HG22	1:C:271:VAL:O	2.13	0.48
1:D:331:THR:OG1	1:D:376:VAL:HG21	2.00	0.48
1:F:266:THR:HG22	1:F:271:VAL:O	2.13	0.48
1:G:70:GLY:HA2	1:G:73:MET:HE3	1.96	0.48
1:H:252:GLU:O	1:H:253:ASP:HB2	2.12	0.48
1:I:136:VAL:HG12	1:I:137:PRO:CD	2.43	0.48
1:A:51:LYS:NZ	1:B:114:MET:HE1	2.28	0.48
1:D:70:GLY:HA2	1:D:73:MET:HE3	1.96	0.48
1:E:39:VAL:HG21	1:F:517:THR:CB	2.41	0.48
1:F:41:ASP:HB3	1:G:521:VAL:O	2.07	0.48
1:F:190:VAL:HB	1:F:333:ILE:HG23	1.96	0.48
1:H:234:LEU:O	1:H:238:GLU:HG3	2.13	0.48

Continued on next page...

Continued from previous page...

Atom-1	Atom-2	Interatomic distance (Å)	Clash overlap (Å)
1:K:136:VAL:HG12	1:K:137:PRO:CD	2.43	0.48
1:K:171:LYS:HB2	1:K:407:VAL:HG11	1.94	0.48
1:N:271:VAL:HG12	1:N:273:VAL:HG23	1.96	0.48
1:A:409:GLU:HB2	1:A:498:LYS:HB2	1.96	0.48
1:B:41:ASP:HB3	1:C:521:VAL:O	2.07	0.48
1:B:331:THR:HG1	1:B:376:VAL:HG23	1.65	0.48
1:C:51:LYS:NZ	1:D:114:MET:HE1	2.29	0.48
1:C:260:ALA:O	1:C:264:VAL:HG23	2.13	0.48
1:D:266:THR:CG2	1:D:273:VAL:H	2.26	0.48
1:F:183:LEU:CD2	1:F:384:ALA:HB2	2.44	0.48
1:G:190:VAL:HB	1:G:333:ILE:HG23	1.96	0.48
1:I:193:MET:HE1	1:I:292:ILE:HG12	1.96	0.48
1:K:331:THR:HG1	1:K:376:VAL:HG11	1.73	0.48
1:L:266:THR:HG22	1:L:271:VAL:O	2.14	0.48
1:L:331:THR:OG1	1:L:376:VAL:CB	2.61	0.48
1:M:271:VAL:HG12	1:M:273:VAL:HG23	1.96	0.48
1:N:331:THR:OG1	1:N:376:VAL:CB	2.61	0.48
1:A:41:ASP:HB2	1:B:69:MET:CE	2.35	0.48
1:A:254:VAL:HG12	1:A:259:LEU:HB2	1.95	0.48
1:A:266:THR:HG22	1:A:271:VAL:O	2.13	0.48
1:B:90:THR:O	1:B:94:VAL:HG13	2.14	0.48
1:B:218:PRO:CB	1:B:246:PRO:HG2	2.32	0.48
1:B:266:THR:CG2	1:B:273:VAL:H	2.26	0.48
1:C:51:LYS:HZ1	1:D:114:MET:HE3	1.78	0.48
1:D:239:ALA:O	1:D:314:LEU:HD11	2.13	0.48
1:E:190:VAL:HB	1:E:333:ILE:HG23	1.96	0.48
1:H:266:THR:HG22	1:H:271:VAL:O	2.14	0.48
1:L:235:PRO:CG	1:L:310:GLU:HA	2.35	0.48
1:A:190:VAL:HB	1:A:333:ILE:HG23	1.96	0.48
1:B:39:VAL:CG2	1:C:517:THR:CB	2.86	0.48
1:C:39:VAL:CG2	1:D:517:THR:CB	2.86	0.48
1:G:206:ASN:OD1	1:G:207:LYS:HG3	2.13	0.48
1:J:235:PRO:CG	1:J:310:GLU:HA	2.35	0.48
1:L:185:ASP:OD1	1:L:382:GLY:N	2.46	0.48
1:N:325:ILE:HG22	1:N:330:THR:HA	1.95	0.48
1:A:266:THR:CG2	1:A:273:VAL:H	2.26	0.47
1:B:409:GLU:HB2	1:B:498:LYS:HB2	1.96	0.47
1:D:51:LYS:HZ1	1:E:114:MET:HE3	1.79	0.47
1:D:190:VAL:HB	1:D:333:ILE:HG23	1.96	0.47
1:D:305:ILE:HB	1:D:307:MET:HE2	1.96	0.47
1:E:409:GLU:HB2	1:E:498:LYS:HB2	1.96	0.47

Continued on next page...

Continued from previous page...

Atom-1	Atom-2	Interatomic distance (Å)	Clash overlap (Å)
1:G:90:THR:O	1:G:94:VAL:HG13	2.14	0.47
1:I:185:ASP:OD1	1:I:382:GLY:N	2.46	0.47
1:J:136:VAL:HG12	1:J:137:PRO:CD	2.43	0.47
1:M:171:LYS:HB2	1:M:407:VAL:HG11	1.94	0.47
1:M:325:ILE:HG22	1:M:330:THR:HA	1.95	0.47
1:N:171:LYS:HB2	1:N:407:VAL:HG11	1.94	0.47
1:A:51:LYS:HZ3	1:B:114:MET:HE1	1.79	0.47
1:B:51:LYS:HZ1	1:C:114:MET:HE3	1.79	0.47
1:C:254:VAL:HG12	1:C:259:LEU:HB2	1.95	0.47
1:F:90:THR:O	1:F:94:VAL:HG13	2.14	0.47
1:G:136:VAL:HG12	1:G:137:PRO:N	2.27	0.47
1:H:325:ILE:HG22	1:H:330:THR:HA	1.95	0.47
1:I:234:LEU:O	1:I:238:GLU:HG3	2.13	0.47
1:K:185:ASP:OD1	1:K:382:GLY:N	2.46	0.47
1:M:331:THR:OG1	1:M:376:VAL:CB	2.61	0.47
1:E:223:ALA:O	1:E:251:ALA:HA	2.15	0.47
1:F:266:THR:CG2	1:F:273:VAL:H	2.26	0.47
1:I:266:THR:HG22	1:I:271:VAL:O	2.14	0.47
1:M:209:GLU:OE1	1:M:209:GLU:N	2.46	0.47
1:M:266:THR:HG22	1:M:271:VAL:O	2.14	0.47
1:C:41:ASP:CA	1:D:69:MET:HE3	2.44	0.47
1:D:136:VAL:HG12	1:D:137:PRO:N	2.27	0.47
1:F:51:LYS:HZ3	1:G:114:MET:HE1	1.79	0.47
1:F:236:VAL:O	1:F:240:VAL:HG23	2.15	0.47
1:H:234:LEU:N	1:H:235:PRO:HD2	2.30	0.47
1:H:331:THR:OG1	1:H:376:VAL:CB	2.61	0.47
1:J:180:GLY:HA3	1:J:381:VAL:O	2.14	0.47
1:M:180:GLY:HA3	1:M:381:VAL:O	2.14	0.47
1:N:239:ALA:O	1:N:314:LEU:HD11	2.14	0.47
1:A:41:ASP:HA	1:B:69:MET:CE	2.45	0.47
1:A:134:LEU:HD21	1:A:425:LYS:NZ	2.30	0.47
1:A:182:GLY:HA2	1:A:383:ALA:HB3	1.97	0.47
1:A:236:VAL:O	1:A:240:VAL:HG23	2.15	0.47
1:B:39:VAL:HG21	1:C:517:THR:CB	2.41	0.47
1:C:223:ALA:O	1:C:251:ALA:HA	2.15	0.47
1:E:413:ALA:HB3	1:E:417:VAL:HG22	1.95	0.47
1:G:183:LEU:CD2	1:G:384:ALA:HB2	2.44	0.47
1:I:271:VAL:HG12	1:I:273:VAL:HG23	1.96	0.47
1:J:193:MET:HE3	1:J:292:ILE:HG12	1.95	0.47
1:K:180:GLY:HA3	1:K:381:VAL:O	2.14	0.47
1:K:234:LEU:N	1:K:235:PRO:HD2	2.30	0.47

Continued on next page...

Continued from previous page...

Atom-1	Atom-2	Interatomic distance (Å)	Clash overlap (Å)
1:K:266:THR:HG22	1:K:271:VAL:O	2.14	0.47
1:L:136:VAL:HG13	1:L:137:PRO:HD3	1.97	0.47
1:L:171:LYS:HB2	1:L:407:VAL:HG11	1.94	0.47
1:A:90:THR:O	1:A:94:VAL:HG13	2.14	0.47
1:B:41:ASP:HA	1:C:69:MET:CE	2.45	0.47
1:G:134:LEU:HD21	1:G:425:LYS:NZ	2.30	0.47
1:G:236:VAL:O	1:G:240:VAL:HG23	2.15	0.47
1:J:185:ASP:OD1	1:J:382:GLY:N	2.46	0.47
1:M:206:ASN:OD1	1:M:207:LYS:HG3	2.15	0.47
1:N:209:GLU:OE1	1:N:209:GLU:N	2.46	0.47
1:N:266:THR:HG22	1:N:271:VAL:O	2.14	0.47
1:A:69:MET:CE	1:G:41:ASP:HA	2.45	0.47
1:B:190:VAL:HB	1:B:333:ILE:HG23	1.96	0.47
1:B:236:VAL:O	1:B:240:VAL:HG23	2.15	0.47
1:B:254:VAL:HG12	1:B:259:LEU:HB2	1.95	0.47
1:B:305:ILE:HB	1:B:307:MET:HE2	1.96	0.47
1:C:90:THR:O	1:C:94:VAL:HG13	2.14	0.47
1:C:190:VAL:HB	1:C:333:ILE:HG23	1.96	0.47
1:C:236:VAL:O	1:C:240:VAL:HG23	2.15	0.47
1:C:353:ILE:HD13	1:C:366:GLN:HG2	1.97	0.47
1:D:209:GLU:OE1	1:D:209:GLU:N	2.44	0.47
1:D:236:VAL:O	1:D:240:VAL:HG23	2.15	0.47
1:F:182:GLY:HA2	1:F:383:ALA:HB3	1.97	0.47
1:G:223:ALA:O	1:G:251:ALA:HA	2.14	0.47
1:I:331:THR:OG1	1:I:376:VAL:CB	2.61	0.47
1:J:271:VAL:HG12	1:J:273:VAL:HG23	1.96	0.47
1:K:206:ASN:ND2	1:K:214:GLU:H	2.11	0.47
1:M:136:VAL:HG13	1:M:137:PRO:HD3	1.97	0.47
1:M:185:ASP:OD1	1:M:382:GLY:N	2.46	0.47
1:N:180:GLY:HA3	1:N:381:VAL:O	2.14	0.47
1:N:206:ASN:OD1	1:N:207:LYS:HG3	2.15	0.47
1:A:223:ALA:O	1:A:251:ALA:HA	2.15	0.47
1:B:51:LYS:HZ3	1:C:114:MET:HE1	1.80	0.47
1:B:353:ILE:HD13	1:B:366:GLN:HG2	1.97	0.47
1:C:41:ASP:HA	1:D:69:MET:CE	2.45	0.47
1:D:90:THR:O	1:D:94:VAL:HG13	2.14	0.47
1:D:409:GLU:HB2	1:D:498:LYS:HB2	1.96	0.47
1:E:236:VAL:O	1:E:240:VAL:HG23	2.15	0.47
1:F:39:VAL:HG21	1:G:517:THR:CB	2.41	0.47
1:G:185:ASP:OD1	1:G:382:GLY:N	2.48	0.47
1:H:239:ALA:O	1:H:314:LEU:HD11	2.15	0.47

Continued on next page...

Continued from previous page...

Atom-1	Atom-2	Interatomic distance (Å)	Clash overlap (Å)
1:H:271:VAL:HG12	1:H:273:VAL:HG23	1.96	0.47
1:I:239:ALA:O	1:I:314:LEU:HD11	2.15	0.47
1:M:239:ALA:O	1:M:314:LEU:HD11	2.15	0.47
1:C:134:LEU:HD21	1:C:425:LYS:NZ	2.30	0.47
1:C:409:GLU:HB2	1:C:498:LYS:HB2	1.96	0.47
1:D:169:VAL:HG13	1:D:377:ALA:HB2	1.97	0.47
1:D:223:ALA:O	1:D:251:ALA:HA	2.14	0.47
1:E:245:LYS:HE3	1:F:231:ARG:HH21	1.70	0.47
1:F:185:ASP:OD1	1:F:382:GLY:N	2.48	0.47
1:I:69:MET:HE1	1:J:41:ASP:CB	2.38	0.47
1:L:180:GLY:HA3	1:L:381:VAL:O	2.14	0.47
1:L:206:ASN:OD1	1:L:207:LYS:HG3	2.15	0.47
1:L:239:ALA:O	1:L:314:LEU:HD11	2.15	0.47
1:D:73:MET:O	1:D:76:GLU:HB2	2.15	0.47
1:E:169:VAL:HG13	1:E:377:ALA:HB2	1.97	0.47
1:I:180:GLY:HA3	1:I:381:VAL:O	2.14	0.47
1:I:206:ASN:ND2	1:I:214:GLU:H	2.11	0.47
1:I:234:LEU:N	1:I:235:PRO:HD2	2.30	0.47
1:L:209:GLU:OE1	1:L:209:GLU:N	2.46	0.47
1:M:234:LEU:N	1:M:235:PRO:HD2	2.30	0.47
1:B:223:ALA:O	1:B:251:ALA:HA	2.14	0.46
1:C:169:VAL:HG13	1:C:377:ALA:HB2	1.97	0.46
1:C:331:THR:OG1	1:C:376:VAL:HG21	2.00	0.46
1:C:366:GLN:O	1:C:369:VAL:HG22	2.15	0.46
1:E:90:THR:O	1:E:94:VAL:HG13	2.14	0.46
1:E:325:ILE:HG22	1:E:330:THR:HA	1.98	0.46
1:F:169:VAL:HG13	1:F:377:ALA:HB2	1.97	0.46
1:F:223:ALA:O	1:F:251:ALA:HA	2.15	0.46
1:H:206:ASN:OD1	1:H:207:LYS:HG3	2.15	0.46
1:H:517:THR:HG21	1:I:39:VAL:HG21	1.97	0.46
1:K:254:VAL:HG12	1:K:259:LEU:HB2	1.98	0.46
1:L:271:VAL:HG12	1:L:273:VAL:HG23	1.96	0.46
1:N:206:ASN:ND2	1:N:214:GLU:H	2.11	0.46
1:B:41:ASP:HB2	1:C:69:MET:CE	2.35	0.46
1:C:73:MET:O	1:C:76:GLU:HB2	2.15	0.46
1:F:73:MET:O	1:F:76:GLU:HB2	2.15	0.46
1:G:366:GLN:O	1:G:369:VAL:HG22	2.15	0.46
1:J:254:VAL:HG12	1:J:259:LEU:HB2	1.98	0.46
1:L:199:TYR:CZ	1:L:327:LYS:HA	2.50	0.46
1:L:234:LEU:N	1:L:235:PRO:HD2	2.30	0.46
1:A:325:ILE:HG22	1:A:330:THR:HA	1.98	0.46

Continued on next page...

Continued from previous page...

Atom-1	Atom-2	Interatomic distance (Å)	Clash overlap (Å)
1:A:524:LEU:O	1:A:526:LYS:N	2.48	0.46
1:B:182:GLY:HA2	1:B:383:ALA:HB3	1.97	0.46
1:B:524:LEU:O	1:B:526:LYS:N	2.49	0.46
1:C:215:LEU:HB2	1:C:323:VAL:HG22	1.98	0.46
1:C:524:LEU:O	1:C:526:LYS:N	2.48	0.46
1:D:254:VAL:HG12	1:D:259:LEU:HB2	1.95	0.46
1:D:524:LEU:O	1:D:526:LYS:N	2.48	0.46
1:E:182:GLY:HA2	1:E:383:ALA:HB3	1.97	0.46
1:E:524:LEU:O	1:E:526:LYS:N	2.48	0.46
1:F:136:VAL:HG12	1:F:137:PRO:N	2.27	0.46
1:F:325:ILE:HG22	1:F:330:THR:HA	1.98	0.46
1:F:366:GLN:O	1:F:369:VAL:HG22	2.15	0.46
1:J:239:ALA:O	1:J:314:LEU:HD11	2.15	0.46
1:J:266:THR:HG22	1:J:271:VAL:O	2.14	0.46
1:J:524:LEU:O	1:J:526:LYS:N	2.49	0.46
1:L:193:MET:HE1	1:L:292:ILE:HG12	1.95	0.46
1:B:68:ASN:O	1:B:72:GLN:HG2	2.15	0.46
1:B:215:LEU:HB2	1:B:323:VAL:HG22	1.98	0.46
1:D:134:LEU:HD21	1:D:425:LYS:NZ	2.30	0.46
1:E:41:ASP:CA	1:F:69:MET:HE1	2.44	0.46
1:E:73:MET:O	1:E:76:GLU:HB2	2.15	0.46
1:E:134:LEU:HD21	1:E:425:LYS:NZ	2.30	0.46
1:E:171:LYS:HB2	1:E:407:VAL:HG11	1.98	0.46
1:F:134:LEU:HD21	1:F:425:LYS:NZ	2.30	0.46
1:F:331:THR:OG1	1:F:376:VAL:HG21	2.00	0.46
1:G:325:ILE:HG22	1:G:330:THR:HA	1.98	0.46
1:J:199:TYR:CZ	1:J:327:LYS:HA	2.51	0.46
1:J:206:ASN:ND2	1:J:214:GLU:H	2.11	0.46
1:J:206:ASN:OD1	1:J:207:LYS:HG3	2.15	0.46
1:K:271:VAL:HG12	1:K:273:VAL:HG23	1.96	0.46
1:L:76:GLU:CG	1:M:46:ALA:HB2	2.45	0.46
1:A:70:GLY:HA2	1:A:73:MET:HE3	1.97	0.46
1:B:41:ASP:CB	1:C:69:MET:HE3	2.46	0.46
1:B:325:ILE:HG22	1:B:330:THR:HA	1.98	0.46
1:C:199:TYR:CZ	1:C:327:LYS:HA	2.51	0.46
1:D:325:ILE:HG22	1:D:330:THR:HA	1.98	0.46
1:I:333:ILE:HG21	1:I:378:VAL:CG2	2.36	0.46
1:J:234:LEU:N	1:J:235:PRO:HD2	2.30	0.46
1:K:199:TYR:CZ	1:K:327:LYS:HA	2.51	0.46
1:M:199:TYR:CZ	1:M:327:LYS:HA	2.51	0.46
1:M:217:SER:N	1:M:218:PRO:CD	2.79	0.46

Continued on next page...

Continued from previous page...

Atom-1	Atom-2	Interatomic distance (Å)	Clash overlap (Å)
1:N:199:TYR:CZ	1:N:327:LYS:HA	2.50	0.46
1:N:234:LEU:N	1:N:235:PRO:HD2	2.30	0.46
1:A:73:MET:O	1:A:76:GLU:HB2	2.15	0.46
1:C:68:ASN:O	1:C:72:GLN:HG2	2.15	0.46
1:D:199:TYR:CZ	1:D:327:LYS:HA	2.51	0.46
1:D:215:LEU:HB2	1:D:323:VAL:HG22	1.98	0.46
1:E:51:LYS:HZ3	1:F:114:MET:HE1	1.81	0.46
1:E:185:ASP:OD1	1:E:382:GLY:N	2.48	0.46
1:F:41:ASP:HA	1:G:69:MET:CE	2.45	0.46
1:F:171:LYS:HB2	1:F:407:VAL:HG11	1.98	0.46
1:F:215:LEU:HB2	1:F:323:VAL:HG22	1.98	0.46
1:F:353:ILE:HD13	1:F:366:GLN:HG2	1.97	0.46
1:G:524:LEU:O	1:G:526:LYS:N	2.48	0.46
1:H:180:GLY:HA3	1:H:381:VAL:O	2.14	0.46
1:H:199:TYR:CZ	1:H:327:LYS:HA	2.50	0.46
1:H:209:GLU:OE1	1:H:209:GLU:N	2.46	0.46
1:H:353:ILE:HD13	1:H:366:GLN:HG2	1.98	0.46
1:I:199:TYR:CZ	1:I:327:LYS:HA	2.50	0.46
1:K:136:VAL:HG13	1:K:137:PRO:HD3	1.97	0.46
1:K:236:VAL:O	1:K:240:VAL:HG23	2.16	0.46
1:A:39:VAL:HG21	1:B:517:THR:CB	2.41	0.46
1:B:134:LEU:HD21	1:B:425:LYS:NZ	2.30	0.46
1:E:68:ASN:O	1:E:72:GLN:HG2	2.15	0.46
1:G:73:MET:O	1:G:76:GLU:HB2	2.15	0.46
1:H:136:VAL:HG13	1:H:137:PRO:HD3	1.97	0.46
1:I:524:LEU:O	1:I:526:LYS:N	2.49	0.46
1:J:236:VAL:O	1:J:240:VAL:HG23	2.16	0.46
1:K:524:LEU:O	1:K:526:LYS:N	2.49	0.46
1:A:68:ASN:O	1:A:72:GLN:HG2	2.15	0.46
1:C:41:ASP:CA	1:D:69:MET:HE1	2.46	0.46
1:C:325:ILE:HG22	1:C:330:THR:HA	1.98	0.46
1:D:68:ASN:O	1:D:72:GLN:HG2	2.15	0.46
1:E:215:LEU:HB2	1:E:323:VAL:HG22	1.98	0.46
1:F:68:ASN:O	1:F:72:GLN:HG2	2.15	0.46
1:F:524:LEU:O	1:F:526:LYS:N	2.49	0.46
1:I:236:VAL:O	1:I:240:VAL:HG23	2.16	0.46
1:K:206:ASN:OD1	1:K:207:LYS:HG3	2.15	0.46
1:K:239:ALA:O	1:K:314:LEU:HD11	2.15	0.46
1:L:217:SER:N	1:L:218:PRO:CD	2.79	0.46
1:L:236:VAL:O	1:L:240:VAL:HG23	2.16	0.46
1:L:254:VAL:HG12	1:L:259:LEU:HB2	1.98	0.46

Continued on next page...

Continued from previous page...

Atom-1	Atom-2	Interatomic distance (Å)	Clash overlap (Å)
1:M:236:VAL:O	1:M:240:VAL:HG23	2.16	0.46
1:N:353:ILE:HD13	1:N:366:GLN:HG2	1.98	0.46
1:A:215:LEU:HB2	1:A:323:VAL:HG22	1.98	0.46
1:A:366:GLN:O	1:A:369:VAL:HG22	2.15	0.46
1:B:199:TYR:CZ	1:B:327:LYS:HA	2.51	0.46
1:D:171:LYS:HB2	1:D:407:VAL:HG11	1.98	0.46
1:D:353:ILE:HD13	1:D:366:GLN:HG2	1.97	0.46
1:E:136:VAL:HG12	1:E:137:PRO:N	2.27	0.46
1:E:366:GLN:O	1:E:369:VAL:HG22	2.15	0.46
1:I:206:ASN:OD1	1:I:207:LYS:HG3	2.15	0.46
1:I:254:VAL:HG12	1:I:259:LEU:HB2	1.98	0.46
1:N:136:VAL:HG13	1:N:137:PRO:HD3	1.97	0.46
1:A:353:ILE:HD13	1:A:366:GLN:HG2	1.97	0.46
1:B:169:VAL:HG13	1:B:377:ALA:HB2	1.97	0.46
1:D:366:GLN:O	1:D:369:VAL:HG22	2.15	0.46
1:E:384:ALA:O	1:E:385:THR:HG23	2.16	0.46
1:G:171:LYS:HB2	1:G:407:VAL:HG11	1.98	0.46
1:G:182:GLY:HA2	1:G:383:ALA:HB3	1.97	0.46
1:G:215:LEU:HB2	1:G:323:VAL:HG22	1.98	0.46
1:N:85:ALA:C	1:N:401:HIS:HE1	2.19	0.46
1:A:182:GLY:HA2	1:A:383:ALA:CB	2.46	0.45
1:B:51:LYS:NZ	1:C:114:MET:HE1	2.31	0.45
1:B:366:GLN:O	1:B:369:VAL:HG22	2.15	0.45
1:D:41:ASP:HB2	1:E:69:MET:CE	2.35	0.45
1:D:193:MET:HE1	1:D:292:ILE:HG12	1.97	0.45
1:E:182:GLY:HA2	1:E:383:ALA:CB	2.46	0.45
1:E:199:TYR:CZ	1:E:327:LYS:HA	2.51	0.45
1:G:169:VAL:HG13	1:G:377:ALA:HB2	1.97	0.45
1:G:353:ILE:HD13	1:G:366:GLN:HG2	1.97	0.45
1:I:85:ALA:C	1:I:401:HIS:HE1	2.19	0.45
1:J:136:VAL:HG13	1:J:137:PRO:HD3	1.97	0.45
1:J:284:ARG:HH12	1:J:364:LYS:NZ	2.14	0.45
1:L:69:MET:HE1	1:M:41:ASP:CB	2.39	0.45
1:L:206:ASN:ND2	1:L:214:GLU:H	2.12	0.45
1:N:236:VAL:O	1:N:240:VAL:HG23	2.16	0.45
1:D:182:GLY:HA2	1:D:383:ALA:HB3	1.97	0.45
1:D:404:ARG:HH11	1:D:404:ARG:CG	2.30	0.45
1:H:236:VAL:O	1:H:240:VAL:HG23	2.16	0.45
1:I:217:SER:N	1:I:218:PRO:CD	2.79	0.45
1:M:516:THR:O	1:N:37:ASN:HB2	2.17	0.45
1:N:183:LEU:CD2	1:N:384:ALA:HB2	2.45	0.45

Continued on next page...

Continued from previous page...

Atom-1	Atom-2	Interatomic distance (Å)	Clash overlap (Å)
1:N:524:LEU:O	1:N:526:LYS:N	2.49	0.45
1:B:182:GLY:HA2	1:B:383:ALA:CB	2.46	0.45
1:C:182:GLY:HA2	1:C:383:ALA:HB3	1.97	0.45
1:D:182:GLY:HA2	1:D:383:ALA:CB	2.46	0.45
1:D:384:ALA:O	1:D:385:THR:HG23	2.16	0.45
1:E:353:ILE:HD13	1:E:366:GLN:HG2	1.97	0.45
1:H:193:MET:HE3	1:H:292:ILE:HG12	1.98	0.45
1:I:136:VAL:HG13	1:I:137:PRO:HD3	1.97	0.45
1:L:190:VAL:HG22	1:L:333:ILE:HG23	1.51	0.45
1:A:169:VAL:HG13	1:A:377:ALA:HB2	1.97	0.45
1:C:404:ARG:HH11	1:C:404:ARG:CG	2.29	0.45
1:H:46:ALA:HB2	1:N:76:GLU:CG	2.45	0.45
1:I:517:THR:HG21	1:J:39:VAL:HG21	1.97	0.45
1:J:217:SER:N	1:J:218:PRO:CD	2.79	0.45
1:J:242:LYS:C	1:J:244:GLY:N	2.70	0.45
1:J:516:THR:O	1:K:37:ASN:HB2	2.17	0.45
1:K:209:GLU:OE1	1:K:209:GLU:N	2.46	0.45
1:K:516:THR:O	1:L:37:ASN:HB2	2.17	0.45
1:M:76:GLU:CG	1:N:46:ALA:HB2	2.45	0.45
1:N:185:ASP:OD1	1:N:382:GLY:N	2.46	0.45
1:N:217:SER:N	1:N:218:PRO:CD	2.79	0.45
1:A:193:MET:HE2	1:A:292:ILE:HG12	1.98	0.45
1:B:73:MET:O	1:B:76:GLU:HB2	2.15	0.45
1:C:39:VAL:HG21	1:D:517:THR:CB	2.41	0.45
1:C:182:GLY:HA2	1:C:383:ALA:CB	2.46	0.45
1:K:242:LYS:C	1:K:244:GLY:N	2.70	0.45
1:N:254:VAL:HG12	1:N:259:LEU:HB2	1.98	0.45
1:A:199:TYR:CZ	1:A:327:LYS:HA	2.51	0.45
1:B:51:LYS:HZ3	1:C:114:MET:CE	2.29	0.45
1:D:185:ASP:OD1	1:D:382:GLY:N	2.48	0.45
1:D:392:LYS:O	1:D:396:VAL:HG23	2.17	0.45
1:E:245:LYS:HZ1	1:F:231:ARG:HH22	0.52	0.45
1:F:182:GLY:HA2	1:F:383:ALA:CB	2.46	0.45
1:H:524:LEU:O	1:H:526:LYS:N	2.49	0.45
1:K:190:VAL:HG22	1:K:333:ILE:HG23	1.51	0.45
1:K:217:SER:N	1:K:218:PRO:CD	2.79	0.45
1:M:183:LEU:CD2	1:M:384:ALA:HB2	2.45	0.45
1:A:369:VAL:HG23	1:A:370:ALA:N	2.32	0.45
1:A:404:ARG:HH11	1:A:404:ARG:CG	2.29	0.45
1:B:392:LYS:O	1:B:396:VAL:HG23	2.17	0.45
1:C:41:ASP:HB3	1:D:521:VAL:O	2.07	0.45

Continued on next page...

Continued from previous page...

Atom-1	Atom-2	Interatomic distance (Å)	Clash overlap (Å)
1:F:369:VAL:HG23	1:F:370:ALA:N	2.32	0.45
1:F:392:LYS:O	1:F:396:VAL:HG23	2.17	0.45
1:G:68:ASN:O	1:G:72:GLN:HG2	2.15	0.45
1:G:369:VAL:HG23	1:G:370:ALA:N	2.32	0.45
1:I:353:ILE:HD13	1:I:366:GLN:HG2	1.98	0.45
1:M:85:ALA:C	1:M:401:HIS:HE1	2.19	0.45
1:A:217:SER:N	1:A:218:PRO:HD3	2.32	0.45
1:B:217:SER:N	1:B:218:PRO:HD3	2.32	0.45
1:B:384:ALA:O	1:B:385:THR:HG23	2.16	0.45
1:B:404:ARG:HH11	1:B:404:ARG:CG	2.29	0.45
1:C:384:ALA:O	1:C:385:THR:HG23	2.16	0.45
1:F:384:ALA:O	1:F:385:THR:HG23	2.16	0.45
1:H:85:ALA:C	1:H:401:HIS:HE1	2.19	0.45
1:H:217:SER:N	1:H:218:PRO:CD	2.79	0.45
1:I:209:GLU:OE1	1:I:209:GLU:N	2.46	0.45
1:A:217:SER:N	1:A:218:PRO:CD	2.80	0.45
1:A:231:ARG:HH21	1:G:245:LYS:HE3	1.70	0.45
1:F:404:ARG:HH11	1:F:404:ARG:CG	2.30	0.45
1:G:234:LEU:N	1:G:235:PRO:HD2	2.32	0.45
1:I:284:ARG:HH12	1:I:364:LYS:NZ	2.14	0.45
1:J:176:THR:HG22	1:J:177:VAL:H	1.82	0.45
1:K:284:ARG:HH12	1:K:364:LYS:NZ	2.14	0.45
1:L:353:ILE:HD13	1:L:366:GLN:HG2	1.98	0.45
1:M:524:LEU:O	1:M:526:LYS:N	2.49	0.45
1:A:171:LYS:HB2	1:A:407:VAL:HG11	1.98	0.45
1:A:234:LEU:N	1:A:235:PRO:HD2	2.32	0.45
1:A:305:ILE:HB	1:A:307:MET:HE2	1.99	0.45
1:A:392:LYS:O	1:A:396:VAL:HG23	2.17	0.45
1:B:217:SER:N	1:B:218:PRO:CD	2.80	0.45
1:B:369:VAL:HG23	1:B:370:ALA:N	2.32	0.45
1:C:171:LYS:HB2	1:C:407:VAL:HG11	1.98	0.45
1:C:217:SER:N	1:C:218:PRO:CD	2.80	0.45
1:C:392:LYS:O	1:C:396:VAL:HG23	2.17	0.45
1:E:348:GLN:O	1:E:352:GLN:HG2	2.17	0.45
1:E:369:VAL:HG23	1:E:370:ALA:N	2.32	0.45
1:F:70:GLY:HA2	1:F:73:MET:HE3	1.99	0.45
1:G:182:GLY:HA2	1:G:383:ALA:CB	2.46	0.45
1:G:217:SER:N	1:G:218:PRO:CD	2.80	0.45
1:G:404:ARG:HH11	1:G:404:ARG:CG	2.30	0.45
1:H:37:ASN:HB2	1:N:516:THR:O	2.17	0.45
1:I:242:LYS:C	1:I:244:GLY:N	2.70	0.45

Continued on next page...

Continued from previous page...

Atom-1	Atom-2	Interatomic distance (Å)	Clash overlap (Å)
1:J:85:ALA:C	1:J:401:HIS:HE1	2.19	0.45
1:J:144:ILE:HG23	1:J:403:THR:HG21	1.99	0.45
1:K:302:SER:H	1:K:307:MET:HE1	1.82	0.45
1:L:242:LYS:C	1:L:244:GLY:N	2.70	0.45
1:L:284:ARG:HH12	1:L:364:LYS:NZ	2.14	0.45
1:M:206:ASN:ND2	1:M:214:GLU:H	2.11	0.45
1:A:218:PRO:HD2	1:A:320:ALA:O	2.17	0.44
1:A:384:ALA:O	1:A:385:THR:HG23	2.16	0.44
1:C:185:ASP:OD1	1:C:382:GLY:N	2.48	0.44
1:C:218:PRO:HD2	1:C:320:ALA:O	2.17	0.44
1:C:234:LEU:N	1:C:235:PRO:HD2	2.32	0.44
1:F:199:TYR:CZ	1:F:327:LYS:HA	2.51	0.44
1:F:234:LEU:N	1:F:235:PRO:HD2	2.32	0.44
1:G:217:SER:N	1:G:218:PRO:HD3	2.32	0.44
1:G:348:GLN:O	1:G:352:GLN:HG2	2.17	0.44
1:G:392:LYS:O	1:G:396:VAL:HG23	2.17	0.44
1:H:76:GLU:CG	1:I:46:ALA:HB2	2.45	0.44
1:H:183:LEU:CD2	1:H:384:ALA:HB2	2.45	0.44
1:J:209:GLU:OE1	1:J:209:GLU:N	2.46	0.44
1:J:517:THR:HG21	1:K:39:VAL:HG21	1.97	0.44
1:L:516:THR:O	1:M:37:ASN:HB2	2.17	0.44
1:M:176:THR:HG22	1:M:177:VAL:H	1.82	0.44
1:M:353:ILE:HD13	1:M:366:GLN:HG2	1.98	0.44
1:E:41:ASP:HA	1:F:69:MET:CE	2.45	0.44
1:E:70:GLY:HA2	1:E:73:MET:HE3	1.99	0.44
1:G:384:ALA:O	1:G:385:THR:HG23	2.16	0.44
1:H:155:ASP:OD1	1:H:157:THR:HB	2.18	0.44
1:J:333:ILE:HG21	1:J:378:VAL:CG2	2.36	0.44
1:K:155:ASP:OD1	1:K:157:THR:HB	2.18	0.44
1:K:353:ILE:HD13	1:K:366:GLN:HG2	1.98	0.44
1:L:302:SER:H	1:L:307:MET:HE1	1.82	0.44
1:C:217:SER:N	1:C:218:PRO:HD3	2.32	0.44
1:C:369:VAL:HG23	1:C:370:ALA:N	2.32	0.44
1:D:234:LEU:N	1:D:235:PRO:HD2	2.32	0.44
1:G:199:TYR:CZ	1:G:327:LYS:HA	2.51	0.44
1:H:254:VAL:HG12	1:H:259:LEU:HB2	1.98	0.44
1:I:371:LYS:HA	1:I:374:GLY:CA	2.47	0.44
1:K:144:ILE:HG23	1:K:403:THR:HG21	1.99	0.44
1:K:176:THR:HG22	1:K:177:VAL:H	1.82	0.44
1:N:144:ILE:HG23	1:N:403:THR:HG21	1.99	0.44
1:N:217:SER:N	1:N:218:PRO:HD3	2.33	0.44

Continued on next page...

Continued from previous page...

Atom-1	Atom-2	Interatomic distance (Å)	Clash overlap (Å)
1:B:234:LEU:N	1:B:235:PRO:HD2	2.32	0.44
1:D:369:VAL:HG23	1:D:370:ALA:N	2.32	0.44
1:E:218:PRO:HD2	1:E:320:ALA:O	2.17	0.44
1:E:234:LEU:N	1:E:235:PRO:HD2	2.32	0.44
1:F:217:SER:N	1:F:218:PRO:HD3	2.32	0.44
1:F:348:GLN:O	1:F:352:GLN:HG2	2.17	0.44
1:J:353:ILE:HD13	1:J:366:GLN:HG2	1.98	0.44
1:L:336:VAL:O	1:L:337:GLY:C	2.56	0.44
1:M:242:LYS:C	1:M:244:GLY:N	2.70	0.44
1:M:254:VAL:HG12	1:M:259:LEU:HB2	1.98	0.44
1:N:155:ASP:OD1	1:N:157:THR:HB	2.18	0.44
1:A:210:THR:O	1:A:210:THR:HG22	2.18	0.44
1:B:218:PRO:HD2	1:B:320:ALA:O	2.17	0.44
1:C:348:GLN:O	1:C:352:GLN:HG2	2.17	0.44
1:E:217:SER:N	1:E:218:PRO:HD3	2.32	0.44
1:H:217:SER:N	1:H:218:PRO:HD3	2.33	0.44
1:H:392:LYS:O	1:H:396:VAL:HG23	2.18	0.44
1:I:155:ASP:OD1	1:I:157:THR:HB	2.18	0.44
1:I:217:SER:N	1:I:218:PRO:HD3	2.33	0.44
1:I:516:THR:O	1:J:37:ASN:HB2	2.17	0.44
1:J:155:ASP:OD1	1:J:157:THR:HB	2.18	0.44
1:K:336:VAL:O	1:K:337:GLY:C	2.56	0.44
1:L:524:LEU:O	1:L:526:LYS:N	2.49	0.44
1:M:392:LYS:O	1:M:396:VAL:HG23	2.18	0.44
1:N:284:ARG:HH12	1:N:364:LYS:NZ	2.14	0.44
1:N:392:LYS:O	1:N:396:VAL:HG23	2.18	0.44
1:C:245:LYS:HZ1	1:D:231:ARG:HH22	0.52	0.44
1:D:193:MET:CA	1:D:375:GLY:N	2.81	0.44
1:D:210:THR:O	1:D:210:THR:HG22	2.18	0.44
1:F:210:THR:O	1:F:210:THR:HG22	2.18	0.44
1:H:144:ILE:HG23	1:H:403:THR:HG21	1.99	0.44
1:H:176:THR:HG22	1:H:177:VAL:H	1.82	0.44
1:H:242:LYS:C	1:H:244:GLY:N	2.70	0.44
1:H:284:ARG:HH12	1:H:364:LYS:NZ	2.14	0.44
1:H:371:LYS:HA	1:H:374:GLY:CA	2.47	0.44
1:I:144:ILE:HG23	1:I:403:THR:HG21	1.99	0.44
1:J:217:SER:N	1:J:218:PRO:HD3	2.33	0.44
1:L:176:THR:HG22	1:L:177:VAL:H	1.82	0.44
1:L:260:ALA:O	1:L:264:VAL:HG23	2.18	0.44
1:M:284:ARG:HH12	1:M:364:LYS:NZ	2.14	0.44
1:N:193:MET:HE1	1:N:292:ILE:HG12	2.00	0.44

Continued on next page...

Continued from previous page...

Atom-1	Atom-2	Interatomic distance (Å)	Clash overlap (Å)
1:B:240:VAL:HG11	1:B:247:LEU:HB2	2.00	0.44
1:C:193:MET:CA	1:C:375:GLY:N	2.81	0.44
1:C:461:GLU:HA	1:C:462:PRO:HD3	1.89	0.44
1:D:217:SER:N	1:D:218:PRO:HD3	2.32	0.44
1:D:348:GLN:O	1:D:352:GLN:HG2	2.17	0.44
1:E:193:MET:CA	1:E:375:GLY:N	2.81	0.44
1:E:392:LYS:O	1:E:396:VAL:HG23	2.17	0.44
1:F:218:PRO:HD2	1:F:320:ALA:O	2.17	0.44
1:H:206:ASN:ND2	1:H:214:GLU:H	2.11	0.44
1:H:516:THR:O	1:I:37:ASN:HB2	2.17	0.44
1:H:524:LEU:HD12	1:H:524:LEU:HA	1.87	0.44
1:I:215:LEU:HB2	1:I:323:VAL:HG22	2.00	0.44
1:K:183:LEU:HD13	1:K:184:GLN:N	2.33	0.44
1:L:155:ASP:OD1	1:L:157:THR:HB	2.18	0.44
1:L:183:LEU:HD13	1:L:184:GLN:N	2.33	0.44
1:L:215:LEU:HB2	1:L:323:VAL:HG22	2.00	0.44
1:L:392:LYS:O	1:L:396:VAL:HG23	2.18	0.44
1:M:217:SER:N	1:M:218:PRO:HD3	2.33	0.44
1:M:260:ALA:O	1:M:264:VAL:HG23	2.18	0.44
1:N:242:LYS:C	1:N:244:GLY:N	2.70	0.44
1:A:240:VAL:HG11	1:A:247:LEU:HB2	2.00	0.44
1:B:185:ASP:OD1	1:B:382:GLY:N	2.48	0.44
1:D:217:SER:N	1:D:218:PRO:CD	2.80	0.44
1:E:217:SER:N	1:E:218:PRO:CD	2.80	0.44
1:F:240:VAL:HG11	1:F:247:LEU:HB2	2.00	0.44
1:G:240:VAL:HG11	1:G:247:LEU:HB2	2.00	0.44
1:K:215:LEU:HB2	1:K:323:VAL:HG22	2.00	0.44
1:K:517:THR:HG21	1:L:39:VAL:HG21	1.97	0.44
1:L:144:ILE:HG23	1:L:403:THR:HG21	1.99	0.44
1:L:217:SER:N	1:L:218:PRO:HD3	2.33	0.44
1:L:333:ILE:CG2	1:L:378:VAL:CG2	2.96	0.44
1:N:260:ALA:O	1:N:264:VAL:HG23	2.18	0.44
1:A:51:LYS:HZ3	1:B:114:MET:CE	2.31	0.44
1:A:51:LYS:HZ1	1:B:114:MET:HE3	1.82	0.44
1:B:171:LYS:HB2	1:B:407:VAL:HG11	1.98	0.44
1:B:348:GLN:O	1:B:352:GLN:HG2	2.17	0.44
1:C:210:THR:O	1:C:210:THR:HG22	2.18	0.44
1:C:240:VAL:HG11	1:C:247:LEU:HB2	2.00	0.44
1:D:218:PRO:HD2	1:D:320:ALA:O	2.17	0.44
1:H:215:LEU:HB2	1:H:323:VAL:HG22	2.00	0.44
1:I:333:ILE:CG2	1:I:378:VAL:CG2	2.96	0.44

Continued on next page...

Continued from previous page...

Atom-1	Atom-2	Interatomic distance (Å)	Clash overlap (Å)
1:I:392:LYS:O	1:I:396:VAL:HG23	2.18	0.44
1:J:215:LEU:HB2	1:J:323:VAL:HG22	2.00	0.44
1:J:260:ALA:O	1:J:264:VAL:HG23	2.18	0.44
1:J:371:LYS:HA	1:J:374:GLY:CA	2.47	0.44
1:L:183:LEU:CD2	1:L:384:ALA:HB2	2.45	0.44
1:M:144:ILE:HG23	1:M:403:THR:HG21	1.99	0.44
1:M:183:LEU:HD13	1:M:184:GLN:N	2.33	0.44
1:M:336:VAL:O	1:M:337:GLY:C	2.56	0.44
1:N:176:THR:HG22	1:N:177:VAL:H	1.82	0.44
1:A:348:GLN:O	1:A:352:GLN:HG2	2.17	0.43
1:A:517:THR:HG21	1:G:39:VAL:CG2	2.01	0.43
1:D:39:VAL:HG21	1:E:517:THR:CB	2.41	0.43
1:G:210:THR:O	1:G:210:THR:HG22	2.18	0.43
1:J:336:VAL:O	1:J:337:GLY:C	2.56	0.43
1:K:85:ALA:C	1:K:401:HIS:HE1	2.19	0.43
1:K:217:SER:N	1:K:218:PRO:HD3	2.33	0.43
1:L:85:ALA:C	1:L:401:HIS:HE1	2.19	0.43
1:B:193:MET:HG2	1:B:374:GLY:N	2.33	0.43
1:B:366:GLN:HA	1:B:369:VAL:HG22	2.00	0.43
1:B:51:LYS:NZ	1:C:114:MET:HE3	2.32	0.43
1:B:193:MET:CA	1:B:375:GLY:N	2.81	0.43
1:D:193:MET:HG2	1:D:374:GLY:N	2.34	0.43
1:H:260:ALA:O	1:H:264:VAL:HG23	2.18	0.43
1:I:524:LEU:HD12	1:I:524:LEU:HA	1.87	0.43
1:J:183:LEU:HD13	1:J:184:GLN:N	2.33	0.43
1:K:260:ALA:O	1:K:264:VAL:HG23	2.18	0.43
1:A:191:GLU:HA	1:A:192:GLY:HA3	1.25	0.43
1:A:366:GLN:HA	1:A:369:VAL:HG22	2.00	0.43
1:E:193:MET:HE1	1:E:292:ILE:HG12	2.00	0.43
1:G:218:PRO:HD2	1:G:320:ALA:O	2.17	0.43
1:H:333:ILE:CG2	1:H:378:VAL:CG2	2.96	0.43
1:H:336:VAL:O	1:H:337:GLY:C	2.56	0.43
1:I:183:LEU:CD2	1:I:384:ALA:HB2	2.45	0.43
1:I:336:VAL:O	1:I:337:GLY:C	2.56	0.43
1:J:384:ALA:C	1:J:385:THR:HG23	2.39	0.43
1:K:392:LYS:O	1:K:396:VAL:HG23	2.18	0.43
1:M:325:ILE:HA	1:M:329:THR:O	2.19	0.43
1:C:366:GLN:HA	1:C:369:VAL:HG22	2.00	0.43
1:E:51:LYS:HZ1	1:F:114:MET:HE3	1.82	0.43
1:F:217:SER:N	1:F:218:PRO:CD	2.80	0.43
1:I:76:GLU:CG	1:J:46:ALA:HB2	2.45	0.43

Continued on next page...

Continued from previous page...

Atom-1	Atom-2	Interatomic distance (Å)	Clash overlap (Å)
1:I:404:ARG:CG	1:I:404:ARG:NH1	2.71	0.43
1:M:333:ILE:CG2	1:M:378:VAL:CG2	2.96	0.43
1:M:384:ALA:C	1:M:385:THR:HG23	2.39	0.43
1:N:371:LYS:HA	1:N:374:GLY:CA	2.47	0.43
1:C:51:LYS:HZ3	1:D:114:MET:HE1	1.83	0.43
1:C:305:ILE:HB	1:C:307:MET:HE2	2.01	0.43
1:F:41:ASP:HB2	1:G:69:MET:CE	2.35	0.43
1:H:235:PRO:CG	1:H:310:GLU:HA	2.35	0.43
1:J:392:LYS:O	1:J:396:VAL:HG23	2.18	0.43
1:K:333:ILE:HG21	1:K:378:VAL:CG2	2.36	0.43
1:M:215:LEU:HB2	1:M:323:VAL:HG22	2.00	0.43
1:N:183:LEU:HD13	1:N:184:GLN:N	2.33	0.43
1:B:124:VAL:HG21	1:B:508:ALA:CB	2.49	0.43
1:B:190:VAL:HG23	1:B:333:ILE:HG12	2.01	0.43
1:B:210:THR:HG22	1:B:210:THR:O	2.18	0.43
1:C:124:VAL:HG21	1:C:508:ALA:CB	2.49	0.43
1:D:41:ASP:HA	1:E:69:MET:CE	2.45	0.43
1:D:253:ASP:OD1	1:D:277:LYS:HE2	2.19	0.43
1:F:183:LEU:HD13	1:F:184:GLN:N	2.34	0.43
1:G:183:LEU:HD13	1:G:184:GLN:N	2.34	0.43
1:G:193:MET:CA	1:G:375:GLY:N	2.81	0.43
1:G:366:GLN:HA	1:G:369:VAL:HG22	2.00	0.43
1:I:176:THR:HG22	1:I:177:VAL:H	1.82	0.43
1:I:369:VAL:HG23	1:I:370:ALA:N	2.34	0.43
1:J:325:ILE:HA	1:J:329:THR:O	2.19	0.43
1:J:369:VAL:HG23	1:J:370:ALA:N	2.34	0.43
1:K:319:GLN:HB3	1:K:336:VAL:HG21	2.01	0.43
1:K:384:ALA:C	1:K:385:THR:HG23	2.39	0.43
1:L:319:GLN:HB3	1:L:336:VAL:HG21	2.01	0.43
1:A:124:VAL:HG21	1:A:508:ALA:CB	2.49	0.43
1:C:70:GLY:HA2	1:C:73:MET:HE3	2.01	0.43
1:C:183:LEU:HD13	1:C:184:GLN:N	2.34	0.43
1:C:253:ASP:OD1	1:C:277:LYS:HE2	2.19	0.43
1:F:417:VAL:HG11	1:F:488:MET:HG3	2.01	0.43
1:G:524:LEU:HD12	1:G:524:LEU:HA	1.89	0.43
1:H:342:ILE:O	1:H:346:VAL:HG23	2.19	0.43
1:I:37:ASN:ND2	1:I:51:LYS:HE3	2.34	0.43
1:L:384:ALA:C	1:L:385:THR:HG23	2.39	0.43
1:N:215:LEU:HB2	1:N:323:VAL:HG22	2.00	0.43
1:N:333:ILE:CG2	1:N:378:VAL:CG2	2.96	0.43
1:A:193:MET:CA	1:A:375:GLY:N	2.81	0.43

Continued on next page...

Continued from previous page...

Atom-1	Atom-2	Interatomic distance (Å)	Clash overlap (Å)
1:B:183:LEU:HD13	1:B:184:GLN:N	2.34	0.43
1:B:253:ASP:OD1	1:B:277:LYS:HE2	2.19	0.43
1:C:190:VAL:HG23	1:C:333:ILE:HG12	2.01	0.43
1:E:177:VAL:HA	1:E:379:ILE:O	2.19	0.43
1:E:210:THR:HG22	1:E:210:THR:O	2.18	0.43
1:F:366:GLN:HA	1:F:369:VAL:HG22	2.00	0.43
1:G:417:VAL:HG11	1:G:488:MET:HG3	2.01	0.43
1:I:240:VAL:HG11	1:I:247:LEU:HB2	2.01	0.43
1:J:37:ASN:ND2	1:J:51:LYS:HE3	2.34	0.43
1:J:342:ILE:O	1:J:346:VAL:HG23	2.19	0.43
1:K:37:ASN:ND2	1:K:51:LYS:HE3	2.34	0.43
1:K:369:VAL:HG23	1:K:370:ALA:N	2.34	0.43
1:N:46:ALA:HA	1:N:47:PRO:HD3	1.91	0.43
1:N:384:ALA:C	1:N:385:THR:HG23	2.39	0.43
1:B:41:ASP:CA	1:C:69:MET:HE1	2.49	0.43
1:D:240:VAL:HG11	1:D:247:LEU:HB2	2.00	0.43
1:E:253:ASP:OD1	1:E:277:LYS:HE2	2.19	0.43
1:G:153:ASN:O	1:G:154:SER:HB2	2.19	0.43
1:H:240:VAL:HG11	1:H:247:LEU:HB2	2.01	0.43
1:H:331:THR:HG1	1:H:376:VAL:HG11	1.73	0.43
1:I:260:ALA:O	1:I:264:VAL:HG23	2.18	0.43
1:I:325:ILE:HA	1:I:329:THR:O	2.19	0.43
1:I:384:ALA:C	1:I:385:THR:HG23	2.39	0.43
1:J:333:ILE:CG2	1:J:378:VAL:CG2	2.96	0.43
1:K:514:MET:HE3	1:K:514:MET:HB3	1.93	0.43
1:L:342:ILE:O	1:L:346:VAL:HG23	2.19	0.43
1:M:155:ASP:OD1	1:M:157:THR:HB	2.18	0.43
1:M:319:GLN:HB3	1:M:336:VAL:HG21	2.01	0.43
1:N:336:VAL:O	1:N:337:GLY:C	2.56	0.43
1:C:41:ASP:CB	1:D:69:MET:HE3	2.49	0.42
1:D:124:VAL:HG21	1:D:508:ALA:CB	2.49	0.42
1:D:366:GLN:HA	1:D:369:VAL:HG22	2.00	0.42
1:H:37:ASN:ND2	1:H:51:LYS:HE3	2.34	0.42
1:I:183:LEU:HD13	1:I:184:GLN:N	2.33	0.42
1:I:342:ILE:O	1:I:346:VAL:HG23	2.19	0.42
1:J:319:GLN:HB3	1:J:336:VAL:HG21	2.01	0.42
1:K:371:LYS:HA	1:K:374:GLY:CA	2.47	0.42
1:N:342:ILE:O	1:N:346:VAL:HG23	2.19	0.42
1:A:153:ASN:O	1:A:154:SER:HB2	2.19	0.42
1:A:190:VAL:HG23	1:A:333:ILE:HG12	2.01	0.42
1:E:240:VAL:HG11	1:E:247:LEU:HB2	2.00	0.42

Continued on next page...

Continued from previous page...

Atom-1	Atom-2	Interatomic distance (Å)	Clash overlap (Å)
1:E:417:VAL:HG11	1:E:488:MET:HG3	2.01	0.42
1:F:176:THR:HG22	1:F:177:VAL:H	1.84	0.42
1:F:253:ASP:OD1	1:F:277:LYS:HE2	2.19	0.42
1:H:185:ASP:OD1	1:H:382:GLY:N	2.46	0.42
1:H:305:ILE:HB	1:H:307:MET:HE2	2.02	0.42
1:J:240:VAL:HG11	1:J:247:LEU:HB2	2.01	0.42
1:K:325:ILE:HA	1:K:329:THR:O	2.19	0.42
1:A:185:ASP:OD1	1:A:382:GLY:N	2.48	0.42
1:A:253:ASP:OD1	1:A:277:LYS:HE2	2.19	0.42
1:E:124:VAL:HG21	1:E:508:ALA:CB	2.49	0.42
1:F:177:VAL:HA	1:F:379:ILE:O	2.19	0.42
1:H:369:VAL:HG23	1:H:370:ALA:N	2.34	0.42
1:L:37:ASN:ND2	1:L:51:LYS:HE3	2.34	0.42
1:L:461:GLU:HA	1:L:462:PRO:HD3	1.88	0.42
1:B:153:ASN:O	1:B:154:SER:HB2	2.19	0.42
1:D:190:VAL:HG23	1:D:333:ILE:HG12	2.01	0.42
1:D:406:ALA:HA	1:D:496:PRO:CB	2.50	0.42
1:E:366:GLN:HA	1:E:369:VAL:HG22	2.00	0.42
1:F:193:MET:HE2	1:F:292:ILE:HG12	2.00	0.42
1:G:124:VAL:HG21	1:G:508:ALA:CB	2.49	0.42
1:H:384:ALA:C	1:H:385:THR:HG23	2.39	0.42
1:I:305:ILE:HB	1:I:307:MET:HE2	2.02	0.42
1:N:193:MET:HE2	1:N:292:ILE:HG12	2.00	0.42
1:N:240:VAL:HG11	1:N:247:LEU:HB2	2.01	0.42
1:B:325:ILE:HA	1:B:329:THR:O	2.20	0.42
1:C:193:MET:HG2	1:C:374:GLY:N	2.34	0.42
1:E:190:VAL:HG23	1:E:333:ILE:HG12	2.01	0.42
1:F:193:MET:CA	1:F:375:GLY:N	2.81	0.42
1:H:39:VAL:HG21	1:N:517:THR:HG21	1.97	0.42
1:H:220:ILE:HD12	1:H:296:THR:HG21	2.02	0.42
1:H:325:ILE:HA	1:H:329:THR:O	2.19	0.42
1:J:183:LEU:CD2	1:J:384:ALA:HB2	2.45	0.42
1:K:381:VAL:O	1:K:382:GLY:O	2.38	0.42
1:L:210:THR:O	1:L:210:THR:HG22	2.20	0.42
1:A:183:LEU:HD13	1:A:184:GLN:N	2.34	0.42
1:A:325:ILE:HA	1:A:329:THR:O	2.20	0.42
1:B:245:LYS:HE3	1:C:231:ARG:HH21	1.70	0.42
1:C:51:LYS:NZ	1:D:114:MET:HE3	2.35	0.42
1:C:177:VAL:HA	1:C:379:ILE:O	2.19	0.42
1:F:153:ASN:O	1:F:154:SER:HB2	2.19	0.42
1:F:191:GLU:HA	1:F:192:GLY:HA3	1.25	0.42

Continued on next page...

Continued from previous page...

Atom-1	Atom-2	Interatomic distance (Å)	Clash overlap (Å)
1:G:176:THR:HG22	1:G:177:VAL:H	1.84	0.42
1:L:220:ILE:HD12	1:L:296:THR:HG21	2.02	0.42
1:M:371:LYS:HA	1:M:374:GLY:CA	2.47	0.42
1:M:381:VAL:O	1:M:382:GLY:O	2.38	0.42
1:N:37:ASN:ND2	1:N:51:LYS:HE3	2.34	0.42
1:B:193:MET:HE3	1:B:292:ILE:HG12	2.01	0.42
1:C:325:ILE:HA	1:C:329:THR:O	2.20	0.42
1:D:219:PHE:O	1:D:247:LEU:HD12	2.20	0.42
1:E:183:LEU:HD13	1:E:184:GLN:N	2.34	0.42
1:F:124:VAL:HG21	1:F:508:ALA:CB	2.49	0.42
1:G:325:ILE:HA	1:G:329:THR:O	2.20	0.42
1:H:210:THR:O	1:H:210:THR:HG22	2.20	0.42
1:H:319:GLN:HB3	1:H:336:VAL:HG21	2.01	0.42
1:H:381:VAL:O	1:H:382:GLY:O	2.38	0.42
1:I:235:PRO:CG	1:I:310:GLU:HA	2.35	0.42
1:J:76:GLU:CG	1:K:46:ALA:HB2	2.45	0.42
1:K:240:VAL:HG11	1:K:247:LEU:HB2	2.01	0.42
1:K:342:ILE:O	1:K:346:VAL:HG23	2.19	0.42
1:L:369:VAL:HG23	1:L:370:ALA:N	2.34	0.42
1:L:371:LYS:HA	1:L:374:GLY:CA	2.47	0.42
1:M:210:THR:HG22	1:M:210:THR:O	2.20	0.42
1:N:220:ILE:HD12	1:N:296:THR:HG21	2.02	0.42
1:N:524:LEU:HD12	1:N:524:LEU:HA	1.87	0.42
1:B:194:GLN:HG3	1:B:331:THR:HB	2.02	0.42
1:E:153:ASN:O	1:E:154:SER:HB2	2.19	0.42
1:F:219:PHE:O	1:F:247:LEU:HD12	2.20	0.42
1:F:242:LYS:C	1:F:244:GLY:N	2.73	0.42
1:G:190:VAL:HG23	1:G:333:ILE:HG12	2.01	0.42
1:H:183:LEU:HD13	1:H:184:GLN:N	2.33	0.42
1:I:153:ASN:O	1:I:154:SER:HB2	2.20	0.42
1:J:381:VAL:O	1:J:382:GLY:O	2.38	0.42
1:K:192:GLY:O	1:K:375:GLY:HA3	2.07	0.42
1:K:220:ILE:HD12	1:K:296:THR:HG21	2.02	0.42
1:L:325:ILE:HA	1:L:329:THR:O	2.19	0.42
1:M:182:GLY:HA2	1:M:383:ALA:HB3	2.02	0.42
1:M:220:ILE:HD12	1:M:296:THR:HG21	2.02	0.42
1:N:381:VAL:O	1:N:382:GLY:O	2.38	0.42
1:A:177:VAL:HA	1:A:379:ILE:O	2.19	0.42
1:A:194:GLN:HG3	1:A:331:THR:HB	2.02	0.42
1:A:417:VAL:HG11	1:A:488:MET:HG3	2.00	0.42
1:A:517:THR:CB	1:G:39:VAL:HG21	2.41	0.42

Continued on next page...

Continued from previous page...

Atom-1	Atom-2	Interatomic distance (Å)	Clash overlap (Å)
1:B:302:SER:O	1:B:307:MET:HE3	2.20	0.42
1:C:153:ASN:O	1:C:154:SER:HB2	2.19	0.42
1:C:219:PHE:O	1:C:247:LEU:HD12	2.20	0.42
1:C:417:VAL:HG11	1:C:488:MET:HG3	2.01	0.42
1:D:183:LEU:HD13	1:D:184:GLN:N	2.34	0.42
1:E:219:PHE:O	1:E:247:LEU:HD12	2.20	0.42
1:F:325:ILE:HA	1:F:329:THR:O	2.20	0.42
1:G:305:ILE:HB	1:G:307:MET:HE2	2.02	0.42
1:I:210:THR:O	1:I:210:THR:HG22	2.20	0.42
1:J:182:GLY:HA2	1:J:383:ALA:HB3	2.02	0.42
1:K:177:VAL:HG21	1:K:397:GLU:HG2	2.00	0.42
1:M:37:ASN:ND2	1:M:51:LYS:HE3	2.34	0.42
1:M:153:ASN:O	1:M:154:SER:HB2	2.20	0.42
1:M:240:VAL:HG11	1:M:247:LEU:HB2	2.01	0.42
1:N:153:ASN:O	1:N:154:SER:HB2	2.20	0.42
1:N:325:ILE:HA	1:N:329:THR:O	2.19	0.42
1:A:219:PHE:O	1:A:247:LEU:HD12	2.20	0.42
1:B:177:VAL:HA	1:B:379:ILE:O	2.19	0.42
1:B:219:PHE:O	1:B:247:LEU:HD12	2.20	0.42
1:B:417:VAL:HG11	1:B:488:MET:HG3	2.01	0.42
1:D:51:LYS:HZ3	1:E:114:MET:HE1	1.84	0.42
1:D:177:VAL:HA	1:D:379:ILE:O	2.19	0.42
1:E:384:ALA:O	1:E:385:THR:OG1	2.33	0.42
1:F:190:VAL:HG23	1:F:333:ILE:HG12	2.01	0.42
1:G:194:GLN:HG3	1:G:331:THR:HB	2.02	0.42
1:G:242:LYS:C	1:G:244:GLY:N	2.73	0.42
1:I:319:GLN:HB3	1:I:336:VAL:HG21	2.01	0.42
1:I:381:VAL:O	1:I:382:GLY:O	2.38	0.42
1:J:210:THR:HG22	1:J:210:THR:O	2.20	0.42
1:K:46:ALA:HA	1:K:47:PRO:HD3	1.91	0.42
1:K:183:LEU:CD2	1:K:384:ALA:HB2	2.45	0.42
1:L:153:ASN:O	1:L:154:SER:HB2	2.20	0.42
1:L:381:VAL:O	1:L:382:GLY:O	2.38	0.42
1:M:302:SER:H	1:M:307:MET:HE1	1.85	0.42
1:M:342:ILE:O	1:M:346:VAL:HG23	2.19	0.42
1:B:70:GLY:HA2	1:B:73:MET:HE3	2.02	0.41
1:B:331:THR:OG1	1:B:376:VAL:HG21	2.00	0.41
1:C:220:ILE:HD12	1:C:296:THR:HG21	2.02	0.41
1:D:41:ASP:CA	1:E:69:MET:HE1	2.49	0.41
1:D:153:ASN:O	1:D:154:SER:HB2	2.19	0.41
1:E:242:LYS:C	1:E:244:GLY:N	2.73	0.41

Continued on next page...

Continued from previous page...

Atom-1	Atom-2	Interatomic distance (Å)	Clash overlap (Å)
1:E:514:MET:HE3	1:E:514:MET:HB3	1.93	0.41
1:F:194:GLN:HG3	1:F:331:THR:HB	2.02	0.41
1:H:153:ASN:O	1:H:154:SER:HB2	2.20	0.41
1:I:220:ILE:HD12	1:I:296:THR:HG21	2.02	0.41
1:I:458:CYS:SG	1:I:480:ALA:HB1	2.60	0.41
1:J:302:SER:H	1:J:307:MET:HE1	1.85	0.41
1:J:524:LEU:HD12	1:J:524:LEU:HA	1.87	0.41
1:K:210:THR:O	1:K:210:THR:HG22	2.20	0.41
1:N:182:GLY:HA2	1:N:383:ALA:HB3	2.02	0.41
1:N:319:GLN:HB3	1:N:336:VAL:HG21	2.01	0.41
1:A:193:MET:HG2	1:A:374:GLY:N	2.34	0.41
1:B:409:GLU:OE2	1:B:498:LYS:HD2	2.21	0.41
1:C:41:ASP:HB2	1:D:69:MET:CE	2.35	0.41
1:D:417:VAL:HG11	1:D:488:MET:HG3	2.00	0.41
1:E:193:MET:HG2	1:E:374:GLY:N	2.34	0.41
1:E:325:ILE:HA	1:E:329:THR:O	2.20	0.41
1:G:219:PHE:O	1:G:247:LEU:HD12	2.20	0.41
1:I:455:VAL:HG13	1:I:460:GLU:HB2	2.03	0.41
1:J:458:CYS:SG	1:J:480:ALA:HB1	2.60	0.41
1:K:458:CYS:SG	1:K:480:ALA:HB1	2.60	0.41
1:M:458:CYS:SG	1:M:480:ALA:HB1	2.60	0.41
1:N:369:VAL:HG23	1:N:370:ALA:N	2.34	0.41
1:C:194:GLN:HG3	1:C:331:THR:HB	2.02	0.41
1:D:325:ILE:HA	1:D:329:THR:O	2.20	0.41
1:E:220:ILE:HD12	1:E:296:THR:HG21	2.02	0.41
1:F:51:LYS:HZ1	1:G:114:MET:HE3	1.85	0.41
1:G:253:ASP:OD1	1:G:277:LYS:HE2	2.19	0.41
1:H:266:THR:HG21	1:H:273:VAL:H	1.85	0.41
1:J:220:ILE:HD12	1:J:296:THR:HG21	2.02	0.41
1:C:409:GLU:OE2	1:C:498:LYS:HD2	2.21	0.41
1:D:182:GLY:O	1:D:183:LEU:O	2.38	0.41
1:D:220:ILE:HD12	1:D:296:THR:HG21	2.02	0.41
1:E:406:ALA:HA	1:E:496:PRO:CB	2.50	0.41
1:J:153:ASN:O	1:J:154:SER:HB2	2.20	0.41
1:A:23:LEU:CD2	1:A:74:VAL:HG13	2.50	0.41
1:A:266:THR:HG21	1:A:273:VAL:H	1.86	0.41
1:A:409:GLU:OE2	1:A:498:LYS:HD2	2.21	0.41
1:B:140:ASP:OD2	1:B:142:LYS:HB3	2.21	0.41
1:C:266:THR:HG21	1:C:273:VAL:H	1.86	0.41
1:D:41:ASP:CB	1:E:69:MET:HE3	2.46	0.41
1:E:51:LYS:HZ3	1:F:114:MET:CE	2.33	0.41

Continued on next page...

Continued from previous page...

Atom-1	Atom-2	Interatomic distance (Å)	Clash overlap (Å)
1:G:177:VAL:HA	1:G:379:ILE:O	2.19	0.41
1:H:455:VAL:HG13	1:H:460:GLU:HB2	2.02	0.41
1:I:202:PRO:C	1:I:204:PHE:H	2.24	0.41
1:J:455:VAL:HG13	1:J:460:GLU:HB2	2.03	0.41
1:M:369:VAL:HG23	1:M:370:ALA:N	2.34	0.41
1:N:458:CYS:SG	1:N:480:ALA:HB1	2.60	0.41
1:A:384:ALA:C	1:A:385:THR:HG23	2.41	0.41
1:A:455:VAL:HG13	1:A:460:GLU:HB2	2.03	0.41
1:B:23:LEU:CD2	1:B:74:VAL:HG13	2.50	0.41
1:B:220:ILE:HD12	1:B:296:THR:HG21	2.02	0.41
1:B:242:LYS:C	1:B:244:GLY:N	2.73	0.41
1:B:342:ILE:O	1:B:346:VAL:HG23	2.21	0.41
1:B:384:ALA:C	1:B:385:THR:HG23	2.41	0.41
1:B:455:VAL:HG13	1:B:460:GLU:HB2	2.03	0.41
1:C:176:THR:HG22	1:C:177:VAL:H	1.84	0.41
1:D:342:ILE:O	1:D:346:VAL:HG23	2.21	0.41
1:E:182:GLY:O	1:E:183:LEU:O	2.38	0.41
1:E:194:GLN:HG3	1:E:331:THR:HB	2.02	0.41
1:F:342:ILE:O	1:F:346:VAL:HG23	2.21	0.41
1:G:193:MET:HE1	1:G:292:ILE:HG12	2.01	0.41
1:H:193:MET:HE1	1:H:292:ILE:HG12	2.02	0.41
1:I:182:GLY:HA2	1:I:383:ALA:HB3	2.02	0.41
1:J:324:VAL:O	1:J:331:THR:HG22	2.21	0.41
1:K:76:GLU:CG	1:L:46:ALA:HB2	2.45	0.41
1:N:202:PRO:C	1:N:204:PHE:H	2.24	0.41
1:A:51:LYS:NZ	1:B:114:MET:HE3	2.36	0.41
1:A:140:ASP:OD2	1:A:142:LYS:HB3	2.21	0.41
1:B:406:ALA:HA	1:B:496:PRO:CB	2.50	0.41
1:C:202:PRO:C	1:C:204:PHE:H	2.24	0.41
1:D:176:THR:HG22	1:D:177:VAL:H	1.84	0.41
1:D:202:PRO:C	1:D:204:PHE:H	2.24	0.41
1:D:295:LEU:O	1:D:295:LEU:HD13	2.21	0.41
1:D:302:SER:O	1:D:307:MET:HE3	2.20	0.41
1:G:191:GLU:HB3	1:G:332:ILE:C	2.37	0.41
1:G:302:SER:O	1:G:307:MET:HE3	2.21	0.41
1:H:177:VAL:HG21	1:H:397:GLU:HG2	2.00	0.41
1:I:177:VAL:HG21	1:I:397:GLU:HG2	2.00	0.41
1:J:190:VAL:HG22	1:J:333:ILE:HG23	1.51	0.41
1:K:324:VAL:O	1:K:331:THR:HG22	2.21	0.41
1:L:82:ASN:O	1:L:86:GLY:N	2.52	0.41
1:L:182:GLY:HA2	1:L:383:ALA:HB3	2.02	0.41

Continued on next page...

Continued from previous page...

Atom-1	Atom-2	Interatomic distance (Å)	Clash overlap (Å)
1:L:240:VAL:HG11	1:L:247:LEU:HB2	2.01	0.41
1:L:458:CYS:SG	1:L:480:ALA:HB1	2.60	0.41
1:M:177:VAL:HG21	1:M:397:GLU:HG2	2.00	0.41
1:N:210:THR:O	1:N:210:THR:HG22	2.20	0.41
1:N:216:GLU:C	1:N:218:PRO:HD3	2.41	0.41
1:A:41:ASP:OD2	1:B:522:THR:CB	2.69	0.41
1:A:202:PRO:C	1:A:204:PHE:H	2.24	0.41
1:C:140:ASP:OD2	1:C:142:LYS:HB3	2.21	0.41
1:C:182:GLY:O	1:C:183:LEU:O	2.38	0.41
1:D:242:LYS:C	1:D:244:GLY:N	2.73	0.41
1:E:46:ALA:HA	1:E:47:PRO:HD3	1.93	0.41
1:F:51:LYS:HZ3	1:G:114:MET:CE	2.33	0.41
1:H:46:ALA:HA	1:H:47:PRO:HD3	1.91	0.41
1:H:182:GLY:HA2	1:H:383:ALA:HB3	2.02	0.41
1:J:216:GLU:C	1:J:218:PRO:HD3	2.41	0.41
1:K:153:ASN:O	1:K:154:SER:HB2	2.20	0.41
1:K:333:ILE:CG2	1:K:378:VAL:CG2	2.96	0.41
1:M:82:ASN:O	1:M:86:GLY:N	2.52	0.41
1:M:216:GLU:C	1:M:218:PRO:HD3	2.41	0.41
1:A:69:MET:CE	1:G:41:ASP:HB2	2.35	0.41
1:A:182:GLY:O	1:A:183:LEU:O	2.38	0.41
1:A:242:LYS:C	1:A:244:GLY:N	2.73	0.41
1:A:302:SER:O	1:A:307:MET:HE3	2.20	0.41
1:A:342:ILE:O	1:A:346:VAL:HG23	2.21	0.41
1:A:522:THR:CB	1:G:41:ASP:OD2	2.69	0.41
1:B:27:VAL:HG12	1:B:90:THR:HG23	2.03	0.41
1:B:41:ASP:OD2	1:C:522:THR:CB	2.69	0.41
1:B:47:PRO:HD3	1:C:73:MET:HG3	2.03	0.41
1:C:27:VAL:HG12	1:C:90:THR:HG23	2.03	0.41
1:C:295:LEU:HD13	1:C:295:LEU:O	2.21	0.41
1:C:302:SER:O	1:C:307:MET:HE3	2.21	0.41
1:C:342:ILE:O	1:C:346:VAL:HG23	2.21	0.41
1:C:455:VAL:HG13	1:C:460:GLU:HB2	2.03	0.41
1:D:41:ASP:OD2	1:E:522:THR:CB	2.69	0.41
1:D:47:PRO:HD3	1:E:73:MET:HG3	2.02	0.41
1:D:194:GLN:HG3	1:D:331:THR:HB	2.02	0.41
1:D:266:THR:HG21	1:D:273:VAL:H	1.85	0.41
1:D:384:ALA:C	1:D:385:THR:HG23	2.41	0.41
1:D:466:ALA:O	1:D:470:LYS:HG3	2.21	0.41
1:E:41:ASP:OD1	1:F:69:MET:CG	2.68	0.41
1:E:176:THR:HG22	1:E:177:VAL:H	1.84	0.41

Continued on next page...

Continued from previous page...

Atom-1	Atom-2	Interatomic distance (Å)	Clash overlap (Å)
1:E:302:SER:O	1:E:307:MET:HE3	2.21	0.41
1:E:342:ILE:O	1:E:346:VAL:HG23	2.21	0.41
1:F:220:ILE:HD12	1:F:296:THR:HG21	2.02	0.41
1:G:23:LEU:CD2	1:G:74:VAL:HG13	2.50	0.41
1:G:193:MET:HG2	1:G:374:GLY:N	2.33	0.41
1:G:202:PRO:C	1:G:204:PHE:H	2.24	0.41
1:G:336:VAL:O	1:G:337:GLY:C	2.59	0.41
1:G:384:ALA:C	1:G:385:THR:HG23	2.41	0.41
1:G:406:ALA:HA	1:G:496:PRO:CB	2.50	0.41
1:G:455:VAL:HG13	1:G:460:GLU:HB2	2.03	0.41
1:H:82:ASN:O	1:H:86:GLY:N	2.52	0.41
1:H:295:LEU:HD13	1:H:295:LEU:C	2.41	0.41
1:H:458:CYS:SG	1:H:480:ALA:HB1	2.60	0.41
1:H:461:GLU:HA	1:H:462:PRO:HD3	1.88	0.41
1:I:266:THR:HG21	1:I:273:VAL:H	1.85	0.41
1:J:144:ILE:HG23	1:J:403:THR:CG2	2.51	0.41
1:J:182:GLY:O	1:J:183:LEU:O	2.39	0.41
1:K:182:GLY:HA2	1:K:383:ALA:HB3	2.02	0.41
1:K:200:LEU:HG	1:K:276:VAL:HA	2.02	0.41
1:K:235:PRO:CG	1:K:310:GLU:HA	2.35	0.41
1:K:326:ASN:HD22	1:K:329:THR:HB	1.86	0.41
1:L:77:VAL:HG23	1:L:510:VAL:HG21	2.03	0.41
1:L:192:GLY:O	1:L:375:GLY:HA3	2.07	0.41
1:L:333:ILE:HG21	1:L:378:VAL:CG2	2.36	0.41
1:L:517:THR:HG21	1:M:39:VAL:HG21	1.97	0.41
1:L:524:LEU:HD12	1:L:524:LEU:HA	1.87	0.41
1:A:193:MET:C	1:A:375:GLY:HA2	2.42	0.41
1:A:336:VAL:O	1:A:337:GLY:C	2.59	0.41
1:B:176:THR:HG22	1:B:177:VAL:H	1.84	0.41
1:C:41:ASP:OD2	1:D:522:THR:CB	2.69	0.41
1:C:336:VAL:O	1:C:337:GLY:C	2.59	0.41
1:D:140:ASP:OD2	1:D:142:LYS:HB3	2.21	0.41
1:D:193:MET:C	1:D:375:GLY:HA2	2.42	0.41
1:D:242:LYS:O	1:D:243:ALA:HB3	2.21	0.41
1:E:27:VAL:HG12	1:E:90:THR:HG23	2.03	0.41
1:E:295:LEU:O	1:E:295:LEU:HD13	2.21	0.41
1:G:140:ASP:OD2	1:G:142:LYS:HB3	2.20	0.41
1:G:409:GLU:OE2	1:G:498:LYS:HD2	2.21	0.41
1:G:466:ALA:O	1:G:470:LYS:HG3	2.21	0.41
1:H:37:ASN:HD21	1:H:51:LYS:HE3	1.86	0.41
1:I:182:GLY:O	1:I:183:LEU:O	2.39	0.41

Continued on next page...

Continued from previous page...

Atom-1	Atom-2	Interatomic distance (Å)	Clash overlap (Å)
1:I:326:ASN:HD22	1:I:329:THR:HB	1.86	0.41
1:J:200:LEU:HG	1:J:276:VAL:HA	2.02	0.41
1:K:37:ASN:HD21	1:K:51:LYS:HE3	1.86	0.41
1:K:182:GLY:O	1:K:183:LEU:O	2.39	0.41
1:K:455:VAL:HG13	1:K:460:GLU:HB2	2.02	0.41
1:L:324:VAL:O	1:L:331:THR:HG22	2.21	0.41
1:L:326:ASN:HD22	1:L:329:THR:HB	1.86	0.41
1:M:37:ASN:HD21	1:M:51:LYS:HE3	1.86	0.41
1:M:326:ASN:HD22	1:M:329:THR:HB	1.86	0.41
1:N:326:ASN:HD22	1:N:329:THR:HB	1.86	0.41
1:A:104:LEU:HD23	1:A:104:LEU:HA	1.94	0.40
1:A:461:GLU:HA	1:A:462:PRO:HD3	1.89	0.40
1:C:242:LYS:O	1:C:243:ALA:HB3	2.21	0.40
1:C:384:ALA:C	1:C:385:THR:HG23	2.41	0.40
1:D:27:VAL:HG12	1:D:90:THR:HG23	2.03	0.40
1:F:466:ALA:O	1:F:470:LYS:HG3	2.21	0.40
1:J:202:PRO:C	1:J:204:PHE:H	2.24	0.40
1:K:182:GLY:HA2	1:K:383:ALA:CB	2.52	0.40
1:K:295:LEU:HD13	1:K:295:LEU:C	2.41	0.40
1:L:216:GLU:C	1:L:218:PRO:HD3	2.41	0.40
1:L:281:PHE:CE2	1:M:183:LEU:HB3	2.56	0.40
1:M:77:VAL:HG23	1:M:510:VAL:HG21	2.03	0.40
1:M:266:THR:HG21	1:M:273:VAL:H	1.85	0.40
1:M:295:LEU:HD13	1:M:295:LEU:C	2.41	0.40
1:M:517:THR:HG21	1:N:39:VAL:HG21	1.97	0.40
1:N:302:SER:H	1:N:307:MET:HE1	1.86	0.40
1:A:73:MET:HG3	1:G:47:PRO:HD3	2.03	0.40
1:B:179:ASP:HB3	1:B:389:MET:CE	2.52	0.40
1:D:409:GLU:OE2	1:D:498:LYS:HD2	2.21	0.40
1:E:41:ASP:OD2	1:F:522:THR:CB	2.69	0.40
1:E:202:PRO:C	1:E:204:PHE:H	2.24	0.40
1:F:193:MET:C	1:F:375:GLY:HA2	2.42	0.40
1:F:302:SER:O	1:F:307:MET:HE3	2.21	0.40
1:H:218:PRO:HD2	1:H:320:ALA:O	2.21	0.40
1:H:266:THR:HG22	1:H:273:VAL:H	1.87	0.40
1:I:216:GLU:C	1:I:218:PRO:HD3	2.41	0.40
1:J:326:ASN:HD22	1:J:329:THR:HB	1.86	0.40
1:K:144:ILE:HG23	1:K:403:THR:CG2	2.51	0.40
1:K:160:LYS:HB2	1:K:160:LYS:HZ2	1.85	0.40
1:K:524:LEU:HD12	1:K:524:LEU:HA	1.87	0.40
1:M:69:MET:CE	1:N:41:ASP:HB2	2.36	0.40

Continued on next page...

Continued from previous page...

Atom-1	Atom-2	Interatomic distance (Å)	Clash overlap (Å)
1:N:82:ASN:O	1:N:86:GLY:N	2.52	0.40
1:N:302:SER:H	1:N:307:MET:CE	2.35	0.40
1:B:182:GLY:O	1:B:183:LEU:O	2.38	0.40
1:B:242:LYS:O	1:B:243:ALA:HB3	2.21	0.40
1:B:336:VAL:O	1:B:337:GLY:C	2.59	0.40
1:E:242:LYS:O	1:E:243:ALA:HB3	2.21	0.40
1:F:182:GLY:O	1:F:183:LEU:O	2.39	0.40
1:F:384:ALA:C	1:F:385:THR:HG23	2.41	0.40
1:G:179:ASP:HB3	1:G:389:MET:CE	2.52	0.40
1:H:216:GLU:C	1:H:218:PRO:HD3	2.41	0.40
1:I:324:VAL:O	1:I:331:THR:HG22	2.21	0.40
1:K:202:PRO:C	1:K:204:PHE:H	2.24	0.40
1:K:517:THR:OG1	1:L:39:VAL:CG2	2.69	0.40
1:M:218:PRO:HD2	1:M:320:ALA:O	2.21	0.40
1:M:266:THR:HG22	1:M:273:VAL:H	1.87	0.40
1:M:281:PHE:CE2	1:N:183:LEU:HB3	2.56	0.40
1:N:218:PRO:HD2	1:N:320:ALA:O	2.21	0.40
1:N:295:LEU:HD13	1:N:295:LEU:C	2.41	0.40
1:A:27:VAL:HG12	1:A:90:THR:HG23	2.03	0.40
1:A:41:ASP:CA	1:B:69:MET:HE3	2.48	0.40
1:A:112:ASN:HA	1:A:113:PRO:HD3	1.98	0.40
1:B:124:VAL:O	1:B:128:VAL:HG23	2.22	0.40
1:B:295:LEU:HD13	1:B:295:LEU:O	2.21	0.40
1:C:242:LYS:C	1:C:244:GLY:N	2.73	0.40
1:D:455:VAL:HG13	1:D:460:GLU:HB2	2.03	0.40
1:E:179:ASP:HB3	1:E:389:MET:CE	2.52	0.40
1:E:193:MET:C	1:E:375:GLY:HA2	2.42	0.40
1:F:27:VAL:HG12	1:F:90:THR:HG23	2.03	0.40
1:F:41:ASP:OD2	1:G:522:THR:CB	2.69	0.40
1:F:140:ASP:OD2	1:F:142:LYS:HB3	2.21	0.40
1:H:202:PRO:C	1:H:204:PHE:H	2.24	0.40
1:J:136:VAL:HG12	1:J:137:PRO:HD3	2.03	0.40
1:J:295:LEU:C	1:J:295:LEU:HD13	2.41	0.40
1:K:266:THR:HG21	1:K:273:VAL:H	1.85	0.40
1:L:182:GLY:O	1:L:183:LEU:O	2.39	0.40
1:L:200:LEU:HG	1:L:276:VAL:HA	2.02	0.40
1:N:324:VAL:O	1:N:331:THR:HG22	2.21	0.40
1:N:455:VAL:HG13	1:N:460:GLU:HB2	2.03	0.40
1:A:124:VAL:O	1:A:128:VAL:HG23	2.22	0.40
1:A:179:ASP:HB3	1:A:389:MET:CE	2.52	0.40
1:A:220:ILE:HD12	1:A:296:THR:HG21	2.02	0.40

Continued on next page...

Continued from previous page...

Atom-1	Atom-2	Interatomic distance (Å)	Clash overlap (Å)
1:C:23:LEU:CD2	1:C:74:VAL:HG13	2.50	0.40
1:C:124:VAL:O	1:C:128:VAL:HG23	2.22	0.40
1:C:295:LEU:HD13	1:C:295:LEU:C	2.42	0.40
1:D:179:ASP:HB3	1:D:389:MET:CE	2.52	0.40
1:D:336:VAL:O	1:D:337:GLY:C	2.59	0.40
1:E:124:VAL:O	1:E:128:VAL:HG23	2.22	0.40
1:E:455:VAL:HG13	1:E:460:GLU:HB2	2.03	0.40
1:G:112:ASN:HA	1:G:113:PRO:HD3	1.98	0.40
1:G:342:ILE:O	1:G:346:VAL:HG23	2.21	0.40
1:H:326:ASN:HD22	1:H:329:THR:HB	1.86	0.40
1:H:517:THR:OG1	1:I:39:VAL:CG2	2.69	0.40
1:I:517:THR:OG1	1:J:39:VAL:CG2	2.69	0.40
1:J:266:THR:HG21	1:J:273:VAL:H	1.85	0.40
1:J:517:THR:OG1	1:K:39:VAL:CG2	2.69	0.40
1:K:77:VAL:HG23	1:K:510:VAL:HG21	2.03	0.40
1:K:82:ASN:O	1:K:86:GLY:N	2.52	0.40
1:L:266:THR:HG21	1:L:273:VAL:H	1.85	0.40
1:M:235:PRO:CG	1:M:310:GLU:HA	2.35	0.40
1:N:144:ILE:HG23	1:N:403:THR:CG2	2.51	0.40
1:N:177:VAL:HG21	1:N:397:GLU:HG2	2.00	0.40

There are no symmetry-related clashes.

5.3 Torsion angles [i](#)

5.3.1 Protein backbone [i](#)

In the following table, the Percentiles column shows the percent Ramachandran outliers of the chain as a percentile score with respect to all PDB entries followed by that with respect to all EM entries.

The Analysed column shows the number of residues for which the backbone conformation was analysed, and the total number of residues.

Mol	Chain	Analysed	Favoured	Allowed	Outliers	Percentiles	
1	A	517/547 (94%)	480 (93%)	27 (5%)	10 (2%)	8	38
1	B	517/547 (94%)	480 (93%)	27 (5%)	10 (2%)	8	38
1	C	517/547 (94%)	480 (93%)	27 (5%)	10 (2%)	8	38
1	D	517/547 (94%)	480 (93%)	27 (5%)	10 (2%)	8	38

Continued on next page...

Continued from previous page...

Mol	Chain	Analysed	Favoured	Allowed	Outliers	Percentiles	
1	E	517/547 (94%)	480 (93%)	27 (5%)	10 (2%)	8	38
1	F	517/547 (94%)	480 (93%)	27 (5%)	10 (2%)	8	38
1	G	517/547 (94%)	480 (93%)	27 (5%)	10 (2%)	8	38
1	H	517/547 (94%)	480 (93%)	25 (5%)	12 (2%)	6	34
1	I	517/547 (94%)	480 (93%)	25 (5%)	12 (2%)	6	34
1	J	517/547 (94%)	480 (93%)	25 (5%)	12 (2%)	6	34
1	K	517/547 (94%)	480 (93%)	25 (5%)	12 (2%)	6	34
1	L	517/547 (94%)	480 (93%)	25 (5%)	12 (2%)	6	34
1	M	517/547 (94%)	480 (93%)	25 (5%)	12 (2%)	6	34
1	N	517/547 (94%)	480 (93%)	25 (5%)	12 (2%)	6	34
All	All	7238/7658 (94%)	6720 (93%)	364 (5%)	154 (2%)	10	36

All (154) Ramachandran outliers are listed below:

Mol	Chain	Res	Type
1	A	410	GLY
1	B	410	GLY
1	C	410	GLY
1	D	410	GLY
1	E	410	GLY
1	F	410	GLY
1	G	410	GLY
1	A	183	LEU
1	A	256	GLY
1	A	271	VAL
1	B	183	LEU
1	B	256	GLY
1	B	271	VAL
1	C	183	LEU
1	C	256	GLY
1	C	271	VAL
1	D	183	LEU
1	D	256	GLY
1	D	271	VAL
1	E	183	LEU
1	E	256	GLY
1	E	271	VAL
1	F	183	LEU

Continued on next page...

Continued from previous page...

Mol	Chain	Res	Type
1	F	256	GLY
1	F	271	VAL
1	G	183	LEU
1	G	256	GLY
1	G	271	VAL
1	H	183	LEU
1	H	256	GLY
1	H	382	GLY
1	I	183	LEU
1	I	256	GLY
1	I	382	GLY
1	J	183	LEU
1	J	256	GLY
1	J	382	GLY
1	K	183	LEU
1	K	256	GLY
1	K	382	GLY
1	L	183	LEU
1	L	256	GLY
1	L	382	GLY
1	M	183	LEU
1	M	256	GLY
1	M	382	GLY
1	N	183	LEU
1	N	256	GLY
1	N	382	GLY
1	A	202	PRO
1	A	385	THR
1	B	202	PRO
1	B	385	THR
1	C	202	PRO
1	C	385	THR
1	D	202	PRO
1	D	385	THR
1	E	202	PRO
1	E	385	THR
1	F	202	PRO
1	F	385	THR
1	G	202	PRO
1	G	385	THR
1	H	202	PRO
1	H	271	VAL

Continued on next page...

Continued from previous page...

Mol	Chain	Res	Type
1	H	385	THR
1	I	202	PRO
1	I	271	VAL
1	I	385	THR
1	J	202	PRO
1	J	271	VAL
1	J	385	THR
1	K	202	PRO
1	K	271	VAL
1	K	385	THR
1	L	202	PRO
1	L	271	VAL
1	L	385	THR
1	M	202	PRO
1	M	271	VAL
1	M	385	THR
1	N	202	PRO
1	N	271	VAL
1	N	385	THR
1	A	253	ASP
1	B	253	ASP
1	C	253	ASP
1	D	253	ASP
1	E	253	ASP
1	F	253	ASP
1	G	253	ASP
1	H	337	GLY
1	H	383	ALA
1	I	337	GLY
1	I	383	ALA
1	J	337	GLY
1	J	383	ALA
1	K	337	GLY
1	K	383	ALA
1	L	337	GLY
1	L	383	ALA
1	M	337	GLY
1	M	383	ALA
1	N	337	GLY
1	N	383	ALA
1	A	184	GLN
1	A	201	SER

Continued on next page...

Continued from previous page...

Mol	Chain	Res	Type
1	B	184	GLN
1	B	201	SER
1	C	184	GLN
1	C	201	SER
1	D	184	GLN
1	D	201	SER
1	E	184	GLN
1	E	201	SER
1	F	184	GLN
1	F	201	SER
1	G	184	GLN
1	G	201	SER
1	H	184	GLN
1	H	253	ASP
1	H	384	ALA
1	I	184	GLN
1	I	253	ASP
1	I	384	ALA
1	J	184	GLN
1	J	253	ASP
1	J	384	ALA
1	K	184	GLN
1	K	253	ASP
1	K	384	ALA
1	L	184	GLN
1	L	253	ASP
1	L	384	ALA
1	M	184	GLN
1	M	253	ASP
1	M	384	ALA
1	N	184	GLN
1	N	253	ASP
1	N	384	ALA
1	A	382	GLY
1	B	382	GLY
1	C	382	GLY
1	D	382	GLY
1	E	382	GLY
1	F	382	GLY
1	G	382	GLY
1	N	201	SER
1	H	201	SER

Continued on next page...

Continued from previous page...

Mol	Chain	Res	Type
1	I	201	SER
1	J	201	SER
1	K	201	SER
1	L	201	SER
1	M	201	SER

5.3.2 Protein sidechains [i](#)

In the following table, the Percentiles column shows the percent sidechain outliers of the chain as a percentile score with respect to all PDB entries followed by that with respect to all EM entries.

The Analysed column shows the number of residues for which the sidechain conformation was analysed, and the total number of residues.

Mol	Chain	Analysed	Rotameric	Outliers	Percentiles
1	A	404/414 (98%)	394 (98%)	10 (2%)	47 68
1	B	404/414 (98%)	394 (98%)	10 (2%)	47 68
1	C	404/414 (98%)	394 (98%)	10 (2%)	47 68
1	D	404/414 (98%)	394 (98%)	10 (2%)	47 68
1	E	404/414 (98%)	394 (98%)	10 (2%)	47 68
1	F	404/414 (98%)	394 (98%)	10 (2%)	47 68
1	G	404/414 (98%)	394 (98%)	10 (2%)	47 68
1	H	404/414 (98%)	397 (98%)	7 (2%)	60 78
1	I	404/414 (98%)	397 (98%)	7 (2%)	60 78
1	J	404/414 (98%)	397 (98%)	7 (2%)	60 78
1	K	404/414 (98%)	397 (98%)	7 (2%)	60 78
1	L	404/414 (98%)	397 (98%)	7 (2%)	60 78
1	M	404/414 (98%)	397 (98%)	7 (2%)	60 78
1	N	404/414 (98%)	397 (98%)	7 (2%)	60 78
All	All	5656/5796 (98%)	5537 (98%)	119 (2%)	56 72

All (119) residues with a non-rotameric sidechain are listed below:

Mol	Chain	Res	Type
1	A	10	ASN
1	A	20	VAL

Continued on next page...

Continued from previous page...

Mol	Chain	Res	Type
1	A	75	LYS
1	A	94	VAL
1	A	183	LEU
1	A	289	LEU
1	A	310	GLU
1	A	328	ASP
1	A	404	ARG
1	A	499	VAL
1	B	10	ASN
1	B	20	VAL
1	B	75	LYS
1	B	94	VAL
1	B	183	LEU
1	B	289	LEU
1	B	310	GLU
1	B	328	ASP
1	B	404	ARG
1	B	499	VAL
1	C	10	ASN
1	C	20	VAL
1	C	75	LYS
1	C	94	VAL
1	C	183	LEU
1	C	289	LEU
1	C	310	GLU
1	C	328	ASP
1	C	404	ARG
1	C	499	VAL
1	D	10	ASN
1	D	20	VAL
1	D	75	LYS
1	D	94	VAL
1	D	183	LEU
1	D	289	LEU
1	D	310	GLU
1	D	328	ASP
1	D	404	ARG
1	D	499	VAL
1	E	10	ASN
1	E	20	VAL
1	E	75	LYS
1	E	94	VAL

Continued on next page...

Continued from previous page...

Mol	Chain	Res	Type
1	E	183	LEU
1	E	289	LEU
1	E	310	GLU
1	E	328	ASP
1	E	404	ARG
1	E	499	VAL
1	F	10	ASN
1	F	20	VAL
1	F	75	LYS
1	F	94	VAL
1	F	183	LEU
1	F	289	LEU
1	F	310	GLU
1	F	328	ASP
1	F	404	ARG
1	F	499	VAL
1	G	10	ASN
1	G	20	VAL
1	G	75	LYS
1	G	94	VAL
1	G	183	LEU
1	G	289	LEU
1	G	310	GLU
1	G	328	ASP
1	G	404	ARG
1	G	499	VAL
1	H	20	VAL
1	H	75	LYS
1	H	94	VAL
1	H	183	LEU
1	H	289	LEU
1	H	404	ARG
1	H	499	VAL
1	I	20	VAL
1	I	75	LYS
1	I	94	VAL
1	I	183	LEU
1	I	289	LEU
1	I	404	ARG
1	I	499	VAL
1	J	20	VAL
1	J	75	LYS

Continued on next page...

Continued from previous page...

Mol	Chain	Res	Type
1	J	94	VAL
1	J	183	LEU
1	J	289	LEU
1	J	404	ARG
1	J	499	VAL
1	K	20	VAL
1	K	75	LYS
1	K	94	VAL
1	K	183	LEU
1	K	289	LEU
1	K	404	ARG
1	K	499	VAL
1	L	20	VAL
1	L	75	LYS
1	L	94	VAL
1	L	183	LEU
1	L	289	LEU
1	L	404	ARG
1	L	499	VAL
1	M	20	VAL
1	M	75	LYS
1	M	94	VAL
1	M	183	LEU
1	M	289	LEU
1	M	404	ARG
1	M	499	VAL
1	N	20	VAL
1	N	75	LYS
1	N	94	VAL
1	N	183	LEU
1	N	289	LEU
1	N	404	ARG
1	N	499	VAL

Sometimes sidechains can be flipped to improve hydrogen bonding and reduce clashes. All (119) such sidechains are listed below:

Mol	Chain	Res	Type
1	A	146	GLN
1	A	265	ASN
1	A	319	GLN
1	A	326	ASN
1	A	348	GLN

Continued on next page...

Continued from previous page...

Mol	Chain	Res	Type
1	A	351	GLN
1	A	401	HIS
1	A	453	GLN
1	B	146	GLN
1	B	265	ASN
1	B	319	GLN
1	B	326	ASN
1	B	348	GLN
1	B	351	GLN
1	B	401	HIS
1	B	453	GLN
1	C	146	GLN
1	C	265	ASN
1	C	319	GLN
1	C	326	ASN
1	C	348	GLN
1	C	351	GLN
1	C	401	HIS
1	C	453	GLN
1	D	146	GLN
1	D	265	ASN
1	D	319	GLN
1	D	326	ASN
1	D	348	GLN
1	D	351	GLN
1	D	401	HIS
1	D	453	GLN
1	E	146	GLN
1	E	265	ASN
1	E	319	GLN
1	E	326	ASN
1	E	348	GLN
1	E	351	GLN
1	E	401	HIS
1	E	453	GLN
1	F	146	GLN
1	F	265	ASN
1	F	319	GLN
1	F	326	ASN
1	F	348	GLN
1	F	351	GLN
1	F	401	HIS

Continued on next page...

Continued from previous page...

Mol	Chain	Res	Type
1	F	453	GLN
1	G	146	GLN
1	G	265	ASN
1	G	319	GLN
1	G	326	ASN
1	G	348	GLN
1	G	351	GLN
1	G	401	HIS
1	G	453	GLN
1	H	37	ASN
1	H	146	GLN
1	H	265	ASN
1	H	319	GLN
1	H	326	ASN
1	H	348	GLN
1	H	351	GLN
1	H	401	HIS
1	H	453	GLN
1	I	37	ASN
1	I	146	GLN
1	I	265	ASN
1	I	319	GLN
1	I	326	ASN
1	I	348	GLN
1	I	351	GLN
1	I	401	HIS
1	I	453	GLN
1	J	37	ASN
1	J	146	GLN
1	J	265	ASN
1	J	319	GLN
1	J	326	ASN
1	J	348	GLN
1	J	351	GLN
1	J	401	HIS
1	J	453	GLN
1	K	37	ASN
1	K	146	GLN
1	K	265	ASN
1	K	319	GLN
1	K	326	ASN
1	K	348	GLN

Continued on next page...

Continued from previous page...

Mol	Chain	Res	Type
1	K	351	GLN
1	K	401	HIS
1	K	453	GLN
1	L	37	ASN
1	L	146	GLN
1	L	265	ASN
1	L	319	GLN
1	L	326	ASN
1	L	348	GLN
1	L	351	GLN
1	L	401	HIS
1	L	453	GLN
1	M	37	ASN
1	M	146	GLN
1	M	265	ASN
1	M	319	GLN
1	M	326	ASN
1	M	348	GLN
1	M	351	GLN
1	M	401	HIS
1	M	453	GLN
1	N	37	ASN
1	N	146	GLN
1	N	265	ASN
1	N	319	GLN
1	N	326	ASN
1	N	348	GLN
1	N	351	GLN
1	N	401	HIS
1	N	453	GLN

5.3.3 RNA [i](#)

There are no RNA molecules in this entry.

5.4 Non-standard residues in protein, DNA, RNA chains [i](#)

There are no non-standard protein/DNA/RNA residues in this entry.

5.5 Carbohydrates [i](#)

There are no monosaccharides in this entry.

5.6 Ligand geometry [i](#)

Of 21 ligands modelled in this entry, 14 are monoatomic - leaving 7 for Mogul analysis.

In the following table, the Counts columns list the number of bonds (or angles) for which Mogul statistics could be retrieved, the number of bonds (or angles) that are observed in the model and the number of bonds (or angles) that are defined in the Chemical Component Dictionary. The Link column lists molecule types, if any, to which the group is linked. The Z score for a bond length (or angle) is the number of standard deviations the observed value is removed from the expected value. A bond length (or angle) with $|Z| > 2$ is considered an outlier worth inspection. RMSZ is the root-mean-square of all Z scores of the bond lengths (or angles).

Mol	Type	Chain	Res	Link	Bond lengths			Bond angles		
					Counts	RMSZ	# Z > 2	Counts	RMSZ	# Z > 2
4	ATP	G	551	2,3	26,33,33	0.92	0	31,52,52	1.26	3 (9%)
4	ATP	D	551	2,3	26,33,33	0.93	0	31,52,52	1.26	3 (9%)
4	ATP	F	551	2,3	26,33,33	0.93	0	31,52,52	1.26	3 (9%)
4	ATP	A	551	2,3	26,33,33	0.92	0	31,52,52	1.26	3 (9%)
4	ATP	E	551	2,3	26,33,33	0.92	0	31,52,52	1.26	3 (9%)
4	ATP	C	551	2,3	26,33,33	0.93	0	31,52,52	1.26	3 (9%)
4	ATP	B	551	2,3	26,33,33	0.92	0	31,52,52	1.26	3 (9%)

In the following table, the Chirals column lists the number of chiral outliers, the number of chiral centers analysed, the number of these observed in the model and the number defined in the Chemical Component Dictionary. Similar counts are reported in the Torsion and Rings columns. '-' means no outliers of that kind were identified.

Mol	Type	Chain	Res	Link	Chirals	Torsions	Rings
4	ATP	G	551	2,3	-	3/18/38/38	0/3/3/3
4	ATP	D	551	2,3	-	3/18/38/38	0/3/3/3
4	ATP	F	551	2,3	-	3/18/38/38	0/3/3/3
4	ATP	A	551	2,3	-	3/18/38/38	0/3/3/3
4	ATP	E	551	2,3	-	3/18/38/38	0/3/3/3
4	ATP	C	551	2,3	-	3/18/38/38	0/3/3/3
4	ATP	B	551	2,3	-	3/18/38/38	0/3/3/3

There are no bond length outliers.

All (21) bond angle outliers are listed below:

Mol	Chain	Res	Type	Atoms	Z	Observed(°)	Ideal(°)
4	A	551	ATP	C5-C6-N6	2.97	124.86	120.35
4	B	551	ATP	C5-C6-N6	2.96	124.86	120.35
4	F	551	ATP	C5-C6-N6	2.96	124.86	120.35
4	G	551	ATP	C5-C6-N6	2.96	124.86	120.35
4	D	551	ATP	C5-C6-N6	2.96	124.85	120.35
4	E	551	ATP	C5-C6-N6	2.96	124.84	120.35
4	C	551	ATP	C5-C6-N6	2.95	124.84	120.35
4	F	551	ATP	O4'-C1'-C2'	-2.56	103.18	106.93
4	C	551	ATP	O4'-C1'-C2'	-2.56	103.19	106.93
4	A	551	ATP	O4'-C1'-C2'	-2.55	103.19	106.93
4	E	551	ATP	O4'-C1'-C2'	-2.55	103.21	106.93
4	G	551	ATP	O4'-C1'-C2'	-2.54	103.21	106.93
4	D	551	ATP	O4'-C1'-C2'	-2.53	103.22	106.93
4	B	551	ATP	O4'-C1'-C2'	-2.52	103.24	106.93
4	D	551	ATP	PB-O3B-PG	-2.03	125.87	132.83
4	F	551	ATP	PB-O3B-PG	-2.03	125.88	132.83
4	C	551	ATP	PB-O3B-PG	-2.02	125.89	132.83
4	A	551	ATP	PB-O3B-PG	-2.02	125.90	132.83
4	E	551	ATP	PB-O3B-PG	-2.01	125.91	132.83
4	G	551	ATP	PB-O3B-PG	-2.01	125.92	132.83
4	B	551	ATP	PB-O3B-PG	-2.01	125.92	132.83

There are no chirality outliers.

All (21) torsion outliers are listed below:

Mol	Chain	Res	Type	Atoms
4	A	551	ATP	PB-O3B-PG-O3G
4	B	551	ATP	PB-O3B-PG-O3G
4	C	551	ATP	PB-O3B-PG-O3G
4	D	551	ATP	PB-O3B-PG-O3G
4	E	551	ATP	PB-O3B-PG-O3G
4	F	551	ATP	PB-O3B-PG-O3G
4	G	551	ATP	PB-O3B-PG-O3G
4	A	551	ATP	PA-O3A-PB-O1B
4	B	551	ATP	PA-O3A-PB-O1B
4	C	551	ATP	PA-O3A-PB-O1B
4	D	551	ATP	PA-O3A-PB-O1B
4	E	551	ATP	PA-O3A-PB-O1B
4	F	551	ATP	PA-O3A-PB-O1B
4	G	551	ATP	PA-O3A-PB-O1B
4	A	551	ATP	PB-O3B-PG-O2G

Continued on next page...

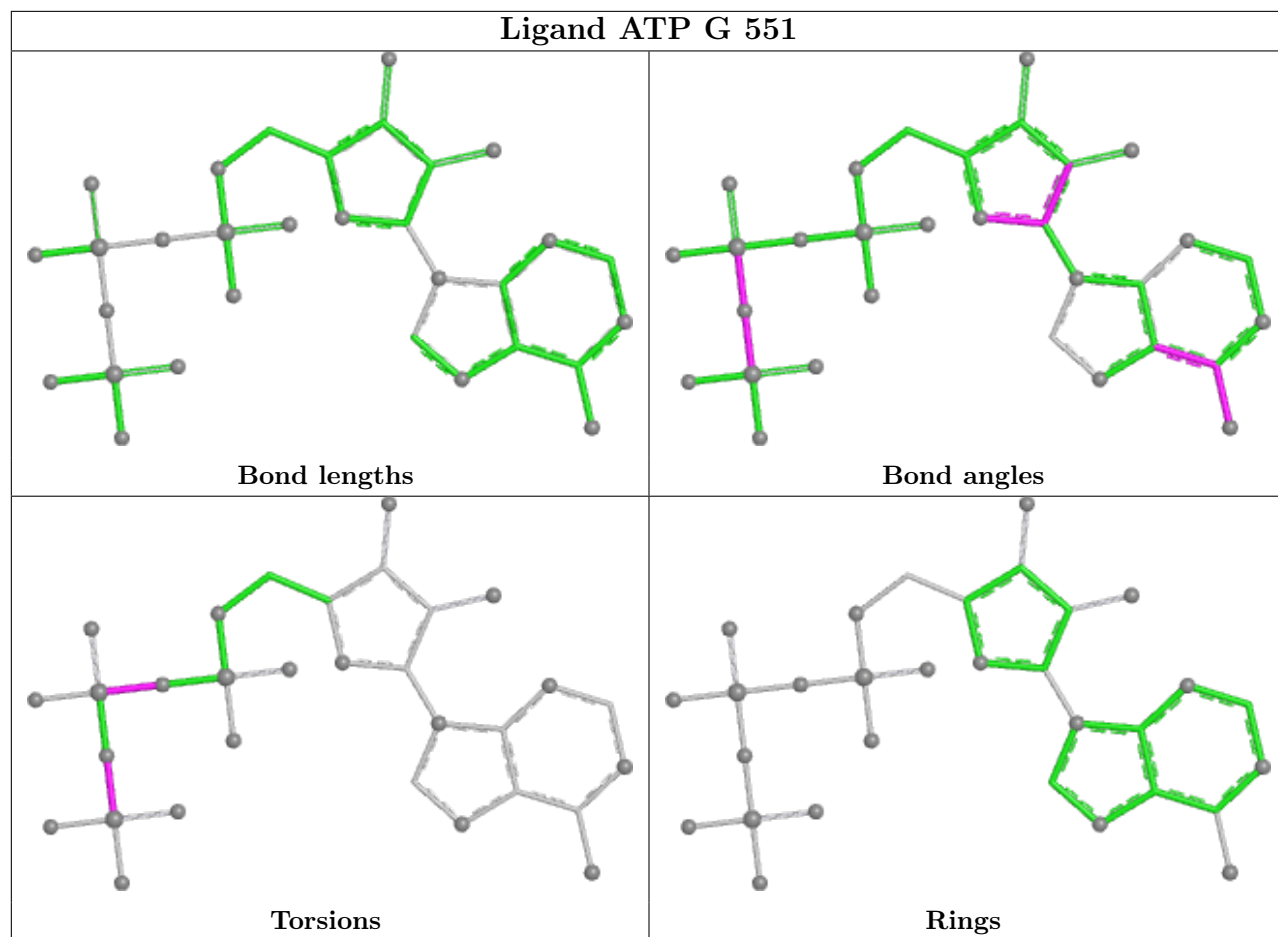
Continued from previous page...

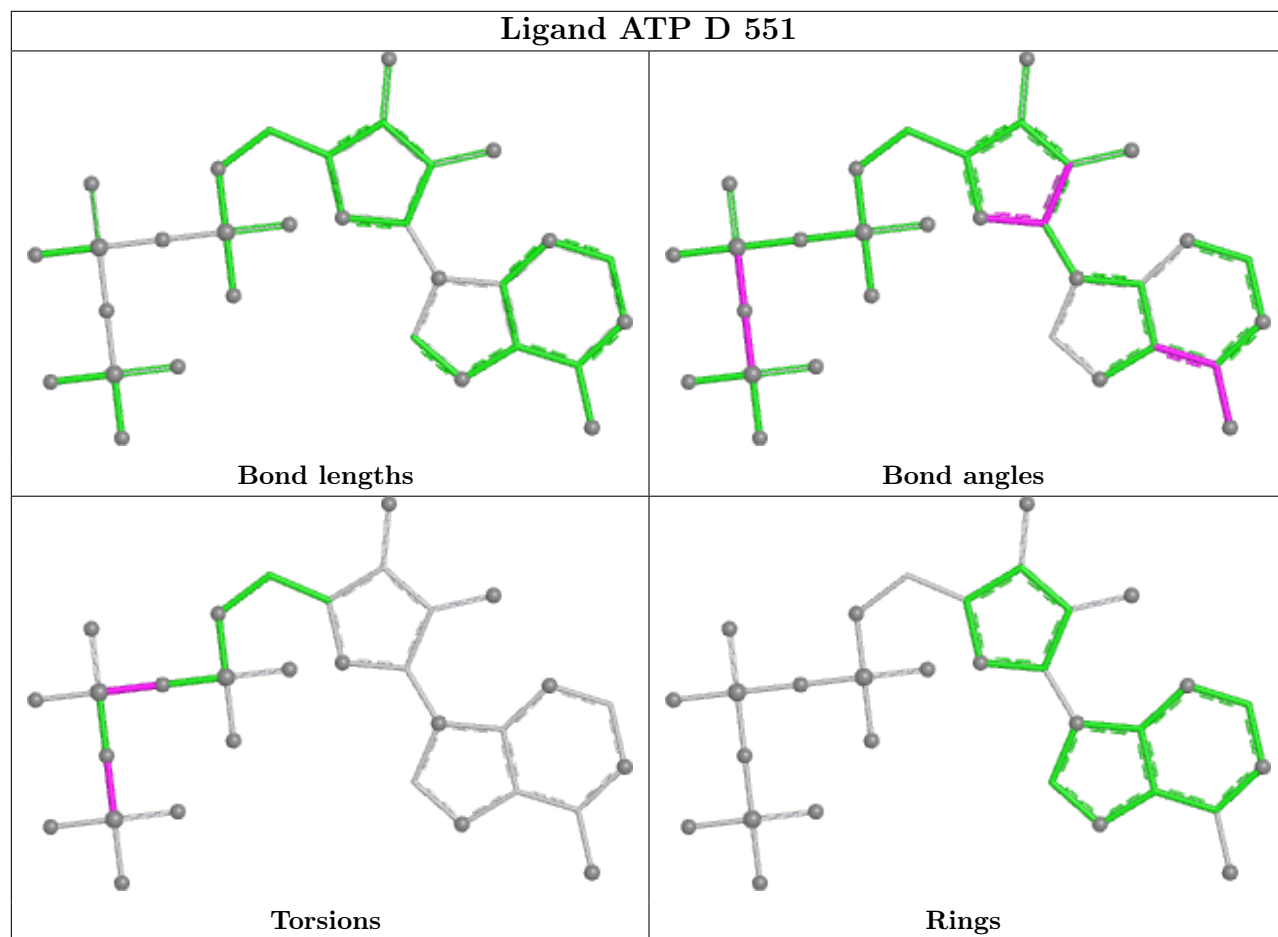
Mol	Chain	Res	Type	Atoms
4	B	551	ATP	PB-O3B-PG-O2G
4	C	551	ATP	PB-O3B-PG-O2G
4	D	551	ATP	PB-O3B-PG-O2G
4	E	551	ATP	PB-O3B-PG-O2G
4	F	551	ATP	PB-O3B-PG-O2G
4	G	551	ATP	PB-O3B-PG-O2G

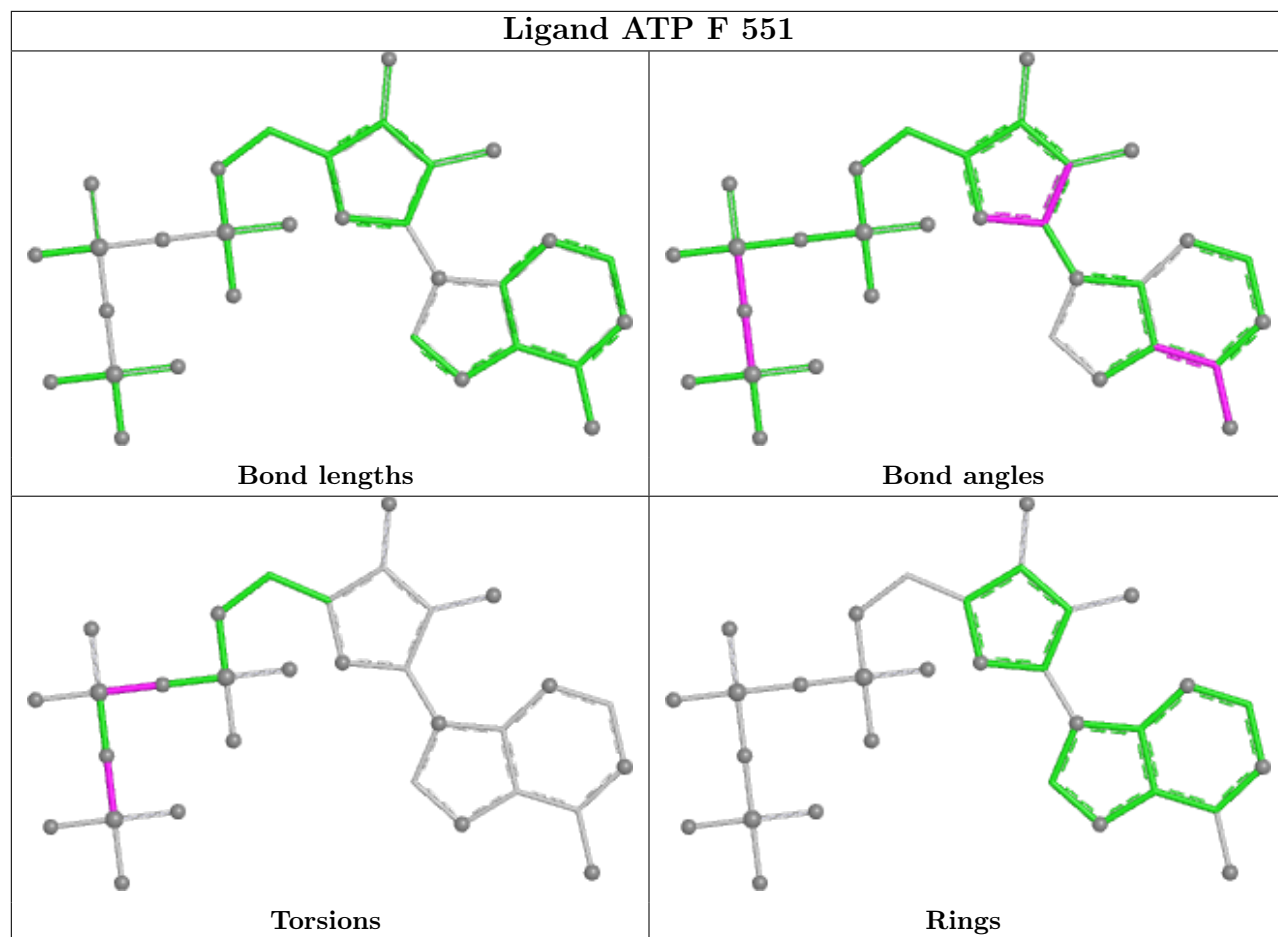
There are no ring outliers.

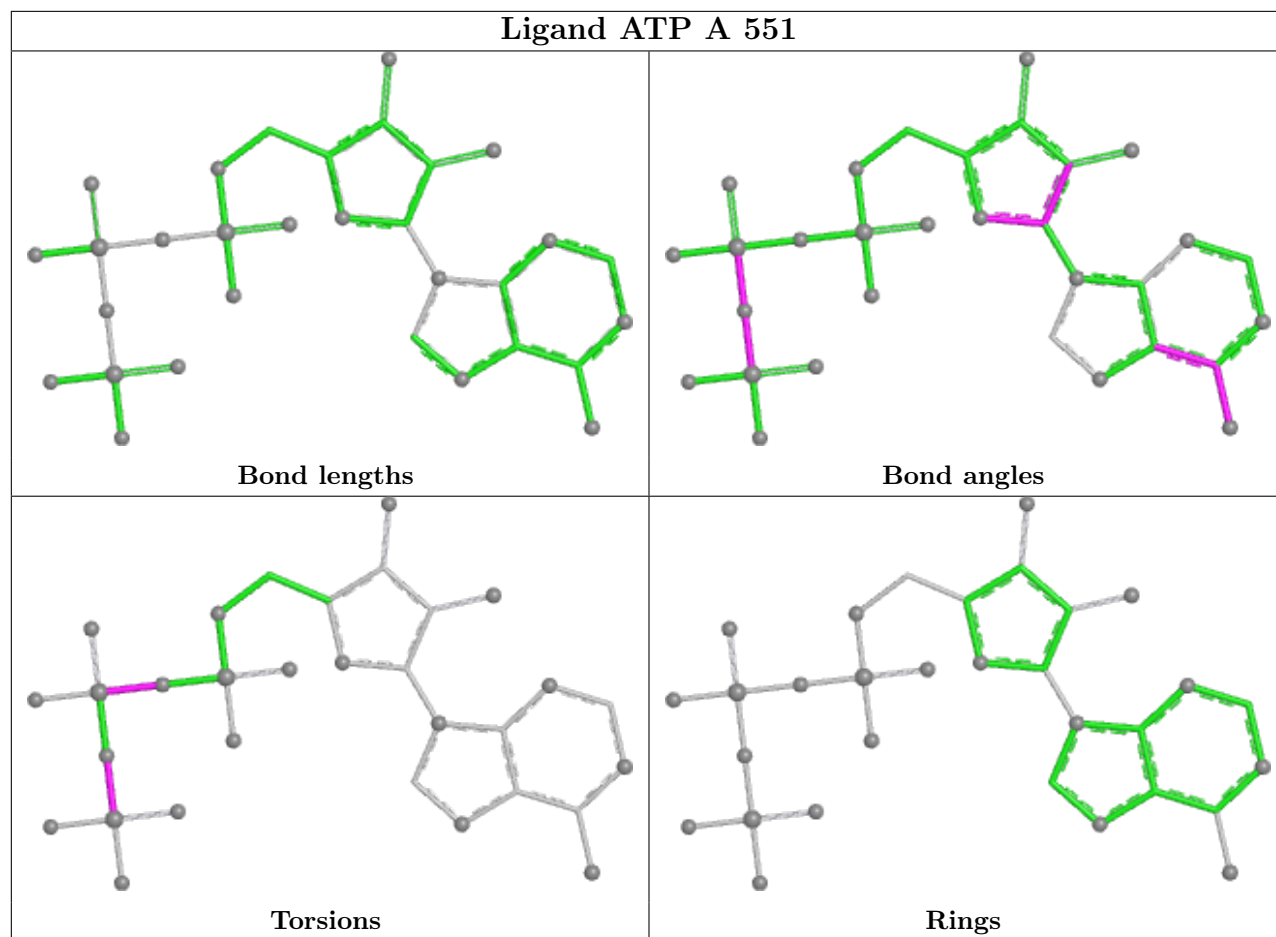
No monomer is involved in short contacts.

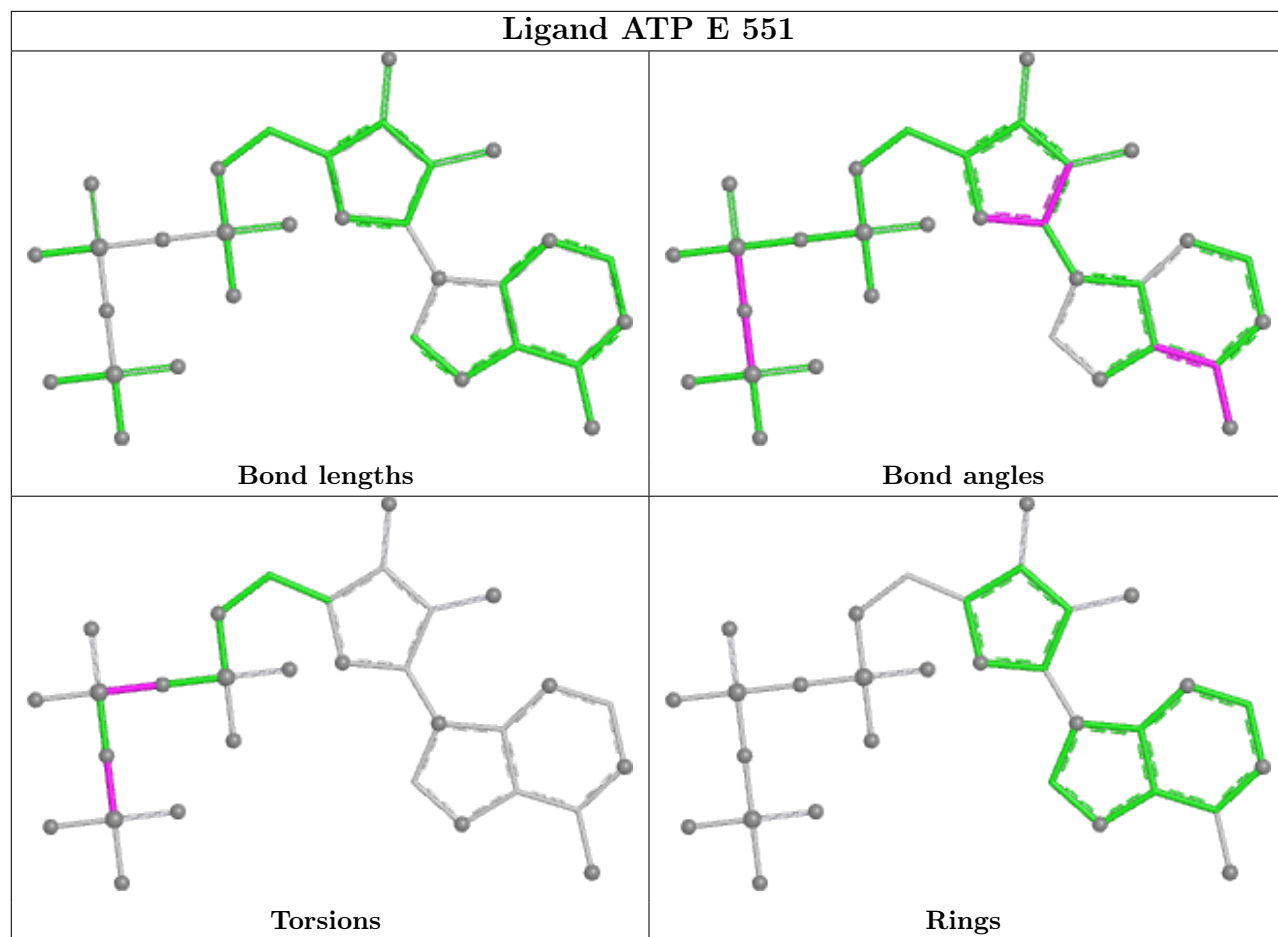
The following is a two-dimensional graphical depiction of Mogul quality analysis of bond lengths, bond angles, torsion angles, and ring geometry for all instances of the Ligand of Interest. In addition, ligands with molecular weight > 250 and outliers as shown on the validation Tables will also be included. For torsion angles, if less than 5% of the Mogul distribution of torsion angles is within 10 degrees of the torsion angle in question, then that torsion angle is considered an outlier. Any bond that is central to one or more torsion angles identified as an outlier by Mogul will be highlighted in the graph. For rings, the root-mean-square deviation (RMSD) between the ring in question and similar rings identified by Mogul is calculated over all ring torsion angles. If the average RMSD is greater than 60 degrees and the minimal RMSD between the ring in question and any Mogul-identified rings is also greater than 60 degrees, then that ring is considered an outlier. The outliers are highlighted in purple. The color gray indicates Mogul did not find sufficient equivalents in the CSD to analyse the geometry.

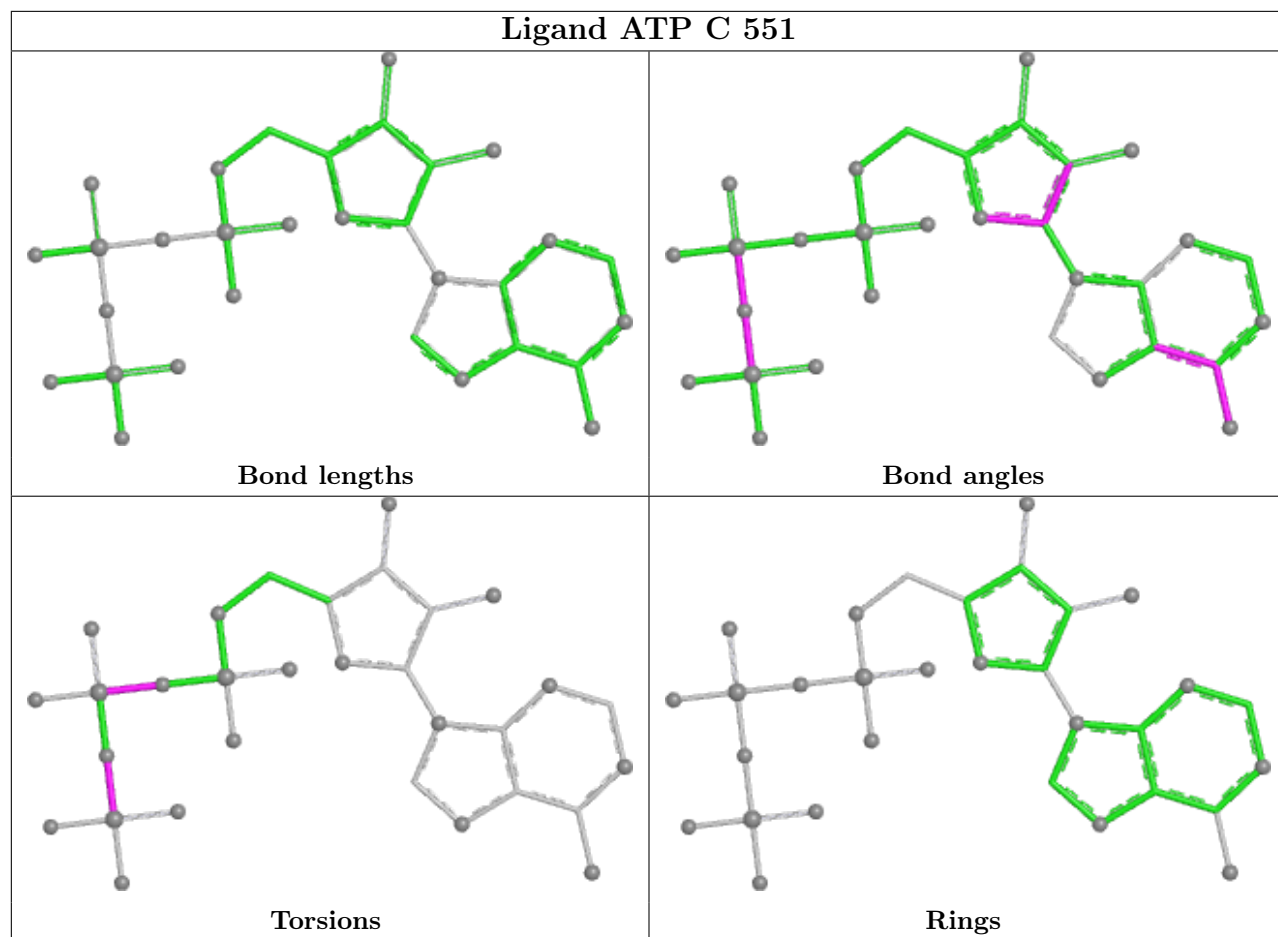


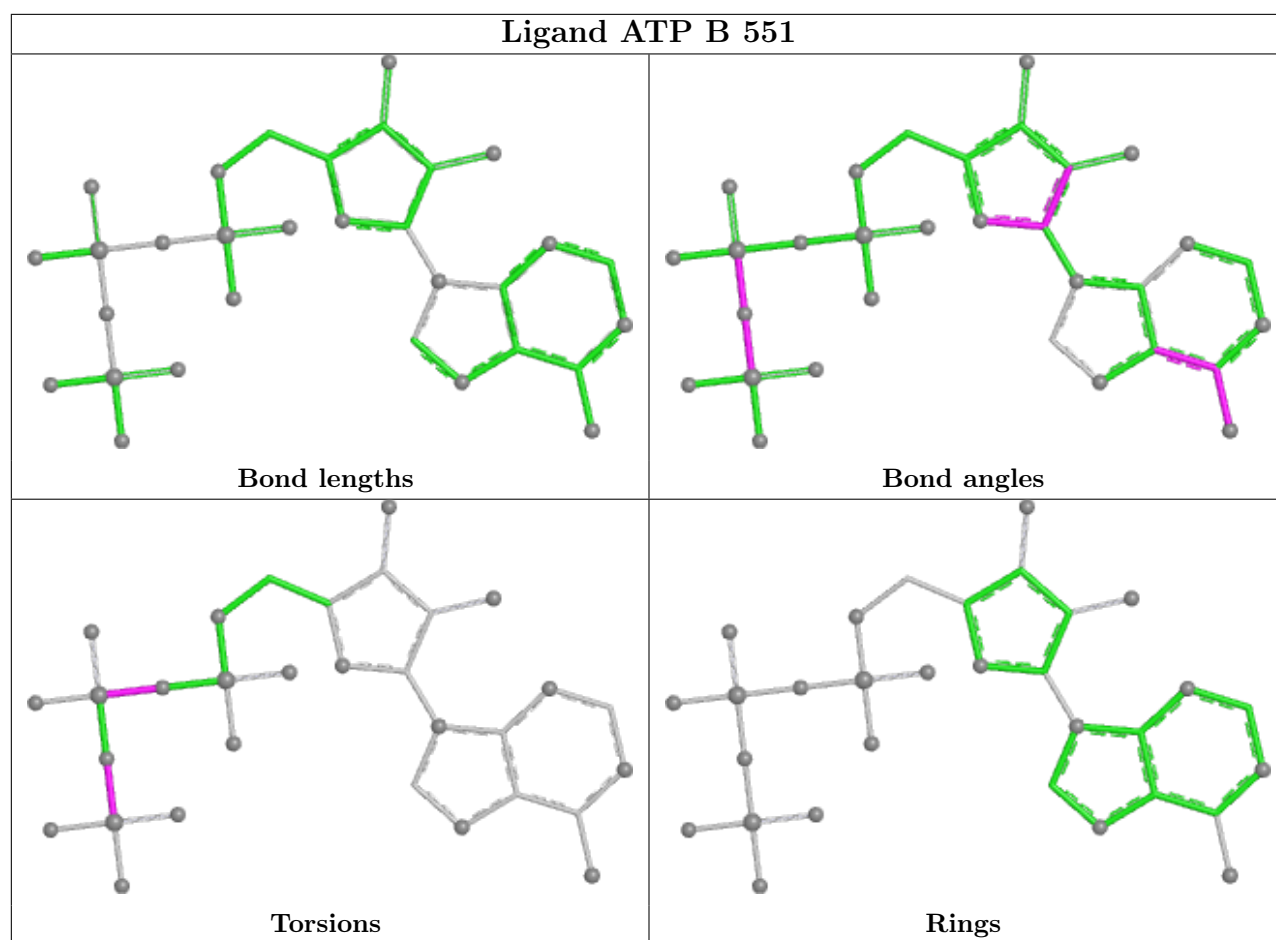












5.7 Other polymers [i](#)

There are no such residues in this entry.

5.8 Polymer linkage issues [i](#)

The following chains have linkage breaks:

Mol	Chain	Number of breaks
1	H	4
1	I	4
1	J	4
1	K	4
1	L	4
1	M	4
1	N	4
1	A	3
1	B	3
1	C	3

Continued on next page...

Continued from previous page...

Mol	Chain	Number of breaks
1	D	3
1	E	3
1	F	3
1	G	3

All chain breaks are listed below:

Model	Chain	Residue-1	Atom-1	Residue-2	Atom-2	Distance (Å)
1	A	373:ALA	C	374:GLY	N	8.15
1	B	373:ALA	C	374:GLY	N	8.15
1	C	373:ALA	C	374:GLY	N	8.15
1	D	373:ALA	C	374:GLY	N	8.15
1	E	373:ALA	C	374:GLY	N	8.15
1	F	373:ALA	C	374:GLY	N	8.15
1	G	373:ALA	C	374:GLY	N	8.15
1	A	191:GLU	C	192:GLY	N	4.94
1	B	191:GLU	C	192:GLY	N	4.94
1	C	191:GLU	C	192:GLY	N	4.94
1	D	191:GLU	C	192:GLY	N	4.94
1	E	191:GLU	C	192:GLY	N	4.94
1	F	191:GLU	C	192:GLY	N	4.94
1	G	191:GLU	C	192:GLY	N	4.94
1	H	373:ALA	C	374:GLY	N	3.86
1	I	373:ALA	C	374:GLY	N	3.86
1	J	373:ALA	C	374:GLY	N	3.86
1	K	373:ALA	C	374:GLY	N	3.86
1	L	373:ALA	C	374:GLY	N	3.86
1	M	373:ALA	C	374:GLY	N	3.86
1	N	373:ALA	C	374:GLY	N	3.86
1	H	191:GLU	C	192:GLY	N	3.30
1	I	191:GLU	C	192:GLY	N	3.30
1	J	191:GLU	C	192:GLY	N	3.30
1	K	191:GLU	C	192:GLY	N	3.30
1	L	191:GLU	C	192:GLY	N	3.30
1	M	191:GLU	C	192:GLY	N	3.30
1	N	191:GLU	C	192:GLY	N	3.30
1	H	136:VAL	C	137:PRO	N	3.13
1	I	136:VAL	C	137:PRO	N	3.13
1	J	136:VAL	C	137:PRO	N	3.13
1	K	136:VAL	C	137:PRO	N	3.13
1	L	136:VAL	C	137:PRO	N	3.13
1	M	136:VAL	C	137:PRO	N	3.13
1	N	136:VAL	C	137:PRO	N	3.13

Continued on next page...

Continued from previous page...

Model	Chain	Residue-1	Atom-1	Residue-2	Atom-2	Distance (Å)
1	A	136:VAL	C	137:PRO	N	2.15
1	B	136:VAL	C	137:PRO	N	2.15
1	C	136:VAL	C	137:PRO	N	2.15
1	D	136:VAL	C	137:PRO	N	2.15
1	E	136:VAL	C	137:PRO	N	2.15
1	F	136:VAL	C	137:PRO	N	2.15
1	G	136:VAL	C	137:PRO	N	2.15
1	H	409:GLU	C	410:GLY	N	0.54
1	I	409:GLU	C	410:GLY	N	0.54
1	J	409:GLU	C	410:GLY	N	0.54
1	K	409:GLU	C	410:GLY	N	0.54
1	L	409:GLU	C	410:GLY	N	0.54
1	M	409:GLU	C	410:GLY	N	0.54
1	N	409:GLU	C	410:GLY	N	0.54


6 Map visualisation [i](#)

This section contains visualisations of the EMDB entry EMD-1047. These allow visual inspection of the internal detail of the map and identification of artifacts.

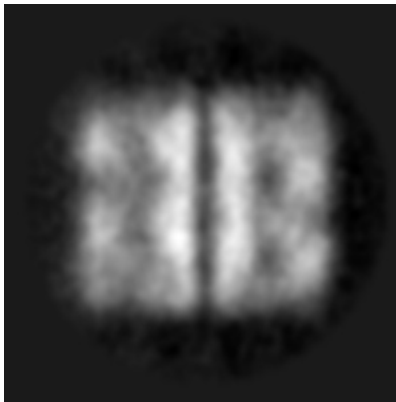
No raw map or half-maps were deposited for this entry and therefore no images, graphs, etc. pertaining to the raw map can be shown.

6.1 Orthogonal projections [i](#)


6.1.1 Primary map



X



Y

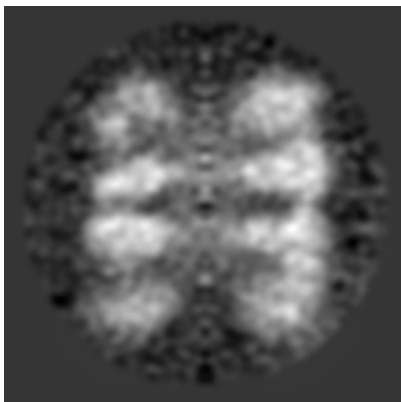


Z

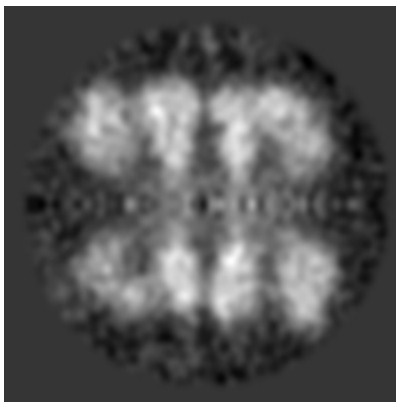
The images above show the map projected in three orthogonal directions.

6.2 Central slices [i](#)


6.2.1 Primary map



X Index: 64



Y Index: 64



Z Index: 64


The images above show central slices of the map in three orthogonal directions.

6.3 Largest variance slices [i](#)


6.3.1 Primary map



X Index: 82



Y Index: 81

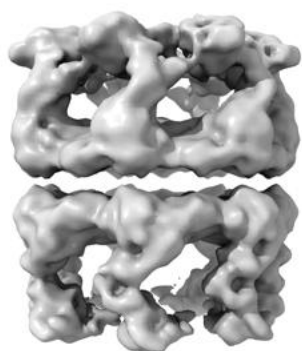


Z Index: 73

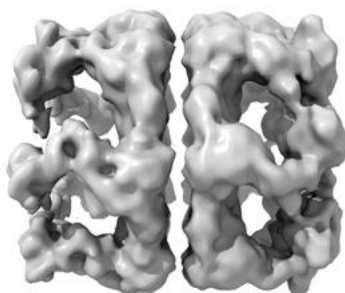
The images above show the largest variance slices of the map in three orthogonal directions.

6.4 Orthogonal surface views [i](#)


6.4.1 Primary map



X



Y



Z

The images above show the 3D surface view of the map at the recommended contour level 0.0839. These images, in conjunction with the slice images, may facilitate assessment of whether an appropriate contour level has been provided.

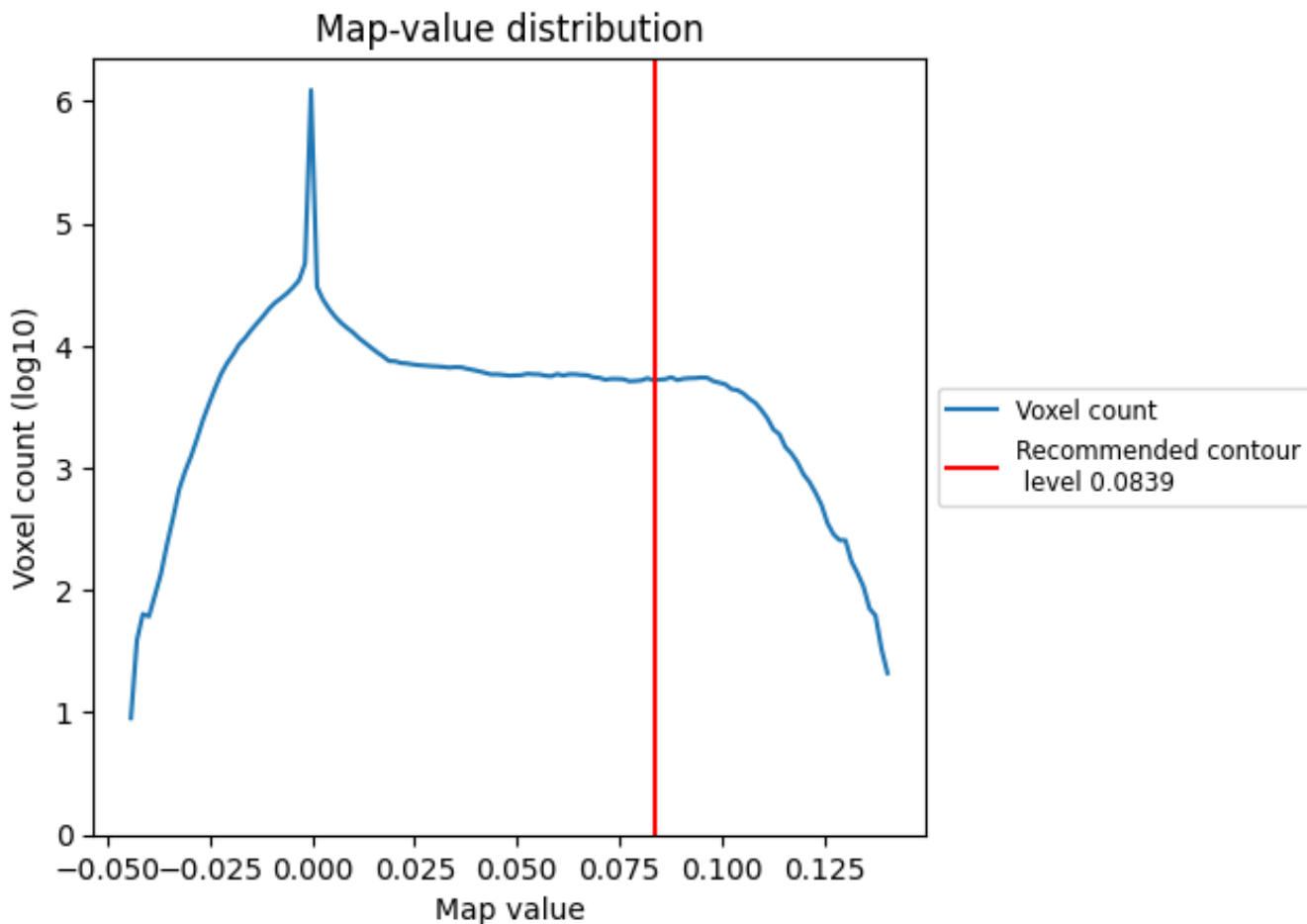
6.5 Mask visualisation

This section was not generated. No masks/segmentation were deposited.

7 Map analysis [i](#)

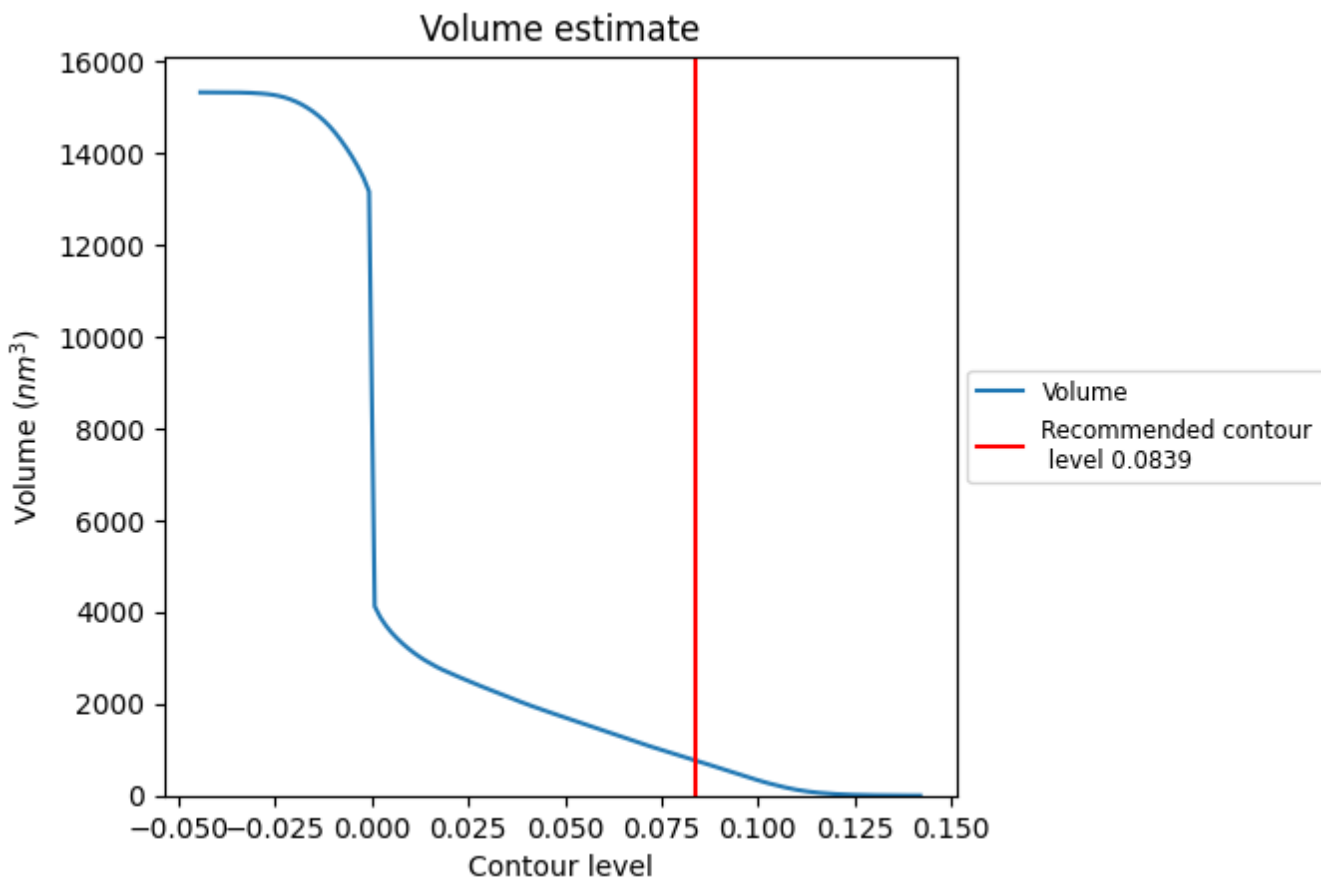
This section contains the results of statistical analysis of the map.

7.1 Map-value distribution [i](#)



The map-value distribution is plotted in 128 intervals along the x-axis. The y-axis is logarithmic. A spike in this graph at zero usually indicates that the volume has been masked.

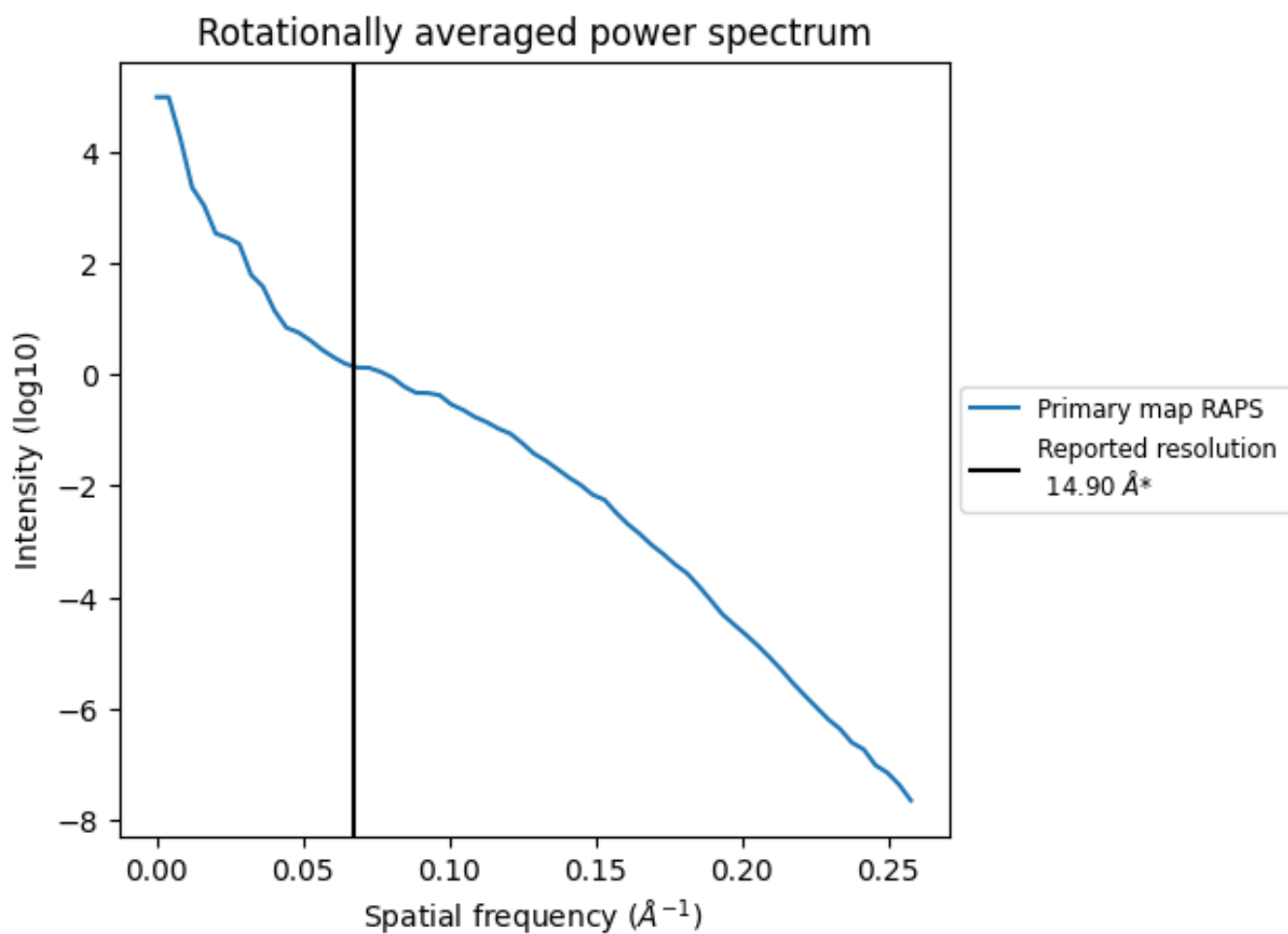
7.2 Volume estimate [i](#)



The volume at the recommended contour level is 762 nm³; this corresponds to an approximate mass of 688 kDa.

The volume estimate graph shows how the enclosed volume varies with the contour level. The recommended contour level is shown as a vertical line and the intersection between the line and the curve gives the volume of the enclosed surface at the given level.

7.3 Rotationally averaged power spectrum i



*Reported resolution corresponds to spatial frequency of 0.067 Å⁻¹

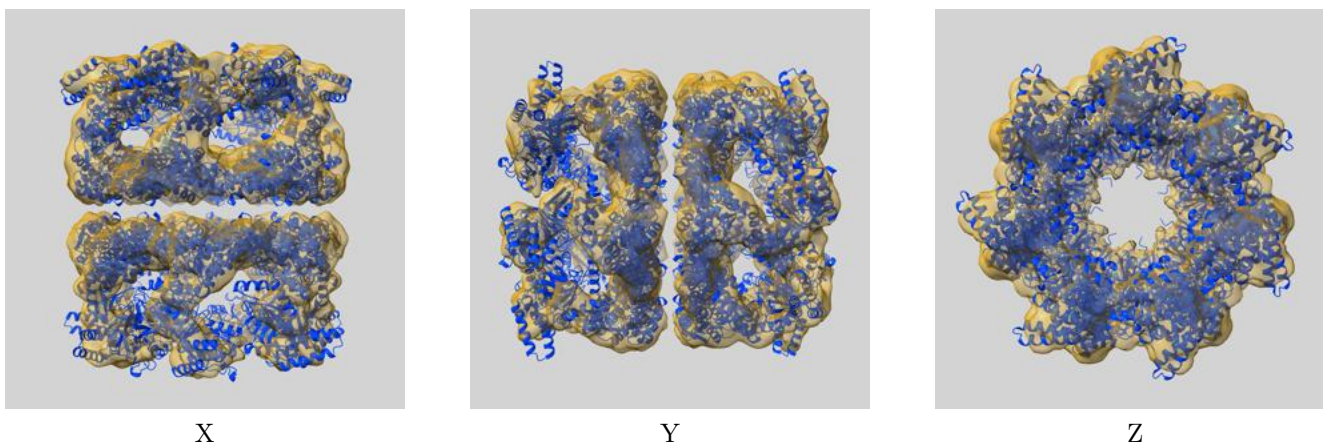
8 Fourier-Shell correlation

This section was not generated. No FSC curve or half-maps provided.

9 Map-model fit [i](#)

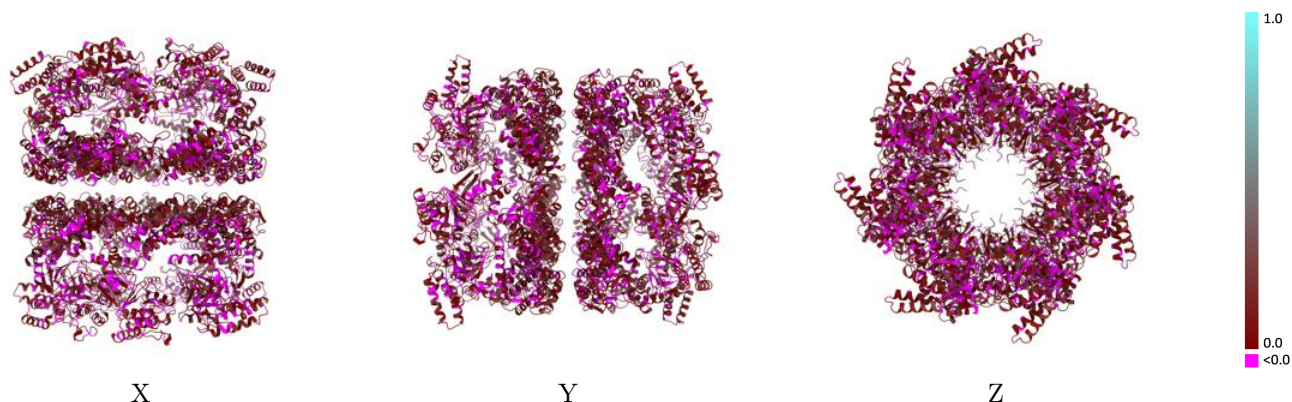
This section contains information regarding the fit between EMDB map EMD-1047 and PDB model 2C7E. Per-residue inclusion information can be found in section 3 on page 8.

9.1 Map-model overlay [i](#)




The images above show the 3D surface view of the map at the recommended contour level 0.0839 at 50% transparency in yellow overlaid with a ribbon representation of the model coloured in blue. These images allow for the visual assessment of the quality of fit between the atomic model and the map.

9.2 Q-score mapped to coordinate model [i](#)



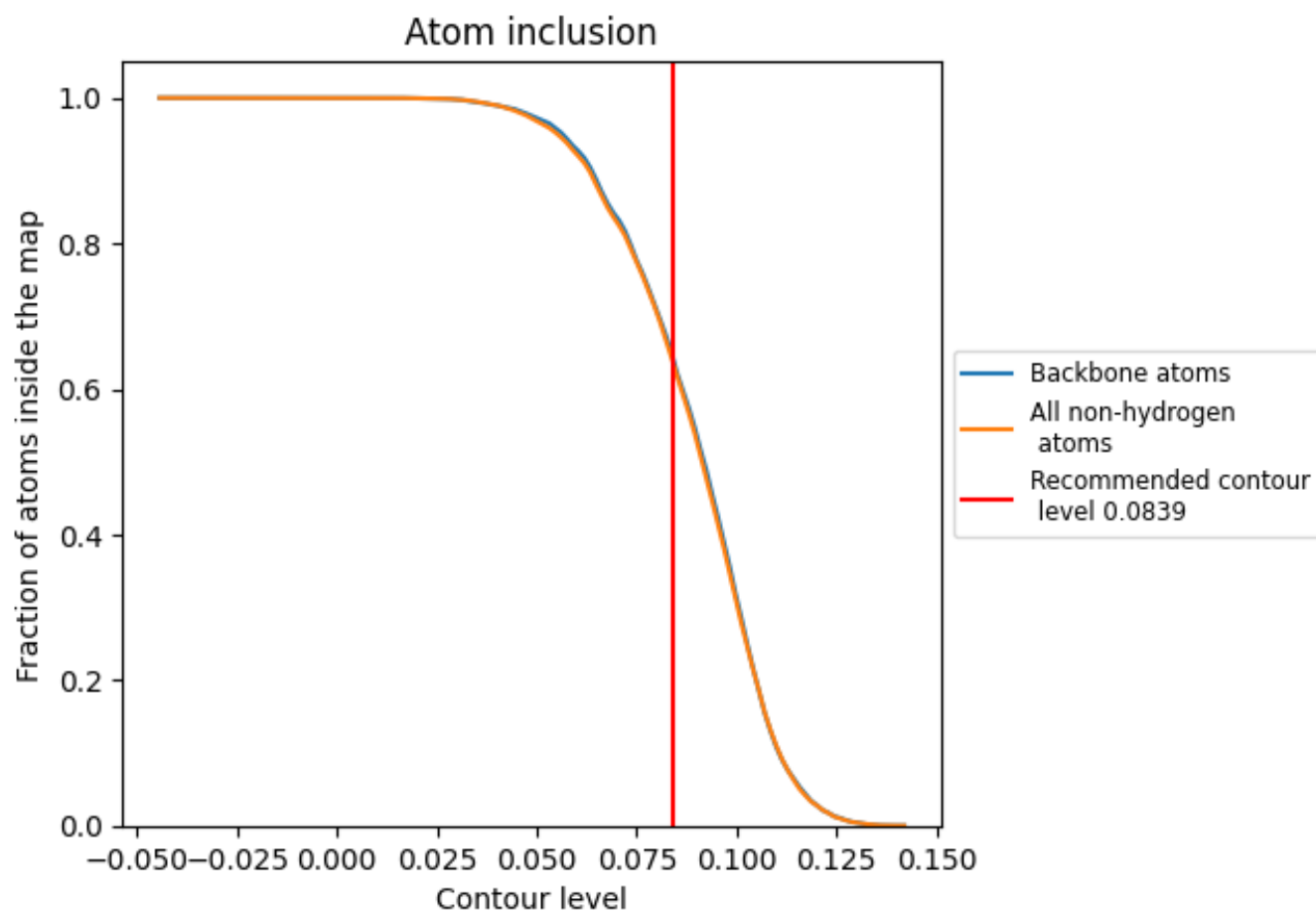
The images above show the model with each residue coloured according to its Q-score. This shows their resolvability in the map with higher Q-score values reflecting better resolvability. Please note: Q-score is calculating the resolvability of atoms, and thus high values are only expected at resolutions at which atoms can be resolved. Low Q-score values may therefore be expected for many entries.

9.3 Atom inclusion mapped to coordinate model [i](#)



The images above show the model with each residue coloured according to its atom inclusion. This shows to what extent they are inside the map at the recommended contour level (0.0839).































9.4 Atom inclusion [i](#)



At the recommended contour level, 65% of all backbone atoms, 64% of all non-hydrogen atoms, are inside the map.

9.5 Map-model fit summary

The table lists the average atom inclusion at the recommended contour level (0.0839) and Q-score for the entire model and for each chain.

Chain	Atom inclusion	Q-score
All	 0.6406	 0.0680
A	 0.6012	 0.0650
B	 0.6025	 0.0670
C	 0.6007	 0.0650
D	 0.6007	 0.0660
E	 0.6009	 0.0660
F	 0.5991	 0.0650
G	 0.6015	 0.0650
H	 0.6889	 0.0700
I	 0.6881	 0.0700
J	 0.6884	 0.0710
K	 0.6902	 0.0690
L	 0.6889	 0.0690
M	 0.6897	 0.0690
N	 0.6884	 0.0700

