



Full wwPDB X-ray Structure Validation Report ⓘ

Aug 16, 2023 – 07:16 PM EDT

PDB ID : 2BE5
Title : Crystal structure of the T. Thermophilus RNA polymerase holoenzyme in complex with inhibitor tagetitoxin
Authors : Vassylyev, D.G.; Svetlov, V.; Vassylyeva, M.N.; Perederina, A.; Igarashi, N.; Matsugaki, N.; Wakatsuki, S.; Artsimovitch, I.; RIKEN Structural Genomics/Proteomics Initiative (RSGI)
Deposited on : 2005-10-22
Resolution : 2.40 Å(reported)

This is a Full wwPDB X-ray Structure Validation Report for a publicly released PDB entry.

We welcome your comments at validation@mail.wwpdb.org

A user guide is available at

<https://www.wwpdb.org/validation/2017/XrayValidationReportHelp>

with specific help available everywhere you see the ⓘ symbol.

The types of validation reports are described at

<http://www.wwpdb.org/validation/2017/FAQs#types>.

The following versions of software and data (see [references](#) ①) were used in the production of this report:

MolProbity : 4.02b-467
Mogul : 1.8.5 (274361), CSD as541be (2020)
Xtrriage (Phenix) : 1.13
EDS : 2.35
buster-report : 1.1.7 (2018)
Percentile statistics : 20191225.v01 (using entries in the PDB archive December 25th 2019)
Refmac : 5.8.0158
CCP4 : 7.0.044 (Gargrove)
Ideal geometry (proteins) : Engh & Huber (2001)
Ideal geometry (DNA, RNA) : Parkinson et al. (1996)
Validation Pipeline (wwPDB-VP) : 2.35

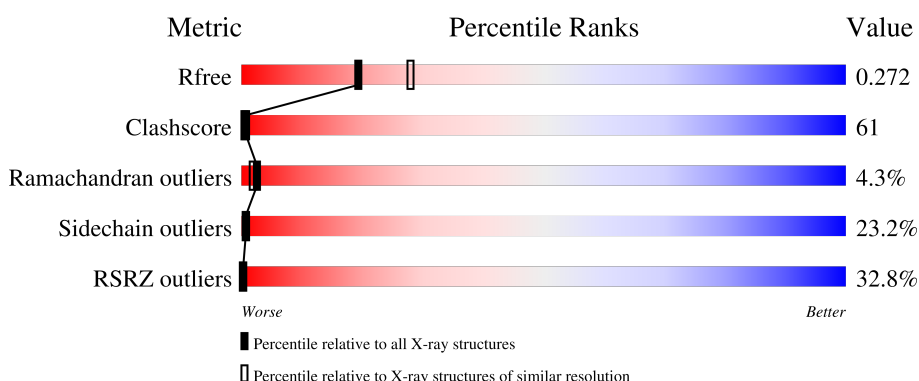
1 Overall quality at a glance i

The following experimental techniques were used to determine the structure:

X-RAY DIFFRACTION

The reported resolution of this entry is 2.40 Å.

Percentile scores (ranging between 0-100) for global validation metrics of the entry are shown in the following graphic. The table shows the number of entries on which the scores are based.



Metric	Whole archive (#Entries)	Similar resolution (#Entries, resolution range(Å))
R_{free}	130704	3907 (2.40-2.40)
Clashscore	141614	4398 (2.40-2.40)
Ramachandran outliers	138981	4318 (2.40-2.40)
Sidechain outliers	138945	4319 (2.40-2.40)
RSRZ outliers	127900	3811 (2.40-2.40)

The table below summarises the geometric issues observed across the polymeric chains and their fit to the electron density. The red, orange, yellow and green segments of the lower bar indicate the fraction of residues that contain outliers for ≥ 3 , 2, 1 and 0 types of geometric quality criteria respectively. A grey segment represents the fraction of residues that are not modelled. The numeric value for each fraction is indicated below the corresponding segment, with a dot representing fractions $\leq 5\%$. The upper red bar (where present) indicates the fraction of residues that have poor fit to the electron density. The numeric value is given above the bar.

Mol	Chain	Length	Quality of chain
1	A	315	
1	B	315	
1	K	315	
1	L	315	
2	C	1119	

Continued on next page...

Continued from previous page...

Mol	Chain	Length	Quality of chain
2	M	1119	
3	D	1524	
3	N	1524	
4	E	99	
4	O	99	
5	F	423	
5	P	423	

2 Entry composition [i](#)

There are 9 unique types of molecules in this entry. The entry contains 61800 atoms, of which 0 are hydrogens and 0 are deuteriums.

In the tables below, the ZeroOcc column contains the number of atoms modelled with zero occupancy, the AltConf column contains the number of residues with at least one atom in alternate conformation and the Trace column contains the number of residues modelled with at most 2 atoms.

- Molecule 1 is a protein called DNA-directed RNA polymerase alpha chain.

Mol	Chain	Residues	Atoms					ZeroOcc	AltConf	Trace
			Total	C	N	O	S			
1	A	229	Total	C	N	O	S	0	0	0
			1806	1153	313	337	3			
1	B	229	Total	C	N	O	S	0	0	0
			1806	1153	313	337	3			
1	K	229	Total	C	N	O	S	0	0	0
			1806	1153	313	337	3			
1	L	229	Total	C	N	O	S	0	0	0
			1806	1153	313	337	3			

- Molecule 2 is a protein called DNA-directed RNA polymerase beta chain.

Mol	Chain	Residues	Atoms					ZeroOcc	AltConf	Trace
			Total	C	N	O	S			
2	C	1119	Total	C	N	O	S	0	0	0
			8829	5581	1577	1647	24			
2	M	1119	Total	C	N	O	S	0	0	0
			8829	5581	1577	1647	24			

- Molecule 3 is a protein called DNA-directed RNA polymerase beta' chain.

Mol	Chain	Residues	Atoms					ZeroOcc	AltConf	Trace
			Total	C	N	O	S			
3	D	1392	Total	C	N	O	S	0	0	0
			10797	6819	1925	2020	33			
3	N	1392	Total	C	N	O	S	0	0	0
			10797	6819	1925	2020	33			

- Molecule 4 is a protein called RNA polymerase omega chain.

Mol	Chain	Residues	Atoms					ZeroOcc	AltConf	Trace
			Total	C	N	O	S			
4	E	95	Total	C	N	O	S	0	0	0
			769	488	133	144	4			
4	O	95	Total	C	N	O	S	0	0	0
			769	488	133	144	4			

- Molecule 5 is a protein called RNA polymerase sigma factor rpoD.

Mol	Chain	Residues	Atoms					ZeroOcc	AltConf	Trace
			Total	C	N	O	S			
5	F	345	2771	1744	504	519	4	0	0	0
5	P	345	2771	1744	504	519	4	0	0	0

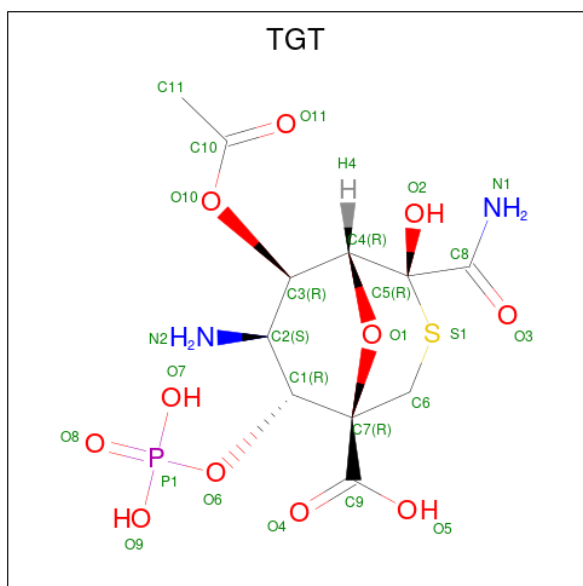
- Molecule 6 is MAGNESIUM ION (three-letter code: MG) (formula: Mg).

Mol	Chain	Residues	Atoms		ZeroOcc	AltConf
			Total	Mg		
6	C	1	1	1	0	0
6	D	1	1	1	0	0
6	N	2	2	2	0	0

- Molecule 7 is ZINC ION (three-letter code: ZN) (formula: Zn).

Mol	Chain	Residues	Atoms		ZeroOcc	AltConf
			Total	Zn		
7	D	2	2	2	0	0
7	N	2	2	2	0	0

- Molecule 8 is TAGETITOXIN (three-letter code: TGT) (formula: C₁₁H₁₇N₂O₁₁PS).



Mol	Chain	Residues	Atoms					ZeroOcc	AltConf	
8	D	1	Total	C	N	O	P	S	0	0
			26	11	2	11	1	1		
8	N	1	Total	C	N	O	P	S	0	0
			26	11	2	11	1	1		

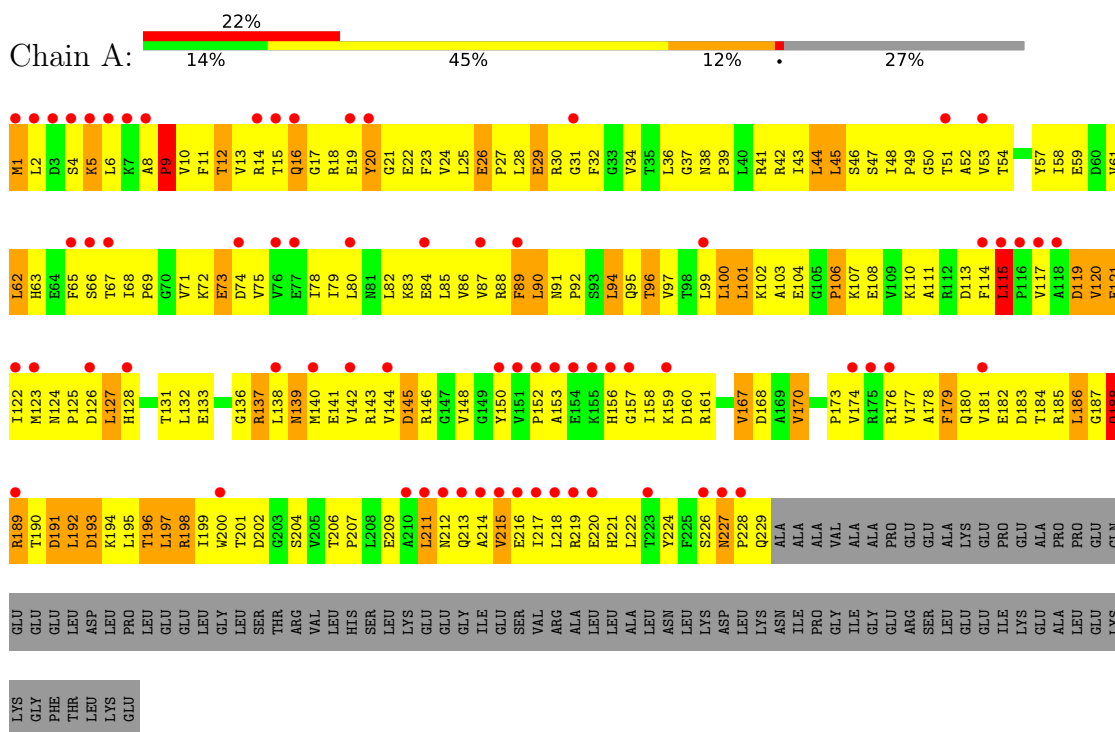
- Molecule 9 is water.

Mol	Chain	Residues	Atoms		ZeroOcc	AltConf
9	A	250	Total	O	0	0
			250	250		
9	B	329	Total	O	0	0
			329	329		
9	C	1321	Total	O	0	0
			1321	1321		
9	D	1655	Total	O	0	0
			1655	1655		
9	E	176	Total	O	0	0
			176	176		
9	F	519	Total	O	0	0
			519	519		
9	K	278	Total	O	0	0
			278	278		
9	L	309	Total	O	0	0
			309	309		
9	M	1236	Total	O	0	0
			1236	1236		
9	N	1552	Total	O	0	0
			1552	1552		
9	O	137	Total	O	0	0
			137	137		
9	P	422	Total	O	0	0
			422	422		

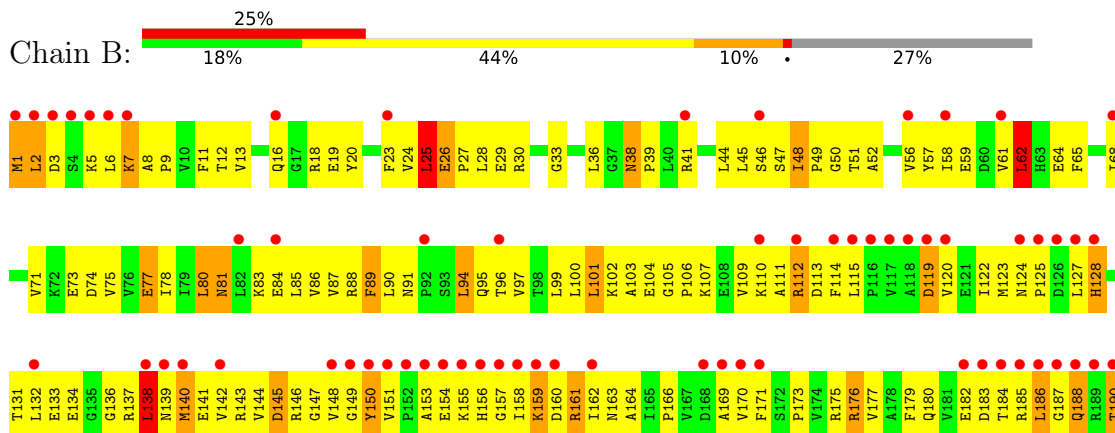
3 Residue-property plots

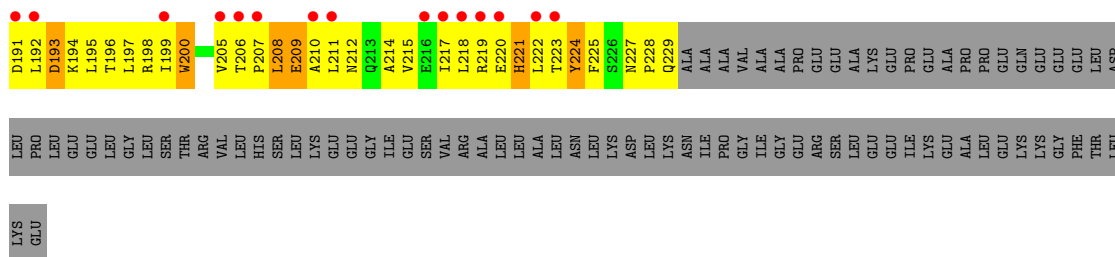
These plots are drawn for all protein, RNA, DNA and oligosaccharide chains in the entry. The first graphic for a chain summarises the proportions of the various outlier classes displayed in the second graphic. The second graphic shows the sequence view annotated by issues in geometry and electron density. Residues are color-coded according to the number of geometric quality criteria for which they contain at least one outlier: green = 0, yellow = 1, orange = 2 and red = 3 or more. A red dot above a residue indicates a poor fit to the electron density ($RSRZ > 2$). Stretches of 2 or more consecutive residues without any outlier are shown as a green connector. Residues present in the sample, but not in the model, are shown in grey.

- Molecule 1: DNA-directed RNA polymerase alpha chain

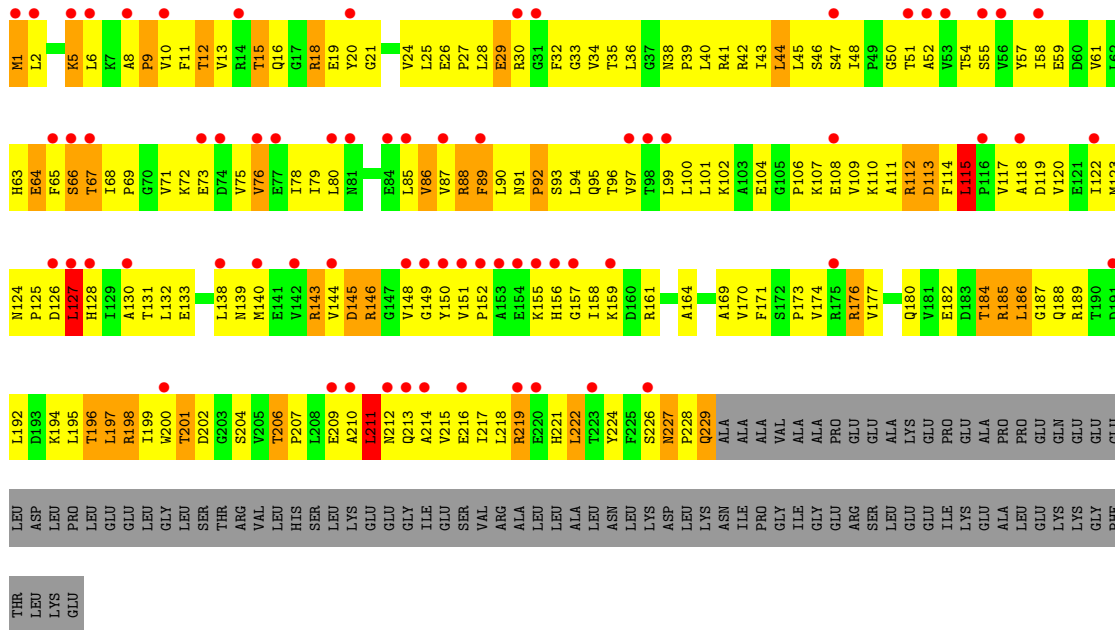
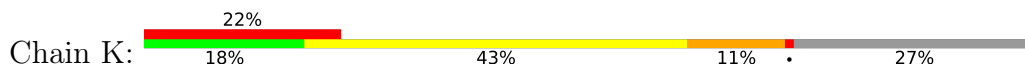


- Molecule 1: DNA-directed RNA polymerase alpha chain

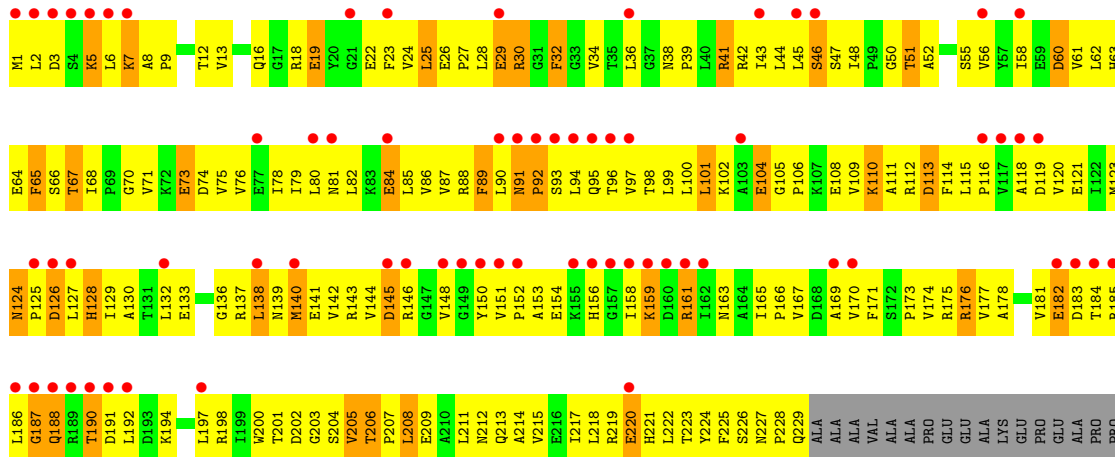
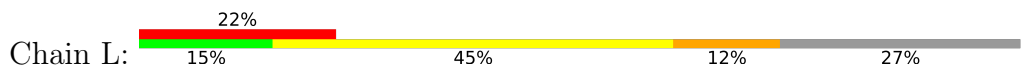


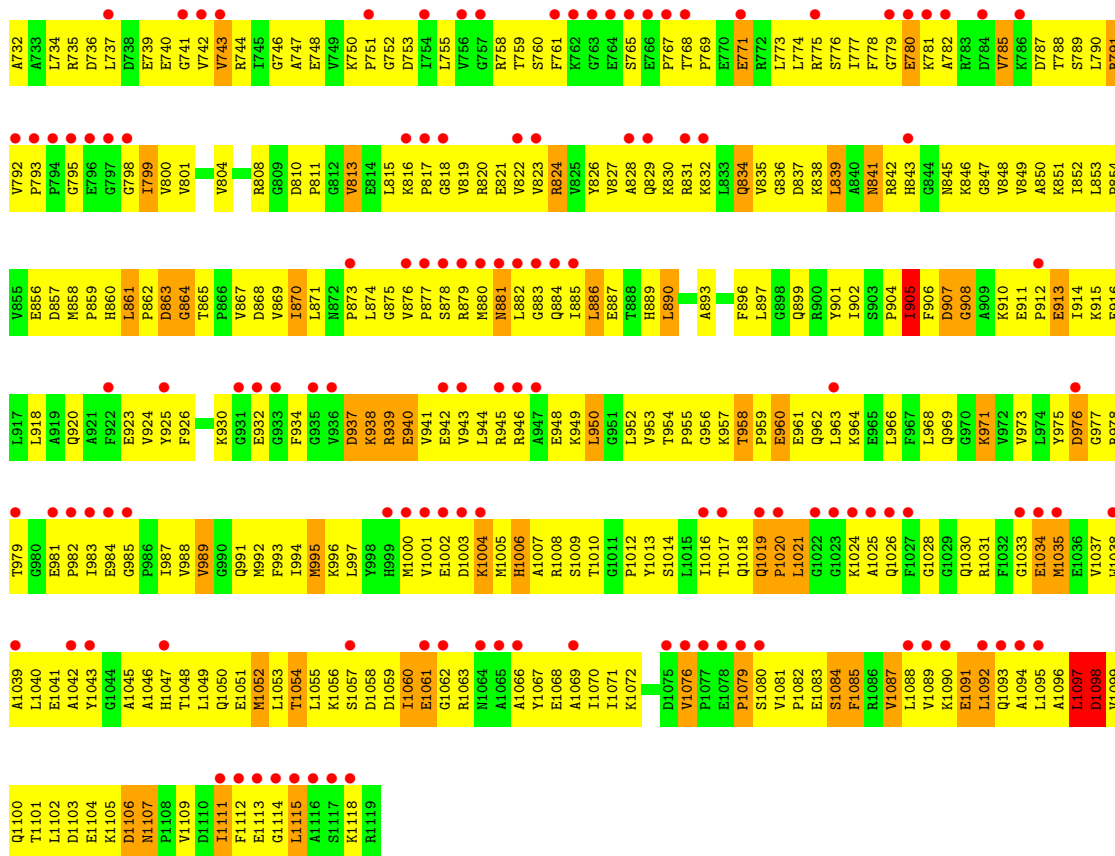


• Molecule 1: DNA-directed RNA polymerase alpha chain

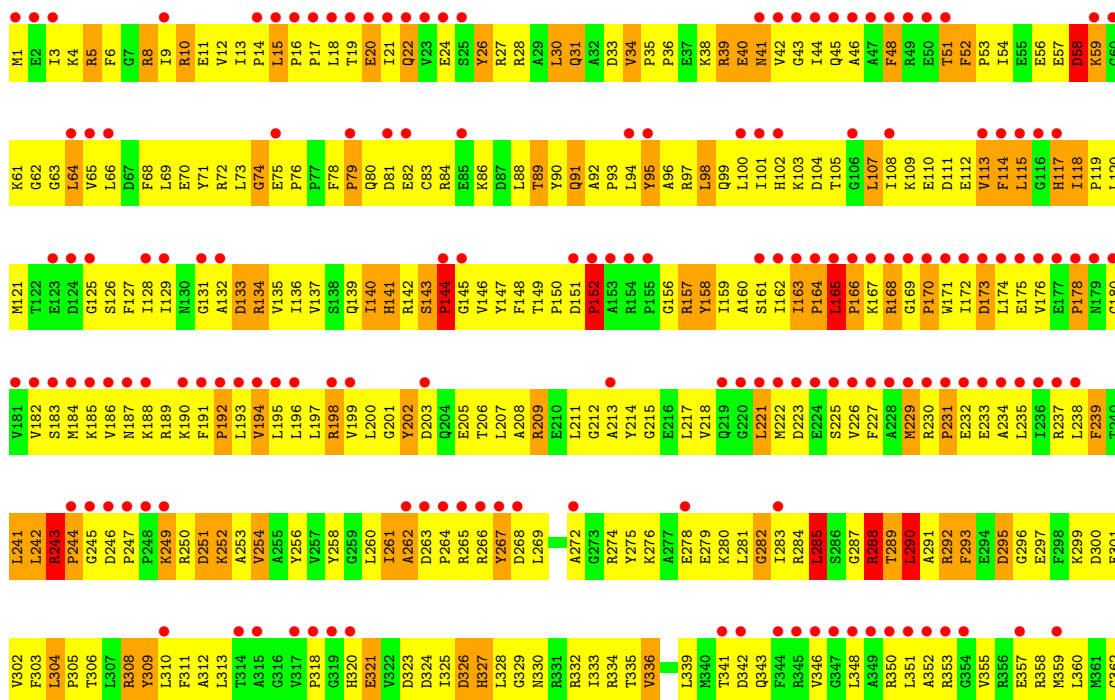


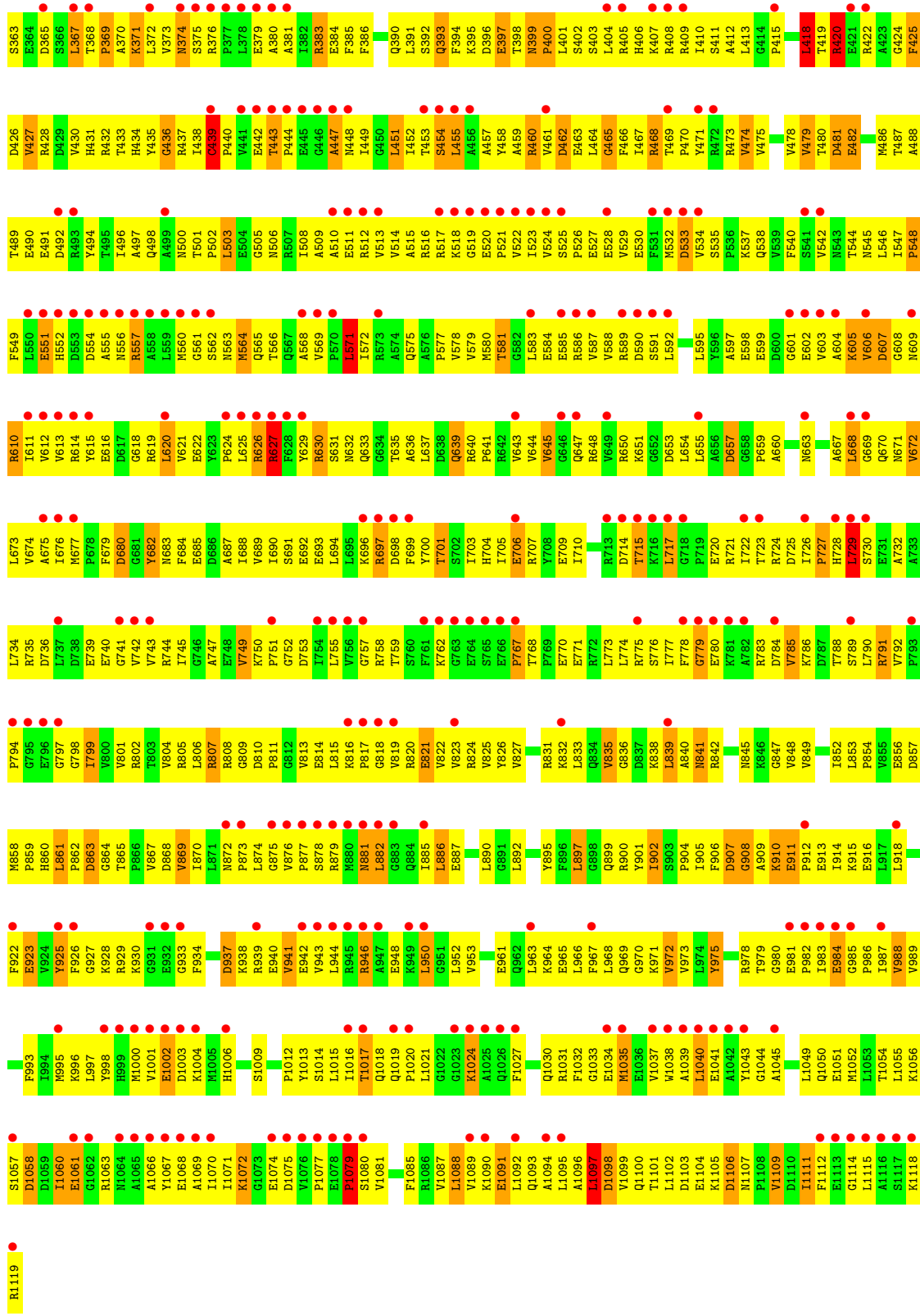
• Molecule 1: DNA-directed RNA polymerase alpha chain





● Molecule 2: DNA-directed RNA polymerase beta chain

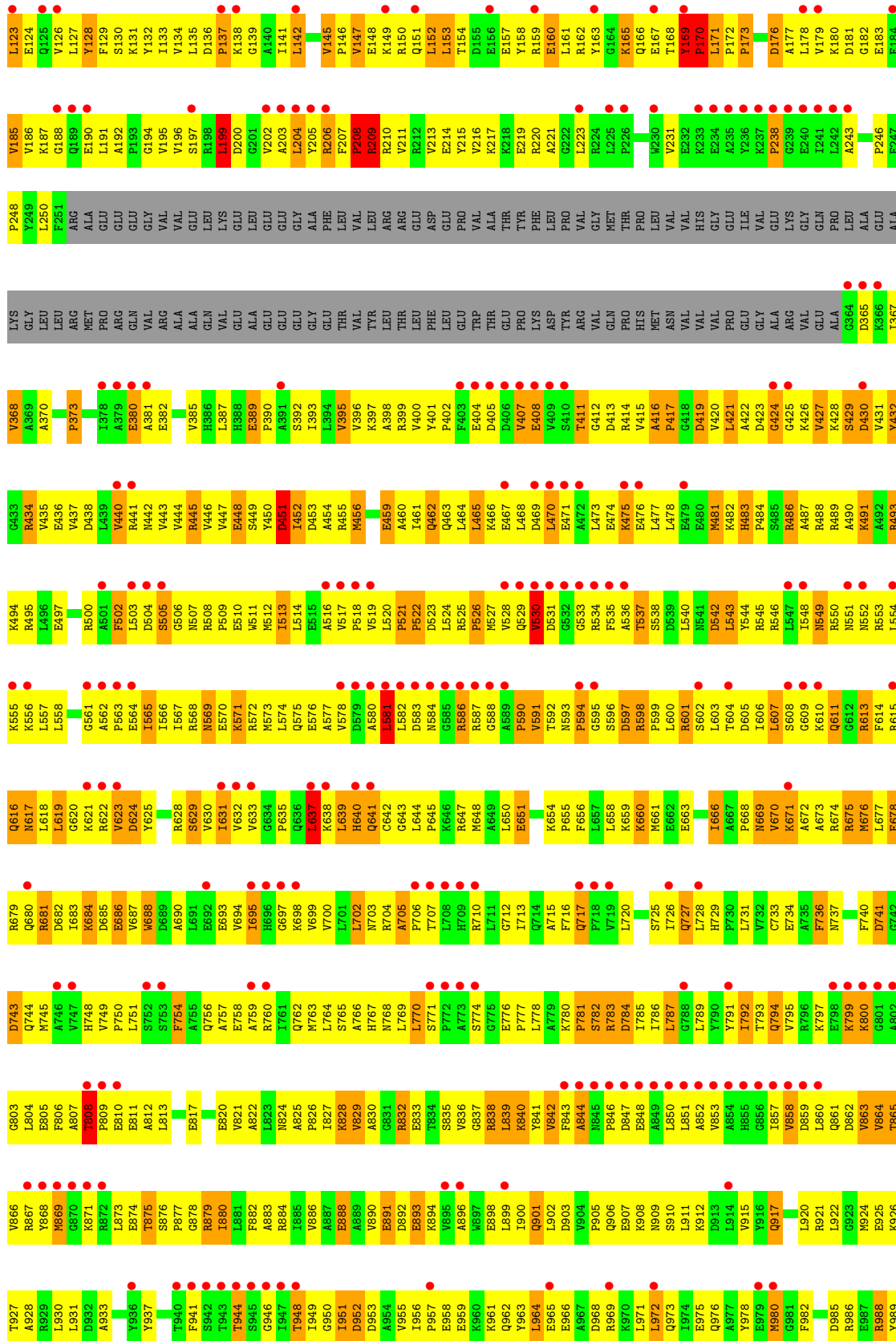





● Molecule 3: DNA-directed RNA polymerase beta' chain

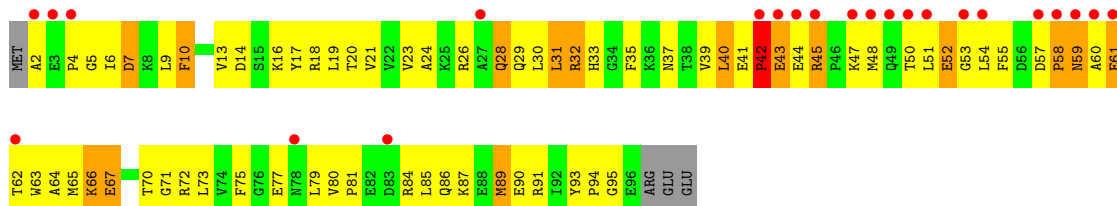


G803	D741	R679	M617	L557	L496	V435	P373	F251	E184	L123	G61	MET
L804	G742	Q680	L618	L558	E497	E436	P374	ARG	V185	E124	K62	K2
E805	D743	D682	L619	A559	V498	D437	E374	ALA	V186	E125	K63	K3
F806	Q744	D682	G620	Q560	V499	D438	G375	GLU	K187	Q126	K64	E4
A807	M745	G684	K621	A561	R501	L439	I377	GLU	G188	L127	R65	V5
T808	K684	R622	A600	A562	A500	V440	I378	GLN	G189	Y128	Q66	R6
P809	K685	F623	F502	P563	F502	R441	A379	VAL	E190	F129	R67	K7
E810	H748	E686	D504	E564	L503	N442	A380	ARG	L191	S130	V6	V8
E811	V749	W687	D504	E564	D504	V443	A381	VAL	A192	K131	E68	R9
L812	S750	W688	S505	S505	S505	V444	E382	ALA	F193	Y132	E69	I10
L813	L751	W688	S506	S506	S506	R445	E382	GLN	F193	I133	V72	A11
A814	S752	A690	R507	R507	R507	V446	V385	VAL	G194	I133	W73	L12
A815	S753	A691	R508	R508	R508	V447	H386	GLY	V195	V134	C74	A13
H816	F754	S629	P509	P509	P509	V448	L387	LEU	V196	L135	E74	A13
E817	A755	I631	S449	S449	S449	E448	H388	LEU	S197	D136	R75	S14
R818	Q756	L632	S450	S450	S450	S449	H388	GLU	L199	P137	C76	P15
C819	A757	W633	Y450	Y450	Y450	D451	O389	GLU	G199	K138	G77	E16
E820	E758	G634	D451	D451	D451	I452	P390	GLY	L199	G139	C78	K17
W821	A759	G635	D453	D453	D453	D453	A391	ALA	G201	W78	E79	I18
A822	R760	G636	D454	D454	D454	D454	S392	PHE	W202	I141	W80	R19
L823	L761	L637	A454	A454	A454	R455	I393	LEU	A203	L142	T81	S20
N824	Q762	W638	R455	R455	R455	M456	L394	VAL	L204	K82	K82	W21
A825	M763	L639	G463	G463	G463	G463	V395	LEU	W205	V145	S83	S22
P826	L764	H640	R456	R456	R456	E459	V396	ARG	R206	P146	S83	Y23
L827	S765	Q641	E459	E459	E459	A459	K397	ARG	F207	V147	W85	G24
K828	A766	C642	A460	A460	A460	A460	A398	LEU	F208	E148	R86	F25
W829	H767	G643	L461	L461	L461	L461	R399	ASP	R209	K149	R87	V26
N830	M768	L644	Q462	Q462	Q462	Q462	V400	LEU	R210	R150	Y88	E27
G831	L769	P645	Q463	Q463	Q463	Q463	Y401	LEU	W211	Q115	R89	K28
R832	L770	G646	R465	R465	R465	R465	F402	VAL	R212	L152	M90	P29
E833	S771	R647	L466	L466	L466	L466	F403	THR	E213	L153	G91	E30
T834	W772	M648	E467	E467	E467	E467	E404	THR	E214	T154	H92	T31
S835	A773	A649	L468	L468	L468	L468	D405	PRO	Y215	D155	I93	I32
W836	S774	L650	D469	D469	D469	D469	A406	LYS	W216	E156	E94	S33
G837	Q775	E651	L470	L470	L470	L470	V407	LEU	K217	E157	L95	R34
R838	E776	L652	E471	E471	E471	E471	V408	ARG	A221	Y158	A96	Y35
L839	F777	N593	G532	G532	G532	G532	S410	VAL	G222	R159	T36	R35
K840	L778	P594	R534	R534	R534	R534	T411	GLN	L223	E160	L37	L37
Y841	P781	G595	F535	F535	F535	F535	D412	PRO	G226	L161	A99	K38
F842	L720	S596	A536	A536	A536	A536	D413	PRO	F226	R162	A100	P39
F843	W721	D597	T537	T537	T537	T537	R414	LEU	A229	Y163	H101	E50
A844	E722	R598	S538	S538	S538	S538	V415	ASN	G231	I102	I102	R41
K845	G723	P599	D539	D539	D539	D539	A416	VAL	A230	K165	W103	D42
P846	Q724	L600	L540	L540	L540	L540	P417	VAL	V231	Q166	F104	G43
D847	S725	R601	M541	M541	M541	M541	G418	HIS	E232	E167	V105	L44
E848	I726	S602	D542	D542	D542	D542	L421	PRO	E233	T168	K106	F45
A849	Q727	L603	L543	L543	L543	L543	K482	GLU	K234	Y169	D107	D46
L850	L728	T604	Y544	Y544	Y544	Y544	H483	ILE	E234	P170	V108	E47
L851	Y790	D605	R545	R545	R545	R545	P484	VAL	A235	L171	P109	R48
A852	Y791	L606	R546	R546	R546	R546	S485	ARG	F238	P172	S110	I49
S853	I792	L607	L547	L547	L547	L547	G425	VAL	G238	P173	K111	F50
A854	Y793	S608	L548	L548	L548	L548	R426	GLN	I241	G174	I112	G51
H855	Q794	Q609	N549	N549	N549	N549	K427	PRO	L242	V175	P52	P52
G856	Y795	R610	R550	R550	R550	R550	K428	LEU	A243	D176	L115	I53
I857	R796	G611	N551	N551	N551	N551	S429	ALA	G364	A177	L116	K54
W858	K797	G612	K491	K491	K491	K491	D430	ALA	F246	L178	D117	D55
D859	E798	R613	A492	A492	A492	A492	V431	ALA	E247	W179	L118	Y66
L860	K800	F614	R493	R493	R493	R493	G432	LYS	P248	K180	S119	E57
Q861	L677	R615	K494	K494	K494	K494	G433	GLY	F249	D181	A120	C58
D862	Q616	Q616	K556	K556	K556	K556	R434	LEU	L250	E183	T121	A59



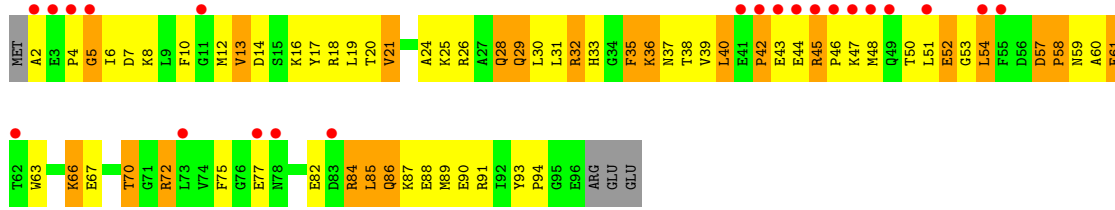


● Molecule 4: RNA polymerase omega chain


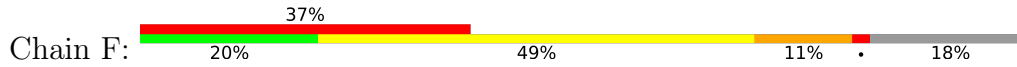


● Molecule 4: RNA polymerase omega chain

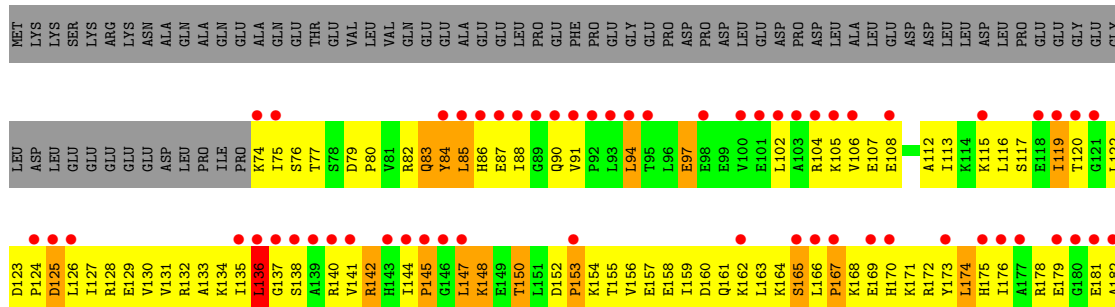
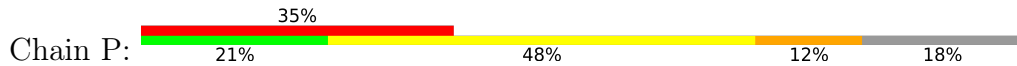


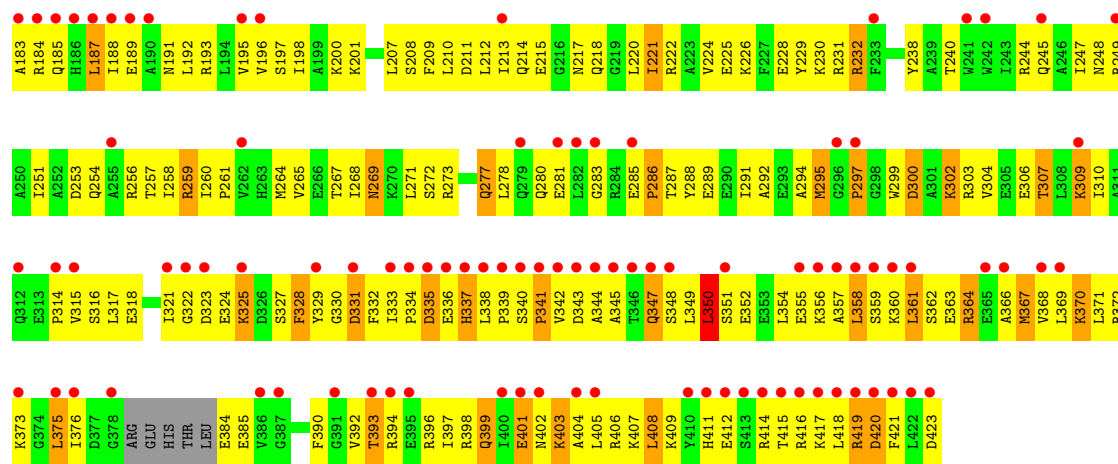


• Molecule 5: RNA polymerase sigma factor rpoD



• Molecule 5: RNA polymerase sigma factor rpoD





4 Data and refinement statistics i

Property	Value	Source
Space group	P 32	Depositor
Cell constants a, b, c, α , β , γ	239.50Å 239.50Å 253.10Å 90.00° 90.00° 120.00°	Depositor
Resolution (Å)	25.00 – 2.40 36.81 – 2.40	Depositor EDS
% Data completeness (in resolution range)	(Not available) (25.00-2.40) 95.2 (36.81-2.40)	Depositor EDS
R_{merge}	0.10	Depositor
R_{sym}	(Not available)	Depositor
$\langle I/\sigma(I) \rangle$ ¹	4.65 (at 2.39Å)	Xtrriage
Refinement program	CNS 1.1	Depositor
R, R_{free}	0.237 , 0.274 0.235 , 0.272	Depositor DCC
R_{free} test set	34795 reflections (5.75%)	wwPDB-VP
Wilson B-factor (Å ²)	33.7	Xtrriage
Anisotropy	0.106	Xtrriage
Bulk solvent k_{sol} (e/Å ³), B_{sol} (Å ²)	(Not available) , (Not available)	EDS
L-test for twinning ²	$\langle L \rangle = 0.42$, $\langle L^2 \rangle = 0.25$	Xtrriage
Estimated twinning fraction	0.499 for -h,-k,l 0.065 for h,-h-k,-l 0.065 for -k,-h,-l	Xtrriage
Reported twinning fraction	0.500 for H, K, L 0.500 for -h,-k,l	Depositor
Outliers	0 of 604645 reflections	Xtrriage
F_o, F_c correlation	0.70	EDS
Total number of atoms	61800	wwPDB-VP
Average B, all atoms (Å ²)	51.0	wwPDB-VP

Xtrriage's analysis on translational NCS is as follows: *The largest off-origin peak in the Patterson function is 1.81% of the height of the origin peak. No significant pseudotranslation is detected.*

¹Intensities estimated from amplitudes.

²Theoretical values of $\langle |L| \rangle$, $\langle L^2 \rangle$ for acentric reflections are 0.5, 0.333 respectively for untwinned datasets, and 0.375, 0.2 for perfectly twinned datasets.

5 Model quality i

5.1 Standard geometry i

Bond lengths and bond angles in the following residue types are not validated in this section: TGT, ZN, MG

The Z score for a bond length (or angle) is the number of standard deviations the observed value is removed from the expected value. A bond length (or angle) with $|Z| > 5$ is considered an outlier worth inspection. RMSZ is the root-mean-square of all Z scores of the bond lengths (or angles).

Mol	Chain	Bond lengths		Bond angles	
		RMSZ	# $ Z > 5$	RMSZ	# $ Z > 5$
1	A	0.77	0/1838	0.86	3/2498 (0.1%)
1	B	0.70	0/1838	0.83	4/2498 (0.2%)
1	K	0.76	0/1838	0.85	4/2498 (0.2%)
1	L	0.73	0/1838	0.76	0/2498
2	C	0.81	0/8997	0.89	8/12164 (0.1%)
2	M	0.80	2/8997 (0.0%)	0.89	12/12164 (0.1%)
3	D	0.82	0/10975	0.92	21/14836 (0.1%)
3	N	0.80	1/10975 (0.0%)	0.92	17/14836 (0.1%)
4	E	0.80	0/783	0.94	0/1054
4	O	0.81	0/783	0.92	0/1054
5	F	0.71	0/2812	0.81	1/3781 (0.0%)
5	P	0.72	0/2812	0.78	2/3781 (0.1%)
All	All	0.79	3/54486 (0.0%)	0.89	72/73662 (0.1%)

All (3) bond length outliers are listed below:

Mol	Chain	Res	Type	Atoms	Z	Observed(Å)	Ideal(Å)
3	N	733	CYS	CB-SG	-5.54	1.72	1.81
2	M	202	TYR	CD2-CE2	5.05	1.47	1.39
2	M	682	TYR	CD2-CE2	5.02	1.46	1.39

All (72) bond angle outliers are listed below:

Mol	Chain	Res	Type	Atoms	Z	Observed(°)	Ideal(°)
1	B	138	LEU	CA-CB-CG	10.11	138.56	115.30
3	N	199	LEU	CA-CB-CG	-8.78	95.11	115.30
2	M	557	ARG	NE-CZ-NH2	7.73	124.17	120.30
3	D	199	LEU	CA-CB-CG	-7.64	97.72	115.30
3	N	1389	LEU	CA-CB-CG	7.54	132.65	115.30
2	M	165	LEU	C-N-CD	-6.96	105.28	120.60

Continued on next page...

Continued from previous page...

Mol	Chain	Res	Type	Atoms	Z	Observed(°)	Ideal(°)
3	N	1068	LEU	CA-CB-CG	-6.78	99.71	115.30
2	C	367	LEU	CA-CB-CG	6.74	130.79	115.30
1	K	115	LEU	CA-CB-CG	6.68	130.66	115.30
3	D	708	LEU	CA-CB-CG	-6.63	100.06	115.30
3	N	1029	ARG	NE-CZ-NH2	-6.57	117.01	120.30
1	A	192	LEU	CA-CB-CG	6.49	130.22	115.30
3	D	813	LEU	CA-CB-CG	6.27	129.72	115.30
2	M	1097	LEU	CA-CB-CG	6.25	129.66	115.30
3	D	1389	LEU	CA-CB-CG	6.20	129.57	115.30
3	D	1029	ARG	NE-CZ-NH2	-6.18	117.21	120.30
5	F	136	LEU	CA-CB-CG	6.09	129.31	115.30
2	M	243	ARG	C-N-CD	-6.08	107.23	120.60
2	C	165	LEU	C-N-CD	-5.92	107.57	120.60
3	D	637	LEU	CA-CB-CG	5.90	128.87	115.30
1	A	115	LEU	CA-CB-CG	5.89	128.84	115.30
2	M	418	LEU	CA-CB-CG	-5.86	101.82	115.30
1	A	90	LEU	CA-CB-CG	-5.79	101.99	115.30
3	D	1209	LEU	N-CA-C	-5.76	95.46	111.00
3	D	783	ARG	NE-CZ-NH2	5.73	123.16	120.30
2	C	243	ARG	C-N-CD	-5.72	108.01	120.60
3	N	209	ARG	N-CA-C	5.71	126.43	111.00
1	K	127	LEU	CA-CB-CG	5.68	128.36	115.30
2	M	285	LEU	CA-CB-CG	5.65	128.30	115.30
3	N	1209	LEU	N-CA-C	-5.63	95.80	111.00
3	N	581	LEU	CA-CB-CG	5.61	128.20	115.30
2	C	290	LEU	CA-CB-CG	5.59	128.16	115.30
2	C	88	LEU	CA-CB-CG	5.58	128.13	115.30
3	D	1395	LEU	CA-CB-CG	5.58	128.13	115.30
5	P	136	LEU	CA-CB-CG	5.58	128.12	115.30
3	N	743	ASP	CB-CG-OD2	5.57	123.31	118.30
3	D	209	ARG	N-CA-C	5.56	126.02	111.00
1	K	2	LEU	CA-CB-CG	5.54	128.05	115.30
3	D	171	LEU	CA-CB-CG	5.53	128.02	115.30
3	D	73	CYS	CA-CB-SG	5.53	123.95	114.00
3	D	238	PRO	N-CA-CB	5.45	109.84	103.30
1	B	25	LEU	CA-CB-CG	5.42	127.76	115.30
3	N	1312	LEU	CA-CB-CG	5.41	127.75	115.30
3	N	637	LEU	CA-CB-CG	5.41	127.73	115.30
3	D	581	LEU	CA-CB-CG	5.41	127.73	115.30
5	P	350	LEU	CA-CB-CG	5.38	127.68	115.30
2	M	98	LEU	CA-CB-CG	5.38	127.67	115.30
1	B	2	LEU	CA-CB-CG	5.37	127.66	115.30

Continued on next page...

Continued from previous page...

Mol	Chain	Res	Type	Atoms	Z	Observed(°)	Ideal(°)
3	D	1420	LEU	CB-CG-CD2	-5.36	101.90	111.00
3	D	208	PRO	CA-N-CD	-5.34	104.03	111.50
3	N	238	PRO	N-CA-CB	5.33	109.69	103.30
2	M	571	LEU	CA-CB-CG	5.29	127.47	115.30
2	M	439	CYS	CA-CB-SG	5.29	123.51	114.00
2	M	729	LEU	CA-CB-CG	-5.28	103.15	115.30
3	N	373	PRO	N-CA-CB	5.25	109.60	103.30
3	N	208	PRO	CA-N-CD	-5.24	104.17	111.50
3	N	248	PRO	N-CA-CB	5.22	109.57	103.30
2	M	58	ASP	C-N-CA	5.22	134.74	121.70
2	C	620	LEU	CA-CB-CG	5.21	127.29	115.30
3	N	380	GLU	N-CA-C	-5.21	96.92	111.00
2	C	58	ASP	C-N-CA	5.20	134.71	121.70
3	D	81	THR	N-CA-C	-5.16	97.07	111.00
3	D	76	CYS	CA-CB-SG	5.13	123.23	114.00
3	N	81	THR	N-CA-C	-5.12	97.18	111.00
2	M	729	LEU	N-CA-C	5.09	124.74	111.00
3	D	248	PRO	N-CA-CB	5.04	109.35	103.30
2	C	1098	ASP	CB-CG-OD1	5.03	122.83	118.30
3	D	21	TRP	CA-CB-CG	5.03	123.26	113.70
1	K	211	LEU	CA-CB-CG	5.03	126.86	115.30
3	D	380	GLU	N-CA-C	-5.03	97.43	111.00
1	B	62	LEU	CA-CB-CG	5.02	126.86	115.30
3	N	1420	LEU	CA-CB-CG	5.02	126.84	115.30

There are no chirality outliers.

There are no planarity outliers.

5.2 Too-close contacts

In the following table, the Non-H and H(model) columns list the number of non-hydrogen atoms and hydrogen atoms in the chain respectively. The H(added) column lists the number of hydrogen atoms added and optimized by MolProbity. The Clashes column lists the number of clashes within the asymmetric unit, whereas Symm-Clashes lists symmetry-related clashes.

Mol	Chain	Non-H	H(model)	H(added)	Clashes	Symm-Clashes
1	A	1806	0	1861	232	0
1	B	1806	0	1861	217	0
1	K	1806	0	1861	195	0
1	L	1806	0	1861	216	0
2	C	8829	0	8933	1248	0

Continued on next page...

Continued from previous page...

Mol	Chain	Non-H	H(model)	H(added)	Clashes	Symm-Clashes
2	M	8829	0	8933	1139	0
3	D	10797	0	10873	1481	0
3	N	10797	0	10873	1398	0
4	E	769	0	775	101	0
4	O	769	0	775	98	0
5	F	2771	0	2844	350	0
5	P	2771	0	2844	345	0
6	C	1	0	0	0	0
6	D	1	0	0	0	0
6	N	2	0	0	0	0
7	D	2	0	0	0	0
7	N	2	0	0	0	0
8	D	26	0	15	3	0
8	N	26	0	14	1	0
9	A	250	0	0	46	0
9	B	329	0	0	67	0
9	C	1321	0	0	266	0
9	D	1655	0	0	324	0
9	E	176	0	0	32	0
9	F	519	0	0	103	0
9	K	278	0	0	43	0
9	L	309	0	0	68	0
9	M	1236	0	0	259	0
9	N	1552	0	0	306	0
9	O	137	0	0	23	0
9	P	422	0	0	84	0
All	All	61800	0	54323	6611	0

The all-atom clashscore is defined as the number of clashes found per 1000 atoms (including hydrogen atoms). The all-atom clashscore for this structure is 61.

All (6611) close contacts within the same asymmetric unit are listed below, sorted by their clash magnitude.

Atom-1	Atom-2	Interatomic distance (Å)	Clash overlap (Å)
2:M:409:ARG:HA	2:M:454:SER:HA	1.20	1.15
3:D:1045:MET:HG2	3:D:1073:SER:HA	1.33	1.10
3:D:119:SER:HB2	3:D:123:LEU:H	1.23	1.04
2:C:987:ILE:HG23	3:D:948:THR:HG21	1.41	1.02
2:C:457:ALA:HB3	2:C:538:GLN:HA	1.43	1.01
3:D:422:ALA:HB3	3:D:427:VAL:HG22	1.39	1.00
2:M:197:LEU:HD13	2:M:207:LEU:HD11	1.43	1.00

Continued on next page...

Continued from previous page...

Atom-1	Atom-2	Interatomic distance (Å)	Clash overlap (Å)
3:N:567:ILE:HG22	3:N:571:LYS:HZ1	1.23	1.00
2:M:952:LEU:HD12	2:M:969:GLN:HE22	1.25	0.99
2:C:979:THR:HG23	2:C:981:GLU:H	1.26	0.99
3:N:197:SER:HB3	3:N:203:ALA:HB3	1.44	0.99
3:N:1096:ARG:HH11	3:N:1096:ARG:HB2	1.24	0.99
2:C:110:GLU:HG2	2:C:369:PRO:HB3	1.45	0.98
3:N:422:ALA:HB1	5:P:178:ARG:HH12	1.26	0.97
2:C:874:LEU:HD21	3:D:787:LEU:HD22	1.43	0.97
3:D:197:SER:HB3	3:D:203:ALA:HB3	1.45	0.96
3:N:1033:GLN:HE21	3:N:1036:ARG:HH11	1.01	0.96
2:M:194:VAL:HA	2:M:197:LEU:HD12	1.45	0.96
3:D:540:LEU:HD21	3:D:603:LEU:HD21	1.47	0.96
3:D:1101:VAL:HG21	3:D:1424:VAL:HG22	1.47	0.95
3:D:9:ARG:HH12	3:D:506:GLY:HA2	1.31	0.95
1:K:42:ARG:HH12	2:M:857:ASP:HB3	1.30	0.94
2:M:169:GLY:HA2	2:M:263:ASP:HB3	1.49	0.94
1:L:1:MET:HG2	1:L:5:LYS:HB3	1.49	0.94
2:C:724:ARG:HG3	2:C:741:GLY:H	1.30	0.94
3:N:871:LYS:HE2	3:N:873:LEU:HD21	1.48	0.94
3:N:26:VAL:HG11	3:N:44:LEU:HD23	1.48	0.94
1:A:63:HIS:HB3	2:C:746:GLY:HA2	1.48	0.93
5:P:166:LEU:HB3	5:P:170:HIS:HB2	1.50	0.93
3:D:1468:LEU:HD22	3:D:1470:ARG:HB2	1.50	0.93
2:C:768:THR:HB	2:C:771:GLU:HB3	1.51	0.93
3:N:671:LYS:HZ3	3:N:675:ARG:HE	1.12	0.93
3:D:478:LEU:HD21	3:D:500:ARG:HH21	1.34	0.93
3:N:187:LYS:HE2	3:N:213:VAL:HG12	1.51	0.93
2:C:211:LEU:HD11	2:C:308:ARG:HB2	1.52	0.92
3:D:52:PRO:HG2	3:D:80:VAL:HG13	1.49	0.92
3:D:171:LEU:HD22	3:D:390:PRO:HG3	1.52	0.92
3:D:18:ILE:HG23	3:D:518:PRO:HG3	1.51	0.92
1:K:186:LEU:HB2	1:K:192:LEU:HD11	1.52	0.92
2:C:150:PRO:HA	2:C:158:TYR:HB3	1.50	0.92
2:M:1096:ALA:O	3:N:13:ALA:HB2	1.69	0.91
2:M:462:ASP:HB3	2:M:468:ARG:HD2	1.50	0.91
2:M:110:GLU:HG2	2:M:369:PRO:HG3	1.51	0.91
2:M:857:ASP:HB2	2:M:978:ARG:HG2	1.48	0.91
2:C:328:LEU:HD13	2:C:433:THR:HB	1.52	0.91
2:C:775:ARG:HH21	2:C:782:ALA:HB1	1.35	0.91
2:M:762:LYS:HA	2:M:786:LYS:HD2	1.50	0.91
5:P:156:VAL:HA	5:P:159:ILE:HD12	1.51	0.91

Continued on next page...

Continued from previous page...

Atom-1	Atom-2	Interatomic distance (Å)	Clash overlap (Å)
3:N:835:SER:H	3:N:838:ARG:HH21	1.10	0.91
3:D:553:ARG:HH12	5:F:211:ASP:HA	1.35	0.91
3:D:530:VAL:HB	3:D:534:ARG:HB2	1.53	0.90
3:D:562:ALA:HB1	3:D:567:ILE:HD11	1.54	0.90
5:P:76:SER:O	5:P:80:PRO:HD2	1.71	0.90
2:C:54:ILE:HD11	2:C:356:ARG:HG3	1.54	0.89
2:C:479:VAL:HG21	2:C:503:LEU:HD11	1.52	0.89
2:C:630:ARG:HH21	2:C:705:ILE:HG22	1.34	0.89
3:N:1018:ASN:HB3	3:N:1021:TYR:HB3	1.53	0.89
1:A:14:ARG:NH2	1:A:22:GLU:HB3	1.87	0.89
2:M:8:ARG:HD2	2:M:10:ARG:HH22	1.38	0.89
3:D:1310:ARG:H	3:D:1310:ARG:HD3	1.37	0.89
3:N:145:VAL:HG22	3:N:146:PRO:HD2	1.54	0.89
3:D:65:ARG:HG3	3:D:66:GLN:H	1.38	0.89
5:F:166:LEU:HB3	5:F:170:HIS:HB2	1.52	0.89
2:C:1087:VAL:HG11	3:D:613:ARG:HH21	1.38	0.89
1:A:186:LEU:HB2	1:A:192:LEU:HD11	1.54	0.88
3:D:141:ILE:HD13	3:D:450:TYR:HB2	1.52	0.88
3:N:73:CYS:HB3	3:N:76:CYS:O	1.74	0.88
1:A:14:ARG:HH21	1:A:22:GLU:HB3	1.36	0.88
3:N:1476:THR:HG23	4:O:21:VAL:HG22	1.56	0.88
5:P:394:ARG:HA	5:P:397:ILE:HD12	1.55	0.88
3:D:214:GLU:HB2	3:D:390:PRO:HD2	1.55	0.87
2:M:150:PRO:HA	2:M:158:TYR:HB3	1.56	0.87
3:N:55:ASP:HA	3:N:82:LYS:HG3	1.56	0.87
3:N:44:LEU:HB3	3:N:525:ARG:HH21	1.37	0.87
3:D:1372:VAL:HA	3:D:1375:MET:HE3	1.57	0.87
3:D:1466:VAL:HG23	3:D:1472:ILE:HD11	1.55	0.87
1:B:87:VAL:HG21	1:B:144:VAL:HG11	1.55	0.86
1:K:24:VAL:HG22	1:K:196:THR:HB	1.54	0.86
2:C:362:GLY:HA3	2:C:367:LEU:HD23	1.58	0.86
2:C:1097:LEU:HD22	2:C:1097:LEU:H	1.41	0.86
1:B:77:GLU:HB3	9:B:380:HOH:O	1.76	0.86
2:C:774:LEU:HA	2:C:777:ILE:HD12	1.55	0.86
3:D:1026:SER:HA	9:D:9142:HOH:O	1.76	0.86
3:D:1393:GLN:HB2	3:D:1398:TRP:HE1	1.38	0.86
2:M:146:VAL:HG22	2:M:162:ILE:HA	1.57	0.86
5:P:163:LEU:HB3	5:P:174:LEU:HG	1.55	0.86
2:M:411:SER:HA	2:M:452:ILE:HA	1.54	0.86
5:F:273:ARG:HA	5:F:276:ARG:HD2	1.58	0.86
3:D:1223:ILE:H	3:D:1223:ILE:HD12	1.40	0.85

Continued on next page...

Continued from previous page...

Atom-1	Atom-2	Interatomic distance (Å)	Clash overlap (Å)
3:N:1290:LEU:HD23	3:N:1291:SER:H	1.41	0.85
5:P:355:GLU:HA	5:P:358:LEU:HD23	1.58	0.85
5:P:375:LEU:HG	5:P:376:ILE:HG13	1.57	0.85
3:D:796:ARG:HG3	3:D:828:LYS:HD2	1.56	0.85
1:L:32:PHE:HB2	9:L:1714:HOH:O	1.75	0.85
3:N:1095:THR:HG23	3:N:1230:GLY:HA3	1.58	0.85
2:C:597:ALA:HB2	2:C:655:LEU:HD21	1.57	0.85
5:P:361:LEU:HD22	5:P:366:ALA:HB2	1.58	0.85
3:N:695:ILE:HA	9:N:9171:HOH:O	1.77	0.85
3:D:148:GLU:HB3	3:D:151:GLN:HB2	1.55	0.85
2:M:362:GLY:HA3	2:M:367:LEU:HD23	1.59	0.85
1:B:206:THR:HG22	1:B:209:GLU:HB2	1.58	0.85
5:F:394:ARG:HA	5:F:397:ILE:HD12	1.58	0.85
3:N:890:VAL:HG12	3:N:926:LYS:HG2	1.57	0.85
3:N:1379:VAL:HG12	3:N:1419:PRO:HA	1.59	0.85
2:C:101:ILE:HG23	2:C:107:LEU:HD22	1.58	0.85
2:C:579:VAL:HG11	2:C:887:GLU:HG3	1.59	0.85
3:D:1197:ARG:HG3	3:D:1198:TYR:H	1.41	0.85
3:N:194:GLY:H	3:N:206:ARG:HA	1.41	0.85
2:C:251:ASP:HB3	2:C:252:LYS:HD2	1.59	0.85
3:D:1481:VAL:HG11	4:E:18:ARG:HA	1.58	0.85
3:N:422:ALA:HB3	3:N:427:VAL:HG22	1.58	0.85
2:M:409:ARG:HA	2:M:454:SER:CA	2.07	0.84
3:D:29:PRO:HG3	3:D:549:ASN:HD21	1.42	0.84
3:D:194:GLY:H	3:D:206:ARG:HA	1.41	0.84
3:N:1205:TYR:HD2	3:N:1215:VAL:HG21	1.42	0.84
3:D:908:LYS:HB3	3:D:1027:GLY:HA3	1.59	0.84
2:C:1081:VAL:HG21	2:C:1111:ILE:HG22	1.58	0.84
3:N:558:LEU:HD13	5:P:145:PRO:HB3	1.57	0.84
5:P:161:GLN:HA	5:P:164:LYS:HD2	1.59	0.84
3:N:1033:GLN:NE2	3:N:1036:ARG:HH11	1.74	0.84
3:D:141:ILE:HG12	3:D:449:SER:HA	1.58	0.84
3:D:800:LYS:HE3	3:D:830:ALA:HB3	1.60	0.84
3:N:783:ARG:HD2	3:N:1029:ARG:HG2	1.59	0.84
3:D:191:LEU:HD12	3:D:211:VAL:HG21	1.60	0.83
3:N:422:ALA:H	3:N:427:VAL:HG11	1.43	0.83
2:C:433:THR:HG21	2:C:488:ALA:HB1	1.60	0.83
3:D:178:LEU:HD21	9:D:2576:HOH:O	1.76	0.83
3:D:795:VAL:HG11	3:D:863:VAL:HG13	1.60	0.83
5:F:260:ILE:HG23	5:F:264:MET:HB2	1.59	0.83
1:K:117:VAL:HB	1:K:120:VAL:HG12	1.58	0.83

Continued on next page...

Continued from previous page...

Atom-1	Atom-2	Interatomic distance (Å)	Clash overlap (Å)
2:C:565:GLN:HA	2:C:995:MET:HE3	1.61	0.83
2:M:10:ARG:HH11	2:M:10:ARG:HA	1.42	0.83
1:B:179:PHE:HB3	1:B:197:LEU:HG	1.61	0.83
3:D:1209:LEU:HD21	4:E:16:LYS:NZ	1.93	0.83
4:O:13:VAL:HG21	4:O:19:LEU:HB2	1.60	0.83
5:F:163:LEU:HB3	5:F:174:LEU:HG	1.59	0.83
3:D:131:LYS:HG3	3:D:568:ARG:HG2	1.59	0.83
3:N:800:LYS:HE3	3:N:830:ALA:HB3	1.61	0.83
3:N:865:THR:HG23	3:N:874:GLU:HG2	1.60	0.83
2:C:890:LEU:HA	2:C:914:ILE:HD11	1.60	0.82
3:D:26:VAL:HG11	3:D:44:LEU:HD23	1.61	0.82
3:D:1147:ARG:HB2	3:D:1166:LEU:HD21	1.61	0.82
3:D:1129:THR:HG23	3:D:1130:ARG:H	1.42	0.82
5:F:85:LEU:HA	5:F:88:ILE:HD12	1.59	0.82
3:N:898:GLU:HB3	3:N:921:ARG:HH22	1.44	0.82
2:C:689:VAL:HB	2:C:870:ILE:HG13	1.59	0.82
3:N:52:PRO:HG3	3:N:78:VAL:HG13	1.60	0.82
3:N:513:ILE:HA	9:N:9341:HOH:O	1.79	0.82
1:B:57:TYR:HB3	1:B:141:GLU:HG3	1.61	0.82
2:C:232:GLU:HA	2:C:235:LEU:HD12	1.62	0.82
5:P:411:HIS:HA	5:P:414:ARG:HG3	1.62	0.82
2:C:1115:LEU:HA	3:D:89:ARG:HH21	1.43	0.82
3:N:18:ILE:HG23	3:N:518:PRO:HG3	1.61	0.82
2:C:1114:GLY:H	2:C:1115:LEU:HD12	1.45	0.82
3:N:462:GLN:HA	3:N:513:ILE:HD13	1.61	0.82
5:F:93:LEU:HD22	5:F:98:GLU:HB3	1.61	0.82
2:M:292:ARG:HB2	2:M:299:LYS:HE2	1.61	0.82
5:P:291:ILE:HG21	5:P:304:VAL:HG11	1.61	0.82
2:C:124:ASP:HB3	2:C:592:LEU:HD12	1.60	0.82
3:N:59:ALA:HA	9:N:2106:HOH:O	1.79	0.82
3:N:1383:ASP:HB2	3:N:1416:ALA:HB3	1.61	0.82
5:P:120:THR:HB	9:P:756:HOH:O	1.79	0.81
1:B:89:PHE:HB3	1:B:94:LEU:HD13	1.62	0.81
5:P:358:LEU:HD13	5:P:370:LYS:HE3	1.61	0.81
1:B:94:LEU:HD21	1:B:119:ASP:HB2	1.63	0.81
2:C:64:LEU:HD22	2:C:359:MET:HG3	1.62	0.81
2:C:773:LEU:HB2	5:F:373:LYS:HB3	1.62	0.81
3:N:14:SER:H	3:N:17:LYS:NZ	1.79	0.81
3:D:101:HIS:HD1	3:D:103:TRP:HB2	1.44	0.81
5:F:411:HIS:HA	5:F:414:ARG:HG3	1.62	0.81
1:L:158:ILE:HB	9:L:3186:HOH:O	1.79	0.81

Continued on next page...

Continued from previous page...

Atom-1	Atom-2	Interatomic distance (Å)	Clash overlap (Å)
3:N:214:GLU:HB2	3:N:390:PRO:HD2	1.62	0.81
3:N:567:ILE:HG22	3:N:571:LYS:NZ	1.95	0.81
2:C:186:VAL:HG23	2:C:187:ASN:H	1.45	0.81
2:C:861:LEU:HD23	2:C:862:PRO:HD2	1.61	0.81
2:M:987:ILE:HG23	3:N:948:THR:HG21	1.62	0.81
3:N:1438:ALA:O	3:N:1443:THR:HG22	1.80	0.81
2:C:626:ARG:H	2:C:639:GLN:HE21	1.26	0.81
3:D:971:LEU:HA	3:D:974:ILE:HD12	1.62	0.81
5:F:76:SER:O	5:F:80:PRO:HD2	1.80	0.81
2:M:16:PRO:HB3	2:M:460:ARG:HH22	1.46	0.81
2:M:537:LYS:HG3	2:M:545:ASN:HD21	1.46	0.81
2:C:95:TYR:HD2	2:C:114:PHE:HB3	1.45	0.80
4:E:39:VAL:HB	4:E:72:ARG:HD2	1.63	0.80
2:M:312:ALA:HB1	2:M:318:PRO:HG2	1.63	0.80
2:C:432:ARG:HH11	3:D:1048:PRO:HD2	1.46	0.80
2:C:731:GLU:HA	2:C:734:LEU:HD12	1.63	0.80
3:D:955:VAL:HB	3:D:1011:PHE:HE1	1.46	0.80
2:M:30:LEU:HB3	2:M:44:ILE:HD12	1.61	0.80
1:A:27:PRO:HG2	1:A:186:LEU:HD22	1.63	0.80
3:D:1220:ALA:HB1	3:D:1223:ILE:HD13	1.62	0.80
2:C:312:ALA:HB1	2:C:318:PRO:HG2	1.63	0.80
3:D:1057:VAL:HG13	3:D:1069:GLU:HB3	1.63	0.80
2:C:588:VAL:HB	9:C:9552:HOH:O	1.81	0.80
3:D:73:CYS:HB3	3:D:76:CYS:O	1.81	0.80
5:F:88:ILE:HD13	5:F:193:ARG:HB2	1.61	0.80
5:F:120:THR:HG22	5:F:122:LEU:HD13	1.62	0.80
3:N:46:ASP:HB3	3:N:49:ILE:HG13	1.63	0.80
3:N:493:ARG:HH22	3:N:1389:LEU:HG	1.47	0.80
3:N:520:LEU:HD12	3:N:521:PRO:HD2	1.61	0.80
2:C:773:LEU:HD13	5:F:373:LYS:HG3	1.61	0.80
2:M:670:GLN:HG2	9:M:1945:HOH:O	1.82	0.80
5:F:196:VAL:HG22	5:F:213:ILE:HD13	1.64	0.80
2:C:1010:THR:HG21	5:F:341:PRO:HB2	1.64	0.79
2:M:479:VAL:HG21	2:M:503:LEU:HD11	1.63	0.79
3:N:806:PHE:CE1	3:N:813:LEU:HB3	2.17	0.79
3:N:1393:GLN:HB2	3:N:1398:TRP:HE1	1.47	0.79
3:D:520:LEU:HD12	3:D:521:PRO:HD2	1.63	0.79
5:F:266:GLU:HB2	9:F:739:HOH:O	1.82	0.79
5:F:268:ILE:HA	5:F:271:LEU:HD12	1.65	0.79
3:N:693:GLU:HG3	4:O:48:MET:SD	2.23	0.79
2:C:651:LYS:HA	9:C:9016:HOH:O	1.81	0.79

Continued on next page...

Continued from previous page...

Atom-1	Atom-2	Interatomic distance (Å)	Clash overlap (Å)
5:F:358:LEU:HD11	5:F:370:LYS:HZ2	1.47	0.79
2:M:939:ARG:HD3	2:M:982:PRO:HD3	1.64	0.79
3:N:30:GLU:HG3	3:N:41:ARG:HG2	1.64	0.79
2:C:710:ILE:HB	2:C:790:LEU:HD13	1.63	0.79
3:D:119:SER:HB2	3:D:123:LEU:N	1.96	0.79
3:D:877:PRO:HA	9:D:9270:HOH:O	1.83	0.79
1:L:161:ARG:HH11	1:L:161:ARG:HB2	1.48	0.79
2:C:904:PRO:HD2	2:C:908:GLY:HA2	1.65	0.79
1:L:45:LEU:HD21	1:L:177:VAL:HG22	1.63	0.79
3:D:1105:ILE:HG13	9:D:9744:HOH:O	1.82	0.79
5:F:125:ASP:HA	5:F:128:ARG:NH1	1.98	0.79
3:N:1393:GLN:HB2	3:N:1398:TRP:NE1	1.98	0.79
2:C:197:LEU:HD13	2:C:207:LEU:HD11	1.62	0.79
3:D:513:ILE:HA	9:D:9113:HOH:O	1.82	0.79
2:M:897:LEU:HB3	2:M:899:GLN:HE21	1.48	0.79
3:N:396:VAL:HG21	3:N:447:VAL:HB	1.65	0.79
2:M:557:ARG:HH21	2:M:879:ARG:HE	1.31	0.78
1:B:128:HIS:HA	9:B:464:HOH:O	1.83	0.78
2:C:873:PRO:HG2	3:D:947:ILE:HD12	1.63	0.78
3:D:808:THR:HB	3:D:809:PRO:HD3	1.66	0.78
3:N:119:SER:HB3	3:N:123:LEU:H	1.46	0.78
3:N:601:ARG:NH1	3:N:606:ILE:HA	1.97	0.78
2:C:432:ARG:HH12	3:D:1047:LYS:HD3	1.48	0.78
2:M:15:LEU:HD13	2:M:583:LEU:HD21	1.64	0.78
3:N:141:ILE:HG12	3:N:449:SER:HA	1.63	0.78
3:D:1393:GLN:HB2	3:D:1398:TRP:NE1	1.98	0.78
2:C:108:ILE:HB	2:C:368:THR:OG1	1.83	0.78
2:M:1114:GLY:H	2:M:1115:LEU:HD12	1.47	0.78
3:N:133:ILE:HG21	3:N:454:ALA:HB1	1.64	0.78
3:N:570:GLU:HB2	5:P:214:GLN:NE2	1.98	0.78
2:C:1056:LYS:O	3:D:624:ASP:HB2	1.84	0.78
2:M:557:ARG:HB3	9:M:1397:HOH:O	1.82	0.78
2:M:736:ASP:O	2:M:744:ARG:HG2	1.83	0.78
3:N:907:GLU:HA	9:N:9151:HOH:O	1.81	0.78
3:N:1481:VAL:HG11	4:O:18:ARG:HA	1.65	0.78
3:D:86:ARG:O	3:D:522:PRO:HD2	1.83	0.78
2:M:140:ILE:HA	2:M:332:ARG:O	1.84	0.78
2:C:1042:ALA:HB3	3:D:710:ARG:HB3	1.65	0.78
1:K:89:PHE:HB3	1:K:94:LEU:HD22	1.65	0.78
3:N:37:LEU:HA	9:N:9983:HOH:O	1.82	0.78
1:A:222:LEU:HD12	1:B:215:VAL:HB	1.66	0.78

Continued on next page...

Continued from previous page...

Atom-1	Atom-2	Interatomic distance (Å)	Clash overlap (Å)
2:C:1046:ALA:HB1	3:D:1471:LEU:HD11	1.65	0.78
2:M:572:ILE:HD11	2:M:698:ASP:HB3	1.66	0.78
3:N:90:MET:HA	9:N:9284:HOH:O	1.83	0.78
2:M:937:ASP:HB2	2:M:940:GLU:HG3	1.66	0.77
1:L:87:VAL:HG21	1:L:144:VAL:HG11	1.64	0.77
3:D:637:LEU:HD21	3:D:642:CYS:HA	1.66	0.77
2:M:964:LYS:O	2:M:968:LEU:HG	1.83	0.77
5:P:361:LEU:HD21	5:P:404:ALA:HB1	1.67	0.77
2:C:42:VAL:HG12	2:C:43:GLY:H	1.49	0.77
2:C:1092:LEU:HG	3:D:607:LEU:HD21	1.66	0.77
3:D:543:LEU:HA	3:D:546:ARG:HG3	1.64	0.77
3:D:643:GLY:HA3	3:D:727:GLN:HB2	1.65	0.77
3:N:152:LEU:HD23	3:N:152:LEU:H	1.48	0.77
2:M:904:PRO:HD2	2:M:908:GLY:HA2	1.66	0.77
3:N:750:PRO:HB2	3:N:756:GLN:OE1	1.84	0.77
2:C:281:LEU:HD11	2:C:306:THR:HA	1.67	0.77
3:D:1209:LEU:HD21	4:E:16:LYS:HZ2	1.49	0.77
1:K:34:VAL:HB	1:L:42:ARG:HH21	1.50	0.77
2:M:605:LYS:HB2	2:M:610:ARG:NH1	2.00	0.77
5:P:393:THR:HG22	5:P:394:ARG:H	1.49	0.77
2:C:302:VAL:HG12	9:C:9351:HOH:O	1.84	0.77
3:N:795:VAL:HG11	3:N:863:VAL:HG13	1.65	0.77
2:C:281:LEU:HD12	2:C:309:TYR:HB2	1.67	0.77
2:C:945:ARG:HD2	9:C:2219:HOH:O	1.85	0.77
2:M:512:ARG:HB3	2:M:523:ILE:HD11	1.67	0.77
3:N:148:GLU:HB3	3:N:151:GLN:HB2	1.67	0.77
2:C:882:LEU:HD11	3:D:1038:LEU:HD23	1.65	0.76
2:M:597:ALA:HB2	2:M:655:LEU:HD21	1.65	0.76
2:C:690:ILE:HD11	2:C:694:LEU:HB2	1.67	0.76
2:C:846:LYS:HD3	3:D:741:ASP:HB2	1.66	0.76
3:D:386:HIS:HA	9:D:9592:HOH:O	1.85	0.76
5:F:112:ALA:HA	5:F:173:TYR:HD2	1.50	0.76
3:D:87:ARG:HA	9:D:2209:HOH:O	1.85	0.76
2:M:274:ARG:HB2	2:M:285:LEU:HD13	1.67	0.76
3:N:105:VAL:HG21	3:N:128:TYR:HE2	1.49	0.76
3:N:875:THR:HG21	3:N:902:LEU:HD13	1.65	0.76
3:D:145:VAL:HG22	3:D:146:PRO:HD2	1.67	0.76
2:M:176:VAL:HG12	2:M:182:VAL:HG13	1.67	0.76
2:M:966:LEU:HD11	2:M:986:PRO:HG2	1.67	0.76
3:N:671:LYS:HZ2	3:N:675:ARG:HH21	1.33	0.76
3:N:1205:TYR:CD2	3:N:1215:VAL:HG21	2.20	0.76

Continued on next page...

Continued from previous page...

Atom-1	Atom-2	Interatomic distance (Å)	Clash overlap (Å)
2:M:22:GLN:NE2	2:M:336:VAL:HG21	2.00	0.76
2:M:1030:GLN:HE22	3:N:628:ARG:HH21	1.31	0.76
3:D:525:ARG:HB2	3:D:541:ASN:HD21	1.50	0.76
5:F:132:ARG:HH11	5:F:136:LEU:HD21	1.50	0.76
1:L:112:ARG:HH12	1:L:126:ASP:HA	1.51	0.76
3:N:1352:ILE:O	3:N:1355:VAL:HG23	1.84	0.76
2:C:36:PRO:HG2	2:C:70:GLU:HB3	1.68	0.76
3:D:601:ARG:HG2	3:D:606:ILE:HD13	1.68	0.76
5:F:417:LYS:HA	9:F:587:HOH:O	1.85	0.76
3:N:186:VAL:HG21	3:N:213:VAL:HB	1.67	0.76
2:C:244:PRO:HD2	2:C:245:GLY:H	1.51	0.76
3:D:161:LEU:HD22	3:D:452:ILE:HG21	1.67	0.76
3:D:518:PRO:HB2	9:D:2368:HOH:O	1.84	0.76
5:P:364:ARG:HH12	5:P:392:VAL:HG21	1.49	0.76
2:C:47:ALA:HB1	2:C:345:ARG:HB3	1.65	0.76
3:D:785:ILE:H	3:D:785:ILE:HD12	1.49	0.76
3:D:1046:GLN:HA	3:D:1052:THR:HA	1.68	0.76
3:N:835:SER:H	3:N:838:ARG:NH2	1.83	0.76
3:N:1112:CYS:HB2	3:N:1195:GLN:OE1	1.85	0.76
3:N:671:LYS:NZ	3:N:675:ARG:HE	1.83	0.76
3:N:817:GLU:HG3	3:N:839:LEU:HD13	1.66	0.76
2:C:820:ARG:HB2	9:C:9031:HOH:O	1.86	0.75
2:M:791:ARG:HB3	2:M:791:ARG:NH1	2.01	0.75
3:N:1209:LEU:HD11	4:O:16:LYS:HD2	1.67	0.75
1:B:156:HIS:ND1	1:B:158:ILE:HG12	2.00	0.75
2:C:512:ARG:HB3	2:C:523:ILE:HD11	1.68	0.75
3:N:546:ARG:HH22	3:N:550:ARG:HH22	1.34	0.75
4:E:13:VAL:HB	9:E:128:HOH:O	1.86	0.75
1:L:176:ARG:CZ	3:N:884:ARG:HH11	1.98	0.75
2:M:1033:GLY:HA2	3:N:619:LEU:O	1.86	0.75
3:N:630:VAL:HA	3:N:744:GLN:HG2	1.67	0.75
5:P:117:SER:HA	9:P:756:HOH:O	1.87	0.75
2:C:678:PRO:O	3:D:943:THR:HA	1.87	0.75
3:D:628:ARG:HD3	3:D:744:GLN:NE2	2.01	0.75
1:L:22:GLU:HG2	1:L:198:ARG:HG2	1.69	0.75
3:N:95:LEU:HD21	3:N:574:LEU:HD11	1.68	0.75
3:N:1111:ASP:HB2	3:N:1203:LYS:HD2	1.69	0.75
2:C:66:LEU:HB2	9:C:9063:HOH:O	1.84	0.75
2:C:332:ARG:HE	2:C:464:LEU:HD11	1.51	0.75
4:E:9:LEU:HB3	4:E:19:LEU:HD21	1.67	0.75
5:F:220:LEU:HD12	5:F:243:ILE:HD11	1.67	0.75

Continued on next page...

Continued from previous page...

Atom-1	Atom-2	Interatomic distance (Å)	Clash overlap (Å)
2:M:952:LEU:HD12	2:M:969:GLN:NE2	2.02	0.75
3:N:1045:MET:HG2	3:N:1073:SER:HA	1.69	0.75
2:C:675:ALA:HA	2:C:989:VAL:HG12	1.68	0.75
3:D:1377:LYS:HG3	3:D:1394:VAL:HG13	1.69	0.75
2:M:163:ILE:HG21	9:M:1318:HOH:O	1.87	0.75
3:N:514:LEU:HA	9:N:9120:HOH:O	1.87	0.75
3:N:565:ILE:H	3:N:565:ILE:HD12	1.50	0.75
3:N:1138:ALA:HA	3:N:1141:GLU:HG3	1.68	0.75
2:C:672:VAL:HG23	2:C:868:ASP:HB2	1.67	0.74
3:D:30:GLU:HB3	3:D:40:GLU:HB3	1.67	0.74
3:D:806:PHE:CE1	3:D:813:LEU:HB3	2.22	0.74
1:K:87:VAL:HG21	1:K:144:VAL:HG11	1.68	0.74
2:M:36:PRO:HG2	2:M:70:GLU:HB3	1.69	0.74
5:P:359:SER:HA	9:P:472:HOH:O	1.86	0.74
9:K:5362:HOH:O	2:M:856:GLU:HB3	1.87	0.74
3:D:37:LEU:HA	9:D:9129:HOH:O	1.87	0.74
5:P:88:ILE:HD13	5:P:193:ARG:HB2	1.69	0.74
2:C:1090:LYS:HE2	2:C:1112:PHE:HE1	1.50	0.74
1:L:56:VAL:HG13	1:L:142:VAL:HG12	1.68	0.74
2:M:1068:GLU:HB2	9:P:447:HOH:O	1.87	0.74
2:C:1019:GLN:HE22	3:D:621:LYS:HG2	1.53	0.74
3:D:952:ASP:HA	3:D:1062:ARG:HH21	1.50	0.74
9:C:9028:HOH:O	3:D:1061:PHE:HA	1.88	0.74
3:D:93:ILE:HG12	3:D:548:ILE:HD12	1.69	0.74
3:D:974:ILE:HG22	9:D:9323:HOH:O	1.88	0.74
2:M:274:ARG:HD2	2:M:285:LEU:HD22	1.70	0.74
2:C:139:GLN:OE1	2:C:414:GLY:HA3	1.87	0.74
3:D:85:VAL:O	3:D:89:ARG:HD2	1.88	0.74
1:B:74:ASP:HB3	9:B:380:HOH:O	1.87	0.74
2:M:1115:LEU:HD23	3:N:85:VAL:HG13	1.68	0.74
3:N:1301:LYS:HA	3:N:1301:LYS:HE3	1.68	0.74
2:C:943:VAL:HG23	2:C:985:GLY:H	1.52	0.74
5:P:144:ILE:HB	5:P:145:PRO:HD3	1.70	0.74
2:C:428:ARG:HE	2:C:451:LEU:HD11	1.52	0.74
3:D:135:LEU:HD13	3:D:147:VAL:HG23	1.70	0.74
2:M:534:VAL:H	2:M:538:GLN:NE2	1.85	0.74
1:A:42:ARG:NH1	2:C:857:ASP:HB3	2.03	0.73
1:A:59:GLU:HG3	1:A:139:ASN:OD1	1.88	0.73
3:N:451:ASP:HB3	9:N:2657:HOH:O	1.89	0.73
5:P:102:LEU:HD13	5:P:187:LEU:HG	1.68	0.73
2:C:838:LYS:HG3	2:C:997:LEU:HD12	1.70	0.73

Continued on next page...

Continued from previous page...

Atom-1	Atom-2	Interatomic distance (Å)	Clash overlap (Å)
3:D:97:THR:HG21	3:D:571:LYS:HD3	1.68	0.73
2:M:107:LEU:HD12	9:M:2109:HOH:O	1.87	0.73
2:M:856:GLU:HG3	9:M:1358:HOH:O	1.88	0.73
3:N:699:VAL:HG21	3:N:760:ARG:HB3	1.69	0.73
1:B:41:ARG:HH11	1:B:177:VAL:HG23	1.53	0.73
2:C:694:LEU:HD11	2:C:868:ASP:HB3	1.70	0.73
3:D:1095:THR:O	3:D:1099:VAL:HG23	1.87	0.73
5:F:156:VAL:HG11	9:F:540:HOH:O	1.86	0.73
1:L:58:ILE:HB	1:L:61:VAL:HB	1.69	0.73
2:M:498:GLN:O	2:M:501:THR:HG23	1.89	0.73
2:M:1111:ILE:HD13	2:M:1111:ILE:H	1.52	0.73
3:N:1144:LEU:HD12	3:N:1171:VAL:HG13	1.70	0.73
1:B:25:LEU:HB2	9:B:327:HOH:O	1.86	0.73
2:M:73:LEU:HD23	2:M:94:LEU:HD13	1.69	0.73
3:N:131:LYS:HG3	3:N:572:ARG:HH21	1.52	0.73
3:N:192:ALA:O	3:N:195:VAL:HG23	1.87	0.73
3:N:423:ASP:HB2	5:P:178:ARG:HD2	1.70	0.73
3:D:984:THR:HG22	3:D:987:GLU:HB2	1.69	0.73
1:K:222:LEU:HD11	1:L:218:LEU:HD23	1.68	0.73
5:P:335:ASP:OD2	5:P:338:LEU:HB2	1.89	0.73
3:D:1031:ASN:HD22	3:D:1034:GLN:NE2	1.87	0.73
1:K:206:THR:HG22	1:K:209:GLU:HG3	1.71	0.73
4:E:79:LEU:HG	4:E:80:VAL:HG23	1.70	0.73
5:F:94:LEU:HB3	9:F:641:HOH:O	1.87	0.73
3:D:127:LEU:HD11	3:D:461:ILE:HD11	1.70	0.73
3:D:213:VAL:HG21	9:D:9317:HOH:O	1.89	0.73
1:L:228:PRO:O	1:L:229:GLN:HG3	1.89	0.73
3:N:1156:LEU:HB3	9:N:9896:HOH:O	1.88	0.73
2:C:231:PRO:HB3	9:C:9753:HOH:O	1.88	0.73
3:D:493:ARG:HH22	3:D:1389:LEU:HG	1.53	0.73
3:D:795:VAL:HG23	3:D:879:ARG:HH12	1.53	0.73
5:F:160:ASP:HA	5:F:163:LEU:HD12	1.70	0.73
2:M:675:ALA:HA	2:M:989:VAL:HG12	1.71	0.72
1:A:8:ALA:HB1	1:B:224:TYR:CE1	2.24	0.72
2:C:704:HIS:HB2	2:C:831:ARG:HE	1.54	0.72
3:D:187:LYS:HE2	3:D:213:VAL:HG12	1.70	0.72
3:D:101:HIS:ND1	3:D:103:TRP:HB2	2.04	0.72
3:D:528:VAL:O	3:D:535:PHE:HA	1.90	0.72
3:D:666:ILE:H	3:D:666:ILE:HD12	1.53	0.72
3:N:810:GLU:O	3:N:813:LEU:HG	1.89	0.72
5:P:403:LYS:HA	5:P:403:LYS:NZ	2.04	0.72

Continued on next page...

Continued from previous page...

Atom-1	Atom-2	Interatomic distance (Å)	Clash overlap (Å)
3:N:483:HIS:HB2	3:N:484:PRO:HD3	1.69	0.72
2:C:413:LEU:H	2:C:413:LEU:HD12	1.52	0.72
2:M:1040:LEU:HB3	2:M:1049:LEU:HD12	1.70	0.72
3:N:1209:LEU:HD23	3:N:1210:SER:N	2.03	0.72
2:C:479:VAL:CG2	2:C:503:LEU:HD11	2.19	0.72
2:C:882:LEU:HB3	3:D:951:ILE:HD11	1.72	0.72
3:D:546:ARG:O	3:D:550:ARG:HG2	1.89	0.72
3:D:1166:LEU:HD23	3:D:1166:LEU:H	1.54	0.72
3:N:955:VAL:HA	9:N:9213:HOH:O	1.89	0.72
1:A:42:ARG:HH12	2:C:857:ASP:HB3	1.54	0.72
2:C:86:LYS:HE2	2:C:813:VAL:HG12	1.69	0.72
2:C:384:GLU:HG3	2:C:388:ARG:HE	1.54	0.72
2:C:626:ARG:H	2:C:639:GLN:NE2	1.87	0.72
3:D:161:LEU:HD23	3:D:449:SER:HB3	1.71	0.72
3:D:171:LEU:HD11	3:D:388:HIS:CB	2.19	0.72
3:D:572:ARG:HH11	5:F:80:PRO:HD3	1.55	0.72
2:M:1115:LEU:HB3	3:N:85:VAL:HG13	1.72	0.72
3:N:1277:ILE:HD12	3:N:1301:LYS:HB2	1.72	0.72
2:M:943:VAL:HG23	2:M:985:GLY:H	1.54	0.72
2:M:1058:ASP:HA	9:M:1172:HOH:O	1.89	0.72
3:N:161:LEU:HD22	3:N:452:ILE:HG21	1.72	0.72
2:C:470:PRO:HB2	2:C:534:VAL:HG21	1.70	0.72
2:C:521:PRO:HB2	3:D:1055:VAL:HB	1.72	0.72
5:F:235:PHE:HA	9:F:523:HOH:O	1.90	0.72
2:M:83:CYS:HA	2:M:88:LEU:HB3	1.69	0.72
2:M:129:ILE:HD13	2:M:134:ARG:HB2	1.72	0.72
3:N:1459:LEU:HA	9:N:9821:HOH:O	1.90	0.72
1:A:87:VAL:HG21	1:A:144:VAL:HG11	1.71	0.72
1:B:73:GLU:HB3	1:B:77:GLU:CG	2.20	0.72
3:D:399:ARG:HB2	3:D:444:VAL:HG13	1.71	0.72
3:D:1105:ILE:HD11	3:D:1374:GLN:NE2	2.04	0.72
3:D:1438:ALA:O	3:D:1443:THR:HG22	1.88	0.72
2:M:1016:ILE:HD11	5:P:317:LEU:HD22	1.71	0.72
3:N:807:ALA:HB2	3:N:833:GLU:OE1	1.88	0.72
3:N:927:THR:HA	9:N:2186:HOH:O	1.90	0.72
2:M:771:GLU:HA	9:M:2317:HOH:O	1.88	0.71
3:N:191:LEU:HD22	3:N:195:VAL:HG21	1.71	0.71
3:N:1036:ARG:HH21	3:N:1042:ARG:HA	1.55	0.71
3:N:1434:TRP:CZ3	3:N:1457:ASP:HB2	2.24	0.71
2:C:557:ARG:NE	2:C:879:ARG:HG2	2.04	0.71
1:K:36:LEU:O	1:K:39:PRO:HD2	1.90	0.71

Continued on next page...

Continued from previous page...

Atom-1	Atom-2	Interatomic distance (Å)	Clash overlap (Å)
3:N:654:LYS:HB3	3:N:655:PRO:HD3	1.70	0.71
2:C:534:VAL:H	2:C:538:GLN:HE22	1.39	0.71
3:D:400:VAL:HG23	9:D:2550:HOH:O	1.89	0.71
2:M:447:ALA:HA	3:N:1085:ALA:HB1	1.69	0.71
2:M:943:VAL:HA	9:M:2093:HOH:O	1.88	0.71
2:C:881:ASN:H	2:C:881:ASN:HD22	1.37	0.71
3:D:1311:LEU:HD23	3:D:1311:LEU:H	1.54	0.71
2:M:93:PRO:HG3	2:M:117:HIS:HE1	1.55	0.71
2:M:192:PRO:HD2	9:M:1708:HOH:O	1.91	0.71
2:M:1085:PHE:HD2	3:N:1468:LEU:HA	1.55	0.71
3:N:1109:GLU:HG2	3:N:1201:CYS:HA	1.72	0.71
3:N:1314:LYS:HZ1	3:N:1317:ASP:HB2	1.54	0.71
1:A:9:PRO:HD2	1:B:224:TYR:CZ	2.25	0.71
1:B:153:ALA:HB3	9:B:518:HOH:O	1.90	0.71
3:D:6:ARG:HB2	3:D:7:LYS:HD3	1.70	0.71
5:F:358:LEU:HD21	5:F:370:LYS:HE3	1.73	0.71
2:M:790:LEU:HG	9:M:1927:HOH:O	1.89	0.71
2:M:1088:LEU:HD12	3:N:613:ARG:HE	1.55	0.71
3:N:86:ARG:O	3:N:522:PRO:HD2	1.91	0.71
3:D:1160:LEU:HD11	3:D:1174:LEU:HD21	1.72	0.71
1:K:96:THR:HG21	9:K:1754:HOH:O	1.89	0.71
1:K:99:LEU:HD21	1:K:122:ILE:HD11	1.72	0.71
1:K:206:THR:HG22	1:K:209:GLU:H	1.55	0.71
1:K:228:PRO:HG2	9:K:6760:HOH:O	1.91	0.71
3:N:54:LYS:HG2	3:N:57:GLU:HB3	1.72	0.71
3:N:119:SER:H	3:N:123:LEU:HB2	1.55	0.71
3:N:542:ASP:O	3:N:546:ARG:HG2	1.90	0.71
2:C:606:VAL:HG22	2:C:645:VAL:HG13	1.73	0.71
2:C:724:ARG:HB3	2:C:724:ARG:HH11	1.55	0.71
3:D:422:ALA:HB3	3:D:427:VAL:CG2	2.19	0.71
3:D:454:ALA:HB1	9:D:9355:HOH:O	1.89	0.71
3:N:131:LYS:HA	3:N:456:MET:HG3	1.72	0.71
5:P:163:LEU:HD13	5:P:174:LEU:HD21	1.72	0.71
1:A:30:ARG:HH12	2:C:938:LYS:NZ	1.88	0.71
1:B:97:VAL:HG11	1:B:120:VAL:HG21	1.71	0.71
2:C:478:VAL:HA	2:C:506:ASN:O	1.91	0.71
3:D:58:CYS:HB3	9:D:9127:HOH:O	1.90	0.71
3:N:12:LEU:HD13	3:N:511:TRP:HB2	1.72	0.71
1:A:20:TYR:HD2	1:A:21:GLY:H	1.39	0.71
1:B:38:ASN:HB3	1:B:39:PRO:HD3	1.73	0.71
2:C:575:GLN:HG3	2:C:670:GLN:HG2	1.73	0.71

Continued on next page...

Continued from previous page...

Atom-1	Atom-2	Interatomic distance (Å)	Clash overlap (Å)
3:D:208:PRO:HB2	3:D:395:VAL:HG22	1.71	0.71
2:M:862:PRO:HG3	2:M:975:TYR:HE1	1.56	0.71
2:C:1060:ILE:HD12	2:C:1063:ARG:HH12	1.55	0.71
3:D:493:ARG:HE	3:D:1388:ARG:HB3	1.56	0.71
3:N:545:ARG:HE	5:P:257:THR:HA	1.56	0.71
3:N:843:PHE:HA	9:N:9435:HOH:O	1.90	0.71
3:N:996:TRP:HE3	3:N:999:THR:HG21	1.56	0.71
1:A:10:VAL:HG12	1:A:12:THR:HG22	1.73	0.70
2:C:409:ARG:HA	2:C:454:SER:HA	1.72	0.70
2:C:610:ARG:HB2	9:C:9166:HOH:O	1.90	0.70
3:D:118:LEU:HB3	3:D:123:LEU:HD22	1.72	0.70
2:M:774:LEU:HA	2:M:777:ILE:HD12	1.72	0.70
3:N:639:LEU:HD13	3:N:766:ALA:HB2	1.72	0.70
3:N:1290:LEU:HD23	3:N:1291:SER:N	2.05	0.70
3:N:1342:GLU:H	3:N:1342:GLU:CD	1.94	0.70
1:B:41:ARG:HG3	1:B:177:VAL:HG21	1.71	0.70
2:C:650:ARG:HG3	2:C:653:ASP:HB2	1.73	0.70
3:D:58:CYS:SG	3:D:59:ALA:N	2.64	0.70
3:D:133:ILE:HG21	9:D:9355:HOH:O	1.90	0.70
1:K:69:PRO:HG2	9:K:2134:HOH:O	1.90	0.70
2:M:332:ARG:NE	2:M:464:LEU:HG	2.05	0.70
3:N:210:ARG:HH11	3:N:398:ALA:HB3	1.56	0.70
3:N:422:ALA:HB1	5:P:178:ARG:NH1	2.04	0.70
2:C:678:PRO:HG3	3:D:947:ILE:HD11	1.71	0.70
2:C:1111:ILE:HD12	2:C:1112:PHE:H	1.55	0.70
2:M:114:PHE:HE2	5:P:283:GLY:HA3	1.56	0.70
2:M:325:ILE:HD11	9:M:1743:HOH:O	1.91	0.70
2:M:707:ARG:HH21	2:M:709:GLU:HB2	1.57	0.70
2:M:736:ASP:HA	2:M:744:ARG:HD3	1.72	0.70
3:N:470:LEU:HD12	3:N:503:LEU:HG	1.72	0.70
3:N:1264:GLU:OE2	3:N:1424:VAL:HG12	1.90	0.70
1:A:8:ALA:HB1	1:B:224:TYR:HE1	1.55	0.70
2:C:29:ALA:HB2	2:C:337:GLY:CA	2.22	0.70
3:D:490:ALA:HA	9:D:9326:HOH:O	1.90	0.70
3:D:1214:PRO:HD3	9:D:9781:HOH:O	1.90	0.70
5:F:393:THR:HG22	5:F:394:ARG:H	1.56	0.70
3:N:756:GLN:O	3:N:760:ARG:HG2	1.92	0.70
5:P:315:VAL:HA	9:P:809:HOH:O	1.92	0.70
2:C:405:ARG:CZ	2:C:566:THR:HG21	2.22	0.70
1:L:110:LYS:HZ2	1:L:110:LYS:HB2	1.57	0.70
3:N:75:ARG:HG2	9:N:2555:HOH:O	1.92	0.70

Continued on next page...

Continued from previous page...

Atom-1	Atom-2	Interatomic distance (Å)	Clash overlap (Å)
3:N:607:LEU:HA	3:N:613:ARG:HB3	1.73	0.70
3:N:639:LEU:HD11	3:N:928:ALA:HB1	1.73	0.70
5:F:366:ALA:HB3	5:F:367:MET:HE2	1.72	0.70
2:C:808:ARG:HH21	2:C:820:ARG:NH2	1.90	0.70
3:D:766:ALA:HA	9:D:2465:HOH:O	1.91	0.70
2:M:132:ALA:HB1	2:M:632:ASN:ND2	2.07	0.70
2:M:405:ARG:HH22	2:M:409:ARG:NH1	1.89	0.70
2:C:8:ARG:HD2	2:C:10:ARG:NH1	2.06	0.70
2:C:176:VAL:HG12	2:C:182:VAL:HG13	1.73	0.70
2:C:358:ARG:HH22	2:C:374:ASN:HB3	1.56	0.70
3:D:41:ARG:HB3	9:D:2069:HOH:O	1.92	0.70
1:K:10:VAL:HG12	1:K:12:THR:HG22	1.73	0.70
1:K:78:ILE:HA	9:K:1830:HOH:O	1.90	0.70
2:M:547:ILE:HG22	9:M:1643:HOH:O	1.92	0.70
3:N:468:LEU:HB3	9:N:9195:HOH:O	1.92	0.70
3:N:661:MET:SD	3:N:673:ALA:HB1	2.32	0.70
1:A:18:ARG:HH12	1:A:88:ARG:CZ	2.03	0.70
1:B:156:HIS:CE1	1:B:166:PRO:HB3	2.27	0.70
2:C:804:VAL:HB	2:C:824:ARG:HG3	1.74	0.70
2:C:948:GLU:HG3	2:C:955:PRO:HG3	1.71	0.70
2:M:437:ARG:CZ	2:M:488:ALA:HA	2.22	0.70
4:O:85:LEU:HD23	4:O:86:GLN:H	1.56	0.70
2:C:461:VAL:HG13	2:C:465:GLY:HA2	1.73	0.70
3:D:427:VAL:HG23	9:D:9678:HOH:O	1.91	0.70
3:D:1232:PRO:HB3	3:D:1361:VAL:HG21	1.73	0.70
5:F:77:THR:O	5:F:81:VAL:HG23	1.90	0.70
2:M:329:GLY:HA3	2:M:489:THR:HG23	1.74	0.70
2:M:569:VAL:HG11	2:M:996:LYS:NZ	2.06	0.70
2:M:807:ARG:HH21	2:M:809:GLY:H	1.39	0.70
2:C:137:VAL:HG22	2:C:391:LEU:O	1.92	0.69
3:D:884:ARG:HG2	9:D:2443:HOH:O	1.92	0.69
3:D:1351:GLU:OE1	3:D:1354:LYS:HD2	1.92	0.69
3:N:683:ILE:HA	9:N:9232:HOH:O	1.91	0.69
3:N:1432:LYS:HD2	3:N:1433:SER:H	1.57	0.69
1:K:94:LEU:HD21	1:K:119:ASP:HB2	1.74	0.69
2:M:584:GLU:CD	2:M:584:GLU:H	1.95	0.69
5:P:269:ASN:HD21	5:P:273:ARG:NH2	1.89	0.69
1:A:150:TYR:HE2	1:A:152:PRO:HG3	1.57	0.69
2:C:322:VAL:HG12	9:C:9620:HOH:O	1.90	0.69
2:C:1084:SER:O	2:C:1087:VAL:HG12	1.93	0.69
3:D:928:ALA:HA	3:D:931:LEU:HD12	1.74	0.69

Continued on next page...

Continued from previous page...

Atom-1	Atom-2	Interatomic distance (Å)	Clash overlap (Å)
4:E:30:LEU:O	4:E:35:PHE:HA	1.92	0.69
5:F:317:LEU:O	5:F:329:TYR:HB3	1.92	0.69
2:M:439:CYS:HB2	9:M:1182:HOH:O	1.92	0.69
2:M:704:HIS:CB	2:M:831:ARG:HE	2.05	0.69
5:P:178:ARG:HD3	9:P:476:HOH:O	1.93	0.69
5:P:406:ARG:HA	5:P:409:LYS:HG2	1.73	0.69
3:D:493:ARG:NE	3:D:1388:ARG:HB3	2.07	0.69
3:D:493:ARG:NH1	3:D:1390:LEU:HB2	2.07	0.69
3:N:996:TRP:CE2	3:N:1056:PRO:HG2	2.26	0.69
3:D:136:ASP:HB2	3:D:137:PRO:HD3	1.74	0.69
3:D:525:ARG:HA	3:D:538:SER:HB2	1.72	0.69
3:D:1124:GLN:NE2	3:D:1135:ARG:HG2	2.07	0.69
2:M:95:TYR:HA	9:M:1779:HOH:O	1.91	0.69
3:N:553:ARG:HH12	5:P:211:ASP:HA	1.56	0.69
3:N:1468:LEU:HD22	3:N:1470:ARG:HB2	1.74	0.69
2:C:264:PRO:HB3	2:C:289:THR:HG21	1.74	0.69
3:D:569:ASN:OD1	5:F:80:PRO:HB3	1.92	0.69
1:K:54:THR:HG22	1:K:158:ILE:HG13	1.73	0.69
1:L:110:LYS:HG3	9:L:8102:HOH:O	1.92	0.69
3:N:1412:LYS:O	3:N:1414:PRO:HD3	1.92	0.69
1:A:177:VAL:O	2:C:864:GLY:HA3	1.92	0.69
2:C:254:VAL:HG13	2:C:258:TYR:HE1	1.56	0.69
2:C:1092:LEU:HD13	2:C:1099:VAL:HG21	1.75	0.69
3:D:699:VAL:H	3:D:756:GLN:NE2	1.90	0.69
4:E:70:THR:HG21	4:E:72:ARG:CZ	2.22	0.69
5:F:291:ILE:HG21	5:F:304:VAL:HG11	1.74	0.69
1:K:9:PRO:HB2	1:L:224:TYR:HB3	1.72	0.69
2:M:1013:TYR:HE1	2:M:1020:PRO:HG3	1.57	0.69
3:N:786:ILE:HD13	3:N:908:LYS:HB3	1.75	0.69
1:A:14:ARG:NH2	1:A:24:VAL:HG23	2.07	0.69
1:B:154:GLU:HB2	9:B:639:HOH:O	1.93	0.69
2:C:405:ARG:NH2	2:C:409:ARG:HH22	1.91	0.69
2:C:630:ARG:HH22	2:C:707:ARG:HB2	1.57	0.69
2:C:704:HIS:CB	2:C:831:ARG:HE	2.04	0.69
2:C:811:PRO:HD2	2:C:813:VAL:HG13	1.73	0.69
5:F:125:ASP:HA	5:F:128:ARG:HH12	1.55	0.69
3:N:720:LEU:H	3:N:720:LEU:HD12	1.57	0.69
3:N:1209:LEU:HD21	4:O:16:LYS:NZ	2.07	0.69
4:O:54:LEU:HD11	9:O:3494:HOH:O	1.91	0.69
1:A:86:VAL:HG21	1:A:202:ASP:O	1.93	0.69
3:D:153:LEU:CD1	3:D:157:GLU:HB2	2.23	0.69

Continued on next page...

Continued from previous page...

Atom-1	Atom-2	Interatomic distance (Å)	Clash overlap (Å)
3:N:1040:GLY:O	3:N:1060:SER:HB3	1.93	0.69
3:N:1134:LEU:HD23	3:N:1135:ARG:O	1.93	0.69
3:N:1493:LYS:O	3:N:1497:GLU:HG2	1.93	0.69
1:A:181:VAL:HG23	9:A:353:HOH:O	1.92	0.69
3:D:207:PHE:HB3	3:D:208:PRO:HD2	1.75	0.69
3:D:562:ALA:HB1	3:D:567:ILE:CD1	2.23	0.69
2:M:148:PHE:HB3	9:M:1212:HOH:O	1.92	0.69
2:M:432:ARG:HH12	3:N:1053:PHE:HZ	1.40	0.69
3:N:710:ARG:HH22	3:N:1210:SER:CB	2.06	0.69
2:C:675:ALA:HB2	2:C:867:VAL:HG11	1.73	0.68
5:F:214:GLN:HA	5:F:217:ASN:HD22	1.58	0.68
2:M:773:LEU:O	2:M:777:ILE:HG13	1.93	0.68
1:A:197:LEU:N	1:A:197:LEU:HD23	2.08	0.68
1:B:26:GLU:HG2	1:B:27:PRO:HA	1.74	0.68
2:C:448:ASN:HB3	2:C:452:ILE:HD11	1.75	0.68
2:C:480:THR:HG22	2:C:482:GLU:H	1.59	0.68
2:C:597:ALA:HA	9:C:2091:HOH:O	1.93	0.68
9:C:9290:HOH:O	3:D:621:LYS:HB2	1.92	0.68
3:D:186:VAL:HG21	3:D:213:VAL:HB	1.76	0.68
3:D:792:ILE:HG13	3:D:860:LEU:HD13	1.75	0.68
3:D:1262:LEU:HD21	3:D:1351:GLU:HG3	1.75	0.68
1:L:185:ARG:HA	9:L:5544:HOH:O	1.93	0.68
3:N:97:THR:HG21	3:N:571:LYS:HD3	1.74	0.68
3:N:1147:ARG:O	3:N:1166:LEU:HD23	1.92	0.68
5:P:342:VAL:HB	9:P:643:HOH:O	1.94	0.68
2:C:66:LEU:HD22	2:C:372:LEU:HD23	1.75	0.68
3:D:127:LEU:HD21	3:D:461:ILE:HD11	1.74	0.68
3:D:708:LEU:HD21	9:D:9706:HOH:O	1.93	0.68
2:M:211:LEU:HD12	2:M:304:LEU:HD12	1.73	0.68
2:M:399:ASN:O	2:M:402:SER:HB3	1.94	0.68
3:N:1095:THR:O	3:N:1099:VAL:HG23	1.94	0.68
3:N:1123:PHE:HA	3:N:1135:ARG:H	1.56	0.68
5:P:248:ASN:HA	5:P:251:ILE:HD12	1.75	0.68
1:A:188:GLN:NE2	1:A:189:ARG:H	1.92	0.68
2:C:673:LEU:HD23	2:C:867:VAL:HA	1.75	0.68
3:D:1147:ARG:HB3	3:D:1188:VAL:HG21	1.74	0.68
1:L:201:THR:HG22	1:L:203:GLY:H	1.58	0.68
2:M:580:MET:HB2	2:M:902:ILE:HD13	1.75	0.68
2:M:605:LYS:HG3	2:M:612:VAL:HB	1.76	0.68
2:M:630:ARG:HH21	2:M:706:GLU:HA	1.56	0.68
2:M:1098:ASP:HB2	3:N:21:TRP:HZ2	1.58	0.68

Continued on next page...

Continued from previous page...

Atom-1	Atom-2	Interatomic distance (Å)	Clash overlap (Å)
3:N:100:ALA:HA	9:N:9341:HOH:O	1.94	0.68
3:N:207:PHE:HB3	3:N:208:PRO:HD2	1.75	0.68
3:N:616:GLN:HE21	3:N:616:GLN:HA	1.58	0.68
3:N:1232:PRO:HB3	3:N:1361:VAL:HG21	1.76	0.68
3:N:1258:ARG:CZ	3:N:1262:LEU:HD11	2.23	0.68
3:N:1491:THR:O	3:N:1495:ILE:HD13	1.93	0.68
2:C:626:ARG:N	2:C:639:GLN:HE21	1.91	0.68
2:C:708:TYR:HD1	2:C:708:TYR:H	1.41	0.68
3:D:462:GLN:HA	3:D:513:ILE:HD13	1.75	0.68
5:F:361:LEU:HD23	5:F:362:SER:H	1.57	0.68
3:N:171:LEU:HB2	3:N:390:PRO:HA	1.74	0.68
3:N:1243:THR:OG1	3:N:1253:THR:HB	1.93	0.68
2:C:534:VAL:H	2:C:538:GLN:NE2	1.92	0.68
5:F:277:GLN:HG3	9:F:519:HOH:O	1.94	0.68
2:M:39:ARG:HA	2:M:39:ARG:CZ	2.24	0.68
2:M:412:ALA:CB	2:M:451:LEU:HB3	2.23	0.68
2:C:420:ARG:HG2	2:C:422:ARG:HG2	1.76	0.68
3:D:1465:ASN:HD21	3:D:1470:ARG:HD3	1.59	0.68
2:M:139:GLN:HE22	2:M:415:PRO:HG2	1.58	0.68
2:M:1092:LEU:HD13	2:M:1099:VAL:HG21	1.75	0.68
9:N:9525:HOH:O	5:P:80:PRO:HA	1.92	0.68
9:D:2022:HOH:O	5:F:314:PRO:HB3	1.92	0.68
4:E:70:THR:HG21	4:E:72:ARG:NH2	2.09	0.68
2:M:1088:LEU:HD12	3:N:613:ARG:NE	2.09	0.68
3:N:396:VAL:HG23	9:N:2199:HOH:O	1.94	0.68
2:C:274:ARG:HB2	2:C:285:LEU:HD13	1.74	0.68
2:C:498:GLN:NE2	3:D:1068:LEU:HD12	2.08	0.68
3:D:422:ALA:H	3:D:427:VAL:HG11	1.58	0.68
3:D:476:GLU:HG2	9:D:2405:HOH:O	1.93	0.68
3:D:704:ARG:HE	3:D:705:ALA:H	1.42	0.68
3:D:705:ALA:HB3	3:D:706:PRO:HD3	1.76	0.68
5:F:137:GLY:HA3	9:F:428:HOH:O	1.93	0.68
2:M:551:GLU:HB3	2:M:906:PHE:HD2	1.58	0.68
5:P:337:HIS:CD2	5:P:337:HIS:H	2.10	0.68
1:B:210:ALA:HA	9:B:362:HOH:O	1.94	0.68
2:C:343:GLN:HG2	2:C:385:PHE:HB2	1.76	0.68
2:C:395:LYS:HE2	2:C:403:SER:HB2	1.76	0.68
2:C:808:ARG:HH21	2:C:820:ARG:HH22	1.42	0.68
1:L:60:ASP:HB2	9:L:3367:HOH:O	1.92	0.68
2:M:478:VAL:HA	2:M:506:ASN:O	1.94	0.68
2:M:672:VAL:HG23	2:M:868:ASP:HB2	1.75	0.68

Continued on next page...

Continued from previous page...

Atom-1	Atom-2	Interatomic distance (Å)	Clash overlap (Å)
3:N:32:ILE:O	5:P:258:ILE:HG23	1.94	0.68
3:N:868:TYR:HD1	3:N:869:MET:H	1.39	0.68
3:N:950:GLY:H	3:N:953:ASP:HB2	1.57	0.68
3:N:1036:ARG:HH21	3:N:1043:GLY:H	1.40	0.68
5:P:226:LYS:HB2	5:P:238:TYR:OH	1.94	0.68
2:C:1115:LEU:HD23	3:D:85:VAL:HA	1.76	0.67
3:D:906:GLN:HB3	3:D:911:LEU:CD1	2.24	0.67
3:D:1122:LEU:HD23	3:D:1178:ALA:HB2	1.75	0.67
3:N:183:GLU:HA	9:N:9906:HOH:O	1.94	0.67
3:N:475:LYS:HA	3:N:478:LEU:HD12	1.74	0.67
3:N:639:LEU:HB3	9:N:9694:HOH:O	1.93	0.67
4:O:25:LYS:HA	4:O:28:GLN:NE2	2.10	0.67
5:P:260:ILE:HG23	5:P:264:MET:HB2	1.75	0.67
1:A:28:LEU:HB3	9:A:371:HOH:O	1.94	0.67
2:C:105:THR:HA	9:C:9902:HOH:O	1.94	0.67
3:D:195:VAL:HG13	9:D:9321:HOH:O	1.95	0.67
3:D:1251:ASP:O	3:D:1270:ALA:HB3	1.94	0.67
1:K:27:PRO:HG2	1:K:186:LEU:HD22	1.75	0.67
1:K:101:LEU:HD23	1:K:102:LYS:N	2.09	0.67
2:M:139:GLN:O	2:M:333:ILE:HA	1.94	0.67
3:N:598:ARG:HB3	3:N:598:ARG:HH11	1.59	0.67
3:N:1046:GLN:HA	3:N:1052:THR:HA	1.76	0.67
3:N:1166:LEU:HD23	3:N:1166:LEU:H	1.58	0.67
1:A:30:ARG:HB3	9:B:479:HOH:O	1.95	0.67
2:C:21:ILE:H	2:C:21:ILE:HD12	1.59	0.67
3:D:162:ARG:HE	3:D:434:ARG:CZ	2.06	0.67
3:D:1109:GLU:OE1	3:D:1201:CYS:HB2	1.93	0.67
3:D:1420:LEU:HD12	3:D:1421:LEU:H	1.58	0.67
5:F:152:ASP:HA	9:F:524:HOH:O	1.94	0.67
1:K:44:LEU:HD23	1:K:174:VAL:HG21	1.76	0.67
1:K:58:ILE:HB	1:K:61:VAL:HB	1.77	0.67
2:M:34:VAL:HB	2:M:38:LYS:HG3	1.76	0.67
2:M:136:ILE:HA	9:M:2131:HOH:O	1.94	0.67
2:M:188:LYS:HB3	9:M:1279:HOH:O	1.93	0.67
2:M:379:GLU:O	2:M:383:ARG:HB3	1.94	0.67
3:N:478:LEU:HD21	3:N:500:ARG:HH21	1.58	0.67
5:P:131:VAL:HG13	5:P:178:ARG:HG2	1.75	0.67
1:B:99:LEU:HG	9:B:336:HOH:O	1.93	0.67
2:C:971:LYS:HA	2:C:988:VAL:HA	1.76	0.67
2:C:1069:ALA:HA	9:C:9874:HOH:O	1.93	0.67
3:D:1112:CYS:HB3	3:D:1201:CYS:SG	2.34	0.67

Continued on next page...

Continued from previous page...

Atom-1	Atom-2	Interatomic distance (Å)	Clash overlap (Å)
3:D:1412:LYS:O	3:D:1414:PRO:HD3	1.93	0.67
4:E:4:PRO:HB3	9:E:145:HOH:O	1.95	0.67
5:F:394:ARG:O	5:F:398:ARG:HG2	1.95	0.67
1:K:117:VAL:HB	1:K:120:VAL:CG1	2.24	0.67
3:N:571:LYS:HB2	3:N:571:LYS:HZ2	1.59	0.67
2:C:571:LEU:HD21	2:C:700:TYR:HD2	1.59	0.67
2:C:987:ILE:HG23	3:D:948:THR:CG2	2.22	0.67
3:D:58:CYS:HA	3:D:78:VAL:HG11	1.76	0.67
3:D:1381:VAL:HB	3:D:1389:LEU:O	1.93	0.67
5:F:401:GLU:O	5:F:405:LEU:HB3	1.94	0.67
1:K:67:THR:HG21	2:M:609:ASN:HD21	1.60	0.67
2:C:329:GLY:N	2:C:488:ALA:HB3	2.09	0.67
2:C:444:PRO:HG2	2:C:452:ILE:HD12	1.76	0.67
2:C:643:VAL:HB	9:C:2131:HOH:O	1.93	0.67
2:C:707:ARG:HG3	2:C:826:TYR:CE1	2.30	0.67
3:D:473:LEU:HD21	3:D:495:ARG:NH2	2.10	0.67
3:D:833:GLU:HB2	9:D:9131:HOH:O	1.94	0.67
3:D:1410:GLU:HA	9:D:9114:HOH:O	1.93	0.67
4:E:60:ALA:O	4:E:63:TRP:HB2	1.95	0.67
2:M:1067:TYR:CB	5:P:341:PRO:HB3	2.24	0.67
3:N:185:VAL:HG22	9:N:2196:HOH:O	1.94	0.67
3:N:208:PRO:HB2	3:N:395:VAL:HG22	1.76	0.67
3:N:699:VAL:H	3:N:756:GLN:NE2	1.91	0.67
3:N:1031:ASN:HB2	3:N:1034:GLN:CD	2.15	0.67
5:P:256:ARG:HE	5:P:260:ILE:HD12	1.59	0.67
2:C:266:ARG:HB2	9:C:9463:HOH:O	1.95	0.67
2:C:557:ARG:HB2	9:C:9255:HOH:O	1.95	0.67
3:D:525:ARG:HB2	3:D:541:ASN:ND2	2.09	0.67
3:D:556:LYS:HD2	9:D:9137:HOH:O	1.95	0.67
3:D:584:ASN:HB2	3:D:602:SER:HB3	1.76	0.67
2:M:577:PRO:HA	2:M:671:ASN:HD21	1.60	0.67
2:M:679:PHE:HB3	9:M:1161:HOH:O	1.95	0.67
2:M:1018:GLN:NE2	2:M:1063:ARG:HH22	1.93	0.67
3:N:12:LEU:HD11	3:N:512:MET:HG2	1.76	0.67
3:N:1103:HIS:CD2	3:N:1463:LYS:H	2.12	0.67
5:P:208:SER:HB3	5:P:211:ASP:OD2	1.95	0.67
5:P:325:LYS:HE3	9:P:606:HOH:O	1.94	0.67
1:A:67:THR:HG21	2:C:627:ARG:HE	1.59	0.67
3:D:561:GLY:HA2	5:F:132:ARG:CZ	2.25	0.67
1:L:2:LEU:HD12	1:L:3:ASP:N	2.09	0.67
2:M:54:ILE:HG22	2:M:66:LEU:HB3	1.75	0.67

Continued on next page...

Continued from previous page...

Atom-1	Atom-2	Interatomic distance (Å)	Clash overlap (Å)
5:P:85:LEU:HA	5:P:88:ILE:HD12	1.75	0.67
2:C:58:ASP:O	2:C:59:LYS:HG2	1.95	0.67
3:D:1046:GLN:HG3	9:D:2290:HOH:O	1.94	0.67
1:L:128:HIS:HA	9:L:8102:HOH:O	1.94	0.67
2:M:464:LEU:HB2	9:M:1456:HOH:O	1.94	0.67
3:N:108:VAL:HB	3:N:109:PRO:HD3	1.77	0.67
3:N:436:GLU:HB2	3:N:445:ARG:HB3	1.75	0.67
3:N:1036:ARG:HH21	3:N:1043:GLY:N	1.93	0.67
3:N:1273:VAL:HG22	3:N:1326:THR:OG1	1.95	0.67
2:C:200:LEU:HB2	9:C:9470:HOH:O	1.92	0.67
2:C:301:GLU:HB3	9:C:2244:HOH:O	1.95	0.67
3:D:1383:ASP:HB2	3:D:1416:ALA:HB3	1.75	0.67
2:M:557:ARG:HG3	2:M:560:MET:SD	2.35	0.67
2:M:807:ARG:HH21	2:M:809:GLY:N	1.92	0.67
3:N:1104:GLU:HA	3:N:1461:GLY:HA2	1.77	0.67
5:P:369:LEU:HD11	5:P:401:GLU:HB2	1.76	0.67
2:C:89:THR:O	2:C:91:GLN:HG3	1.94	0.66
2:C:139:GLN:HA	2:C:411:SER:O	1.95	0.66
2:C:233:GLU:OE1	2:C:237:ARG:HD3	1.94	0.66
2:C:305:PRO:HA	2:C:308:ARG:HB3	1.76	0.66
2:C:347:GLY:HA2	2:C:350:ARG:HD2	1.77	0.66
2:C:630:ARG:NH2	2:C:705:ILE:HG22	2.10	0.66
3:D:1406:ARG:HG3	3:D:1412:LYS:HG3	1.76	0.66
3:N:159:ARG:NH1	3:N:159:ARG:HB2	2.10	0.66
3:N:838:ARG:HG2	3:N:865:THR:OG1	1.96	0.66
3:D:179:VAL:HG13	3:D:389:GLU:HG3	1.76	0.66
3:D:486:ARG:HD3	3:D:489:ARG:HD3	1.78	0.66
3:D:591:VAL:HG11	9:D:9714:HOH:O	1.94	0.66
3:D:739:ASP:HB2	3:D:741:ASP:OD1	1.95	0.66
1:K:35:THR:HG21	1:L:43:ILE:HD11	1.76	0.66
1:K:48:ILE:HG22	1:K:173:PRO:HD2	1.75	0.66
1:K:206:THR:HB	1:K:209:GLU:OE1	1.94	0.66
1:L:7:LYS:HG3	9:L:2277:HOH:O	1.93	0.66
3:N:402:PRO:HG2	3:N:444:VAL:HG11	1.77	0.66
3:N:706:PRO:HA	9:N:2193:HOH:O	1.94	0.66
3:N:1343:ALA:HA	9:N:9264:HOH:O	1.95	0.66
2:C:341:THR:O	2:C:345:ARG:HG2	1.96	0.66
2:C:430:VAL:HG13	3:D:1075:HIS:HA	1.78	0.66
2:C:771:GLU:O	2:C:775:ARG:HG2	1.96	0.66
3:D:215:TYR:O	3:D:389:GLU:HB2	1.94	0.66
3:D:478:LEU:HD22	3:D:1388:ARG:CZ	2.24	0.66

Continued on next page...

Continued from previous page...

Atom-1	Atom-2	Interatomic distance (Å)	Clash overlap (Å)
3:D:1341:PRO:HA	3:D:1344:VAL:HG23	1.76	0.66
3:D:1462:LEU:HD22	3:D:1472:ILE:HG23	1.78	0.66
2:M:333:ILE:HD13	2:M:467:ILE:HG13	1.76	0.66
2:M:368:THR:HB	2:M:369:PRO:HD3	1.77	0.66
2:M:700:TYR:HB3	2:M:833:LEU:HD13	1.77	0.66
3:N:28:LYS:HG3	3:N:29:PRO:HD2	1.75	0.66
3:N:550:ARG:NE	3:N:573:MET:HB3	2.10	0.66
4:O:25:LYS:HA	4:O:28:GLN:HE21	1.60	0.66
5:P:102:LEU:O	5:P:106:VAL:HG23	1.95	0.66
2:C:135:VAL:HG11	2:C:407:LYS:HA	1.76	0.66
3:D:171:LEU:HB2	3:D:390:PRO:HA	1.77	0.66
1:K:54:THR:HG21	9:K:6055:HOH:O	1.95	0.66
1:K:115:LEU:HB3	9:K:1554:HOH:O	1.95	0.66
2:M:399:ASN:OD1	2:M:668:LEU:HD23	1.95	0.66
2:M:399:ASN:HB3	2:M:568:ALA:O	1.94	0.66
2:M:524:VAL:CG1	2:M:528:GLU:HB2	2.25	0.66
2:M:752:GLY:C	2:M:791:ARG:HH12	1.99	0.66
3:N:14:SER:H	3:N:17:LYS:HZ1	1.40	0.66
3:N:407:VAL:HG23	3:N:408:GLU:H	1.61	0.66
3:N:851:LEU:N	3:N:851:LEU:HD23	2.11	0.66
2:C:172:ILE:H	2:C:172:ILE:HD12	1.61	0.66
2:C:517:ARG:NH1	2:C:522:VAL:HG11	2.10	0.66
2:C:573:ARG:HB3	2:C:573:ARG:NH1	2.10	0.66
3:D:697:GLY:HA3	9:E:163:HOH:O	1.96	0.66
3:D:704:ARG:NE	3:D:705:ALA:H	1.92	0.66
5:F:213:ILE:HG22	5:F:217:ASN:HD21	1.59	0.66
1:L:97:VAL:HG11	1:L:120:VAL:HG21	1.78	0.66
3:N:52:PRO:CB	3:N:80:VAL:HG13	2.25	0.66
3:N:676:MET:HG3	9:N:9172:HOH:O	1.95	0.66
3:N:1094:LEU:O	3:N:1098:LEU:HD13	1.95	0.66
4:O:30:LEU:O	4:O:35:PHE:HA	1.94	0.66
5:P:294:ALA:HB2	9:P:703:HOH:O	1.95	0.66
2:C:95:TYR:CD2	2:C:114:PHE:HB3	2.30	0.66
2:C:1051:GLU:HG2	2:C:1056:LYS:HD2	1.77	0.66
2:M:36:PRO:HB3	9:M:1400:HOH:O	1.95	0.66
2:M:129:ILE:HG12	2:M:386:PHE:HB3	1.76	0.66
2:M:437:ARG:NH2	2:M:488:ALA:HA	2.11	0.66
3:N:153:LEU:HD11	3:N:158:TYR:N	2.10	0.66
4:O:32:ARG:HD2	9:O:3515:HOH:O	1.96	0.66
2:C:478:VAL:HG23	9:C:9012:HOH:O	1.95	0.66
3:D:156:GLU:HA	3:D:159:ARG:NH1	2.11	0.66

Continued on next page...

Continued from previous page...

Atom-1	Atom-2	Interatomic distance (Å)	Clash overlap (Å)
3:D:1049:SER:HB3	9:D:9906:HOH:O	1.96	0.66
3:N:463:GLN:HA	9:N:9553:HOH:O	1.94	0.66
3:N:966:GLU:HA	3:N:969:ARG:NH1	2.11	0.66
4:O:88:GLU:HA	4:O:91:ARG:HD3	1.77	0.66
5:P:228:GLU:HB3	9:P:688:HOH:O	1.95	0.66
2:C:21:ILE:HG13	9:C:9635:HOH:O	1.95	0.66
3:D:9:ARG:HA	3:D:1434:TRP:HH2	1.60	0.66
3:D:908:LYS:CB	3:D:1027:GLY:HA3	2.26	0.66
3:D:1270:ALA:HB1	9:D:9354:HOH:O	1.96	0.66
5:F:321:ILE:HB	5:F:327:SER:OG	1.96	0.66
1:K:52:ALA:HA	9:K:3135:HOH:O	1.96	0.66
1:L:101:LEU:HD11	1:L:113:ASP:HB2	1.78	0.66
2:M:328:LEU:H	2:M:433:THR:HG21	1.61	0.66
5:P:364:ARG:NH1	5:P:392:VAL:HG21	2.11	0.66
2:C:17:PRO:HB2	9:C:9051:HOH:O	1.94	0.66
5:F:367:MET:HA	5:F:370:LYS:HZ3	1.61	0.66
2:M:442:GLU:OE1	2:M:454:SER:HB2	1.96	0.66
2:M:691:SER:HB2	2:M:858:MET:SD	2.36	0.66
2:M:927:GLY:HA2	2:M:930:LYS:HE3	1.78	0.66
3:N:30:GLU:HB3	3:N:40:GLU:HG2	1.77	0.66
3:N:705:ALA:HB3	3:N:706:PRO:HD3	1.77	0.66
3:N:978:TYR:HA	9:N:9792:HOH:O	1.95	0.66
5:P:166:LEU:O	5:P:171:LYS:HB2	1.96	0.66
1:B:148:VAL:HG22	9:B:473:HOH:O	1.96	0.66
2:C:200:LEU:HD13	2:C:300:ASP:CG	2.17	0.66
2:C:640:ARG:HB2	2:C:642:ARG:HH22	1.60	0.66
2:C:663:ASN:HB3	9:C:9386:HOH:O	1.96	0.66
2:C:859:PRO:O	2:C:867:VAL:HG22	1.96	0.66
3:D:44:LEU:HB3	3:D:525:ARG:HH21	1.60	0.66
3:D:1144:LEU:HB3	3:D:1166:LEU:HD11	1.77	0.66
3:D:1266:ARG:O	3:D:1268:PRO:HD3	1.96	0.66
5:F:263:HIS:HA	9:F:739:HOH:O	1.96	0.66
1:K:110:LYS:HB2	1:K:112:ARG:HD3	1.78	0.66
1:B:114:PHE:HB3	9:B:336:HOH:O	1.96	0.65
3:D:795:VAL:HG23	3:D:879:ARG:NH1	2.10	0.65
3:D:1336:LEU:HA	3:D:1344:VAL:HG22	1.77	0.65
5:P:142:ARG:HB3	5:P:142:ARG:HH11	1.61	0.65
5:P:300:ASP:HB3	9:P:517:HOH:O	1.96	0.65
1:B:84:GLU:HG3	1:B:127:LEU:HD21	1.78	0.65
2:C:715:THR:HA	9:C:9273:HOH:O	1.95	0.65
1:K:173:PRO:HA	1:K:202:ASP:OD2	1.95	0.65

Continued on next page...

Continued from previous page...

Atom-1	Atom-2	Interatomic distance (Å)	Clash overlap (Å)
1:K:221:HIS:HA	1:K:224:TYR:CD2	2.31	0.65
1:L:94:LEU:HD21	1:L:119:ASP:HB2	1.76	0.65
2:M:139:GLN:HB3	2:M:334:ARG:HB2	1.77	0.65
2:M:944:LEU:HD21	2:M:963:LEU:HD23	1.78	0.65
3:N:165:LYS:HE2	3:N:165:LYS:HA	1.78	0.65
3:N:785:ILE:H	3:N:785:ILE:HD12	1.61	0.65
1:A:206:THR:HG23	1:A:209:GLU:H	1.61	0.65
2:C:108:ILE:H	2:C:108:ILE:HD12	1.62	0.65
2:C:877:PRO:HG2	3:D:1023:MET:SD	2.36	0.65
2:C:1000:MET:HB3	9:C:9943:HOH:O	1.96	0.65
2:C:1009:SER:HB2	3:D:651:GLU:O	1.96	0.65
3:D:396:VAL:HG21	3:D:447:VAL:HB	1.78	0.65
1:K:101:LEU:HD12	1:K:114:PHE:CD1	2.30	0.65
1:K:130:ALA:HB1	9:K:2174:HOH:O	1.96	0.65
2:M:203:ASP:HB2	9:M:1502:HOH:O	1.95	0.65
9:M:1817:HOH:O	3:N:618:LEU:HD22	1.96	0.65
3:N:611:GLN:HA	3:N:615:ARG:HD3	1.77	0.65
3:N:644:LEU:HD12	3:N:645:PRO:HD2	1.78	0.65
3:N:1090:ASP:O	3:N:1093:TYR:HB3	1.97	0.65
3:N:1124:GLN:N	3:N:1133:ARG:O	2.28	0.65
5:P:317:LEU:O	5:P:329:TYR:HB3	1.96	0.65
1:B:175:ARG:HD3	9:B:363:HOH:O	1.95	0.65
3:D:953:ASP:HA	9:D:9280:HOH:O	1.95	0.65
5:F:365:GLU:CD	5:F:397:ILE:HA	2.16	0.65
1:L:138:LEU:HA	9:L:2434:HOH:O	1.96	0.65
2:M:52:PHE:CD2	2:M:68:PHE:HB2	2.31	0.65
3:N:119:SER:HB2	3:N:123:LEU:HD12	1.79	0.65
3:N:178:LEU:HG	3:N:200:ASP:H	1.61	0.65
3:N:1103:HIS:HD2	3:N:1463:LYS:H	1.43	0.65
5:P:130:VAL:HG21	5:P:159:ILE:HG21	1.78	0.65
1:A:107:LYS:HD3	9:A:441:HOH:O	1.95	0.65
1:A:198:ARG:HB2	1:A:200:TRP:CH2	2.31	0.65
1:B:52:ALA:HB1	9:B:421:HOH:O	1.96	0.65
1:B:148:VAL:HA	9:B:484:HOH:O	1.95	0.65
3:D:530:VAL:HA	9:D:9200:HOH:O	1.95	0.65
2:M:200:LEU:HD13	2:M:300:ASP:CG	2.17	0.65
2:M:385:PHE:HA	9:M:2038:HOH:O	1.96	0.65
2:M:436:GLY:HA2	2:M:538:GLN:O	1.97	0.65
2:M:601:GLY:HA2	2:M:616:GLU:HG2	1.77	0.65
2:M:1067:TYR:HB2	5:P:341:PRO:HB3	1.79	0.65
4:O:39:VAL:HG21	4:O:72:ARG:HG3	1.79	0.65

Continued on next page...

Continued from previous page...

Atom-1	Atom-2	Interatomic distance (Å)	Clash overlap (Å)
5:P:220:LEU:O	5:P:224:VAL:HG23	1.96	0.65
2:C:573:ARG:HB3	2:C:573:ARG:HH11	1.60	0.65
3:D:1277:ILE:HD13	3:D:1301:LYS:HB2	1.78	0.65
5:F:419:ARG:HB3	9:F:881:HOH:O	1.96	0.65
2:M:189:ARG:HG2	9:M:1250:HOH:O	1.94	0.65
2:M:206:THR:HG23	9:M:1678:HOH:O	1.95	0.65
2:M:392:SER:HA	9:M:2131:HOH:O	1.96	0.65
2:M:705:ILE:HG13	9:M:1341:HOH:O	1.95	0.65
2:C:244:PRO:HG2	2:C:246:ASP:OD2	1.97	0.65
2:C:297:GLU:HA	9:C:2292:HOH:O	1.97	0.65
2:C:660:ALA:HB1	2:C:667:ALA:O	1.97	0.65
2:M:391:LEU:HD23	9:M:2131:HOH:O	1.95	0.65
2:M:707:ARG:HD2	2:M:824:ARG:HD3	1.79	0.65
2:M:1054:THR:HG21	2:M:1079:PRO:HB3	1.77	0.65
3:N:586:ARG:HA	3:N:586:ARG:HE	1.62	0.65
3:N:820:GLU:HG2	9:N:2025:HOH:O	1.95	0.65
1:A:102:LYS:HG3	1:A:139:ASN:HB2	1.78	0.65
1:A:177:VAL:HG12	9:A:348:HOH:O	1.97	0.65
3:D:605:ASP:HB3	9:D:2354:HOH:O	1.96	0.65
5:F:261:PRO:HB2	9:F:740:HOH:O	1.96	0.65
2:M:524:VAL:HG13	2:M:528:GLU:HB2	1.78	0.65
2:M:1070:ILE:HD13	9:N:9414:HOH:O	1.95	0.65
2:M:1081:VAL:HG23	9:M:2183:HOH:O	1.97	0.65
2:C:199:VAL:HG21	9:C:2185:HOH:O	1.96	0.65
2:C:305:PRO:HG3	2:C:308:ARG:NH2	2.12	0.65
5:F:134:LYS:HD3	9:F:603:HOH:O	1.96	0.65
5:F:358:LEU:HD11	5:F:370:LYS:NZ	2.11	0.65
2:M:715:THR:HB	2:M:717:LEU:HG	1.79	0.65
2:M:909:ALA:HB1	2:M:914:ILE:HD11	1.77	0.65
3:N:1146:GLY:HA3	3:N:1207:TYR:HB2	1.79	0.65
3:N:1314:LYS:H	3:N:1314:LYS:HD3	1.61	0.65
5:P:148:LYS:HG2	9:P:660:HOH:O	1.97	0.65
5:P:321:ILE:HG22	5:P:322:GLY:H	1.61	0.65
1:A:14:ARG:HH22	1:A:24:VAL:HG23	1.61	0.65
1:A:32:PHE:HB2	9:A:371:HOH:O	1.97	0.65
2:C:113:VAL:HG22	9:C:9942:HOH:O	1.97	0.65
2:C:332:ARG:NE	2:C:464:LEU:HD11	2.11	0.65
2:C:511:GLU:O	2:C:526:PRO:HD3	1.97	0.65
3:D:567:ILE:HG22	3:D:571:LYS:NZ	2.12	0.65
1:L:65:PHE:CD1	3:N:813:LEU:HD22	2.32	0.65
2:M:244:PRO:HG2	2:M:246:ASP:OD2	1.97	0.65

Continued on next page...

Continued from previous page...

Atom-1	Atom-2	Interatomic distance (Å)	Clash overlap (Å)
3:N:33:ASN:OD1	5:P:259:ARG:HB3	1.97	0.65
3:N:677:LEU:HD21	9:N:9954:HOH:O	1.96	0.65
3:N:1123:PHE:HA	3:N:1134:LEU:HA	1.78	0.65
1:A:19:GLU:HG2	9:A:420:HOH:O	1.97	0.64
1:A:198:ARG:HG2	9:A:399:HOH:O	1.97	0.64
2:C:22:GLN:NE2	2:C:336:VAL:HG21	2.11	0.64
2:C:141:HIS:HB3	2:C:418:LEU:HB3	1.78	0.64
2:C:405:ARG:HD2	2:C:442:GLU:OE1	1.97	0.64
3:D:1153:VAL:HG12	3:D:1155:VAL:HG23	1.78	0.64
2:M:583:LEU:O	2:M:587:VAL:HG23	1.96	0.64
2:M:841:ASN:HD21	2:M:845:ASN:H	1.41	0.64
2:M:1013:TYR:O	5:P:334:PRO:HA	1.98	0.64
3:N:1258:ARG:O	3:N:1262:LEU:HD13	1.97	0.64
1:A:160:ASP:HB2	9:A:396:HOH:O	1.96	0.64
1:B:30:ARG:HH21	2:C:854:PRO:HG3	1.62	0.64
2:C:516:ARG:HD3	2:C:521:PRO:HA	1.78	0.64
2:C:555:ALA:HB2	3:D:1070:TYR:CE2	2.33	0.64
3:D:108:VAL:HB	9:D:9934:HOH:O	1.95	0.64
3:D:153:LEU:HD11	3:D:158:TYR:N	2.12	0.64
5:F:369:LEU:HD23	9:F:706:HOH:O	1.97	0.64
2:M:471:TYR:CE2	2:M:496:ILE:HG21	2.32	0.64
2:M:633:GLN:NE2	2:M:633:GLN:H	1.94	0.64
2:M:1077:PRO:HD2	9:M:1399:HOH:O	1.97	0.64
2:M:1101:THR:HB	3:N:5:VAL:HG13	1.79	0.64
3:N:505:SER:HB2	9:N:9588:HOH:O	1.96	0.64
3:N:963:TYR:CD2	3:N:1002:LYS:HB3	2.33	0.64
2:C:236:ILE:HG13	9:C:9361:HOH:O	1.95	0.64
2:C:648:ARG:HB3	9:C:9104:HOH:O	1.96	0.64
2:C:911:GLU:O	2:C:915:LYS:HG2	1.98	0.64
3:D:443:VAL:HG12	3:D:445:ARG:HD2	1.79	0.64
4:E:67:GLU:OE1	4:E:73:LEU:HD11	1.97	0.64
2:M:412:ALA:HB2	2:M:451:LEU:HB3	1.78	0.64
3:N:434:ARG:HB2	3:N:447:VAL:HG13	1.79	0.64
5:P:323:ASP:HB3	5:P:325:LYS:NZ	2.13	0.64
2:C:64:LEU:HD11	9:C:9063:HOH:O	1.96	0.64
2:C:113:VAL:HG13	9:C:9301:HOH:O	1.97	0.64
2:C:193:LEU:HD23	2:C:307:LEU:HD13	1.79	0.64
2:C:841:ASN:HD21	2:C:845:ASN:H	1.45	0.64
2:C:886:LEU:HD23	3:D:951:ILE:HG13	1.79	0.64
2:C:1091:GLU:HG2	3:D:606:ILE:HG21	1.78	0.64
3:D:531:ASP:C	3:D:533:GLY:H	1.98	0.64

Continued on next page...

Continued from previous page...

Atom-1	Atom-2	Interatomic distance (Å)	Clash overlap (Å)
3:D:584:ASN:HB3	9:D:2028:HOH:O	1.97	0.64
4:E:48:MET:N	4:E:54:LEU:HB2	2.11	0.64
5:F:278:LEU:HB3	5:F:286:PRO:HG2	1.79	0.64
1:L:2:LEU:HD12	1:L:3:ASP:H	1.61	0.64
2:M:19:THR:HG22	2:M:22:GLN:HB2	1.78	0.64
2:M:163:ILE:HB	2:M:171:TRP:CH2	2.32	0.64
2:M:184:MET:HE1	2:M:186:VAL:HG13	1.80	0.64
3:N:57:GLU:HG3	3:N:64:LYS:HD2	1.80	0.64
3:N:1156:LEU:HD21	3:N:1177:ALA:HA	1.79	0.64
5:P:88:ILE:CD1	5:P:193:ARG:HB2	2.27	0.64
2:C:634:GLY:HA3	9:C:9222:HOH:O	1.97	0.64
2:C:1008:ARG:HE	2:C:1028:GLY:CA	2.09	0.64
3:D:15:PRO:HB2	9:D:9195:HOH:O	1.97	0.64
3:D:149:LYS:HB2	9:D:2218:HOH:O	1.96	0.64
3:D:421:LEU:HG	9:D:9719:HOH:O	1.96	0.64
3:D:679:ARG:HB2	3:D:682:ASP:OD1	1.98	0.64
3:D:730:PRO:HA	3:D:733:CYS:SG	2.37	0.64
3:D:783:ARG:NH1	3:D:1029:ARG:HG2	2.13	0.64
3:D:809:PRO:HB2	3:D:812:ALA:HB2	1.80	0.64
3:D:1040:GLY:O	3:D:1060:SER:HB3	1.97	0.64
3:D:1046:GLN:HG2	9:D:2120:HOH:O	1.97	0.64
3:D:1236:LEU:HA	3:D:1359:GLN:HE22	1.62	0.64
3:D:1272:ALA:HA	3:D:1326:THR:HB	1.79	0.64
5:F:356:LYS:O	5:F:360:LYS:HG2	1.97	0.64
1:K:150:TYR:CD1	2:M:696:LYS:HG2	2.33	0.64
9:M:1244:HOH:O	3:N:651:GLU:HG3	1.97	0.64
3:N:658:LEU:HD11	3:N:674:ARG:HH11	1.61	0.64
3:N:1019:PRO:O	3:N:1023:MET:HG3	1.98	0.64
4:O:60:ALA:O	4:O:63:TRP:HB2	1.96	0.64
5:P:363:GLU:HA	5:P:367:MET:CE	2.28	0.64
1:B:56:VAL:HG13	1:B:142:VAL:HG12	1.80	0.64
1:B:151:VAL:HG13	1:B:155:LYS:HE2	1.80	0.64
2:C:338:GLU:HA	2:C:341:THR:HG22	1.80	0.64
2:C:549:PHE:CD2	2:C:886:LEU:HB3	2.33	0.64
3:D:131:LYS:O	3:D:133:ILE:HD13	1.98	0.64
3:D:633:VAL:HB	3:D:740:PHE:CE1	2.33	0.64
4:E:42:PRO:HB3	9:E:201:HOH:O	1.98	0.64
5:F:402:ASN:HA	5:F:405:LEU:HD22	1.80	0.64
2:M:549:PHE:CZ	2:M:886:LEU:HD22	2.33	0.64
2:M:660:ALA:HB1	2:M:667:ALA:O	1.97	0.64
2:M:839:LEU:HD21	2:M:849:VAL:HG23	1.78	0.64

Continued on next page...

Continued from previous page...

Atom-1	Atom-2	Interatomic distance (Å)	Clash overlap (Å)
2:M:983:ILE:HA	9:N:9416:HOH:O	1.98	0.64
4:O:82:GLU:HB3	9:O:4692:HOH:O	1.98	0.64
2:C:93:PRO:HG3	2:C:117:HIS:HE1	1.63	0.64
5:F:352:GLU:O	5:F:356:LYS:HG3	1.96	0.64
5:F:423:ASP:HB3	9:F:486:HOH:O	1.96	0.64
1:L:108:GLU:HG2	9:L:2371:HOH:O	1.98	0.64
2:M:232:GLU:HA	2:M:235:LEU:HD12	1.80	0.64
3:N:681:ARG:HB3	3:N:681:ARG:HH11	1.62	0.64
5:P:163:LEU:HB3	5:P:174:LEU:CG	2.26	0.64
2:C:318:PRO:HA	9:C:9945:HOH:O	1.98	0.64
2:C:470:PRO:HG2	2:C:538:GLN:OE1	1.98	0.64
2:C:676:ILE:HG23	2:C:676:ILE:O	1.97	0.64
3:D:655:PRO:HA	3:D:658:LEU:HD12	1.78	0.64
3:D:1166:LEU:HD12	3:D:1171:VAL:HG22	1.78	0.64
2:M:151:ASP:HB3	9:M:2281:HOH:O	1.96	0.64
2:M:704:HIS:HB2	2:M:831:ARG:HE	1.63	0.64
2:M:707:ARG:HE	2:M:824:ARG:HG2	1.62	0.64
3:N:427:VAL:CG2	3:N:435:VAL:HB	2.28	0.64
3:N:616:GLN:NE2	3:N:619:LEU:HB2	2.13	0.64
1:A:195:LEU:HG	1:A:197:LEU:CD2	2.28	0.64
1:B:47:SER:O	1:B:49:PRO:N	2.31	0.64
2:C:56:GLU:HB3	9:C:9080:HOH:O	1.98	0.64
2:C:144:PRO:HA	2:C:163:ILE:HG12	1.78	0.64
3:D:634:GLY:O	3:D:637:LEU:HB3	1.97	0.64
3:D:1279:GLY:O	3:D:1318:TYR:HA	1.98	0.64
3:D:1304:LYS:HD2	9:D:2220:HOH:O	1.96	0.64
5:F:93:LEU:HD11	5:F:102:LEU:HD12	1.80	0.64
2:M:244:PRO:HD2	2:M:245:GLY:H	1.62	0.64
2:M:326:ASP:HB2	2:M:431:HIS:ND1	2.13	0.64
2:M:516:ARG:NE	3:N:1068:LEU:HD13	2.12	0.64
3:N:426:LYS:HG3	3:N:434:ARG:NH1	2.13	0.64
2:C:397:GLU:H	2:C:633:GLN:HE22	1.44	0.64
2:C:433:THR:HG21	2:C:488:ALA:CB	2.27	0.64
3:D:625:TYR:O	3:D:749:VAL:HG23	1.98	0.64
3:D:906:GLN:HB3	3:D:911:LEU:HD11	1.80	0.64
2:M:971:LYS:HA	2:M:988:VAL:HA	1.79	0.64
3:N:558:LEU:HB3	9:N:9936:HOH:O	1.98	0.64
3:N:588:GLY:HA3	9:N:9410:HOH:O	1.98	0.64
1:A:11:PHE:CD1	1:B:225:PHE:HA	2.33	0.63
2:C:627:ARG:HG3	2:C:628:PHE:H	1.62	0.63
3:D:16:GLU:HA	9:D:9380:HOH:O	1.97	0.63

Continued on next page...

Continued from previous page...

Atom-1	Atom-2	Interatomic distance (Å)	Clash overlap (Å)
3:D:965:GLU:HB2	9:D:9122:HOH:O	1.98	0.63
1:L:80:LEU:HB3	3:N:867:ARG:NH2	2.13	0.63
1:A:48:ILE:HG22	1:A:173:PRO:HD2	1.80	0.63
1:A:132:LEU:HG	9:A:468:HOH:O	1.98	0.63
2:C:578:VAL:HG11	2:C:991:GLN:HB3	1.80	0.63
2:M:758:ARG:HB3	2:M:788:THR:O	1.98	0.63
3:N:850:LEU:H	3:N:850:LEU:HD12	1.63	0.63
3:N:1209:LEU:HD22	3:N:1211:MET:HB3	1.79	0.63
3:N:1301:LYS:HD2	9:N:9125:HOH:O	1.99	0.63
5:P:260:ILE:HD11	5:P:310:ILE:HG22	1.79	0.63
4:E:90:GLU:HG2	9:E:191:HOH:O	1.98	0.63
2:M:148:PHE:HZ	2:M:281:LEU:HD13	1.64	0.63
2:M:150:PRO:HD3	9:M:1445:HOH:O	1.98	0.63
2:M:342:ASP:O	2:M:346:VAL:HG23	1.97	0.63
3:N:52:PRO:CG	3:N:78:VAL:HG13	2.28	0.63
3:N:1112:CYS:HB3	3:N:1201:CYS:SG	2.37	0.63
3:N:1350:GLU:O	3:N:1354:LYS:HG2	1.98	0.63
5:P:403:LYS:NZ	5:P:406:ARG:HD2	2.13	0.63
1:A:37:GLY:HA3	1:A:179:PHE:CD1	2.34	0.63
1:B:86:VAL:HG21	9:B:450:HOH:O	1.98	0.63
2:C:162:ILE:HD12	2:C:172:ILE:HB	1.80	0.63
2:C:356:ARG:HA	9:C:9403:HOH:O	1.98	0.63
3:D:27:GLU:O	3:D:28:LYS:HD2	1.97	0.63
3:D:1394:VAL:HB	3:D:1397:LYS:HD2	1.80	0.63
3:D:1432:LYS:HG3	3:D:1433:SER:H	1.64	0.63
9:D:2160:HOH:O	4:E:60:ALA:HB3	1.98	0.63
1:K:186:LEU:HB3	9:K:1397:HOH:O	1.97	0.63
3:N:762:GLN:HA	9:N:9292:HOH:O	1.98	0.63
3:N:1272:ALA:HA	3:N:1326:THR:HB	1.79	0.63
5:P:207:LEU:HB3	5:P:212:LEU:HG	1.81	0.63
1:B:166:PRO:HD3	9:B:334:HOH:O	1.99	0.63
2:C:139:GLN:OE1	2:C:415:PRO:HD3	1.98	0.63
2:C:432:ARG:HH11	3:D:1048:PRO:CD	2.11	0.63
3:D:9:ARG:NH1	3:D:506:GLY:HA2	2.09	0.63
3:D:675:ARG:O	3:D:678:GLU:HG2	1.97	0.63
2:M:290:LEU:HD23	2:M:290:LEU:H	1.63	0.63
5:P:370:LYS:HB3	5:P:370:LYS:HZ3	1.64	0.63
2:C:260:LEU:HA	2:C:291:ALA:CB	2.29	0.63
2:C:285:LEU:HD12	2:C:288:ARG:O	1.97	0.63
2:C:569:VAL:HG23	2:C:635:THR:HG22	1.80	0.63
2:C:732:ALA:HB2	9:C:9589:HOH:O	1.97	0.63

Continued on next page...

Continued from previous page...

Atom-1	Atom-2	Interatomic distance (Å)	Clash overlap (Å)
2:C:838:LYS:HD2	2:C:846:LYS:HZ2	1.62	0.63
3:D:213:VAL:HG22	3:D:214:GLU:H	1.64	0.63
5:F:405:LEU:HD23	5:F:406:ARG:HG3	1.80	0.63
2:M:89:THR:O	2:M:91:GLN:HG3	1.99	0.63
3:N:476:GLU:HG2	9:N:9517:HOH:O	1.97	0.63
5:P:351:SER:O	5:P:355:GLU:HB2	1.98	0.63
2:C:701:THR:HG23	2:C:832:LYS:HA	1.81	0.63
3:D:115:LEU:HD22	3:D:502:PHE:HE1	1.63	0.63
1:K:218:LEU:HD23	1:L:222:LEU:HD21	1.79	0.63
2:M:333:ILE:CD1	2:M:467:ILE:HG13	2.29	0.63
2:M:511:GLU:O	2:M:526:PRO:HD3	1.97	0.63
2:M:915:LYS:HE2	9:M:1347:HOH:O	1.96	0.63
3:N:416:ALA:HB2	9:N:9328:HOH:O	1.97	0.63
3:N:1406:ARG:HA	9:N:9360:HOH:O	1.98	0.63
2:C:146:VAL:HG22	2:C:162:ILE:HA	1.81	0.63
1:L:226:SER:O	1:L:228:PRO:HD3	1.98	0.63
3:N:53:ILE:HG23	3:N:54:LYS:H	1.63	0.63
3:N:1123:PHE:HA	3:N:1135:ARG:N	2.13	0.63
4:O:51:LEU:HB3	9:O:1519:HOH:O	1.98	0.63
4:O:86:GLN:O	4:O:90:GLU:HG3	1.97	0.63
2:C:52:PHE:CG	2:C:68:PHE:HB2	2.34	0.63
2:C:583:LEU:HA	9:C:9499:HOH:O	1.98	0.63
2:C:876:VAL:HG11	3:D:949:ILE:HG21	1.81	0.63
3:D:540:LEU:HD23	3:D:544:TYR:HE2	1.63	0.63
3:D:1147:ARG:HB3	3:D:1188:VAL:CG2	2.29	0.63
3:D:1171:VAL:HG11	9:D:2295:HOH:O	1.98	0.63
1:K:110:LYS:HG2	9:K:1619:HOH:O	1.99	0.63
1:L:192:LEU:HB3	9:L:7412:HOH:O	1.97	0.63
2:M:18:LEU:HD23	2:M:404:LEU:HD21	1.80	0.63
2:M:61:LYS:HE3	9:M:1475:HOH:O	1.99	0.63
2:M:534:VAL:H	2:M:538:GLN:HE22	1.44	0.63
2:M:556:ASN:HA	9:M:1583:HOH:O	1.99	0.63
3:N:169:TYR:H	3:N:169:TYR:HD1	1.47	0.63
3:N:623:VAL:HG11	9:N:9408:HOH:O	1.97	0.63
3:N:1036:ARG:NH2	3:N:1043:GLY:H	1.96	0.63
2:C:196:LEU:HD23	2:C:200:LEU:HD11	1.81	0.62
3:D:796:ARG:HH11	3:D:861:GLN:HB2	1.64	0.62
3:D:1364:HIS:CE1	3:D:1366:LYS:HG3	2.34	0.62
1:K:218:LEU:O	1:K:222:LEU:HD23	1.99	0.62
1:L:36:LEU:O	1:L:39:PRO:HD2	1.99	0.62
2:M:789:SER:O	2:M:791:ARG:HG2	1.98	0.62

Continued on next page...

Continued from previous page...

Atom-1	Atom-2	Interatomic distance (Å)	Clash overlap (Å)
2:M:1030:GLN:O	3:N:622:ARG:HA	1.99	0.62
2:M:1080:SER:HA	9:M:1525:HOH:O	1.99	0.62
1:B:119:ASP:HB3	9:B:530:HOH:O	1.99	0.62
2:C:92:ALA:HB1	9:C:9317:HOH:O	1.99	0.62
2:C:195:LEU:HD12	2:C:195:LEU:O	1.99	0.62
2:C:197:LEU:HA	2:C:200:LEU:HD12	1.80	0.62
2:C:276:LYS:HB3	9:C:9614:HOH:O	1.99	0.62
3:D:142:LEU:HA	9:D:9393:HOH:O	1.99	0.62
3:D:1031:ASN:HB2	3:D:1034:GLN:CD	2.19	0.62
3:D:1157:GLY:HA2	9:D:9373:HOH:O	1.98	0.62
3:D:1274:ILE:HD11	3:D:1334:GLN:HB3	1.81	0.62
3:D:1299:PHE:HB2	9:D:9335:HOH:O	1.99	0.62
1:K:109:VAL:HG23	1:K:132:LEU:HD13	1.81	0.62
2:M:651:LYS:HA	9:M:1401:HOH:O	1.98	0.62
2:M:741:GLY:HA3	9:M:1290:HOH:O	1.99	0.62
2:M:904:PRO:HB3	9:M:1233:HOH:O	1.99	0.62
3:N:58:CYS:SG	3:N:59:ALA:N	2.70	0.62
3:N:546:ARG:NH1	3:N:546:ARG:HB3	2.14	0.62
3:N:820:GLU:HG3	3:N:836:VAL:HG11	1.81	0.62
3:N:898:GLU:CB	3:N:921:ARG:HH22	2.12	0.62
3:N:1061:PHE:HA	9:N:9209:HOH:O	1.98	0.62
1:A:6:LEU:HD22	9:A:444:HOH:O	1.98	0.62
1:B:151:VAL:HB	1:B:169:ALA:HB3	1.82	0.62
2:C:141:HIS:HB3	2:C:418:LEU:CB	2.28	0.62
3:D:57:GLU:HG2	3:D:58:CYS:N	2.14	0.62
3:D:1399:ASP:O	3:D:1403:LEU:HB2	2.00	0.62
5:F:363:GLU:HA	5:F:367:MET:CE	2.28	0.62
2:M:1017:THR:OG1	2:M:1019:GLN:HG2	1.99	0.62
3:N:220:ARG:HA	9:N:2310:HOH:O	1.97	0.62
3:N:1279:GLY:O	3:N:1318:TYR:HA	1.99	0.62
5:P:416:ARG:HD2	5:P:419:ARG:HB3	1.81	0.62
2:C:137:VAL:HG23	2:C:391:LEU:HG	1.81	0.62
2:C:773:LEU:O	2:C:777:ILE:HG13	2.00	0.62
2:C:863:ASP:OD1	2:C:865:THR:HG22	1.99	0.62
3:D:210:ARG:HG3	3:D:398:ALA:H	1.65	0.62
3:D:1152:GLU:CD	3:D:1159:ARG:HH12	2.03	0.62
3:D:1205:TYR:HE1	3:D:1221:VAL:HG13	1.64	0.62
1:K:30:ARG:HG2	9:N:9299:HOH:O	1.99	0.62
2:M:723:THR:HG23	2:M:725:ASP:HB2	1.82	0.62
2:M:1018:GLN:HB3	9:M:1172:HOH:O	1.98	0.62
3:N:87:ARG:HB3	3:N:523:ASP:HB2	1.81	0.62

Continued on next page...

Continued from previous page...

Atom-1	Atom-2	Interatomic distance (Å)	Clash overlap (Å)
3:N:213:VAL:HG21	9:N:9906:HOH:O	1.99	0.62
1:B:124:ASN:HA	9:B:457:HOH:O	1.99	0.62
2:C:248:PRO:HD3	9:C:9626:HOH:O	1.98	0.62
2:C:669:GLY:HA3	2:C:995:MET:HA	1.82	0.62
2:C:816:LYS:HB2	2:C:819:VAL:HG21	1.81	0.62
3:D:482:LYS:HD2	9:D:2394:HOH:O	1.98	0.62
5:F:111:GLU:O	5:F:115:LYS:HG2	1.99	0.62
5:F:200:LYS:HD2	5:F:209:PHE:CZ	2.34	0.62
1:L:185:ARG:HG2	9:L:1387:HOH:O	1.98	0.62
2:M:285:LEU:HD23	2:M:285:LEU:O	1.99	0.62
3:N:684:LYS:HB2	3:N:686:GLU:HG3	1.81	0.62
5:P:230:LYS:HB2	9:P:688:HOH:O	1.99	0.62
5:P:337:HIS:H	5:P:337:HIS:HD2	1.46	0.62
1:A:179:PHE:HD1	1:A:195:LEU:HD11	1.63	0.62
1:A:184:THR:HB	1:A:194:LYS:HE2	1.81	0.62
1:B:186:LEU:HD22	1:B:192:LEU:HD11	1.81	0.62
2:C:420:ARG:H	2:C:420:ARG:HD2	1.65	0.62
2:C:1025:ALA:HB3	9:C:9097:HOH:O	1.98	0.62
2:C:1118:LYS:HD3	3:D:20:SER:O	1.99	0.62
3:D:1291:SER:HB2	3:D:1293:PHE:HE1	1.65	0.62
5:F:367:MET:HA	5:F:370:LYS:NZ	2.15	0.62
2:M:1014:SER:HB2	5:P:331:ASP:O	1.99	0.62
3:N:57:GLU:HG2	3:N:58:CYS:O	2.00	0.62
3:N:119:SER:N	3:N:123:LEU:HB2	2.13	0.62
3:N:186:VAL:HG11	9:N:9906:HOH:O	1.98	0.62
3:N:477:LEU:HD21	3:N:495:ARG:HH11	1.64	0.62
5:P:155:THR:HA	5:P:158:GLU:OE2	2.00	0.62
3:D:832:ARG:HB2	9:D:9477:HOH:O	2.00	0.62
3:D:1206:GLY:HA3	3:D:1366:LYS:NZ	2.14	0.62
1:L:99:LEU:HA	9:L:3359:HOH:O	1.99	0.62
2:M:4:LYS:HD2	9:M:1220:HOH:O	1.99	0.62
2:M:230:ARG:HB2	9:M:1607:HOH:O	1.98	0.62
2:M:578:VAL:HG13	2:M:671:ASN:CG	2.19	0.62
3:N:680:GLN:HB3	9:N:9537:HOH:O	2.00	0.62
3:N:996:TRP:CE3	3:N:999:THR:HG21	2.34	0.62
2:C:174:LEU:HD23	2:C:184:MET:HG3	1.81	0.62
2:C:1034:GLU:HA	2:C:1037:VAL:HG23	1.82	0.62
3:D:1273:VAL:HG22	3:D:1326:THR:OG1	2.00	0.62
5:F:166:LEU:O	5:F:171:LYS:HB2	2.00	0.62
1:L:100:LEU:HD23	1:L:141:GLU:HG2	1.81	0.62
2:M:217:LEU:HA	9:M:1226:HOH:O	2.00	0.62

Continued on next page...

Continued from previous page...

Atom-1	Atom-2	Interatomic distance (Å)	Clash overlap (Å)
2:M:715:THR:HG21	9:M:1668:HOH:O	2.00	0.62
2:M:786:LYS:HA	9:M:1349:HOH:O	1.99	0.62
3:N:37:LEU:HB2	9:N:2570:HOH:O	1.99	0.62
3:N:1018:ASN:O	3:N:1022:VAL:HG23	1.99	0.62
3:N:1259:VAL:HG22	3:N:1355:VAL:HG21	1.81	0.62
1:A:222:LEU:HD21	1:B:218:LEU:HD23	1.81	0.62
2:C:706:GLU:HB3	2:C:708:TYR:CE1	2.35	0.62
2:C:818:GLY:HA3	9:C:9771:HOH:O	1.99	0.62
2:C:940:GLU:O	2:C:944:LEU:HG	2.00	0.62
3:D:171:LEU:HD13	3:D:389:GLU:C	2.20	0.62
3:D:1197:ARG:HG3	3:D:1198:TYR:N	2.15	0.62
9:D:2701:HOH:O	5:F:314:PRO:HA	2.00	0.62
5:F:113:ILE:HA	5:F:116:LEU:HD12	1.81	0.62
5:F:222:ARG:HA	5:F:225:GLU:OE1	1.99	0.62
5:F:274:THR:HA	9:F:519:HOH:O	1.98	0.62
1:K:46:SER:HB3	2:M:856:GLU:HG2	1.81	0.62
2:M:1031:ARG:HB2	9:M:1236:HOH:O	2.00	0.62
1:A:36:LEU:O	1:A:39:PRO:HD2	1.99	0.62
3:D:834:THR:HG22	3:D:838:ARG:HD2	1.82	0.62
1:K:143:ARG:HH11	1:K:143:ARG:HG2	1.65	0.62
2:M:305:PRO:HG3	2:M:308:ARG:HH21	1.64	0.62
2:M:348:LEU:HD23	9:M:1422:HOH:O	2.00	0.62
2:M:357:GLU:O	2:M:360:LEU:HG	2.00	0.62
3:N:213:VAL:HG22	3:N:214:GLU:H	1.64	0.62
5:P:363:GLU:HA	5:P:367:MET:HE2	1.82	0.62
1:A:150:TYR:CE1	2:C:696:LYS:HA	2.35	0.61
1:B:38:ASN:HB2	9:B:629:HOH:O	1.99	0.61
2:C:1049:LEU:O	2:C:1053:LEU:HG	2.00	0.61
9:C:9650:HOH:O	4:E:28:GLN:HA	2.00	0.61
3:D:139:GLY:O	3:D:147:VAL:HB	2.00	0.61
3:D:1428:ALA:O	3:D:1431:THR:HG23	2.00	0.61
2:M:31:GLN:HA	9:M:1325:HOH:O	2.00	0.61
2:M:755:LEU:HB2	9:M:1927:HOH:O	2.00	0.61
3:N:1096:ARG:HH11	3:N:1096:ARG:CB	2.08	0.61
5:P:132:ARG:O	5:P:136:LEU:HG	2.00	0.61
1:A:133:GLU:OE1	2:C:605:LYS:HB3	1.99	0.61
9:A:332:HOH:O	1:B:208:LEU:HD11	2.00	0.61
1:B:50:GLY:HA2	9:B:487:HOH:O	1.98	0.61
2:C:184:MET:HB2	2:C:193:LEU:HD12	1.82	0.61
3:D:109:PRO:HD3	9:D:9934:HOH:O	1.99	0.61
3:D:794:GLN:HG2	3:D:905:PRO:HB3	1.82	0.61

Continued on next page...

Continued from previous page...

Atom-1	Atom-2	Interatomic distance (Å)	Clash overlap (Å)
3:D:810:GLU:O	3:D:813:LEU:HG	1.99	0.61
3:D:1407:LEU:HA	9:D:2570:HOH:O	2.00	0.61
2:M:308:ARG:HB3	9:M:1833:HOH:O	1.99	0.61
2:M:1009:SER:HA	9:N:9366:HOH:O	1.98	0.61
3:N:524:LEU:C	3:N:526:PRO:HD3	2.20	0.61
3:N:1197:ARG:HD3	3:N:1396:GLU:OE1	2.00	0.61
3:N:1211:MET:HG2	3:N:1213:ARG:HG2	1.82	0.61
1:A:213:GLN:O	1:A:217:ILE:HG13	2.00	0.61
1:B:44:LEU:HD11	1:B:199:ILE:HD11	1.82	0.61
2:C:253:ALA:HB3	9:C:9707:HOH:O	2.00	0.61
3:D:628:ARG:HD3	3:D:744:GLN:HE22	1.64	0.61
3:D:783:ARG:HH21	8:D:9001:TGT:H2	1.64	0.61
3:D:1146:GLY:HA3	3:D:1207:TYR:HB2	1.82	0.61
5:F:87:GLU:O	5:F:91:VAL:HG22	2.00	0.61
1:L:44:LEU:HD23	1:L:48:ILE:HD11	1.83	0.61
3:N:215:TYR:O	3:N:389:GLU:HB3	1.99	0.61
5:P:371:LEU:HD22	5:P:375:LEU:HD22	1.82	0.61
1:A:206:THR:HG22	1:A:209:GLU:HB2	1.82	0.61
2:C:384:GLU:HG3	2:C:388:ARG:NE	2.15	0.61
2:C:1062:GLY:HA2	9:C:9598:HOH:O	1.99	0.61
3:D:9:ARG:HA	3:D:1434:TRP:CH2	2.35	0.61
3:D:873:LEU:HD12	3:D:873:LEU:H	1.65	0.61
3:D:1063:GLU:HG2	3:D:1064:GLY:H	1.66	0.61
3:D:1268:PRO:HD2	9:D:2058:HOH:O	2.01	0.61
1:K:164:ALA:HA	9:K:6166:HOH:O	1.99	0.61
1:L:192:LEU:HD12	9:L:5544:HOH:O	2.00	0.61
2:M:410:ILE:HG22	9:M:2341:HOH:O	2.01	0.61
2:M:669:GLY:HA3	2:M:995:MET:HA	1.82	0.61
2:M:690:ILE:HD12	2:M:833:LEU:HD23	1.82	0.61
2:M:721:ARG:NH2	2:M:785:VAL:HG21	2.15	0.61
3:N:135:LEU:HD13	3:N:147:VAL:HG23	1.81	0.61
3:N:421:LEU:HB2	9:N:9419:HOH:O	1.99	0.61
3:N:660:LYS:HG2	3:N:690:ALA:HB1	1.82	0.61
5:P:292:ALA:HB1	5:P:299:TRP:O	2.01	0.61
2:C:54:ILE:HD11	2:C:356:ARG:CG	2.29	0.61
2:C:503:LEU:HD12	2:C:505:GLY:H	1.66	0.61
3:D:447:VAL:HG23	9:D:9177:HOH:O	2.00	0.61
3:D:510:GLU:HB3	9:D:9925:HOH:O	1.99	0.61
3:D:1109:GLU:HG2	3:D:1201:CYS:HA	1.81	0.61
4:E:54:LEU:HG	4:E:58:PRO:HG2	1.83	0.61
5:F:278:LEU:HD12	9:F:746:HOH:O	1.99	0.61

Continued on next page...

Continued from previous page...

Atom-1	Atom-2	Interatomic distance (Å)	Clash overlap (Å)
2:M:186:VAL:HG23	2:M:187:ASN:H	1.66	0.61
2:M:428:ARG:HE	2:M:451:LEU:HD21	1.66	0.61
2:M:569:VAL:HG11	2:M:996:LYS:HZ3	1.63	0.61
2:M:598:GLU:O	2:M:651:LYS:HG3	2.00	0.61
2:C:26:TYR:O	2:C:30:LEU:HD12	2.00	0.61
2:C:595:LEU:HG	2:C:655:LEU:HD12	1.81	0.61
2:C:981:GLU:HG3	9:C:2177:HOH:O	2.00	0.61
2:C:1115:LEU:HA	3:D:89:ARG:NH2	2.14	0.61
3:D:204:LEU:HD23	9:D:9486:HOH:O	2.01	0.61
2:M:44:ILE:HG22	9:M:1192:HOH:O	1.99	0.61
2:M:528:GLU:O	2:M:530:GLU:HG3	2.00	0.61
2:M:549:PHE:CG	2:M:886:LEU:HD13	2.36	0.61
2:M:607:ASP:HB2	2:M:610:ARG:HG3	1.83	0.61
2:M:673:LEU:HD12	2:M:895:TYR:CE1	2.35	0.61
2:M:723:THR:HA	9:M:2073:HOH:O	2.00	0.61
3:N:139:GLY:O	3:N:147:VAL:HB	2.00	0.61
3:N:478:LEU:HA	3:N:1388:ARG:NH2	2.16	0.61
3:N:1036:ARG:NH2	3:N:1042:ARG:HA	2.15	0.61
5:P:361:LEU:HD21	5:P:404:ALA:CB	2.29	0.61
1:B:57:TYR:HE1	1:B:163:ASN:HB2	1.64	0.61
1:B:170:VAL:HG22	9:B:421:HOH:O	2.00	0.61
3:D:704:ARG:NH1	3:D:738:ALA:HA	2.16	0.61
3:D:775:GLY:HA2	9:D:2264:HOH:O	2.00	0.61
5:F:274:THR:HG23	9:F:811:HOH:O	1.99	0.61
1:K:75:VAL:O	1:K:79:ILE:HG23	2.00	0.61
1:K:91:ASN:OD1	1:K:92:PRO:HD2	2.01	0.61
1:K:118:ALA:HB3	9:K:4725:HOH:O	2.01	0.61
1:L:158:ILE:HD11	9:L:5570:HOH:O	2.00	0.61
3:N:1036:ARG:HH21	3:N:1042:ARG:CA	2.13	0.61
5:P:384:GLU:HA	9:P:789:HOH:O	2.00	0.61
1:B:27:PRO:HB3	1:B:192:LEU:HD22	1.82	0.61
1:B:58:ILE:HD13	1:B:140:MET:HB3	1.83	0.61
2:C:145:GLY:O	2:C:163:ILE:HG23	2.01	0.61
2:C:222:MET:HB3	9:C:2084:HOH:O	2.01	0.61
3:D:175:VAL:HG12	3:D:176:ASP:OD1	2.00	0.61
3:D:602:SER:O	3:D:606:ILE:HG12	1.99	0.61
2:M:199:VAL:HG13	2:M:235:LEU:HG	1.81	0.61
2:M:203:ASP:OD1	2:M:205:GLU:HG3	2.01	0.61
2:M:551:GLU:HG2	2:M:905:ILE:O	2.00	0.61
2:M:637:LEU:HB2	9:M:1559:HOH:O	1.99	0.61
2:M:694:LEU:HD11	2:M:868:ASP:HB3	1.81	0.61

Continued on next page...

Continued from previous page...

Atom-1	Atom-2	Interatomic distance (Å)	Clash overlap (Å)
2:M:1115:LEU:HD12	2:M:1115:LEU:H	1.65	0.61
3:N:546:ARG:HH22	3:N:550:ARG:NH2	1.98	0.61
3:N:1481:VAL:HG13	4:O:18:ARG:NE	2.16	0.61
9:N:9144:HOH:O	5:P:147:LEU:HD11	1.99	0.61
2:C:139:GLN:NE2	2:C:415:PRO:HD3	2.15	0.61
2:C:408:ARG:NH1	2:C:542:VAL:HG23	2.16	0.61
3:D:483:HIS:HB2	3:D:484:PRO:HD3	1.83	0.61
3:D:1082:ALA:O	3:D:1086:LEU:HD13	1.99	0.61
3:D:1115:THR:HG21	9:D:9271:HOH:O	2.01	0.61
1:K:71:VAL:HG13	9:K:2174:HOH:O	2.00	0.61
2:M:139:GLN:HA	9:M:2341:HOH:O	2.01	0.61
2:M:162:ILE:O	2:M:164:PRO:HD3	2.01	0.61
3:N:197:SER:HB2	3:N:205:TYR:CZ	2.36	0.61
3:N:906:GLN:HB3	3:N:911:LEU:HD11	1.82	0.61
3:N:917:GLN:HA	9:N:9492:HOH:O	2.00	0.61
1:A:53:VAL:HG12	1:A:167:VAL:HG21	1.82	0.61
1:B:26:GLU:HG3	1:B:184:THR:HG21	1.83	0.61
2:C:264:PRO:HB3	2:C:289:THR:CG2	2.31	0.61
2:C:305:PRO:HG3	2:C:308:ARG:HH21	1.66	0.61
2:C:838:LYS:HD2	2:C:846:LYS:NZ	2.16	0.61
3:D:9:ARG:HG3	3:D:9:ARG:O	2.00	0.61
3:D:87:ARG:HB3	3:D:523:ASP:HB2	1.83	0.61
3:D:478:LEU:HD21	3:D:500:ARG:NH2	2.13	0.61
3:D:899:LEU:HD12	3:D:900:ILE:HG23	1.83	0.61
1:L:25:LEU:HD23	1:L:28:LEU:HD11	1.83	0.61
1:L:100:LEU:HD12	1:L:115:LEU:HD11	1.83	0.61
2:M:470:PRO:HB2	2:M:534:VAL:HG21	1.81	0.61
2:M:755:LEU:HD22	2:M:825:VAL:HG11	1.83	0.61
2:M:911:GLU:O	2:M:915:LYS:HG2	2.00	0.61
3:N:87:ARG:CB	3:N:523:ASP:HB2	2.31	0.61
3:N:715:ALA:O	3:N:764:LEU:HD12	2.00	0.61
3:N:1209:LEU:HD23	3:N:1210:SER:H	1.65	0.61
3:N:1314:LYS:HD3	3:N:1314:LYS:N	2.15	0.61
3:N:1379:VAL:HG23	9:N:2585:HOH:O	2.01	0.61
4:O:48:MET:N	4:O:54:LEU:HB2	2.16	0.61
5:P:112:ALA:HA	5:P:173:TYR:HD2	1.64	0.61
2:C:29:ALA:HB2	2:C:337:GLY:HA3	1.81	0.60
2:C:367:LEU:HB3	2:C:371:LYS:HG2	1.83	0.60
2:C:862:PRO:HG3	2:C:975:TYR:HE1	1.66	0.60
2:C:1014:SER:HB3	2:C:1017:THR:O	2.01	0.60
2:C:1063:ARG:O	2:C:1066:ALA:HB3	2.01	0.60

Continued on next page...

Continued from previous page...

Atom-1	Atom-2	Interatomic distance (Å)	Clash overlap (Å)
3:D:565:ILE:H	3:D:565:ILE:HD12	1.66	0.60
3:D:704:ARG:HG3	3:D:736:PHE:HB3	1.82	0.60
3:D:715:ALA:HB3	3:D:764:LEU:HA	1.82	0.60
3:D:1262:LEU:HD23	3:D:1352:ILE:HG13	1.83	0.60
3:D:1310:ARG:NE	3:D:1327:ARG:HB3	2.16	0.60
1:L:84:GLU:OE1	3:N:844:ALA:HB1	2.01	0.60
2:M:302:VAL:HG12	9:M:1355:HOH:O	2.00	0.60
3:N:58:CYS:HA	3:N:78:VAL:HG11	1.82	0.60
3:N:119:SER:H	3:N:123:LEU:HD13	1.66	0.60
3:N:842:VAL:HG22	9:N:9303:HOH:O	2.00	0.60
3:N:1091:SER:HA	9:N:9320:HOH:O	1.99	0.60
1:A:221:HIS:HA	1:A:224:TYR:HD2	1.66	0.60
2:C:234:ALA:HA	9:C:2092:HOH:O	1.99	0.60
2:C:436:GLY:HA2	2:C:538:GLN:O	2.02	0.60
3:D:598:ARG:HD3	5:F:320:PRO:HD3	1.81	0.60
3:D:864:VAL:HG12	3:D:865:THR:H	1.66	0.60
3:D:1472:ILE:HG22	3:D:1474:ALA:H	1.65	0.60
4:E:95:GLY:HA2	9:E:185:HOH:O	2.01	0.60
2:M:1021:LEU:HD13	5:P:331:ASP:O	2.00	0.60
3:N:633:VAL:HG22	3:N:635:PRO:HD3	1.83	0.60
3:N:674:ARG:HB3	9:N:2013:HOH:O	2.01	0.60
2:C:162:ILE:O	2:C:164:PRO:HD3	2.01	0.60
2:C:536:PRO:HD2	2:C:537:LYS:HD2	1.84	0.60
3:D:19:ARG:HG3	9:D:9380:HOH:O	2.01	0.60
3:D:93:ILE:HD12	3:D:519:VAL:HG22	1.81	0.60
3:D:782:SER:HB2	9:D:9499:HOH:O	2.00	0.60
3:D:984:THR:HG23	3:D:987:GLU:H	1.66	0.60
3:D:1239:ARG:HH22	3:D:1254:GLN:H	1.47	0.60
5:F:336:GLU:HG2	9:F:433:HOH:O	2.01	0.60
1:L:123:MET:C	1:L:125:PRO:HD3	2.22	0.60
1:L:170:VAL:HG22	9:L:2130:HOH:O	2.00	0.60
2:M:250:ARG:HB3	9:M:1190:HOH:O	2.01	0.60
2:M:397:GLU:HG3	2:M:633:GLN:HE22	1.66	0.60
3:N:65:ARG:CG	3:N:66:GLN:H	2.14	0.60
3:N:783:ARG:NH1	3:N:1029:ARG:HD3	2.16	0.60
2:C:199:VAL:HG13	2:C:235:LEU:HG	1.83	0.60
2:C:676:ILE:CG2	2:C:988:VAL:HG22	2.31	0.60
3:D:156:GLU:HA	3:D:159:ARG:HH12	1.67	0.60
3:D:1007:VAL:O	3:D:1010:ASN:HB3	2.01	0.60
3:D:1175:ILE:O	3:D:1179:GLU:HG3	2.01	0.60
3:D:1377:LYS:O	3:D:1394:VAL:HA	2.02	0.60

Continued on next page...

Continued from previous page...

Atom-1	Atom-2	Interatomic distance (Å)	Clash overlap (Å)
5:F:93:LEU:HG	5:F:190:ALA:CB	2.32	0.60
2:M:8:ARG:HB2	9:M:1613:HOH:O	2.01	0.60
2:M:112:GLU:HB2	9:M:1464:HOH:O	2.01	0.60
2:M:1097:LEU:H	2:M:1097:LEU:HD22	1.66	0.60
2:M:1102:LEU:HB2	3:N:7:LYS:HG3	1.84	0.60
3:N:443:VAL:HG11	3:N:445:ARG:HH21	1.66	0.60
3:N:1464:GLU:HG2	3:N:1465:ASN:H	1.67	0.60
2:C:666:LEU:HD13	9:C:9925:HOH:O	2.02	0.60
2:C:964:LYS:HE3	9:C:9220:HOH:O	2.01	0.60
3:D:29:PRO:HG3	3:D:549:ASN:ND2	2.12	0.60
3:D:702:LEU:HB3	3:D:745:MET:CE	2.30	0.60
3:D:761:ILE:HD11	4:E:23:VAL:HG11	1.84	0.60
1:K:150:TYR:HE2	1:K:152:PRO:HG3	1.64	0.60
1:K:224:TYR:HB3	1:L:9:PRO:HB2	1.82	0.60
2:M:537:LYS:HG3	2:M:545:ASN:ND2	2.16	0.60
3:N:104:PHE:CD2	3:N:1448:THR:HG23	2.36	0.60
2:C:1043:TYR:OH	3:D:711:LEU:HD23	2.02	0.60
2:C:1115:LEU:HD12	2:C:1115:LEU:N	2.17	0.60
3:D:47:GLU:HB3	9:D:9864:HOH:O	2.02	0.60
3:D:1168:MET:HE3	3:D:1168:MET:O	2.02	0.60
2:M:283:ILE:HG13	9:M:2340:HOH:O	2.02	0.60
2:M:918:LEU:HD21	9:M:1479:HOH:O	2.00	0.60
4:O:43:GLU:HG2	4:O:44:GLU:H	1.66	0.60
4:O:72:ARG:HB3	4:O:72:ARG:HH11	1.66	0.60
2:C:876:VAL:HB	3:D:949:ILE:HG13	1.84	0.60
3:D:172:PRO:HD2	3:D:389:GLU:O	2.01	0.60
3:D:393:ILE:H	3:D:393:ILE:HD12	1.66	0.60
3:D:637:LEU:HD11	3:D:641:GLN:C	2.21	0.60
3:D:1236:LEU:HA	3:D:1359:GLN:NE2	2.16	0.60
5:F:290:GLU:HA	5:F:293:GLU:OE2	2.01	0.60
2:M:178:PRO:HA	9:M:1536:HOH:O	2.02	0.60
5:P:256:ARG:NE	5:P:260:ILE:HD12	2.17	0.60
5:P:283:GLY:HA2	9:P:745:HOH:O	2.02	0.60
2:C:115:LEU:HD12	2:C:378:LEU:HD22	1.84	0.60
2:C:224:GLU:HG3	9:C:9073:HOH:O	2.00	0.60
2:C:926:PHE:O	2:C:930:LYS:HG3	2.01	0.60
3:D:12:LEU:HD13	3:D:511:TRP:HB2	1.84	0.60
3:D:33:ASN:HB3	3:D:35:ARG:HH12	1.65	0.60
3:D:40:GLU:OE1	3:D:40:GLU:HA	2.01	0.60
3:D:459:GLU:HA	9:D:2118:HOH:O	2.01	0.60
3:D:566:ILE:HG22	5:F:214:GLN:HE22	1.67	0.60

Continued on next page...

Continued from previous page...

Atom-1	Atom-2	Interatomic distance (Å)	Clash overlap (Å)
3:D:911:LEU:O	3:D:915:VAL:HG23	2.01	0.60
5:F:148:LYS:HB3	9:F:702:HOH:O	2.02	0.60
1:K:67:THR:HG21	2:M:609:ASN:ND2	2.16	0.60
1:L:28:LEU:O	1:L:192:LEU:HD23	2.01	0.60
2:M:278:GLU:HB3	9:M:1258:HOH:O	2.01	0.60
2:M:557:ARG:NH2	2:M:879:ARG:HE	1.98	0.60
3:N:698:LYS:HA	3:N:756:GLN:HE21	1.66	0.60
3:N:1007:VAL:HG23	3:N:1008:PHE:N	2.16	0.60
3:N:1257:PRO:O	3:N:1260:ILE:HG22	2.01	0.60
3:N:1284:GLU:HB2	9:N:9466:HOH:O	2.01	0.60
5:P:416:ARG:CZ	5:P:419:ARG:HB2	2.32	0.60
1:B:103:ALA:O	1:B:138:LEU:HD23	2.02	0.60
1:B:151:VAL:HG22	1:B:155:LYS:NZ	2.17	0.60
2:C:31:GLN:HB3	2:C:71:TYR:OH	2.02	0.60
2:C:333:ILE:CD1	2:C:467:ILE:HG13	2.32	0.60
2:C:942:GLU:HA	9:C:2219:HOH:O	1.99	0.60
2:C:1085:PHE:CZ	2:C:1111:ILE:HG21	2.37	0.60
3:D:136:ASP:CB	3:D:137:PRO:HD3	2.31	0.60
3:D:1093:TYR:O	3:D:1097:LYS:HG2	2.02	0.60
3:D:1493:LYS:O	3:D:1497:GLU:HG2	2.01	0.60
5:F:116:LEU:HA	9:F:885:HOH:O	2.00	0.60
5:F:291:ILE:HG23	5:F:304:VAL:HG21	1.84	0.60
5:F:385:GLU:O	5:F:397:ILE:HD13	2.02	0.60
2:M:89:THR:HA	2:M:129:ILE:O	2.02	0.60
2:M:328:LEU:HD13	2:M:433:THR:HB	1.84	0.60
2:M:490:GLU:HG2	2:M:494:TYR:HE1	1.66	0.60
5:P:210:LEU:HA	5:P:213:ILE:HD12	1.84	0.60
2:C:343:GLN:HA	9:C:2186:HOH:O	2.01	0.60
2:C:875:GLY:O	2:C:879:ARG:HD2	2.02	0.60
2:C:890:LEU:HD12	2:C:914:ILE:HD13	1.84	0.60
2:C:897:LEU:HD23	2:C:899:GLN:NE2	2.16	0.60
3:D:890:VAL:HA	9:D:9733:HOH:O	2.02	0.60
3:D:1434:TRP:CZ3	3:D:1457:ASP:HB2	2.37	0.60
3:D:1496:GLU:HA	3:D:1499:ARG:HG3	1.84	0.60
9:D:9679:HOH:O	5:F:349:LEU:HD21	2.02	0.60
5:F:119:ILE:HB	9:F:885:HOH:O	2.01	0.60
5:F:262:VAL:HG12	5:F:266:GLU:OE2	2.01	0.60
5:F:403:LYS:HA	5:F:403:LYS:NZ	2.17	0.60
2:M:31:GLN:HG2	2:M:34:VAL:HG23	1.82	0.60
2:M:182:VAL:HG12	2:M:193:LEU:HD13	1.83	0.60
2:M:212:GLY:HA3	2:M:218:VAL:HG23	1.83	0.60

Continued on next page...

Continued from previous page...

Atom-1	Atom-2	Interatomic distance (Å)	Clash overlap (Å)
3:N:31:THR:HG23	3:N:45:PHE:CE2	2.37	0.60
3:N:49:ILE:HB	3:N:50:PHE:CD1	2.37	0.60
3:N:52:PRO:HB3	3:N:80:VAL:HG13	1.83	0.60
3:N:422:ALA:HB3	3:N:427:VAL:CG2	2.28	0.60
3:N:804:LEU:HB3	9:N:9283:HOH:O	2.02	0.60
1:A:50:GLY:HA3	1:A:173:PRO:HG3	1.83	0.59
1:A:221:HIS:HA	1:A:224:TYR:CD2	2.36	0.59
1:B:228:PRO:O	1:B:229:GLN:HG3	2.02	0.59
2:C:774:LEU:HD23	9:F:623:HOH:O	2.00	0.59
2:C:1047:HIS:HA	9:C:9436:HOH:O	2.01	0.59
3:D:380:GLU:O	3:D:382:GLU:N	2.34	0.59
3:D:524:LEU:C	3:D:526:PRO:HD3	2.22	0.59
3:D:1271:LYS:NZ	3:D:1334:GLN:HE22	2.00	0.59
3:N:119:SER:HB2	3:N:123:LEU:CD1	2.32	0.59
3:N:804:LEU:HB2	3:N:830:ALA:O	2.02	0.59
3:N:906:GLN:HB3	3:N:911:LEU:CD1	2.32	0.59
2:C:470:PRO:HB3	2:C:485:TYR:CZ	2.37	0.59
3:D:177:ALA:HB1	3:D:199:LEU:HD22	1.84	0.59
5:F:91:VAL:HG21	9:F:677:HOH:O	2.01	0.59
5:F:213:ILE:HG22	5:F:217:ASN:ND2	2.18	0.59
2:M:313:LEU:HD13	2:M:321:GLU:HB2	1.85	0.59
2:M:479:VAL:HG23	2:M:506:ASN:HA	1.84	0.59
2:M:672:VAL:CG2	2:M:868:ASP:HB2	2.30	0.59
2:M:752:GLY:H	2:M:792:VAL:HB	1.67	0.59
3:N:699:VAL:HG12	3:N:717:GLN:HA	1.83	0.59
3:N:1254:GLN:HB3	9:N:2215:HOH:O	2.02	0.59
1:B:27:PRO:O	1:B:28:LEU:HD23	2.03	0.59
2:C:29:ALA:HB2	2:C:337:GLY:HA2	1.84	0.59
5:F:303:ARG:O	5:F:307:THR:HG23	2.02	0.59
1:K:27:PRO:HB2	9:K:7997:HOH:O	2.00	0.59
1:K:127:LEU:HD12	1:K:128:HIS:N	2.17	0.59
2:M:1043:TYR:HE1	3:N:710:ARG:O	1.85	0.59
3:N:134:VAL:HG22	9:N:9888:HOH:O	2.02	0.59
3:N:963:TYR:CE2	3:N:1002:LYS:HB3	2.38	0.59
3:N:1147:ARG:O	3:N:1165:TYR:HA	2.02	0.59
3:N:1231:GLU:OE1	3:N:1232:PRO:HG3	2.02	0.59
3:N:1364:HIS:ND1	3:N:1366:LYS:HB2	2.17	0.59
1:B:206:THR:CG2	1:B:209:GLU:H	2.16	0.59
2:C:141:HIS:HB3	2:C:418:LEU:CG	2.32	0.59
2:C:212:GLY:HA3	2:C:218:VAL:HG23	1.84	0.59
2:C:499:ALA:HB1	9:C:2229:HOH:O	2.02	0.59

Continued on next page...

Continued from previous page...

Atom-1	Atom-2	Interatomic distance (Å)	Clash overlap (Å)
2:C:605:LYS:HE2	2:C:610:ARG:NH1	2.16	0.59
3:D:52:PRO:HG3	3:D:78:VAL:HG13	1.84	0.59
3:D:699:VAL:HG12	3:D:717:GLN:HG3	1.83	0.59
5:F:142:ARG:CZ	5:F:150:THR:HG21	2.32	0.59
2:M:545:ASN:O	2:M:581:THR:HG21	2.02	0.59
2:M:586:ARG:HD3	2:M:590:ASP:OD2	2.01	0.59
2:M:620:LEU:O	2:M:620:LEU:HD22	2.02	0.59
3:N:84:ILE:HG23	9:N:2157:HOH:O	2.02	0.59
5:P:385:GLU:O	5:P:397:ILE:HD13	2.03	0.59
2:C:42:VAL:HG12	2:C:43:GLY:N	2.17	0.59
3:D:13:ALA:HB1	3:D:18:ILE:HD11	1.84	0.59
3:D:690:ALA:O	3:D:694:VAL:HG23	2.02	0.59
3:D:961:LYS:HB2	9:D:2239:HOH:O	2.03	0.59
1:K:184:THR:O	1:K:192:LEU:HD12	2.02	0.59
2:M:33:ASP:OD2	2:M:34:VAL:HG22	2.03	0.59
2:M:260:LEU:HA	2:M:291:ALA:CB	2.33	0.59
2:M:516:ARG:NH1	3:N:1068:LEU:HD22	2.17	0.59
3:N:430:ASP:HB3	9:N:9423:HOH:O	2.02	0.59
1:B:73:GLU:HB3	1:B:77:GLU:HG2	1.82	0.59
1:B:102:LYS:HE2	1:B:104:GLU:OE1	2.02	0.59
3:D:28:LYS:HB2	3:D:41:ARG:HD2	1.84	0.59
3:D:486:ARG:HA	3:D:489:ARG:HG2	1.84	0.59
3:D:611:GLN:HA	3:D:615:ARG:HG2	1.85	0.59
3:D:804:LEU:HB2	3:D:830:ALA:O	2.03	0.59
3:D:1066:THR:O	3:D:1070:TYR:HB2	2.03	0.59
3:D:1231:GLU:HB3	3:D:1232:PRO:HD3	1.84	0.59
4:E:4:PRO:HG3	9:E:213:HOH:O	2.01	0.59
1:K:159:LYS:HE2	9:K:8175:HOH:O	2.02	0.59
2:M:39:ARG:HA	2:M:39:ARG:NE	2.18	0.59
2:M:207:LEU:HD13	2:M:221:LEU:HD13	1.84	0.59
2:M:439:CYS:SG	2:M:540:PHE:HB3	2.43	0.59
2:M:629:TYR:HB2	9:M:1559:HOH:O	2.02	0.59
2:M:1055:LEU:HD21	9:M:1399:HOH:O	2.01	0.59
3:N:161:LEU:HG	9:N:9501:HOH:O	2.01	0.59
3:N:697:GLY:HA3	9:O:4442:HOH:O	2.02	0.59
1:A:18:ARG:O	1:A:207:PRO:HD3	2.03	0.59
1:B:26:GLU:HG2	1:B:27:PRO:CA	2.32	0.59
2:C:708:TYR:N	2:C:708:TYR:CD1	2.69	0.59
3:D:128:TYR:CE1	3:D:461:ILE:HG13	2.37	0.59
3:D:584:ASN:ND2	3:D:590:PRO:HD2	2.18	0.59
3:D:1209:LEU:HD23	3:D:1211:MET:H	1.66	0.59

Continued on next page...

Continued from previous page...

Atom-1	Atom-2	Interatomic distance (Å)	Clash overlap (Å)
3:D:1243:THR:OG1	3:D:1253:THR:HB	2.02	0.59
5:F:119:ILE:HG12	9:F:695:HOH:O	2.02	0.59
2:M:266:ARG:HB2	9:M:1259:HOH:O	2.02	0.59
2:M:437:ARG:HG2	2:M:467:ILE:O	2.02	0.59
2:M:1032:PHE:CD2	2:M:1052:MET:HG2	2.37	0.59
2:M:1055:LEU:HD22	2:M:1066:ALA:HB2	1.84	0.59
3:N:141:ILE:HD13	3:N:450:TYR:HB2	1.83	0.59
5:P:214:GLN:HA	5:P:217:ASN:HD22	1.67	0.59
5:P:231:ARG:HD3	9:P:790:HOH:O	2.03	0.59
2:C:583:LEU:O	2:C:587:VAL:HG23	2.02	0.59
2:C:1066:ALA:O	2:C:1070:ILE:HG13	2.03	0.59
2:C:1096:ALA:O	3:D:13:ALA:HB2	2.02	0.59
3:D:3:LYS:HE2	9:D:9617:HOH:O	2.03	0.59
3:D:976:GLN:HG3	9:D:9724:HOH:O	2.02	0.59
3:D:1344:VAL:HG11	3:D:1421:LEU:HD13	1.84	0.59
3:D:1408:ILE:HG12	9:D:9584:HOH:O	2.03	0.59
1:K:150:TYR:CE2	1:K:152:PRO:HG3	2.37	0.59
2:M:157:ARG:HB3	9:M:1879:HOH:O	2.00	0.59
3:N:404:GLU:HB3	3:N:414:ARG:HD2	1.85	0.59
3:N:535:PHE:O	5:P:315:VAL:N	2.31	0.59
3:N:1007:VAL:HG23	3:N:1008:PHE:HD2	1.68	0.59
3:N:1372:VAL:HA	3:N:1375:MET:HE3	1.85	0.59
2:C:283:ILE:HD12	9:C:9725:HOH:O	2.02	0.59
2:C:630:ARG:HE	2:C:705:ILE:HB	1.67	0.59
3:D:89:ARG:O	3:D:521:PRO:HG3	2.03	0.59
3:D:424:GLY:HA2	3:D:435:VAL:O	2.03	0.59
3:D:805:GLU:OE1	3:D:809:PRO:HD2	2.02	0.59
3:D:902:LEU:HG	9:D:9927:HOH:O	2.03	0.59
3:D:1209:LEU:HD22	3:D:1211:MET:SD	2.43	0.59
5:F:395:GLU:O	5:F:399:GLN:HB2	2.02	0.59
1:L:65:PHE:HD1	3:N:813:LEU:HD22	1.66	0.59
2:M:139:GLN:HB3	2:M:334:ARG:HD3	1.84	0.59
2:M:197:LEU:HA	2:M:200:LEU:HD12	1.84	0.59
2:M:431:HIS:CD2	2:M:433:THR:H	2.20	0.59
2:M:1111:ILE:HG12	2:M:1112:PHE:H	1.67	0.59
3:N:877:PRO:O	3:N:880:ILE:HG22	2.03	0.59
3:N:1372:VAL:HA	3:N:1375:MET:CE	2.32	0.59
3:N:1489:GLN:HB2	9:N:2560:HOH:O	2.02	0.59
5:P:164:LYS:HA	5:P:171:LYS:NZ	2.18	0.59
1:A:58:ILE:HB	1:A:61:VAL:HB	1.85	0.59
1:A:206:THR:CG2	1:A:209:GLU:H	2.16	0.59

Continued on next page...

Continued from previous page...

Atom-1	Atom-2	Interatomic distance (Å)	Clash overlap (Å)
2:C:334:ARG:HB3	9:C:9652:HOH:O	2.03	0.59
2:C:397:GLU:H	2:C:633:GLN:NE2	2.00	0.59
2:C:443:THR:HG21	2:C:450:GLY:H	1.68	0.59
2:C:1055:LEU:HD23	9:C:9412:HOH:O	2.02	0.59
3:D:1076:GLY:O	3:D:1079:LYS:HG3	2.02	0.59
3:D:1087:ARG:O	3:D:1091:SER:HB3	2.03	0.59
1:K:112:ARG:HB3	1:K:112:ARG:HH11	1.68	0.59
1:L:26:GLU:HG3	1:L:194:LYS:NZ	2.18	0.59
2:M:191:PHE:CZ	2:M:196:LEU:HB2	2.38	0.59
3:N:6:ARG:NH1	3:N:6:ARG:HB3	2.18	0.59
3:N:31:THR:HG23	3:N:45:PHE:HE2	1.68	0.59
3:N:1066:THR:HG22	3:N:1069:GLU:HG3	1.84	0.59
3:N:1209:LEU:HD21	4:O:16:LYS:HZ1	1.68	0.59
5:P:154:LYS:O	5:P:158:GLU:HG3	2.03	0.59
1:B:80:LEU:HA	1:B:83:LYS:HD2	1.85	0.58
2:C:100:LEU:HD12	2:C:101:ILE:O	2.02	0.58
2:C:264:PRO:HD2	9:C:9395:HOH:O	2.03	0.58
2:C:265:ARG:HB3	2:C:267:TYR:CD2	2.38	0.58
2:C:498:GLN:O	2:C:501:THR:HG23	2.02	0.58
2:C:557:ARG:HG3	2:C:560:MET:SD	2.43	0.58
2:C:765:SER:HB3	9:C:2071:HOH:O	2.03	0.58
3:D:209:ARG:HD2	3:D:210:ARG:HD3	1.84	0.58
3:D:1164:ARG:HH21	3:D:1170:ASP:CG	2.06	0.58
3:D:1326:THR:HA	9:D:2721:HOH:O	2.02	0.58
9:D:2043:HOH:O	5:F:317:LEU:HD11	2.03	0.58
5:F:142:ARG:HG3	9:F:730:HOH:O	2.01	0.58
5:F:310:ILE:HB	9:F:522:HOH:O	2.01	0.58
1:L:52:ALA:HB1	9:L:2130:HOH:O	2.02	0.58
2:M:1002:GLU:HA	2:M:1006:HIS:HE1	1.68	0.58
3:N:149:LYS:HE3	9:N:9593:HOH:O	2.03	0.58
3:N:181:ASP:OD2	3:N:199:LEU:HB2	2.03	0.58
3:N:552:ASN:HA	3:N:555:LYS:HD2	1.83	0.58
3:D:542:ASP:O	3:D:546:ARG:HG2	2.03	0.58
3:D:630:VAL:HA	3:D:744:GLN:HG2	1.84	0.58
3:D:1007:VAL:HG23	3:D:1008:PHE:N	2.18	0.58
3:D:1155:VAL:HG12	3:D:1156:LEU:N	2.18	0.58
2:M:371:LYS:HA	9:M:1378:HOH:O	2.02	0.58
2:M:401:LEU:HD13	2:M:546:LEU:HD11	1.85	0.58
2:M:408:ARG:HD2	9:M:1641:HOH:O	2.03	0.58
2:M:603:VAL:HG21	2:M:643:VAL:HG11	1.85	0.58
2:M:1105:LYS:HE2	9:M:1654:HOH:O	2.03	0.58

Continued on next page...

Continued from previous page...

Atom-1	Atom-2	Interatomic distance (Å)	Clash overlap (Å)
3:N:584:ASN:HB2	3:N:602:SER:HB3	1.85	0.58
3:N:986:ARG:HG3	3:N:990:ASP:OD2	2.03	0.58
4:O:47:LYS:HA	4:O:54:LEU:HB3	1.84	0.58
4:O:85:LEU:HD23	4:O:86:GLN:N	2.18	0.58
5:P:198:ILE:HG23	5:P:244:ARG:HE	1.68	0.58
1:A:31:GLY:HA2	2:C:939:ARG:HH22	1.69	0.58
1:B:112:ARG:HB3	1:B:112:ARG:NH1	2.17	0.58
3:D:190:GLU:HB3	9:D:2258:HOH:O	2.02	0.58
3:D:519:VAL:HG13	3:D:544:TYR:CE1	2.38	0.58
3:D:1147:ARG:O	3:D:1165:TYR:HA	2.03	0.58
2:M:113:VAL:CG1	2:M:115:LEU:HD21	2.33	0.58
2:M:1015:LEU:HD12	5:P:334:PRO:O	2.03	0.58
3:N:694:VAL:HG13	9:N:9950:HOH:O	2.03	0.58
1:A:209:GLU:O	1:A:213:GLN:HG3	2.03	0.58
2:C:25:SER:HB2	2:C:335:THR:HB	1.84	0.58
2:C:89:THR:HA	2:C:129:ILE:O	2.03	0.58
2:C:881:ASN:HD22	2:C:881:ASN:N	1.97	0.58
2:C:1091:GLU:HG2	3:D:606:ILE:CG2	2.33	0.58
2:C:1097:LEU:HD21	3:D:103:TRP:CZ3	2.38	0.58
2:C:1111:ILE:CD1	2:C:1112:PHE:H	2.16	0.58
3:D:65:ARG:H	3:D:68:PHE:HE1	1.51	0.58
3:D:494:LYS:HD2	9:D:9194:HOH:O	2.04	0.58
3:D:907:GLU:O	3:D:911:LEU:HD13	2.04	0.58
3:D:1107:VAL:HG12	3:D:1217:ILE:HA	1.86	0.58
5:F:108:GLU:HG3	5:F:176:ILE:HG21	1.85	0.58
5:F:147:LEU:HD13	9:F:536:HOH:O	2.03	0.58
5:F:240:THR:HG23	9:F:597:HOH:O	2.02	0.58
1:K:20:TYR:HD2	1:K:21:GLY:H	1.52	0.58
1:K:93:SER:HB3	9:K:1521:HOH:O	2.03	0.58
1:L:205:VAL:HB	9:L:5364:HOH:O	2.03	0.58
2:M:8:ARG:HD2	2:M:10:ARG:NH2	2.12	0.58
2:M:100:LEU:HD11	9:M:1650:HOH:O	2.03	0.58
3:N:65:ARG:HG3	3:N:66:GLN:H	1.68	0.58
3:N:399:ARG:HB2	3:N:444:VAL:HG13	1.85	0.58
3:N:950:GLY:O	3:N:953:ASP:N	2.31	0.58
3:N:1379:VAL:HG11	3:N:1395:LEU:HD23	1.85	0.58
3:D:12:LEU:HD23	3:D:13:ALA:H	1.68	0.58
3:D:404:GLU:HB3	3:D:414:ARG:HD2	1.85	0.58
3:D:838:ARG:HB3	9:D:2307:HOH:O	2.03	0.58
3:D:1005:GLN:HA	9:D:9273:HOH:O	2.03	0.58
3:D:1101:VAL:CG2	3:D:1424:VAL:HG22	2.30	0.58

Continued on next page...

Continued from previous page...

Atom-1	Atom-2	Interatomic distance (Å)	Clash overlap (Å)
3:D:1186:VAL:HG22	9:D:9795:HOH:O	2.03	0.58
2:M:252:LYS:NZ	2:M:296:GLY:HA3	2.19	0.58
2:M:264:PRO:HD2	9:M:1885:HOH:O	2.03	0.58
2:M:984:GLU:HA	9:M:2093:HOH:O	2.03	0.58
2:M:1069:ALA:HA	9:M:1298:HOH:O	2.04	0.58
3:N:136:ASP:CB	3:N:137:PRO:HD3	2.33	0.58
3:N:748:HIS:HB3	9:N:9408:HOH:O	2.03	0.58
3:N:1046:GLN:HG2	3:N:1052:THR:HB	1.86	0.58
4:O:87:LYS:HA	9:O:4494:HOH:O	2.04	0.58
1:A:62:LEU:HD12	1:A:62:LEU:H	1.69	0.58
1:A:102:LYS:HE2	1:A:139:ASN:HB2	1.83	0.58
1:A:143:ARG:HG3	1:A:144:VAL:N	2.18	0.58
2:C:148:PHE:HZ	2:C:281:LEU:HD13	1.69	0.58
2:C:1067:TYR:O	2:C:1071:ILE:HG12	2.04	0.58
3:D:116:LEU:O	3:D:118:LEU:HG	2.03	0.58
3:D:163:TYR:HB3	9:D:2181:HOH:O	2.03	0.58
4:E:33:HIS:CD2	4:E:89:MET:HG2	2.39	0.58
4:E:48:MET:HB2	4:E:54:LEU:HB2	1.85	0.58
5:F:77:THR:HA	5:F:210:LEU:HD21	1.84	0.58
2:M:52:PHE:CG	2:M:68:PHE:HB2	2.39	0.58
2:M:263:ASP:HB2	2:M:264:PRO:HD3	1.86	0.58
2:M:532:MET:HG3	2:M:533:ASP:N	2.17	0.58
3:N:116:LEU:HD23	3:N:468:LEU:HD11	1.86	0.58
3:N:404:GLU:HB3	3:N:414:ARG:CD	2.34	0.58
3:N:804:LEU:HD23	3:N:804:LEU:H	1.67	0.58
3:N:972:LEU:O	3:N:976:GLN:HG3	2.03	0.58
3:N:1364:HIS:CE1	3:N:1366:LYS:HB2	2.39	0.58
1:B:138:LEU:HB2	1:B:140:MET:HE1	1.85	0.58
2:C:19:THR:O	2:C:23:VAL:HG23	2.03	0.58
2:C:263:ASP:HB2	2:C:264:PRO:HD3	1.85	0.58
2:C:380:ALA:O	2:C:384:GLU:HB2	2.03	0.58
2:C:599:GLU:HB3	9:C:9476:HOH:O	2.03	0.58
2:C:625:LEU:HB3	2:C:639:GLN:HB2	1.85	0.58
2:C:682:TYR:HB3	2:C:689:VAL:HG22	1.85	0.58
3:D:408:GLU:HA	9:D:9418:HOH:O	2.04	0.58
3:D:510:GLU:H	3:D:510:GLU:CD	2.07	0.58
3:D:1237:THR:HG21	9:D:2660:HOH:O	2.03	0.58
5:F:321:ILE:HG22	5:F:322:GLY:H	1.67	0.58
2:M:160:ALA:O	2:M:173:ASP:HA	2.04	0.58
2:M:420:ARG:H	2:M:420:ARG:NH1	2.02	0.58
2:M:473:ARG:HG2	2:M:473:ARG:HH11	1.67	0.58

Continued on next page...

Continued from previous page...

Atom-1	Atom-2	Interatomic distance (Å)	Clash overlap (Å)
2:M:625:LEU:HD22	2:M:639:GLN:HB2	1.85	0.58
2:M:1043:TYR:HA	9:N:9718:HOH:O	2.03	0.58
3:N:555:LYS:HE2	9:N:2144:HOH:O	2.04	0.58
3:N:1280:VAL:HG23	3:N:1295:GLU:O	2.02	0.58
1:A:58:ILE:HG22	9:A:516:HOH:O	2.03	0.58
1:B:45:LEU:HD21	1:B:177:VAL:HG22	1.85	0.58
1:B:58:ILE:HB	1:B:61:VAL:HB	1.85	0.58
2:C:158:TYR:CE1	2:C:313:LEU:HG	2.38	0.58
2:C:431:HIS:H	2:C:434:HIS:CE1	2.21	0.58
2:C:976:ASP:CB	2:C:979:THR:HG22	2.34	0.58
2:C:984:GLU:HG2	3:D:944:THR:HG22	1.85	0.58
3:D:478:LEU:HD22	3:D:1388:ARG:NH2	2.19	0.58
3:D:1263:PHE:CZ	3:D:1352:ILE:HD13	2.39	0.58
1:K:13:VAL:HG12	1:K:15:THR:HG22	1.86	0.58
1:K:95:GLN:HA	9:K:4334:HOH:O	2.04	0.58
2:M:722:ILE:HG21	2:M:821:GLU:OE2	2.03	0.58
3:N:393:ILE:HD12	3:N:393:ILE:H	1.69	0.58
3:N:1166:LEU:HD13	9:N:2153:HOH:O	2.04	0.58
5:P:321:ILE:HD11	5:P:329:TYR:HB2	1.84	0.58
1:A:226:SER:O	1:A:228:PRO:HD3	2.04	0.58
2:C:148:PHE:HB3	9:C:9294:HOH:O	2.03	0.58
2:C:208:ALA:O	2:C:218:VAL:HG21	2.04	0.58
2:C:724:ARG:NE	2:C:737:LEU:O	2.37	0.58
2:C:1005:MET:CE	3:D:648:MET:HB2	2.33	0.58
3:D:18:ILE:HG21	3:D:516:ALA:O	2.04	0.58
3:D:235:ALA:HB3	9:D:2067:HOH:O	2.03	0.58
3:D:623:VAL:HG11	9:D:9215:HOH:O	2.01	0.58
3:D:988:ARG:O	3:D:992:ILE:HG13	2.04	0.58
3:D:1420:LEU:HD12	3:D:1421:LEU:N	2.18	0.58
3:D:1499:ARG:HG2	9:D:9726:HOH:O	2.02	0.58
9:D:9689:HOH:O	5:F:315:VAL:HB	2.04	0.58
5:F:132:ARG:O	5:F:136:LEU:HG	2.03	0.58
5:F:361:LEU:HD22	5:F:366:ALA:HB2	1.85	0.58
1:K:227:ASN:H	1:K:227:ASN:ND2	2.02	0.58
1:L:166:PRO:HB3	9:L:3186:HOH:O	2.03	0.58
2:M:367:LEU:O	2:M:372:LEU:HD13	2.03	0.58
2:M:669:GLY:C	2:M:670:GLN:HG3	2.23	0.58
3:N:601:ARG:CZ	3:N:606:ILE:HD13	2.33	0.58
3:N:729:HIS:HE1	3:N:731:LEU:HG	1.69	0.58
2:C:365:ASP:O	2:C:367:LEU:HD12	2.04	0.58
2:C:884:GLN:HG3	2:C:885:ILE:HD13	1.85	0.58

Continued on next page...

Continued from previous page...

Atom-1	Atom-2	Interatomic distance (Å)	Clash overlap (Å)
3:D:41:ARG:HD3	3:D:42:ASP:H	1.68	0.58
3:D:924:MET:HG2	9:D:2460:HOH:O	2.03	0.58
3:D:1159:ARG:HB3	3:D:1159:ARG:CZ	2.34	0.58
3:D:1450:ALA:HA	9:D:2279:HOH:O	2.04	0.58
4:E:54:LEU:HA	4:E:58:PRO:HG2	1.86	0.58
5:F:93:LEU:HD23	9:F:839:HOH:O	2.04	0.58
5:F:414:ARG:HG2	5:F:414:ARG:HH11	1.68	0.58
2:M:203:ASP:OD1	2:M:206:THR:HG22	2.04	0.58
3:N:557:LEU:HD11	9:P:667:HOH:O	2.03	0.58
3:N:659:LYS:O	3:N:663:GLU:HG3	2.04	0.58
5:P:267:THR:O	5:P:271:LEU:HG	2.04	0.58
5:P:297:PRO:HB2	9:P:446:HOH:O	2.04	0.58
5:P:350:LEU:HD23	5:P:351:SER:N	2.19	0.58
1:A:117:VAL:HB	1:A:120:VAL:HG12	1.84	0.57
1:A:178:ALA:CB	2:C:864:GLY:H	2.17	0.57
2:C:197:LEU:HB3	2:C:202:TYR:HB2	1.85	0.57
2:C:328:LEU:HB2	2:C:488:ALA:HB2	1.85	0.57
2:C:420:ARG:H	2:C:420:ARG:CD	2.17	0.57
2:C:798:GLY:H	2:C:827:VAL:CG1	2.17	0.57
2:C:962:GLN:HB2	9:C:9244:HOH:O	2.02	0.57
2:C:1020:PRO:O	3:D:622:ARG:HD2	2.04	0.57
3:D:82:LYS:HB3	9:D:2110:HOH:O	2.03	0.57
3:D:478:LEU:HD12	9:D:2336:HOH:O	2.03	0.57
3:D:809:PRO:O	3:D:812:ALA:HB3	2.04	0.57
5:F:80:PRO:HA	5:F:83:GLN:HB2	1.85	0.57
1:K:182:GLU:O	1:K:194:LYS:HB3	2.04	0.57
2:M:409:ARG:HH12	2:M:444:PRO:HG3	1.69	0.57
3:N:136:ASP:HB3	9:N:9523:HOH:O	2.03	0.57
3:N:591:VAL:HG11	3:N:597:ASP:HA	1.86	0.57
3:N:1209:LEU:HD23	3:N:1211:MET:H	1.69	0.57
3:N:1439:SER:HB2	3:N:1440:PHE:CD2	2.39	0.57
4:O:40:LEU:HD13	9:O:1900:HOH:O	2.04	0.57
5:P:187:LEU:HD22	5:P:191:ASN:HD21	1.69	0.57
1:A:211:LEU:O	1:A:215:VAL:HG13	2.04	0.57
2:C:110:GLU:HG2	2:C:369:PRO:CB	2.27	0.57
2:C:139:GLN:HE22	2:C:415:PRO:HD3	1.69	0.57
2:C:614:ARG:HG3	9:C:9897:HOH:O	2.04	0.57
3:D:1394:VAL:HG11	9:D:2234:HOH:O	2.04	0.57
3:D:1437:ALA:HA	3:D:1440:PHE:CE1	2.39	0.57
2:M:144:PRO:HA	2:M:163:ILE:HG13	1.86	0.57
2:M:242:LEU:HD21	9:M:2345:HOH:O	2.03	0.57

Continued on next page...

Continued from previous page...

Atom-1	Atom-2	Interatomic distance (Å)	Clash overlap (Å)
3:N:817:GLU:O	3:N:821:VAL:HG23	2.03	0.57
3:N:1320:GLU:HG3	9:N:9614:HOH:O	2.04	0.57
3:N:1369:GLU:O	3:N:1372:VAL:HG12	2.03	0.57
4:O:45:ARG:HB3	9:O:1900:HOH:O	2.04	0.57
1:A:90:LEU:HD12	1:A:119:ASP:O	2.04	0.57
2:C:260:LEU:HA	2:C:291:ALA:HB2	1.86	0.57
2:C:319:GLY:HA2	9:C:9429:HOH:O	2.05	0.57
3:D:154:THR:OG1	3:D:156:GLU:HG2	2.04	0.57
3:D:644:LEU:HD12	3:D:645:PRO:HD2	1.87	0.57
3:D:958:GLU:HB3	9:D:2309:HOH:O	2.04	0.57
3:D:1164:ARG:HH11	3:D:1164:ARG:HG3	1.70	0.57
3:D:1173:LEU:HD23	3:D:1174:LEU:HD23	1.86	0.57
3:D:1296:SER:HA	9:D:2689:HOH:O	2.03	0.57
2:M:5:ARG:HB3	2:M:902:ILE:HB	1.84	0.57
3:N:583:ASP:HB2	3:N:604:THR:OG1	2.05	0.57
3:N:710:ARG:HH22	3:N:1210:SER:HB2	1.69	0.57
3:N:1109:GLU:HG2	3:N:1202:GLN:H	1.70	0.57
1:B:81:ASN:O	1:B:84:GLU:HB3	2.05	0.57
2:C:313:LEU:HB2	2:C:321:GLU:HG3	1.87	0.57
2:C:432:ARG:NH1	3:D:1048:PRO:HD2	2.17	0.57
3:D:59:ALA:HB3	9:D:9193:HOH:O	2.03	0.57
3:D:141:ILE:HG13	9:D:2754:HOH:O	2.03	0.57
8:D:9001:TGT:H113	9:D:9576:HOH:O	2.03	0.57
5:F:358:LEU:HD13	5:F:370:LYS:HG3	1.84	0.57
2:M:134:ARG:HH21	2:M:393:GLN:HA	1.70	0.57
2:M:801:VAL:HG23	9:M:1206:HOH:O	2.04	0.57
2:M:910:LYS:HB2	2:M:913:GLU:OE1	2.03	0.57
3:N:545:ARG:HD2	9:P:707:HOH:O	2.02	0.57
3:N:989:TYR:CZ	3:N:993:LEU:HD11	2.40	0.57
3:N:1341:PRO:HA	3:N:1344:VAL:HG23	1.86	0.57
3:N:1412:LYS:HG2	3:N:1414:PRO:HG3	1.85	0.57
2:C:271:GLU:HG2	9:C:9077:HOH:O	2.04	0.57
2:C:773:LEU:HG	2:C:777:ILE:HD11	1.87	0.57
3:D:1105:ILE:HD11	3:D:1374:GLN:HE22	1.69	0.57
4:E:52:GLU:HB3	4:E:55:PHE:CZ	2.40	0.57
5:F:278:LEU:CB	5:F:286:PRO:HG2	2.33	0.57
5:F:290:GLU:HG3	9:F:512:HOH:O	2.03	0.57
2:M:115:LEU:HD13	2:M:373:VAL:HG11	1.87	0.57
2:M:152:PRO:HB3	9:M:2122:HOH:O	2.03	0.57
2:M:194:VAL:HG21	2:M:221:LEU:O	2.04	0.57
2:M:840:ALA:HB1	9:M:1232:HOH:O	2.03	0.57

Continued on next page...

Continued from previous page...

Atom-1	Atom-2	Interatomic distance (Å)	Clash overlap (Å)
3:N:404:GLU:HB3	3:N:414:ARG:NE	2.19	0.57
3:N:1051:GLU:HG3	3:N:1051:GLU:O	2.03	0.57
3:N:1194:CYS:HB3	3:N:1373:ARG:NH2	2.19	0.57
5:P:278:LEU:HB3	5:P:286:PRO:HG2	1.87	0.57
1:A:14:ARG:CZ	1:A:22:GLU:HB3	2.34	0.57
2:C:352:ALA:HA	2:C:355:VAL:HG12	1.85	0.57
2:C:654:LEU:HD11	2:C:663:ASN:HD22	1.69	0.57
2:C:958:THR:HG23	2:C:961:GLU:HB2	1.86	0.57
3:D:153:LEU:HD12	3:D:154:THR:H	1.70	0.57
3:D:434:ARG:HB2	3:D:447:VAL:HG13	1.85	0.57
3:D:756:GLN:O	3:D:760:ARG:HG2	2.04	0.57
3:D:1003:VAL:O	3:D:1006:ALA:HB3	2.05	0.57
3:D:1123:PHE:HE2	3:D:1184:GLN:HE21	1.51	0.57
5:F:365:GLU:OE1	5:F:400:ILE:HD12	2.05	0.57
1:K:161:ARG:HB2	1:K:161:ARG:CZ	2.35	0.57
1:L:178:ALA:HB1	1:L:198:ARG:HH21	1.70	0.57
2:M:305:PRO:HA	2:M:308:ARG:NE	2.20	0.57
2:M:333:ILE:HD12	2:M:333:ILE:N	2.20	0.57
2:M:605:LYS:HD3	2:M:610:ARG:CZ	2.34	0.57
3:N:54:LYS:HB3	9:N:9567:HOH:O	2.04	0.57
3:N:473:LEU:HB2	9:N:2375:HOH:O	2.04	0.57
3:N:571:LYS:NZ	3:N:571:LYS:HB2	2.18	0.57
3:N:643:GLY:HA3	3:N:727:GLN:HB2	1.86	0.57
3:N:1220:ALA:HB1	3:N:1223:ILE:HD13	1.87	0.57
4:O:14:ASP:OD1	4:O:18:ARG:HD2	2.04	0.57
5:P:129:GLU:HB3	5:P:142:ARG:NH2	2.19	0.57
1:B:46:SER:HB2	9:B:642:HOH:O	2.05	0.57
1:B:140:MET:HG3	9:B:510:HOH:O	2.03	0.57
1:B:186:LEU:O	1:B:186:LEU:HD23	2.04	0.57
2:C:464:LEU:O	2:C:466:PHE:N	2.38	0.57
2:C:585:GLU:HG2	2:C:586:ARG:H	1.70	0.57
3:D:185:VAL:HG12	3:D:191:LEU:HD21	1.86	0.57
3:D:1025:GLN:HB3	9:D:2121:HOH:O	2.04	0.57
3:D:1393:GLN:HG3	3:D:1398:TRP:HZ2	1.70	0.57
5:F:256:ARG:HD2	9:F:793:HOH:O	2.02	0.57
5:F:299:TRP:CE3	5:F:303:ARG:HD3	2.39	0.57
1:K:226:SER:O	1:K:228:PRO:HD3	2.05	0.57
2:M:22:GLN:HE22	2:M:336:VAL:HG21	1.70	0.57
2:M:1067:TYR:O	2:M:1071:ILE:HG12	2.04	0.57
3:N:172:PRO:HD2	3:N:389:GLU:O	2.04	0.57
3:N:250:LEU:HA	9:N:9526:HOH:O	2.04	0.57

Continued on next page...

Continued from previous page...

Atom-1	Atom-2	Interatomic distance (Å)	Clash overlap (Å)
3:N:658:LEU:HD21	3:N:674:ARG:NH1	2.20	0.57
3:N:754:PHE:HZ	4:O:21:VAL:HG13	1.69	0.57
3:N:820:GLU:HG3	3:N:836:VAL:CG1	2.34	0.57
1:A:41:ARG:O	1:A:45:LEU:HD12	2.05	0.57
1:B:132:LEU:HG	1:B:136:GLY:HA3	1.86	0.57
2:C:194:VAL:HA	2:C:197:LEU:HD12	1.85	0.57
2:C:304:LEU:HD23	2:C:305:PRO:HD3	1.85	0.57
2:C:380:ALA:HA	2:C:383:ARG:HD3	1.87	0.57
2:C:455:LEU:HD23	2:C:455:LEU:H	1.69	0.57
2:C:531:PHE:HB3	9:C:9955:HOH:O	2.05	0.57
2:C:625:LEU:HD11	2:C:641:PRO:HG3	1.85	0.57
2:C:1081:VAL:CG2	2:C:1111:ILE:HG22	2.34	0.57
3:D:502:PHE:CE2	3:D:1452:ILE:HG13	2.39	0.57
3:D:1109:GLU:CD	3:D:1202:GLN:H	2.07	0.57
2:M:139:GLN:HE21	2:M:334:ARG:HH11	1.51	0.57
2:M:841:ASN:C	2:M:841:ASN:HD22	2.08	0.57
2:M:952:LEU:CD1	2:M:969:GLN:HE22	2.10	0.57
3:N:471:GLU:O	3:N:475:LYS:HD3	2.05	0.57
3:N:487:ALA:HA	9:N:9529:HOH:O	2.03	0.57
3:N:771:SER:HB2	3:N:778:LEU:HD13	1.85	0.57
3:N:1391:GLU:HG2	9:N:9461:HOH:O	2.05	0.57
5:P:280:GLN:HB2	9:P:763:HOH:O	2.05	0.57
1:A:123:MET:C	1:A:125:PRO:HD3	2.24	0.57
2:C:516:ARG:CZ	3:D:1068:LEU:HB3	2.35	0.57
2:C:724:ARG:HG3	2:C:741:GLY:N	2.10	0.57
3:D:400:VAL:HG12	3:D:401:TYR:HD1	1.70	0.57
3:D:1068:LEU:HD23	3:D:1071:PHE:HB3	1.86	0.57
4:E:26:ARG:O	4:E:29:GLN:HG2	2.04	0.57
2:M:841:ASN:HB2	9:M:1160:HOH:O	2.05	0.57
2:M:892:LEU:HD21	2:M:967:PHE:CZ	2.40	0.57
3:N:199:LEU:HD21	9:N:9291:HOH:O	2.02	0.57
3:N:543:LEU:O	3:N:546:ARG:HB2	2.04	0.57
5:P:291:ILE:O	5:P:295:MET:HB2	2.05	0.57
5:P:302:LYS:HG2	9:P:484:HOH:O	2.03	0.57
5:P:403:LYS:HA	5:P:403:LYS:HZ2	1.70	0.57
2:C:515:ALA:C	2:C:516:ARG:HG2	2.26	0.57
2:C:551:GLU:HG3	2:C:552:HIS:CD2	2.40	0.57
3:D:32:ILE:HG23	9:D:9129:HOH:O	2.04	0.57
3:D:194:GLY:N	3:D:206:ARG:HA	2.18	0.57
3:D:510:GLU:O	3:D:513:ILE:HD12	2.04	0.57
3:D:1467:ILE:HA	9:D:9872:HOH:O	2.04	0.57

Continued on next page...

Continued from previous page...

Atom-1	Atom-2	Interatomic distance (Å)	Clash overlap (Å)
4:E:18:ARG:HD2	9:E:128:HOH:O	2.05	0.57
2:M:18:LEU:HD23	2:M:404:LEU:HD11	1.85	0.57
2:M:535:SER:HB2	2:M:537:LYS:NZ	2.19	0.57
2:M:759:THR:HB	2:M:785:VAL:CG2	2.34	0.57
3:N:1289:LYS:HG2	9:N:2244:HOH:O	2.04	0.57
5:P:230:LYS:HE3	9:P:688:HOH:O	2.04	0.57
1:A:219:ARG:HH22	1:B:223:THR:HG22	1.69	0.56
1:B:50:GLY:O	1:B:146:ARG:HA	2.05	0.56
1:B:218:LEU:O	1:B:222:LEU:HG	2.04	0.56
2:C:575:GLN:NE2	2:C:671:ASN:HD22	2.02	0.56
2:C:773:LEU:HD22	5:F:373:LYS:HB2	1.87	0.56
2:C:837:ASP:O	2:C:849:VAL:HG23	2.04	0.56
2:C:1071:ILE:O	3:D:659:LYS:HG2	2.04	0.56
2:C:1085:PHE:HE2	3:D:1468:LEU:HG	1.69	0.56
3:D:1441:GLN:NE2	3:D:1442:ASN:HB2	2.21	0.56
2:M:137:VAL:HG23	2:M:391:LEU:HG	1.87	0.56
2:M:139:GLN:HG2	2:M:418:LEU:HD22	1.86	0.56
2:M:208:ALA:O	2:M:218:VAL:HG21	2.04	0.56
2:M:983:ILE:HG21	2:M:987:ILE:HD11	1.86	0.56
3:N:119:SER:HB2	3:N:123:LEU:HB2	1.86	0.56
3:N:463:GLN:O	3:N:467:GLU:HG3	2.05	0.56
3:N:527:MET:HE3	3:N:537:THR:HB	1.87	0.56
3:N:562:ALA:HB1	3:N:567:ILE:HD11	1.85	0.56
3:N:678:GLU:HG3	3:N:679:ARG:HG3	1.86	0.56
3:N:712:GLY:C	3:N:713:ILE:HD12	2.26	0.56
3:N:783:ARG:HD2	3:N:1029:ARG:CG	2.34	0.56
3:N:1291:SER:HB3	9:N:9681:HOH:O	2.05	0.56
3:N:1472:ILE:HG22	3:N:1474:ALA:H	1.70	0.56
5:P:321:ILE:HG22	5:P:322:GLY:N	2.19	0.56
5:P:408:LEU:O	5:P:412:GLU:HG2	2.04	0.56
1:A:184:THR:HG23	1:A:192:LEU:HD12	1.86	0.56
2:C:218:VAL:HG22	2:C:221:LEU:HD23	1.88	0.56
2:C:758:ARG:HB3	2:C:788:THR:O	2.05	0.56
2:C:1031:ARG:HG3	2:C:1031:ARG:HH11	1.70	0.56
3:D:130:SER:HA	9:D:9652:HOH:O	2.03	0.56
3:D:168:THR:OG1	3:D:393:ILE:HB	2.05	0.56
3:D:513:ILE:HG23	9:D:9275:HOH:O	2.05	0.56
3:D:611:GLN:HB2	9:D:9133:HOH:O	2.05	0.56
3:D:699:VAL:HG22	3:D:756:GLN:NE2	2.19	0.56
5:F:234:LYS:HG3	9:F:495:HOH:O	2.05	0.56
5:F:363:GLU:O	5:F:367:MET:HG2	2.05	0.56

Continued on next page...

Continued from previous page...

Atom-1	Atom-2	Interatomic distance (Å)	Clash overlap (Å)
1:L:100:LEU:O	1:L:115:LEU:HG	2.05	0.56
1:L:151:VAL:HG21	9:L:7686:HOH:O	2.05	0.56
1:L:170:VAL:HG11	3:N:848:GLU:CD	2.25	0.56
2:M:70:GLU:HA	9:M:1400:HOH:O	2.04	0.56
2:M:310:LEU:HD21	9:M:1874:HOH:O	2.05	0.56
2:M:791:ARG:HB3	2:M:791:ARG:HH11	1.70	0.56
2:M:848:VAL:HB	3:N:740:PHE:O	2.06	0.56
2:M:906:PHE:CD1	3:N:1067:VAL:HG22	2.40	0.56
2:M:926:PHE:O	2:M:930:LYS:HG3	2.05	0.56
3:N:119:SER:CB	3:N:123:LEU:HB2	2.35	0.56
3:N:177:ALA:HB1	3:N:199:LEU:HD22	1.86	0.56
1:A:30:ARG:HH12	2:C:938:LYS:HZ2	1.51	0.56
1:A:110:LYS:HD2	9:A:525:HOH:O	2.04	0.56
2:C:12:VAL:HG13	2:C:13:ILE:HG12	1.87	0.56
2:C:91:GLN:HA	2:C:119:PRO:HA	1.88	0.56
2:C:145:GLY:HA3	9:C:9614:HOH:O	2.05	0.56
2:C:151:ASP:HB2	2:C:157:ARG:O	2.05	0.56
2:C:264:PRO:HB3	2:C:289:THR:CB	2.35	0.56
2:C:443:THR:CG2	2:C:450:GLY:H	2.17	0.56
2:C:554:ASP:OD2	2:C:556:ASN:HB3	2.04	0.56
2:C:799:ILE:HB	9:C:9536:HOH:O	2.03	0.56
2:C:1115:LEU:HD23	3:D:85:VAL:CA	2.35	0.56
9:C:9607:HOH:O	3:D:943:THR:HG21	2.06	0.56
3:D:42:ASP:O	3:D:46:ASP:HB2	2.05	0.56
3:D:565:ILE:HD11	5:F:189:GLU:CD	2.26	0.56
3:D:961:LYS:HG2	3:D:962:GLN:N	2.18	0.56
3:D:1394:VAL:HG23	9:D:9862:HOH:O	2.03	0.56
3:D:1412:LYS:HG2	3:D:1414:PRO:HG3	1.86	0.56
4:E:20:THR:HB	9:E:115:HOH:O	2.05	0.56
1:K:96:THR:HG22	1:K:145:ASP:OD2	2.06	0.56
1:K:104:GLU:HG3	9:K:6398:HOH:O	2.04	0.56
1:L:186:LEU:O	1:L:186:LEU:HD23	2.05	0.56
2:M:52:PHE:HZ	2:M:98:LEU:HG	1.71	0.56
2:M:174:LEU:HB2	2:M:310:LEU:HD22	1.87	0.56
2:M:218:VAL:HA	2:M:221:LEU:HD23	1.87	0.56
2:M:276:LYS:O	2:M:280:LYS:HB2	2.05	0.56
2:M:305:PRO:CG	2:M:308:ARG:HH21	2.19	0.56
2:M:621:VAL:HG21	9:M:1969:HOH:O	2.05	0.56
2:M:1018:GLN:HE21	2:M:1063:ARG:HH22	1.52	0.56
3:N:380:GLU:O	3:N:382:GLU:N	2.37	0.56
3:N:922:LEU:HB3	3:N:926:LYS:HD3	1.86	0.56

Continued on next page...

Continued from previous page...

Atom-1	Atom-2	Interatomic distance (Å)	Clash overlap (Å)
3:N:999:THR:O	3:N:1002:LYS:HB2	2.06	0.56
3:N:1310:ARG:HG3	3:N:1327:ARG:HB3	1.88	0.56
1:A:222:LEU:HD11	1:B:218:LEU:HD23	1.86	0.56
1:B:212:ASN:O	1:B:215:VAL:HG22	2.05	0.56
2:C:34:VAL:CG1	2:C:38:LYS:HG3	2.35	0.56
2:C:69:LEU:HB3	9:C:9545:HOH:O	2.06	0.56
2:C:865:THR:HB	9:C:9509:HOH:O	2.04	0.56
2:C:1103:ASP:O	3:D:7:LYS:HE2	2.06	0.56
3:D:172:PRO:HB2	3:D:389:GLU:OE1	2.06	0.56
3:D:427:VAL:CG2	3:D:435:VAL:HB	2.35	0.56
5:F:152:ASP:HB2	5:F:153:PRO:HD3	1.86	0.56
1:K:212:ASN:O	1:K:215:VAL:HG22	2.05	0.56
2:M:5:ARG:CB	2:M:902:ILE:HB	2.35	0.56
3:N:774:SER:C	3:N:776:GLU:H	2.09	0.56
3:N:808:THR:HB	3:N:809:PRO:HD3	1.87	0.56
1:A:52:ALA:HA	9:A:329:HOH:O	2.05	0.56
3:D:374:GLU:HA	9:D:9592:HOH:O	2.06	0.56
3:D:493:ARG:HG2	9:D:9725:HOH:O	2.06	0.56
3:D:1273:VAL:O	3:D:1325:LEU:HB2	2.05	0.56
4:E:13:VAL:HG11	4:E:19:LEU:HB2	1.87	0.56
1:K:28:LEU:HA	9:K:3198:HOH:O	2.05	0.56
1:L:5:LYS:O	1:L:8:ALA:HB2	2.06	0.56
1:L:27:PRO:HB3	1:L:192:LEU:HD22	1.86	0.56
2:M:76:PRO:HB3	9:M:1386:HOH:O	2.05	0.56
2:M:94:LEU:HG	9:M:2309:HOH:O	2.06	0.56
2:M:395:LYS:HE2	2:M:403:SER:OG	2.06	0.56
2:M:460:ARG:HD3	9:M:1387:HOH:O	2.06	0.56
2:M:503:LEU:HD12	2:M:505:GLY:H	1.68	0.56
2:M:627:ARG:HA	9:M:1127:HOH:O	2.06	0.56
3:N:592:THR:N	3:N:600:LEU:HD21	2.20	0.56
3:N:1136:LYS:O	3:N:1140:ILE:HG13	2.04	0.56
3:N:1192:LEU:HD22	3:N:1345:GLU:CD	2.26	0.56
2:C:607:ASP:HB3	2:C:609:ASN:H	1.70	0.56
2:C:710:ILE:HB	2:C:790:LEU:HD22	1.88	0.56
2:C:788:THR:HG21	9:C:9498:HOH:O	2.06	0.56
3:D:57:GLU:HG3	3:D:64:LYS:HE3	1.86	0.56
3:D:550:ARG:HA	9:D:9553:HOH:O	2.05	0.56
3:D:1099:VAL:HG13	3:D:1223:ILE:HG23	1.86	0.56
2:M:134:ARG:NH2	2:M:393:GLN:HA	2.21	0.56
2:M:261:ILE:HG12	9:M:1716:HOH:O	2.05	0.56
2:M:728:HIS:O	2:M:729:LEU:HG	2.06	0.56

Continued on next page...

Continued from previous page...

Atom-1	Atom-2	Interatomic distance (Å)	Clash overlap (Å)
2:M:1000:MET:HB2	9:M:1539:HOH:O	2.05	0.56
2:M:1068:GLU:OE1	5:P:345:ALA:HA	2.06	0.56
3:N:368:VAL:HA	9:N:9601:HOH:O	2.05	0.56
3:N:907:GLU:HG2	3:N:908:LYS:H	1.70	0.56
3:N:1114:THR:HG23	3:N:1116:ASN:ND2	2.21	0.56
3:N:1258:ARG:NE	3:N:1262:LEU:HD11	2.20	0.56
5:P:187:LEU:CD2	5:P:191:ASN:HD21	2.18	0.56
2:C:480:THR:HA	9:C:9101:HOH:O	2.04	0.56
2:C:1004:LYS:HE3	9:C:9959:HOH:O	2.05	0.56
2:C:1102:LEU:HB3	9:C:9127:HOH:O	2.04	0.56
3:D:122:GLU:O	3:D:126:VAL:HG23	2.06	0.56
3:D:704:ARG:CG	3:D:736:PHE:HB3	2.35	0.56
3:D:770:LEU:HB2	3:D:1210:SER:O	2.05	0.56
9:D:9365:HOH:O	5:F:75:ILE:HD13	2.03	0.56
4:E:67:GLU:HB2	4:E:73:LEU:HD11	1.88	0.56
5:F:278:LEU:O	5:F:282:LEU:HG	2.05	0.56
2:M:41:ASN:O	2:M:46:ALA:HB2	2.06	0.56
2:M:290:LEU:HD22	2:M:302:VAL:HG11	1.86	0.56
2:M:464:LEU:O	2:M:466:PHE:N	2.37	0.56
2:M:1085:PHE:CE2	3:N:1468:LEU:HG	2.41	0.56
3:N:52:PRO:HB2	3:N:80:VAL:HG13	1.87	0.56
3:N:530:VAL:HG23	3:N:534:ARG:O	2.06	0.56
3:N:681:ARG:HH11	3:N:681:ARG:CB	2.18	0.56
3:N:1223:ILE:H	3:N:1223:ILE:HD12	1.71	0.56
3:N:1462:LEU:HD22	3:N:1472:ILE:HG23	1.87	0.56
5:P:264:MET:O	5:P:267:THR:HB	2.06	0.56
2:C:157:ARG:HA	2:C:157:ARG:HE	1.70	0.56
2:C:287:GLY:HA3	9:C:9623:HOH:O	2.04	0.56
2:C:462:ASP:CG	2:C:463:GLU:H	2.09	0.56
2:C:630:ARG:NH2	2:C:707:ARG:HB2	2.21	0.56
3:D:3:LYS:HB2	9:D:2111:HOH:O	2.05	0.56
3:D:161:LEU:O	3:D:449:SER:HB2	2.05	0.56
3:D:1117:TYR:HE2	3:D:1151:ARG:HH21	1.53	0.56
4:E:54:LEU:HD23	4:E:54:LEU:O	2.06	0.56
2:M:113:VAL:HG12	2:M:115:LEU:HD21	1.88	0.56
2:M:618:GLY:HA2	9:M:1261:HOH:O	2.05	0.56
2:M:722:ILE:HG22	9:M:2019:HOH:O	2.05	0.56
2:M:802:ARG:HB2	9:M:1206:HOH:O	2.05	0.56
2:M:966:LEU:HD21	2:M:986:PRO:HG3	1.88	0.56
2:M:1109:VAL:HG11	3:N:5:VAL:HG22	1.88	0.56
3:N:99:ALA:HA	3:N:575:GLN:HE22	1.70	0.56

Continued on next page...

Continued from previous page...

Atom-1	Atom-2	Interatomic distance (Å)	Clash overlap (Å)
3:N:149:LYS:HA	9:N:9205:HOH:O	2.05	0.56
3:N:581:LEU:HD12	3:N:603:LEU:HD11	1.88	0.56
3:N:695:ILE:HG21	3:N:720:LEU:HD11	1.87	0.56
3:N:1399:ASP:O	3:N:1403:LEU:HB2	2.06	0.56
2:C:126:SER:HB3	2:C:395:LYS:HZ2	1.70	0.56
2:C:479:VAL:HG23	2:C:506:ASN:HA	1.87	0.56
2:C:941:VAL:HA	2:C:944:LEU:HD12	1.87	0.56
3:D:656:PHE:HB3	3:D:694:VAL:HG11	1.88	0.56
3:D:774:SER:C	3:D:776:GLU:H	2.08	0.56
3:D:838:ARG:HG2	3:D:865:THR:HG23	1.87	0.56
3:D:1033:GLN:HE21	3:D:1036:ARG:HH12	1.54	0.56
3:D:1087:ARG:HG3	3:D:1234:THR:HA	1.88	0.56
3:D:1136:LYS:HA	9:D:9746:HOH:O	2.04	0.56
4:E:51:LEU:HD12	4:E:52:GLU:H	1.70	0.56
5:F:207:LEU:HB3	5:F:212:LEU:HG	1.88	0.56
2:M:144:PRO:HG3	2:M:165:LEU:HB2	1.88	0.56
2:M:564:MET:HE1	9:M:1838:HOH:O	2.06	0.56
2:M:794:PRO:HB2	2:M:1027:PHE:CE2	2.40	0.56
3:N:1003:VAL:O	3:N:1006:ALA:HB3	2.06	0.56
1:A:198:ARG:C	1:A:199:ILE:HD12	2.26	0.56
1:B:12:THR:OG1	1:B:24:VAL:HB	2.05	0.56
1:B:128:HIS:HB3	9:B:620:HOH:O	2.05	0.56
2:C:711:GLU:HG2	2:C:822:VAL:HG12	1.87	0.56
3:D:78:VAL:HG23	9:D:2426:HOH:O	2.05	0.56
3:D:181:ASP:O	3:D:185:VAL:HG23	2.05	0.56
3:D:183:GLU:O	3:D:186:VAL:HG12	2.06	0.56
3:D:394:LEU:HD22	3:D:396:VAL:HB	1.87	0.56
3:D:480:GLU:O	3:D:484:PRO:HD2	2.05	0.56
3:D:544:TYR:O	3:D:548:ILE:HG12	2.06	0.56
3:D:787:LEU:HD21	3:D:947:ILE:CD1	2.36	0.56
3:D:1140:ILE:HG21	3:D:1175:ILE:HD11	1.88	0.56
5:F:151:LEU:HB3	9:F:473:HOH:O	2.05	0.56
1:K:161:ARG:HB2	1:K:161:ARG:NH1	2.21	0.56
2:M:510:ALA:HB3	2:M:513:VAL:CG2	2.36	0.56
2:M:575:GLN:HB2	9:M:1945:HOH:O	2.06	0.56
2:M:701:THR:HA	2:M:831:ARG:O	2.04	0.56
2:M:1014:SER:HB3	2:M:1017:THR:O	2.05	0.56
3:N:52:PRO:HG2	3:N:79:GLU:O	2.06	0.56
3:N:438:ASP:HB2	9:P:527:HOH:O	2.06	0.56
3:N:553:ARG:HD3	9:P:667:HOH:O	2.05	0.56
3:N:969:ARG:O	3:N:972:LEU:HB3	2.06	0.56

Continued on next page...

Continued from previous page...

Atom-1	Atom-2	Interatomic distance (Å)	Clash overlap (Å)
3:N:1129:THR:HG23	3:N:1130:ARG:H	1.70	0.56
5:P:323:ASP:HB3	5:P:325:LYS:HZ3	1.71	0.56
2:C:83:CYS:HA	2:C:88:LEU:HB2	1.87	0.55
2:C:666:LEU:HD21	2:C:668:LEU:HD11	1.87	0.55
3:D:956:ILE:HG12	3:D:1039:CYS:O	2.06	0.55
3:D:1104:GLU:HA	3:D:1461:GLY:HA2	1.87	0.55
3:D:1330:ILE:HD12	3:D:1347:TYR:CE1	2.41	0.55
3:D:1361:VAL:HG23	9:D:9265:HOH:O	2.06	0.55
1:K:57:TYR:CE2	1:K:59:GLU:HA	2.41	0.55
1:L:58:ILE:HG22	9:L:1893:HOH:O	2.06	0.55
2:M:551:GLU:HG3	2:M:552:HIS:HD2	1.72	0.55
2:M:1063:ARG:O	2:M:1066:ALA:HB3	2.06	0.55
3:N:95:LEU:CD2	3:N:574:LEU:HD11	2.35	0.55
3:N:205:TYR:HA	9:N:2314:HOH:O	2.05	0.55
3:N:574:LEU:O	3:N:578:VAL:HG23	2.06	0.55
1:A:198:ARG:HD3	1:A:200:TRP:HH2	1.72	0.55
2:C:541:SER:HB2	9:C:9304:HOH:O	2.06	0.55
2:C:717:LEU:HD12	9:C:2230:HOH:O	2.06	0.55
2:C:846:LYS:HD2	9:D:2312:HOH:O	2.05	0.55
2:C:1094:ALA:HB1	3:D:603:LEU:HD13	1.87	0.55
3:D:152:LEU:HD23	3:D:152:LEU:H	1.71	0.55
3:D:572:ARG:NH1	5:F:80:PRO:HD3	2.21	0.55
3:D:637:LEU:HD12	3:D:641:GLN:OE1	2.05	0.55
3:D:1087:ARG:NE	3:D:1238:MET:HB2	2.21	0.55
3:D:1280:VAL:O	3:D:1294:VAL:HA	2.06	0.55
1:K:143:ARG:HG2	1:K:143:ARG:NH1	2.19	0.55
2:M:1014:SER:OG	5:P:331:ASP:HA	2.06	0.55
3:N:637:LEU:HD21	3:N:643:GLY:N	2.20	0.55
3:N:866:VAL:HG11	9:N:9225:HOH:O	2.05	0.55
3:N:1141:GLU:HB3	3:N:1168:MET:HE1	1.89	0.55
3:N:1277:ILE:CD1	3:N:1301:LYS:HB2	2.37	0.55
5:P:268:ILE:HA	5:P:271:LEU:HD12	1.86	0.55
1:A:14:ARG:HB3	9:A:383:HOH:O	2.05	0.55
1:B:30:ARG:HA	9:B:332:HOH:O	2.05	0.55
1:B:57:TYR:HB3	1:B:141:GLU:CG	2.34	0.55
1:B:73:GLU:HB3	1:B:77:GLU:HG3	1.86	0.55
2:C:129:ILE:CG1	2:C:386:PHE:HB3	2.36	0.55
2:C:203:ASP:OD1	2:C:205:GLU:HG3	2.06	0.55
2:C:292:ARG:HB2	2:C:299:LYS:HE2	1.89	0.55
2:C:431:HIS:CD2	2:C:433:THR:H	2.24	0.55
2:C:433:THR:O	2:C:437:ARG:HD2	2.07	0.55

Continued on next page...

Continued from previous page...

Atom-1	Atom-2	Interatomic distance (Å)	Clash overlap (Å)
2:C:549:PHE:CE2	2:C:886:LEU:HB3	2.41	0.55
2:C:755:LEU:HD21	2:C:792:VAL:HG22	1.88	0.55
3:D:162:ARG:HH21	3:D:434:ARG:NH2	2.04	0.55
3:D:402:PRO:HG2	3:D:444:VAL:HG11	1.88	0.55
3:D:1129:THR:HA	9:D:9951:HOH:O	2.06	0.55
4:E:4:PRO:HA	9:E:103:HOH:O	2.05	0.55
5:F:264:MET:O	5:F:267:THR:HB	2.06	0.55
2:M:404:LEU:HA	2:M:407:LYS:HD2	1.87	0.55
2:M:607:ASP:HB3	2:M:609:ASN:H	1.71	0.55
2:M:674:VAL:HB	2:M:869:VAL:HG12	1.88	0.55
2:M:773:LEU:HG	2:M:777:ILE:HD11	1.88	0.55
3:N:550:ARG:NH1	3:N:577:ALA:HB2	2.22	0.55
3:N:903:ASP:HA	9:N:9455:HOH:O	2.06	0.55
3:N:1331:ASP:OD1	3:N:1333:HIS:HB2	2.06	0.55
3:N:1434:TRP:NE1	3:N:1435:LEU:HD12	2.21	0.55
5:P:82:ARG:HG2	5:P:86:HIS:NE2	2.21	0.55
1:B:2:LEU:HD12	1:B:3:ASP:N	2.21	0.55
1:B:24:VAL:HG13	1:B:196:THR:HG22	1.87	0.55
2:C:101:ILE:HG22	2:C:102:HIS:H	1.71	0.55
2:C:1000:MET:O	2:C:1003:ASP:HB3	2.06	0.55
3:D:790:TYR:CE1	3:D:794:GLN:HG3	2.41	0.55
3:D:1112:CYS:HB2	9:D:9138:HOH:O	2.06	0.55
5:F:156:VAL:HB	9:F:795:HOH:O	2.06	0.55
2:M:816:LYS:HB2	2:M:819:VAL:HG21	1.88	0.55
2:M:1060:ILE:HG22	2:M:1061:GLU:N	2.22	0.55
3:N:159:ARG:HB2	3:N:159:ARG:HH11	1.71	0.55
3:N:536:ALA:HA	5:P:315:VAL:O	2.05	0.55
3:N:1432:LYS:HA	9:N:9471:HOH:O	2.05	0.55
3:N:1464:GLU:HG3	9:N:9821:HOH:O	2.06	0.55
5:P:272:SER:HB2	9:P:681:HOH:O	2.06	0.55
2:C:676:ILE:HG22	2:C:988:VAL:HG22	1.89	0.55
2:C:979:THR:HG23	2:C:981:GLU:N	2.10	0.55
3:D:104:PHE:CD2	3:D:1448:THR:HG23	2.42	0.55
5:F:191:ASN:HA	9:F:669:HOH:O	2.07	0.55
1:L:50:GLY:O	1:L:146:ARG:HA	2.07	0.55
2:M:61:LYS:HE2	9:M:2301:HOH:O	2.07	0.55
2:M:313:LEU:HA	9:M:1315:HOH:O	2.06	0.55
2:M:332:ARG:HE	2:M:464:LEU:HG	1.70	0.55
2:M:370:ALA:HA	9:M:1705:HOH:O	2.07	0.55
2:M:1033:GLY:O	2:M:1037:VAL:HG23	2.06	0.55
3:N:183:GLU:O	3:N:186:VAL:HG12	2.06	0.55

Continued on next page...

Continued from previous page...

Atom-1	Atom-2	Interatomic distance (Å)	Clash overlap (Å)
3:N:1220:ALA:HB1	3:N:1223:ILE:CD1	2.36	0.55
3:N:1493:LYS:HD2	9:N:2138:HOH:O	2.07	0.55
4:O:33:HIS:HB2	4:O:37:ASN:ND2	2.22	0.55
1:A:2:LEU:HB3	9:A:364:HOH:O	2.06	0.55
1:A:20:TYR:CD2	1:A:21:GLY:N	2.75	0.55
2:C:281:LEU:CD1	2:C:306:THR:HA	2.35	0.55
2:C:585:GLU:HG2	9:C:9499:HOH:O	2.06	0.55
2:C:897:LEU:HD11	2:C:920:GLN:HG2	1.87	0.55
2:C:1008:ARG:HH21	2:C:1028:GLY:HA2	1.72	0.55
3:D:523:ASP:N	9:D:2209:HOH:O	2.39	0.55
3:D:866:VAL:O	3:D:873:LEU:HD12	2.06	0.55
3:D:966:GLU:O	3:D:969:ARG:HG2	2.06	0.55
3:D:1047:LYS:HA	3:D:1053:PHE:CE1	2.41	0.55
4:E:13:VAL:HA	9:E:162:HOH:O	2.06	0.55
5:F:74:LYS:HA	9:F:802:HOH:O	2.07	0.55
5:F:335:ASP:OD1	5:F:338:LEU:HB2	2.07	0.55
2:M:136:ILE:HB	2:M:336:VAL:HG22	1.88	0.55
2:M:165:LEU:HD13	2:M:166:PRO:C	2.27	0.55
2:M:203:ASP:CG	2:M:206:THR:HG22	2.27	0.55
2:M:478:VAL:HG13	2:M:506:ASN:HB3	1.87	0.55
2:M:1032:PHE:CE2	2:M:1052:MET:HG2	2.42	0.55
2:M:1044:GLY:HA3	4:O:17:TYR:CE1	2.41	0.55
3:N:137:PRO:HD2	3:N:453:ASP:CB	2.36	0.55
3:N:466:LYS:HB2	9:N:9553:HOH:O	2.07	0.55
3:N:502:PHE:CE1	3:N:509:PRO:HB3	2.42	0.55
3:N:637:LEU:HD12	3:N:641:GLN:OE1	2.06	0.55
3:N:736:PHE:HA	9:N:9145:HOH:O	2.06	0.55
3:N:789:LEU:HD22	3:N:882:PHE:CE1	2.42	0.55
3:N:791:TYR:HB2	9:N:9984:HOH:O	2.07	0.55
3:N:828:LYS:N	3:N:828:LYS:HD3	2.22	0.55
3:N:928:ALA:HA	3:N:931:LEU:HD12	1.88	0.55
3:N:937:TYR:HD2	3:N:941:PHE:HE1	1.54	0.55
3:N:1114:THR:CG2	3:N:1195:GLN:HB3	2.37	0.55
1:A:193:ASP:HB2	9:A:371:HOH:O	2.07	0.55
2:C:508:ILE:HG21	9:C:2036:HOH:O	2.07	0.55
2:C:776:SER:HA	2:C:780:GLU:HB3	1.89	0.55
9:C:9650:HOH:O	4:E:31:LEU:HD21	2.07	0.55
3:D:33:ASN:HD22	3:D:33:ASN:C	2.09	0.55
3:D:444:VAL:HG21	9:D:2119:HOH:O	2.06	0.55
3:D:500:ARG:HG3	9:D:9482:HOH:O	2.07	0.55
3:D:551:ASN:O	3:D:555:LYS:HG3	2.06	0.55

Continued on next page...

Continued from previous page...

Atom-1	Atom-2	Interatomic distance (Å)	Clash overlap (Å)
3:D:929:ARG:HH11	3:D:929:ARG:HG3	1.72	0.55
3:D:969:ARG:O	3:D:972:LEU:HB3	2.07	0.55
3:D:1243:THR:HB	3:D:1253:THR:HG22	1.87	0.55
5:F:222:ARG:O	5:F:225:GLU:HG2	2.07	0.55
5:F:247:ILE:O	5:F:251:ILE:HG13	2.07	0.55
5:F:292:ALA:HB1	5:F:299:TRP:O	2.06	0.55
5:F:400:ILE:HG23	9:F:704:HOH:O	2.07	0.55
1:K:88:ARG:NH1	1:K:90:LEU:HG	2.22	0.55
2:M:169:GLY:HA2	2:M:263:ASP:CB	2.30	0.55
2:M:479:VAL:CG2	2:M:503:LEU:HD11	2.35	0.55
2:M:750:LYS:HD2	9:M:2092:HOH:O	2.06	0.55
2:M:1000:MET:HB3	2:M:1002:GLU:HG3	1.88	0.55
2:M:1087:VAL:HG12	2:M:1091:GLU:OE1	2.06	0.55
3:N:654:LYS:HD3	3:N:674:ARG:HH22	1.72	0.55
3:N:679:ARG:NH1	3:N:681:ARG:HD2	2.22	0.55
3:N:1346:ARG:HB3	9:N:9264:HOH:O	2.06	0.55
5:P:137:GLY:HA2	9:P:594:HOH:O	2.06	0.55
5:P:271:LEU:HD11	5:P:307:THR:HB	1.88	0.55
1:A:146:ARG:HD3	9:A:550:HOH:O	2.06	0.55
2:C:59:LYS:HA	9:C:9698:HOH:O	2.07	0.55
3:D:126:VAL:HG12	3:D:132:TYR:HB2	1.88	0.55
3:D:579:ASP:HB2	9:D:9640:HOH:O	2.06	0.55
3:D:654:LYS:HB3	3:D:655:PRO:HD3	1.87	0.55
4:E:47:LYS:HA	4:E:54:LEU:HB3	1.88	0.55
1:K:152:PRO:HD2	1:K:155:LYS:HG3	1.88	0.55
1:L:80:LEU:HB3	3:N:867:ARG:HH22	1.71	0.55
2:M:31:GLN:HB2	9:M:1251:HOH:O	2.07	0.55
2:M:101:ILE:HG22	2:M:102:HIS:H	1.71	0.55
2:M:269:LEU:HD11	9:M:1235:HOH:O	2.07	0.55
2:M:383:ARG:NH1	2:M:383:ARG:HB2	2.22	0.55
3:N:631:ILE:HG23	3:N:743:ASP:O	2.06	0.55
3:N:925:GLU:OE1	4:O:6:ILE:HG22	2.07	0.55
3:N:1262:LEU:HD21	3:N:1351:GLU:HG3	1.88	0.55
5:P:104:ARG:HD3	9:P:457:HOH:O	2.06	0.55
1:A:79:ILE:HD11	9:C:9944:HOH:O	2.06	0.55
2:C:110:GLU:HG3	9:C:2308:HOH:O	2.07	0.55
2:C:150:PRO:CA	2:C:158:TYR:HB3	2.32	0.55
2:C:160:ALA:O	2:C:173:ASP:HA	2.07	0.55
2:C:276:LYS:O	2:C:280:LYS:HB2	2.07	0.55
2:C:359:MET:HB2	9:C:9403:HOH:O	2.06	0.55
3:D:404:GLU:HB3	3:D:414:ARG:CD	2.37	0.55

Continued on next page...

Continued from previous page...

Atom-1	Atom-2	Interatomic distance (Å)	Clash overlap (Å)
3:D:508:ARG:HG2	3:D:509:PRO:HD2	1.89	0.55
3:D:710:ARG:HD3	9:D:9920:HOH:O	2.06	0.55
3:D:1059:SER:HB3	9:D:2673:HOH:O	2.06	0.55
3:D:1141:GLU:HG2	3:D:1168:MET:CE	2.36	0.55
5:F:273:ARG:HD3	9:F:632:HOH:O	2.07	0.55
5:F:376:ILE:HG22	5:F:377:ASP:OD1	2.06	0.55
1:K:50:GLY:O	1:K:146:ARG:HA	2.07	0.55
1:K:65:PHE:CE1	2:M:799:ILE:HD11	2.42	0.55
2:M:707:ARG:NE	2:M:824:ARG:HG2	2.22	0.55
3:N:149:LYS:HG2	9:N:2323:HOH:O	2.06	0.55
4:O:26:ARG:O	4:O:29:GLN:HG3	2.07	0.55
5:P:214:GLN:HA	5:P:217:ASN:ND2	2.22	0.55
1:B:61:VAL:HG11	1:B:75:VAL:HG21	1.89	0.55
2:C:194:VAL:HG21	2:C:221:LEU:O	2.07	0.55
2:C:360:LEU:HB2	9:C:2222:HOH:O	2.07	0.55
2:C:798:GLY:H	2:C:827:VAL:HG11	1.72	0.55
2:C:1039:ALA:HA	3:D:710:ARG:HA	1.87	0.55
3:D:80:VAL:HG12	3:D:81:THR:O	2.06	0.55
3:D:190:GLU:HG3	3:D:210:ARG:NE	2.22	0.55
3:D:823:LEU:HD11	9:D:9442:HOH:O	2.06	0.55
3:D:854:ALA:HB3	9:D:9585:HOH:O	2.06	0.55
3:D:1109:GLU:HG2	3:D:1202:GLN:H	1.70	0.55
3:D:1116:ASN:HB3	9:D:9838:HOH:O	2.07	0.55
3:D:1137:ARG:O	3:D:1141:GLU:HG3	2.06	0.55
2:M:675:ALA:HB2	2:M:867:VAL:HG11	1.87	0.55
2:M:1014:SER:OG	2:M:1017:THR:HG23	2.06	0.55
9:M:1280:HOH:O	5:P:345:ALA:HB1	2.07	0.55
3:N:12:LEU:HD23	3:N:13:ALA:H	1.72	0.55
3:N:112:ILE:O	3:N:116:LEU:HB2	2.07	0.55
3:N:194:GLY:N	3:N:206:ARG:HA	2.17	0.55
3:N:464:LEU:HD11	9:N:9487:HOH:O	2.05	0.55
3:N:809:PRO:O	3:N:812:ALA:HB3	2.07	0.55
3:N:1118:ILE:HG21	3:N:1346:ARG:NH2	2.22	0.55
3:N:1246:VAL:HG23	9:N:2017:HOH:O	2.07	0.55
3:N:1280:VAL:O	3:N:1294:VAL:HA	2.07	0.55
3:N:1402:ALA:HA	9:N:2024:HOH:O	2.07	0.55
2:C:41:ASN:ND2	2:C:41:ASN:H	2.05	0.54
2:C:237:ARG:HB3	9:C:2092:HOH:O	2.07	0.54
2:C:254:VAL:HG13	2:C:258:TYR:CE1	2.39	0.54
2:C:476:GLY:HA3	9:C:2018:HOH:O	2.06	0.54
3:D:684:LYS:HB3	3:D:686:GLU:HG3	1.88	0.54

Continued on next page...

Continued from previous page...

Atom-1	Atom-2	Interatomic distance (Å)	Clash overlap (Å)
4:E:26:ARG:HG2	4:E:67:GLU:OE1	2.07	0.54
5:F:134:LYS:HA	5:F:134:LYS:HE3	1.89	0.54
5:F:408:LEU:HD13	5:F:411:HIS:HE1	1.71	0.54
2:M:115:LEU:HB3	9:M:1563:HOH:O	2.07	0.54
2:M:260:LEU:HA	2:M:291:ALA:HB2	1.88	0.54
2:M:516:ARG:HD2	3:N:1068:LEU:HD22	1.88	0.54
2:M:580:MET:HB3	2:M:584:GLU:OE1	2.06	0.54
2:M:683:ASN:HA	2:M:687:ALA:HB3	1.88	0.54
3:N:191:LEU:HD11	9:N:9688:HOH:O	2.07	0.54
3:N:584:ASN:HD21	3:N:590:PRO:HB2	1.73	0.54
3:N:1004:THR:O	3:N:1007:VAL:HG22	2.08	0.54
3:N:1237:THR:HG23	9:N:2626:HOH:O	2.07	0.54
3:N:1336:LEU:HD11	3:N:1341:PRO:HG3	1.89	0.54
1:A:66:SER:O	1:A:75:VAL:HG23	2.07	0.54
1:B:102:LYS:HG3	1:B:139:ASN:HB2	1.89	0.54
1:B:185:ARG:HG3	1:B:190:THR:HG23	1.89	0.54
2:C:208:ALA:HA	2:C:218:VAL:HG22	1.89	0.54
2:C:801:VAL:HG12	9:C:9536:HOH:O	2.07	0.54
2:C:1005:MET:HE3	3:D:648:MET:HB2	1.88	0.54
3:D:207:PHE:CB	3:D:208:PRO:HD2	2.34	0.54
3:D:588:GLY:HA3	9:D:9281:HOH:O	2.06	0.54
3:D:1087:ARG:HA	3:D:1090:ASP:HB2	1.89	0.54
3:D:1419:PRO:HG3	9:D:9624:HOH:O	2.06	0.54
3:D:1493:LYS:HD2	9:D:9991:HOH:O	2.06	0.54
5:F:254:GLN:HA	9:F:652:HOH:O	2.06	0.54
5:F:344:ALA:HA	9:F:569:HOH:O	2.07	0.54
2:M:129:ILE:HA	9:M:1586:HOH:O	2.06	0.54
2:M:225:SER:HB2	9:M:1229:HOH:O	2.05	0.54
2:M:535:SER:O	2:M:538:GLN:HG2	2.07	0.54
3:N:486:ARG:HA	3:N:489:ARG:HD3	1.88	0.54
3:N:1145:TYR:CE2	3:N:1168:MET:HB2	2.42	0.54
5:P:269:ASN:O	5:P:273:ARG:HG3	2.07	0.54
5:P:403:LYS:HZ1	5:P:406:ARG:HD2	1.72	0.54
1:A:117:VAL:HG22	9:A:335:HOH:O	2.06	0.54
1:A:191:ASP:O	1:A:192:LEU:HD23	2.08	0.54
2:C:536:PRO:HB3	2:C:906:PHE:HD1	1.72	0.54
3:D:1205:TYR:CD2	3:D:1215:VAL:HG21	2.43	0.54
9:D:2160:HOH:O	4:E:61:GLU:HG3	2.07	0.54
5:F:361:LEU:HD21	5:F:404:ALA:HB1	1.89	0.54
1:K:133:GLU:OE2	2:M:605:LYS:HB3	2.07	0.54
1:L:123:MET:HG2	9:L:2070:HOH:O	2.06	0.54

Continued on next page...

Continued from previous page...

Atom-1	Atom-2	Interatomic distance (Å)	Clash overlap (Å)
2:M:135:VAL:HG21	9:M:1664:HOH:O	2.07	0.54
2:M:197:LEU:HB3	2:M:202:TYR:HB2	1.89	0.54
2:M:817:PRO:HB2	5:P:309:LYS:HZ1	1.73	0.54
3:N:540:LEU:HD12	3:N:543:LEU:HD11	1.89	0.54
3:N:683:ILE:HG23	3:N:687:VAL:HG21	1.89	0.54
3:N:1240:THR:O	3:N:1257:PRO:HB3	2.08	0.54
1:B:8:ALA:HB3	9:B:351:HOH:O	2.06	0.54
2:C:472:ARG:HD2	2:C:480:THR:O	2.07	0.54
3:D:133:ILE:HG22	3:D:455:ARG:N	2.22	0.54
3:D:817:GLU:O	3:D:821:VAL:HG23	2.07	0.54
3:D:1236:LEU:HD12	3:D:1256:LEU:HD12	1.89	0.54
5:F:185:GLN:HA	9:F:445:HOH:O	2.06	0.54
5:F:249:ARG:HH21	5:F:262:VAL:CG2	2.21	0.54
1:L:154:GLU:OE2	3:N:840:LYS:HD2	2.07	0.54
1:L:156:HIS:CE1	1:L:166:PRO:HB3	2.43	0.54
2:M:409:ARG:NH1	2:M:444:PRO:HG3	2.23	0.54
2:M:799:ILE:HD13	2:M:799:ILE:N	2.23	0.54
3:N:698:LYS:HD2	9:N:9171:HOH:O	2.06	0.54
3:N:1020:LEU:HA	3:N:1023:MET:CE	2.38	0.54
3:N:1047:LYS:HB3	3:N:1048:PRO:CD	2.38	0.54
5:P:87:GLU:HG3	9:P:720:HOH:O	2.06	0.54
2:C:63:GLY:O	2:C:103:LYS:HE2	2.08	0.54
2:C:260:LEU:HD12	9:C:9623:HOH:O	2.08	0.54
2:C:470:PRO:HB3	2:C:485:TYR:CE1	2.43	0.54
2:C:537:LYS:HD2	2:C:537:LYS:H	1.72	0.54
2:C:697:ARG:HG3	2:C:699:PHE:CD1	2.42	0.54
3:D:55:ASP:HA	3:D:82:LYS:HG3	1.90	0.54
3:D:164:GLY:HA2	9:D:9177:HOH:O	2.07	0.54
3:D:212:ARG:HB2	3:D:445:ARG:HH22	1.72	0.54
5:F:97:GLU:N	9:F:641:HOH:O	2.40	0.54
5:F:302:LYS:HG3	5:F:303:ARG:N	2.22	0.54
1:K:92:PRO:HD3	9:K:5415:HOH:O	2.06	0.54
2:M:265:ARG:HG2	2:M:266:ARG:N	2.23	0.54
2:M:368:THR:HG22	9:M:1143:HOH:O	2.08	0.54
2:M:838:LYS:HG2	9:M:1281:HOH:O	2.07	0.54
3:N:424:GLY:HA2	3:N:435:VAL:O	2.07	0.54
3:N:435:VAL:HG21	9:N:9419:HOH:O	2.07	0.54
3:N:737:ASN:HA	9:N:2508:HOH:O	2.06	0.54
3:N:956:ILE:HG12	3:N:1039:CYS:O	2.08	0.54
5:P:125:ASP:HB2	9:P:516:HOH:O	2.07	0.54
1:A:50:GLY:O	1:A:146:ARG:HA	2.07	0.54

Continued on next page...

Continued from previous page...

Atom-1	Atom-2	Interatomic distance (Å)	Clash overlap (Å)
2:C:183:SER:HB2	2:C:190:LYS:CG	2.37	0.54
2:C:407:LYS:HG2	9:C:9933:HOH:O	2.07	0.54
2:C:815:LEU:HD21	2:C:820:ARG:O	2.08	0.54
3:D:153:LEU:HD12	3:D:154:THR:N	2.23	0.54
3:D:559:ALA:O	5:F:132:ARG:NH2	2.38	0.54
3:D:619:LEU:HB2	9:D:9918:HOH:O	2.06	0.54
3:D:957:PRO:HG3	3:D:1007:VAL:HA	1.89	0.54
4:E:86:GLN:O	4:E:90:GLU:HG3	2.08	0.54
2:M:510:ALA:HB3	2:M:513:VAL:HG23	1.89	0.54
2:M:530:GLU:HG2	9:M:1593:HOH:O	2.07	0.54
3:N:538:SER:N	5:P:317:LEU:HD12	2.23	0.54
3:N:540:LEU:O	3:N:543:LEU:HG	2.07	0.54
3:N:615:ARG:HB2	9:N:2415:HOH:O	2.06	0.54
3:N:1340:GLY:HA2	9:N:2126:HOH:O	2.07	0.54
5:P:321:ILE:HB	5:P:327:SER:OG	2.08	0.54
1:A:69:PRO:HD3	9:A:508:HOH:O	2.08	0.54
1:A:86:VAL:HA	9:A:482:HOH:O	2.08	0.54
1:A:90:LEU:HB3	9:A:368:HOH:O	2.07	0.54
1:A:219:ARG:NH2	1:B:223:THR:HG22	2.23	0.54
1:B:147:GLY:HA3	9:B:625:HOH:O	2.06	0.54
2:C:196:LEU:CD2	2:C:200:LEU:HD11	2.37	0.54
2:C:839:LEU:HD12	2:C:994:ILE:HG21	1.89	0.54
2:C:1008:ARG:HH22	2:C:1012:PRO:HD2	1.73	0.54
2:C:1087:VAL:HG22	2:C:1091:GLU:OE2	2.08	0.54
3:D:10:ILE:HG13	3:D:1434:TRP:CE2	2.42	0.54
3:D:116:LEU:HD23	3:D:468:LEU:HD11	1.89	0.54
3:D:423:ASP:HA	9:D:9719:HOH:O	2.07	0.54
3:D:647:ARG:NH1	3:D:650:LEU:HD23	2.23	0.54
4:E:48:MET:HB2	4:E:54:LEU:HD12	1.87	0.54
5:F:93:LEU:HD21	5:F:102:LEU:HD11	1.88	0.54
1:K:125:PRO:HD2	9:K:3406:HOH:O	2.06	0.54
2:M:102:HIS:HD2	2:M:104:ASP:HB2	1.73	0.54
2:M:163:ILE:HG13	2:M:163:ILE:O	2.08	0.54
2:M:208:ALA:HA	2:M:218:VAL:HG22	1.90	0.54
2:M:229:MET:HE3	9:M:1376:HOH:O	2.06	0.54
2:M:627:ARG:HG3	9:M:1580:HOH:O	2.08	0.54
2:M:943:VAL:HG11	2:M:973:VAL:HG22	1.89	0.54
3:N:650:LEU:HD13	3:N:688:TRP:HZ3	1.72	0.54
3:N:957:PRO:HG3	3:N:1007:VAL:HA	1.89	0.54
3:N:1297:GLU:HA	9:N:9439:HOH:O	2.06	0.54
5:P:229:TYR:HB3	9:P:557:HOH:O	2.08	0.54

Continued on next page...

Continued from previous page...

Atom-1	Atom-2	Interatomic distance (Å)	Clash overlap (Å)
1:A:107:LYS:HB3	9:A:531:HOH:O	2.07	0.54
1:A:137:ARG:HD3	9:A:518:HOH:O	2.08	0.54
2:C:124:ASP:CG	2:C:407:LYS:HZ1	2.11	0.54
2:C:580:MET:HB3	2:C:584:GLU:CD	2.28	0.54
2:C:665:PHE:HA	9:C:9558:HOH:O	2.08	0.54
3:D:880:ILE:O	3:D:883:ALA:HB3	2.08	0.54
3:D:965:GLU:HG3	3:D:969:ARG:NH2	2.23	0.54
1:K:189:ARG:HB3	9:K:2117:HOH:O	2.06	0.54
1:L:7:LYS:HG2	9:L:6833:HOH:O	2.07	0.54
2:M:143:SER:HB3	2:M:330:ASN:O	2.07	0.54
2:M:682:TYR:N	9:M:1161:HOH:O	2.41	0.54
2:M:1103:ASP:HB3	2:M:1105:LYS:O	2.08	0.54
3:N:833:GLU:HB2	9:N:2343:HOH:O	2.08	0.54
1:A:39:PRO:O	1:A:43:ILE:HG12	2.08	0.54
1:B:80:LEU:HG	3:D:844:ALA:HB2	1.89	0.54
2:C:432:ARG:HH12	3:D:1047:LYS:CD	2.16	0.54
2:C:538:GLN:HB2	9:C:9427:HOH:O	2.08	0.54
3:D:2:LYS:HB2	9:D:2382:HOH:O	2.07	0.54
3:D:434:ARG:HB2	3:D:447:VAL:HG22	1.90	0.54
3:D:1211:MET:HG3	3:D:1213:ARG:HG2	1.90	0.54
3:D:1278:ASP:HA	3:D:1319:VAL:O	2.07	0.54
3:D:1304:LYS:HB3	9:D:9262:HOH:O	2.07	0.54
9:D:2706:HOH:O	5:F:94:LEU:HD11	2.08	0.54
2:M:91:GLN:HA	2:M:119:PRO:HA	1.89	0.54
2:M:150:PRO:CA	2:M:158:TYR:HB3	2.34	0.54
2:M:420:ARG:H	2:M:420:ARG:CZ	2.20	0.54
9:M:1734:HOH:O	3:N:603:LEU:HB3	2.08	0.54
3:N:42:ASP:O	3:N:46:ASP:HB2	2.08	0.54
3:N:151:GLN:HA	9:N:9372:HOH:O	2.07	0.54
5:P:122:LEU:HD11	5:P:126:LEU:HD23	1.90	0.54
1:A:83:LYS:HD3	9:C:9911:HOH:O	2.08	0.54
1:A:126:ASP:HB2	9:A:319:HOH:O	2.06	0.54
1:B:7:LYS:HD3	9:B:350:HOH:O	2.08	0.54
1:B:125:PRO:HD2	9:B:330:HOH:O	2.06	0.54
2:C:134:ARG:HB2	9:C:9111:HOH:O	2.08	0.54
2:C:435:TYR:C	2:C:437:ARG:H	2.11	0.54
2:C:577:PRO:HD2	2:C:580:MET:SD	2.48	0.54
2:C:704:HIS:CG	2:C:831:ARG:HE	2.26	0.54
3:D:208:PRO:HB2	3:D:395:VAL:HG13	1.89	0.54
3:D:407:VAL:HG11	9:D:9989:HOH:O	2.07	0.54
3:D:537:THR:C	5:F:317:LEU:HB2	2.28	0.54

Continued on next page...

Continued from previous page...

Atom-1	Atom-2	Interatomic distance (Å)	Clash overlap (Å)
3:D:1168:MET:CE	3:D:1171:VAL:HB	2.37	0.54
4:E:29:GLN:HB2	4:E:33:HIS:CD2	2.43	0.54
5:F:314:PRO:HD2	9:F:541:HOH:O	2.07	0.54
1:K:86:VAL:HG13	1:K:124:ASN:HB2	1.88	0.54
2:M:178:PRO:HB2	9:M:1868:HOH:O	2.08	0.54
2:M:260:LEU:HD13	2:M:291:ALA:HB1	1.89	0.54
2:M:367:LEU:HB3	2:M:371:LYS:HG2	1.89	0.54
2:M:525:SER:OG	2:M:528:GLU:HG3	2.08	0.54
2:M:701:THR:HG22	2:M:832:LYS:HA	1.90	0.54
2:M:863:ASP:OD2	2:M:865:THR:HG22	2.07	0.54
3:N:639:LEU:HD12	3:N:640:HIS:H	1.73	0.54
3:N:658:LEU:HD11	3:N:674:ARG:NH1	2.23	0.54
3:N:774:SER:HB3	3:N:1362:LYS:O	2.08	0.54
3:N:1362:LYS:HD2	9:N:9154:HOH:O	2.08	0.54
9:N:9235:HOH:O	4:O:84:ARG:HG2	2.08	0.54
1:A:23:PHE:CD1	1:A:211:LEU:HD23	2.43	0.53
2:C:139:GLN:CD	2:C:415:PRO:HD3	2.28	0.53
2:C:557:ARG:HA	2:C:560:MET:HG3	1.90	0.53
2:C:1019:GLN:NE2	3:D:621:LYS:HG2	2.23	0.53
3:D:102:ILE:HD12	3:D:579:ASP:HB3	1.90	0.53
3:D:786:ILE:HD13	3:D:908:LYS:HB3	1.89	0.53
3:D:1308:GLU:HG3	9:D:9479:HOH:O	2.07	0.53
3:D:1478:SER:O	3:D:1482:ARG:HG3	2.08	0.53
4:E:10:PHE:HE2	4:E:16:LYS:HG3	1.73	0.53
1:K:9:PRO:HD3	9:K:7377:HOH:O	2.09	0.53
1:K:143:ARG:HD2	1:K:145:ASP:OD1	2.07	0.53
1:L:101:LEU:HB2	1:L:114:PHE:CD2	2.42	0.53
2:M:57:GLU:OE1	2:M:63:GLY:HA2	2.09	0.53
2:M:370:ALA:HB1	9:P:652:HOH:O	2.07	0.53
3:N:534:ARG:HG3	9:P:700:HOH:O	2.07	0.53
3:N:1439:SER:HB2	3:N:1440:PHE:CE2	2.43	0.53
5:P:201:LYS:HA	9:P:769:HOH:O	2.08	0.53
5:P:370:LYS:HB3	5:P:370:LYS:NZ	2.23	0.53
1:A:5:LYS:O	1:A:8:ALA:HB2	2.08	0.53
1:A:34:VAL:HG21	2:C:939:ARG:HD2	1.90	0.53
1:B:49:PRO:HA	9:B:484:HOH:O	2.07	0.53
2:C:48:PHE:HD1	2:C:348:LEU:HD11	1.72	0.53
2:C:579:VAL:HB	2:C:890:LEU:HD22	1.91	0.53
2:C:617:ASP:HB2	9:C:2129:HOH:O	2.08	0.53
2:C:771:GLU:HA	9:C:9832:HOH:O	2.07	0.53
2:C:1059:ASP:OD2	2:C:1080:SER:N	2.41	0.53

Continued on next page...

Continued from previous page...

Atom-1	Atom-2	Interatomic distance (Å)	Clash overlap (Å)
3:D:147:VAL:HG11	9:D:9673:HOH:O	2.09	0.53
3:D:213:VAL:HG22	3:D:214:GLU:N	2.23	0.53
3:D:536:ALA:HB1	5:F:317:LEU:HG	1.90	0.53
3:D:1008:PHE:HD1	9:D:9273:HOH:O	1.91	0.53
3:D:1295:GLU:HB3	3:D:1300:SER:CB	2.38	0.53
1:L:153:ALA:HA	1:L:156:HIS:NE2	2.23	0.53
2:M:141:HIS:HB2	9:M:2114:HOH:O	2.08	0.53
3:N:809:PRO:HB2	3:N:812:ALA:HB2	1.89	0.53
3:N:1186:VAL:HG12	9:N:9329:HOH:O	2.07	0.53
3:N:1381:VAL:HG12	3:N:1389:LEU:HA	1.89	0.53
5:P:181:GLU:O	5:P:184:ARG:HB3	2.09	0.53
1:B:5:LYS:O	1:B:8:ALA:HB2	2.08	0.53
2:C:467:ILE:HG22	9:C:9653:HOH:O	2.09	0.53
2:C:897:LEU:HB3	2:C:899:GLN:HE21	1.72	0.53
3:D:42:ASP:O	3:D:43:GLY:O	2.26	0.53
3:D:493:ARG:HH12	3:D:1390:LEU:H	1.56	0.53
3:D:583:ASP:HA	3:D:602:SER:OG	2.08	0.53
3:D:699:VAL:H	3:D:756:GLN:HE22	1.53	0.53
1:K:25:LEU:HD22	1:K:28:LEU:HD11	1.89	0.53
1:L:92:PRO:HB3	9:L:3281:HOH:O	2.07	0.53
1:L:212:ASN:O	1:L:215:VAL:HG22	2.08	0.53
2:M:300:ASP:HB2	9:M:1355:HOH:O	2.08	0.53
2:M:432:ARG:HH22	3:N:1047:LYS:HD3	1.72	0.53
2:M:580:MET:HB3	2:M:584:GLU:CD	2.29	0.53
2:M:610:ARG:C	2:M:611:ILE:HD12	2.29	0.53
9:M:2111:HOH:O	3:N:1086:LEU:HD12	2.08	0.53
3:N:836:VAL:HA	3:N:839:LEU:HB2	1.90	0.53
4:O:7:ASP:HB2	9:O:1394:HOH:O	2.07	0.53
5:P:156:VAL:HG21	9:P:654:HOH:O	2.07	0.53
1:A:2:LEU:HD23	9:A:444:HOH:O	2.08	0.53
1:A:49:PRO:O	1:A:173:PRO:HG2	2.08	0.53
2:C:302:VAL:O	2:C:306:THR:HG23	2.09	0.53
2:C:611:ILE:HD12	2:C:625:LEU:HD21	1.89	0.53
2:C:676:ILE:HG23	3:D:948:THR:HB	1.91	0.53
2:C:1054:THR:HG22	2:C:1082:PRO:HG3	1.90	0.53
3:D:10:ILE:HG13	3:D:1434:TRP:CZ2	2.44	0.53
3:D:844:ALA:O	3:D:867:ARG:HB3	2.09	0.53
3:D:1239:ARG:NH2	3:D:1254:GLN:H	2.04	0.53
3:D:1380:GLU:HB2	9:D:9967:HOH:O	2.08	0.53
2:M:466:PHE:HA	9:M:1427:HOH:O	2.08	0.53
2:M:950:LEU:HB3	2:M:952:LEU:HD23	1.91	0.53

Continued on next page...

Continued from previous page...

Atom-1	Atom-2	Interatomic distance (Å)	Clash overlap (Å)
2:M:1038:TRP:HA	2:M:1041:GLU:HB2	1.90	0.53
5:P:160:ASP:HA	5:P:163:LEU:HD12	1.88	0.53
1:A:26:GLU:HG3	1:A:194:LYS:HD3	1.91	0.53
1:A:54:THR:HG22	1:A:158:ILE:HG13	1.89	0.53
2:C:516:ARG:HG3	3:D:1068:LEU:HD13	1.90	0.53
2:C:1056:LYS:HB3	3:D:624:ASP:H	1.73	0.53
2:C:1057:SER:N	9:C:9391:HOH:O	2.41	0.53
2:C:1094:ALA:CB	3:D:603:LEU:HD22	2.38	0.53
3:D:148:GLU:HA	9:D:9225:HOH:O	2.08	0.53
3:D:1194:CYS:HB3	3:D:1373:ARG:NH2	2.24	0.53
3:D:1455:LYS:HD3	3:D:1456:LYS:N	2.22	0.53
1:L:182:GLU:HB3	9:N:9274:HOH:O	2.08	0.53
2:M:71:TYR:H	2:M:71:TYR:HD2	1.53	0.53
2:M:394:PHE:HB3	9:M:2270:HOH:O	2.07	0.53
3:N:517:VAL:HG23	9:N:9412:HOH:O	2.09	0.53
3:N:1324:PRO:HA	9:N:9480:HOH:O	2.08	0.53
5:P:329:TYR:HA	5:P:332:PHE:CD2	2.43	0.53
1:A:191:ASP:HA	9:A:415:HOH:O	2.08	0.53
1:B:180:GLN:HA	9:B:451:HOH:O	2.08	0.53
2:C:9:ILE:HG13	2:C:9:ILE:O	2.09	0.53
2:C:41:ASN:O	2:C:46:ALA:HB2	2.08	0.53
2:C:99:GLN:HB2	9:C:2009:HOH:O	2.09	0.53
2:C:274:ARG:HD2	2:C:285:LEU:HD22	1.89	0.53
2:C:642:ARG:HB3	9:C:9549:HOH:O	2.08	0.53
2:C:976:ASP:HB2	2:C:979:THR:HG22	1.91	0.53
3:D:587:ARG:HH21	5:F:74:LYS:N	2.06	0.53
3:D:706:PRO:HD2	9:D:2458:HOH:O	2.07	0.53
3:D:1403:LEU:HD23	3:D:1407:LEU:HD22	1.90	0.53
2:M:69:LEU:HD13	9:M:1301:HOH:O	2.09	0.53
2:M:351:LEU:HB2	9:M:1300:HOH:O	2.08	0.53
3:N:18:ILE:HD13	3:N:21:TRP:HZ3	1.74	0.53
3:N:55:ASP:O	3:N:82:LYS:HA	2.09	0.53
3:N:196:VAL:HG13	3:N:202:VAL:CG1	2.38	0.53
3:N:699:VAL:H	3:N:756:GLN:HE22	1.56	0.53
3:N:829:VAL:HG11	9:N:9969:HOH:O	2.07	0.53
3:N:1122:LEU:O	3:N:1134:LEU:HG	2.07	0.53
3:N:1264:GLU:OE1	3:N:1425:THR:HB	2.08	0.53
3:N:1324:PRO:HG3	3:N:1330:ILE:HD11	1.90	0.53
1:A:38:ASN:HB3	1:A:39:PRO:HD3	1.89	0.53
1:A:152:PRO:HB3	2:C:832:LYS:NZ	2.24	0.53
2:C:240:THR:HG23	9:C:2111:HOH:O	2.08	0.53

Continued on next page...

Continued from previous page...

Atom-1	Atom-2	Interatomic distance (Å)	Clash overlap (Å)
2:C:682:TYR:N	9:C:9083:HOH:O	2.42	0.53
2:C:838:LYS:HB3	2:C:848:VAL:HG22	1.91	0.53
3:D:6:ARG:HD3	3:D:7:LYS:HZ3	1.74	0.53
3:D:54:LYS:HD3	3:D:57:GLU:CD	2.29	0.53
3:D:95:LEU:HD21	3:D:547:LEU:HD11	1.91	0.53
3:D:574:LEU:O	3:D:578:VAL:HG23	2.08	0.53
3:D:1044:LEU:HD21	3:D:1056:PRO:HG3	1.91	0.53
3:D:1148:VAL:HG13	3:D:1163:GLY:O	2.09	0.53
3:D:1240:THR:O	3:D:1257:PRO:HB3	2.08	0.53
5:F:228:GLU:HB3	5:F:231:ARG:HD2	1.91	0.53
5:F:327:SER:HA	9:F:494:HOH:O	2.09	0.53
1:K:151:VAL:HB	1:K:169:ALA:HB3	1.91	0.53
2:M:12:VAL:HG22	2:M:13:ILE:HG23	1.91	0.53
2:M:355:VAL:HG11	9:M:2137:HOH:O	2.09	0.53
2:M:401:LEU:HD22	2:M:546:LEU:HD12	1.90	0.53
2:M:474:VAL:HG23	2:M:478:VAL:O	2.09	0.53
2:M:519:GLY:HA3	9:M:1578:HOH:O	2.07	0.53
2:M:857:ASP:HB2	2:M:978:ARG:CG	2.30	0.53
2:M:1018:GLN:HG2	9:M:1375:HOH:O	2.07	0.53
3:N:434:ARG:HB2	3:N:447:VAL:CG1	2.38	0.53
3:N:633:VAL:C	3:N:635:PRO:HD3	2.28	0.53
2:C:13:ILE:HB	9:C:9332:HOH:O	2.08	0.53
2:C:129:ILE:HG12	2:C:386:PHE:HB3	1.91	0.53
2:C:953:VAL:HG13	2:C:966:LEU:HD13	1.89	0.53
9:C:2137:HOH:O	3:D:1068:LEU:HD21	2.09	0.53
3:D:62:LYS:HB3	3:D:63:TYR:CD1	2.44	0.53
3:D:214:GLU:OE2	3:D:390:PRO:HB2	2.09	0.53
3:D:850:LEU:HD12	3:D:851:LEU:HD23	1.91	0.53
5:F:148:LYS:HE3	9:F:702:HOH:O	2.09	0.53
1:K:227:ASN:HD22	1:K:227:ASN:N	2.07	0.53
2:M:520:GLU:O	2:M:522:VAL:HG23	2.09	0.53
2:M:859:PRO:O	2:M:867:VAL:HG22	2.07	0.53
3:N:133:ILE:HG21	3:N:454:ALA:CB	2.36	0.53
3:N:186:VAL:HG13	3:N:187:LYS:N	2.24	0.53
3:N:423:ASP:OD1	5:P:174:LEU:HD13	2.08	0.53
3:N:679:ARG:HB2	3:N:682:ASP:OD2	2.08	0.53
3:N:715:ALA:HB3	3:N:764:LEU:HA	1.91	0.53
3:N:783:ARG:CD	3:N:1029:ARG:HG2	2.35	0.53
3:N:799:LYS:H	3:N:826:PRO:HG2	1.73	0.53
3:N:1496:GLU:HA	3:N:1499:ARG:HD2	1.89	0.53
4:O:90:GLU:HG2	9:O:1556:HOH:O	2.08	0.53

Continued on next page...

Continued from previous page...

Atom-1	Atom-2	Interatomic distance (Å)	Clash overlap (Å)
5:P:195:VAL:HG11	5:P:217:ASN:OD1	2.09	0.53
5:P:414:ARG:HG2	9:P:634:HOH:O	2.08	0.53
1:A:189:ARG:HH12	1:B:155:LYS:HE3	1.73	0.53
2:C:52:PHE:CD2	2:C:68:PHE:HB2	2.44	0.53
2:C:115:LEU:HD22	2:C:373:VAL:HG11	1.90	0.53
2:C:137:VAL:O	2:C:391:LEU:HD21	2.08	0.53
2:C:522:VAL:HG21	9:C:9199:HOH:O	2.08	0.53
9:C:9471:HOH:O	3:D:681:ARG:HG2	2.09	0.53
3:D:776:GLU:HB3	3:D:912:LYS:HE2	1.91	0.53
3:D:1206:GLY:HA3	3:D:1366:LYS:HZ1	1.74	0.53
2:M:20:GLU:HA	9:M:1925:HOH:O	2.08	0.53
2:M:167:LYS:HD3	2:M:168:ARG:HD2	1.91	0.53
2:M:264:PRO:HB3	2:M:289:THR:HB	1.91	0.53
2:M:358:ARG:HH22	2:M:374:ASN:HB3	1.74	0.53
3:N:135:LEU:CD1	3:N:147:VAL:HG23	2.39	0.53
3:N:181:ASP:O	3:N:185:VAL:HG23	2.09	0.53
3:N:549:ASN:OD1	5:P:254:GLN:HB3	2.09	0.53
3:N:767:HIS:CE1	4:O:6:ILE:HG21	2.44	0.53
3:N:1047:LYS:HG2	3:N:1053:PHE:CZ	2.43	0.53
4:O:48:MET:HB2	4:O:54:LEU:HB2	1.91	0.53
1:A:140:MET:SD	1:A:142:VAL:HG12	2.49	0.53
2:C:129:ILE:HD11	2:C:386:PHE:HD2	1.74	0.53
2:C:839:LEU:HD21	2:C:849:VAL:HG22	1.90	0.53
2:C:945:ARG:HG2	2:C:946:ARG:N	2.24	0.53
2:C:1090:LYS:HE2	2:C:1112:PHE:CE1	2.38	0.53
3:D:178:LEU:HD11	9:D:2152:HOH:O	2.08	0.53
3:D:1331:ASP:HB2	9:D:2058:HOH:O	2.08	0.53
5:F:420:ASP:O	5:F:422:LEU:HD23	2.09	0.53
1:L:220:GLU:HB3	9:L:2385:HOH:O	2.07	0.53
2:M:148:PHE:CZ	2:M:309:TYR:HB3	2.44	0.53
2:M:861:LEU:HD21	2:M:925:TYR:CE2	2.44	0.53
2:M:984:GLU:HG3	3:N:944:THR:O	2.09	0.53
3:N:47:GLU:OE1	3:N:53:ILE:HG22	2.08	0.53
3:N:101:HIS:ND1	3:N:103:TRP:HB2	2.24	0.53
3:N:135:LEU:HA	3:N:453:ASP:O	2.09	0.53
3:N:1272:ALA:CA	3:N:1326:THR:HB	2.38	0.53
5:P:150:THR:HG23	9:P:752:HOH:O	2.09	0.53
5:P:397:ILE:O	5:P:401:GLU:HB3	2.09	0.53
5:P:401:GLU:O	5:P:405:LEU:HB2	2.09	0.53
1:A:178:ALA:HB2	2:C:864:GLY:H	1.75	0.52
1:B:143:ARG:HD2	1:B:158:ILE:HG21	1.91	0.52

Continued on next page...

Continued from previous page...

Atom-1	Atom-2	Interatomic distance (Å)	Clash overlap (Å)
1:B:191:ASP:O	1:B:192:LEU:HG	2.08	0.52
2:C:413:LEU:HD12	2:C:413:LEU:N	2.23	0.52
2:C:535:SER:O	2:C:538:GLN:HG2	2.08	0.52
2:C:1008:ARG:HE	2:C:1028:GLY:C	2.12	0.52
3:D:60:CYS:N	9:D:9193:HOH:O	2.42	0.52
3:D:183:GLU:HA	3:D:186:VAL:HG12	1.90	0.52
3:D:566:ILE:HG23	5:F:214:GLN:OE1	2.09	0.52
3:D:631:ILE:HG12	3:D:743:ASP:O	2.09	0.52
3:D:970:LYS:O	3:D:974:ILE:HG13	2.08	0.52
4:E:45:ARG:O	4:E:47:LYS:HE3	2.09	0.52
5:F:361:LEU:HD23	5:F:362:SER:N	2.23	0.52
1:L:67:THR:HG22	9:L:1762:HOH:O	2.08	0.52
1:L:79:ILE:HA	1:L:82:LEU:HD12	1.90	0.52
1:L:102:LYS:HD2	1:L:139:ASN:ND2	2.24	0.52
2:M:84:ARG:NH2	2:M:128:ILE:HG12	2.24	0.52
2:M:431:HIS:HA	9:M:1910:HOH:O	2.09	0.52
3:N:583:ASP:OD2	3:N:604:THR:HG21	2.08	0.52
3:N:591:VAL:CG1	3:N:597:ASP:HA	2.39	0.52
3:N:625:TYR:O	3:N:749:VAL:HG23	2.08	0.52
3:N:1312:LEU:HB3	9:N:9173:HOH:O	2.09	0.52
1:A:115:LEU:HB2	9:A:400:HOH:O	2.10	0.52
1:A:186:LEU:HB3	9:A:343:HOH:O	2.09	0.52
1:A:219:ARG:HH22	1:B:223:THR:CG2	2.22	0.52
1:B:110:LYS:HG2	9:B:464:HOH:O	2.09	0.52
2:C:146:VAL:HG13	2:C:161:SER:O	2.09	0.52
2:C:264:PRO:HB2	9:C:9113:HOH:O	2.08	0.52
2:C:739:GLU:HG3	9:C:9293:HOH:O	2.07	0.52
3:D:907:GLU:HA	9:D:9142:HOH:O	2.10	0.52
5:F:413:SER:HA	5:F:416:ARG:CZ	2.38	0.52
1:K:20:TYR:CD2	1:K:21:GLY:N	2.77	0.52
1:L:102:LYS:HB2	1:L:139:ASN:OD1	2.09	0.52
2:M:109:LYS:HB2	9:M:2109:HOH:O	2.08	0.52
2:M:305:PRO:HA	2:M:308:ARG:HB2	1.92	0.52
2:M:405:ARG:HH11	2:M:442:GLU:HG2	1.74	0.52
2:M:514:VAL:HG22	9:M:1440:HOH:O	2.09	0.52
3:N:119:SER:N	3:N:123:LEU:HD13	2.24	0.52
3:N:470:LEU:HG	3:N:508:ARG:NH2	2.25	0.52
3:N:533:GLY:HA3	5:P:309:LYS:HD2	1.90	0.52
3:N:820:GLU:HB2	3:N:836:VAL:HG11	1.90	0.52
3:N:1415:VAL:HG22	9:N:2024:HOH:O	2.09	0.52
2:C:135:VAL:O	2:C:392:SER:HA	2.10	0.52

Continued on next page...

Continued from previous page...

Atom-1	Atom-2	Interatomic distance (Å)	Clash overlap (Å)
2:C:339:LEU:HD22	2:C:391:LEU:HD22	1.91	0.52
2:C:447:ALA:HB2	9:D:2205:HOH:O	2.10	0.52
2:C:599:GLU:HG2	9:C:9491:HOH:O	2.10	0.52
2:C:679:PHE:C	3:D:943:THR:HG22	2.30	0.52
2:C:683:ASN:HA	2:C:687:ALA:HB3	1.91	0.52
3:D:18:ILE:HD12	3:D:518:PRO:CG	2.39	0.52
3:D:659:LYS:O	3:D:659:LYS:HD3	2.09	0.52
5:F:321:ILE:HG22	5:F:322:GLY:N	2.24	0.52
1:L:75:VAL:HA	1:L:78:ILE:HD12	1.92	0.52
2:M:83:CYS:HA	2:M:88:LEU:HD23	1.91	0.52
2:M:174:LEU:HB3	2:M:193:LEU:HD21	1.92	0.52
2:M:207:LEU:HD22	2:M:221:LEU:HD22	1.91	0.52
2:M:455:LEU:HG	2:M:459:ALA:HB3	1.91	0.52
2:M:654:LEU:HD12	2:M:657:ASP:OD2	2.09	0.52
2:M:939:ARG:HB3	2:M:982:PRO:HG3	1.91	0.52
3:N:28:LYS:O	3:N:43:GLY:HA2	2.10	0.52
3:N:1273:VAL:O	3:N:1325:LEU:HB2	2.10	0.52
5:P:322:GLY:HA3	9:P:573:HOH:O	2.09	0.52
1:A:57:TYR:CE2	1:A:161:ARG:HD2	2.45	0.52
1:A:156:HIS:CD2	1:A:158:ILE:HG12	2.45	0.52
1:B:38:ASN:OD1	2:C:979:THR:HA	2.09	0.52
2:C:5:ARG:HB2	9:C:9522:HOH:O	2.09	0.52
2:C:101:ILE:HG22	2:C:102:HIS:N	2.24	0.52
2:C:165:LEU:HD12	2:C:166:PRO:HA	1.91	0.52
2:C:244:PRO:CD	2:C:245:GLY:H	2.21	0.52
2:C:292:ARG:HD2	2:C:299:LYS:HE2	1.90	0.52
2:C:292:ARG:HD2	2:C:299:LYS:CE	2.38	0.52
2:C:387:SER:OG	2:C:388:ARG:HD3	2.09	0.52
2:C:473:ARG:HH11	2:C:475:VAL:CG2	2.23	0.52
2:C:640:ARG:HG3	9:C:9864:HOH:O	2.10	0.52
3:D:36:THR:C	3:D:38:LYS:H	2.13	0.52
3:D:62:LYS:HD3	9:D:2486:HOH:O	2.08	0.52
3:D:603:LEU:HA	3:D:606:ILE:HG13	1.90	0.52
3:D:1124:GLN:HG2	9:D:2004:HOH:O	2.09	0.52
5:F:175:HIS:O	5:F:179:GLU:HG2	2.09	0.52
5:F:186:HIS:HB3	9:F:444:HOH:O	2.08	0.52
5:F:220:LEU:O	5:F:224:VAL:HG23	2.08	0.52
2:M:35:PRO:HD2	2:M:38:LYS:HG2	1.92	0.52
2:M:424:GLY:O	2:M:427:VAL:HG23	2.09	0.52
2:M:502:PRO:HB2	2:M:509:ALA:HB3	1.90	0.52
2:M:625:LEU:HB3	2:M:639:GLN:HG3	1.90	0.52

Continued on next page...

Continued from previous page...

Atom-1	Atom-2	Interatomic distance (Å)	Clash overlap (Å)
2:M:946:ARG:NH2	3:N:859:ASP:HB3	2.25	0.52
2:M:966:LEU:HD21	2:M:986:PRO:CG	2.39	0.52
2:M:1072:LYS:HB2	9:M:2094:HOH:O	2.10	0.52
3:N:40:GLU:HG3	3:N:41:ARG:N	2.25	0.52
3:N:553:ARG:HD3	5:P:214:GLN:HB3	1.91	0.52
3:N:669:ASN:O	3:N:672:ALA:HB3	2.09	0.52
3:N:1087:ARG:HA	3:N:1090:ASP:HB2	1.92	0.52
4:O:48:MET:HB2	4:O:54:LEU:CD1	2.39	0.52
4:O:72:ARG:HA	9:O:4488:HOH:O	2.09	0.52
1:A:71:VAL:HG22	9:A:468:HOH:O	2.09	0.52
2:C:274:ARG:CD	2:C:285:LEU:HD22	2.40	0.52
2:C:452:ILE:HG13	9:C:9147:HOH:O	2.09	0.52
2:C:949:LYS:HD3	3:D:828:LYS:HE3	1.90	0.52
3:D:159:ARG:CZ	3:D:159:ARG:HB2	2.39	0.52
3:D:435:VAL:HG22	3:D:446:VAL:HG13	1.92	0.52
3:D:521:PRO:C	3:D:525:ARG:HH11	2.13	0.52
3:D:669:ASN:O	3:D:672:ALA:HB3	2.09	0.52
3:D:1129:THR:HG23	3:D:1130:ARG:N	2.20	0.52
3:D:1267:ARG:HB2	3:D:1267:ARG:HH11	1.74	0.52
3:D:1503:VAL:HG21	9:D:2589:HOH:O	2.08	0.52
5:F:142:ARG:HD2	9:F:540:HOH:O	2.09	0.52
5:F:291:ILE:O	5:F:295:MET:HB2	2.09	0.52
1:L:74:ASP:OD2	1:L:76:VAL:HG23	2.10	0.52
2:M:53:PRO:HD3	9:M:1140:HOH:O	2.10	0.52
2:M:603:VAL:HG21	2:M:643:VAL:CG1	2.39	0.52
2:M:723:THR:CG2	2:M:725:ASP:HB2	2.40	0.52
2:M:759:THR:HA	2:M:786:LYS:O	2.09	0.52
3:N:49:ILE:HB	3:N:50:PHE:CE1	2.45	0.52
3:N:185:VAL:CG1	3:N:191:LEU:HD21	2.40	0.52
3:N:422:ALA:H	3:N:427:VAL:CG1	2.18	0.52
3:N:1101:VAL:HG11	3:N:1424:VAL:HG22	1.90	0.52
1:B:101:LEU:HG	1:B:114:PHE:HA	1.91	0.52
2:C:464:LEU:HD12	2:C:465:GLY:H	1.74	0.52
2:C:625:LEU:CD1	2:C:641:PRO:HG3	2.40	0.52
2:C:630:ARG:HH22	2:C:707:ARG:CB	2.23	0.52
3:D:455:ARG:HG2	9:D:2383:HOH:O	2.09	0.52
3:D:502:PHE:HZ	3:D:512:MET:HE2	1.75	0.52
3:D:564:GLU:OE1	3:D:567:ILE:HD12	2.08	0.52
3:D:686:GLU:HA	9:D:9222:HOH:O	2.09	0.52
3:D:728:LEU:HD22	3:D:745:MET:SD	2.49	0.52
3:D:814:ALA:O	3:D:818:ARG:HG3	2.10	0.52

Continued on next page...

Continued from previous page...

Atom-1	Atom-2	Interatomic distance (Å)	Clash overlap (Å)
3:D:1209:LEU:HD21	4:E:16:LYS:HZ3	1.70	0.52
3:D:1333:HIS:O	3:D:1336:LEU:HB3	2.10	0.52
5:F:366:ALA:HB3	5:F:367:MET:CE	2.39	0.52
1:K:186:LEU:HB2	1:K:192:LEU:CD1	2.34	0.52
2:M:140:ILE:HD11	9:M:1329:HOH:O	2.09	0.52
2:M:352:ALA:HA	2:M:355:VAL:HG12	1.91	0.52
2:M:721:ARG:O	2:M:758:ARG:HA	2.10	0.52
3:N:129:PHE:C	3:N:568:ARG:HH21	2.12	0.52
3:N:679:ARG:NH2	3:N:681:ARG:HE	2.07	0.52
3:N:964:LEU:CD1	3:N:1058:ARG:HD2	2.39	0.52
5:P:119:ILE:HD11	9:P:794:HOH:O	2.09	0.52
1:B:131:THR:HG21	9:B:512:HOH:O	2.10	0.52
2:C:220:GLY:HA3	9:C:9124:HOH:O	2.10	0.52
2:C:418:LEU:N	2:C:418:LEU:HD12	2.24	0.52
2:C:516:ARG:NE	3:D:1068:LEU:HD13	2.24	0.52
3:D:12:LEU:HB2	9:D:9480:HOH:O	2.09	0.52
3:D:81:THR:HG22	3:D:82:LYS:H	1.75	0.52
3:D:97:THR:HB	9:D:9846:HOH:O	2.09	0.52
3:D:141:ILE:CD1	3:D:450:TYR:HB2	2.32	0.52
3:D:212:ARG:HD3	3:D:445:ARG:NH1	2.24	0.52
3:D:556:LYS:HE2	9:F:624:HOH:O	2.08	0.52
3:D:647:ARG:O	3:D:647:ARG:HD3	2.10	0.52
3:D:939:PHE:O	3:D:943:THR:HG23	2.10	0.52
3:D:1000:THR:O	3:D:1003:VAL:HG22	2.10	0.52
3:D:1330:ILE:HG21	3:D:1335:LEU:HD12	1.91	0.52
1:K:170:VAL:HG11	9:K:2028:HOH:O	2.09	0.52
1:L:206:THR:HG22	1:L:209:GLU:H	1.75	0.52
1:L:227:ASN:HB3	9:L:4722:HOH:O	2.08	0.52
2:M:776:SER:HA	2:M:780:GLU:HB3	1.92	0.52
2:M:1017:THR:HG1	2:M:1019:GLN:HG2	1.75	0.52
3:N:105:VAL:HG13	3:N:124:GLU:OE1	2.08	0.52
3:N:964:LEU:HD11	3:N:1058:ARG:HD2	1.91	0.52
3:N:1344:VAL:HG11	3:N:1421:LEU:HD22	1.91	0.52
4:O:54:LEU:HA	4:O:58:PRO:HG2	1.91	0.52
5:P:167:PRO:HB2	5:P:169:GLU:OE2	2.10	0.52
5:P:171:LYS:HE3	5:P:175:HIS:CE1	2.45	0.52
1:A:111:ALA:HB2	1:A:127:LEU:HG	1.91	0.52
2:C:40:GLU:HA	9:C:9794:HOH:O	2.09	0.52
2:C:49:ARG:HD3	9:C:9193:HOH:O	2.10	0.52
2:C:135:VAL:HG13	9:C:9933:HOH:O	2.09	0.52
2:C:1042:ALA:CB	3:D:710:ARG:HB3	2.37	0.52

Continued on next page...

Continued from previous page...

Atom-1	Atom-2	Interatomic distance (Å)	Clash overlap (Å)
2:C:1091:GLU:O	2:C:1094:ALA:HB3	2.09	0.52
3:D:156:GLU:H	3:D:156:GLU:CD	2.13	0.52
3:D:1068:LEU:HD22	3:D:1072:ILE:HG12	1.91	0.52
3:D:1356:TYR:CD2	3:D:1363:LEU:HD23	2.45	0.52
4:E:17:TYR:N	4:E:17:TYR:HD2	2.08	0.52
4:E:87:LYS:HE3	9:E:143:HOH:O	2.08	0.52
5:F:253:ASP:HA	5:F:259:ARG:NH1	2.23	0.52
1:K:57:TYR:HE2	1:K:59:GLU:HG2	1.74	0.52
1:L:109:VAL:HG23	9:L:2421:HOH:O	2.09	0.52
2:M:139:GLN:NE2	2:M:334:ARG:HH11	2.08	0.52
2:M:544:THR:O	2:M:547:ILE:HG13	2.10	0.52
2:M:841:ASN:HD21	2:M:845:ASN:N	2.06	0.52
2:M:881:ASN:HD22	2:M:881:ASN:H	1.57	0.52
3:N:412:GLY:O	3:N:421:LEU:HB3	2.10	0.52
3:N:470:LEU:HB2	3:N:503:LEU:HD11	1.92	0.52
3:N:965:GLU:O	3:N:968:ASP:HB2	2.10	0.52
3:N:1059:SER:HB3	9:N:9228:HOH:O	2.08	0.52
3:N:1112:CYS:HA	9:N:9516:HOH:O	2.10	0.52
3:N:1152:GLU:HG2	3:N:1160:LEU:O	2.10	0.52
3:N:1243:THR:HG22	3:N:1244:GLY:H	1.73	0.52
5:P:104:ARG:O	5:P:108:GLU:HG2	2.10	0.52
5:P:129:GLU:HB3	5:P:142:ARG:HH21	1.75	0.52
5:P:261:PRO:HA	9:P:507:HOH:O	2.10	0.52
1:A:63:HIS:HB3	2:C:746:GLY:CA	2.31	0.52
1:A:69:PRO:O	1:A:71:VAL:HG23	2.10	0.52
1:B:52:ALA:HB2	1:B:170:VAL:O	2.10	0.52
2:C:97:ARG:HD2	9:C:2261:HOH:O	2.10	0.52
3:D:704:ARG:CD	3:D:705:ALA:H	2.23	0.52
3:D:720:LEU:H	3:D:720:LEU:HD12	1.73	0.52
3:D:793:THR:HB	3:D:879:ARG:HD3	1.91	0.52
3:D:827:ILE:O	3:D:837:GLY:HA3	2.10	0.52
3:D:916:TYR:HE2	3:D:920:LEU:HD13	1.74	0.52
4:E:61:GLU:O	4:E:65:MET:HG3	2.10	0.52
3:N:434:ARG:HB2	3:N:447:VAL:HG22	1.91	0.52
3:N:474:GLU:O	3:N:478:LEU:HG	2.10	0.52
3:N:1396:GLU:O	3:N:1400:VAL:HG23	2.10	0.52
3:N:1410:GLU:HA	9:N:9270:HOH:O	2.10	0.52
8:N:9002:TGT:H3	9:N:9224:HOH:O	2.10	0.52
5:P:261:PRO:O	5:P:265:VAL:HG23	2.09	0.52
5:P:344:ALA:HB3	9:P:447:HOH:O	2.09	0.52
1:A:101:LEU:HG	1:A:114:PHE:HA	1.91	0.52

Continued on next page...

Continued from previous page...

Atom-1	Atom-2	Interatomic distance (Å)	Clash overlap (Å)
2:C:267:TYR:HB2	2:C:272:ALA:HB1	1.92	0.52
2:C:601:GLY:O	2:C:648:ARG:HA	2.10	0.52
3:D:493:ARG:O	3:D:493:ARG:HD3	2.09	0.52
3:D:576:GLU:HA	3:D:579:ASP:OD2	2.10	0.52
3:D:729:HIS:CE1	3:D:731:LEU:H	2.28	0.52
3:D:1441:GLN:HE21	3:D:1442:ASN:HB2	1.73	0.52
1:K:150:TYR:HE1	2:M:696:LYS:HA	1.74	0.52
1:L:46:SER:O	1:L:148:VAL:HB	2.10	0.52
2:M:3:ILE:CD1	2:M:900:ARG:HB2	2.40	0.52
2:M:213:ALA:HB3	9:M:1191:HOH:O	2.11	0.52
2:M:274:ARG:CD	2:M:285:LEU:HD22	2.38	0.52
2:M:278:GLU:HB2	9:M:2032:HOH:O	2.10	0.52
2:M:333:ILE:HG12	2:M:467:ILE:HD11	1.92	0.52
2:M:762:LYS:HD3	2:M:771:GLU:OE2	2.10	0.52
3:N:126:VAL:HG12	3:N:132:TYR:HB2	1.92	0.52
3:N:550:ARG:CD	3:N:573:MET:HB3	2.41	0.52
3:N:1147:ARG:HD2	9:N:9121:HOH:O	2.10	0.52
3:N:1149:LEU:HD22	9:N:9329:HOH:O	2.10	0.52
3:N:1242:HIS:HB2	9:N:9670:HOH:O	2.10	0.52
3:N:1314:LYS:NZ	3:N:1317:ASP:HB2	2.25	0.52
2:C:73:LEU:HD12	2:C:73:LEU:O	2.10	0.51
2:C:274:ARG:HG3	2:C:285:LEU:HD22	1.92	0.51
2:C:580:MET:HB3	2:C:584:GLU:OE2	2.10	0.51
2:C:1101:THR:HB	3:D:5:VAL:HG13	1.92	0.51
3:D:192:ALA:O	3:D:195:VAL:HG23	2.09	0.51
3:D:390:PRO:HD3	9:D:9423:HOH:O	2.10	0.51
3:D:561:GLY:HA3	5:F:184:ARG:NH2	2.24	0.51
3:D:1033:GLN:HE21	3:D:1036:ARG:NH1	2.08	0.51
5:F:74:LYS:HD3	9:F:802:HOH:O	2.09	0.51
5:F:347:GLN:O	5:F:351:SER:HB2	2.10	0.51
2:M:172:ILE:H	2:M:172:ILE:HD12	1.76	0.51
2:M:816:LYS:HA	9:M:1688:HOH:O	2.10	0.51
2:M:905:ILE:H	2:M:905:ILE:HD12	1.75	0.51
2:M:1099:VAL:HG23	9:M:1567:HOH:O	2.10	0.51
3:N:10:ILE:HG13	3:N:1434:TRP:CZ2	2.45	0.51
3:N:36:THR:C	3:N:38:LYS:H	2.13	0.51
3:N:1111:ASP:HB2	3:N:1203:LYS:CD	2.39	0.51
3:N:1304:LYS:HB3	9:N:9576:HOH:O	2.09	0.51
9:N:9476:HOH:O	5:P:87:GLU:HA	2.11	0.51
5:P:123:ASP:HB3	5:P:125:ASP:OD1	2.10	0.51
5:P:132:ARG:HD3	5:P:181:GLU:OE1	2.11	0.51

Continued on next page...

Continued from previous page...

Atom-1	Atom-2	Interatomic distance (Å)	Clash overlap (Å)
1:B:100:LEU:HB2	1:B:115:LEU:CD2	2.40	0.51
2:C:25:SER:OG	2:C:337:GLY:N	2.42	0.51
2:C:172:ILE:HA	2:C:185:LYS:O	2.09	0.51
2:C:285:LEU:HD23	2:C:285:LEU:O	2.10	0.51
2:C:332:ARG:HA	2:C:465:GLY:O	2.10	0.51
2:C:405:ARG:HD3	2:C:543:ASN:OD1	2.10	0.51
3:D:20:SER:HB3	9:D:9745:HOH:O	2.10	0.51
3:D:212:ARG:HD3	3:D:445:ARG:HH12	1.74	0.51
3:D:369:ALA:HB2	9:D:2012:HOH:O	2.10	0.51
3:D:616:GLN:HB2	9:D:2053:HOH:O	2.11	0.51
3:D:783:ARG:HH21	8:D:9001:TGT:C2	2.23	0.51
3:D:1106:VAL:O	3:D:1108:ARG:HG2	2.10	0.51
3:D:1241:PHE:HD2	3:D:1260:ILE:HG21	1.75	0.51
3:D:1491:THR:HG23	9:E:141:HOH:O	2.09	0.51
1:L:13:VAL:HG13	1:L:23:PHE:CD1	2.45	0.51
1:L:132:LEU:HG	1:L:136:GLY:HA3	1.92	0.51
2:M:326:ASP:HB2	2:M:431:HIS:CE1	2.46	0.51
2:M:406:HIS:HB3	9:M:1664:HOH:O	2.11	0.51
2:M:1000:MET:O	2:M:1003:ASP:HB3	2.10	0.51
3:N:154:THR:HG23	3:N:157:GLU:H	1.74	0.51
3:N:202:VAL:O	3:N:204:LEU:HG	2.11	0.51
3:N:478:LEU:HD21	3:N:500:ARG:NH2	2.23	0.51
3:N:864:VAL:HG22	3:N:877:PRO:HD3	1.92	0.51
3:N:1311:LEU:HD12	3:N:1313:VAL:O	2.09	0.51
3:N:1425:THR:HG23	3:N:1426:LYS:N	2.25	0.51
4:O:84:ARG:NH1	4:O:84:ARG:HB2	2.26	0.51
1:A:80:LEU:HA	1:A:83:LYS:HD2	1.91	0.51
2:C:670:GLN:O	2:C:672:VAL:HG12	2.10	0.51
2:C:902:ILE:O	2:C:904:PRO:HD3	2.10	0.51
3:D:432:TYR:HB3	3:D:448:GLU:HA	1.91	0.51
3:D:647:ARG:HD2	9:D:9788:HOH:O	2.10	0.51
3:D:816:HIS:HA	9:D:9279:HOH:O	2.10	0.51
3:D:1109:GLU:CG	3:D:1202:GLN:H	2.24	0.51
3:D:1249:ALA:HB3	9:D:9801:HOH:O	2.10	0.51
1:L:133:GLU:HB3	9:L:3618:HOH:O	2.09	0.51
1:L:176:ARG:CZ	3:N:884:ARG:NH1	2.71	0.51
2:M:28:ARG:HG3	2:M:40:GLU:OE1	2.11	0.51
2:M:103:LYS:HA	2:M:103:LYS:NZ	2.24	0.51
2:M:614:ARG:HD3	9:M:2050:HOH:O	2.10	0.51
3:N:50:PHE:O	3:N:89:ARG:HD2	2.11	0.51
3:N:191:LEU:HD12	3:N:211:VAL:HG21	1.93	0.51

Continued on next page...

Continued from previous page...

Atom-1	Atom-2	Interatomic distance (Å)	Clash overlap (Å)
3:N:758:GLU:HB3	4:O:20:THR:HG21	1.93	0.51
3:N:1118:ILE:HG23	3:N:1346:ARG:HH12	1.74	0.51
3:N:1278:ASP:HA	3:N:1319:VAL:O	2.11	0.51
4:O:48:MET:HB2	4:O:54:LEU:HD12	1.92	0.51
5:P:82:ARG:HG2	5:P:86:HIS:CD2	2.44	0.51
1:A:9:PRO:HB3	1:A:25:LEU:HG	1.92	0.51
2:C:136:ILE:CD1	2:C:392:SER:HB2	2.41	0.51
2:C:379:GLU:HG3	9:C:9405:HOH:O	2.11	0.51
2:C:380:ALA:HA	2:C:383:ARG:CD	2.40	0.51
2:C:459:ALA:HA	9:C:2046:HOH:O	2.09	0.51
2:C:539:VAL:HG21	3:D:1067:VAL:CG1	2.40	0.51
2:C:551:GLU:OE1	2:C:906:PHE:HA	2.10	0.51
2:C:630:ARG:HE	2:C:705:ILE:CG2	2.23	0.51
2:C:670:GLN:HE22	2:C:699:PHE:CB	2.24	0.51
2:C:841:ASN:HD21	2:C:845:ASN:N	2.07	0.51
3:D:833:GLU:HG2	9:D:9511:HOH:O	2.10	0.51
3:D:1403:LEU:O	3:D:1407:LEU:HB2	2.10	0.51
5:F:357:ALA:HA	9:F:583:HOH:O	2.10	0.51
5:F:399:GLN:O	5:F:403:LYS:HB2	2.11	0.51
1:L:136:GLY:HA3	9:L:4499:HOH:O	2.10	0.51
2:M:9:ILE:HG12	2:M:907:ASP:OD2	2.10	0.51
2:M:201:GLY:HA2	9:M:2103:HOH:O	2.09	0.51
2:M:211:LEU:HG	2:M:308:ARG:HG3	1.91	0.51
2:M:549:PHE:HE1	2:M:909:ALA:HB3	1.75	0.51
2:M:611:ILE:HD13	2:M:625:LEU:HD11	1.92	0.51
2:M:732:ALA:HA	2:M:735:ARG:CZ	2.41	0.51
2:M:1074:GLU:HA	9:M:1982:HOH:O	2.09	0.51
3:N:558:LEU:HD13	5:P:145:PRO:CB	2.35	0.51
3:N:584:ASN:ND2	3:N:590:PRO:HD2	2.25	0.51
3:N:1281:VAL:HG23	3:N:1317:ASP:O	2.10	0.51
3:N:1462:LEU:HD22	3:N:1473:PRO:HD2	1.92	0.51
3:N:1495:ILE:HG23	9:N:9235:HOH:O	2.09	0.51
4:O:25:LYS:HG3	9:O:1782:HOH:O	2.10	0.51
4:O:54:LEU:HG	4:O:58:PRO:HD2	1.91	0.51
1:A:184:THR:HB	1:A:194:LYS:CE	2.40	0.51
2:C:172:ILE:HD12	2:C:172:ILE:N	2.24	0.51
2:C:183:SER:HB2	2:C:190:LYS:CD	2.41	0.51
2:C:333:ILE:N	2:C:333:ILE:HD12	2.25	0.51
2:C:504:GLU:HG3	9:C:9043:HOH:O	2.10	0.51
2:C:737:LEU:HD22	2:C:741:GLY:O	2.10	0.51
2:C:943:VAL:HG11	2:C:973:VAL:HG22	1.93	0.51

Continued on next page...

Continued from previous page...

Atom-1	Atom-2	Interatomic distance (Å)	Clash overlap (Å)
2:C:1007:ALA:HB2	3:D:648:MET:HG3	1.91	0.51
2:C:1106:ASP:HA	9:C:9127:HOH:O	2.11	0.51
3:D:243:ALA:HB2	9:D:2459:HOH:O	2.10	0.51
3:D:526:PRO:O	3:D:537:THR:HA	2.11	0.51
3:D:996:TRP:CE2	3:D:1056:PRO:HG2	2.45	0.51
5:F:392:VAL:HG13	9:F:551:HOH:O	2.11	0.51
1:L:30:ARG:NH2	2:M:854:PRO:HG3	2.26	0.51
1:L:98:THR:HG22	9:L:3535:HOH:O	2.11	0.51
1:L:206:THR:CG2	1:L:209:GLU:H	2.24	0.51
2:M:136:ILE:HG21	2:M:336:VAL:HG13	1.92	0.51
2:M:209:ARG:HB3	9:M:1448:HOH:O	2.10	0.51
2:M:313:LEU:HD13	2:M:321:GLU:CB	2.40	0.51
2:M:537:LYS:HD2	9:M:1233:HOH:O	2.10	0.51
2:M:732:ALA:HA	2:M:735:ARG:NH1	2.26	0.51
2:M:1096:ALA:C	3:N:13:ALA:HB2	2.30	0.51
3:N:53:ILE:HG23	3:N:54:LYS:N	2.24	0.51
3:N:209:ARG:NH1	3:N:397:LYS:HB2	2.25	0.51
3:N:684:LYS:HE2	3:N:686:GLU:OE1	2.10	0.51
3:N:1282:ARG:HD3	3:N:1295:GLU:OE2	2.11	0.51
4:O:35:PHE:HZ	4:O:60:ALA:HA	1.75	0.51
2:C:113:VAL:O	2:C:115:LEU:HD23	2.11	0.51
2:C:183:SER:HB2	2:C:190:LYS:HG2	1.92	0.51
2:C:244:PRO:HB3	9:C:9170:HOH:O	2.09	0.51
2:C:373:VAL:HG12	9:C:2035:HOH:O	2.09	0.51
2:C:413:LEU:H	2:C:413:LEU:CD1	2.17	0.51
2:C:874:LEU:CD2	3:D:787:LEU:HD22	2.29	0.51
2:C:913:GLU:HG3	9:C:9202:HOH:O	2.09	0.51
2:C:948:GLU:OE1	2:C:955:PRO:HA	2.11	0.51
3:D:23:TYR:CE1	3:D:89:ARG:HG2	2.45	0.51
3:D:52:PRO:CG	3:D:78:VAL:HG13	2.41	0.51
3:D:486:ARG:HD2	9:D:2277:HOH:O	2.11	0.51
3:D:800:LYS:HD3	3:D:804:LEU:HD22	1.92	0.51
3:D:1173:LEU:HA	9:D:9787:HOH:O	2.11	0.51
5:F:100:VAL:HG21	9:F:458:HOH:O	2.11	0.51
5:F:280:GLN:HB2	9:F:788:HOH:O	2.09	0.51
5:F:363:GLU:HA	5:F:367:MET:HG2	1.92	0.51
1:K:33:GLY:O	1:K:195:LEU:HD22	2.11	0.51
3:N:7:LYS:HE2	3:N:1458:GLU:OE2	2.10	0.51
3:N:44:LEU:HG	9:N:9296:HOH:O	2.10	0.51
3:N:191:LEU:HD13	3:N:195:VAL:HG11	1.93	0.51
3:N:698:LYS:HB2	9:N:9171:HOH:O	2.11	0.51

Continued on next page...

Continued from previous page...

Atom-1	Atom-2	Interatomic distance (Å)	Clash overlap (Å)
3:N:853:VAL:HG22	3:N:858:VAL:O	2.10	0.51
3:N:1312:LEU:HD22	9:N:2318:HOH:O	2.10	0.51
1:B:18:ARG:O	1:B:207:PRO:HD3	2.10	0.51
1:B:97:VAL:HG13	9:B:385:HOH:O	2.11	0.51
1:B:132:LEU:HG	9:B:508:HOH:O	2.10	0.51
2:C:159:ILE:HB	9:C:9134:HOH:O	2.09	0.51
2:C:174:LEU:CD2	2:C:184:MET:HG3	2.41	0.51
2:C:212:GLY:HA2	9:C:9735:HOH:O	2.10	0.51
2:C:579:VAL:HB	2:C:890:LEU:CD2	2.40	0.51
2:C:1018:GLN:HB2	2:C:1058:ASP:OD2	2.10	0.51
3:D:149:LYS:HE2	9:D:2101:HOH:O	2.11	0.51
3:D:171:LEU:HD21	9:D:2706:HOH:O	2.10	0.51
3:D:435:VAL:HG21	9:D:9430:HOH:O	2.10	0.51
3:D:564:GLU:HG2	9:F:453:HOH:O	2.11	0.51
3:D:633:VAL:O	3:D:635:PRO:HD3	2.09	0.51
3:D:853:VAL:HG22	3:D:858:VAL:HG23	1.93	0.51
1:K:1:MET:SD	1:K:5:LYS:HB3	2.50	0.51
2:M:183:SER:HB3	2:M:190:LYS:HD3	1.92	0.51
2:M:625:LEU:HD13	2:M:639:GLN:O	2.11	0.51
2:M:810:ASP:HB3	2:M:813:VAL:CG2	2.41	0.51
2:M:874:LEU:HD12	3:N:784:ASP:OD2	2.11	0.51
2:M:1015:LEU:HD13	3:N:528:VAL:HG11	1.92	0.51
3:N:566:ILE:HD13	5:P:217:ASN:HB3	1.93	0.51
3:N:672:ALA:HB2	5:P:420:ASP:CG	2.30	0.51
3:N:1020:LEU:HD21	3:N:1038:LEU:HD12	1.92	0.51
3:N:1102:THR:HG22	3:N:1222:GLY:HA2	1.93	0.51
5:P:152:ASP:HB2	5:P:153:PRO:HD3	1.93	0.51
2:C:194:VAL:HG21	2:C:221:LEU:HA	1.93	0.51
2:C:426:ASP:HA	9:C:9778:HOH:O	2.11	0.51
2:C:705:ILE:HA	2:C:827:VAL:O	2.11	0.51
2:C:724:ARG:CD	2:C:740:GLU:HA	2.40	0.51
2:C:743:VAL:CG1	2:C:800:VAL:HG21	2.41	0.51
2:C:971:LYS:HB3	2:C:987:ILE:C	2.31	0.51
3:D:28:LYS:O	3:D:43:GLY:HA2	2.10	0.51
3:D:116:LEU:CD2	3:D:468:LEU:HD11	2.41	0.51
3:D:857:ILE:HG13	9:D:9158:HOH:O	2.11	0.51
3:D:1065:LEU:HD11	3:D:1070:TYR:CA	2.41	0.51
3:D:1065:LEU:HD11	3:D:1070:TYR:N	2.26	0.51
3:D:1425:THR:HG23	3:D:1426:LYS:N	2.25	0.51
1:K:213:GLN:O	1:K:217:ILE:HG13	2.11	0.51
1:L:183:ASP:HB3	9:L:3332:HOH:O	2.11	0.51

Continued on next page...

Continued from previous page...

Atom-1	Atom-2	Interatomic distance (Å)	Clash overlap (Å)
2:M:162:ILE:HD12	2:M:172:ILE:HB	1.92	0.51
2:M:167:LYS:HD3	2:M:168:ARG:N	2.26	0.51
2:M:435:TYR:C	2:M:437:ARG:H	2.13	0.51
2:M:807:ARG:NH2	2:M:809:GLY:H	2.08	0.51
3:N:153:LEU:HD11	3:N:158:TYR:CA	2.40	0.51
3:N:1379:VAL:HA	3:N:1420:LEU:HB3	1.93	0.51
5:P:366:ALA:HB3	5:P:367:MET:CE	2.41	0.51
1:B:112:ARG:HB3	1:B:112:ARG:HH11	1.75	0.51
1:B:123:MET:C	1:B:125:PRO:HD3	2.31	0.51
2:C:260:LEU:HD12	2:C:291:ALA:HB1	1.93	0.51
2:C:292:ARG:HG3	9:C:2047:HOH:O	2.09	0.51
2:C:374:ASN:HB2	9:C:9454:HOH:O	2.11	0.51
2:C:615:TYR:HB3	9:C:9476:HOH:O	2.09	0.51
2:C:666:LEU:CD2	2:C:668:LEU:HD11	2.41	0.51
2:C:735:ARG:HG2	2:C:735:ARG:HH11	1.76	0.51
2:C:744:ARG:HG3	2:C:747:ALA:HB2	1.92	0.51
3:D:135:LEU:HA	3:D:453:ASP:O	2.11	0.51
3:D:658:LEU:HB3	9:D:9268:HOH:O	2.10	0.51
3:D:1254:GLN:HB2	9:D:9660:HOH:O	2.11	0.51
4:E:48:MET:CB	4:E:54:LEU:HB2	2.41	0.51
5:F:407:LYS:HA	9:F:678:HOH:O	2.10	0.51
1:K:18:ARG:O	1:K:207:PRO:HD3	2.11	0.51
1:L:29:GLU:N	9:L:1714:HOH:O	2.43	0.51
2:M:182:VAL:HG22	9:M:1138:HOH:O	2.10	0.51
3:N:603:LEU:O	3:N:606:ILE:HB	2.10	0.51
3:N:971:LEU:HG	3:N:975:GLU:OE1	2.10	0.51
3:N:998:GLU:HG2	9:N:9198:HOH:O	2.11	0.51
3:N:1288:GLU:HB3	9:N:9820:HOH:O	2.10	0.51
5:P:128:ARG:NH1	5:P:128:ARG:HB2	2.25	0.51
1:A:138:LEU:HG	9:A:422:HOH:O	2.11	0.51
2:C:95:TYR:HE2	9:C:9064:HOH:O	1.94	0.51
2:C:690:ILE:CG2	2:C:852:ILE:HG13	2.41	0.51
3:D:18:ILE:HD12	3:D:518:PRO:HG3	1.93	0.51
3:D:186:VAL:HG23	3:D:211:VAL:CG1	2.41	0.51
3:D:628:ARG:HH11	3:D:744:GLN:NE2	2.09	0.51
3:D:1280:VAL:HG23	3:D:1295:GLU:O	2.11	0.51
3:D:1481:VAL:HG11	4:E:18:ARG:CA	2.37	0.51
3:N:77:GLY:O	3:N:78:VAL:HG23	2.11	0.51
3:N:443:VAL:HG11	3:N:445:ARG:NH2	2.26	0.51
3:N:661:MET:HA	3:N:666:ILE:CD1	2.40	0.51
3:N:1258:ARG:HE	3:N:1351:GLU:CD	2.14	0.51

Continued on next page...

Continued from previous page...

Atom-1	Atom-2	Interatomic distance (Å)	Clash overlap (Å)
3:N:1372:VAL:O	3:N:1375:MET:HB2	2.10	0.51
3:N:1464:GLU:HG2	3:N:1465:ASN:N	2.25	0.51
2:C:334:ARG:HD2	2:C:418:LEU:HD21	1.93	0.50
2:C:536:PRO:HB2	2:C:905:ILE:HD13	1.93	0.50
3:D:45:PHE:HD1	9:D:2217:HOH:O	1.93	0.50
3:D:165:LYS:CB	3:D:395:VAL:HG11	2.41	0.50
3:D:703:ASN:HD21	3:D:707:THR:HG23	1.77	0.50
3:D:748:HIS:HB2	9:D:9229:HOH:O	2.11	0.50
4:E:10:PHE:CE2	4:E:16:LYS:HG3	2.45	0.50
5:F:154:LYS:HB2	9:F:473:HOH:O	2.11	0.50
1:K:198:ARG:C	1:K:199:ILE:HD12	2.32	0.50
1:L:42:ARG:HG2	1:L:42:ARG:HH11	1.76	0.50
2:M:24:GLU:HG2	9:M:1557:HOH:O	2.10	0.50
2:M:78:PHE:CG	2:M:88:LEU:HD21	2.46	0.50
2:M:305:PRO:HA	2:M:308:ARG:HE	1.75	0.50
2:M:916:GLU:HA	9:M:1993:HOH:O	2.11	0.50
3:N:119:SER:HB3	3:N:123:LEU:N	2.23	0.50
3:N:210:ARG:NH1	3:N:398:ALA:HB3	2.24	0.50
3:N:469:ASP:OD1	3:N:471:GLU:HB2	2.11	0.50
3:N:564:GLU:HB2	9:N:2251:HOH:O	2.11	0.50
3:N:573:MET:SD	5:P:210:LEU:HD13	2.50	0.50
3:N:829:VAL:HG23	9:N:9623:HOH:O	2.12	0.50
3:N:1151:ARG:HA	3:N:1162:GLU:HG3	1.93	0.50
3:N:1210:SER:HA	9:N:2195:HOH:O	2.11	0.50
3:N:1442:ASN:N	9:N:9134:HOH:O	2.43	0.50
5:P:105:LYS:NZ	5:P:179:GLU:HB3	2.26	0.50
5:P:247:ILE:O	5:P:251:ILE:HG13	2.10	0.50
1:B:23:PHE:HE2	1:B:199:ILE:HD12	1.75	0.50
2:C:442:GLU:HG3	9:C:9216:HOH:O	2.11	0.50
2:C:893:ALA:O	2:C:897:LEU:HB2	2.11	0.50
2:C:1067:TYR:CE2	2:C:1071:ILE:HD11	2.46	0.50
3:D:155:ASP:HB3	3:D:159:ARG:HH22	1.76	0.50
3:D:396:VAL:HG13	3:D:446:VAL:O	2.12	0.50
3:D:558:LEU:HB3	9:F:838:HOH:O	2.11	0.50
3:D:1211:MET:SD	3:D:1213:ARG:HD2	2.50	0.50
5:F:141:VAL:O	5:F:145:PRO:HD2	2.11	0.50
5:F:196:VAL:HG13	5:F:213:ILE:HD11	1.93	0.50
1:K:5:LYS:O	1:K:8:ALA:HB2	2.11	0.50
1:K:36:LEU:O	1:K:40:LEU:HG	2.11	0.50
1:L:82:LEU:O	1:L:85:LEU:HB3	2.11	0.50
2:M:207:LEU:HD13	2:M:221:LEU:CD1	2.42	0.50

Continued on next page...

Continued from previous page...

Atom-1	Atom-2	Interatomic distance (Å)	Clash overlap (Å)
2:M:254:VAL:HG13	2:M:258:TYR:HE1	1.74	0.50
3:N:118:LEU:HB2	9:N:9131:HOH:O	2.11	0.50
3:N:169:TYR:N	3:N:170:PRO:CD	2.74	0.50
3:N:891:GLU:HB2	9:N:9885:HOH:O	2.11	0.50
4:O:94:PRO:HA	9:O:4330:HOH:O	2.10	0.50
5:P:249:ARG:HG3	5:P:253:ASP:OD1	2.10	0.50
5:P:415:THR:HB	9:P:538:HOH:O	2.10	0.50
1:A:99:LEU:HB3	1:A:114:PHE:CD2	2.46	0.50
2:C:19:THR:HG22	2:C:22:GLN:HB2	1.92	0.50
2:C:199:VAL:HG22	9:C:9445:HOH:O	2.12	0.50
2:C:551:GLU:HB3	2:C:906:PHE:HD2	1.76	0.50
2:C:569:VAL:O	2:C:571:LEU:HD12	2.12	0.50
2:C:722:ILE:HD12	2:C:823:VAL:HG21	1.93	0.50
2:C:753:ASP:HA	9:C:9600:HOH:O	2.11	0.50
2:C:1094:ALA:HB1	3:D:603:LEU:HD22	1.92	0.50
3:D:628:ARG:HD3	3:D:744:GLN:CD	2.32	0.50
3:D:639:LEU:HD13	9:E:107:HOH:O	2.11	0.50
3:D:724:GLN:C	3:D:724:GLN:HE21	2.15	0.50
5:F:94:LEU:HD22	5:F:97:GLU:HG2	1.93	0.50
1:L:112:ARG:HB2	9:L:6104:HOH:O	2.11	0.50
2:M:241:LEU:HD12	9:M:1745:HOH:O	2.12	0.50
2:M:397:GLU:H	2:M:633:GLN:CD	2.13	0.50
3:N:475:LYS:HE3	9:N:9667:HOH:O	2.11	0.50
3:N:516:ALA:HB3	9:N:9851:HOH:O	2.12	0.50
3:N:817:GLU:CD	3:N:839:LEU:HD22	2.32	0.50
3:N:1478:SER:O	3:N:1482:ARG:HG3	2.11	0.50
1:B:57:TYR:HB2	9:B:316:HOH:O	2.11	0.50
1:B:188:GLN:HG3	9:D:2381:HOH:O	2.10	0.50
2:C:726:ILE:O	2:C:726:ILE:HG22	2.11	0.50
2:C:752:GLY:H	2:C:792:VAL:HB	1.76	0.50
2:C:952:LEU:HD12	2:C:969:GLN:OE1	2.11	0.50
2:C:1054:THR:HG21	2:C:1079:PRO:HB3	1.92	0.50
9:C:9929:HOH:O	3:D:1068:LEU:HD11	2.11	0.50
3:D:1066:THR:OG1	3:D:1067:VAL:N	2.43	0.50
3:D:1236:LEU:HA	3:D:1359:GLN:OE1	2.12	0.50
9:D:9550:HOH:O	5:F:421:PHE:HB2	2.10	0.50
5:F:282:LEU:CD1	5:F:286:PRO:HG3	2.41	0.50
1:K:58:ILE:HG21	1:K:68:ILE:HD11	1.94	0.50
2:M:231:PRO:HA	9:M:1364:HOH:O	2.11	0.50
2:M:432:ARG:NH2	3:N:1047:LYS:HD3	2.26	0.50
2:M:604:ALA:HB3	2:M:612:VAL:O	2.11	0.50

Continued on next page...

Continued from previous page...

Atom-1	Atom-2	Interatomic distance (Å)	Clash overlap (Å)
2:M:606:VAL:HG22	2:M:645:VAL:HG13	1.94	0.50
2:M:631:SER:HB3	2:M:637:LEU:HD21	1.94	0.50
2:M:757:GLY:HA2	2:M:789:SER:HB3	1.92	0.50
2:M:770:GLU:HG2	3:N:65:ARG:HH22	1.77	0.50
3:N:473:LEU:HD21	3:N:495:ARG:NH1	2.27	0.50
3:N:1118:ILE:HG21	3:N:1346:ARG:HH22	1.75	0.50
3:N:1189:ARG:NH1	3:N:1201:CYS:SG	2.84	0.50
3:N:1292:VAL:O	3:N:1303:TYR:HB2	2.12	0.50
4:O:31:LEU:HG	4:O:35:PHE:HE1	1.76	0.50
1:B:122:ILE:HD11	9:B:455:HOH:O	2.11	0.50
2:C:9:ILE:HD11	9:C:9893:HOH:O	2.10	0.50
2:C:169:GLY:HA3	9:C:9863:HOH:O	2.10	0.50
2:C:195:LEU:HD13	9:C:2092:HOH:O	2.10	0.50
3:D:22:SER:OG	3:D:91:GLY:HA2	2.12	0.50
3:D:169:TYR:N	3:D:170:PRO:CD	2.75	0.50
3:D:464:LEU:O	3:D:468:LEU:HG	2.11	0.50
3:D:519:VAL:HA	3:D:544:TYR:OH	2.12	0.50
5:F:153:PRO:HG2	5:F:154:LYS:H	1.76	0.50
1:K:63:HIS:HD2	1:K:65:PHE:H	1.58	0.50
1:K:99:LEU:CD2	1:K:122:ILE:HD11	2.41	0.50
1:K:156:HIS:HD2	1:K:157:GLY:N	2.10	0.50
1:K:197:LEU:HD23	1:K:197:LEU:H	1.76	0.50
1:L:150:TYR:HE2	1:L:152:PRO:HG3	1.76	0.50
2:M:9:ILE:HG12	2:M:907:ASP:CG	2.31	0.50
2:M:63:GLY:O	2:M:103:LYS:HE2	2.10	0.50
2:M:253:ALA:HB3	9:M:1190:HOH:O	2.11	0.50
2:M:339:LEU:HD22	2:M:391:LEU:HD13	1.93	0.50
3:N:441:ARG:HB3	9:N:9669:HOH:O	2.11	0.50
3:N:562:ALA:HB1	3:N:567:ILE:CD1	2.41	0.50
3:N:586:ARG:HB2	9:N:2411:HOH:O	2.11	0.50
3:N:729:HIS:CE1	3:N:731:LEU:HG	2.46	0.50
4:O:51:LEU:HD12	4:O:52:GLU:H	1.75	0.50
5:P:169:GLU:H	5:P:169:GLU:CD	2.14	0.50
2:C:39:ARG:NE	2:C:39:ARG:HA	2.26	0.50
2:C:53:PRO:HG3	9:C:2143:HOH:O	2.12	0.50
2:C:57:GLU:OE1	2:C:63:GLY:HA2	2.11	0.50
2:C:184:MET:HB2	2:C:193:LEU:CD1	2.42	0.50
2:C:384:GLU:CD	2:C:388:ARG:HH21	2.15	0.50
2:C:437:ARG:HA	9:C:9653:HOH:O	2.12	0.50
2:C:676:ILE:O	3:D:948:THR:HG22	2.11	0.50
2:C:1052:MET:HG3	3:D:623:VAL:HG22	1.93	0.50

Continued on next page...

Continued from previous page...

Atom-1	Atom-2	Interatomic distance (Å)	Clash overlap (Å)
2:C:1068:GLU:O	2:C:1072:LYS:HG2	2.11	0.50
3:D:135:LEU:CD1	3:D:147:VAL:HG23	2.38	0.50
3:D:517:VAL:HG11	3:D:581:LEU:HD21	1.93	0.50
3:D:554:LEU:O	3:D:558:LEU:HG	2.12	0.50
3:D:666:ILE:HD12	3:D:666:ILE:N	2.24	0.50
3:D:1359:GLN:HB3	9:D:9265:HOH:O	2.12	0.50
3:D:1468:LEU:HD13	3:D:1470:ARG:HD3	1.93	0.50
3:D:1495:ILE:HG12	4:E:80:VAL:HG11	1.94	0.50
5:F:422:LEU:HD23	5:F:422:LEU:N	2.27	0.50
1:L:71:VAL:HG13	9:L:3336:HOH:O	2.11	0.50
2:M:31:GLN:OE1	2:M:38:LYS:HB2	2.12	0.50
2:M:226:VAL:HG22	2:M:230:ARG:NH2	2.26	0.50
2:M:561:GLY:HA3	2:M:842:ARG:O	2.12	0.50
2:M:592:LEU:HA	9:M:1416:HOH:O	2.11	0.50
2:M:601:GLY:O	2:M:648:ARG:HA	2.12	0.50
2:M:1075:ASP:OD1	4:O:28:GLN:HG3	2.11	0.50
3:N:42:ASP:O	3:N:43:GLY:O	2.29	0.50
3:N:165:LYS:HB2	3:N:395:VAL:HG11	1.93	0.50
3:N:169:TYR:HA	3:N:392:SER:HA	1.94	0.50
3:N:551:ASN:O	3:N:554:LEU:HB3	2.11	0.50
3:N:907:GLU:HG2	3:N:908:LYS:N	2.27	0.50
3:N:1068:LEU:O	3:N:1072:ILE:HG12	2.12	0.50
2:C:54:ILE:HG23	2:C:54:ILE:O	2.12	0.50
2:C:743:VAL:HG11	2:C:800:VAL:HG21	1.93	0.50
2:C:759:THR:HB	2:C:785:VAL:CG2	2.41	0.50
2:C:968:LEU:HD11	9:C:9220:HOH:O	2.12	0.50
2:C:1085:PHE:CE1	2:C:1111:ILE:HG21	2.47	0.50
3:D:412:GLY:O	3:D:421:LEU:HB3	2.11	0.50
3:D:432:TYR:HA	3:D:448:GLU:O	2.11	0.50
3:D:493:ARG:HG2	3:D:493:ARG:HH11	1.77	0.50
3:D:563:PRO:HB3	9:F:445:HOH:O	2.11	0.50
3:D:587:ARG:HG2	3:D:587:ARG:HH11	1.76	0.50
3:D:675:ARG:HD3	9:D:2630:HOH:O	2.12	0.50
3:D:683:ILE:HG22	9:D:2014:HOH:O	2.12	0.50
3:D:965:GLU:OE1	3:D:965:GLU:HA	2.12	0.50
3:D:1087:ARG:CG	3:D:1234:THR:HA	2.42	0.50
3:D:1283:ILE:N	3:D:1315:ASP:OD1	2.45	0.50
3:D:1396:GLU:O	3:D:1400:VAL:HG23	2.12	0.50
4:E:31:LEU:HD12	4:E:32:ARG:CD	2.41	0.50
5:F:123:ASP:OD2	5:F:126:LEU:HD22	2.12	0.50
5:F:403:LYS:NZ	5:F:406:ARG:HB2	2.27	0.50

Continued on next page...

Continued from previous page...

Atom-1	Atom-2	Interatomic distance (Å)	Clash overlap (Å)
1:K:101:LEU:HG	1:K:113:ASP:O	2.12	0.50
1:L:101:LEU:HG	1:L:114:PHE:HA	1.94	0.50
2:M:79:PRO:HG2	2:M:82:GLU:HB2	1.93	0.50
2:M:184:MET:HB2	2:M:193:LEU:CD1	2.42	0.50
2:M:427:VAL:HG11	9:M:1672:HOH:O	2.10	0.50
2:M:520:GLU:N	9:M:1671:HOH:O	2.41	0.50
2:M:863:ASP:O	2:M:865:THR:N	2.44	0.50
3:N:524:LEU:HD23	9:N:9183:HOH:O	2.12	0.50
3:N:681:ARG:HB3	3:N:681:ARG:NH1	2.26	0.50
3:N:980:MET:HB3	3:N:982:PHE:CD1	2.47	0.50
3:N:1262:LEU:CD2	3:N:1351:GLU:HG3	2.41	0.50
3:N:1282:ARG:HA	3:N:1315:ASP:OD1	2.11	0.50
5:P:153:PRO:O	5:P:157:GLU:HG2	2.12	0.50
1:A:9:PRO:HB3	1:A:25:LEU:HD21	1.94	0.50
1:A:185:ARG:HB3	9:A:497:HOH:O	2.11	0.50
1:B:140:MET:N	1:B:140:MET:SD	2.85	0.50
2:C:329:GLY:H	2:C:488:ALA:HB3	1.74	0.50
2:C:579:VAL:CG1	2:C:887:GLU:HG3	2.36	0.50
2:C:604:ALA:HB3	2:C:612:VAL:O	2.12	0.50
2:C:720:GLU:HA	2:C:759:THR:O	2.12	0.50
3:D:65:ARG:CG	3:D:66:GLN:H	2.14	0.50
3:D:483:HIS:ND1	3:D:483:HIS:N	2.59	0.50
3:D:561:GLY:HA2	5:F:132:ARG:NH2	2.26	0.50
3:D:571:LYS:NZ	3:D:571:LYS:HB2	2.26	0.50
3:D:685:ASP:HB2	9:D:2219:HOH:O	2.11	0.50
3:D:860:LEU:HA	3:D:877:PRO:HB2	1.92	0.50
3:D:865:THR:HG21	9:D:2307:HOH:O	2.11	0.50
3:D:895:VAL:O	3:D:899:LEU:HG	2.12	0.50
3:D:992:ILE:O	3:D:995:LEU:HB3	2.12	0.50
5:F:102:LEU:HD13	5:F:187:LEU:CA	2.42	0.50
1:L:89:PHE:CE2	1:L:146:ARG:HB3	2.47	0.50
2:M:22:GLN:O	2:M:121:MET:HE1	2.12	0.50
2:M:101:ILE:HG22	2:M:102:HIS:N	2.26	0.50
2:M:140:ILE:H	2:M:140:ILE:HD12	1.77	0.50
2:M:242:LEU:HD12	9:M:1962:HOH:O	2.12	0.50
2:M:381:ALA:HA	9:M:1661:HOH:O	2.11	0.50
3:N:546:ARG:HD3	9:P:514:HOH:O	2.12	0.50
3:N:1112:CYS:HA	3:N:1195:GLN:HE22	1.76	0.50
3:N:1240:THR:HG23	9:N:9436:HOH:O	2.11	0.50
3:N:1242:HIS:CE1	3:N:1266:ARG:HD3	2.47	0.50
3:N:1335:LEU:HD23	3:N:1344:VAL:HA	1.93	0.50

Continued on next page...

Continued from previous page...

Atom-1	Atom-2	Interatomic distance (Å)	Clash overlap (Å)
3:N:1380:GLU:HG2	3:N:1418:LYS:HD3	1.93	0.50
5:P:338:LEU:HG	9:P:531:HOH:O	2.12	0.50
1:B:86:VAL:HG23	9:B:594:HOH:O	2.12	0.50
2:C:380:ALA:HA	2:C:383:ARG:HG2	1.94	0.50
2:C:553:ASP:HA	2:C:881:ASN:HA	1.94	0.50
3:D:700:VAL:HG22	3:D:718:PRO:HG3	1.94	0.50
3:D:844:ALA:HB3	3:D:848:GLU:OE2	2.12	0.50
3:D:1004:THR:O	3:D:1007:VAL:HG22	2.12	0.50
3:D:1147:ARG:O	3:D:1166:LEU:HD23	2.12	0.50
3:D:1176:LYS:HA	3:D:1179:GLU:OE1	2.12	0.50
3:D:1336:LEU:HD22	3:D:1421:LEU:HB2	1.94	0.50
5:F:138:SER:HB2	5:F:140:ARG:HG2	1.93	0.50
5:F:268:ILE:HD11	9:F:522:HOH:O	2.10	0.50
5:F:409:LYS:HD3	9:F:686:HOH:O	2.11	0.50
2:M:251:ASP:HB3	2:M:252:LYS:HD2	1.94	0.50
2:M:292:ARG:HD2	2:M:299:LYS:HD3	1.93	0.50
2:M:749:VAL:HG12	2:M:753:ASP:HB2	1.93	0.50
3:N:178:LEU:HD22	9:N:9728:HOH:O	2.12	0.50
3:N:644:LEU:HD12	3:N:645:PRO:CD	2.41	0.50
3:N:1035:ILE:HG22	3:N:1039:CYS:SG	2.52	0.50
3:N:1080:GLY:HA3	9:N:9498:HOH:O	2.10	0.50
2:C:76:PRO:HG2	9:C:9648:HOH:O	2.11	0.49
2:C:286:SER:HB3	2:C:299:LYS:HE3	1.94	0.49
2:C:397:GLU:HB3	9:C:9154:HOH:O	2.10	0.49
2:C:398:THR:HG22	2:C:568:ALA:O	2.11	0.49
2:C:630:ARG:NH2	2:C:706:GLU:C	2.66	0.49
2:C:691:SER:HB2	2:C:858:MET:SD	2.52	0.49
3:D:601:ARG:HG3	3:D:605:ASP:CB	2.42	0.49
3:D:759:ALA:HA	3:D:763:MET:HB3	1.94	0.49
3:D:817:GLU:OE2	3:D:839:LEU:HD22	2.11	0.49
3:D:1355:VAL:HG23	9:D:9685:HOH:O	2.10	0.49
3:D:1372:VAL:HG23	3:D:1375:MET:HE3	1.94	0.49
3:D:1412:LYS:HD2	9:D:2744:HOH:O	2.12	0.49
5:F:188:ILE:HA	9:F:658:HOH:O	2.11	0.49
1:L:78:ILE:O	1:L:82:LEU:HG	2.12	0.49
2:M:80:GLN:HG3	9:M:2237:HOH:O	2.11	0.49
2:M:239:PHE:CZ	2:M:254:VAL:HB	2.47	0.49
2:M:253:ALA:HB1	9:M:2202:HOH:O	2.12	0.49
2:M:295:ASP:HB2	9:M:1770:HOH:O	2.11	0.49
2:M:481:ASP:HB2	9:M:1768:HOH:O	2.12	0.49
2:M:607:ASP:HB2	2:M:610:ARG:NH1	2.27	0.49

Continued on next page...

Continued from previous page...

Atom-1	Atom-2	Interatomic distance (Å)	Clash overlap (Å)
2:M:948:GLU:HB3	2:M:953:VAL:HG23	1.93	0.49
2:M:1115:LEU:HD12	2:M:1115:LEU:N	2.27	0.49
3:N:85:VAL:HG11	3:N:89:ARG:NH2	2.27	0.49
3:N:776:GLU:HB3	3:N:912:LYS:HE2	1.94	0.49
3:N:949:ILE:HD11	3:N:1023:MET:CE	2.42	0.49
3:N:973:GLN:HA	3:N:976:GLN:NE2	2.26	0.49
3:N:1090:ASP:HA	3:N:1093:TYR:HB2	1.93	0.49
3:N:1261:GLU:HB3	9:N:2134:HOH:O	2.12	0.49
5:P:269:ASN:HD21	5:P:273:ARG:CZ	2.24	0.49
5:P:372:ARG:HB2	9:P:766:HOH:O	2.12	0.49
1:B:124:ASN:ND2	1:B:127:LEU:HD22	2.27	0.49
1:B:159:LYS:HD3	1:B:159:LYS:N	2.27	0.49
2:C:674:VAL:HG11	2:C:992:MET:HB3	1.94	0.49
2:C:703:ILE:HD11	2:C:830:LYS:HG2	1.93	0.49
2:C:1096:ALA:HB2	3:D:101:HIS:CD2	2.48	0.49
3:D:171:LEU:HD13	3:D:389:GLU:O	2.12	0.49
3:D:179:VAL:HG22	3:D:389:GLU:CD	2.32	0.49
4:E:54:LEU:HD21	9:E:101:HOH:O	2.12	0.49
4:E:64:ALA:HA	4:E:67:GLU:CD	2.32	0.49
2:M:264:PRO:HB3	2:M:289:THR:CB	2.42	0.49
2:M:497:ALA:HA	2:M:515:ALA:HA	1.93	0.49
2:M:673:LEU:HD22	2:M:867:VAL:HA	1.94	0.49
3:N:22:SER:HA	3:N:90:MET:O	2.13	0.49
3:N:81:THR:HG22	3:N:82:LYS:H	1.77	0.49
3:N:165:LYS:CB	3:N:395:VAL:HG11	2.43	0.49
3:N:488:ARG:HD3	9:N:9642:HOH:O	2.11	0.49
3:N:500:ARG:HD2	9:N:9803:HOH:O	2.11	0.49
3:N:785:ILE:HD12	3:N:785:ILE:N	2.26	0.49
3:N:860:LEU:HA	3:N:877:PRO:HB2	1.93	0.49
3:N:980:MET:HB3	3:N:982:PHE:CE1	2.48	0.49
3:N:1129:THR:HG23	9:N:2064:HOH:O	2.12	0.49
9:N:9234:HOH:O	5:P:309:LYS:HB3	2.12	0.49
5:P:141:VAL:O	5:P:145:PRO:HD2	2.12	0.49
1:B:62:LEU:HD12	9:B:386:HOH:O	2.10	0.49
2:C:47:ALA:HB2	2:C:345:ARG:NH1	2.27	0.49
2:C:513:VAL:HB	9:C:2036:HOH:O	2.12	0.49
2:C:555:ALA:HB2	3:D:1070:TYR:HE2	1.78	0.49
2:C:836:GLY:HA2	3:D:725:SER:OG	2.11	0.49
2:C:1094:ALA:HA	9:D:2368:HOH:O	2.13	0.49
3:D:90:MET:HE2	3:D:519:VAL:O	2.12	0.49
3:D:102:ILE:HG13	9:D:9163:HOH:O	2.13	0.49

Continued on next page...

Continued from previous page...

Atom-1	Atom-2	Interatomic distance (Å)	Clash overlap (Å)
5:F:297:PRO:HA	9:F:639:HOH:O	2.11	0.49
1:K:58:ILE:HD13	1:K:140:MET:HB3	1.93	0.49
1:K:89:PHE:HD1	1:K:120:VAL:HG23	1.76	0.49
1:K:97:VAL:HG23	9:K:1348:HOH:O	2.11	0.49
1:L:127:LEU:HD12	1:L:128:HIS:H	1.76	0.49
2:M:41:ASN:HD22	2:M:41:ASN:H	1.60	0.49
2:M:42:VAL:HG12	2:M:43:GLY:H	1.77	0.49
2:M:470:PRO:HG2	2:M:538:GLN:OE1	2.12	0.49
2:M:909:ALA:C	2:M:910:LYS:HD2	2.32	0.49
2:M:1085:PHE:CE1	2:M:1111:ILE:HG21	2.47	0.49
3:N:120:ALA:HB1	9:N:2010:HOH:O	2.12	0.49
3:N:133:ILE:HD13	3:N:454:ALA:HB1	1.95	0.49
3:N:561:GLY:HA3	5:P:184:ARG:NH2	2.26	0.49
3:N:654:LYS:CE	3:N:674:ARG:HH22	2.25	0.49
3:N:850:LEU:O	3:N:853:VAL:HB	2.12	0.49
3:N:972:LEU:HD13	9:N:9514:HOH:O	2.12	0.49
3:N:1394:VAL:HG23	9:N:2210:HOH:O	2.12	0.49
3:N:1478:SER:HG	3:N:1480:PHE:HB3	1.76	0.49
5:P:414:ARG:HG2	5:P:414:ARG:HH11	1.77	0.49
2:C:110:GLU:HB2	2:C:368:THR:CG2	2.42	0.49
2:C:302:VAL:C	2:C:305:PRO:HD2	2.33	0.49
2:C:410:ILE:HD11	2:C:455:LEU:HD22	1.95	0.49
2:C:489:THR:HG23	9:C:9613:HOH:O	2.11	0.49
2:C:746:GLY:C	2:C:799:ILE:HG22	2.32	0.49
9:C:9546:HOH:O	3:D:1029:ARG:HB3	2.12	0.49
3:D:576:GLU:C	3:D:576:GLU:CD	2.71	0.49
3:D:1168:MET:HE1	3:D:1171:VAL:HB	1.94	0.49
4:E:17:TYR:N	4:E:17:TYR:CD2	2.78	0.49
5:F:223:ALA:HB2	5:F:242:TRP:HB2	1.94	0.49
5:F:263:HIS:HB3	9:F:740:HOH:O	2.12	0.49
5:F:282:LEU:HD11	5:F:286:PRO:HG3	1.93	0.49
5:F:374:GLY:HA2	9:F:564:HOH:O	2.11	0.49
1:K:112:ARG:NH1	1:K:125:PRO:HB2	2.27	0.49
1:L:64:GLU:HG3	1:L:165:ILE:HD12	1.94	0.49
1:L:176:ARG:HG3	1:L:200:TRP:CE3	2.48	0.49
2:M:51:THR:HA	9:M:1601:HOH:O	2.12	0.49
2:M:109:LYS:HE3	9:M:1380:HOH:O	2.11	0.49
2:M:339:LEU:HB3	2:M:385:PHE:HZ	1.77	0.49
2:M:408:ARG:HB2	2:M:455:LEU:HD22	1.93	0.49
2:M:490:GLU:HG2	2:M:494:TYR:CE1	2.47	0.49
2:M:577:PRO:HG3	2:M:993:PHE:CE1	2.47	0.49

Continued on next page...

Continued from previous page...

Atom-1	Atom-2	Interatomic distance (Å)	Clash overlap (Å)
2:M:1015:LEU:HD13	3:N:528:VAL:HG21	1.95	0.49
3:N:28:LYS:NZ	3:N:552:ASN:HD22	2.10	0.49
3:N:178:LEU:HD23	3:N:181:ASP:OD2	2.12	0.49
3:N:616:GLN:HA	3:N:616:GLN:NE2	2.25	0.49
3:N:1476:THR:CG2	4:O:21:VAL:HG22	2.36	0.49
5:P:162:LYS:HG3	9:P:601:HOH:O	2.12	0.49
5:P:347:GLN:HA	5:P:350:LEU:HD22	1.94	0.49
1:A:18:ARG:HH12	1:A:88:ARG:NH1	2.10	0.49
1:A:30:ARG:NE	1:A:191:ASP:HB3	2.26	0.49
1:B:103:ALA:HB1	1:B:107:LYS:CE	2.42	0.49
2:C:146:VAL:HG22	2:C:162:ILE:HG23	1.94	0.49
2:C:671:ASN:ND2	2:C:671:ASN:H	2.10	0.49
2:C:724:ARG:CG	2:C:740:GLU:HA	2.42	0.49
2:C:815:LEU:HD12	9:C:9978:HOH:O	2.13	0.49
2:C:1098:ASP:C	2:C:1098:ASP:OD1	2.50	0.49
3:D:567:ILE:HG22	3:D:571:LYS:HZ1	1.77	0.49
3:D:789:LEU:HD22	3:D:882:PHE:HD1	1.77	0.49
3:D:815:ALA:HB3	9:D:2551:HOH:O	2.11	0.49
3:D:924:MET:HB3	4:E:7:ASP:OD1	2.13	0.49
3:D:1119:SER:HA	3:D:1186:VAL:O	2.12	0.49
3:D:1140:ILE:O	3:D:1144:LEU:HD12	2.12	0.49
3:D:1256:LEU:HA	3:D:1259:VAL:HG23	1.94	0.49
4:E:29:GLN:HB2	4:E:33:HIS:NE2	2.27	0.49
4:E:33:HIS:HD2	9:E:151:HOH:O	1.96	0.49
2:M:141:HIS:HB3	2:M:418:LEU:HD23	1.94	0.49
2:M:418:LEU:N	2:M:418:LEU:HD12	2.27	0.49
2:M:610:ARG:HD2	2:M:612:VAL:HG23	1.95	0.49
2:M:860:HIS:CE1	2:M:975:TYR:HB2	2.48	0.49
2:M:1067:TYR:CE2	5:P:342:VAL:HA	2.46	0.49
2:M:1095:LEU:HD23	3:N:582:LEU:HD22	1.94	0.49
3:N:661:MET:HE2	3:N:677:LEU:HD11	1.95	0.49
3:N:757:ALA:HA	9:O:6768:HOH:O	2.11	0.49
3:N:829:VAL:H	3:N:835:SER:HB2	1.77	0.49
3:N:861:GLN:CD	3:N:861:GLN:H	2.16	0.49
3:N:1009:LYS:HA	3:N:1012:GLU:OE2	2.13	0.49
3:N:1264:GLU:HG2	3:N:1266:ARG:CZ	2.41	0.49
4:O:37:ASN:HA	4:O:93:TYR:CE2	2.47	0.49
1:A:127:LEU:C	1:A:127:LEU:HD12	2.33	0.49
2:C:5:ARG:HG2	2:C:5:ARG:HH11	1.76	0.49
2:C:510:ALA:HB3	2:C:513:VAL:HG23	1.93	0.49
2:C:585:GLU:O	2:C:588:VAL:HG22	2.13	0.49

Continued on next page...

Continued from previous page...

Atom-1	Atom-2	Interatomic distance (Å)	Clash overlap (Å)
2:C:704:HIS:HB2	2:C:831:ARG:NE	2.27	0.49
3:D:32:ILE:O	5:F:258:ILE:HD12	2.13	0.49
3:D:160:GLU:HG3	9:D:2065:HOH:O	2.12	0.49
3:D:493:ARG:NH2	3:D:1389:LEU:N	2.60	0.49
3:D:805:GLU:OE1	3:D:805:GLU:O	2.31	0.49
5:F:124:PRO:HB2	9:F:642:HOH:O	2.11	0.49
5:F:316:SER:C	5:F:318:GLU:N	2.62	0.49
1:L:81:ASN:HB2	9:L:3134:HOH:O	2.11	0.49
1:L:156:HIS:ND1	1:L:158:ILE:HG12	2.27	0.49
2:M:15:LEU:HD22	2:M:18:LEU:HD11	1.95	0.49
2:M:267:TYR:CD1	2:M:272:ALA:HB1	2.47	0.49
2:M:512:ARG:HD3	9:M:1205:HOH:O	2.12	0.49
2:M:542:VAL:HB	9:M:1641:HOH:O	2.12	0.49
2:M:783:ARG:HG2	2:M:785:VAL:HG12	1.94	0.49
2:M:1012:PRO:HG2	9:M:2087:HOH:O	2.12	0.49
3:N:107:ASP:HB3	9:N:9434:HOH:O	2.11	0.49
3:N:171:LEU:HD22	3:N:390:PRO:HG3	1.95	0.49
3:N:430:ASP:HB2	9:N:2649:HOH:O	2.12	0.49
3:N:920:LEU:HD21	9:N:2253:HOH:O	2.13	0.49
3:N:1133:ARG:HB2	9:N:9840:HOH:O	2.11	0.49
5:P:368:VAL:HG13	9:P:766:HOH:O	2.13	0.49
1:A:126:ASP:N	9:A:325:HOH:O	2.44	0.49
2:C:9:ILE:HG12	2:C:907:ASP:CG	2.31	0.49
2:C:376:ARG:HB3	2:C:377:PRO:HD3	1.95	0.49
2:C:575:GLN:OE1	2:C:670:GLN:HB3	2.13	0.49
2:C:771:GLU:HG2	9:F:623:HOH:O	2.11	0.49
3:D:115:LEU:HD22	3:D:502:PHE:CE1	2.45	0.49
3:D:539:ASP:CG	5:F:318:GLU:HB2	2.33	0.49
3:D:588:GLY:HA2	9:D:9743:HOH:O	2.11	0.49
3:D:804:LEU:HB3	9:D:9135:HOH:O	2.12	0.49
3:D:868:TYR:HB3	3:D:873:LEU:HD11	1.93	0.49
4:E:50:THR:HG23	9:E:215:HOH:O	2.11	0.49
5:F:79:ASP:HB3	5:F:80:PRO:CD	2.42	0.49
1:L:116:PRO:HB3	9:L:1408:HOH:O	2.12	0.49
2:M:818:GLY:HA3	9:M:1356:HOH:O	2.12	0.49
3:N:1253:THR:OG1	3:N:1258:ARG:HD2	2.12	0.49
5:P:167:PRO:HD3	9:P:592:HOH:O	2.12	0.49
1:A:72:LYS:HB3	1:A:73:GLU:OE2	2.13	0.49
1:A:97:VAL:HG23	9:A:555:HOH:O	2.13	0.49
1:B:183:ASP:HB2	9:B:424:HOH:O	2.13	0.49
2:C:98:LEU:HD12	2:C:98:LEU:N	2.27	0.49

Continued on next page...

Continued from previous page...

Atom-1	Atom-2	Interatomic distance (Å)	Clash overlap (Å)
2:C:186:VAL:HG23	2:C:187:ASN:N	2.22	0.49
2:C:249:LYS:HA	9:C:9082:HOH:O	2.12	0.49
2:C:480:THR:HG22	2:C:481:ASP:N	2.27	0.49
2:C:654:LEU:HD11	2:C:663:ASN:ND2	2.27	0.49
2:C:818:GLY:HA2	9:C:9069:HOH:O	2.13	0.49
2:C:1030:GLN:HB2	3:D:626:SER:HB2	1.93	0.49
2:C:1106:ASP:C	2:C:1107:ASN:HD22	2.16	0.49
3:D:44:LEU:HB3	3:D:525:ARG:NH2	2.27	0.49
3:D:531:ASP:HB2	9:D:2442:HOH:O	2.12	0.49
3:D:797:LYS:HZ3	3:D:1016:PRO:HB3	1.77	0.49
3:D:830:ALA:HA	9:D:9695:HOH:O	2.11	0.49
3:D:1002:LYS:HG3	9:D:2445:HOH:O	2.13	0.49
3:D:1185:GLU:HG3	9:D:2020:HOH:O	2.12	0.49
4:E:33:HIS:HB2	4:E:37:ASN:ND2	2.28	0.49
5:F:274:THR:O	5:F:278:LEU:HG	2.13	0.49
1:K:59:GLU:HG3	1:K:139:ASN:O	2.12	0.49
1:L:111:ALA:HB3	1:L:124:ASN:O	2.13	0.49
2:M:114:PHE:CE2	5:P:283:GLY:HA3	2.43	0.49
2:M:975:TYR:HA	2:M:982:PRO:HA	1.94	0.49
3:N:119:SER:H	3:N:123:LEU:CB	2.23	0.49
3:N:584:ASN:CG	3:N:590:PRO:HD2	2.33	0.49
3:N:787:LEU:HD12	3:N:787:LEU:O	2.13	0.49
3:N:835:SER:HB2	9:N:9623:HOH:O	2.13	0.49
9:N:9944:HOH:O	5:P:140:ARG:HD2	2.12	0.49
4:O:87:LYS:O	4:O:91:ARG:HG3	2.13	0.49
5:P:207:LEU:HA	9:P:647:HOH:O	2.13	0.49
1:A:14:ARG:CZ	1:A:24:VAL:HG23	2.42	0.49
1:B:44:LEU:HD13	1:B:177:VAL:HG12	1.94	0.49
1:B:101:LEU:HA	9:B:368:HOH:O	2.11	0.49
2:C:28:ARG:HD2	9:C:9482:HOH:O	2.11	0.49
2:C:80:GLN:HB3	2:C:84:ARG:HH21	1.77	0.49
2:C:173:ASP:HB3	9:C:9134:HOH:O	2.12	0.49
2:C:275:TYR:OH	2:C:487:THR:HG21	2.13	0.49
2:C:838:LYS:HG3	2:C:997:LEU:HB2	1.94	0.49
2:C:1107:ASN:HD22	2:C:1107:ASN:N	2.11	0.49
3:D:27:GLU:C	3:D:28:LYS:HD2	2.33	0.49
3:D:493:ARG:HH22	3:D:1389:LEU:CG	2.24	0.49
3:D:581:LEU:HD12	3:D:603:LEU:HD12	1.94	0.49
3:D:750:PRO:HB2	3:D:756:GLN:OE1	2.12	0.49
3:D:1141:GLU:HA	9:D:2295:HOH:O	2.13	0.49
3:D:1272:ALA:CA	3:D:1326:THR:HB	2.41	0.49

Continued on next page...

Continued from previous page...

Atom-1	Atom-2	Interatomic distance (Å)	Clash overlap (Å)
2:M:73:LEU:HD12	2:M:73:LEU:O	2.13	0.49
2:M:591:SER:HB2	9:M:1565:HOH:O	2.12	0.49
2:M:730:SER:O	2:M:734:LEU:HD13	2.12	0.49
2:M:744:ARG:HG3	2:M:747:ALA:HB2	1.95	0.49
3:N:661:MET:HA	3:N:666:ILE:HD11	1.94	0.49
3:N:951:ILE:HD12	3:N:1062:ARG:HE	1.77	0.49
3:N:1014:ASN:HA	9:N:2305:HOH:O	2.13	0.49
3:N:1054:GLU:HB2	9:N:9249:HOH:O	2.12	0.49
5:P:342:VAL:HG23	5:P:343:ASP:OD1	2.13	0.49
1:A:85:LEU:HA	1:A:124:ASN:HD22	1.78	0.49
2:C:15:LEU:HD12	2:C:586:ARG:HG3	1.94	0.49
2:C:19:THR:O	2:C:19:THR:HG22	2.13	0.49
2:C:218:VAL:HG22	2:C:221:LEU:CD2	2.43	0.49
2:C:630:ARG:HH22	2:C:707:ARG:N	2.11	0.49
2:C:837:ASP:O	2:C:848:VAL:HG13	2.13	0.49
2:C:949:LYS:HA	3:D:798:GLU:OE1	2.13	0.49
3:D:172:PRO:HG2	9:D:9683:HOH:O	2.13	0.49
3:D:437:VAL:HG21	9:D:9719:HOH:O	2.12	0.49
3:D:501:ALA:HB1	3:D:1453:ALA:HA	1.95	0.49
3:D:789:LEU:HD22	3:D:882:PHE:CD1	2.48	0.49
3:D:988:ARG:HD2	3:D:989:TYR:N	2.28	0.49
3:D:1120:VAL:HB	3:D:1144:LEU:HD21	1.94	0.49
3:D:1262:LEU:HD23	3:D:1352:ILE:CG1	2.43	0.49
3:D:1412:LYS:C	3:D:1414:PRO:HD3	2.33	0.49
5:F:81:VAL:HG12	5:F:85:LEU:CD1	2.43	0.49
1:L:112:ARG:HG3	9:L:6377:HOH:O	2.12	0.49
2:M:9:ILE:O	2:M:9:ILE:HG13	2.13	0.49
2:M:93:PRO:HG3	2:M:117:HIS:CE1	2.43	0.49
2:M:140:ILE:O	2:M:418:LEU:HD23	2.13	0.49
2:M:1015:LEU:N	5:P:333:ILE:O	2.46	0.49
3:N:32:ILE:HG12	3:N:38:LYS:O	2.13	0.49
3:N:182:GLY:HA2	9:N:9150:HOH:O	2.13	0.49
3:N:514:LEU:HD23	9:N:9120:HOH:O	2.13	0.49
3:N:523:ASP:O	3:N:526:PRO:HG3	2.13	0.49
3:N:888:GLU:HA	3:N:891:GLU:OE1	2.13	0.49
3:N:1106:VAL:HG21	3:N:1474:ALA:HB2	1.94	0.49
3:N:1137:ARG:O	3:N:1140:ILE:N	2.45	0.49
4:O:46:PRO:HD2	9:O:1272:HOH:O	2.11	0.49
5:P:102:LEU:HD22	5:P:183:ALA:O	2.12	0.49
1:A:128:HIS:NE2	1:A:131:THR:HG23	2.28	0.48
2:C:47:ALA:HA	2:C:50:GLU:OE2	2.13	0.48

Continued on next page...

Continued from previous page...

Atom-1	Atom-2	Interatomic distance (Å)	Clash overlap (Å)
2:C:143:SER:HB3	2:C:330:ASN:O	2.13	0.48
2:C:265:ARG:HB3	2:C:267:TYR:CE2	2.47	0.48
2:C:333:ILE:HD13	2:C:467:ILE:HG13	1.95	0.48
2:C:510:ALA:HB3	2:C:513:VAL:CG2	2.43	0.48
2:C:675:ALA:CA	2:C:989:VAL:HG12	2.39	0.48
2:C:1118:LYS:HD2	3:D:22:SER:O	2.12	0.48
3:D:178:LEU:HG	3:D:200:ASP:H	1.77	0.48
3:D:421:LEU:HD12	3:D:435:VAL:HG11	1.94	0.48
3:D:434:ARG:HB2	3:D:447:VAL:CG1	2.43	0.48
3:D:767:HIS:CD2	4:E:6:ILE:HG12	2.48	0.48
3:D:800:LYS:HE2	9:D:9324:HOH:O	2.13	0.48
3:D:875:THR:HG22	3:D:879:ARG:HB2	1.94	0.48
5:F:404:ALA:O	5:F:408:LEU:HB2	2.12	0.48
1:K:67:THR:OG1	2:M:608:GLY:HA3	2.13	0.48
1:K:91:ASN:HB2	9:K:4664:HOH:O	2.12	0.48
1:L:133:GLU:HA	9:L:1907:HOH:O	2.13	0.48
1:L:159:LYS:HD2	9:L:6173:HOH:O	2.12	0.48
3:N:18:ILE:HA	3:N:21:TRP:CZ3	2.48	0.48
3:N:171:LEU:HB2	3:N:390:PRO:CA	2.42	0.48
3:N:389:GLU:HG3	9:N:9445:HOH:O	2.12	0.48
3:N:396:VAL:HA	3:N:448:GLU:OE2	2.13	0.48
3:N:553:ARG:NH1	5:P:211:ASP:HA	2.27	0.48
3:N:829:VAL:HA	9:N:9268:HOH:O	2.13	0.48
3:N:952:ASP:HA	3:N:1062:ARG:NH2	2.27	0.48
3:N:992:ILE:O	3:N:995:LEU:HB3	2.12	0.48
3:N:1005:GLN:O	3:N:1009:LYS:HB2	2.12	0.48
3:N:1065:LEU:HD11	3:N:1069:GLU:HB2	1.95	0.48
1:B:99:LEU:HD11	9:B:455:HOH:O	2.12	0.48
2:C:69:LEU:HD12	2:C:97:ARG:HB3	1.95	0.48
2:C:281:LEU:HB2	2:C:309:TYR:CG	2.48	0.48
2:C:352:ALA:HA	2:C:355:VAL:CG1	2.43	0.48
2:C:498:GLN:CD	3:D:1068:LEU:HD12	2.33	0.48
3:D:22:SER:HA	3:D:90:MET:O	2.13	0.48
3:D:170:PRO:HG2	9:D:9947:HOH:O	2.14	0.48
3:D:445:ARG:HG2	3:D:445:ARG:HH11	1.79	0.48
3:D:584:ASN:CG	3:D:590:PRO:HD2	2.34	0.48
3:D:615:ARG:NH2	3:D:1440:PHE:HA	2.28	0.48
3:D:1045:MET:O	3:D:1053:PHE:HD1	1.95	0.48
3:D:1052:THR:HG22	9:D:2045:HOH:O	2.14	0.48
3:D:1068:LEU:C	3:D:1070:TYR:N	2.63	0.48
5:F:138:SER:O	5:F:141:VAL:HG12	2.13	0.48

Continued on next page...

Continued from previous page...

Atom-1	Atom-2	Interatomic distance (Å)	Clash overlap (Å)
1:K:72:LYS:NZ	2:M:644:VAL:HG12	2.29	0.48
2:M:198:ARG:HB3	9:M:1364:HOH:O	2.12	0.48
2:M:460:ARG:NH1	2:M:460:ARG:HB3	2.28	0.48
2:M:525:SER:OG	2:M:527:GLU:HG3	2.13	0.48
2:M:643:VAL:HG13	2:M:647:GLN:CD	2.33	0.48
2:M:927:GLY:HA2	2:M:930:LYS:CE	2.42	0.48
3:N:185:VAL:HG12	3:N:191:LEU:HD21	1.95	0.48
3:N:519:VAL:HG13	3:N:544:TYR:CZ	2.48	0.48
3:N:566:ILE:HG13	5:P:192:LEU:HD11	1.96	0.48
3:N:1198:TYR:HA	9:N:9899:HOH:O	2.12	0.48
5:P:401:GLU:HG3	5:P:402:ASN:N	2.28	0.48
1:A:95:GLN:HA	9:A:316:HOH:O	2.13	0.48
1:B:109:VAL:HG21	1:B:138:LEU:HD21	1.95	0.48
1:B:132:LEU:HD21	1:B:136:GLY:O	2.13	0.48
2:C:338:GLU:HA	2:C:341:THR:CG2	2.42	0.48
3:D:214:GLU:CD	3:D:390:PRO:HB2	2.33	0.48
3:D:797:LYS:NZ	3:D:1016:PRO:HB3	2.28	0.48
3:D:1050:GLY:HA2	9:D:9419:HOH:O	2.13	0.48
3:D:1124:GLN:NE2	3:D:1135:ARG:HA	2.29	0.48
3:D:1212:ALA:HA	9:D:2287:HOH:O	2.13	0.48
3:D:1465:ASN:ND2	3:D:1470:ARG:HH11	2.11	0.48
5:F:419:ARG:O	5:F:421:PHE:N	2.46	0.48
1:K:229:GLN:HB3	9:L:1928:HOH:O	2.13	0.48
2:M:20:GLU:HG3	9:M:2282:HOH:O	2.14	0.48
2:M:78:PHE:HB2	2:M:88:LEU:HD21	1.95	0.48
2:M:139:GLN:HE21	2:M:334:ARG:HD3	1.77	0.48
2:M:690:ILE:HG13	2:M:694:LEU:HD12	1.95	0.48
3:N:135:LEU:HD22	9:N:9205:HOH:O	2.13	0.48
3:N:177:ALA:HB3	9:N:9617:HOH:O	2.13	0.48
3:N:211:VAL:HG13	3:N:393:ILE:HA	1.96	0.48
3:N:243:ALA:HB3	9:N:2636:HOH:O	2.12	0.48
3:N:666:ILE:HA	3:N:684:LYS:NZ	2.29	0.48
5:P:157:GLU:HB2	9:P:425:HOH:O	2.12	0.48
5:P:349:LEU:HB2	9:P:452:HOH:O	2.13	0.48
1:A:2:LEU:O	1:A:6:LEU:HB3	2.13	0.48
2:C:44:ILE:HD13	2:C:344:PHE:CD1	2.49	0.48
2:C:79:PRO:HG2	2:C:82:GLU:HB2	1.95	0.48
2:C:395:LYS:HG2	2:C:397:GLU:HG2	1.96	0.48
2:C:503:LEU:HD13	2:C:507:ARG:O	2.13	0.48
2:C:630:ARG:HE	2:C:705:ILE:CB	2.25	0.48
3:D:167:GLU:HB2	9:D:2586:HOH:O	2.12	0.48

Continued on next page...

Continued from previous page...

Atom-1	Atom-2	Interatomic distance (Å)	Clash overlap (Å)
3:D:566:ILE:HG12	5:F:192:LEU:HD11	1.95	0.48
3:D:601:ARG:HG3	3:D:605:ASP:HB2	1.95	0.48
3:D:608:SER:HB2	3:D:1443:THR:OG1	2.13	0.48
3:D:1156:LEU:HD11	3:D:1177:ALA:HA	1.95	0.48
3:D:1401:GLU:OE1	3:D:1405:GLU:HB2	2.14	0.48
3:D:1402:ALA:HB2	3:D:1415:VAL:CG2	2.44	0.48
5:F:125:ASP:O	5:F:129:GLU:HG2	2.13	0.48
1:L:115:LEU:HD12	1:L:115:LEU:O	2.14	0.48
2:M:209:ARG:O	2:M:213:ALA:HB2	2.14	0.48
2:M:328:LEU:HD11	2:M:434:HIS:HD2	1.78	0.48
2:M:412:ALA:HB1	2:M:419:THR:HG23	1.96	0.48
2:M:420:ARG:HG3	2:M:422:ARG:HG2	1.95	0.48
2:M:565:GLN:HG2	2:M:995:MET:CE	2.44	0.48
3:N:563:PRO:HG3	5:P:188:ILE:HG21	1.96	0.48
3:N:685:ASP:HB3	9:N:9486:HOH:O	2.12	0.48
4:O:66:LYS:NZ	4:O:66:LYS:HB2	2.28	0.48
5:P:201:LYS:HB2	9:P:509:HOH:O	2.13	0.48
5:P:304:VAL:HG23	9:P:543:HOH:O	2.13	0.48
2:C:437:ARG:HG3	2:C:469:THR:HB	1.95	0.48
2:C:497:ALA:HA	2:C:515:ALA:HA	1.96	0.48
2:C:573:ARG:HG3	2:C:698:ASP:O	2.13	0.48
2:C:625:LEU:O	2:C:627:ARG:N	2.47	0.48
2:C:736:ASP:OD1	2:C:747:ALA:HB1	2.13	0.48
2:C:773:LEU:HD21	9:F:722:HOH:O	2.13	0.48
2:C:780:GLU:HG3	2:C:781:LYS:H	1.79	0.48
2:C:886:LEU:CD2	3:D:951:ILE:HG13	2.43	0.48
3:D:806:PHE:CZ	3:D:813:LEU:HB3	2.48	0.48
3:D:1338:ALA:HB2	9:D:2268:HOH:O	2.14	0.48
4:E:33:HIS:CG	4:E:89:MET:HG2	2.49	0.48
4:E:54:LEU:HG	4:E:58:PRO:CG	2.42	0.48
5:F:194:LEU:HB2	9:F:669:HOH:O	2.13	0.48
1:K:11:PHE:HE1	1:L:225:PHE:HD2	1.61	0.48
1:K:11:PHE:CE1	1:L:225:PHE:HD2	2.32	0.48
1:L:34:VAL:HG22	1:L:181:VAL:HG21	1.96	0.48
1:L:52:ALA:HB2	1:L:170:VAL:O	2.14	0.48
1:L:184:THR:HB	1:L:194:LYS:NZ	2.27	0.48
1:L:213:GLN:O	1:L:217:ILE:HG13	2.13	0.48
2:M:403:SER:O	2:M:407:LYS:HG3	2.13	0.48
2:M:704:HIS:CD2	2:M:831:ARG:HH21	2.32	0.48
2:M:817:PRO:CB	5:P:309:LYS:HZ1	2.27	0.48
2:M:1085:PHE:CD2	3:N:1468:LEU:HA	2.41	0.48

Continued on next page...

Continued from previous page...

Atom-1	Atom-2	Interatomic distance (Å)	Clash overlap (Å)
2:M:1089:VAL:O	2:M:1093:GLN:HG3	2.14	0.48
2:M:1115:LEU:HB3	3:N:85:VAL:CG1	2.42	0.48
9:M:1411:HOH:O	5:P:351:SER:HA	2.12	0.48
3:N:202:VAL:HA	9:N:9842:HOH:O	2.12	0.48
3:N:207:PHE:CB	3:N:208:PRO:HD2	2.39	0.48
3:N:396:VAL:HG13	3:N:446:VAL:O	2.13	0.48
3:N:396:VAL:CG2	3:N:447:VAL:HB	2.41	0.48
3:N:411:THR:HG23	3:N:429:SER:OG	2.13	0.48
3:N:986:ARG:HD3	9:N:9116:HOH:O	2.14	0.48
3:N:1145:TYR:HE2	3:N:1168:MET:HB2	1.78	0.48
5:P:171:LYS:HE3	5:P:175:HIS:NE2	2.28	0.48
5:P:321:ILE:HG21	5:P:332:PHE:CE2	2.48	0.48
1:A:102:LYS:HG3	1:A:139:ASN:CB	2.43	0.48
1:B:123:MET:HA	9:B:326:HOH:O	2.13	0.48
2:C:8:ARG:HH11	2:C:10:ARG:NH2	2.10	0.48
2:C:12:VAL:HB	9:C:2276:HOH:O	2.12	0.48
2:C:170:PRO:HG2	2:C:258:TYR:CD2	2.48	0.48
2:C:569:VAL:HG23	2:C:635:THR:CG2	2.43	0.48
2:C:791:ARG:HB3	2:C:791:ARG:HH11	1.79	0.48
2:C:838:LYS:HE2	2:C:997:LEU:HB2	1.96	0.48
2:C:937:ASP:HB2	2:C:940:GLU:HB2	1.95	0.48
2:C:1060:ILE:CG2	2:C:1061:GLU:N	2.76	0.48
3:D:441:ARG:O	3:D:443:VAL:HG23	2.14	0.48
3:D:679:ARG:HB2	3:D:682:ASP:CG	2.34	0.48
3:D:818:ARG:HA	9:D:2451:HOH:O	2.13	0.48
3:D:1072:ILE:O	3:D:1075:HIS:HD2	1.96	0.48
3:D:1306:PRO:HB3	9:D:9535:HOH:O	2.12	0.48
3:D:1390:LEU:HB2	9:D:9725:HOH:O	2.13	0.48
2:M:333:ILE:O	2:M:465:GLY:HA3	2.13	0.48
2:M:411:SER:HB2	2:M:452:ILE:HG23	1.95	0.48
2:M:433:THR:HG21	2:M:488:ALA:HB1	1.95	0.48
2:M:873:PRO:O	2:M:876:VAL:HG23	2.14	0.48
3:N:104:PHE:HE2	3:N:1448:THR:HA	1.78	0.48
3:N:416:ALA:H	3:N:417:PRO:CD	2.27	0.48
3:N:1034:GLN:O	3:N:1037:GLN:HG3	2.13	0.48
3:N:1128:VAL:HG13	9:N:2064:HOH:O	2.13	0.48
3:N:1267:ARG:HH12	3:N:1331:ASP:HB2	1.78	0.48
3:N:1423:GLY:HA3	9:N:9510:HOH:O	2.13	0.48
5:P:398:ARG:HD2	9:P:837:HOH:O	2.13	0.48
1:B:73:GLU:HB2	1:B:78:ILE:HD11	1.95	0.48
3:D:117:ASP:HA	9:D:9152:HOH:O	2.13	0.48

Continued on next page...

Continued from previous page...

Atom-1	Atom-2	Interatomic distance (Å)	Clash overlap (Å)
3:D:251:PHE:HA	9:D:9540:HOH:O	2.14	0.48
3:D:477:LEU:HD22	3:D:492:ALA:HB1	1.96	0.48
3:D:792:ILE:O	3:D:878:GLY:HA3	2.13	0.48
3:D:868:TYR:H	3:D:873:LEU:HD11	1.78	0.48
3:D:1431:THR:HB	9:D:9583:HOH:O	2.13	0.48
5:F:116:LEU:HB3	5:F:127:ILE:HD13	1.96	0.48
1:K:42:ARG:HH12	2:M:857:ASP:CB	2.15	0.48
2:M:145:GLY:O	2:M:163:ILE:HG23	2.13	0.48
2:M:302:VAL:O	2:M:306:THR:HG23	2.14	0.48
2:M:462:ASP:HA	9:M:1149:HOH:O	2.13	0.48
2:M:480:THR:HG22	2:M:481:ASP:N	2.29	0.48
2:M:535:SER:HB2	2:M:537:LYS:HZ1	1.78	0.48
2:M:676:ILE:O	2:M:676:ILE:HG23	2.12	0.48
2:M:777:ILE:HG22	2:M:778:PHE:CD1	2.49	0.48
2:M:807:ARG:HE	2:M:809:GLY:H	1.61	0.48
2:M:933:GLY:HA2	9:M:1676:HOH:O	2.13	0.48
2:M:1109:VAL:HG22	9:N:2350:HOH:O	2.14	0.48
3:N:28:LYS:HB3	3:N:30:GLU:HG2	1.95	0.48
3:N:172:PRO:HB2	9:N:9445:HOH:O	2.14	0.48
3:N:187:LYS:HD2	9:N:2028:HOH:O	2.13	0.48
3:N:603:LEU:O	3:N:607:LEU:HD12	2.14	0.48
3:N:672:ALA:HB2	5:P:420:ASP:OD1	2.13	0.48
3:N:1326:THR:HG23	9:N:9288:HOH:O	2.13	0.48
3:N:1478:SER:OG	3:N:1480:PHE:HB3	2.13	0.48
5:P:417:LYS:HD2	9:P:544:HOH:O	2.14	0.48
1:A:18:ARG:NH1	1:A:88:ARG:CZ	2.76	0.48
1:B:45:LEU:HA	9:B:499:HOH:O	2.13	0.48
1:B:211:LEU:O	1:B:214:ALA:HB3	2.13	0.48
2:C:521:PRO:HB2	3:D:1055:VAL:CB	2.40	0.48
2:C:551:GLU:HB2	3:D:1064:GLY:HA2	1.95	0.48
2:C:1051:GLU:CD	3:D:751:LEU:H	2.15	0.48
3:D:400:VAL:HA	3:D:442:ASN:O	2.14	0.48
3:D:709:HIS:ND1	3:D:709:HIS:N	2.57	0.48
3:D:1412:LYS:HB2	9:D:2423:HOH:O	2.14	0.48
4:E:23:VAL:HG21	4:E:65:MET:HG2	1.95	0.48
4:E:70:THR:HG23	9:E:176:HOH:O	2.14	0.48
2:M:526:PRO:HG2	9:M:1590:HOH:O	2.13	0.48
2:M:618:GLY:HA3	9:M:1262:HOH:O	2.12	0.48
2:M:1000:MET:SD	2:M:1001:VAL:HG22	2.54	0.48
2:M:1090:LYS:HG2	2:M:1112:PHE:CZ	2.49	0.48
3:N:208:PRO:HB2	3:N:395:VAL:HG13	1.95	0.48

Continued on next page...

Continued from previous page...

Atom-1	Atom-2	Interatomic distance (Å)	Clash overlap (Å)
3:N:782:SER:O	3:N:786:ILE:HG13	2.13	0.48
3:N:1033:GLN:HE21	3:N:1036:ARG:NH1	1.87	0.48
3:N:1102:THR:HG22	3:N:1222:GLY:CA	2.44	0.48
3:N:1223:ILE:HD12	9:N:9657:HOH:O	2.14	0.48
3:N:1380:GLU:CG	3:N:1418:LYS:HD3	2.43	0.48
9:N:9211:HOH:O	4:O:50:THR:HG23	2.14	0.48
5:P:136:LEU:HB3	5:P:185:GLN:NE2	2.28	0.48
5:P:291:ILE:HG23	5:P:304:VAL:HG21	1.94	0.48
1:A:106:PRO:HG3	1:A:133:GLU:O	2.14	0.48
1:B:80:LEU:HD23	3:D:867:ARG:NH1	2.28	0.48
1:B:84:GLU:CG	1:B:127:LEU:HD21	2.44	0.48
1:B:105:GLY:O	1:B:132:LEU:HD23	2.14	0.48
2:C:266:ARG:HA	2:C:288:ARG:HD2	1.96	0.48
2:C:338:GLU:HB3	9:C:9652:HOH:O	2.13	0.48
2:C:360:LEU:HD23	9:C:9102:HOH:O	2.13	0.48
2:C:425:PHE:HE2	3:D:1079:LYS:HA	1.77	0.48
2:C:963:LEU:HG	9:C:9244:HOH:O	2.13	0.48
3:D:76:CYS:HB2	9:D:2211:HOH:O	2.12	0.48
3:D:104:PHE:HB3	3:D:512:MET:SD	2.54	0.48
3:D:169:TYR:HA	3:D:392:SER:HA	1.96	0.48
3:D:422:ALA:H	3:D:427:VAL:CG1	2.26	0.48
3:D:523:ASP:O	3:D:526:PRO:HG3	2.13	0.48
3:D:592:THR:HG21	9:F:764:HOH:O	2.13	0.48
3:D:764:LEU:HB3	9:D:9495:HOH:O	2.14	0.48
3:D:1000:THR:HG23	3:D:1001:GLU:N	2.28	0.48
3:D:1047:LYS:NZ	3:D:1053:PHE:HA	2.29	0.48
3:D:1354:LYS:HG2	9:D:9191:HOH:O	2.14	0.48
5:F:363:GLU:CA	5:F:367:MET:HG2	2.44	0.48
1:K:185:ARG:HG3	1:K:185:ARG:O	2.13	0.48
2:M:214:TYR:N	9:M:1191:HOH:O	2.41	0.48
2:M:798:GLY:H	2:M:827:VAL:CG1	2.27	0.48
2:M:937:ASP:HB2	2:M:940:GLU:CG	2.40	0.48
3:N:543:LEU:HA	3:N:546:ARG:HG3	1.96	0.48
3:N:1059:SER:OG	3:N:1065:LEU:HA	2.14	0.48
3:N:1224:VAL:HG11	9:N:9352:HOH:O	2.13	0.48
5:P:85:LEU:HD11	9:P:455:HOH:O	2.12	0.48
5:P:171:LYS:HG3	5:P:175:HIS:NE2	2.29	0.48
5:P:404:ALA:O	5:P:408:LEU:HB2	2.14	0.48
1:B:48:ILE:HG23	9:B:607:HOH:O	2.14	0.48
2:C:286:SER:O	2:C:299:LYS:HE3	2.13	0.48
2:C:289:THR:HG22	2:C:290:LEU:H	1.79	0.48

Continued on next page...

Continued from previous page...

Atom-1	Atom-2	Interatomic distance (Å)	Clash overlap (Å)
2:C:496:ILE:H	2:C:496:ILE:HD12	1.79	0.48
2:C:516:ARG:NH2	3:D:1068:LEU:HB3	2.29	0.48
2:C:603:VAL:HG21	2:C:643:VAL:HG11	1.96	0.48
2:C:704:HIS:O	2:C:828:ALA:HA	2.14	0.48
2:C:816:LYS:O	2:C:819:VAL:HB	2.14	0.48
3:D:131:LYS:HD2	5:F:83:GLN:NE2	2.29	0.48
3:D:131:LYS:HA	3:D:456:MET:HG3	1.94	0.48
3:D:165:LYS:HB2	3:D:395:VAL:HG11	1.96	0.48
3:D:639:LEU:HD12	3:D:639:LEU:N	2.28	0.48
3:D:699:VAL:HB	3:D:716:PHE:O	2.14	0.48
3:D:973:GLN:HB3	9:D:9805:HOH:O	2.14	0.48
3:D:1366:LYS:O	3:D:1370:ILE:HG12	2.14	0.48
5:F:217:ASN:O	5:F:221:ILE:HG13	2.14	0.48
5:F:249:ARG:HE	5:F:262:VAL:HG21	1.79	0.48
5:F:273:ARG:HB3	9:F:463:HOH:O	2.13	0.48
5:F:319:THR:HG22	5:F:320:PRO:HD2	1.96	0.48
1:L:143:ARG:NH1	1:L:158:ILE:HG23	2.28	0.48
2:M:767:PRO:HB2	9:M:1853:HOH:O	2.11	0.48
3:N:119:SER:CB	3:N:123:LEU:H	2.21	0.48
3:N:128:TYR:HB3	3:N:129:PHE:CD1	2.49	0.48
3:N:196:VAL:HG13	3:N:202:VAL:HG11	1.95	0.48
3:N:957:PRO:CG	3:N:1007:VAL:HG12	2.43	0.48
5:P:240:THR:O	5:P:244:ARG:HG2	2.14	0.48
5:P:371:LEU:HB3	5:P:375:LEU:CD2	2.44	0.48
1:B:186:LEU:HB3	1:B:192:LEU:HD13	1.96	0.47
2:C:22:GLN:NE2	2:C:121:MET:HE2	2.29	0.47
2:C:593:ALA:HB3	9:C:9552:HOH:O	2.13	0.47
2:C:595:LEU:O	2:C:655:LEU:HG	2.14	0.47
2:C:748:GLU:HG3	9:C:9240:HOH:O	2.14	0.47
2:C:932:GLU:HG2	9:C:9998:HOH:O	2.14	0.47
2:C:1092:LEU:HD21	3:D:1447:LEU:HD21	1.95	0.47
2:C:1094:ALA:O	3:D:603:LEU:HD13	2.12	0.47
3:D:6:ARG:HB3	3:D:6:ARG:CZ	2.44	0.47
3:D:55:ASP:O	3:D:82:LYS:HA	2.14	0.47
3:D:800:LYS:HG2	9:D:9812:HOH:O	2.13	0.47
3:D:1290:LEU:HB3	9:D:9881:HOH:O	2.13	0.47
3:D:1393:GLN:HB2	3:D:1398:TRP:CE2	2.49	0.47
3:D:1490:LYS:HG3	9:D:9515:HOH:O	2.14	0.47
1:L:89:PHE:HD2	1:L:146:ARG:NH2	2.12	0.47
2:M:84:ARG:HG3	2:M:131:GLY:O	2.14	0.47
2:M:105:THR:HG22	9:M:1254:HOH:O	2.14	0.47

Continued on next page...

Continued from previous page...

Atom-1	Atom-2	Interatomic distance (Å)	Clash overlap (Å)
2:M:148:PHE:CZ	2:M:281:LEU:HD13	2.46	0.47
2:M:939:ARG:HD3	2:M:982:PRO:CD	2.40	0.47
3:N:177:ALA:HB2	9:N:9396:HOH:O	2.13	0.47
3:N:404:GLU:OE1	3:N:414:ARG:HD2	2.14	0.47
3:N:550:ARG:CZ	3:N:573:MET:HB3	2.44	0.47
3:N:731:LEU:HB2	9:N:9694:HOH:O	2.14	0.47
3:N:1020:LEU:HA	3:N:1023:MET:HE2	1.95	0.47
3:N:1087:ARG:HD2	3:N:1234:THR:HA	1.95	0.47
3:N:1122:LEU:HD23	3:N:1178:ALA:HB2	1.95	0.47
3:N:1196:THR:HG23	9:N:2567:HOH:O	2.13	0.47
5:P:170:HIS:HD2	9:P:824:HOH:O	1.97	0.47
5:P:218:GLN:O	5:P:222:ARG:HG3	2.14	0.47
1:A:9:PRO:HD2	1:B:224:TYR:CE1	2.49	0.47
1:A:42:ARG:HG2	1:A:42:ARG:HH11	1.79	0.47
1:A:121:GLU:HG2	1:A:123:MET:SD	2.54	0.47
2:C:176:VAL:C	2:C:178:PRO:HD3	2.34	0.47
2:C:284:ARG:HG2	2:C:285:LEU:N	2.29	0.47
2:C:308:ARG:HG2	9:C:9130:HOH:O	2.14	0.47
2:C:714:ASP:HB3	9:C:9069:HOH:O	2.14	0.47
2:C:777:ILE:HG22	2:C:778:PHE:HD1	1.79	0.47
2:C:881:ASN:N	2:C:881:ASN:ND2	2.61	0.47
2:C:1088:LEU:CD2	2:C:1092:LEU:HD12	2.44	0.47
3:D:191:LEU:CD1	3:D:211:VAL:HG21	2.38	0.47
3:D:783:ARG:CZ	3:D:1029:ARG:HG2	2.43	0.47
3:D:1132:LEU:HB2	9:D:9899:HOH:O	2.13	0.47
3:D:1164:ARG:HG3	3:D:1164:ARG:NH1	2.27	0.47
3:D:1478:SER:OG	3:D:1481:VAL:HG23	2.13	0.47
5:F:291:ILE:HG12	5:F:304:VAL:HG11	1.97	0.47
2:M:75:GLU:HA	9:M:1533:HOH:O	2.13	0.47
2:M:569:VAL:HG11	2:M:996:LYS:HZ2	1.78	0.47
2:M:644:VAL:HG22	2:M:647:GLN:OE1	2.14	0.47
2:M:703:ILE:HG22	9:M:1341:HOH:O	2.14	0.47
2:M:953:VAL:HA	2:M:965:GLU:OE1	2.14	0.47
2:M:1035:MET:HB2	9:M:1611:HOH:O	2.14	0.47
3:N:131:LYS:CG	3:N:568:ARG:HG2	2.44	0.47
3:N:459:GLU:HG2	9:N:9680:HOH:O	2.14	0.47
3:N:893:GLU:O	3:N:896:ALA:HB3	2.15	0.47
3:N:1285:GLU:H	3:N:1285:GLU:CD	2.18	0.47
9:N:9977:HOH:O	5:P:258:ILE:HG13	2.14	0.47
4:O:70:THR:CG2	4:O:72:ARG:HE	2.26	0.47
1:A:67:THR:HG21	2:C:609:ASN:HD21	1.77	0.47

Continued on next page...

Continued from previous page...

Atom-1	Atom-2	Interatomic distance (Å)	Clash overlap (Å)
2:C:355:VAL:CG2	2:C:372:LEU:HG	2.44	0.47
2:C:443:THR:CG2	2:C:449:ILE:HG13	2.44	0.47
3:D:190:GLU:HG3	3:D:210:ARG:CD	2.44	0.47
3:D:1031:ASN:O	3:D:1034:GLN:HB2	2.14	0.47
3:D:1087:ARG:HG2	3:D:1234:THR:O	2.15	0.47
3:D:1503:VAL:HG11	9:D:9429:HOH:O	2.13	0.47
5:F:264:MET:O	5:F:268:ILE:HD12	2.14	0.47
5:F:392:VAL:HG12	5:F:396:ARG:HB2	1.96	0.47
1:K:9:PRO:HG2	1:L:224:TYR:CD2	2.48	0.47
1:L:104:GLU:OE1	1:L:137:ARG:HA	2.13	0.47
1:L:191:ASP:O	1:L:192:LEU:HG	2.14	0.47
2:M:182:VAL:CG1	2:M:193:LEU:HD13	2.44	0.47
2:M:625:LEU:O	2:M:627:ARG:N	2.46	0.47
2:M:625:LEU:CD1	2:M:641:PRO:HG3	2.43	0.47
2:M:742:VAL:HG12	2:M:743:VAL:N	2.29	0.47
3:N:63:TYR:HB3	3:N:68:PHE:CE1	2.50	0.47
3:N:131:LYS:HD2	9:P:609:HOH:O	2.13	0.47
3:N:191:LEU:HD22	3:N:195:VAL:CG2	2.43	0.47
3:N:488:ARG:HG3	3:N:488:ARG:HH11	1.79	0.47
3:N:550:ARG:HD2	3:N:573:MET:HB3	1.97	0.47
3:N:565:ILE:HG23	5:P:83:GLN:NE2	2.29	0.47
3:N:573:MET:HE3	5:P:210:LEU:HD22	1.95	0.47
3:N:907:GLU:O	3:N:911:LEU:HD13	2.14	0.47
3:N:1403:LEU:O	3:N:1407:LEU:HB2	2.14	0.47
3:N:1432:LYS:CD	3:N:1433:SER:H	2.27	0.47
5:P:399:GLN:HG2	9:P:545:HOH:O	2.14	0.47
1:A:94:LEU:HD11	1:A:119:ASP:HB3	1.97	0.47
1:A:216:GLU:O	1:A:220:GLU:HG3	2.15	0.47
2:C:262:ALA:O	2:C:264:PRO:O	2.33	0.47
2:C:517:ARG:HH11	2:C:522:VAL:HG11	1.75	0.47
2:C:645:VAL:HA	9:C:9535:HOH:O	2.14	0.47
2:C:714:ASP:HB2	9:C:9031:HOH:O	2.13	0.47
2:C:789:SER:O	2:C:791:ARG:HG2	2.14	0.47
3:D:17:LYS:HA	3:D:20:SER:HB2	1.96	0.47
3:D:46:ASP:HB3	3:D:49:ILE:HG13	1.96	0.47
3:D:99:ALA:HA	3:D:575:GLN:HE22	1.80	0.47
3:D:101:HIS:NE2	3:D:582:LEU:HD22	2.30	0.47
3:D:243:ALA:HB1	9:D:9815:HOH:O	2.13	0.47
3:D:729:HIS:ND1	3:D:730:PRO:N	2.62	0.47
3:D:847:ASP:O	3:D:850:LEU:HG	2.14	0.47
3:D:868:TYR:CG	3:D:869:MET:N	2.82	0.47

Continued on next page...

Continued from previous page...

Atom-1	Atom-2	Interatomic distance (Å)	Clash overlap (Å)
3:D:947:ILE:HD12	3:D:947:ILE:O	2.14	0.47
3:D:1331:ASP:OD1	3:D:1333:HIS:HB2	2.13	0.47
3:D:1382:THR:HG21	3:D:1418:LYS:HE3	1.96	0.47
2:M:115:LEU:CD1	2:M:373:VAL:HG11	2.44	0.47
2:M:140:ILE:CG2	2:M:333:ILE:HG13	2.45	0.47
2:M:464:LEU:HD12	2:M:464:LEU:HA	1.70	0.47
2:M:578:VAL:N	2:M:671:ASN:HD21	2.12	0.47
3:N:71:LYS:HE3	9:N:2078:HOH:O	2.15	0.47
3:N:102:ILE:HD11	9:N:2283:HOH:O	2.13	0.47
3:N:129:PHE:O	3:N:572:ARG:HG2	2.14	0.47
3:N:134:VAL:HG13	9:N:9888:HOH:O	2.13	0.47
3:N:160:GLU:HG3	3:N:165:LYS:O	2.15	0.47
3:N:844:ALA:O	3:N:867:ARG:HB3	2.13	0.47
3:N:863:VAL:HG23	9:N:9189:HOH:O	2.14	0.47
3:N:886:VAL:HG13	3:N:930:LEU:HD11	1.96	0.47
3:N:928:ALA:O	3:N:931:LEU:HB2	2.14	0.47
3:N:962:GLN:O	3:N:966:GLU:HG3	2.13	0.47
3:N:1007:VAL:CG2	3:N:1008:PHE:N	2.77	0.47
3:N:1066:THR:CG2	3:N:1069:GLU:HG3	2.45	0.47
3:N:1109:GLU:HG2	3:N:1201:CYS:CA	2.40	0.47
3:N:1209:LEU:HG	3:N:1219:GLU:OE1	2.14	0.47
5:P:91:VAL:HG11	9:P:477:HOH:O	2.13	0.47
5:P:122:LEU:HD21	5:P:126:LEU:HB3	1.97	0.47
1:A:150:TYR:HE1	2:C:696:LYS:HA	1.80	0.47
2:C:133:ASP:OD2	2:C:133:ASP:N	2.46	0.47
2:C:166:PRO:HD2	9:C:9424:HOH:O	2.15	0.47
2:C:286:SER:HB3	2:C:299:LYS:CE	2.45	0.47
2:C:585:GLU:N	9:C:9558:HOH:O	2.48	0.47
2:C:601:GLY:HA2	2:C:616:GLU:HG2	1.96	0.47
2:C:617:ASP:HB3	9:C:9258:HOH:O	2.14	0.47
2:C:774:LEU:HB2	9:C:9721:HOH:O	2.13	0.47
3:D:33:ASN:HB3	3:D:35:ARG:NH1	2.28	0.47
3:D:1148:VAL:HG11	3:D:1203:LYS:HE3	1.95	0.47
3:D:1249:ALA:HB2	9:D:9479:HOH:O	2.14	0.47
3:D:1302:GLU:OE2	3:D:1304:LYS:HG3	2.15	0.47
5:F:208:SER:HA	9:F:465:HOH:O	2.14	0.47
1:L:80:LEU:HD11	3:N:842:VAL:HB	1.96	0.47
2:M:92:ALA:HB2	2:M:120:LEU:HD11	1.96	0.47
2:M:114:PHE:O	2:M:114:PHE:HD2	1.97	0.47
2:M:256:TYR:HD1	9:M:1213:HOH:O	1.98	0.47
2:M:285:LEU:HD12	2:M:288:ARG:O	2.15	0.47

Continued on next page...

Continued from previous page...

Atom-1	Atom-2	Interatomic distance (Å)	Clash overlap (Å)
2:M:328:LEU:HD22	2:M:433:THR:O	2.15	0.47
2:M:350:ARG:HG3	9:M:2249:HOH:O	2.15	0.47
2:M:579:VAL:HA	2:M:901:TYR:O	2.14	0.47
2:M:1111:ILE:HG12	2:M:1112:PHE:HD1	1.79	0.47
3:N:55:ASP:HA	3:N:82:LYS:CG	2.36	0.47
3:N:112:ILE:HD13	3:N:461:ILE:HG21	1.96	0.47
3:N:442:ASN:HB2	9:N:9986:HOH:O	2.13	0.47
3:N:613:ARG:NH2	3:N:617:ASN:HD21	2.12	0.47
3:N:1302:GLU:HB2	9:N:2060:HOH:O	2.15	0.47
4:O:82:GLU:O	4:O:85:LEU:HD22	2.14	0.47
1:A:25:LEU:HD23	1:A:25:LEU:C	2.35	0.47
1:A:182:GLU:O	1:A:194:LYS:HB3	2.15	0.47
2:C:98:LEU:HD11	9:C:9172:HOH:O	2.13	0.47
2:C:300:ASP:HA	9:C:9351:HOH:O	2.14	0.47
2:C:724:ARG:HG3	2:C:740:GLU:HA	1.95	0.47
2:C:902:ILE:HG23	9:C:9373:HOH:O	2.15	0.47
3:D:112:ILE:O	3:D:112:ILE:HD12	2.14	0.47
3:D:119:SER:H	3:D:123:LEU:CB	2.26	0.47
3:D:723:GLY:HA3	9:D:2200:HOH:O	2.15	0.47
3:D:1102:THR:HG22	3:D:1222:GLY:HA2	1.95	0.47
3:D:1148:VAL:HG21	3:D:1203:LYS:HA	1.95	0.47
5:F:287:THR:HG22	5:F:290:GLU:OE1	2.14	0.47
5:F:404:ALA:HA	9:F:728:HOH:O	2.15	0.47
1:L:58:ILE:HG23	9:L:2434:HOH:O	2.15	0.47
1:L:127:LEU:HD12	1:L:128:HIS:N	2.29	0.47
1:L:150:TYR:CD2	3:N:857:ILE:HG13	2.50	0.47
2:M:288:ARG:CZ	2:M:288:ARG:HB2	2.43	0.47
2:M:697:ARG:HB2	9:M:1324:HOH:O	2.13	0.47
2:M:726:ILE:HG22	2:M:726:ILE:O	2.15	0.47
2:M:874:LEU:HD23	3:N:1023:MET:SD	2.54	0.47
2:M:902:ILE:O	2:M:904:PRO:HD3	2.15	0.47
3:N:483:HIS:ND1	3:N:483:HIS:N	2.61	0.47
3:N:586:ARG:HA	3:N:586:ARG:NE	2.29	0.47
3:N:702:LEU:N	9:N:9949:HOH:O	2.48	0.47
3:N:1123:PHE:HE2	3:N:1184:GLN:HA	1.80	0.47
9:N:9488:HOH:O	5:P:259:ARG:HD2	2.15	0.47
5:P:166:LEU:HA	9:P:824:HOH:O	2.15	0.47
1:B:19:GLU:O	1:B:200:TRP:HA	2.14	0.47
1:B:23:PHE:CE2	1:B:199:ILE:HD12	2.50	0.47
1:B:111:ALA:HB3	1:B:124:ASN:O	2.15	0.47
1:B:164:ALA:HB2	9:B:316:HOH:O	2.15	0.47

Continued on next page...

Continued from previous page...

Atom-1	Atom-2	Interatomic distance (Å)	Clash overlap (Å)
1:B:175:ARG:HA	9:B:363:HOH:O	2.14	0.47
1:B:176:ARG:NH2	3:D:884:ARG:HD3	2.29	0.47
2:C:137:VAL:CG2	2:C:391:LEU:HG	2.44	0.47
2:C:164:PRO:HB2	9:C:9863:HOH:O	2.15	0.47
2:C:209:ARG:O	2:C:213:ALA:HB2	2.14	0.47
2:C:332:ARG:HE	2:C:464:LEU:CD1	2.25	0.47
2:C:358:ARG:NH2	2:C:374:ASN:HB3	2.27	0.47
2:C:585:GLU:H	2:C:585:GLU:CD	2.17	0.47
2:C:602:GLU:HA	2:C:647:GLN:O	2.15	0.47
2:C:775:ARG:HE	2:C:782:ALA:CB	2.28	0.47
2:C:820:ARG:HG2	2:C:820:ARG:HH11	1.79	0.47
2:C:949:LYS:HD2	3:D:796:ARG:HH21	1.79	0.47
2:C:983:ILE:HG23	3:D:944:THR:O	2.14	0.47
2:C:1034:GLU:HA	2:C:1037:VAL:CG2	2.44	0.47
3:D:41:ARG:CD	3:D:42:ASP:H	2.27	0.47
3:D:560:GLN:CD	5:F:218:GLN:HE22	2.18	0.47
3:D:601:ARG:HG2	3:D:606:ILE:CD1	2.42	0.47
3:D:633:VAL:C	3:D:635:PRO:HD3	2.35	0.47
3:D:799:LYS:H	3:D:826:PRO:HG2	1.80	0.47
3:D:926:LYS:HD3	9:D:9733:HOH:O	2.13	0.47
3:D:951:ILE:HD13	3:D:951:ILE:HA	1.69	0.47
3:D:1225:ALA:HA	3:D:1367:HIS:ND1	2.30	0.47
3:D:1465:ASN:HD21	3:D:1470:ARG:HH11	1.60	0.47
4:E:17:TYR:O	4:E:21:VAL:HG23	2.15	0.47
4:E:28:GLN:O	4:E:31:LEU:HG	2.15	0.47
5:F:110:MET:HG3	9:F:919:HOH:O	2.14	0.47
5:F:277:GLN:HA	9:F:518:HOH:O	2.15	0.47
1:K:29:GLU:HB2	1:K:32:PHE:CE1	2.49	0.47
1:K:54:THR:HG23	1:K:156:HIS:CE1	2.50	0.47
1:L:28:LEU:HB3	9:L:1824:HOH:O	2.14	0.47
1:L:99:LEU:HD11	9:L:4796:HOH:O	2.14	0.47
2:M:165:LEU:HA	2:M:166:PRO:O	2.15	0.47
2:M:175:GLU:HB3	2:M:183:SER:OG	2.14	0.47
2:M:473:ARG:HG2	2:M:473:ARG:NH1	2.29	0.47
2:M:557:ARG:NE	2:M:879:ARG:HG2	2.30	0.47
2:M:580:MET:HB2	2:M:902:ILE:CD1	2.44	0.47
2:M:674:VAL:HG23	2:M:869:VAL:O	2.15	0.47
2:M:710:ILE:HD12	2:M:790:LEU:HB2	1.96	0.47
2:M:722:ILE:CD1	2:M:823:VAL:HG21	2.45	0.47
2:M:816:LYS:O	2:M:819:VAL:HB	2.15	0.47
2:M:1001:VAL:HG12	9:M:2086:HOH:O	2.14	0.47

Continued on next page...

Continued from previous page...

Atom-1	Atom-2	Interatomic distance (Å)	Clash overlap (Å)
3:N:146:PRO:HG2	9:N:9420:HOH:O	2.14	0.47
3:N:161:LEU:HD11	3:N:452:ILE:HD13	1.96	0.47
3:N:534:ARG:HA	9:P:700:HOH:O	2.14	0.47
3:N:556:LYS:NZ	9:N:2200:HOH:O	2.47	0.47
3:N:621:LYS:HB2	9:N:9549:HOH:O	2.14	0.47
3:N:695:ILE:HG13	9:N:9171:HOH:O	2.14	0.47
3:N:969:ARG:HG3	9:N:9204:HOH:O	2.15	0.47
3:N:994:GLN:HG2	9:N:9836:HOH:O	2.14	0.47
3:N:1267:ARG:NH2	3:N:1271:LYS:HD2	2.29	0.47
5:P:264:MET:HB3	9:P:696:HOH:O	2.15	0.47
5:P:278:LEU:CB	5:P:286:PRO:HG2	2.44	0.47
5:P:356:LYS:HE3	9:P:529:HOH:O	2.15	0.47
1:B:13:VAL:HG13	1:B:23:PHE:CD1	2.50	0.47
1:B:137:ARG:HG2	9:B:322:HOH:O	2.15	0.47
2:C:7:GLY:HA3	2:C:907:ASP:O	2.15	0.47
2:C:41:ASN:H	2:C:41:ASN:HD22	1.63	0.47
2:C:1004:LYS:O	2:C:1006:HIS:ND1	2.48	0.47
3:D:607:LEU:HA	3:D:613:ARG:HB2	1.97	0.47
3:D:1101:VAL:HG22	3:D:1428:ALA:HB2	1.95	0.47
3:D:1258:ARG:HG2	9:D:9685:HOH:O	2.15	0.47
1:L:41:ARG:HG2	9:L:1814:HOH:O	2.14	0.47
1:L:100:LEU:HB2	1:L:115:LEU:HD21	1.96	0.47
2:M:20:GLU:HB3	9:M:1513:HOH:O	2.15	0.47
2:M:22:GLN:CD	2:M:336:VAL:HG21	2.35	0.47
2:M:941:VAL:O	2:M:944:LEU:HB2	2.15	0.47
3:N:116:LEU:HD13	3:N:118:LEU:HD11	1.96	0.47
3:N:629:SER:OG	3:N:726:ILE:HG13	2.14	0.47
3:N:1231:GLU:HG2	3:N:1232:PRO:N	2.29	0.47
3:N:1333:HIS:O	3:N:1336:LEU:HB3	2.14	0.47
5:P:278:LEU:HB3	5:P:286:PRO:CG	2.43	0.47
5:P:419:ARG:O	5:P:421:PHE:N	2.48	0.47
1:A:41:ARG:HH12	1:A:177:VAL:C	2.19	0.47
1:A:137:ARG:CZ	1:A:137:ARG:HB3	2.44	0.47
1:B:132:LEU:HD13	1:B:138:LEU:HD22	1.96	0.47
2:C:537:LYS:H	2:C:537:LYS:CD	2.27	0.47
2:C:893:ALA:HB2	2:C:918:LEU:HD12	1.97	0.47
2:C:1018:GLN:HE21	2:C:1060:ILE:HD11	1.78	0.47
3:D:399:ARG:NH1	9:D:9441:HOH:O	2.47	0.47
3:D:475:LYS:HG3	9:D:2336:HOH:O	2.15	0.47
3:D:555:LYS:HA	3:D:558:LEU:HD12	1.97	0.47
3:D:565:ILE:HD12	3:D:565:ILE:N	2.29	0.47

Continued on next page...

Continued from previous page...

Atom-1	Atom-2	Interatomic distance (Å)	Clash overlap (Å)
3:D:820:GLU:HB2	3:D:836:VAL:HG11	1.95	0.47
3:D:843:PHE:CE1	3:D:864:VAL:HG11	2.50	0.47
3:D:1370:ILE:HG22	9:D:9744:HOH:O	2.14	0.47
4:E:40:LEU:HD13	9:E:136:HOH:O	2.15	0.47
5:F:372:ARG:HB3	9:F:706:HOH:O	2.15	0.47
1:L:18:ARG:O	1:L:207:PRO:HD3	2.15	0.47
1:L:39:PRO:O	1:L:43:ILE:HG12	2.15	0.47
1:L:137:ARG:HD3	9:L:8082:HOH:O	2.13	0.47
1:L:153:ALA:HB1	1:L:166:PRO:HB2	1.97	0.47
2:M:172:ILE:HA	2:M:185:LYS:O	2.14	0.47
2:M:173:ASP:O	2:M:184:MET:HA	2.15	0.47
2:M:332:ARG:CZ	2:M:464:LEU:HG	2.45	0.47
2:M:770:GLU:CG	3:N:65:ARG:HH22	2.28	0.47
2:M:961:GLU:HA	2:M:961:GLU:OE2	2.15	0.47
2:M:998:TYR:CZ	2:M:1000:MET:HA	2.50	0.47
2:M:1092:LEU:HD13	2:M:1099:VAL:CG2	2.41	0.47
3:N:188:GLY:HA3	9:N:9365:HOH:O	2.15	0.47
3:N:417:PRO:HB3	9:N:9679:HOH:O	2.14	0.47
3:N:832:ARG:HB3	3:N:833:GLU:OE1	2.14	0.47
3:N:1288:GLU:HG2	3:N:1289:LYS:HG3	1.96	0.47
5:P:416:ARG:HB2	9:P:805:HOH:O	2.14	0.47
1:A:198:ARG:HB2	1:A:200:TRP:CZ3	2.50	0.47
1:B:161:ARG:HB2	9:B:316:HOH:O	2.15	0.47
1:B:205:VAL:HG11	9:B:515:HOH:O	2.15	0.47
2:C:129:ILE:HG22	2:C:130:ASN:ND2	2.30	0.47
2:C:264:PRO:HB3	2:C:289:THR:HB	1.95	0.47
2:C:367:LEU:HG	9:C:9562:HOH:O	2.14	0.47
2:C:672:VAL:CG2	2:C:868:ASP:HB2	2.41	0.47
2:C:679:PHE:HB3	9:C:9083:HOH:O	2.15	0.47
2:C:721:ARG:O	2:C:758:ARG:HA	2.15	0.47
3:D:82:LYS:O	3:D:85:VAL:HG22	2.15	0.47
3:D:186:VAL:HG13	3:D:187:LYS:N	2.30	0.47
3:D:527:MET:CE	5:F:258:ILE:HD11	2.45	0.47
3:D:629:SER:HB3	3:D:726:ILE:HD11	1.96	0.47
3:D:701:LEU:HD23	9:D:9229:HOH:O	2.15	0.47
3:D:967:ALA:O	3:D:995:LEU:HD21	2.15	0.47
3:D:1198:TYR:OH	3:D:1432:LYS:HG2	2.15	0.47
5:F:110:MET:HG2	5:F:114:LYS:HE3	1.96	0.47
5:F:302:LYS:O	5:F:306:GLU:HB2	2.15	0.47
5:F:393:THR:O	5:F:397:ILE:HG13	2.15	0.47
1:K:63:HIS:HD2	1:K:65:PHE:N	2.13	0.47

Continued on next page...

Continued from previous page...

Atom-1	Atom-2	Interatomic distance (Å)	Clash overlap (Å)
2:M:3:ILE:HD13	2:M:900:ARG:HB2	1.96	0.47
2:M:69:LEU:HD12	2:M:97:ARG:HB3	1.96	0.47
2:M:134:ARG:N	9:M:1509:HOH:O	2.47	0.47
2:M:274:ARG:CB	2:M:285:LEU:HD13	2.42	0.47
2:M:438:ILE:HD11	2:M:467:ILE:HD12	1.97	0.47
2:M:480:THR:HG22	2:M:481:ASP:H	1.80	0.47
2:M:875:GLY:HA2	2:M:879:ARG:HH11	1.80	0.47
2:M:922:PHE:CD2	2:M:964:LYS:HD3	2.49	0.47
3:N:447:VAL:HG11	9:N:9570:HOH:O	2.14	0.47
3:N:490:ALA:HA	9:N:9898:HOH:O	2.15	0.47
3:N:827:ILE:O	3:N:837:GLY:HA3	2.15	0.47
3:N:953:ASP:O	3:N:955:VAL:HG23	2.14	0.47
3:N:973:GLN:HG2	9:N:9757:HOH:O	2.15	0.47
3:N:1101:VAL:HG12	3:N:1428:ALA:HB2	1.97	0.47
4:O:38:THR:OG1	4:O:40:LEU:HD12	2.15	0.47
5:P:337:HIS:CD2	5:P:337:HIS:N	2.82	0.47
1:A:124:ASN:ND2	1:A:127:LEU:HD23	2.30	0.46
1:B:101:LEU:HB2	1:B:114:PHE:CD2	2.50	0.46
1:B:160:ASP:HB3	9:B:469:HOH:O	2.15	0.46
2:C:218:VAL:HA	2:C:221:LEU:HD23	1.96	0.46
2:C:338:GLU:CA	2:C:341:THR:HG22	2.44	0.46
2:C:603:VAL:HG21	2:C:643:VAL:CG1	2.44	0.46
2:C:620:LEU:HD13	2:C:620:LEU:N	2.30	0.46
2:C:708:TYR:HE2	2:C:793:PRO:HD2	1.80	0.46
2:C:810:ASP:HA	2:C:811:PRO:HD3	1.75	0.46
2:C:810:ASP:HB3	2:C:813:VAL:HG22	1.97	0.46
2:C:1115:LEU:HD12	2:C:1115:LEU:H	1.80	0.46
3:D:53:ILE:O	3:D:53:ILE:HG12	2.14	0.46
3:D:93:ILE:HG12	3:D:548:ILE:CD1	2.43	0.46
3:D:131:LYS:HE3	9:F:426:HOH:O	2.15	0.46
3:D:173:PRO:HG3	9:D:9980:HOH:O	2.14	0.46
3:D:630:VAL:O	3:D:726:ILE:HG13	2.14	0.46
3:D:1408:ILE:HB	9:D:2476:HOH:O	2.14	0.46
4:E:31:LEU:HD12	4:E:32:ARG:HD3	1.97	0.46
5:F:93:LEU:HD22	5:F:98:GLU:CB	2.40	0.46
1:K:227:ASN:ND2	1:K:227:ASN:N	2.62	0.46
2:M:242:LEU:HA	9:M:1222:HOH:O	2.15	0.46
2:M:262:ALA:O	2:M:264:PRO:O	2.33	0.46
2:M:301:GLU:HG2	9:M:1706:HOH:O	2.14	0.46
2:M:579:VAL:HB	2:M:890:LEU:CD2	2.45	0.46
3:N:6:ARG:HB3	3:N:6:ARG:HH11	1.80	0.46

Continued on next page...

Continued from previous page...

Atom-1	Atom-2	Interatomic distance (Å)	Clash overlap (Å)
3:N:166:GLN:HG2	3:N:207:PHE:CG	2.50	0.46
3:N:637:LEU:HD11	3:N:641:GLN:HB2	1.97	0.46
3:N:828:LYS:HB3	9:N:9189:HOH:O	2.14	0.46
3:N:911:LEU:O	3:N:915:VAL:HG23	2.14	0.46
3:N:1481:VAL:HG11	4:O:18:ARG:CA	2.42	0.46
5:P:115:LYS:O	5:P:119:ILE:HG13	2.15	0.46
1:B:36:LEU:O	1:B:39:PRO:HD2	2.15	0.46
1:B:89:PHE:CD1	1:B:120:VAL:HG13	2.50	0.46
2:C:91:GLN:CD	2:C:117:HIS:HB3	2.36	0.46
2:C:154:ARG:HG2	9:C:9795:HOH:O	2.14	0.46
2:C:359:MET:HB3	9:C:9102:HOH:O	2.14	0.46
2:C:516:ARG:CD	3:D:1068:LEU:HD13	2.45	0.46
2:C:557:ARG:CD	2:C:879:ARG:HG2	2.45	0.46
2:C:571:LEU:HD13	2:C:669:GLY:H	1.79	0.46
2:C:874:LEU:HD21	3:D:787:LEU:CD2	2.32	0.46
2:C:979:THR:CG2	2:C:981:GLU:HB2	2.45	0.46
3:D:112:ILE:O	3:D:116:LEU:HB2	2.15	0.46
3:D:531:ASP:C	3:D:533:GLY:N	2.67	0.46
3:D:586:ARG:HD2	9:D:2328:HOH:O	2.15	0.46
3:D:633:VAL:HG22	3:D:635:PRO:HG3	1.97	0.46
3:D:668:PRO:HD2	3:D:672:ALA:CB	2.45	0.46
3:D:1124:GLN:HA	3:D:1125:PRO:HD3	1.73	0.46
3:D:1394:VAL:HG21	3:D:1397:LYS:NZ	2.30	0.46
5:F:93:LEU:HG	5:F:190:ALA:HB3	1.97	0.46
5:F:393:THR:HG21	9:F:773:HOH:O	2.14	0.46
2:M:19:THR:HG21	2:M:125:GLY:HA3	1.97	0.46
2:M:135:VAL:CG2	2:M:395:LYS:HG3	2.45	0.46
2:M:218:VAL:HG22	2:M:221:LEU:HD23	1.96	0.46
2:M:232:GLU:O	2:M:235:LEU:HB2	2.15	0.46
2:M:579:VAL:HG11	2:M:887:GLU:HG3	1.97	0.46
2:M:636:ALA:HB3	9:M:1680:HOH:O	2.14	0.46
2:M:690:ILE:CG2	2:M:852:ILE:HG13	2.45	0.46
2:M:810:ASP:HA	2:M:811:PRO:HD3	1.79	0.46
9:M:1991:HOH:O	5:P:373:LYS:HD2	2.15	0.46
3:N:7:LYS:HB3	3:N:1458:GLU:OE1	2.15	0.46
3:N:18:ILE:HD12	3:N:518:PRO:CG	2.46	0.46
3:N:104:PHE:CE2	3:N:1448:THR:HG23	2.50	0.46
3:N:548:ILE:HG23	9:N:2135:HOH:O	2.15	0.46
3:N:836:VAL:HG12	9:N:9623:HOH:O	2.14	0.46
3:N:1114:THR:HG22	3:N:1195:GLN:HB3	1.96	0.46
3:N:1153:VAL:HG12	3:N:1155:VAL:CG2	2.46	0.46

Continued on next page...

Continued from previous page...

Atom-1	Atom-2	Interatomic distance (Å)	Clash overlap (Å)
3:N:1197:ARG:HB3	3:N:1396:GLU:CD	2.35	0.46
3:N:1494:ALA:HB1	4:O:88:GLU:OE2	2.15	0.46
4:O:36:LYS:HD3	4:O:36:LYS:HA	1.63	0.46
5:P:166:LEU:HD23	9:P:824:HOH:O	2.13	0.46
5:P:363:GLU:HA	5:P:367:MET:HE3	1.97	0.46
2:C:126:SER:HB2	2:C:407:LYS:HE3	1.96	0.46
2:C:480:THR:HG22	2:C:482:GLU:N	2.29	0.46
2:C:889:HIS:CE1	3:D:951:ILE:H	2.32	0.46
2:C:1040:LEU:HD21	2:C:1048:THR:HG22	1.96	0.46
3:D:96:ALA:HB3	9:D:9846:HOH:O	2.14	0.46
3:D:424:GLY:HA2	3:D:436:GLU:HA	1.97	0.46
3:D:534:ARG:HG2	9:D:9708:HOH:O	2.15	0.46
3:D:783:ARG:HH11	3:D:783:ARG:HG2	1.80	0.46
3:D:864:VAL:HG12	3:D:865:THR:N	2.30	0.46
3:D:1065:LEU:HD11	3:D:1070:TYR:HA	1.97	0.46
3:D:1299:PHE:CD2	3:D:1299:PHE:N	2.84	0.46
5:F:117:SER:OG	5:F:124:PRO:HG3	2.15	0.46
1:K:64:GLU:HB2	9:K:7447:HOH:O	2.14	0.46
1:L:70:GLY:HA2	9:L:3618:HOH:O	2.15	0.46
2:M:176:VAL:HG12	9:M:1933:HOH:O	2.15	0.46
2:M:690:ILE:HG23	2:M:852:ILE:HA	1.96	0.46
2:M:753:ASP:N	2:M:791:ARG:HH12	2.12	0.46
2:M:1043:TYR:C	2:M:1045:ALA:H	2.18	0.46
2:M:1052:MET:HE1	9:M:1321:HOH:O	2.15	0.46
2:M:1091:GLU:O	2:M:1094:ALA:HB3	2.16	0.46
3:N:7:LYS:HD3	3:N:1456:LYS:HZ3	1.81	0.46
3:N:400:VAL:HA	3:N:442:ASN:O	2.15	0.46
3:N:427:VAL:HG21	3:N:435:VAL:HB	1.97	0.46
3:N:899:LEU:HD12	3:N:900:ILE:HG23	1.96	0.46
3:N:969:ARG:HD2	9:N:9652:HOH:O	2.15	0.46
3:N:1000:THR:O	3:N:1003:VAL:HG22	2.15	0.46
3:N:1119:SER:HA	3:N:1186:VAL:O	2.14	0.46
3:N:1274:ILE:HD11	3:N:1334:GLN:NE2	2.30	0.46
4:O:51:LEU:HD23	9:O:6827:HOH:O	2.15	0.46
5:P:79:ASP:OD1	5:P:80:PRO:HD3	2.15	0.46
1:A:23:PHE:CE1	1:A:211:LEU:HD23	2.50	0.46
1:A:91:ASN:O	1:A:94:LEU:HD12	2.14	0.46
1:A:108:GLU:HB2	9:A:426:HOH:O	2.14	0.46
1:A:227:ASN:ND2	1:A:227:ASN:H	2.13	0.46
1:B:1:MET:O	1:B:6:LEU:HD13	2.15	0.46
2:C:437:ARG:HG2	2:C:467:ILE:O	2.15	0.46

Continued on next page...

Continued from previous page...

Atom-1	Atom-2	Interatomic distance (Å)	Clash overlap (Å)
2:C:668:LEU:O	2:C:993:PHE:CZ	2.68	0.46
2:C:1071:ILE:HD13	3:D:655:PRO:HB3	1.97	0.46
3:D:111:LYS:HZ1	3:D:1452:ILE:HG21	1.80	0.46
3:D:162:ARG:HE	3:D:434:ARG:NE	2.13	0.46
3:D:416:ALA:H	3:D:417:PRO:CD	2.28	0.46
3:D:637:LEU:HD11	3:D:642:CYS:N	2.31	0.46
3:D:1278:ASP:HB2	3:D:1318:TYR:HE1	1.80	0.46
4:E:63:TRP:O	4:E:67:GLU:HG3	2.15	0.46
5:F:88:ILE:HB	5:F:193:ARG:NH1	2.31	0.46
5:F:192:LEU:O	5:F:192:LEU:HD23	2.15	0.46
5:F:205:ARG:HG3	5:F:251:ILE:HD13	1.97	0.46
1:K:94:LEU:HA	9:K:6293:HOH:O	2.14	0.46
2:M:26:TYR:CE2	2:M:30:LEU:HD21	2.51	0.46
2:M:56:GLU:HB2	2:M:64:LEU:HD23	1.97	0.46
2:M:164:PRO:HG2	9:M:1159:HOH:O	2.16	0.46
2:M:577:PRO:HD2	2:M:580:MET:HG2	1.98	0.46
2:M:694:LEU:CD1	2:M:868:ASP:HB3	2.46	0.46
2:M:1016:ILE:HG21	9:P:709:HOH:O	2.15	0.46
3:N:172:PRO:HA	3:N:173:PRO:HD3	1.63	0.46
3:N:417:PRO:HA	5:P:168:LYS:NZ	2.30	0.46
3:N:423:ASP:HB2	5:P:178:ARG:CD	2.42	0.46
3:N:468:LEU:HD21	9:N:9382:HOH:O	2.15	0.46
3:N:573:MET:HE2	9:N:9975:HOH:O	2.15	0.46
3:N:792:ILE:O	3:N:878:GLY:HA3	2.15	0.46
3:N:861:GLN:CD	3:N:861:GLN:N	2.69	0.46
5:P:317:LEU:O	5:P:330:GLY:N	2.49	0.46
5:P:399:GLN:HB3	9:P:437:HOH:O	2.16	0.46
1:A:211:LEU:O	1:A:211:LEU:HD12	2.15	0.46
1:A:222:LEU:HD12	1:B:215:VAL:CB	2.43	0.46
2:C:126:SER:CB	2:C:395:LYS:HD2	2.46	0.46
2:C:410:ILE:N	2:C:410:ILE:HD12	2.31	0.46
2:C:547:ILE:HB	2:C:550:LEU:HD13	1.96	0.46
2:C:852:ILE:HD12	2:C:852:ILE:N	2.30	0.46
2:C:957:LYS:HA	9:C:9426:HOH:O	2.15	0.46
2:C:1033:GLY:O	2:C:1037:VAL:HG23	2.16	0.46
9:C:9488:HOH:O	3:D:853:VAL:HG12	2.14	0.46
3:D:474:GLU:O	3:D:478:LEU:HG	2.15	0.46
3:D:648:MET:HG2	3:D:652:LEU:HD22	1.98	0.46
3:D:897:TRP:CZ2	3:D:902:LEU:HD21	2.50	0.46
3:D:1007:VAL:CG2	3:D:1008:PHE:N	2.79	0.46
3:D:1166:LEU:CD1	3:D:1171:VAL:HG22	2.45	0.46

Continued on next page...

Continued from previous page...

Atom-1	Atom-2	Interatomic distance (Å)	Clash overlap (Å)
3:D:1235:GLN:C	3:D:1359:GLN:HE22	2.18	0.46
3:D:1490:LYS:HA	9:D:9819:HOH:O	2.15	0.46
3:D:1496:GLU:HA	3:D:1499:ARG:NE	2.31	0.46
1:K:227:ASN:H	1:K:227:ASN:HD22	1.62	0.46
1:L:19:GLU:HG3	1:L:201:THR:O	2.15	0.46
1:L:185:ARG:HG3	1:L:190:THR:CG2	2.44	0.46
1:L:211:LEU:O	1:L:214:ALA:HB3	2.15	0.46
2:M:218:VAL:HG22	2:M:221:LEU:CD2	2.46	0.46
2:M:293:PHE:CG	2:M:293:PHE:O	2.68	0.46
2:M:305:PRO:CB	2:M:308:ARG:HH21	2.27	0.46
2:M:564:MET:HG3	2:M:997:LEU:HD11	1.97	0.46
2:M:1034:GLU:HA	2:M:1037:VAL:HG23	1.98	0.46
2:M:1075:ASP:OD1	4:O:28:GLN:HA	2.16	0.46
3:N:136:ASP:HB2	3:N:137:PRO:HD3	1.96	0.46
3:N:416:ALA:HB3	3:N:417:PRO:HD3	1.97	0.46
3:N:424:GLY:HA2	3:N:436:GLU:HA	1.96	0.46
3:N:440:VAL:HG21	9:N:2386:HOH:O	2.15	0.46
3:N:600:LEU:N	3:N:600:LEU:HD23	2.31	0.46
3:N:1123:PHE:CD1	3:N:1134:LEU:HA	2.51	0.46
3:N:1213:ARG:HB2	3:N:1214:PRO:CD	2.45	0.46
1:B:91:ASN:O	1:B:94:LEU:HD12	2.16	0.46
1:B:100:LEU:HB2	1:B:115:LEU:HD23	1.98	0.46
2:C:22:GLN:O	2:C:121:MET:HE1	2.15	0.46
2:C:34:VAL:HB	2:C:38:LYS:HG3	1.97	0.46
2:C:41:ASN:HB3	9:C:9884:HOH:O	2.14	0.46
2:C:42:VAL:HG21	9:C:9398:HOH:O	2.14	0.46
2:C:405:ARG:HH21	2:C:409:ARG:HH22	1.64	0.46
2:C:603:VAL:HG23	2:C:647:GLN:H	1.80	0.46
2:C:703:ILE:CD1	2:C:830:LYS:HG2	2.46	0.46
2:C:769:PRO:HD3	9:C:9528:HOH:O	2.14	0.46
2:C:884:GLN:HG3	2:C:885:ILE:CD1	2.46	0.46
2:C:1038:TRP:HA	2:C:1041:GLU:HB2	1.98	0.46
3:D:491:LYS:HD3	3:D:492:ALA:N	2.31	0.46
3:D:493:ARG:CZ	3:D:1388:ARG:HB3	2.45	0.46
3:D:554:LEU:HG	9:D:9846:HOH:O	2.15	0.46
3:D:792:ILE:HD11	3:D:881:LEU:HD23	1.98	0.46
3:D:834:THR:HA	3:D:838:ARG:HE	1.80	0.46
3:D:1140:ILE:CG2	3:D:1175:ILE:HD11	2.46	0.46
3:D:1155:VAL:HG12	3:D:1156:LEU:HG	1.98	0.46
3:D:1353:GLN:HB3	3:D:1357:ARG:NE	2.31	0.46
4:E:59:ASN:ND2	9:E:126:HOH:O	2.49	0.46

Continued on next page...

Continued from previous page...

Atom-1	Atom-2	Interatomic distance (Å)	Clash overlap (Å)
5:F:209:PHE:CE2	5:F:213:ILE:HD11	2.51	0.46
5:F:321:ILE:HG12	5:F:327:SER:O	2.16	0.46
1:K:71:VAL:HB	9:K:6766:HOH:O	2.15	0.46
1:K:206:THR:H	1:K:209:GLU:CD	2.19	0.46
1:L:74:ASP:O	1:L:78:ILE:HG13	2.16	0.46
2:M:139:GLN:NE2	2:M:418:LEU:HD13	2.30	0.46
2:M:549:PHE:CE2	2:M:886:LEU:HD22	2.51	0.46
2:M:577:PRO:HG3	2:M:993:PHE:CZ	2.50	0.46
2:M:752:GLY:O	3:N:679:ARG:HG2	2.15	0.46
3:N:192:ALA:HB3	9:N:9164:HOH:O	2.15	0.46
3:N:608:SER:HA	9:N:2415:HOH:O	2.15	0.46
3:N:937:TYR:O	3:N:941:PHE:HD1	1.99	0.46
3:N:1161:GLU:OE2	3:N:1164:ARG:HB2	2.16	0.46
3:N:1232:PRO:HB3	3:N:1361:VAL:CG2	2.45	0.46
3:N:1263:PHE:CE2	3:N:1371:VAL:HG11	2.51	0.46
5:P:119:ILE:HD13	5:P:170:HIS:CG	2.49	0.46
5:P:132:ARG:HE	5:P:184:ARG:HH12	1.63	0.46
5:P:142:ARG:NH1	5:P:150:THR:HG21	2.30	0.46
5:P:148:LYS:HB2	9:P:499:HOH:O	2.16	0.46
1:A:42:ARG:HH12	2:C:857:ASP:CB	2.24	0.46
1:A:115:LEU:HD12	9:A:323:HOH:O	2.16	0.46
1:A:178:ALA:HB1	9:A:479:HOH:O	2.16	0.46
1:A:209:GLU:HG3	9:A:478:HOH:O	2.15	0.46
1:B:68:ILE:O	1:B:71:VAL:HB	2.16	0.46
1:B:162:ILE:HB	9:B:452:HOH:O	2.16	0.46
2:C:235:LEU:HA	9:C:2185:HOH:O	2.15	0.46
2:C:586:ARG:HG2	9:C:9527:HOH:O	2.16	0.46
2:C:607:ASP:HB2	2:C:610:ARG:HG3	1.97	0.46
2:C:724:ARG:HD2	2:C:740:GLU:HA	1.97	0.46
2:C:824:ARG:HG2	2:C:824:ARG:HH11	1.81	0.46
2:C:961:GLU:HG2	9:C:9189:HOH:O	2.16	0.46
3:D:53:ILE:HD12	9:D:9779:HOH:O	2.16	0.46
3:D:530:VAL:HB	3:D:534:ARG:CB	2.35	0.46
3:D:552:ASN:HA	3:D:555:LYS:HD2	1.97	0.46
3:D:591:VAL:CG1	3:D:597:ASP:HA	2.46	0.46
3:D:820:GLU:HG3	3:D:836:VAL:CG1	2.45	0.46
3:D:827:ILE:HG23	3:D:837:GLY:HA2	1.98	0.46
3:D:1038:LEU:O	3:D:1060:SER:HB2	2.16	0.46
3:D:1264:GLU:OE2	3:D:1424:VAL:N	2.47	0.46
4:E:37:ASN:HA	4:E:93:TYR:CZ	2.51	0.46
4:E:50:THR:HG21	9:E:157:HOH:O	2.16	0.46

Continued on next page...

Continued from previous page...

Atom-1	Atom-2	Interatomic distance (Å)	Clash overlap (Å)
5:F:75:ILE:HG22	9:F:491:HOH:O	2.15	0.46
5:F:287:THR:C	5:F:289:GLU:H	2.19	0.46
1:K:58:ILE:HD12	1:K:138:LEU:HD11	1.96	0.46
1:K:211:LEU:O	1:K:214:ALA:HB3	2.15	0.46
2:M:326:ASP:N	2:M:326:ASP:OD1	2.49	0.46
2:M:1049:LEU:O	2:M:1049:LEU:HD23	2.16	0.46
2:M:1090:LYS:HG2	2:M:1112:PHE:HZ	1.81	0.46
3:N:33:ASN:HD21	5:P:259:ARG:HG2	1.81	0.46
3:N:209:ARG:HH22	3:N:397:LYS:HG3	1.79	0.46
3:N:407:VAL:HG23	3:N:408:GLU:HG3	1.98	0.46
3:N:422:ALA:O	3:N:427:VAL:HG21	2.15	0.46
3:N:473:LEU:HD21	3:N:495:ARG:CZ	2.46	0.46
3:N:484:PRO:HB3	9:N:2002:HOH:O	2.15	0.46
3:N:958:GLU:HA	9:N:9370:HOH:O	2.15	0.46
3:N:1087:ARG:HD2	3:N:1234:THR:O	2.15	0.46
3:N:1123:PHE:HB3	3:N:1133:ARG:O	2.14	0.46
3:N:1266:ARG:O	3:N:1268:PRO:HD3	2.16	0.46
3:N:1341:PRO:O	3:N:1344:VAL:HG23	2.15	0.46
4:O:45:ARG:H	4:O:45:ARG:HD2	1.80	0.46
5:P:218:GLN:HA	5:P:221:ILE:CD1	2.46	0.46
1:B:1:MET:HG3	9:B:318:HOH:O	2.15	0.46
2:C:115:LEU:HB3	9:C:2035:HOH:O	2.15	0.46
2:C:136:ILE:HD13	2:C:392:SER:HB2	1.96	0.46
2:C:1007:ALA:HB1	3:D:652:LEU:HD13	1.98	0.46
2:C:1105:LYS:O	2:C:1107:ASN:N	2.49	0.46
2:C:1115:LEU:HD23	3:D:85:VAL:N	2.31	0.46
3:D:129:PHE:CE2	3:D:587:ARG:HD3	2.50	0.46
3:D:737:ASN:HB3	9:D:2458:HOH:O	2.16	0.46
3:D:1281:VAL:HG21	3:D:1313:VAL:HG21	1.98	0.46
4:E:18:ARG:HB3	9:E:128:HOH:O	2.15	0.46
5:F:181:GLU:O	5:F:184:ARG:HB3	2.15	0.46
1:K:149:GLY:O	1:K:171:PHE:HB2	2.15	0.46
2:M:247:PRO:HB3	9:M:1247:HOH:O	2.15	0.46
2:M:305:PRO:HB3	2:M:308:ARG:HH21	1.81	0.46
2:M:420:ARG:CG	2:M:422:ARG:HG2	2.46	0.46
2:M:668:LEU:H	2:M:668:LEU:HD12	1.80	0.46
2:M:950:LEU:HD13	9:M:1413:HOH:O	2.15	0.46
2:M:1105:LYS:O	2:M:1107:ASN:N	2.49	0.46
3:N:546:ARG:HB3	3:N:546:ARG:CZ	2.46	0.46
3:N:668:PRO:HD2	3:N:672:ALA:CB	2.45	0.46
3:N:716:PHE:HD1	9:N:9949:HOH:O	1.99	0.46

Continued on next page...

Continued from previous page...

Atom-1	Atom-2	Interatomic distance (Å)	Clash overlap (Å)
3:N:1320:GLU:H	3:N:1323:GLN:NE2	2.13	0.46
5:P:277:GLN:O	5:P:280:GLN:HB3	2.15	0.46
1:B:16:GLN:HG2	9:B:527:HOH:O	2.14	0.46
1:B:84:GLU:CG	1:B:127:LEU:HD11	2.46	0.46
2:C:86:LYS:HE2	2:C:813:VAL:CG1	2.40	0.46
2:C:108:ILE:HD11	2:C:365:ASP:OD2	2.16	0.46
2:C:654:LEU:HD13	2:C:664:GLY:N	2.31	0.46
2:C:676:ILE:HG21	2:C:988:VAL:HG22	1.97	0.46
2:C:775:ARG:NH2	2:C:782:ALA:HB1	2.17	0.46
2:C:956:GLY:HA2	9:C:9318:HOH:O	2.16	0.46
2:C:1035:MET:HB3	3:D:707:THR:O	2.15	0.46
3:D:103:TRP:NE1	3:D:604:THR:OG1	2.49	0.46
3:D:148:GLU:CB	3:D:151:GLN:HB2	2.36	0.46
3:D:671:LYS:N	9:D:9143:HOH:O	2.48	0.46
3:D:724:GLN:HE21	3:D:725:SER:N	2.13	0.46
3:D:759:ALA:HA	3:D:763:MET:HE2	1.97	0.46
3:D:957:PRO:CG	3:D:1007:VAL:HG12	2.45	0.46
3:D:1351:GLU:O	3:D:1354:LYS:HB2	2.15	0.46
3:D:1496:GLU:HA	3:D:1499:ARG:CD	2.46	0.46
4:E:77:GLU:HB2	9:E:179:HOH:O	2.14	0.46
1:K:41:ARG:HG3	1:K:177:VAL:HB	1.96	0.46
1:K:143:ARG:HD3	1:K:144:VAL:H	1.80	0.46
1:K:206:THR:CG2	1:K:209:GLU:HG3	2.44	0.46
2:M:139:GLN:O	2:M:334:ARG:N	2.47	0.46
2:M:492:ASP:HB3	2:M:518:LYS:HG2	1.97	0.46
2:M:1017:THR:HG21	5:P:331:ASP:CG	2.37	0.46
3:N:432:TYR:HA	3:N:448:GLU:O	2.15	0.46
3:N:462:GLN:CA	3:N:513:ILE:HD13	2.41	0.46
3:N:601:ARG:HH12	3:N:606:ILE:HA	1.78	0.46
3:N:671:LYS:HD2	3:N:675:ARG:NH2	2.31	0.46
3:N:688:TRP:HA	3:N:688:TRP:CE3	2.51	0.46
3:N:806:PHE:O	3:N:806:PHE:CG	2.68	0.46
3:N:944:THR:HA	9:N:9416:HOH:O	2.16	0.46
3:N:1394:VAL:HB	3:N:1397:LYS:HD2	1.97	0.46
3:N:1490:LYS:HB3	9:N:9829:HOH:O	2.16	0.46
1:A:111:ALA:HB3	1:A:124:ASN:O	2.16	0.46
1:A:157:GLY:HA3	9:C:2280:HOH:O	2.16	0.46
1:B:175:ARG:NH1	9:B:536:HOH:O	2.49	0.46
2:C:118:ILE:HG22	2:C:382:ILE:HD13	1.97	0.46
2:C:395:LYS:HE3	2:C:407:LYS:HE3	1.96	0.46
2:C:1095:LEU:CD1	3:D:607:LEU:HD13	2.46	0.46

Continued on next page...

Continued from previous page...

Atom-1	Atom-2	Interatomic distance (Å)	Clash overlap (Å)
2:C:1100:GLN:HB3	9:C:9265:HOH:O	2.16	0.46
3:D:83:SER:O	3:D:86:ARG:HB3	2.16	0.46
3:D:126:VAL:O	3:D:132:TYR:CD1	2.69	0.46
3:D:493:ARG:NH1	3:D:1390:LEU:H	2.13	0.46
5:F:97:GLU:CD	5:F:97:GLU:H	2.19	0.46
1:L:90:LEU:HG	1:L:91:ASN:HD22	1.81	0.46
1:L:101:LEU:HD12	1:L:114:PHE:CD1	2.51	0.46
1:L:129:ILE:HA	9:L:3134:HOH:O	2.15	0.46
2:M:54:ILE:O	2:M:54:ILE:HG23	2.15	0.46
2:M:251:ASP:HB2	9:M:1553:HOH:O	2.16	0.46
2:M:707:ARG:HH21	2:M:709:GLU:CB	2.28	0.46
2:M:724:ARG:HB2	2:M:740:GLU:HA	1.98	0.46
3:N:9:ARG:HA	3:N:1455:LYS:O	2.15	0.46
3:N:624:ASP:HB3	3:N:625:TYR:CD1	2.51	0.46
3:N:707:THR:HG22	9:N:9244:HOH:O	2.16	0.46
3:N:956:ILE:HG12	3:N:1039:CYS:HA	1.97	0.46
3:N:1011:PHE:HB3	3:N:1021:TYR:CD1	2.51	0.46
3:N:1173:LEU:HD23	3:N:1174:LEU:N	2.31	0.46
3:N:1406:ARG:HG3	3:N:1406:ARG:NH1	2.30	0.46
3:N:1465:ASN:HD21	3:N:1470:ARG:NH1	2.14	0.46
1:A:14:ARG:NH1	1:A:24:VAL:HG23	2.31	0.45
1:A:216:GLU:HG3	9:A:462:HOH:O	2.16	0.45
2:C:432:ARG:H	2:C:432:ARG:HG2	1.48	0.45
2:C:471:TYR:CE2	2:C:496:ILE:HG21	2.50	0.45
2:C:485:TYR:HE2	9:C:2046:HOH:O	1.99	0.45
2:C:577:PRO:HA	2:C:671:ASN:OD1	2.17	0.45
2:C:701:THR:HA	2:C:831:ARG:O	2.14	0.45
3:D:3:LYS:HD3	3:D:3:LYS:N	2.31	0.45
3:D:558:LEU:HD13	5:F:145:PRO:HB3	1.98	0.45
3:D:668:PRO:HG2	9:F:682:HOH:O	2.16	0.45
3:D:1087:ARG:HG2	3:D:1087:ARG:HH11	1.81	0.45
3:D:1114:THR:HG23	3:D:1114:THR:O	2.16	0.45
3:D:1196:THR:HG23	9:D:2094:HOH:O	2.15	0.45
4:E:43:GLU:CD	4:E:44:GLU:H	2.18	0.45
5:F:208:SER:HB3	9:F:562:HOH:O	2.15	0.45
5:F:208:SER:HB2	5:F:211:ASP:OD1	2.16	0.45
5:F:359:SER:OG	5:F:360:LYS:HE3	2.17	0.45
1:K:91:ASN:HA	9:K:5415:HOH:O	2.15	0.45
1:K:219:ARG:HB2	1:K:219:ARG:HH11	1.82	0.45
1:K:219:ARG:HD3	9:K:1878:HOH:O	2.16	0.45
1:L:89:PHE:CD1	1:L:89:PHE:N	2.84	0.45

Continued on next page...

Continued from previous page...

Atom-1	Atom-2	Interatomic distance (Å)	Clash overlap (Å)
2:M:141:HIS:N	2:M:332:ARG:O	2.48	0.45
2:M:595:LEU:HD12	9:M:1510:HOH:O	2.15	0.45
2:M:690:ILE:HG23	2:M:852:ILE:HG13	1.98	0.45
3:N:10:ILE:HG22	3:N:1451:ALA:HA	1.98	0.45
3:N:87:ARG:HG3	3:N:88:TYR:CD2	2.51	0.45
3:N:411:THR:HG21	9:N:9383:HOH:O	2.16	0.45
3:N:413:ASP:OD1	3:N:419:ASP:HA	2.16	0.45
3:N:799:LYS:HA	9:N:9285:HOH:O	2.15	0.45
3:N:948:THR:O	3:N:1019:PRO:HG2	2.16	0.45
3:N:1109:GLU:OE1	3:N:1201:CYS:HB2	2.16	0.45
4:O:5:GLY:HA3	4:O:8:LYS:HD2	1.97	0.45
1:A:218:LEU:HD23	1:B:222:LEU:HD22	1.98	0.45
1:B:30:ARG:NH2	2:C:854:PRO:HG3	2.29	0.45
1:B:133:GLU:OE1	1:B:134:GLU:HG2	2.16	0.45
2:C:189:ARG:HA	9:C:9211:HOH:O	2.17	0.45
2:C:489:THR:HG22	9:C:2165:HOH:O	2.16	0.45
2:C:543:ASN:C	2:C:543:ASN:HD22	2.20	0.45
2:C:693:GLU:OE1	2:C:696:LYS:HD2	2.17	0.45
2:C:1001:VAL:HG22	9:C:9943:HOH:O	2.17	0.45
2:C:1037:VAL:HG13	2:C:1049:LEU:HD11	1.98	0.45
2:C:1052:MET:HG3	3:D:623:VAL:CG2	2.45	0.45
3:D:87:ARG:HG3	3:D:88:TYR:CD2	2.51	0.45
3:D:90:MET:HE1	3:D:518:PRO:HB3	1.98	0.45
3:D:396:VAL:HG23	9:D:9631:HOH:O	2.16	0.45
3:D:702:LEU:HB3	3:D:745:MET:HE3	1.97	0.45
3:D:1476:THR:C	3:D:1478:SER:H	2.20	0.45
3:D:1495:ILE:HG12	4:E:80:VAL:CG1	2.46	0.45
5:F:238:TYR:O	5:F:242:TRP:HD1	2.00	0.45
5:F:278:LEU:HB3	5:F:286:PRO:CG	2.46	0.45
1:L:26:GLU:HG3	1:L:194:LYS:HZ2	1.81	0.45
1:L:84:GLU:CD	3:N:844:ALA:HB1	2.35	0.45
2:M:6:PHE:CD1	2:M:909:ALA:HB2	2.51	0.45
2:M:318:PRO:HD3	9:M:1256:HOH:O	2.15	0.45
2:M:440:PRO:HD2	2:M:540:PHE:HD2	1.80	0.45
2:M:775:ARG:HA	2:M:775:ARG:HD2	1.77	0.45
3:N:18:ILE:HD13	3:N:21:TRP:CZ3	2.51	0.45
3:N:52:PRO:HG2	3:N:80:VAL:HG22	1.97	0.45
3:N:141:ILE:HD13	3:N:450:TYR:CB	2.45	0.45
3:N:637:LEU:CD1	3:N:641:GLN:HB2	2.46	0.45
3:N:705:ALA:CB	3:N:706:PRO:HD3	2.44	0.45
3:N:1107:VAL:HA	3:N:1200:VAL:O	2.16	0.45

Continued on next page...

Continued from previous page...

Atom-1	Atom-2	Interatomic distance (Å)	Clash overlap (Å)
3:N:1137:ARG:HH21	3:N:1172:HIS:CE1	2.33	0.45
3:N:1211:MET:HG3	3:N:1212:ALA:N	2.32	0.45
3:N:1243:THR:HB	3:N:1253:THR:HG22	1.97	0.45
3:N:1465:ASN:OD1	3:N:1473:PRO:HG3	2.15	0.45
4:O:4:PRO:HB3	9:O:2119:HOH:O	2.15	0.45
1:A:57:TYR:CE2	1:A:59:GLU:HG2	2.52	0.45
1:A:211:LEU:O	1:A:214:ALA:HB3	2.16	0.45
1:B:110:LYS:NZ	1:B:112:ARG:HD2	2.31	0.45
2:C:25:SER:CB	2:C:335:THR:HB	2.46	0.45
2:C:182:VAL:HG12	2:C:193:LEU:HD13	1.98	0.45
2:C:578:VAL:HG23	2:C:579:VAL:HG12	1.98	0.45
2:C:605:LYS:HE2	2:C:610:ARG:HH12	1.82	0.45
2:C:750:LYS:HG3	2:C:751:PRO:HD2	1.97	0.45
3:D:171:LEU:C	3:D:171:LEU:HD12	2.37	0.45
3:D:436:GLU:HG3	9:D:9955:HOH:O	2.15	0.45
3:D:844:ALA:O	3:D:867:ARG:HD2	2.17	0.45
3:D:1057:VAL:HA	3:D:1069:GLU:CD	2.36	0.45
3:D:1094:LEU:HG	3:D:1230:GLY:HA2	1.97	0.45
3:D:1462:LEU:N	3:D:1462:LEU:HD23	2.32	0.45
3:D:1483:PHE:HB3	9:D:9789:HOH:O	2.16	0.45
1:L:92:PRO:HD3	9:L:1481:HOH:O	2.15	0.45
1:L:187:GLY:HA2	9:N:9715:HOH:O	2.16	0.45
9:L:6051:HOH:O	2:M:979:THR:HG22	2.17	0.45
2:M:64:LEU:HD12	2:M:65:VAL:N	2.31	0.45
2:M:275:TYR:OH	2:M:487:THR:HG21	2.16	0.45
2:M:449:ILE:C	2:M:451:LEU:H	2.20	0.45
2:M:586:ARG:HG2	9:M:2184:HOH:O	2.15	0.45
2:M:721:ARG:HH22	2:M:785:VAL:HG21	1.79	0.45
2:M:1111:ILE:H	2:M:1111:ILE:CD1	2.19	0.45
3:N:213:VAL:HG22	3:N:214:GLU:N	2.29	0.45
3:N:601:ARG:HG2	3:N:606:ILE:HD13	1.98	0.45
3:N:1031:ASN:O	3:N:1035:ILE:HG12	2.16	0.45
3:N:1293:PHE:CZ	3:N:1302:GLU:HG3	2.52	0.45
1:A:218:LEU:HD23	1:B:222:LEU:CD2	2.47	0.45
1:B:48:ILE:HG22	1:B:173:PRO:HD2	1.97	0.45
1:B:132:LEU:HD22	1:B:138:LEU:HD22	1.98	0.45
2:C:626:ARG:NH2	9:C:9247:HOH:O	2.49	0.45
2:C:953:VAL:HG11	2:C:966:LEU:HD22	1.98	0.45
2:C:1056:LYS:NZ	3:D:749:VAL:O	2.48	0.45
3:D:23:TYR:CZ	3:D:89:ARG:HG2	2.51	0.45
3:D:126:VAL:O	3:D:132:TYR:HD1	2.00	0.45

Continued on next page...

Continued from previous page...

Atom-1	Atom-2	Interatomic distance (Å)	Clash overlap (Å)
3:D:434:ARG:HB2	3:D:447:VAL:CG2	2.47	0.45
3:D:783:ARG:NH1	3:D:783:ARG:HG2	2.31	0.45
3:D:850:LEU:O	3:D:853:VAL:HB	2.16	0.45
4:E:86:GLN:HB2	9:E:175:HOH:O	2.15	0.45
5:F:273:ARG:O	5:F:276:ARG:HB2	2.17	0.45
1:K:47:SER:HB3	1:K:217:ILE:HD13	1.97	0.45
1:K:102:LYS:HD2	1:K:139:ASN:ND2	2.31	0.45
2:M:61:LYS:HG2	9:M:2301:HOH:O	2.16	0.45
2:M:69:LEU:HB2	2:M:97:ARG:HB2	1.98	0.45
2:M:76:PRO:HD2	9:M:1533:HOH:O	2.17	0.45
2:M:208:ALA:HB1	2:M:218:VAL:HG13	1.99	0.45
2:M:320:HIS:N	2:M:320:HIS:CD2	2.84	0.45
2:M:500:ASN:HD21	3:N:1067:VAL:CG2	2.30	0.45
2:M:690:ILE:CD1	2:M:833:LEU:HD23	2.47	0.45
3:N:428:LYS:HB3	3:N:450:TYR:HE1	1.81	0.45
3:N:428:LYS:HG2	3:N:451:ASP:OD1	2.17	0.45
3:N:507:ASN:HA	9:N:9317:HOH:O	2.16	0.45
3:N:545:ARG:HB3	3:N:545:ARG:HH11	1.81	0.45
3:N:656:PHE:HB3	3:N:694:VAL:HG11	1.98	0.45
3:N:704:ARG:HD2	3:N:705:ALA:H	1.81	0.45
3:N:1433:SER:HB2	9:N:9765:HOH:O	2.15	0.45
3:N:1495:ILE:HA	4:O:88:GLU:OE1	2.17	0.45
9:N:9766:HOH:O	5:P:264:MET:HE1	2.15	0.45
5:P:94:LEU:HD22	5:P:97:GLU:HG2	1.98	0.45
5:P:122:LEU:N	9:P:756:HOH:O	2.38	0.45
5:P:160:ASP:O	5:P:164:LYS:HG3	2.16	0.45
2:C:65:VAL:O	2:C:101:ILE:HG12	2.15	0.45
2:C:253:ALA:O	2:C:256:TYR:HB2	2.16	0.45
2:C:640:ARG:HB2	2:C:642:ARG:NH2	2.27	0.45
2:C:841:ASN:HD22	2:C:841:ASN:N	2.14	0.45
2:C:1039:ALA:O	2:C:1043:TYR:HD1	1.99	0.45
3:D:72:VAL:HG22	3:D:73:CYS:N	2.32	0.45
3:D:653:PHE:CD1	3:D:653:PHE:N	2.84	0.45
1:K:156:HIS:CD2	1:K:157:GLY:N	2.85	0.45
1:L:26:GLU:HB3	1:L:194:LYS:HG3	1.98	0.45
1:L:90:LEU:HD23	9:L:3633:HOH:O	2.16	0.45
1:L:208:LEU:HB2	9:L:1470:HOH:O	2.17	0.45
2:M:551:GLU:HB3	2:M:906:PHE:CD2	2.45	0.45
2:M:578:VAL:HG13	2:M:671:ASN:OD1	2.16	0.45
2:M:710:ILE:HB	2:M:790:LEU:HD22	1.99	0.45
2:M:797:GLY:HA2	9:M:1180:HOH:O	2.16	0.45

Continued on next page...

Continued from previous page...

Atom-1	Atom-2	Interatomic distance (Å)	Clash overlap (Å)
3:N:37:LEU:HD11	3:N:529:GLN:HE21	1.82	0.45
3:N:187:LYS:CE	3:N:213:VAL:HG12	2.33	0.45
3:N:209:ARG:NH2	3:N:397:LYS:HG3	2.32	0.45
3:N:770:LEU:HD22	3:N:777:PRO:HA	1.97	0.45
3:N:785:ILE:HG22	3:N:789:LEU:HD12	1.98	0.45
3:N:794:GLN:HG2	3:N:905:PRO:CG	2.47	0.45
3:N:880:ILE:O	3:N:883:ALA:HB3	2.17	0.45
4:O:47:LYS:HB2	9:O:3286:HOH:O	2.16	0.45
4:O:58:PRO:HB2	9:O:3494:HOH:O	2.16	0.45
5:P:287:THR:C	5:P:289:GLU:H	2.20	0.45
5:P:369:LEU:O	5:P:373:LYS:HB2	2.17	0.45
1:A:89:PHE:HB2	1:A:94:LEU:HD13	1.97	0.45
1:B:110:LYS:HZ3	1:B:112:ARG:HD2	1.82	0.45
2:C:269:LEU:HD11	9:C:9442:HOH:O	2.15	0.45
2:C:284:ARG:HG2	2:C:285:LEU:H	1.81	0.45
2:C:440:PRO:HG2	2:C:441:VAL:HG23	1.99	0.45
2:C:509:ALA:HB2	9:C:9210:HOH:O	2.16	0.45
3:D:23:TYR:HB2	3:D:49:ILE:O	2.16	0.45
3:D:134:VAL:HG12	3:D:152:LEU:HB3	1.98	0.45
3:D:527:MET:HE1	5:F:258:ILE:HD11	1.98	0.45
3:D:796:ARG:CG	3:D:828:LYS:HD2	2.39	0.45
3:D:853:VAL:HA	3:D:858:VAL:O	2.17	0.45
3:D:882:PHE:O	3:D:886:VAL:HG23	2.16	0.45
3:D:1187:PRO:HG3	9:D:9184:HOH:O	2.17	0.45
3:D:1259:VAL:O	3:D:1263:PHE:HD1	2.00	0.45
3:D:1271:LYS:HG2	9:D:2058:HOH:O	2.15	0.45
4:E:84:ARG:HG3	4:E:84:ARG:O	2.16	0.45
1:K:46:SER:HB3	2:M:856:GLU:CG	2.46	0.45
1:K:66:SER:O	1:K:75:VAL:HG23	2.16	0.45
1:L:73:GLU:OE1	1:L:130:ALA:HA	2.16	0.45
2:M:31:GLN:HG2	2:M:34:VAL:CG2	2.44	0.45
2:M:244:PRO:CD	2:M:245:GLY:H	2.29	0.45
2:M:302:VAL:C	2:M:305:PRO:HD2	2.37	0.45
2:M:358:ARG:HB3	2:M:371:LYS:O	2.17	0.45
2:M:430:VAL:HG13	2:M:430:VAL:O	2.17	0.45
2:M:742:VAL:HG12	9:M:2260:HOH:O	2.17	0.45
2:M:791:ARG:HB3	2:M:791:ARG:CZ	2.46	0.45
2:M:918:LEU:HD23	2:M:967:PHE:O	2.16	0.45
2:M:1044:GLY:HA3	4:O:17:TYR:CD1	2.52	0.45
3:N:85:VAL:HG12	3:N:89:ARG:NE	2.32	0.45
3:N:161:LEU:CD1	3:N:452:ILE:HD13	2.47	0.45

Continued on next page...

Continued from previous page...

Atom-1	Atom-2	Interatomic distance (Å)	Clash overlap (Å)
3:N:431:VAL:HA	9:N:2074:HOH:O	2.16	0.45
3:N:491:LYS:HB2	9:N:2260:HOH:O	2.16	0.45
3:N:882:PHE:O	3:N:886:VAL:HG23	2.16	0.45
3:N:1140:ILE:HG21	3:N:1175:ILE:HD11	1.97	0.45
3:N:1189:ARG:HB3	3:N:1204:CYS:HA	1.98	0.45
3:N:1299:PHE:HB2	9:N:9478:HOH:O	2.15	0.45
3:N:1353:GLN:HG2	3:N:1368:ILE:HD12	1.97	0.45
3:N:1390:LEU:HD22	9:N:9252:HOH:O	2.17	0.45
1:A:30:ARG:HH12	2:C:938:LYS:HZ3	1.62	0.45
1:B:89:PHE:HD1	1:B:120:VAL:HG13	1.81	0.45
2:C:118:ILE:HG22	2:C:382:ILE:HG21	1.99	0.45
2:C:630:ARG:HH22	2:C:707:ARG:CA	2.29	0.45
2:C:798:GLY:HA3	2:C:828:ALA:O	2.17	0.45
2:C:815:LEU:HA	9:C:9978:HOH:O	2.16	0.45
2:C:1043:TYR:C	2:C:1045:ALA:H	2.19	0.45
2:C:1104:GLU:H	2:C:1104:GLU:CD	2.20	0.45
2:C:1105:LYS:C	2:C:1107:ASN:HD22	2.19	0.45
3:D:2:LYS:HB3	3:D:3:LYS:HD3	1.98	0.45
3:D:171:LEU:HB2	3:D:390:PRO:CA	2.45	0.45
3:D:215:TYR:HD1	9:D:9423:HOH:O	2.00	0.45
3:D:493:ARG:HH11	3:D:1390:LEU:HB2	1.82	0.45
3:D:553:ARG:HD2	3:D:570:GLU:OE2	2.17	0.45
3:D:884:ARG:HB2	9:D:2325:HOH:O	2.16	0.45
3:D:1026:SER:C	3:D:1028:ALA:H	2.18	0.45
5:F:200:LYS:HD2	5:F:209:PHE:HZ	1.79	0.45
5:F:306:GLU:O	5:F:310:ILE:HG13	2.17	0.45
1:L:222:LEU:O	1:L:225:PHE:HD1	2.00	0.45
2:M:254:VAL:HG11	9:M:1962:HOH:O	2.17	0.45
2:M:565:GLN:HG2	2:M:995:MET:HE1	1.97	0.45
2:M:571:LEU:CD2	2:M:669:GLY:HA2	2.47	0.45
2:M:602:GLU:HA	2:M:647:GLN:O	2.17	0.45
2:M:783:ARG:HE	2:M:785:VAL:HG11	1.82	0.45
2:M:1002:GLU:HG3	2:M:1002:GLU:H	1.54	0.45
3:N:18:ILE:HG21	3:N:516:ALA:O	2.17	0.45
3:N:195:VAL:HB	3:N:205:TYR:HD2	1.82	0.45
3:N:216:VAL:HA	3:N:389:GLU:OE2	2.16	0.45
3:N:776:GLU:OE1	3:N:912:LYS:HE2	2.17	0.45
5:P:303:ARG:HB3	9:P:543:HOH:O	2.17	0.45
1:A:1:MET:O	1:A:6:LEU:HB2	2.16	0.45
1:A:26:GLU:CG	1:A:194:LYS:HD3	2.47	0.45
1:A:100:LEU:HD21	1:A:141:GLU:HG2	1.97	0.45

Continued on next page...

Continued from previous page...

Atom-1	Atom-2	Interatomic distance (Å)	Clash overlap (Å)
1:B:206:THR:HG22	1:B:209:GLU:H	1.82	0.45
2:C:44:ILE:HG23	2:C:344:PHE:CE1	2.52	0.45
2:C:50:GLU:OE2	2:C:345:ARG:HD3	2.16	0.45
2:C:141:HIS:HB3	2:C:418:LEU:HG	1.97	0.45
2:C:183:SER:HB2	2:C:190:LYS:HD3	1.99	0.45
2:C:274:ARG:CG	2:C:285:LEU:HD22	2.47	0.45
2:C:611:ILE:HG22	2:C:613:VAL:HG13	1.99	0.45
2:C:626:ARG:CB	2:C:639:GLN:HE21	2.30	0.45
2:C:732:ALA:HB3	9:C:9249:HOH:O	2.17	0.45
2:C:1008:ARG:NH2	2:C:1012:PRO:HD2	2.32	0.45
3:D:23:TYR:O	3:D:49:ILE:HG23	2.17	0.45
3:D:112:ILE:HD12	3:D:112:ILE:C	2.37	0.45
3:D:616:GLN:NE2	3:D:619:LEU:HB3	2.32	0.45
3:D:739:ASP:O	3:D:743:ASP:OD1	2.35	0.45
3:D:1183:ILE:N	3:D:1183:ILE:HD12	2.31	0.45
3:D:1394:VAL:HG21	3:D:1397:LYS:HZ2	1.82	0.45
3:D:1434:TRP:CZ3	3:D:1455:LYS:HB3	2.52	0.45
1:K:132:LEU:HD12	1:K:132:LEU:N	2.32	0.45
2:M:17:PRO:HB2	9:M:1925:HOH:O	2.16	0.45
2:M:143:SER:OG	2:M:276:LYS:HE2	2.16	0.45
2:M:402:SER:HB2	2:M:566:THR:HA	1.98	0.45
2:M:601:GLY:HA3	2:M:615:TYR:HA	1.98	0.45
2:M:923:GLU:HA	2:M:923:GLU:OE2	2.16	0.45
2:M:928:LYS:HD2	9:M:2244:HOH:O	2.16	0.45
2:M:1096:ALA:HB1	3:N:13:ALA:HB3	1.98	0.45
3:N:563:PRO:HG2	3:N:566:ILE:HB	1.99	0.45
3:N:601:ARG:HG2	3:N:606:ILE:CD1	2.47	0.45
3:N:671:LYS:NZ	3:N:675:ARG:NE	2.60	0.45
3:N:768:ASN:HD22	3:N:768:ASN:N	2.15	0.45
3:N:768:ASN:N	3:N:768:ASN:ND2	2.65	0.45
3:N:781:PRO:HB2	3:N:911:LEU:HD23	1.99	0.45
1:B:46:SER:O	1:B:148:VAL:HB	2.16	0.45
1:B:124:ASN:OD1	1:B:127:LEU:HD13	2.17	0.45
2:C:71:TYR:H	2:C:71:TYR:HD2	1.64	0.45
2:C:357:GLU:O	2:C:360:LEU:HG	2.17	0.45
2:C:402:SER:OG	2:C:566:THR:HG22	2.16	0.45
2:C:681:GLY:O	3:D:633:VAL:HG21	2.16	0.45
3:D:216:VAL:HG12	9:D:9632:HOH:O	2.17	0.45
3:D:473:LEU:HD21	3:D:495:ARG:HH21	1.78	0.45
3:D:662:GLU:HB3	9:D:9957:HOH:O	2.16	0.45
3:D:789:LEU:HD23	3:D:789:LEU:HA	1.77	0.45

Continued on next page...

Continued from previous page...

Atom-1	Atom-2	Interatomic distance (Å)	Clash overlap (Å)
3:D:1155:VAL:HG11	3:D:1177:ALA:CB	2.47	0.45
3:D:1284:GLU:HG2	9:D:9285:HOH:O	2.17	0.45
3:D:1392:GLY:HA3	9:D:9829:HOH:O	2.16	0.45
5:F:102:LEU:CD1	5:F:187:LEU:HG	2.47	0.45
5:F:421:PHE:C	5:F:423:ASP:N	2.69	0.45
1:K:29:GLU:HB3	1:K:30:ARG:H	1.56	0.45
1:L:100:LEU:HB2	1:L:115:LEU:HD11	1.98	0.45
1:L:173:PRO:O	1:L:201:THR:HG23	2.16	0.45
1:L:186:LEU:HD11	9:L:2277:HOH:O	2.16	0.45
2:M:253:ALA:O	2:M:256:TYR:HB2	2.17	0.45
2:M:442:GLU:CD	2:M:454:SER:HB2	2.37	0.45
2:M:804:VAL:HG21	9:M:1805:HOH:O	2.17	0.45
2:M:998:TYR:OH	2:M:1000:MET:HA	2.16	0.45
3:N:643:GLY:HA3	3:N:727:GLN:HG3	1.99	0.45
3:N:820:GLU:CG	3:N:836:VAL:HG11	2.46	0.45
3:N:1171:VAL:O	3:N:1171:VAL:HG12	2.17	0.45
3:N:1278:ASP:OD1	3:N:1278:ASP:N	2.49	0.45
5:P:107:GLU:HG3	9:P:557:HOH:O	2.15	0.45
1:A:65:PHE:CD1	2:C:828:ALA:HB3	2.52	0.45
2:C:54:ILE:HG22	2:C:66:LEU:HB3	1.98	0.45
2:C:64:LEU:CD1	2:C:100:LEU:HD13	2.47	0.45
2:C:189:ARG:NH1	9:C:9636:HOH:O	2.49	0.45
2:C:553:ASP:OD2	2:C:883:GLY:N	2.42	0.45
2:C:644:VAL:HG22	2:C:647:GLN:OE1	2.17	0.45
2:C:851:LYS:HD2	9:C:2174:HOH:O	2.17	0.45
9:C:9290:HOH:O	3:D:621:LYS:HE3	2.16	0.45
3:D:666:ILE:H	3:D:666:ILE:CD1	2.25	0.45
3:D:813:LEU:O	3:D:817:GLU:HB2	2.17	0.45
3:D:893:GLU:O	3:D:896:ALA:HB3	2.17	0.45
3:D:1209:LEU:HB3	3:D:1211:MET:HG2	1.98	0.45
3:D:1281:VAL:HG21	3:D:1313:VAL:CG2	2.47	0.45
5:F:403:LYS:HE3	9:F:568:HOH:O	2.16	0.45
1:L:141:GLU:HB2	9:L:3233:HOH:O	2.17	0.45
1:L:184:THR:HB	1:L:194:LYS:HZ3	1.81	0.45
2:M:449:ILE:O	2:M:451:LEU:HG	2.17	0.45
2:M:770:GLU:HG2	3:N:65:ARG:HH12	1.80	0.45
2:M:806:LEU:HB2	2:M:822:VAL:HG22	1.99	0.45
2:M:882:LEU:HD23	3:N:951:ILE:HG12	1.98	0.45
2:M:1015:LEU:HD22	3:N:528:VAL:HG21	1.99	0.45
2:M:1106:ASP:HB3	9:M:1151:HOH:O	2.17	0.45
3:N:54:LYS:CG	3:N:57:GLU:HB3	2.43	0.45

Continued on next page...

Continued from previous page...

Atom-1	Atom-2	Interatomic distance (Å)	Clash overlap (Å)
3:N:122:GLU:O	3:N:126:VAL:HG23	2.16	0.45
3:N:393:ILE:HD13	9:N:2314:HOH:O	2.16	0.45
3:N:466:LYS:HG2	3:N:510:GLU:HG2	1.99	0.45
3:N:481:MET:SD	3:N:1388:ARG:NE	2.90	0.45
3:N:537:THR:HG23	9:N:9511:HOH:O	2.15	0.45
3:N:654:LYS:HB3	3:N:655:PRO:CD	2.45	0.45
3:N:949:ILE:HD11	3:N:1023:MET:HE2	1.98	0.45
3:N:962:GLN:HB3	9:N:2175:HOH:O	2.17	0.45
3:N:1047:LYS:NZ	3:N:1053:PHE:HA	2.32	0.45
3:N:1428:ALA:O	3:N:1431:THR:HG23	2.17	0.45
5:P:74:LYS:HG3	9:P:611:HOH:O	2.16	0.45
5:P:172:ARG:O	5:P:176:ILE:HG13	2.17	0.45
5:P:260:ILE:HG23	5:P:264:MET:CB	2.44	0.45
5:P:418:LEU:HD11	9:P:479:HOH:O	2.16	0.45
1:B:58:ILE:HD12	1:B:140:MET:HE2	1.99	0.44
2:C:64:LEU:HB2	2:C:359:MET:SD	2.57	0.44
2:C:102:HIS:HB2	2:C:106:GLY:O	2.17	0.44
2:C:208:ALA:HB1	2:C:218:VAL:CG1	2.47	0.44
2:C:258:TYR:O	2:C:290:LEU:HG	2.17	0.44
2:C:292:ARG:HH11	2:C:299:LYS:HD3	1.82	0.44
2:C:398:THR:HA	2:C:633:GLN:HG3	1.99	0.44
3:D:157:GLU:HA	3:D:160:GLU:OE1	2.16	0.44
3:D:551:ASN:O	3:D:554:LEU:HB3	2.17	0.44
3:D:776:GLU:HG3	9:D:9670:HOH:O	2.17	0.44
3:D:860:LEU:HD23	3:D:877:PRO:HB2	1.99	0.44
4:E:58:PRO:HD2	9:E:113:HOH:O	2.17	0.44
4:E:59:ASN:HD22	4:E:60:ALA:N	2.15	0.44
4:E:66:LYS:HB2	4:E:66:LYS:NZ	2.32	0.44
5:F:252:ALA:HB1	5:F:265:VAL:HG21	1.98	0.44
5:F:295:MET:HB3	5:F:299:TRP:CD1	2.52	0.44
5:F:313:GLU:HB3	9:F:541:HOH:O	2.16	0.44
5:F:363:GLU:HA	5:F:367:MET:HE2	1.98	0.44
1:K:51:THR:HA	1:K:145:ASP:O	2.17	0.44
1:K:123:MET:O	1:K:125:PRO:HD3	2.18	0.44
1:L:175:ARG:O	3:N:851:LEU:CD2	2.65	0.44
2:M:73:LEU:HB3	2:M:94:LEU:HD13	1.99	0.44
2:M:96:ALA:O	2:M:98:LEU:HD12	2.16	0.44
2:M:877:PRO:HB3	3:N:1020:LEU:HD13	1.99	0.44
3:N:183:GLU:HA	3:N:186:VAL:HG12	1.99	0.44
3:N:493:ARG:HH21	3:N:1388:ARG:HB3	1.81	0.44
3:N:638:LYS:HD3	9:N:9367:HOH:O	2.17	0.44

Continued on next page...

Continued from previous page...

Atom-1	Atom-2	Interatomic distance (Å)	Clash overlap (Å)
3:N:647:ARG:NH1	3:N:680:GLN:HG3	2.33	0.44
3:N:659:LYS:O	3:N:659:LYS:HD3	2.17	0.44
3:N:924:MET:O	3:N:927:THR:HB	2.17	0.44
3:N:1129:THR:O	3:N:1130:ARG:HD2	2.17	0.44
5:P:132:ARG:HE	5:P:184:ARG:NH1	2.16	0.44
5:P:247:ILE:HG22	5:P:251:ILE:HD11	1.98	0.44
5:P:277:GLN:HA	9:P:763:HOH:O	2.16	0.44
5:P:401:GLU:OE1	5:P:405:LEU:HD22	2.16	0.44
1:A:62:LEU:HD12	1:A:62:LEU:N	2.31	0.44
2:C:144:PRO:C	2:C:276:LYS:HZ2	2.19	0.44
2:C:162:ILE:HB	2:C:172:ILE:HD13	1.99	0.44
2:C:185:LYS:HG2	2:C:190:LYS:CG	2.47	0.44
2:C:208:ALA:HB1	2:C:218:VAL:HG13	1.99	0.44
2:C:212:GLY:HA3	2:C:218:VAL:CG2	2.48	0.44
2:C:298:PHE:HD1	9:C:2292:HOH:O	2.00	0.44
2:C:394:PHE:HA	9:C:9837:HOH:O	2.16	0.44
2:C:777:ILE:HG22	2:C:778:PHE:CD1	2.53	0.44
2:C:862:PRO:HA	2:C:975:TYR:CE1	2.53	0.44
2:C:971:LYS:HE2	9:D:2072:HOH:O	2.16	0.44
2:C:1054:THR:CG2	2:C:1082:PRO:HG3	2.48	0.44
2:C:1114:GLY:N	2:C:1115:LEU:HD12	2.23	0.44
3:D:82:LYS:HD2	9:D:9518:HOH:O	2.17	0.44
3:D:591:VAL:HG11	3:D:597:ASP:HA	1.99	0.44
3:D:843:PHE:CZ	3:D:864:VAL:HG11	2.53	0.44
3:D:996:TRP:CD2	3:D:1056:PRO:HG2	2.52	0.44
3:D:1005:GLN:HB3	9:D:9469:HOH:O	2.16	0.44
3:D:1063:GLU:HG2	3:D:1064:GLY:N	2.29	0.44
3:D:1107:VAL:O	3:D:1218:GLY:N	2.48	0.44
3:D:1192:LEU:HD21	3:D:1372:VAL:CG1	2.47	0.44
3:D:1394:VAL:HB	3:D:1397:LYS:CD	2.47	0.44
5:F:328:PHE:HD2	5:F:328:PHE:HA	1.73	0.44
5:F:369:LEU:O	5:F:373:LYS:HB2	2.17	0.44
2:M:52:PHE:O	2:M:54:ILE:N	2.50	0.44
2:M:69:LEU:HD21	2:M:99:GLN:CG	2.47	0.44
2:M:86:LYS:CG	2:M:813:VAL:HG12	2.47	0.44
2:M:202:TYR:OH	2:M:304:LEU:HD22	2.16	0.44
2:M:282:GLY:HA2	2:M:308:ARG:NH2	2.32	0.44
3:N:37:LEU:HD11	3:N:529:GLN:NE2	2.32	0.44
3:N:1381:VAL:HB	3:N:1389:LEU:O	2.17	0.44
3:N:1408:ILE:HB	9:N:2499:HOH:O	2.18	0.44
5:P:321:ILE:HG12	5:P:327:SER:O	2.17	0.44

Continued on next page...

Continued from previous page...

Atom-1	Atom-2	Interatomic distance (Å)	Clash overlap (Å)
5:P:350:LEU:HG	5:P:354:LEU:HD11	1.99	0.44
1:A:51:THR:HA	1:A:145:ASP:O	2.17	0.44
1:B:99:LEU:HA	9:B:365:HOH:O	2.16	0.44
1:B:194:LYS:HD3	9:B:404:HOH:O	2.17	0.44
1:B:219:ARG:O	1:B:223:THR:HG23	2.18	0.44
2:C:205:GLU:O	2:C:209:ARG:HD2	2.17	0.44
2:C:405:ARG:NH2	2:C:566:THR:HG21	2.31	0.44
2:C:854:PRO:C	2:C:856:GLU:N	2.70	0.44
2:C:1014:SER:OG	5:F:331:ASP:HA	2.17	0.44
2:C:1054:THR:HB	9:C:9412:HOH:O	2.17	0.44
2:C:1090:LYS:HG2	2:C:1112:PHE:CZ	2.53	0.44
3:D:95:LEU:HD11	3:D:517:VAL:CG2	2.48	0.44
3:D:475:LYS:O	3:D:479:GLU:HG2	2.16	0.44
3:D:537:THR:N	5:F:317:LEU:HB2	2.32	0.44
3:D:543:LEU:HA	3:D:546:ARG:CG	2.42	0.44
3:D:945:SER:OG	3:D:947:ILE:HG23	2.18	0.44
3:D:1102:THR:HG22	3:D:1222:GLY:CA	2.48	0.44
3:D:1196:THR:N	9:D:9138:HOH:O	2.42	0.44
3:D:1485:GLN:O	4:E:75:PHE:HA	2.17	0.44
3:D:1492:LEU:O	3:D:1492:LEU:HD13	2.17	0.44
3:D:1496:GLU:HA	3:D:1499:ARG:CG	2.46	0.44
5:F:358:LEU:CD1	5:F:370:LYS:HG3	2.45	0.44
1:K:198:ARG:HD3	1:K:200:TRP:HH2	1.80	0.44
2:M:84:ARG:HD3	9:M:1176:HOH:O	2.17	0.44
2:M:513:VAL:HB	9:M:1626:HOH:O	2.16	0.44
2:M:551:GLU:HG3	2:M:552:HIS:CD2	2.51	0.44
2:M:747:ALA:O	2:M:799:ILE:HA	2.17	0.44
2:M:950:LEU:HD22	9:M:1413:HOH:O	2.16	0.44
3:N:619:LEU:HD23	9:N:9219:HOH:O	2.15	0.44
3:N:827:ILE:HG23	3:N:837:GLY:HA2	1.99	0.44
3:N:933:ALA:O	3:N:937:TYR:HD1	2.00	0.44
3:N:1023:MET:O	3:N:1028:ALA:HB3	2.18	0.44
5:P:366:ALA:HB3	5:P:367:MET:HE1	2.00	0.44
2:C:86:LYS:HG2	2:C:813:VAL:HG12	1.98	0.44
2:C:525:SER:O	2:C:529:VAL:HG23	2.17	0.44
2:C:565:GLN:OE1	2:C:842:ARG:HG2	2.18	0.44
2:C:577:PRO:HG3	2:C:993:PHE:CE2	2.51	0.44
2:C:597:ALA:CB	2:C:655:LEU:HD21	2.38	0.44
2:C:724:ARG:NH2	2:C:734:LEU:HB3	2.33	0.44
2:C:914:ILE:HD12	2:C:914:ILE:HA	1.72	0.44
2:C:960:GLU:HG2	9:C:9189:HOH:O	2.18	0.44

Continued on next page...

Continued from previous page...

Atom-1	Atom-2	Interatomic distance (Å)	Clash overlap (Å)
3:D:87:ARG:CB	3:D:523:ASP:HB2	2.48	0.44
3:D:209:ARG:HB2	3:D:395:VAL:O	2.17	0.44
3:D:397:LYS:HZ3	3:D:399:ARG:HH21	1.66	0.44
3:D:781:PRO:HB2	3:D:911:LEU:HD23	2.00	0.44
3:D:1112:CYS:CB	9:D:9138:HOH:O	2.64	0.44
3:D:1312:LEU:HD12	3:D:1326:THR:O	2.18	0.44
3:D:1326:THR:HG22	3:D:1327:ARG:N	2.33	0.44
3:D:1346:ARG:NH2	9:D:9256:HOH:O	2.50	0.44
3:D:1426:LYS:HA	3:D:1429:LEU:HB3	2.00	0.44
1:K:209:GLU:O	1:K:213:GLN:HG3	2.18	0.44
2:M:375:SER:HA	9:M:1563:HOH:O	2.17	0.44
2:M:549:PHE:HB3	2:M:552:HIS:CD2	2.52	0.44
2:M:619:ARG:HG2	9:M:1285:HOH:O	2.16	0.44
2:M:631:SER:HG	2:M:635:THR:H	1.65	0.44
3:N:150:ARG:NH1	9:N:9382:HOH:O	2.50	0.44
3:N:441:ARG:O	3:N:443:VAL:N	2.50	0.44
3:N:566:ILE:HG23	5:P:214:GLN:OE1	2.18	0.44
3:N:925:GLU:HG3	9:N:9237:HOH:O	2.17	0.44
3:N:1114:THR:HG23	3:N:1114:THR:O	2.17	0.44
3:N:1385:GLY:HA3	9:N:9637:HOH:O	2.17	0.44
4:O:40:LEU:HG	4:O:67:GLU:HG2	1.99	0.44
5:P:152:ASP:HA	9:P:474:HOH:O	2.17	0.44
5:P:361:LEU:HD13	5:P:366:ALA:CB	2.47	0.44
1:A:11:PHE:CE2	1:A:13:VAL:HG22	2.52	0.44
1:A:150:TYR:CE2	1:A:152:PRO:HG3	2.46	0.44
2:C:146:VAL:CG2	2:C:162:ILE:HG23	2.48	0.44
3:D:10:ILE:CD1	3:D:1447:LEU:HG	2.48	0.44
3:D:62:LYS:HE2	3:D:75:ARG:NH1	2.32	0.44
3:D:393:ILE:HD12	3:D:393:ILE:N	2.30	0.44
3:D:724:GLN:HE21	3:D:725:SER:HA	1.83	0.44
3:D:798:GLU:HG3	9:D:9700:HOH:O	2.17	0.44
3:D:1145:TYR:HD2	3:D:1168:MET:SD	2.40	0.44
4:E:93:TYR:HA	4:E:94:PRO:HD3	1.76	0.44
5:F:328:PHE:O	5:F:330:GLY:N	2.51	0.44
1:K:9:PRO:HB3	1:K:25:LEU:CD2	2.47	0.44
1:K:11:PHE:CD1	1:L:225:PHE:HA	2.52	0.44
1:K:164:ALA:HB3	9:K:7572:HOH:O	2.18	0.44
1:K:198:ARG:HD3	1:K:200:TRP:CH2	2.52	0.44
2:M:118:ILE:HD12	2:M:119:PRO:O	2.18	0.44
2:M:195:LEU:HD12	2:M:234:ALA:HB1	1.99	0.44
2:M:198:ARG:HD3	9:M:1364:HOH:O	2.17	0.44

Continued on next page...

Continued from previous page...

Atom-1	Atom-2	Interatomic distance (Å)	Clash overlap (Å)
2:M:425:PHE:HZ	9:N:9823:HOH:O	1.99	0.44
2:M:625:LEU:HD11	2:M:641:PRO:HG3	1.98	0.44
2:M:876:VAL:O	2:M:879:ARG:O	2.35	0.44
3:N:178:LEU:HD11	3:N:203:ALA:HB2	1.99	0.44
3:N:520:LEU:O	3:N:525:ARG:NH1	2.51	0.44
3:N:1196:THR:HG22	9:N:9626:HOH:O	2.17	0.44
3:N:1432:LYS:HG2	9:N:2103:HOH:O	2.18	0.44
5:P:138:SER:HB2	5:P:140:ARG:HG2	2.00	0.44
5:P:171:LYS:HG3	5:P:175:HIS:CD2	2.53	0.44
5:P:172:ARG:HH21	5:P:173:TYR:HE1	1.66	0.44
5:P:264:MET:O	5:P:268:ILE:HG13	2.17	0.44
5:P:361:LEU:HD23	5:P:362:SER:N	2.33	0.44
1:A:19:GLU:O	1:A:200:TRP:HA	2.18	0.44
1:A:150:TYR:OH	2:C:832:LYS:HE3	2.16	0.44
1:A:212:ASN:ND2	9:A:416:HOH:O	2.51	0.44
1:B:182:GLU:HG2	1:B:194:LYS:HD2	1.98	0.44
1:B:211:LEU:O	1:B:215:VAL:HG13	2.18	0.44
2:C:158:TYR:HD1	9:C:9023:HOH:O	2.01	0.44
2:C:339:LEU:HB3	2:C:385:PHE:HZ	1.82	0.44
2:C:358:ARG:HA	2:C:361:MET:HB2	1.99	0.44
2:C:811:PRO:HD2	2:C:813:VAL:CG1	2.44	0.44
2:C:941:VAL:O	2:C:944:LEU:HB2	2.18	0.44
2:C:1003:ASP:O	2:C:1005:MET:N	2.51	0.44
2:C:1005:MET:HB3	3:D:629:SER:OG	2.17	0.44
3:D:54:LYS:HD3	3:D:57:GLU:OE2	2.18	0.44
3:D:502:PHE:CE1	3:D:509:PRO:HB3	2.52	0.44
3:D:646:LYS:HE2	3:D:722:GLU:OE2	2.18	0.44
3:D:703:ASN:O	3:D:745:MET:HG2	2.16	0.44
3:D:868:TYR:CB	3:D:873:LEU:HD11	2.48	0.44
3:D:1292:VAL:O	3:D:1303:TYR:HB2	2.18	0.44
5:F:343:ASP:N	5:F:343:ASP:OD1	2.50	0.44
5:F:411:HIS:CE1	5:F:412:GLU:HG2	2.53	0.44
1:K:67:THR:HG22	2:M:627:ARG:HH21	1.83	0.44
1:K:67:THR:CG2	2:M:627:ARG:HH21	2.31	0.44
1:L:63:HIS:HD2	9:L:2066:HOH:O	2.00	0.44
1:L:133:GLU:N	9:L:4499:HOH:O	2.50	0.44
1:L:142:VAL:HG23	1:L:142:VAL:O	2.18	0.44
2:M:95:TYR:CD2	2:M:114:PHE:HB3	2.53	0.44
2:M:113:VAL:O	2:M:115:LEU:HG	2.16	0.44
2:M:139:GLN:CG	2:M:140:ILE:H	2.31	0.44
2:M:187:ASN:HB3	9:M:2211:HOH:O	2.18	0.44

Continued on next page...

Continued from previous page...

Atom-1	Atom-2	Interatomic distance (Å)	Clash overlap (Å)
2:M:397:GLU:N	2:M:633:GLN:OE1	2.50	0.44
2:M:611:ILE:HD11	2:M:641:PRO:HG3	2.00	0.44
3:N:129:PHE:CE2	3:N:587:ARG:HD3	2.52	0.44
3:N:563:PRO:O	3:N:567:ILE:HG13	2.18	0.44
3:N:789:LEU:HD22	3:N:882:PHE:HE1	1.82	0.44
3:N:1042:ARG:O	3:N:1057:VAL:HB	2.18	0.44
5:P:105:LYS:HZ3	5:P:179:GLU:HB3	1.80	0.44
5:P:364:ARG:HH12	5:P:392:VAL:CG2	2.25	0.44
5:P:371:LEU:HA	5:P:375:LEU:HB3	1.99	0.44
5:P:409:LYS:HD3	9:P:725:HOH:O	2.17	0.44
1:A:161:ARG:NH1	1:A:161:ARG:HB2	2.32	0.44
1:B:143:ARG:CD	1:B:158:ILE:HG21	2.48	0.44
1:B:156:HIS:CE1	1:B:158:ILE:HG12	2.52	0.44
1:B:206:THR:HG23	1:B:209:GLU:H	1.82	0.44
2:C:44:ILE:HD13	2:C:344:PHE:CG	2.52	0.44
2:C:81:ASP:HB3	9:C:2112:HOH:O	2.17	0.44
2:C:474:VAL:HG13	2:C:530:GLU:C	2.38	0.44
2:C:585:GLU:HG2	2:C:586:ARG:N	2.32	0.44
2:C:598:GLU:O	2:C:651:LYS:HG3	2.18	0.44
2:C:838:LYS:CG	2:C:997:LEU:HD12	2.46	0.44
2:C:876:VAL:CB	3:D:949:ILE:HG13	2.45	0.44
2:C:946:ARG:HD2	2:C:984:GLU:HB2	1.99	0.44
2:C:949:LYS:NZ	3:D:827:ILE:HD12	2.32	0.44
2:C:987:ILE:HD12	2:C:987:ILE:N	2.33	0.44
3:D:81:THR:HG22	3:D:82:LYS:N	2.33	0.44
3:D:153:LEU:HB3	9:D:2369:HOH:O	2.17	0.44
3:D:162:ARG:HE	3:D:434:ARG:NH2	2.15	0.44
3:D:191:LEU:HB3	3:D:195:VAL:HG21	2.00	0.44
3:D:202:VAL:HG22	9:D:9849:HOH:O	2.17	0.44
3:D:490:ALA:HB2	9:D:2277:HOH:O	2.17	0.44
3:D:592:THR:N	3:D:600:LEU:HD21	2.33	0.44
5:F:164:LYS:HA	5:F:171:LYS:NZ	2.33	0.44
5:F:407:LYS:HD2	9:F:568:HOH:O	2.17	0.44
1:K:65:PHE:HE1	2:M:799:ILE:HD11	1.83	0.44
1:K:108:GLU:HG2	9:K:1619:HOH:O	2.18	0.44
1:L:105:GLY:O	1:L:132:LEU:HB3	2.17	0.44
1:L:176:ARG:HD3	3:N:884:ARG:HH12	1.80	0.44
1:L:185:ARG:HG3	1:L:190:THR:HG23	2.00	0.44
2:M:158:TYR:CE1	2:M:313:LEU:HG	2.52	0.44
2:M:274:ARG:NH2	2:M:284:ARG:HG3	2.33	0.44
3:N:55:ASP:HB3	3:N:82:LYS:HE2	1.99	0.44

Continued on next page...

Continued from previous page...

Atom-1	Atom-2	Interatomic distance (Å)	Clash overlap (Å)
3:N:107:ASP:OD2	3:N:1445:HIS:HA	2.17	0.44
3:N:221:ALA:HB2	9:N:2086:HOH:O	2.16	0.44
3:N:546:ARG:HH12	3:N:550:ARG:CZ	2.31	0.44
3:N:630:VAL:CA	3:N:744:GLN:HG2	2.43	0.44
3:N:633:VAL:HG22	3:N:635:PRO:CD	2.47	0.44
3:N:650:LEU:HD22	3:N:688:TRP:CH2	2.53	0.44
3:N:840:LYS:HB3	3:N:841:TYR:CD2	2.53	0.44
3:N:1031:ASN:O	3:N:1034:GLN:HB2	2.17	0.44
3:N:1129:THR:HA	9:N:9203:HOH:O	2.18	0.44
3:N:1130:ARG:NH1	9:N:9644:HOH:O	2.49	0.44
3:N:1397:LYS:HE3	9:N:2103:HOH:O	2.16	0.44
1:A:9:PRO:HB3	1:A:25:LEU:CD2	2.47	0.44
1:B:90:LEU:HB3	9:B:530:HOH:O	2.18	0.44
1:B:149:GLY:O	1:B:171:PHE:HB2	2.18	0.44
2:C:8:ARG:HD2	2:C:10:ARG:CZ	2.47	0.44
2:C:21:ILE:HD11	2:C:455:LEU:HD11	1.98	0.44
2:C:119:PRO:HD3	9:C:9544:HOH:O	2.18	0.44
2:C:207:LEU:HD22	2:C:221:LEU:HD22	2.00	0.44
2:C:471:TYR:HB3	9:C:9955:HOH:O	2.17	0.44
2:C:525:SER:OG	2:C:528:GLU:HG3	2.17	0.44
2:C:896:PHE:O	2:C:924:VAL:HG11	2.17	0.44
2:C:954:THR:OG1	2:C:957:LYS:HG3	2.17	0.44
3:D:603:LEU:HA	3:D:606:ILE:CG1	2.48	0.44
3:D:657:LEU:O	3:D:661:MET:HG2	2.16	0.44
3:D:818:ARG:HD2	9:D:9655:HOH:O	2.17	0.44
3:D:953:ASP:O	3:D:955:VAL:HG23	2.17	0.44
3:D:1107:VAL:HG21	3:D:1215:VAL:HG11	2.00	0.44
3:D:1474:ALA:C	9:D:2639:HOH:O	2.55	0.44
5:F:102:LEU:HD12	5:F:187:LEU:HG	1.99	0.44
2:M:185:LYS:HB3	2:M:188:LYS:O	2.18	0.44
2:M:396:ASP:HB3	2:M:406:HIS:CD2	2.53	0.44
3:N:18:ILE:HA	3:N:21:TRP:CE3	2.53	0.44
3:N:187:LYS:HD3	3:N:187:LYS:HA	1.67	0.44
3:N:470:LEU:HD23	3:N:470:LEU:H	1.83	0.44
3:N:886:VAL:HG13	3:N:930:LEU:CD1	2.48	0.44
3:N:1395:LEU:HD13	3:N:1399:ASP:OD2	2.18	0.44
4:O:61:GLU:H	4:O:61:GLU:HG3	1.56	0.44
5:P:192:LEU:O	5:P:196:VAL:HG23	2.18	0.44
5:P:361:LEU:HD13	5:P:366:ALA:HB2	2.00	0.44
1:A:24:VAL:HG22	1:A:196:THR:CG2	2.47	0.44
2:C:52:PHE:O	2:C:54:ILE:N	2.51	0.44

Continued on next page...

Continued from previous page...

Atom-1	Atom-2	Interatomic distance (Å)	Clash overlap (Å)
2:C:135:VAL:CG1	2:C:407:LYS:HA	2.47	0.44
2:C:173:ASP:O	2:C:184:MET:HA	2.17	0.44
2:C:188:LYS:HG2	9:C:9660:HOH:O	2.17	0.44
2:C:260:LEU:HD23	2:C:261:ILE:CG1	2.47	0.44
2:C:577:PRO:HG3	2:C:993:PHE:CD2	2.53	0.44
2:C:631:SER:HB3	2:C:637:LEU:HD21	1.99	0.44
2:C:670:GLN:HE22	2:C:699:PHE:CA	2.31	0.44
2:C:720:GLU:HG2	2:C:760:SER:HB3	2.00	0.44
2:C:835:VAL:HA	2:C:849:VAL:HB	1.99	0.44
2:C:863:ASP:O	2:C:865:THR:N	2.51	0.44
2:C:1050:GLN:HG3	9:D:9424:HOH:O	2.18	0.44
3:D:196:VAL:HG13	3:D:202:VAL:CG1	2.48	0.44
3:D:670:VAL:HG22	9:D:9268:HOH:O	2.16	0.44
3:D:783:ARG:HD3	3:D:1029:ARG:HG3	2.00	0.44
3:D:796:ARG:O	3:D:828:LYS:HB2	2.17	0.44
3:D:797:LYS:N	3:D:797:LYS:HD2	2.33	0.44
3:D:884:ARG:HG3	9:D:2095:HOH:O	2.18	0.44
3:D:996:TRP:HB2	3:D:1044:LEU:HD11	1.98	0.44
3:D:1236:LEU:CA	3:D:1359:GLN:HE22	2.28	0.44
3:D:1244:GLY:HA2	9:D:2269:HOH:O	2.18	0.44
3:D:1376:MET:CE	3:D:1421:LEU:HD12	2.48	0.44
3:D:1464:GLU:H	3:D:1464:GLU:HG2	1.60	0.44
3:D:1495:ILE:O	3:D:1498:ALA:HB3	2.18	0.44
5:F:179:GLU:O	5:F:182:ALA:HB3	2.17	0.44
5:F:398:ARG:HH11	5:F:398:ARG:HG3	1.82	0.44
2:M:18:LEU:HD21	2:M:542:VAL:HG21	1.99	0.44
2:M:212:GLY:HA3	2:M:218:VAL:CG2	2.47	0.44
2:M:256:TYR:HB3	9:M:2098:HOH:O	2.17	0.44
2:M:324:ASP:O	2:M:327:HIS:HB2	2.18	0.44
2:M:410:ILE:N	2:M:453:THR:O	2.43	0.44
2:M:759:THR:HB	2:M:785:VAL:HG22	1.99	0.44
2:M:1043:TYR:CE1	3:N:710:ARG:HB2	2.53	0.44
3:N:161:LEU:HA	9:N:9501:HOH:O	2.17	0.44
3:N:195:VAL:HG22	9:N:9164:HOH:O	2.17	0.44
3:N:610:LYS:C	3:N:611:GLN:HG2	2.38	0.44
3:N:1109:GLU:HG2	3:N:1202:GLN:N	2.32	0.44
3:N:1209:LEU:CD2	3:N:1211:MET:H	2.31	0.44
5:P:84:TYR:HA	5:P:87:GLU:OE2	2.17	0.44
5:P:315:VAL:HG12	5:P:316:SER:N	2.32	0.44
1:A:5:LYS:HA	1:A:5:LYS:HE3	2.00	0.43
1:B:207:PRO:HD2	9:B:588:HOH:O	2.18	0.43

Continued on next page...

Continued from previous page...

Atom-1	Atom-2	Interatomic distance (Å)	Clash overlap (Å)
2:C:138:SER:HB2	2:C:410:ILE:HG13	2.00	0.43
2:C:222:MET:HE3	9:C:2066:HOH:O	2.18	0.43
2:C:433:THR:C	2:C:435:TYR:H	2.22	0.43
2:C:548:PRO:HB2	2:C:549:PHE:H	1.68	0.43
2:C:674:VAL:HB	2:C:869:VAL:HG13	1.99	0.43
2:C:694:LEU:HD21	2:C:868:ASP:OD2	2.18	0.43
2:C:820:ARG:HA	9:C:2038:HOH:O	2.17	0.43
2:C:850:ALA:HA	3:D:632:VAL:HG11	1.99	0.43
2:C:885:ILE:HD12	3:D:949:ILE:HB	2.00	0.43
3:D:50:PHE:HB3	3:D:522:PRO:HG2	1.99	0.43
3:D:118:LEU:HB3	3:D:123:LEU:HD13	2.00	0.43
3:D:396:VAL:CG2	3:D:447:VAL:HB	2.44	0.43
3:D:397:LYS:NZ	3:D:399:ARG:HH21	2.16	0.43
3:D:543:LEU:HD22	3:D:580:ALA:HB1	1.99	0.43
3:D:566:ILE:CG2	5:F:214:GLN:HE22	2.29	0.43
3:D:1128:VAL:O	3:D:1129:THR:C	2.56	0.43
3:D:1183:ILE:HG21	9:D:9795:HOH:O	2.17	0.43
3:D:1405:GLU:CD	3:D:1413:THR:HB	2.38	0.43
3:D:1432:LYS:CG	3:D:1433:SER:H	2.30	0.43
5:F:215:GLU:O	5:F:218:GLN:HB3	2.18	0.43
1:L:51:THR:HA	1:L:145:ASP:O	2.16	0.43
2:M:12:VAL:CG1	2:M:534:VAL:HG13	2.48	0.43
2:M:196:LEU:O	2:M:199:VAL:HB	2.18	0.43
2:M:311:PHE:HB3	9:M:1584:HOH:O	2.17	0.43
2:M:448:ASN:HA	2:M:451:LEU:CD1	2.48	0.43
2:M:480:THR:HG22	2:M:482:GLU:H	1.82	0.43
2:M:1079:PRO:HA	9:M:2082:HOH:O	2.16	0.43
3:N:34:TYR:OH	5:P:264:MET:HG3	2.18	0.43
3:N:423:ASP:OD1	5:P:175:HIS:ND1	2.51	0.43
3:N:443:VAL:CG1	3:N:445:ARG:HH21	2.30	0.43
3:N:565:ILE:CD1	5:P:189:GLU:HG2	2.48	0.43
3:N:972:LEU:HG	3:N:976:GLN:NE2	2.33	0.43
3:N:1041:LEU:HD12	3:N:1058:ARG:HA	2.00	0.43
5:P:260:ILE:HD11	5:P:310:ILE:CG2	2.46	0.43
5:P:418:LEU:HB3	9:P:526:HOH:O	2.18	0.43
1:A:101:LEU:HA	9:A:375:HOH:O	2.19	0.43
2:C:348:LEU:HD23	9:C:9915:HOH:O	2.18	0.43
2:C:395:LYS:HD3	2:C:397:GLU:OE2	2.19	0.43
2:C:839:LEU:N	2:C:839:LEU:HD23	2.33	0.43
2:C:943:VAL:HG11	2:C:973:VAL:CG2	2.48	0.43
2:C:958:THR:HG21	9:C:9189:HOH:O	2.18	0.43

Continued on next page...

Continued from previous page...

Atom-1	Atom-2	Interatomic distance (Å)	Clash overlap (Å)
2:C:1060:ILE:CD1	2:C:1063:ARG:HH12	2.28	0.43
3:D:103:TRP:HE1	3:D:604:THR:CG2	2.30	0.43
3:D:484:PRO:HG3	9:D:9613:HOH:O	2.17	0.43
3:D:563:PRO:HG3	5:F:188:ILE:HG21	2.01	0.43
3:D:703:ASN:ND2	3:D:704:ARG:H	2.15	0.43
3:D:781:PRO:HB3	3:D:785:ILE:HB	1.99	0.43
3:D:790:TYR:CD1	3:D:1022:VAL:HG13	2.53	0.43
3:D:841:TYR:HB3	3:D:843:PHE:CE2	2.53	0.43
3:D:1161:GLU:H	3:D:1161:GLU:HG2	1.67	0.43
3:D:1468:LEU:O	3:D:1468:LEU:HD23	2.18	0.43
5:F:201:LYS:NZ	9:F:841:HOH:O	2.50	0.43
5:F:416:ARG:HG2	9:F:464:HOH:O	2.18	0.43
1:L:1:MET:HG3	1:L:2:LEU:N	2.32	0.43
1:L:51:THR:HG22	9:L:1365:HOH:O	2.18	0.43
1:L:80:LEU:CD1	3:N:842:VAL:HB	2.49	0.43
2:M:8:ARG:HD3	2:M:8:ARG:HA	1.76	0.43
2:M:289:THR:O	2:M:291:ALA:N	2.51	0.43
2:M:461:VAL:HG13	2:M:465:GLY:HA2	2.00	0.43
2:M:881:ASN:N	2:M:881:ASN:ND2	2.65	0.43
3:N:50:PHE:CB	3:N:522:PRO:HG2	2.47	0.43
3:N:543:LEU:CD1	3:N:581:LEU:HA	2.48	0.43
3:N:645:PRO:HG3	3:N:725:SER:O	2.18	0.43
3:N:769:LEU:HD12	3:N:769:LEU:H	1.83	0.43
3:N:975:GLU:HG3	9:N:9202:HOH:O	2.17	0.43
3:N:989:TYR:OH	3:N:1052:THR:HG23	2.17	0.43
3:N:1216:SER:HB3	4:O:16:LYS:H	1.81	0.43
4:O:47:LYS:N	4:O:54:LEU:HD22	2.33	0.43
1:B:80:LEU:HD23	3:D:867:ARG:HH12	1.83	0.43
2:C:6:PHE:CE2	2:C:913:GLU:HG2	2.53	0.43
2:C:31:GLN:HB3	2:C:31:GLN:HE21	1.64	0.43
2:C:413:LEU:HB3	9:C:9485:HOH:O	2.18	0.43
2:C:620:LEU:O	2:C:620:LEU:HD22	2.17	0.43
2:C:643:VAL:HG13	2:C:647:GLN:OE1	2.18	0.43
2:C:942:GLU:HG3	9:C:2219:HOH:O	2.19	0.43
2:C:1057:SER:HB2	3:D:622:ARG:O	2.18	0.43
3:D:62:LYS:HE2	3:D:75:ARG:CZ	2.47	0.43
3:D:428:LYS:HD2	9:D:2762:HOH:O	2.19	0.43
3:D:526:PRO:HG2	9:D:2043:HOH:O	2.18	0.43
3:D:783:ARG:NE	3:D:1029:ARG:CZ	2.82	0.43
3:D:829:VAL:O	3:D:835:SER:HB2	2.18	0.43
3:D:1087:ARG:CZ	3:D:1087:ARG:HB2	2.48	0.43

Continued on next page...

Continued from previous page...

Atom-1	Atom-2	Interatomic distance (Å)	Clash overlap (Å)
3:D:1254:GLN:HA	3:D:1254:GLN:OE1	2.17	0.43
3:D:1397:LYS:NZ	3:D:1432:LYS:HB3	2.33	0.43
4:E:87:LYS:HD2	9:E:124:HOH:O	2.18	0.43
5:F:153:PRO:CG	5:F:154:LYS:H	2.32	0.43
1:L:19:GLU:O	1:L:200:TRP:HA	2.18	0.43
2:M:21:ILE:HG23	2:M:335:THR:HG22	1.99	0.43
2:M:64:LEU:CD1	2:M:100:LEU:HD13	2.48	0.43
2:M:164:PRO:HD2	2:M:170:PRO:O	2.18	0.43
2:M:252:LYS:HZ2	2:M:296:GLY:HA3	1.82	0.43
2:M:402:SER:HB2	2:M:566:THR:O	2.18	0.43
3:N:180:LYS:HB2	9:N:9411:HOH:O	2.18	0.43
3:N:894:LYS:HA	9:N:9184:HOH:O	2.17	0.43
3:N:1036:ARG:HE	3:N:1042:ARG:HA	1.84	0.43
3:N:1109:GLU:CG	3:N:1202:GLN:H	2.32	0.43
3:N:1312:LEU:HD13	9:N:2318:HOH:O	2.18	0.43
3:N:1344:VAL:O	3:N:1348:LEU:HD23	2.19	0.43
3:N:1485:GLN:O	4:O:75:PHE:HA	2.19	0.43
5:P:164:LYS:HA	5:P:171:LYS:HZ3	1.83	0.43
5:P:280:GLN:OE1	5:P:281:GLU:HB2	2.18	0.43
2:C:57:GLU:HG3	2:C:58:ASP:OD2	2.18	0.43
2:C:521:PRO:HB2	3:D:1055:VAL:CG2	2.48	0.43
2:C:523:ILE:HG22	9:C:2065:HOH:O	2.17	0.43
2:C:572:ILE:HG21	2:C:703:ILE:HD13	2.01	0.43
2:C:589:ARG:HB2	2:C:589:ARG:HH11	1.84	0.43
2:C:789:SER:HB2	9:C:9460:HOH:O	2.18	0.43
2:C:873:PRO:HG2	3:D:947:ILE:O	2.18	0.43
2:C:993:PHE:HE1	2:C:995:MET:SD	2.42	0.43
3:D:99:ALA:HB3	3:D:578:VAL:HG21	2.00	0.43
3:D:137:PRO:HD2	3:D:453:ASP:CB	2.48	0.43
3:D:229:ALA:HB2	9:D:2743:HOH:O	2.18	0.43
3:D:520:LEU:O	3:D:525:ARG:NH1	2.52	0.43
3:D:757:ALA:CB	4:E:24:ALA:HB2	2.49	0.43
3:D:994:GLN:HA	3:D:994:GLN:HE21	1.83	0.43
3:D:1153:VAL:HG22	9:D:9184:HOH:O	2.18	0.43
3:D:1267:ARG:HH21	3:D:1271:LYS:HD2	1.82	0.43
3:D:1330:ILE:HD12	3:D:1347:TYR:HE1	1.79	0.43
5:F:211:ASP:O	5:F:215:GLU:HG2	2.18	0.43
1:K:20:TYR:HE2	1:K:198:ARG:HB3	1.82	0.43
2:M:135:VAL:HG11	2:M:407:LYS:HA	2.00	0.43
2:M:163:ILE:HB	2:M:171:TRP:CZ3	2.53	0.43
2:M:672:VAL:HG23	2:M:868:ASP:CB	2.45	0.43

Continued on next page...

Continued from previous page...

Atom-1	Atom-2	Interatomic distance (Å)	Clash overlap (Å)
2:M:811:PRO:HA	9:M:1275:HOH:O	2.17	0.43
2:M:817:PRO:C	2:M:819:VAL:H	2.21	0.43
2:M:970:GLY:HA2	9:M:1479:HOH:O	2.17	0.43
3:N:73:CYS:HB2	9:N:9127:HOH:O	2.17	0.43
3:N:103:TRP:CH2	3:N:1447:LEU:HD23	2.53	0.43
3:N:399:ARG:HH21	3:N:432:TYR:HE2	1.66	0.43
3:N:850:LEU:HD22	3:N:884:ARG:NH2	2.33	0.43
3:N:901:GLN:NE2	9:N:9586:HOH:O	2.51	0.43
3:N:1114:THR:HG23	3:N:1116:ASN:HD21	1.82	0.43
3:N:1161:GLU:HB2	9:N:2258:HOH:O	2.18	0.43
3:N:1302:GLU:OE2	3:N:1304:LYS:HG2	2.18	0.43
3:N:1333:HIS:HB3	9:N:9684:HOH:O	2.17	0.43
3:N:1462:LEU:HD22	3:N:1472:ILE:CG2	2.47	0.43
1:A:59:GLU:HB2	1:A:139:ASN:ND2	2.34	0.43
1:A:99:LEU:HD23	1:A:122:ILE:HD11	2.01	0.43
1:B:156:HIS:CE1	1:B:158:ILE:H	2.36	0.43
2:C:48:PHE:CD1	2:C:348:LEU:HD21	2.53	0.43
2:C:302:VAL:O	2:C:305:PRO:HD2	2.19	0.43
2:C:560:MET:O	2:C:564:MET:HB2	2.18	0.43
2:C:742:VAL:HB	9:C:9293:HOH:O	2.18	0.43
2:C:742:VAL:HG12	2:C:743:VAL:N	2.33	0.43
2:C:975:TYR:HA	2:C:982:PRO:HA	2.00	0.43
2:C:1085:PHE:CD1	2:C:1085:PHE:C	2.91	0.43
3:D:233:LYS:HA	9:D:9728:HOH:O	2.18	0.43
3:D:704:ARG:HH12	3:D:738:ALA:HA	1.82	0.43
3:D:890:VAL:HG11	3:D:922:LEU:HD13	2.00	0.43
3:D:957:PRO:HB3	3:D:959:GLU:OE1	2.18	0.43
3:D:1093:TYR:HE1	3:D:1260:ILE:HD11	1.83	0.43
3:D:1094:LEU:O	3:D:1098:LEU:HD13	2.18	0.43
3:D:1232:PRO:HB3	3:D:1361:VAL:CG2	2.47	0.43
3:D:1462:LEU:HD22	3:D:1472:ILE:CG2	2.47	0.43
1:K:19:GLU:O	1:K:200:TRP:HA	2.18	0.43
1:K:19:GLU:HG3	1:K:201:THR:O	2.18	0.43
1:K:38:ASN:HB3	1:K:39:PRO:HD3	2.00	0.43
1:K:111:ALA:HB3	1:K:124:ASN:O	2.19	0.43
1:L:62:LEU:N	1:L:62:LEU:HD12	2.34	0.43
2:M:56:GLU:CG	2:M:64:LEU:HD23	2.48	0.43
2:M:137:VAL:O	2:M:391:LEU:HD21	2.18	0.43
2:M:191:PHE:HB2	9:M:1708:HOH:O	2.19	0.43
2:M:200:LEU:H	2:M:200:LEU:HG	1.66	0.43
2:M:1039:ALA:HB2	3:N:707:THR:HG21	2.00	0.43

Continued on next page...

Continued from previous page...

Atom-1	Atom-2	Interatomic distance (Å)	Clash overlap (Å)
3:N:22:SER:OG	3:N:91:GLY:HA2	2.19	0.43
3:N:55:ASP:CA	3:N:82:LYS:HE2	2.48	0.43
3:N:105:VAL:CG2	3:N:128:TYR:HE2	2.23	0.43
3:N:214:GLU:HG3	3:N:390:PRO:HB2	2.01	0.43
3:N:434:ARG:HB2	3:N:447:VAL:CG2	2.48	0.43
3:N:1012:GLU:HG2	3:N:1013:GLU:HG2	2.00	0.43
3:N:1264:GLU:HG2	3:N:1266:ARG:NH2	2.34	0.43
4:O:54:LEU:HD12	4:O:58:PRO:HG2	1.99	0.43
5:P:113:ILE:HG23	5:P:127:ILE:CG2	2.48	0.43
5:P:215:GLU:OE1	5:P:215:GLU:HA	2.18	0.43
5:P:309:LYS:HD3	5:P:309:LYS:HA	1.81	0.43
1:A:29:GLU:HB3	1:A:30:ARG:H	1.55	0.43
1:A:53:VAL:HG21	1:A:82:LEU:HD22	1.99	0.43
1:A:72:LYS:HE2	2:C:641:PRO:HB2	2.00	0.43
1:A:188:GLN:H	1:A:188:GLN:HG3	1.54	0.43
1:B:11:PHE:HA	9:B:327:HOH:O	2.19	0.43
2:C:170:PRO:HG2	2:C:258:TYR:CE2	2.54	0.43
2:C:269:LEU:HD23	9:C:9593:HOH:O	2.19	0.43
2:C:405:ARG:HH12	2:C:563:ASN:ND2	2.16	0.43
3:D:156:GLU:CD	3:D:156:GLU:N	2.70	0.43
3:D:550:ARG:HH11	3:D:573:MET:HB3	1.82	0.43
3:D:908:LYS:CG	3:D:1027:GLY:HA3	2.48	0.43
3:D:930:LEU:O	3:D:934:LEU:HG	2.18	0.43
3:D:1422:MET:CE	3:D:1427:SER:HA	2.48	0.43
4:E:10:PHE:O	4:E:13:VAL:HG22	2.18	0.43
5:F:195:VAL:HG22	5:F:243:ILE:HD13	2.00	0.43
5:F:306:GLU:OE1	5:F:310:ILE:HD11	2.18	0.43
5:F:339:PRO:HB3	5:F:343:ASP:HB2	2.01	0.43
1:K:150:TYR:CE1	2:M:696:LYS:HA	2.53	0.43
1:L:68:ILE:HD12	1:L:68:ILE:H	1.84	0.43
1:L:88:ARG:HH12	1:L:90:LEU:HA	1.83	0.43
2:M:98:LEU:HG	9:M:2168:HOH:O	2.19	0.43
2:M:140:ILE:HD12	2:M:140:ILE:N	2.33	0.43
2:M:503:LEU:CD1	2:M:505:GLY:H	2.31	0.43
2:M:555:ALA:HA	3:N:1070:TYR:OH	2.18	0.43
2:M:767:PRO:HG3	9:M:1541:HOH:O	2.18	0.43
2:M:826:TYR:N	2:M:826:TYR:CD1	2.86	0.43
2:M:878:SER:HA	3:N:1034:GLN:OE1	2.18	0.43
3:N:80:VAL:HG12	3:N:81:THR:O	2.18	0.43
3:N:411:THR:HG22	9:N:9158:HOH:O	2.19	0.43
3:N:793:THR:O	3:N:879:ARG:HD3	2.19	0.43

Continued on next page...

Continued from previous page...

Atom-1	Atom-2	Interatomic distance (Å)	Clash overlap (Å)
3:N:1123:PHE:CE2	3:N:1184:GLN:HA	2.54	0.43
3:N:1143:GLY:HA2	3:N:1365:ASP:OD1	2.18	0.43
3:N:1243:THR:CB	3:N:1253:THR:HB	2.48	0.43
5:P:174:LEU:HD11	9:P:633:HOH:O	2.17	0.43
2:C:8:ARG:HD3	2:C:8:ARG:HA	1.92	0.43
2:C:259:GLY:HA3	9:C:9114:HOH:O	2.18	0.43
2:C:451:LEU:N	9:C:9147:HOH:O	2.49	0.43
2:C:577:PRO:HD2	2:C:580:MET:HG2	2.01	0.43
2:C:781:LYS:HA	9:C:9466:HOH:O	2.18	0.43
2:C:795:GLY:HA2	9:C:9958:HOH:O	2.19	0.43
3:D:162:ARG:O	3:D:434:ARG:HG3	2.18	0.43
3:D:560:GLN:HG2	5:F:218:GLN:HE22	1.83	0.43
3:D:715:ALA:O	3:D:764:LEU:HD12	2.18	0.43
3:D:1237:THR:HG22	3:D:1238:MET:N	2.34	0.43
5:F:140:ARG:HH11	5:F:140:ARG:HG3	1.83	0.43
5:F:260:ILE:CG2	5:F:264:MET:HB2	2.39	0.43
5:F:412:GLU:HG3	5:F:418:LEU:HD22	2.00	0.43
1:L:30:ARG:HA	9:L:6862:HOH:O	2.18	0.43
2:M:399:ASN:OD1	2:M:568:ALA:HB3	2.17	0.43
2:M:448:ASN:HA	2:M:451:LEU:HD12	2.00	0.43
2:M:1032:PHE:O	3:N:620:GLY:HA2	2.19	0.43
3:N:461:ILE:O	3:N:465:LEU:HB2	2.19	0.43
3:N:961:LYS:HG2	9:N:9370:HOH:O	2.17	0.43
3:N:1156:LEU:HG	3:N:1177:ALA:HB2	2.01	0.43
3:N:1377:LYS:HG2	3:N:1378:TYR:CE1	2.54	0.43
3:N:1379:VAL:HA	3:N:1420:LEU:CB	2.48	0.43
3:N:1384:PRO:HG2	9:N:2066:HOH:O	2.19	0.43
4:O:48:MET:CB	4:O:54:LEU:HB2	2.49	0.43
1:B:44:LEU:HD23	1:B:48:ILE:CD1	2.48	0.43
1:B:64:GLU:HB3	9:B:391:HOH:O	2.17	0.43
1:B:138:LEU:HA	9:B:340:HOH:O	2.18	0.43
2:C:8:ARG:HH11	2:C:10:ARG:HH22	1.66	0.43
2:C:195:LEU:HD21	2:C:238:LEU:HG	2.00	0.43
2:C:548:PRO:HD2	2:C:843:HIS:CE1	2.54	0.43
2:C:724:ARG:HH22	2:C:734:LEU:HB3	1.84	0.43
2:C:758:ARG:HG2	2:C:758:ARG:HH11	1.83	0.43
2:C:1043:TYR:HE2	3:D:768:ASN:ND2	2.16	0.43
2:C:1103:ASP:N	2:C:1107:ASN:O	2.51	0.43
3:D:35:ARG:HH11	3:D:35:ARG:HG3	1.83	0.43
3:D:161:LEU:HD13	3:D:452:ILE:HD12	2.01	0.43
3:D:187:LYS:HB3	9:D:9776:HOH:O	2.18	0.43

Continued on next page...

Continued from previous page...

Atom-1	Atom-2	Interatomic distance (Å)	Clash overlap (Å)
3:D:566:ILE:HD13	5:F:217:ASN:HB3	2.00	0.43
3:D:645:PRO:HG3	3:D:725:SER:O	2.18	0.43
3:D:853:VAL:CG2	3:D:858:VAL:HG23	2.48	0.43
5:F:340:SER:O	5:F:342:VAL:N	2.52	0.43
1:L:137:ARG:NH1	1:L:137:ARG:HB3	2.34	0.43
2:M:57:GLU:O	2:M:62:GLY:HA3	2.18	0.43
2:M:206:THR:HG21	9:M:1185:HOH:O	2.18	0.43
2:M:304:LEU:HD23	2:M:305:PRO:HD3	2.00	0.43
2:M:433:THR:CG2	2:M:488:ALA:HB1	2.48	0.43
2:M:704:HIS:HB3	2:M:831:ARG:HE	1.81	0.43
2:M:750:LYS:HB3	9:N:9537:HOH:O	2.18	0.43
2:M:836:GLY:HA2	3:N:725:SER:OG	2.19	0.43
2:M:969:GLN:HE21	2:M:969:GLN:HB3	1.70	0.43
3:N:35:ARG:HG3	3:N:36:THR:N	2.34	0.43
3:N:81:THR:O	3:N:82:LYS:O	2.36	0.43
3:N:703:ASN:HD22	3:N:713:ILE:HD11	1.84	0.43
3:N:820:GLU:HA	3:N:825:ALA:O	2.19	0.43
3:N:846:PRO:HA	9:N:9225:HOH:O	2.18	0.43
1:A:117:VAL:HB	1:A:120:VAL:CG1	2.48	0.43
1:B:59:GLU:HG2	9:B:461:HOH:O	2.19	0.43
1:B:123:MET:O	1:B:125:PRO:HD3	2.19	0.43
2:C:121:MET:HG3	2:C:127:PHE:CE2	2.54	0.43
2:C:185:LYS:HA	9:C:9171:HOH:O	2.18	0.43
2:C:338:GLU:O	2:C:341:THR:HG22	2.19	0.43
2:C:648:ARG:HG3	9:C:2118:HOH:O	2.19	0.43
2:C:787:ASP:C	2:C:787:ASP:OD1	2.57	0.43
3:D:84:ILE:HA	3:D:87:ARG:HG2	2.01	0.43
3:D:163:TYR:O	3:D:447:VAL:HG21	2.19	0.43
3:D:409:VAL:HB	9:D:9702:HOH:O	2.18	0.43
3:D:444:VAL:HG22	3:D:444:VAL:O	2.17	0.43
3:D:679:ARG:HB2	3:D:682:ASP:OD2	2.19	0.43
3:D:684:LYS:HG2	9:D:9634:HOH:O	2.17	0.43
3:D:820:GLU:HG3	3:D:836:VAL:HG11	2.00	0.43
3:D:921:ARG:HD2	9:D:9512:HOH:O	2.18	0.43
3:D:924:MET:HG3	9:D:2267:HOH:O	2.19	0.43
3:D:1318:TYR:HD1	3:D:1319:VAL:N	2.16	0.43
3:D:1404:ASN:ND2	3:D:1408:ILE:HD12	2.33	0.43
5:F:402:ASN:HA	5:F:405:LEU:CD2	2.47	0.43
1:L:86:VAL:HG13	1:L:86:VAL:O	2.18	0.43
1:L:194:LYS:HG2	9:L:1860:HOH:O	2.18	0.43
1:L:205:VAL:HG23	1:L:206:THR:N	2.34	0.43

Continued on next page...

Continued from previous page...

Atom-1	Atom-2	Interatomic distance (Å)	Clash overlap (Å)
2:M:10:ARG:HD2	9:M:1620:HOH:O	2.18	0.43
2:M:92:ALA:HB1	9:M:1326:HOH:O	2.18	0.43
2:M:196:LEU:O	2:M:200:LEU:HG	2.19	0.43
2:M:722:ILE:HG23	2:M:722:ILE:O	2.19	0.43
3:N:81:THR:HG22	3:N:82:LYS:N	2.33	0.43
3:N:421:LEU:HD11	3:N:437:VAL:HG22	2.00	0.43
3:N:486:ARG:HA	3:N:489:ARG:CD	2.47	0.43
3:N:1415:VAL:HG23	3:N:1415:VAL:O	2.19	0.43
4:O:33:HIS:CD2	4:O:89:MET:HG2	2.54	0.43
5:P:232:ARG:HA	5:P:232:ARG:HD2	1.83	0.43
5:P:260:ILE:CG2	5:P:264:MET:HB2	2.45	0.43
1:A:20:TYR:HD2	1:A:21:GLY:N	2.08	0.43
2:C:20:GLU:HG2	2:C:21:ILE:N	2.34	0.43
2:C:73:LEU:HG	9:C:9802:HOH:O	2.18	0.43
2:C:75:GLU:O	2:C:93:PRO:HG2	2.18	0.43
2:C:611:ILE:HD11	2:C:641:PRO:HG3	2.01	0.43
2:C:1013:TYR:CZ	2:C:1063:ARG:NE	2.86	0.43
2:C:1052:MET:SD	2:C:1056:LYS:HD3	2.58	0.43
2:C:1063:ARG:HB2	9:D:9247:HOH:O	2.18	0.43
2:C:1089:VAL:O	2:C:1093:GLN:HG2	2.19	0.43
3:D:183:GLU:HA	3:D:186:VAL:CG1	2.49	0.43
3:D:422:ALA:O	3:D:427:VAL:HG21	2.18	0.43
3:D:493:ARG:NH1	3:D:493:ARG:HG2	2.33	0.43
3:D:560:GLN:HB2	9:F:462:HOH:O	2.17	0.43
3:D:563:PRO:HG3	3:D:566:ILE:HD12	1.99	0.43
3:D:639:LEU:N	3:D:729:HIS:CD2	2.87	0.43
3:D:825:ALA:HB1	9:D:9252:HOH:O	2.19	0.43
3:D:1109:GLU:HG2	3:D:1202:GLN:N	2.33	0.43
3:D:1213:ARG:HB2	3:D:1214:PRO:CD	2.49	0.43
3:D:1236:LEU:HA	3:D:1359:GLN:CD	2.40	0.43
3:D:1310:ARG:HG2	3:D:1327:ARG:HB3	2.00	0.43
3:D:1310:ARG:CZ	3:D:1327:ARG:HB3	2.48	0.43
3:D:1472:ILE:HA	3:D:1473:PRO:HD3	1.83	0.43
4:E:41:GLU:HA	9:E:136:HOH:O	2.17	0.43
5:F:81:VAL:O	5:F:85:LEU:HG	2.19	0.43
5:F:102:LEU:HD13	5:F:187:LEU:HA	1.99	0.43
1:K:176:ARG:O	1:K:200:TRP:HE3	2.02	0.43
1:K:229:GLN:HE21	1:K:229:GLN:HB2	1.66	0.43
1:L:88:ARG:HD2	9:L:1915:HOH:O	2.17	0.43
1:L:212:ASN:HA	9:L:2433:HOH:O	2.18	0.43
2:M:227:PHE:HA	2:M:230:ARG:HH21	1.84	0.43

Continued on next page...

Continued from previous page...

Atom-1	Atom-2	Interatomic distance (Å)	Clash overlap (Å)
2:M:545:ASN:OD1	2:M:905:ILE:HD11	2.19	0.43
2:M:547:ILE:HA	2:M:548:PRO:HD3	1.93	0.43
2:M:1056:LYS:HD2	9:M:1234:HOH:O	2.19	0.43
3:N:34:TYR:O	3:N:35:ARG:C	2.57	0.43
3:N:87:ARG:HD2	3:N:88:TYR:CE2	2.54	0.43
3:N:111:LYS:HD2	3:N:1452:ILE:HG12	2.00	0.43
3:N:399:ARG:HB3	3:N:402:PRO:HG3	2.00	0.43
3:N:482:LYS:HE3	9:N:9201:HOH:O	2.18	0.43
3:N:494:LYS:HA	3:N:497:GLU:CD	2.40	0.43
3:N:544:TYR:HB3	9:N:9462:HOH:O	2.18	0.43
3:N:688:TRP:HA	3:N:688:TRP:HE3	1.84	0.43
3:N:759:ALA:HA	3:N:763:MET:HB3	2.00	0.43
3:N:1031:ASN:HB3	9:N:9624:HOH:O	2.18	0.43
3:N:1465:ASN:HD21	3:N:1470:ARG:HH11	1.65	0.43
4:O:59:ASN:HB2	9:O:3494:HOH:O	2.19	0.43
5:P:117:SER:OG	5:P:124:PRO:HG3	2.18	0.43
5:P:162:LYS:HA	5:P:165:SER:OG	2.18	0.43
5:P:416:ARG:HD2	5:P:419:ARG:CB	2.49	0.43
1:A:9:PRO:HB3	1:A:25:LEU:CG	2.48	0.42
1:A:189:ARG:HD2	1:A:191:ASP:OD2	2.18	0.42
2:C:36:PRO:HB2	2:C:70:GLU:HG2	2.01	0.42
2:C:118:ILE:HD12	2:C:118:ILE:O	2.19	0.42
2:C:301:GLU:O	2:C:305:PRO:HG2	2.19	0.42
2:C:310:LEU:HD12	2:C:310:LEU:HA	1.86	0.42
2:C:339:LEU:HG	9:C:9652:HOH:O	2.19	0.42
2:C:886:LEU:HD23	3:D:951:ILE:CG1	2.48	0.42
2:C:1088:LEU:HD21	2:C:1092:LEU:HD12	2.01	0.42
3:D:213:VAL:HG11	9:D:9561:HOH:O	2.19	0.42
3:D:416:ALA:HB3	3:D:417:PRO:HD3	2.01	0.42
3:D:553:ARG:NH1	5:F:214:GLN:HB2	2.34	0.42
3:D:703:ASN:ND2	3:D:707:THR:HG23	2.33	0.42
3:D:764:LEU:HD23	3:D:767:HIS:CE1	2.52	0.42
3:D:924:MET:O	3:D:927:THR:HB	2.19	0.42
3:D:1299:PHE:N	3:D:1299:PHE:HD2	2.16	0.42
3:D:1359:GLN:HB3	3:D:1359:GLN:HE21	1.59	0.42
4:E:72:ARG:NH2	9:E:102:HOH:O	2.50	0.42
1:K:131:THR:HG22	9:K:1923:HOH:O	2.17	0.42
1:K:195:LEU:HD12	1:K:196:THR:N	2.34	0.42
1:L:51:THR:OG1	1:L:87:VAL:HG22	2.19	0.42
1:L:186:LEU:N	9:L:1387:HOH:O	2.50	0.42
2:M:58:ASP:O	2:M:59:LYS:HG3	2.18	0.42

Continued on next page...

Continued from previous page...

Atom-1	Atom-2	Interatomic distance (Å)	Clash overlap (Å)
2:M:242:LEU:HD23	2:M:243:ARG:H	1.84	0.42
2:M:261:ILE:HG21	9:M:1419:HOH:O	2.19	0.42
2:M:274:ARG:NE	9:M:2049:HOH:O	2.52	0.42
2:M:405:ARG:NH1	2:M:442:GLU:HG2	2.33	0.42
2:M:473:ARG:HD3	2:M:474:VAL:N	2.34	0.42
2:M:692:GLU:HB2	2:M:853:LEU:O	2.19	0.42
2:M:770:GLU:N	9:M:1470:HOH:O	2.48	0.42
3:N:123:LEU:HD21	3:N:152:LEU:HD22	2.01	0.42
3:N:169:TYR:N	3:N:170:PRO:HD3	2.34	0.42
3:N:440:VAL:HG12	3:N:441:ARG:N	2.34	0.42
3:N:654:LYS:CD	3:N:674:ARG:HH22	2.31	0.42
3:N:1026:SER:C	3:N:1028:ALA:H	2.21	0.42
3:N:1045:MET:CG	3:N:1073:SER:HA	2.44	0.42
3:N:1310:ARG:N	9:N:9288:HOH:O	2.51	0.42
5:P:254:GLN:HA	9:P:707:HOH:O	2.19	0.42
1:B:85:LEU:HD12	1:B:124:ASN:HB3	2.00	0.42
2:C:220:GLY:HA3	9:C:9396:HOH:O	2.19	0.42
2:C:230:ARG:HG3	9:C:9876:HOH:O	2.18	0.42
2:C:313:LEU:HD12	2:C:313:LEU:O	2.19	0.42
2:C:910:LYS:HG3	9:C:9658:HOH:O	2.19	0.42
3:D:886:VAL:HG13	3:D:930:LEU:HD13	2.00	0.42
3:D:1295:GLU:HB3	3:D:1300:SER:OG	2.19	0.42
5:F:273:ARG:HG2	9:F:622:HOH:O	2.19	0.42
5:F:375:LEU:HD23	5:F:376:ILE:HG13	2.02	0.42
1:L:89:PHE:CZ	1:L:146:ARG:HB3	2.54	0.42
2:M:18:LEU:HD23	2:M:404:LEU:CD2	2.49	0.42
2:M:139:GLN:CG	2:M:418:LEU:HD22	2.49	0.42
2:M:265:ARG:HD3	2:M:267:TYR:HB3	2.00	0.42
2:M:353:ARG:HG2	9:M:1432:HOH:O	2.19	0.42
2:M:473:ARG:HD2	2:M:475:VAL:CG2	2.49	0.42
2:M:486:MET:CE	2:M:491:GLU:HA	2.49	0.42
3:N:163:TYR:HE2	3:N:167:GLU:OE2	2.02	0.42
3:N:455:ARG:HB3	3:N:460:ALA:HB2	2.00	0.42
3:N:551:ASN:O	3:N:555:LYS:HD2	2.20	0.42
3:N:587:ARG:HB2	9:N:2283:HOH:O	2.19	0.42
3:N:630:VAL:HG12	3:N:631:ILE:N	2.33	0.42
3:N:950:GLY:C	3:N:952:ASP:N	2.70	0.42
3:N:1187:PRO:HG2	9:N:9329:HOH:O	2.19	0.42
3:N:1379:VAL:CG1	3:N:1395:LEU:HD23	2.47	0.42
3:N:1406:ARG:HG2	3:N:1407:LEU:HD13	2.00	0.42
4:O:10:PHE:HE2	4:O:16:LYS:HG3	1.83	0.42

Continued on next page...

Continued from previous page...

Atom-1	Atom-2	Interatomic distance (Å)	Clash overlap (Å)
5:P:133:ALA:HB2	5:P:142:ARG:HE	1.84	0.42
1:B:51:THR:HA	1:B:145:ASP:O	2.18	0.42
1:B:111:ALA:O	1:B:114:PHE:HD1	2.02	0.42
2:C:212:GLY:C	2:C:215:GLY:H	2.23	0.42
2:C:376:ARG:NH1	2:C:376:ARG:HB2	2.35	0.42
2:C:760:SER:O	2:C:785:VAL:HG22	2.20	0.42
2:C:817:PRO:C	2:C:819:VAL:H	2.21	0.42
2:C:843:HIS:CD2	2:C:884:GLN:HA	2.54	0.42
3:D:389:GLU:O	3:D:389:GLU:HG2	2.19	0.42
3:D:462:GLN:HA	3:D:513:ILE:CD1	2.47	0.42
3:D:462:GLN:HB3	9:D:2118:HOH:O	2.19	0.42
3:D:798:GLU:HA	9:D:2151:HOH:O	2.20	0.42
3:D:804:LEU:N	9:D:2490:HOH:O	2.51	0.42
3:D:938:GLY:O	3:D:942:SER:HB3	2.18	0.42
3:D:1379:VAL:HA	3:D:1420:LEU:HB2	2.01	0.42
4:E:40:LEU:HD22	9:E:214:HOH:O	2.20	0.42
1:K:44:LEU:HD23	1:K:174:VAL:CG2	2.48	0.42
1:K:123:MET:C	1:K:125:PRO:HD3	2.40	0.42
1:L:65:PHE:HB2	9:L:1369:HOH:O	2.17	0.42
2:M:83:CYS:CA	2:M:88:LEU:HB3	2.43	0.42
2:M:176:VAL:C	2:M:178:PRO:HD3	2.39	0.42
2:M:899:GLN:HG3	2:M:901:TYR:OH	2.18	0.42
2:M:938:LYS:O	2:M:942:GLU:HB2	2.19	0.42
2:M:1037:VAL:HG13	2:M:1049:LEU:HD21	2.01	0.42
3:N:28:LYS:HZ1	3:N:552:ASN:HD22	1.67	0.42
3:N:168:THR:OG1	3:N:393:ILE:HB	2.20	0.42
3:N:176:ASP:O	3:N:180:LYS:HG3	2.19	0.42
3:N:221:ALA:HB3	3:N:367:ILE:CB	2.49	0.42
3:N:521:PRO:O	3:N:525:ARG:NH1	2.53	0.42
3:N:728:LEU:HG	3:N:729:HIS:N	2.35	0.42
3:N:863:VAL:HG12	9:N:9874:HOH:O	2.17	0.42
3:N:958:GLU:HG3	3:N:961:LYS:HE2	2.02	0.42
3:N:1033:GLN:NE2	3:N:1036:ARG:NH1	2.55	0.42
3:N:1047:LYS:HA	3:N:1053:PHE:CE1	2.53	0.42
3:N:1114:THR:CG2	3:N:1116:ASN:HD21	2.32	0.42
3:N:1271:LYS:HE3	3:N:1334:GLN:HE22	1.85	0.42
3:N:1346:ARG:NE	3:N:1346:ARG:HA	2.34	0.42
1:A:67:THR:HG21	2:C:627:ARG:NE	2.30	0.42
1:A:207:PRO:HB2	9:A:395:HOH:O	2.18	0.42
2:C:260:LEU:HA	2:C:291:ALA:HB1	2.00	0.42
2:C:372:LEU:HD21	9:C:9063:HOH:O	2.19	0.42

Continued on next page...

Continued from previous page...

Atom-1	Atom-2	Interatomic distance (Å)	Clash overlap (Å)
2:C:773:LEU:HD22	5:F:373:LYS:CB	2.50	0.42
2:C:987:ILE:CG2	3:D:948:THR:HG21	2.29	0.42
2:C:1008:ARG:NH2	2:C:1021:LEU:O	2.52	0.42
2:C:1060:ILE:HA	2:C:1063:ARG:NH1	2.35	0.42
2:C:1091:GLU:OE1	3:D:613:ARG:HG2	2.19	0.42
3:D:131:LYS:NZ	9:D:2249:HOH:O	2.52	0.42
3:D:441:ARG:O	3:D:443:VAL:N	2.52	0.42
3:D:708:LEU:HD23	3:D:708:LEU:HA	1.88	0.42
3:D:820:GLU:HA	3:D:825:ALA:O	2.20	0.42
3:D:1047:LYS:HB3	3:D:1048:PRO:CD	2.49	0.42
3:D:1057:VAL:HA	3:D:1069:GLU:OE2	2.19	0.42
4:E:61:GLU:OE2	4:E:62:THR:N	2.52	0.42
5:F:88:ILE:O	5:F:92:PRO:HG3	2.20	0.42
5:F:95:THR:HG23	5:F:234:LYS:NZ	2.34	0.42
5:F:102:LEU:O	5:F:106:VAL:HG23	2.20	0.42
5:F:400:ILE:HD13	9:F:481:HOH:O	2.19	0.42
5:F:403:LYS:HA	5:F:403:LYS:HZ3	1.83	0.42
1:K:72:LYS:HZ1	2:M:644:VAL:HG12	1.85	0.42
1:L:184:THR:O	1:L:192:LEU:HB2	2.19	0.42
2:M:611:ILE:HD11	2:M:641:PRO:CG	2.49	0.42
2:M:872:ASN:ND2	2:M:874:LEU:HB2	2.34	0.42
2:M:897:LEU:CB	2:M:899:GLN:HE21	2.26	0.42
2:M:950:LEU:HA	9:M:1413:HOH:O	2.18	0.42
3:N:573:MET:SD	5:P:210:LEU:HB3	2.59	0.42
3:N:666:ILE:HG22	3:N:684:LYS:NZ	2.35	0.42
3:N:1007:VAL:O	3:N:1010:ASN:HB3	2.19	0.42
3:N:1281:VAL:HG21	3:N:1313:VAL:HG21	2.01	0.42
4:O:58:PRO:HD2	9:O:5431:HOH:O	2.19	0.42
1:A:58:ILE:HG21	1:A:68:ILE:HD11	2.01	0.42
1:A:72:LYS:O	2:C:608:GLY:HA2	2.19	0.42
1:A:173:PRO:O	1:A:201:THR:HG23	2.19	0.42
1:A:193:ASP:OD1	1:A:193:ASP:N	2.52	0.42
1:B:96:THR:HB	9:B:437:HOH:O	2.19	0.42
2:C:164:PRO:HA	9:C:9763:HOH:O	2.19	0.42
2:C:323:ASP:HB2	9:C:9484:HOH:O	2.19	0.42
2:C:707:ARG:HG3	2:C:826:TYR:CD1	2.55	0.42
2:C:853:LEU:HD23	2:C:858:MET:HB3	2.01	0.42
2:C:885:ILE:HG21	3:D:949:ILE:HG22	2.02	0.42
2:C:1019:GLN:H	2:C:1019:GLN:HG2	1.61	0.42
3:D:85:VAL:HG12	3:D:89:ARG:HE	1.85	0.42
3:D:93:ILE:HD12	3:D:519:VAL:CG2	2.47	0.42

Continued on next page...

Continued from previous page...

Atom-1	Atom-2	Interatomic distance (Å)	Clash overlap (Å)
3:D:133:ILE:HG22	3:D:455:ARG:C	2.40	0.42
3:D:146:PRO:HG2	9:D:2681:HOH:O	2.18	0.42
3:D:162:ARG:O	3:D:162:ARG:HD3	2.19	0.42
3:D:400:VAL:HB	9:D:2574:HOH:O	2.19	0.42
3:D:683:ILE:HG23	3:D:687:VAL:HB	2.00	0.42
3:D:705:ALA:CB	3:D:706:PRO:HD3	2.48	0.42
3:D:1155:VAL:CG1	3:D:1177:ALA:HB1	2.49	0.42
5:F:184:ARG:HH21	5:F:221:ILE:CG2	2.33	0.42
5:F:220:LEU:HD21	5:F:235:PHE:CE2	2.55	0.42
1:K:64:GLU:OE2	1:K:76:VAL:HG13	2.19	0.42
1:K:211:LEU:O	1:K:215:VAL:HG13	2.19	0.42
1:L:13:VAL:HG13	1:L:23:PHE:CE1	2.54	0.42
1:L:219:ARG:O	1:L:223:THR:HG23	2.19	0.42
1:L:221:HIS:HA	1:L:224:TYR:CD2	2.54	0.42
2:M:45:GLN:N	9:M:1760:HOH:O	2.53	0.42
2:M:73:LEU:HD23	2:M:94:LEU:HD22	2.02	0.42
2:M:191:PHE:CE2	2:M:196:LEU:HB2	2.54	0.42
2:M:346:VAL:HG12	9:M:2249:HOH:O	2.20	0.42
2:M:365:ASP:O	2:M:367:LEU:HD12	2.19	0.42
2:M:603:VAL:HG13	2:M:613:VAL:HG12	2.01	0.42
3:N:34:TYR:N	3:N:34:TYR:CD2	2.87	0.42
3:N:65:ARG:HG3	3:N:66:GLN:N	2.32	0.42
3:N:127:LEU:HD11	3:N:461:ILE:HD11	2.01	0.42
3:N:400:VAL:HG22	9:N:9669:HOH:O	2.19	0.42
3:N:525:ARG:N	3:N:526:PRO:HD3	2.35	0.42
3:N:674:ARG:HD3	9:N:2542:HOH:O	2.18	0.42
3:N:1065:LEU:HD12	3:N:1069:GLU:OE1	2.19	0.42
3:N:1101:VAL:CG1	3:N:1428:ALA:HB2	2.49	0.42
3:N:1498:ALA:HB2	4:O:88:GLU:OE1	2.19	0.42
5:P:104:ARG:HG2	9:P:571:HOH:O	2.20	0.42
5:P:271:LEU:CD1	5:P:307:THR:HB	2.49	0.42
2:C:195:LEU:CD1	9:C:2092:HOH:O	2.65	0.42
2:C:272:ALA:O	2:C:276:LYS:HE3	2.20	0.42
2:C:464:LEU:HD12	2:C:465:GLY:N	2.34	0.42
2:C:626:ARG:HH12	2:C:637:LEU:CD1	2.31	0.42
2:C:640:ARG:CB	2:C:642:ARG:HH12	2.33	0.42
2:C:964:LYS:HD2	9:C:9183:HOH:O	2.19	0.42
3:D:62:LYS:N	9:D:9127:HOH:O	2.52	0.42
3:D:175:VAL:HG13	3:D:217:LYS:CB	2.49	0.42
3:D:445:ARG:NH1	3:D:445:ARG:HG2	2.34	0.42
3:D:535:PHE:HB2	9:D:2022:HOH:O	2.19	0.42

Continued on next page...

Continued from previous page...

Atom-1	Atom-2	Interatomic distance (Å)	Clash overlap (Å)
3:D:553:ARG:HD2	3:D:570:GLU:CD	2.38	0.42
3:D:613:ARG:HD2	3:D:613:ARG:HA	1.78	0.42
3:D:724:GLN:N	9:D:2200:HOH:O	2.48	0.42
3:D:1271:LYS:HD3	9:D:2230:HOH:O	2.18	0.42
3:D:1339:LYS:HG2	3:D:1343:ALA:HB2	2.01	0.42
3:D:1485:GLN:H	3:D:1485:GLN:HG2	1.64	0.42
5:F:190:ALA:HB1	9:F:630:HOH:O	2.19	0.42
5:F:260:ILE:HD11	5:F:310:ILE:CG2	2.50	0.42
1:L:137:ARG:HG3	9:L:2022:HOH:O	2.19	0.42
1:L:173:PRO:HA	1:L:202:ASP:OD2	2.19	0.42
2:M:3:ILE:HA	2:M:900:ARG:O	2.20	0.42
2:M:182:VAL:HG12	9:M:1903:HOH:O	2.19	0.42
2:M:328:LEU:HD11	2:M:434:HIS:CD2	2.55	0.42
2:M:368:THR:HB	2:M:369:PRO:CD	2.47	0.42
2:M:498:GLN:O	2:M:532:MET:SD	2.77	0.42
2:M:682:TYR:HB2	9:M:1161:HOH:O	2.20	0.42
2:M:779:GLY:HA3	9:M:1700:HOH:O	2.20	0.42
2:M:839:LEU:HD21	2:M:849:VAL:CG2	2.48	0.42
2:M:861:LEU:HD23	2:M:862:PRO:HD2	2.01	0.42
2:M:910:LYS:HD2	2:M:910:LYS:N	2.34	0.42
9:M:1234:HOH:O	3:N:751:LEU:HD12	2.19	0.42
3:N:148:GLU:HB3	3:N:151:GLN:CB	2.45	0.42
3:N:177:ALA:HB1	3:N:199:LEU:HB3	2.01	0.42
3:N:206:ARG:HG2	3:N:206:ARG:HH11	1.85	0.42
3:N:428:LYS:HB3	3:N:450:TYR:CE1	2.53	0.42
3:N:553:ARG:NH1	9:N:9975:HOH:O	2.52	0.42
3:N:644:LEU:O	3:N:720:LEU:HA	2.19	0.42
3:N:852:ALA:O	3:N:857:ILE:HG12	2.20	0.42
3:N:950:GLY:O	3:N:951:ILE:C	2.55	0.42
3:N:1033:GLN:HB3	9:N:9624:HOH:O	2.20	0.42
3:N:1138:ALA:CA	3:N:1141:GLU:HG3	2.44	0.42
3:N:1197:ARG:HD2	3:N:1198:TYR:CE1	2.55	0.42
3:N:1311:LEU:HD23	3:N:1311:LEU:H	1.84	0.42
4:O:31:LEU:HD11	4:O:60:ALA:HB2	2.02	0.42
5:P:352:GLU:O	5:P:356:LYS:HG3	2.19	0.42
5:P:361:LEU:CD2	5:P:366:ALA:HB2	2.39	0.42
1:B:101:LEU:HD12	1:B:114:PHE:CE1	2.55	0.42
1:B:217:ILE:O	1:B:221:HIS:ND1	2.53	0.42
2:C:265:ARG:HB2	9:C:9022:HOH:O	2.19	0.42
2:C:1097:LEU:HD12	3:D:1451:ALA:HB2	2.02	0.42
3:D:4:GLU:HA	9:D:2324:HOH:O	2.20	0.42

Continued on next page...

Continued from previous page...

Atom-1	Atom-2	Interatomic distance (Å)	Clash overlap (Å)
3:D:36:THR:O	3:D:38:LYS:N	2.53	0.42
3:D:186:VAL:HG11	3:D:213:VAL:HB	2.00	0.42
3:D:521:PRO:HA	3:D:522:PRO:HD3	1.82	0.42
3:D:525:ARG:HA	3:D:538:SER:CB	2.44	0.42
3:D:553:ARG:HH11	5:F:214:GLN:CB	2.33	0.42
3:D:711:LEU:CD1	3:D:778:LEU:HD23	2.49	0.42
3:D:818:ARG:HB2	9:D:9115:HOH:O	2.17	0.42
3:D:850:LEU:HG	3:D:850:LEU:H	1.47	0.42
3:D:1066:THR:CG2	3:D:1069:GLU:HG3	2.48	0.42
3:D:1294:VAL:O	3:D:1300:SER:HA	2.20	0.42
3:D:1302:GLU:HB3	9:D:9800:HOH:O	2.18	0.42
5:F:196:VAL:HG13	5:F:213:ILE:CD1	2.50	0.42
5:F:218:GLN:HG2	9:F:817:HOH:O	2.18	0.42
5:F:369:LEU:HA	9:F:706:HOH:O	2.19	0.42
1:L:48:ILE:HD12	1:L:174:VAL:HG21	2.01	0.42
1:L:86:VAL:HG12	1:L:124:ASN:CG	2.40	0.42
1:L:143:ARG:HB2	9:L:3535:HOH:O	2.18	0.42
1:L:169:ALA:HB1	1:L:171:PHE:CE2	2.55	0.42
2:M:41:ASN:H	2:M:41:ASN:ND2	2.18	0.42
2:M:172:ILE:HD12	2:M:172:ILE:N	2.35	0.42
2:M:358:ARG:NH2	2:M:374:ASN:HB3	2.32	0.42
2:M:549:PHE:N	9:M:1643:HOH:O	2.52	0.42
2:M:577:PRO:HA	2:M:671:ASN:ND2	2.31	0.42
2:M:605:LYS:HB2	2:M:610:ARG:HH12	1.79	0.42
2:M:674:VAL:O	2:M:989:VAL:HA	2.18	0.42
2:M:1018:GLN:HG3	2:M:1060:ILE:HD11	2.01	0.42
3:N:13:ALA:O	3:N:511:TRP:HB3	2.19	0.42
3:N:44:LEU:O	3:N:525:ARG:NH2	2.53	0.42
3:N:56:TYR:HE2	3:N:69:GLU:HB2	1.85	0.42
3:N:95:LEU:HD23	3:N:574:LEU:HD21	2.01	0.42
3:N:223:LEU:N	3:N:365:ASP:O	2.50	0.42
3:N:537:THR:HG22	5:P:314:PRO:HB2	2.01	0.42
3:N:564:GLU:HA	3:N:567:ILE:HD12	2.02	0.42
3:N:565:ILE:O	3:N:569:ASN:HB2	2.18	0.42
3:N:712:GLY:HA2	9:N:9145:HOH:O	2.20	0.42
3:N:754:PHE:HA	4:O:24:ALA:CB	2.50	0.42
3:N:1109:GLU:HA	9:N:9843:HOH:O	2.19	0.42
3:N:1118:ILE:CG2	3:N:1346:ARG:HH22	2.32	0.42
3:N:1149:LEU:HD21	9:N:2153:HOH:O	2.18	0.42
3:N:1150:ALA:O	3:N:1151:ARG:HD3	2.19	0.42
3:N:1441:GLN:HB3	9:N:9134:HOH:O	2.18	0.42

Continued on next page...

Continued from previous page...

Atom-1	Atom-2	Interatomic distance (Å)	Clash overlap (Å)
4:O:51:LEU:HD22	9:O:2325:HOH:O	2.19	0.42
5:P:138:SER:O	5:P:141:VAL:HG12	2.20	0.42
5:P:185:GLN:O	5:P:189:GLU:HG3	2.20	0.42
1:A:178:ALA:O	1:A:198:ARG:HG3	2.19	0.42
1:B:58:ILE:HD12	1:B:140:MET:CE	2.50	0.42
2:C:199:VAL:HG13	2:C:235:LEU:CG	2.49	0.42
2:C:208:ALA:HA	2:C:218:VAL:CG2	2.49	0.42
2:C:305:PRO:HG2	9:C:9047:HOH:O	2.20	0.42
2:C:554:ASP:HB2	2:C:880:MET:HB2	2.01	0.42
2:C:659:PRO:HD3	9:C:9247:HOH:O	2.19	0.42
2:C:834:GLN:HE21	2:C:834:GLN:HB2	1.63	0.42
2:C:896:PHE:HB3	2:C:924:VAL:HB	2.00	0.42
3:D:525:ARG:N	3:D:526:PRO:HD3	2.35	0.42
3:D:644:LEU:O	3:D:720:LEU:HA	2.20	0.42
3:D:662:GLU:HG3	3:D:669:ASN:HA	2.02	0.42
3:D:955:VAL:HG21	3:D:1015:TYR:CE2	2.54	0.42
3:D:957:PRO:CD	3:D:1007:VAL:HG12	2.49	0.42
3:D:1009:LYS:O	3:D:1013:GLU:HG3	2.20	0.42
3:D:1152:GLU:HB3	9:D:2316:HOH:O	2.18	0.42
3:D:1192:LEU:HD22	3:D:1345:GLU:CD	2.40	0.42
3:D:1223:ILE:H	3:D:1223:ILE:CD1	2.15	0.42
3:D:1405:GLU:OE2	3:D:1413:THR:HB	2.19	0.42
3:D:1487:VAL:HG22	9:D:9579:HOH:O	2.19	0.42
5:F:110:MET:CG	5:F:114:LYS:HE3	2.50	0.42
5:F:363:GLU:HA	5:F:367:MET:HE3	1.99	0.42
1:K:35:THR:HG21	1:L:43:ILE:CD1	2.46	0.42
2:M:68:PHE:HE1	2:M:96:ALA:HB1	1.85	0.42
2:M:212:GLY:C	2:M:215:GLY:H	2.23	0.42
2:M:677:MET:HB3	2:M:987:ILE:HD13	2.01	0.42
3:N:96:ALA:HB1	3:N:554:LEU:HD12	2.02	0.42
3:N:199:LEU:N	9:N:9842:HOH:O	2.53	0.42
3:N:660:LYS:HD2	3:N:694:VAL:HG23	2.02	0.42
3:N:700:VAL:O	3:N:715:ALA:HA	2.19	0.42
3:N:853:VAL:HA	3:N:858:VAL:O	2.19	0.42
3:N:863:VAL:HG21	9:N:9558:HOH:O	2.20	0.42
3:N:1054:GLU:HG2	9:N:9206:HOH:O	2.18	0.42
4:O:29:GLN:HE21	4:O:29:GLN:HB2	1.70	0.42
5:P:259:ARG:HG3	5:P:259:ARG:NH1	2.35	0.42
1:A:153:ALA:HA	1:A:156:HIS:CE1	2.55	0.42
1:B:101:LEU:HD11	1:B:113:ASP:HB2	2.02	0.42
1:B:184:THR:O	1:B:192:LEU:HB2	2.19	0.42

Continued on next page...

Continued from previous page...

Atom-1	Atom-2	Interatomic distance (Å)	Clash overlap (Å)
2:C:26:TYR:HB2	2:C:121:MET:CE	2.50	0.42
2:C:95:TYR:HD2	2:C:114:PHE:CB	2.26	0.42
2:C:502:PRO:HB2	2:C:509:ALA:HB3	2.02	0.42
2:C:761:PHE:N	2:C:761:PHE:CD1	2.88	0.42
2:C:916:GLU:HB3	9:C:9202:HOH:O	2.19	0.42
2:C:959:PRO:HG2	9:C:2237:HOH:O	2.18	0.42
2:C:1006:HIS:N	2:C:1006:HIS:HD1	2.18	0.42
3:D:42:ASP:HA	3:D:46:ASP:OD1	2.19	0.42
3:D:93:ILE:CD1	3:D:519:VAL:HG22	2.49	0.42
3:D:111:LYS:HE2	3:D:1452:ILE:HG12	2.02	0.42
3:D:190:GLU:HG3	3:D:210:ARG:CZ	2.49	0.42
3:D:583:ASP:HB2	3:D:604:THR:OG1	2.19	0.42
3:D:678:GLU:HB2	9:D:2080:HOH:O	2.20	0.42
3:D:1107:VAL:HA	3:D:1200:VAL:O	2.19	0.42
3:D:1129:THR:O	3:D:1130:ARG:HD2	2.19	0.42
3:D:1206:GLY:HA3	3:D:1366:LYS:HZ3	1.83	0.42
3:D:1264:GLU:OE1	3:D:1425:THR:HB	2.19	0.42
3:D:1287:GLU:HB3	9:D:2572:HOH:O	2.20	0.42
3:D:1289:LYS:HE2	3:D:1306:PRO:HG3	2.02	0.42
5:F:87:GLU:HB3	9:F:660:HOH:O	2.19	0.42
5:F:94:LEU:HB2	5:F:98:GLU:OE2	2.20	0.42
5:F:302:LYS:HA	9:F:599:HOH:O	2.19	0.42
1:L:1:MET:O	1:L:6:LEU:HB2	2.20	0.42
1:L:12:THR:OG1	1:L:24:VAL:HB	2.20	0.42
1:L:112:ARG:NH1	1:L:126:ASP:HA	2.27	0.42
2:M:127:PHE:O	2:M:133:ASP:HA	2.20	0.42
2:M:291:ALA:O	2:M:299:LYS:HE2	2.19	0.42
2:M:449:ILE:O	2:M:451:LEU:N	2.53	0.42
2:M:839:LEU:N	2:M:839:LEU:HD23	2.34	0.42
2:M:910:LYS:HB3	2:M:912:PRO:HD2	2.01	0.42
2:M:1070:ILE:HG23	3:N:656:PHE:CD1	2.54	0.42
3:N:30:GLU:HB3	3:N:40:GLU:CG	2.47	0.42
3:N:179:VAL:O	3:N:183:GLU:HB2	2.20	0.42
3:N:209:ARG:HD2	9:N:9666:HOH:O	2.20	0.42
3:N:565:ILE:HD11	5:P:189:GLU:HG2	2.02	0.42
3:N:684:LYS:CB	3:N:686:GLU:HG3	2.50	0.42
3:N:1106:VAL:O	3:N:1108:ARG:HG2	2.20	0.42
3:N:1107:VAL:O	3:N:1218:GLY:N	2.52	0.42
4:O:36:LYS:HB2	9:O:6857:HOH:O	2.18	0.42
1:A:31:GLY:N	1:A:193:ASP:OD2	2.52	0.42
1:A:184:THR:HG23	1:A:192:LEU:HB2	2.02	0.42

Continued on next page...

Continued from previous page...

Atom-1	Atom-2	Interatomic distance (Å)	Clash overlap (Å)
1:B:99:LEU:HG	1:B:114:PHE:HB3	2.02	0.42
2:C:5:ARG:H	2:C:5:ARG:HG3	1.72	0.42
2:C:137:VAL:O	2:C:391:LEU:HD11	2.19	0.42
2:C:140:ILE:HG12	2:C:411:SER:O	2.20	0.42
2:C:165:LEU:HA	2:C:166:PRO:O	2.20	0.42
2:C:390:GLN:HG2	9:C:9061:HOH:O	2.19	0.42
2:C:418:LEU:HB2	9:C:9587:HOH:O	2.20	0.42
2:C:504:GLU:OE1	2:C:507:ARG:HD2	2.20	0.42
2:C:911:GLU:HB3	2:C:912:PRO:HD3	2.02	0.42
2:C:950:LEU:HD11	3:D:1017:PHE:O	2.20	0.42
2:C:979:THR:HG23	2:C:981:GLU:HB2	2.02	0.42
2:C:1001:VAL:HA	9:C:9140:HOH:O	2.19	0.42
2:C:1019:GLN:HE21	2:C:1019:GLN:HB3	1.65	0.42
3:D:33:ASN:HD22	3:D:34:TYR:N	2.18	0.42
3:D:708:LEU:HB3	3:D:1231:GLU:HG3	2.02	0.42
3:D:1026:SER:C	3:D:1028:ALA:N	2.73	0.42
3:D:1129:THR:HG22	9:D:2169:HOH:O	2.20	0.42
3:D:1191:PRO:HD3	3:D:1204:CYS:O	2.20	0.42
3:D:1207:TYR:HE1	9:D:9139:HOH:O	2.02	0.42
3:D:1275:SER:HB3	3:D:1325:LEU:HD21	2.02	0.42
3:D:1307:LYS:NZ	9:D:9944:HOH:O	2.52	0.42
5:F:321:ILE:O	5:F:327:SER:HB3	2.20	0.42
1:K:88:ARG:HB2	1:K:204:SER:HA	2.02	0.42
1:L:156:HIS:HE1	9:L:3186:HOH:O	2.03	0.42
2:M:282:GLY:HA2	2:M:308:ARG:HH22	1.85	0.42
2:M:443:THR:HA	2:M:444:PRO:HD3	1.85	0.42
2:M:633:GLN:H	2:M:633:GLN:CD	2.23	0.42
2:M:688:ILE:HD11	2:M:847:GLY:HA3	2.02	0.42
2:M:815:LEU:HD21	2:M:820:ARG:O	2.20	0.42
3:N:133:ILE:HD12	3:N:158:TYR:CE2	2.55	0.42
3:N:535:PHE:O	5:P:314:PRO:CA	2.68	0.42
3:N:544:TYR:O	3:N:548:ILE:HG12	2.20	0.42
3:N:973:GLN:HA	3:N:976:GLN:HE21	1.84	0.42
3:N:1011:PHE:HB3	3:N:1021:TYR:CG	2.55	0.42
3:N:1274:ILE:HD11	3:N:1334:GLN:CD	2.40	0.42
5:P:328:PHE:O	5:P:331:ASP:HB2	2.20	0.42
2:C:597:ALA:HB2	2:C:655:LEU:CD2	2.40	0.41
3:D:450:TYR:O	3:D:452:ILE:HG22	2.20	0.41
3:D:461:ILE:O	3:D:465:LEU:HB2	2.20	0.41
3:D:610:LYS:HE3	9:D:9460:HOH:O	2.19	0.41
3:D:654:LYS:CB	3:D:655:PRO:HD3	2.49	0.41

Continued on next page...

Continued from previous page...

Atom-1	Atom-2	Interatomic distance (Å)	Clash overlap (Å)
3:D:671:LYS:HB2	9:D:9143:HOH:O	2.20	0.41
3:D:929:ARG:HG3	3:D:929:ARG:NH1	2.33	0.41
3:D:1122:LEU:HD23	3:D:1178:ALA:CB	2.47	0.41
3:D:1217:ILE:H	3:D:1217:ILE:HG13	1.58	0.41
3:D:1422:MET:CE	3:D:1426:LYS:HG2	2.50	0.41
1:K:131:THR:N	9:K:2174:HOH:O	2.53	0.41
1:L:71:VAL:HA	9:L:3336:HOH:O	2.19	0.41
2:M:1:MET:SD	2:M:900:ARG:HG3	2.60	0.41
2:M:11:GLU:HG2	2:M:537:LYS:HZ1	1.85	0.41
2:M:72:ARG:HG2	9:M:1219:HOH:O	2.20	0.41
2:M:146:VAL:HG13	2:M:161:SER:O	2.20	0.41
2:M:151:ASP:HB2	2:M:157:ARG:O	2.20	0.41
2:M:184:MET:CE	2:M:186:VAL:HG13	2.49	0.41
2:M:290:LEU:HB3	9:M:1355:HOH:O	2.19	0.41
2:M:858:MET:HB2	2:M:859:PRO:CD	2.50	0.41
2:M:906:PHE:HD1	3:N:1067:VAL:HG22	1.84	0.41
3:N:535:PHE:O	5:P:314:PRO:HA	2.19	0.41
3:N:1089:ALA:HA	9:N:9308:HOH:O	2.20	0.41
5:P:84:TYR:HD2	5:P:192:LEU:HD13	1.85	0.41
5:P:134:LYS:HG3	5:P:178:ARG:NH2	2.35	0.41
1:A:58:ILE:HD13	1:A:140:MET:HB2	2.02	0.41
2:C:54:ILE:HB	9:C:9517:HOH:O	2.20	0.41
2:C:443:THR:HG21	2:C:450:GLY:N	2.33	0.41
2:C:478:VAL:HB	9:C:9898:HOH:O	2.19	0.41
2:C:945:ARG:CD	9:C:2219:HOH:O	2.58	0.41
2:C:1039:ALA:O	2:C:1043:TYR:CD1	2.72	0.41
2:C:1090:LYS:HG2	2:C:1112:PHE:HZ	1.86	0.41
3:D:28:LYS:HD3	3:D:41:ARG:CZ	2.50	0.41
3:D:28:LYS:HE2	3:D:41:ARG:NH2	2.35	0.41
3:D:477:LEU:HD23	9:D:2405:HOH:O	2.20	0.41
3:D:616:GLN:HE21	3:D:619:LEU:HD13	1.85	0.41
3:D:806:PHE:O	3:D:806:PHE:CG	2.72	0.41
3:D:1091:SER:HB2	3:D:1234:THR:OG1	2.19	0.41
3:D:1141:GLU:HG2	3:D:1168:MET:HE1	2.01	0.41
3:D:1437:ALA:HA	3:D:1440:PHE:HE1	1.84	0.41
3:D:1495:ILE:HD11	9:E:141:HOH:O	2.21	0.41
3:D:1498:ALA:HB1	9:D:9843:HOH:O	2.19	0.41
5:F:88:ILE:HD13	5:F:193:ARG:HD3	2.01	0.41
5:F:301:ALA:HB3	9:F:864:HOH:O	2.19	0.41
1:L:114:PHE:CE2	1:L:142:VAL:HG22	2.55	0.41
2:M:473:ARG:HD2	2:M:475:VAL:HG22	2.02	0.41

Continued on next page...

Continued from previous page...

Atom-1	Atom-2	Interatomic distance (Å)	Clash overlap (Å)
2:M:580:MET:O	2:M:902:ILE:HA	2.20	0.41
2:M:660:ALA:O	2:M:667:ALA:O	2.38	0.41
2:M:739:GLU:HG3	9:M:1158:HOH:O	2.20	0.41
2:M:925:TYR:O	2:M:929:ARG:HG2	2.19	0.41
2:M:1060:ILE:CG2	2:M:1061:GLU:N	2.83	0.41
2:M:1067:TYR:HE1	3:N:655:PRO:HG3	1.85	0.41
3:N:135:LEU:HD21	3:N:138:LYS:C	2.41	0.41
3:N:180:LYS:HE2	3:N:219:GLU:CB	2.50	0.41
3:N:1299:PHE:N	3:N:1299:PHE:CD2	2.89	0.41
5:P:287:THR:O	5:P:289:GLU:N	2.53	0.41
1:A:96:THR:N	9:A:555:HOH:O	2.52	0.41
2:C:69:LEU:HB2	2:C:97:ARG:HB2	2.02	0.41
2:C:178:PRO:HA	9:C:9133:HOH:O	2.20	0.41
2:C:358:ARG:HB3	2:C:371:LYS:O	2.20	0.41
2:C:1025:ALA:HB1	9:C:9792:HOH:O	2.20	0.41
2:C:1076:VAL:CG2	3:D:752:SER:HA	2.50	0.41
3:D:187:LYS:HD3	3:D:187:LYS:HA	1.78	0.41
3:D:438:ASP:OD2	3:D:440:VAL:HB	2.19	0.41
3:D:462:GLN:HB2	3:D:513:ILE:HG21	2.00	0.41
3:D:629:SER:O	3:D:744:GLN:HG2	2.20	0.41
3:D:724:GLN:HG3	3:D:725:SER:N	2.35	0.41
3:D:916:TYR:CE2	3:D:920:LEU:HD22	2.55	0.41
3:D:1074:SER:O	3:D:1077:ALA:HB3	2.20	0.41
3:D:1293:PHE:CE2	3:D:1302:GLU:HB2	2.55	0.41
4:E:2:ALA:N	9:E:107:HOH:O	2.53	0.41
4:E:57:ASP:N	4:E:58:PRO:HD3	2.36	0.41
5:F:291:ILE:HG23	5:F:292:ALA:N	2.35	0.41
5:F:378:GLY:N	9:F:915:HOH:O	2.52	0.41
5:F:414:ARG:HG2	5:F:414:ARG:NH1	2.34	0.41
5:F:419:ARG:N	9:F:881:HOH:O	2.51	0.41
1:K:85:LEU:HD12	1:K:124:ASN:HB3	2.02	0.41
1:K:156:HIS:HD2	1:K:157:GLY:H	1.66	0.41
1:L:58:ILE:HD13	1:L:140:MET:HB2	2.02	0.41
2:M:96:ALA:N	9:M:2309:HOH:O	2.53	0.41
2:M:290:LEU:HB3	2:M:302:VAL:CG1	2.50	0.41
2:M:309:TYR:HD1	9:M:1833:HOH:O	2.02	0.41
2:M:432:ARG:NH1	3:N:1048:PRO:HD3	2.35	0.41
2:M:557:ARG:HE	2:M:879:ARG:HG2	1.85	0.41
2:M:564:MET:HG2	2:M:840:ALA:HB3	2.02	0.41
2:M:637:LEU:HA	2:M:659:PRO:HG3	2.02	0.41
2:M:881:ASN:H	2:M:881:ASN:ND2	2.18	0.41

Continued on next page...

Continued from previous page...

Atom-1	Atom-2	Interatomic distance (Å)	Clash overlap (Å)
2:M:1018:GLN:HG2	3:N:87:ARG:HH22	1.86	0.41
2:M:1103:ASP:N	2:M:1107:ASN:O	2.54	0.41
3:N:37:LEU:HD22	3:N:535:PHE:HZ	1.85	0.41
3:N:130:SER:O	3:N:568:ARG:NH2	2.52	0.41
3:N:137:PRO:HD2	3:N:453:ASP:HB2	2.03	0.41
3:N:426:LYS:HD2	9:P:828:HOH:O	2.20	0.41
3:N:436:GLU:HG3	9:N:9929:HOH:O	2.20	0.41
3:N:477:LEU:HA	9:N:9517:HOH:O	2.20	0.41
3:N:907:GLU:CD	3:N:909:ASN:HD22	2.24	0.41
3:N:1137:ARG:O	3:N:1138:ALA:C	2.57	0.41
3:N:1246:VAL:HG11	9:N:2237:HOH:O	2.20	0.41
3:N:1261:GLU:HG3	9:N:9286:HOH:O	2.20	0.41
3:N:1384:PRO:CG	3:N:1389:LEU:HB3	2.51	0.41
5:P:340:SER:O	5:P:342:VAL:N	2.52	0.41
5:P:371:LEU:O	5:P:375:LEU:HB3	2.20	0.41
1:A:44:LEU:O	1:A:174:VAL:HG21	2.19	0.41
1:A:199:ILE:HD12	1:A:199:ILE:N	2.35	0.41
1:B:33:GLY:O	1:B:195:LEU:HD22	2.21	0.41
1:B:89:PHE:CB	1:B:94:LEU:HD13	2.43	0.41
1:B:217:ILE:HG23	1:B:221:HIS:CE1	2.55	0.41
9:B:583:HOH:O	3:D:813:LEU:HD21	2.19	0.41
2:C:333:ILE:O	2:C:465:GLY:HA3	2.20	0.41
2:C:1067:TYR:CG	5:F:341:PRO:HB3	2.54	0.41
3:D:221:ALA:HB3	3:D:367:ILE:CB	2.50	0.41
3:D:530:VAL:N	3:D:534:ARG:O	2.39	0.41
3:D:560:GLN:CG	5:F:218:GLN:HE22	2.33	0.41
3:D:1049:SER:OG	3:D:1050:GLY:N	2.54	0.41
5:F:151:LEU:HB2	5:F:155:THR:H	1.84	0.41
1:K:50:GLY:HA3	1:K:173:PRO:HG3	2.02	0.41
1:K:198:ARG:HH12	2:M:934:PHE:HD1	1.68	0.41
2:M:166:PRO:HD3	2:M:265:ARG:CG	2.50	0.41
2:M:189:ARG:HD2	9:M:2033:HOH:O	2.21	0.41
2:M:191:PHE:HZ	2:M:196:LEU:HB2	1.80	0.41
2:M:462:ASP:CG	2:M:463:GLU:H	2.22	0.41
2:M:491:GLU:O	2:M:496:ILE:HD11	2.20	0.41
2:M:603:VAL:HG23	2:M:647:GLN:O	2.20	0.41
3:N:513:ILE:HB	9:N:2037:HOH:O	2.20	0.41
3:N:774:SER:C	3:N:776:GLU:N	2.74	0.41
3:N:1012:GLU:HG2	3:N:1013:GLU:N	2.35	0.41
3:N:1121:PRO:HB3	9:N:9257:HOH:O	2.18	0.41
3:N:1271:LYS:HG2	3:N:1272:ALA:N	2.36	0.41

Continued on next page...

Continued from previous page...

Atom-1	Atom-2	Interatomic distance (Å)	Clash overlap (Å)
5:P:164:LYS:HA	5:P:171:LYS:HZ2	1.84	0.41
5:P:179:GLU:O	5:P:182:ALA:HB3	2.20	0.41
1:B:28:LEU:HG	1:B:193:ASP:O	2.20	0.41
1:B:101:LEU:HD21	1:B:113:ASP:HB3	2.01	0.41
2:C:136:ILE:HG23	2:C:391:LEU:CD2	2.51	0.41
2:C:165:LEU:HD12	2:C:166:PRO:CA	2.51	0.41
2:C:267:TYR:HB2	2:C:272:ALA:CB	2.51	0.41
2:C:425:PHE:HB3	9:C:9705:HOH:O	2.19	0.41
2:C:946:ARG:CD	2:C:984:GLU:HB2	2.51	0.41
2:C:1012:PRO:HD2	2:C:1021:LEU:O	2.21	0.41
2:C:1021:LEU:HB2	9:C:2027:HOH:O	2.20	0.41
2:C:1090:LYS:HD3	2:C:1090:LYS:HA	1.81	0.41
2:C:1101:THR:HB	3:D:5:VAL:CG1	2.50	0.41
3:D:90:MET:HG2	3:D:521:PRO:HD3	2.03	0.41
3:D:481:MET:O	3:D:489:ARG:HB2	2.20	0.41
3:D:917:GLN:HE22	3:D:921:ARG:CZ	2.33	0.41
3:D:1047:LYS:HG2	3:D:1053:PHE:CE2	2.54	0.41
3:D:1104:GLU:O	3:D:1106:VAL:HG23	2.20	0.41
3:D:1120:VAL:HA	3:D:1121:PRO:HD3	1.84	0.41
5:F:79:ASP:HB3	5:F:80:PRO:HD2	2.01	0.41
5:F:235:PHE:CE2	5:F:239:ALA:HB2	2.55	0.41
5:F:421:PHE:C	5:F:423:ASP:H	2.23	0.41
1:K:100:LEU:HB3	9:K:1835:HOH:O	2.21	0.41
1:K:182:GLU:HG3	1:K:194:LYS:HD3	2.02	0.41
2:M:191:PHE:HA	9:M:2299:HOH:O	2.21	0.41
2:M:383:ARG:HB2	2:M:383:ARG:HH11	1.84	0.41
2:M:458:TYR:CD2	2:M:470:PRO:HG3	2.56	0.41
2:M:460:ARG:HG3	9:M:1149:HOH:O	2.20	0.41
2:M:474:VAL:HG13	2:M:530:GLU:C	2.41	0.41
2:M:598:GLU:HB3	2:M:599:GLU:OE1	2.20	0.41
2:M:611:ILE:HD12	2:M:611:ILE:N	2.36	0.41
2:M:952:LEU:HD22	2:M:952:LEU:N	2.35	0.41
3:N:131:LYS:HG2	3:N:568:ARG:HG2	2.01	0.41
3:N:548:ILE:HG12	9:N:9462:HOH:O	2.20	0.41
3:N:1000:THR:HG22	9:N:9995:HOH:O	2.19	0.41
3:N:1156:LEU:N	9:N:9269:HOH:O	2.53	0.41
3:N:1456:LYS:HB3	3:N:1456:LYS:HZ2	1.85	0.41
1:A:101:LEU:HD21	1:A:113:ASP:HB3	2.02	0.41
1:B:91:ASN:H	1:B:94:LEU:HD12	1.85	0.41
2:C:207:LEU:HD22	2:C:221:LEU:CD2	2.50	0.41
2:C:260:LEU:HD23	2:C:261:ILE:HG12	2.01	0.41

Continued on next page...

Continued from previous page...

Atom-1	Atom-2	Interatomic distance (Å)	Clash overlap (Å)
2:C:672:VAL:CG2	2:C:869:VAL:HG12	2.51	0.41
2:C:905:ILE:HD12	2:C:905:ILE:N	2.35	0.41
3:D:162:ARG:NH2	3:D:434:ARG:NH2	2.69	0.41
3:D:583:ASP:OD2	3:D:604:THR:HG21	2.21	0.41
3:D:721:VAL:HA	9:D:9555:HOH:O	2.19	0.41
3:D:798:GLU:HB2	3:D:828:LYS:HE2	2.02	0.41
3:D:808:THR:HB	3:D:809:PRO:CD	2.44	0.41
3:D:826:PRO:HD2	3:D:829:VAL:HG22	2.01	0.41
3:D:1220:ALA:HB1	3:D:1223:ILE:CD1	2.42	0.41
3:D:1256:LEU:HB3	3:D:1257:PRO:HD3	2.03	0.41
3:D:1271:LYS:HZ1	3:D:1334:GLN:HE22	1.68	0.41
5:F:108:GLU:HG3	5:F:176:ILE:CG2	2.51	0.41
5:F:228:GLU:HG3	5:F:230:LYS:HE3	2.03	0.41
5:F:282:LEU:HD12	5:F:284:ARG:O	2.21	0.41
1:K:36:LEU:C	1:K:39:PRO:HD2	2.40	0.41
1:K:38:ASN:O	1:K:42:ARG:HG3	2.20	0.41
1:K:48:ILE:CD1	1:K:210:ALA:HB1	2.50	0.41
2:M:11:GLU:HG2	2:M:537:LYS:NZ	2.35	0.41
2:M:304:LEU:HD12	2:M:308:ARG:HD3	2.01	0.41
2:M:435:TYR:O	2:M:437:ARG:N	2.54	0.41
2:M:460:ARG:HB3	9:M:1929:HOH:O	2.20	0.41
2:M:720:GLU:HA	2:M:759:THR:O	2.21	0.41
2:M:1024:LYS:HB3	9:M:2236:HOH:O	2.20	0.41
3:N:24:GLY:HA2	9:N:9460:HOH:O	2.20	0.41
3:N:502:PHE:CE2	3:N:1452:ILE:HG13	2.55	0.41
3:N:528:VAL:HG12	3:N:529:GLN:N	2.35	0.41
3:N:618:LEU:HG	9:N:2300:HOH:O	2.20	0.41
3:N:799:LYS:HE3	9:N:9536:HOH:O	2.19	0.41
3:N:840:LYS:HB3	3:N:841:TYR:CE2	2.56	0.41
3:N:953:ASP:OD1	3:N:1019:PRO:HG2	2.21	0.41
3:N:988:ARG:CZ	3:N:1054:GLU:OE2	2.69	0.41
3:N:1123:PHE:CA	3:N:1135:ARG:H	2.27	0.41
3:N:1153:VAL:HG12	3:N:1155:VAL:HG22	2.02	0.41
3:N:1376:MET:SD	3:N:1421:LEU:HD13	2.60	0.41
3:N:1468:LEU:O	3:N:1468:LEU:HD23	2.20	0.41
3:N:1472:ILE:HA	3:N:1473:PRO:HD3	1.88	0.41
4:O:43:GLU:HG2	4:O:44:GLU:N	2.34	0.41
1:A:59:GLU:HG3	1:A:139:ASN:CG	2.40	0.41
1:A:123:MET:O	1:A:125:PRO:HD3	2.21	0.41
2:C:73:LEU:HB3	2:C:94:LEU:HB2	2.01	0.41
2:C:134:ARG:N	9:C:9111:HOH:O	2.49	0.41

Continued on next page...

Continued from previous page...

Atom-1	Atom-2	Interatomic distance (Å)	Clash overlap (Å)
2:C:200:LEU:HD13	2:C:300:ASP:OD2	2.21	0.41
2:C:521:PRO:CB	3:D:1055:VAL:HB	2.47	0.41
3:D:50:PHE:CB	3:D:522:PRO:HG2	2.50	0.41
3:D:168:THR:O	3:D:393:ILE:N	2.53	0.41
3:D:804:LEU:HD12	3:D:804:LEU:O	2.20	0.41
3:D:829:VAL:HG13	9:D:9705:HOH:O	2.20	0.41
3:D:1357:ARG:HD3	9:D:2093:HOH:O	2.21	0.41
4:E:26:ARG:CZ	4:E:73:LEU:HD21	2.51	0.41
4:E:85:LEU:HD23	4:E:86:GLN:N	2.35	0.41
5:F:279:GLN:HB2	9:F:466:HOH:O	2.21	0.41
5:F:361:LEU:HD13	5:F:366:ALA:HB1	2.02	0.41
1:K:63:HIS:HA	9:K:6181:HOH:O	2.20	0.41
1:K:101:LEU:HD23	1:K:102:LYS:H	1.86	0.41
1:K:159:LYS:NZ	9:K:3394:HOH:O	2.53	0.41
2:M:145:GLY:H	2:M:163:ILE:HG13	1.86	0.41
2:M:265:ARG:HB3	2:M:267:TYR:CD2	2.55	0.41
2:M:352:ALA:HA	2:M:355:VAL:CG1	2.51	0.41
2:M:462:ASP:HB3	2:M:468:ARG:CD	2.36	0.41
2:M:575:GLN:O	2:M:667:ALA:HB1	2.21	0.41
2:M:585:GLU:O	2:M:588:VAL:HG22	2.20	0.41
2:M:648:ARG:H	2:M:648:ARG:HG2	1.59	0.41
2:M:799:ILE:HD13	2:M:799:ILE:H	1.84	0.41
2:M:833:LEU:CD1	2:M:996:LYS:HD2	2.50	0.41
2:M:1039:ALA:O	2:M:1043:TYR:HD1	2.04	0.41
2:M:1101:THR:HB	3:N:5:VAL:CG1	2.48	0.41
3:N:389:GLU:H	3:N:389:GLU:HG2	1.67	0.41
3:N:506:GLY:C	3:N:507:ASN:HD22	2.24	0.41
3:N:596:SER:HA	9:N:2183:HOH:O	2.21	0.41
3:N:1123:PHE:HA	3:N:1134:LEU:CA	2.48	0.41
3:N:1269:LYS:HG3	9:N:9265:HOH:O	2.20	0.41
5:P:197:SER:O	5:P:200:LYS:HB3	2.20	0.41
5:P:357:ALA:HA	9:P:483:HOH:O	2.20	0.41
5:P:403:LYS:HZ3	5:P:406:ARG:HD2	1.82	0.41
1:B:156:HIS:CG	1:B:157:GLY:N	2.88	0.41
2:C:66:LEU:CD2	2:C:372:LEU:HD23	2.46	0.41
2:C:148:PHE:CZ	2:C:281:LEU:HD13	2.51	0.41
2:C:237:ARG:CB	9:C:2092:HOH:O	2.67	0.41
2:C:367:LEU:HB3	2:C:371:LYS:CG	2.50	0.41
2:C:405:ARG:NE	2:C:566:THR:HG21	2.35	0.41
2:C:430:VAL:CG1	3:D:1075:HIS:HA	2.48	0.41
2:C:432:ARG:HH12	3:D:1047:LYS:CG	2.33	0.41

Continued on next page...

Continued from previous page...

Atom-1	Atom-2	Interatomic distance (Å)	Clash overlap (Å)
2:C:435:TYR:C	2:C:437:ARG:N	2.74	0.41
2:C:507:ARG:CZ	2:C:507:ARG:HB2	2.50	0.41
2:C:546:LEU:HD21	2:C:587:VAL:HG21	2.03	0.41
2:C:729:LEU:HD11	9:D:9550:HOH:O	2.20	0.41
2:C:1005:MET:HE1	3:D:648:MET:HB2	2.03	0.41
2:C:1100:GLN:O	2:C:1102:LEU:HD12	2.21	0.41
2:C:1115:LEU:N	2:C:1115:LEU:CD1	2.82	0.41
3:D:176:ASP:HA	9:D:9636:HOH:O	2.19	0.41
3:D:177:ALA:CA	3:D:199:LEU:HD13	2.50	0.41
3:D:565:ILE:O	3:D:569:ASN:HB2	2.21	0.41
3:D:695:ILE:HG21	3:D:720:LEU:HD11	2.03	0.41
3:D:930:LEU:HD12	3:D:934:LEU:HG	2.02	0.41
3:D:1023:MET:O	3:D:1028:ALA:HB3	2.20	0.41
1:K:58:ILE:HG22	9:K:1296:HOH:O	2.21	0.41
1:L:27:PRO:HG2	1:L:186:LEU:CD1	2.51	0.41
1:L:118:ALA:HB2	9:L:4508:HOH:O	2.20	0.41
2:M:48:PHE:O	2:M:52:PHE:HB2	2.21	0.41
2:M:78:PHE:CB	2:M:88:LEU:HD21	2.51	0.41
2:M:92:ALA:HB2	2:M:120:LEU:CD1	2.50	0.41
2:M:142:ARG:HG3	9:M:1228:HOH:O	2.20	0.41
2:M:249:LYS:HB2	9:M:1514:HOH:O	2.19	0.41
2:M:358:ARG:HD3	9:M:1139:HOH:O	2.21	0.41
2:M:392:SER:C	2:M:393:GLN:HG3	2.41	0.41
3:N:117:ASP:HB2	3:N:495:ARG:HH21	1.85	0.41
3:N:616:GLN:HE21	3:N:619:LEU:HB2	1.82	0.41
3:N:658:LEU:HD13	3:N:670:VAL:HG13	2.03	0.41
3:N:767:HIS:NE2	4:O:6:ILE:HD13	2.35	0.41
3:N:800:LYS:HG2	9:N:9283:HOH:O	2.19	0.41
3:N:1139:ASP:O	3:N:1142:ALA:HB3	2.21	0.41
3:N:1213:ARG:HD3	9:N:9639:HOH:O	2.20	0.41
3:N:1242:HIS:HE1	3:N:1266:ARG:NH1	2.19	0.41
3:N:1463:LYS:HD3	3:N:1463:LYS:HA	1.85	0.41
4:O:57:ASP:N	4:O:58:PRO:HD3	2.36	0.41
5:P:87:GLU:O	5:P:91:VAL:HG22	2.19	0.41
1:A:11:PHE:HB3	1:B:227:ASN:O	2.21	0.41
1:A:16:GLN:NE2	1:A:17:GLY:N	2.69	0.41
1:A:24:VAL:HG22	1:A:196:THR:HB	2.03	0.41
1:B:27:PRO:C	1:B:28:LEU:HD23	2.40	0.41
2:C:48:PHE:HA	2:C:348:LEU:HD21	2.03	0.41
2:C:110:GLU:HB2	2:C:368:THR:HG22	2.01	0.41
2:C:141:HIS:CB	2:C:418:LEU:HG	2.50	0.41

Continued on next page...

Continued from previous page...

Atom-1	Atom-2	Interatomic distance (Å)	Clash overlap (Å)
2:C:146:VAL:HB	9:C:9633:HOH:O	2.21	0.41
2:C:287:GLY:O	2:C:288:ARG:C	2.58	0.41
2:C:289:THR:O	2:C:291:ALA:N	2.54	0.41
2:C:327:HIS:CE1	2:C:489:THR:HA	2.56	0.41
2:C:478:VAL:HG13	2:C:506:ASN:HB3	2.02	0.41
2:C:674:VAL:O	2:C:989:VAL:HA	2.21	0.41
2:C:714:ASP:N	9:C:9031:HOH:O	2.54	0.41
2:C:721:ARG:O	2:C:759:THR:N	2.54	0.41
2:C:837:ASP:OD1	2:C:996:LYS:HE3	2.21	0.41
2:C:860:HIS:CE1	2:C:977:GLY:HA2	2.55	0.41
2:C:983:ILE:CG2	2:C:987:ILE:HD11	2.50	0.41
2:C:1097:LEU:H	2:C:1097:LEU:CD2	2.22	0.41
3:D:107:ASP:O	3:D:108:VAL:C	2.59	0.41
3:D:111:LYS:HZ1	3:D:1452:ILE:CG2	2.33	0.41
3:D:451:ASP:HB2	9:D:2626:HOH:O	2.20	0.41
3:D:643:GLY:HA2	3:D:719:VAL:HG23	2.03	0.41
3:D:805:GLU:CG	9:D:2490:HOH:O	2.69	0.41
3:D:819:GLY:HA3	9:D:9279:HOH:O	2.21	0.41
3:D:964:LEU:HD22	3:D:1058:ARG:NH1	2.35	0.41
3:D:1045:MET:HG2	3:D:1073:SER:CA	2.25	0.41
3:D:1147:ARG:H	3:D:1166:LEU:HD23	1.86	0.41
3:D:1171:VAL:O	3:D:1171:VAL:HG12	2.21	0.41
3:D:1364:HIS:NE2	3:D:1366:LYS:HE3	2.36	0.41
3:D:1496:GLU:OE1	3:D:1500:LYS:HG3	2.20	0.41
5:F:289:GLU:HG2	9:F:440:HOH:O	2.20	0.41
5:F:316:SER:HB3	5:F:318:GLU:O	2.20	0.41
5:F:421:PHE:HD2	9:F:486:HOH:O	2.03	0.41
1:K:27:PRO:HG2	1:K:186:LEU:CD2	2.46	0.41
1:K:39:PRO:HG3	1:L:39:PRO:CG	2.51	0.41
1:K:229:GLN:HG2	9:K:1527:HOH:O	2.20	0.41
1:L:84:GLU:OE2	3:N:844:ALA:HB1	2.21	0.41
2:M:18:LEU:HD23	2:M:404:LEU:CD1	2.51	0.41
2:M:208:ALA:HB1	2:M:218:VAL:CG1	2.51	0.41
2:M:274:ARG:O	2:M:274:ARG:HG2	2.21	0.41
2:M:287:GLY:O	2:M:288:ARG:C	2.60	0.41
2:M:380:ALA:O	2:M:384:GLU:HB2	2.21	0.41
2:M:520:GLU:HA	2:M:521:PRO:HD3	1.89	0.41
2:M:972:VAL:HA	9:M:2014:HOH:O	2.20	0.41
2:M:1001:VAL:O	2:M:1004:LYS:HB3	2.21	0.41
2:M:1095:LEU:HD23	3:N:582:LEU:CD2	2.51	0.41
3:N:18:ILE:HD12	3:N:518:PRO:HD3	2.03	0.41

Continued on next page...

Continued from previous page...

Atom-1	Atom-2	Interatomic distance (Å)	Clash overlap (Å)
3:N:142:LEU:O	3:N:142:LEU:HD12	2.21	0.41
3:N:411:THR:HG21	9:N:2373:HOH:O	2.21	0.41
3:N:598:ARG:HA	3:N:599:PRO:HD3	1.94	0.41
3:N:702:LEU:HG	3:N:745:MET:HE1	2.03	0.41
3:N:1063:GLU:HG3	3:N:1064:GLY:H	1.86	0.41
3:N:1432:LYS:H	3:N:1432:LYS:HG3	1.54	0.41
3:N:1462:LEU:N	3:N:1462:LEU:HD23	2.36	0.41
5:P:163:LEU:HD13	5:P:174:LEU:CD2	2.46	0.41
5:P:201:LYS:HD3	9:P:693:HOH:O	2.19	0.41
5:P:371:LEU:HB3	5:P:375:LEU:HD22	2.02	0.41
5:P:403:LYS:HA	5:P:403:LYS:HZ3	1.82	0.41
1:B:20:TYR:CE2	1:B:198:ARG:HD2	2.56	0.41
1:B:87:VAL:CG2	1:B:144:VAL:HG11	2.39	0.41
1:B:150:TYR:HB2	3:D:855:HIS:CD2	2.56	0.41
2:C:21:ILE:HD12	2:C:21:ILE:N	2.33	0.41
2:C:83:CYS:HA	2:C:88:LEU:CB	2.50	0.41
2:C:135:VAL:HB	2:C:406:HIS:CE1	2.56	0.41
2:C:352:ALA:C	2:C:355:VAL:HG12	2.41	0.41
2:C:380:ALA:O	2:C:383:ARG:HG2	2.20	0.41
2:C:435:TYR:O	2:C:437:ARG:N	2.54	0.41
2:C:601:GLY:HA3	2:C:615:TYR:HA	2.02	0.41
2:C:661:SER:N	9:C:9179:HOH:O	2.54	0.41
2:C:847:GLY:HA3	9:C:9481:HOH:O	2.21	0.41
3:D:26:VAL:N	9:D:2403:HOH:O	2.53	0.41
3:D:116:LEU:HB3	3:D:118:LEU:HD21	2.03	0.41
3:D:584:ASN:HD21	3:D:590:PRO:HD2	1.85	0.41
3:D:806:PHE:O	3:D:806:PHE:CD1	2.74	0.41
3:D:1101:VAL:HG12	3:D:1374:GLN:HB3	2.03	0.41
4:E:64:ALA:O	4:E:67:GLU:HG3	2.21	0.41
2:M:10:ARG:HA	2:M:10:ARG:NH1	2.22	0.41
2:M:51:THR:HG23	9:M:1496:HOH:O	2.21	0.41
2:M:332:ARG:HA	9:M:1427:HOH:O	2.21	0.41
2:M:348:LEU:HD12	2:M:348:LEU:O	2.21	0.41
2:M:611:ILE:CD1	2:M:625:LEU:HD11	2.50	0.41
3:N:19:ARG:HH11	3:N:19:ARG:HG3	1.85	0.41
3:N:178:LEU:CD2	3:N:199:LEU:H	2.34	0.41
3:N:430:ASP:HB3	3:N:431:VAL:H	1.74	0.41
3:N:658:LEU:O	3:N:661:MET:HB2	2.20	0.41
3:N:666:ILE:HA	3:N:684:LYS:HZ2	1.86	0.41
3:N:1404:ASN:ND2	9:N:2499:HOH:O	2.53	0.41
3:N:1406:ARG:HG3	3:N:1406:ARG:HH11	1.86	0.41

Continued on next page...

Continued from previous page...

Atom-1	Atom-2	Interatomic distance (Å)	Clash overlap (Å)
5:P:184:ARG:O	5:P:188:ILE:HG13	2.21	0.41
5:P:200:LYS:HE3	9:P:769:HOH:O	2.19	0.41
1:A:114:PHE:HZ	1:A:142:VAL:HG11	1.85	0.40
1:A:206:THR:HG22	1:A:209:GLU:CB	2.49	0.40
2:C:27:ARG:HA	9:C:9319:HOH:O	2.20	0.40
2:C:36:PRO:CB	2:C:70:GLU:HG2	2.50	0.40
2:C:284:ARG:HD2	2:C:301:GLU:OE1	2.20	0.40
2:C:660:ALA:O	2:C:667:ALA:O	2.39	0.40
2:C:690:ILE:HD13	2:C:691:SER:O	2.21	0.40
2:C:876:VAL:O	2:C:879:ARG:O	2.39	0.40
2:C:958:THR:O	2:C:962:GLN:HG3	2.21	0.40
2:C:1115:LEU:HB3	3:D:85:VAL:HG12	2.02	0.40
3:D:74:GLU:CD	3:D:75:ARG:HH12	2.25	0.40
3:D:99:ALA:HB1	3:D:575:GLN:OE1	2.21	0.40
3:D:155:ASP:HB2	9:D:9396:HOH:O	2.21	0.40
3:D:194:GLY:HA2	9:D:9486:HOH:O	2.21	0.40
3:D:493:ARG:HE	3:D:1388:ARG:CB	2.28	0.40
3:D:564:GLU:HB3	9:D:2249:HOH:O	2.20	0.40
3:D:574:LEU:O	3:D:577:ALA:HB3	2.21	0.40
3:D:704:ARG:HE	3:D:705:ALA:N	2.15	0.40
5:F:94:LEU:HD23	5:F:95:THR:N	2.36	0.40
5:F:194:LEU:HD11	9:F:597:HOH:O	2.20	0.40
5:F:249:ARG:HH21	5:F:262:VAL:HG23	1.83	0.40
1:K:85:LEU:HD12	1:K:127:LEU:HD23	2.04	0.40
1:K:227:ASN:HA	9:K:1490:HOH:O	2.20	0.40
1:L:191:ASP:OD1	1:L:191:ASP:N	2.54	0.40
1:L:206:THR:HG22	1:L:209:GLU:CG	2.51	0.40
2:M:437:ARG:HG2	2:M:467:ILE:HG22	2.01	0.40
2:M:622:GLU:O	2:M:624:PRO:HD3	2.20	0.40
2:M:633:GLN:CD	2:M:633:GLN:N	2.75	0.40
2:M:676:ILE:CG2	2:M:988:VAL:HG22	2.51	0.40
2:M:745:ILE:HD12	9:M:1767:HOH:O	2.21	0.40
2:M:835:VAL:HG13	3:N:725:SER:OG	2.21	0.40
2:M:874:LEU:HD21	3:N:787:LEU:HD23	2.03	0.40
2:M:984:GLU:O	3:N:946:GLY:HA3	2.20	0.40
2:M:1020:PRO:HD2	2:M:1057:SER:OG	2.21	0.40
3:N:502:PHE:CZ	3:N:1452:ILE:HG13	2.56	0.40
3:N:573:MET:SD	5:P:210:LEU:HD22	2.61	0.40
3:N:868:TYR:CE2	3:N:880:ILE:HD11	2.56	0.40
3:N:925:GLU:OE2	4:O:5:GLY:HA2	2.21	0.40
3:N:1038:LEU:O	3:N:1060:SER:HB2	2.21	0.40

Continued on next page...

Continued from previous page...

Atom-1	Atom-2	Interatomic distance (Å)	Clash overlap (Å)
3:N:1102:THR:HG22	3:N:1102:THR:O	2.20	0.40
3:N:1165:TYR:HB2	9:N:2622:HOH:O	2.21	0.40
3:N:1243:THR:HG22	3:N:1244:GLY:N	2.36	0.40
5:P:90:GLN:HE21	5:P:90:GLN:HB3	1.61	0.40
5:P:185:GLN:HA	5:P:188:ILE:HD12	2.02	0.40
5:P:291:ILE:HG13	5:P:304:VAL:HG21	2.03	0.40
5:P:338:LEU:HA	5:P:339:PRO:HD3	1.86	0.40
1:A:91:ASN:H	1:A:94:LEU:HD12	1.86	0.40
1:A:136:GLY:HA3	9:A:318:HOH:O	2.20	0.40
1:B:186:LEU:HD21	9:B:532:HOH:O	2.20	0.40
2:C:42:VAL:HA	2:C:46:ALA:HB2	2.03	0.40
2:C:147:TYR:HE2	2:C:280:LYS:HZ2	1.67	0.40
2:C:242:LEU:HD23	2:C:242:LEU:HA	1.89	0.40
2:C:565:GLN:HG2	2:C:995:MET:HE1	2.03	0.40
2:C:816:LYS:HA	9:C:2136:HOH:O	2.22	0.40
3:D:111:LYS:NZ	3:D:1452:ILE:HB	2.36	0.40
3:D:138:LYS:HA	9:D:2484:HOH:O	2.21	0.40
3:D:179:VAL:HB	9:D:9636:HOH:O	2.21	0.40
3:D:588:GLY:N	9:D:2504:HOH:O	2.55	0.40
3:D:1097:LYS:HE3	9:D:9369:HOH:O	2.20	0.40
3:D:1246:VAL:HA	9:D:2113:HOH:O	2.21	0.40
3:D:1310:ARG:HA	9:D:9220:HOH:O	2.22	0.40
5:F:164:LYS:HA	5:F:171:LYS:HZ2	1.86	0.40
5:F:301:ALA:N	9:F:468:HOH:O	2.54	0.40
5:F:321:ILE:HD11	5:F:329:TYR:HB2	2.02	0.40
1:L:41:ARG:CZ	1:L:177:VAL:HG23	2.51	0.40
1:L:46:SER:HB2	9:N:9448:HOH:O	2.20	0.40
1:L:184:THR:CG2	9:L:7412:HOH:O	2.69	0.40
2:M:21:ILE:HD12	2:M:21:ILE:H	1.86	0.40
2:M:147:TYR:HE2	2:M:280:LYS:HD3	1.85	0.40
2:M:172:ILE:HG22	2:M:173:ASP:N	2.35	0.40
2:M:847:GLY:HA2	3:N:741:ASP:HA	2.03	0.40
2:M:996:LYS:HE2	9:M:1267:HOH:O	2.21	0.40
3:N:26:VAL:HG23	9:N:9132:HOH:O	2.21	0.40
3:N:580:ALA:HA	3:N:584:ASN:OD1	2.20	0.40
3:N:642:CYS:SG	3:N:716:PHE:HB2	2.61	0.40
3:N:799:LYS:N	3:N:826:PRO:HG2	2.35	0.40
3:N:1422:MET:HE3	3:N:1426:LYS:HG2	2.03	0.40
1:A:52:ALA:HB2	1:A:170:VAL:O	2.21	0.40
2:C:35:PRO:HB3	9:C:9710:HOH:O	2.22	0.40
2:C:135:VAL:HG11	2:C:406:HIS:O	2.21	0.40

Continued on next page...

Continued from previous page...

Atom-1	Atom-2	Interatomic distance (Å)	Clash overlap (Å)
2:C:272:ALA:N	9:C:9013:HOH:O	2.54	0.40
2:C:674:VAL:HG21	2:C:871:LEU:HD12	2.02	0.40
2:C:675:ALA:HA	2:C:989:VAL:CG1	2.45	0.40
2:C:899:GLN:HG3	2:C:901:TYR:CZ	2.56	0.40
2:C:984:GLU:CG	3:D:944:THR:HG22	2.51	0.40
3:D:569:ASN:O	3:D:573:MET:SD	2.80	0.40
3:D:807:ALA:N	9:D:9131:HOH:O	2.54	0.40
3:D:1047:LYS:HB3	3:D:1048:PRO:HD2	2.04	0.40
3:D:1282:ARG:HD3	3:D:1295:GLU:OE1	2.20	0.40
5:F:331:ASP:N	9:F:427:HOH:O	2.52	0.40
1:L:89:PHE:CD2	1:L:146:ARG:NH2	2.89	0.40
2:M:14:PRO:HD2	9:M:2041:HOH:O	2.21	0.40
2:M:84:ARG:HB2	2:M:84:ARG:NH1	2.36	0.40
2:M:334:ARG:NH1	2:M:418:LEU:HD11	2.36	0.40
2:M:980:GLY:HA2	9:M:1302:HOH:O	2.21	0.40
2:M:1051:GLU:HB3	9:M:1321:HOH:O	2.20	0.40
3:N:8:VAL:HG12	3:N:1434:TRP:CH2	2.56	0.40
3:N:61:GLY:HA3	3:N:64:LYS:NZ	2.37	0.40
3:N:83:SER:O	3:N:86:ARG:HB3	2.22	0.40
3:N:208:PRO:CB	3:N:395:VAL:HG22	2.49	0.40
3:N:408:GLU:H	3:N:408:GLU:HG3	1.64	0.40
3:N:421:LEU:HD12	3:N:444:VAL:HG23	2.04	0.40
3:N:654:LYS:CB	3:N:655:PRO:HD3	2.46	0.40
3:N:957:PRO:CD	3:N:1007:VAL:HG12	2.52	0.40
3:N:1148:VAL:HG13	3:N:1163:GLY:O	2.21	0.40
4:O:24:ALA:O	4:O:28:GLN:NE2	2.54	0.40
5:P:113:ILE:HA	5:P:116:LEU:HD12	2.03	0.40
5:P:339:PRO:HB3	5:P:343:ASP:HB2	2.01	0.40
5:P:421:PHE:C	5:P:423:ASP:H	2.24	0.40
1:A:49:PRO:HA	1:A:148:VAL:HG22	2.02	0.40
1:A:75:VAL:HA	1:A:78:ILE:HD12	2.04	0.40
1:A:103:ALA:HB1	1:A:107:LYS:HD3	2.03	0.40
2:C:15:LEU:HD13	2:C:583:LEU:HD11	2.03	0.40
2:C:57:GLU:O	2:C:62:GLY:HA3	2.21	0.40
2:C:83:CYS:SG	2:C:88:LEU:HD23	2.62	0.40
2:C:474:VAL:HB	2:C:479:VAL:HG12	2.03	0.40
2:C:688:ILE:N	2:C:688:ILE:HD12	2.36	0.40
2:C:876:VAL:HB	2:C:877:PRO:HD3	2.03	0.40
2:C:945:ARG:HB3	9:C:2219:HOH:O	2.22	0.40
3:D:108:VAL:HB	3:D:109:PRO:HD3	2.03	0.40
3:D:493:ARG:NH2	3:D:1388:ARG:HB3	2.36	0.40

Continued on next page...

Continued from previous page...

Atom-1	Atom-2	Interatomic distance (Å)	Clash overlap (Å)
3:D:550:ARG:HD3	9:D:9553:HOH:O	2.21	0.40
3:D:729:HIS:ND1	3:D:731:LEU:N	2.67	0.40
3:D:928:ALA:O	3:D:931:LEU:HB2	2.21	0.40
3:D:967:ALA:HB1	3:D:995:LEU:HD11	2.03	0.40
3:D:1465:ASN:ND2	3:D:1470:ARG:HB3	2.36	0.40
4:E:70:THR:HG22	4:E:71:GLY:H	1.85	0.40
4:E:72:ARG:N	9:E:100:HOH:O	2.53	0.40
5:F:130:VAL:HG21	5:F:159:ILE:HG21	2.04	0.40
5:F:154:LYS:O	5:F:158:GLU:HG3	2.22	0.40
5:F:247:ILE:HG22	5:F:251:ILE:HD11	2.03	0.40
5:F:280:GLN:OE1	5:F:281:GLU:HB2	2.22	0.40
5:F:288:TYR:N	5:F:288:TYR:CD1	2.89	0.40
1:L:42:ARG:HG2	1:L:42:ARG:NH1	2.35	0.40
1:L:50:GLY:HA3	1:L:173:PRO:HG3	2.04	0.40
2:M:78:PHE:CD1	2:M:88:LEU:HD21	2.56	0.40
2:M:107:LEU:O	2:M:107:LEU:HG	2.21	0.40
2:M:120:LEU:HB2	9:M:1327:HOH:O	2.21	0.40
2:M:447:ALA:HA	9:M:2111:HOH:O	2.22	0.40
2:M:545:ASN:CG	2:M:905:ILE:HD11	2.41	0.40
2:M:751:PRO:HA	2:M:792:VAL:CG1	2.52	0.40
2:M:791:ARG:HH21	3:N:678:GLU:CD	2.25	0.40
2:M:854:PRO:C	2:M:856:GLU:N	2.73	0.40
2:M:876:VAL:HG11	2:M:885:ILE:HD11	2.02	0.40
2:M:1013:TYR:CE1	2:M:1020:PRO:HG3	2.45	0.40
2:M:1051:GLU:HG2	2:M:1055:LEU:HD12	2.03	0.40
3:N:10:ILE:O	3:N:1454:GLY:HA2	2.22	0.40
3:N:52:PRO:HD2	3:N:79:GLU:O	2.22	0.40
3:N:466:LYS:HE2	9:N:2020:HOH:O	2.22	0.40
3:N:1008:PHE:O	3:N:1012:GLU:HB3	2.21	0.40
3:N:1074:SER:O	3:N:1077:ALA:HB3	2.20	0.40
3:N:1289:LYS:HD3	9:N:9576:HOH:O	2.21	0.40
3:N:1323:GLN:HE21	3:N:1323:GLN:HB2	1.69	0.40
3:N:1364:HIS:CD2	3:N:1366:LYS:HE3	2.56	0.40
3:N:1400:VAL:HG21	9:N:2376:HOH:O	2.21	0.40
1:A:46:SER:HB3	2:C:856:GLU:CD	2.42	0.40
1:A:66:SER:HB3	9:A:333:HOH:O	2.21	0.40
1:B:140:MET:HG2	9:B:467:HOH:O	2.21	0.40
2:C:110:GLU:H	2:C:368:THR:HG21	1.86	0.40
2:C:203:ASP:OD1	2:C:206:THR:HG22	2.22	0.40
2:C:232:GLU:O	2:C:235:LEU:HB2	2.22	0.40
2:C:524:VAL:HG22	2:C:528:GLU:CD	2.41	0.40

Continued on next page...

Continued from previous page...

Atom-1	Atom-2	Interatomic distance (Å)	Clash overlap (Å)
2:C:532:MET:N	9:C:9955:HOH:O	2.53	0.40
2:C:632:ASN:ND2	9:C:9837:HOH:O	2.52	0.40
2:C:761:PHE:HD2	9:C:9711:HOH:O	2.04	0.40
2:C:878:SER:N	9:C:9546:HOH:O	2.53	0.40
2:C:1007:ALA:HB1	3:D:652:LEU:CD1	2.51	0.40
3:D:32:ILE:HG12	3:D:38:LYS:O	2.22	0.40
3:D:92:HIS:HA	3:D:519:VAL:HG23	2.02	0.40
3:D:106:LYS:NZ	3:D:125:GLN:HB2	2.36	0.40
3:D:165:LYS:HD2	9:D:2397:HOH:O	2.20	0.40
3:D:168:THR:O	3:D:392:SER:HA	2.22	0.40
3:D:208:PRO:CB	3:D:395:VAL:HG22	2.46	0.40
3:D:211:VAL:HG12	9:D:9908:HOH:O	2.21	0.40
3:D:421:LEU:HD12	3:D:435:VAL:CG1	2.51	0.40
3:D:660:LYS:HD2	3:D:663:GLU:OE2	2.20	0.40
3:D:675:ARG:HH22	5:F:419:ARG:NH2	2.19	0.40
3:D:965:GLU:HG3	3:D:969:ARG:HH21	1.86	0.40
3:D:1412:LYS:HE3	3:D:1414:PRO:CG	2.51	0.40
3:D:1487:VAL:O	4:E:73:LEU:HD23	2.21	0.40
4:E:54:LEU:HA	4:E:58:PRO:CG	2.51	0.40
5:F:118:GLU:HG2	9:F:503:HOH:O	2.20	0.40
1:K:6:LEU:HD11	9:K:2204:HOH:O	2.22	0.40
2:M:26:TYR:CZ	2:M:30:LEU:HD21	2.57	0.40
2:M:74:GLY:O	2:M:76:PRO:HD3	2.21	0.40
2:M:93:PRO:HA	9:M:1466:HOH:O	2.20	0.40
2:M:159:ILE:C	9:M:1212:HOH:O	2.59	0.40
2:M:428:ARG:HD3	2:M:449:ILE:HG23	2.02	0.40
2:M:721:ARG:O	2:M:759:THR:N	2.52	0.40
2:M:833:LEU:HD12	2:M:833:LEU:HA	1.93	0.40
2:M:1030:GLN:HE22	3:N:628:ARG:NH2	2.07	0.40
2:M:1109:VAL:HG21	3:N:3:LYS:O	2.22	0.40
3:N:2:LYS:N	9:N:2350:HOH:O	2.55	0.40
3:N:27:GLU:H	3:N:27:GLU:HG2	1.69	0.40
3:N:82:LYS:HB3	3:N:83:SER:H	1.48	0.40
3:N:135:LEU:HD11	3:N:139:GLY:HA3	2.04	0.40
3:N:470:LEU:HD23	3:N:470:LEU:N	2.36	0.40
3:N:633:VAL:O	3:N:635:PRO:HD3	2.20	0.40
3:N:767:HIS:CE1	4:O:2:ALA:HB1	2.57	0.40
3:N:1130:ARG:N	9:N:2064:HOH:O	2.53	0.40
3:N:1258:ARG:HG3	3:N:1262:LEU:CD1	2.51	0.40
3:N:1264:GLU:CD	3:N:1425:THR:HB	2.42	0.40
3:N:1267:ARG:HG2	9:N:2282:HOH:O	2.21	0.40

Continued on next page...

Continued from previous page...

Atom-1	Atom-2	Interatomic distance (Å)	Clash overlap (Å)
4:O:31:LEU:HA	4:O:35:PHE:HD1	1.86	0.40
4:O:39:VAL:CG2	4:O:72:ARG:HG3	2.50	0.40
5:P:393:THR:O	5:P:397:ILE:HG13	2.21	0.40

There are no symmetry-related clashes.

5.3 Torsion angles [i](#)

5.3.1 Protein backbone [i](#)

In the following table, the Percentiles column shows the percent Ramachandran outliers of the chain as a percentile score with respect to all X-ray entries followed by that with respect to entries of similar resolution.

The Analysed column shows the number of residues for which the backbone conformation was analysed, and the total number of residues.

Mol	Chain	Analysed	Favoured	Allowed	Outliers	Percentiles	
1	A	227/315 (72%)	200 (88%)	22 (10%)	5 (2%)	6	7
1	B	227/315 (72%)	200 (88%)	22 (10%)	5 (2%)	6	7
1	K	227/315 (72%)	200 (88%)	23 (10%)	4 (2%)	8	10
1	L	227/315 (72%)	200 (88%)	23 (10%)	4 (2%)	8	10
2	C	1117/1119 (100%)	927 (83%)	138 (12%)	52 (5%)	2	1
2	M	1117/1119 (100%)	926 (83%)	142 (13%)	49 (4%)	2	2
3	D	1388/1524 (91%)	1155 (83%)	168 (12%)	65 (5%)	2	1
3	N	1388/1524 (91%)	1133 (82%)	187 (14%)	68 (5%)	2	1
4	E	93/99 (94%)	76 (82%)	13 (14%)	4 (4%)	2	2
4	O	93/99 (94%)	76 (82%)	13 (14%)	4 (4%)	2	2
5	F	341/423 (81%)	290 (85%)	35 (10%)	16 (5%)	2	1
5	P	341/423 (81%)	288 (84%)	38 (11%)	15 (4%)	2	2
All	All	6786/7590 (89%)	5671 (84%)	824 (12%)	291 (4%)	2	2

All (291) Ramachandran outliers are listed below:

Mol	Chain	Res	Type
1	A	29	GLU

Continued on next page...

Continued from previous page...

Mol	Chain	Res	Type
1	B	29	GLU
1	B	48	ILE
2	C	152	PRO
2	C	231	PRO
2	C	244	PRO
2	C	288	ARG
2	C	290	LEU
2	C	369	PRO
2	C	465	GLY
2	C	548	PRO
2	C	680	ASP
2	C	908	GLY
2	C	1106	ASP
3	D	40	GLU
3	D	43	GLY
3	D	55	ASP
3	D	82	LYS
3	D	137	PRO
3	D	208	PRO
3	D	209	ARG
3	D	238	PRO
3	D	246	PRO
3	D	370	ALA
3	D	373	PRO
3	D	381	ALA
3	D	385	VAL
3	D	440	VAL
3	D	504	ASP
3	D	783	ARG
3	D	832	ARG
3	D	1028	ALA
3	D	1129	THR
3	D	1208	ASP
3	D	1243	THR
3	D	1441	GLN
4	E	42	PRO
4	E	58	PRO
5	F	147	LEU
5	F	153	PRO
5	F	329	TYR
5	F	390	PHE
1	K	29	GLU

Continued on next page...

Continued from previous page...

Mol	Chain	Res	Type
1	L	29	GLU
2	M	152	PRO
2	M	231	PRO
2	M	244	PRO
2	M	261	ILE
2	M	262	ALA
2	M	288	ARG
2	M	290	LEU
2	M	369	PRO
2	M	462	ASP
2	M	465	GLY
2	M	548	PRO
2	M	680	ASP
2	M	864	GLY
2	M	908	GLY
2	M	1106	ASP
3	N	40	GLU
3	N	43	GLY
3	N	55	ASP
3	N	82	LYS
3	N	137	PRO
3	N	208	PRO
3	N	209	ARG
3	N	217	LYS
3	N	238	PRO
3	N	246	PRO
3	N	370	ALA
3	N	373	PRO
3	N	381	ALA
3	N	385	VAL
3	N	504	ASP
3	N	783	ARG
3	N	832	ARG
3	N	1028	ALA
3	N	1125	PRO
3	N	1129	THR
3	N	1208	ASP
3	N	1243	THR
3	N	1441	GLN
4	O	42	PRO
4	O	58	PRO
5	P	147	LEU

Continued on next page...

Continued from previous page...

Mol	Chain	Res	Type
5	P	153	PRO
5	P	390	PHE
1	B	187	GLY
2	C	59	LYS
2	C	156	GLY
2	C	164	PRO
2	C	170	PRO
2	C	178	PRO
2	C	261	ILE
2	C	262	ALA
2	C	363	SER
2	C	400	PRO
2	C	462	ASP
2	C	517	ARG
2	C	529	VAL
2	C	626	ARG
2	C	864	GLY
2	C	1004	LYS
3	D	96	ALA
3	D	417	PRO
3	D	451	ASP
3	D	594	PRO
3	D	609	GLY
3	D	803	GLY
3	D	844	ALA
4	E	53	GLY
5	F	232	ARG
5	F	324	GLU
5	F	341	PRO
1	L	187	GLY
2	M	59	LYS
2	M	156	GLY
2	M	164	PRO
2	M	170	PRO
2	M	178	PRO
2	M	517	ARG
2	M	626	ARG
2	M	1097	LEU
3	N	96	ALA
3	N	417	PRO
3	N	440	VAL
3	N	451	ASP

Continued on next page...

Continued from previous page...

Mol	Chain	Res	Type
3	N	594	PRO
3	N	609	GLY
3	N	803	GLY
3	N	822	ALA
3	N	844	ALA
4	O	53	GLY
5	P	232	ARG
5	P	324	GLU
5	P	341	PRO
1	A	187	GLY
2	C	144	PRO
2	C	251	ASP
2	C	268	ASP
2	C	418	LEU
2	C	436	GLY
2	C	727	PRO
2	C	1097	LEU
3	D	31	THR
3	D	34	TYR
3	D	37	LEU
3	D	231	VAL
3	D	416	ALA
3	D	782	SER
3	D	822	ALA
3	D	1385	GLY
5	F	97	GLU
5	F	286	PRO
5	F	325	LYS
5	F	420	ASP
1	K	187	GLY
2	M	251	ASP
2	M	268	ASP
2	M	363	SER
2	M	436	GLY
2	M	529	VAL
2	M	627	ARG
2	M	727	PRO
2	M	1079	PRO
3	N	31	THR
3	N	34	TYR
3	N	37	LEU
3	N	416	ALA

Continued on next page...

Continued from previous page...

Mol	Chain	Res	Type
3	N	424	GLY
3	N	705	ALA
3	N	1385	GLY
5	P	286	PRO
5	P	288	TYR
5	P	325	LYS
1	A	106	PRO
1	B	188	GLN
2	C	40	GLU
2	C	74	GLY
2	C	111	ASP
2	C	180	GLY
2	C	292	ARG
2	C	336	VAL
2	C	627	ARG
2	C	1079	PRO
3	D	24	GLY
3	D	170	PRO
3	D	387	LEU
3	D	424	GLY
3	D	522	PRO
3	D	808	THR
3	D	1248	GLY
3	D	1389	LEU
5	F	288	TYR
5	F	297	PRO
5	F	364	ARG
1	K	106	PRO
1	K	188	GLN
2	M	40	GLU
2	M	74	GLY
2	M	180	GLY
2	M	420	ARG
3	N	24	GLY
3	N	170	PRO
3	N	387	LEU
3	N	425	GLY
3	N	782	SER
3	N	808	THR
3	N	1248	GLY
3	N	1388	ARG
5	P	393	THR

Continued on next page...

Continued from previous page...

Mol	Chain	Res	Type
5	P	420	ASP
1	A	188	GLN
1	B	106	PRO
2	C	420	ARG
2	C	1024	LYS
3	D	46	ASP
3	D	120	ALA
3	D	425	GLY
3	D	526	PRO
3	D	696	HIS
3	D	705	ALA
3	D	1288	GLU
1	L	106	PRO
1	L	188	GLN
2	M	223	ASP
2	M	282	GLY
2	M	292	ARG
2	M	418	LEU
2	M	457	ALA
2	M	1024	LYS
3	N	46	ASP
3	N	231	VAL
3	N	415	VAL
3	N	522	PRO
3	N	526	PRO
3	N	613	ARG
3	N	1213	ARG
3	N	1286	THR
3	N	1342	GLU
5	P	97	GLU
5	P	297	PRO
5	P	364	ARG
2	C	425	PHE
2	C	447	ALA
2	C	779	GLY
2	C	905	ILE
3	D	533	GLY
3	D	670	VAL
3	D	1213	ARG
2	M	336	VAL
2	M	447	ALA
2	M	779	GLY

Continued on next page...

Continued from previous page...

Mol	Chain	Res	Type
3	N	98	PRO
3	N	1197	ARG
3	D	415	VAL
3	D	1064	GLY
5	F	167	PRO
3	N	173	PRO
3	N	1064	GLY
3	N	1306	PRO
3	N	1349	VAL
5	P	167	PRO
2	C	79	PRO
2	C	282	GLY
2	C	767	PRO
3	D	173	PRO
4	E	5	GLY
2	M	400	PRO
2	M	767	PRO
3	N	670	VAL
4	O	5	GLY
1	A	9	PRO
2	C	424	GLY
3	D	595	GLY
3	N	368	VAL
3	N	530	VAL
3	D	136	ASP
3	D	530	VAL
5	F	285	GLU
2	M	79	PRO
2	M	144	PRO
3	N	169	TYR
3	N	595	GLY
3	D	169	TYR
3	D	407	VAL
3	D	1306	PRO
3	D	1349	VAL
3	N	407	VAL
2	M	166	PRO
2	C	166	PRO

5.3.2 Protein sidechains [i](#)

In the following table, the Percentiles column shows the percent sidechain outliers of the chain as a percentile score with respect to all X-ray entries followed by that with respect to entries of similar resolution.

The Analysed column shows the number of residues for which the sidechain conformation was analysed, and the total number of residues.

Mol	Chain	Analysed	Rotameric	Outliers	Percentiles	
1	A	202/273 (74%)	149 (74%)	53 (26%)	0	0
1	B	202/273 (74%)	167 (83%)	35 (17%)	2	2
1	K	202/273 (74%)	154 (76%)	48 (24%)	0	0
1	L	202/273 (74%)	152 (75%)	50 (25%)	0	0
2	C	941/941 (100%)	722 (77%)	219 (23%)	1	1
2	M	941/941 (100%)	731 (78%)	210 (22%)	1	1
3	D	1123/1279 (88%)	861 (77%)	262 (23%)	1	1
3	N	1123/1279 (88%)	832 (74%)	291 (26%)	0	0
4	E	83/87 (95%)	65 (78%)	18 (22%)	1	1
4	O	83/87 (95%)	61 (74%)	22 (26%)	0	0
5	F	295/370 (80%)	234 (79%)	61 (21%)	1	1
5	P	295/370 (80%)	242 (82%)	53 (18%)	1	2
All	All	5692/6446 (88%)	4370 (77%)	1322 (23%)	1	1

All (1322) residues with a non-rotameric sidechain are listed below:

Mol	Chain	Res	Type
1	A	1	MET
1	A	4	SER
1	A	5	LYS
1	A	9	PRO
1	A	12	THR
1	A	15	THR
1	A	16	GLN
1	A	20	TYR
1	A	26	GLU
1	A	44	LEU
1	A	45	LEU
1	A	47	SER
1	A	62	LEU
1	A	73	GLU

Continued on next page...

Continued from previous page...

Mol	Chain	Res	Type
1	A	74	ASP
1	A	84	GLU
1	A	89	PHE
1	A	92	PRO
1	A	94	LEU
1	A	96	THR
1	A	100	LEU
1	A	101	LEU
1	A	104	GLU
1	A	115	LEU
1	A	119	ASP
1	A	120	VAL
1	A	121	GLU
1	A	127	LEU
1	A	137	ARG
1	A	139	ASN
1	A	145	ASP
1	A	159	LYS
1	A	167	VAL
1	A	168	ASP
1	A	170	VAL
1	A	176	ARG
1	A	179	PHE
1	A	180	GLN
1	A	183	ASP
1	A	186	LEU
1	A	188	GLN
1	A	189	ARG
1	A	190	THR
1	A	191	ASP
1	A	193	ASP
1	A	196	THR
1	A	197	LEU
1	A	198	ARG
1	A	204	SER
1	A	211	LEU
1	A	215	VAL
1	A	227	ASN
1	A	229	GLN
1	B	1	MET
1	B	7	LYS
1	B	9	PRO

Continued on next page...

Continued from previous page...

Mol	Chain	Res	Type
1	B	25	LEU
1	B	26	GLU
1	B	38	ASN
1	B	62	LEU
1	B	65	PHE
1	B	77	GLU
1	B	80	LEU
1	B	81	ASN
1	B	88	ARG
1	B	89	PHE
1	B	94	LEU
1	B	95	GLN
1	B	101	LEU
1	B	112	ARG
1	B	119	ASP
1	B	128	HIS
1	B	138	LEU
1	B	140	MET
1	B	145	ASP
1	B	150	TYR
1	B	159	LYS
1	B	161	ARG
1	B	176	ARG
1	B	186	LEU
1	B	190	THR
1	B	193	ASP
1	B	200	TRP
1	B	208	LEU
1	B	209	GLU
1	B	220	GLU
1	B	221	HIS
1	B	224	TYR
2	C	5	ARG
2	C	15	LEU
2	C	20	GLU
2	C	22	GLN
2	C	26	TYR
2	C	30	LEU
2	C	31	GLN
2	C	34	VAL
2	C	41	ASN
2	C	48	PHE

Continued on next page...

Continued from previous page...

Mol	Chain	Res	Type
2	C	52	PHE
2	C	55	GLU
2	C	65	VAL
2	C	71	TYR
2	C	72	ARG
2	C	88	LEU
2	C	89	THR
2	C	90	TYR
2	C	91	GLN
2	C	95	TYR
2	C	98	LEU
2	C	100	LEU
2	C	102	HIS
2	C	104	ASP
2	C	107	LEU
2	C	108	ILE
2	C	110	GLU
2	C	111	ASP
2	C	114	PHE
2	C	115	LEU
2	C	117	HIS
2	C	133	ASP
2	C	140	ILE
2	C	141	HIS
2	C	143	SER
2	C	150	PRO
2	C	152	PRO
2	C	158	TYR
2	C	163	ILE
2	C	170	PRO
2	C	178	PRO
2	C	187	ASN
2	C	198	ARG
2	C	205	GLU
2	C	209	ARG
2	C	219	GLN
2	C	221	LEU
2	C	222	MET
2	C	229	MET
2	C	237	ARG
2	C	240	THR
2	C	250	ARG

Continued on next page...

Continued from previous page...

Mol	Chain	Res	Type
2	C	252	LYS
2	C	254	VAL
2	C	260	LEU
2	C	266	ARG
2	C	267	TYR
2	C	268	ASP
2	C	275	TYR
2	C	278	GLU
2	C	279	GLU
2	C	281	LEU
2	C	285	LEU
2	C	286	SER
2	C	288	ARG
2	C	290	LEU
2	C	293	PHE
2	C	294	GLU
2	C	297	GLU
2	C	303	PHE
2	C	304	LEU
2	C	308	ARG
2	C	309	TYR
2	C	321	GLU
2	C	323	ASP
2	C	332	ARG
2	C	338	GLU
2	C	343	GLN
2	C	345	ARG
2	C	348	LEU
2	C	357	GLU
2	C	359	MET
2	C	360	LEU
2	C	361	MET
2	C	363	SER
2	C	365	ASP
2	C	366	SER
2	C	367	LEU
2	C	371	LYS
2	C	376	ARG
2	C	379	GLU
2	C	384	GLU
2	C	388	ARG
2	C	393	GLN

Continued on next page...

Continued from previous page...

Mol	Chain	Res	Type
2	C	396	ASP
2	C	400	PRO
2	C	402	SER
2	C	408	ARG
2	C	413	LEU
2	C	420	ARG
2	C	425	PHE
2	C	429	ASP
2	C	430	VAL
2	C	432	ARG
2	C	443	THR
2	C	448	ASN
2	C	452	ILE
2	C	454	SER
2	C	455	LEU
2	C	469	THR
2	C	474	VAL
2	C	479	VAL
2	C	486	MET
2	C	491	GLU
2	C	492	ASP
2	C	494	TYR
2	C	496	ILE
2	C	502	PRO
2	C	503	LEU
2	C	524	VAL
2	C	527	GLU
2	C	532	MET
2	C	533	ASP
2	C	543	ASN
2	C	556	ASN
2	C	557	ARG
2	C	564	MET
2	C	566	THR
2	C	583	LEU
2	C	584	GLU
2	C	585	GLU
2	C	589	ARG
2	C	607	ASP
2	C	620	LEU
2	C	622	GLU
2	C	627	ARG

Continued on next page...

Continued from previous page...

Mol	Chain	Res	Type
2	C	633	GLN
2	C	640	ARG
2	C	645	VAL
2	C	657	ASP
2	C	663	ASN
2	C	668	LEU
2	C	672	VAL
2	C	679	PHE
2	C	685	GLU
2	C	690	ILE
2	C	697	ARG
2	C	698	ASP
2	C	699	PHE
2	C	701	THR
2	C	703	ILE
2	C	708	TYR
2	C	724	ARG
2	C	727	PRO
2	C	729	LEU
2	C	743	VAL
2	C	771	GLU
2	C	780	GLU
2	C	785	VAL
2	C	791	ARG
2	C	799	ILE
2	C	813	VAL
2	C	821	GLU
2	C	824	ARG
2	C	829	GLN
2	C	834	GLN
2	C	839	LEU
2	C	841	ASN
2	C	861	LEU
2	C	863	ASP
2	C	870	ILE
2	C	881	ASN
2	C	886	LEU
2	C	890	LEU
2	C	905	ILE
2	C	907	ASP
2	C	913	GLU
2	C	923	GLU

Continued on next page...

Continued from previous page...

Mol	Chain	Res	Type
2	C	925	TYR
2	C	934	PHE
2	C	937	ASP
2	C	938	LYS
2	C	939	ARG
2	C	940	GLU
2	C	950	LEU
2	C	958	THR
2	C	960	GLU
2	C	971	LYS
2	C	976	ASP
2	C	978	ARG
2	C	989	VAL
2	C	995	MET
2	C	1002	GLU
2	C	1006	HIS
2	C	1016	ILE
2	C	1019	GLN
2	C	1020	PRO
2	C	1021	LEU
2	C	1026	GLN
2	C	1034	GLU
2	C	1035	MET
2	C	1052	MET
2	C	1054	THR
2	C	1060	ILE
2	C	1061	GLU
2	C	1076	VAL
2	C	1083	GLU
2	C	1084	SER
2	C	1085	PHE
2	C	1087	VAL
2	C	1091	GLU
2	C	1092	LEU
2	C	1097	LEU
2	C	1098	ASP
2	C	1107	ASN
2	C	1109	VAL
2	C	1111	ILE
2	C	1113	GLU
2	C	1115	LEU
3	D	3	LYS

Continued on next page...

Continued from previous page...

Mol	Chain	Res	Type
3	D	4	GLU
3	D	6	ARG
3	D	7	LYS
3	D	9	ARG
3	D	12	LEU
3	D	17	LYS
3	D	20	SER
3	D	27	GLU
3	D	29	PRO
3	D	32	ILE
3	D	33	ASN
3	D	35	ARG
3	D	40	GLU
3	D	41	ARG
3	D	42	ASP
3	D	47	GLU
3	D	55	ASP
3	D	56	TYR
3	D	58	CYS
3	D	68	PHE
3	D	76	CYS
3	D	80	VAL
3	D	82	LYS
3	D	85	VAL
3	D	102	ILE
3	D	103	TRP
3	D	107	ASP
3	D	112	ILE
3	D	115	LEU
3	D	118	LEU
3	D	133	ILE
3	D	145	VAL
3	D	147	VAL
3	D	149	LYS
3	D	150	ARG
3	D	153	LEU
3	D	154	THR
3	D	155	ASP
3	D	156	GLU
3	D	161	LEU
3	D	162	ARG
3	D	166	GLN

Continued on next page...

Continued from previous page...

Mol	Chain	Res	Type
3	D	167	GLU
3	D	170	PRO
3	D	171	LEU
3	D	172	PRO
3	D	185	VAL
3	D	199	LEU
3	D	204	LEU
3	D	205	TYR
3	D	206	ARG
3	D	208	PRO
3	D	209	ARG
3	D	389	GLU
3	D	394	LEU
3	D	395	VAL
3	D	404	GLU
3	D	410	SER
3	D	411	THR
3	D	413	ASP
3	D	421	LEU
3	D	430	ASP
3	D	432	TYR
3	D	444	VAL
3	D	445	ARG
3	D	448	GLU
3	D	450	TYR
3	D	452	ILE
3	D	456	MET
3	D	465	LEU
3	D	466	LYS
3	D	475	LYS
3	D	479	GLU
3	D	481	MET
3	D	483	HIS
3	D	488	ARG
3	D	491	LYS
3	D	497	GLU
3	D	498	VAL
3	D	502	PHE
3	D	503	LEU
3	D	513	ILE
3	D	521	PRO
3	D	529	GLN

Continued on next page...

Continued from previous page...

Mol	Chain	Res	Type
3	D	531	ASP
3	D	538	SER
3	D	540	LEU
3	D	542	ASP
3	D	554	LEU
3	D	560	GLN
3	D	565	ILE
3	D	571	LYS
3	D	590	PRO
3	D	593	ASN
3	D	594	PRO
3	D	597	ASP
3	D	598	ARG
3	D	601	ARG
3	D	613	ARG
3	D	614	PHE
3	D	615	ARG
3	D	617	ASN
3	D	636	GLN
3	D	639	LEU
3	D	641	GLN
3	D	651	GLU
3	D	656	PHE
3	D	659	LYS
3	D	662	GLU
3	D	675	ARG
3	D	676	MET
3	D	681	ARG
3	D	682	ASP
3	D	688	TRP
3	D	695	ILE
3	D	704	ARG
3	D	707	THR
3	D	709	HIS
3	D	710	ARG
3	D	716	PHE
3	D	719	VAL
3	D	724	GLN
3	D	734	GLU
3	D	739	ASP
3	D	743	ASP
3	D	749	VAL

Continued on next page...

Continued from previous page...

Mol	Chain	Res	Type
3	D	752	SER
3	D	754	PHE
3	D	762	GLN
3	D	783	ARG
3	D	794	GLN
3	D	796	ARG
3	D	797	LYS
3	D	800	LYS
3	D	805	GLU
3	D	810	GLU
3	D	824	ASN
3	D	828	LYS
3	D	832	ARG
3	D	833	GLU
3	D	839	LEU
3	D	847	ASP
3	D	850	LEU
3	D	859	ASP
3	D	862	ASP
3	D	863	VAL
3	D	867	ARG
3	D	873	LEU
3	D	879	ARG
3	D	880	ILE
3	D	886	VAL
3	D	897	TRP
3	D	898	GLU
3	D	901	GLN
3	D	904	VAL
3	D	907	GLU
3	D	910	SER
3	D	914	LEU
3	D	916	TYR
3	D	917	GLN
3	D	919	PHE
3	D	922	LEU
3	D	929	ARG
3	D	930	LEU
3	D	951	ILE
3	D	961	LYS
3	D	987	GLU
3	D	988	ARG

Continued on next page...

Continued from previous page...

Mol	Chain	Res	Type
3	D	994	GLN
3	D	1001	GLU
3	D	1021	TYR
3	D	1029	ARG
3	D	1032	PRO
3	D	1042	ARG
3	D	1049	SER
3	D	1051	GLU
3	D	1052	THR
3	D	1058	ARG
3	D	1062	ARG
3	D	1065	LEU
3	D	1068	LEU
3	D	1070	TYR
3	D	1079	LYS
3	D	1087	ARG
3	D	1097	LYS
3	D	1109	GLU
3	D	1111	ASP
3	D	1112	CYS
3	D	1116	ASN
3	D	1127	GLU
3	D	1132	LEU
3	D	1139	ASP
3	D	1144	LEU
3	D	1154	GLU
3	D	1161	GLU
3	D	1164	ARG
3	D	1173	LEU
3	D	1176	LYS
3	D	1183	ILE
3	D	1190	SER
3	D	1191	PRO
3	D	1207	TYR
3	D	1223	ILE
3	D	1228	SER
3	D	1231	GLU
3	D	1234	THR
3	D	1236	LEU
3	D	1238	MET
3	D	1242	HIS
3	D	1243	THR

Continued on next page...

Continued from previous page...

Mol	Chain	Res	Type
3	D	1251	ASP
3	D	1258	ARG
3	D	1259	VAL
3	D	1260	ILE
3	D	1262	LEU
3	D	1264	GLU
3	D	1266	ARG
3	D	1267	ARG
3	D	1269	LYS
3	D	1274	ILE
3	D	1280	VAL
3	D	1288	GLU
3	D	1295	GLU
3	D	1299	PHE
3	D	1302	GLU
3	D	1307	LYS
3	D	1310	ARG
3	D	1311	LEU
3	D	1314	LYS
3	D	1317	ASP
3	D	1318	TYR
3	D	1320	GLU
3	D	1335	LEU
3	D	1344	VAL
3	D	1346	ARG
3	D	1353	GLN
3	D	1363	LEU
3	D	1368	ILE
3	D	1372	VAL
3	D	1377	LYS
3	D	1382	THR
3	D	1388	ARG
3	D	1389	LEU
3	D	1401	GLU
3	D	1403	LEU
3	D	1410	GLU
3	D	1420	LEU
3	D	1424	VAL
3	D	1432	LYS
3	D	1435	LEU
3	D	1440	PHE
3	D	1449	GLU

Continued on next page...

Continued from previous page...

Mol	Chain	Res	Type
3	D	1460	ILE
3	D	1463	LYS
3	D	1465	ASN
3	D	1466	VAL
3	D	1480	PHE
3	D	1481	VAL
3	D	1485	GLN
3	D	1488	ASP
3	D	1496	GLU
4	E	7	ASP
4	E	10	PHE
4	E	14	ASP
4	E	28	GLN
4	E	31	LEU
4	E	32	ARG
4	E	40	LEU
4	E	42	PRO
4	E	43	GLU
4	E	45	ARG
4	E	52	GLU
4	E	59	ASN
4	E	61	GLU
4	E	66	LYS
4	E	67	GLU
4	E	81	PRO
4	E	89	MET
4	E	91	ARG
5	F	76	SER
5	F	78	SER
5	F	83	GLN
5	F	84	TYR
5	F	87	GLU
5	F	101	GLU
5	F	123	ASP
5	F	125	ASP
5	F	132	ARG
5	F	134	LYS
5	F	135	ILE
5	F	136	LEU
5	F	142	ARG
5	F	149	GLU
5	F	150	THR

Continued on next page...

Continued from previous page...

Mol	Chain	Res	Type
5	F	170	HIS
5	F	174	LEU
5	F	181	GLU
5	F	187	LEU
5	F	192	LEU
5	F	194	LEU
5	F	209	PHE
5	F	211	ASP
5	F	228	GLU
5	F	229	TYR
5	F	233	PHE
5	F	240	THR
5	F	245	GLN
5	F	249	ARG
5	F	280	GLN
5	F	282	LEU
5	F	284	ARG
5	F	286	PRO
5	F	288	TYR
5	F	295	MET
5	F	297	PRO
5	F	302	LYS
5	F	312	GLN
5	F	313	GLU
5	F	316	SER
5	F	328	PHE
5	F	329	TYR
5	F	336	GLU
5	F	341	PRO
5	F	343	ASP
5	F	347	GLN
5	F	348	SER
5	F	349	LEU
5	F	351	SER
5	F	364	ARG
5	F	365	GLU
5	F	370	LYS
5	F	399	GLN
5	F	403	LYS
5	F	405	LEU
5	F	408	LEU
5	F	410	TYR

Continued on next page...

Continued from previous page...

Mol	Chain	Res	Type
5	F	414	ARG
5	F	419	ARG
5	F	420	ASP
5	F	422	LEU
1	K	1	MET
1	K	5	LYS
1	K	9	PRO
1	K	12	THR
1	K	15	THR
1	K	16	GLN
1	K	18	ARG
1	K	26	GLU
1	K	43	ILE
1	K	44	LEU
1	K	45	LEU
1	K	55	SER
1	K	64	GLU
1	K	66	SER
1	K	67	THR
1	K	73	GLU
1	K	76	VAL
1	K	80	LEU
1	K	86	VAL
1	K	88	ARG
1	K	89	PHE
1	K	92	PRO
1	K	107	LYS
1	K	112	ARG
1	K	113	ASP
1	K	115	LEU
1	K	126	ASP
1	K	127	LEU
1	K	143	ARG
1	K	145	ASP
1	K	146	ARG
1	K	148	VAL
1	K	176	ARG
1	K	180	GLN
1	K	184	THR
1	K	185	ARG
1	K	186	LEU
1	K	196	THR

Continued on next page...

Continued from previous page...

Mol	Chain	Res	Type
1	K	197	LEU
1	K	198	ARG
1	K	201	THR
1	K	206	THR
1	K	211	LEU
1	K	216	GLU
1	K	219	ARG
1	K	222	LEU
1	K	227	ASN
1	K	229	GLN
1	L	5	LYS
1	L	7	LYS
1	L	16	GLN
1	L	19	GLU
1	L	25	LEU
1	L	30	ARG
1	L	32	PHE
1	L	38	ASN
1	L	41	ARG
1	L	46	SER
1	L	47	SER
1	L	51	THR
1	L	55	SER
1	L	60	ASP
1	L	65	PHE
1	L	66	SER
1	L	67	THR
1	L	73	GLU
1	L	84	GLU
1	L	89	PHE
1	L	91	ASN
1	L	92	PRO
1	L	93	SER
1	L	95	GLN
1	L	96	THR
1	L	101	LEU
1	L	104	GLU
1	L	110	LYS
1	L	113	ASP
1	L	121	GLU
1	L	124	ASN
1	L	126	ASP

Continued on next page...

Continued from previous page...

Mol	Chain	Res	Type
1	L	128	HIS
1	L	138	LEU
1	L	140	MET
1	L	145	ASP
1	L	159	LYS
1	L	161	ARG
1	L	163	ASN
1	L	167	VAL
1	L	176	ARG
1	L	182	GLU
1	L	188	GLN
1	L	190	THR
1	L	197	LEU
1	L	204	SER
1	L	205	VAL
1	L	206	THR
1	L	208	LEU
1	L	220	GLU
2	M	5	ARG
2	M	8	ARG
2	M	10	ARG
2	M	15	LEU
2	M	20	GLU
2	M	22	GLN
2	M	26	TYR
2	M	27	ARG
2	M	30	LEU
2	M	31	GLN
2	M	34	VAL
2	M	39	ARG
2	M	41	ASN
2	M	48	PHE
2	M	51	THR
2	M	52	PHE
2	M	58	ASP
2	M	64	LEU
2	M	81	ASP
2	M	89	THR
2	M	90	TYR
2	M	91	GLN
2	M	95	TYR
2	M	107	LEU

Continued on next page...

Continued from previous page...

Mol	Chain	Res	Type
2	M	108	ILE
2	M	111	ASP
2	M	113	VAL
2	M	114	PHE
2	M	115	LEU
2	M	117	HIS
2	M	118	ILE
2	M	126	SER
2	M	133	ASP
2	M	134	ARG
2	M	140	ILE
2	M	141	HIS
2	M	143	SER
2	M	144	PRO
2	M	149	THR
2	M	152	PRO
2	M	157	ARG
2	M	158	TYR
2	M	163	ILE
2	M	165	LEU
2	M	168	ARG
2	M	173	ASP
2	M	192	PRO
2	M	194	VAL
2	M	198	ARG
2	M	209	ARG
2	M	221	LEU
2	M	222	MET
2	M	229	MET
2	M	233	GLU
2	M	237	ARG
2	M	238	LEU
2	M	239	PHE
2	M	241	LEU
2	M	242	LEU
2	M	243	ARG
2	M	249	LYS
2	M	252	LYS
2	M	254	VAL
2	M	267	TYR
2	M	279	GLU
2	M	285	LEU

Continued on next page...

Continued from previous page...

Mol	Chain	Res	Type
2	M	288	ARG
2	M	289	THR
2	M	290	LEU
2	M	293	PHE
2	M	295	ASP
2	M	297	GLU
2	M	303	PHE
2	M	304	LEU
2	M	308	ARG
2	M	309	TYR
2	M	321	GLU
2	M	323	ASP
2	M	326	ASP
2	M	327	HIS
2	M	341	THR
2	M	343	GLN
2	M	359	MET
2	M	367	LEU
2	M	371	LYS
2	M	374	ASN
2	M	376	ARG
2	M	383	ARG
2	M	390	GLN
2	M	393	GLN
2	M	397	GLU
2	M	398	THR
2	M	399	ASN
2	M	400	PRO
2	M	413	LEU
2	M	420	ARG
2	M	425	PHE
2	M	426	ASP
2	M	427	VAL
2	M	439	CYS
2	M	443	THR
2	M	451	LEU
2	M	454	SER
2	M	455	LEU
2	M	460	ARG
2	M	468	ARG
2	M	469	THR
2	M	474	VAL

Continued on next page...

Continued from previous page...

Mol	Chain	Res	Type
2	M	479	VAL
2	M	481	ASP
2	M	482	GLU
2	M	503	LEU
2	M	508	ILE
2	M	533	ASP
2	M	551	GLU
2	M	554	ASP
2	M	562	SER
2	M	563	ASN
2	M	564	MET
2	M	571	LEU
2	M	581	THR
2	M	589	ARG
2	M	605	LYS
2	M	606	VAL
2	M	607	ASP
2	M	610	ARG
2	M	620	LEU
2	M	626	ARG
2	M	627	ARG
2	M	630	ARG
2	M	639	GLN
2	M	640	ARG
2	M	645	VAL
2	M	650	ARG
2	M	653	ASP
2	M	657	ASP
2	M	663	ASN
2	M	668	LEU
2	M	672	VAL
2	M	680	ASP
2	M	684	PHE
2	M	685	GLU
2	M	689	VAL
2	M	693	GLU
2	M	697	ARG
2	M	699	PHE
2	M	701	THR
2	M	706	GLU
2	M	714	ASP
2	M	715	THR

Continued on next page...

Continued from previous page...

Mol	Chain	Res	Type
2	M	717	LEU
2	M	727	PRO
2	M	729	LEU
2	M	749	VAL
2	M	768	THR
2	M	784	ASP
2	M	785	VAL
2	M	791	ARG
2	M	799	ILE
2	M	805	ARG
2	M	807	ARG
2	M	808	ARG
2	M	814	GLU
2	M	821	GLU
2	M	835	VAL
2	M	839	LEU
2	M	841	ASN
2	M	861	LEU
2	M	863	ASP
2	M	869	VAL
2	M	870	ILE
2	M	881	ASN
2	M	882	LEU
2	M	886	LEU
2	M	897	LEU
2	M	902	ILE
2	M	907	ASP
2	M	910	LYS
2	M	911	GLU
2	M	923	GLU
2	M	925	TYR
2	M	937	ASP
2	M	941	VAL
2	M	946	ARG
2	M	950	LEU
2	M	972	VAL
2	M	975	TYR
2	M	981	GLU
2	M	984	GLU
2	M	988	VAL
2	M	1002	GLU
2	M	1017	THR

Continued on next page...

Continued from previous page...

Mol	Chain	Res	Type
2	M	1035	MET
2	M	1040	LEU
2	M	1050	GLN
2	M	1058	ASP
2	M	1060	ILE
2	M	1061	GLU
2	M	1072	LYS
2	M	1079	PRO
2	M	1088	LEU
2	M	1091	GLU
2	M	1097	LEU
2	M	1098	ASP
2	M	1100	GLN
2	M	1104	GLU
2	M	1109	VAL
2	M	1111	ILE
2	M	1118	LYS
2	M	1119	ARG
3	N	6	ARG
3	N	7	LYS
3	N	12	LEU
3	N	15	PRO
3	N	17	LYS
3	N	20	SER
3	N	32	ILE
3	N	34	TYR
3	N	52	PRO
3	N	56	TYR
3	N	62	LYS
3	N	64	LYS
3	N	65	ARG
3	N	67	ARG
3	N	68	PHE
3	N	69	GLU
3	N	71	LYS
3	N	74	GLU
3	N	76	CYS
3	N	82	LYS
3	N	85	VAL
3	N	86	ARG
3	N	87	ARG
3	N	95	LEU

Continued on next page...

Continued from previous page...

Mol	Chain	Res	Type
3	N	103	TRP
3	N	117	ASP
3	N	119	SER
3	N	122	GLU
3	N	123	LEU
3	N	128	TYR
3	N	142	LEU
3	N	145	VAL
3	N	147	VAL
3	N	152	LEU
3	N	153	LEU
3	N	160	GLU
3	N	162	ARG
3	N	165	LYS
3	N	169	TYR
3	N	170	PRO
3	N	171	LEU
3	N	176	ASP
3	N	185	VAL
3	N	190	GLU
3	N	199	LEU
3	N	204	LEU
3	N	206	ARG
3	N	208	PRO
3	N	389	GLU
3	N	395	VAL
3	N	401	TYR
3	N	405	ASP
3	N	408	GLU
3	N	411	THR
3	N	419	ASP
3	N	420	VAL
3	N	421	LEU
3	N	427	VAL
3	N	429	SER
3	N	430	ASP
3	N	432	TYR
3	N	434	ARG
3	N	445	ARG
3	N	448	GLU
3	N	451	ASP
3	N	452	ILE

Continued on next page...

Continued from previous page...

Mol	Chain	Res	Type
3	N	456	MET
3	N	459	GLU
3	N	462	GLN
3	N	465	LEU
3	N	470	LEU
3	N	475	LYS
3	N	481	MET
3	N	483	HIS
3	N	486	ARG
3	N	491	LYS
3	N	493	ARG
3	N	502	PHE
3	N	505	SER
3	N	513	ILE
3	N	521	PRO
3	N	530	VAL
3	N	531	ASP
3	N	537	THR
3	N	542	ASP
3	N	543	LEU
3	N	549	ASN
3	N	565	ILE
3	N	569	ASN
3	N	571	LYS
3	N	576	GLU
3	N	581	LEU
3	N	586	ARG
3	N	590	PRO
3	N	591	VAL
3	N	593	ASN
3	N	594	PRO
3	N	597	ASP
3	N	598	ARG
3	N	601	ARG
3	N	605	ASP
3	N	607	LEU
3	N	611	GLN
3	N	614	PHE
3	N	616	GLN
3	N	617	ASN
3	N	619	LEU
3	N	623	VAL

Continued on next page...

Continued from previous page...

Mol	Chain	Res	Type
3	N	624	ASP
3	N	629	SER
3	N	631	ILE
3	N	632	VAL
3	N	637	LEU
3	N	639	LEU
3	N	640	HIS
3	N	641	GLN
3	N	648	MET
3	N	651	GLU
3	N	660	LYS
3	N	666	ILE
3	N	669	ASN
3	N	671	LYS
3	N	675	ARG
3	N	676	MET
3	N	678	GLU
3	N	681	ARG
3	N	684	LYS
3	N	686	GLU
3	N	688	TRP
3	N	695	ILE
3	N	702	LEU
3	N	717	GLN
3	N	727	GLN
3	N	734	GLU
3	N	736	PHE
3	N	741	ASP
3	N	754	PHE
3	N	765	SER
3	N	770	LEU
3	N	780	LYS
3	N	781	PRO
3	N	784	ASP
3	N	787	LEU
3	N	792	ILE
3	N	794	GLN
3	N	797	LYS
3	N	799	LYS
3	N	800	LYS
3	N	805	GLU
3	N	808	THR

Continued on next page...

Continued from previous page...

Mol	Chain	Res	Type
3	N	811	GLU
3	N	824	ASN
3	N	828	LYS
3	N	829	VAL
3	N	838	ARG
3	N	839	LEU
3	N	840	LYS
3	N	842	VAL
3	N	847	ASP
3	N	858	VAL
3	N	862	ASP
3	N	863	VAL
3	N	864	VAL
3	N	865	THR
3	N	869	MET
3	N	875	THR
3	N	876	SER
3	N	879	ARG
3	N	880	ILE
3	N	888	GLU
3	N	891	GLU
3	N	892	ASP
3	N	893	GLU
3	N	901	GLN
3	N	910	SER
3	N	917	GLN
3	N	944	THR
3	N	948	THR
3	N	951	ILE
3	N	952	ASP
3	N	959	GLU
3	N	964	LEU
3	N	972	LEU
3	N	980	MET
3	N	985	ASP
3	N	988	ARG
3	N	994	GLN
3	N	999	THR
3	N	1005	GLN
3	N	1012	GLU
3	N	1019	PRO
3	N	1036	ARG

Continued on next page...

Continued from previous page...

Mol	Chain	Res	Type
3	N	1039	CYS
3	N	1042	ARG
3	N	1045	MET
3	N	1051	GLU
3	N	1052	THR
3	N	1059	SER
3	N	1062	ARG
3	N	1068	LEU
3	N	1083	ASP
3	N	1084	THR
3	N	1093	TYR
3	N	1095	THR
3	N	1096	ARG
3	N	1109	GLU
3	N	1111	ASP
3	N	1112	CYS
3	N	1116	ASN
3	N	1124	GLN
3	N	1128	VAL
3	N	1129	THR
3	N	1133	ARG
3	N	1135	ARG
3	N	1141	GLU
3	N	1144	LEU
3	N	1159	ARG
3	N	1162	GLU
3	N	1166	LEU
3	N	1173	LEU
3	N	1182	GLU
3	N	1183	ILE
3	N	1189	ARG
3	N	1190	SER
3	N	1195	GLN
3	N	1196	THR
3	N	1207	TYR
3	N	1208	ASP
3	N	1210	SER
3	N	1211	MET
3	N	1231	GLU
3	N	1235	GLN
3	N	1238	MET
3	N	1243	THR

Continued on next page...

Continued from previous page...

Mol	Chain	Res	Type
3	N	1252	ILE
3	N	1254	GLN
3	N	1258	ARG
3	N	1260	ILE
3	N	1264	GLU
3	N	1267	ARG
3	N	1274	ILE
3	N	1275	SER
3	N	1278	ASP
3	N	1280	VAL
3	N	1285	GLU
3	N	1286	THR
3	N	1295	GLU
3	N	1299	PHE
3	N	1300	SER
3	N	1301	LYS
3	N	1312	LEU
3	N	1314	LYS
3	N	1315	ASP
3	N	1337	GLU
3	N	1344	VAL
3	N	1353	GLN
3	N	1355	VAL
3	N	1359	GLN
3	N	1368	ILE
3	N	1380	GLU
3	N	1382	THR
3	N	1383	ASP
3	N	1387	SER
3	N	1388	ARG
3	N	1396	GLU
3	N	1401	GLU
3	N	1403	LEU
3	N	1404	ASN
3	N	1406	ARG
3	N	1407	LEU
3	N	1419	PRO
3	N	1424	VAL
3	N	1432	LYS
3	N	1433	SER
3	N	1439	SER
3	N	1440	PHE

Continued on next page...

Continued from previous page...

Mol	Chain	Res	Type
3	N	1442	ASN
3	N	1444	THR
3	N	1463	LYS
3	N	1464	GLU
3	N	1465	ASN
3	N	1466	VAL
3	N	1470	ARG
3	N	1478	SER
3	N	1481	VAL
3	N	1483	PHE
3	N	1485	GLN
3	N	1487	VAL
3	N	1488	ASP
3	N	1496	GLU
3	N	1501	GLU
4	O	12	MET
4	O	13	VAL
4	O	21	VAL
4	O	28	GLN
4	O	29	GLN
4	O	32	ARG
4	O	35	PHE
4	O	36	LYS
4	O	40	LEU
4	O	42	PRO
4	O	45	ARG
4	O	52	GLU
4	O	54	LEU
4	O	57	ASP
4	O	61	GLU
4	O	66	LYS
4	O	70	THR
4	O	72	ARG
4	O	77	GLU
4	O	84	ARG
4	O	85	LEU
4	O	86	GLN
5	P	75	ILE
5	P	77	THR
5	P	83	GLN
5	P	84	TYR
5	P	85	LEU

Continued on next page...

Continued from previous page...

Mol	Chain	Res	Type
5	P	94	LEU
5	P	119	ILE
5	P	125	ASP
5	P	135	ILE
5	P	136	LEU
5	P	142	ARG
5	P	145	PRO
5	P	148	LYS
5	P	150	THR
5	P	165	SER
5	P	174	LEU
5	P	187	LEU
5	P	209	PHE
5	P	221	ILE
5	P	225	GLU
5	P	245	GLN
5	P	259	ARG
5	P	269	ASN
5	P	277	GLN
5	P	285	GLU
5	P	295	MET
5	P	300	ASP
5	P	302	LYS
5	P	306	GLU
5	P	307	THR
5	P	309	LYS
5	P	318	GLU
5	P	328	PHE
5	P	331	ASP
5	P	335	ASP
5	P	336	GLU
5	P	337	HIS
5	P	347	GLN
5	P	348	SER
5	P	350	LEU
5	P	358	LEU
5	P	360	LYS
5	P	361	LEU
5	P	367	MET
5	P	370	LYS
5	P	375	LEU
5	P	396	ARG

Continued on next page...

Continued from previous page...

Mol	Chain	Res	Type
5	P	399	GLN
5	P	401	GLU
5	P	403	LYS
5	P	407	LYS
5	P	408	LEU
5	P	419	ARG

Sometimes sidechains can be flipped to improve hydrogen bonding and reduce clashes. All (167) such sidechains are listed below:

Mol	Chain	Res	Type
1	A	16	GLN
1	A	81	ASN
1	A	124	ASN
1	A	156	HIS
1	A	163	ASN
1	A	180	GLN
1	A	188	GLN
1	A	212	ASN
1	A	213	GLN
1	A	227	ASN
1	A	229	GLN
1	B	63	HIS
1	B	128	HIS
1	B	163	ASN
2	C	22	GLN
2	C	31	GLN
2	C	41	ASN
2	C	117	HIS
2	C	130	ASN
2	C	204	GLN
2	C	219	GLN
2	C	343	GLN
2	C	374	ASN
2	C	393	GLN
2	C	506	ASN
2	C	538	GLN
2	C	563	ASN
2	C	575	GLN
2	C	609	ASN
2	C	633	GLN
2	C	639	GLN
2	C	663	ASN

Continued on next page...

Continued from previous page...

Mol	Chain	Res	Type
2	C	670	GLN
2	C	834	GLN
2	C	841	ASN
2	C	845	ASN
2	C	881	ASN
2	C	884	GLN
2	C	889	HIS
2	C	899	GLN
2	C	962	GLN
2	C	991	GLN
2	C	1018	GLN
2	C	1019	GLN
2	C	1107	ASN
3	D	33	ASN
3	D	151	GLN
3	D	166	GLN
3	D	549	ASN
3	D	560	GLN
3	D	593	ASN
3	D	616	GLN
3	D	617	ASN
3	D	703	ASN
3	D	724	GLN
3	D	756	GLN
3	D	768	ASN
3	D	824	ASN
3	D	855	HIS
3	D	861	GLN
3	D	917	GLN
3	D	976	GLN
3	D	1031	ASN
3	D	1033	GLN
3	D	1075	HIS
3	D	1116	ASN
3	D	1124	GLN
3	D	1172	HIS
3	D	1184	GLN
3	D	1242	HIS
3	D	1323	GLN
3	D	1334	GLN
3	D	1353	GLN
3	D	1359	GLN

Continued on next page...

Continued from previous page...

Mol	Chain	Res	Type
3	D	1374	GLN
3	D	1441	GLN
3	D	1465	ASN
4	E	28	GLN
4	E	33	HIS
4	E	37	ASN
4	E	86	GLN
5	F	90	GLN
5	F	161	GLN
5	F	217	ASN
5	F	218	GLN
1	K	38	ASN
1	K	63	HIS
1	K	81	ASN
1	K	139	ASN
1	K	156	HIS
1	K	163	ASN
1	K	213	GLN
1	K	227	ASN
1	K	229	GLN
1	L	16	GLN
1	L	81	ASN
1	L	91	ASN
1	L	180	GLN
1	L	188	GLN
2	M	22	GLN
2	M	41	ASN
2	M	102	HIS
2	M	117	HIS
2	M	139	GLN
2	M	179	ASN
2	M	327	HIS
2	M	343	GLN
2	M	374	ASN
2	M	393	GLN
2	M	434	HIS
2	M	538	GLN
2	M	543	ASN
2	M	545	ASN
2	M	552	HIS
2	M	563	ASN
2	M	565	GLN

Continued on next page...

Continued from previous page...

Mol	Chain	Res	Type
2	M	609	ASN
2	M	633	GLN
2	M	663	ASN
2	M	671	ASN
2	M	834	GLN
2	M	841	ASN
2	M	881	ASN
2	M	899	GLN
2	M	962	GLN
2	M	969	GLN
2	M	1006	HIS
2	M	1018	GLN
2	M	1019	GLN
2	M	1030	GLN
3	N	166	GLN
3	N	442	ASN
3	N	507	ASN
3	N	549	ASN
3	N	552	ASN
3	N	560	GLN
3	N	616	GLN
3	N	617	ASN
3	N	717	GLN
3	N	724	GLN
3	N	727	GLN
3	N	737	ASN
3	N	756	GLN
3	N	901	GLN
3	N	917	GLN
3	N	976	GLN
3	N	1031	ASN
3	N	1033	GLN
3	N	1103	HIS
3	N	1116	ASN
3	N	1334	GLN
3	N	1353	GLN
3	N	1359	GLN
3	N	1374	GLN
3	N	1465	ASN
4	O	28	GLN
4	O	29	GLN
4	O	33	HIS

Continued on next page...

Continued from previous page...

Mol	Chain	Res	Type
4	O	59	ASN
4	O	86	GLN
5	P	90	GLN
5	P	191	ASN
5	P	248	ASN
5	P	254	GLN
5	P	269	ASN
5	P	279	GLN
5	P	399	GLN

5.3.3 RNA [i](#)

There are no RNA molecules in this entry.

5.4 Non-standard residues in protein, DNA, RNA chains [i](#)

There are no non-standard protein/DNA/RNA residues in this entry.

5.5 Carbohydrates [i](#)

There are no monosaccharides in this entry.

5.6 Ligand geometry [i](#)

Of 10 ligands modelled in this entry, 8 are monoatomic - leaving 2 for Mogul analysis.

In the following table, the Counts columns list the number of bonds (or angles) for which Mogul statistics could be retrieved, the number of bonds (or angles) that are observed in the model and the number of bonds (or angles) that are defined in the Chemical Component Dictionary. The Link column lists molecule types, if any, to which the group is linked. The Z score for a bond length (or angle) is the number of standard deviations the observed value is removed from the expected value. A bond length (or angle) with $|Z| > 2$ is considered an outlier worth inspection. RMSZ is the root-mean-square of all Z scores of the bond lengths (or angles).

Mol	Type	Chain	Res	Link	Bond lengths			Bond angles		
					Counts	RMSZ	$\# Z > 2$	Counts	RMSZ	$\# Z > 2$
8	TGT	N	9002	6	21,27,27	4.52	15 (71%)	21,44,44	2.64	6 (28%)
8	TGT	D	9001	6	21,27,27	4.19	17 (80%)	21,44,44	2.60	7 (33%)

In the following table, the Chirals column lists the number of chiral outliers, the number of chiral

centers analysed, the number of these observed in the model and the number defined in the Chemical Component Dictionary. Similar counts are reported in the Torsion and Rings columns. '2' means no outliers of that kind were identified.

Mol	Type	Chain	Res	Link	Chirals	Torsions	Rings
8	TGT	N	9002	6	-	7/14/57/57	0/2/2/2
8	TGT	D	9001	6	-	6/14/57/57	0/2/2/2

All (32) bond length outliers are listed below:

Mol	Chain	Res	Type	Atoms	Z	Observed(Å)	Ideal(Å)
8	D	9001	TGT	O11-C10	9.53	1.55	1.20
8	N	9002	TGT	O11-C10	8.80	1.53	1.20
8	N	9002	TGT	O3-C8	8.54	1.41	1.23
8	N	9002	TGT	C1-C2	5.90	1.63	1.53
8	D	9001	TGT	C3-C4	5.77	1.64	1.52
8	N	9002	TGT	P1-O8	5.38	1.67	1.50
8	N	9002	TGT	C8-N1	5.33	1.43	1.32
8	N	9002	TGT	C6-S1	5.31	1.85	1.81
8	D	9001	TGT	P1-O8	5.29	1.67	1.50
8	N	9002	TGT	C3-C2	5.06	1.64	1.53
8	D	9001	TGT	C6-S1	4.82	1.85	1.81
8	D	9001	TGT	C1-C2	4.82	1.61	1.53
8	N	9002	TGT	C3-C4	4.69	1.62	1.52
8	D	9001	TGT	O4-C9	4.65	1.37	1.22
8	D	9001	TGT	O1-C4	4.60	1.51	1.43
8	N	9002	TGT	O1-C4	4.57	1.51	1.43
8	N	9002	TGT	O4-C9	4.47	1.36	1.22
8	D	9001	TGT	C8-N1	4.46	1.41	1.32
8	N	9002	TGT	O1-C7	4.46	1.50	1.44
8	D	9001	TGT	O3-C8	4.34	1.32	1.23
8	D	9001	TGT	C3-C2	4.33	1.62	1.53
8	D	9001	TGT	O1-C7	4.16	1.49	1.44
8	N	9002	TGT	P1-O7	4.07	1.70	1.54
8	D	9001	TGT	C2-N2	3.90	1.53	1.47
8	D	9001	TGT	P1-O7	3.38	1.67	1.54
8	N	9002	TGT	P1-O6	3.25	1.65	1.59
8	D	9001	TGT	O10-C3	2.93	1.49	1.44
8	D	9001	TGT	C7-C9	2.72	1.58	1.52
8	N	9002	TGT	C5-C4	2.62	1.59	1.53
8	N	9002	TGT	C2-N2	2.57	1.51	1.47
8	D	9001	TGT	C5-C4	2.33	1.58	1.53
8	D	9001	TGT	O5-C9	2.08	1.38	1.30

All (13) bond angle outliers are listed below:

Mol	Chain	Res	Type	Atoms	Z	Observed(°)	Ideal(°)
8	D	9001	TGT	O10-C10-C11	7.11	124.18	111.09
8	N	9002	TGT	C3-O10-C10	6.95	128.47	117.72
8	N	9002	TGT	O10-C10-C11	6.89	123.76	111.09
8	D	9001	TGT	C3-O10-C10	5.92	126.88	117.72
8	D	9001	TGT	O9-P1-O6	3.42	121.31	105.99
8	N	9002	TGT	O9-P1-O6	3.18	120.25	105.99
8	D	9001	TGT	O10-C3-C4	2.88	114.39	108.13
8	N	9002	TGT	O6-C1-C2	2.63	111.39	107.94
8	N	9002	TGT	O10-C10-O11	-2.57	117.85	122.96
8	D	9001	TGT	O3-C8-N1	-2.51	118.16	123.17
8	D	9001	TGT	O11-C10-C11	-2.31	116.39	124.81
8	D	9001	TGT	O6-C1-C2	2.09	110.68	107.94
8	N	9002	TGT	O3-C8-N1	-2.00	119.17	123.17

There are no chirality outliers.

All (13) torsion outliers are listed below:

Mol	Chain	Res	Type	Atoms
8	D	9001	TGT	O1-C7-C9-O5
8	D	9001	TGT	C11-C10-O10-C3
8	D	9001	TGT	O11-C10-O10-C3
8	N	9002	TGT	O1-C7-C9-O5
8	N	9002	TGT	C11-C10-O10-C3
8	N	9002	TGT	O11-C10-O10-C3
8	N	9002	TGT	C1-O6-P1-O9
8	D	9001	TGT	C1-C7-C9-O5
8	N	9002	TGT	C1-C7-C9-O5
8	D	9001	TGT	C1-O6-P1-O7
8	N	9002	TGT	C1-O6-P1-O7
8	D	9001	TGT	C6-C7-C9-O4
8	N	9002	TGT	C6-C7-C9-O4

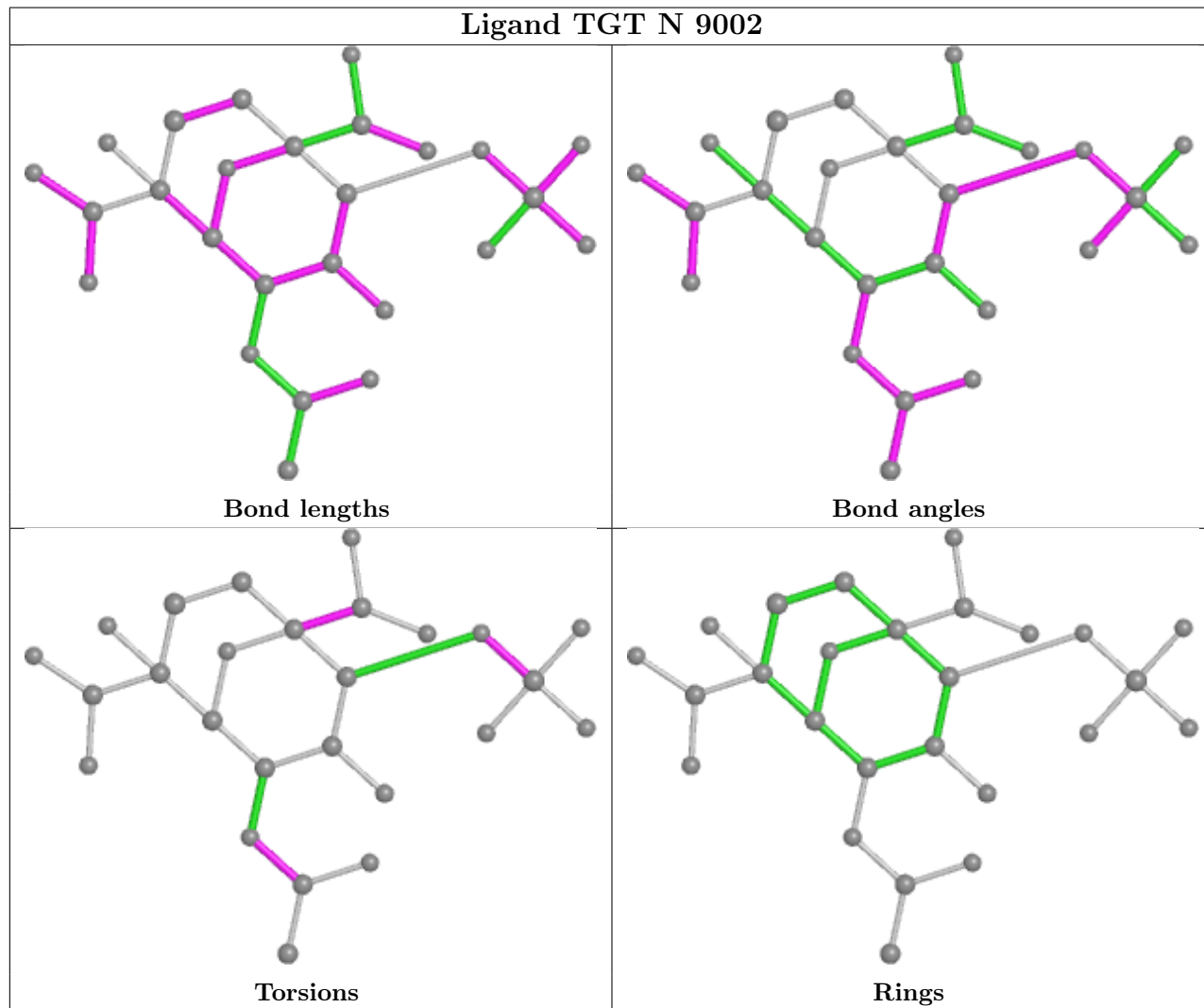
There are no ring outliers.

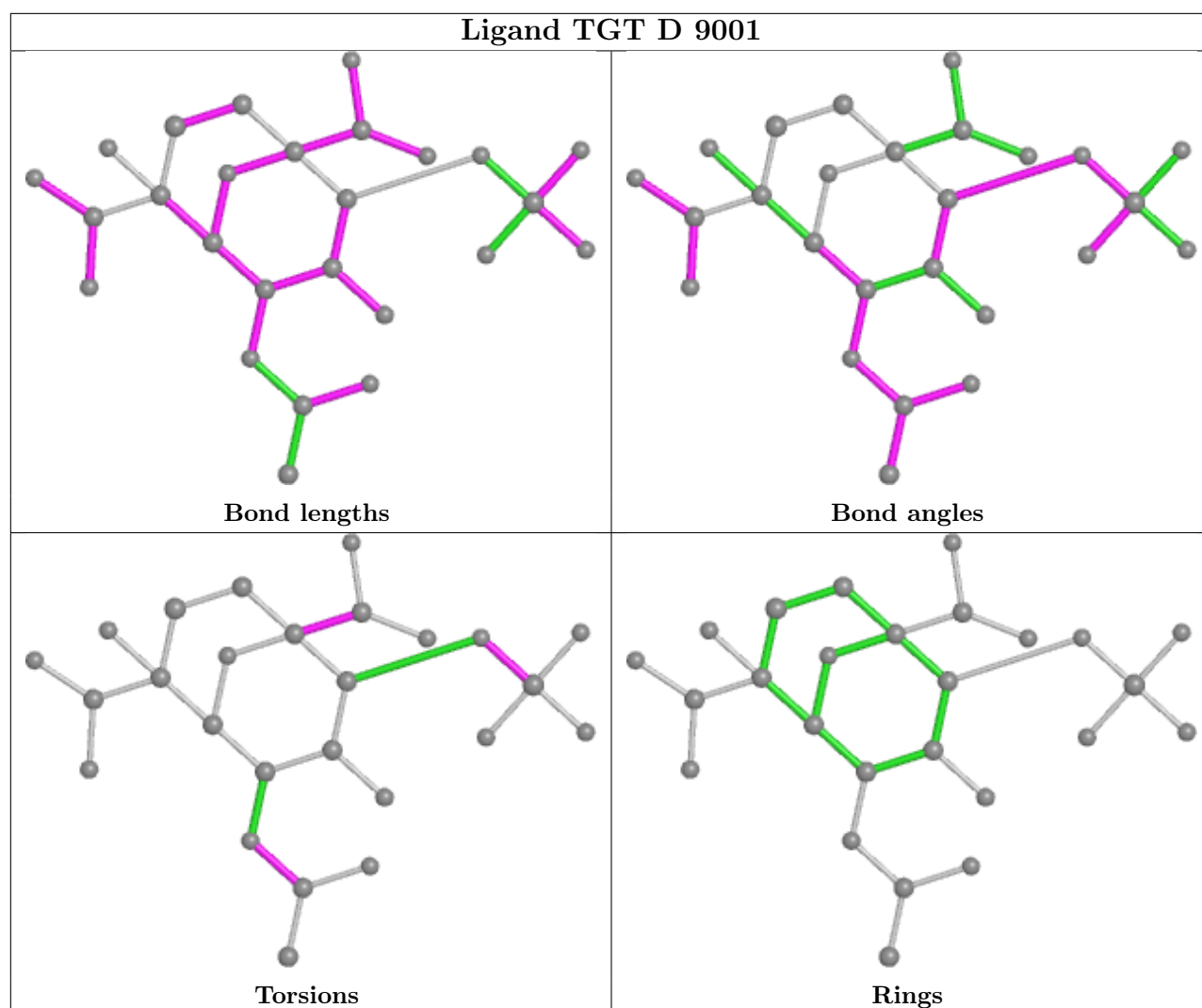
2 monomers are involved in 4 short contacts:

Mol	Chain	Res	Type	Clashes	Symm-Clashes
8	N	9002	TGT	1	0
8	D	9001	TGT	3	0

The following is a two-dimensional graphical depiction of Mogul quality analysis of bond lengths, bond angles, torsion angles, and ring geometry for all instances of the Ligand of Interest. In

addition, ligands with molecular weight > 250 and outliers as shown on the validation Tables will also be included. For torsion angles, if less than 5% of the Mogul distribution of torsion angles is within 10 degrees of the torsion angle in question, then that torsion angle is considered an outlier. Any bond that is central to one or more torsion angles identified as an outlier by Mogul will be highlighted in the graph. For rings, the root-mean-square deviation (RMSD) between the ring in question and similar rings identified by Mogul is calculated over all ring torsion angles. If the average RMSD is greater than 60 degrees and the minimal RMSD between the ring in question and any Mogul-identified rings is also greater than 60 degrees, then that ring is considered an outlier. The outliers are highlighted in purple. The color gray indicates Mogul did not find sufficient equivalents in the CSD to analyse the geometry.





5.7 Other polymers [i](#)

There are no such residues in this entry.

5.8 Polymer linkage issues [i](#)

There are no chain breaks in this entry.

6 Fit of model and data [i](#)

6.1 Protein, DNA and RNA chains [i](#)

In the following table, the column labelled '#RSRZ > 2' contains the number (and percentage) of RSRZ outliers, followed by percent RSRZ outliers for the chain as percentile scores relative to all X-ray entries and entries of similar resolution. The OWAB column contains the minimum, median, 95th percentile and maximum values of the occupancy-weighted average B-factor per residue. The column labelled 'Q < 0.9' lists the number of (and percentage) of residues with an average occupancy less than 0.9.

Mol	Chain	Analysed	<RSRZ>	#RSRZ>2	OWAB(Å ²)	Q<0.9
1	A	229/315 (72%)	2.02	70 (30%) 0 0	18, 47, 72, 88	0
1	B	229/315 (72%)	2.74	80 (34%) 0 0	34, 66, 82, 88	0
1	K	229/315 (72%)	1.39	69 (30%) 0 0	21, 43, 70, 92	0
1	L	229/315 (72%)	2.07	69 (30%) 0 0	34, 62, 82, 95	0
2	C	1119/1119 (100%)	3.02	409 (36%) 0 0	15, 58, 81, 94	0
2	M	1119/1119 (100%)	3.12	422 (37%) 0 0	15, 55, 81, 97	0
3	D	1392/1524 (91%)	1.93	383 (27%) 0 0	15, 49, 82, 97	0
3	N	1392/1524 (91%)	1.97	384 (27%) 0 0	16, 48, 83, 105	0
4	E	95/99 (95%)	1.35	23 (24%) 0 0	30, 59, 82, 103	0
4	O	95/99 (95%)	1.69	22 (23%) 0 0	22, 59, 77, 87	0
5	F	345/423 (81%)	3.86	158 (45%) 0 0	38, 63, 83, 97	0
5	P	345/423 (81%)	3.90	150 (43%) 0 0	41, 64, 85, 92	0
All	All	6818/7590 (89%)	2.51	2239 (32%) 0 0	15, 54, 82, 105	0

All (2239) RSRZ outliers are listed below:

Mol	Chain	Res	Type	RSRZ
3	D	854	ALA	66.8
3	N	1246	VAL	60.6
3	N	532	GLY	59.3
3	N	533	GLY	56.7
3	N	1248	GLY	56.6
3	D	1247	ALA	51.0
3	D	853	VAL	50.9
3	D	852	ALA	50.3
3	N	1247	ALA	50.2
3	N	531	ASP	48.5
2	C	171	TRP	47.2

Continued on next page...

Continued from previous page...

Mol	Chain	Res	Type	RSRZ
3	N	530	VAL	46.6
2	C	1001	VAL	46.4
3	D	1248	GLY	44.1
3	D	855	HIS	44.1
3	D	856	GLY	43.0
2	C	172	ILE	42.4
5	F	359	SER	40.7
3	N	1249	ALA	39.8
3	D	851	LEU	39.8
3	N	534	ARG	39.8
2	C	376	ARG	39.6
3	N	407	VAL	39.1
2	C	763	GLY	38.6
1	B	150	TYR	38.5
2	M	171	TRP	37.8
2	C	380	ALA	37.7
3	D	1246	VAL	37.2
1	A	1	MET	37.1
5	P	183	ALA	37.1
2	M	180	GLY	36.6
2	M	179	ASN	36.6
2	C	1023	GLY	36.2
3	D	857	ILE	35.5
2	M	1001	VAL	35.4
2	C	169	GLY	35.3
2	M	377	PRO	35.2
5	F	182	ALA	35.1
5	P	182	ALA	34.5
2	M	375	SER	34.4
2	M	186	VAL	34.4
5	P	186	HIS	34.3
5	P	415	THR	34.1
2	M	172	ILE	34.0
2	C	153	ALA	33.8
2	M	169	GLY	33.6
2	C	375	SER	33.3
2	C	764	GLU	33.3
2	C	377	PRO	33.1
2	C	1024	LYS	33.1
2	M	17	PRO	32.8
5	F	91	VAL	32.0
2	M	1	MET	31.7

Continued on next page...

Continued from previous page...

Mol	Chain	Res	Type	RSRZ
2	C	765	SER	31.6
3	D	850	LEU	30.7
5	F	386	VAL	30.3
3	N	854	ALA	30.0
2	M	18	LEU	29.8
2	C	170	PRO	29.8
5	P	359	SER	29.7
2	M	376	ARG	29.2
1	B	151	VAL	29.0
1	A	6	LEU	29.0
2	C	152	PRO	28.5
2	M	1000	MET	28.0
3	D	849	ALA	27.9
2	M	1024	LYS	27.7
3	D	1249	ALA	27.5
2	C	1000	MET	26.7
2	C	164	PRO	26.4
2	C	180	GLY	26.2
1	B	155	LYS	26.1
1	B	157	GLY	26.0
5	P	180	GLY	25.9
2	M	347	GLY	25.6
5	F	183	ALA	25.5
5	P	102	LEU	25.5
5	F	102	LEU	25.3
3	D	530	VAL	25.3
5	F	186	HIS	25.3
2	M	522	VAL	25.2
2	M	181	VAL	24.9
5	F	138	SER	24.7
2	C	517	ARG	24.5
3	N	1245	GLY	24.3
2	C	18	LEU	24.2
2	C	19	THR	24.2
3	N	408	GLU	23.8
2	M	164	PRO	23.7
1	B	152	PRO	23.6
2	M	114	PHE	23.5
2	M	19	THR	23.3
3	N	944	THR	23.3
2	M	170	PRO	23.2
5	F	90	GLN	23.1

Continued on next page...

Continued from previous page...

Mol	Chain	Res	Type	RSRZ
2	C	379	GLU	23.0
2	M	348	LEU	22.9
2	M	764	GLU	22.6
3	D	439	LEU	22.6
2	M	351	LEU	22.3
5	P	91	VAL	22.3
2	M	1023	GLY	22.2
3	D	531	ASP	22.1
2	C	116	GLY	22.0
2	C	378	LEU	21.9
5	P	360	LYS	21.9
5	F	139	ALA	21.9
3	N	870	GLY	21.7
2	M	152	PRO	21.6
3	N	853	VAL	21.5
3	D	858	VAL	21.5
5	F	283	GLY	21.5
3	D	696	HIS	21.3
2	C	1025	ALA	21.2
5	P	89	GLY	21.2
2	M	153	ALA	21.0
1	L	96	THR	20.7
2	M	590	ASP	20.6
2	C	518	LYS	20.4
3	D	1316	GLY	20.3
2	C	186	VAL	20.3
2	C	796	GLU	20.2
5	F	105	LYS	20.1
1	B	118	ALA	20.1
5	P	135	ILE	19.9
2	M	378	LEU	19.8
3	N	406	ASP	19.8
1	A	2	LEU	19.7
3	D	505	SER	19.7
2	M	374	ASN	19.5
5	P	342	VAL	19.5
4	O	2	ALA	19.5
5	F	137	GLY	19.5
2	C	179	ASN	19.3
2	C	17	PRO	19.2
2	M	817	PRO	19.2
2	C	15	LEU	19.1

Continued on next page...

Continued from previous page...

Mol	Chain	Res	Type	RSRZ
2	C	493	ARG	19.1
3	N	1340	GLY	19.1
3	N	529	GLN	19.0
3	D	697	GLY	19.0
2	M	223	ASP	18.9
2	M	191	PHE	18.8
2	M	520	GLU	18.8
3	D	532	GLY	18.8
2	C	114	PHE	18.8
2	C	173	ASP	18.7
3	D	1245	GLY	18.7
5	F	135	ILE	18.6
5	F	180	GLY	18.6
3	N	852	ALA	18.6
2	M	115	LEU	18.5
5	F	393	THR	18.5
5	P	419	ARG	18.4
1	B	158	ILE	18.2
1	L	94	LEU	18.1
2	C	381	ALA	18.0
2	M	187	ASN	18.0
5	F	179	GLU	18.0
2	C	522	VAL	17.9
2	M	380	ALA	17.8
1	A	5	LYS	17.8
2	M	16	PRO	17.8
2	C	795	GLY	17.8
3	D	1129	THR	17.7
2	M	173	ASP	17.7
5	F	415	THR	17.6
2	C	181	VAL	17.6
4	E	3	GLU	17.5
5	P	339	PRO	17.5
3	N	851	LEU	17.4
2	M	350	ARG	17.4
1	B	159	LYS	17.3
5	P	90	GLN	17.3
2	C	1	MET	17.3
2	M	349	ALA	17.2
1	A	155	LYS	17.2
2	C	984	GLU	17.2
2	C	20	GLU	17.1

Continued on next page...

Continued from previous page...

Mol	Chain	Res	Type	RSRZ
5	F	391	GLY	17.1
1	L	118	ALA	16.9
5	F	141	VAL	16.9
1	B	156	HIS	16.9
2	M	763	GLY	16.8
2	M	627	ARG	16.7
3	N	945	SER	16.7
2	M	984	GLU	16.7
2	M	166	PRO	16.7
5	F	89	GLY	16.7
3	D	1314	LYS	16.7
5	P	105	LYS	16.6
5	P	92	PRO	16.6
5	P	411	HIS	16.6
2	M	586	ARG	16.5
2	C	525	SER	16.5
3	D	137	PRO	16.4
2	M	23	VAL	16.4
2	M	1077	PRO	16.4
3	N	588	GLY	16.4
2	C	21	ILE	16.4
3	D	859	ASP	16.4
2	M	182	VAL	16.3
2	C	586	ARG	16.3
3	N	845	ASN	16.2
5	F	339	PRO	16.2
2	C	524	VAL	16.2
3	D	1360	GLY	16.2
2	C	495	THR	16.2
3	D	944	THR	16.2
2	M	512	ARG	16.1
2	M	765	SER	16.0
2	C	627	ARG	15.9
2	M	379	GLU	15.9
5	P	119	ILE	15.9
2	M	523	ILE	15.8
2	C	16	PRO	15.7
5	P	394	ARG	15.7
3	N	535	PHE	15.6
5	P	386	VAL	15.5
2	M	354	GLY	15.5
3	D	441	ARG	15.5

Continued on next page...

Continued from previous page...

Mol	Chain	Res	Type	RSRZ
5	F	360	LYS	15.4
3	N	696	HIS	15.4
2	M	231	PRO	15.3
2	M	555	ALA	15.2
5	P	416	ARG	15.2
2	C	182	VAL	15.2
3	N	1360	GLY	15.1
5	F	136	LEU	15.1
3	N	640	HIS	15.1
2	C	983	ILE	15.1
3	D	534	ARG	15.1
2	M	15	LEU	15.1
3	D	533	GLY	15.0
3	D	640	HIS	15.0
2	C	946	ARG	14.9
5	P	421	PHE	14.9
5	P	185	GLN	14.9
2	C	528	GLU	14.8
3	D	1342	GLU	14.8
4	E	2	ALA	14.8
5	F	92	PRO	14.8
2	M	230	ARG	14.7
2	M	517	ARG	14.7
2	M	353	ARG	14.7
2	C	553	ASP	14.7
2	M	265	ARG	14.7
1	K	1	MET	14.6
2	C	717	LEU	14.6
2	M	227	PHE	14.5
2	M	219	GLN	14.4
5	F	185	GLN	14.4
2	C	14	PRO	14.4
3	D	1340	GLY	14.4
4	O	3	GLU	14.4
2	M	983	ILE	14.4
3	N	856	GLY	14.4
2	M	344	PHE	14.4
3	N	505	SER	14.4
2	M	345	ARG	14.3
5	P	94	LEU	14.3
2	M	47	ALA	14.3
2	C	793	PRO	14.2

Continued on next page...

Continued from previous page...

Mol	Chain	Res	Type	RSRZ
3	N	867	ARG	14.2
3	N	855	HIS	14.2
2	M	163	ILE	14.2
5	F	140	ARG	14.2
5	P	345	ALA	14.2
3	N	1341	PRO	14.2
5	F	93	LEU	14.2
3	D	401	TYR	14.2
1	A	118	ALA	14.1
3	D	1341	PRO	14.0
2	C	519	GLY	14.0
2	C	23	VAL	14.0
5	P	340	SER	14.0
2	C	762	LYS	13.9
2	C	781	LYS	13.9
2	M	185	LYS	13.9
2	M	20	GLU	13.9
2	M	165	LEU	13.9
3	N	1343	ALA	13.9
5	P	136	LEU	13.9
2	M	320	HIS	13.8
1	L	188	GLN	13.8
2	C	223	ASP	13.7
2	C	220	GLY	13.7
3	N	801	GLY	13.7
2	M	1025	ALA	13.7
3	D	641	GLN	13.7
1	A	4	SER	13.7
2	M	266	ARG	13.6
1	L	189	ARG	13.6
1	B	190	THR	13.6
2	C	219	GLN	13.5
5	F	285	GLU	13.5
2	C	1004	LYS	13.5
5	P	343	ASP	13.5
5	F	423	ASP	13.4
5	P	245	GLN	13.3
3	N	871	LYS	13.3
3	D	588	GLY	13.3
2	C	523	ILE	13.3
1	B	219	ARG	13.3
5	P	344	ALA	13.3

Continued on next page...

Continued from previous page...

Mol	Chain	Res	Type	RSRZ
1	A	157	GLY	13.3
5	F	387	GLY	13.3
3	N	638	LYS	13.3
1	K	155	LYS	13.2
5	P	179	GLU	13.2
1	B	126	ASP	13.2
2	C	590	ASP	13.2
3	D	1419	PRO	13.1
3	D	717	GLN	13.0
2	M	46	ALA	12.9
3	D	67	ARG	12.9
1	B	162	ILE	12.9
2	M	14	PRO	12.9
2	M	21	ILE	12.9
2	M	1002	GLU	12.9
3	D	529	GLN	12.8
2	M	782	ALA	12.8
3	N	1250	ALA	12.8
2	C	163	ILE	12.8
1	B	188	GLN	12.8
2	C	556	ASN	12.8
2	C	162	ILE	12.7
2	C	185	LYS	12.7
2	M	589	ARG	12.6
5	F	119	ILE	12.6
2	M	1065	ALA	12.6
3	D	407	VAL	12.6
5	P	95	THR	12.6
3	N	1227	GLN	12.5
1	K	6	LEU	12.5
2	C	794	PRO	12.5
5	P	93	LEU	12.4
3	N	379	ALA	12.4
1	A	216	GLU	12.4
1	B	149	GLY	12.4
3	D	845	ASN	12.4
5	P	341	PRO	12.3
2	M	226	VAL	12.3
3	N	405	ASP	12.2
5	F	390	PHE	12.2
4	E	59	ASN	12.2
3	D	188	GLY	12.2

Continued on next page...

Continued from previous page...

Mol	Chain	Res	Type	RSRZ
3	N	844	ALA	12.2
3	N	122	GLU	12.2
2	M	716	LYS	12.1
3	D	808	THR	12.1
2	M	49	ARG	12.1
5	P	138	SER	12.1
2	M	184	MET	12.1
4	O	4	PRO	12.0
1	L	95	GLN	12.0
2	C	554	ASP	12.0
2	C	555	ALA	11.9
2	C	982	PRO	11.9
3	D	379	ALA	11.9
2	M	559	LEU	11.9
2	M	510	ALA	11.9
4	O	47	LYS	11.9
3	D	1317	ASP	11.9
5	F	419	ARG	11.9
2	C	155	PRO	11.9
1	A	154	GLU	11.8
5	F	355	GLU	11.8
2	C	251	ASP	11.8
3	N	242	LEU	11.7
2	M	1066	ALA	11.7
2	C	350	ARG	11.7
3	N	409	VAL	11.7
3	D	403	PHE	11.6
3	N	585	GLY	11.6
2	M	524	VAL	11.6
3	D	416	ALA	11.6
3	D	548	ILE	11.6
3	N	1223	ILE	11.6
2	C	115	LEU	11.6
2	M	558	ALA	11.5
3	D	400	VAL	11.4
3	D	504	ASP	11.4
2	C	782	ALA	11.4
2	C	716	LYS	11.4
2	M	795	GLY	11.4
2	C	1065	ALA	11.4
3	N	858	VAL	11.4
2	C	559	LEU	11.3

Continued on next page...

Continued from previous page...

Mol	Chain	Res	Type	RSRZ
3	N	1285	GLU	11.3
5	P	413	SER	11.3
2	C	1002	GLU	11.3
5	F	421	PHE	11.3
3	N	943	THR	11.2
3	N	857	ILE	11.2
3	D	440	VAL	11.2
1	L	93	SER	11.2
5	F	121	GLY	11.2
4	O	49	GLN	11.2
2	M	715	THR	11.2
4	O	44	GLU	11.2
2	M	729	LEU	11.1
2	C	183	SER	11.1
2	C	520	GLU	11.1
2	C	817	PRO	11.1
1	L	3	ASP	11.1
3	N	1358	ALA	11.1
5	P	414	ARG	11.1
2	M	982	PRO	11.0
2	M	1038	TRP	11.0
5	P	98	GLU	11.0
2	C	1077	PRO	11.0
2	M	381	ALA	11.0
3	D	847	ASP	11.0
1	A	219	ARG	11.0
2	M	267	TYR	11.0
2	C	232	GLU	11.0
3	N	717	GLN	11.0
2	M	557	ARG	10.9
1	L	150	TYR	10.9
2	C	383	ARG	10.9
2	M	781	LYS	10.9
3	N	504	ASP	10.9
3	D	519	VAL	10.9
2	M	1064	ASN	10.8
5	F	336	GLU	10.8
2	M	556	ASN	10.8
3	N	189	GLN	10.7
2	M	876	VAL	10.7
2	C	123	GLU	10.7
4	E	49	GLN	10.7

Continued on next page...

Continued from previous page...

Mol	Chain	Res	Type	RSRZ
1	B	189	ARG	10.7
5	F	394	ARG	10.7
3	N	1342	GLU	10.6
2	M	116	GLY	10.6
2	C	347	GLY	10.6
2	C	264	PRO	10.6
2	C	224	GLU	10.6
2	M	518	LYS	10.5
3	D	424	GLY	10.5
1	L	185	ARG	10.5
3	N	850	LEU	10.5
3	D	438	ASP	10.5
2	M	192	PRO	10.5
3	N	475	LYS	10.5
3	N	472	ALA	10.5
3	N	519	VAL	10.5
2	M	1062	GLY	10.4
5	F	338	LEU	10.4
5	F	343	ASP	10.4
2	C	981	GLU	10.4
3	D	364	GLY	10.3
2	C	234	ALA	10.3
5	P	145	PRO	10.3
2	M	183	SER	10.3
2	M	50	GLU	10.3
2	M	233	GLU	10.3
2	M	319	GLY	10.2
2	C	558	ALA	10.2
2	M	232	GLU	10.2
3	D	844	ALA	10.2
3	N	1336	LEU	10.1
2	M	1004	LYS	10.1
2	M	234	ALA	10.1
5	P	103	ALA	10.1
3	N	697	GLY	10.1
1	L	190	THR	10.0
3	D	848	GLU	10.0
3	D	1092	GLY	10.0
2	M	178	PRO	10.0
1	B	116	PRO	10.0
1	A	116	PRO	10.0
3	N	1287	GLU	10.0

Continued on next page...

Continued from previous page...

Mol	Chain	Res	Type	RSRZ
5	P	322	GLY	10.0
3	D	1049	SER	10.0
5	P	355	GLU	10.0
2	M	717	LEU	10.0
2	M	444	PRO	9.9
3	D	1089	ALA	9.9
2	C	513	VAL	9.9
3	D	1250	ALA	9.9
1	B	4	SER	9.9
5	P	141	VAL	9.9
1	A	153	ALA	9.9
5	F	120	THR	9.9
3	D	945	SER	9.9
2	M	48	PHE	9.8
3	N	773	ALA	9.8
5	P	101	GLU	9.8
5	F	94	LEU	9.8
1	A	3	ASP	9.8
5	F	74	LYS	9.8
3	D	860	LEU	9.8
5	P	312	GLN	9.8
2	C	192	PRO	9.8
2	C	492	ASP	9.7
3	N	869	MET	9.7
3	D	1158	VAL	9.7
2	C	46	ALA	9.6
2	C	191	PHE	9.6
1	A	152	PRO	9.5
5	P	74	LYS	9.5
3	N	1224	VAL	9.5
3	N	1225	ALA	9.5
3	D	442	ASN	9.5
5	P	75	ILE	9.4
1	A	20	TYR	9.4
1	B	153	ALA	9.4
2	M	554	ASP	9.4
3	N	859	ASP	9.3
2	C	222	MET	9.3
3	N	188	GLY	9.3
3	N	1337	GLU	9.3
3	N	1361	VAL	9.3
5	P	120	THR	9.3

Continued on next page...

Continued from previous page...

Mol	Chain	Res	Type	RSRZ
3	D	1343	ALA	9.2
3	N	947	ILE	9.2
5	F	245	GLN	9.2
2	C	942	GLU	9.2
1	L	184	THR	9.2
2	M	51	THR	9.2
3	N	1419	PRO	9.2
5	P	393	THR	9.2
2	C	494	TYR	9.2
5	F	86	HIS	9.2
3	N	96	ALA	9.2
5	P	88	ILE	9.1
3	N	1099	VAL	9.1
2	C	235	LEU	9.1
3	D	719	VAL	9.1
5	P	137	GLY	9.1
3	D	638	LYS	9.1
2	C	233	GLU	9.0
2	C	165	LEU	9.0
3	N	586	ARG	9.0
2	M	946	ARG	9.0
2	M	796	GLU	9.0
5	F	241	TRP	9.0
2	C	166	PRO	9.0
2	C	167	LYS	9.0
2	M	194	VAL	8.9
3	D	547	LEU	8.9
5	F	346	THR	8.9
1	B	191	ASP	8.9
3	N	846	PRO	8.9
5	P	170	HIS	8.9
2	C	881	ASN	8.9
3	D	1031	ASN	8.9
3	N	1286	THR	8.9
2	M	816	LYS	8.9
5	P	338	LEU	8.9
2	M	352	ALA	8.9
3	D	223	LEU	8.9
2	M	1042	ALA	8.8
3	N	719	VAL	8.8
1	L	92	PRO	8.8
1	B	125	PRO	8.8

Continued on next page...

Continued from previous page...

Mol	Chain	Res	Type	RSRZ
2	C	766	GLU	8.8
2	C	560	MET	8.8
2	M	162	ILE	8.8
2	M	228	ALA	8.8
3	D	753	SER	8.7
3	N	1344	VAL	8.7
2	M	1069	ALA	8.7
2	M	1067	TYR	8.7
5	F	181	GLU	8.7
3	N	163	TYR	8.7
3	N	948	THR	8.7
1	L	2	LEU	8.7
3	N	93	ILE	8.7
1	K	80	LEU	8.6
2	C	510	ALA	8.6
2	C	1075	ASP	8.6
1	A	156	HIS	8.6
2	M	697	ARG	8.6
3	N	849	ALA	8.6
5	P	189	GLU	8.6
2	C	1113	GLU	8.6
5	F	337	HIS	8.6
3	N	95	LEU	8.6
3	D	843	PHE	8.6
3	N	1070	TYR	8.6
4	O	43	GLU	8.6
2	M	346	VAL	8.5
3	D	846	PRO	8.5
5	P	241	TRP	8.5
2	M	1027	PHE	8.5
2	C	187	ASN	8.5
1	L	5	LYS	8.5
3	N	1362	LYS	8.5
3	N	1049	SER	8.5
2	C	1038	TRP	8.4
3	N	552	ASN	8.4
2	C	729	LEU	8.4
3	D	773	ALA	8.4
3	D	810	GLU	8.4
5	P	165	SER	8.4
5	P	348	SER	8.4
5	F	145	PRO	8.4

Continued on next page...

Continued from previous page...

Mol	Chain	Res	Type	RSRZ
5	P	139	ALA	8.4
2	M	880	MET	8.4
5	F	416	ARG	8.4
2	C	124	ASP	8.3
3	N	946	GLY	8.3
2	M	818	GLY	8.3
3	N	94	GLU	8.3
3	N	380	GLU	8.3
2	M	553	ASP	8.3
2	M	1026	GLN	8.3
5	F	344	ALA	8.3
5	F	144	ILE	8.3
2	M	931	GLY	8.3
2	M	447	ALA	8.3
2	M	778	PHE	8.3
5	P	358	LEU	8.2
2	C	624	PRO	8.2
3	D	551	ASN	8.2
1	L	4	SER	8.2
3	D	1336	LEU	8.2
2	C	263	ASP	8.2
1	A	16	GLN	8.2
2	C	422	ARG	8.2
1	L	119	ASP	8.2
2	M	878	SER	8.2
3	N	1129	THR	8.1
5	F	133	ALA	8.1
4	E	44	GLU	8.1
1	B	117	VAL	8.1
2	M	981	GLU	8.1
3	N	1418	LYS	8.1
5	F	284	ARG	8.1
2	C	880	MET	8.1
5	F	176	ILE	8.0
3	D	380	GLU	8.0
2	M	43	GLY	8.0
5	P	309	LYS	8.0
5	P	323	ASP	8.0
3	D	870	GLY	8.0
3	D	1337	GLU	8.0
3	N	137	PRO	8.0
2	C	195	LEU	8.0

Continued on next page...

Continued from previous page...

Mol	Chain	Res	Type	RSRZ
3	D	1051	GLU	7.9
5	F	98	GLU	7.9
1	L	90	LEU	7.9
3	N	1400	VAL	7.9
2	M	44	ILE	7.9
3	N	1316	GLY	7.9
2	C	194	VAL	7.9
2	M	188	LYS	7.9
2	M	713	ARG	7.8
3	N	800	LYS	7.8
5	P	336	GLU	7.8
3	D	1420	LEU	7.8
5	F	342	VAL	7.8
1	K	118	ALA	7.8
1	K	152	PRO	7.8
3	N	121	THR	7.8
1	A	151	VAL	7.8
2	M	1076	VAL	7.8
3	D	1088	THR	7.7
2	M	794	PRO	7.7
2	C	589	ARG	7.7
2	M	525	SER	7.7
1	L	117	VAL	7.7
3	D	1315	ASP	7.7
2	M	224	GLU	7.7
3	D	405	ASP	7.7
2	C	771	GLU	7.7
1	B	184	THR	7.7
2	C	168	ARG	7.6
2	C	625	LEU	7.6
2	M	422	ARG	7.6
5	F	356	LYS	7.6
2	C	697	ARG	7.6
2	C	125	GLY	7.6
2	M	881	ASN	7.6
2	M	195	LEU	7.6
3	N	471	GLU	7.6
3	D	589	ALA	7.6
2	C	557	ARG	7.6
4	O	42	PRO	7.6
2	C	267	TYR	7.6
2	C	698	ASP	7.5

Continued on next page...

Continued from previous page...

Mol	Chain	Res	Type	RSRZ
3	N	1339	LYS	7.5
2	C	196	LEU	7.5
2	M	238	LEU	7.5
1	B	119	ASP	7.5
3	D	1050	GLY	7.5
1	K	67	THR	7.5
5	P	283	GLY	7.5
2	M	519	GLY	7.5
2	C	374	ASN	7.5
2	C	542	VAL	7.5
2	M	879	ARG	7.4
2	C	1027	PHE	7.4
2	M	237	ARG	7.4
2	M	445	GLU	7.4
5	P	346	THR	7.4
3	N	594	PRO	7.4
3	N	365	ASP	7.4
2	M	446	GLY	7.4
2	C	1003	ASP	7.4
3	N	1092	GLY	7.4
2	M	521	PRO	7.4
1	K	216	GLU	7.3
2	C	552	HIS	7.3
2	C	231	PRO	7.3
1	L	158	ILE	7.3
1	K	150	TYR	7.3
3	D	35	ARG	7.2
4	E	54	LEU	7.2
3	N	1047	LYS	7.2
1	L	191	ASP	7.2
3	N	1050	GLY	7.2
3	N	641	GLN	7.2
5	P	104	ARG	7.2
2	M	1118	LYS	7.2
2	M	513	VAL	7.2
2	M	542	VAL	7.2
3	D	415	VAL	7.2
5	F	279	GLN	7.2
5	F	177	ALA	7.2
2	M	1080	SER	7.2
3	D	1358	ALA	7.2
2	C	1035	MET	7.1

Continued on next page...

Continued from previous page...

Mol	Chain	Res	Type	RSRZ
5	P	167	PRO	7.1
3	N	1089	ALA	7.1
2	C	885	ILE	7.1
2	C	441	VAL	7.1
3	D	93	ILE	7.1
5	P	315	VAL	7.1
3	D	1130	ARG	7.1
2	M	1075	ASP	7.1
3	N	1051	GLU	7.0
3	N	595	GLY	7.0
2	C	154	ARG	7.0
5	P	325	LYS	7.0
1	L	192	LEU	7.0
3	D	417	PRO	7.0
3	D	28	LYS	7.0
3	N	563	PRO	7.0
4	E	48	MET	7.0
3	N	1440	PHE	7.0
2	M	873	PRO	7.0
2	C	117	HIS	7.0
2	C	767	PRO	7.0
1	L	77	GLU	7.0
5	F	340	SER	6.9
3	D	594	PRO	6.9
1	K	154	GLU	6.9
3	N	26	VAL	6.9
3	D	1400	VAL	6.9
3	N	1437	ALA	6.9
3	D	764	LEU	6.9
2	C	1078	GLU	6.9
3	D	760	ARG	6.9
3	N	872	ARG	6.9
5	P	187	LEU	6.9
3	D	756	GLN	6.9
3	N	1158	VAL	6.9
1	B	112	ARG	6.9
3	D	695	ILE	6.8
1	L	91	ASN	6.8
3	D	250	LEU	6.8
2	C	797	GLY	6.8
3	N	528	VAL	6.8
2	M	573	ARG	6.8

Continued on next page...

Continued from previous page...

Mol	Chain	Res	Type	RSRZ
2	M	609	ASN	6.8
3	N	1091	SER	6.8
3	D	585	GLY	6.8
1	L	151	VAL	6.8
2	M	454	SER	6.8
3	D	122	GLU	6.8
2	M	793	PRO	6.7
1	B	169	ALA	6.7
5	P	356	LYS	6.7
2	M	779	GLY	6.7
1	L	186	LEU	6.7
5	F	422	LEU	6.7
1	B	170	VAL	6.7
3	D	1099	VAL	6.7
2	C	541	SER	6.7
1	B	220	GLU	6.7
2	C	1116	ALA	6.7
3	N	1408	ILE	6.7
2	C	515	ALA	6.7
2	M	560	MET	6.7
1	A	200	TRP	6.6
2	C	265	ARG	6.6
3	D	189	GLN	6.6
3	D	552	ASN	6.6
3	N	551	ASN	6.6
1	B	148	VAL	6.6
1	L	97	VAL	6.6
1	B	183	ASP	6.6
2	M	220	GLY	6.6
3	N	27	GLU	6.6
3	N	1363	LEU	6.6
3	D	772	PRO	6.5
5	P	140	ARG	6.5
2	C	979	THR	6.5
3	N	1073	SER	6.5
2	C	882	LEU	6.5
3	N	1317	ASP	6.5
2	C	544	THR	6.5
3	D	26	VAL	6.5
2	M	408	ARG	6.5
3	N	230	TRP	6.5
5	F	75	ILE	6.5

Continued on next page...

Continued from previous page...

Mol	Chain	Res	Type	RSRZ
2	C	184	MET	6.5
2	M	1113	GLU	6.5
3	N	1138	ALA	6.5
3	D	946	GLY	6.5
2	C	715	THR	6.5
1	A	226	SER	6.5
1	L	159	LYS	6.4
2	M	341	THR	6.4
3	N	469	ASP	6.4
3	D	807	ALA	6.4
5	P	412	GLU	6.4
3	N	972	LEU	6.4
1	K	77	GLU	6.4
5	P	144	ILE	6.4
2	C	344	PHE	6.4
3	D	757	ALA	6.4
3	N	1333	HIS	6.4
3	N	1439	SER	6.4
2	M	511	GLU	6.4
2	M	550	LEU	6.4
3	D	506	GLY	6.4
3	D	867	ARG	6.4
2	M	155	PRO	6.4
2	C	258	TYR	6.3
3	N	969	ARG	6.3
3	D	1224	VAL	6.3
3	D	22	SER	6.3
4	O	45	ARG	6.3
1	A	223	THR	6.3
3	N	243	ALA	6.3
1	K	128	HIS	6.3
2	M	591	SER	6.3
3	D	20	SER	6.3
1	L	183	ASP	6.3
3	D	1362	LYS	6.2
1	L	80	LEU	6.2
2	M	1035	MET	6.2
1	L	149	GLY	6.2
3	N	1226	ALA	6.2
3	D	1161	GLU	6.2
2	C	1112	PHE	6.2
3	N	404	GLU	6.2

Continued on next page...

Continued from previous page...

Mol	Chain	Res	Type	RSRZ
2	C	943	VAL	6.2
5	F	323	ASP	6.2
5	F	187	LEU	6.2
5	P	121	GLY	6.2
3	D	121	THR	6.1
2	C	266	ARG	6.1
5	F	414	ARG	6.1
3	N	868	TYR	6.1
3	D	708	LEU	6.1
3	N	1307	LYS	6.1
1	L	46	SER	6.1
3	N	941	PHE	6.1
3	N	847	ASP	6.1
3	N	235	ALA	6.1
3	N	587	ARG	6.1
3	N	1308	GLU	6.1
3	D	1361	VAL	6.1
2	M	628	PHE	6.1
1	K	30	ARG	6.1
3	D	138	LYS	6.1
4	E	43	GLU	6.0
3	N	24	GLY	6.0
2	C	255	ALA	6.0
1	K	84	GLU	6.0
2	C	1034	GLU	6.0
2	C	221	LEU	6.0
5	F	413	SER	6.0
3	N	425	GLY	6.0
1	K	220	GLU	6.0
3	D	698	LYS	6.0
5	F	95	THR	6.0
3	N	708	LEU	6.0
2	C	1026	GLN	6.0
3	N	695	ILE	6.0
2	C	779	GLY	6.0
2	M	942	GLU	6.0
2	C	1061	GLU	6.0
3	N	22	SER	6.0
3	D	21	TRP	5.9
5	P	423	ASP	5.9
2	M	1068	GLU	5.9
3	N	860	LEU	5.9

Continued on next page...

Continued from previous page...

Mol	Chain	Res	Type	RSRZ
4	O	48	MET	5.9
3	D	1408	ILE	5.9
3	D	365	ASP	5.9
5	F	392	VAL	5.9
2	C	25	SER	5.9
2	C	351	LEU	5.8
2	M	196	LEU	5.8
3	D	471	GLU	5.8
4	O	77	GLU	5.8
2	M	603	VAL	5.8
5	P	184	ARG	5.8
1	B	127	LEU	5.8
1	B	186	LEU	5.8
3	N	548	ILE	5.8
3	N	609	GLY	5.8
1	B	128	HIS	5.8
2	C	728	HIS	5.8
1	A	214	ALA	5.8
2	C	1080	SER	5.8
2	C	1118	LYS	5.8
2	C	47	ALA	5.8
5	P	357	ALA	5.8
1	L	84	GLU	5.8
5	F	101	GLU	5.8
1	B	2	LEU	5.7
2	M	2	GLU	5.7
3	D	562	ALA	5.7
3	N	25	GLU	5.7
5	P	334	PRO	5.7
2	M	448	ASN	5.7
1	B	223	THR	5.7
2	C	1076	VAL	5.7
1	L	160	ASP	5.7
3	D	809	PRO	5.7
2	C	209	ARG	5.7
2	C	349	ALA	5.7
5	F	184	ARG	5.7
3	N	1420	LEU	5.7
3	D	1441	GLN	5.7
2	C	512	ARG	5.7
3	D	1404	ASN	5.7
3	D	680	GLN	5.6

Continued on next page...

Continued from previous page...

Mol	Chain	Res	Type	RSRZ
5	F	363	GLU	5.6
1	B	6	LEU	5.6
5	F	88	ILE	5.6
1	A	67	THR	5.6
5	F	175	HIS	5.6
1	L	162	ILE	5.6
1	A	14	ARG	5.6
1	B	154	GLU	5.6
3	N	1228	SER	5.6
3	N	516	ALA	5.6
3	N	92	HIS	5.6
3	D	771	SER	5.6
2	C	883	GLY	5.5
3	N	1359	GLN	5.5
5	F	345	ALA	5.5
5	F	262	VAL	5.5
3	N	239	GLY	5.5
2	C	878	SER	5.5
2	M	236	ILE	5.5
5	P	118	GLU	5.5
2	M	100	LEU	5.5
5	F	167	PRO	5.5
5	P	86	HIS	5.5
3	D	615	ARG	5.5
2	M	677	MET	5.5
2	C	561	GLY	5.5
3	N	364	GLY	5.5
1	A	176	ARG	5.5
2	M	318	PRO	5.5
3	N	1345	GLU	5.5
5	P	347	GLN	5.4
1	A	80	LEU	5.4
3	D	27	GLU	5.4
3	D	941	PHE	5.4
5	P	176	ILE	5.4
2	M	145	GLY	5.4
2	M	493	ARG	5.4
2	M	624	PRO	5.4
2	M	912	PRO	5.4
2	M	1070	ILE	5.4
3	N	1442	ASN	5.4
2	M	698	ASP	5.4

Continued on next page...

Continued from previous page...

Mol	Chain	Res	Type	RSRZ
2	C	252	LYS	5.4
5	F	170	HIS	5.4
2	C	521	PRO	5.4
3	N	378	ILE	5.4
4	E	62	THR	5.4
2	C	283	ILE	5.3
3	D	766	ALA	5.3
2	C	178	PRO	5.3
1	B	185	ARG	5.3
3	D	1418	LYS	5.3
2	M	94	LEU	5.3
2	M	1003	ASP	5.3
3	N	1232	PRO	5.3
2	M	95	TYR	5.3
1	K	156	HIS	5.3
2	C	550	LEU	5.3
2	C	81	ASP	5.3
2	C	382	ILE	5.3
2	C	511	GLU	5.3
3	N	580	ALA	5.3
4	E	50	THR	5.2
2	M	950	LEU	5.2
1	A	220	GLU	5.2
3	N	772	PRO	5.2
2	C	341	THR	5.2
2	C	768	THR	5.2
2	M	613	VAL	5.2
1	B	96	THR	5.2
2	C	226	VAL	5.2
2	M	42	VAL	5.2
3	D	1227	GLN	5.2
2	M	766	GLU	5.2
3	D	437	VAL	5.2
3	N	1088	THR	5.2
2	C	43	GLY	5.2
3	D	90	MET	5.2
3	N	1297	GLU	5.2
5	F	348	SER	5.2
2	M	877	PRO	5.2
3	D	832	ARG	5.2
3	N	97	THR	5.2
3	N	517	VAL	5.2

Continued on next page...

Continued from previous page...

Mol	Chain	Res	Type	RSRZ
1	L	6	LEU	5.1
3	D	520	LEU	5.1
1	B	216	GLU	5.1
1	K	153	ALA	5.1
3	D	78	VAL	5.1
5	P	173	TYR	5.1
5	P	249	ARG	5.1
2	C	199	VAL	5.1
5	P	177	ALA	5.1
2	M	1034	GLU	5.1
3	N	1118	ILE	5.1
3	N	940	THR	5.1
2	C	457	ALA	5.1
3	N	238	PRO	5.1
3	N	979	GLU	5.1
4	E	42	PRO	5.1
5	P	147	LEU	5.1
3	N	1031	ASN	5.1
2	C	509	ALA	5.0
3	D	699	VAL	5.0
3	D	1308	GLU	5.0
2	M	649	VAL	5.0
3	N	233	LYS	5.0
1	L	1	MET	5.0
1	B	3	ASP	5.0
2	C	188	LYS	5.0
2	C	876	VAL	5.0
2	C	1114	GLY	5.0
3	D	943	THR	5.0
1	L	169	ALA	5.0
2	C	1117	SER	5.0
2	C	227	PHE	5.0
2	M	528	GLU	5.0
3	N	615	ARG	5.0
1	B	222	LEU	5.0
2	M	263	ASP	5.0
2	C	751	PRO	5.0
5	F	334	PRO	5.0
2	M	41	ASN	5.0
2	C	24	GLU	5.0
3	D	25	GLU	5.0
3	N	843	PHE	5.0

Continued on next page...

Continued from previous page...

Mol	Chain	Res	Type	RSRZ
3	D	595	GLY	5.0
3	D	1333	HIS	4.9
2	C	775	ARG	4.9
3	N	241	ILE	4.9
5	F	357	ALA	4.9
2	M	1117	SER	4.9
2	C	408	ARG	4.9
2	C	447	ALA	4.9
2	C	175	GLU	4.9
5	F	281	GLU	4.9
3	D	58	CYS	4.9
3	D	755	ALA	4.9
3	N	848	GLU	4.9
3	D	1128	VAL	4.9
1	B	58	ILE	4.9
2	M	541	SER	4.9
2	C	145	GLY	4.9
2	M	268	ASP	4.9
3	D	425	GLY	4.9
3	D	969	ARG	4.9
3	N	808	THR	4.9
1	L	182	GLU	4.9
2	C	445	GLU	4.9
5	F	103	ALA	4.9
2	M	1061	GLU	4.8
1	L	187	GLY	4.8
5	P	166	LEU	4.8
3	D	108	VAL	4.8
5	F	309	LYS	4.8
2	M	225	SER	4.8
5	F	173	TYR	4.8
3	D	1440	PHE	4.8
3	N	1229	ILE	4.8
2	M	775	ARG	4.8
3	D	91	GLY	4.8
3	D	378	ILE	4.8
3	D	1126	ASP	4.8
2	M	1114	GLY	4.8
3	D	581	LEU	4.7
1	B	187	GLY	4.7
1	K	151	VAL	4.7
2	M	368	THR	4.7

Continued on next page...

Continued from previous page...

Mol	Chain	Res	Type	RSRZ
2	M	706	GLU	4.7
3	N	470	LEU	4.7
1	K	219	ARG	4.7
2	C	49	ARG	4.7
2	M	441	VAL	4.7
2	C	706	GLU	4.7
3	D	707	THR	4.7
3	D	1223	ILE	4.7
2	C	628	PHE	4.7
1	A	227	ASN	4.7
1	L	45	LEU	4.7
5	F	118	GLU	4.7
2	M	943	VAL	4.7
3	N	791	TYR	4.7
2	C	320	HIS	4.7
1	K	31	GLY	4.7
1	K	213	GLN	4.7
3	D	73	CYS	4.7
3	D	1210	SER	4.7
3	N	583	ASP	4.7
3	D	404	GLU	4.7
2	M	819	VAL	4.7
4	O	46	PRO	4.7
2	M	784	ASP	4.7
5	P	420	ASP	4.7
2	M	3	ILE	4.7
3	N	236	TYR	4.6
4	E	4	PRO	4.6
2	M	714	ASP	4.6
3	D	564	GLU	4.6
2	M	174	LEU	4.6
2	M	947	ALA	4.6
3	D	475	LYS	4.6
3	N	28	LYS	4.6
1	K	20	TYR	4.6
2	C	100	LEU	4.6
2	C	1092	LEU	4.6
5	P	422	LEU	4.6
2	M	797	GLY	4.6
4	E	61	GLU	4.6
1	A	128	HIS	4.6
1	L	156	HIS	4.6

Continued on next page...

Continued from previous page...

Mol	Chain	Res	Type	RSRZ
5	F	358	LEU	4.6
2	M	151	ASP	4.6
1	L	155	LYS	4.6
5	P	190	ALA	4.6
2	M	409	ARG	4.6
3	D	95	LEU	4.6
3	D	406	ASP	4.6
3	D	639	LEU	4.6
2	C	345	ARG	4.5
3	D	1138	ALA	4.5
5	P	106	VAL	4.5
3	D	1169	ASP	4.5
4	O	54	LEU	4.5
5	F	361	LEU	4.5
2	M	283	ILE	4.5
3	D	1137	ARG	4.5
3	N	1346	ARG	4.5
3	N	1443	THR	4.5
2	C	1094	ALA	4.5
1	L	148	VAL	4.5
2	C	603	VAL	4.5
2	C	193	LEU	4.5
3	N	169	TYR	4.5
5	F	335	ASP	4.5
5	P	391	GLY	4.5
1	A	217	ILE	4.5
2	M	987	ILE	4.5
5	P	87	GLU	4.5
5	P	181	GLU	4.5
1	B	138	LEU	4.5
3	D	619	LEU	4.5
3	D	754	PHE	4.5
3	D	63	TYR	4.5
3	N	1288	GLU	4.5
3	D	1294	VAL	4.5
3	N	1019	PRO	4.5
3	N	564	GLU	4.5
5	F	400	ILE	4.4
4	E	60	ALA	4.4
3	N	1128	VAL	4.4
2	C	367	LEU	4.4
2	M	367	LEU	4.4

Continued on next page...

Continued from previous page...

Mol	Chain	Res	Type	RSRZ
3	N	476	GLU	4.4
1	L	157	GLY	4.4
3	D	544	TYR	4.4
2	M	604	ALA	4.4
5	F	325	LYS	4.4
1	K	142	VAL	4.4
3	N	123	LEU	4.4
2	C	829	GLN	4.4
3	D	1091	SER	4.4
2	M	235	LEU	4.4
3	D	443	VAL	4.4
2	C	230	ARG	4.4
2	C	1042	ALA	4.4
3	D	759	ALA	4.4
2	M	985	GLY	4.4
2	C	444	PRO	4.4
3	D	521	PRO	4.4
2	M	168	ARG	4.4
5	P	376	ILE	4.4
1	L	152	PRO	4.4
1	L	138	LEU	4.4
2	C	649	VAL	4.4
3	N	37	LEU	4.4
5	P	361	LEU	4.4
4	O	78	ASN	4.3
1	L	116	PRO	4.3
3	N	226	PRO	4.3
3	N	709	HIS	4.3
2	M	193	LEU	4.3
2	M	404	LEU	4.3
3	D	72	VAL	4.3
3	N	1434	TRP	4.3
2	C	1062	GLY	4.3
2	M	167	LYS	4.3
5	F	405	LEU	4.3
5	P	369	LEU	4.3
1	A	215	VAL	4.3
2	M	177	GLU	4.3
5	F	347	GLN	4.3
1	A	7	LYS	4.3
3	D	587	ARG	4.3
1	A	212	ASN	4.3

Continued on next page...

Continued from previous page...

Mol	Chain	Res	Type	RSRZ
3	N	1095	THR	4.3
2	C	268	ASP	4.3
3	D	877	PRO	4.3
2	C	64	LEU	4.3
3	D	41	ARG	4.3
3	D	156	GLU	4.3
2	M	1039	ALA	4.3
3	D	453	ASP	4.3
3	D	709	HIS	4.3
3	N	223	LEU	4.3
2	C	912	PRO	4.2
3	D	1313	VAL	4.2
2	C	722	ILE	4.2
3	N	1404	ASN	4.2
1	A	175	ARG	4.2
2	C	359	MET	4.2
3	D	1303	TYR	4.2
2	C	877	PRO	4.2
4	O	55	PHE	4.2
2	M	722	ILE	4.2
3	D	469	ASP	4.2
1	A	87	VAL	4.2
2	M	756	VAL	4.2
3	D	36	THR	4.2
3	D	77	GLY	4.2
2	C	236	ILE	4.2
1	A	213	GLN	4.2
5	P	281	GLU	4.2
2	M	317	VAL	4.2
3	D	706	PRO	4.2
3	D	1310	ARG	4.2
4	O	11	GLY	4.2
5	F	106	VAL	4.2
5	F	87	GLU	4.2
2	C	446	GLY	4.1
3	N	1013	GLU	4.1
3	D	578	VAL	4.1
3	N	203	ALA	4.1
5	P	337	HIS	4.1
2	C	94	LEU	4.1
2	C	780	GLU	4.1
2	M	455	LEU	4.1

Continued on next page...

Continued from previous page...

Mol	Chain	Res	Type	RSRZ
4	E	51	LEU	4.1
2	C	315	ALA	4.1
3	D	66	GLN	4.1
1	K	159	LYS	4.1
2	M	757	GLY	4.1
2	M	123	GLU	4.1
1	L	170	VAL	4.1
2	C	985	GLY	4.1
3	D	1047	LYS	4.1
2	M	108	ILE	4.1
2	M	629	TYR	4.1
5	F	282	LEU	4.1
2	C	208	ALA	4.1
2	M	742	VAL	4.1
3	N	1438	ALA	4.1
3	N	680	GLN	4.1
2	M	79	PRO	4.1
2	M	1079	PRO	4.1
1	L	126	ASP	4.1
3	D	752	SER	4.1
3	N	1441	GLN	4.1
3	D	535	PHE	4.1
2	C	404	LEU	4.0
5	F	418	LEU	4.0
3	N	589	ALA	4.0
3	N	610	LYS	4.0
2	M	244	PRO	4.0
1	A	150	TYR	4.0
2	C	629	TYR	4.0
2	M	1119	ARG	4.0
3	N	1096	ARG	4.0
2	C	792	VAL	4.0
2	M	587	VAL	4.0
2	M	246	ASP	4.0
3	N	240	GLU	4.0
1	B	115	LEU	4.0
3	D	123	LEU	4.0
3	D	518	PRO	4.0
3	N	225	LEU	4.0
2	M	443	THR	4.0
5	P	410	TYR	4.0
2	M	767	PRO	4.0

Continued on next page...

Continued from previous page...

Mol	Chain	Res	Type	RSRZ
5	F	109	GLY	4.0
2	M	1094	ALA	4.0
5	F	108	GLU	4.0
5	F	305	GLU	4.0
2	M	737	LEU	4.0
2	M	229	MET	4.0
2	M	532	MET	4.0
3	D	1070	TYR	4.0
3	N	1048	PRO	4.0
2	C	1064	ASN	4.0
3	N	21	TRP	4.0
3	D	609	GLY	4.0
1	K	81	ASN	4.0
5	F	376	ILE	3.9
2	C	1093	GLN	3.9
2	C	177	GLU	3.9
1	B	171	PHE	3.9
2	M	222	MET	3.9
3	N	707	THR	3.9
2	C	262	ALA	3.9
2	C	879	ARG	3.9
3	N	1003	VAL	3.9
5	P	400	ILE	3.9
5	F	201	LYS	3.9
2	M	933	GLY	3.9
3	N	584	ASN	3.9
2	M	823	VAL	3.9
5	P	169	GLU	3.9
1	A	115	LEU	3.9
3	D	761	ILE	3.9
1	A	77	GLU	3.9
1	K	14	ARG	3.9
2	M	780	GLU	3.9
5	F	404	ALA	3.9
2	C	613	VAL	3.9
3	D	623	VAL	3.9
2	C	592	LEU	3.9
3	D	408	GLU	3.9
3	N	1241	PHE	3.9
2	M	101	ILE	3.9
4	O	83	ASP	3.9
1	B	211	LEU	3.9

Continued on next page...

Continued from previous page...

Mol	Chain	Res	Type	RSRZ
2	C	151	ASP	3.8
2	M	601	GLY	3.8
3	D	1032	PRO	3.8
3	D	1159	ARG	3.8
2	C	668	LEU	3.8
3	D	579	ASP	3.8
3	D	936	TYR	3.8
5	P	329	TYR	3.8
2	C	504	GLU	3.8
1	K	87	VAL	3.8
2	M	1092	LEU	3.8
3	D	1363	LEU	3.8
3	N	1231	GLU	3.8
2	C	312	ALA	3.8
3	D	1439	SER	3.8
1	K	74	ASP	3.8
1	B	182	GLU	3.8
2	M	113	VAL	3.8
1	K	99	LEU	3.8
2	C	884	GLN	3.8
2	C	384	GLU	3.8
3	D	979	GLU	3.8
1	L	81	ASN	3.8
2	M	175	GLU	3.8
2	M	1078	GLU	3.8
3	D	940	THR	3.8
2	C	1111	ILE	3.8
2	M	471	TYR	3.8
3	D	94	GLU	3.8
1	B	120	VAL	3.8
1	K	76	VAL	3.8
1	K	144	VAL	3.8
3	N	63	TYR	3.7
2	C	609	ASN	3.7
2	C	823	VAL	3.7
2	C	976	ASP	3.7
1	K	66	SER	3.7
2	C	723	THR	3.7
1	K	157	GLY	3.7
3	D	909	ASN	3.7
3	N	1455	LYS	3.7
2	M	124	ASP	3.7

Continued on next page...

Continued from previous page...

Mol	Chain	Res	Type	RSRZ
1	K	10	VAL	3.7
2	C	346	VAL	3.7
3	N	1007	VAL	3.7
1	K	47	SER	3.7
2	C	225	SER	3.7
3	D	184	GLU	3.7
2	C	663	ASN	3.7
1	B	168	ASP	3.7
3	D	1251	ASP	3.7
3	D	1454	GLY	3.7
2	C	228	ALA	3.7
2	C	1066	ALA	3.7
2	C	1115	LEU	3.7
2	M	64	LEU	3.7
2	C	757	GLY	3.7
2	M	625	LEU	3.7
2	C	843	HIS	3.7
1	A	65	PHE	3.7
2	C	816	LYS	3.7
3	D	976	GLN	3.7
3	N	1303	TYR	3.7
1	B	192	LEU	3.7
1	K	212	ASN	3.7
3	N	518	PRO	3.7
2	C	237	ARG	3.7
2	C	42	VAL	3.7
5	P	100	VAL	3.7
1	K	130	ALA	3.7
3	N	430	ASP	3.6
2	C	368	THR	3.6
3	D	555	LYS	3.6
3	N	671	LYS	3.6
3	D	580	ALA	3.6
3	N	536	ALA	3.6
2	M	585	GLU	3.6
2	M	25	SER	3.6
2	M	247	PRO	3.6
3	N	706	PRO	3.6
3	D	243	ALA	3.6
5	F	190	ALA	3.6
2	C	798	GLY	3.6
3	N	91	GLY	3.6

Continued on next page...

Continued from previous page...

Mol	Chain	Res	Type	RSRZ
1	A	159	LYS	3.6
5	F	143	HIS	3.6
2	C	278	GLU	3.6
3	D	1034	GLN	3.6
2	M	161	SER	3.6
5	F	297	PRO	3.6
2	C	443	THR	3.6
2	C	270	GLY	3.6
5	P	387	GLY	3.6
2	C	737	LEU	3.6
5	P	282	LEU	3.6
2	M	615	TYR	3.6
1	B	142	VAL	3.6
2	M	612	VAL	3.6
2	M	718	GLY	3.6
3	N	1315	ASP	3.6
2	M	762	LYS	3.6
3	N	234	GLU	3.6
2	C	784	ASP	3.6
3	N	1356	TYR	3.6
1	A	189	ARG	3.5
2	C	591	SER	3.5
5	P	108	GLU	3.5
3	N	424	GLY	3.5
3	N	126	VAL	3.5
3	N	440	VAL	3.5
3	N	1294	VAL	3.5
2	C	442	GLU	3.5
2	M	24	GLU	3.5
2	M	552	HIS	3.5
2	C	676	ILE	3.5
2	M	1115	LEU	3.5
3	D	61	GLY	3.5
2	M	1019	GLN	3.5
2	C	1069	ALA	3.5
3	D	59	ALA	3.5
2	C	936	VAL	3.5
3	D	517	VAL	3.5
3	N	1436	SER	3.5
3	D	1241	PHE	3.5
3	D	1260	ILE	3.5
3	N	1169	ASP	3.5

Continued on next page...

Continued from previous page...

Mol	Chain	Res	Type	RSRZ
2	M	75	GLU	3.5
3	D	776	GLU	3.5
2	C	756	VAL	3.5
3	N	78	VAL	3.5
3	D	76	CYS	3.5
2	M	676	ILE	3.5
2	C	601	GLY	3.5
2	C	626	ARG	3.5
3	D	582	LEU	3.5
3	D	1345	GLU	3.5
2	C	13	ILE	3.5
2	M	885	ILE	3.5
2	C	372	LEU	3.5
2	C	253	ALA	3.5
1	B	56	VAL	3.5
3	D	1359	GLN	3.5
2	C	314	THR	3.5
2	C	660	ALA	3.5
1	B	140	MET	3.5
3	N	119	SER	3.5
3	N	1433	SER	3.5
2	C	144	PRO	3.5
2	C	1022	GLY	3.5
3	D	899	LEU	3.4
2	M	949	LYS	3.4
5	P	296	GLY	3.4
3	D	1293	PHE	3.4
3	D	1346	ARG	3.4
3	D	1437	ALA	3.4
3	D	563	PRO	3.4
2	C	102	HIS	3.4
2	M	583	LEU	3.4
3	D	92	HIS	3.4
2	M	875	GLY	3.4
2	C	945	ARG	3.4
2	C	1095	LEU	3.4
2	M	1043	TYR	3.4
3	N	798	GLU	3.4
3	N	381	ALA	3.4
3	N	562	ALA	3.4
3	N	604	THR	3.4
3	N	1220	ALA	3.4

Continued on next page...

Continued from previous page...

Mol	Chain	Res	Type	RSRZ
3	N	1053	PHE	3.4
3	N	1421	LEU	3.4
3	D	1228	SER	3.4
3	D	203	ALA	3.4
3	N	799	LYS	3.4
1	K	65	PHE	3.4
5	F	146	GLY	3.4
2	M	668	LEU	3.4
3	D	558	LEU	3.4
5	F	369	LEU	3.4
2	C	335	THR	3.4
1	A	84	GLU	3.4
1	K	140	MET	3.4
1	A	144	VAL	3.4
1	B	5	LYS	3.4
2	M	60	GLY	3.3
2	M	22	GLN	3.3
3	D	449	SER	3.3
3	D	774	SER	3.3
5	F	401	GLU	3.3
1	B	160	ASP	3.3
2	M	534	VAL	3.3
3	D	126	VAL	3.3
4	O	5	GLY	3.3
1	K	2	LEU	3.3
3	N	18	ILE	3.3
5	F	166	LEU	3.3
2	C	248	PRO	3.3
3	N	1161	GLU	3.3
1	K	53	VAL	3.3
2	C	742	VAL	3.3
3	D	1339	LYS	3.3
2	C	459	ALA	3.3
3	N	167	GLU	3.3
1	L	145	ASP	3.3
1	B	114	PHE	3.3
2	M	1020	PRO	3.3
3	N	718	PRO	3.3
5	P	285	GLU	3.3
1	K	200	TRP	3.3
2	M	606	VAL	3.3
2	M	1041	GLU	3.3

Continued on next page...

Continued from previous page...

Mol	Chain	Res	Type	RSRZ
3	N	608	SER	3.3
4	O	51	LEU	3.3
2	C	50	GLU	3.3
3	N	441	ARG	3.3
3	N	366	LYS	3.3
3	N	547	LEU	3.3
1	K	210	ALA	3.3
2	M	723	THR	3.3
5	F	395	GLU	3.3
3	N	554	LEU	3.2
2	M	9	ILE	3.2
5	F	172	ARG	3.2
3	N	1463	LYS	3.2
3	N	20	SER	3.2
2	M	741	GLY	3.2
3	D	711	LEU	3.2
2	C	761	PHE	3.2
3	N	802	ALA	3.2
3	N	138	LYS	3.2
2	C	563	ASN	3.2
2	C	718	GLY	3.2
5	F	420	ASP	3.2
2	M	675	ALA	3.2
2	C	540	PHE	3.2
2	M	359	MET	3.2
3	N	1306	PRO	3.2
2	M	883	GLY	3.2
5	F	263	HIS	3.2
5	F	402	ASN	3.2
1	B	16	GLN	3.2
2	M	128	ILE	3.2
5	F	213	ILE	3.2
1	B	84	GLU	3.2
1	L	132	LEU	3.2
2	C	947	ALA	3.2
2	M	1037	VAL	3.2
3	N	623	VAL	3.2
2	C	313	LEU	3.2
3	N	1041	LEU	3.2
2	C	132	ALA	3.2
2	C	604	ALA	3.2
1	K	122	ILE	3.2

Continued on next page...

Continued from previous page...

Mol	Chain	Res	Type	RSRZ
2	M	922	PHE	3.2
5	F	412	GLU	3.2
3	N	159	ARG	3.2
1	K	223	THR	3.1
5	F	353	GLU	3.1
5	F	389	PHE	3.1
2	M	646	GLY	3.1
2	C	456	ALA	3.1
2	M	944	LEU	3.1
2	M	1074	GLU	3.1
3	D	1225	ALA	3.1
2	C	108	ILE	3.1
2	C	699	PHE	3.1
2	M	754	ILE	3.1
3	N	1064	GLY	3.1
2	M	278	GLU	3.1
2	C	149	THR	3.1
2	M	66	LEU	3.1
3	D	1338	ALA	3.1
2	M	102	HIS	3.1
3	N	1072	ILE	3.1
5	F	104	ARG	3.1
1	B	7	LYS	3.1
3	N	1314	LYS	3.1
2	C	348	LEU	3.1
3	D	611	GLN	3.1
5	P	418	LEU	3.1
1	A	66	SER	3.1
3	N	1454	GLY	3.1
1	L	140	MET	3.1
5	P	405	LEU	3.1
3	D	1292	VAL	3.1
1	K	116	PRO	3.1
2	M	751	PRO	3.1
3	D	402	PRO	3.1
3	D	96	ALA	3.1
5	F	350	LEU	3.1
3	D	1344	VAL	3.1
2	M	939	ARG	3.1
2	M	125	GLY	3.1
2	M	262	ALA	3.1
3	D	37	LEU	3.1

Continued on next page...

Continued from previous page...

Mol	Chain	Res	Type	RSRZ
3	N	1085	ALA	3.1
2	M	925	TYR	3.0
3	N	149	LYS	3.0
1	A	8	ALA	3.0
3	D	503	LEU	3.0
3	N	581	LEU	3.0
5	P	143	HIS	3.0
2	C	113	VAL	3.0
4	E	58	PRO	3.0
2	C	1090	LYS	3.0
2	C	66	LEU	3.0
2	M	372	LEU	3.0
1	A	126	ASP	3.0
2	M	154	ARG	3.0
3	N	108	VAL	3.0
3	D	949	ILE	3.0
2	M	626	ARG	3.0
3	D	896	ALA	3.0
3	D	590	PRO	3.0
3	N	1379	VAL	3.0
2	C	818	GLY	3.0
3	D	141	ILE	3.0
5	F	178	ARG	3.0
3	D	983	LEU	3.0
3	N	1127	GLU	3.0
1	A	142	VAL	3.0
1	K	97	VAL	3.0
2	C	714	ASP	3.0
2	C	925	TYR	3.0
3	D	948	THR	3.0
1	A	53	VAL	3.0
2	M	743	VAL	3.0
3	N	202	VAL	3.0
3	N	1260	ILE	3.0
5	P	321	ILE	3.0
1	B	210	ALA	3.0
3	N	503	LEU	3.0
3	D	1384	PRO	3.0
3	N	1230	GLY	3.0
1	K	73	GLU	2.9
3	D	869	MET	2.9
2	C	710	ILE	2.9

Continued on next page...

Continued from previous page...

Mol	Chain	Res	Type	RSRZ
3	D	765	SER	2.9
2	M	314	THR	2.9
2	M	882	LEU	2.9
2	M	1017	THR	2.9
3	N	1066	THR	2.9
5	P	175	HIS	2.9
3	N	58	CYS	2.9
2	C	213	ALA	2.9
2	C	931	GLY	2.9
3	D	97	THR	2.9
3	N	204	LEU	2.9
3	N	1014	ASN	2.9
5	P	417	LYS	2.9
1	B	205	VAL	2.9
2	M	728	HIS	2.9
3	N	1292	VAL	2.9
5	F	249	ARG	2.9
3	N	810	GLU	2.9
5	P	233	PHE	2.9
2	C	316	GLY	2.9
2	C	741	GLY	2.9
1	B	207	PRO	2.9
2	C	1039	ALA	2.9
2	C	1079	PRO	2.9
3	D	1312	LEU	2.9
2	M	117	HIS	2.9
2	M	531	PHE	2.9
3	D	740	PHE	2.9
2	M	190	LYS	2.9
3	N	561	GLY	2.9
3	N	698	LYS	2.9
4	E	47	LYS	2.9
5	F	417	LYS	2.9
2	M	492	ASP	2.9
2	C	675	ALA	2.9
3	N	1234	THR	2.9
5	P	366	ALA	2.9
2	C	786	LYS	2.9
2	M	131	GLY	2.9
3	N	84	ILE	2.9
2	C	79	PRO	2.9
1	A	210	ALA	2.9

Continued on next page...

Continued from previous page...

Mol	Chain	Res	Type	RSRZ
2	M	655	LEU	2.9
3	D	1297	GLU	2.9
4	O	62	THR	2.9
5	F	384	GLU	2.9
3	N	1364	HIS	2.9
1	K	56	VAL	2.9
2	C	562	SER	2.9
3	N	788	GLY	2.9
2	M	85	GLU	2.9
3	D	900	ILE	2.9
5	P	395	GLU	2.9
2	M	945	ARG	2.9
3	D	159	ARG	2.9
3	D	1172	HIS	2.9
3	D	1318	TYR	2.9
1	A	19	GLU	2.8
3	D	632	VAL	2.8
3	D	895	VAL	2.8
3	N	965	GLU	2.8
4	E	57	ASP	2.8
2	M	699	PHE	2.8
2	M	926	PHE	2.8
3	N	125	GLN	2.8
2	M	1116	ALA	2.8
1	A	218	LEU	2.8
3	D	996	TRP	2.8
2	M	472	ARG	2.8
3	D	24	GLY	2.8
3	N	1238	MET	2.8
5	P	195	VAL	2.8
2	C	54	ILE	2.8
3	D	1277	ILE	2.8
3	N	582	LEU	2.8
2	M	342	ASP	2.8
1	B	124	ASN	2.8
5	P	297	PRO	2.8
1	K	98	THR	2.8
2	M	221	LEU	2.8
2	M	696	LYS	2.8
3	D	142	LEU	2.8
4	O	73	LEU	2.8
3	D	692	GLU	2.8

Continued on next page...

Continued from previous page...

Mol	Chain	Res	Type	RSRZ
3	N	179	VAL	2.8
5	F	352	GLU	2.8
1	B	199	ILE	2.8
1	K	5	LYS	2.8
1	L	58	ILE	2.8
2	M	315	ALA	2.8
2	M	533	ASP	2.8
5	F	189	GLU	2.8
3	D	64	LYS	2.8
3	D	136	ASP	2.8
2	C	101	ILE	2.8
3	D	631	ILE	2.8
2	C	62	GLY	2.8
1	B	61	VAL	2.8
3	D	1259	VAL	2.8
3	D	381	ALA	2.8
3	D	1480	PHE	2.8
1	K	85	LEU	2.8
3	N	899	LEU	2.8
1	K	226	SER	2.8
3	D	60	CYS	2.7
5	F	302	LYS	2.7
1	L	36	LEU	2.7
3	D	554	LEU	2.7
3	D	119	SER	2.7
2	C	1020	PRO	2.7
3	D	1257	PRO	2.7
2	C	822	VAL	2.7
3	N	555	LYS	2.7
5	F	195	VAL	2.7
1	K	149	GLY	2.7
1	K	175	ARG	2.7
2	C	831	ARG	2.7
2	M	129	ILE	2.7
1	B	46	SER	2.7
3	N	1235	GLN	2.7
3	D	747	VAL	2.7
5	P	368	VAL	2.7
1	L	146	ARG	2.7
2	M	614	ARG	2.7
3	D	1438	ALA	2.7
3	N	1338	ALA	2.7

Continued on next page...

Continued from previous page...

Mol	Chain	Res	Type	RSRZ
1	B	23	PHE	2.7
3	N	957	PRO	2.7
2	C	257	VAL	2.7
3	D	633	VAL	2.7
3	N	184	GLU	2.7
3	N	1486	VAL	2.7
2	C	161	SER	2.7
2	M	45	GLN	2.7
2	M	647	GLN	2.7
3	N	631	ILE	2.7
3	N	637	LEU	2.7
3	N	1017	PHE	2.7
2	C	338	GLU	2.7
2	C	932	GLU	2.7
2	C	514	VAL	2.7
3	D	1379	VAL	2.7
3	D	626	SER	2.7
3	N	1074	SER	2.7
3	D	914	LEU	2.7
5	P	375	LEU	2.7
1	L	161	ARG	2.7
3	D	455	ARG	2.7
3	D	718	PRO	2.7
2	C	832	LYS	2.7
3	N	996	TRP	2.7
2	C	612	VAL	2.7
3	N	578	VAL	2.7
2	C	388	ARG	2.7
3	N	19	ARG	2.7
3	N	1251	ASP	2.7
2	M	602	GLU	2.6
3	N	1380	GLU	2.6
2	M	1057	SER	2.6
3	N	752	SER	2.6
1	A	15	THR	2.6
3	N	178	LEU	2.6
2	C	922	PHE	2.6
2	C	1033	GLY	2.6
3	D	1262	LEU	2.6
5	P	213	ILE	2.6
3	D	1380	GLU	2.6
3	D	163	TYR	2.6

Continued on next page...

Continued from previous page...

Mol	Chain	Res	Type	RSRZ
3	N	1318	TYR	2.6
2	M	995	MET	2.6
2	M	199	VAL	2.6
3	D	395	VAL	2.6
3	N	1000	THR	2.6
3	N	914	LEU	2.6
3	D	1232	PRO	2.6
5	P	335	ASP	2.6
3	N	1210	SER	2.6
2	C	534	VAL	2.6
3	N	633	VAL	2.6
2	C	238	LEU	2.6
2	C	963	LEU	2.6
3	D	467	GLU	2.6
2	C	1047	HIS	2.6
2	C	935	GLY	2.6
2	M	249	LYS	2.6
1	B	206	THR	2.6
1	K	148	VAL	2.6
1	A	99	LEU	2.6
2	C	666	LEU	2.6
3	D	726	ILE	2.6
5	P	333	ILE	2.6
3	N	692	GLU	2.6
2	M	59	LYS	2.6
3	N	1269	LYS	2.6
3	D	205	TYR	2.6
2	M	439	CYS	2.6
3	N	206	ARG	2.6
2	C	828	ALA	2.6
2	M	469	THR	2.6
1	B	218	LEU	2.6
5	F	212	LEU	2.6
2	M	1016	ILE	2.6
1	A	31	GLY	2.6
3	N	710	ARG	2.6
3	N	942	SER	2.6
3	D	818	ARG	2.5
3	N	1367	HIS	2.5
5	P	125	ASP	2.5
3	D	1013	GLU	2.5
1	K	8	ALA	2.5

Continued on next page...

Continued from previous page...

Mol	Chain	Res	Type	RSRZ
3	D	1409	ALA	2.5
2	M	592	LEU	2.5
3	D	710	ARG	2.5
3	N	622	ARG	2.5
1	K	209	GLU	2.5
2	C	131	GLY	2.5
3	D	583	ASP	2.5
3	N	403	PHE	2.5
2	M	730	SER	2.5
3	N	205	TYR	2.5
2	C	310	LEU	2.5
2	C	743	VAL	2.5
3	N	1458	GLU	2.5
5	F	349	LEU	2.5
2	C	41	ASN	2.5
5	F	326	ASP	2.5
2	C	59	LYS	2.5
2	M	761	PHE	2.5
5	F	351	SER	2.5
3	D	1110	ALA	2.5
5	F	366	ALA	2.5
3	D	1256	LEU	2.5
3	D	947	ILE	2.5
2	C	22	GLN	2.5
3	D	577	ALA	2.5
3	N	896	ALA	2.5
5	P	255	ALA	2.5
2	M	998	TYR	2.5
3	D	1003	VAL	2.5
2	M	562	SER	2.5
3	D	423	ASP	2.5
3	N	809	PRO	2.5
2	M	620	LEU	2.5
3	N	1164	ARG	2.5
3	D	932	ASP	2.5
2	M	1095	LEU	2.4
3	N	142	LEU	2.4
5	P	262	VAL	2.4
2	C	551	GLU	2.4
2	M	663	ASN	2.4
3	D	811	GLU	2.4
1	L	103	ALA	2.4

Continued on next page...

Continued from previous page...

Mol	Chain	Res	Type	RSRZ
3	D	43	GLY	2.4
3	N	1040	GLY	2.4
2	C	713	ARG	2.4
2	M	198	ARG	2.4
4	E	27	ALA	2.4
3	D	1456	LYS	2.4
3	D	902	LEU	2.4
3	N	1435	LEU	2.4
5	F	174	LEU	2.4
2	C	65	VAL	2.4
2	C	1089	VAL	2.4
2	M	1089	VAL	2.4
1	A	122	ILE	2.4
2	C	82	GLU	2.4
3	N	1277	ILE	2.4
1	A	140	MET	2.4
5	F	328	PHE	2.4
1	B	92	PRO	2.4
2	C	353	ARG	2.4
2	C	573	ARG	2.4
5	F	142	ARG	2.4
5	P	279	GLN	2.4
2	M	963	LEU	2.4
3	N	1407	LEU	2.4
5	F	375	LEU	2.4
2	M	421	GLU	2.4
2	M	461	VAL	2.4
3	N	774	SER	2.4
2	M	726	ILE	2.4
2	C	532	MET	2.4
3	N	980	MET	2.4
2	C	160	ALA	2.4
2	M	453	THR	2.4
3	D	1170	ASP	2.4
3	D	1301	LYS	2.4
3	D	88	TYR	2.4
2	C	684	PHE	2.4
3	D	882	PHE	2.4
3	D	758	GLU	2.4
5	P	242	TRP	2.4
2	C	1017	THR	2.4
2	M	568	ALA	2.4

Continued on next page...

Continued from previous page...

Mol	Chain	Res	Type	RSRZ
3	N	771	SER	2.4
3	N	72	VAL	2.4
2	C	249	LYS	2.4
2	C	439	CYS	2.4
5	F	312	GLN	2.4
2	C	362	GLY	2.4
5	P	378	GLY	2.4
5	P	162	LYS	2.4
2	M	611	ILE	2.4
1	K	89	PHE	2.4
2	C	150	PRO	2.4
5	F	268	ILE	2.4
3	D	204	LEU	2.4
3	N	556	LYS	2.3
5	P	373	LYS	2.3
1	A	174	VAL	2.3
3	D	377	VAL	2.3
5	P	196	VAL	2.3
5	P	124	PRO	2.3
3	N	1004	THR	2.3
1	A	138	LEU	2.3
2	C	933	GLY	2.3
3	D	881	LEU	2.3
2	M	176	VAL	2.3
2	M	264	PRO	2.3
3	D	1048	PRO	2.3
4	E	83	ASP	2.3
2	M	82	GLU	2.3
3	D	1118	ILE	2.3
1	K	214	ALA	2.3
3	N	237	LYS	2.3
3	N	197	SER	2.3
3	D	1421	LEU	2.3
2	C	198	ARG	2.3
1	K	191	ASP	2.3
3	D	1238	MET	2.3
5	P	115	LYS	2.3
2	C	1057	SER	2.3
2	M	789	SER	2.3
3	N	753	SER	2.3
2	C	85	GLU	2.3
2	C	583	LEU	2.3

Continued on next page...

Continued from previous page...

Mol	Chain	Res	Type	RSRZ
3	D	161	LEU	2.3
2	M	999	HIS	2.3
2	M	1006	HIS	2.3
3	D	1486	VAL	2.3
3	N	759	ALA	2.3
3	N	760	ARG	2.3
5	F	296	GLY	2.3
2	C	324	ASP	2.3
3	D	922	LEU	2.3
3	D	1307	LYS	2.3
5	P	126	LEU	2.3
1	A	181	VAL	2.3
3	D	886	VAL	2.3
3	D	230	TRP	2.3
3	N	467	GLU	2.3
3	D	241	ILE	2.3
3	N	1065	LEU	2.3
5	F	354	LEU	2.3
5	P	85	LEU	2.3
1	L	125	PRO	2.3
5	P	314	PRO	2.3
2	M	405	ARG	2.3
4	E	78	ASN	2.3
5	P	402	ASN	2.3
5	F	301	ALA	2.3
2	C	206	THR	2.3
2	C	615	TYR	2.3
3	D	69	GLU	2.3
5	F	271	LEU	2.3
5	P	365	GLU	2.3
2	M	144	PRO	2.2
2	M	248	PRO	2.2
3	N	621	LYS	2.2
3	N	632	VAL	2.2
3	N	90	MET	2.2
5	F	322	GLY	2.2
1	A	74	ASP	2.2
3	N	1100	ASP	2.2
2	M	967	PHE	2.2
3	D	1095	THR	2.2
2	C	704	HIS	2.2
3	N	1242	HIS	2.2

Continued on next page...

Continued from previous page...

Mol	Chain	Res	Type	RSRZ
3	D	637	LEU	2.2
3	N	936	TYR	2.2
2	C	570	PRO	2.2
5	F	341	PRO	2.2
3	D	1442	ASN	2.2
3	D	627	GLY	2.2
2	M	203	ASP	2.2
3	N	579	ASP	2.2
2	M	357	GLU	2.2
5	P	351	SER	2.2
1	A	89	PHE	2.2
3	D	391	ALA	2.2
5	F	411	HIS	2.2
1	L	21	GLY	2.2
3	D	418	GLY	2.2
5	P	401	GLU	2.2
1	A	76	VAL	2.2
2	M	1090	LYS	2.2
3	N	895	VAL	2.2
1	B	68	ILE	2.2
2	C	568	ALA	2.2
3	D	84	ILE	2.2
2	C	328	LEU	2.2
3	D	1033	GLN	2.2
3	N	151	GLN	2.2
2	C	342	ASP	2.2
2	M	669	GLY	2.2
5	P	146	GLY	2.2
1	L	7	LYS	2.2
2	C	355	VAL	2.2
2	C	472	ARG	2.2
3	D	1327	ARG	2.2
1	A	51	THR	2.2
3	N	726	ILE	2.2
3	N	1039	CYS	2.2
3	N	1274	ILE	2.2
1	K	108	GLU	2.2
1	L	23	PHE	2.2
3	D	1061	PHE	2.2
3	N	479	GLU	2.2
1	A	228	PRO	2.2
5	F	192	LEU	2.2

Continued on next page...

Continued from previous page...

Mol	Chain	Res	Type	RSRZ
5	P	153	PRO	2.2
3	N	1357	ARG	2.2
3	N	410	SER	2.2
3	N	602	SER	2.2
3	N	1300	SER	2.2
2	C	80	GLN	2.2
3	N	501	ALA	2.2
3	D	1491	THR	2.2
5	F	188	ILE	2.2
2	M	570	PRO	2.2
1	L	29	GLU	2.2
2	C	708	TYR	2.2
1	A	123	MET	2.2
2	C	61	LYS	2.2
2	C	569	VAL	2.2
2	M	569	VAL	2.2
2	M	499	ALA	2.2
2	M	81	ASP	2.2
2	M	1112	PHE	2.2
3	D	1164	ARG	2.2
4	E	53	GLY	2.2
5	F	216	GLY	2.2
2	M	415	PRO	2.2
1	B	82	LEU	2.2
3	D	465	LEU	2.2
3	D	1160	LEU	2.2
3	N	73	CYS	2.2
3	D	481	MET	2.1
1	A	117	VAL	2.1
2	M	65	VAL	2.1
5	P	404	ALA	2.1
1	K	58	ILE	2.1
2	M	561	GLY	2.1
5	F	251	ILE	2.1
2	M	442	GLU	2.1
2	M	755	LEU	2.1
2	M	918	LEU	2.1
2	M	832	LYS	2.1
2	C	1043	TYR	2.1
5	F	300	ASP	2.1
2	M	213	ALA	2.1
2	M	272	ALA	2.1

Continued on next page...

Continued from previous page...

Mol	Chain	Res	Type	RSRZ
3	N	1081	GLY	2.1
5	F	169	GLU	2.1
1	B	110	LYS	2.1
2	C	140	ILE	2.1
2	M	407	LYS	2.1
3	D	208	PRO	2.1
3	D	226	PRO	2.1
3	D	1263	PHE	2.1
1	B	132	LEU	2.1
1	K	127	LEU	2.1
1	B	41	ARG	2.1
1	B	1	MET	2.1
3	D	1085	ALA	2.1
3	N	1301	LYS	2.1
2	C	1016	ILE	2.1
3	D	52	PRO	2.1
5	P	188	ILE	2.1
1	L	197	LEU	2.1
3	N	728	LEU	2.1
2	C	999	HIS	2.1
2	M	365	ASP	2.1
3	N	156	GLU	2.1
2	M	872	ASN	2.1
3	N	1023	MET	2.1
2	M	132	ALA	2.1
3	N	747	VAL	2.1
2	C	289	THR	2.1
2	C	754	ILE	2.1
1	K	126	ASP	2.1
2	M	839	LEU	2.1
2	M	932	GLU	2.1
3	N	1172	HIS	2.1
3	N	77	GLY	2.1
3	N	1222	GLY	2.1
5	F	112	ALA	2.1
1	L	220	GLU	2.1
3	D	212	ARG	2.1
2	C	129	ILE	2.1
3	D	62	LYS	2.1
3	N	1289	LYS	2.1
2	M	1040	LEU	2.1
3	D	767	HIS	2.1

Continued on next page...

Continued from previous page...

Mol	Chain	Res	Type	RSRZ
1	B	139	ASN	2.1
2	C	399	ASN	2.1
2	M	551	GLU	2.1
3	D	965	GLU	2.1
5	F	365	GLU	2.1
2	C	873	PRO	2.1
2	M	456	ALA	2.1
2	M	1045	ALA	2.1
4	E	45	ARG	2.1
3	D	409	VAL	2.1
1	K	138	LEU	2.1
1	L	127	LEU	2.1
2	C	1088	LEU	2.1
2	C	1019	GLN	2.1
2	M	106	GLY	2.1
2	M	245	GLY	2.1
3	D	190	GLU	2.1
4	O	41	GLU	2.1
2	C	667	ALA	2.0
1	A	114	PHE	2.0
1	K	52	ALA	2.0
3	N	391	ALA	2.0
5	F	255	ALA	2.0
1	L	56	VAL	2.0
3	D	833	GLU	2.0
3	N	1394	VAL	2.0
1	K	55	SER	2.0
3	N	1325	LEU	2.0
3	D	1479	ASP	2.0
3	D	745	MET	2.0
3	N	746	ALA	2.0
1	K	51	THR	2.0
2	M	643	VAL	2.0
3	D	1300	SER	2.0
3	N	1355	VAL	2.0
1	A	211	LEU	2.0
1	B	217	ILE	2.0
1	L	43	ILE	2.0
2	C	174	LEU	2.0
2	M	310	LEU	2.0
5	P	84	TYR	2.0
3	N	190	GLU	2.0

Continued on next page...

Continued from previous page...

Mol	Chain	Res	Type	RSRZ
5	P	331	ASP	2.0
3	D	961	LYS	2.0

6.2 Non-standard residues in protein, DNA, RNA chains [i](#)

There are no non-standard protein/DNA/RNA residues in this entry.

6.3 Carbohydrates [i](#)

There are no monosaccharides in this entry.

6.4 Ligands [i](#)

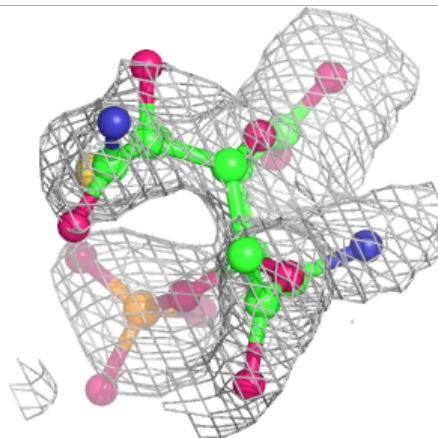
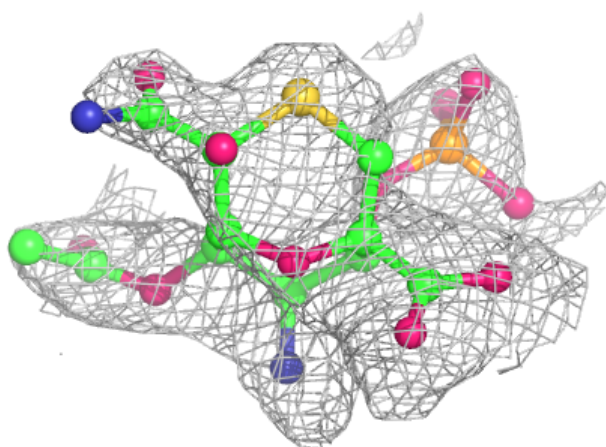
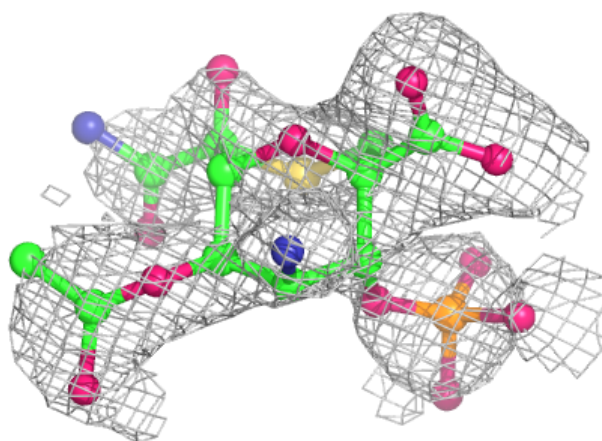
In the following table, the Atoms column lists the number of modelled atoms in the group and the number defined in the chemical component dictionary. The B-factors column lists the minimum, median, 95th percentile and maximum values of B factors of atoms in the group. The column labelled 'Q<0.9' lists the number of atoms with occupancy less than 0.9.

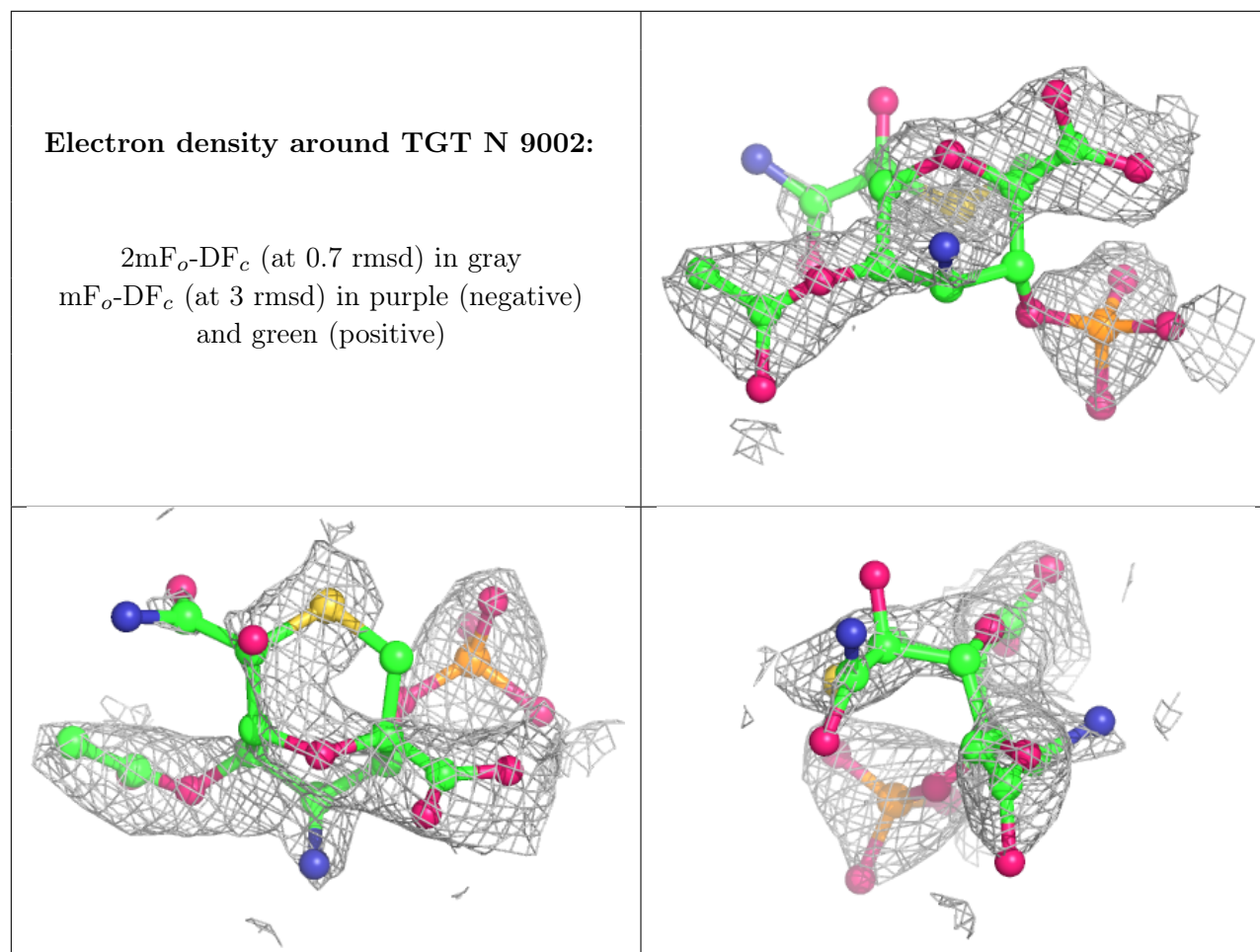
Mol	Type	Chain	Res	Atoms	RSCC	RSR	B-factors(Å ²)	Q<0.9
8	TGT	D	9001	26/26	0.81	0.43	44,47,50,52	0
8	TGT	N	9002	26/26	0.81	0.61	41,47,51,52	0
6	MG	C	9004	1/1	0.97	0.06	17,17,17,17	0
6	MG	D	9003	1/1	0.98	0.06	17,17,17,17	0
6	MG	N	9005	1/1	0.98	0.03	13,13,13,13	0
7	ZN	N	9059	1/1	0.99	0.06	42,42,42,42	0
7	ZN	N	9113	1/1	0.99	0.10	41,41,41,41	0
6	MG	N	9006	1/1	0.99	0.04	4,4,4,4	0
7	ZN	D	9112	1/1	0.99	0.05	50,50,50,50	0
7	ZN	D	9058	1/1	1.00	0.17	56,56,56,56	0

The following is a graphical depiction of the model fit to experimental electron density of all instances of the Ligand of Interest. In addition, ligands with molecular weight > 250 and outliers as shown on the geometry validation Tables will also be included. Each fit is shown from different orientation to approximate a three-dimensional view.

Electron density around TGT D 9001:

$2mF_o-DF_c$ (at 0.7 rmsd) in gray
 mF_o-DF_c (at 3 rmsd) in purple (negative)
and green (positive)





6.5 Other polymers [i](#)

There are no such residues in this entry.