



Full wwPDB X-ray Structure Validation Report ⓘ

May 26, 2020 – 08:16 pm BST

PDB ID : 1T8R
Title : Crystal Structure of E. coli AMP Nucleosidase
Authors : Zhang, Y.; Cottet, S.E.; Ealick, S.E.
Deposited on : 2004-05-13
Resolution : 2.70 Å(reported)

This is a Full wwPDB X-ray Structure Validation Report for a publicly released PDB entry.

We welcome your comments at validation@mail.wwpdb.org

A user guide is available at

<https://www.wwpdb.org/validation/2017/XrayValidationReportHelp>

with specific help available everywhere you see the ⓘ symbol.

The following versions of software and data (see [references ⓘ](#)) were used in the production of this report:

MolProbity : 4.02b-467
Mogul : 1.8.5 (274361), CSD as541be (2020)
Xtrriage (Phenix) : **NOT EXECUTED**
EDS : **NOT EXECUTED**
Percentile statistics : 20191225.v01 (using entries in the PDB archive December 25th 2019)
Ideal geometry (proteins) : Engh & Huber (2001)
Ideal geometry (DNA, RNA) : Parkinson et al. (1996)
Validation Pipeline (wwPDB-VP) : 2.11

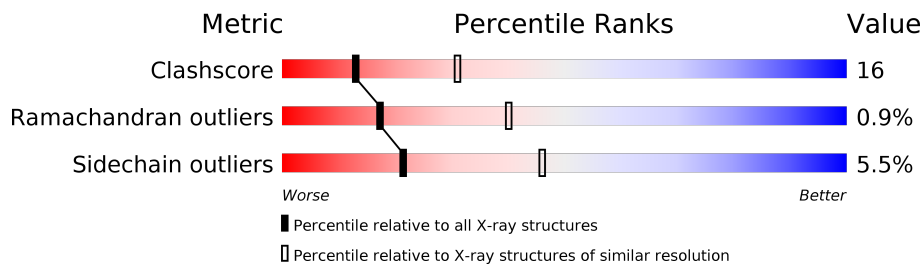
1 Overall quality at a glance i

The following experimental techniques were used to determine the structure:

X-RAY DIFFRACTION

The reported resolution of this entry is 2.70 Å.

Percentile scores (ranging between 0-100) for global validation metrics of the entry are shown in the following graphic. The table shows the number of entries on which the scores are based.



Metric	Whole archive (#Entries)	Similar resolution (#Entries, resolution range(Å))
Clashscore	141614	3122 (2.70-2.70)
Ramachandran outliers	138981	3069 (2.70-2.70)
Sidechain outliers	138945	3069 (2.70-2.70)

The table below summarises the geometric issues observed across the polymeric chains and their fit to the electron density. The red, orange, yellow and green segments on the lower bar indicate the fraction of residues that contain outliers for ≥ 3 , 2, 1 and 0 types of geometric quality criteria respectively. A grey segment represents the fraction of residues that are not modelled. The numeric value for each fraction is indicated below the corresponding segment, with a dot representing fractions $\leq 5\%$.

Note EDS was not executed.

Mol	Chain	Length	Quality of chain
1	A	484	66% 26% . .
1	B	484	63% 30% . .
1	C	484	63% 30% . .
1	D	484	65% 29% . .
1	E	484	65% 28% . .
1	F	484	64% 28% . .

2 Entry composition [i](#)

There are 2 unique types of molecules in this entry. The entry contains 22181 atoms, of which 0 are hydrogens and 0 are deuteriums.

In the tables below, the ZeroOcc column contains the number of atoms modelled with zero occupancy, the AltConf column contains the number of residues with at least one atom in alternate conformation and the Trace column contains the number of residues modelled with at most 2 atoms.

- Molecule 1 is a protein called AMP nucleosidase.

Mol	Chain	Residues	Atoms						ZeroOcc	AltConf	Trace
			Total	C	N	O	S	Se			
1	A	463	3662	2325	644	684	5	4	0	0	0
1	B	463	3662	2325	644	684	5	4	0	0	0
1	C	463	3662	2325	644	684	5	4	0	0	0
1	D	463	3662	2325	644	684	5	4	0	0	0
1	E	463	3662	2325	644	684	5	4	0	0	0
1	F	463	3662	2325	644	684	5	4	0	0	0

There are 24 discrepancies between the modelled and reference sequences:

Chain	Residue	Modelled	Actual	Comment	Reference
A	138	MSE	MET	MODIFIED RESIDUE	UNP P15272
A	260	MSE	MET	MODIFIED RESIDUE	UNP P15272
A	302	MSE	MET	MODIFIED RESIDUE	UNP P15272
A	404	MSE	MET	MODIFIED RESIDUE	UNP P15272
B	138	MSE	MET	MODIFIED RESIDUE	UNP P15272
B	260	MSE	MET	MODIFIED RESIDUE	UNP P15272
B	302	MSE	MET	MODIFIED RESIDUE	UNP P15272
B	404	MSE	MET	MODIFIED RESIDUE	UNP P15272
C	138	MSE	MET	MODIFIED RESIDUE	UNP P15272
C	260	MSE	MET	MODIFIED RESIDUE	UNP P15272
C	302	MSE	MET	MODIFIED RESIDUE	UNP P15272
C	404	MSE	MET	MODIFIED RESIDUE	UNP P15272
D	138	MSE	MET	MODIFIED RESIDUE	UNP P15272
D	260	MSE	MET	MODIFIED RESIDUE	UNP P15272
D	302	MSE	MET	MODIFIED RESIDUE	UNP P15272
D	404	MSE	MET	MODIFIED RESIDUE	UNP P15272
E	138	MSE	MET	MODIFIED RESIDUE	UNP P15272

Continued on next page...

Continued from previous page...

Chain	Residue	Modelled	Actual	Comment	Reference
E	260	MSE	MET	MODIFIED RESIDUE	UNP P15272
E	302	MSE	MET	MODIFIED RESIDUE	UNP P15272
E	404	MSE	MET	MODIFIED RESIDUE	UNP P15272
F	138	MSE	MET	MODIFIED RESIDUE	UNP P15272
F	260	MSE	MET	MODIFIED RESIDUE	UNP P15272
F	302	MSE	MET	MODIFIED RESIDUE	UNP P15272
F	404	MSE	MET	MODIFIED RESIDUE	UNP P15272

- Molecule 2 is water.

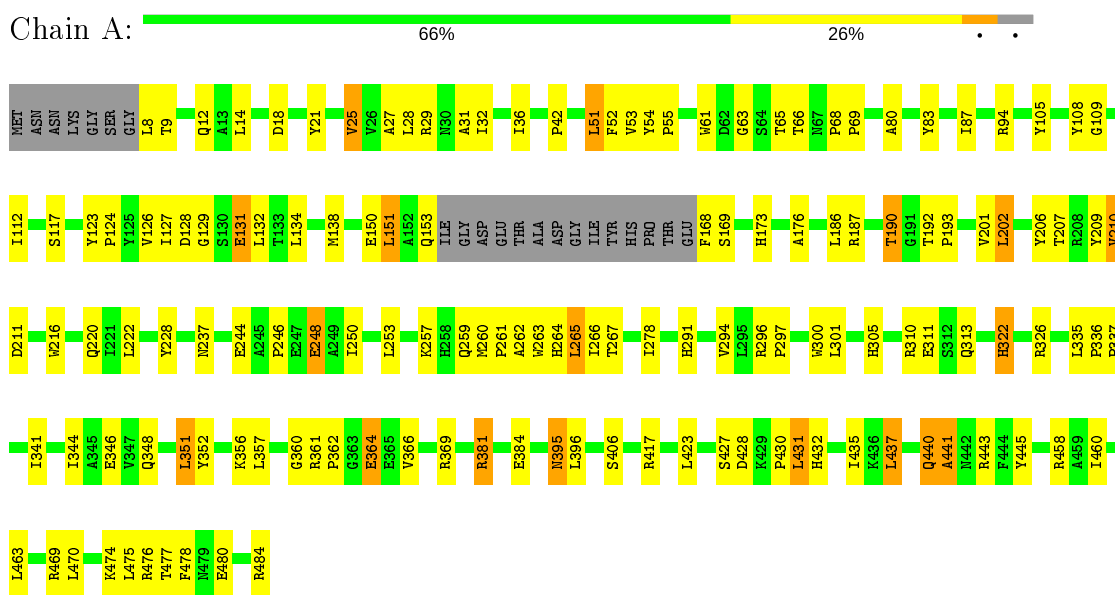
Mol	Chain	Residues	Atoms	ZeroOcc	AltConf
2	A	33	Total O 33 33	0	0
2	B	39	Total O 39 39	0	0
2	C	37	Total O 37 37	0	0
2	D	40	Total O 40 40	0	0
2	E	35	Total O 35 35	0	0
2	F	25	Total O 25 25	0	0

3 Residue-property plots

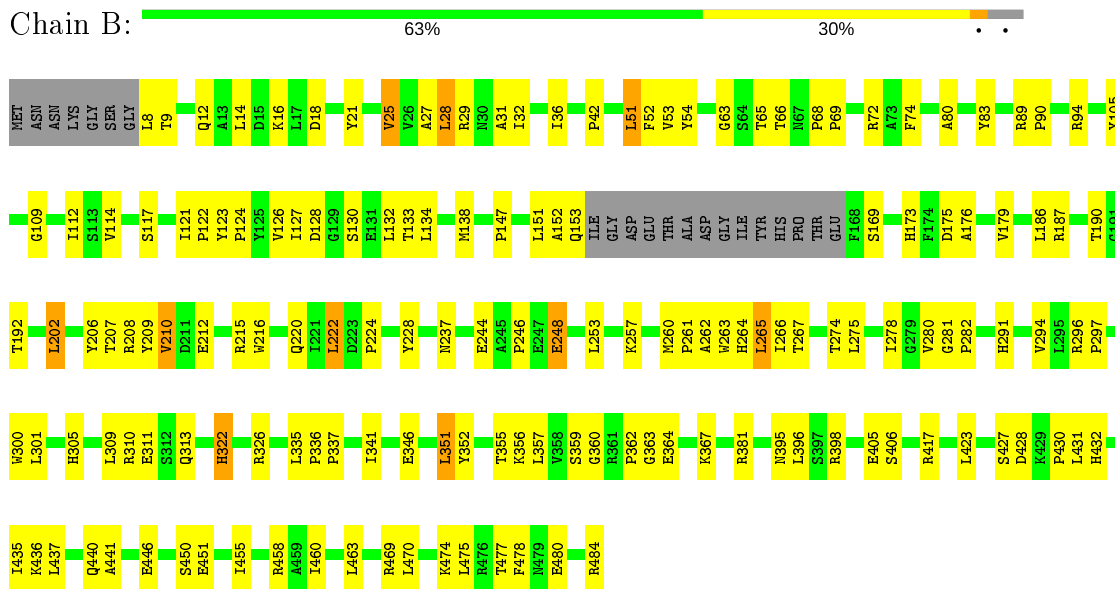
These plots are drawn for all protein, RNA and DNA chains in the entry. The first graphic for a chain summarises the proportions of the various outlier classes displayed in the second graphic. The second graphic shows the sequence view annotated by issues in geometry. Residues are color-coded according to the number of geometric quality criteria for which they contain at least one outlier: green = 0, yellow = 1, orange = 2 and red = 3 or more. Stretches of 2 or more consecutive residues without any outlier are shown as a green connector. Residues present in the sample, but not in the model, are shown in grey.

Note EDS was not executed.

- Molecule 1: AMP nucleosidase

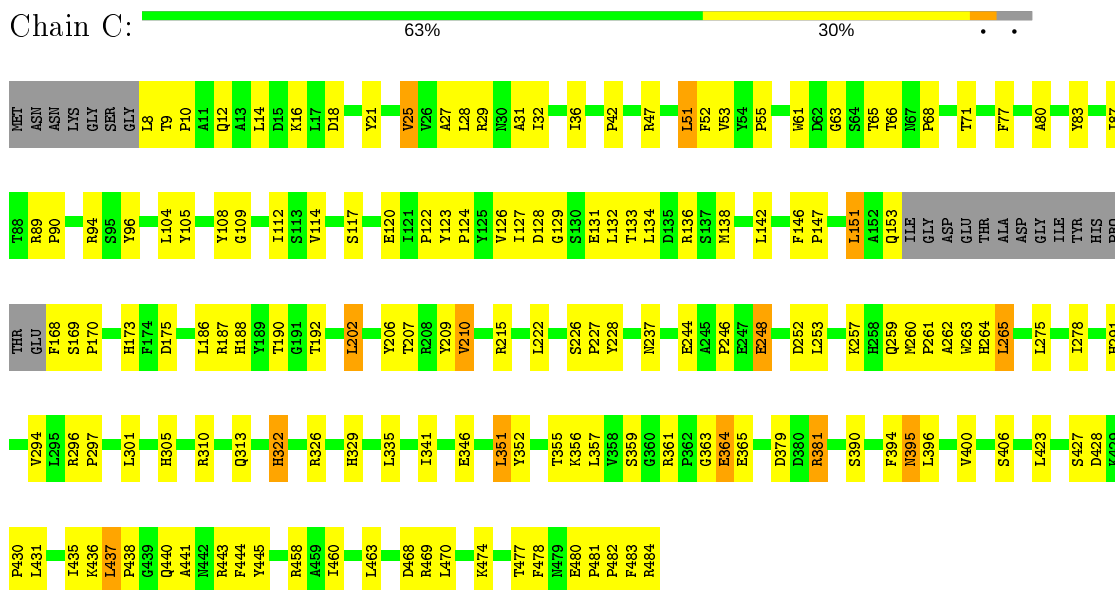


- Molecule 1: AMP nucleosidase



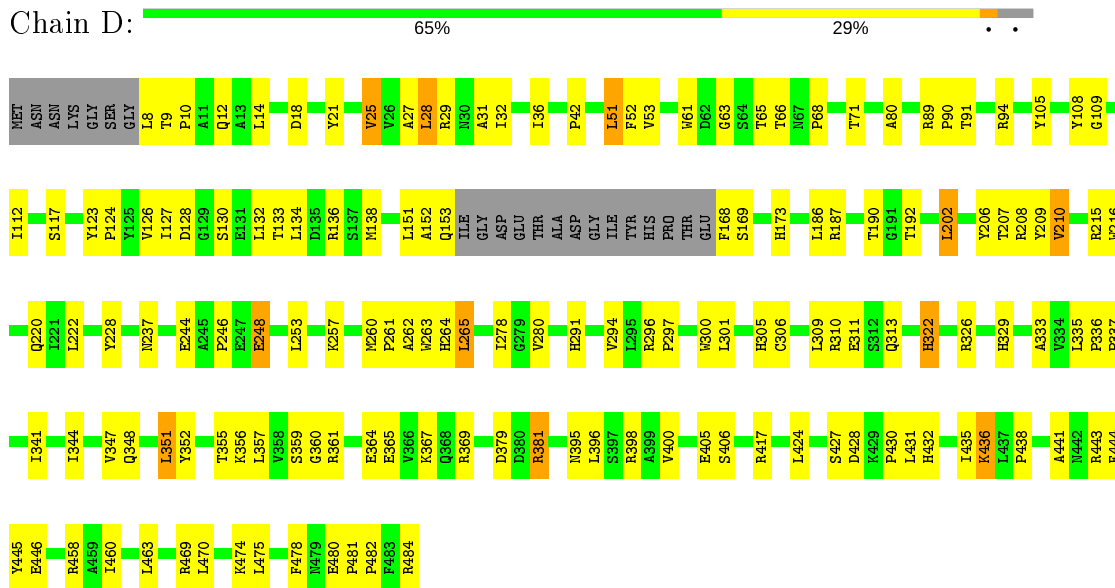
- Molecule 1: AMP nucleosidase

Chain C:



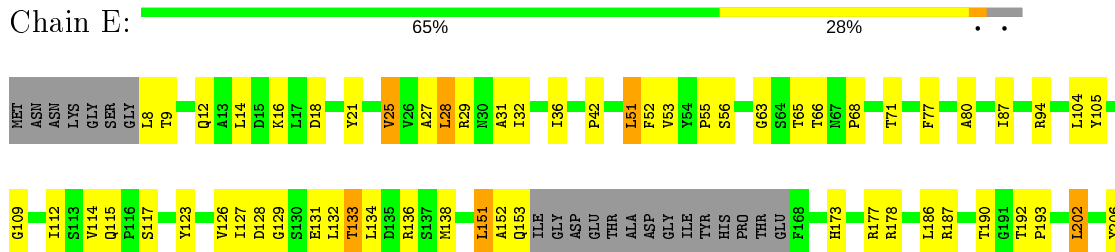
- Molecule 1: AMP nucleosidase

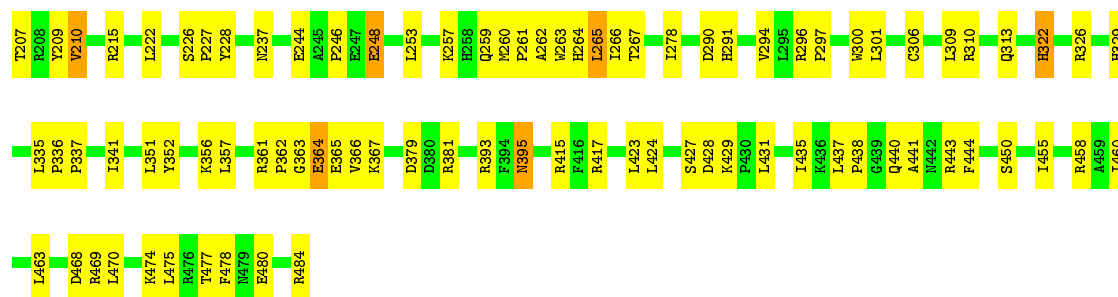
Chain D:



- Molecule 1: AMP nucleosidase

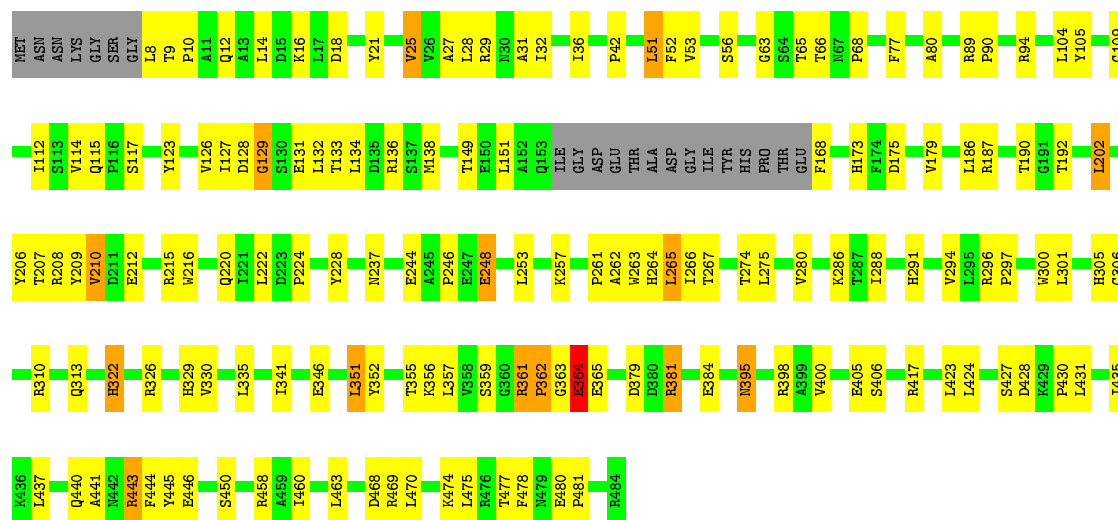
Chain E:





- Molecule 1: AMP nucleosidase

Chain F: 64% 28%



4 Data and refinement statistics

Xtrriage (Phenix) and EDS were not executed - this section is therefore incomplete.

Property	Value	Source
Space group	P 42 21 2	Depositor
Cell constants a, b, c, α , β , γ	246.63Å 246.63Å 111.98Å 90.00° 90.00° 90.00°	Depositor
Resolution (Å)	25.22 – 2.70	Depositor
% Data completeness (in resolution range)	95.7 (25.22-2.70)	Depositor
R_{merge}	(Not available)	Depositor
R_{sym}	0.11	Depositor
Refinement program	CNS 1.1	Depositor
R, R_{free}	0.219 , 0.246	Depositor
Estimated twinning fraction	No twinning to report.	Xtrriage
Total number of atoms	22181	wwPDB-VP
Average B, all atoms (Å ²)	68.0	wwPDB-VP

5 Model quality [i](#)

5.1 Standard geometry [i](#)

The Z score for a bond length (or angle) is the number of standard deviations the observed value is removed from the expected value. A bond length (or angle) with $|Z| > 5$ is considered an outlier worth inspection. RMSZ is the root-mean-square of all Z scores of the bond lengths (or angles).

Mol	Chain	Bond lengths		Bond angles	
		RMSZ	# Z >5	RMSZ	# Z >5
1	A	0.41	0/3752	0.61	0/5107
1	B	0.41	0/3752	0.62	0/5107
1	C	0.40	0/3752	0.62	0/5107
1	D	0.41	0/3752	0.62	0/5107
1	E	0.41	0/3752	0.61	0/5107
1	F	0.40	0/3752	0.61	0/5107
All	All	0.40	0/22512	0.62	0/30642

There are no bond length outliers.

There are no bond angle outliers.

There are no chirality outliers.

There are no planarity outliers.

5.2 Too-close contacts [i](#)

In the following table, the Non-H and H(model) columns list the number of non-hydrogen atoms and hydrogen atoms in the chain respectively. The H(added) column lists the number of hydrogen atoms added and optimized by MolProbity. The Clashes column lists the number of clashes within the asymmetric unit, whereas Symm-Clashes lists symmetry related clashes.

Mol	Chain	Non-H	H(model)	H(added)	Clashes	Symm-Clashes
1	A	3662	0	3589	126	0
1	B	3662	0	3589	136	0
1	C	3662	0	3589	139	0
1	D	3662	0	3589	132	0
1	E	3662	0	3589	132	0
1	F	3662	0	3589	133	0
2	A	33	0	0	0	0
2	B	39	0	0	1	0
2	C	37	0	0	0	0
2	D	40	0	0	3	0

Continued on next page...

Continued from previous page...

Mol	Chain	Non-H	H(model)	H(added)	Clashes	Symm-Clashes
2	E	35	0	0	3	0
2	F	25	0	0	1	0
All	All	22181	0	21534	714	0

The all-atom clashscore is defined as the number of clashes found per 1000 atoms (including hydrogen atoms). The all-atom clashscore for this structure is 16.

All (714) close contacts within the same asymmetric unit are listed below, sorted by their clash magnitude.

Atom-1	Atom-2	Interatomic distance (Å)	Clash overlap (Å)
1:A:190:THR:CG2	1:A:192:THR:HB	1.84	1.07
1:E:131:GLU:HB2	1:F:441:ALA:HB3	1.36	1.04
1:D:190:THR:CG2	1:D:192:THR:HB	1.87	1.04
1:A:151:LEU:H	1:A:151:LEU:HD22	1.22	1.02
1:A:192:THR:HG21	1:A:264:HIS:NE2	1.73	1.02
1:C:190:THR:CG2	1:C:192:THR:HB	1.90	1.02
1:D:190:THR:HG22	1:D:192:THR:HB	1.41	1.02
1:D:192:THR:HG21	1:D:264:HIS:NE2	1.74	1.01
1:B:190:THR:CG2	1:B:192:THR:HB	1.91	1.00
1:C:192:THR:HG21	1:C:264:HIS:NE2	1.77	0.99
1:F:192:THR:HG21	1:F:264:HIS:NE2	1.77	0.99
1:E:190:THR:CG2	1:E:192:THR:HB	1.95	0.97
1:E:192:THR:HG21	1:E:264:HIS:NE2	1.79	0.97
1:F:190:THR:HG22	1:F:192:THR:HB	1.42	0.97
1:C:190:THR:HG22	1:C:192:THR:HB	1.42	0.97
1:E:190:THR:HG22	1:E:192:THR:HB	1.47	0.96
1:F:361:ARG:HB3	1:F:365:GLU:HB2	1.46	0.96
1:B:190:THR:HG22	1:B:192:THR:HB	1.47	0.95
1:F:190:THR:CG2	1:F:192:THR:HB	1.95	0.95
1:A:190:THR:HG22	1:A:192:THR:HB	1.49	0.94
1:E:441:ALA:HB3	1:F:131:GLU:HB2	1.47	0.94
1:B:192:THR:HG21	1:B:264:HIS:NE2	1.82	0.94
1:E:361:ARG:HB3	1:E:365:GLU:HB2	1.53	0.89
1:E:202:LEU:HD13	1:E:460:ILE:HD11	1.56	0.87
1:F:310:ARG:H	1:F:313:GLN:HE21	1.19	0.87
1:C:443:ARG:HE	1:D:133:THR:HG23	1.40	0.86
1:A:202:LEU:HD13	1:A:460:ILE:HD11	1.57	0.85
1:A:326:ARG:HG2	1:A:326:ARG:HH11	1.41	0.84
1:E:310:ARG:H	1:E:313:GLN:HE21	1.26	0.84
1:C:202:LEU:HD13	1:C:460:ILE:HD11	1.60	0.83
1:F:190:THR:HG23	1:F:262:ALA:HB3	1.58	0.82

Continued on next page...

Continued from previous page...

Atom-1	Atom-2	Interatomic distance (Å)	Clash overlap (Å)
1:F:202:LEU:HD13	1:F:460:ILE:HD11	1.62	0.82
1:E:443:ARG:HE	1:F:133:THR:HG22	1.43	0.82
1:A:395:ASN:HD21	1:F:477:THR:HB	1.44	0.82
1:C:431:LEU:HD12	1:D:151:LEU:HD22	1.62	0.81
1:C:36:ILE:HG23	1:C:138:MSE:HE1	1.61	0.81
1:D:202:LEU:HD13	1:D:460:ILE:HD11	1.62	0.80
1:B:202:LEU:HD13	1:B:460:ILE:HD11	1.64	0.80
1:A:186:LEU:O	1:A:190:THR:HB	1.81	0.80
1:E:435:ILE:HD11	1:F:151:LEU:HD11	1.63	0.80
1:F:127:ILE:HD13	1:F:132:LEU:HG	1.62	0.79
1:F:310:ARG:H	1:F:313:GLN:NE2	1.81	0.78
1:D:361:ARG:HB3	1:D:364:GLU:HG2	1.65	0.78
1:B:65:THR:HB	1:B:68:PRO:HG3	1.66	0.77
1:E:310:ARG:H	1:E:313:GLN:NE2	1.81	0.77
1:C:430:PRO:HA	1:C:435:ILE:HG12	1.66	0.76
1:F:326:ARG:HH11	1:F:326:ARG:HG2	1.50	0.76
1:B:478:PHE:HD1	1:C:395:ASN:HD22	1.34	0.75
1:B:360:GLY:O	1:B:362:PRO:HD3	1.87	0.75
1:C:190:THR:HG23	1:C:262:ALA:HB3	1.67	0.75
1:E:190:THR:HG23	1:E:262:ALA:HB3	1.68	0.75
1:C:127:ILE:HD13	1:C:132:LEU:HG	1.70	0.74
1:B:326:ARG:HH11	1:B:326:ARG:HG2	1.52	0.74
1:D:134:LEU:HD23	1:D:138:MSE:HB3	1.67	0.74
1:D:186:LEU:O	1:D:190:THR:HB	1.88	0.74
1:F:361:ARG:HD3	1:F:361:ARG:H	1.53	0.74
1:B:186:LEU:O	1:B:190:THR:HB	1.87	0.74
1:B:478:PHE:H	1:C:395:ASN:HD21	1.36	0.73
1:D:36:ILE:HD11	1:D:132:LEU:HD13	1.70	0.73
1:B:134:LEU:HD23	1:B:138:MSE:HB3	1.69	0.73
1:B:190:THR:HG23	1:B:262:ALA:HB3	1.70	0.73
1:D:326:ARG:HG2	1:D:326:ARG:HH11	1.53	0.73
1:E:186:LEU:O	1:E:190:THR:HB	1.88	0.72
1:C:65:THR:HB	1:C:68:PRO:HG3	1.71	0.72
1:E:361:ARG:HG2	1:E:365:GLU:OE1	1.89	0.72
1:F:207:THR:O	1:F:210:VAL:HG13	1.89	0.72
1:D:190:THR:HG23	1:D:262:ALA:HB3	1.72	0.72
1:C:326:ARG:HH11	1:C:326:ARG:HG2	1.55	0.71
1:E:437:LEU:HD12	1:E:440:GLN:OE1	1.90	0.71
1:E:326:ARG:HG2	1:E:326:ARG:HH11	1.56	0.71
1:C:310:ARG:H	1:C:313:GLN:NE2	1.89	0.70
1:A:127:ILE:HD13	1:A:132:LEU:HG	1.73	0.70

Continued on next page...

Continued from previous page...

Atom-1	Atom-2	Interatomic distance (Å)	Clash overlap (Å)
1:C:186:LEU:O	1:C:190:THR:HB	1.91	0.70
1:F:437:LEU:HD12	1:F:440:GLN:OE1	1.91	0.70
1:F:186:LEU:O	1:F:190:THR:HB	1.92	0.69
1:A:384:GLU:HB3	1:B:151:LEU:HD11	1.75	0.69
1:D:228:TYR:CG	1:D:265:LEU:HD13	2.26	0.69
1:F:65:THR:HB	1:F:68:PRO:HG3	1.72	0.69
1:D:51:LEU:HD13	1:D:52:PHE:CE2	2.28	0.69
1:E:207:THR:O	1:E:210:VAL:HG13	1.93	0.69
1:E:133:THR:HG22	1:F:443:ARG:HB2	1.75	0.69
1:D:32:ILE:HD11	1:D:123:TYR:HB2	1.73	0.68
1:E:32:ILE:HD11	1:E:123:TYR:HB2	1.74	0.68
1:E:65:THR:HB	1:E:68:PRO:HG3	1.75	0.68
1:F:32:ILE:HD11	1:F:123:TYR:HB2	1.75	0.68
1:A:395:ASN:ND2	1:F:477:THR:HB	2.08	0.68
1:E:192:THR:HG21	1:E:264:HIS:CD2	2.29	0.68
1:E:134:LEU:HD23	1:E:138:MSE:HB3	1.74	0.68
1:E:187:ARG:HG3	1:E:187:ARG:HH11	1.58	0.67
1:B:437:LEU:HD12	1:B:440:GLN:OE1	1.94	0.67
1:A:36:ILE:HG23	1:A:138:MSE:HE1	1.75	0.67
1:B:395:ASN:HD21	1:C:477:THR:HB	1.59	0.67
1:B:36:ILE:HG23	1:B:138:MSE:HE1	1.77	0.67
1:C:187:ARG:HH11	1:C:187:ARG:HG3	1.59	0.67
1:C:329:HIS:HD2	1:C:379:ASP:OD2	1.78	0.67
1:D:395:ASN:HD21	1:E:477:THR:HB	1.59	0.67
1:F:36:ILE:HG23	1:F:138:MSE:HE1	1.76	0.67
1:D:65:THR:HB	1:D:68:PRO:HG3	1.77	0.67
1:A:360:GLY:O	1:A:362:PRO:HD3	1.95	0.67
1:A:477:THR:HB	1:F:395:ASN:HD21	1.60	0.66
1:A:187:ARG:HH11	1:A:187:ARG:HG3	1.61	0.66
1:A:430:PRO:HA	1:A:435:ILE:HG12	1.77	0.66
1:F:134:LEU:HD23	1:F:138:MSE:HB3	1.76	0.66
1:E:21:TYR:O	1:E:25:VAL:HG12	1.94	0.66
1:A:207:THR:O	1:A:210:VAL:HG13	1.95	0.66
1:C:207:THR:O	1:C:210:VAL:HG13	1.97	0.65
1:D:36:ILE:CD1	1:D:132:LEU:HD13	2.26	0.65
1:A:134:LEU:HD23	1:A:138:MSE:HB3	1.77	0.65
1:B:478:PHE:H	1:C:395:ASN:ND2	1.93	0.65
1:D:395:ASN:ND2	1:E:478:PHE:H	1.95	0.65
1:C:310:ARG:H	1:C:313:GLN:HE21	1.43	0.65
1:E:132:LEU:HB3	1:E:134:LEU:CD1	2.26	0.65
1:F:192:THR:HG21	1:F:264:HIS:CD2	2.31	0.65

Continued on next page...

Continued from previous page...

Atom-1	Atom-2	Interatomic distance (Å)	Clash overlap (Å)
1:C:32:ILE:HD11	1:C:123:TYR:HB2	1.79	0.64
1:D:187:ARG:HH11	1:D:187:ARG:HG3	1.62	0.64
1:B:187:ARG:HH11	1:B:187:ARG:HG3	1.63	0.64
1:B:228:TYR:CG	1:B:265:LEU:HD13	2.31	0.64
1:C:352:TYR:CE2	1:C:356:LYS:HE3	2.32	0.64
1:A:151:LEU:H	1:A:151:LEU:CD2	2.01	0.64
1:A:65:THR:HB	1:A:68:PRO:HG3	1.79	0.64
1:B:207:THR:O	1:B:210:VAL:HG13	1.97	0.64
1:D:9:THR:OG1	1:D:12:GLN:HG3	1.98	0.64
1:D:21:TYR:O	1:D:25:VAL:HG12	1.98	0.64
1:F:27:ALA:HB1	1:F:51:LEU:HD22	1.79	0.64
1:C:192:THR:HG21	1:C:264:HIS:CD2	2.32	0.63
1:C:435:ILE:HD11	1:D:151:LEU:HD11	1.79	0.63
1:D:244:GLU:O	1:D:246:PRO:HD3	1.98	0.63
1:D:310:ARG:H	1:D:313:GLN:NE2	1.96	0.63
1:B:192:THR:HG21	1:B:264:HIS:CD2	2.33	0.63
1:F:132:LEU:HB3	1:F:134:LEU:HD13	1.79	0.63
1:B:9:THR:OG1	1:B:12:GLN:HG3	1.99	0.63
1:C:151:LEU:CD2	1:D:431:LEU:HD12	2.28	0.63
1:C:443:ARG:HE	1:D:133:THR:CG2	2.09	0.63
1:D:237:ASN:HD21	1:D:248:GLU:HB3	1.64	0.63
1:C:253:LEU:HD21	1:C:257:LYS:HE3	1.81	0.62
1:D:322:HIS:HD2	1:E:474:LYS:HD3	1.63	0.62
1:E:27:ALA:HB1	1:E:51:LEU:HD22	1.79	0.62
1:E:51:LEU:HD13	1:E:52:PHE:CE2	2.34	0.62
1:A:326:ARG:HG2	1:A:326:ARG:NH1	2.11	0.62
1:A:131:GLU:HB2	1:B:441:ALA:HB3	1.82	0.62
1:E:36:ILE:HG23	1:E:138:MSE:HE1	1.82	0.62
1:B:237:ASN:HD21	1:B:248:GLU:HB3	1.65	0.62
1:E:29:ARG:NH2	1:E:128:ASP:HB2	2.15	0.62
1:D:335:LEU:HD21	1:D:341:ILE:HD11	1.81	0.62
1:A:395:ASN:ND2	1:F:478:PHE:H	1.98	0.62
1:A:192:THR:HG21	1:A:264:HIS:CD2	2.34	0.61
1:B:132:LEU:O	1:B:134:LEU:HD12	2.00	0.61
1:B:310:ARG:H	1:B:313:GLN:NE2	1.97	0.61
1:D:367:LYS:HB3	1:E:71:THR:CG2	2.30	0.61
1:B:32:ILE:HD11	1:B:123:TYR:HB2	1.81	0.61
1:A:190:THR:HG23	1:A:262:ALA:HB3	1.83	0.61
1:E:335:LEU:HD21	1:E:341:ILE:HD11	1.83	0.61
1:F:253:LEU:HD21	1:F:257:LYS:HE3	1.83	0.61
1:D:27:ALA:HB1	1:D:51:LEU:HD22	1.81	0.61

Continued on next page...

Continued from previous page...

Atom-1	Atom-2	Interatomic distance (Å)	Clash overlap (Å)
1:A:440:GLN:HA	1:A:440:GLN:HE21	1.66	0.60
1:C:151:LEU:HD23	1:D:431:LEU:HD12	1.84	0.60
1:C:134:LEU:HD23	1:C:138:MSE:HB3	1.83	0.60
1:E:244:GLU:O	1:E:246:PRO:HD3	2.01	0.60
1:B:127:ILE:HG22	1:B:130:SER:H	1.67	0.60
1:C:131:GLU:HB2	1:D:441:ALA:HB3	1.84	0.60
1:A:151:LEU:HD21	1:B:431:LEU:HA	1.83	0.60
1:F:53:VAL:HG11	1:F:117:SER:O	2.01	0.60
1:A:435:ILE:HD11	1:B:151:LEU:HD13	1.84	0.59
1:B:352:TYR:CE2	1:B:356:LYS:HE3	2.37	0.59
1:F:14:LEU:HD13	1:F:94:ARG:HD3	1.84	0.59
1:C:9:THR:HG23	1:C:12:GLN:HE21	1.66	0.59
1:A:253:LEU:HD21	1:A:257:LYS:HE3	1.83	0.59
1:E:127:ILE:O	1:E:127:ILE:HG22	2.00	0.59
1:A:244:GLU:O	1:A:246:PRO:HD3	2.03	0.59
1:A:9:THR:OG1	1:A:12:GLN:HG3	2.02	0.59
1:A:27:ALA:HB1	1:A:51:LEU:HD22	1.83	0.59
1:D:132:LEU:HB2	1:D:134:LEU:HD11	1.84	0.59
1:F:187:ARG:HG3	1:F:187:ARG:HH11	1.67	0.59
1:B:478:PHE:HD1	1:C:395:ASN:ND2	2.01	0.59
1:E:352:TYR:CE2	1:E:356:LYS:HE3	2.38	0.59
1:C:244:GLU:O	1:C:246:PRO:HD3	2.02	0.59
1:C:305:HIS:CE1	1:C:438:PRO:HG2	2.37	0.59
1:C:63:GLY:HA3	1:C:80:ALA:HB2	1.85	0.59
1:D:253:LEU:HD21	1:D:257:LYS:HE3	1.84	0.59
1:F:224:PRO:HA	2:F:493:HOH:O	2.02	0.59
1:F:29:ARG:NH2	1:F:128:ASP:HB2	2.17	0.59
1:D:395:ASN:HD21	1:E:478:PHE:H	1.51	0.58
1:E:63:GLY:HA3	1:E:80:ALA:HB2	1.85	0.58
1:D:9:THR:HG23	1:D:12:GLN:HE21	1.68	0.58
1:D:132:LEU:HB2	1:D:134:LEU:CD1	2.33	0.58
1:B:127:ILE:CG2	1:B:130:SER:HA	2.34	0.58
1:E:253:LEU:HD21	1:E:257:LYS:HE3	1.85	0.58
1:E:14:LEU:HD13	1:E:94:ARG:HD3	1.84	0.58
1:B:27:ALA:HB1	1:B:51:LEU:HD22	1.86	0.58
1:C:259:GLN:OE1	1:D:381:ARG:NH2	2.32	0.58
1:B:322:HIS:HD2	1:C:474:LYS:HD3	1.69	0.58
1:A:310:ARG:H	1:A:313:GLN:NE2	2.02	0.58
1:E:363:GLY:O	1:E:366:VAL:HG22	2.03	0.58
1:A:478:PHE:H	1:F:395:ASN:ND2	2.01	0.58
1:B:63:GLY:HA3	1:B:80:ALA:HB2	1.85	0.58

Continued on next page...

Continued from previous page...

Atom-1	Atom-2	Interatomic distance (Å)	Clash overlap (Å)
1:A:32:ILE:HD11	1:A:123:TYR:HB2	1.86	0.58
1:D:329:HIS:HD2	1:D:379:ASP:OD2	1.87	0.58
1:F:9:THR:HG23	1:F:12:GLN:HE21	1.67	0.58
1:B:83:TYR:HA	1:B:169:SER:O	2.04	0.57
1:D:395:ASN:ND2	1:E:477:THR:HB	2.19	0.57
1:A:335:LEU:HD21	1:A:341:ILE:HD11	1.86	0.57
1:D:36:ILE:HG23	1:D:138:MSE:HE1	1.85	0.57
1:F:9:THR:OG1	1:F:12:GLN:HG3	2.04	0.57
1:B:360:GLY:C	1:B:362:PRO:HD3	2.24	0.57
1:D:228:TYR:CD1	1:D:265:LEU:HD13	2.40	0.57
1:E:177:ARG:HG3	2:E:485:HOH:O	2.03	0.57
1:F:132:LEU:HB3	1:F:134:LEU:CD1	2.35	0.57
1:F:208:ARG:HD3	1:F:446:GLU:OE1	2.05	0.57
1:E:361:ARG:HG3	1:E:361:ARG:HH11	1.69	0.57
1:A:151:LEU:N	1:A:151:LEU:HD22	2.07	0.57
1:A:478:PHE:H	1:F:395:ASN:HD21	1.52	0.57
1:E:9:THR:OG1	1:E:12:GLN:HG3	2.03	0.57
1:A:131:GLU:CD	1:A:131:GLU:H	2.07	0.57
1:B:51:LEU:HD13	1:B:52:PHE:CE2	2.40	0.57
1:C:27:ALA:HB1	1:C:51:LEU:HD22	1.86	0.57
1:D:192:THR:HG21	1:D:264:HIS:CD2	2.39	0.57
1:D:355:THR:O	1:D:359:SER:HB3	2.05	0.57
1:B:36:ILE:HG23	1:B:138:MSE:CE	2.35	0.57
1:F:63:GLY:HA3	1:F:80:ALA:HB2	1.87	0.57
1:D:207:THR:O	1:D:210:VAL:HG13	2.04	0.56
1:E:187:ARG:HG3	1:E:187:ARG:NH1	2.20	0.56
1:E:443:ARG:NE	1:F:133:THR:HG22	2.15	0.56
1:C:9:THR:OG1	1:C:12:GLN:HG3	2.06	0.56
1:D:63:GLY:HA3	1:D:80:ALA:HB2	1.86	0.56
1:C:36:ILE:HG23	1:C:138:MSE:CE	2.34	0.56
1:B:173:HIS:HE1	1:B:480:GLU:OE2	1.88	0.56
1:E:237:ASN:HD21	1:E:248:GLU:HB3	1.71	0.56
1:A:395:ASN:HD21	1:F:478:PHE:H	1.53	0.56
1:B:395:ASN:ND2	1:C:477:THR:HB	2.19	0.56
1:B:127:ILE:HG22	1:B:130:SER:N	2.21	0.56
1:D:14:LEU:HD13	1:D:94:ARG:HD3	1.88	0.56
1:D:208:ARG:HD3	1:D:446:GLU:OE1	2.06	0.56
1:A:63:GLY:HA3	1:A:80:ALA:HB2	1.88	0.56
1:C:356:LYS:HE2	1:C:363:GLY:O	2.06	0.56
1:F:237:ASN:HD21	1:F:248:GLU:HB3	1.70	0.56
1:F:326:ARG:NH1	1:F:326:ARG:HG2	2.19	0.56

Continued on next page...

Continued from previous page...

Atom-1	Atom-2	Interatomic distance (Å)	Clash overlap (Å)
1:A:132:LEU:HB3	1:A:134:LEU:CD1	2.36	0.55
1:F:244:GLU:O	1:F:246:PRO:HD3	2.04	0.55
1:B:187:ARG:NH1	1:B:187:ARG:HG3	2.22	0.55
1:B:335:LEU:HD21	1:B:341:ILE:HD11	1.89	0.55
1:D:215:ARG:HH11	1:D:215:ARG:HG2	1.71	0.55
1:B:367:LYS:HB3	1:C:71:THR:HG23	1.88	0.55
1:C:51:LEU:HD13	1:C:52:PHE:CE2	2.42	0.55
1:D:187:ARG:NH1	1:D:187:ARG:HG3	2.22	0.55
1:A:427:SER:O	1:A:428:ASP:HB3	2.07	0.55
1:E:291:HIS:O	1:E:294:VAL:HG22	2.06	0.55
1:E:9:THR:HG23	1:E:12:GLN:HE21	1.71	0.55
1:D:29:ARG:NH2	1:D:128:ASP:HB2	2.21	0.54
1:A:127:ILE:O	1:A:127:ILE:HG22	2.06	0.54
1:B:253:LEU:HD21	1:B:257:LYS:HE3	1.89	0.54
1:B:367:LYS:HB3	1:C:71:THR:CG2	2.36	0.54
1:C:83:TYR:HA	1:C:169:SER:O	2.07	0.54
1:E:8:LEU:HB3	1:E:112:ILE:O	2.08	0.54
1:B:237:ASN:ND2	1:B:248:GLU:HB3	2.22	0.54
1:C:127:ILE:O	1:C:127:ILE:HG22	2.07	0.54
1:E:228:TYR:CG	1:E:265:LEU:HD13	2.42	0.54
1:C:431:LEU:HD12	1:D:151:LEU:CD2	2.35	0.54
1:F:77:PHE:CE2	1:F:104:LEU:HD22	2.43	0.54
1:A:417:ARG:HA	1:A:475:LEU:HD13	1.89	0.54
1:B:14:LEU:HD13	1:B:94:ARG:HD3	1.89	0.54
1:D:53:VAL:HG11	1:D:117:SER:O	2.07	0.54
1:B:311:GLU:HB3	1:B:432:HIS:NE2	2.23	0.54
1:E:173:HIS:HE1	1:E:480:GLU:OE2	1.90	0.54
1:B:21:TYR:O	1:B:25:VAL:HG12	2.07	0.53
1:B:296:ARG:HD3	1:B:484:ARG:OXT	2.08	0.53
1:C:190:THR:HG22	1:C:192:THR:CB	2.29	0.53
1:D:463:LEU:HD22	1:D:470:LEU:HD13	1.90	0.53
1:B:9:THR:HG23	1:B:12:GLN:HE21	1.73	0.53
1:A:237:ASN:HD21	1:A:248:GLU:HB3	1.73	0.53
1:D:153:GLN:NE2	2:D:494:HOH:O	2.41	0.53
1:F:228:TYR:HB3	1:F:265:LEU:HD22	1.90	0.53
1:B:244:GLU:O	1:B:246:PRO:HD3	2.08	0.53
1:E:415:ARG:HD2	2:E:510:HOH:O	2.09	0.53
1:D:28:LEU:HD13	1:D:126:VAL:HG21	1.91	0.53
1:D:381:ARG:HG3	1:D:381:ARG:O	2.08	0.53
1:D:322:HIS:CD2	1:E:474:LYS:HD3	2.42	0.53
1:C:132:LEU:HB3	1:C:134:LEU:HD13	1.90	0.53

Continued on next page...

Continued from previous page...

Atom-1	Atom-2	Interatomic distance (Å)	Clash overlap (Å)
1:F:329:HIS:HD2	1:F:379:ASP:OD2	1.91	0.53
1:B:36:ILE:HA	1:B:138:MSE:HE1	1.89	0.53
1:C:326:ARG:NH1	1:C:326:ARG:HG2	2.23	0.53
1:A:134:LEU:HD23	1:A:138:MSE:HE3	1.91	0.52
1:E:151:LEU:O	1:E:153:GLN:HG2	2.09	0.52
1:B:395:ASN:ND2	1:C:478:PHE:H	2.07	0.52
1:F:36:ILE:HG23	1:F:138:MSE:CE	2.38	0.52
1:F:352:TYR:CE2	1:F:356:LYS:HE3	2.43	0.52
1:D:367:LYS:HB3	1:E:71:THR:HG23	1.90	0.52
1:C:355:THR:O	1:C:359:SER:HB3	2.08	0.52
1:C:187:ARG:NH1	1:C:187:ARG:HG3	2.20	0.52
1:A:202:LEU:HD13	1:A:460:ILE:CD1	2.35	0.52
1:B:208:ARG:HD3	1:B:446:GLU:OE1	2.09	0.52
1:B:8:LEU:HB3	1:B:112:ILE:O	2.09	0.52
1:E:463:LEU:HD22	1:E:470:LEU:HD13	1.92	0.52
1:C:435:ILE:HD11	1:D:151:LEU:CD1	2.40	0.52
1:A:83:TYR:HA	1:A:169:SER:O	2.10	0.52
1:F:362:PRO:HD2	1:F:365:GLU:OE1	2.10	0.52
1:A:310:ARG:H	1:A:313:GLN:HE21	1.56	0.51
1:B:291:HIS:O	1:B:294:VAL:HG22	2.10	0.51
1:C:29:ARG:NH2	1:C:128:ASP:HB2	2.25	0.51
1:D:215:ARG:HG2	1:D:215:ARG:NH1	2.24	0.51
1:A:477:THR:HB	1:F:395:ASN:ND2	2.24	0.51
1:E:326:ARG:HG2	1:E:326:ARG:NH1	2.24	0.51
1:F:228:TYR:CG	1:F:265:LEU:HD13	2.46	0.51
1:E:131:GLU:CB	1:F:441:ALA:HB3	2.24	0.51
1:D:326:ARG:HG2	1:D:326:ARG:NH1	2.21	0.51
1:F:134:LEU:HD12	1:F:134:LEU:N	2.26	0.51
1:A:132:LEU:HB3	1:A:134:LEU:HD13	1.90	0.51
1:B:127:ILE:HG21	1:B:130:SER:HA	1.92	0.51
1:F:21:TYR:O	1:F:25:VAL:HG12	2.11	0.51
1:C:237:ASN:HD21	1:C:248:GLU:HB3	1.74	0.51
1:D:237:ASN:ND2	1:D:248:GLU:HB3	2.25	0.51
1:F:305:HIS:HB3	1:F:445:TYR:OH	2.11	0.51
1:D:367:LYS:HB3	1:E:71:THR:HG21	1.93	0.51
1:F:291:HIS:O	1:F:294:VAL:HG22	2.11	0.51
1:B:381:ARG:HG3	1:B:381:ARG:O	2.11	0.51
1:D:36:ILE:HG23	1:D:138:MSE:CE	2.40	0.51
1:F:310:ARG:HB2	1:F:313:GLN:HG3	1.92	0.51
1:A:9:THR:HG23	1:A:12:GLN:HE21	1.76	0.51
1:B:310:ARG:H	1:B:313:GLN:HE21	1.59	0.51

Continued on next page...

Continued from previous page...

Atom-1	Atom-2	Interatomic distance (Å)	Clash overlap (Å)
1:D:306:CYS:HB3	1:D:424:LEU:HD13	1.93	0.51
1:A:14:LEU:HD13	1:A:94:ARG:HD3	1.92	0.50
1:B:151:LEU:C	1:B:153:GLN:H	2.13	0.50
1:E:151:LEU:CD2	1:F:431:LEU:HD12	2.41	0.50
1:F:127:ILE:HD13	1:F:132:LEU:CG	2.38	0.50
1:C:335:LEU:HD21	1:C:341:ILE:HD11	1.91	0.50
1:E:357:LEU:HD13	1:E:458:ARG:NH1	2.26	0.50
1:D:132:LEU:CB	1:D:134:LEU:HD11	2.41	0.50
1:D:436:LYS:HB3	1:D:436:LYS:NZ	2.26	0.50
1:E:29:ARG:HH21	1:E:128:ASP:HB2	1.76	0.50
1:E:261:PRO:HB2	1:E:263:TRP:CZ3	2.47	0.50
1:F:430:PRO:HA	1:F:435:ILE:HG12	1.92	0.50
1:A:36:ILE:HG23	1:A:138:MSE:CE	2.41	0.50
1:A:296:ARG:HD3	1:A:484:ARG:OXT	2.11	0.50
1:A:187:ARG:HG3	1:A:187:ARG:NH1	2.24	0.50
1:C:8:LEU:HB3	1:C:112:ILE:O	2.12	0.50
1:C:32:ILE:O	1:C:36:ILE:HG13	2.11	0.50
1:E:329:HIS:HD2	1:E:379:ASP:OD2	1.94	0.50
1:F:127:ILE:O	1:F:127:ILE:HG22	2.10	0.50
1:A:311:GLU:HB3	1:A:432:HIS:NE2	2.27	0.50
1:D:395:ASN:HD22	1:E:478:PHE:HD1	1.60	0.50
1:F:187:ARG:NH1	1:F:187:ARG:HG3	2.26	0.50
1:B:132:LEU:O	1:B:134:LEU:CD1	2.60	0.50
1:E:9:THR:HG22	1:E:105:TYR:OH	2.12	0.50
1:A:51:LEU:HD13	1:A:52:PHE:CE2	2.46	0.50
1:E:36:ILE:HG23	1:E:138:MSE:CE	2.41	0.50
1:A:463:LEU:HD22	1:A:470:LEU:HD13	1.93	0.49
1:A:291:HIS:O	1:A:294:VAL:HG22	2.12	0.49
1:C:437:LEU:HD13	1:C:437:LEU:N	2.26	0.49
1:D:430:PRO:HA	1:D:435:ILE:HG12	1.94	0.49
1:E:393:ARG:HG2	1:E:393:ARG:HH11	1.77	0.49
1:A:381:ARG:HG3	1:A:381:ARG:O	2.10	0.49
1:B:54:TYR:CD2	1:B:176:ALA:HB1	2.47	0.49
1:B:326:ARG:HG2	1:B:326:ARG:NH1	2.21	0.49
1:C:427:SER:O	1:C:428:ASP:HB3	2.12	0.49
1:E:31:ALA:HB1	1:E:42:PRO:HG3	1.95	0.49
1:A:352:TYR:CE2	1:A:356:LYS:HE3	2.47	0.49
1:D:31:ALA:HB1	1:D:42:PRO:HG3	1.93	0.49
1:E:357:LEU:HD13	1:E:458:ARG:HH11	1.77	0.49
1:B:228:TYR:CD1	1:B:265:LEU:HD13	2.48	0.49
1:B:28:LEU:O	1:B:32:ILE:HG13	2.12	0.49

Continued on next page...

Continued from previous page...

Atom-1	Atom-2	Interatomic distance (Å)	Clash overlap (Å)
1:B:322:HIS:CD2	1:C:474:LYS:HD3	2.48	0.49
1:C:463:LEU:HD22	1:C:470:LEU:HD13	1.95	0.49
1:E:63:GLY:CA	1:E:80:ALA:HB2	2.43	0.49
1:B:123:TYR:O	1:B:126:VAL:HG22	2.13	0.49
1:C:21:TYR:O	1:C:25:VAL:HG12	2.12	0.49
1:E:151:LEU:HG	1:F:384:GLU:HB3	1.95	0.49
1:E:417:ARG:HA	1:E:475:LEU:HD13	1.93	0.49
1:A:173:HIS:HE1	1:A:480:GLU:OE2	1.95	0.49
1:A:21:TYR:O	1:A:25:VAL:HG12	2.12	0.48
1:C:134:LEU:HD23	1:C:138:MSE:HE3	1.96	0.48
1:C:175:ASP:OD1	1:C:175:ASP:C	2.50	0.48
1:D:310:ARG:H	1:D:313:GLN:HE21	1.59	0.48
1:A:431:LEU:HD12	1:B:151:LEU:HD23	1.95	0.48
1:C:275:LEU:C	1:C:275:LEU:HD23	2.34	0.48
1:C:296:ARG:HD3	1:C:484:ARG:OXT	2.13	0.48
1:B:356:LYS:HE2	1:B:363:GLY:O	2.13	0.48
1:B:357:LEU:HD13	1:B:458:ARG:NH1	2.27	0.48
1:C:173:HIS:HE1	1:C:480:GLU:OE2	1.95	0.48
1:A:228:TYR:CG	1:A:265:LEU:HD13	2.48	0.48
1:B:362:PRO:HD2	2:B:493:HOH:O	2.12	0.48
1:C:381:ARG:HG3	1:C:381:ARG:O	2.11	0.48
1:F:31:ALA:HB1	1:F:42:PRO:HG3	1.96	0.48
1:A:206:TYR:HB3	1:A:209:TYR:CD2	2.48	0.48
1:C:440:GLN:HG2	1:C:441:ALA:H	1.79	0.48
1:D:291:HIS:O	1:D:294:VAL:HG22	2.13	0.48
1:F:357:LEU:HD13	1:F:458:ARG:HH11	1.78	0.48
1:A:8:LEU:HB3	1:A:112:ILE:O	2.13	0.48
1:B:477:THR:HB	1:C:395:ASN:HD21	1.79	0.48
1:D:173:HIS:HE1	1:D:480:GLU:OE2	1.97	0.48
1:E:32:ILE:O	1:E:36:ILE:HG13	2.14	0.48
1:C:291:HIS:O	1:C:294:VAL:HG22	2.14	0.48
1:B:474:LYS:HD3	1:C:322:HIS:HD2	1.79	0.48
1:B:346:GLU:H	1:B:346:GLU:CD	2.17	0.48
1:D:311:GLU:HB3	1:D:432:HIS:NE2	2.29	0.48
1:F:9:THR:HG23	1:F:12:GLN:NE2	2.28	0.48
1:B:216:TRP:O	1:B:220:GLN:HG2	2.14	0.47
1:F:89:ARG:N	1:F:90:PRO:HD3	2.29	0.47
1:A:305:HIS:HB2	1:A:427:SER:HB3	1.96	0.47
1:B:463:LEU:HD22	1:B:470:LEU:HD13	1.95	0.47
1:C:123:TYR:O	1:C:126:VAL:HG22	2.14	0.47
1:D:9:THR:HG22	1:D:105:TYR:OH	2.14	0.47

Continued on next page...

Continued from previous page...

Atom-1	Atom-2	Interatomic distance (Å)	Clash overlap (Å)
1:D:134:LEU:HD12	1:D:134:LEU:N	2.30	0.47
1:E:427:SER:O	1:E:428:ASP:HB3	2.15	0.47
1:A:260:MSE:HG2	1:A:278:ILE:HA	1.96	0.47
1:A:53:VAL:HG11	1:A:117:SER:O	2.15	0.47
1:B:190:THR:HG22	1:B:192:THR:CB	2.33	0.47
1:C:346:GLU:H	1:C:346:GLU:CD	2.18	0.47
1:C:63:GLY:CA	1:C:80:ALA:HB2	2.44	0.47
1:E:260:MSE:HG2	1:E:278:ILE:HA	1.95	0.47
1:E:393:ARG:HG2	1:E:393:ARG:NH1	2.29	0.47
1:F:335:LEU:HD21	1:F:341:ILE:HD11	1.96	0.47
1:E:28:LEU:HD13	1:E:126:VAL:HG21	1.96	0.47
1:C:134:LEU:HD12	1:C:134:LEU:N	2.30	0.47
1:F:190:THR:HG23	1:F:262:ALA:CB	2.39	0.47
1:C:136:ARG:HG3	1:D:444:PHE:CZ	2.49	0.47
1:F:175:ASP:O	1:F:179:VAL:HG23	2.13	0.47
1:C:55:PRO:HD2	1:C:87:ILE:O	2.14	0.47
1:D:417:ARG:HA	1:D:475:LEU:HD13	1.96	0.47
1:A:369:ARG:HH11	1:A:369:ARG:HG2	1.80	0.47
1:C:136:ARG:NH2	1:D:444:PHE:HB3	2.29	0.47
1:C:206:TYR:HB3	1:C:209:TYR:CD2	2.50	0.47
1:D:352:TYR:CE2	1:D:356:LYS:HE3	2.48	0.47
1:B:355:THR:O	1:B:359:SER:HB3	2.14	0.47
1:B:54:TYR:CE2	1:B:176:ALA:HB1	2.50	0.47
1:C:9:THR:HG23	1:C:12:GLN:NE2	2.28	0.47
1:A:431:LEU:HD12	1:B:151:LEU:CD2	2.45	0.47
1:B:305:HIS:HB2	1:B:427:SER:HB3	1.97	0.47
1:C:9:THR:HG22	1:C:105:TYR:OH	2.15	0.47
1:C:123:TYR:CG	1:C:124:PRO:HD3	2.50	0.47
1:E:356:LYS:HE2	1:E:363:GLY:H	1.79	0.47
1:B:127:ILE:O	1:B:127:ILE:HG22	2.14	0.46
1:B:430:PRO:HA	1:B:435:ILE:HG12	1.97	0.46
1:D:296:ARG:HD3	1:D:484:ARG:OXT	2.15	0.46
1:E:9:THR:HG23	1:E:12:GLN:NE2	2.29	0.46
1:E:361:ARG:N	1:E:362:PRO:HD3	2.30	0.46
1:E:364:GLU:H	1:E:364:GLU:CD	2.18	0.46
1:F:206:TYR:HB3	1:F:209:TYR:CD2	2.51	0.46
1:A:134:LEU:HD12	1:A:134:LEU:N	2.30	0.46
1:A:29:ARG:NH2	1:A:128:ASP:HB2	2.31	0.46
1:A:357:LEU:HD13	1:A:458:ARG:NH1	2.31	0.46
1:B:151:LEU:O	1:B:153:GLN:HG2	2.15	0.46
1:B:261:PRO:HB2	1:B:263:TRP:CZ3	2.50	0.46

Continued on next page...

Continued from previous page...

Atom-1	Atom-2	Interatomic distance (Å)	Clash overlap (Å)
1:F:190:THR:HG22	1:F:192:THR:CB	2.30	0.46
1:A:123:TYR:CG	1:A:124:PRO:HD3	2.50	0.46
1:F:463:LEU:HD22	1:F:470:LEU:HD13	1.97	0.46
1:A:190:THR:HG22	1:A:192:THR:N	2.30	0.46
1:B:275:LEU:HD23	1:B:275:LEU:C	2.36	0.46
1:C:361:ARG:HB3	1:C:365:GLU:HB2	1.97	0.46
1:C:396:LEU:HA	1:C:396:LEU:HD12	1.78	0.46
1:E:259:GLN:OE1	1:F:280:VAL:HG11	2.16	0.46
1:F:8:LEU:HB3	1:F:112:ILE:O	2.16	0.46
1:D:361:ARG:HH11	1:D:361:ARG:HG3	1.81	0.46
1:C:136:ARG:HH22	1:D:444:PHE:HB3	1.80	0.46
1:A:9:THR:HG22	1:A:105:TYR:OH	2.16	0.46
1:A:61:TRP:CE2	1:A:108:TYR:HD2	2.34	0.46
1:E:77:PHE:CE2	1:E:104:LEU:HD22	2.50	0.46
1:A:31:ALA:HB1	1:A:42:PRO:HG3	1.98	0.46
1:A:476:ARG:O	1:F:398:ARG:HD2	2.15	0.46
1:D:91:THR:HB	2:D:493:HOH:O	2.16	0.46
1:E:215:ARG:HG2	1:E:215:ARG:NH1	2.29	0.46
1:A:206:TYR:HB3	1:A:209:TYR:HD2	1.80	0.46
1:D:206:TYR:HB3	1:D:209:TYR:CD2	2.51	0.46
1:D:36:ILE:HA	1:D:138:MSE:HE1	1.97	0.46
1:F:357:LEU:HD13	1:F:458:ARG:NH1	2.30	0.46
1:B:31:ALA:HB1	1:B:42:PRO:HG3	1.98	0.46
1:F:134:LEU:HB3	1:F:138:MSE:CB	2.46	0.46
1:A:336:PRO:HA	1:A:337:PRO:HD3	1.81	0.45
1:B:260:MSE:HG2	1:B:278:ILE:HA	1.98	0.45
1:B:357:LEU:HD13	1:B:458:ARG:HH11	1.81	0.45
1:C:89:ARG:N	1:C:90:PRO:HD3	2.31	0.45
1:B:105:TYR:O	1:B:109:GLY:HA2	2.17	0.45
1:C:142:LEU:HD23	1:C:146:PHE:CD2	2.52	0.45
1:C:444:PHE:CZ	1:D:136:ARG:HG3	2.51	0.45
1:E:310:ARG:HB2	1:E:313:GLN:HG3	1.98	0.45
1:E:105:TYR:O	1:E:109:GLY:HA2	2.15	0.45
1:E:190:THR:HG22	1:E:192:THR:CB	2.34	0.45
1:F:9:THR:HG22	1:F:105:TYR:OH	2.16	0.45
1:F:427:SER:O	1:F:428:ASP:HB3	2.15	0.45
1:C:357:LEU:HD13	1:C:458:ARG:NH1	2.32	0.45
1:C:14:LEU:HD13	1:C:94:ARG:HD3	1.98	0.45
1:C:206:TYR:HB3	1:C:209:TYR:HD2	1.81	0.45
1:C:31:ALA:HB1	1:C:42:PRO:HG3	1.98	0.45
1:C:357:LEU:HD13	1:C:458:ARG:HH11	1.81	0.45

Continued on next page...

Continued from previous page...

Atom-1	Atom-2	Interatomic distance (Å)	Clash overlap (Å)
1:D:71:THR:HG23	1:E:367:LYS:HB3	1.99	0.45
1:B:222:LEU:O	1:B:224:PRO:HD3	2.17	0.45
1:C:390:SER:HB3	1:C:394:PHE:CE1	2.52	0.45
1:B:63:GLY:CA	1:B:80:ALA:HB2	2.47	0.45
1:C:305:HIS:HB2	1:C:427:SER:HB3	1.98	0.45
1:E:237:ASN:ND2	1:E:248:GLU:HB3	2.32	0.45
1:A:443:ARG:HE	1:B:133:THR:HB	1.81	0.45
1:F:105:TYR:O	1:F:109:GLY:HA2	2.17	0.45
1:A:261:PRO:HB2	1:A:263:TRP:CZ3	2.52	0.45
1:B:417:ARG:HA	1:B:475:LEU:HD13	1.99	0.45
1:E:215:ARG:HH11	1:E:215:ARG:HG2	1.81	0.45
1:B:398:ARG:HD3	1:C:477:THR:HG22	1.98	0.44
1:D:123:TYR:O	1:D:126:VAL:HG22	2.17	0.44
1:D:134:LEU:HB3	1:D:138:MSE:HB2	1.98	0.44
1:D:265:LEU:HA	1:D:265:LEU:HD23	1.82	0.44
1:F:237:ASN:HD21	1:F:248:GLU:CB	2.30	0.44
1:F:306:CYS:HB3	1:F:424:LEU:HD13	1.99	0.44
1:E:450:SER:HB3	2:E:507:HOH:O	2.17	0.44
1:A:134:LEU:HB3	1:A:138:MSE:HB2	1.99	0.44
1:A:364:GLU:O	1:A:364:GLU:HG2	2.17	0.44
1:E:53:VAL:HG11	1:E:117:SER:O	2.18	0.44
1:F:206:TYR:HB3	1:F:209:TYR:HD2	1.82	0.44
1:E:306:CYS:HB3	1:E:424:LEU:HD13	1.99	0.44
1:E:296:ARG:HD3	1:E:484:ARG:OXT	2.18	0.44
1:F:417:ARG:HA	1:F:475:LEU:HD13	1.99	0.44
1:B:127:ILE:HG22	1:B:130:SER:HA	1.99	0.44
1:B:428:ASP:HB3	1:B:436:LYS:HB2	2.00	0.44
1:D:105:TYR:O	1:D:109:GLY:HA2	2.17	0.44
1:F:381:ARG:O	1:F:381:ARG:HG3	2.18	0.44
1:A:361:ARG:O	1:A:366:VAL:HG13	2.17	0.44
1:A:440:GLN:NE2	1:A:441:ALA:H	2.16	0.44
1:D:261:PRO:HB2	1:D:263:TRP:CZ3	2.53	0.44
1:F:237:ASN:ND2	1:F:248:GLU:HB3	2.32	0.44
1:F:261:PRO:HB2	1:F:263:TRP:CZ3	2.52	0.44
1:F:363:GLY:O	1:F:364:GLU:HB3	2.18	0.44
1:A:134:LEU:CD2	1:A:138:MSE:HE3	2.48	0.44
1:B:9:THR:HG23	1:B:12:GLN:NE2	2.32	0.44
1:D:365:GLU:OE1	1:D:365:GLU:HA	2.18	0.44
1:A:63:GLY:CA	1:A:80:ALA:HB2	2.48	0.44
1:C:105:TYR:O	1:C:109:GLY:HA2	2.17	0.44
1:C:252:ASP:OD1	1:D:253:LEU:HD13	2.17	0.44

Continued on next page...

Continued from previous page...

Atom-1	Atom-2	Interatomic distance (Å)	Clash overlap (Å)
1:D:9:THR:HG23	1:D:12:GLN:NE2	2.31	0.44
1:F:134:LEU:HD23	1:F:138:MSE:HE3	2.00	0.44
1:A:190:THR:HG22	1:A:192:THR:CB	2.34	0.44
1:B:122:PRO:HA	1:B:147:PRO:O	2.18	0.44
1:C:228:TYR:HB3	1:C:265:LEU:HD22	1.98	0.44
1:C:261:PRO:HB2	1:C:263:TRP:CZ3	2.53	0.44
1:C:61:TRP:CE2	1:C:108:TYR:HD2	2.35	0.44
1:D:134:LEU:HB3	1:D:138:MSE:CB	2.48	0.44
1:E:55:PRO:HD2	1:E:87:ILE:O	2.18	0.44
1:A:296:ARG:N	1:A:297:PRO:HD3	2.33	0.43
1:B:264:HIS:CE1	1:B:274:THR:HG23	2.52	0.43
1:D:474:LYS:HD3	1:E:322:HIS:HD2	1.83	0.43
1:A:216:TRP:O	1:A:220:GLN:HG2	2.18	0.43
1:A:237:ASN:ND2	1:A:248:GLU:HB3	2.33	0.43
1:E:134:LEU:HD23	1:E:138:MSE:HE3	1.99	0.43
1:C:364:GLU:CD	1:C:364:GLU:H	2.22	0.43
1:E:443:ARG:HB2	1:F:133:THR:CG2	2.48	0.43
1:F:275:LEU:HD23	1:F:275:LEU:C	2.38	0.43
1:B:123:TYR:CG	1:B:124:PRO:HD3	2.54	0.43
1:D:216:TRP:O	1:D:220:GLN:HG2	2.19	0.43
1:A:395:ASN:HD22	1:F:478:PHE:HD1	1.67	0.43
1:A:440:GLN:HA	1:A:440:GLN:NE2	2.33	0.43
1:A:54:TYR:CD2	1:A:176:ALA:HB1	2.54	0.43
1:C:437:LEU:HD21	1:C:440:GLN:OE1	2.18	0.43
1:D:127:ILE:HG22	1:D:127:ILE:O	2.17	0.43
1:D:296:ARG:N	1:D:297:PRO:HD3	2.33	0.43
1:A:478:PHE:HD1	1:F:395:ASN:HD22	1.66	0.43
1:F:9:THR:HB	1:F:10:PRO:HD2	1.99	0.43
1:C:296:ARG:N	1:C:297:PRO:HD3	2.32	0.43
1:D:309:LEU:N	1:D:313:GLN:HE22	2.17	0.43
1:E:36:ILE:HA	1:E:138:MSE:HE1	1.99	0.43
1:A:395:ASN:HA	1:A:395:ASN:HD22	1.69	0.43
1:B:127:ILE:HG22	1:B:130:SER:CA	2.48	0.43
1:C:215:ARG:HG2	1:C:215:ARG:NH1	2.34	0.43
1:C:77:PHE:CE2	1:C:104:LEU:HD22	2.54	0.43
1:D:333:ALA:HB3	2:D:523:HOH:O	2.18	0.43
1:A:266:ILE:HG22	1:A:267:THR:N	2.32	0.43
1:A:346:GLU:CD	1:A:346:GLU:H	2.22	0.43
1:D:357:LEU:HD13	1:D:458:ARG:NH1	2.33	0.43
1:E:132:LEU:HB3	1:E:134:LEU:HD13	2.00	0.43
1:F:128:ASP:O	1:F:129:GLY:O	2.37	0.43

Continued on next page...

Continued from previous page...

Atom-1	Atom-2	Interatomic distance (Å)	Clash overlap (Å)
1:F:215:ARG:NH1	1:F:215:ARG:HG2	2.34	0.43
1:A:351:LEU:HG	1:A:423:LEU:HB2	2.01	0.43
1:B:53:VAL:HG11	1:B:117:SER:O	2.19	0.43
1:E:336:PRO:HA	1:E:337:PRO:HD3	1.82	0.43
1:B:54:TYR:CE1	1:B:121:ILE:HA	2.54	0.43
1:D:123:TYR:CG	1:D:124:PRO:HD3	2.54	0.43
1:E:136:ARG:NH2	1:F:444:PHE:HB3	2.34	0.43
1:E:134:LEU:CD2	1:E:138:MSE:HE3	2.49	0.43
1:E:361:ARG:HB3	1:E:365:GLU:CB	2.38	0.43
1:B:212:GLU:HG2	1:B:450:SER:HA	2.00	0.42
1:C:9:THR:HB	1:C:10:PRO:HD2	2.01	0.42
1:D:63:GLY:CA	1:D:80:ALA:HB2	2.48	0.42
1:E:237:ASN:HD21	1:E:248:GLU:CB	2.31	0.42
1:A:437:LEU:HD12	1:A:437:LEU:N	2.34	0.42
1:B:266:ILE:HG22	1:B:267:THR:N	2.33	0.42
1:B:68:PRO:HA	1:B:69:PRO:HD3	1.97	0.42
1:D:206:TYR:HB3	1:D:209:TYR:HD2	1.84	0.42
1:D:344:ILE:O	1:D:348:GLN:HG2	2.19	0.42
1:F:216:TRP:O	1:F:220:GLN:HG2	2.19	0.42
1:F:288:ILE:HD12	1:F:288:ILE:HA	1.88	0.42
1:B:280:VAL:HA	1:B:405:GLU:OE2	2.20	0.42
1:C:16:LYS:HD3	1:C:114:VAL:HB	2.01	0.42
1:C:395:ASN:HA	1:C:395:ASN:HD22	1.68	0.42
1:F:266:ILE:HG22	1:F:267:THR:N	2.33	0.42
1:E:259:GLN:HE22	1:F:381:ARG:HH12	1.67	0.42
1:A:134:LEU:HB3	1:A:138:MSE:CB	2.49	0.42
1:A:357:LEU:HD13	1:A:458:ARG:HH11	1.85	0.42
1:A:310:ARG:HB2	1:A:313:GLN:HG3	2.01	0.42
1:C:120:GLU:OE1	1:C:147:PRO:HG3	2.18	0.42
1:C:132:LEU:HB3	1:C:134:LEU:CD1	2.48	0.42
1:C:260:MSE:HG2	1:C:278:ILE:HA	2.02	0.42
1:C:265:LEU:HA	1:C:265:LEU:HD23	1.71	0.42
1:D:280:VAL:HA	1:D:405:GLU:OE2	2.18	0.42
1:D:8:LEU:HB3	1:D:112:ILE:O	2.20	0.42
1:E:134:LEU:HD12	1:E:134:LEU:H	1.84	0.42
1:E:206:TYR:HB3	1:E:209:TYR:CD2	2.55	0.42
1:E:309:LEU:N	1:E:313:GLN:HE22	2.17	0.42
1:F:346:GLU:CD	1:F:346:GLU:H	2.22	0.42
1:F:29:ARG:HH21	1:F:128:ASP:HB2	1.83	0.42
1:E:151:LEU:HD11	1:F:435:ILE:HD11	2.01	0.42
1:C:134:LEU:CD2	1:C:138:MSE:HE3	2.50	0.42

Continued on next page...

Continued from previous page...

Atom-1	Atom-2	Interatomic distance (Å)	Clash overlap (Å)
1:C:310:ARG:HB2	1:C:313:GLN:HG3	2.01	0.42
1:D:396:LEU:HD12	1:D:396:LEU:HA	1.90	0.42
1:E:296:ARG:N	1:E:297:PRO:HD3	2.35	0.42
1:F:134:LEU:CD1	1:F:134:LEU:N	2.83	0.42
1:A:216:TRP:HZ3	1:A:265:LEU:HD12	1.84	0.42
1:C:96:TYR:OH	1:C:483:PHE:HB3	2.20	0.42
1:E:265:LEU:HD23	1:E:265:LEU:HA	1.75	0.42
1:E:310:ARG:O	1:E:429:LYS:NZ	2.45	0.42
1:F:351:LEU:HG	1:F:423:LEU:HB2	2.02	0.42
1:B:16:LYS:HD3	1:B:114:VAL:HB	2.01	0.42
1:B:32:ILE:O	1:B:36:ILE:HG13	2.19	0.42
1:C:47:ARG:HA	1:C:51:LEU:HB2	2.02	0.42
1:D:260:MSE:HG2	1:D:278:ILE:HA	2.02	0.42
1:C:188:HIS:CE1	1:D:438:PRO:O	2.73	0.42
1:A:55:PRO:HD2	1:A:87:ILE:O	2.20	0.41
1:B:9:THR:HG22	1:B:105:TYR:OH	2.19	0.41
1:B:296:ARG:N	1:B:297:PRO:HD3	2.34	0.41
1:B:359:SER:HA	1:B:451:GLU:OE1	2.20	0.41
1:C:122:PRO:HA	1:C:147:PRO:O	2.19	0.41
1:F:286:LYS:HD2	1:F:330:VAL:HG22	2.01	0.41
1:F:480:GLU:HA	1:F:481:PRO:HD3	1.95	0.41
1:B:351:LEU:HA	1:B:351:LEU:HD12	1.94	0.41
1:C:190:THR:HG21	1:C:192:THR:HB	1.94	0.41
1:C:435:ILE:C	1:C:436:LYS:HG3	2.40	0.41
1:D:305:HIS:HB3	1:D:445:TYR:OH	2.19	0.41
1:D:481:PRO:HA	1:D:482:PRO:HD3	1.92	0.41
1:A:326:ARG:NH1	1:A:326:ARG:CG	2.77	0.41
1:E:395:ASN:HA	1:E:395:ASN:HD22	1.72	0.41
1:F:56:SER:HB3	1:F:115:GLN:O	2.20	0.41
1:F:123:TYR:O	1:F:126:VAL:HG22	2.20	0.41
1:F:51:LEU:HD13	1:F:52:PHE:CE2	2.55	0.41
1:A:123:TYR:O	1:A:126:VAL:HG22	2.21	0.41
1:D:237:ASN:HD21	1:D:248:GLU:CB	2.30	0.41
1:D:356:LYS:O	1:D:360:GLY:N	2.50	0.41
1:E:178:ARG:NH2	1:E:290:ASP:O	2.53	0.41
1:D:398:ARG:HD3	1:E:477:THR:HG22	2.01	0.41
1:F:134:LEU:HB3	1:F:138:MSE:HB2	2.03	0.41
1:C:435:ILE:O	1:C:436:LYS:HG3	2.21	0.41
1:E:134:LEU:HB3	1:E:138:MSE:CB	2.51	0.41
1:E:309:LEU:H	1:E:313:GLN:HE22	1.69	0.41
1:F:63:GLY:CA	1:F:80:ALA:HB2	2.50	0.41

Continued on next page...

Continued from previous page...

Atom-1	Atom-2	Interatomic distance (Å)	Clash overlap (Å)
1:A:259:GLN:OE1	1:B:280:VAL:HG11	2.20	0.41
1:B:228:TYR:HB3	1:B:265:LEU:HD22	2.03	0.41
1:D:9:THR:HB	1:D:10:PRO:HD2	2.03	0.41
1:F:280:VAL:HA	1:F:405:GLU:OE2	2.20	0.41
1:F:310:ARG:N	1:F:313:GLN:HE21	2.01	0.41
1:A:105:TYR:O	1:A:109:GLY:HA2	2.20	0.41
1:B:29:ARG:NH2	1:B:128:ASP:HB2	2.36	0.41
1:C:134:LEU:N	1:C:134:LEU:CD1	2.83	0.41
1:C:351:LEU:HG	1:C:423:LEU:HB2	2.03	0.41
1:D:347:VAL:HG12	1:D:351:LEU:HD22	2.03	0.41
1:A:68:PRO:HA	1:A:69:PRO:HD3	1.99	0.41
1:D:369:ARG:HG2	1:D:369:ARG:HH11	1.85	0.41
1:D:480:GLU:HA	1:D:481:PRO:HD3	1.96	0.41
1:E:16:LYS:HD3	1:E:114:VAL:HB	2.02	0.41
1:E:192:THR:HA	1:E:193:PRO:HD3	1.90	0.41
1:E:56:SER:HB3	1:E:115:GLN:O	2.20	0.41
1:F:355:THR:O	1:F:359:SER:HB3	2.21	0.41
1:A:201:VAL:HG12	1:A:202:LEU:N	2.36	0.41
1:A:305:HIS:HB3	1:A:445:TYR:OH	2.21	0.41
1:B:72:ARG:HG2	1:B:74:PHE:O	2.21	0.41
1:D:336:PRO:HA	1:D:337:PRO:HD3	1.83	0.41
1:E:226:SER:HA	1:E:227:PRO:HD3	1.85	0.41
1:F:296:ARG:N	1:F:297:PRO:HD3	2.35	0.41
1:A:211:ASP:HA	1:A:250:ILE:CD1	2.51	0.41
1:B:309:LEU:N	1:B:313:GLN:HE22	2.19	0.41
1:B:423:LEU:HD22	1:B:455:ILE:HG21	2.02	0.41
1:C:215:ARG:HH11	1:C:215:ARG:HG2	1.86	0.41
1:C:228:TYR:CG	1:C:265:LEU:HD13	2.55	0.41
1:D:427:SER:O	1:D:428:ASP:HB3	2.21	0.41
1:D:478:PHE:HD1	1:E:395:ASN:HD22	1.68	0.41
1:F:173:HIS:HE1	1:F:480:GLU:OE2	2.04	0.41
1:A:474:LYS:HD3	1:F:322:HIS:HD2	1.86	0.41
1:A:322:HIS:HD2	1:F:474:LYS:HD3	1.86	0.41
1:A:190:THR:HG23	1:A:192:THR:HB	1.90	0.41
1:A:265:LEU:HA	1:A:265:LEU:HD23	1.87	0.41
1:C:305:HIS:HB3	1:C:445:TYR:OH	2.21	0.41
1:D:61:TRP:CE2	1:D:108:TYR:HD2	2.39	0.41
1:D:61:TRP:CE3	1:D:63:GLY:HA2	2.56	0.41
1:E:444:PHE:HD2	1:F:136:ARG:NH2	2.19	0.41
1:F:16:LYS:HD3	1:F:114:VAL:HB	2.03	0.41
1:F:264:HIS:CE1	1:F:274:THR:HG23	2.56	0.41

Continued on next page...

Continued from previous page...

Atom-1	Atom-2	Interatomic distance (Å)	Clash overlap (Å)
1:A:228:TYR:HB3	1:A:265:LEU:HD22	2.01	0.40
1:B:206:TYR:HB3	1:B:209:TYR:CD2	2.56	0.40
1:B:427:SER:O	1:B:428:ASP:HB3	2.21	0.40
1:C:169:SER:HA	1:C:170:PRO:HD3	1.79	0.40
1:C:481:PRO:HA	1:C:482:PRO:HD3	1.92	0.40
1:D:436:LYS:HZ1	1:D:436:LYS:HB3	1.86	0.40
1:D:89:ARG:N	1:D:90:PRO:HD3	2.36	0.40
1:F:168:PHE:HD1	1:F:168:PHE:O	2.04	0.40
1:B:134:LEU:N	1:B:134:LEU:HD12	2.36	0.40
1:B:175:ASP:O	1:B:179:VAL:HG23	2.21	0.40
1:B:215:ARG:NH1	1:B:215:ARG:HG2	2.36	0.40
1:B:395:ASN:HD21	1:C:478:PHE:H	1.68	0.40
1:E:423:LEU:HD22	1:E:455:ILE:HG21	2.02	0.40
1:A:192:THR:HA	1:A:193:PRO:HD3	1.90	0.40
1:B:395:ASN:HD22	1:B:395:ASN:HA	1.72	0.40
1:B:89:ARG:N	1:B:90:PRO:HD3	2.37	0.40
1:E:444:PHE:CD2	1:F:136:ARG:NH2	2.89	0.40
1:F:212:GLU:HG2	1:F:450:SER:HA	2.04	0.40
1:A:344:ILE:O	1:A:348:GLN:HG2	2.22	0.40
1:B:281:GLY:HA2	1:B:282:PRO:HD3	1.97	0.40
1:B:310:ARG:HB2	1:B:313:GLN:HG3	2.03	0.40
1:B:336:PRO:HA	1:B:337:PRO:HD3	1.85	0.40
1:C:53:VAL:HG11	1:C:117:SER:O	2.21	0.40
1:C:226:SER:HA	1:C:227:PRO:HD3	1.85	0.40
1:B:478:PHE:CD1	1:C:395:ASN:ND2	2.86	0.40
1:E:266:ILE:HG22	1:E:267:THR:N	2.36	0.40
1:E:435:ILE:HD11	1:F:151:LEU:CD1	2.44	0.40

There are no symmetry-related clashes.

5.3 Torsion angles [i](#)

5.3.1 Protein backbone [i](#)

In the following table, the Percentiles column shows the percent Ramachandran outliers of the chain as a percentile score with respect to all X-ray entries followed by that with respect to entries of similar resolution.

The Analysed column shows the number of residues for which the backbone conformation was analysed, and the total number of residues.

Mol	Chain	Analysed	Favoured	Allowed	Outliers	Percentiles	
1	A	459/484 (95%)	426 (93%)	28 (6%)	5 (1%)	14	34
1	B	459/484 (95%)	428 (93%)	28 (6%)	3 (1%)	22	46
1	C	459/484 (95%)	426 (93%)	30 (6%)	3 (1%)	22	46
1	D	459/484 (95%)	432 (94%)	23 (5%)	4 (1%)	17	40
1	E	459/484 (95%)	434 (95%)	21 (5%)	4 (1%)	17	40
1	F	459/484 (95%)	424 (92%)	30 (6%)	5 (1%)	14	34
All	All	2754/2904 (95%)	2570 (93%)	160 (6%)	24 (1%)	17	40

All (24) Ramachandran outliers are listed below:

Mol	Chain	Res	Type
1	A	66	THR
1	B	66	THR
1	C	66	THR
1	D	66	THR
1	E	66	THR
1	F	66	THR
1	F	362	PRO
1	A	129	GLY
1	C	129	GLY
1	D	130	SER
1	E	129	GLY
1	F	129	GLY
1	F	364	GLU
1	A	131	GLU
1	A	441	ALA
1	F	406	SER
1	B	406	SER
1	D	152	ALA
1	E	152	ALA
1	C	406	SER
1	A	406	SER
1	B	152	ALA
1	D	406	SER
1	E	438	PRO

5.3.2 Protein sidechains [i](#)

In the following table, the Percentiles column shows the percent sidechain outliers of the chain as a percentile score with respect to all X-ray entries followed by that with respect to entries of similar resolution.

The Analysed column shows the number of residues for which the sidechain conformation was analysed, and the total number of residues.

Mol	Chain	Analysed	Rotameric	Outliers	Percentiles	
1	A	391/403 (97%)	365 (93%)	26 (7%)	16	38
1	B	391/403 (97%)	375 (96%)	16 (4%)	30	59
1	C	391/403 (97%)	368 (94%)	23 (6%)	19	43
1	D	391/403 (97%)	371 (95%)	20 (5%)	24	50
1	E	391/403 (97%)	370 (95%)	21 (5%)	22	47
1	F	391/403 (97%)	369 (94%)	22 (6%)	21	45
All	All	2346/2418 (97%)	2218 (94%)	128 (6%)	21	46

All (128) residues with a non-rotameric sidechain are listed below:

Mol	Chain	Res	Type
1	A	18	ASP
1	A	25	VAL
1	A	28	LEU
1	A	51	LEU
1	A	150	GLU
1	A	151	LEU
1	A	153	GLN
1	A	168	PHE
1	A	190	THR
1	A	202	LEU
1	A	210	VAL
1	A	222	LEU
1	A	248	GLU
1	A	265	LEU
1	A	300	TRP
1	A	301	LEU
1	A	322	HIS
1	A	351	LEU
1	A	364	GLU
1	A	381	ARG
1	A	395	ASN
1	A	396	LEU
1	A	431	LEU
1	A	437	LEU
1	A	440	GLN
1	A	469	ARG
1	B	18	ASP

Continued on next page...

Continued from previous page...

Mol	Chain	Res	Type
1	B	25	VAL
1	B	28	LEU
1	B	51	LEU
1	B	202	LEU
1	B	210	VAL
1	B	222	LEU
1	B	248	GLU
1	B	265	LEU
1	B	300	TRP
1	B	301	LEU
1	B	322	HIS
1	B	351	LEU
1	B	364	GLU
1	B	396	LEU
1	B	469	ARG
1	C	18	ASP
1	C	25	VAL
1	C	28	LEU
1	C	51	LEU
1	C	133	THR
1	C	151	LEU
1	C	153	GLN
1	C	168	PHE
1	C	202	LEU
1	C	210	VAL
1	C	222	LEU
1	C	248	GLU
1	C	265	LEU
1	C	301	LEU
1	C	322	HIS
1	C	351	LEU
1	C	364	GLU
1	C	381	ARG
1	C	395	ASN
1	C	400	VAL
1	C	437	LEU
1	C	468	ASP
1	C	469	ARG
1	D	18	ASP
1	D	25	VAL
1	D	28	LEU
1	D	51	LEU

Continued on next page...

Continued from previous page...

Mol	Chain	Res	Type
1	D	168	PHE
1	D	169	SER
1	D	202	LEU
1	D	210	VAL
1	D	222	LEU
1	D	248	GLU
1	D	265	LEU
1	D	300	TRP
1	D	301	LEU
1	D	322	HIS
1	D	351	LEU
1	D	381	ARG
1	D	400	VAL
1	D	436	LYS
1	D	443	ARG
1	D	469	ARG
1	E	18	ASP
1	E	25	VAL
1	E	28	LEU
1	E	51	LEU
1	E	133	THR
1	E	151	LEU
1	E	202	LEU
1	E	210	VAL
1	E	222	LEU
1	E	248	GLU
1	E	265	LEU
1	E	300	TRP
1	E	301	LEU
1	E	322	HIS
1	E	351	LEU
1	E	364	GLU
1	E	381	ARG
1	E	395	ASN
1	E	431	LEU
1	E	468	ASP
1	E	469	ARG
1	F	18	ASP
1	F	25	VAL
1	F	28	LEU
1	F	51	LEU
1	F	149	THR

Continued on next page...

Continued from previous page...

Mol	Chain	Res	Type
1	F	202	LEU
1	F	210	VAL
1	F	222	LEU
1	F	248	GLU
1	F	265	LEU
1	F	300	TRP
1	F	301	LEU
1	F	322	HIS
1	F	351	LEU
1	F	361	ARG
1	F	364	GLU
1	F	381	ARG
1	F	395	ASN
1	F	400	VAL
1	F	443	ARG
1	F	468	ASP
1	F	469	ARG

Some sidechains can be flipped to improve hydrogen bonding and reduce clashes. All (58) such sidechains are listed below:

Mol	Chain	Res	Type
1	A	12	GLN
1	A	173	HIS
1	A	220	GLN
1	A	237	ASN
1	A	284	ASN
1	A	313	GLN
1	A	329	HIS
1	A	395	ASN
1	A	440	GLN
1	B	12	GLN
1	B	173	HIS
1	B	237	ASN
1	B	284	ASN
1	B	305	HIS
1	B	313	GLN
1	B	322	HIS
1	B	329	HIS
1	B	395	ASN
1	B	440	GLN
1	C	12	GLN
1	C	173	HIS

Continued on next page...

Continued from previous page...

Mol	Chain	Res	Type
1	C	188	HIS
1	C	220	GLN
1	C	237	ASN
1	C	277	ASN
1	C	284	ASN
1	C	313	GLN
1	C	322	HIS
1	C	329	HIS
1	C	395	ASN
1	D	12	GLN
1	D	173	HIS
1	D	220	GLN
1	D	237	ASN
1	D	284	ASN
1	D	313	GLN
1	D	322	HIS
1	D	329	HIS
1	D	348	GLN
1	D	395	ASN
1	E	12	GLN
1	E	173	HIS
1	E	188	HIS
1	E	220	GLN
1	E	237	ASN
1	E	284	ASN
1	E	313	GLN
1	E	322	HIS
1	E	329	HIS
1	E	348	GLN
1	E	395	ASN
1	F	12	GLN
1	F	173	HIS
1	F	237	ASN
1	F	284	ASN
1	F	313	GLN
1	F	329	HIS
1	F	395	ASN

5.3.3 RNA [i](#)

There are no RNA molecules in this entry.

5.4 Non-standard residues in protein, DNA, RNA chains [i](#)

There are no non-standard protein/DNA/RNA residues in this entry.

5.5 Carbohydrates [i](#)

There are no carbohydrates in this entry.

5.6 Ligand geometry [i](#)

There are no ligands in this entry.

5.7 Other polymers [i](#)

There are no such residues in this entry.

5.8 Polymer linkage issues [i](#)

There are no chain breaks in this entry.

6 Fit of model and data

6.1 Protein, DNA and RNA chains

EDS was not executed - this section is therefore empty.

6.2 Non-standard residues in protein, DNA, RNA chains

EDS was not executed - this section is therefore empty.

6.3 Carbohydrates

EDS was not executed - this section is therefore empty.

6.4 Ligands

EDS was not executed - this section is therefore empty.

6.5 Other polymers

EDS was not executed - this section is therefore empty.