



Full wwPDB X-ray Structure Validation Report ⓘ

May 13, 2020 – 03:33 am BST

PDB ID : 1SLQ
Title : Crystal structure of the trimeric state of the rhesus rotavirus VP4 membrane interaction domain, VP5CT
Authors : Dormitzer, P.R.; Nason, E.B.; Prasad, B.V.V.; Harrison, S.C.
Deposited on : 2004-03-06
Resolution : 3.20 Å(reported)

This is a Full wwPDB X-ray Structure Validation Report for a publicly released PDB entry.

We welcome your comments at validation@mail.wwpdb.org

A user guide is available at

<https://www.wwpdb.org/validation/2017/XrayValidationReportHelp>

with specific help available everywhere you see the ⓘ symbol.

The following versions of software and data (see [references ⓘ](#)) were used in the production of this report:

MolProbity : 4.02b-467
Xtriage (Phenix) : 1.13
EDS : 2.11
Percentile statistics : 20191225.v01 (using entries in the PDB archive December 25th 2019)
Refmac : 5.8.0158
CCP4 : 7.0.044 (Gargrove)
Ideal geometry (proteins) : Engh & Huber (2001)
Ideal geometry (DNA, RNA) : Parkinson et al. (1996)
Validation Pipeline (wwPDB-VP) : 2.11

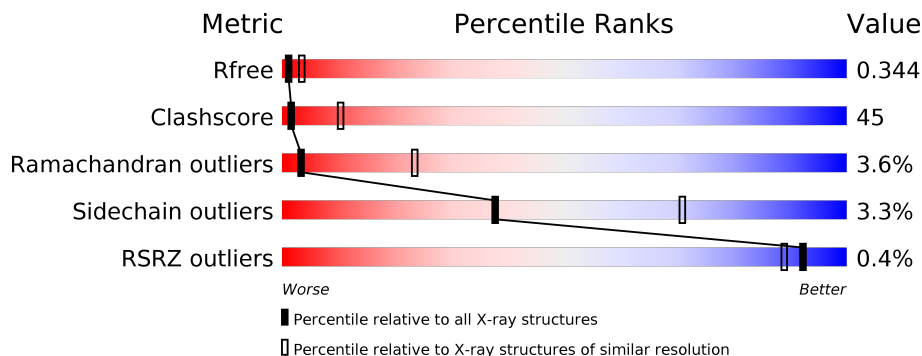
1 Overall quality at a glance i

The following experimental techniques were used to determine the structure:

X-RAY DIFFRACTION

The reported resolution of this entry is 3.20 Å.

Percentile scores (ranging between 0-100) for global validation metrics of the entry are shown in the following graphic. The table shows the number of entries on which the scores are based.



Metric	Whole archive (#Entries)	Similar resolution (#Entries, resolution range(Å))
R_{free}	130704	1133 (3.20-3.20)
Clashscore	141614	1253 (3.20-3.20)
Ramachandran outliers	138981	1234 (3.20-3.20)
Sidechain outliers	138945	1233 (3.20-3.20)
RSRZ outliers	127900	1095 (3.20-3.20)

The table below summarises the geometric issues observed across the polymeric chains and their fit to the electron density. The red, orange, yellow and green segments on the lower bar indicate the fraction of residues that contain outliers for ≥ 3 , 2, 1 and 0 types of geometric quality criteria respectively. A grey segment represents the fraction of residues that are not modelled. The numeric value for each fraction is indicated below the corresponding segment, with a dot representing fractions $\leq 5\%$. The upper red bar (where present) indicates the fraction of residues that have poor fit to the electron density. The numeric value is given above the bar.

Mol	Chain	Length	Quality of chain
1	A	278	
1	B	278	
1	C	278	
1	D	278	
1	E	278	
1	F	278	

2 Entry composition

There is only 1 type of molecule in this entry. The entry contains 12772 atoms, of which 0 are hydrogens and 0 are deuteriums.

In the tables below, the ZeroOcc column contains the number of atoms modelled with zero occupancy, the AltConf column contains the number of residues with at least one atom in alternate conformation and the Trace column contains the number of residues modelled with at most 2 atoms.

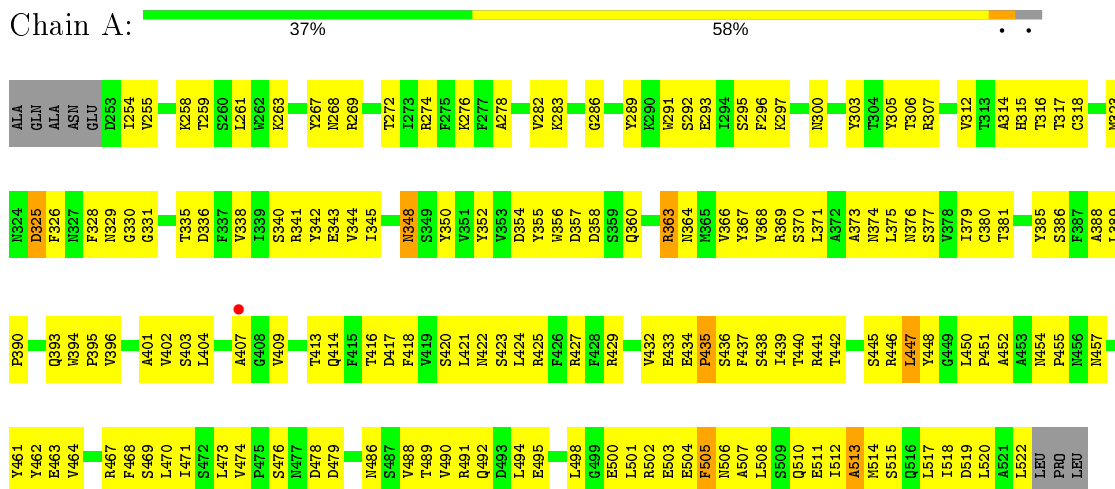
- Molecule 1 is a protein called VP4.

Mol	Chain	Residues	Atoms					ZeroOcc	AltConf	Trace
			Total	C	N	O	S			
1	A	270	Total 2148	C 1362	N 361	O 418	S 7	13	0	0
1	B	269	Total 2140	C 1358	N 360	O 415	S 7	0	0	0
1	C	266	Total 2120	C 1342	N 357	O 414	S 7	0	0	0
1	D	267	Total 2127	C 1349	N 358	O 413	S 7	26	0	0
1	E	267	Total 2126	C 1348	N 358	O 413	S 7	0	0	0
1	F	265	Total 2111	C 1337	N 356	O 411	S 7	98	0	0

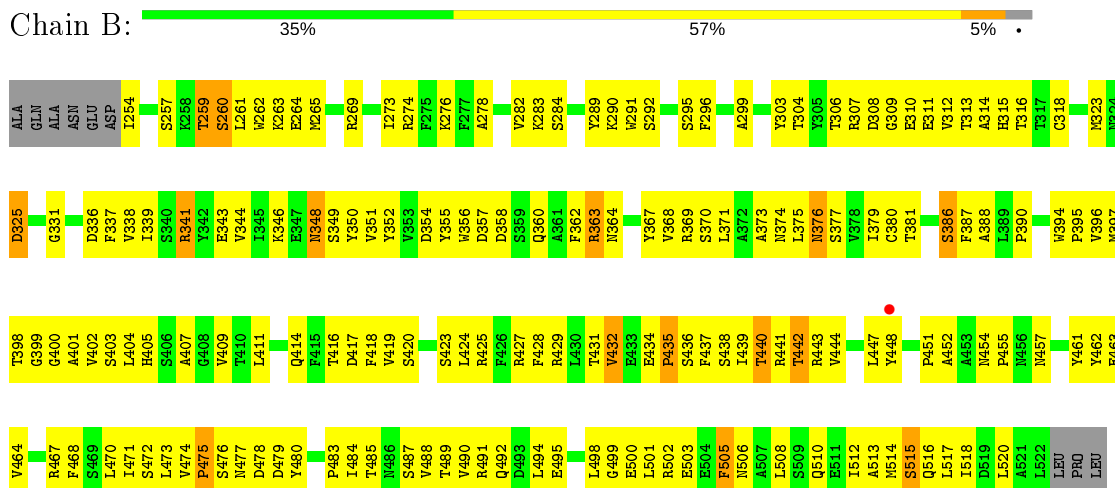
3 Residue-property plots i

These plots are drawn for all protein, RNA and DNA chains in the entry. The first graphic for a chain summarises the proportions of the various outlier classes displayed in the second graphic. The second graphic shows the sequence view annotated by issues in geometry and electron density. Residues are color-coded according to the number of geometric quality criteria for which they contain at least one outlier: green = 0, yellow = 1, orange = 2 and red = 3 or more. A red dot above a residue indicates a poor fit to the electron density ($RSRZ > 2$). Stretches of 2 or more consecutive residues without any outlier are shown as a green connector. Residues present in the sample, but not in the model, are shown in grey.

- Molecule 1: VP4

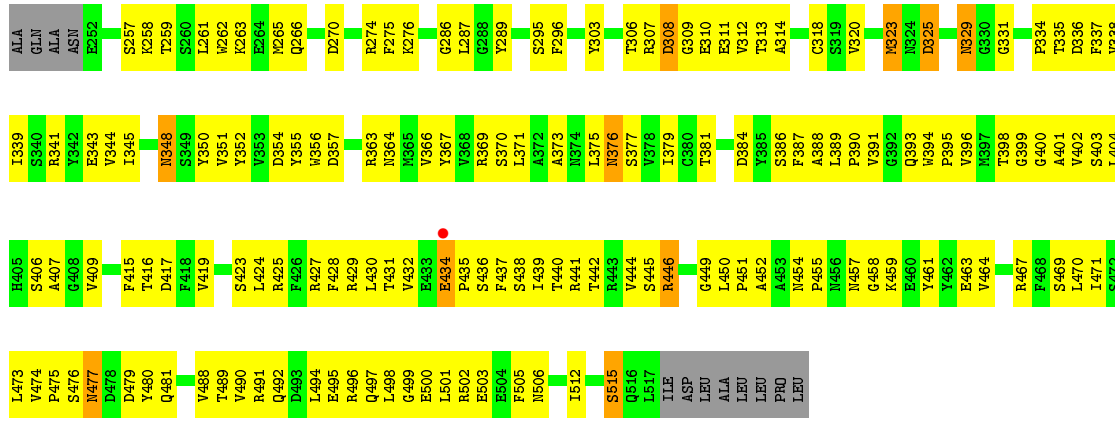


- Molecule 1: VP4

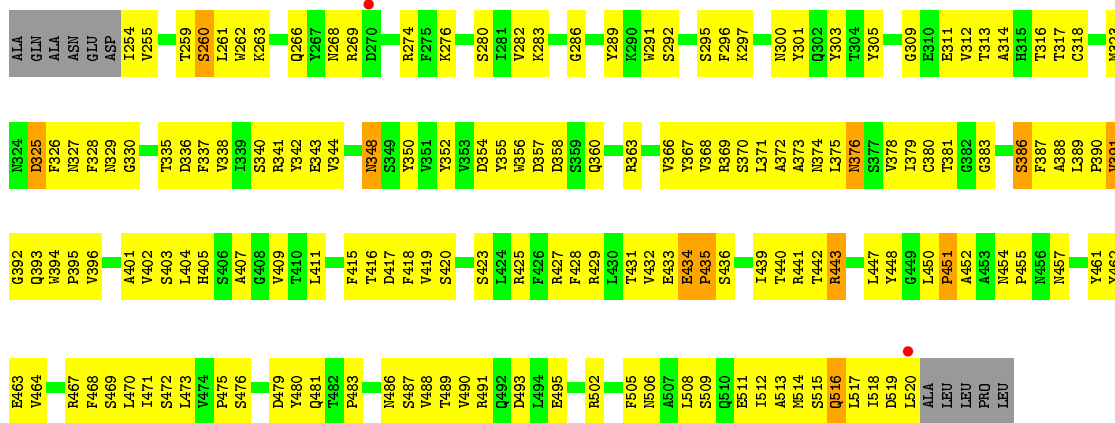


- Molecule 1: VP4

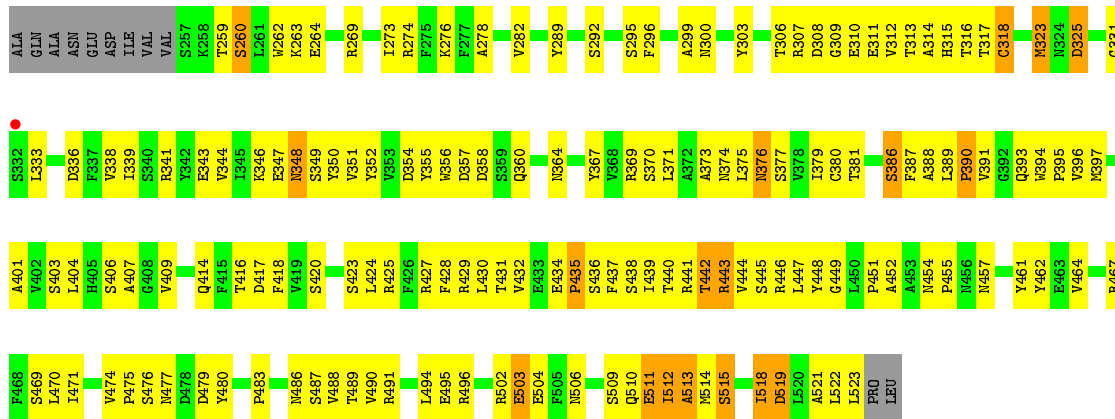




• Molecule 1: VP4

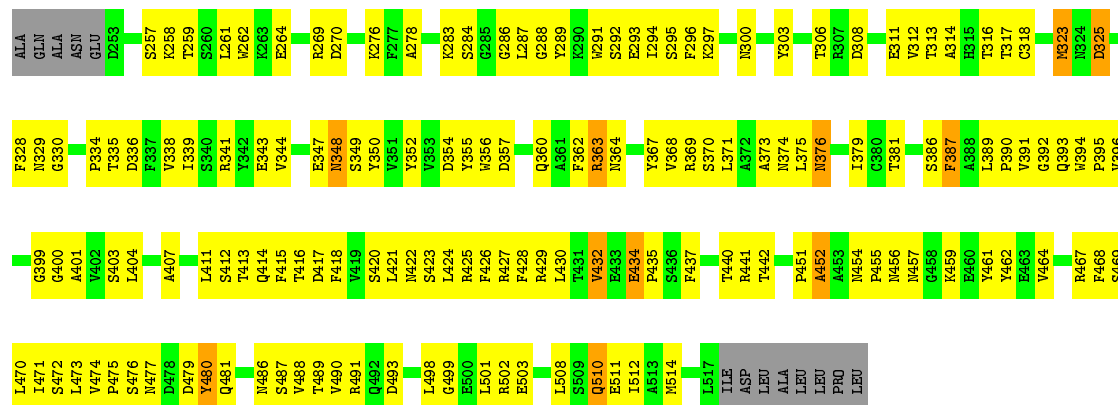


• Molecule 1: VP4



• Molecule 1: VP4





4 Data and refinement statistics

Property	Value	Source
Space group	P 42 2 2	Depositor
Cell constants a, b, c, α , β , γ	244.84Å 244.84Å 104.78Å 90.00° 90.00° 90.00°	Depositor
Resolution (Å)	20.00 – 3.20 19.98 – 3.20	Depositor EDS
% Data completeness (in resolution range)	99.8 (20.00-3.20) 99.8 (19.98-3.20)	Depositor EDS
R_{merge}	0.06	Depositor
R_{sym}	0.06	Depositor
$\langle I/\sigma(I) \rangle$ ¹	12.30 (at 3.22Å)	Xtrriage
Refinement program	CNS 1.0	Depositor
R, R_{free}	0.308 , 0.338 0.313 , 0.344	Depositor DCC
R_{free} test set	2625 reflections (4.98%)	wwPDB-VP
Wilson B-factor (Å ²)	92.3	Xtrriage
Anisotropy	0.019	Xtrriage
Bulk solvent k_{sol} (e/Å ³), B_{sol} (Å ²)	0.24 , 78.9	EDS
L-test for twinning ²	$\langle L \rangle = 0.44$, $\langle L^2 \rangle = 0.26$	Xtrriage
Estimated twinning fraction	No twinning to report.	Xtrriage
F_o, F_c correlation	0.92	EDS
Total number of atoms	12772	wwPDB-VP
Average B, all atoms (Å ²)	91.0	wwPDB-VP

Xtrriage's analysis on translational NCS is as follows: *The analyses of the Patterson function reveals a significant off-origin peak that is 70.67 % of the origin peak, indicating pseudo-translational symmetry. The chance of finding a peak of this or larger height randomly in a structure without pseudo-translational symmetry is equal to 3.0016e-06. The detected translational NCS is most likely also responsible for the elevated intensity ratio.*

¹ Intensities estimated from amplitudes.

² Theoretical values of $\langle |L| \rangle$, $\langle L^2 \rangle$ for acentric reflections are 0.5, 0.333 respectively for untwinned datasets, and 0.375, 0.2 for perfectly twinned datasets.

5 Model quality [i](#)

5.1 Standard geometry [i](#)

The Z score for a bond length (or angle) is the number of standard deviations the observed value is removed from the expected value. A bond length (or angle) with $|Z| > 5$ is considered an outlier worth inspection. RMSZ is the root-mean-square of all Z scores of the bond lengths (or angles).

Mol	Chain	Bond lengths		Bond angles	
		RMSZ	# Z >5	RMSZ	# Z >5
1	A	0.55	0/2196	0.78	0/2983
1	B	0.55	0/2188	0.75	0/2972
1	C	0.55	0/2168	0.77	0/2944
1	D	0.53	0/2175	0.78	0/2954
1	E	0.54	0/2174	0.76	0/2952
1	F	0.54	0/2159	0.79	1/2932 (0.0%)
All	All	0.54	0/13060	0.77	1/17737 (0.0%)

There are no bond length outliers.

All (1) bond angle outliers are listed below:

Mol	Chain	Res	Type	Atoms	Z	Observed(°)	Ideal(°)
1	F	434	GLU	N-CA-C	5.42	125.65	111.00

There are no chirality outliers.

There are no planarity outliers.

5.2 Too-close contacts [i](#)

In the following table, the Non-H and H(model) columns list the number of non-hydrogen atoms and hydrogen atoms in the chain respectively. The H(added) column lists the number of hydrogen atoms added and optimized by MolProbity. The Clashes column lists the number of clashes within the asymmetric unit, whereas Symm-Clashes lists symmetry related clashes.

Mol	Chain	Non-H	H(model)	H(added)	Clashes	Symm-Clashes
1	A	2148	0	2077	224	0
1	B	2140	0	2073	213	0
1	C	2120	0	2041	213	0
1	D	2127	0	2057	225	0
1	E	2126	0	2055	205	0
1	F	2111	0	2035	194	0

Continued on next page...

Continued from previous page...

Mol	Chain	Non-H	H(model)	H(added)	Clashes	Symm-Clashes
All	All	12772	0	12338	1118	0

The all-atom clashscore is defined as the number of clashes found per 1000 atoms (including hydrogen atoms). The all-atom clashscore for this structure is 45.

All (1118) close contacts within the same asymmetric unit are listed below, sorted by their clash magnitude.

Atom-1	Atom-2	Interatomic distance (Å)	Clash overlap (Å)
1:D:289:TYR:CD2	1:D:335:THR:HA	1.78	1.18
1:D:286:GLY:O	1:E:510:GLN:HA	1.42	1.18
1:A:439:ILE:HB	1:A:442:THR:HG21	1.26	1.18
1:D:289:TYR:HD2	1:D:335:THR:HA	1.01	1.15
1:A:289:TYR:CD2	1:A:335:THR:HA	1.84	1.13
1:C:440:THR:O	1:C:442:THR:HG22	1.48	1.13
1:A:490:VAL:HG21	1:C:488:VAL:HG11	1.18	1.11
1:A:289:TYR:HD2	1:A:335:THR:HA	1.14	1.10
1:E:396:VAL:H	1:E:440:THR:HB	1.18	1.08
1:D:439:ILE:HB	1:D:442:THR:HG21	1.36	1.07
1:D:289:TYR:HE1	1:D:390:PRO:HD2	1.20	1.07
1:A:258:LYS:HE3	1:A:476:SER:OG	1.58	1.04
1:E:439:ILE:H	1:E:444:VAL:HG13	1.23	1.04
1:A:317:THR:HG21	1:B:487:SER:HB2	1.42	1.02
1:A:505:PHE:HA	1:C:505:PHE:CE1	1.93	1.02
1:A:439:ILE:HB	1:A:442:THR:CG2	1.92	0.99
1:D:289:TYR:CE1	1:D:390:PRO:HD2	1.97	0.99
1:D:512:ILE:O	1:D:512:ILE:HG22	1.63	0.98
1:B:442:THR:CG2	1:B:444:VAL:HG12	1.95	0.95
1:C:474:VAL:HG13	1:C:475:PRO:HD2	1.44	0.95
1:A:504:GLU:CD	1:C:502:ARG:HH12	1.70	0.93
1:D:439:ILE:HB	1:D:442:THR:CG2	1.98	0.93
1:E:442:THR:HG23	1:E:444:VAL:HG12	1.50	0.93
1:E:346:LYS:HE2	1:E:448:TYR:O	1.69	0.92
1:A:514:MET:O	1:A:518:ILE:HG23	1.69	0.92
1:E:393:GLN:HG3	1:E:441:ARG:NH1	1.85	0.92
1:A:355:TYR:O	1:A:423:SER:HB2	1.69	0.92
1:A:490:VAL:HG21	1:C:488:VAL:CG1	2.01	0.91
1:C:434:GLU:HB3	1:C:435:PRO:HD3	1.50	0.91
1:F:355:TYR:O	1:F:423:SER:HB2	1.69	0.91
1:F:379:ILE:HG12	1:F:403:SER:HB3	1.52	0.91
1:A:289:TYR:HE1	1:A:390:PRO:HD2	1.36	0.91
1:D:356:TRP:HB2	1:D:423:SER:HB3	1.54	0.90

Continued on next page...

Continued from previous page...

Atom-1	Atom-2	Interatomic distance (Å)	Clash overlap (Å)
1:A:379:ILE:HG12	1:A:403:SER:HB3	1.54	0.90
1:C:355:TYR:O	1:C:423:SER:HB2	1.71	0.90
1:B:488:VAL:HG11	1:C:490:VAL:HG21	1.54	0.88
1:E:393:GLN:HG3	1:E:441:ARG:HH12	1.36	0.88
1:E:355:TYR:O	1:E:423:SER:HB2	1.75	0.87
1:D:443:ARG:H	1:D:443:ARG:NE	1.72	0.87
1:D:376:ASN:HB2	1:D:464:VAL:HG13	1.57	0.86
1:C:396:VAL:HG21	1:E:333:LEU:HD22	1.59	0.85
1:C:379:ILE:HG12	1:C:403:SER:HB3	1.59	0.85
1:D:479:ASP:HB2	1:F:369:ARG:HD2	1.59	0.85
1:C:439:ILE:HD12	1:C:444:VAL:HG11	1.59	0.84
1:B:355:TYR:O	1:B:423:SER:HB2	1.77	0.84
1:F:474:VAL:HG12	1:F:475:PRO:HD2	1.58	0.84
1:B:439:ILE:HB	1:B:442:THR:HG21	1.59	0.84
1:C:263:LYS:HD3	1:C:476:SER:HA	1.60	0.83
1:A:512:ILE:C	1:A:514:MET:H	1.82	0.83
1:B:508:LEU:O	1:B:512:ILE:HG13	1.77	0.83
1:A:289:TYR:HD2	1:A:335:THR:CA	1.93	0.82
1:A:376:ASN:HB2	1:A:464:VAL:HG13	1.61	0.82
1:A:512:ILE:HD11	1:C:512:ILE:HD11	1.62	0.81
1:B:364:ASN:HB2	1:B:474:VAL:HG13	1.63	0.81
1:E:379:ILE:HG12	1:E:403:SER:HB3	1.63	0.81
1:F:371:LEU:HD13	1:F:470:LEU:HB3	1.60	0.81
1:A:364:ASN:HB2	1:A:474:VAL:HG13	1.61	0.81
1:D:355:TYR:O	1:D:423:SER:HB2	1.81	0.81
1:A:370:SER:OG	1:A:471:ILE:HG13	1.82	0.80
1:C:391:VAL:HG13	1:D:511:GLU:HG2	1.61	0.80
1:C:356:TRP:HB2	1:C:423:SER:HB3	1.63	0.80
1:B:356:TRP:HB2	1:B:423:SER:HB3	1.63	0.80
1:F:393:GLN:HB2	1:F:441:ARG:HH12	1.46	0.80
1:E:393:GLN:NE2	1:E:441:ARG:HH22	1.79	0.79
1:F:432:VAL:O	1:F:432:VAL:HG13	1.82	0.79
1:F:472:SER:O	1:F:474:VAL:HG23	1.81	0.79
1:E:439:ILE:H	1:E:444:VAL:CG1	1.96	0.79
1:D:289:TYR:HD2	1:D:335:THR:CA	1.90	0.78
1:D:434:GLU:HB3	1:D:435:PRO:HD3	1.64	0.78
1:C:391:VAL:HG13	1:D:511:GLU:CG	2.13	0.78
1:A:263:LYS:HD3	1:A:476:SER:HA	1.66	0.78
1:E:364:ASN:HB2	1:E:474:VAL:HG13	1.65	0.78
1:A:289:TYR:CE1	1:A:390:PRO:HD2	2.19	0.78
1:B:400:GLY:N	1:B:437:PHE:HB3	1.98	0.77

Continued on next page...

Continued from previous page...

Atom-1	Atom-2	Interatomic distance (Å)	Clash overlap (Å)
1:D:487:SER:HB2	1:F:317:THR:HG21	1.65	0.77
1:E:438:SER:HB2	1:E:444:VAL:O	1.84	0.77
1:A:261:LEU:CD1	1:C:262:TRP:HB2	2.13	0.77
1:A:434:GLU:HB3	1:A:435:PRO:HD3	1.64	0.77
1:F:356:TRP:HB2	1:F:423:SER:HB3	1.67	0.77
1:A:488:VAL:HG11	1:B:490:VAL:HG21	1.66	0.76
1:F:510:GLN:O	1:F:514:MET:HB3	1.86	0.76
1:D:411:LEU:HB3	1:E:483:PRO:HG3	1.68	0.75
1:C:393:GLN:HG3	1:C:441:ARG:HH22	1.51	0.75
1:A:274:ARG:HB2	1:A:303:TYR:CE2	2.20	0.75
1:C:398:THR:O	1:C:437:PHE:HA	1.86	0.75
1:A:492:GLN:HG2	1:C:417:ASP:OD2	1.87	0.75
1:A:439:ILE:O	1:A:442:THR:HG22	1.88	0.74
1:B:442:THR:HG23	1:B:444:VAL:H	1.51	0.74
1:E:389:LEU:CD1	1:E:395:PRO:HD3	2.17	0.74
1:A:369:ARG:HB2	1:B:479:ASP:OD2	1.88	0.74
1:D:512:ILE:O	1:D:512:ILE:CG2	2.36	0.74
1:E:388:ALA:HA	1:E:394:TRP:NE1	2.02	0.74
1:B:306:THR:HG22	1:B:311:GLU:HG2	1.69	0.74
1:A:508:LEU:HD11	1:C:512:ILE:HD12	1.69	0.74
1:D:379:ILE:HG12	1:D:403:SER:HB3	1.69	0.73
1:D:487:SER:HB2	1:F:317:THR:CG2	2.18	0.73
1:F:391:VAL:HG12	1:F:392:GLY:H	1.54	0.73
1:E:356:TRP:HB2	1:E:423:SER:HB3	1.70	0.73
1:F:376:ASN:HB2	1:F:464:VAL:HG13	1.71	0.73
1:B:439:ILE:HB	1:B:442:THR:CG2	2.18	0.73
1:E:488:VAL:HG11	1:F:490:VAL:HG21	1.70	0.73
1:C:439:ILE:CD1	1:C:444:VAL:HG11	2.17	0.73
1:C:474:VAL:CG1	1:C:475:PRO:HD2	2.18	0.73
1:B:472:SER:O	1:B:474:VAL:HG23	1.89	0.72
1:C:396:VAL:HG11	1:E:333:LEU:HD21	1.71	0.72
1:D:289:TYR:OH	1:D:391:VAL:HB	1.89	0.72
1:E:350:TYR:HE2	1:E:427:ARG:HE	1.37	0.72
1:A:389:LEU:HD12	1:A:393:GLN:O	1.88	0.72
1:A:356:TRP:HB2	1:A:423:SER:HB3	1.71	0.72
1:D:305:TYR:O	1:D:311:GLU:HB2	1.90	0.72
1:D:274:ARG:HB2	1:D:303:TYR:CE2	2.24	0.72
1:D:291:TRP:HH2	1:D:388:ALA:O	1.72	0.72
1:A:367:TYR:HB2	1:A:473:LEU:HB3	1.72	0.72
1:D:263:LYS:HG2	1:D:475:PRO:O	1.89	0.72
1:F:393:GLN:HB2	1:F:441:ARG:NH1	2.05	0.72

Continued on next page...

Continued from previous page...

Atom-1	Atom-2	Interatomic distance (Å)	Clash overlap (Å)
1:E:296:PHE:CE1	1:E:452:ALA:HB2	2.26	0.71
1:E:389:LEU:HD11	1:E:395:PRO:HD3	1.73	0.71
1:D:348:ASN:C	1:D:348:ASN:HD22	1.94	0.71
1:B:442:THR:HG21	1:B:444:VAL:HG12	1.72	0.71
1:E:439:ILE:N	1:E:444:VAL:HG13	2.02	0.71
1:D:487:SER:CB	1:F:317:THR:HG21	2.20	0.71
1:A:510:GLN:HG3	1:C:286:GLY:O	1.91	0.71
1:E:434:GLU:HB3	1:E:435:PRO:HD3	1.72	0.71
1:A:348:ASN:HD22	1:A:348:ASN:C	1.93	0.70
1:A:517:LEU:C	1:A:517:LEU:HD23	2.12	0.70
1:E:376:ASN:HB2	1:E:464:VAL:HG13	1.73	0.70
1:E:446:ARG:O	1:E:447:LEU:HD12	1.92	0.70
1:B:373:ALA:HB1	1:B:467:ARG:O	1.91	0.70
1:D:480:TYR:HA	1:F:369:ARG:HB3	1.74	0.70
1:B:259:THR:HG21	1:C:261:LEU:CD1	2.21	0.70
1:A:512:ILE:O	1:A:514:MET:N	2.25	0.69
1:C:402:VAL:HG12	1:C:432:VAL:HA	1.74	0.69
1:D:513:ALA:O	1:D:517:LEU:HG	1.92	0.69
1:E:371:LEU:HD13	1:E:470:LEU:HB3	1.74	0.69
1:F:364:ASN:HB2	1:F:474:VAL:HG13	1.74	0.69
1:A:517:LEU:O	1:A:517:LEU:HD23	1.91	0.69
1:F:368:VAL:HG22	1:F:472:SER:HB2	1.74	0.69
1:F:386:SER:HB3	1:F:396:VAL:HG22	1.72	0.69
1:A:504:GLU:OE2	1:C:502:ARG:NH1	2.25	0.69
1:E:389:LEU:HD11	1:E:395:PRO:CD	2.22	0.69
1:F:416:THR:HG22	1:F:418:PHE:H	1.57	0.69
1:A:369:ARG:NH1	1:B:480:TYR:OH	2.26	0.69
1:E:443:ARG:HB2	1:E:443:ARG:NH1	2.08	0.69
1:B:439:ILE:O	1:B:442:THR:HG22	1.92	0.69
1:D:483:PRO:CA	1:F:411:LEU:HB3	2.23	0.69
1:C:289:TYR:CE1	1:C:390:PRO:HG2	2.29	0.68
1:D:262:TRP:CZ3	1:D:473:LEU:HG	2.28	0.68
1:E:396:VAL:N	1:E:440:THR:HB	2.01	0.68
1:B:379:ILE:HG12	1:B:403:SER:HB3	1.74	0.68
1:E:306:THR:HG22	1:E:311:GLU:HG2	1.74	0.68
1:B:259:THR:HG21	1:C:261:LEU:HD12	1.76	0.68
1:E:438:SER:HB3	1:E:445:SER:O	1.93	0.68
1:D:439:ILE:O	1:D:442:THR:HG22	1.93	0.68
1:C:396:VAL:HG11	1:E:333:LEU:CD2	2.23	0.67
1:F:393:GLN:HB2	1:F:441:ARG:HH22	1.59	0.67
1:B:348:ASN:HD22	1:B:348:ASN:C	1.96	0.67

Continued on next page...

Continued from previous page...

Atom-1	Atom-2	Interatomic distance (Å)	Clash overlap (Å)
1:D:396:VAL:N	1:D:440:THR:OG1	2.24	0.67
1:A:490:VAL:CG2	1:C:488:VAL:HG11	2.11	0.67
1:E:490:VAL:HG22	1:E:491:ARG:HG2	1.75	0.67
1:A:289:TYR:HE2	1:A:335:THR:HG22	1.59	0.67
1:C:348:ASN:C	1:C:348:ASN:HD22	1.98	0.67
1:B:416:THR:HG22	1:B:417:ASP:N	2.10	0.66
1:D:368:VAL:HG22	1:D:472:SER:HB2	1.77	0.66
1:A:393:GLN:HB2	1:A:441:ARG:NE	2.09	0.66
1:B:442:THR:HG23	1:B:444:VAL:HG12	1.76	0.66
1:D:483:PRO:HA	1:F:411:LEU:CB	2.25	0.66
1:D:286:GLY:N	1:E:509:SER:OG	2.23	0.66
1:A:512:ILE:C	1:A:514:MET:N	2.49	0.66
1:E:263:LYS:HE2	1:E:475:PRO:O	1.95	0.66
1:A:261:LEU:HD13	1:C:262:TRP:HB2	1.78	0.66
1:E:397:MET:HE3	1:E:439:ILE:HD11	1.78	0.66
1:A:502:ARG:CZ	1:B:501:LEU:HD13	2.26	0.66
1:D:470:LEU:HD12	1:D:470:LEU:C	2.17	0.65
1:D:350:TYR:HE2	1:D:427:ARG:HE	1.42	0.65
1:F:373:ALA:HB1	1:F:467:ARG:O	1.96	0.65
1:A:369:ARG:HH12	1:A:471:ILE:HG21	1.61	0.65
1:B:399:GLY:HA3	1:B:437:PHE:HA	1.78	0.65
1:D:483:PRO:HA	1:F:411:LEU:C	2.16	0.65
1:E:289:TYR:OH	1:E:391:VAL:HB	1.96	0.65
1:D:439:ILE:CB	1:D:442:THR:HG21	2.21	0.65
1:E:350:TYR:HB3	1:E:352:TYR:HE2	1.61	0.65
1:B:289:TYR:CE1	1:B:390:PRO:HG2	2.31	0.65
1:C:370:SER:HB2	1:C:471:ILE:HD12	1.79	0.65
1:C:444:VAL:HG13	1:C:444:VAL:O	1.97	0.65
1:E:443:ARG:HB2	1:E:443:ARG:HH11	1.61	0.65
1:A:417:ASP:OD1	1:B:491:ARG:N	2.30	0.64
1:B:376:ASN:HB2	1:B:464:VAL:HG13	1.79	0.64
1:C:373:ALA:HB1	1:C:467:ARG:O	1.98	0.64
1:C:393:GLN:HG3	1:C:441:ARG:NH2	2.12	0.64
1:B:514:MET:C	1:B:516:GLN:H	1.97	0.64
1:C:384:ASP:OD1	1:E:333:LEU:HD11	1.98	0.64
1:D:296:PHE:CE1	1:D:452:ALA:HB2	2.33	0.64
1:D:489:THR:HB	1:F:300:ASN:OD1	1.98	0.64
1:D:344:VAL:HG22	1:D:451:PRO:CA	2.28	0.64
1:D:344:VAL:HG22	1:D:451:PRO:HB3	1.80	0.64
1:F:312:VAL:HG12	1:F:313:THR:N	2.13	0.64
1:E:444:VAL:O	1:E:444:VAL:HG13	1.97	0.64

Continued on next page...

Continued from previous page...

Atom-1	Atom-2	Interatomic distance (Å)	Clash overlap (Å)
1:A:274:ARG:HB2	1:A:303:TYR:CD2	2.32	0.63
1:C:262:TRP:HE3	1:C:474:VAL:O	1.82	0.63
1:C:490:VAL:HG22	1:C:491:ARG:HG2	1.80	0.63
1:B:404:LEU:HB3	1:B:428:PHE:CD1	2.32	0.63
1:D:260:SER:HB2	1:F:259:THR:CG2	2.27	0.63
1:D:490:VAL:HG22	1:D:491:ARG:HG2	1.80	0.63
1:D:488:VAL:HG11	1:E:490:VAL:HG21	1.79	0.63
1:F:416:THR:HG22	1:F:417:ASP:N	2.13	0.63
1:D:518:ILE:HG22	1:D:518:ILE:O	1.98	0.63
1:E:489:THR:O	1:E:489:THR:HG22	1.98	0.63
1:B:399:GLY:C	1:B:437:PHE:HB3	2.18	0.63
1:F:370:SER:O	1:F:470:LEU:HA	1.99	0.63
1:F:349:SER:O	1:F:430:LEU:HD12	1.99	0.63
1:F:368:VAL:HA	1:F:471:ILE:O	1.98	0.63
1:A:393:GLN:HB2	1:A:441:ARG:CZ	2.29	0.62
1:D:344:VAL:HG22	1:D:451:PRO:HA	1.80	0.62
1:C:388:ALA:HA	1:C:394:TRP:CG	2.34	0.62
1:A:293:GLU:OE1	1:C:496:ARG:NH1	2.31	0.62
1:B:416:THR:HG22	1:B:417:ASP:H	1.64	0.62
1:D:483:PRO:HA	1:F:411:LEU:HB3	1.81	0.62
1:E:397:MET:CE	1:E:439:ILE:HD11	2.29	0.62
1:B:434:GLU:O	1:B:436:SER:N	2.32	0.62
1:F:348:ASN:HD22	1:F:348:ASN:C	2.02	0.62
1:F:393:GLN:HB2	1:F:441:ARG:NH2	2.14	0.62
1:F:474:VAL:CG1	1:F:475:PRO:HD2	2.29	0.62
1:E:446:ARG:C	1:E:447:LEU:HD12	2.19	0.62
1:F:459:LYS:HD2	1:F:462:TYR:CE1	2.34	0.62
1:A:350:TYR:HE2	1:A:427:ARG:HE	1.48	0.62
1:A:373:ALA:HB1	1:A:467:ARG:O	1.99	0.62
1:D:261:LEU:C	1:D:476:SER:HB3	2.20	0.62
1:E:344:VAL:HG22	1:E:451:PRO:HB3	1.80	0.62
1:A:295:SER:HA	1:A:343:GLU:HG3	1.82	0.62
1:B:498:LEU:HD21	1:C:497:GLN:HB3	1.82	0.62
1:D:386:SER:HB3	1:D:396:VAL:HG22	1.82	0.62
1:F:367:TYR:O	1:F:472:SER:HA	1.99	0.62
1:A:289:TYR:CD2	1:A:335:THR:CA	2.72	0.61
1:A:272:THR:HB	1:A:305:TYR:CE1	2.35	0.61
1:A:289:TYR:CE2	1:A:335:THR:HA	2.33	0.61
1:B:314:ALA:HA	1:B:357:ASP:HA	1.82	0.61
1:C:445:SER:O	1:C:446:ARG:HB2	2.00	0.61
1:D:403:SER:OG	1:D:431:THR:HB	2.00	0.61

Continued on next page...

Continued from previous page...

Atom-1	Atom-2	Interatomic distance (Å)	Clash overlap (Å)
1:B:296:PHE:CE1	1:B:452:ALA:HB2	2.35	0.61
1:D:483:PRO:HB3	1:F:412:SER:C	2.20	0.61
1:C:376:ASN:HB2	1:C:464:VAL:HG13	1.82	0.61
1:A:307:ARG:HD2	1:A:312:VAL:HG21	1.81	0.61
1:A:416:THR:HG22	1:A:417:ASP:N	2.14	0.61
1:C:500:GLU:O	1:C:503:GLU:HB2	2.00	0.61
1:E:348:ASN:C	1:E:348:ASN:HD22	2.04	0.61
1:E:457:ASN:O	1:E:457:ASN:CG	2.39	0.61
1:A:370:SER:OG	1:A:471:ILE:CG1	2.49	0.61
1:A:505:PHE:HA	1:C:505:PHE:CZ	2.35	0.61
1:E:278:ALA:HB2	1:E:299:ALA:HB2	1.82	0.61
1:C:432:VAL:HG23	1:C:432:VAL:O	2.01	0.61
1:D:373:ALA:HB1	1:D:467:ARG:O	1.99	0.61
1:B:284:SER:HB2	1:B:290:LYS:HB2	1.83	0.61
1:B:350:TYR:HE2	1:B:427:ARG:HE	1.49	0.60
1:B:439:ILE:HD12	1:B:444:VAL:HG11	1.82	0.60
1:C:399:GLY:HA3	1:C:436:SER:O	2.00	0.60
1:C:344:VAL:HG22	1:C:451:PRO:HB3	1.83	0.60
1:A:500:GLU:O	1:A:503:GLU:HB2	2.01	0.60
1:B:350:TYR:HB3	1:B:352:TYR:HE2	1.66	0.60
1:C:369:ARG:HH12	1:C:471:ILE:HG21	1.66	0.60
1:D:296:PHE:CZ	1:D:452:ALA:HB2	2.36	0.60
1:A:276:LYS:O	1:A:318:CYS:HB3	2.00	0.60
1:F:261:LEU:C	1:F:476:SER:HB2	2.22	0.60
1:A:369:ARG:HD2	1:B:479:ASP:HB3	1.83	0.60
1:A:393:GLN:HB2	1:A:441:ARG:CD	2.32	0.60
1:B:470:LEU:HD12	1:B:470:LEU:C	2.21	0.60
1:C:344:VAL:HG22	1:C:451:PRO:HA	1.83	0.60
1:D:283:LYS:HB3	1:E:506:ASN:ND2	2.17	0.60
1:F:393:GLN:CB	1:F:441:ARG:HH22	2.13	0.60
1:A:369:ARG:HB2	1:B:479:ASP:CG	2.21	0.60
1:B:291:TRP:HH2	1:B:388:ALA:O	1.84	0.60
1:D:350:TYR:HB3	1:D:352:TYR:HE2	1.67	0.60
1:A:422:ASN:HB3	1:B:483:PRO:HG2	1.83	0.60
1:A:261:LEU:HD13	1:C:262:TRP:CB	2.31	0.60
1:F:391:VAL:HG12	1:F:392:GLY:N	2.15	0.60
1:D:483:PRO:HB3	1:F:412:SER:N	2.17	0.60
1:A:317:THR:HG21	1:B:487:SER:CB	2.25	0.59
1:E:312:VAL:CG1	1:E:313:THR:N	2.65	0.59
1:E:396:VAL:H	1:E:440:THR:CB	2.04	0.59
1:E:417:ASP:OD1	1:F:491:ARG:N	2.30	0.59

Continued on next page...

Continued from previous page...

Atom-1	Atom-2	Interatomic distance (Å)	Clash overlap (Å)
1:A:393:GLN:HB2	1:A:441:ARG:HD2	1.83	0.59
1:B:501:LEU:HG	1:C:501:LEU:HD21	1.83	0.59
1:C:262:TRP:HA	1:C:475:PRO:HA	1.84	0.59
1:D:344:VAL:HG22	1:D:451:PRO:CB	2.32	0.59
1:B:295:SER:HA	1:B:343:GLU:HG3	1.85	0.59
1:D:488:VAL:HG12	1:D:490:VAL:HG12	1.84	0.59
1:E:417:ASP:CG	1:F:491:ARG:H	2.06	0.59
1:A:268:ASN:OD1	1:A:469:SER:HB2	2.03	0.59
1:A:386:SER:HA	1:A:396:VAL:HG22	1.85	0.59
1:D:305:TYR:O	1:D:311:GLU:CB	2.51	0.59
1:D:506:ASN:HD21	1:F:283:LYS:HB3	1.68	0.59
1:E:425:ARG:NH2	1:F:486:ASN:O	2.33	0.59
1:A:402:VAL:HG12	1:A:432:VAL:HA	1.84	0.59
1:C:512:ILE:O	1:C:515:SER:HB3	2.03	0.59
1:D:379:ILE:HD13	1:D:433:GLU:HG3	1.84	0.59
1:E:416:THR:HG22	1:E:418:PHE:H	1.68	0.59
1:F:387:PHE:CD1	1:F:387:PHE:N	2.71	0.59
1:B:257:SER:HB3	1:B:264:GLU:HB3	1.85	0.59
1:E:389:LEU:O	1:E:391:VAL:N	2.36	0.59
1:C:369:ARG:HH11	1:C:369:ARG:HG2	1.67	0.58
1:D:387:PHE:HD1	1:D:395:PRO:O	1.85	0.58
1:D:367:TYR:O	1:D:472:SER:HA	2.03	0.58
1:E:259:THR:HG23	1:E:262:TRP:H	1.67	0.58
1:E:370:SER:O	1:E:470:LEU:HA	2.02	0.58
1:F:295:SER:HA	1:F:343:GLU:HG3	1.85	0.58
1:F:314:ALA:HA	1:F:357:ASP:HA	1.83	0.58
1:F:350:TYR:HE2	1:F:427:ARG:HE	1.52	0.58
1:D:404:LEU:N	1:D:404:LEU:HD12	2.18	0.58
1:C:350:TYR:HE2	1:C:427:ARG:HE	1.51	0.58
1:A:344:VAL:HG22	1:A:451:PRO:HA	1.84	0.58
1:E:274:ARG:O	1:E:303:TYR:CE2	2.56	0.58
1:E:519:ASP:O	1:E:523:LEU:N	2.30	0.58
1:F:474:VAL:HG12	1:F:475:PRO:CD	2.32	0.58
1:B:371:LEU:HD13	1:B:470:LEU:HB3	1.85	0.58
1:C:314:ALA:HA	1:C:357:ASP:HA	1.86	0.58
1:D:286:GLY:HA2	1:E:513:ALA:HB2	1.85	0.58
1:D:289:TYR:CE2	1:D:335:THR:HA	2.35	0.58
1:D:370:SER:HB2	1:D:471:ILE:HD12	1.85	0.58
1:A:417:ASP:OD2	1:B:492:GLN:HG2	2.03	0.58
1:C:393:GLN:HB2	1:C:441:ARG:NH1	2.18	0.58
1:B:282:VAL:O	1:B:292:SER:HB3	2.04	0.58

Continued on next page...

Continued from previous page...

Atom-1	Atom-2	Interatomic distance (Å)	Clash overlap (Å)
1:D:274:ARG:HB2	1:D:303:TYR:CD2	2.39	0.58
1:D:411:LEU:CB	1:E:483:PRO:HA	2.34	0.58
1:F:328:PHE:O	1:F:338:VAL:HG13	2.04	0.58
1:D:371:LEU:HD13	1:D:470:LEU:HB3	1.86	0.58
1:A:258:LYS:CE	1:A:476:SER:OG	2.43	0.57
1:F:316:THR:HA	1:F:354:ASP:O	2.04	0.57
1:C:356:TRP:HB2	1:C:423:SER:CB	2.34	0.57
1:D:317:THR:HG21	1:E:487:SER:HB2	1.86	0.57
1:A:494:LEU:HD21	1:C:495:GLU:HG3	1.86	0.57
1:D:276:LYS:O	1:D:318:CYS:HB3	2.03	0.57
1:E:442:THR:CG2	1:E:444:VAL:HG12	2.28	0.57
1:A:386:SER:HB3	1:A:396:VAL:HG22	1.86	0.57
1:A:344:VAL:HG22	1:A:451:PRO:HB3	1.85	0.57
1:F:344:VAL:HG22	1:F:451:PRO:HA	1.85	0.57
1:A:289:TYR:CE2	1:A:335:THR:HG22	2.39	0.57
1:F:499:GLY:O	1:F:502:ARG:HB3	2.05	0.57
1:A:512:ILE:O	1:A:515:SER:N	2.23	0.57
1:B:514:MET:O	1:B:516:GLN:N	2.32	0.57
1:D:509:SER:OG	1:F:286:GLY:N	2.38	0.57
1:E:439:ILE:O	1:E:442:THR:HG23	2.04	0.57
1:E:442:THR:C	1:E:444:VAL:H	2.07	0.57
1:D:480:TYR:CA	1:F:369:ARG:HB3	2.34	0.57
1:A:512:ILE:HD11	1:C:512:ILE:CD1	2.33	0.57
1:A:254:ILE:HG22	1:A:255:VAL:N	2.20	0.57
1:B:454:ASN:N	1:B:455:PRO:HD3	2.20	0.57
1:B:370:SER:O	1:B:470:LEU:HA	2.05	0.57
1:E:490:VAL:HG22	1:E:491:ARG:N	2.20	0.57
1:F:404:LEU:HD12	1:F:404:LEU:N	2.20	0.57
1:F:477:ASN:HB3	1:F:480:TYR:HD2	1.70	0.57
1:F:508:LEU:O	1:F:512:ILE:HG13	2.05	0.57
1:B:344:VAL:HG22	1:B:451:PRO:HB3	1.87	0.56
1:A:507:ALA:O	1:A:511:GLU:N	2.37	0.56
1:B:259:THR:HG23	1:B:262:TRP:C	2.26	0.56
1:C:344:VAL:HG22	1:C:451:PRO:CA	2.35	0.56
1:C:345:ILE:HD11	1:C:450:LEU:HB3	1.87	0.56
1:C:345:ILE:CG1	1:C:450:LEU:HB3	2.34	0.56
1:C:370:SER:O	1:C:470:LEU:HA	2.04	0.56
1:A:434:GLU:HB3	1:A:435:PRO:CD	2.35	0.56
1:C:439:ILE:HB	1:C:442:THR:CG2	2.35	0.56
1:D:434:GLU:HB3	1:D:435:PRO:CD	2.34	0.56
1:C:312:VAL:HG12	1:C:313:THR:N	2.20	0.56

Continued on next page...

Continued from previous page...

Atom-1	Atom-2	Interatomic distance (Å)	Clash overlap (Å)
1:C:320:VAL:HG12	1:C:323:MET:HE3	1.88	0.56
1:E:436:SER:OG	1:E:446:ARG:HA	2.05	0.56
1:A:490:VAL:HG22	1:A:491:ARG:N	2.20	0.56
1:C:394:TRP:N	1:C:394:TRP:CD1	2.71	0.56
1:F:457:ASN:CG	1:F:457:ASN:O	2.44	0.56
1:C:289:TYR:HE1	1:C:390:PRO:HG2	1.69	0.56
1:D:483:PRO:HB3	1:F:412:SER:O	2.06	0.56
1:E:437:PHE:CD2	1:E:449:GLY:O	2.59	0.56
1:F:261:LEU:O	1:F:476:SER:CB	2.53	0.56
1:B:259:THR:OG1	1:B:260:SER:N	2.39	0.56
1:D:260:SER:HB2	1:F:259:THR:HG21	1.87	0.56
1:D:283:LYS:C	1:E:506:ASN:HD21	2.09	0.56
1:E:381:THR:HG22	1:E:401:ALA:HB1	1.88	0.56
1:A:344:VAL:HG22	1:A:451:PRO:CA	2.36	0.56
1:D:506:ASN:ND2	1:F:283:LYS:HB3	2.19	0.56
1:F:389:LEU:HD12	1:F:395:PRO:HD3	1.88	0.56
1:A:278:ALA:HB1	1:A:297:LYS:HE3	1.88	0.55
1:B:307:ARG:N	1:B:310:GLU:O	2.39	0.55
1:D:439:ILE:O	1:D:442:THR:CG2	2.54	0.55
1:D:457:ASN:O	1:D:457:ASN:CG	2.45	0.55
1:D:483:PRO:HB3	1:F:412:SER:CA	2.36	0.55
1:D:518:ILE:C	1:D:520:LEU:H	2.08	0.55
1:E:518:ILE:HG22	1:E:519:ASP:N	2.20	0.55
1:F:356:TRP:HB2	1:F:423:SER:CB	2.35	0.55
1:F:368:VAL:HG13	1:F:471:ILE:O	2.05	0.55
1:A:457:ASN:CG	1:A:457:ASN:O	2.43	0.55
1:D:262:TRP:NE1	1:F:473:LEU:HD21	2.22	0.55
1:A:379:ILE:HD13	1:A:433:GLU:HG3	1.88	0.55
1:C:350:TYR:HB3	1:C:352:TYR:HE2	1.71	0.55
1:C:386:SER:HB3	1:C:396:VAL:HG22	1.88	0.55
1:C:490:VAL:HG22	1:C:491:ARG:N	2.22	0.55
1:E:386:SER:HB3	1:E:396:VAL:HG22	1.88	0.55
1:F:291:TRP:CH2	1:F:387:PHE:HB3	2.42	0.55
1:E:518:ILE:O	1:E:521:ALA:N	2.39	0.55
1:D:402:VAL:HG12	1:D:432:VAL:HA	1.89	0.55
1:E:381:THR:HG22	1:E:401:ALA:CB	2.37	0.55
1:A:414:GLN:HA	1:B:487:SER:OG	2.07	0.55
1:A:437:PHE:CZ	1:A:447:LEU:HD12	2.41	0.55
1:A:510:GLN:C	1:A:512:ILE:N	2.59	0.55
1:A:263:LYS:CD	1:A:476:SER:HA	2.35	0.55
1:B:369:ARG:NH1	1:C:480:TYR:OH	2.40	0.55

Continued on next page...

Continued from previous page...

Atom-1	Atom-2	Interatomic distance (Å)	Clash overlap (Å)
1:D:254:ILE:HG22	1:D:255:VAL:N	2.22	0.55
1:D:490:VAL:HG22	1:D:491:ARG:N	2.22	0.55
1:F:355:TYR:OH	1:F:357:ASP:HB3	2.07	0.55
1:B:337:PHE:HZ	1:B:339:ILE:HD11	1.72	0.55
1:B:444:VAL:O	1:B:444:VAL:HG13	2.04	0.55
1:D:416:THR:HG22	1:D:417:ASP:N	2.22	0.55
1:A:371:LEU:HD13	1:A:470:LEU:HB3	1.89	0.55
1:B:387:PHE:HD1	1:B:395:PRO:O	1.89	0.55
1:B:490:VAL:HG22	1:B:491:ARG:HG2	1.88	0.55
1:C:266:GLN:HA	1:C:470:LEU:O	2.06	0.55
1:C:391:VAL:HG13	1:D:511:GLU:HG3	1.87	0.55
1:C:474:VAL:CG1	1:C:475:PRO:CD	2.85	0.55
1:F:276:LYS:O	1:F:318:CYS:HB3	2.07	0.55
1:C:307:ARG:O	1:C:309:GLY:N	2.40	0.54
1:D:369:ARG:HH11	1:D:369:ARG:HG2	1.72	0.54
1:A:268:ASN:OD1	1:A:469:SER:CB	2.55	0.54
1:A:369:ARG:HH11	1:A:369:ARG:HG2	1.73	0.54
1:C:263:LYS:CD	1:C:476:SER:HA	2.36	0.54
1:E:274:ARG:HB2	1:E:303:TYR:CD2	2.42	0.54
1:F:344:VAL:HG22	1:F:451:PRO:CA	2.37	0.54
1:A:393:GLN:C	1:A:394:TRP:HD1	2.10	0.54
1:C:344:VAL:HG22	1:C:451:PRO:CB	2.38	0.54
1:D:443:ARG:CD	1:D:443:ARG:H	2.20	0.54
1:E:454:ASN:N	1:E:455:PRO:HD3	2.23	0.54
1:F:284:SER:OG	1:F:292:SER:HB2	2.08	0.54
1:E:300:ASN:OD1	1:F:489:THR:HG21	2.07	0.54
1:B:352:TYR:N	1:B:352:TYR:CD2	2.75	0.54
1:B:471:ILE:HG22	1:C:480:TYR:OH	2.06	0.54
1:E:367:TYR:HA	1:F:481:GLN:O	2.07	0.54
1:A:436:SER:HB2	1:A:448:TYR:CE1	2.42	0.54
1:B:344:VAL:HG22	1:B:451:PRO:HA	1.89	0.54
1:D:436:SER:HB2	1:D:448:TYR:CE1	2.43	0.54
1:F:344:VAL:HG22	1:F:451:PRO:HB3	1.90	0.54
1:A:381:THR:HG22	1:A:401:ALA:CB	2.38	0.54
1:A:470:LEU:C	1:A:470:LEU:HD12	2.28	0.54
1:D:434:GLU:O	1:D:436:SER:N	2.41	0.54
1:E:344:VAL:HG22	1:E:451:PRO:CB	2.38	0.54
1:F:338:VAL:HG12	1:F:339:ILE:N	2.21	0.54
1:F:420:SER:O	1:F:421:LEU:HD23	2.08	0.54
1:F:477:ASN:OD1	1:F:479:ASP:OD2	2.26	0.54
1:D:289:TYR:HE1	1:D:390:PRO:CD	2.07	0.54

Continued on next page...

Continued from previous page...

Atom-1	Atom-2	Interatomic distance (Å)	Clash overlap (Å)
1:E:439:ILE:N	1:E:444:VAL:CG1	2.67	0.54
1:F:400:GLY:N	1:F:437:PHE:HB3	2.23	0.54
1:B:274:ARG:HB2	1:B:303:TYR:CD2	2.43	0.54
1:C:434:GLU:HB3	1:C:435:PRO:CD	2.31	0.54
1:A:263:LYS:NZ	1:A:478:ASP:OD2	2.40	0.53
1:B:348:ASN:HD22	1:B:349:SER:N	2.06	0.53
1:C:289:TYR:CD2	1:C:335:THR:HA	2.43	0.53
1:A:439:ILE:CB	1:A:442:THR:HG21	2.18	0.53
1:C:404:LEU:HB3	1:C:428:PHE:CD1	2.43	0.53
1:D:486:ASN:O	1:F:425:ARG:NH2	2.29	0.53
1:E:307:ARG:O	1:E:309:GLY:N	2.41	0.53
1:A:330:GLY:O	1:A:336:ASP:HB3	2.09	0.53
1:A:454:ASN:N	1:A:455:PRO:HD3	2.24	0.53
1:C:276:LYS:O	1:C:318:CYS:HB3	2.07	0.53
1:D:274:ARG:O	1:D:303:TYR:HE2	1.92	0.53
1:A:434:GLU:O	1:A:436:SER:N	2.41	0.53
1:C:439:ILE:O	1:C:442:THR:HG23	2.08	0.53
1:B:307:ARG:O	1:B:309:GLY:N	2.42	0.53
1:B:354:ASP:HA	1:B:424:LEU:O	2.09	0.53
1:C:265:MET:O	1:C:471:ILE:HA	2.08	0.53
1:E:404:LEU:N	1:E:404:LEU:HD12	2.24	0.53
1:E:439:ILE:O	1:E:442:THR:CG2	2.56	0.53
1:F:393:GLN:CB	1:F:441:ARG:NH2	2.70	0.53
1:A:438:SER:HB2	1:A:445:SER:OG	2.09	0.53
1:A:490:VAL:HG22	1:A:491:ARG:HG2	1.91	0.53
1:E:316:THR:HA	1:E:354:ASP:O	2.09	0.53
1:A:314:ALA:HA	1:A:357:ASP:HA	1.90	0.53
1:B:495:GLU:HB2	1:C:491:ARG:HH21	1.73	0.53
1:C:379:ILE:HG12	1:C:403:SER:CB	2.37	0.53
1:E:276:LYS:O	1:E:318:CYS:HB3	2.09	0.53
1:E:349:SER:HB2	1:E:430:LEU:HD12	1.89	0.53
1:B:439:ILE:O	1:B:440:THR:O	2.27	0.53
1:B:495:GLU:HB2	1:C:491:ARG:NH2	2.24	0.53
1:B:356:TRP:CH2	1:B:358:ASP:HA	2.44	0.53
1:E:389:LEU:N	1:E:394:TRP:HE1	2.05	0.53
1:A:344:VAL:HG22	1:A:451:PRO:CB	2.39	0.53
1:E:387:PHE:CD1	1:E:387:PHE:N	2.76	0.53
1:F:393:GLN:HB2	1:F:441:ARG:CZ	2.39	0.53
1:F:400:GLY:CA	1:F:437:PHE:HB3	2.38	0.53
1:A:505:PHE:CE1	1:B:505:PHE:HA	2.44	0.52
1:A:522:LEU:HD12	1:A:522:LEU:C	2.30	0.52

Continued on next page...

Continued from previous page...

Atom-1	Atom-2	Interatomic distance (Å)	Clash overlap (Å)
1:C:401:ALA:CB	1:C:435:PRO:HB2	2.39	0.52
1:D:289:TYR:CD1	1:D:389:LEU:HD23	2.44	0.52
1:E:344:VAL:HG22	1:E:451:PRO:HA	1.91	0.52
1:E:407:ALA:HB2	1:E:429:ARG:HG3	1.92	0.52
1:B:337:PHE:CZ	1:B:339:ILE:HD11	2.43	0.52
1:B:403:SER:OG	1:B:431:THR:HB	2.09	0.52
1:A:404:LEU:N	1:A:404:LEU:HD12	2.25	0.52
1:B:457:ASN:CG	1:B:457:ASN:O	2.47	0.52
1:C:325:ASP:OD2	1:C:341:ARG:HD2	2.10	0.52
1:D:502:ARG:HD2	1:F:283:LYS:O	2.09	0.52
1:B:411:LEU:HD12	1:C:481:GLN:HB2	1.91	0.52
1:B:490:VAL:HG22	1:B:491:ARG:N	2.23	0.52
1:C:416:THR:HG22	1:C:417:ASP:N	2.25	0.52
1:E:312:VAL:HG12	1:E:313:THR:N	2.23	0.52
1:D:387:PHE:O	1:D:394:TRP:HB3	2.10	0.52
1:D:411:LEU:HB3	1:E:483:PRO:CG	2.38	0.52
1:E:389:LEU:HD12	1:E:395:PRO:HD3	1.88	0.52
1:E:416:THR:HG22	1:E:417:ASP:N	2.23	0.52
1:F:258:LYS:HE3	1:F:476:SER:OG	2.08	0.52
1:B:259:THR:HG21	1:C:261:LEU:HD11	1.91	0.52
1:D:289:TYR:CD2	1:D:335:THR:CA	2.71	0.52
1:D:411:LEU:HB2	1:E:483:PRO:HA	1.90	0.52
1:D:386:SER:HA	1:D:396:VAL:HG22	1.90	0.52
1:E:356:TRP:CH2	1:E:358:ASP:HA	2.45	0.52
1:A:370:SER:OG	1:A:471:ILE:CD1	2.57	0.52
1:B:331:GLY:HA3	1:B:336:ASP:CG	2.30	0.52
1:B:374:ASN:ND2	1:B:375:LEU:N	2.58	0.52
1:D:254:ILE:HG22	1:D:255:VAL:O	2.10	0.51
1:D:259:THR:O	1:D:259:THR:HG23	2.11	0.51
1:D:506:ASN:HD22	1:F:283:LYS:HD3	1.75	0.51
1:E:344:VAL:HG22	1:E:451:PRO:CA	2.41	0.51
1:D:374:ASN:ND2	1:D:375:LEU:N	2.58	0.51
1:E:354:ASP:HA	1:E:424:LEU:O	2.10	0.51
1:E:488:VAL:HG12	1:E:490:VAL:HG12	1.90	0.51
1:A:381:THR:HG22	1:A:401:ALA:HB1	1.91	0.51
1:A:515:SER:HA	1:A:518:ILE:HG12	1.92	0.51
1:C:499:GLY:O	1:C:502:ARG:HB3	2.10	0.51
1:E:437:PHE:HD2	1:E:449:GLY:O	1.93	0.51
1:F:432:VAL:CG1	1:F:432:VAL:O	2.54	0.51
1:A:508:LEU:CD1	1:C:512:ILE:HD12	2.38	0.51
1:D:356:TRP:HB2	1:D:423:SER:CB	2.34	0.51

Continued on next page...

Continued from previous page...

Atom-1	Atom-2	Interatomic distance (Å)	Clash overlap (Å)
1:D:518:ILE:O	1:D:520:LEU:N	2.38	0.51
1:E:307:ARG:N	1:E:310:GLU:O	2.43	0.51
1:F:477:ASN:HB3	1:F:480:TYR:CD2	2.45	0.51
1:B:370:SER:HB2	1:B:471:ILE:HG13	1.93	0.51
1:A:316:THR:HA	1:A:354:ASP:O	2.10	0.51
1:F:269:ARG:HH22	1:F:360:GLN:HB2	1.74	0.51
1:B:472:SER:OG	1:B:474:VAL:CG2	2.59	0.51
1:E:474:VAL:HG13	1:E:475:PRO:HD2	1.93	0.51
1:D:483:PRO:HG3	1:F:411:LEU:HB3	1.93	0.51
1:F:414:GLN:O	1:F:420:SER:HA	2.11	0.51
1:A:510:GLN:HA	1:A:513:ALA:HB3	1.93	0.51
1:B:489:THR:HG22	1:B:489:THR:O	2.09	0.51
1:C:287:LEU:HD12	1:C:334:PRO:CB	2.41	0.51
1:D:314:ALA:HA	1:D:357:ASP:HA	1.92	0.51
1:E:355:TYR:OH	1:E:357:ASP:HB3	2.11	0.51
1:F:369:ARG:HH11	1:F:369:ARG:HG2	1.76	0.51
1:F:470:LEU:HD12	1:F:470:LEU:C	2.31	0.51
1:A:374:ASN:HD22	1:A:375:LEU:H	1.57	0.51
1:A:488:VAL:CG1	1:B:490:VAL:HG21	2.38	0.51
1:C:257:SER:O	1:C:258:LYS:HB2	2.11	0.51
1:D:289:TYR:HE2	1:D:335:THR:HG22	1.76	0.51
1:D:443:ARG:NE	1:D:443:ARG:N	2.52	0.51
1:F:393:GLN:O	1:F:441:ARG:NH1	2.44	0.51
1:A:505:PHE:O	1:A:506:ASN:C	2.46	0.50
1:B:344:VAL:HG22	1:B:451:PRO:CA	2.41	0.50
1:D:370:SER:O	1:D:470:LEU:HA	2.11	0.50
1:E:389:LEU:HD12	1:E:393:GLN:O	2.11	0.50
1:E:442:THR:O	1:E:444:VAL:N	2.44	0.50
1:F:381:THR:HG22	1:F:401:ALA:HB1	1.94	0.50
1:F:370:SER:HB2	1:F:471:ILE:HG13	1.92	0.50
1:A:367:TYR:HE1	1:B:364:ASN:HB3	1.76	0.50
1:B:259:THR:HG23	1:B:262:TRP:O	2.10	0.50
1:C:337:PHE:O	1:C:338:VAL:HG23	2.11	0.50
1:C:381:THR:HG22	1:C:401:ALA:HB1	1.92	0.50
1:C:354:ASP:HA	1:C:424:LEU:O	2.11	0.50
1:B:369:ARG:NH1	1:C:480:TYR:CZ	2.77	0.50
1:D:269:ARG:HH22	1:D:360:GLN:HB2	1.75	0.50
1:D:396:VAL:O	1:D:440:THR:HG23	2.11	0.50
1:E:437:PHE:CD1	1:E:437:PHE:C	2.84	0.50
1:E:510:GLN:O	1:E:511:GLU:C	2.49	0.50
1:F:386:SER:CB	1:F:396:VAL:HG22	2.39	0.50

Continued on next page...

Continued from previous page...

Atom-1	Atom-2	Interatomic distance (Å)	Clash overlap (Å)
1:A:307:ARG:HD2	1:A:312:VAL:CG2	2.42	0.50
1:A:354:ASP:HA	1:A:424:LEU:O	2.11	0.50
1:B:397:MET:HE3	1:B:439:ILE:HD11	1.93	0.50
1:C:381:THR:HG22	1:C:401:ALA:CB	2.42	0.50
1:C:399:GLY:HA3	1:C:437:PHE:HA	1.94	0.50
1:C:404:LEU:HG	1:C:430:LEU:CD2	2.40	0.50
1:D:262:TRP:HZ3	1:D:473:LEU:HG	1.75	0.50
1:D:325:ASP:OD2	1:D:341:ARG:HD2	2.12	0.50
1:D:416:THR:HG22	1:D:418:PHE:H	1.76	0.50
1:F:488:VAL:HG12	1:F:490:VAL:HG12	1.94	0.50
1:B:289:TYR:CE1	1:B:390:PRO:CG	2.94	0.50
1:D:374:ASN:HD22	1:D:375:LEU:H	1.59	0.50
1:D:370:SER:HB2	1:D:471:ILE:CD1	2.42	0.50
1:F:344:VAL:HG22	1:F:451:PRO:CB	2.41	0.50
1:F:394:TRP:CD1	1:F:394:TRP:N	2.80	0.50
1:B:402:VAL:HG12	1:B:432:VAL:HA	1.94	0.50
1:C:296:PHE:CE1	1:C:452:ALA:HB2	2.47	0.50
1:C:400:GLY:O	1:C:401:ALA:HB2	2.12	0.50
1:A:274:ARG:O	1:A:303:TYR:HE2	1.94	0.50
1:A:368:VAL:CG1	1:A:470:LEU:HB2	2.42	0.50
1:E:317:THR:HG21	1:F:487:SER:HB2	1.93	0.50
1:E:374:ASN:HD22	1:E:375:LEU:H	1.60	0.50
1:E:374:ASN:ND2	1:E:375:LEU:N	2.60	0.50
1:F:456:ASN:HA	1:F:462:TYR:HE2	1.77	0.50
1:B:398:THR:O	1:B:438:SER:N	2.36	0.49
1:B:404:LEU:HD12	1:B:404:LEU:N	2.27	0.49
1:D:387:PHE:CD1	1:D:387:PHE:N	2.80	0.49
1:E:442:THR:C	1:E:444:VAL:N	2.65	0.49
1:F:454:ASN:N	1:F:455:PRO:HD3	2.27	0.49
1:A:510:GLN:C	1:A:512:ILE:H	2.16	0.49
1:A:505:PHE:CZ	1:B:505:PHE:HA	2.47	0.49
1:D:387:PHE:CD1	1:D:395:PRO:O	2.65	0.49
1:E:269:ARG:HH22	1:E:360:GLN:HB2	1.77	0.49
1:A:374:ASN:ND2	1:A:375:LEU:N	2.59	0.49
1:A:374:ASN:HD22	1:A:375:LEU:N	2.11	0.49
1:B:374:ASN:HD22	1:B:375:LEU:H	1.60	0.49
1:B:514:MET:C	1:B:516:GLN:N	2.65	0.49
1:C:323:MET:SD	1:C:323:MET:N	2.69	0.49
1:D:295:SER:HA	1:D:343:GLU:HG3	1.95	0.49
1:D:454:ASN:N	1:D:455:PRO:HD3	2.27	0.49
1:F:291:TRP:CZ2	1:F:387:PHE:HB3	2.47	0.49

Continued on next page...

Continued from previous page...

Atom-1	Atom-2	Interatomic distance (Å)	Clash overlap (Å)
1:A:379:ILE:HG12	1:A:403:SER:CB	2.34	0.49
1:A:369:ARG:NH1	1:A:471:ILE:HG21	2.27	0.49
1:C:345:ILE:HG12	1:C:450:LEU:O	2.12	0.49
1:C:357:ASP:OD1	1:C:357:ASP:C	2.50	0.49
1:A:504:GLU:HB3	1:C:505:PHE:CE2	2.47	0.49
1:D:487:SER:OG	1:F:317:THR:HG21	2.12	0.49
1:F:347:GLU:HA	1:F:430:LEU:O	2.12	0.49
1:A:267:TYR:O	1:A:469:SER:HA	2.12	0.49
1:B:515:SER:HA	1:B:518:ILE:HG22	1.94	0.49
1:C:409:VAL:HA	1:C:425:ARG:O	2.12	0.49
1:E:371:LEU:HA	1:E:469:SER:O	2.13	0.49
1:B:273:ILE:HA	1:B:303:TYR:OH	2.12	0.49
1:B:289:TYR:HE1	1:B:390:PRO:HG2	1.78	0.49
1:C:404:LEU:N	1:C:404:LEU:HD12	2.27	0.49
1:B:344:VAL:HG22	1:B:451:PRO:CB	2.43	0.49
1:B:471:ILE:O	1:C:480:TYR:HE1	1.96	0.49
1:E:477:ASN:HB3	1:E:480:TYR:CD2	2.48	0.49
1:A:386:SER:CB	1:A:396:VAL:HG22	2.42	0.49
1:E:282:VAL:O	1:E:292:SER:HB3	2.12	0.49
1:E:314:ALA:HA	1:E:357:ASP:HA	1.95	0.49
1:F:407:ALA:HB3	1:F:427:ARG:HG2	1.94	0.49
1:A:272:THR:CB	1:A:305:TYR:CE1	2.96	0.49
1:F:511:GLU:HA	1:F:514:MET:CE	2.42	0.49
1:A:356:TRP:CH2	1:A:358:ASP:HA	2.48	0.48
1:C:386:SER:HA	1:C:396:VAL:HG22	1.95	0.48
1:C:477:ASN:HA	1:C:477:ASN:HD22	1.46	0.48
1:D:329:ASN:HD22	1:D:338:VAL:HG22	1.77	0.48
1:D:378:VAL:HG22	1:D:379:ILE:N	2.28	0.48
1:A:504:GLU:O	1:C:505:PHE:HZ	1.96	0.48
1:E:393:GLN:HE21	1:E:441:ARG:HH12	1.61	0.48
1:F:289:TYR:CD2	1:F:335:THR:HA	2.49	0.48
1:F:312:VAL:CG1	1:F:313:THR:N	2.76	0.48
1:F:369:ARG:HH12	1:F:471:ILE:HG21	1.77	0.48
1:B:498:LEU:HD21	1:C:497:GLN:CB	2.42	0.48
1:C:370:SER:CB	1:C:471:ILE:HD12	2.43	0.48
1:B:440:THR:O	1:B:441:ARG:C	2.51	0.48
1:B:500:GLU:O	1:B:503:GLU:HB2	2.14	0.48
1:A:494:LEU:O	1:A:495:GLU:C	2.52	0.48
1:B:339:ILE:HD11	1:B:387:PHE:CE2	2.48	0.48
1:C:389:LEU:O	1:C:390:PRO:C	2.52	0.48
1:C:444:VAL:CG1	1:C:444:VAL:O	2.61	0.48

Continued on next page...

Continued from previous page...

Atom-1	Atom-2	Interatomic distance (Å)	Clash overlap (Å)
1:A:498:LEU:HD13	1:C:498:LEU:HD13	1.94	0.48
1:D:262:TRP:CE3	1:D:473:LEU:HG	2.48	0.48
1:E:262:TRP:CH2	1:F:262:TRP:HZ2	2.31	0.48
1:F:357:ASP:OD1	1:F:357:ASP:C	2.52	0.48
1:D:434:GLU:O	1:D:435:PRO:C	2.52	0.48
1:E:522:LEU:O	1:E:523:LEU:HB2	2.12	0.48
1:A:396:VAL:O	1:A:440:THR:HG23	2.14	0.48
1:D:371:LEU:HA	1:D:469:SER:O	2.14	0.48
1:E:295:SER:HA	1:E:343:GLU:HG3	1.94	0.48
1:F:416:THR:CG2	1:F:417:ASP:N	2.76	0.48
1:A:300:ASN:ND2	1:A:317:THR:OG1	2.46	0.48
1:A:468:PHE:HD1	1:A:469:SER:N	2.11	0.48
1:B:397:MET:CE	1:B:439:ILE:HD11	2.44	0.48
1:B:508:LEU:HG	1:B:512:ILE:HD11	1.95	0.48
1:C:352:TYR:N	1:C:352:TYR:CD2	2.82	0.48
1:D:483:PRO:N	1:F:411:LEU:HB3	2.29	0.48
1:A:348:ASN:ND2	1:A:348:ASN:C	2.64	0.48
1:A:519:ASP:C	1:A:520:LEU:HD12	2.34	0.48
1:B:376:ASN:HB3	1:B:377:SER:H	1.40	0.48
1:C:295:SER:HA	1:C:343:GLU:HG3	1.95	0.48
1:C:454:ASN:N	1:C:455:PRO:HD3	2.29	0.48
1:D:348:ASN:C	1:D:348:ASN:ND2	2.67	0.48
1:D:439:ILE:C	1:D:442:THR:HG22	2.34	0.48
1:E:369:ARG:HH11	1:E:369:ARG:HG2	1.78	0.48
1:E:379:ILE:HG12	1:E:403:SER:CB	2.39	0.48
1:A:259:THR:HG21	1:B:261:LEU:HD12	1.96	0.48
1:C:355:TYR:C	1:C:423:SER:HB2	2.34	0.48
1:E:296:PHE:CZ	1:E:452:ALA:HB2	2.48	0.48
1:B:360:GLN:O	1:B:363:ARG:HB2	2.14	0.47
1:A:489:THR:O	1:A:489:THR:HG22	2.14	0.47
1:B:307:ARG:C	1:B:309:GLY:H	2.18	0.47
1:B:367:TYR:HE1	1:C:364:ASN:HB3	1.78	0.47
1:B:474:VAL:O	1:B:475:PRO:O	2.32	0.47
1:B:520:LEU:HG	1:B:520:LEU:O	2.14	0.47
1:F:404:LEU:HB3	1:F:428:PHE:CD1	2.49	0.47
1:A:468:PHE:CD1	1:A:469:SER:N	2.82	0.47
1:B:276:LYS:O	1:B:318:CYS:HB3	2.13	0.47
1:C:367:TYR:HB2	1:C:473:LEU:HB3	1.96	0.47
1:D:316:THR:HA	1:D:354:ASP:O	2.14	0.47
1:D:461:TYR:C	1:D:461:TYR:CD1	2.86	0.47
1:E:264:GLU:HG3	1:F:480:TYR:OH	2.14	0.47

Continued on next page...

Continued from previous page...

Atom-1	Atom-2	Interatomic distance (Å)	Clash overlap (Å)
1:E:477:ASN:OD1	1:E:479:ASP:HB3	2.14	0.47
1:B:414:GLN:O	1:B:420:SER:HA	2.14	0.47
1:F:338:VAL:CG1	1:F:339:ILE:N	2.77	0.47
1:F:490:VAL:HG22	1:F:491:ARG:N	2.28	0.47
1:A:254:ILE:HG22	1:A:255:VAL:O	2.15	0.47
1:A:261:LEU:HD12	1:C:262:TRP:HB2	1.95	0.47
1:E:414:GLN:O	1:E:420:SER:HA	2.14	0.47
1:E:474:VAL:CG1	1:E:475:PRO:HD2	2.45	0.47
1:F:287:LEU:HD12	1:F:334:PRO:CB	2.44	0.47
1:A:393:GLN:CB	1:A:441:ARG:HD2	2.43	0.47
1:C:401:ALA:HB3	1:C:435:PRO:HB2	1.97	0.47
1:C:474:VAL:HG12	1:C:475:PRO:O	2.14	0.47
1:D:357:ASP:C	1:D:357:ASP:OD1	2.52	0.47
1:E:376:ASN:HB3	1:E:377:SER:H	1.48	0.47
1:F:325:ASP:OD2	1:F:341:ARG:HD2	2.14	0.47
1:A:490:VAL:CG2	1:C:488:VAL:CG1	2.83	0.47
1:C:505:PHE:O	1:C:506:ASN:C	2.52	0.47
1:D:326:PHE:HB2	1:D:342:TYR:CE1	2.49	0.47
1:D:515:SER:O	1:D:517:LEU:N	2.48	0.47
1:E:442:THR:HG23	1:E:444:VAL:CG1	2.34	0.47
1:E:444:VAL:CG1	1:E:444:VAL:O	2.62	0.47
1:D:300:ASN:OD1	1:E:489:THR:HG21	2.15	0.47
1:F:381:THR:HG22	1:F:401:ALA:CB	2.44	0.47
1:A:393:GLN:CG	1:A:441:ARG:HD2	2.44	0.47
1:A:508:LEU:O	1:A:512:ILE:HG12	2.14	0.47
1:B:380:CYS:HA	1:B:462:TYR:CE1	2.50	0.47
1:B:472:SER:OG	1:B:474:VAL:HG23	2.15	0.47
1:B:513:ALA:O	1:B:517:LEU:HG	2.15	0.47
1:C:401:ALA:HB3	1:C:435:PRO:HD2	1.97	0.47
1:C:439:ILE:HB	1:C:442:THR:HG23	1.97	0.47
1:D:368:VAL:HG22	1:D:472:SER:CB	2.43	0.47
1:D:381:THR:HG22	1:D:401:ALA:HB1	1.95	0.47
1:D:480:TYR:OH	1:F:264:GLU:HG3	2.12	0.47
1:A:303:TYR:CE1	1:A:314:ALA:HB3	2.50	0.47
1:D:470:LEU:HD12	1:D:470:LEU:O	2.15	0.47
1:E:350:TYR:HE2	1:E:427:ARG:NE	2.09	0.47
1:F:303:TYR:CE1	1:F:314:ALA:HB3	2.49	0.47
1:B:439:ILE:C	1:B:440:THR:O	2.53	0.47
1:B:488:VAL:HG12	1:B:490:VAL:HG12	1.96	0.47
1:C:439:ILE:CG1	1:C:444:VAL:HG11	2.45	0.47
1:C:400:GLY:HA2	1:C:449:GLY:O	2.15	0.47

Continued on next page...

Continued from previous page...

Atom-1	Atom-2	Interatomic distance (Å)	Clash overlap (Å)
1:D:386:SER:CB	1:D:396:VAL:HG22	2.45	0.47
1:D:416:THR:HB	1:D:419:VAL:H	1.80	0.47
1:D:505:PHE:O	1:D:506:ASN:C	2.52	0.47
1:E:278:ALA:CB	1:E:299:ALA:HB2	2.45	0.47
1:E:355:TYR:C	1:E:423:SER:HB2	2.34	0.47
1:A:357:ASP:C	1:A:357:ASP:OD1	2.52	0.46
1:D:491:ARG:NH1	1:D:493:ASP:OD1	2.48	0.46
1:E:461:TYR:C	1:E:461:TYR:CD1	2.89	0.46
1:E:373:ALA:HB1	1:E:467:ARG:O	2.16	0.46
1:A:261:LEU:HD12	1:C:259:THR:OG1	2.14	0.46
1:A:491:ARG:N	1:C:417:ASP:OD1	2.48	0.46
1:B:369:ARG:NH1	1:C:480:TYR:CE2	2.83	0.46
1:B:396:VAL:H	1:B:440:THR:HB	1.79	0.46
1:B:440:THR:CG2	1:B:441:ARG:N	2.77	0.46
1:A:495:GLU:HG3	1:B:494:LEU:HD21	1.97	0.46
1:E:389:LEU:H	1:E:394:TRP:HE1	1.63	0.46
1:D:286:GLY:C	1:E:513:ALA:CB	2.83	0.46
1:F:330:GLY:O	1:F:336:ASP:HB3	2.15	0.46
1:C:348:ASN:ND2	1:C:348:ASN:C	2.68	0.46
1:D:483:PRO:CG	1:F:411:LEU:HB3	2.45	0.46
1:A:393:GLN:CB	1:A:441:ARG:CZ	2.93	0.46
1:A:439:ILE:HB	1:A:442:THR:HG22	1.90	0.46
1:B:289:TYR:CE1	1:B:390:PRO:HD2	2.51	0.46
1:B:381:THR:HG22	1:B:401:ALA:CB	2.46	0.46
1:C:444:VAL:O	1:C:445:SER:OG	2.28	0.46
1:D:289:TYR:CE2	1:D:335:THR:HG22	2.51	0.46
1:D:352:TYR:CD2	1:D:352:TYR:N	2.80	0.46
1:E:494:LEU:O	1:E:495:GLU:C	2.54	0.46
1:F:261:LEU:O	1:F:476:SER:N	2.48	0.46
1:A:254:ILE:CG2	1:A:255:VAL:N	2.79	0.46
1:A:350:TYR:HB3	1:A:352:TYR:HE2	1.81	0.46
1:E:307:ARG:C	1:E:309:GLY:H	2.18	0.46
1:F:348:ASN:C	1:F:348:ASN:ND2	2.68	0.46
1:F:477:ASN:ND2	1:F:479:ASP:OD2	2.48	0.46
1:B:259:THR:CG2	1:B:262:TRP:HB2	2.45	0.46
1:B:518:ILE:O	1:B:518:ILE:HG23	2.14	0.46
1:C:457:ASN:O	1:C:459:LYS:N	2.48	0.46
1:F:387:PHE:HD1	1:F:387:PHE:H	1.64	0.46
1:E:502:ARG:CZ	1:F:501:LEU:HD13	2.46	0.46
1:B:315:HIS:CD2	1:B:316:THR:N	2.83	0.46
1:B:434:GLU:O	1:B:435:PRO:C	2.50	0.46

Continued on next page...

Continued from previous page...

Atom-1	Atom-2	Interatomic distance (Å)	Clash overlap (Å)
1:C:457:ASN:O	1:C:457:ASN:CG	2.51	0.46
1:A:369:ARG:HD3	1:B:480:TYR:CE2	2.51	0.46
1:A:502:ARG:NH2	1:B:501:LEU:HB2	2.31	0.46
1:A:504:GLU:HB3	1:C:505:PHE:HE2	1.81	0.46
1:D:261:LEU:HD21	1:F:257:SER:HB2	1.97	0.46
1:D:411:LEU:HB3	1:E:483:PRO:HA	1.98	0.46
1:A:326:PHE:HB2	1:A:342:TYR:CE1	2.50	0.46
1:B:262:TRP:HA	1:B:475:PRO:HA	1.98	0.46
1:D:266:GLN:HA	1:D:470:LEU:O	2.16	0.46
1:D:374:ASN:HD22	1:D:375:LEU:N	2.14	0.46
1:E:352:TYR:CD2	1:E:352:TYR:N	2.83	0.46
1:F:440:THR:O	1:F:442:THR:HG22	2.16	0.46
1:A:274:ARG:HG2	1:A:463:GLU:HG3	1.97	0.46
1:B:394:TRP:N	1:B:394:TRP:CD1	2.83	0.46
1:B:367:TYR:HB2	1:B:473:LEU:HB3	1.97	0.46
1:C:488:VAL:HG12	1:C:490:VAL:HG12	1.98	0.46
1:D:268:ASN:O	1:D:269:ARG:HD3	2.15	0.46
1:D:394:TRP:HA	1:D:395:PRO:HD3	1.65	0.46
1:D:487:SER:HB2	1:F:317:THR:HG22	1.98	0.46
1:E:496:ARG:NH1	1:F:293:GLU:OE1	2.35	0.46
1:A:422:ASN:CB	1:B:483:PRO:HG2	2.45	0.45
1:B:352:TYR:HD2	1:B:352:TYR:N	2.13	0.45
1:B:407:ALA:HB2	1:B:429:ARG:HG3	1.99	0.45
1:B:346:LYS:HE2	1:B:448:TYR:O	2.16	0.45
1:C:474:VAL:HG12	1:C:475:PRO:N	2.30	0.45
1:B:417:ASP:OD2	1:C:492:GLN:HG2	2.17	0.45
1:D:409:VAL:HA	1:D:425:ARG:O	2.16	0.45
1:F:371:LEU:HA	1:F:469:SER:O	2.16	0.45
1:B:499:GLY:O	1:B:502:ARG:HB3	2.16	0.45
1:C:370:SER:HB2	1:C:471:ILE:CD1	2.45	0.45
1:C:404:LEU:HG	1:C:430:LEU:HD21	1.99	0.45
1:D:415:PHE:HE2	1:F:415:PHE:CE1	2.35	0.45
1:A:360:GLN:O	1:A:363:ARG:HB2	2.17	0.45
1:B:356:TRP:HB2	1:B:423:SER:CB	2.39	0.45
1:C:441:ARG:O	1:C:442:THR:HB	2.17	0.45
1:D:312:VAL:CG1	1:D:313:THR:N	2.79	0.45
1:D:480:TYR:O	1:D:481:GLN:HG3	2.17	0.45
1:B:274:ARG:HB2	1:B:303:TYR:CE2	2.51	0.45
1:B:289:TYR:OH	1:B:390:PRO:HB2	2.16	0.45
1:E:438:SER:HB3	1:E:445:SER:C	2.37	0.45
1:A:407:ALA:HB2	1:A:429:ARG:HG3	1.99	0.45

Continued on next page...

Continued from previous page...

Atom-1	Atom-2	Interatomic distance (Å)	Clash overlap (Å)
1:D:254:ILE:CG2	1:D:255:VAL:N	2.80	0.45
1:D:404:LEU:HB3	1:D:428:PHE:CD1	2.51	0.45
1:D:395:PRO:HB3	1:D:440:THR:O	2.16	0.45
1:F:426:PHE:O	1:F:428:PHE:CD2	2.69	0.45
1:F:461:TYR:C	1:F:461:TYR:CD1	2.89	0.45
1:A:315:HIS:HD2	1:A:414:GLN:OE1	1.99	0.45
1:B:325:ASP:OD2	1:B:341:ARG:HD2	2.16	0.45
1:B:338:VAL:CG1	1:B:339:ILE:N	2.79	0.45
1:B:363:ARG:HH11	1:B:363:ARG:HG2	1.80	0.45
1:B:400:GLY:O	1:B:401:ALA:HB2	2.17	0.45
1:E:356:TRP:HB2	1:E:423:SER:CB	2.41	0.45
1:F:286:GLY:C	1:F:288:GLY:N	2.70	0.45
1:F:362:PHE:O	1:F:363:ARG:C	2.54	0.45
1:A:393:GLN:HB3	1:A:441:ARG:NH1	2.31	0.45
1:C:494:LEU:O	1:C:495:GLU:C	2.55	0.45
1:E:348:ASN:C	1:E:348:ASN:ND2	2.70	0.45
1:A:296:PHE:CE1	1:A:452:ALA:HB2	2.52	0.45
1:B:416:THR:CG2	1:B:417:ASP:N	2.79	0.45
1:C:403:SER:OG	1:C:431:THR:HB	2.17	0.45
1:E:374:ASN:ND2	1:E:375:LEU:H	2.15	0.45
1:F:257:SER:O	1:F:258:LYS:HB2	2.16	0.45
1:F:349:SER:O	1:F:430:LEU:CD1	2.65	0.45
1:D:301:TYR:CE2	1:D:303:TYR:HD2	2.35	0.45
1:D:452:ALA:HA	1:D:455:PRO:HG3	1.98	0.45
1:A:519:ASP:O	1:A:520:LEU:HD12	2.17	0.44
1:B:434:GLU:HB3	1:B:435:PRO:HD3	1.99	0.44
1:C:345:ILE:HD11	1:C:450:LEU:HD23	1.99	0.44
1:E:436:SER:HG	1:E:446:ARG:HA	1.81	0.44
1:E:512:ILE:O	1:E:514:MET:N	2.50	0.44
1:A:416:THR:HG22	1:A:418:PHE:H	1.82	0.44
1:D:407:ALA:HB2	1:D:429:ARG:HG3	2.00	0.44
1:D:495:GLU:OE2	1:F:297:LYS:NZ	2.48	0.44
1:A:386:SER:CA	1:A:396:VAL:HG22	2.46	0.44
1:B:439:ILE:O	1:B:440:THR:C	2.55	0.44
1:C:262:TRP:CE3	1:C:474:VAL:C	2.90	0.44
1:A:278:ALA:HB3	1:A:297:LYS:HG3	1.98	0.44
1:B:259:THR:HG23	1:B:262:TRP:CA	2.48	0.44
1:B:394:TRP:HA	1:B:395:PRO:HD3	1.78	0.44
1:C:439:ILE:HG13	1:C:444:VAL:CG1	2.47	0.44
1:C:470:LEU:HD12	1:C:470:LEU:C	2.38	0.44
1:D:291:TRP:CH2	1:D:388:ALA:O	2.63	0.44

Continued on next page...

Continued from previous page...

Atom-1	Atom-2	Interatomic distance (Å)	Clash overlap (Å)
1:D:370:SER:CB	1:D:471:ILE:HD12	2.45	0.44
1:A:376:ASN:HB3	1:A:377:SER:H	1.49	0.44
1:C:306:THR:CG2	1:C:311:GLU:OE2	2.65	0.44
1:D:441:ARG:O	1:D:441:ARG:HG2	2.18	0.44
1:B:263:LYS:HE2	1:B:476:SER:HA	2.00	0.44
1:B:351:VAL:C	1:B:352:TYR:HD2	2.20	0.44
1:B:355:TYR:OH	1:B:357:ASP:HB3	2.17	0.44
1:C:416:THR:HG22	1:C:417:ASP:H	1.82	0.44
1:C:461:TYR:C	1:C:461:TYR:CD1	2.91	0.44
1:E:511:GLU:O	1:E:512:ILE:C	2.56	0.44
1:A:490:VAL:HG11	1:C:490:VAL:HG11	2.00	0.44
1:B:512:ILE:O	1:B:514:MET:N	2.51	0.44
1:D:381:THR:HG22	1:D:401:ALA:CB	2.47	0.44
1:D:495:GLU:CD	1:F:297:LYS:HZ2	2.20	0.44
1:E:470:LEU:HD12	1:E:470:LEU:C	2.37	0.44
1:F:314:ALA:HB1	1:F:355:TYR:CE1	2.53	0.44
1:F:511:GLU:HA	1:F:514:MET:HE1	1.98	0.44
1:B:368:VAL:HG11	1:B:470:LEU:HD22	1.99	0.44
1:E:369:ARG:HH12	1:E:471:ILE:HG21	1.83	0.44
1:F:312:VAL:HG12	1:F:313:THR:H	1.83	0.44
1:F:468:PHE:CD1	1:F:470:LEU:HD23	2.53	0.44
1:A:292:SER:O	1:A:340:SER:HB2	2.18	0.44
1:A:416:THR:HG22	1:A:417:ASP:H	1.79	0.44
1:A:501:LEU:HD21	1:C:501:LEU:HG	2.00	0.44
1:A:283:LYS:HE3	1:A:291:TRP:CH2	2.53	0.43
1:A:468:PHE:CD1	1:A:468:PHE:C	2.91	0.43
1:C:303:TYR:N	1:C:303:TYR:CD2	2.86	0.43
1:C:274:ARG:O	1:C:303:TYR:CE2	2.71	0.43
1:D:280:SER:OG	1:D:297:LYS:HD3	2.18	0.43
1:A:282:VAL:O	1:A:292:SER:HB3	2.18	0.43
1:A:355:TYR:C	1:A:423:SER:HB2	2.36	0.43
1:C:376:ASN:HB3	1:C:377:SER:H	1.39	0.43
1:C:474:VAL:CG1	1:C:475:PRO:N	2.81	0.43
1:D:488:VAL:CG1	1:D:490:VAL:HG12	2.47	0.43
1:E:357:ASP:OD1	1:E:357:ASP:C	2.57	0.43
1:E:490:VAL:CG2	1:E:491:ARG:N	2.81	0.43
1:F:287:LEU:HD12	1:F:334:PRO:HB2	2.00	0.43
1:A:278:ALA:HB1	1:A:297:LYS:CE	2.47	0.43
1:A:420:SER:HB3	1:A:486:ASN:HD21	1.83	0.43
1:B:283:LYS:HE3	1:B:291:TRP:CH2	2.53	0.43
1:C:270:ASP:OD1	1:C:467:ARG:HB3	2.18	0.43

Continued on next page...

Continued from previous page...

Atom-1	Atom-2	Interatomic distance (Å)	Clash overlap (Å)
1:C:263:LYS:HE2	1:C:475:PRO:O	2.18	0.43
1:D:491:ARG:HA	1:D:491:ARG:HD2	1.82	0.43
1:A:328:PHE:O	1:A:338:VAL:HG13	2.19	0.43
1:B:381:THR:HG22	1:B:401:ALA:HB1	2.01	0.43
1:E:331:GLY:HA3	1:E:336:ASP:CG	2.39	0.43
1:F:347:GLU:CD	1:F:347:GLU:H	2.21	0.43
1:D:481:GLN:N	1:F:368:VAL:O	2.50	0.43
1:A:289:TYR:HD2	1:A:335:THR:C	2.22	0.43
1:C:351:VAL:C	1:C:352:TYR:HD2	2.22	0.43
1:C:396:VAL:HG21	1:E:333:LEU:CD2	2.39	0.43
1:F:392:GLY:O	1:F:393:GLN:NE2	2.51	0.43
1:F:400:GLY:HA2	1:F:437:PHE:HB3	2.00	0.43
1:F:413:THR:HA	1:F:421:LEU:O	2.19	0.43
1:F:491:ARG:NH1	1:F:493:ASP:OD1	2.51	0.43
1:B:374:ASN:ND2	1:B:375:LEU:H	2.17	0.43
1:C:407:ALA:HB2	1:C:429:ARG:HG3	2.00	0.43
1:D:380:CYS:HA	1:D:462:TYR:CE1	2.53	0.43
1:D:395:PRO:HA	1:D:440:THR:OG1	2.18	0.43
1:E:389:LEU:HD11	1:E:395:PRO:CG	2.49	0.43
1:B:394:TRP:O	1:B:396:VAL:HG23	2.18	0.43
1:B:505:PHE:O	1:B:506:ASN:C	2.57	0.43
1:A:504:GLU:C	1:C:505:PHE:CZ	2.92	0.43
1:D:274:ARG:HG2	1:D:463:GLU:HG3	2.00	0.43
1:D:420:SER:HB3	1:D:486:ASN:HD21	1.83	0.43
1:E:511:GLU:O	1:E:514:MET:N	2.40	0.43
1:F:477:ASN:OD1	1:F:479:ASP:N	2.51	0.43
1:A:369:ARG:HB3	1:B:480:TYR:CD1	2.53	0.43
1:B:348:ASN:ND2	1:B:348:ASN:C	2.69	0.43
1:B:374:ASN:HD22	1:B:375:LEU:N	2.16	0.43
1:C:345:ILE:CD1	1:C:450:LEU:HB3	2.47	0.43
1:C:489:THR:O	1:C:489:THR:HG22	2.19	0.43
1:E:441:ARG:HA	1:E:441:ARG:HD3	1.82	0.43
1:F:364:ASN:HB2	1:F:474:VAL:CG1	2.44	0.43
1:A:268:ASN:O	1:A:269:ARG:HD3	2.19	0.43
1:A:434:GLU:O	1:A:435:PRO:C	2.57	0.43
1:C:369:ARG:NH1	1:C:471:ILE:HG21	2.32	0.43
1:D:356:TRP:CH2	1:D:358:ASP:HA	2.54	0.43
1:E:347:GLU:HA	1:E:430:LEU:O	2.18	0.43
1:E:417:ASP:OD2	1:F:490:VAL:HA	2.19	0.43
1:F:306:THR:CG2	1:F:311:GLU:OE2	2.67	0.43
1:A:259:THR:CG2	1:B:261:LEU:HD12	2.49	0.43

Continued on next page...

Continued from previous page...

Atom-1	Atom-2	Interatomic distance (Å)	Clash overlap (Å)
1:B:461:TYR:C	1:B:461:TYR:CD1	2.92	0.43
1:E:404:LEU:HB3	1:E:428:PHE:CD1	2.54	0.43
1:F:296:PHE:CE1	1:F:452:ALA:HB2	2.54	0.43
1:B:274:ARG:HG2	1:B:463:GLU:HG3	2.01	0.42
1:B:278:ALA:HB2	1:B:299:ALA:HB2	2.00	0.42
1:B:314:ALA:HB1	1:B:355:TYR:CE1	2.54	0.42
1:B:494:LEU:O	1:B:495:GLU:C	2.56	0.42
1:C:331:GLY:HA3	1:C:336:ASP:CG	2.38	0.42
1:C:416:THR:HB	1:C:419:VAL:H	1.83	0.42
1:D:372:ALA:O	1:D:373:ALA:HB2	2.18	0.42
1:E:325:ASP:OD2	1:E:341:ARG:HD2	2.18	0.42
1:E:491:ARG:HA	1:E:491:ARG:HD2	1.89	0.42
1:F:407:ALA:HB2	1:F:429:ARG:HG3	2.00	0.42
1:F:416:THR:CG2	1:F:418:PHE:HD1	2.32	0.42
1:F:498:LEU:O	1:F:501:LEU:N	2.52	0.42
1:A:413:THR:HA	1:A:421:LEU:O	2.19	0.42
1:B:355:TYR:C	1:B:423:SER:HB2	2.39	0.42
1:C:490:VAL:CG2	1:C:491:ARG:N	2.82	0.42
1:B:259:THR:CG2	1:B:262:TRP:C	2.88	0.42
1:B:362:PHE:O	1:B:363:ARG:C	2.58	0.42
1:C:339:ILE:HD11	1:C:387:PHE:CE2	2.54	0.42
1:E:259:THR:O	1:E:260:SER:C	2.58	0.42
1:E:315:HIS:HD2	1:E:414:GLN:OE1	2.02	0.42
1:E:446:ARG:HG3	1:E:446:ARG:HH11	1.84	0.42
1:E:380:CYS:HA	1:E:462:TYR:CE1	2.55	0.42
1:A:345:ILE:CG1	1:A:450:LEU:HB3	2.49	0.42
1:B:338:VAL:HG12	1:B:339:ILE:N	2.34	0.42
1:B:416:THR:HG22	1:B:418:PHE:H	1.84	0.42
1:D:516:GLN:C	1:D:518:ILE:N	2.72	0.42
1:E:338:VAL:CG1	1:E:339:ILE:N	2.83	0.42
1:F:350:TYR:HB3	1:F:352:TYR:HE2	1.84	0.42
1:A:409:VAL:HA	1:A:425:ARG:O	2.19	0.42
1:B:259:THR:HG21	1:B:262:TRP:HB2	2.00	0.42
1:C:312:VAL:CG1	1:C:313:THR:N	2.81	0.42
1:C:329:ASN:HA	1:C:338:VAL:HG22	2.00	0.42
1:D:355:TYR:C	1:D:423:SER:HB2	2.38	0.42
1:E:389:LEU:C	1:E:391:VAL:N	2.72	0.42
1:E:296:PHE:CD1	1:E:452:ALA:HB2	2.55	0.42
1:A:438:SER:CB	1:A:445:SER:HA	2.50	0.42
1:B:512:ILE:C	1:B:514:MET:N	2.72	0.42
1:C:337:PHE:CZ	1:C:387:PHE:CD2	3.07	0.42

Continued on next page...

Continued from previous page...

Atom-1	Atom-2	Interatomic distance (Å)	Clash overlap (Å)
1:C:398:THR:O	1:C:438:SER:N	2.49	0.42
1:D:452:ALA:HA	1:D:455:PRO:CG	2.50	0.42
1:E:389:LEU:O	1:E:390:PRO:C	2.57	0.42
1:F:475:PRO:O	1:F:476:SER:C	2.57	0.42
1:A:488:VAL:HA	1:C:415:PHE:HB2	2.01	0.42
1:C:445:SER:O	1:C:446:ARG:CB	2.67	0.42
1:E:274:ARG:HD2	1:E:303:TYR:CD1	2.55	0.42
1:E:512:ILE:C	1:E:514:MET:N	2.70	0.42
1:F:354:ASP:HA	1:F:424:LEU:O	2.20	0.42
1:D:479:ASP:HB3	1:F:369:ARG:HB2	2.00	0.42
1:A:461:TYR:CD1	1:A:461:TYR:C	2.93	0.42
1:A:490:VAL:CG2	1:A:491:ARG:N	2.83	0.42
1:A:504:GLU:O	1:A:507:ALA:HB3	2.20	0.42
1:B:278:ALA:CB	1:B:299:ALA:HB2	2.49	0.42
1:C:296:PHE:CZ	1:C:452:ALA:HB2	2.55	0.42
1:D:470:LEU:CD1	1:D:470:LEU:C	2.85	0.42
1:E:274:ARG:HB2	1:E:303:TYR:CE2	2.54	0.42
1:E:315:HIS:CD2	1:E:316:THR:N	2.87	0.42
1:E:488:VAL:CG1	1:E:490:VAL:HG12	2.49	0.42
1:F:389:LEU:HA	1:F:390:PRO:HD3	1.81	0.42
1:B:357:ASP:C	1:B:357:ASP:OD1	2.56	0.42
1:B:369:ARG:HH11	1:B:369:ARG:HG2	1.85	0.42
1:B:452:ALA:HA	1:B:455:PRO:HG3	2.02	0.42
1:D:367:TYR:HB2	1:D:473:LEU:HB3	2.01	0.42
1:C:391:VAL:HG21	1:D:514:MET:HB3	2.02	0.42
1:E:351:VAL:C	1:E:352:TYR:HD2	2.23	0.42
1:E:518:ILE:O	1:E:519:ASP:C	2.58	0.42
1:A:331:GLY:HA3	1:A:336:ASP:CB	2.50	0.42
1:D:282:VAL:O	1:D:292:SER:HB3	2.19	0.42
1:D:490:VAL:CG2	1:D:491:ARG:N	2.83	0.42
1:D:518:ILE:CG2	1:D:518:ILE:O	2.68	0.42
1:E:375:LEU:HB3	1:E:406:SER:HB2	2.01	0.42
1:A:331:GLY:HA3	1:A:336:ASP:CG	2.39	0.41
1:A:504:GLU:O	1:C:505:PHE:CZ	2.73	0.41
1:B:369:ARG:HD2	1:C:479:ASP:HB2	2.02	0.41
1:B:490:VAL:O	1:C:491:ARG:NE	2.53	0.41
1:C:306:THR:HG22	1:C:311:GLU:OE2	2.19	0.41
1:C:401:ALA:HB2	1:C:435:PRO:HB2	2.02	0.41
1:D:374:ASN:ND2	1:D:375:LEU:H	2.18	0.41
1:A:356:TRP:HB2	1:A:423:SER:CB	2.47	0.41
1:A:393:GLN:HB3	1:A:393:GLN:HE21	1.64	0.41

Continued on next page...

Continued from previous page...

Atom-1	Atom-2	Interatomic distance (Å)	Clash overlap (Å)
1:B:304:THR:HA	1:B:312:VAL:O	2.20	0.41
1:B:403:SER:OG	1:B:405:HIS:HE1	2.03	0.41
1:B:439:ILE:HB	1:B:444:VAL:CG1	2.50	0.41
1:C:386:SER:CB	1:C:396:VAL:HG22	2.49	0.41
1:E:338:VAL:HG12	1:E:339:ILE:N	2.34	0.41
1:A:269:ARG:HH22	1:A:360:GLN:HB2	1.84	0.41
1:B:254:ILE:O	1:B:265:MET:HE3	2.20	0.41
1:B:386:SER:HA	1:B:396:VAL:HG22	2.03	0.41
1:C:289:TYR:CE1	1:C:390:PRO:CG	2.99	0.41
1:D:282:VAL:CG1	1:E:502:ARG:NE	2.83	0.41
1:E:388:ALA:HA	1:E:394:TRP:CE2	2.54	0.41
1:D:425:ARG:NH2	1:E:486:ASN:O	2.35	0.41
1:E:512:ILE:HG13	1:E:512:ILE:H	1.45	0.41
1:F:379:ILE:HG12	1:F:403:SER:CB	2.35	0.41
1:C:287:LEU:HD12	1:C:334:PRO:HB2	2.01	0.41
1:D:286:GLY:O	1:E:510:GLN:CA	2.36	0.41
1:D:411:LEU:HB3	1:E:483:PRO:CA	2.50	0.41
1:D:502:ARG:NH1	1:F:283:LYS:O	2.53	0.41
1:F:270:ASP:OD1	1:F:467:ARG:HB3	2.19	0.41
1:F:350:TYR:HB3	1:F:352:TYR:CE2	2.56	0.41
1:F:356:TRP:HD1	1:F:422:ASN:O	2.03	0.41
1:F:386:SER:HB3	1:F:396:VAL:CG2	2.44	0.41
1:A:416:THR:CG2	1:A:417:ASP:N	2.81	0.41
1:A:434:GLU:O	1:A:448:TYR:HE1	2.03	0.41
1:D:283:LYS:O	1:E:506:ASN:ND2	2.40	0.41
1:D:403:SER:OG	1:D:405:HIS:HE1	2.03	0.41
1:E:443:ARG:CZ	1:E:443:ARG:CB	2.98	0.41
1:F:287:LEU:CD1	1:F:334:PRO:HB2	2.50	0.41
1:B:386:SER:HB3	1:B:396:VAL:HG22	2.02	0.41
1:B:409:VAL:HA	1:B:425:ARG:O	2.21	0.41
1:A:360:GLN:HA	1:A:363:ARG:NH2	2.36	0.41
1:B:269:ARG:HH22	1:B:360:GLN:HB2	1.85	0.41
1:C:275:PHE:CD2	1:C:275:PHE:N	2.87	0.41
1:C:307:ARG:O	1:C:308:ASP:C	2.58	0.41
1:D:355:TYR:OH	1:D:357:ASP:HB3	2.20	0.41
1:D:383:GLY:N	1:D:457:ASN:HB2	2.36	0.41
1:D:373:ALA:HB2	1:D:468:PHE:CB	2.50	0.41
1:E:434:GLU:HB3	1:E:435:PRO:CD	2.47	0.41
1:F:386:SER:HA	1:F:396:VAL:HG22	2.02	0.41
1:A:395:PRO:HB3	1:A:440:THR:O	2.21	0.41
1:D:439:ILE:CB	1:D:442:THR:CG2	2.84	0.41

Continued on next page...

Continued from previous page...

Atom-1	Atom-2	Interatomic distance (Å)	Clash overlap (Å)
1:E:300:ASN:OD1	1:F:489:THR:CG2	2.69	0.41
1:A:385:TYR:O	1:A:396:VAL:HG13	2.20	0.41
1:A:417:ASP:OD1	1:B:490:VAL:HA	2.20	0.41
1:B:373:ALA:HB2	1:B:468:PHE:HA	2.03	0.41
1:B:472:SER:O	1:B:474:VAL:N	2.54	0.41
1:C:337:PHE:HZ	1:C:387:PHE:CD2	2.39	0.41
1:E:323:MET:N	1:E:323:MET:SD	2.87	0.41
1:F:399:GLY:HA3	1:F:437:PHE:HA	2.02	0.41
1:B:312:VAL:CG1	1:B:313:THR:N	2.84	0.41
1:C:307:ARG:O	1:C:310:GLU:N	2.42	0.41
1:D:326:PHE:O	1:D:327:ASN:HB3	2.20	0.41
1:D:330:GLY:O	1:D:336:ASP:HB3	2.20	0.41
1:D:350:TYR:HB3	1:D:352:TYR:CE2	2.53	0.41
1:D:516:GLN:C	1:D:518:ILE:H	2.22	0.41
1:E:409:VAL:O	1:E:409:VAL:HG13	2.21	0.41
1:A:263:LYS:O	1:A:474:VAL:O	2.39	0.41
1:A:286:GLY:O	1:B:510:GLN:HA	2.21	0.41
1:D:344:VAL:HA	1:D:450:LEU:O	2.21	0.41
1:E:512:ILE:O	1:E:515:SER:N	2.54	0.41
1:F:262:TRP:HA	1:F:476:SER:H	1.86	0.41
1:F:278:ALA:CB	1:F:297:LYS:HG3	2.51	0.41
1:B:416:THR:HB	1:B:419:VAL:H	1.87	0.40
1:B:444:VAL:CG2	1:B:447:LEU:HD13	2.51	0.40
1:B:484:ILE:HG23	1:B:485:THR:HG23	2.02	0.40
1:C:394:TRP:HA	1:C:395:PRO:HD3	1.91	0.40
1:C:375:LEU:HB3	1:C:406:SER:HB2	2.04	0.40
1:E:395:PRO:HA	1:E:440:THR:HB	2.03	0.40
1:F:294:ILE:HG22	1:F:294:ILE:O	2.19	0.40
1:A:517:LEU:HD12	1:D:520:LEU:HD11	2.02	0.40
1:A:502:ARG:NH2	1:B:501:LEU:HA	2.37	0.40
1:C:274:ARG:HG2	1:C:463:GLU:HG3	2.03	0.40
1:C:470:LEU:C	1:C:471:ILE:HG13	2.42	0.40
1:C:488:VAL:CG1	1:C:490:VAL:HG12	2.51	0.40
1:D:328:PHE:CE2	1:D:337:PHE:HD2	2.39	0.40
1:D:369:ARG:O	1:D:370:SER:C	2.59	0.40
1:D:508:LEU:HG	1:D:508:LEU:O	2.20	0.40
1:E:273:ILE:HA	1:E:303:TYR:OH	2.22	0.40
1:E:315:HIS:CD2	1:E:315:HIS:C	2.94	0.40
1:E:503:GLU:O	1:E:504:GLU:C	2.59	0.40
1:F:306:THR:HG22	1:F:311:GLU:OE2	2.21	0.40
1:A:380:CYS:HA	1:A:462:TYR:CE1	2.56	0.40

Continued on next page...

Continued from previous page...

Atom-1	Atom-2	Interatomic distance (Å)	Clash overlap (Å)
1:A:368:VAL:HG13	1:A:470:LEU:HB2	2.02	0.40
1:B:474:VAL:C	1:B:475:PRO:O	2.60	0.40
1:C:338:VAL:CG1	1:C:339:ILE:N	2.84	0.40
1:C:371:LEU:HA	1:C:469:SER:O	2.21	0.40
1:C:262:TRP:CE3	1:C:474:VAL:O	2.69	0.40
1:F:374:ASN:ND2	1:F:375:LEU:N	2.69	0.40
1:A:325:ASP:OD2	1:A:341:ARG:HD2	2.21	0.40
1:B:452:ALA:HA	1:B:455:PRO:CG	2.52	0.40
1:B:470:LEU:CD1	1:B:470:LEU:C	2.90	0.40
1:C:439:ILE:O	1:C:442:THR:CG2	2.69	0.40
1:D:259:THR:O	1:D:261:LEU:N	2.54	0.40
1:D:369:ARG:HH11	1:D:369:ARG:CG	2.35	0.40
1:E:443:ARG:CB	1:E:443:ARG:NH1	2.80	0.40
1:F:323:MET:N	1:F:323:MET:SD	2.87	0.40
1:F:510:GLN:O	1:F:514:MET:CB	2.64	0.40
1:D:292:SER:O	1:D:340:SER:HB2	2.22	0.40
1:D:411:LEU:HD13	1:E:483:PRO:HD3	2.03	0.40
1:F:391:VAL:CG1	1:F:392:GLY:N	2.85	0.40
1:F:451:PRO:O	1:F:451:PRO:HG2	2.21	0.40

There are no symmetry-related clashes.

5.3 Torsion angles [i](#)

5.3.1 Protein backbone [i](#)

In the following table, the Percentiles column shows the percent Ramachandran outliers of the chain as a percentile score with respect to all X-ray entries followed by that with respect to entries of similar resolution.

The Analysed column shows the number of residues for which the backbone conformation was analysed, and the total number of residues.

Mol	Chain	Analysed	Favoured	Allowed	Outliers	Percentiles	
1	A	268/278 (96%)	223 (83%)	38 (14%)	7 (3%)	5	31
1	B	267/278 (96%)	222 (83%)	32 (12%)	13 (5%)	2	17
1	C	264/278 (95%)	225 (85%)	32 (12%)	7 (3%)	5	30
1	D	265/278 (95%)	216 (82%)	38 (14%)	11 (4%)	3	20
1	E	265/278 (95%)	219 (83%)	35 (13%)	11 (4%)	3	20

Continued on next page...

Continued from previous page...

Mol	Chain	Analysed	Favoured	Allowed	Outliers	Percentiles	
1	F	263/278 (95%)	227 (86%)	28 (11%)	8 (3%)	4	28
All	All	1592/1668 (95%)	1332 (84%)	203 (13%)	57 (4%)	3	23

All (57) Ramachandran outliers are listed below:

Mol	Chain	Res	Type
1	A	435	PRO
1	A	513	ALA
1	B	440	THR
1	B	475	PRO
1	D	260	SER
1	D	392	GLY
1	D	435	PRO
1	F	308	ASP
1	F	432	VAL
1	F	434	GLU
1	F	435	PRO
1	A	388	ALA
1	B	260	SER
1	B	308	ASP
1	B	515	SER
1	C	308	ASP
1	D	393	GLN
1	D	516	GLN
1	D	519	ASP
1	E	308	ASP
1	E	443	ARG
1	E	511	GLU
1	F	503	GLU
1	C	376	ASN
1	C	446	ARG
1	D	363	ARG
1	E	519	ASP
1	F	363	ARG
1	B	363	ARG
1	B	432	VAL
1	B	435	PRO
1	B	443	ARG
1	B	477	ASN
1	B	478	ASP
1	C	363	ARG
1	E	376	ASN

Continued on next page...

Continued from previous page...

Mol	Chain	Res	Type
1	E	503	GLU
1	E	513	ALA
1	F	452	ALA
1	A	363	ARG
1	A	446	ARG
1	A	505	PHE
1	B	376	ASN
1	D	376	ASN
1	E	260	SER
1	F	376	ASN
1	B	505	PHE
1	E	390	PRO
1	E	435	PRO
1	C	366	VAL
1	C	434	GLU
1	C	458	GLY
1	D	309	GLY
1	D	366	VAL
1	E	518	ILE
1	A	366	VAL
1	D	434	GLU

5.3.2 Protein sidechains [i](#)

In the following table, the Percentiles column shows the percent sidechain outliers of the chain as a percentile score with respect to all X-ray entries followed by that with respect to entries of similar resolution.

The Analysed column shows the number of residues for which the sidechain conformation was analysed, and the total number of residues.

Mol	Chain	Analysed	Rotameric	Outliers	Percentiles	
1	A	238/244 (98%)	231 (97%)	7 (3%)	42	74
1	B	237/244 (97%)	230 (97%)	7 (3%)	41	73
1	C	235/244 (96%)	229 (97%)	6 (3%)	46	76
1	D	236/244 (97%)	228 (97%)	8 (3%)	37	70
1	E	235/244 (96%)	224 (95%)	11 (5%)	26	62
1	F	234/244 (96%)	227 (97%)	7 (3%)	41	73
All	All	1415/1464 (97%)	1369 (97%)	46 (3%)	38	71

All (46) residues with a non-rotameric sidechain are listed below:

Mol	Chain	Res	Type
1	A	306	THR
1	A	323	MET
1	A	325	ASP
1	A	329	ASN
1	A	348	ASN
1	A	447	LEU
1	A	479	ASP
1	B	259	THR
1	B	323	MET
1	B	325	ASP
1	B	341	ARG
1	B	348	ASN
1	B	386	SER
1	B	442	THR
1	C	323	MET
1	C	325	ASP
1	C	329	ASN
1	C	348	ASN
1	C	477	ASN
1	C	515	SER
1	D	323	MET
1	D	325	ASP
1	D	348	ASN
1	D	386	SER
1	D	391	VAL
1	D	443	ARG
1	D	447	LEU
1	D	451	PRO
1	E	318	CYS
1	E	323	MET
1	E	325	ASP
1	E	348	ASN
1	E	386	SER
1	E	431	THR
1	E	432	VAL
1	E	442	THR
1	E	476	SER
1	E	512	ILE
1	E	515	SER
1	F	323	MET
1	F	325	ASP
1	F	329	ASN

Continued on next page...

Continued from previous page...

Mol	Chain	Res	Type
1	F	348	ASN
1	F	387	PHE
1	F	480	TYR
1	F	510	GLN

Some sidechains can be flipped to improve hydrogen bonding and reduce clashes. All (63) such sidechains are listed below:

Mol	Chain	Res	Type
1	A	300	ASN
1	A	315	HIS
1	A	321	ASN
1	A	324	ASN
1	A	329	ASN
1	A	348	ASN
1	A	374	ASN
1	A	376	ASN
1	A	393	GLN
1	A	405	HIS
1	A	422	ASN
1	A	497	GLN
1	B	315	HIS
1	B	321	ASN
1	B	324	ASN
1	B	329	ASN
1	B	348	ASN
1	B	374	ASN
1	B	376	ASN
1	B	405	HIS
1	B	422	ASN
1	C	300	ASN
1	C	315	HIS
1	C	321	ASN
1	C	324	ASN
1	C	329	ASN
1	C	348	ASN
1	C	364	ASN
1	C	374	ASN
1	C	376	ASN
1	C	405	HIS
1	C	422	ASN
1	C	477	ASN
1	D	315	HIS

Continued on next page...

Continued from previous page...

Mol	Chain	Res	Type
1	D	321	ASN
1	D	324	ASN
1	D	329	ASN
1	D	348	ASN
1	D	374	ASN
1	D	376	ASN
1	D	405	HIS
1	D	422	ASN
1	D	497	GLN
1	D	506	ASN
1	D	516	GLN
1	E	315	HIS
1	E	321	ASN
1	E	324	ASN
1	E	329	ASN
1	E	348	ASN
1	E	374	ASN
1	E	376	ASN
1	E	393	GLN
1	E	405	HIS
1	E	422	ASN
1	E	497	GLN
1	F	315	HIS
1	F	324	ASN
1	F	329	ASN
1	F	348	ASN
1	F	374	ASN
1	F	376	ASN
1	F	422	ASN

5.3.3 RNA [i](#)

There are no RNA molecules in this entry.

5.4 Non-standard residues in protein, DNA, RNA chains [i](#)

There are no non-standard protein/DNA/RNA residues in this entry.

5.5 Carbohydrates [i](#)

There are no carbohydrates in this entry.

5.6 Ligand geometry [i](#)

There are no ligands in this entry.

5.7 Other polymers [i](#)

There are no such residues in this entry.

5.8 Polymer linkage issues [i](#)

There are no chain breaks in this entry.

6 Fit of model and data [i](#)

6.1 Protein, DNA and RNA chains [i](#)

In the following table, the column labelled '#RSRZ > 2' contains the number (and percentage) of RSRZ outliers, followed by percent RSRZ outliers for the chain as percentile scores relative to all X-ray entries and entries of similar resolution. The OWAB column contains the minimum, median, 95th percentile and maximum values of the occupancy-weighted average B-factor per residue. The column labelled 'Q < 0.9' lists the number of (and percentage) of residues with an average occupancy less than 0.9.

Mol	Chain	Analysed	<RSRZ>	#RSRZ>2	OWAB(Å ²)	Q<0.9
1	A	268/278 (96%)	-0.28	1 (0%) 92 89	35, 86, 141, 172	0
1	B	269/278 (96%)	-0.39	1 (0%) 92 89	28, 87, 135, 164	0
1	C	266/278 (95%)	-0.34	1 (0%) 92 89	38, 88, 146, 189	0
1	D	264/278 (94%)	-0.30	2 (0%) 86 78	34, 90, 142, 177	0
1	E	267/278 (96%)	-0.33	1 (0%) 92 89	44, 87, 142, 175	0
1	F	253/278 (91%)	-0.37	0 100 100	33, 85, 133, 167	0
All	All	1587/1668 (95%)	-0.34	6 (0%) 92 89	28, 87, 141, 189	0

All (6) RSRZ outliers are listed below:

Mol	Chain	Res	Type	RSRZ
1	C	434	GLU	2.8
1	D	270	ASP	2.3
1	D	520	LEU	2.3
1	E	332	SER	2.3
1	A	407	ALA	2.2
1	B	448	TYR	2.1

6.2 Non-standard residues in protein, DNA, RNA chains [i](#)

There are no non-standard protein/DNA/RNA residues in this entry.

6.3 Carbohydrates [i](#)

There are no carbohydrates in this entry.

6.4 Ligands

There are no ligands in this entry.

6.5 Other polymers

There are no such residues in this entry.