



# Full wwPDB X-ray Structure Validation Report ⓘ

Oct 23, 2021 – 09:34 AM EDT

PDB ID : 1QSJ  
Title : N-TERMINALLY TRUNCATED C3DG FRAGMENT  
Authors : Zanotti, G.; Bassetto, A.; Battistutta, R.; Stoppini, M.; Folli, C.; Berni, R.  
Deposited on : 1999-06-22  
Resolution : 1.90 Å(reported)

This is a Full wwPDB X-ray Structure Validation Report for a publicly released PDB entry.

We welcome your comments at [validation@mail.wwpdb.org](mailto:validation@mail.wwpdb.org)

A user guide is available at

<https://www.wwpdb.org/validation/2017/XrayValidationReportHelp>

with specific help available everywhere you see the ⓘ symbol.

---

The following versions of software and data (see [references ⓘ](#)) were used in the production of this report:

MolProbity : 4.02b-467  
Xtriage (Phenix) : 1.13  
EDS : 2.23.2  
Percentile statistics : 20191225.v01 (using entries in the PDB archive December 25th 2019)  
Refmac : 5.8.0158  
CCP4 : 7.0.044 (Gargrove)  
Ideal geometry (proteins) : Engh & Huber (2001)  
Ideal geometry (DNA, RNA) : Parkinson et al. (1996)  
Validation Pipeline (wwPDB-VP) : 2.23.2

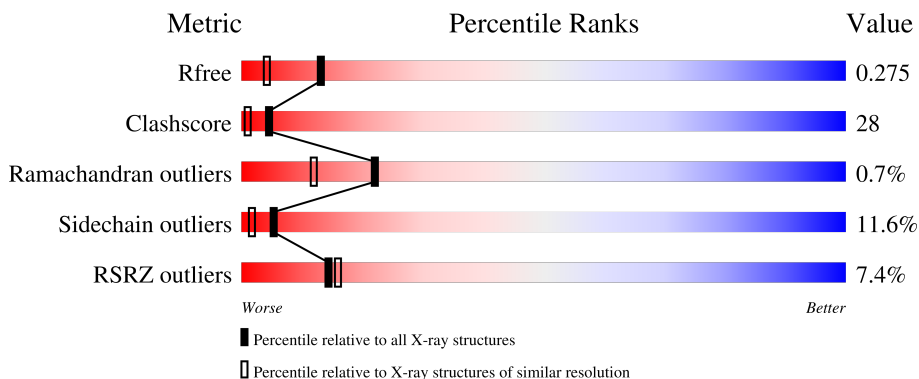
# 1 Overall quality at a glance

The following experimental techniques were used to determine the structure:

*X-RAY DIFFRACTION*

The reported resolution of this entry is 1.90 Å.

Percentile scores (ranging between 0-100) for global validation metrics of the entry are shown in the following graphic. The table shows the number of entries on which the scores are based.



Metric	Whole archive (#Entries)	Similar resolution (#Entries, resolution range(Å))
$R_{free}$	130704	6207 (1.90-1.90)
Clashscore	141614	6847 (1.90-1.90)
Ramachandran outliers	138981	6760 (1.90-1.90)
Sidechain outliers	138945	6760 (1.90-1.90)
RSRZ outliers	127900	6082 (1.90-1.90)

The table below summarises the geometric issues observed across the polymeric chains and their fit to the electron density. The red, orange, yellow and green segments of the lower bar indicate the fraction of residues that contain outliers for  $\geq 3$ , 2, 1 and 0 types of geometric quality criteria respectively. A grey segment represents the fraction of residues that are not modelled. The numeric value for each fraction is indicated below the corresponding segment, with a dot representing fractions  $\leq 5\%$ . The upper red bar (where present) indicates the fraction of residues that have poor fit to the electron density. The numeric value is given above the bar.

Mol	Chain	Length	Quality of chain
1	A	277	
1	B	277	
1	C	277	
1	D	277	

## 2 Entry composition [i](#)

There are 2 unique types of molecules in this entry. The entry contains 9162 atoms, of which 0 are hydrogens and 0 are deuteriums.

In the tables below, the ZeroOcc column contains the number of atoms modelled with zero occupancy, the AltConf column contains the number of residues with at least one atom in alternate conformation and the Trace column contains the number of residues modelled with at most 2 atoms.

- Molecule 1 is a protein called COMPLEMENT C3 PRECURSOR.

Mol	Chain	Residues	Atoms					ZeroOcc	AltConf	Trace
			Total	C	N	O	S			
1	A	276	2189	1406	364	411	8	0	0	0
1	B	276	2189	1406	364	411	8	0	0	0
1	C	276	2189	1406	364	411	8	0	0	0
1	D	276	2189	1406	364	411	8	0	0	0

There are 12 discrepancies between the modelled and reference sequences:

Chain	Residue	Modelled	Actual	Comment	Reference
A	1081	TYR	MET	engineered mutation	UNP P01026
B	1081	TYR	MET	engineered mutation	UNP P01026
C	1081	TYR	MET	engineered mutation	UNP P01026
D	1081	TYR	MET	engineered mutation	UNP P01026
A	1082	VAL	TRP	engineered mutation	UNP P01026
B	1082	VAL	TRP	engineered mutation	UNP P01026
C	1082	VAL	TRP	engineered mutation	UNP P01026
D	1082	VAL	TRP	engineered mutation	UNP P01026
A	1085	VAL	SER	engineered mutation	UNP P01026
B	1085	VAL	SER	engineered mutation	UNP P01026
C	1085	VAL	SER	engineered mutation	UNP P01026
D	1085	VAL	SER	engineered mutation	UNP P01026

- Molecule 2 is water.

Mol	Chain	Residues	Atoms		ZeroOcc	AltConf
2	A	87	Total 87	O 87	0	0
2	B	115	Total 115	O 115	0	0

*Continued on next page...*

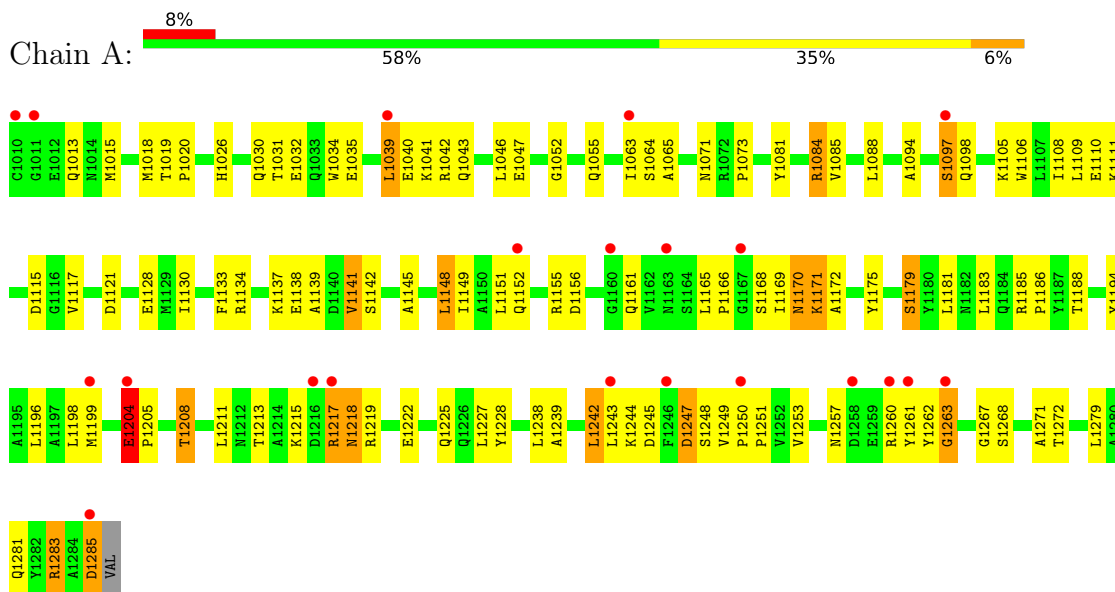
*Continued from previous page...*

<b>Mol</b>	<b>Chain</b>	<b>Residues</b>	<b>Atoms</b>		<b>ZeroOcc</b>	<b>AltConf</b>
2	C	101	Total 101	O 101	0	0
2	D	103	Total 103	O 103	0	0

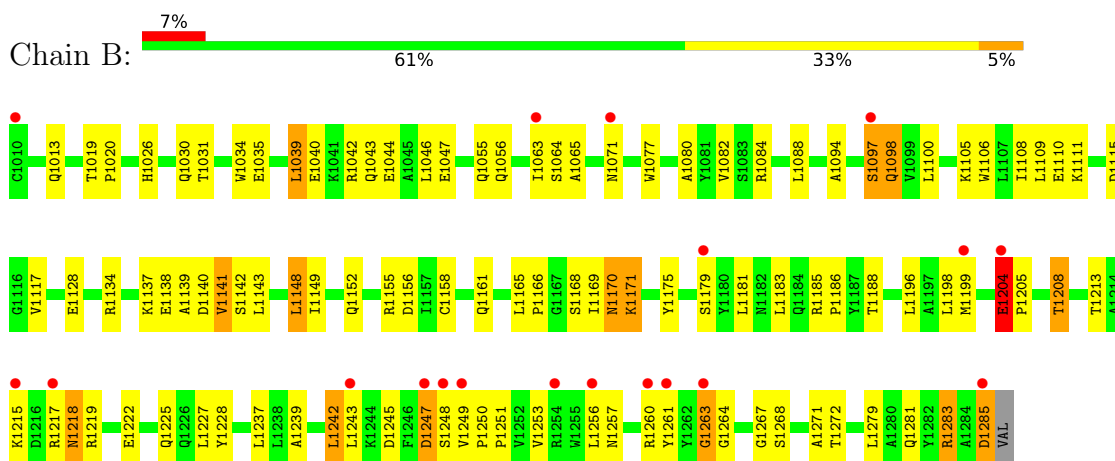
### 3 Residue-property plots [i](#)

These plots are drawn for all protein, RNA, DNA and oligosaccharide chains in the entry. The first graphic for a chain summarises the proportions of the various outlier classes displayed in the second graphic. The second graphic shows the sequence view annotated by issues in geometry and electron density. Residues are color-coded according to the number of geometric quality criteria for which they contain at least one outlier: green = 0, yellow = 1, orange = 2 and red = 3 or more. A red dot above a residue indicates a poor fit to the electron density ( $RSRZ > 2$ ). Stretches of 2 or more consecutive residues without any outlier are shown as a green connector. Residues present in the sample, but not in the model, are shown in grey.

- Molecule 1: COMPLEMENT C3 PRECURSOR

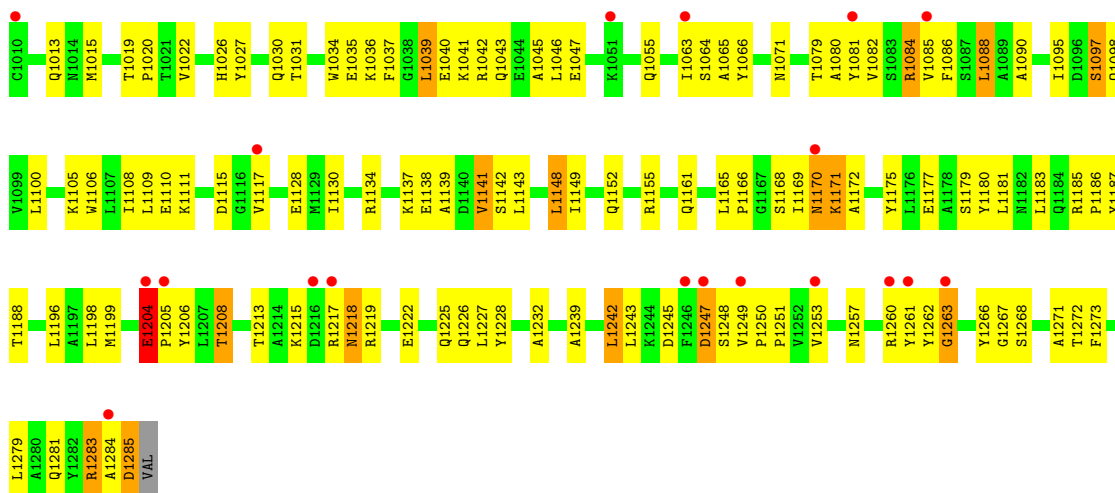


- Molecule 1: COMPLEMENT C3 PRECURSOR

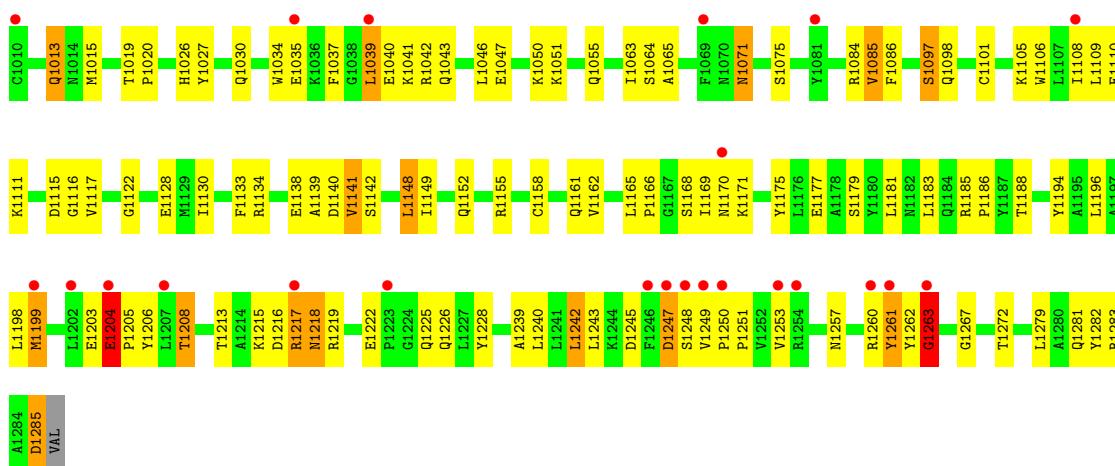


- Molecule 1: COMPLEMENT C3 PRECURSOR





● Molecule 1: COMPLEMENT C3 PRECURSOR



## 4 Data and refinement statistics i

Property	Value	Source
Space group	P 21 21 21	Depositor
Cell constants a, b, c, $\alpha$ , $\beta$ , $\gamma$	99.62Å 99.93Å 114.88Å 90.00° 90.00° 90.00°	Depositor
Resolution (Å)	55.00 – 1.90 25.13 – 1.94	Depositor EDS
% Data completeness (in resolution range)	(Not available) (55.00-1.90) 75.0 (25.13-1.94)	Depositor EDS
$R_{merge}$	0.04	Depositor
$R_{sym}$	(Not available)	Depositor
$\langle I/\sigma(I) \rangle$ <sup>1</sup>	15.24 (at 1.95Å)	Xtrriage
Refinement program	X-PLOR 3.851	Depositor
R, $R_{free}$	0.212 , 0.253 0.230 , 0.275	Depositor DCC
$R_{free}$ test set	6491 reflections (10.09%)	wwPDB-VP
Wilson B-factor (Å <sup>2</sup> )	16.8	Xtrriage
Anisotropy	0.307	Xtrriage
Bulk solvent $k_{sol}$ (e/Å <sup>3</sup> ), $B_{sol}$ (Å <sup>2</sup> )	0.41 , 45.9	EDS
L-test for twinning <sup>2</sup>	$\langle  L  \rangle = 0.40$ , $\langle L^2 \rangle = 0.23$	Xtrriage
Estimated twinning fraction	0.274 for k,h,-l	Xtrriage
$F_o, F_c$ correlation	0.92	EDS
Total number of atoms	9162	wwPDB-VP
Average B, all atoms (Å <sup>2</sup> )	21.0	wwPDB-VP

Xtrriage's analysis on translational NCS is as follows: *The largest off-origin peak in the Patterson function is 4.16% of the height of the origin peak. No significant pseudotranslation is detected.*

<sup>1</sup>Intensities estimated from amplitudes.

<sup>2</sup>Theoretical values of  $\langle |L| \rangle$ ,  $\langle L^2 \rangle$  for acentric reflections are 0.5, 0.333 respectively for untwinned datasets, and 0.375, 0.2 for perfectly twinned datasets.

## 5 Model quality i

### 5.1 Standard geometry i

The Z score for a bond length (or angle) is the number of standard deviations the observed value is removed from the expected value. A bond length (or angle) with  $|Z| > 5$  is considered an outlier worth inspection. RMSZ is the root-mean-square of all Z scores of the bond lengths (or angles).

Mol	Chain	Bond lengths		Bond angles	
		RMSZ	# Z  >5	RMSZ	# Z  >5
1	A	0.57	2/2238 (0.1%)	0.59	1/3040 (0.0%)
1	B	0.50	2/2238 (0.1%)	0.65	3/3040 (0.1%)
1	C	0.43	1/2238 (0.0%)	0.68	2/3040 (0.1%)
1	D	0.44	1/2238 (0.0%)	0.67	3/3040 (0.1%)
All	All	0.49	6/8952 (0.1%)	0.65	9/12160 (0.1%)

All (6) bond length outliers are listed below:

Mol	Chain	Res	Type	Atoms	Z	Observed(Å)	Ideal(Å)
1	A	1285	ASP	C-O	-15.56	0.93	1.23
1	B	1285	ASP	C-O	-10.41	1.03	1.23
1	A	1285	ASP	CA-C	9.53	1.77	1.52
1	C	1285	ASP	C-O	-6.70	1.10	1.23
1	B	1285	ASP	CA-CB	6.69	1.68	1.53
1	D	1285	ASP	C-O	-6.19	1.11	1.23

All (9) bond angle outliers are listed below:

Mol	Chain	Res	Type	Atoms	Z	Observed(°)	Ideal(°)
1	C	1285	ASP	CA-C-O	18.25	158.43	120.10
1	D	1285	ASP	CA-C-O	17.38	156.59	120.10
1	B	1285	ASP	CA-C-O	10.79	142.77	120.10
1	B	1285	ASP	N-CA-C	6.82	129.42	111.00
1	D	1263	GLY	N-CA-C	5.33	126.41	113.10
1	B	1204	GLU	N-CA-C	5.23	125.11	111.00
1	C	1204	GLU	N-CA-C	5.16	124.94	111.00
1	D	1204	GLU	N-CA-C	5.14	124.89	111.00
1	A	1204	GLU	N-CA-C	5.12	124.82	111.00

There are no chirality outliers.

There are no planarity outliers.



## 5.2 Too-close contacts [i](#)

In the following table, the Non-H and H(model) columns list the number of non-hydrogen atoms and hydrogen atoms in the chain respectively. The H(added) column lists the number of hydrogen atoms added and optimized by MolProbity. The Clashes column lists the number of clashes within the asymmetric unit, whereas Symm-Clashes lists symmetry-related clashes.

Mol	Chain	Non-H	H(model)	H(added)	Clashes	Symm-Clashes
1	A	2189	0	2163	128	0
1	B	2189	0	2165	113	0
1	C	2189	0	2165	141	0
1	D	2189	0	2165	125	0
2	A	87	0	0	28	0
2	B	115	0	0	28	0
2	C	101	0	0	31	0
2	D	103	0	0	18	0
All	All	9162	0	8658	491	0

The all-atom clashscore is defined as the number of clashes found per 1000 atoms (including hydrogen atoms). The all-atom clashscore for this structure is 28.

All (491) close contacts within the same asymmetric unit are listed below, sorted by their clash magnitude.

Atom-1	Atom-2	Interatomic distance (Å)	Clash overlap (Å)
1:A:1285:ASP:C	1:A:1285:ASP:CA	1.77	1.51
1:A:1179:SER:HB2	2:A:1372:HOH:O	1.29	1.28
1:D:1162:VAL:HG22	2:D:1375:HOH:O	1.28	1.27
1:D:1261:TYR:OH	1:D:1263:GLY:HA2	1.11	1.27
1:D:1261:TYR:CZ	1:D:1263:GLY:HA2	1.78	1.19
1:B:1077:TRP:HB2	2:B:1373:HOH:O	1.41	1.17
1:D:1261:TYR:OH	1:D:1263:GLY:CA	2.00	1.10
1:C:1015:MET:HE1	1:C:1085:VAL:HG11	1.34	1.05
1:B:1143:LEU:HD13	2:B:1373:HOH:O	1.54	1.04
1:C:1079:THR:HA	2:C:1363:HOH:O	1.57	1.03
1:D:1282:TYR:CE2	1:D:1283:ARG:NH1	2.25	1.03
1:C:1015:MET:CE	1:C:1085:VAL:HG11	1.90	1.02
1:B:1158:CYS:SG	2:B:1386:HOH:O	2.23	0.96
1:C:1066:TYR:HB2	2:C:1363:HOH:O	1.63	0.96
1:D:1194:TYR:HE2	2:D:1378:HOH:O	1.48	0.95
1:D:1085:VAL:HG23	2:D:1358:HOH:O	1.67	0.93
1:D:1261:TYR:CZ	1:D:1263:GLY:CA	2.50	0.93
1:D:1140:ASP:HB2	2:D:1374:HOH:O	1.67	0.93
1:B:1261:TYR:OH	1:B:1268:SER:O	1.88	0.91

*Continued on next page...*

Continued from previous page...

Atom-1	Atom-2	Interatomic distance (Å)	Clash overlap (Å)
1:D:1194:TYR:CE2	2:D:1378:HOH:O	2.23	0.90
1:A:1261:TYR:OH	1:A:1268:SER:O	1.88	0.89
1:C:1085:VAL:HB	2:C:1351:HOH:O	1.71	0.89
1:C:1261:TYR:OH	1:C:1268:SER:O	1.91	0.89
1:C:1036:LYS:HE3	2:D:1345:HOH:O	1.72	0.89
1:C:1232:ALA:CB	2:C:1386:HOH:O	2.21	0.89
1:A:1018:MET:HB2	2:A:1369:HOH:O	1.73	0.89
1:C:1095:ILE:HG21	2:C:1381:HOH:O	1.73	0.88
1:B:1141:VAL:HB	2:B:1336:HOH:O	1.72	0.88
1:C:1143:LEU:HB3	2:C:1382:HOH:O	1.73	0.87
1:C:1284:ALA:CB	2:C:1377:HOH:O	2.24	0.86
1:A:1169:ILE:CD1	2:A:1364:HOH:O	2.22	0.85
1:A:1261:TYR:HB3	2:A:1328:HOH:O	1.74	0.85
1:C:1232:ALA:HB2	2:C:1386:HOH:O	1.75	0.85
1:D:1240:LEU:HD22	2:D:1376:HOH:O	1.76	0.85
1:A:1244:LYS:CE	2:A:1361:HOH:O	2.22	0.85
1:B:1168:SER:HA	2:B:1387:HOH:O	1.77	0.84
1:B:1183:LEU:HD13	1:B:1188:THR:HG22	1.59	0.84
1:C:1261:TYR:HB3	2:C:1336:HOH:O	1.76	0.84
1:C:1271:ALA:HB3	2:C:1383:HOH:O	1.78	0.84
1:A:1041:LYS:HE2	2:B:1320:HOH:O	1.78	0.83
1:B:1098:GLN:HG2	2:B:1365:HOH:O	1.78	0.82
1:A:1183:LEU:HD13	1:A:1188:THR:HG22	1.60	0.81
1:C:1279:LEU:HD13	1:D:1260:ARG:NH2	1.95	0.81
1:D:1183:LEU:HD13	1:D:1188:THR:HG22	1.60	0.81
1:B:1044:GLU:HG3	2:B:1364:HOH:O	1.79	0.81
1:B:1056:GLN:HG2	2:B:1385:HOH:O	1.80	0.81
1:C:1183:LEU:HD13	1:C:1188:THR:HG22	1.61	0.80
1:C:1045:ALA:CB	2:D:1373:HOH:O	2.29	0.80
1:B:1056:GLN:CG	2:B:1385:HOH:O	2.30	0.79
1:D:1216:ASP:C	1:D:1217:ARG:HG3	2.01	0.79
1:D:1261:TYR:CZ	1:D:1263:GLY:N	2.51	0.79
1:A:1244:LYS:HE2	2:A:1361:HOH:O	1.81	0.78
1:C:1169:ILE:HG22	1:C:1199:MET:HE1	1.65	0.78
1:D:1085:VAL:CG2	2:D:1358:HOH:O	2.29	0.77
1:C:1263:GLY:HA3	1:D:1263:GLY:HA3	1.66	0.77
1:A:1018:MET:CB	2:A:1369:HOH:O	2.30	0.77
1:B:1152:GLN:NE2	1:B:1155:ARG:HH11	1.83	0.77
1:C:1260:ARG:NH2	1:D:1279:LEU:HD13	1.98	0.76
1:A:1250:PRO:HB2	1:A:1251:PRO:HD3	1.68	0.75
1:C:1261:TYR:HE2	1:C:1272:THR:HA	1.51	0.75

Continued on next page...

*Continued from previous page...*

Atom-1	Atom-2	Interatomic distance (Å)	Clash overlap (Å)
1:A:1261:TYR:HE2	1:A:1272:THR:HG1	1.30	0.74
1:A:1261:TYR:HE2	1:A:1272:THR:HA	1.52	0.74
1:B:1261:TYR:HE2	1:B:1272:THR:HA	1.52	0.74
1:B:1063:ILE:HG13	1:B:1106:TRP:CD1	2.24	0.73
1:A:1015:MET:HE3	2:A:1327:HOH:O	1.87	0.73
1:A:1152:GLN:NE2	1:A:1155:ARG:HH11	1.86	0.73
1:B:1261:TYR:CE1	1:B:1271:ALA:HB3	2.23	0.73
1:C:1045:ALA:HB2	2:D:1373:HOH:O	1.87	0.73
1:C:1284:ALA:HB2	2:C:1377:HOH:O	1.87	0.73
2:A:1319:HOH:O	1:B:1260:ARG:HG3	1.88	0.72
1:C:1261:TYR:HE2	1:C:1272:THR:HG1	1.33	0.72
1:D:1085:VAL:CG1	1:D:1086:PHE:N	2.52	0.72
1:C:1148:LEU:CD1	1:C:1169:ILE:HG23	2.20	0.72
1:A:1263:GLY:HA3	1:B:1263:GLY:HA3	1.72	0.72
1:C:1198:LEU:HD23	1:C:1242:LEU:HD21	1.70	0.72
1:D:1148:LEU:CD1	1:D:1169:ILE:HG23	2.20	0.71
1:A:1148:LEU:CD1	1:A:1169:ILE:HG23	2.21	0.71
1:A:1148:LEU:HD11	1:A:1169:ILE:HG23	1.72	0.71
1:A:1041:LYS:HD2	2:B:1307:HOH:O	1.89	0.71
1:A:1152:GLN:N	2:A:1364:HOH:O	2.23	0.71
1:A:1169:ILE:HG22	1:A:1199:MET:HE1	1.71	0.71
1:A:1063:ILE:HG13	1:A:1106:TRP:CD1	2.25	0.71
1:B:1198:LEU:HD23	1:B:1242:LEU:HD21	1.71	0.71
1:A:1261:TYR:CE1	1:A:1271:ALA:HB3	2.26	0.70
1:C:1261:TYR:CE1	1:C:1271:ALA:HB3	2.27	0.70
1:A:1121:ASP:OD1	1:C:1097:SER:HB2	1.91	0.70
1:A:1198:LEU:HD23	1:A:1242:LEU:HD21	1.74	0.70
1:A:1285:ASP:CA	1:A:1285:ASP:O	2.31	0.70
1:B:1140:ASP:HB2	2:B:1332:HOH:O	1.91	0.69
1:B:1218:ASN:HD21	1:B:1219:ARG:HH11	1.40	0.69
1:C:1063:ILE:HG13	1:C:1106:TRP:CD1	2.27	0.69
1:D:1250:PRO:HB2	1:D:1251:PRO:HD3	1.74	0.69
1:B:1143:LEU:CD1	2:B:1373:HOH:O	2.23	0.69
1:B:1042:ARG:NH1	1:B:1046:LEU:HD11	2.08	0.69
1:D:1198:LEU:HD23	1:D:1242:LEU:HD21	1.74	0.69
1:A:1042:ARG:NH1	1:A:1046:LEU:HD11	2.08	0.69
1:A:1261:TYR:CZ	1:A:1271:ALA:HB3	2.28	0.68
1:B:1250:PRO:HB2	1:B:1251:PRO:HD3	1.74	0.68
1:C:1268:SER:HA	2:C:1383:HOH:O	1.91	0.68
1:C:1152:GLN:NE2	1:C:1155:ARG:HH11	1.92	0.68
1:D:1218:ASN:HD21	1:D:1219:ARG:HH11	1.42	0.68

*Continued on next page...*

*Continued from previous page...*

Atom-1	Atom-2	Interatomic distance (Å)	Clash overlap (Å)
1:C:1261:TYR:CZ	1:C:1271:ALA:HB3	2.28	0.68
1:B:1169:ILE:HG22	1:B:1199:MET:HE1	1.75	0.68
1:B:1261:TYR:CE2	1:B:1272:THR:HA	2.28	0.68
1:D:1034:TRP:HB2	2:D:1343:HOH:O	1.93	0.68
1:D:1216:ASP:O	1:D:1217:ARG:HG3	1.94	0.68
1:A:1218:ASN:HD21	1:A:1219:ARG:HH11	1.42	0.68
1:B:1261:TYR:CZ	1:B:1271:ALA:HB3	2.29	0.68
1:D:1051:LYS:NZ	2:D:1385:HOH:O	2.25	0.68
1:C:1218:ASN:HD21	1:C:1219:ARG:HH11	1.42	0.68
1:A:1261:TYR:CE2	1:A:1272:THR:HA	2.30	0.67
1:C:1183:LEU:HD22	1:C:1188:THR:HG21	1.75	0.67
1:A:1261:TYR:HE2	1:A:1272:THR:CA	2.07	0.67
1:C:1042:ARG:NH1	1:C:1046:LEU:HD11	2.10	0.67
1:C:1250:PRO:HB2	1:C:1251:PRO:HD3	1.76	0.67
1:A:1018:MET:CG	2:A:1327:HOH:O	2.43	0.67
1:C:1261:TYR:CE2	1:C:1272:THR:HA	2.29	0.67
1:D:1152:GLN:NE2	1:D:1155:ARG:HH11	1.92	0.67
1:C:1143:LEU:HD23	2:C:1382:HOH:O	1.95	0.67
1:B:1148:LEU:CD1	1:B:1169:ILE:HG23	2.25	0.66
1:D:1085:VAL:HG12	1:D:1086:PHE:N	2.11	0.66
1:B:1169:ILE:HG22	1:B:1199:MET:CE	2.25	0.66
1:D:1108:ILE:HD11	1:D:1165:LEU:HD13	1.77	0.66
1:C:1187:TYR:CD1	2:C:1386:HOH:O	2.47	0.66
1:B:1082:VAL:HG11	2:B:1385:HOH:O	1.95	0.66
1:B:1148:LEU:HD11	1:B:1169:ILE:HG23	1.78	0.66
1:C:1066:TYR:CD1	2:C:1363:HOH:O	2.48	0.65
1:C:1227:LEU:HD13	2:C:1383:HOH:O	1.96	0.65
1:A:1169:ILE:HG22	1:A:1199:MET:CE	2.26	0.65
1:B:1204:GLU:HA	1:B:1204:GLU:OE1	1.96	0.65
1:C:1261:TYR:CE1	2:C:1383:HOH:O	2.50	0.65
1:C:1261:TYR:HE2	1:C:1272:THR:CA	2.07	0.65
1:D:1115:ASP:OD1	1:D:1117:VAL:HG23	1.97	0.65
1:D:1183:LEU:HD22	1:D:1188:THR:HG21	1.77	0.65
1:D:1063:ILE:HG13	1:D:1106:TRP:CD1	2.31	0.65
1:C:1226:GLN:HB2	1:D:1037:PHE:HA	1.79	0.65
1:B:1261:TYR:HE2	1:B:1272:THR:HG1	1.43	0.65
1:D:1085:VAL:CB	2:D:1358:HOH:O	2.45	0.65
1:B:1100:LEU:CD2	2:B:1386:HOH:O	2.44	0.64
1:D:1042:ARG:NH1	1:D:1046:LEU:HD11	2.11	0.64
1:D:1148:LEU:HD11	1:D:1169:ILE:HG23	1.80	0.64
1:B:1261:TYR:HE2	1:B:1272:THR:CA	2.10	0.64

*Continued on next page...*

*Continued from previous page...*

Atom-1	Atom-2	Interatomic distance (Å)	Clash overlap (Å)
1:C:1148:LEU:HD12	1:C:1148:LEU:O	1.97	0.64
1:B:1156:ASP:HB3	2:B:1321:HOH:O	1.97	0.64
1:C:1148:LEU:HD11	1:C:1169:ILE:HG23	1.78	0.64
1:C:1261:TYR:HE1	2:C:1383:HOH:O	1.81	0.64
1:A:1108:ILE:HD11	1:A:1165:LEU:HD13	1.81	0.63
1:A:1183:LEU:HD22	1:A:1188:THR:HG21	1.79	0.63
1:A:1063:ILE:O	1:A:1064:SER:HB2	1.98	0.63
1:A:1244:LYS:HE3	2:A:1361:HOH:O	1.94	0.63
1:B:1108:ILE:HD11	1:B:1165:LEU:HD13	1.80	0.62
1:C:1169:ILE:HG22	1:C:1199:MET:CE	2.29	0.62
1:C:1232:ALA:CA	2:C:1386:HOH:O	2.45	0.62
1:D:1063:ILE:O	1:D:1064:SER:HB2	1.98	0.62
1:B:1183:LEU:HD22	1:B:1188:THR:HG21	1.81	0.62
1:B:1281:GLN:HG2	2:B:1361:HOH:O	1.98	0.62
1:C:1095:ILE:CG2	2:C:1381:HOH:O	2.39	0.62
1:C:1108:ILE:HD11	1:C:1165:LEU:HD13	1.82	0.62
1:D:1169:ILE:HG22	1:D:1199:MET:CE	2.30	0.62
1:B:1138:GLU:O	1:B:1141:VAL:HG13	1.99	0.62
1:B:1148:LEU:HD12	1:B:1148:LEU:O	1.99	0.62
1:B:1106:TRP:CZ2	1:B:1111:LYS:HE2	2.35	0.62
1:C:1218:ASN:HD22	1:C:1219:ARG:N	1.98	0.61
1:D:1148:LEU:HD12	1:D:1148:LEU:O	2.00	0.61
1:D:1282:TYR:CD2	1:D:1283:ARG:HD2	2.35	0.61
1:C:1063:ILE:HG23	1:C:1065:ALA:H	1.65	0.61
1:A:1204:GLU:OE1	1:A:1204:GLU:HA	2.00	0.61
1:B:1115:ASP:OD1	1:B:1117:VAL:HG23	2.00	0.61
1:C:1218:ASN:HD22	1:C:1218:ASN:C	2.05	0.60
1:C:1273:PHE:HE1	2:C:1367:HOH:O	1.83	0.60
1:D:1204:GLU:OE1	1:D:1204:GLU:HA	2.02	0.60
1:C:1232:ALA:HA	2:C:1386:HOH:O	1.99	0.60
1:A:1183:LEU:HD21	2:A:1372:HOH:O	2.02	0.59
1:C:1063:ILE:O	1:C:1064:SER:HB2	2.02	0.59
1:C:1100:LEU:HD22	2:C:1381:HOH:O	2.02	0.59
1:A:1227:LEU:HD22	1:A:1261:TYR:CD1	2.38	0.59
1:B:1152:GLN:HE22	1:B:1155:ARG:HH11	1.49	0.59
1:A:1261:TYR:CE2	1:A:1272:THR:CA	2.86	0.59
1:B:1063:ILE:CG1	1:B:1106:TRP:CD1	2.86	0.59
1:D:1218:ASN:HD22	1:D:1219:ARG:N	1.99	0.59
1:A:1279:LEU:HD11	2:A:1365:HOH:O	2.01	0.59
1:B:1227:LEU:HD22	1:B:1261:TYR:CD1	2.37	0.59
1:B:1218:ASN:HD22	1:B:1219:ARG:N	2.00	0.59

*Continued on next page...*

*Continued from previous page...*

Atom-1	Atom-2	Interatomic distance (Å)	Clash overlap (Å)
1:D:1085:VAL:CG1	1:D:1086:PHE:CD1	2.86	0.59
1:D:1111:LYS:HE3	2:D:1303:HOH:O	2.02	0.59
1:A:1081:TYR:O	1:A:1085:VAL:HG23	2.02	0.59
1:C:1106:TRP:CZ2	1:C:1111:LYS:HE2	2.38	0.59
1:C:1279:LEU:O	1:C:1283:ARG:HG2	2.03	0.59
1:B:1065:ALA:HB2	2:B:1374:HOH:O	2.04	0.58
1:B:1279:LEU:O	1:B:1283:ARG:HG2	2.03	0.58
1:A:1063:ILE:CG1	1:A:1106:TRP:CD1	2.86	0.58
1:C:1085:VAL:HG13	1:C:1086:PHE:N	2.18	0.58
1:C:1266:TYR:HA	2:C:1330:HOH:O	2.02	0.58
1:B:1227:LEU:HD22	1:B:1261:TYR:CE1	2.38	0.58
1:C:1261:TYR:CE2	1:C:1272:THR:CA	2.86	0.58
1:A:1148:LEU:HD12	1:A:1148:LEU:O	2.04	0.58
1:A:1106:TRP:CZ2	1:A:1111:LYS:HE2	2.38	0.58
1:A:1138:GLU:O	1:A:1141:VAL:HG13	2.04	0.58
1:B:1063:ILE:O	1:B:1064:SER:HB2	2.04	0.58
1:A:1026:HIS:O	1:A:1030:GLN:HG2	2.03	0.58
1:A:1260:ARG:NH2	1:B:1279:LEU:HD13	2.18	0.58
1:D:1116:GLY:CA	1:D:1171:LYS:HG2	2.34	0.58
1:C:1026:HIS:O	1:C:1030:GLN:HG2	2.04	0.57
1:B:1261:TYR:CE2	1:B:1272:THR:CA	2.86	0.57
1:D:1169:ILE:HG22	1:D:1199:MET:HE1	1.85	0.57
1:A:1117:VAL:HG22	1:A:1175:TYR:CE1	2.39	0.57
1:A:1169:ILE:HG12	2:A:1364:HOH:O	2.03	0.57
1:C:1084:ARG:HH22	1:C:1149:ILE:HG21	1.67	0.57
1:C:1138:GLU:O	1:C:1141:VAL:HG13	2.03	0.57
1:D:1218:ASN:HD22	1:D:1218:ASN:C	2.06	0.57
1:A:1260:ARG:HG3	2:B:1397:HOH:O	2.05	0.57
1:D:1063:ILE:HG23	1:D:1065:ALA:H	1.70	0.57
1:C:1115:ASP:OD1	1:C:1117:VAL:HG23	2.05	0.56
1:B:1082:VAL:CG1	2:B:1385:HOH:O	2.53	0.56
1:C:1227:LEU:HD22	1:C:1261:TYR:CD1	2.40	0.56
1:B:1204:GLU:HB3	1:B:1205:PRO:HD3	1.87	0.56
1:A:1063:ILE:HG23	1:A:1065:ALA:H	1.71	0.56
1:A:1279:LEU:O	1:A:1283:ARG:HG2	2.06	0.56
1:B:1026:HIS:O	1:B:1030:GLN:HG2	2.05	0.56
1:D:1279:LEU:O	1:D:1283:ARG:HG2	2.05	0.56
1:D:1138:GLU:O	1:D:1141:VAL:HG13	2.06	0.56
1:A:1279:LEU:HD13	1:B:1260:ARG:NH2	2.21	0.56
1:A:1019:THR:HB	1:A:1020:PRO:HD3	1.87	0.56
1:D:1108:ILE:HD11	1:D:1165:LEU:CD1	2.35	0.56

*Continued on next page...*

*Continued from previous page...*

Atom-1	Atom-2	Interatomic distance (Å)	Clash overlap (Å)
1:B:1065:ALA:N	2:B:1374:HOH:O	2.38	0.55
2:C:1301:HOH:O	1:D:1041:LYS:HE2	2.06	0.55
1:A:1115:ASP:OD1	1:A:1117:VAL:HG23	2.06	0.55
1:D:1085:VAL:HG12	1:D:1086:PHE:H	1.69	0.55
1:C:1015:MET:HE1	1:C:1085:VAL:CG1	2.23	0.55
1:D:1085:VAL:HB	2:D:1358:HOH:O	2.04	0.55
1:A:1052:GLY:HA3	2:A:1369:HOH:O	2.06	0.55
1:D:1085:VAL:CG1	1:D:1086:PHE:HD1	2.20	0.55
1:C:1037:PHE:HA	1:D:1226:GLN:HB2	1.88	0.55
1:B:1063:ILE:HG23	1:B:1065:ALA:H	1.72	0.55
1:B:1218:ASN:HD22	1:B:1218:ASN:C	2.11	0.55
1:C:1019:THR:HB	1:C:1020:PRO:HD3	1.89	0.55
1:C:1063:ILE:CG1	1:C:1106:TRP:CD1	2.89	0.55
1:D:1026:HIS:O	1:D:1030:GLN:HG2	2.06	0.54
1:A:1204:GLU:HB3	1:A:1205:PRO:HD3	1.89	0.54
1:A:1218:ASN:HD22	1:A:1219:ARG:N	2.06	0.54
1:D:1261:TYR:CE1	1:D:1263:GLY:HA2	2.38	0.54
1:D:1261:TYR:CE1	1:D:1263:GLY:N	2.75	0.54
1:A:1018:MET:HG3	2:A:1327:HOH:O	2.07	0.54
1:A:1105:LYS:O	1:A:1109:LEU:HD23	2.08	0.54
1:C:1080:ALA:HA	2:C:1320:HOH:O	2.07	0.54
1:B:1056:GLN:HG3	2:B:1385:HOH:O	2.04	0.54
1:B:1108:ILE:HD11	1:B:1165:LEU:CD1	2.37	0.54
1:C:1204:GLU:OE1	1:C:1204:GLU:HA	2.06	0.54
1:C:1105:LYS:O	1:C:1109:LEU:HD23	2.08	0.54
1:C:1108:ILE:HD11	1:C:1165:LEU:CD1	2.37	0.54
1:B:1253:VAL:O	1:B:1257:ASN:HB2	2.08	0.53
1:C:1261:TYR:CZ	1:C:1268:SER:HB2	2.44	0.53
1:D:1170:ASN:HA	1:D:1199:MET:HE1	1.90	0.53
1:A:1152:GLN:HE22	1:A:1155:ARG:HH11	1.53	0.53
1:C:1041:LYS:HE2	2:D:1307:HOH:O	2.09	0.53
1:C:1261:TYR:OH	1:C:1272:THR:N	2.41	0.53
1:C:1253:VAL:O	1:C:1257:ASN:HB2	2.08	0.53
1:D:1106:TRP:CZ2	1:D:1111:LYS:HE2	2.44	0.53
1:C:1204:GLU:HB3	1:C:1205:PRO:HD3	1.89	0.52
1:D:1019:THR:HB	1:D:1020:PRO:HD3	1.91	0.52
1:D:1050:LYS:HE2	2:D:1351:HOH:O	2.09	0.52
1:A:1169:ILE:HD11	2:A:1364:HOH:O	1.97	0.52
1:A:1227:LEU:HD22	1:A:1261:TYR:CE1	2.44	0.52
1:C:1204:GLU:O	1:C:1208:THR:HG23	2.09	0.52
1:B:1165:LEU:HB3	1:B:1166:PRO:HD3	1.91	0.52

*Continued on next page...*



*Continued from previous page...*

Atom-1	Atom-2	Interatomic distance (Å)	Clash overlap (Å)
1:D:1204:GLU:HB3	1:D:1205:PRO:HD3	1.91	0.52
1:D:1117:VAL:HG22	1:D:1175:TYR:CE1	2.45	0.52
1:B:1170:ASN:HA	1:B:1199:MET:HE1	1.92	0.52
1:D:1253:VAL:O	1:D:1257:ASN:HB2	2.10	0.52
1:B:1261:TYR:OH	1:B:1272:THR:N	2.43	0.51
1:D:1165:LEU:HB3	1:D:1166:PRO:HD3	1.92	0.51
1:A:1085:VAL:CG2	2:A:1317:HOH:O	0.81	0.51
1:A:1261:TYR:CZ	1:A:1268:SER:HB2	2.45	0.51
1:D:1204:GLU:O	1:D:1208:THR:HG23	2.11	0.51
1:A:1165:LEU:HB3	1:A:1166:PRO:HD3	1.91	0.51
1:B:1261:TYR:CZ	1:B:1268:SER:HB2	2.45	0.51
1:A:1042:ARG:HH12	1:A:1046:LEU:HD11	1.76	0.51
1:B:1063:ILE:HG13	1:B:1106:TRP:HD1	1.70	0.51
1:C:1227:LEU:HD22	1:C:1261:TYR:CE1	2.46	0.51
1:D:1282:TYR:HE2	1:D:1283:ARG:NH1	2.00	0.51
1:A:1063:ILE:HG13	1:A:1106:TRP:HD1	1.72	0.51
1:C:1165:LEU:HB3	1:C:1166:PRO:HD3	1.93	0.51
1:A:1043:GLN:O	1:A:1047:GLU:HG2	2.11	0.51
1:A:1148:LEU:HD22	1:A:1172:ALA:HB3	1.91	0.51
1:C:1022:VAL:HG11	2:C:1367:HOH:O	2.11	0.51
1:B:1019:THR:HB	1:B:1020:PRO:HD3	1.92	0.50
1:C:1063:ILE:HG13	1:C:1106:TRP:HD1	1.76	0.50
1:A:1204:GLU:O	1:A:1208:THR:HG23	2.12	0.50
1:B:1080:ALA:HA	2:B:1394:HOH:O	2.10	0.50
1:A:1109:LEU:N	1:A:1109:LEU:HD22	2.26	0.50
1:D:1063:ILE:CG1	1:D:1106:TRP:CD1	2.93	0.50
1:D:1222:GLU:HG3	2:D:1346:HOH:O	2.11	0.50
1:A:1151:LEU:HB2	2:A:1364:HOH:O	2.11	0.50
1:A:1281:GLN:HE21	1:A:1285:ASP:CG	2.15	0.50
1:C:1042:ARG:HH12	1:C:1046:LEU:HD11	1.76	0.50
1:D:1034:TRP:HB3	1:D:1039:LEU:HD22	1.93	0.50
1:B:1031:THR:HG22	1:B:1283:ARG:HG3	1.93	0.50
1:B:1100:LEU:HD21	2:B:1386:HOH:O	2.11	0.50
1:A:1031:THR:HG22	1:A:1283:ARG:HG3	1.93	0.49
1:A:1257:ASN:OD1	1:B:1260:ARG:NH2	2.39	0.49
1:C:1128:GLU:O	1:C:1267:GLY:HA2	2.11	0.49
1:A:1128:GLU:O	1:A:1267:GLY:HA2	2.12	0.49
1:A:1253:VAL:O	1:A:1257:ASN:HB2	2.11	0.49
1:C:1239:ALA:O	1:C:1243:LEU:HG	2.13	0.49
1:D:1108:ILE:HG23	1:D:1168:SER:HB2	1.94	0.49
1:B:1117:VAL:HG22	1:B:1175:TYR:CE1	2.47	0.49

*Continued on next page...*



*Continued from previous page...*

Atom-1	Atom-2	Interatomic distance (Å)	Clash overlap (Å)
1:C:1117:VAL:HG22	1:C:1175:TYR:CE1	2.48	0.49
1:B:1111:LYS:HE3	2:B:1292:HOH:O	2.12	0.49
1:A:1218:ASN:HD22	1:A:1218:ASN:C	2.14	0.49
1:C:1066:TYR:CG	2:C:1363:HOH:O	2.63	0.49
1:C:1148:LEU:HD12	1:C:1148:LEU:C	2.33	0.49
1:D:1085:VAL:HG13	1:D:1086:PHE:HD1	1.78	0.49
1:C:1148:LEU:HD22	1:C:1172:ALA:HB3	1.95	0.49
1:B:1105:LYS:O	1:B:1109:LEU:HD23	2.13	0.48
1:B:1128:GLU:O	1:B:1267:GLY:HA2	2.13	0.48
1:C:1109:LEU:N	1:C:1109:LEU:HD22	2.29	0.48
1:B:1171:LYS:HD2	1:B:1171:LYS:HA	1.53	0.48
1:C:1043:GLN:O	1:C:1047:GLU:HG2	2.14	0.48
1:A:1034:TRP:HB3	1:A:1039:LEU:HD22	1.95	0.48
1:D:1015:MET:CE	1:D:1085:VAL:HG11	2.43	0.48
1:A:1261:TYR:OH	1:A:1272:THR:N	2.47	0.48
1:A:1117:VAL:HG22	1:A:1175:TYR:CD1	2.49	0.48
1:B:1186:PRO:HD2	1:B:1222:GLU:HG2	1.96	0.48
1:A:1108:ILE:HD11	1:A:1165:LEU:CD1	2.44	0.47
1:D:1139:ALA:HA	1:D:1142:SER:HB2	1.96	0.47
1:D:1152:GLN:HE22	1:D:1155:ARG:HH11	1.61	0.47
1:C:1148:LEU:HD13	1:C:1169:ILE:HG23	1.93	0.47
1:D:1282:TYR:HD2	1:D:1283:ARG:HD2	1.77	0.47
1:C:1171:LYS:HD2	1:C:1171:LYS:HA	1.52	0.47
1:D:1085:VAL:HG12	1:D:1086:PHE:CD1	2.49	0.47
1:C:1249:VAL:HB	1:C:1250:PRO:HD3	1.96	0.47
1:A:1084:ARG:HH22	1:A:1149:ILE:HG21	1.79	0.47
1:D:1249:VAL:HB	1:D:1250:PRO:HD3	1.96	0.47
1:C:1260:ARG:HD2	1:D:1027:TYR:CE2	2.50	0.47
1:D:1043:GLN:O	1:D:1047:GLU:HG2	2.15	0.47
1:D:1152:GLN:NE2	1:D:1155:ARG:HD2	2.30	0.47
1:A:1041:LYS:HB3	2:A:1335:HOH:O	2.15	0.47
1:B:1141:VAL:HG22	1:B:1188:THR:HG23	1.97	0.47
1:D:1042:ARG:HH12	1:D:1046:LEU:HD11	1.76	0.47
1:A:1170:ASN:HA	1:A:1199:MET:HE1	1.97	0.46
1:D:1148:LEU:HD13	1:D:1169:ILE:HG23	1.95	0.46
1:A:1139:ALA:HA	1:A:1142:SER:HB2	1.97	0.46
1:B:1204:GLU:O	1:B:1208:THR:HG23	2.15	0.46
1:C:1137:LYS:HD3	1:C:1185:ARG:HG3	1.97	0.46
1:D:1261:TYR:HE1	1:D:1272:THR:OG1	1.98	0.46
1:C:1242:LEU:HD12	1:C:1242:LEU:HA	1.82	0.46
1:C:1260:ARG:O	1:C:1262:TYR:CE1	2.68	0.46

*Continued on next page...*

*Continued from previous page...*

Atom-1	Atom-2	Interatomic distance (Å)	Clash overlap (Å)
1:A:1094:ALA:HA	2:A:1315:HOH:O	2.16	0.46
1:C:1225:GLN:HA	1:C:1225:GLN:NE2	2.30	0.46
1:D:1128:GLU:O	1:D:1267:GLY:HA2	2.14	0.46
1:D:1084:ARG:HH22	1:D:1149:ILE:HG21	1.80	0.46
1:D:1148:LEU:HD12	1:D:1148:LEU:C	2.36	0.46
1:C:1141:VAL:HG22	1:C:1188:THR:HG23	1.98	0.46
1:A:1171:LYS:HD2	1:A:1171:LYS:HA	1.51	0.46
1:A:1250:PRO:CB	1:A:1251:PRO:HD3	2.44	0.46
1:A:1281:GLN:HG2	2:A:1360:HOH:O	2.15	0.46
1:B:1186:PRO:HA	1:B:1213:THR:HG21	1.98	0.46
1:C:1218:ASN:C	1:C:1218:ASN:ND2	2.69	0.45
1:B:1148:LEU:HD12	1:B:1148:LEU:C	2.37	0.45
1:D:1097:SER:CB	1:D:1161:GLN:HE22	2.28	0.45
1:A:1108:ILE:HG23	1:A:1168:SER:HB2	1.98	0.45
1:B:1261:TYR:CE2	1:B:1272:THR:OG1	2.65	0.45
1:D:1242:LEU:HD12	1:D:1242:LEU:HA	1.82	0.45
1:C:1180:TYR:HD1	2:C:1319:HOH:O	1.99	0.45
1:C:1186:PRO:HD2	1:C:1222:GLU:HG2	1.99	0.45
1:D:1281:GLN:HE21	1:D:1285:ASP:CG	2.20	0.45
1:C:1226:GLN:CB	1:D:1037:PHE:HA	2.46	0.45
1:D:1105:LYS:HG3	1:D:1109:LEU:HD23	1.99	0.45
1:B:1141:VAL:CG2	1:B:1188:THR:HG23	2.47	0.45
1:C:1082:VAL:HA	1:C:1085:VAL:HG12	1.99	0.45
1:C:1225:GLN:HA	1:C:1225:GLN:HE21	1.80	0.45
1:D:1116:GLY:HA3	1:D:1171:LYS:HG2	1.98	0.45
1:A:1186:PRO:HD2	1:A:1222:GLU:HG2	1.99	0.45
1:B:1152:GLN:NE2	1:B:1155:ARG:HD2	2.32	0.45
1:A:1249:VAL:HB	1:A:1250:PRO:HD3	1.99	0.44
1:B:1034:TRP:HB3	1:B:1039:LEU:HD22	1.98	0.44
1:B:1043:GLN:O	1:B:1047:GLU:HG2	2.15	0.44
1:C:1031:THR:HG22	1:C:1283:ARG:HG3	1.99	0.44
1:D:1013:GLN:HE21	1:D:1013:GLN:HB2	1.63	0.44
1:D:1260:ARG:O	1:D:1262:TYR:CE1	2.70	0.44
1:B:1281:GLN:HE21	1:B:1285:ASP:CG	2.21	0.44
1:D:1085:VAL:HG13	1:D:1086:PHE:N	2.32	0.44
1:C:1085:VAL:HG13	1:C:1086:PHE:H	1.80	0.44
1:A:1130:ILE:HD12	1:A:1133:PHE:CD2	2.53	0.44
1:C:1084:ARG:NH2	1:C:1149:ILE:HG21	2.32	0.44
1:C:1152:GLN:HE22	1:C:1155:ARG:HH11	1.65	0.44
1:D:1130:ILE:HD11	1:D:1134:ARG:HA	2.00	0.44
1:B:1249:VAL:HB	1:B:1250:PRO:HD3	1.99	0.44

*Continued on next page...*

*Continued from previous page...*

Atom-1	Atom-2	Interatomic distance (Å)	Clash overlap (Å)
1:C:1034:TRP:HB3	1:C:1039:LEU:HD22	1.99	0.44
1:C:1261:TYR:HD2	2:C:1336:HOH:O	2.00	0.44
1:D:1245:ASP:C	1:D:1247:ASP:H	2.21	0.44
1:C:1108:ILE:HG23	1:C:1168:SER:HB2	2.00	0.44
1:D:1105:LYS:O	1:D:1109:LEU:HD23	2.18	0.44
1:B:1137:LYS:HD3	1:B:1185:ARG:HG3	2.00	0.43
1:C:1245:ASP:C	1:C:1247:ASP:H	2.21	0.43
1:A:1225:GLN:HB3	1:A:1228:TYR:HB2	2.00	0.43
1:A:1239:ALA:O	1:A:1243:LEU:HG	2.19	0.43
1:B:1042:ARG:HH12	1:B:1046:LEU:HD11	1.82	0.43
1:B:1239:ALA:O	1:B:1243:LEU:HG	2.18	0.43
1:B:1242:LEU:HD12	1:B:1242:LEU:HA	1.89	0.43
1:B:1261:TYR:CE1	1:B:1271:ALA:CB	3.00	0.43
1:C:1088:LEU:HD22	2:C:1367:HOH:O	2.17	0.43
1:D:1071:ASN:HD22	1:D:1071:ASN:HA	1.64	0.43
1:A:1032:GLU:HG2	2:A:1310:HOH:O	2.18	0.43
1:A:1245:ASP:C	1:A:1247:ASP:H	2.21	0.43
1:C:1170:ASN:HA	1:C:1199:MET:HE1	2.00	0.43
1:D:1261:TYR:CE1	1:D:1263:GLY:CA	3.00	0.43
1:A:1156:ASP:HB2	2:A:1298:HOH:O	2.16	0.43
1:A:1169:ILE:HD13	2:A:1364:HOH:O	2.05	0.43
1:B:1225:GLN:HB3	1:B:1228:TYR:HB2	2.00	0.43
1:C:1279:LEU:HD13	1:D:1260:ARG:HH22	1.82	0.43
1:D:1213:THR:O	1:D:1213:THR:HG22	2.18	0.43
1:D:1225:GLN:HA	1:D:1225:GLN:NE2	2.34	0.43
1:A:1186:PRO:HA	1:A:1213:THR:HG21	2.00	0.43
1:A:1194:TYR:CE1	1:A:1238:LEU:HB3	2.53	0.43
1:B:1084:ARG:HH22	1:B:1149:ILE:HG21	1.83	0.43
1:C:1261:TYR:OH	1:C:1271:ALA:HB3	2.19	0.43
1:D:1063:ILE:HG13	1:D:1106:TRP:HD1	1.81	0.43
1:A:1185:ARG:HA	1:A:1186:PRO:HD3	1.95	0.43
1:A:1250:PRO:HB2	1:A:1251:PRO:CD	2.45	0.43
1:D:1185:ARG:HA	1:D:1186:PRO:HD3	1.92	0.43
1:B:1245:ASP:C	1:B:1247:ASP:H	2.22	0.43
1:C:1281:GLN:HE21	1:C:1285:ASP:CG	2.23	0.43
1:D:1101:CYS:HG	1:D:1158:CYS:HG	0.49	0.43
1:D:1218:ASN:C	1:D:1218:ASN:ND2	2.71	0.43
1:B:1063:ILE:HG13	1:B:1063:ILE:O	2.18	0.43
1:D:1117:VAL:HG22	1:D:1175:TYR:CD1	2.53	0.43
1:B:1106:TRP:CB	2:B:1374:HOH:O	2.67	0.42
1:C:1213:THR:O	1:C:1213:THR:HG22	2.19	0.42

*Continued on next page...*

Continued from previous page...

Atom-1	Atom-2	Interatomic distance (Å)	Clash overlap (Å)
1:D:1186:PRO:HA	1:D:1213:THR:HG21	2.01	0.42
1:C:1117:VAL:HG22	1:C:1175:TYR:CZ	2.54	0.42
1:C:1141:VAL:CG2	1:C:1188:THR:HG23	2.50	0.42
1:D:1225:GLN:HB3	1:D:1228:TYR:HB2	2.01	0.42
1:A:1018:MET:HG2	2:A:1327:HOH:O	2.12	0.42
1:A:1260:ARG:O	1:A:1262:TYR:CE1	2.72	0.42
1:C:1261:TYR:CE2	1:C:1272:THR:N	2.88	0.42
1:A:1097:SER:CB	1:A:1161:GLN:HE22	2.32	0.42
1:A:1261:TYR:CE2	1:A:1272:THR:N	2.86	0.42
1:B:1094:ALA:N	2:B:1337:HOH:O	2.46	0.42
1:B:1139:ALA:HA	1:B:1142:SER:HB2	2.00	0.42
1:A:1117:VAL:CG2	1:A:1175:TYR:CE1	3.02	0.42
1:A:1141:VAL:HG22	1:A:1188:THR:HG23	2.01	0.42
1:C:1186:PRO:HA	1:C:1213:THR:HG21	2.01	0.42
1:D:1097:SER:HB3	1:D:1161:GLN:HE22	1.85	0.42
1:D:1177:GLU:HG2	1:D:1206:TYR:CZ	2.54	0.42
1:A:1141:VAL:CG2	1:A:1188:THR:HG23	2.50	0.42
1:C:1097:SER:OG	1:C:1161:GLN:NE2	2.52	0.42
1:B:1117:VAL:HG22	1:B:1175:TYR:CD1	2.55	0.42
1:C:1027:TYR:CE2	1:D:1260:ARG:HD2	2.54	0.42
1:C:1138:GLU:HB3	1:C:1141:VAL:CG1	2.49	0.42
1:C:1139:ALA:HA	1:C:1142:SER:HB2	2.01	0.42
1:C:1183:LEU:HD22	1:C:1188:THR:CG2	2.48	0.41
1:B:1134:ARG:HB3	1:B:1228:TYR:OH	2.21	0.41
1:C:1177:GLU:HG2	1:C:1206:TYR:CZ	2.56	0.41
1:A:1020:PRO:HB2	1:B:1264:GLY:C	2.41	0.41
1:A:1073:PRO:HG2	1:C:1090:ALA:O	2.20	0.41
1:A:1097:SER:OG	1:A:1161:GLN:NE2	2.54	0.41
1:B:1218:ASN:C	1:B:1218:ASN:ND2	2.72	0.41
1:A:1137:LYS:HD3	1:A:1185:ARG:HG3	2.01	0.41
1:A:1148:LEU:HD12	1:A:1148:LEU:C	2.40	0.41
1:B:1105:LYS:HG3	1:B:1109:LEU:HD23	2.02	0.41
1:D:1239:ALA:O	1:D:1243:LEU:HG	2.20	0.41
1:D:1261:TYR:CE1	1:D:1272:THR:OG1	2.74	0.41
1:D:1250:PRO:CB	1:D:1251:PRO:HD3	2.48	0.41
1:A:1213:THR:O	1:A:1213:THR:HG22	2.21	0.41
1:B:1097:SER:OG	1:B:1161:GLN:NE2	2.54	0.41
1:C:1130:ILE:HD11	1:C:1134:ARG:HA	2.03	0.41
1:A:1018:MET:HB3	2:A:1369:HOH:O	2.06	0.41
1:A:1261:TYR:OH	1:A:1271:ALA:HB3	2.21	0.41
1:B:1097:SER:CB	1:B:1161:GLN:HE22	2.34	0.41

Continued on next page...

Continued from previous page...

Atom-1	Atom-2	Interatomic distance (Å)	Clash overlap (Å)
1:B:1108:ILE:HG23	1:B:1168:SER:HB2	2.03	0.41
1:B:1261:TYR:CE2	1:B:1272:THR:N	2.89	0.41
1:D:1063:ILE:CG2	1:D:1065:ALA:HB3	2.51	0.41
1:D:1141:VAL:HG22	1:D:1188:THR:HG23	2.03	0.41
1:B:1225:GLN:NE2	1:B:1225:GLN:HA	2.36	0.41
1:B:1237:LEU:HD23	1:B:1256:LEU:HD12	2.02	0.41
1:A:1134:ARG:HB3	1:A:1228:TYR:OH	2.21	0.40
1:A:1204:GLU:CB	1:A:1205:PRO:HD3	2.52	0.40
1:A:1211:LEU:HD13	1:A:1217:ARG:NH2	2.36	0.40
1:D:1075:SER:HB2	1:D:1122:GLY:O	2.20	0.40
1:A:1041:LYS:CE	2:B:1320:HOH:O	2.51	0.40
1:A:1145:ALA:O	1:A:1149:ILE:HG13	2.22	0.40
1:C:1081:TYR:O	1:C:1085:VAL:HG12	2.22	0.40
1:C:1085:VAL:CG1	1:C:1086:PHE:N	2.83	0.40
1:C:1134:ARG:HB3	1:C:1228:TYR:OH	2.21	0.40
1:D:1130:ILE:HD12	1:D:1133:PHE:CD2	2.56	0.40
1:B:1031:THR:CG2	1:B:1283:ARG:HG3	2.51	0.40
1:C:1063:ILE:CG2	1:C:1065:ALA:HB3	2.52	0.40
1:D:1015:MET:HE1	1:D:1085:VAL:HG11	2.04	0.40
1:D:1138:GLU:HB3	1:D:1141:VAL:CG1	2.51	0.40
1:C:1085:VAL:HG13	1:C:1086:PHE:CD1	2.56	0.40

There are no symmetry-related clashes.

## 5.3 Torsion angles [\(i\)](#)

### 5.3.1 Protein backbone [\(i\)](#)

In the following table, the Percentiles column shows the percent Ramachandran outliers of the chain as a percentile score with respect to all X-ray entries followed by that with respect to entries of similar resolution.

The Analysed column shows the number of residues for which the backbone conformation was analysed, and the total number of residues.

Mol	Chain	Analysed	Favoured	Allowed	Outliers	Percentiles	
1	A	274/277 (99%)	260 (95%)	12 (4%)	2 (1%)	22	12
1	B	274/277 (99%)	260 (95%)	12 (4%)	2 (1%)	22	12
1	C	274/277 (99%)	260 (95%)	12 (4%)	2 (1%)	22	12
1	D	274/277 (99%)	261 (95%)	11 (4%)	2 (1%)	22	12

Continued on next page...

Continued from previous page...

Mol	Chain	Analysed	Favoured	Allowed	Outliers	Percentiles
All	All	1096/1108 (99%)	1041 (95%)	47 (4%)	8 (1%)	22 12

All (8) Ramachandran outliers are listed below:

Mol	Chain	Res	Type
1	A	1204	GLU
1	B	1204	GLU
1	C	1204	GLU
1	D	1204	GLU
1	D	1263	GLY
1	A	1263	GLY
1	B	1263	GLY
1	C	1263	GLY

### 5.3.2 Protein sidechains [i](#)

In the following table, the Percentiles column shows the percent sidechain outliers of the chain as a percentile score with respect to all X-ray entries followed by that with respect to entries of similar resolution.

The Analysed column shows the number of residues for which the sidechain conformation was analysed, and the total number of residues.

Mol	Chain	Analysed	Rotameric	Outliers	Percentiles
1	A	229/230 (100%)	202 (88%)	27 (12%)	5 2
1	B	229/230 (100%)	203 (89%)	26 (11%)	5 2
1	C	229/230 (100%)	202 (88%)	27 (12%)	5 2
1	D	229/230 (100%)	203 (89%)	26 (11%)	5 2
All	All	916/920 (100%)	810 (88%)	106 (12%)	5 2

All (106) residues with a non-rotameric sidechain are listed below:

Mol	Chain	Res	Type
1	A	1013	GLN
1	A	1035	GLU
1	A	1039	LEU
1	A	1040	GLU
1	A	1055	GLN
1	A	1071	ASN
1	A	1084	ARG

Continued on next page...

*Continued from previous page...*

<b>Mol</b>	<b>Chain</b>	<b>Res</b>	<b>Type</b>
1	A	1088	LEU
1	A	1097	SER
1	A	1098	GLN
1	A	1110	GLU
1	A	1141	VAL
1	A	1148	LEU
1	A	1170	ASN
1	A	1171	LYS
1	A	1179	SER
1	A	1181	LEU
1	A	1196	LEU
1	A	1204	GLU
1	A	1208	THR
1	A	1215	LYS
1	A	1217	ARG
1	A	1218	ASN
1	A	1242	LEU
1	A	1247	ASP
1	A	1248	SER
1	A	1283	ARG
1	B	1013	GLN
1	B	1035	GLU
1	B	1039	LEU
1	B	1040	GLU
1	B	1055	GLN
1	B	1071	ASN
1	B	1088	LEU
1	B	1097	SER
1	B	1098	GLN
1	B	1110	GLU
1	B	1141	VAL
1	B	1148	LEU
1	B	1170	ASN
1	B	1171	LYS
1	B	1179	SER
1	B	1181	LEU
1	B	1196	LEU
1	B	1204	GLU
1	B	1208	THR
1	B	1215	LYS
1	B	1217	ARG
1	B	1218	ASN

*Continued on next page...*

*Continued from previous page...*

<b>Mol</b>	<b>Chain</b>	<b>Res</b>	<b>Type</b>
1	B	1242	LEU
1	B	1247	ASP
1	B	1248	SER
1	B	1283	ARG
1	C	1013	GLN
1	C	1035	GLU
1	C	1039	LEU
1	C	1040	GLU
1	C	1055	GLN
1	C	1071	ASN
1	C	1084	ARG
1	C	1088	LEU
1	C	1097	SER
1	C	1098	GLN
1	C	1110	GLU
1	C	1141	VAL
1	C	1148	LEU
1	C	1170	ASN
1	C	1171	LYS
1	C	1179	SER
1	C	1181	LEU
1	C	1196	LEU
1	C	1204	GLU
1	C	1208	THR
1	C	1215	LYS
1	C	1217	ARG
1	C	1218	ASN
1	C	1242	LEU
1	C	1247	ASP
1	C	1248	SER
1	C	1283	ARG
1	D	1013	GLN
1	D	1035	GLU
1	D	1039	LEU
1	D	1040	GLU
1	D	1055	GLN
1	D	1071	ASN
1	D	1085	VAL
1	D	1097	SER
1	D	1098	GLN
1	D	1110	GLU
1	D	1141	VAL

*Continued on next page...*



*Continued from previous page...*

<b>Mol</b>	<b>Chain</b>	<b>Res</b>	<b>Type</b>
1	D	1148	LEU
1	D	1179	SER
1	D	1181	LEU
1	D	1196	LEU
1	D	1199	MET
1	D	1203	GLU
1	D	1204	GLU
1	D	1208	THR
1	D	1215	LYS
1	D	1217	ARG
1	D	1218	ASN
1	D	1242	LEU
1	D	1247	ASP
1	D	1248	SER
1	D	1261	TYR

Sometimes sidechains can be flipped to improve hydrogen bonding and reduce clashes. All (55) such sidechains are listed below:

<b>Mol</b>	<b>Chain</b>	<b>Res</b>	<b>Type</b>
1	A	1013	GLN
1	A	1033	GLN
1	A	1071	ASN
1	A	1098	GLN
1	A	1119	GLN
1	A	1152	GLN
1	A	1161	GLN
1	A	1163	ASN
1	A	1170	ASN
1	A	1182	ASN
1	A	1212	ASN
1	A	1218	ASN
1	A	1225	GLN
1	A	1281	GLN
1	B	1013	GLN
1	B	1033	GLN
1	B	1071	ASN
1	B	1098	GLN
1	B	1119	GLN
1	B	1152	GLN
1	B	1161	GLN
1	B	1163	ASN
1	B	1170	ASN

*Continued on next page...*

*Continued from previous page...*

Mol	Chain	Res	Type
1	B	1182	ASN
1	B	1212	ASN
1	B	1218	ASN
1	B	1225	GLN
1	B	1281	GLN
1	C	1013	GLN
1	C	1033	GLN
1	C	1071	ASN
1	C	1098	GLN
1	C	1119	GLN
1	C	1152	GLN
1	C	1161	GLN
1	C	1170	ASN
1	C	1182	ASN
1	C	1212	ASN
1	C	1218	ASN
1	C	1225	GLN
1	C	1281	GLN
1	D	1013	GLN
1	D	1033	GLN
1	D	1055	GLN
1	D	1071	ASN
1	D	1098	GLN
1	D	1119	GLN
1	D	1152	GLN
1	D	1161	GLN
1	D	1163	ASN
1	D	1182	ASN
1	D	1212	ASN
1	D	1218	ASN
1	D	1225	GLN
1	D	1281	GLN

### 5.3.3 RNA [i](#)

There are no RNA molecules in this entry.

### 5.4 Non-standard residues in protein, DNA, RNA chains [i](#)

There are no non-standard protein/DNA/RNA residues in this entry.

## 5.5 Carbohydrates [i](#)

There are no monosaccharides in this entry.

## 5.6 Ligand geometry [i](#)

There are no ligands in this entry.

## 5.7 Other polymers [i](#)

There are no such residues in this entry.

## 5.8 Polymer linkage issues [i](#)

There are no chain breaks in this entry.

## 6 Fit of model and data

### 6.1 Protein, DNA and RNA chains

In the following table, the column labelled ‘#RSRZ > 2’ contains the number (and percentage) of RSRZ outliers, followed by percent RSRZ outliers for the chain as percentile scores relative to all X-ray entries and entries of similar resolution. The OWAB column contains the minimum, median, 95<sup>th</sup> percentile and maximum values of the occupancy-weighted average B-factor per residue. The column labelled ‘Q < 0.9’ lists the number of (and percentage) of residues with an average occupancy less than 0.9.

Mol	Chain	Analysed	<RSRZ>	#RSRZ>2	OWAB(Å <sup>2</sup> )	Q<0.9
1	A	276/277 (99%)	0.88	21 (7%) 13 15	9, 19, 40, 58	0
1	B	276/277 (99%)	0.76	19 (6%) 16 19	8, 17, 37, 57	0
1	C	276/277 (99%)	0.75	19 (6%) 16 19	7, 17, 39, 61	0
1	D	276/277 (99%)	0.86	23 (8%) 11 13	8, 18, 38, 52	0
All	All	1104/1108 (99%)	0.81	82 (7%) 14 16	7, 18, 39, 61	0

All (82) RSRZ outliers are listed below:

Mol	Chain	Res	Type	RSRZ
1	C	1261	TYR	10.3
1	D	1010	CYS	10.2
1	B	1261	TYR	9.3
1	A	1261	TYR	8.4
1	B	1010	CYS	8.4
1	A	1010	CYS	7.9
1	C	1010	CYS	7.8
1	D	1261	TYR	7.5
1	A	1204	GLU	6.0
1	D	1246	PHE	5.4
1	C	1204	GLU	5.1
1	A	1163	ASN	5.0
1	A	1217	ARG	4.9
1	C	1217	ARG	4.5
1	C	1246	PHE	4.1
1	B	1204	GLU	4.1
1	B	1247	ASP	3.9
1	B	1263	GLY	3.9
1	D	1247	ASP	3.9
1	C	1263	GLY	3.6
1	C	1284	ALA	3.6

*Continued on next page...*

*Continued from previous page...*

Mol	Chain	Res	Type	RSRZ
1	D	1069	PHE	3.5
1	C	1063	ILE	3.5
1	D	1081	TYR	3.4
1	A	1243	LEU	3.4
1	C	1247	ASP	3.3
1	C	1260	ARG	3.3
1	A	1260	ARG	3.3
1	D	1204	GLU	3.2
1	A	1246	PHE	3.1
1	B	1260	ARG	3.1
1	D	1250	PRO	3.1
1	A	1063	ILE	3.0
1	B	1248	SER	3.0
1	D	1223	PRO	3.0
1	D	1260	ARG	3.0
1	A	1011	GLY	2.9
1	B	1217	ARG	2.8
1	A	1160	GLY	2.8
1	A	1039	LEU	2.8
1	D	1253	VAL	2.7
1	A	1216	ASP	2.6
1	B	1215	LYS	2.6
1	C	1081	TYR	2.6
1	D	1248	SER	2.6
1	B	1199	MET	2.5
1	C	1170	ASN	2.5
1	A	1250	PRO	2.5
1	C	1249	VAL	2.4
1	D	1202	LEU	2.4
1	D	1254	ARG	2.4
1	A	1097	SER	2.4
1	B	1249	VAL	2.4
1	A	1263	GLY	2.4
1	B	1243	LEU	2.3
1	C	1216	ASP	2.3
1	A	1199	MET	2.2
1	D	1249	VAL	2.2
1	A	1258	ASP	2.2
1	D	1263	GLY	2.2
1	C	1051	LYS	2.2
1	D	1207	LEU	2.2
1	A	1167	GLY	2.2

*Continued on next page...*

*Continued from previous page...*

Mol	Chain	Res	Type	RSRZ
1	D	1108	ILE	2.2
1	B	1071	ASN	2.2
1	D	1199	MET	2.2
1	A	1152	GLN	2.2
1	D	1217	ARG	2.2
1	A	1285	ASP	2.1
1	B	1285	ASP	2.1
1	D	1039	LEU	2.1
1	C	1085	VAL	2.1
1	C	1117	VAL	2.1
1	C	1253	VAL	2.1
1	B	1063	ILE	2.1
1	B	1097	SER	2.1
1	D	1170	ASN	2.1
1	D	1035	GLU	2.1
1	B	1179	SER	2.0
1	C	1205	PRO	2.0
1	B	1256	LEU	2.0
1	B	1254	ARG	2.0

## 6.2 Non-standard residues in protein, DNA, RNA chains [i](#)

There are no non-standard protein/DNA/RNA residues in this entry.

## 6.3 Carbohydrates [i](#)

There are no monosaccharides in this entry.

## 6.4 Ligands [i](#)

There are no ligands in this entry.

## 6.5 Other polymers [i](#)

There are no such residues in this entry.