



# Full wwPDB X-ray Structure Validation Report ⓘ

May 26, 2020 – 01:05 pm BST

PDB ID : 1PRE  
Title : PROAEROLYSIN  
Authors : Parker, M.W.; Buckley, J.T.; Postma, J.P.M.; Tucker, A.D.; Tsernoglou, D.  
Deposited on : 1995-09-15  
Resolution : 2.80 Å(reported)

This is a Full wwPDB X-ray Structure Validation Report for a publicly released PDB entry.

We welcome your comments at [validation@mail.wwpdb.org](mailto:validation@mail.wwpdb.org)

A user guide is available at

<https://www.wwpdb.org/validation/2017/XrayValidationReportHelp>

with specific help available everywhere you see the ⓘ symbol.

---

The following versions of software and data (see [references ⓘ](#)) were used in the production of this report:

MolProbity : 4.02b-467  
Xtrriage (Phenix) : **NOT EXECUTED**  
EDS : **NOT EXECUTED**  
Percentile statistics : 20191225.v01 (using entries in the PDB archive December 25th 2019)  
Ideal geometry (proteins) : Engh & Huber (2001)  
Ideal geometry (DNA, RNA) : Parkinson et al. (1996)  
Validation Pipeline (wwPDB-VP) : 2.11

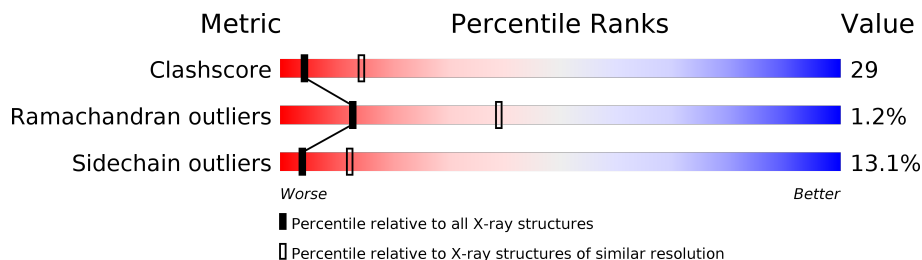
# 1 Overall quality at a glance

The following experimental techniques were used to determine the structure:

*X-RAY DIFFRACTION*

The reported resolution of this entry is 2.80 Å.

Percentile scores (ranging between 0-100) for global validation metrics of the entry are shown in the following graphic. The table shows the number of entries on which the scores are based.



Metric	Whole archive (#Entries)	Similar resolution (#Entries, resolution range(Å))
Clashscore	141614	3569 (2.80-2.80)
Ramachandran outliers	138981	3498 (2.80-2.80)
Sidechain outliers	138945	3500 (2.80-2.80)

The table below summarises the geometric issues observed across the polymeric chains and their fit to the electron density. The red, orange, yellow and green segments on the lower bar indicate the fraction of residues that contain outliers for  $\geq 3$ , 2, 1 and 0 types of geometric quality criteria respectively. A grey segment represents the fraction of residues that are not modelled. The numeric value for each fraction is indicated below the corresponding segment, with a dot representing fractions  $\leq 5\%$ .

Note EDS was not executed.

Mol	Chain	Length	Quality of chain
1	A	470	
1	B	470	

## 2 Entry composition

There are 2 unique types of molecules in this entry. The entry contains 7089 atoms, of which 0 are hydrogens and 0 are deuteriums.

In the tables below, the ZeroOcc column contains the number of atoms modelled with zero occupancy, the AltConf column contains the number of residues with at least one atom in alternate conformation and the Trace column contains the number of residues modelled with at most 2 atoms.

- Molecule 1 is a protein called PROAEROLYSIN.

Mol	Chain	Residues	Atoms					ZeroOcc	AltConf	Trace
			Total	C	N	O	S			
1	A	449	3523	2228	607	679	9	0	0	0
1	B	451	3533	2234	607	683	9	0	0	0

- Molecule 2 is water.

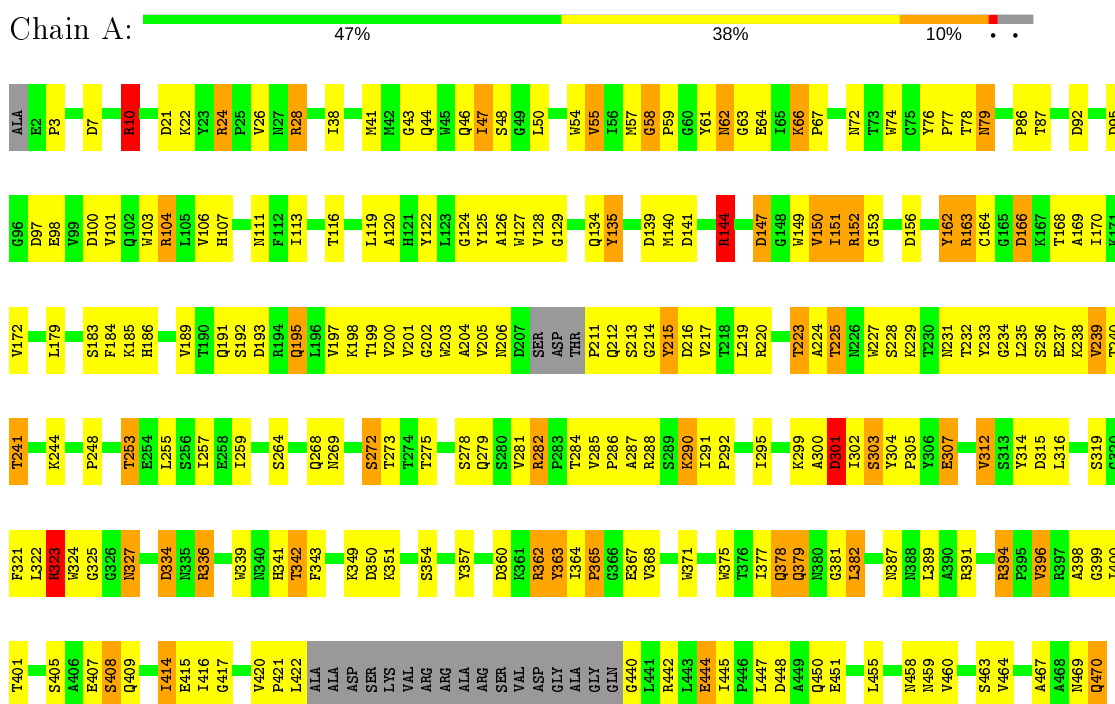
Mol	Chain	Residues	Atoms		ZeroOcc	AltConf
2	A	18	Total 18	O 18	0	0
2	B	15	Total 15	O 15	0	0

### 3 Residue-property plots

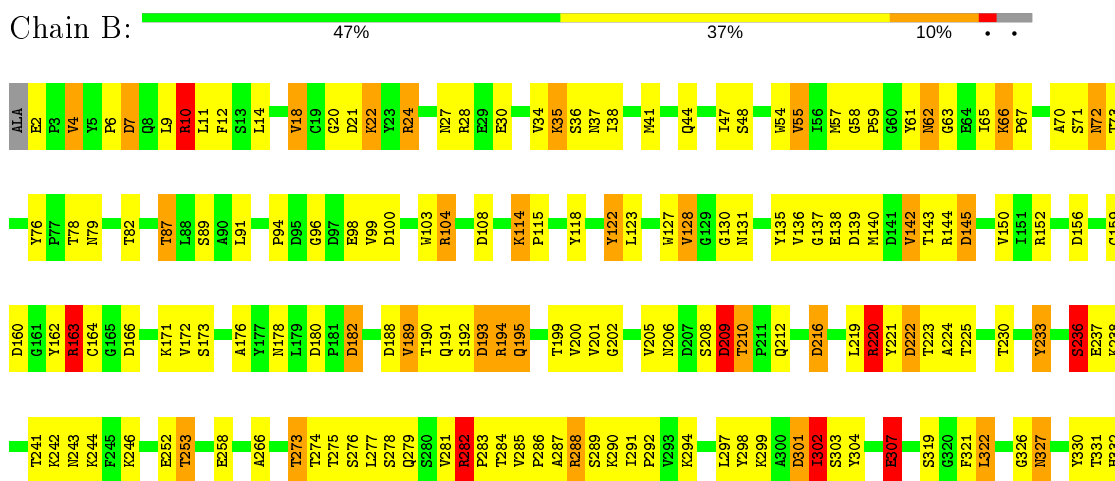
These plots are drawn for all protein, RNA and DNA chains in the entry. The first graphic for a chain summarises the proportions of the various outlier classes displayed in the second graphic. The second graphic shows the sequence view annotated by issues in geometry. Residues are color-coded according to the number of geometric quality criteria for which they contain at least one outlier: green = 0, yellow = 1, orange = 2 and red = 3 or more. Stretches of 2 or more consecutive residues without any outlier are shown as a green connector. Residues present in the sample, but not in the model, are shown in grey.

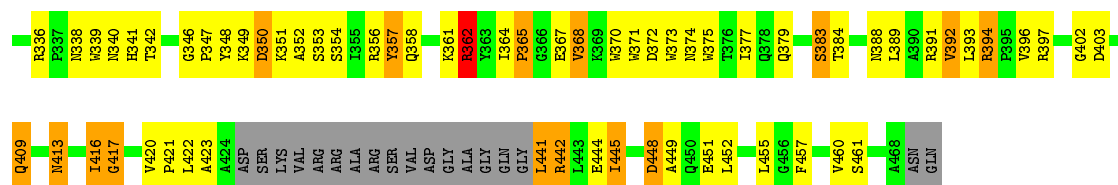
Note EDS was not executed.

- Molecule 1: PROAEROLYSIN



- Molecule 1: PROAEROLYSIN





## 4 Data and refinement statistics

Xtriage (Phenix) and EDS were not executed - this section is therefore incomplete.

Property	Value	Source
Space group	P 43 21 2	Depositor
Cell constants a, b, c, $\alpha$ , $\beta$ , $\gamma$	104.00Å 104.00Å 222.00Å 90.00° 90.00° 90.00°	Depositor
Resolution (Å)	6.00 – 2.80	Depositor
% Data completeness (in resolution range)	98.0 (6.00-2.80)	Depositor
$R_{merge}$	0.09	Depositor
$R_{sym}$	(Not available)	Depositor
Refinement program	PROLSQ	Depositor
R, $R_{free}$	(Not available) , (Not available)	Depositor
Estimated twinning fraction	No twinning to report.	Xtriage
Total number of atoms	7089	wwPDB-VP
Average B, all atoms (Å <sup>2</sup> )	33.0	wwPDB-VP

## 5 Model quality [i](#)

### 5.1 Standard geometry [i](#)

The Z score for a bond length (or angle) is the number of standard deviations the observed value is removed from the expected value. A bond length (or angle) with  $|Z| > 5$  is considered an outlier worth inspection. RMSZ is the root-mean-square of all Z scores of the bond lengths (or angles).

Mol	Chain	Bond lengths		Bond angles	
		RMSZ	# Z  >5	RMSZ	# Z  >5
1	A	0.69	0/3620	1.86	72/4938 (1.5%)
1	B	0.68	0/3631	1.82	67/4957 (1.4%)
All	All	0.69	0/7251	1.84	139/9895 (1.4%)

There are no bond length outliers.

All (139) bond angle outliers are listed below:

Mol	Chain	Res	Type	Atoms	Z	Observed(°)	Ideal(°)
1	B	24	ARG	NE-CZ-NH2	18.22	129.41	120.30
1	A	394	ARG	CD-NE-CZ	16.01	146.01	123.60
1	B	152	ARG	NE-CZ-NH1	14.62	127.61	120.30
1	A	152	ARG	NE-CZ-NH2	-14.48	113.06	120.30
1	B	391	ARG	NE-CZ-NH1	14.31	127.45	120.30
1	B	163	ARG	NE-CZ-NH2	-12.92	113.84	120.30
1	A	394	ARG	NE-CZ-NH2	12.90	126.75	120.30
1	A	323	ARG	CD-NE-CZ	12.62	141.27	123.60
1	A	336	ARG	NE-CZ-NH2	-12.25	114.18	120.30
1	B	118	TYR	CB-CG-CD1	-12.05	113.77	121.00
1	A	141	ASP	CB-CG-OD1	11.91	129.01	118.30
1	B	282	ARG	NE-CZ-NH2	-11.85	114.38	120.30
1	B	220	ARG	NE-CZ-NH1	11.62	126.11	120.30
1	A	315	ASP	CB-CG-OD1	-11.10	108.31	118.30
1	A	92	ASP	CB-CG-OD1	10.78	128.00	118.30
1	B	108	ASP	CB-CG-OD1	10.70	127.93	118.30
1	B	397	ARG	NE-CZ-NH2	10.52	125.56	120.30
1	B	394	ARG	NE-CZ-NH1	-10.40	115.10	120.30
1	A	24	ARG	CD-NE-CZ	10.35	138.09	123.60
1	A	141	ASP	CB-CG-OD2	-10.33	109.00	118.30
1	A	10	ARG	NE-CZ-NH1	10.16	125.38	120.30
1	A	362	ARG	NE-CZ-NH2	10.10	125.35	120.30
1	A	139	ASP	CB-CG-OD2	-9.71	109.56	118.30
1	A	163	ARG	NE-CZ-NH1	9.24	124.92	120.30
1	A	323	ARG	NE-CZ-NH2	-8.89	115.86	120.30

*Continued on next page...*

*Continued from previous page...*

Mol	Chain	Res	Type	Atoms	Z	Observed(°)	Ideal(°)
1	A	147	ASP	CB-CG-OD1	8.87	126.28	118.30
1	A	301	ASP	CB-CG-OD2	-8.71	110.47	118.30
1	A	104	ARG	NE-CZ-NH2	8.65	124.63	120.30
1	A	163	ARG	CD-NE-CZ	8.65	135.71	123.60
1	B	442	ARG	NE-CZ-NH2	8.39	124.49	120.30
1	B	301	ASP	CB-CG-OD1	-8.26	110.87	118.30
1	A	92	ASP	CB-CG-OD2	-8.16	110.95	118.30
1	B	394	ARG	NH1-CZ-NH2	7.97	128.17	119.40
1	A	79	ASN	N-CA-CB	-7.93	96.33	110.60
1	B	448	ASP	CB-CG-OD1	-7.92	111.17	118.30
1	A	104	ARG	NE-CZ-NH1	-7.87	116.37	120.30
1	A	97	ASP	CB-CG-OD2	-7.71	111.36	118.30
1	A	156	ASP	CB-CG-OD2	-7.64	111.42	118.30
1	A	139	ASP	CB-CG-OD1	7.63	125.16	118.30
1	B	357	TYR	CB-CG-CD1	7.53	125.52	121.00
1	B	194	ARG	NE-CZ-NH1	-7.53	116.53	120.30
1	B	302	ILE	CB-CA-C	-7.42	96.75	111.60
1	A	362	ARG	CD-NE-CZ	-7.40	113.24	123.60
1	A	87	THR	CA-CB-CG2	-7.32	102.15	112.40
1	B	394	ARG	NE-CZ-NH2	-7.24	116.68	120.30
1	A	166	ASP	CB-CG-OD1	-7.18	111.83	118.30
1	A	150	VAL	CA-CB-CG1	7.06	121.49	110.90
1	B	365	PRO	N-CD-CG	-7.01	92.69	103.20
1	B	391	ARG	CD-NE-CZ	6.98	133.37	123.60
1	B	417	GLY	CA-C-O	6.94	133.09	120.60
1	B	76	TYR	CB-CG-CD2	6.91	125.15	121.00
1	A	360	ASP	CB-CG-OD2	6.82	124.44	118.30
1	A	152	ARG	NE-CZ-NH1	6.77	123.69	120.30
1	B	79	ASN	N-CA-CB	-6.66	98.62	110.60
1	B	391	ARG	NH1-CZ-NH2	-6.65	112.08	119.40
1	A	215	TYR	CB-CG-CD2	-6.64	117.01	121.00
1	A	152	ARG	CB-CA-C	6.62	123.64	110.40
1	B	236	SER	CB-CA-C	-6.57	97.61	110.10
1	A	363	TYR	CB-CG-CD1	-6.56	117.07	121.00
1	A	135	TYR	CB-CG-CD1	6.54	124.92	121.00
1	A	135	TYR	CB-CG-CD2	-6.52	117.09	121.00
1	B	220	ARG	NE-CZ-NH2	-6.48	117.06	120.30
1	A	144	ARG	NE-CZ-NH2	6.47	123.54	120.30
1	A	61	TYR	CB-CG-CD2	6.46	124.87	121.00
1	B	372	ASP	CB-CG-OD2	6.44	124.09	118.30
1	B	7	ASP	CB-CG-OD2	-6.41	112.53	118.30
1	B	233	TYR	CB-CG-CD1	-6.40	117.16	121.00

*Continued on next page...*



*Continued from previous page...*

Mol	Chain	Res	Type	Atoms	Z	Observed(°)	Ideal(°)
1	A	166	ASP	OD1-CG-OD2	6.40	135.46	123.30
1	A	301	ASP	OD1-CG-OD2	6.38	135.43	123.30
1	A	448	ASP	CB-CG-OD1	6.35	124.02	118.30
1	A	350	ASP	CB-CG-OD1	6.31	123.98	118.30
1	A	122	TYR	CB-CG-CD1	6.31	124.78	121.00
1	A	394	ARG	NH1-CZ-NH2	-6.29	112.48	119.40
1	B	135	TYR	CB-CG-CD2	-6.25	117.25	121.00
1	A	166	ASP	CB-CG-OD2	-6.23	112.69	118.30
1	A	237	GLU	OE1-CD-OE2	6.23	130.77	123.30
1	B	182	ASP	CB-CG-OD2	-6.03	112.87	118.30
1	B	145	ASP	CB-CG-OD1	-5.98	112.92	118.30
1	B	114	LYS	CB-CA-C	5.98	122.35	110.40
1	B	70	ALA	CB-CA-C	5.98	119.06	110.10
1	A	21	ASP	CB-CG-OD2	-5.94	112.95	118.30
1	B	24	ARG	NE-CZ-NH1	-5.93	117.33	120.30
1	A	343	PHE	CB-CG-CD2	5.87	124.91	120.80
1	A	147	ASP	N-CA-CB	5.87	121.17	110.60
1	B	307	GLU	OE1-CD-OE2	5.86	130.33	123.30
1	A	382	LEU	CA-C-O	-5.86	107.80	120.10
1	B	348	TYR	CA-CB-CG	5.85	124.52	113.40
1	B	350	ASP	CB-CG-OD1	-5.83	113.05	118.30
1	A	50	LEU	CA-CB-CG	5.82	128.69	115.30
1	B	118	TYR	CB-CG-CD2	5.81	124.48	121.00
1	A	241	THR	N-CA-CB	5.78	121.29	110.30
1	A	367	GLU	OE1-CD-OE2	-5.72	116.43	123.30
1	A	382	LEU	CA-C-N	5.71	129.75	117.20
1	B	163	ARG	NE-CZ-NH1	5.69	123.14	120.30
1	B	160	ASP	CB-CG-OD2	-5.66	113.21	118.30
1	A	28	ARG	NE-CZ-NH1	-5.63	117.48	120.30
1	B	10	ARG	NE-CZ-NH1	5.63	123.11	120.30
1	A	391	ARG	NE-CZ-NH1	5.62	123.11	120.30
1	A	152	ARG	CD-NE-CZ	5.62	131.47	123.60
1	A	303	SER	CA-CB-OG	-5.61	96.04	111.20
1	A	87	THR	CA-C-O	-5.61	108.32	120.10
1	A	10	ARG	CG-CD-NE	5.60	123.57	111.80
1	B	350	ASP	CB-CG-OD2	5.59	123.34	118.30
1	B	24	ARG	NH1-CZ-NH2	-5.59	113.25	119.40
1	A	394	ARG	CG-CD-NE	5.58	123.53	111.80
1	A	21	ASP	CB-CG-OD1	5.53	123.28	118.30
1	B	62	ASN	CA-CB-CG	-5.50	101.29	113.40
1	B	209	ASP	CB-CG-OD2	-5.45	113.40	118.30
1	B	122	TYR	CG-CD2-CE2	5.43	125.64	121.30

*Continued on next page...*

Continued from previous page...

Mol	Chain	Res	Type	Atoms	Z	Observed(°)	Ideal(°)
1	B	156	ASP	CB-CG-OD1	5.39	123.15	118.30
1	A	398	ALA	CB-CA-C	-5.37	102.04	110.10
1	B	87	THR	N-CA-CB	5.35	120.46	110.30
1	B	356	ARG	CD-NE-CZ	-5.34	116.12	123.60
1	B	307	GLU	CA-C-O	-5.34	108.89	120.10
1	B	152	ARG	NH1-CZ-NH2	-5.33	113.54	119.40
1	A	363	TYR	CB-CG-CD2	5.33	124.20	121.00
1	A	104	ARG	CA-C-N	5.32	128.91	117.20
1	A	379	GLN	CB-CA-C	-5.26	99.87	110.40
1	A	387	ASN	O-C-N	-5.26	114.29	122.70
1	B	176	ALA	CB-CA-C	5.24	117.95	110.10
1	A	151	ILE	O-C-N	-5.23	114.33	122.70
1	B	216	ASP	CB-CG-OD1	5.20	122.98	118.30
1	B	301	ASP	CA-CB-CG	-5.17	102.02	113.40
1	B	104	ARG	CD-NE-CZ	-5.15	116.39	123.60
1	A	95	ASP	CB-CG-OD1	-5.14	113.67	118.30
1	B	82	THR	N-CA-CB	-5.14	100.53	110.30
1	B	180	ASP	CB-CG-OD2	-5.14	113.68	118.30
1	A	334	ASP	CB-CG-OD2	-5.12	113.69	118.30
1	B	4	VAL	N-CA-CB	5.12	122.75	111.50
1	B	233	TYR	CB-CG-CD2	5.11	124.07	121.00
1	A	215	TYR	CB-CG-CD1	5.11	124.07	121.00
1	B	188	ASP	CB-CG-OD2	-5.11	113.70	118.30
1	A	134	GLN	N-CA-CB	5.10	119.79	110.60
1	B	201	VAL	CA-CB-CG2	-5.07	103.30	110.90
1	B	24	ARG	CA-CB-CG	5.05	124.51	113.40
1	B	413	ASN	O-C-N	5.01	130.72	122.70
1	B	7	ASP	CB-CG-OD1	5.01	122.81	118.30
1	B	210	THR	N-CA-CB	5.00	119.80	110.30
1	B	403	ASP	CB-CG-OD1	5.00	122.80	118.30

There are no chirality outliers.

There are no planarity outliers.

## 5.2 Too-close contacts

In the following table, the Non-H and H(model) columns list the number of non-hydrogen atoms and hydrogen atoms in the chain respectively. The H(added) column lists the number of hydrogen atoms added and optimized by MolProbity. The Clashes column lists the number of clashes within the asymmetric unit, whereas Symm-Clashes lists symmetry related clashes.

Mol	Chain	Non-H	H(model)	H(added)	Clashes	Symm-Clashes
1	A	3523	0	3357	193	0
1	B	3533	0	3366	218	0
2	A	18	0	0	5	0
2	B	15	0	0	2	0
All	All	7089	0	6723	401	0

The all-atom clashscore is defined as the number of clashes found per 1000 atoms (including hydrogen atoms). The all-atom clashscore for this structure is 29.

All (401) close contacts within the same asymmetric unit are listed below, sorted by their clash magnitude.

Atom-1	Atom-2	Interatomic distance (Å)	Clash overlap (Å)
1:B:351:LYS:HD3	1:B:357:TYR:CE2	1.88	1.09
1:B:362:ARG:HG3	1:B:374:ASN:ND2	1.69	1.06
1:B:100:ASP:O	1:B:104:ARG:HG3	1.59	1.03
1:B:292:PRO:HG2	1:B:417:GLY:HA3	1.45	0.97
1:A:377:ILE:HD13	1:A:382:LEU:HD13	1.47	0.95
1:B:14:LEU:HB2	1:B:18:VAL:CG1	1.97	0.95
1:B:14:LEU:HB2	1:B:18:VAL:HG11	1.46	0.93
1:A:116:THR:HG21	1:A:170:ILE:HG21	1.52	0.90
1:B:362:ARG:HG3	1:B:374:ASN:HD21	1.31	0.90
1:A:26:VAL:HG23	1:A:74:TRP:O	1.73	0.87
1:A:100:ASP:O	1:A:104:ARG:HG3	1.75	0.86
1:A:225:THR:HG23	1:A:408:SER:HB3	1.58	0.85
1:B:302:ILE:N	1:B:302:ILE:HD13	1.90	0.85
1:B:351:LYS:HD3	1:B:357:TYR:CZ	2.13	0.82
1:A:43:GLY:HA3	1:B:10:ARG:HH21	1.41	0.82
1:A:57:MET:HG3	1:A:64:GLU:O	1.80	0.81
1:A:219:LEU:HB3	1:A:279:GLN:HB2	1.63	0.80
1:B:91:LEU:HD23	1:B:396:VAL:HG22	1.64	0.79
1:A:377:ILE:HD13	1:A:382:LEU:CD1	2.13	0.79
1:A:197:VAL:CG1	1:A:455:LEU:HD23	2.13	0.78
1:A:47:ILE:HD13	1:A:57:MET:CE	2.14	0.78
1:A:301:ASP:HB3	1:A:407:GLU:HB2	1.65	0.78
1:A:3:PRO:HD2	2:A:476:HOH:O	1.82	0.78
1:A:206:ASN:ND2	1:A:286:PRO:O	2.19	0.77
1:B:191:GLN:H	1:B:303:SER:HB2	1.48	0.76
1:A:128:VAL:O	1:A:128:VAL:HG12	1.85	0.76
1:A:290:LYS:HG3	1:A:420:VAL:HG23	1.65	0.76
1:A:120:ALA:O	1:A:125:TYR:HB2	1.85	0.75
1:B:285:VAL:CG1	1:B:441:LEU:HD11	2.17	0.75
1:A:213:SER:O	1:A:215:TYR:HD1	1.69	0.75

*Continued on next page...*

*Continued from previous page...*

Atom-1	Atom-2	Interatomic distance (Å)	Clash overlap (Å)
1:A:351:LYS:HD3	1:A:357:TYR:CE2	2.23	0.73
1:B:420:VAL:HG13	1:B:421:PRO:HD2	1.71	0.73
1:B:422:LEU:HD12	1:B:423:ALA:H	1.54	0.73
1:B:292:PRO:CG	1:B:417:GLY:HA3	2.17	0.73
1:A:162:TYR:CE1	1:A:163:ARG:HG3	2.24	0.73
1:A:197:VAL:HG12	1:A:455:LEU:HD23	1.71	0.73
1:A:43:GLY:HA3	1:B:10:ARG:NH2	2.04	0.72
1:B:178:ASN:ND2	1:B:242:LYS:HD3	2.04	0.72
1:B:292:PRO:HG2	1:B:417:GLY:CA	2.19	0.72
1:B:171:LYS:NZ	1:B:173:SER:HB3	2.04	0.72
1:A:444:GLU:O	1:A:444:GLU:HG3	1.89	0.71
1:B:193:ASP:CG	1:B:195:GLN:HE22	1.94	0.71
1:A:111:ASN:HD21	1:B:252:GLU:HG2	1.53	0.71
1:A:290:LYS:HG3	1:A:420:VAL:CG2	2.19	0.71
1:A:312:VAL:HG13	1:A:396:VAL:HG22	1.72	0.71
1:A:185:LYS:HD2	1:A:186:HIS:H	1.55	0.71
1:A:22:LYS:HB3	1:A:79:ASN:HD21	1.55	0.71
1:A:47:ILE:HD13	1:A:57:MET:HE2	1.72	0.71
1:B:220:ARG:O	1:B:460:VAL:HA	1.89	0.71
1:B:222:ASP:HA	1:B:275:THR:O	1.91	0.71
1:A:363:TYR:O	1:A:365:PRO:HD3	1.91	0.70
1:A:323:ARG:NE	1:A:323:ARG:HA	2.06	0.70
1:B:442:ARG:NH2	1:B:444:GLU:OE2	2.24	0.69
1:A:204:ALA:HB3	1:A:291:ILE:HG22	1.74	0.69
1:A:281:VAL:HG21	1:A:414:ILE:HG12	1.76	0.68
1:B:322:LEU:HB3	1:B:327:ASN:HD22	1.58	0.68
1:A:205:VAL:HG11	1:A:442:ARG:NH2	2.09	0.68
1:B:162:TYR:CE1	1:B:163:ARG:HB2	2.30	0.67
1:B:285:VAL:HG11	1:B:441:LEU:HD11	1.74	0.67
1:B:162:TYR:CD1	1:B:163:ARG:HB2	2.29	0.67
1:A:291:ILE:HD11	1:A:417:GLY:O	1.94	0.67
1:B:351:LYS:NZ	1:B:357:TYR:OH	2.17	0.67
1:A:116:THR:CG2	1:A:170:ILE:HG21	2.22	0.67
1:B:48:SER:CB	1:B:72:ASN:HD21	2.08	0.67
1:A:204:ALA:HB3	1:A:291:ILE:CG2	2.25	0.66
1:B:230:THR:O	1:B:402:GLY:HA3	1.95	0.66
1:B:47:ILE:HG12	1:B:57:MET:HG2	1.75	0.66
1:B:221:TYR:HD2	1:B:223:THR:HG23	1.60	0.66
1:B:354:SER:HB3	1:B:357:TYR:HB3	1.78	0.66
1:B:352:ALA:O	1:B:358:GLN:NE2	2.29	0.66
1:B:364:ILE:HG22	1:B:367:GLU:HG2	1.76	0.66

*Continued on next page...*

*Continued from previous page...*

Atom-1	Atom-2	Interatomic distance (Å)	Clash overlap (Å)
1:A:444:GLU:O	1:A:444:GLU:CG	2.42	0.66
1:A:447:LEU:HD21	1:A:460:VAL:HG12	1.77	0.65
1:A:291:ILE:HG13	1:A:292:PRO:HD2	1.78	0.65
1:B:284:THR:O	1:B:284:THR:HG22	1.96	0.65
1:A:107:HIS:HB2	2:A:477:HOH:O	1.96	0.65
1:A:290:LYS:CG	1:A:420:VAL:HG23	2.26	0.65
1:A:54:TRP:CZ3	1:A:67:PRO:HD3	2.32	0.64
1:B:127:TRP:CE2	1:B:164:CYS:HA	2.31	0.64
1:A:152:ARG:HD2	1:A:169:ALA:HB2	1.78	0.64
1:A:212:GLN:OE1	1:A:215:TYR:CZ	2.51	0.64
1:A:322:LEU:HG	1:A:339:TRP:HB2	1.80	0.64
1:B:6:PRO:HG3	1:B:34:VAL:CG1	2.27	0.64
1:B:222:ASP:OD1	1:B:276:SER:OG	2.14	0.64
1:B:191:GLN:HB2	1:B:303:SER:HB2	1.79	0.64
1:B:219:LEU:O	1:B:278:SER:HA	1.98	0.64
1:B:4:VAL:CG2	1:B:34:VAL:HG21	2.28	0.64
1:A:163:ARG:HB3	1:A:166:ASP:OD2	1.98	0.64
1:B:47:ILE:HG23	1:B:55:VAL:HG13	1.78	0.64
1:A:354:SER:HB3	1:A:357:TYR:HB3	1.80	0.63
1:A:202:GLY:HA3	1:A:445:ILE:HG12	1.80	0.63
1:B:216:ASP:OD1	1:B:282:ARG:HD3	1.99	0.63
1:B:27:ASN:OD1	1:B:30:GLU:HG3	1.99	0.63
1:B:331:THR:O	1:B:332:HIS:HB2	1.98	0.63
1:A:377:ILE:O	1:A:381:GLY:N	2.29	0.62
1:B:14:LEU:HB2	1:B:18:VAL:HG12	1.78	0.62
1:B:171:LYS:HZ2	1:B:173:SER:HB3	1.61	0.62
1:B:275:THR:HG22	1:B:276:SER:N	2.15	0.62
1:B:163:ARG:O	1:B:166:ASP:HB2	1.99	0.61
1:A:28:ARG:HD3	1:A:54:TRP:CE2	2.36	0.61
1:A:215:TYR:HH	1:A:440:GLY:N	1.99	0.61
1:B:47:ILE:HG23	1:B:55:VAL:CG1	2.30	0.61
1:B:34:VAL:HG12	1:B:37:ASN:HB2	1.81	0.61
1:B:28:ARG:HD2	1:B:54:TRP:CE2	2.36	0.61
1:B:4:VAL:HG22	1:B:34:VAL:HG21	1.83	0.61
1:B:364:ILE:O	1:B:367:GLU:HB2	2.01	0.60
1:A:214:GLY:O	1:A:467:ALA:N	2.34	0.60
1:B:11:LEU:HD12	1:B:73:THR:O	2.00	0.60
1:B:162:TYR:HE1	1:B:163:ARG:HE	1.50	0.60
1:A:205:VAL:HG11	1:A:442:ARG:CZ	2.33	0.59
1:A:399:GLY:O	1:A:400:ILE:HD13	2.02	0.59
1:A:206:ASN:HB3	1:A:285:VAL:CG1	2.33	0.59

*Continued on next page...*

*Continued from previous page...*

Atom-1	Atom-2	Interatomic distance (Å)	Clash overlap (Å)
1:B:91:LEU:HB2	1:B:394:ARG:HE	1.67	0.59
1:A:144:ARG:NH2	1:A:147:ASP:OD1	2.36	0.58
1:A:216:ASP:HA	1:A:281:VAL:O	2.03	0.58
1:B:18:VAL:O	1:B:18:VAL:HG12	2.04	0.58
1:B:364:ILE:CG2	1:B:367:GLU:HG2	2.32	0.58
1:A:288:ARG:O	1:A:288:ARG:HG2	2.02	0.58
1:B:422:LEU:HD12	1:B:423:ALA:N	2.18	0.58
1:B:103:TRP:C	1:B:103:TRP:CD1	2.76	0.58
1:B:191:GLN:HB2	1:B:303:SER:CB	2.32	0.58
1:A:168:THR:HG23	1:A:319:SER:O	2.04	0.58
1:A:189:VAL:HA	1:A:304:TYR:HB3	1.84	0.58
1:B:178:ASN:HD21	1:B:242:LYS:HD3	1.67	0.58
1:B:375:TRP:O	1:B:379:GLN:HG2	2.04	0.57
1:B:130:GLY:HA3	1:B:139:ASP:O	2.05	0.57
1:B:302:ILE:HD13	1:B:302:ILE:H	1.70	0.57
1:A:124:GLY:HA3	1:A:327:ASN:HA	1.87	0.57
1:B:336:ARG:HG3	1:B:336:ARG:HH11	1.70	0.57
1:B:189:VAL:O	1:B:189:VAL:HG12	2.04	0.56
1:A:185:LYS:HD2	1:A:186:HIS:N	2.21	0.56
1:A:135:TYR:CE2	1:B:294:LYS:HD3	2.40	0.56
1:B:368:VAL:HG22	1:B:368:VAL:O	2.04	0.56
1:B:354:SER:O	1:B:358:GLN:HG3	2.06	0.55
1:B:94:PRO:O	1:B:104:ARG:NH1	2.37	0.55
1:A:57:MET:O	1:A:63:GLY:HA2	2.06	0.55
1:B:302:ILE:CD1	1:B:302:ILE:N	2.67	0.55
1:A:48:SER:HA	1:A:72:ASN:OD1	2.07	0.55
1:B:99:VAL:O	1:B:103:TRP:HB2	2.06	0.55
1:A:375:TRP:CZ2	1:A:379:GLN:HG3	2.42	0.55
1:A:304:TYR:HB2	1:A:305:PRO:HD2	1.88	0.55
1:B:223:THR:HG21	1:B:409:GLN:O	2.06	0.55
1:A:43:GLY:O	1:A:59:PRO:HD2	2.06	0.55
1:A:126:ALA:HB2	1:A:323:ARG:CD	2.36	0.54
1:A:206:ASN:HB3	1:A:285:VAL:HG11	1.87	0.54
1:B:193:ASP:CB	1:B:195:GLN:HE22	2.19	0.54
1:A:291:ILE:HG12	1:A:416:ILE:HG22	1.89	0.54
1:B:246:LYS:HD3	1:B:258:GLU:HB3	1.89	0.54
1:A:223:THR:HG22	1:A:224:ALA:H	1.72	0.54
1:B:162:TYR:C	1:B:162:TYR:CD1	2.81	0.54
1:A:253:THR:HB	1:A:300:ALA:CB	2.36	0.54
1:B:221:TYR:CD2	1:B:223:THR:HG23	2.42	0.54
1:B:275:THR:CG2	1:B:276:SER:N	2.71	0.54

*Continued on next page...*

*Continued from previous page...*

Atom-1	Atom-2	Interatomic distance (Å)	Clash overlap (Å)
1:A:162:TYR:CD1	1:A:163:ARG:HG3	2.43	0.54
1:A:307:GLU:HB2	1:A:401:THR:HG22	1.90	0.54
1:A:416:ILE:HG22	1:A:417:GLY:N	2.23	0.54
1:A:57:MET:SD	1:A:66:LYS:HE3	2.48	0.54
1:A:22:LYS:HB3	1:A:79:ASN:ND2	2.22	0.53
1:A:201:VAL:HG12	1:A:202:GLY:N	2.22	0.53
1:A:291:ILE:HG12	1:A:416:ILE:CG2	2.38	0.53
1:B:202:GLY:HA3	1:B:445:ILE:HB	1.90	0.53
1:B:224:ALA:HA	1:B:274:THR:HA	1.91	0.53
1:B:389:LEU:HA	1:B:392:VAL:HG13	1.90	0.53
1:A:47:ILE:HD13	1:A:57:MET:HE3	1.90	0.53
1:B:194:ARG:HG3	1:B:194:ARG:O	2.09	0.53
1:A:253:THR:HB	1:A:300:ALA:HB3	1.90	0.52
1:A:204:ALA:N	1:A:291:ILE:O	2.41	0.52
1:B:66:LYS:HB2	1:B:67:PRO:HD2	1.91	0.52
1:A:217:VAL:CG2	1:A:414:ILE:HD11	2.39	0.52
1:A:219:LEU:HD22	1:A:295:ILE:HD13	1.90	0.52
1:B:220:ARG:HA	1:B:277:LEU:O	2.09	0.52
1:B:336:ARG:HG3	1:B:336:ARG:NH1	2.24	0.52
1:B:200:VAL:HG12	1:B:445:ILE:CD1	2.40	0.52
1:A:321:PHE:HE1	1:A:323:ARG:NH1	2.06	0.52
1:A:451:GLU:HG2	1:A:455:LEU:HD13	1.91	0.52
1:B:6:PRO:HG3	1:B:34:VAL:HG11	1.90	0.52
1:A:195:GLN:NE2	1:A:299:LYS:O	2.35	0.52
1:A:206:ASN:CB	1:A:285:VAL:HG11	2.39	0.52
1:B:200:VAL:CG1	1:B:445:ILE:HD11	2.39	0.52
1:A:98:GLU:OE1	1:A:238:LYS:NZ	2.42	0.52
1:B:351:LYS:CD	1:B:357:TYR:CE2	2.80	0.52
1:A:231:ASN:O	1:A:232:THR:C	2.48	0.51
1:A:206:ASN:O	1:A:422:LEU:HD22	2.10	0.51
1:B:206:ASN:ND2	1:B:287:ALA:HA	2.25	0.51
1:B:35:LYS:HZ2	1:B:65:ILE:HD12	1.74	0.51
1:B:285:VAL:HG12	1:B:441:LEU:HD11	1.92	0.51
1:A:365:PRO:O	1:A:368:VAL:HG22	2.11	0.51
1:B:357:TYR:CE1	1:B:361:LYS:NZ	2.79	0.51
1:A:217:VAL:HG23	1:A:414:ILE:HD11	1.93	0.51
1:A:126:ALA:HB2	1:A:323:ARG:HD3	1.93	0.51
1:A:239:VAL:HG23	1:A:240:THR:N	2.25	0.50
1:A:284:THR:O	1:A:286:PRO:HD3	2.11	0.50
1:B:220:ARG:HG2	1:B:461:SER:OG	2.11	0.50
1:B:287:ALA:O	1:B:288:ARG:C	2.49	0.50

*Continued on next page...*

*Continued from previous page...*

Atom-1	Atom-2	Interatomic distance (Å)	Clash overlap (Å)
1:A:203:TRP:HB2	1:A:444:GLU:HG3	1.93	0.50
1:B:236:SER:HB2	1:B:266:ALA:HB2	1.93	0.50
1:B:136:VAL:HG23	1:B:137:GLY:N	2.26	0.50
1:B:114:LYS:NZ	1:B:138:GLU:OE2	2.44	0.50
1:B:200:VAL:HG11	1:B:445:ILE:HD11	1.94	0.50
1:A:101:VAL:HG21	1:A:235:LEU:CD2	2.41	0.50
1:A:54:TRP:CZ3	1:A:67:PRO:CD	2.95	0.50
1:B:66:LYS:HB2	1:B:67:PRO:CD	2.41	0.50
1:B:171:LYS:HZ1	1:B:173:SER:HB3	1.77	0.50
1:A:378:GLN:HG2	1:A:379:GLN:N	2.27	0.49
1:B:321:PHE:CE1	1:B:336:ARG:HD3	2.47	0.49
1:B:6:PRO:HG3	1:B:34:VAL:HG13	1.94	0.49
1:A:206:ASN:HD21	1:A:287:ALA:HA	1.76	0.49
1:A:323:ARG:NE	1:A:323:ARG:CA	2.73	0.49
1:A:127:TRP:CE2	1:A:164:CYS:HA	2.47	0.49
1:A:321:PHE:CE1	1:A:323:ARG:NH1	2.80	0.49
1:B:4:VAL:HG11	1:B:30:GLU:HB3	1.92	0.49
1:A:193:ASP:O	1:A:300:ALA:HA	2.13	0.49
1:A:303:SER:HB2	1:A:405:SER:CB	2.43	0.49
1:A:227:TRP:CE2	1:A:257:ILE:HG23	2.48	0.49
1:A:239:VAL:HG11	1:A:400:ILE:HG13	1.94	0.49
1:B:72:ASN:ND2	1:B:72:ASN:C	2.66	0.49
1:A:225:THR:HG23	1:A:408:SER:CB	2.38	0.48
1:A:54:TRP:HZ3	1:A:67:PRO:HD3	1.76	0.48
1:A:229:LYS:NZ	1:A:268:GLN:O	2.41	0.48
1:B:191:GLN:N	1:B:303:SER:HB2	2.24	0.48
1:B:383:SER:O	1:B:384:THR:C	2.51	0.48
1:A:203:TRP:CE3	1:A:290:LYS:HD3	2.49	0.48
1:A:211:PRO:HB3	1:A:286:PRO:HA	1.96	0.48
1:A:215:TYR:O	1:A:282:ARG:HA	2.13	0.48
1:B:127:TRP:NE1	1:B:164:CYS:HA	2.29	0.48
1:A:378:GLN:CG	1:A:379:GLN:N	2.77	0.47
1:B:128:VAL:HG23	2:B:479:HOH:O	2.13	0.47
1:A:304:TYR:HB2	1:A:305:PRO:CD	2.44	0.47
1:B:388:ASN:O	1:B:392:VAL:HG12	2.14	0.47
1:B:91:LEU:HD23	1:B:396:VAL:CG2	2.41	0.47
1:A:106:VAL:HG13	1:A:151:ILE:HD11	1.96	0.47
1:B:142:VAL:O	1:B:142:VAL:HG22	2.14	0.47
1:A:323:ARG:NH2	1:A:336:ARG:HH11	2.12	0.47
1:A:44:GLN:CB	1:B:7:ASP:HB2	2.45	0.47
1:B:205:VAL:HG22	1:B:290:LYS:HB3	1.97	0.47

*Continued on next page...*



*Continued from previous page...*

Atom-1	Atom-2	Interatomic distance (Å)	Clash overlap (Å)
1:B:200:VAL:HG12	1:B:445:ILE:HD12	1.97	0.47
1:A:111:ASN:HD21	1:B:252:GLU:CG	2.25	0.47
1:A:234:GLY:O	1:A:235:LEU:C	2.52	0.47
1:A:162:TYR:CE1	1:A:163:ARG:CG	2.95	0.47
1:B:273:THR:O	1:B:273:THR:OG1	2.26	0.47
1:B:322:LEU:CB	1:B:327:ASN:HD22	2.25	0.47
1:B:44:GLN:HA	1:B:59:PRO:HD2	1.97	0.47
1:A:217:VAL:HG22	1:A:281:VAL:HB	1.96	0.47
1:B:193:ASP:OD1	1:B:195:GLN:NE2	2.46	0.47
1:B:368:VAL:CG2	1:B:368:VAL:O	2.63	0.47
1:B:420:VAL:CG1	1:B:421:PRO:HD2	2.43	0.47
1:A:316:LEU:O	1:A:342:THR:HA	2.15	0.47
1:A:415:GLU:OE1	1:B:114:LYS:CE	2.63	0.47
1:B:209:ASP:OD1	1:B:209:ASP:N	2.47	0.47
1:B:9:LEU:CD1	1:B:38:ILE:HG12	2.45	0.47
1:B:451:GLU:O	1:B:455:LEU:HD13	2.15	0.47
1:B:193:ASP:HB2	1:B:195:GLN:HE22	1.80	0.46
1:A:107:HIS:CD2	2:A:477:HOH:O	2.68	0.46
1:B:191:GLN:HB2	1:B:303:SER:OG	2.15	0.46
1:B:178:ASN:ND2	1:B:242:LYS:HG2	2.30	0.46
1:B:163:ARG:O	1:B:166:ASP:N	2.46	0.46
1:B:301:ASP:C	1:B:301:ASP:OD1	2.52	0.46
1:A:140:MET:HA	1:A:153:GLY:HA2	1.96	0.46
1:A:295:ILE:HG12	1:A:414:ILE:HB	1.96	0.46
1:B:37:ASN:O	1:B:41:MET:HG3	2.16	0.46
1:B:297:LEU:HD22	1:B:457:PHE:CE2	2.50	0.46
1:A:44:GLN:HB3	1:B:7:ASP:HB2	1.97	0.46
1:B:341:HIS:CD2	1:B:371:TRP:HE1	2.34	0.46
1:A:229:LYS:HE3	1:A:268:GLN:O	2.15	0.45
1:A:292:PRO:HG2	1:A:417:GLY:HA3	1.98	0.45
1:B:299:LYS:HG3	1:B:409:GLN:HG3	1.98	0.45
1:A:469:ASN:ND2	1:A:470:GLN:HE22	2.15	0.45
1:B:57:MET:HE2	1:B:61:TYR:HB3	1.97	0.45
1:B:122:TYR:HE2	2:B:475:HOH:O	1.99	0.45
1:B:98:GLU:CD	1:B:238:LYS:HD3	2.37	0.45
1:A:324:TRP:O	1:A:325:GLY:C	2.55	0.45
1:A:399:GLY:C	1:A:400:ILE:HD13	2.36	0.45
1:A:28:ARG:HD3	1:A:54:TRP:CZ2	2.50	0.45
1:A:314:TYR:CD1	1:A:314:TYR:N	2.85	0.45
1:A:414:ILE:HG21	1:A:414:ILE:HD13	1.57	0.45
1:B:192:SER:O	1:B:193:ASP:HB3	2.17	0.45

*Continued on next page...*

*Continued from previous page...*

Atom-1	Atom-2	Interatomic distance (Å)	Clash overlap (Å)
1:B:281:VAL:HG13	1:B:283:PRO:HD3	1.99	0.45
1:B:349:LYS:HB2	1:B:349:LYS:HE2	1.70	0.45
1:B:48:SER:CA	1:B:72:ASN:HD21	2.30	0.45
1:A:57:MET:HG3	1:A:64:GLU:HG3	1.97	0.45
1:B:99:VAL:O	1:B:103:TRP:CB	2.64	0.45
1:A:225:THR:O	1:A:272:SER:HA	2.16	0.45
1:B:409:GLN:HE21	1:B:409:GLN:HB2	1.29	0.45
1:A:24:ARG:O	1:A:24:ARG:HG3	2.15	0.45
1:A:362:ARG:HD2	1:A:362:ARG:HH11	1.39	0.45
1:A:47:ILE:HG22	1:A:55:VAL:HG13	1.99	0.44
1:B:281:VAL:HG22	1:B:282:ARG:N	2.31	0.44
1:B:350:ASP:OD1	1:B:350:ASP:C	2.55	0.44
1:B:373:TRP:O	1:B:377:ILE:HG13	2.17	0.44
1:B:246:LYS:CE	1:B:258:GLU:HB3	2.47	0.44
1:B:291:ILE:HD13	1:B:291:ILE:HG21	1.71	0.44
1:B:298:TYR:O	1:B:409:GLN:HA	2.18	0.44
1:B:322:LEU:HD22	1:B:339:TRP:HB2	1.98	0.44
1:A:192:SER:O	1:A:193:ASP:HB3	2.17	0.44
1:A:220:ARG:HG3	1:A:278:SER:OG	2.18	0.44
1:B:416:ILE:H	1:B:416:ILE:HG12	1.46	0.44
1:A:458:ASN:O	1:A:459:ASN:HB2	2.18	0.44
1:A:126:ALA:HB2	1:A:323:ARG:HD2	2.00	0.44
1:B:104:ARG:HD2	1:B:104:ARG:HH11	1.55	0.44
1:B:178:ASN:ND2	1:B:242:LYS:CD	2.76	0.44
1:B:242:LYS:HD2	1:B:242:LYS:HA	1.58	0.44
1:B:131:ASN:HD22	1:B:159:CYS:HB3	1.83	0.43
1:A:191:GLN:O	1:A:302:ILE:HA	2.18	0.43
1:B:394:ARG:HH11	1:B:394:ARG:HD2	1.44	0.43
1:A:228:SER:HA	1:A:269:ASN:O	2.18	0.43
1:A:415:GLU:OE1	1:B:114:LYS:NZ	2.50	0.43
1:B:193:ASP:HB2	1:B:195:GLN:NE2	2.33	0.43
1:A:101:VAL:HG21	1:A:235:LEU:HD21	1.99	0.43
1:A:216:ASP:OD1	1:A:282:ARG:HB2	2.18	0.43
1:B:321:PHE:HA	1:B:338:ASN:HA	2.00	0.43
1:B:220:ARG:CG	1:B:461:SER:OG	2.66	0.43
1:A:129:GLY:O	1:A:153:GLY:HA3	2.18	0.43
1:B:189:VAL:HA	1:B:304:TYR:HB3	2.01	0.43
1:B:35:LYS:HG3	1:B:35:LYS:HZ2	1.71	0.43
1:B:72:ASN:O	1:B:72:ASN:ND2	2.52	0.43
1:A:323:ARG:HH22	1:A:336:ARG:HH11	1.66	0.43
1:B:193:ASP:C	1:B:193:ASP:OD1	2.57	0.43

*Continued on next page...*

*Continued from previous page...*

Atom-1	Atom-2	Interatomic distance (Å)	Clash overlap (Å)
1:B:330:TYR:O	1:B:332:HIS:HD2	2.02	0.43
1:B:96:GLY:HA2	1:B:233:TYR:CG	2.54	0.43
1:A:341:HIS:CD2	1:A:371:TRP:HE1	2.37	0.43
1:A:303:SER:HB2	1:A:405:SER:HB3	2.00	0.43
1:A:206:ASN:ND2	1:A:287:ALA:HA	2.33	0.42
1:A:324:TRP:HD1	1:A:334:ASP:HB2	1.84	0.42
1:A:287:ALA:O	1:A:288:ARG:C	2.57	0.42
1:B:346:GLY:HA3	1:B:347:PRO:HD2	1.84	0.42
1:B:389:LEU:O	1:B:393:LEU:HB2	2.19	0.42
1:A:396:VAL:HG13	2:A:484:HOH:O	2.19	0.42
1:B:34:VAL:O	1:B:34:VAL:HG12	2.20	0.42
1:B:442:ARG:CZ	1:B:444:GLU:OE2	2.68	0.42
1:B:452:LEU:HD13	1:B:460:VAL:HG11	2.02	0.42
1:A:103:TRP:HE3	1:A:149:TRP:CH2	2.37	0.42
1:A:416:ILE:HG22	1:A:417:GLY:H	1.82	0.42
1:A:7:ASP:O	1:A:10:ARG:NH2	2.52	0.42
1:A:206:ASN:CB	1:A:285:VAL:CG1	2.97	0.42
1:A:113:ILE:HG23	1:A:151:ILE:HG21	2.02	0.42
1:A:62:ASN:HD22	1:A:62:ASN:HA	1.67	0.42
1:B:194:ARG:HA	1:B:299:LYS:O	2.20	0.42
1:B:352:ALA:HB2	1:B:370:TRP:NE1	2.35	0.42
1:A:163:ARG:NE	1:A:166:ASP:OD2	2.48	0.42
1:A:184:PHE:CG	1:A:248:PRO:HG3	2.54	0.42
1:B:12:PHE:CE1	1:B:20:GLY:HA3	2.54	0.42
1:B:47:ILE:CG2	1:B:55:VAL:HG13	2.48	0.42
1:A:232:THR:CG2	1:A:233:TYR:CE2	3.03	0.42
1:B:163:ARG:HG2	1:B:166:ASP:HB2	2.00	0.42
1:A:162:TYR:CE1	1:A:163:ARG:HD3	2.55	0.41
1:A:223:THR:HG22	1:A:224:ALA:N	2.35	0.41
1:A:323:ARG:CZ	1:A:336:ARG:HD3	2.50	0.41
1:A:375:TRP:CE2	1:A:379:GLN:HG3	2.54	0.41
1:A:119:LEU:HD13	1:A:389:LEU:CD2	2.50	0.41
1:B:253:THR:H	1:B:253:THR:HG22	1.48	0.41
1:B:354:SER:CB	1:B:357:TYR:HB3	2.48	0.41
1:A:162:TYR:CE1	1:A:163:ARG:CD	3.03	0.41
1:A:420:VAL:HB	1:A:421:PRO:HD2	2.01	0.41
1:B:364:ILE:CG2	1:B:367:GLU:CG	2.97	0.41
1:A:284:THR:HG22	1:A:284:THR:O	2.19	0.41
1:B:103:TRP:O	1:B:103:TRP:CD1	2.74	0.41
1:B:216:ASP:OD1	1:B:282:ARG:NH1	2.52	0.41
1:B:330:TYR:O	1:B:332:HIS:CD2	2.74	0.41

*Continued on next page...*

*Continued from previous page...*

Atom-1	Atom-2	Interatomic distance (Å)	Clash overlap (Å)
1:A:205:VAL:N	1:A:442:ARG:O	2.46	0.41
1:A:38:ILE:HG23	1:A:74:TRP:CE2	2.56	0.41
1:A:46:GLN:O	1:A:58:GLY:N	2.48	0.41
1:B:322:LEU:CG	1:B:327:ASN:HD22	2.33	0.41
1:A:244:LYS:HB2	1:A:259:ILE:O	2.20	0.41
1:A:407:GLU:HG2	1:A:408:SER:N	2.36	0.41
1:A:206:ASN:HB3	1:A:285:VAL:HG12	2.01	0.41
1:B:162:TYR:CD1	1:B:163:ARG:CB	3.02	0.41
1:B:178:ASN:OD1	1:B:242:LYS:HG2	2.20	0.41
1:B:57:MET:O	1:B:63:GLY:HA2	2.19	0.41
1:A:232:THR:HG21	1:A:233:TYR:CE2	2.56	0.41
1:B:144:ARG:HG3	1:B:145:ASP:H	1.85	0.41
1:B:448:ASP:OD1	1:B:448:ASP:C	2.59	0.41
1:A:111:ASN:ND2	1:B:252:GLU:OE2	2.54	0.41
1:B:178:ASN:HD21	1:B:242:LYS:N	2.19	0.41
1:B:246:LYS:CD	1:B:258:GLU:HB3	2.49	0.41
1:B:208:SER:O	1:B:288:ARG:HG2	2.21	0.41
1:B:286:PRO:O	1:B:289:SER:HB2	2.21	0.41
1:B:362:ARG:HH11	1:B:362:ARG:HD2	1.54	0.41
1:A:364:ILE:O	1:A:364:ILE:HG22	2.21	0.41
1:B:307:GLU:CG	1:B:307:GLU:O	2.68	0.41
1:B:178:ASN:CG	1:B:242:LYS:HG2	2.41	0.41
1:B:319:SER:HB3	1:B:340:ASN:OD1	2.21	0.41
1:B:47:ILE:CG2	1:B:55:VAL:CG1	2.98	0.41
1:A:368:VAL:H	1:A:368:VAL:HG22	1.55	0.40
1:B:237:GLU:HG2	1:B:266:ALA:CB	2.51	0.40
1:B:364:ILE:HA	1:B:365:PRO:HD2	1.73	0.40
1:A:107:HIS:HD2	2:A:477:HOH:O	2.02	0.40
1:A:183:SER:O	1:A:184:PHE:C	2.60	0.40
1:A:229:LYS:CE	1:A:268:GLN:O	2.69	0.40
1:B:194:ARG:CG	1:B:194:ARG:O	2.69	0.40
1:B:246:LYS:HD3	1:B:246:LYS:HA	1.87	0.40
1:B:307:GLU:HG2	1:B:307:GLU:O	2.21	0.40
1:B:208:SER:OG	1:B:210:THR:O	2.37	0.40
1:B:22:LYS:HD3	1:B:22:LYS:HA	1.24	0.40
1:B:279:GLN:HB2	1:B:279:GLN:HE21	1.57	0.40
1:B:301:ASP:OD1	1:B:301:ASP:O	2.40	0.40
1:A:198:LYS:CG	1:A:199:THR:N	2.84	0.40
1:A:76:TYR:CG	1:A:77:PRO:HD2	2.55	0.40
1:B:448:ASP:O	1:B:449:ALA:C	2.58	0.40
1:B:114:LYS:N	1:B:115:PRO:HD2	2.36	0.40

*Continued on next page...*

Continued from previous page...

Atom-1	Atom-2	Interatomic distance (Å)	Clash overlap (Å)
1:B:200:VAL:CG1	1:B:445:ILE:CD1	2.98	0.40
1:B:361:LYS:HA	1:B:361:LYS:HD3	1.80	0.40

There are no symmetry-related clashes.

## 5.3 Torsion angles [i](#)

### 5.3.1 Protein backbone [i](#)

In the following table, the Percentiles column shows the percent Ramachandran outliers of the chain as a percentile score with respect to all X-ray entries followed by that with respect to entries of similar resolution.

The Analysed column shows the number of residues for which the backbone conformation was analysed, and the total number of residues.

Mol	Chain	Analysed	Favoured	Allowed	Outliers	Percentiles	
1	A	443/470 (94%)	401 (90%)	39 (9%)	3 (1%)	22	53
1	B	447/470 (95%)	404 (90%)	35 (8%)	8 (2%)	8	28
All	All	890/940 (95%)	805 (90%)	74 (8%)	11 (1%)	13	39

All (11) Ramachandran outliers are listed below:

Mol	Chain	Res	Type
1	A	86	PRO
1	B	190	THR
1	B	362	ARG
1	A	236	SER
1	B	58	GLY
1	B	193	ASP
1	A	58	GLY
1	B	236	SER
1	B	244	LYS
1	B	189	VAL
1	B	326	GLY

### 5.3.2 Protein sidechains [i](#)

In the following table, the Percentiles column shows the percent sidechain outliers of the chain as a percentile score with respect to all X-ray entries followed by that with respect to entries of similar resolution.

The Analysed column shows the number of residues for which the sidechain conformation was analysed, and the total number of residues.

Mol	Chain	Analysed	Rotameric	Outliers	Percentiles	
1	A	378/392 (96%)	333 (88%)	45 (12%)	5	16
1	B	379/392 (97%)	325 (86%)	54 (14%)	3	10
All	All	757/784 (97%)	658 (87%)	99 (13%)	4	12

All (99) residues with a non-rotameric sidechain are listed below:

Mol	Chain	Res	Type
1	A	10	ARG
1	A	41	MET
1	A	47	ILE
1	A	55	VAL
1	A	62	ASN
1	A	66	LYS
1	A	78	THR
1	A	144	ARG
1	A	150	VAL
1	A	162	TYR
1	A	172	VAL
1	A	179	LEU
1	A	195	GLN
1	A	200	VAL
1	A	223	THR
1	A	225	THR
1	A	239	VAL
1	A	241	THR
1	A	253	THR
1	A	255	LEU
1	A	264	SER
1	A	272	SER
1	A	273	THR
1	A	275	THR
1	A	282	ARG
1	A	290	LYS
1	A	301	ASP

*Continued on next page...*

*Continued from previous page...*

<b>Mol</b>	<b>Chain</b>	<b>Res</b>	<b>Type</b>
1	A	307	GLU
1	A	312	VAL
1	A	323	ARG
1	A	327	ASN
1	A	342	THR
1	A	349	LYS
1	A	365	PRO
1	A	378	GLN
1	A	394	ARG
1	A	396	VAL
1	A	408	SER
1	A	409	GLN
1	A	414	ILE
1	A	444	GLU
1	A	450	GLN
1	A	463	SER
1	A	464	VAL
1	A	470	GLN
1	B	2	GLU
1	B	10	ARG
1	B	18	VAL
1	B	21	ASP
1	B	22	LYS
1	B	24	ARG
1	B	35	LYS
1	B	36	SER
1	B	55	VAL
1	B	62	ASN
1	B	66	LYS
1	B	71	SER
1	B	72	ASN
1	B	78	THR
1	B	87	THR
1	B	89	SER
1	B	123	LEU
1	B	128	VAL
1	B	140	MET
1	B	142	VAL
1	B	143	THR
1	B	150	VAL
1	B	163	ARG
1	B	172	VAL

*Continued on next page...*

*Continued from previous page...*

<b>Mol</b>	<b>Chain</b>	<b>Res</b>	<b>Type</b>
1	B	182	ASP
1	B	195	GLN
1	B	199	THR
1	B	209	ASP
1	B	212	GLN
1	B	220	ARG
1	B	222	ASP
1	B	225	THR
1	B	236	SER
1	B	241	THR
1	B	243	ASN
1	B	253	THR
1	B	273	THR
1	B	282	ARG
1	B	288	ARG
1	B	302	ILE
1	B	307	GLU
1	B	322	LEU
1	B	327	ASN
1	B	342	THR
1	B	353	SER
1	B	362	ARG
1	B	368	VAL
1	B	383	SER
1	B	392	VAL
1	B	409	GLN
1	B	413	ASN
1	B	416	ILE
1	B	441	LEU
1	B	445	ILE

Some sidechains can be flipped to improve hydrogen bonding and reduce clashes. All (29) such sidechains are listed below:

<b>Mol</b>	<b>Chain</b>	<b>Res</b>	<b>Type</b>
1	A	16	GLN
1	A	32	GLN
1	A	62	ASN
1	A	79	ASN
1	A	111	ASN
1	A	132	HIS
1	A	341	HIS
1	A	374	ASN

*Continued on next page...*



*Continued from previous page...*

Mol	Chain	Res	Type
1	A	378	GLN
1	A	386	GLN
1	A	450	GLN
1	A	470	GLN
1	B	32	GLN
1	B	62	ASN
1	B	72	ASN
1	B	178	ASN
1	B	195	GLN
1	B	206	ASN
1	B	212	GLN
1	B	231	ASN
1	B	279	GLN
1	B	327	ASN
1	B	332	HIS
1	B	341	HIS
1	B	374	ASN
1	B	379	GLN
1	B	387	ASN
1	B	388	ASN
1	B	409	GLN

### 5.3.3 RNA [i](#)

There are no RNA molecules in this entry.

### 5.4 Non-standard residues in protein, DNA, RNA chains [i](#)

There are no non-standard protein/DNA/RNA residues in this entry.

### 5.5 Carbohydrates [i](#)

There are no carbohydrates in this entry.

### 5.6 Ligand geometry [i](#)

There are no ligands in this entry.

## 5.7 Other polymers [i](#)

There are no such residues in this entry.

## 5.8 Polymer linkage issues [i](#)

There are no chain breaks in this entry.

## 6 Fit of model and data

### 6.1 Protein, DNA and RNA chains

EDS was not executed - this section is therefore empty.

### 6.2 Non-standard residues in protein, DNA, RNA chains

EDS was not executed - this section is therefore empty.

### 6.3 Carbohydrates

EDS was not executed - this section is therefore empty.

### 6.4 Ligands

EDS was not executed - this section is therefore empty.

### 6.5 Other polymers

EDS was not executed - this section is therefore empty.