



Full wwPDB X-ray Structure Validation Report ⓘ

Jun 12, 2024 – 02:18 PM EDT

PDB ID : 1HI8
Title : RNA dependent RNA polymerase from dsRNA bacteriophage phi6
Authors : Grimes, J.M.; Butcher, S.J.; Makeyev, E.V.; Bamford, D.H.; Stuart, D.I.
Deposited on : 2001-01-03
Resolution : 2.50 Å(reported)

This is a Full wwPDB X-ray Structure Validation Report for a publicly released PDB entry.

We welcome your comments at validation@mail.wwpdb.org

A user guide is available at

<https://www.wwpdb.org/validation/2017/XrayValidationReportHelp>

with specific help available everywhere you see the ⓘ symbol.

The types of validation reports are described at

<http://www.wwpdb.org/validation/2017/FAQs#types>.

The following versions of software and data (see [references ⓘ](#)) were used in the production of this report:

MolProbity : 4.02b-467
Mogul : 1.8.5 (274361), CSD as541be (2020)
Xtriage (Phenix) : 1.13
EDS : 2.36.2
Percentile statistics : 20191225.v01 (using entries in the PDB archive December 25th 2019)
Refmac : 5.8.0158
CCP4 : 7.0.044 (Gargrove)
Ideal geometry (proteins) : Engh & Huber (2001)
Ideal geometry (DNA, RNA) : Parkinson et al. (1996)
Validation Pipeline (wwPDB-VP) : 2.36.2

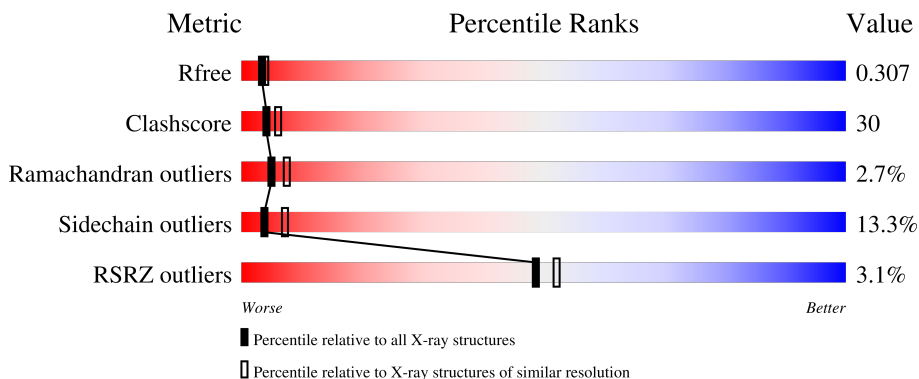
1 Overall quality at a glance

The following experimental techniques were used to determine the structure:

X-RAY DIFFRACTION

The reported resolution of this entry is 2.50 Å.

Percentile scores (ranging between 0-100) for global validation metrics of the entry are shown in the following graphic. The table shows the number of entries on which the scores are based.



Metric	Whole archive (#Entries)	Similar resolution (#Entries, resolution range(Å))
R_{free}	130704	4661 (2.50-2.50)
Clashscore	141614	5346 (2.50-2.50)
Ramachandran outliers	138981	5231 (2.50-2.50)
Sidechain outliers	138945	5233 (2.50-2.50)
RSRZ outliers	127900	4559 (2.50-2.50)

The table below summarises the geometric issues observed across the polymeric chains and their fit to the electron density. The red, orange, yellow and green segments of the lower bar indicate the fraction of residues that contain outliers for ≥ 3 , 2, 1 and 0 types of geometric quality criteria respectively. A grey segment represents the fraction of residues that are not modelled. The numeric value for each fraction is indicated below the corresponding segment, with a dot representing fractions $\leq 5\%$. The upper red bar (where present) indicates the fraction of residues that have poor fit to the electron density. The numeric value is given above the bar.

Mol	Chain	Length	Quality of chain
1	A	664	 2% (Poor fit), 53% (0 outliers), 38% (1 outlier), 9% (2 outliers)
1	B	664	 4% (Poor fit), 52% (0 outliers), 39% (1 outlier), 9% (2 outliers)

2 Entry composition i

There are 2 unique types of molecules in this entry. The entry contains 10532 atoms, of which 0 are hydrogens and 0 are deuteriums.

In the tables below, the ZeroOcc column contains the number of atoms modelled with zero occupancy, the AltConf column contains the number of residues with at least one atom in alternate conformation and the Trace column contains the number of residues modelled with at most 2 atoms.

- Molecule 1 is a protein called P2 PROTEIN.

Mol	Chain	Residues	Atoms						ZeroOcc	AltConf	Trace
			Total	C	N	O	S	Se			
1	A	664	5265	3342	914	977	7	25	0	0	0
1	B	664	5265	3342	914	977	7	25	0	0	0

There are 50 discrepancies between the modelled and reference sequences:

Chain	Residue	Modelled	Actual	Comment	Reference
A	16	MSE	MET	modified residue	UNP P11124
A	87	MSE	MET	modified residue	UNP P11124
A	90	MSE	MET	modified residue	UNP P11124
A	95	MSE	MET	modified residue	UNP P11124
A	134	MSE	MET	modified residue	UNP P11124
A	160	MSE	MET	modified residue	UNP P11124
A	181	MSE	MET	modified residue	UNP P11124
A	195	MSE	MET	modified residue	UNP P11124
A	226	MSE	MET	modified residue	UNP P11124
A	273	MSE	MET	modified residue	UNP P11124
A	284	MSE	MET	modified residue	UNP P11124
A	347	MSE	MET	modified residue	UNP P11124
A	401	MSE	MET	modified residue	UNP P11124
A	406	MSE	MET	modified residue	UNP P11124
A	413	MSE	MET	modified residue	UNP P11124
A	429	MSE	MET	modified residue	UNP P11124
A	456	MSE	ILE	SEE REMARK 999	UNP P11124
A	474	MSE	MET	modified residue	UNP P11124
A	486	MSE	MET	modified residue	UNP P11124
A	521	MSE	MET	modified residue	UNP P11124
A	554	MSE	MET	modified residue	UNP P11124
A	590	MSE	MET	modified residue	UNP P11124
A	605	MSE	MET	modified residue	UNP P11124
A	646	MSE	MET	modified residue	UNP P11124
A	662	MSE	MET	modified residue	UNP P11124

Continued on next page...

Continued from previous page...

Chain	Residue	Modelled	Actual	Comment	Reference
B	16	MSE	MET	modified residue	UNP P11124
B	87	MSE	MET	modified residue	UNP P11124
B	90	MSE	MET	modified residue	UNP P11124
B	95	MSE	MET	modified residue	UNP P11124
B	134	MSE	MET	modified residue	UNP P11124
B	160	MSE	MET	modified residue	UNP P11124
B	181	MSE	MET	modified residue	UNP P11124
B	195	MSE	MET	modified residue	UNP P11124
B	226	MSE	MET	modified residue	UNP P11124
B	273	MSE	MET	modified residue	UNP P11124
B	284	MSE	MET	modified residue	UNP P11124
B	347	MSE	MET	modified residue	UNP P11124
B	401	MSE	MET	modified residue	UNP P11124
B	406	MSE	MET	modified residue	UNP P11124
B	413	MSE	MET	modified residue	UNP P11124
B	429	MSE	MET	modified residue	UNP P11124
B	456	MSE	ILE	SEE REMARK 999	UNP P11124
B	474	MSE	MET	modified residue	UNP P11124
B	486	MSE	MET	modified residue	UNP P11124
B	521	MSE	MET	modified residue	UNP P11124
B	554	MSE	MET	modified residue	UNP P11124
B	590	MSE	MET	modified residue	UNP P11124
B	605	MSE	MET	modified residue	UNP P11124
B	646	MSE	MET	modified residue	UNP P11124
B	662	MSE	MET	modified residue	UNP P11124


- Molecule 2 is MAGNESIUM ION (three-letter code: MG) (formula: Mg).

Mol	Chain	Residues	Atoms	ZeroOcc	AltConf
2	A	1	Total Mg 1 1	0	0
2	B	1	Total Mg 1 1	0	0

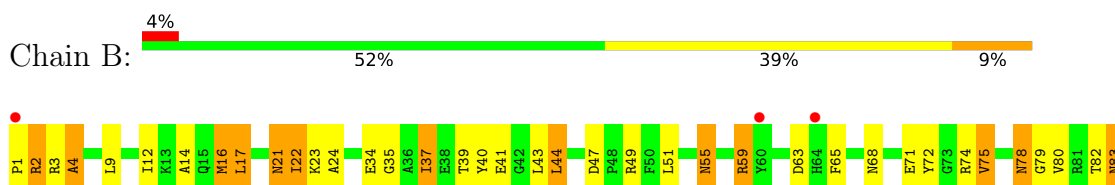
3 Residue-property plots

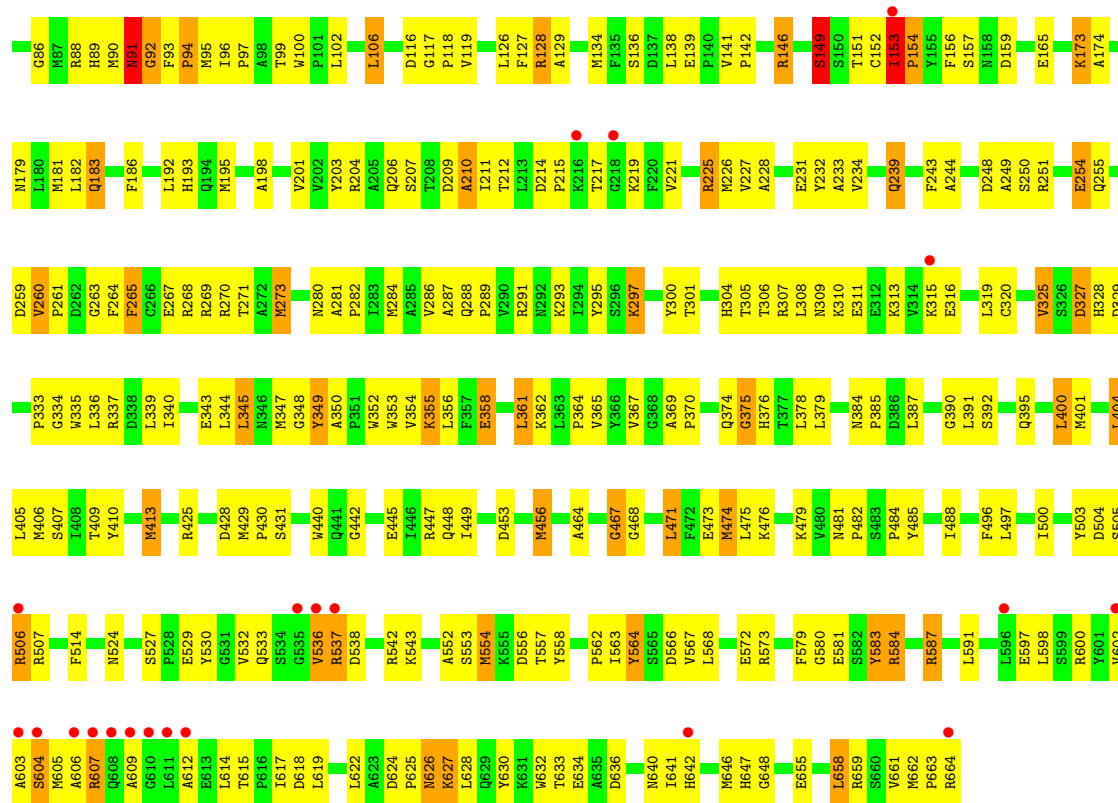
These plots are drawn for all protein, RNA, DNA and oligosaccharide chains in the entry. The first graphic for a chain summarises the proportions of the various outlier classes displayed in the second graphic. The second graphic shows the sequence view annotated by issues in geometry and electron density. Residues are color-coded according to the number of geometric quality criteria for which they contain at least one outlier: green = 0, yellow = 1, orange = 2 and red = 3 or more. A red dot above a residue indicates a poor fit to the electron density ($RSRZ > 2$). Stretches of 2 or more consecutive residues without any outlier are shown as a green connector. Residues present in the sample, but not in the model, are shown in grey.

• Molecule 1: P2 PROTEIN



• Molecule 1: P2 PROTEIN





4 Data and refinement statistics i

Property	Value	Source
Space group	P 32	Depositor
Cell constants a, b, c, α , β , γ	110.00Å 110.00Å 159.30Å 90.00° 90.00° 120.00°	Depositor
Resolution (Å)	50.00 – 2.50 47.63 – 2.50	Depositor EDS
% Data completeness (in resolution range)	88.0 (50.00-2.50) 88.2 (47.63-2.50)	Depositor EDS
R_{merge}	0.09	Depositor
R_{sym}	(Not available)	Depositor
$\langle I/\sigma(I) \rangle$ ¹	2.18 (at 2.51Å)	Xtriage
Refinement program	CNS 1.0	Depositor
R, R_{free}	0.280 , 0.316 0.275 , 0.307	Depositor DCC
R_{free} test set	3339 reflections (5.07%)	wwPDB-VP
Wilson B-factor (Å ²)	41.2	Xtriage
Anisotropy	0.643	Xtriage
Bulk solvent k_{sol} (e/Å ³), B_{sol} (Å ²)	0.33 , 52.0	EDS
L-test for twinning ²	$\langle L \rangle = 0.49$, $\langle L^2 \rangle = 0.33$	Xtriage
Estimated twinning fraction	0.006 for -h,-k,l 0.029 for h,-h-k,-l 0.016 for -k,-h,-l	Xtriage
F_o, F_c correlation	0.89	EDS
Total number of atoms	10532	wwPDB-VP
Average B, all atoms (Å ²)	44.0	wwPDB-VP

Xtriage's analysis on translational NCS is as follows: *The largest off-origin peak in the Patterson function is 2.94% of the height of the origin peak. No significant pseudotranslation is detected.*

¹Intensities estimated from amplitudes.

²Theoretical values of $\langle |L| \rangle$, $\langle L^2 \rangle$ for acentric reflections are 0.5, 0.333 respectively for untwinned datasets, and 0.375, 0.2 for perfectly twinned datasets.

5 Model quality i

5.1 Standard geometry i

Bond lengths and bond angles in the following residue types are not validated in this section: MG

The Z score for a bond length (or angle) is the number of standard deviations the observed value is removed from the expected value. A bond length (or angle) with $|Z| > 5$ is considered an outlier worth inspection. RMSZ is the root-mean-square of all Z scores of the bond lengths (or angles).

Mol	Chain	Bond lengths		Bond angles	
		RMSZ	# Z >5	RMSZ	# Z >5
1	A	0.74	0/5371	0.96	14/7222 (0.2%)
1	B	0.74	0/5371	0.96	14/7222 (0.2%)
All	All	0.74	0/10742	0.96	28/14444 (0.2%)

There are no bond length outliers.

All (28) bond angle outliers are listed below:

Mol	Chain	Res	Type	Atoms	Z	Observed(°)	Ideal(°)
1	B	376	HIS	N-CA-C	-8.18	88.93	111.00
1	A	376	HIS	N-CA-C	-8.17	88.93	111.00
1	B	467	GLY	N-CA-C	-7.80	93.61	113.10
1	A	467	GLY	N-CA-C	-7.79	93.64	113.10
1	A	626	ASN	N-CA-C	-6.95	92.23	111.00
1	B	626	ASN	N-CA-C	-6.95	92.23	111.00
1	B	468	GLY	N-CA-C	-6.52	96.80	113.10
1	A	468	GLY	N-CA-C	-6.52	96.80	113.10
1	B	149	SER	N-CA-C	6.10	127.47	111.00
1	A	149	SER	N-CA-C	6.08	127.43	111.00
1	B	59	ARG	NE-CZ-NH1	-6.02	117.29	120.30
1	A	59	ARG	NE-CZ-NH1	-5.92	117.34	120.30
1	B	153	ILE	N-CA-C	5.78	126.60	111.00
1	A	153	ILE	N-CA-C	5.77	126.59	111.00
1	A	333	PRO	N-CA-C	5.56	126.56	112.10
1	B	333	PRO	N-CA-C	5.55	126.54	112.10
1	A	152	CYS	CA-CB-SG	-5.42	104.25	114.00
1	B	152	CYS	CA-CB-SG	-5.40	104.27	114.00
1	B	153	ILE	C-N-CA	-5.30	99.74	122.00
1	A	583	TYR	N-CA-C	-5.29	96.71	111.00
1	A	153	ILE	C-N-CA	-5.29	99.79	122.00
1	B	583	TYR	N-CA-C	-5.29	96.72	111.00

Continued on next page...

Continued from previous page...

Mol	Chain	Res	Type	Atoms	Z	Observed(°)	Ideal(°)
1	B	375	GLY	N-CA-C	5.23	126.18	113.10
1	A	375	GLY	N-CA-C	5.23	126.17	113.10
1	B	91	ASN	N-CA-C	5.09	124.73	111.00
1	A	91	ASN	N-CA-C	5.07	124.69	111.00
1	A	106	LEU	CA-CB-CG	5.03	126.87	115.30
1	B	106	LEU	CA-CB-CG	5.03	126.87	115.30

There are no chirality outliers.

There are no planarity outliers.

5.2 Too-close contacts [i](#)

In the following table, the Non-H and H(model) columns list the number of non-hydrogen atoms and hydrogen atoms in the chain respectively. The H(added) column lists the number of hydrogen atoms added and optimized by MolProbity. The Clashes column lists the number of clashes within the asymmetric unit, whereas Symm-Clashes lists symmetry-related clashes.

Mol	Chain	Non-H	H(model)	H(added)	Clashes	Symm-Clashes
1	A	5265	0	5165	309	0
1	B	5265	0	5165	311	0
2	A	1	0	0	0	0
2	B	1	0	0	0	0
All	All	10532	0	10330	620	0

The all-atom clashscore is defined as the number of clashes found per 1000 atoms (including hydrogen atoms). The all-atom clashscore for this structure is 30.

All (620) close contacts within the same asymmetric unit are listed below, sorted by their clash magnitude.

Atom-1	Atom-2	Interatomic distance (Å)	Clash overlap (Å)
1:B:55:ASN:HD21	1:B:59:ARG:HD2	0.98	1.14
1:A:55:ASN:HD21	1:A:59:ARG:HD2	0.98	1.14
1:A:22:ILE:HD12	1:A:22:ILE:H	1.15	1.12
1:B:537:ARG:H	1:B:537:ARG:HD2	1.11	1.12
1:A:537:ARG:H	1:A:537:ARG:HD2	1.11	1.10
1:B:22:ILE:HD12	1:B:22:ILE:H	1.15	1.09
1:A:55:ASN:ND2	1:A:59:ARG:HD2	1.68	1.08
1:B:55:ASN:ND2	1:B:59:ARG:HD2	1.68	1.06
1:A:471:LEU:HD23	1:A:474:MSE:HE3	1.42	1.02
1:B:615:THR:HG22	1:B:617:ILE:H	1.22	1.01

Continued on next page...

Continued from previous page...

Atom-1	Atom-2	Interatomic distance (Å)	Clash overlap (Å)
1:A:615:THR:HG22	1:A:617:ILE:H	1.22	1.00
1:B:471:LEU:HD23	1:B:474:MSE:HE3	1.42	0.99
1:B:563:ILE:HG22	1:B:567:VAL:HG23	1.46	0.98
1:A:533:GLN:HE22	1:A:543:LYS:H	1.11	0.97
1:A:563:ILE:HG22	1:A:567:VAL:HG23	1.46	0.97
1:A:533:GLN:NE2	1:A:543:LYS:H	1.63	0.96
1:A:68:ASN:HD22	1:A:78:ASN:H	1.12	0.96
1:B:533:GLN:NE2	1:B:543:LYS:H	1.63	0.95
1:B:68:ASN:HD22	1:B:78:ASN:H	1.12	0.95
1:B:634:GLU:HG3	1:B:642:HIS:NE2	1.82	0.95
1:A:68:ASN:ND2	1:A:78:ASN:H	1.65	0.94
1:B:68:ASN:ND2	1:B:78:ASN:H	1.65	0.94
1:A:537:ARG:H	1:A:537:ARG:CD	1.81	0.94
1:B:537:ARG:H	1:B:537:ARG:CD	1.81	0.94
1:B:626:ASN:O	1:B:627:LYS:HB2	1.68	0.93
1:A:364:PRO:HA	1:A:387:LEU:HD22	1.50	0.93
1:A:634:GLU:HG3	1:A:642:HIS:NE2	1.82	0.93
1:A:78:ASN:HD22	1:A:79:GLY:N	1.67	0.93
1:A:626:ASN:O	1:A:627:LYS:HB2	1.68	0.93
1:B:364:PRO:HA	1:B:387:LEU:HD22	1.50	0.92
1:B:78:ASN:HD22	1:B:79:GLY:N	1.67	0.91
1:B:533:GLN:HE22	1:B:543:LYS:H	1.11	0.91
1:B:22:ILE:H	1:B:22:ILE:CD1	1.80	0.90
1:A:22:ILE:H	1:A:22:ILE:CD1	1.80	0.89
1:B:537:ARG:HD2	1:B:537:ARG:N	1.90	0.87
1:A:537:ARG:HD2	1:A:537:ARG:N	1.90	0.87
1:A:83:ASN:C	1:A:83:ASN:HD22	1.78	0.86
1:B:83:ASN:C	1:B:83:ASN:HD22	1.78	0.85
1:A:17:LEU:HG	1:A:153:ILE:HD13	1.60	0.84
1:B:17:LEU:HG	1:B:153:ILE:HD13	1.60	0.83
1:B:21:ASN:HD21	1:B:24:ALA:H	1.28	0.82
1:A:405:LEU:HG	1:A:406:MSE:N	1.95	0.82
1:B:602:VAL:HB	1:B:605:MSE:HG3	1.62	0.81
1:A:21:ASN:HD21	1:A:24:ALA:H	1.28	0.81
1:A:21:ASN:ND2	1:A:24:ALA:H	1.79	0.81
1:A:602:VAL:HB	1:A:605:MSE:HG3	1.62	0.80
1:B:153:ILE:HA	1:B:156:PHE:CE2	2.17	0.80
1:B:173:LYS:HG3	1:B:193:HIS:CE1	2.17	0.80
1:B:615:THR:HG22	1:B:617:ILE:N	1.96	0.80
1:B:405:LEU:HG	1:B:406:MSE:N	1.95	0.80
1:A:153:ILE:HA	1:A:156:PHE:CE2	2.17	0.80

Continued on next page...

Continued from previous page...

Atom-1	Atom-2	Interatomic distance (Å)	Clash overlap (Å)
1:A:173:LYS:HG3	1:A:193:HIS:CE1	2.17	0.80
1:B:21:ASN:ND2	1:B:24:ALA:H	1.79	0.80
1:B:51:LEU:HD22	1:B:90:MSE:HE1	1.64	0.80
1:A:51:LEU:HD22	1:A:90:MSE:HE1	1.64	0.79
1:A:615:THR:HG22	1:A:617:ILE:N	1.96	0.79
1:A:51:LEU:CD2	1:A:90:MSE:HE1	2.13	0.78
1:A:203:TYR:HE1	1:A:271:THR:HG22	1.48	0.78
1:B:51:LEU:CD2	1:B:90:MSE:HE1	2.13	0.78
1:B:206:GLN:HE21	1:B:270:ARG:HD2	1.49	0.77
1:B:203:TYR:HE1	1:B:271:THR:HG22	1.48	0.77
1:A:206:GLN:HE21	1:A:270:ARG:HD2	1.49	0.76
1:A:563:ILE:HG22	1:A:563:ILE:O	1.86	0.75
1:B:343:GLU:HG3	1:B:347:MSE:CE	2.17	0.75
1:A:78:ASN:ND2	1:A:80:VAL:H	1.84	0.75
1:B:563:ILE:HG22	1:B:563:ILE:O	1.86	0.75
1:A:343:GLU:HG3	1:A:347:MSE:CE	2.17	0.74
1:B:78:ASN:ND2	1:B:80:VAL:H	1.84	0.74
1:A:281:ALA:HB3	1:A:282:PRO:HD3	1.70	0.73
1:B:47:ASP:OD2	1:B:49:ARG:HD3	1.88	0.73
1:B:425:ARG:O	1:B:431:SER:HB2	1.88	0.73
1:B:301:THR:HG23	1:B:440:TRP:O	1.88	0.73
1:A:425:ARG:O	1:A:431:SER:HB2	1.88	0.73
1:A:47:ASP:OD2	1:A:49:ARG:HD3	1.88	0.73
1:A:301:THR:HG23	1:A:440:TRP:O	1.88	0.73
1:A:410:TYR:HA	1:A:413:MSE:HE3	1.71	0.73
1:B:410:TYR:HA	1:B:413:MSE:HE3	1.71	0.73
1:A:37:ILE:HD13	1:A:92:GLY:HA3	1.70	0.73
1:B:281:ALA:HB3	1:B:282:PRO:HD3	1.70	0.73
1:B:22:ILE:HD12	1:B:22:ILE:N	1.99	0.72
1:B:153:ILE:HG22	1:B:154:PRO:CD	2.20	0.72
1:B:37:ILE:HD13	1:B:92:GLY:HA3	1.70	0.72
1:A:68:ASN:HD22	1:A:78:ASN:N	1.87	0.71
1:A:153:ILE:HG22	1:A:154:PRO:CD	2.20	0.71
1:A:345:LEU:HD13	1:A:354:VAL:HG21	1.73	0.71
1:B:583:TYR:O	1:B:584:ARG:CB	2.39	0.71
1:B:626:ASN:O	1:B:627:LYS:CB	2.39	0.71
1:B:55:ASN:C	1:B:55:ASN:HD22	1.95	0.70
1:A:55:ASN:HD22	1:A:55:ASN:C	1.95	0.70
1:A:226:MSE:HE1	1:A:244:ALA:HB2	1.73	0.70
1:A:583:TYR:O	1:A:584:ARG:CB	2.39	0.70
1:B:310:LYS:HB3	1:B:514:PHE:CE1	2.27	0.70

Continued on next page...

Continued from previous page...

Atom-1	Atom-2	Interatomic distance (Å)	Clash overlap (Å)
1:B:226:MSE:HE1	1:B:244:ALA:HB2	1.73	0.70
1:A:209:ASP:O	1:A:210:ALA:CB	2.40	0.70
1:B:78:ASN:HD22	1:B:78:ASN:C	1.95	0.70
1:A:78:ASN:HD22	1:A:78:ASN:C	1.95	0.69
1:B:345:LEU:HD13	1:B:354:VAL:HG21	1.73	0.69
1:A:310:LYS:HB3	1:A:514:PHE:CE1	2.27	0.69
1:B:407:SER:HA	1:B:448:GLN:HE22	1.58	0.69
1:B:68:ASN:HD22	1:B:78:ASN:N	1.87	0.68
1:B:405:LEU:O	1:B:406:MSE:HB2	1.94	0.68
1:A:407:SER:HA	1:A:448:GLN:HE22	1.58	0.68
1:A:583:TYR:O	1:A:584:ARG:HB3	1.92	0.68
1:B:209:ASP:O	1:B:210:ALA:HB2	1.94	0.68
1:A:22:ILE:HD12	1:A:22:ILE:N	1.99	0.68
1:A:209:ASP:O	1:A:210:ALA:HB2	1.94	0.68
1:A:88:ARG:HD3	1:A:263:GLY:O	1.93	0.68
1:B:209:ASP:O	1:B:210:ALA:CB	2.40	0.68
1:A:405:LEU:O	1:A:406:MSE:HB2	1.93	0.68
1:A:100:TRP:CZ3	1:A:367:VAL:HG21	2.29	0.68
1:B:90:MSE:HE3	1:B:264:PHE:CD2	2.29	0.67
1:A:37:ILE:HD13	1:A:92:GLY:CA	2.24	0.67
1:B:100:TRP:CZ3	1:B:367:VAL:HG21	2.29	0.67
1:A:532:VAL:HG22	1:A:532:VAL:O	1.95	0.67
1:B:583:TYR:O	1:B:584:ARG:HB3	1.92	0.67
1:B:88:ARG:HD3	1:B:263:GLY:O	1.93	0.67
1:B:37:ILE:HD13	1:B:92:GLY:CA	2.24	0.67
1:B:329:ASP:O	1:B:390:GLY:O	2.13	0.67
1:A:329:ASP:O	1:A:390:GLY:O	2.13	0.67
1:A:471:LEU:HD23	1:A:474:MSE:CE	2.22	0.67
1:A:90:MSE:HE3	1:A:264:PHE:CD2	2.29	0.67
1:A:17:LEU:HG	1:A:153:ILE:CD1	2.26	0.66
1:B:248:ASP:O	1:B:249:ALA:HB3	1.95	0.66
1:B:251:ARG:HH11	1:B:255:GLN:HE22	1.43	0.66
1:A:55:ASN:HD21	1:A:59:ARG:HH11	1.43	0.66
1:B:17:LEU:HG	1:B:153:ILE:CD1	2.26	0.66
1:B:153:ILE:HA	1:B:156:PHE:CZ	2.31	0.66
1:B:532:VAL:O	1:B:532:VAL:HG22	1.95	0.66
1:A:153:ILE:HA	1:A:156:PHE:CZ	2.31	0.66
1:A:248:ASP:O	1:A:249:ALA:HB3	1.95	0.66
1:A:308:LEU:N	1:A:308:LEU:HD12	2.11	0.65
1:B:471:LEU:HD23	1:B:474:MSE:CE	2.22	0.65
1:B:308:LEU:N	1:B:308:LEU:HD12	2.11	0.65

Continued on next page...

Continued from previous page...

Atom-1	Atom-2	Interatomic distance (Å)	Clash overlap (Å)
1:A:626:ASN:O	1:A:627:LYS:CB	2.39	0.65
1:A:358:GLU:O	1:A:362:LYS:HG3	1.96	0.65
1:B:2:ARG:HH11	1:B:4:ALA:HB2	1.62	0.65
1:B:203:TYR:CE1	1:B:271:THR:HG22	2.32	0.64
1:A:129:ALA:HA	1:A:429:MSE:HE1	1.79	0.64
1:B:358:GLU:O	1:B:362:LYS:HG3	1.97	0.64
1:A:72:TYR:CE1	1:A:476:LYS:HD3	2.32	0.64
1:B:3:ARG:O	1:B:234:VAL:O	2.15	0.64
1:B:55:ASN:HD21	1:B:59:ARG:HH11	1.43	0.64
1:A:203:TYR:CE1	1:A:271:THR:HG22	2.32	0.64
1:B:405:LEU:HG	1:B:406:MSE:H	1.60	0.64
1:B:641:ILE:HD12	1:B:641:ILE:N	2.12	0.64
1:A:251:ARG:HH11	1:A:255:GLN:HE22	1.43	0.64
1:A:533:GLN:NE2	1:A:543:LYS:N	2.42	0.63
1:B:55:ASN:O	1:B:59:ARG:HG3	1.98	0.63
1:B:129:ALA:HA	1:B:429:MSE:HE1	1.79	0.63
1:A:405:LEU:HG	1:A:406:MSE:H	1.60	0.63
1:A:3:ARG:O	1:A:234:VAL:O	2.15	0.63
1:A:55:ASN:O	1:A:59:ARG:HG3	1.98	0.63
1:B:72:TYR:CE1	1:B:476:LYS:HD3	2.32	0.63
1:B:352:TRP:CH2	1:B:661:VAL:HG12	2.34	0.63
1:A:206:GLN:HB2	1:A:268:ARG:HG2	1.81	0.62
1:A:2:ARG:HH11	1:A:4:ALA:HB2	1.62	0.62
1:A:614:LEU:CD2	1:A:641:ILE:HD11	2.29	0.62
1:B:533:GLN:NE2	1:B:543:LYS:N	2.42	0.62
1:B:563:ILE:O	1:B:563:ILE:CG2	2.47	0.62
1:A:641:ILE:N	1:A:641:ILE:HD12	2.12	0.62
1:A:91:ASN:O	1:A:93:PHE:N	2.31	0.62
1:B:91:ASN:O	1:B:93:PHE:N	2.31	0.62
1:A:447:ARG:HG3	1:A:447:ARG:HH11	1.65	0.62
1:B:153:ILE:HG22	1:B:154:PRO:HD3	1.81	0.62
1:A:153:ILE:HG22	1:A:154:PRO:HD3	1.81	0.62
1:B:464:ALA:O	1:B:467:GLY:O	2.18	0.61
1:B:343:GLU:HG3	1:B:347:MSE:HE1	1.82	0.61
1:B:614:LEU:CD2	1:B:641:ILE:HD11	2.29	0.61
1:A:563:ILE:O	1:A:563:ILE:CG2	2.47	0.61
1:B:206:GLN:HB2	1:B:268:ARG:HG2	1.81	0.61
1:B:55:ASN:ND2	1:B:88:ARG:NH2	2.49	0.61
1:B:447:ARG:HG3	1:B:447:ARG:HH11	1.65	0.61
1:A:74:ARG:HD2	1:A:507:ARG:HD2	1.83	0.61
1:A:352:TRP:CH2	1:A:661:VAL:HG12	2.34	0.61

Continued on next page...

Continued from previous page...

Atom-1	Atom-2	Interatomic distance (Å)	Clash overlap (Å)
1:A:464:ALA:O	1:A:467:GLY:O	2.18	0.61
1:B:83:ASN:C	1:B:83:ASN:ND2	2.53	0.61
1:A:14:ALA:O	1:A:17:LEU:HB2	2.01	0.61
1:B:273:MSE:HE2	1:B:392:SER:CB	2.31	0.61
1:A:55:ASN:ND2	1:A:88:ARG:NH2	2.49	0.61
1:B:225:ARG:HG3	1:B:225:ARG:HH11	1.66	0.60
1:A:361:LEU:O	1:A:362:LYS:HG2	2.01	0.60
1:A:273:MSE:HE2	1:A:392:SER:CB	2.31	0.60
1:B:14:ALA:O	1:B:17:LEU:HB2	2.01	0.60
1:A:225:ARG:HG3	1:A:225:ARG:HH11	1.67	0.60
1:B:361:LEU:O	1:B:362:LYS:HG2	2.01	0.60
1:B:182:LEU:HG	1:B:355:LYS:HG3	1.84	0.60
1:A:21:ASN:C	1:A:21:ASN:HD22	2.05	0.60
1:A:305:THR:OG1	1:A:306:THR:N	2.32	0.60
1:A:602:VAL:CB	1:A:605:MSE:HG3	2.32	0.60
1:B:74:ARG:HD2	1:B:507:ARG:HD2	1.83	0.60
1:B:17:LEU:O	1:B:153:ILE:O	2.20	0.60
1:A:447:ARG:HG3	1:A:447:ARG:NH1	2.17	0.60
1:B:21:ASN:C	1:B:21:ASN:HD22	2.05	0.59
1:B:447:ARG:HG3	1:B:447:ARG:NH1	2.17	0.59
1:A:320:CYS:SG	1:A:456:MSE:HG3	2.42	0.59
1:A:343:GLU:HG3	1:A:347:MSE:HE1	1.82	0.59
1:A:17:LEU:O	1:A:153:ILE:O	2.20	0.59
1:A:182:LEU:HG	1:A:355:LYS:HG3	1.84	0.59
1:B:320:CYS:SG	1:B:456:MSE:HG3	2.42	0.59
1:A:297:LYS:HG3	1:A:297:LYS:O	2.02	0.59
1:A:552:ALA:HB3	1:A:619:LEU:HD13	1.83	0.59
1:B:204:ARG:HD2	1:B:529:GLU:OE1	2.03	0.59
1:B:552:ALA:HB3	1:B:619:LEU:HD13	1.83	0.59
1:B:207:SER:HB2	1:B:527:SER:HB3	1.85	0.59
1:A:204:ARG:HD2	1:A:529:GLU:OE1	2.03	0.59
1:B:305:THR:OG1	1:B:306:THR:N	2.32	0.59
1:B:287:ALA:O	1:B:291:ARG:HG3	2.03	0.58
1:A:181:MSE:HG2	1:A:186:PHE:CD2	2.38	0.58
1:A:207:SER:HB2	1:A:527:SER:HB3	1.85	0.58
1:B:138:LEU:HB2	1:B:662:MSE:HE2	1.85	0.58
1:A:563:ILE:HG23	1:A:566:ASP:HB2	1.86	0.58
1:B:663:PRO:HG2	1:B:664:ARG:H	1.69	0.58
1:B:21:ASN:ND2	1:B:21:ASN:C	2.57	0.58
1:B:297:LYS:O	1:B:297:LYS:HG3	2.02	0.58
1:A:138:LEU:HB2	1:A:662:MSE:HE2	1.85	0.58

Continued on next page...

Continued from previous page...

Atom-1	Atom-2	Interatomic distance (Å)	Clash overlap (Å)
1:A:217:THR:OG1	1:A:219:LYS:HG2	2.03	0.58
1:A:88:ARG:HB2	1:A:211:ILE:HD13	1.86	0.58
1:A:286:VAL:O	1:A:289:PRO:HD2	2.04	0.57
1:A:287:ALA:O	1:A:291:ARG:HG3	2.03	0.57
1:B:217:THR:OG1	1:B:219:LYS:HG2	2.03	0.57
1:B:181:MSE:HG2	1:B:186:PHE:CD2	2.38	0.57
1:B:300:TYR:HD1	1:B:301:THR:HG22	1.70	0.57
1:B:563:ILE:HG23	1:B:566:ASP:HB2	1.86	0.57
1:B:174:ALA:HA	1:B:195:MSE:HE1	1.87	0.57
1:B:404:LEU:C	1:B:404:LEU:HD12	2.24	0.57
1:A:174:ALA:HA	1:A:195:MSE:HE1	1.87	0.57
1:A:572:GLU:OE1	1:A:583:TYR:O	2.22	0.57
1:B:336:LEU:O	1:B:340:ILE:HG13	2.05	0.57
1:A:2:ARG:NH1	1:A:4:ALA:HB2	2.20	0.57
1:A:404:LEU:HD12	1:A:404:LEU:C	2.24	0.57
1:B:572:GLU:OE1	1:B:583:TYR:O	2.22	0.57
1:B:286:VAL:O	1:B:289:PRO:HD2	2.04	0.56
1:B:633:THR:HG22	1:B:636:ASP:OD2	2.05	0.56
1:A:506:ARG:O	1:A:507:ARG:HB2	2.05	0.56
1:B:2:ARG:NH1	1:B:4:ALA:HB2	2.20	0.56
1:B:88:ARG:HB2	1:B:211:ILE:HD13	1.86	0.56
1:A:563:ILE:CG2	1:A:567:VAL:HG23	2.28	0.56
1:B:311:GLU:O	1:B:315:LYS:HB2	2.06	0.56
1:B:506:ARG:O	1:B:507:ARG:HB2	2.05	0.56
1:B:602:VAL:CB	1:B:605:MSE:HG3	2.32	0.56
1:A:21:ASN:ND2	1:A:21:ASN:C	2.57	0.56
1:A:633:THR:HG22	1:A:636:ASP:OD2	2.05	0.56
1:B:615:THR:CG2	1:B:617:ILE:HB	2.36	0.56
1:A:311:GLU:O	1:A:315:LYS:HB2	2.06	0.56
1:A:336:LEU:O	1:A:340:ILE:HG13	2.05	0.56
1:A:615:THR:CG2	1:A:617:ILE:HB	2.36	0.56
1:A:663:PRO:HG2	1:A:664:ARG:H	1.69	0.56
1:B:641:ILE:N	1:B:641:ILE:CD1	2.69	0.56
1:B:226:MSE:CE	1:B:244:ALA:HB2	2.36	0.55
1:A:481:ASN:OD1	1:A:482:PRO:HD2	2.07	0.55
1:A:55:ASN:ND2	1:A:59:ARG:CD	2.57	0.55
1:A:226:MSE:CE	1:A:244:ALA:HB2	2.36	0.55
1:A:573:ARG:HG2	1:A:573:ARG:HH11	1.72	0.55
1:A:633:THR:N	1:A:636:ASP:OD2	2.39	0.55
1:A:300:TYR:HD1	1:A:301:THR:HG22	1.70	0.55
1:A:325:VAL:HG13	1:A:453:ASP:HB2	1.88	0.55

Continued on next page...

Continued from previous page...

Atom-1	Atom-2	Interatomic distance (Å)	Clash overlap (Å)
1:B:173:LYS:HG3	1:B:193:HIS:HE1	1.69	0.55
1:B:348:GLY:O	1:B:349:TYR:O	2.25	0.55
1:A:361:LEU:C	1:A:362:LYS:HG2	2.27	0.55
1:A:641:ILE:N	1:A:641:ILE:CD1	2.69	0.55
1:B:181:MSE:HG2	1:B:186:PHE:CE2	2.42	0.55
1:B:71:GLU:H	1:B:71:GLU:CD	2.11	0.55
1:B:325:VAL:HG13	1:B:453:ASP:HB2	1.88	0.55
1:A:71:GLU:CD	1:A:71:GLU:H	2.11	0.54
1:B:361:LEU:C	1:B:362:LYS:HG2	2.27	0.54
1:B:481:ASN:OD1	1:B:482:PRO:HD2	2.07	0.54
1:B:301:THR:HB	1:B:448:GLN:O	2.08	0.54
1:A:173:LYS:HG3	1:A:193:HIS:HE1	1.69	0.54
1:A:251:ARG:HH11	1:A:255:GLN:NE2	2.05	0.54
1:B:573:ARG:HG2	1:B:573:ARG:HH11	1.72	0.54
1:A:181:MSE:HG2	1:A:186:PHE:CE2	2.42	0.54
1:B:55:ASN:ND2	1:B:59:ARG:CD	2.57	0.54
1:B:537:ARG:CD	1:B:537:ARG:N	2.59	0.54
1:B:606:ALA:O	1:B:609:ALA:N	2.40	0.54
1:A:348:GLY:O	1:A:349:TYR:O	2.25	0.54
1:A:83:ASN:C	1:A:83:ASN:ND2	2.53	0.53
1:A:606:ALA:HB3	1:A:609:ALA:HB2	1.89	0.53
1:B:251:ARG:HH11	1:B:255:GLN:NE2	2.05	0.53
1:B:291:ARG:HB3	1:B:295:TYR:CE2	2.44	0.53
1:B:606:ALA:HB3	1:B:609:ALA:HB2	1.89	0.53
1:A:301:THR:HB	1:A:448:GLN:O	2.08	0.53
1:A:291:ARG:HB3	1:A:295:TYR:CE2	2.44	0.53
1:B:153:ILE:CD1	1:B:198:ALA:HB3	2.39	0.53
1:B:615:THR:HG21	1:B:617:ILE:HB	1.91	0.53
1:A:35:GLY:O	1:A:92:GLY:HA3	2.09	0.53
1:A:413:MSE:HE1	1:A:488:ILE:HD13	1.91	0.53
1:A:615:THR:HG21	1:A:617:ILE:HB	1.91	0.53
1:B:206:GLN:HB2	1:B:268:ARG:CG	2.39	0.53
1:A:153:ILE:CD1	1:A:198:ALA:HB3	2.39	0.53
1:A:206:GLN:HB2	1:A:268:ARG:CG	2.39	0.53
1:A:74:ARG:HB3	1:A:503:TYR:CD2	2.44	0.52
1:B:55:ASN:CG	1:B:88:ARG:HH22	2.12	0.52
1:A:3:ARG:O	1:A:4:ALA:HB3	2.09	0.52
1:B:3:ARG:O	1:B:4:ALA:HB3	2.09	0.52
1:B:300:TYR:CE2	1:B:313:LYS:HG2	2.45	0.52
1:A:300:TYR:CE2	1:A:313:LYS:HG2	2.45	0.52
1:B:563:ILE:CG2	1:B:567:VAL:HG23	2.28	0.52

Continued on next page...

Continued from previous page...

Atom-1	Atom-2	Interatomic distance (Å)	Clash overlap (Å)
1:A:55:ASN:CG	1:A:88:ARG:HH22	2.12	0.52
1:A:410:TYR:HA	1:A:413:MSE:CE	2.40	0.52
1:B:100:TRP:CH2	1:B:367:VAL:HG21	2.44	0.52
1:B:232:TYR:HA	1:B:239:GLN:O	2.10	0.52
1:B:413:MSE:HE1	1:B:488:ILE:HD13	1.91	0.52
1:B:1:PRO:O	1:B:2:ARG:HB3	2.09	0.52
1:B:35:GLY:O	1:B:92:GLY:HA3	2.09	0.52
1:A:1:PRO:O	1:A:2:ARG:HB3	2.09	0.52
1:A:91:ASN:O	1:A:267:GLU:CD	2.48	0.52
1:B:91:ASN:O	1:B:267:GLU:CD	2.48	0.52
1:B:153:ILE:HG22	1:B:154:PRO:N	2.23	0.52
1:A:407:SER:CA	1:A:448:GLN:HE22	2.23	0.52
1:B:74:ARG:HB3	1:B:503:TYR:CD2	2.44	0.52
1:A:90:MSE:HE3	1:A:264:PHE:HD2	1.74	0.51
1:A:232:TYR:HA	1:A:239:GLN:O	2.09	0.51
1:B:384:ASN:O	1:B:385:PRO:C	2.49	0.51
1:A:153:ILE:HG22	1:A:154:PRO:N	2.23	0.51
1:A:214:ASP:OD2	1:A:215:PRO:HD2	2.11	0.51
1:A:614:LEU:HD21	1:A:641:ILE:HD11	1.93	0.51
1:B:179:ASN:O	1:B:183:GLN:HG2	2.11	0.51
1:B:410:TYR:HA	1:B:413:MSE:CE	2.40	0.51
1:B:214:ASP:OD2	1:B:215:PRO:HD2	2.11	0.51
1:B:339:LEU:HD23	1:B:339:LEU:C	2.31	0.51
1:A:339:LEU:C	1:A:339:LEU:HD23	2.31	0.51
1:B:209:ASP:O	1:B:209:ASP:OD1	2.29	0.51
1:A:100:TRP:CH2	1:A:367:VAL:HG21	2.44	0.51
1:B:55:ASN:CG	1:B:88:ARG:NH2	2.65	0.51
1:A:55:ASN:CG	1:A:88:ARG:NH2	2.65	0.51
1:A:384:ASN:O	1:A:385:PRO:C	2.49	0.51
1:A:209:ASP:O	1:A:209:ASP:OD1	2.29	0.50
1:B:633:THR:N	1:B:636:ASP:OD2	2.39	0.50
1:A:361:LEU:HD13	1:A:395:GLN:HG3	1.94	0.50
1:B:614:LEU:HD21	1:B:641:ILE:HD11	1.92	0.50
1:A:78:ASN:ND2	1:A:78:ASN:C	2.65	0.50
1:A:579:PHE:O	1:A:580:GLY:C	2.49	0.50
1:A:304:HIS:HA	1:A:309:ASN:ND2	2.27	0.50
1:B:449:ILE:O	1:B:449:ILE:HG13	2.12	0.50
1:A:179:ASN:O	1:A:183:GLN:HG2	2.11	0.50
1:B:579:PHE:O	1:B:580:GLY:C	2.49	0.50
1:A:449:ILE:HG13	1:A:449:ILE:O	2.12	0.50
1:B:361:LEU:HD13	1:B:395:GLN:HG3	1.94	0.50

Continued on next page...

Continued from previous page...

Atom-1	Atom-2	Interatomic distance (Å)	Clash overlap (Å)
1:A:141:VAL:HB	1:A:142:PRO:HD2	1.94	0.50
1:B:78:ASN:ND2	1:B:78:ASN:C	2.65	0.50
1:B:350:ALA:HB1	1:B:352:TRP:NE1	2.27	0.49
1:A:12:ILE:O	1:A:16:MSE:HG2	2.13	0.49
1:A:21:ASN:HD22	1:A:23:LYS:N	2.10	0.49
1:A:251:ARG:HB2	1:A:255:GLN:HE21	1.77	0.49
1:A:401:MSE:HE2	1:A:401:MSE:HA	1.94	0.49
1:A:442:GLY:O	1:A:447:ARG:NE	2.46	0.49
1:B:12:ILE:O	1:B:16:MSE:HG2	2.13	0.49
1:B:21:ASN:HD21	1:B:24:ALA:N	2.04	0.49
1:B:21:ASN:HD22	1:B:23:LYS:N	2.10	0.49
1:B:251:ARG:HB2	1:B:255:GLN:HE21	1.77	0.49
1:A:406:MSE:O	1:A:407:SER:C	2.51	0.49
1:B:401:MSE:HE2	1:B:401:MSE:HA	1.94	0.49
1:B:407:SER:CA	1:B:448:GLN:HE22	2.23	0.49
1:B:442:GLY:O	1:B:447:ARG:NE	2.46	0.49
1:A:288:GLN:HB3	1:A:289:PRO:HD3	1.94	0.49
1:B:304:HIS:HA	1:B:309:ASN:ND2	2.27	0.49
1:A:304:HIS:HA	1:A:309:ASN:HD21	1.77	0.49
1:A:21:ASN:HD21	1:A:24:ALA:N	2.04	0.49
1:A:75:VAL:HG21	1:A:500:ILE:HG21	1.94	0.49
1:A:350:ALA:HB1	1:A:352:TRP:NE1	2.27	0.49
1:A:201:VAL:HG23	1:A:365:VAL:HG13	1.93	0.49
1:A:506:ARG:HG3	1:A:506:ARG:HH11	1.78	0.49
1:B:622:LEU:HD21	1:B:641:ILE:HG23	1.95	0.49
1:A:173:LYS:CG	1:A:193:HIS:CE1	2.94	0.49
1:A:405:LEU:O	1:A:406:MSE:CB	2.56	0.49
1:B:182:LEU:HD21	1:B:355:LYS:HG2	1.94	0.49
1:A:95:MSE:SE	1:A:268:ARG:HA	2.63	0.48
1:A:248:ASP:O	1:A:249:ALA:CB	2.61	0.48
1:B:201:VAL:HG23	1:B:365:VAL:HG13	1.93	0.48
1:B:288:GLN:HB3	1:B:289:PRO:HD3	1.94	0.48
1:B:563:ILE:O	1:B:564:TYR:C	2.51	0.48
1:A:182:LEU:HD21	1:A:355:LYS:HG2	1.94	0.48
1:A:622:LEU:HD21	1:A:641:ILE:HG23	1.95	0.48
1:B:304:HIS:HA	1:B:309:ASN:HD21	1.77	0.48
1:B:506:ARG:HG3	1:B:506:ARG:HH11	1.77	0.48
1:A:606:ALA:O	1:A:609:ALA:N	2.40	0.48
1:B:504:ASP:OD2	1:B:506:ARG:HB2	2.14	0.48
1:B:532:VAL:O	1:B:532:VAL:CG2	2.61	0.48
1:A:504:ASP:OD2	1:A:506:ARG:HB2	2.14	0.48

Continued on next page...

Continued from previous page...

Atom-1	Atom-2	Interatomic distance (Å)	Clash overlap (Å)
1:A:563:ILE:O	1:A:564:TYR:C	2.51	0.48
1:B:75:VAL:HG21	1:B:500:ILE:HG21	1.94	0.48
1:B:117:GLY:HA2	1:B:335:TRP:CD2	2.49	0.48
1:B:141:VAL:HB	1:B:142:PRO:HD2	1.94	0.48
1:A:532:VAL:O	1:A:532:VAL:CG2	2.61	0.48
1:A:603:ALA:O	1:A:604:SER:HB3	2.14	0.48
1:B:260:VAL:CG2	1:B:260:VAL:O	2.62	0.47
1:B:281:ALA:HB3	1:B:282:PRO:CD	2.44	0.47
1:B:406:MSE:O	1:B:407:SER:C	2.51	0.47
1:B:603:ALA:O	1:B:604:SER:HB3	2.14	0.47
1:A:260:VAL:O	1:A:260:VAL:CG2	2.62	0.47
1:B:95:MSE:SE	1:B:268:ARG:HA	2.63	0.47
1:A:117:GLY:HA2	1:A:335:TRP:CD2	2.49	0.47
1:A:288:GLN:N	1:A:289:PRO:CD	2.78	0.47
1:B:405:LEU:O	1:B:406:MSE:CB	2.56	0.47
1:A:91:ASN:O	1:A:267:GLU:OE2	2.32	0.47
1:A:225:ARG:HD2	1:A:225:ARG:HA	1.66	0.47
1:A:228:ALA:HB1	1:A:232:TYR:HB3	1.97	0.47
1:A:602:VAL:O	1:A:604:SER:N	2.48	0.47
1:B:21:ASN:HD22	1:B:22:ILE:N	2.13	0.47
1:B:91:ASN:O	1:B:267:GLU:OE2	2.32	0.47
1:B:347:MSE:HB3	1:B:347:MSE:HE2	1.75	0.47
1:B:602:VAL:O	1:B:604:SER:N	2.48	0.47
1:A:647:HIS:ND1	1:A:648:GLY:N	2.63	0.47
1:B:286:VAL:HG21	1:B:353:TRP:CZ2	2.50	0.47
1:B:406:MSE:HA	1:B:409:THR:HB	1.97	0.47
1:A:21:ASN:HD22	1:A:22:ILE:N	2.13	0.46
1:A:281:ALA:HB3	1:A:282:PRO:CD	2.44	0.46
1:B:286:VAL:C	1:B:289:PRO:HD2	2.36	0.46
1:A:406:MSE:HA	1:A:409:THR:HB	1.97	0.46
1:A:286:VAL:C	1:A:289:PRO:HD2	2.36	0.46
1:A:286:VAL:HG21	1:A:353:TRP:CZ2	2.50	0.46
1:A:410:TYR:HD1	1:A:413:MSE:CE	2.28	0.46
1:B:173:LYS:CG	1:B:193:HIS:CE1	2.94	0.46
1:A:334:GLY:O	1:A:337:ARG:HB3	2.16	0.46
1:B:288:GLN:N	1:B:289:PRO:CD	2.78	0.46
1:B:401:MSE:HE2	1:B:401:MSE:N	2.31	0.46
1:B:407:SER:CB	1:B:448:GLN:HE22	2.29	0.46
1:A:153:ILE:HD12	1:A:198:ALA:HB3	1.98	0.46
1:A:624:ASP:O	1:A:626:ASN:O	2.34	0.46
1:B:228:ALA:HB1	1:B:232:TYR:HB3	1.97	0.46

Continued on next page...

Continued from previous page...

Atom-1	Atom-2	Interatomic distance (Å)	Clash overlap (Å)
1:A:17:LEU:HD12	1:A:17:LEU:HA	1.69	0.46
1:A:128:ARG:HG3	1:A:339:LEU:HD21	1.98	0.46
1:A:404:LEU:C	1:A:404:LEU:CD1	2.84	0.46
1:B:647:HIS:ND1	1:B:648:GLY:N	2.63	0.46
1:B:334:GLY:O	1:B:337:ARG:HB3	2.16	0.46
1:B:343:GLU:HA	1:B:343:GLU:OE1	2.15	0.46
1:B:410:TYR:HD1	1:B:413:MSE:CE	2.28	0.46
1:A:34:GLU:OE1	1:A:251:ARG:NH2	2.42	0.46
1:A:136:SER:OG	1:A:293:LYS:NZ	2.49	0.46
1:A:347:MSE:HE2	1:A:347:MSE:HB3	1.75	0.46
1:B:90:MSE:HE3	1:B:264:PHE:HD2	1.74	0.46
1:B:128:ARG:HG3	1:B:339:LEU:HD21	1.98	0.46
1:A:44:LEU:HD12	1:A:44:LEU:HA	1.64	0.46
1:A:407:SER:CB	1:A:448:GLN:HE22	2.29	0.46
1:A:343:GLU:OE1	1:A:343:GLU:HA	2.15	0.45
1:A:401:MSE:HE2	1:A:401:MSE:N	2.31	0.45
1:A:400:LEU:HA	1:A:400:LEU:HD12	1.67	0.45
1:B:602:VAL:CG1	1:B:605:MSE:HG3	2.47	0.45
1:A:78:ASN:HD21	1:A:80:VAL:H	1.62	0.45
1:A:99:THR:HA	1:A:227:VAL:HB	1.99	0.45
1:A:254:GLU:CD	1:A:254:GLU:H	2.20	0.45
1:A:475:LEU:HD21	1:A:482:PRO:HG3	1.98	0.45
1:B:126:LEU:O	1:B:127:PHE:C	2.54	0.45
1:B:343:GLU:HG3	1:B:347:MSE:HE2	1.98	0.45
1:B:99:THR:HA	1:B:227:VAL:HB	1.99	0.45
1:B:248:ASP:O	1:B:249:ALA:CB	2.61	0.45
1:B:400:LEU:HD12	1:B:400:LEU:HA	1.67	0.45
1:B:404:LEU:C	1:B:404:LEU:CD1	2.84	0.45
1:A:21:ASN:ND2	1:A:23:LYS:N	2.64	0.45
1:A:71:GLU:CD	1:A:71:GLU:N	2.70	0.45
1:A:126:LEU:O	1:A:127:PHE:C	2.54	0.45
1:B:136:SER:OG	1:B:293:LYS:NZ	2.49	0.45
1:A:182:LEU:CD2	1:A:355:LYS:HG2	2.47	0.45
1:A:536:VAL:HG22	1:A:542:ARG:HG3	1.98	0.45
1:A:579:PHE:C	1:A:581:GLU:N	2.68	0.45
1:A:664:ARG:HA	1:A:664:ARG:NE	2.32	0.45
1:B:21:ASN:ND2	1:B:23:LYS:N	2.64	0.45
1:B:475:LEU:HD21	1:B:482:PRO:HG3	1.98	0.45
1:B:536:VAL:HG22	1:B:542:ARG:HG3	1.98	0.45
1:A:533:GLN:HB3	1:A:536:VAL:CG1	2.47	0.45
1:B:71:GLU:CD	1:B:71:GLU:N	2.70	0.45

Continued on next page...

Continued from previous page...

Atom-1	Atom-2	Interatomic distance (Å)	Clash overlap (Å)
1:B:182:LEU:CD2	1:B:355:LYS:HG2	2.47	0.45
1:B:624:ASP:O	1:B:626:ASN:O	2.34	0.45
1:B:664:ARG:HA	1:B:664:ARG:NE	2.32	0.45
1:A:102:LEU:HD12	1:A:233:ALA:HA	1.99	0.45
1:A:529:GLU:HG2	1:A:530:TYR:CD1	2.52	0.45
1:B:153:ILE:HD12	1:B:198:ALA:HB3	1.98	0.45
1:B:658:LEU:HD23	1:B:658:LEU:HA	1.66	0.45
1:A:182:LEU:CD2	1:A:355:LYS:CG	2.95	0.45
1:A:225:ARG:NH2	1:A:268:ARG:NH1	2.65	0.45
1:A:602:VAL:CG1	1:A:605:MSE:HG3	2.47	0.45
1:B:404:LEU:C	1:B:405:LEU:O	2.52	0.45
1:A:40:TYR:O	1:A:41:GLU:C	2.56	0.45
1:A:422:LEU:HA	1:A:422:LEU:HD23	1.82	0.45
1:B:34:GLU:OE1	1:B:251:ARG:NH2	2.42	0.45
1:B:51:LEU:HD21	1:B:90:MSE:HE1	1.97	0.45
1:B:225:ARG:NH2	1:B:268:ARG:NH1	2.65	0.45
1:B:529:GLU:HG2	1:B:530:TYR:CD1	2.52	0.45
1:A:273:MSE:HE2	1:A:392:SER:OG	2.18	0.44
1:B:182:LEU:CD2	1:B:355:LYS:CG	2.95	0.44
1:B:226:MSE:HA	1:B:243:PHE:O	2.17	0.44
1:B:273:MSE:HE2	1:B:392:SER:OG	2.18	0.44
1:B:428:ASP:OD1	1:B:430:PRO:HD2	2.17	0.44
1:A:225:ARG:HG3	1:A:225:ARG:NH1	2.32	0.44
1:A:226:MSE:HA	1:A:243:PHE:O	2.17	0.44
1:B:3:ARG:O	1:B:3:ARG:CG	2.66	0.44
1:A:138:LEU:HG	1:A:662:MSE:CE	2.48	0.44
1:A:404:LEU:C	1:A:405:LEU:O	2.52	0.44
1:A:568:LEU:HD23	1:A:568:LEU:HA	1.87	0.44
1:B:78:ASN:HD21	1:B:80:VAL:H	1.62	0.44
1:B:254:GLU:CD	1:B:254:GLU:H	2.20	0.44
1:B:587:ARG:HD2	1:B:587:ARG:HA	1.72	0.44
1:B:134:MSE:SE	1:B:404:LEU:HD22	2.68	0.44
1:B:1:PRO:O	1:B:2:ARG:CB	2.66	0.44
1:B:533:GLN:HB3	1:B:536:VAL:CG1	2.47	0.44
1:A:428:ASP:OD1	1:A:430:PRO:HD2	2.18	0.44
1:B:138:LEU:HG	1:B:662:MSE:CE	2.48	0.44
1:B:355:LYS:HE2	1:B:358:GLU:OE2	2.18	0.44
1:A:1:PRO:O	1:A:2:ARG:CB	2.66	0.44
1:A:615:THR:O	1:A:618:ASP:HB2	2.18	0.44
1:B:40:TYR:O	1:B:41:GLU:C	2.56	0.44
1:A:327:ASP:O	1:A:328:HIS:C	2.57	0.43

Continued on next page...

Continued from previous page...

Atom-1	Atom-2	Interatomic distance (Å)	Clash overlap (Å)
1:B:225:ARG:HG3	1:B:225:ARG:NH1	2.32	0.43
1:B:579:PHE:C	1:B:581:GLU:N	2.68	0.43
1:A:355:LYS:HE2	1:A:358:GLU:OE2	2.18	0.43
1:A:554:MSE:HE3	1:A:554:MSE:HB3	1.80	0.43
1:B:225:ARG:NH1	1:B:268:ARG:NH2	2.66	0.43
1:B:268:ARG:NH2	1:B:270:ARG:HE	2.16	0.43
1:B:484:PRO:HG2	1:B:485:TYR:CE2	2.53	0.43
1:A:55:ASN:ND2	1:A:55:ASN:C	2.68	0.43
1:A:268:ARG:NH2	1:A:270:ARG:HE	2.16	0.43
1:A:628:LEU:HA	1:A:628:LEU:HD12	1.54	0.43
1:B:225:ARG:HH12	1:B:268:ARG:NH2	2.16	0.43
1:B:265:PHE:CD1	1:B:265:PHE:N	2.86	0.43
1:B:280:ASN:O	1:B:284:MSE:HG3	2.18	0.43
1:A:407:SER:HA	1:A:448:GLN:NE2	2.30	0.43
1:B:39:THR:HG22	1:B:40:TYR:CD2	2.53	0.43
1:B:102:LEU:HD12	1:B:233:ALA:HA	1.99	0.43
1:B:327:ASP:O	1:B:328:HIS:C	2.57	0.43
1:A:86:GLY:O	1:A:89:HIS:CD2	2.72	0.43
1:A:484:PRO:HG2	1:A:485:TYR:CE2	2.53	0.43
1:B:44:LEU:HA	1:B:44:LEU:HD12	1.64	0.43
1:B:268:ARG:HH22	1:B:270:ARG:HH21	1.67	0.43
1:A:3:ARG:O	1:A:3:ARG:CG	2.66	0.43
1:B:524:ASN:HD21	1:B:627:LYS:NZ	2.16	0.43
1:A:268:ARG:HH22	1:A:270:ARG:HH21	1.67	0.43
1:A:280:ASN:O	1:A:284:MSE:HG3	2.18	0.43
1:B:51:LEU:HD13	1:B:261:PRO:HD2	2.01	0.43
1:B:146:ARG:O	1:B:149:SER:HB3	2.19	0.43
1:A:65:PHE:CD1	1:A:563:ILE:HD13	2.54	0.43
1:A:401:MSE:HE2	1:A:401:MSE:CA	2.49	0.43
1:A:65:PHE:CD1	1:A:563:ILE:CD1	3.02	0.43
1:A:524:ASN:HD21	1:A:627:LYS:NZ	2.16	0.43
1:B:471:LEU:O	1:B:474:MSE:HB3	2.19	0.43
1:B:615:THR:O	1:B:618:ASP:HB2	2.18	0.43
1:A:225:ARG:NH1	1:A:268:ARG:NH2	2.66	0.42
1:A:39:THR:HG22	1:A:40:TYR:CD2	2.53	0.42
1:A:533:GLN:O	1:A:536:VAL:HG13	2.19	0.42
1:A:146:ARG:O	1:A:149:SER:HB3	2.19	0.42
1:A:265:PHE:N	1:A:265:PHE:CD1	2.86	0.42
1:B:86:GLY:O	1:B:89:HIS:CD2	2.72	0.42
1:B:336:LEU:CD2	1:B:405:LEU:HB2	2.50	0.42
1:A:51:LEU:HD13	1:A:261:PRO:HD2	2.01	0.42

Continued on next page...

Continued from previous page...

Atom-1	Atom-2	Interatomic distance (Å)	Clash overlap (Å)
1:A:134:MSE:SE	1:A:404:LEU:HD22	2.68	0.42
1:A:225:ARG:HH12	1:A:268:ARG:NH2	2.16	0.42
1:B:116:ASP:O	1:B:335:TRP:CD1	2.73	0.42
1:B:407:SER:HA	1:B:448:GLN:NE2	2.30	0.42
1:B:533:GLN:O	1:B:536:VAL:HG13	2.19	0.42
1:B:573:ARG:HG2	1:B:573:ARG:NH1	2.35	0.42
1:A:138:LEU:CB	1:A:662:MSE:HE2	2.49	0.42
1:A:336:LEU:CD2	1:A:405:LEU:HB2	2.50	0.42
1:B:65:PHE:CD1	1:B:563:ILE:HD13	2.54	0.42
1:B:364:PRO:HA	1:B:387:LEU:CD2	2.36	0.42
1:A:116:ASP:O	1:A:335:TRP:CD1	2.73	0.42
1:A:308:LEU:N	1:A:308:LEU:CD1	2.82	0.42
1:B:361:LEU:C	1:B:362:LYS:CG	2.88	0.42
1:B:615:THR:HG22	1:B:617:ILE:HB	2.02	0.42
1:A:445:GLU:OE2	1:A:464:ALA:N	2.34	0.42
1:B:55:ASN:ND2	1:B:88:ARG:HH22	2.18	0.42
1:B:82:THR:OG1	1:B:83:ASN:N	2.53	0.42
1:B:597:GLU:O	1:B:598:LEU:C	2.57	0.42
1:A:471:LEU:O	1:A:474:MSE:HB3	2.19	0.41
1:A:553:SER:HB3	1:A:619:LEU:HD12	2.02	0.41
1:A:597:GLU:O	1:A:600:ARG:HG3	2.20	0.41
1:B:65:PHE:CD1	1:B:563:ILE:CD1	3.02	0.41
1:B:72:TYR:CZ	1:B:476:LYS:HD3	2.55	0.41
1:B:138:LEU:CB	1:B:662:MSE:HE2	2.49	0.41
1:B:628:LEU:HD12	1:B:628:LEU:HA	1.54	0.41
1:A:51:LEU:HD22	1:A:90:MSE:CE	2.43	0.41
1:A:82:THR:OG1	1:A:83:ASN:N	2.53	0.41
1:A:557:THR:HG22	1:A:558:TYR:CD2	2.56	0.41
1:B:597:GLU:O	1:B:600:ARG:HG3	2.20	0.41
1:A:361:LEU:C	1:A:362:LYS:CG	2.88	0.41
1:A:268:ARG:CZ	1:A:270:ARG:HE	2.34	0.41
1:A:573:ARG:HG2	1:A:573:ARG:NH1	2.34	0.41
1:A:617:ILE:HG23	1:A:632:TRP:CE3	2.56	0.41
1:B:401:MSE:HE2	1:B:401:MSE:CA	2.49	0.41
1:B:410:TYR:HD1	1:B:413:MSE:HE1	1.86	0.41
1:B:617:ILE:HG23	1:B:632:TRP:CE3	2.56	0.41
1:A:658:LEU:HD23	1:A:658:LEU:HA	1.66	0.41
1:B:90:MSE:HA	1:B:90:MSE:HE2	2.03	0.41
1:B:445:GLU:OE2	1:B:464:ALA:N	2.34	0.41
1:A:90:MSE:HE2	1:A:90:MSE:HA	2.03	0.41
1:A:273:MSE:HE2	1:A:392:SER:HB3	2.03	0.41

Continued on next page...

Continued from previous page...

Atom-1	Atom-2	Interatomic distance (Å)	Clash overlap (Å)
1:A:344:LEU:HA	1:A:347:MSE:HE3	2.02	0.41
1:B:350:ALA:HB1	1:B:352:TRP:CE2	2.56	0.41
1:B:553:SER:HB3	1:B:619:LEU:HD12	2.02	0.41
1:A:3:ARG:HH22	1:A:231:GLU:CD	2.24	0.41
1:A:65:PHE:CG	1:A:563:ILE:HD13	2.56	0.41
1:A:117:GLY:O	1:A:118:PRO:C	2.59	0.41
1:A:337:ARG:CZ	1:A:362:LYS:HD2	2.51	0.41
1:A:606:ALA:O	1:A:607:ARG:C	2.59	0.41
1:B:94:PRO:HB2	1:B:269:ARG:HG3	2.02	0.41
1:B:268:ARG:CZ	1:B:270:ARG:HE	2.34	0.41
1:B:337:ARG:CZ	1:B:362:LYS:HD2	2.51	0.41
1:B:554:MSE:HE3	1:B:554:MSE:HB3	1.80	0.41
1:B:557:THR:HG22	1:B:558:TYR:CD2	2.56	0.41
1:B:606:ALA:O	1:B:607:ARG:C	2.59	0.41
1:A:3:ARG:HH11	1:A:3:ARG:HD3	1.72	0.41
1:A:597:GLU:O	1:A:598:LEU:C	2.57	0.41
1:A:655:GLU:HG2	1:A:659:ARG:NH1	2.36	0.41
1:B:344:LEU:HA	1:B:347:MSE:HE3	2.02	0.41
1:B:449:ILE:HD12	1:B:496:PHE:CD2	2.56	0.41
1:B:598:LEU:O	1:B:598:LEU:HD12	2.21	0.41
1:A:587:ARG:HA	1:A:587:ARG:HD2	1.72	0.40
1:B:17:LEU:HA	1:B:17:LEU:HD12	1.69	0.40
1:B:369:ALA:HA	1:B:370:PRO:HD2	1.87	0.40
1:B:655:GLU:HG2	1:B:659:ARG:NH1	2.36	0.40
1:A:72:TYR:CZ	1:A:476:LYS:HD3	2.55	0.40
1:A:350:ALA:HB1	1:A:352:TRP:CE2	2.56	0.40
1:A:410:TYR:HD1	1:A:413:MSE:HE1	1.86	0.40
1:B:3:ARG:HH22	1:B:231:GLU:CD	2.24	0.40
1:B:96:ILE:HA	1:B:97:PRO:HA	1.80	0.40
1:B:286:VAL:HG21	1:B:353:TRP:CE2	2.56	0.40
1:B:568:LEU:HD23	1:B:568:LEU:HA	1.87	0.40
1:B:117:GLY:O	1:B:118:PRO:C	2.59	0.40
1:B:579:PHE:CB	1:B:581:GLU:HB2	2.51	0.40
1:A:43:LEU:HD22	1:A:44:LEU:N	2.36	0.40
1:A:68:ASN:HB3	1:A:76:TYR:CE1	2.57	0.40
1:A:575:TRP:CG	1:A:583:TYR:HB2	2.57	0.40

There are no symmetry-related clashes.

5.3 Torsion angles [i](#)

5.3.1 Protein backbone [i](#)

In the following table, the Percentiles column shows the percent Ramachandran outliers of the chain as a percentile score with respect to all X-ray entries followed by that with respect to entries of similar resolution.

The Analysed column shows the number of residues for which the backbone conformation was analysed, and the total number of residues.

Mol	Chain	Analysed	Favoured	Allowed	Outliers	Percentiles	
1	A	662/664 (100%)	586 (88%)	58 (9%)	18 (3%)	5	7
1	B	662/664 (100%)	586 (88%)	58 (9%)	18 (3%)	5	7
All	All	1324/1328 (100%)	1172 (88%)	116 (9%)	36 (3%)	5	7

All (36) Ramachandran outliers are listed below:

Mol	Chain	Res	Type
1	A	91	ASN
1	A	149	SER
1	A	210	ALA
1	A	349	TYR
1	A	375	GLY
1	A	584	ARG
1	A	604	SER
1	A	607	ARG
1	B	91	ASN
1	B	149	SER
1	B	210	ALA
1	B	349	TYR
1	B	375	GLY
1	B	584	ARG
1	B	604	SER
1	B	607	ARG
1	A	92	GLY
1	A	153	ILE
1	A	627	LYS
1	B	92	GLY
1	B	153	ILE
1	B	627	LYS
1	A	2	ARG
1	A	538	ASP
1	A	564	TYR

Continued on next page...

Continued from previous page...

Mol	Chain	Res	Type
1	A	612	ALA
1	A	630	TYR
1	B	2	ARG
1	B	538	ASP
1	B	564	TYR
1	B	612	ALA
1	B	630	TYR
1	A	4	ALA
1	A	154	PRO
1	B	4	ALA
1	B	154	PRO

5.3.2 Protein sidechains [i](#)

In the following table, the Percentiles column shows the percent sidechain outliers of the chain as a percentile score with respect to all X-ray entries followed by that with respect to entries of similar resolution.

The Analysed column shows the number of residues for which the sidechain conformation was analysed, and the total number of residues.

Mol	Chain	Analysed	Rotameric	Outliers	Percentiles
1	A	557/532 (105%)	483 (87%)	74 (13%)	4 7
1	B	557/532 (105%)	483 (87%)	74 (13%)	4 7
All	All	1114/1064 (105%)	966 (87%)	148 (13%)	4 7

All (148) residues with a non-rotameric sidechain are listed below:

Mol	Chain	Res	Type
1	A	9	LEU
1	A	16	MSE
1	A	17	LEU
1	A	21	ASN
1	A	22	ILE
1	A	37	ILE
1	A	43	LEU
1	A	44	LEU
1	A	55	ASN
1	A	63	ASP
1	A	75	VAL
1	A	78	ASN

Continued on next page...

Continued from previous page...

Mol	Chain	Res	Type
1	A	83	ASN
1	A	94	PRO
1	A	106	LEU
1	A	119	VAL
1	A	128	ARG
1	A	139	GLU
1	A	146	ARG
1	A	151	THR
1	A	153	ILE
1	A	157	SER
1	A	159	ASP
1	A	165	GLU
1	A	173	LYS
1	A	183	GLN
1	A	192	LEU
1	A	212	THR
1	A	221	VAL
1	A	225	ARG
1	A	239	GLN
1	A	250	SER
1	A	254	GLU
1	A	259	ASP
1	A	260	VAL
1	A	265	PHE
1	A	273	MSE
1	A	297	LYS
1	A	307	ARG
1	A	316	GLU
1	A	319	LEU
1	A	325	VAL
1	A	327	ASP
1	A	345	LEU
1	A	355	LYS
1	A	356	LEU
1	A	358	GLU
1	A	361	LEU
1	A	374	GLN
1	A	378	LEU
1	A	379	LEU
1	A	391	LEU
1	A	400	LEU
1	A	404	LEU

Continued on next page...

Continued from previous page...

Mol	Chain	Res	Type
1	A	413	MSE
1	A	456	MSE
1	A	471	LEU
1	A	473	GLU
1	A	474	MSE
1	A	479	LYS
1	A	497	LEU
1	A	505	SER
1	A	506	ARG
1	A	536	VAL
1	A	537	ARG
1	A	554	MSE
1	A	556	ASP
1	A	562	PRO
1	A	587	ARG
1	A	591	LEU
1	A	625	PRO
1	A	640	ASN
1	A	646	MSE
1	A	658	LEU
1	B	9	LEU
1	B	16	MSE
1	B	17	LEU
1	B	21	ASN
1	B	22	ILE
1	B	37	ILE
1	B	43	LEU
1	B	44	LEU
1	B	55	ASN
1	B	63	ASP
1	B	75	VAL
1	B	78	ASN
1	B	83	ASN
1	B	94	PRO
1	B	106	LEU
1	B	119	VAL
1	B	128	ARG
1	B	139	GLU
1	B	146	ARG
1	B	151	THR
1	B	153	ILE
1	B	157	SER

Continued on next page...

Continued from previous page...

Mol	Chain	Res	Type
1	B	159	ASP
1	B	165	GLU
1	B	173	LYS
1	B	183	GLN
1	B	192	LEU
1	B	212	THR
1	B	221	VAL
1	B	225	ARG
1	B	239	GLN
1	B	250	SER
1	B	254	GLU
1	B	259	ASP
1	B	260	VAL
1	B	265	PHE
1	B	273	MSE
1	B	297	LYS
1	B	307	ARG
1	B	316	GLU
1	B	319	LEU
1	B	325	VAL
1	B	327	ASP
1	B	345	LEU
1	B	355	LYS
1	B	356	LEU
1	B	358	GLU
1	B	361	LEU
1	B	374	GLN
1	B	378	LEU
1	B	379	LEU
1	B	391	LEU
1	B	400	LEU
1	B	404	LEU
1	B	413	MSE
1	B	456	MSE
1	B	471	LEU
1	B	473	GLU
1	B	474	MSE
1	B	479	LYS
1	B	497	LEU
1	B	505	SER
1	B	506	ARG
1	B	536	VAL

Continued on next page...

Continued from previous page...

Mol	Chain	Res	Type
1	B	537	ARG
1	B	554	MSE
1	B	556	ASP
1	B	562	PRO
1	B	587	ARG
1	B	591	LEU
1	B	625	PRO
1	B	640	ASN
1	B	646	MSE
1	B	658	LEU

Sometimes sidechains can be flipped to improve hydrogen bonding and reduce clashes. All (44) such sidechains are listed below:

Mol	Chain	Res	Type
1	A	21	ASN
1	A	26	GLN
1	A	55	ASN
1	A	68	ASN
1	A	78	ASN
1	A	83	ASN
1	A	89	HIS
1	A	183	GLN
1	A	191	GLN
1	A	193	HIS
1	A	206	GLN
1	A	255	GLN
1	A	280	ASN
1	A	309	ASN
1	A	376	HIS
1	A	441	GLN
1	A	448	GLN
1	A	524	ASN
1	A	525	GLN
1	A	533	GLN
1	A	608	GLN
1	A	629	GLN
1	B	21	ASN
1	B	26	GLN
1	B	55	ASN
1	B	68	ASN
1	B	78	ASN
1	B	83	ASN

Continued on next page...

Continued from previous page...

Mol	Chain	Res	Type
1	B	89	HIS
1	B	183	GLN
1	B	191	GLN
1	B	193	HIS
1	B	206	GLN
1	B	255	GLN
1	B	280	ASN
1	B	309	ASN
1	B	376	HIS
1	B	441	GLN
1	B	448	GLN
1	B	524	ASN
1	B	525	GLN
1	B	533	GLN
1	B	608	GLN
1	B	629	GLN

5.3.3 RNA [i](#)

There are no RNA molecules in this entry.

5.4 Non-standard residues in protein, DNA, RNA chains [i](#)

There are no non-standard protein/DNA/RNA residues in this entry.

5.5 Carbohydrates [i](#)

There are no monosaccharides in this entry.

5.6 Ligand geometry [i](#)

Of 2 ligands modelled in this entry, 2 are monoatomic - leaving 0 for Mogul analysis.

There are no bond length outliers.

There are no bond angle outliers.

There are no chirality outliers.

There are no torsion outliers.

There are no ring outliers.

No monomer is involved in short contacts.

5.7 Other polymers [i](#)

There are no such residues in this entry.

5.8 Polymer linkage issues [i](#)

There are no chain breaks in this entry.

6 Fit of model and data

6.1 Protein, DNA and RNA chains

In the following table, the column labelled ‘#RSRZ > 2’ contains the number (and percentage) of RSRZ outliers, followed by percent RSRZ outliers for the chain as percentile scores relative to all X-ray entries and entries of similar resolution. The OWAB column contains the minimum, median, 95th percentile and maximum values of the occupancy-weighted average B-factor per residue. The column labelled ‘Q < 0.9’ lists the number of (and percentage) of residues with an average occupancy less than 0.9.

Mol	Chain	Analysed	<RSRZ>	#RSRZ>2	OWAB(Å ²)	Q<0.9
1	A	639/664 (96%)	0.02	15 (2%) 60 63	18, 40, 74, 138	0
1	B	639/664 (96%)	0.10	24 (3%) 40 43	18, 40, 74, 138	0
All	All	1278/1328 (96%)	0.06	39 (3%) 49 52	18, 40, 74, 138	0

All (39) RSRZ outliers are listed below:

Mol	Chain	Res	Type	RSRZ
1	B	603	ALA	8.9
1	B	607	ARG	8.3
1	B	608	GLN	7.9
1	B	611	LEU	7.5
1	B	535	GLY	6.8
1	B	609	ALA	6.0
1	B	606	ALA	5.9
1	A	606	ALA	5.8
1	A	603	ALA	5.1
1	B	610	GLY	4.9
1	B	60	TYR	3.8
1	A	609	ALA	3.7
1	B	537	ARG	3.7
1	B	664	ARG	3.5
1	B	64	HIS	3.2
1	B	536	VAL	3.1
1	B	153	ILE	3.0
1	A	215	PRO	2.9
1	A	253	LYS	2.9
1	A	1	PRO	2.8
1	B	506	ARG	2.8
1	B	642	HIS	2.8
1	A	607	ARG	2.7
1	A	664	ARG	2.7

Continued on next page...

Continued from previous page...

Mol	Chain	Res	Type	RSRZ
1	B	596	LEU	2.7
1	A	217	THR	2.6
1	B	315	LYS	2.5
1	A	602	VAL	2.5
1	A	216	LYS	2.4
1	B	602	VAL	2.4
1	B	218	GLY	2.3
1	B	612	ALA	2.2
1	A	373	GLU	2.2
1	B	216	LYS	2.1
1	A	592	LYS	2.1
1	B	1	PRO	2.1
1	A	537	ARG	2.0
1	A	254	GLU	2.0
1	B	604	SER	2.0

6.2 Non-standard residues in protein, DNA, RNA chains [i](#)

There are no non-standard protein/DNA/RNA residues in this entry.

6.3 Carbohydrates [i](#)

There are no monosaccharides in this entry.

6.4 Ligands [i](#)

In the following table, the Atoms column lists the number of modelled atoms in the group and the number defined in the chemical component dictionary. The B-factors column lists the minimum, median, 95th percentile and maximum values of B factors of atoms in the group. The column labelled 'Q < 0.9' lists the number of atoms with occupancy less than 0.9.

Mol	Type	Chain	Res	Atoms	RSCC	RSR	B-factors(Å ²)	Q < 0.9
2	MG	B	665	1/1	0.84	0.32	42,42,42,42	0
2	MG	A	665	1/1	0.86	0.41	42,42,42,42	0

6.5 Other polymers [i](#)

There are no such residues in this entry.