



Full wwPDB EM Validation Report ⓘ

Apr 18, 2024 – 05:25 pm BST

PDB ID : 7NAT
EMDB ID : EMD-12247
Title : Bacterial 30S ribosomal subunit assembly complex state A (Consensus refinement)
Authors : Schedlbauer, A.; Iturrioz, I.; Ochoa-Lizarralde, B.; Diercks, T.; Kaminishi, T.; Capuni, R.; Astigarraga, E.; Gil-Carton, D.; Fucini, P.; Connell, S.
Deposited on : 2021-01-25
Resolution : 3.59 Å (reported)
Based on initial model : 4YBB

This is a Full wwPDB EM Validation Report for a publicly released PDB entry.

We welcome your comments at validation@mail.wwpdb.org

A user guide is available at

<https://www.wwpdb.org/validation/2017/EMValidationReportHelp>

with specific help available everywhere you see the ⓘ symbol.

The types of validation reports are described at

<http://www.wwpdb.org/validation/2017/FAQs#types>.

The following versions of software and data (see [references ⓘ](#)) were used in the production of this report:

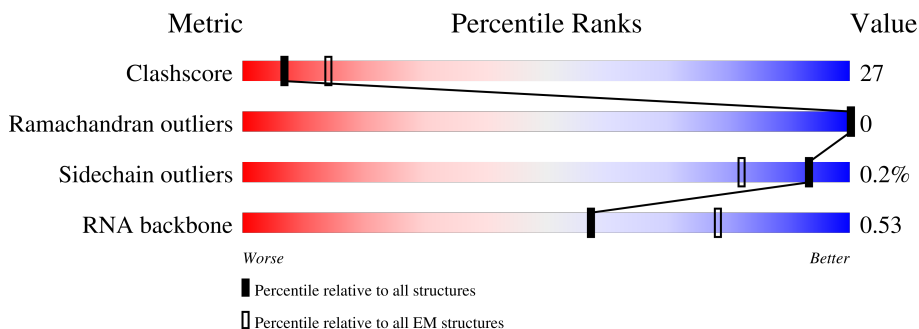
EMDB validation analysis : 0.0.1.dev92
Mogul : 1.8.4, CSD as541be (2020)
MolProbity : 4.02b-467
Percentile statistics : 20191225.v01 (using entries in the PDB archive December 25th 2019)
MapQ : 1.9.13
Ideal geometry (proteins) : Engh & Huber (2001)
Ideal geometry (DNA, RNA) : Parkinson et al. (1996)
Validation Pipeline (wwPDB-VP) : 2.36

1 Overall quality at a glance i

The following experimental techniques were used to determine the structure:
ELECTRON MICROSCOPY

The reported resolution of this entry is 3.59 Å.

Percentile scores (ranging between 0-100) for global validation metrics of the entry are shown in the following graphic. The table shows the number of entries on which the scores are based.



Metric	Whole archive (#Entries)	EM structures (#Entries)
Clashscore	158937	4297
Ramachandran outliers	154571	4023
Sidechain outliers	154315	3826
RNA backbone	4643	859

The table below summarises the geometric issues observed across the polymeric chains and their fit to the map. The red, orange, yellow and green segments of the bar indicate the fraction of residues that contain outliers for ≥ 3 , 2, 1 and 0 types of geometric quality criteria respectively. A grey segment represents the fraction of residues that are not modelled. The numeric value for each fraction is indicated below the corresponding segment, with a dot representing fractions $\leq 5\%$. The upper red bar (where present) indicates the fraction of residues that have poor fit to the EM map (all-atom inclusion $< 40\%$). The numeric value is given above the bar.

Mol	Chain	Length	Quality of chain
1	A	1542	
2	B	241	
3	C	233	
4	D	206	
5	E	167	
6	F	135	
7	G	179	

Continued on next page...

Continued from previous page...

Mol	Chain	Length	Quality of chain
8	H	130	
9	I	130	
10	J	103	
11	K	129	
12	L	124	
13	M	118	
14	N	101	
15	O	89	
16	P	82	
17	Q	84	
18	R	75	
19	S	92	
20	T	87	
21	U	71	
22	X	151	

2 Entry composition [i](#)

There are 24 unique types of molecules in this entry. The entry contains 50921 atoms, of which 0 are hydrogens and 0 are deuteriums.

In the tables below, the AltConf column contains the number of residues with at least one atom in alternate conformation and the Trace column contains the number of residues modelled with at most 2 atoms.

- Molecule 1 is a RNA chain called 16S rRNA.

Mol	Chain	Residues	Atoms					AltConf	Trace
			Total	C	N	O	P		
1	A	1430	30694	13694	5632	9938	1430	0	0

- Molecule 2 is a protein called 30S ribosomal protein S2.

Mol	Chain	Residues	Atoms					AltConf	Trace
			Total	C	N	O	S		
2	B	224	1753	1109	315	321	8	0	0

- Molecule 3 is a protein called 30S ribosomal protein S3.

Mol	Chain	Residues	Atoms					AltConf	Trace
			Total	C	N	O	S		
3	C	211	1653	1046	310	293	4	0	0

- Molecule 4 is a protein called 30S ribosomal protein S4.

Mol	Chain	Residues	Atoms					AltConf	Trace
			Total	C	N	O	S		
4	D	205	1643	1026	315	298	4	0	0

- Molecule 5 is a protein called 30S ribosomal protein S5.

Mol	Chain	Residues	Atoms					AltConf	Trace
			Total	C	N	O	S		
5	E	156	1152	717	217	212	6	0	0

- Molecule 6 is a protein called 30S ribosomal protein S6.

Mol	Chain	Residues	Atoms					AltConf	Trace
			Total	C	N	O	S		
6	F	106	862	545	156	154	7	0	0

- Molecule 7 is a protein called 30S ribosomal protein S7.

Mol	Chain	Residues	Atoms					AltConf	Trace
			Total	C	N	O	S		
7	G	151	1181	735	227	215	4	0	0

- Molecule 8 is a protein called 30S ribosomal protein S8.

Mol	Chain	Residues	Atoms					AltConf	Trace
			Total	C	N	O	S		
8	H	129	979	616	173	184	6	0	0

- Molecule 9 is a protein called 30S ribosomal protein S9.

Mol	Chain	Residues	Atoms					AltConf	Trace
			Total	C	N	O	S		
9	I	127	1022	634	206	179	3	0	0

- Molecule 10 is a protein called 30S ribosomal protein S10.

Mol	Chain	Residues	Atoms					AltConf	Trace
			Total	C	N	O	S		
10	J	99	795	498	152	144	1	0	0

- Molecule 11 is a protein called 30S ribosomal protein S11.

Mol	Chain	Residues	Atoms					AltConf	Trace
			Total	C	N	O	S		
11	K	117	877	540	174	160	3	0	0

- Molecule 12 is a protein called 30S ribosomal protein S12.

Mol	Chain	Residues	Atoms					AltConf	Trace
			Total	C	N	O	S		
12	L	123	957	591	196	165	5	0	0

- Molecule 13 is a protein called 30S ribosomal protein S13.

Mol	Chain	Residues	Atoms					AltConf	Trace
			Total	C	N	O	S		
13	M	114	883	546	178	156	3	0	0

- Molecule 14 is a protein called 30S ribosomal protein S14.

Mol	Chain	Residues	Atoms					AltConf	Trace
14	N	100	Total	C	N	O	S	0	0
			805	499	164	139	3		

- Molecule 15 is a protein called 30S ribosomal protein S15.

Mol	Chain	Residues	Atoms					AltConf	Trace
15	O	88	Total	C	N	O	S	0	0
			714	439	144	130	1		

- Molecule 16 is a protein called 30S ribosomal protein S16.

Mol	Chain	Residues	Atoms					AltConf	Trace
16	P	82	Total	C	N	O	S	0	0
			649	406	128	114	1		

- Molecule 17 is a protein called 30S ribosomal protein S17.

Mol	Chain	Residues	Atoms					AltConf	Trace
17	Q	80	Total	C	N	O	S	0	0
			648	411	121	113	3		

- Molecule 18 is a protein called 30S ribosomal protein S18.

Mol	Chain	Residues	Atoms					AltConf	Trace
18	R	65	Total	C	N	O	S	0	0
			535	339	100	95	1		

- Molecule 19 is a protein called 30S ribosomal protein S19.

Mol	Chain	Residues	Atoms					AltConf	Trace
19	S	82	Total	C	N	O	S	0	0
			658	421	125	110	2		

- Molecule 20 is a protein called 30S ribosomal protein S20.

Mol	Chain	Residues	Atoms					AltConf	Trace
20	T	86	Total	C	N	O	S	0	0
			670	414	138	115	3		

- Molecule 21 is a protein called 30S ribosomal protein S21.

Mol	Chain	Residues	Atoms				AltConf	Trace	
21	U	66	Total	C	N	O	S	0	0
			551	341	118	91	1		

- Molecule 22 is a protein called Ribosome maturation factor RimP.

Mol	Chain	Residues	Atoms				AltConf	Trace	
22	X	151	Total	C	N	O	S	0	0
			1174	742	197	230	5		

There is a discrepancy between the modelled and reference sequences:

Chain	Residue	Modelled	Actual	Comment	Reference
X	151	ALA	-	expression tag	UNP P0A8A8

- Molecule 23 is MAGNESIUM ION (three-letter code: MG) (formula: Mg).

Mol	Chain	Residues	Atoms		AltConf
23	A	64	Total	Mg	0
			64	64	
23	N	1	Total	Mg	0
			1	1	

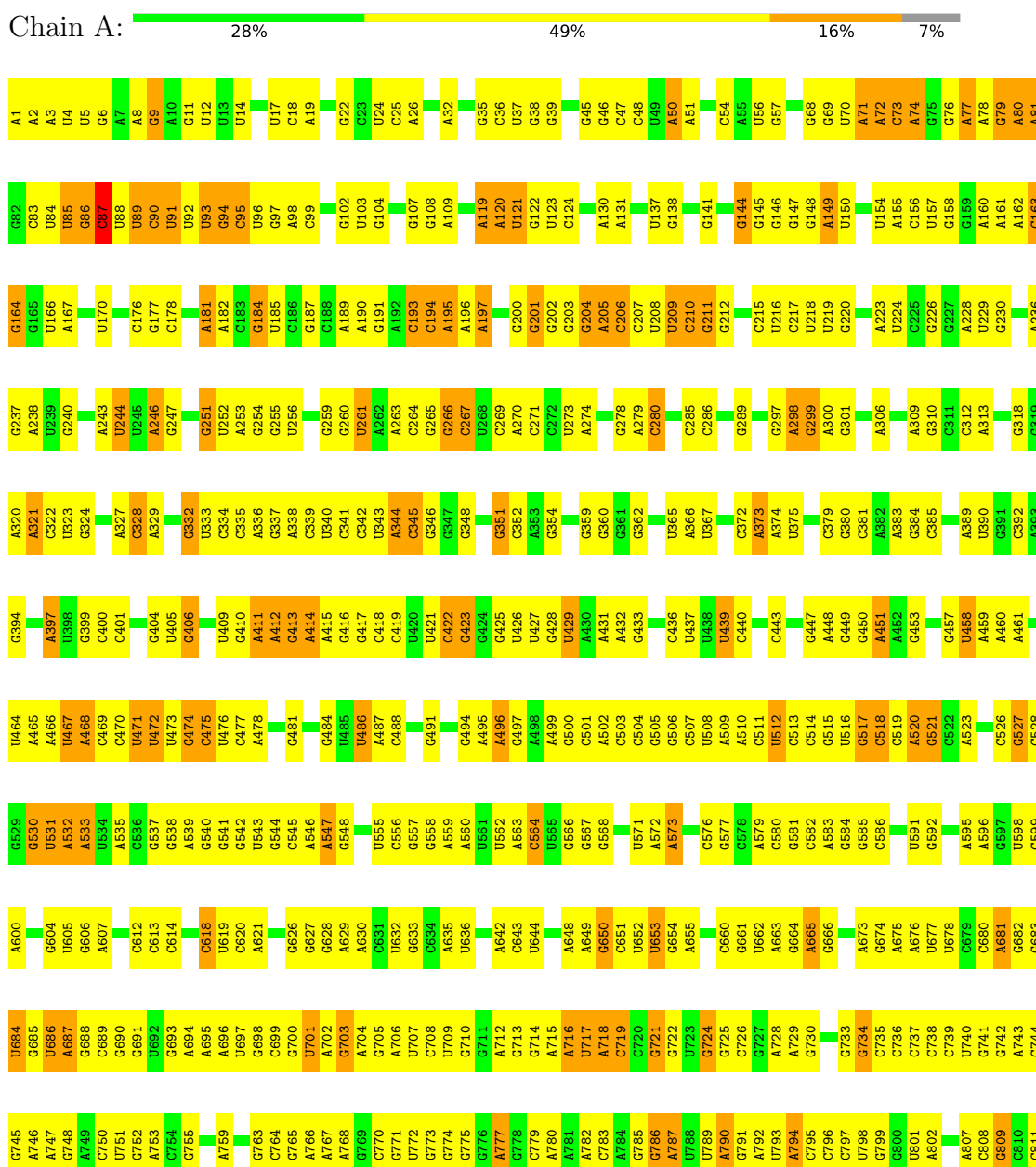
- Molecule 24 is ZINC ION (three-letter code: ZN) (formula: Zn).

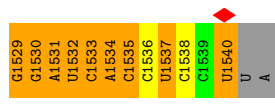
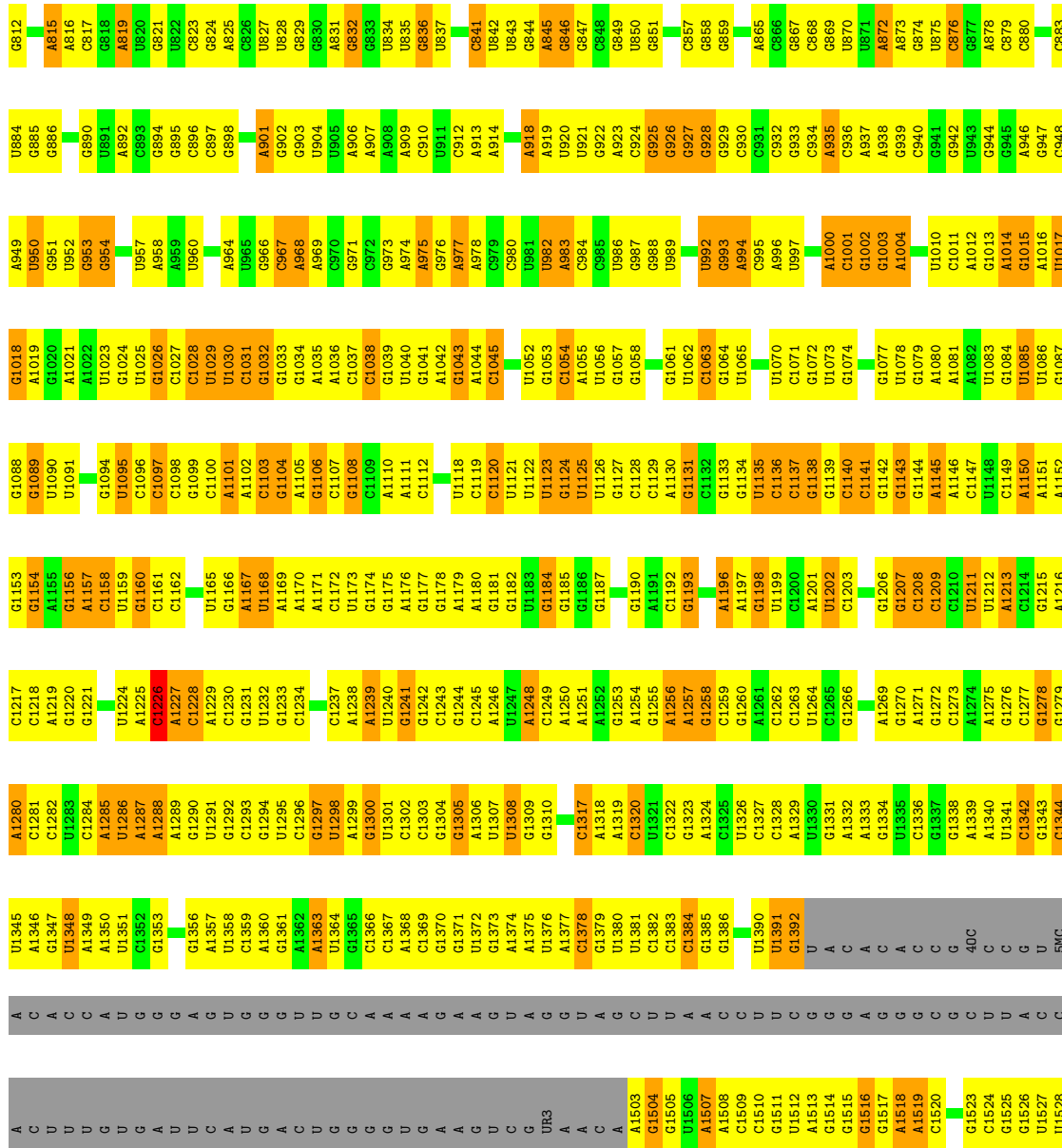
Mol	Chain	Residues	Atoms		AltConf
24	B	1	Total	Zn	0
			1	1	

3 Residue-property plots [i](#)

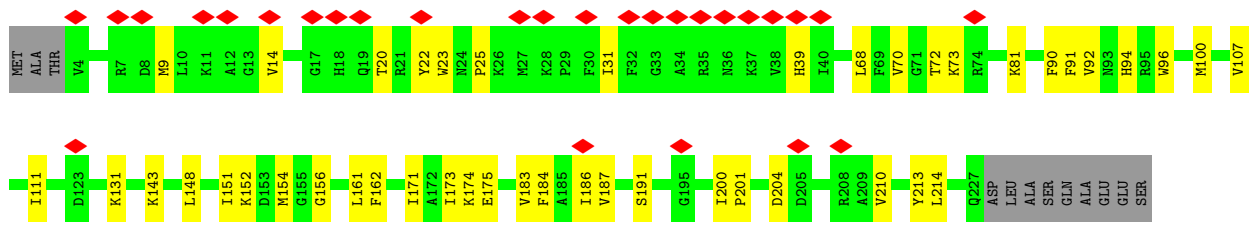
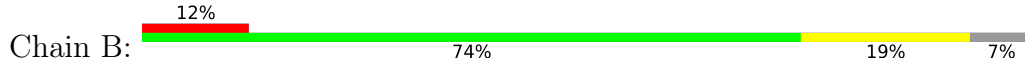
These plots are drawn for all protein, RNA, DNA and oligosaccharide chains in the entry. The first graphic for a chain summarises the proportions of the various outlier classes displayed in the second graphic. The second graphic shows the sequence view annotated by issues in geometry and atom inclusion in map density. Residues are color-coded according to the number of geometric quality criteria for which they contain at least one outlier: green = 0, yellow = 1, orange = 2 and red = 3 or more. A red diamond above a residue indicates a poor fit to the EM map for this residue (all-atom inclusion < 40%). Stretches of 2 or more consecutive residues without any outlier are shown as a green connector. Residues present in the sample, but not in the model, are shown in grey.

• Molecule 1: 16S rRNA





● Molecule 2: 30S ribosomal protein S2

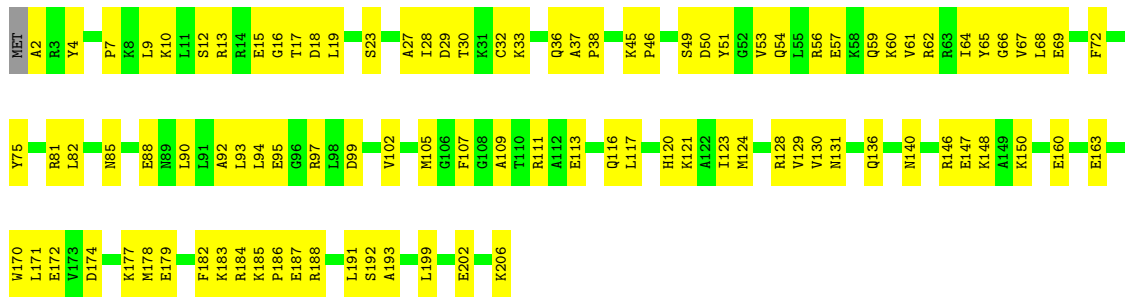


PHE
VAL
GLU
ALA
GLU

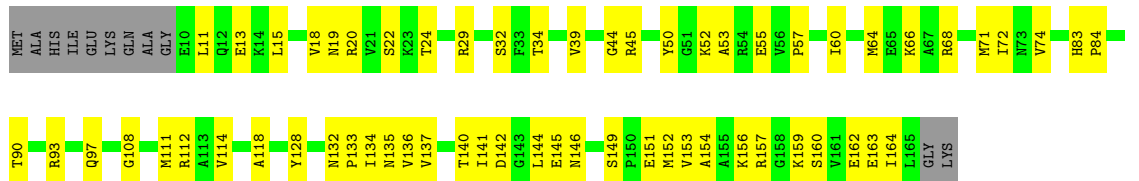
• Molecule 3: 30S ribosomal protein S3



• Molecule 4: 30S ribosomal protein S4

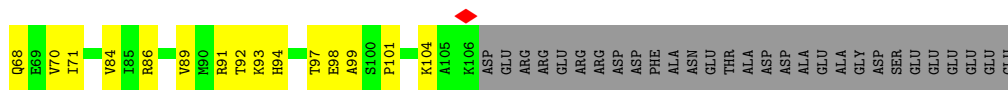


• Molecule 5: 30S ribosomal protein S5

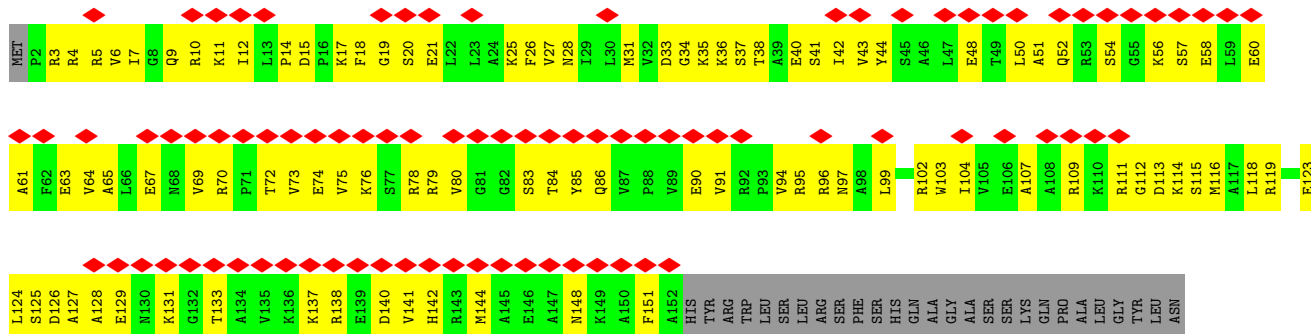


• Molecule 6: 30S ribosomal protein S6

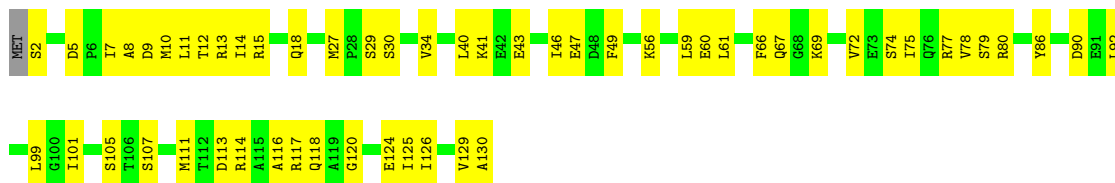




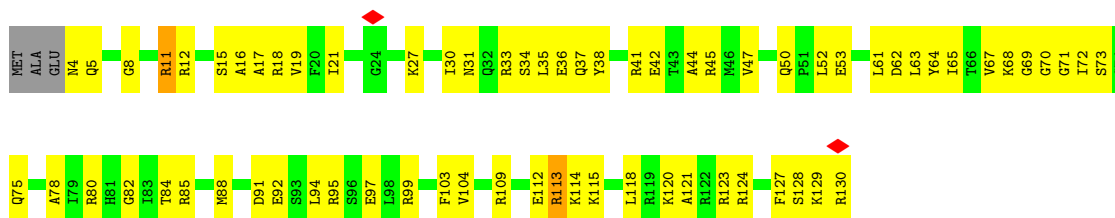
- Molecule 7: 30S ribosomal protein S7



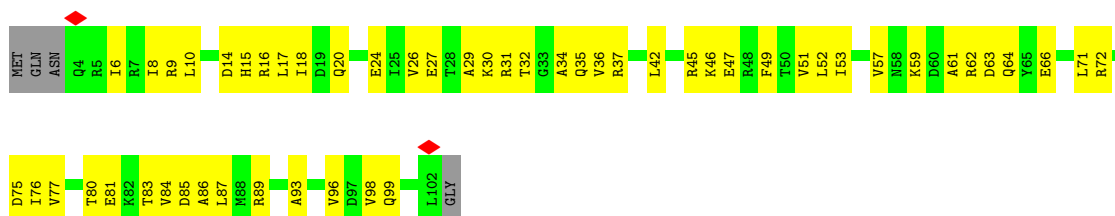
- Molecule 8: 30S ribosomal protein S8



- Molecule 9: 30S ribosomal protein S9

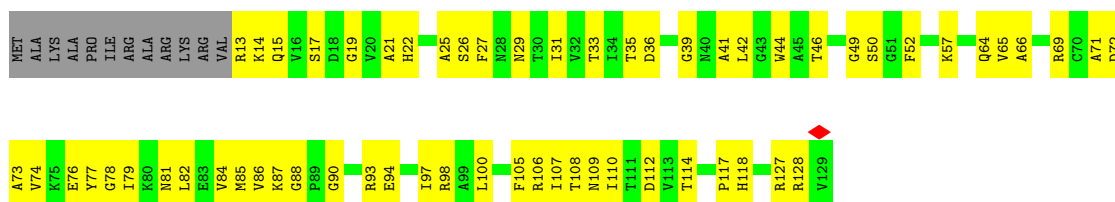


- Molecule 10: 30S ribosomal protein S10



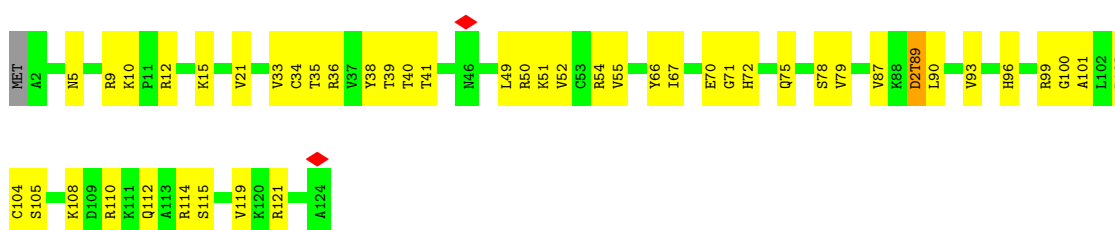
- Molecule 11: 30S ribosomal protein S11

Chain K:  43% 47% 9%



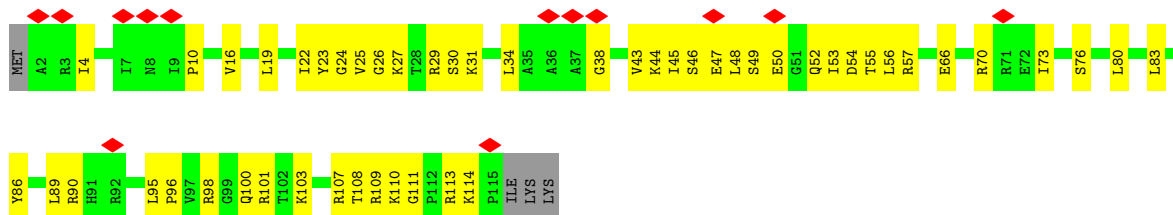
- Molecule 12: 30S ribosomal protein S12

Chain L:  62% 36% ::



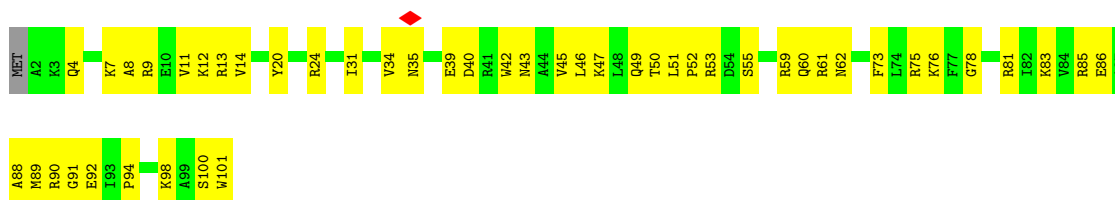
- Molecule 13: 30S ribosomal protein S13

Chain M:  11% 53% 43% .



- Molecule 14: 30S ribosomal protein S14

Chain N:  52% 47% .



- Molecule 15: 30S ribosomal protein S15

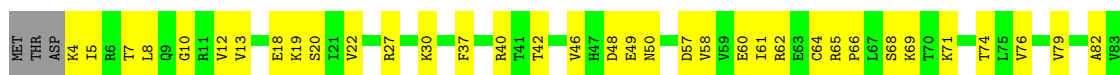
Chain O:  63% 36% .



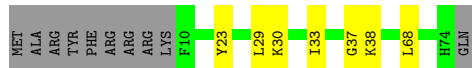
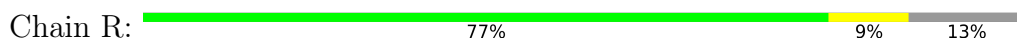
• Molecule 16: 30S ribosomal protein S16



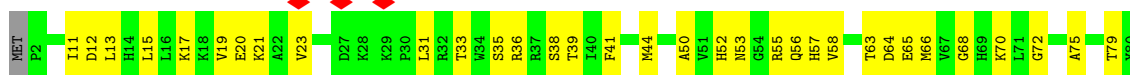
• Molecule 17: 30S ribosomal protein S17



• Molecule 18: 30S ribosomal protein S18



• Molecule 19: 30S ribosomal protein S19

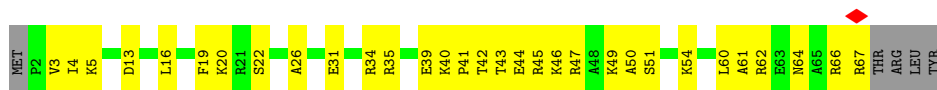


• Molecule 20: 30S ribosomal protein S20

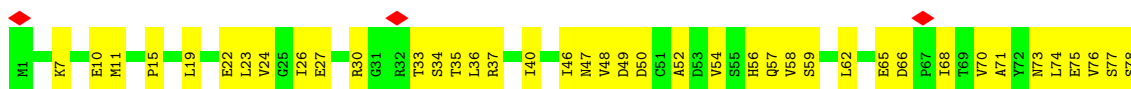


• Molecule 21: 30S ribosomal protein S21





- Molecule 22: Ribosome maturation factor RimP



4 Experimental information

Property	Value	Source
EM reconstruction method	SINGLE PARTICLE	Depositor
Imposed symmetry	POINT, C1	Depositor
Number of particles used	19301	Depositor
Resolution determination method	FSC 0.143 CUT-OFF	Depositor
CTF correction method	PHASE FLIPPING AND AMPLITUDE CORRECTION	Depositor
Microscope	FEI TITAN KRIOS	Depositor
Voltage (kV)	300	Depositor
Electron dose ($e^-/\text{\AA}^2$)	46.1	Depositor
Minimum defocus (nm)	Not provided	
Maximum defocus (nm)	Not provided	
Magnification	Not provided	
Image detector	GATAN K2 SUMMIT (4k x 4k)	Depositor
Maximum map value	0.101	Depositor
Minimum map value	-0.023	Depositor
Average map value	0.000	Depositor
Map value standard deviation	0.004	Depositor
Recommended contour level	0.016	Depositor
Map size (Å)	416.64, 416.64, 416.64	wwPDB
Map dimensions	384, 384, 384	wwPDB
Map angles (°)	90.0, 90.0, 90.0	wwPDB
Pixel spacing (Å)	1.085, 1.085, 1.085	Depositor

5 Model quality i

5.1 Standard geometry i

Bond lengths and bond angles in the following residue types are not validated in this section: 2MG, ZN, MA6, D2T, G7M, 5MC, PSU, MG

The Z score for a bond length (or angle) is the number of standard deviations the observed value is removed from the expected value. A bond length (or angle) with $|Z| > 5$ is considered an outlier worth inspection. RMSZ is the root-mean-square of all Z scores of the bond lengths (or angles).

Mol	Chain	Bond lengths		Bond angles	
		RMSZ	# Z >5	RMSZ	# Z >5
1	A	0.94	2/34159 (0.0%)	0.88	6/53283 (0.0%)
2	B	0.40	0/1784	0.51	0/2403
3	C	0.48	0/1680	0.53	0/2263
4	D	0.45	0/1665	0.49	0/2227
5	E	0.45	0/1165	0.53	0/1568
6	F	0.44	0/881	0.54	0/1189
7	G	0.36	0/1195	0.53	0/1602
8	H	0.45	0/989	0.51	0/1326
9	I	0.51	0/1034	0.67	0/1375
10	J	0.46	0/805	0.58	0/1089
11	K	0.39	0/893	0.51	0/1205
12	L	0.46	0/960	0.57	0/1286
13	M	0.49	0/892	0.58	0/1193
14	N	0.48	0/817	0.52	0/1088
15	O	0.43	0/722	0.50	0/964
16	P	0.49	0/659	0.52	0/884
17	Q	0.47	0/657	0.52	0/881
18	R	0.32	0/544	0.50	0/731
19	S	0.49	0/675	0.60	0/908
20	T	0.38	0/676	0.43	0/895
21	U	0.46	0/558	0.51	0/739
22	X	0.51	0/1192	0.74	0/1619
All	All	0.80	2/54602 (0.0%)	0.79	6/80718 (0.0%)

All (2) bond length outliers are listed below:

Mol	Chain	Res	Type	Atoms	Z	Observed(Å)	Ideal(Å)
1	A	523	A	C2'-O2'	5.78	1.49	1.41
1	A	1363	A	N9-C4	-5.07	1.34	1.37

All (6) bond angle outliers are listed below:

Mol	Chain	Res	Type	Atoms	Z	Observed(°)	Ideal(°)
1	A	1158	C	C2-N1-C1'	6.03	125.44	118.80
1	A	87	C	C2-N1-C1'	5.36	124.69	118.80
1	A	87	C	N1-C2-O2	5.30	122.08	118.90
1	A	87	C	N3-C4-N4	5.18	121.63	118.00
1	A	983	A	P-O3'-C3'	5.11	125.83	119.70
1	A	1226	C	N3-C4-N4	-5.09	114.43	118.00

There are no chirality outliers.

There are no planarity outliers.

5.2 Too-close contacts [i](#)

In the following table, the Non-H and H(model) columns list the number of non-hydrogen atoms and hydrogen atoms in the chain respectively. The H(added) column lists the number of hydrogen atoms added and optimized by MolProbity. The Clashes column lists the number of clashes within the asymmetric unit, whereas Symm-Clashes lists symmetry-related clashes.

Mol	Chain	Non-H	H(model)	H(added)	Clashes	Symm-Clashes
1	A	30694	0	15462	1086	0
2	B	1753	0	1780	42	0
3	C	1653	0	1727	145	0
4	D	1643	0	1707	91	0
5	E	1152	0	1189	63	0
6	F	862	0	864	54	0
7	G	1181	0	1238	106	0
8	H	979	0	1031	52	0
9	I	1022	0	1070	97	0
10	J	795	0	836	52	0
11	K	877	0	887	56	0
12	L	957	0	1017	54	0
13	M	883	0	941	54	0
14	N	805	0	844	54	0
15	O	714	0	734	26	0
16	P	649	0	666	24	0
17	Q	648	0	691	27	0
18	R	535	0	552	5	0
19	S	658	0	683	30	0
20	T	670	0	719	38	0
21	U	551	0	589	36	0
22	X	1174	0	1174	82	0
23	A	64	0	0	0	0
23	N	1	0	0	0	0

Continued on next page...

Continued from previous page...

Mol	Chain	Non-H	H(model)	H(added)	Clashes	Symm-Clashes
24	B	1	0	0	0	0
All	All	50921	0	36401	1993	0

The all-atom clashscore is defined as the number of clashes found per 1000 atoms (including hydrogen atoms). The all-atom clashscore for this structure is 27.

All (1993) close contacts within the same asymmetric unit are listed below, sorted by their clash magnitude.

Atom-1	Atom-2	Interatomic distance (Å)	Clash overlap (Å)
2:B:22:TYR:CE1	21:U:67:ARG:NH1	1.94	1.34
1:A:1537:U:C5'	3:C:164:ARG:HH22	1.50	1.22
1:A:1537:U:C5'	3:C:164:ARG:NH2	2.13	1.12
2:B:22:TYR:HE1	21:U:67:ARG:NH1	1.32	1.11
1:A:1537:U:H5''	3:C:164:ARG:HH22	1.00	1.08
9:I:16:ALA:HB3	9:I:68:LYS:O	1.56	1.04
12:L:87:VAL:HG13	12:L:96:HIS:NE2	1.73	1.03
22:X:115:GLY:HA3	22:X:127:VAL:HG12	1.40	1.00
2:B:22:TYR:CD1	21:U:67:ARG:NH2	2.29	0.99
22:X:128:THR:HG22	22:X:133:ASP:OD1	1.61	0.99
1:A:933:G:N7	7:G:3:ARG:NH1	2.09	0.98
2:B:22:TYR:CE1	21:U:67:ARG:CZ	2.47	0.98
1:A:1537:U:H5''	3:C:164:ARG:NH2	1.77	0.97
9:I:21:ILE:HG12	9:I:63:LEU:HG	1.46	0.96
22:X:46:ILE:HG21	22:X:78:SER:HB2	1.46	0.94
22:X:85:LEU:HD11	22:X:146:LEU:HD22	1.47	0.94
2:B:92:VAL:HG21	2:B:100:MET:SD	2.07	0.94
9:I:91:ASP:OD2	9:I:94:LEU:HG	1.68	0.92
22:X:98:GLU:O	22:X:146:LEU:HD12	1.70	0.92
1:A:1161:C:N3	1:A:1175:G:N1	2.18	0.91
22:X:34:SER:OG	22:X:71:ALA:HB3	1.70	0.91
1:A:1133:G:N1	1:A:1141:C:N3	2.19	0.91
1:A:992:U:N3	1:A:1044:A:N7	2.19	0.90
1:A:1162:C:N3	1:A:1174:G:N1	2.21	0.89
15:O:63:ARG:HD2	15:O:87:LEU:HD11	1.51	0.89
9:I:12:ARG:HB2	9:I:78:ALA:HB2	1.52	0.89
2:B:73:LYS:HE3	2:B:204:ASP:O	1.73	0.88
22:X:115:GLY:HA3	22:X:127:VAL:CG1	2.03	0.88
1:A:1537:U:H5'	3:C:164:ARG:NH2	1.87	0.88
1:A:664:G:H22	1:A:741:G:H1	1.22	0.88
2:B:22:TYR:CE1	21:U:67:ARG:NH2	2.42	0.87
9:I:123:ARG:NH1	9:I:124:ARG:O	2.07	0.87

Continued on next page...

Continued from previous page...

Atom-1	Atom-2	Interatomic distance (Å)	Clash overlap (Å)
1:A:823:C:HO2'	8:H:2:SER:N	1.72	0.87
9:I:34:SER:O	9:I:37:GLN:NE2	2.08	0.86
2:B:111:ILE:HD12	2:B:152:LYS:HA	1.59	0.84
1:A:1080:A:OP1	5:E:52:LYS:HD2	1.78	0.84
3:C:22:TRP:HB3	3:C:59:ARG:H	1.40	0.84
22:X:118:LYS:CG	22:X:128:THR:HG23	2.10	0.82
1:A:954:G:H21	1:A:1227:A:H62	1.24	0.82
3:C:40:ARG:NH1	3:C:55:ILE:O	2.13	0.82
3:C:132:ARG:HD3	3:C:136:ARG:HH22	1.43	0.82
1:A:944:G:N1	1:A:1338:G:OP2	2.13	0.81
1:A:1097:C:HO2'	1:A:1169:A:HO2'	1.21	0.81
1:A:1533:C:O2'	1:A:1534:A:H5'	1.80	0.81
1:A:1537:U:H5'	3:C:164:ARG:CZ	2.10	0.81
1:A:107:G:N7	20:T:10:ARG:NH2	2.28	0.81
2:B:22:TYR:HE1	21:U:67:ARG:CZ	1.91	0.81
1:A:447:G:N1	1:A:486:U:OP2	2.12	0.81
1:A:1158:C:N3	1:A:1181:G:N1	2.29	0.81
20:T:15:GLU:OE1	20:T:15:GLU:N	2.14	0.80
1:A:841:C:N4	1:A:844:G:OP2	2.14	0.80
7:G:113:ASP:HB3	7:G:118:LEU:HD22	1.63	0.80
1:A:920:U:O4'	1:A:1080:A:C2	2.35	0.79
4:D:45:LYS:NZ	4:D:46:PRO:O	2.15	0.79
1:A:954:G:H1	1:A:1226:C:H42	1.29	0.79
6:F:33:GLU:OE1	6:F:35:LYS:NZ	2.15	0.79
1:A:90:C:O2'	1:A:91:U:H5'	1.83	0.78
1:A:1250:A:OP1	9:I:69:GLY:N	2.16	0.78
1:A:176:C:OP1	20:T:24:ARG:NH2	2.17	0.78
2:B:23:TRP:HZ3	2:B:25:PRO:HA	1.48	0.78
17:Q:4:LYS:NZ	17:Q:5:ILE:O	2.16	0.78
1:A:564:C:OP1	12:L:12:ARG:NE	2.16	0.78
1:A:786:G:N2	1:A:796:C:O2	2.16	0.78
1:A:90:C:O2'	1:A:91:U:C5'	2.32	0.77
1:A:786:G:N1	1:A:796:C:N3	2.30	0.77
11:K:86:VAL:HG13	11:K:93:ARG:HH21	1.48	0.77
1:A:1052:U:N3	1:A:1206:G:O6	2.15	0.77
1:A:266:G:O6	1:A:271:C:N4	2.18	0.77
1:A:17:U:O2	1:A:1079:G:N2	2.16	0.77
1:A:1038:C:H2'	1:A:1039:G:H8	1.48	0.77
1:A:890:G:O2'	1:A:906:A:N6	2.17	0.77
1:A:158:G:N1	1:A:163:C:N3	2.28	0.76
22:X:47:ASN:HB2	22:X:49:ASP:OD1	1.84	0.76

Continued on next page...

Continued from previous page...

Atom-1	Atom-2	Interatomic distance (Å)	Clash overlap (Å)
22:X:73:ASN:O	22:X:74:LEU:HG	1.84	0.76
9:I:114:LYS:HA	9:I:121:ALA:HB2	1.67	0.76
3:C:79:LYS:HG3	3:C:80:LYS:HD2	1.67	0.76
7:G:51:ALA:HB2	7:G:58:GLU:HB3	1.68	0.76
5:E:149:SER:H	5:E:152:MET:HE3	1.50	0.76
1:A:787:A:N1	1:A:795:C:N4	2.35	0.75
12:L:99:ARG:NH2	12:L:105:SER:O	2.18	0.75
1:A:987:G:H2'	1:A:988:G:H8	1.51	0.75
1:A:343:U:O2'	1:A:346:G:O6	2.02	0.75
1:A:94:G:N1	1:A:97:G:O6	2.18	0.75
19:S:53:ASN:OD1	19:S:56:GLN:O	2.05	0.75
1:A:344:A:H5''	1:A:345:C:H5	1.51	0.75
1:A:938:A:O2'	7:G:95:ARG:NH2	2.18	0.75
1:A:210:C:O2	1:A:211:G:N1	2.17	0.75
1:A:1249:C:OP1	9:I:38:TYR:OH	2.05	0.75
1:A:415:A:N6	1:A:428:G:O6	2.16	0.74
3:C:91:VAL:HA	3:C:94:ILE:HG22	1.68	0.74
5:E:57:PRO:HA	5:E:60:ILE:HG22	1.68	0.74
10:J:27:GLU:O	10:J:31:ARG:NH1	2.20	0.74
6:F:21:MET:SD	6:F:24:ARG:NH1	2.60	0.74
9:I:88:MET:SD	9:I:95:ARG:NH1	2.59	0.74
1:A:158:G:O6	1:A:163:C:N4	2.14	0.74
1:A:689:C:OP1	11:K:46:THR:HG21	1.86	0.74
1:A:1025:U:H5''	1:A:1026:G:H5'	1.68	0.74
1:A:1376:U:H2'	1:A:1377:A:C8	2.23	0.74
15:O:45:GLU:N	15:O:45:GLU:OE1	2.20	0.74
1:A:1537:U:OP1	3:C:164:ARG:NH2	2.21	0.74
4:D:64:ILE:O	4:D:111:ARG:NH1	2.20	0.74
11:K:82:LEU:O	11:K:108:THR:N	2.20	0.73
15:O:26:GLU:OE1	15:O:26:GLU:N	2.19	0.73
1:A:605:U:O2	1:A:633:G:N1	2.16	0.73
12:L:90:LEU:HD23	12:L:93:VAL:HG21	1.71	0.73
1:A:841:C:O2	1:A:845:A:N6	2.21	0.73
1:A:157:U:O2	1:A:164:G:N1	2.15	0.73
9:I:17:ALA:HB2	9:I:67:VAL:HG23	1.71	0.73
1:A:501:C:OP1	12:L:114:ARG:NH2	2.21	0.73
1:A:835:U:N3	1:A:851:G:O6	2.17	0.73
15:O:61:SER:O	15:O:65:LYS:NZ	2.22	0.73
1:A:256:U:O4	1:A:270:A:N6	2.18	0.72
1:A:443:C:N3	1:A:491:G:N1	2.32	0.72
3:C:59:ARG:HE	3:C:64:ILE:HG21	1.53	0.72

Continued on next page...

Continued from previous page...

Atom-1	Atom-2	Interatomic distance (Å)	Clash overlap (Å)
10:J:37:ARG:HG3	10:J:75:ASP:HB3	1.70	0.72
1:A:531:U:H5'	3:C:161:GLU:OE2	1.88	0.72
6:F:6:ILE:HG12	6:F:71:ILE:HD11	1.72	0.72
1:A:1291:U:H2'	1:A:1292:G:H8	1.54	0.72
1:A:1376:U:H2'	1:A:1377:A:H8	1.54	0.72
1:A:1516:2MG:N2	1:A:1519:MA6:OP2	2.22	0.72
7:G:86:GLN:NE2	7:G:144:MET:SD	2.63	0.72
9:I:19:VAL:HG13	9:I:65:ILE:HG22	1.72	0.72
12:L:70:GLU:O	12:L:108:LYS:NZ	2.22	0.72
9:I:97:GLU:OE1	9:I:97:GLU:N	2.21	0.71
1:A:897:C:H2'	1:A:898:G:H8	1.55	0.71
1:A:1038:C:H2'	1:A:1039:G:C8	2.25	0.71
1:A:687:A:N1	1:A:700:G:O2'	2.19	0.71
1:A:1162:C:O2	1:A:1174:G:N2	2.16	0.71
1:A:1287:A:H2'	1:A:1288:A:C8	2.25	0.71
1:A:1213:A:O2'	1:A:1215:G:N7	2.20	0.71
1:A:261:U:OP2	20:T:74:ARG:NH2	2.24	0.71
12:L:33:VAL:C	12:L:55:VAL:HG23	2.10	0.71
1:A:108:G:H5'	1:A:109:A:H5''	1.73	0.71
1:A:925:G:OP1	1:A:925:G:N2	2.23	0.71
1:A:1161:C:O2	1:A:1175:G:N2	2.20	0.71
12:L:89:D2T:OD1	12:L:90:LEU:CD1	2.39	0.71
1:A:181:A:N6	1:A:195:A:OP2	2.24	0.71
1:A:1280:A:OP2	10:J:9:ARG:NH2	2.23	0.71
8:H:5:ASP:OD2	8:H:77:ARG:NH1	2.23	0.71
22:X:115:GLY:CA	22:X:127:VAL:CG1	2.68	0.71
1:A:517:G:N2	1:A:533:A:OP1	2.24	0.70
1:A:865:A:N3	1:A:918:A:O2'	2.23	0.70
1:A:797:C:H5'	11:K:127:ARG:HH22	1.56	0.70
1:A:880:C:OP1	12:L:5:ASN:ND2	2.24	0.70
1:A:811:C:O2'	1:A:901:A:N1	2.25	0.70
1:A:926:G:N2	1:A:927:G:N3	2.38	0.70
1:A:1382:C:H2'	1:A:1383:C:H6	1.56	0.70
11:K:22:HIS:ND1	11:K:85:MET:SD	2.61	0.70
1:A:1162:C:N4	1:A:1174:G:O6	2.17	0.70
3:C:169:ARG:NH1	3:C:171:GLY:O	2.25	0.70
3:C:28:GLU:N	3:C:28:GLU:OE1	2.23	0.70
3:C:36:ASP:HB3	3:C:59:ARG:HH12	1.56	0.70
13:M:43:VAL:HG21	13:M:48:LEU:HD13	1.72	0.70
1:A:1253:G:OP1	10:J:46:LYS:NZ	2.24	0.70
7:G:112:GLY:O	7:G:119:ARG:NE	2.24	0.70

Continued on next page...

Continued from previous page...

Atom-1	Atom-2	Interatomic distance (Å)	Clash overlap (Å)
17:Q:20:SER:HA	17:Q:48:ASP:H	1.57	0.70
3:C:19:ASN:ND2	14:N:90:ARG:O	2.25	0.70
22:X:113:TRP:HB3	22:X:129:VAL:HG11	1.73	0.70
1:A:612:C:O2	1:A:628:G:N2	2.18	0.70
12:L:36:ARG:NH1	22:X:77:SER:OG	2.24	0.70
19:S:53:ASN:CG	19:S:56:GLN:O	2.31	0.70
1:A:696:A:N3	1:A:786:G:O2'	2.23	0.69
1:A:1078:U:C1'	5:E:90:THR:HG21	2.21	0.69
5:E:57:PRO:HA	5:E:60:ILE:CG2	2.21	0.69
9:I:104:VAL:HG12	9:I:104:VAL:O	1.92	0.69
1:A:947:G:N1	1:A:1234:C:N3	2.35	0.69
1:A:1537:U:C5'	3:C:164:ARG:CZ	2.69	0.69
9:I:18:ARG:O	9:I:65:ILE:HA	1.93	0.69
12:L:49:LEU:HD13	22:X:52:ALA:HB1	1.73	0.69
13:M:107:ARG:HA	13:M:110:LYS:HB3	1.73	0.69
16:P:17:TYR:O	16:P:39:PHE:N	2.21	0.69
1:A:885:G:OP2	12:L:15:LYS:NZ	2.26	0.69
1:A:1166:G:O2'	1:A:1169:A:N6	2.24	0.69
7:G:74:GLU:OE2	7:G:96:ARG:NH2	2.25	0.69
1:A:1280:A:OP1	10:J:9:ARG:NH1	2.23	0.69
2:B:187:VAL:HG13	2:B:191:SER:HB2	1.75	0.69
6:F:99:ALA:O	6:F:104:LYS:NZ	2.20	0.69
9:I:82:GLY:HA2	9:I:85:ARG:HD3	1.74	0.69
1:A:464:U:N3	1:A:467:U:OP2	2.19	0.69
1:A:375:U:OP1	16:P:70:ARG:NH1	2.24	0.69
1:A:935:A:O2'	1:A:1383:C:O2	2.08	0.69
1:A:104:G:N7	20:T:9:LYS:NZ	2.38	0.69
1:A:845:A:C6	1:A:846:G:H1'	2.28	0.69
1:A:380:G:N2	1:A:383:A:OP2	2.24	0.69
1:A:939:G:H4'	7:G:102:ARG:HH2	1.56	0.69
3:C:81:GLY:O	3:C:85:GLU:N	2.24	0.68
1:A:1532:U:O2'	1:A:1533:C:O5'	2.10	0.68
14:N:51:LEU:HG	14:N:52:PRO:HD2	1.75	0.68
1:A:252:U:O4	1:A:253:A:N6	2.24	0.68
8:H:74:SER:N	8:H:130:ALA:O	2.25	0.68
1:A:1062:U:O4	3:C:2:GLY:N	2.26	0.68
1:A:1359:C:OP1	14:N:62:ASN:ND2	2.27	0.68
1:A:1256:A:O2'	1:A:1278:G:O6	2.11	0.68
1:A:259:G:OP2	20:T:78:ASN:ND2	2.27	0.68
1:A:269:C:H2'	1:A:270:A:C8	2.29	0.68
5:E:164:ILE:O	8:H:114:ARG:NH2	2.25	0.68

Continued on next page...

Continued from previous page...

Atom-1	Atom-2	Interatomic distance (Å)	Clash overlap (Å)
1:A:841:C:C2	1:A:845:A:N6	2.62	0.68
4:D:163:GLU:OE1	4:D:163:GLU:N	2.26	0.68
1:A:613:C:OP1	4:D:81:ARG:NH1	2.24	0.67
1:A:791:G:N2	1:A:793:U:O4	2.26	0.67
19:S:33:THR:HG22	19:S:35:SER:H	1.59	0.67
1:A:406:G:H21	4:D:116:GLN:HE22	1.42	0.67
1:A:927:G:O6	1:A:1390:U:O2'	2.11	0.67
1:A:947:G:N2	1:A:1234:C:O2	2.19	0.67
1:A:1133:G:N2	1:A:1141:C:O2	2.26	0.67
1:A:1147:C:O2	9:I:18:ARG:NH2	2.28	0.67
17:Q:58:VAL:HG13	17:Q:79:VAL:HG23	1.76	0.67
9:I:113:ARG:NH2	10:J:64:GLN:OE1	2.27	0.67
22:X:126:THR:HA	22:X:134:GLU:O	1.94	0.67
1:A:714:G:H2'	1:A:715:A:C8	2.30	0.67
1:A:987:G:H2'	1:A:988:G:C8	2.30	0.67
3:C:156:ARG:H	3:C:163:ALA:HA	1.59	0.67
7:G:90:GLU:OE2	7:G:96:ARG:NH2	2.26	0.67
1:A:193:C:O2'	20:T:59:ASP:OD2	2.12	0.67
22:X:24:VAL:HG13	22:X:90:HIS:CE1	2.29	0.67
1:A:628:G:H2'	1:A:629:A:C8	2.29	0.67
4:D:54:GLN:HA	4:D:199:LEU:HD13	1.77	0.67
13:M:53:ILE:HA	13:M:56:LEU:HD12	1.75	0.67
1:A:427:U:OP1	4:D:13:ARG:NH2	2.28	0.67
1:A:824:G:H2'	1:A:825:A:H8	1.59	0.67
1:A:269:C:H2'	1:A:270:A:H8	1.59	0.67
2:B:68:LEU:HB3	2:B:161:LEU:HD23	1.77	0.67
9:I:47:VAL:HG23	9:I:80:ARG:HH11	1.59	0.67
12:L:89:D2T:OD1	12:L:90:LEU:HD12	1.94	0.67
1:A:1218:C:H2'	1:A:1219:A:H8	1.60	0.66
9:I:84:THR:HG21	9:I:103:PHE:HB3	1.75	0.66
1:A:333:U:OP1	20:T:2:ALA:N	2.28	0.66
1:A:1158:C:N4	1:A:1181:G:O6	2.19	0.66
1:A:1328:C:O2'	13:M:29:ARG:NH2	2.23	0.66
1:A:1382:C:H1'	7:G:79:ARG:NH1	2.11	0.66
1:A:69:G:O6	1:A:98:A:N6	2.28	0.66
1:A:950:U:H3'	13:M:101:ARG:HH12	1.60	0.66
1:A:1376:U:O3'	7:G:95:ARG:NH2	2.28	0.66
3:C:19:ASN:OD1	3:C:54:ARG:NH2	2.27	0.66
3:C:50:ALA:O	3:C:70:THR:OG1	2.13	0.66
13:M:83:LEU:HD11	19:S:66:MET:HG2	1.76	0.66
21:U:19:PHE:O	21:U:22:SER:OG	2.12	0.66

Continued on next page...

Continued from previous page...

Atom-1	Atom-2	Interatomic distance (Å)	Clash overlap (Å)
22:X:46:ILE:O	22:X:46:ILE:HG23	1.95	0.66
1:A:662:U:OP2	6:F:93:LYS:NZ	2.27	0.66
22:X:46:ILE:HG21	22:X:78:SER:CB	2.25	0.66
1:A:1179:A:H5''	9:I:104:VAL:HG12	1.77	0.66
4:D:188:ARG:NH1	4:D:188:ARG:O	2.28	0.66
1:A:789:U:N3	1:A:792:A:OP2	2.29	0.66
1:A:836:G:N1	1:A:850:U:O2	2.20	0.66
1:A:1074:G:O2'	1:A:1101:A:N1	2.24	0.66
1:A:1503:A:N7	1:A:1504:G:O2'	2.28	0.66
1:A:688:G:O2'	1:A:704:A:N1	2.27	0.65
12:L:72:HIS:CG	22:X:49:ASP:HB3	2.32	0.65
1:A:780:A:N6	1:A:801:U:OP2	2.26	0.65
8:H:111:MET:SD	8:H:111:MET:N	2.70	0.65
15:O:18:ASP:OD2	15:O:20:ASN:ND2	2.30	0.65
1:A:1160:G:H22	1:A:1176:A:H2	1.45	0.65
14:N:39:GLU:HA	14:N:42:TRP:HB3	1.78	0.65
1:A:1079:G:H2'	1:A:1080:A:C8	2.31	0.65
1:A:1157:A:H5''	2:B:131:LYS:HE2	1.78	0.65
4:D:170:TRP:CD2	4:D:186:PRO:HB3	2.32	0.65
1:A:471:U:H2'	1:A:472:U:C6	2.30	0.65
6:F:19:PRO:HA	6:F:22:ILE:HG12	1.78	0.65
10:J:42:LEU:HB2	10:J:71:LEU:HD22	1.78	0.65
1:A:795:C:H5''	11:K:128:ARG:HE	1.60	0.65
3:C:14:ILE:HG22	3:C:15:VAL:HG13	1.77	0.65
3:C:169:ARG:NH2	3:C:172:ARG:HA	2.10	0.65
1:A:1158:C:O2	1:A:1181:G:N2	2.29	0.65
1:A:642:A:C5	8:H:107:SER:HA	2.32	0.65
1:A:797:C:OP1	11:K:127:ARG:NH1	2.29	0.65
17:Q:12:VAL:CG1	17:Q:57:ASP:OD1	2.45	0.65
1:A:1218:C:H2'	1:A:1219:A:C8	2.32	0.64
14:N:49:GLN:HE22	19:S:12:ASP:HA	1.62	0.64
14:N:92:GLU:OE1	14:N:92:GLU:N	2.30	0.64
1:A:1340:A:O2'	9:I:130:ARG:NH1	2.30	0.64
21:U:43:THR:OG1	21:U:44:GLU:OE1	2.14	0.64
1:A:517:G:C2	1:A:530:G:H1'	2.32	0.64
3:C:152:GLU:HG2	3:C:167:TRP:HB3	1.80	0.64
6:F:101:PRO:HA	6:F:104:LYS:HB2	1.79	0.64
9:I:30:ILE:O	9:I:33:ARG:N	2.30	0.64
16:P:77:GLU:O	16:P:81:ALA:N	2.28	0.64
1:A:1124:G:N2	1:A:1125:U:O4	2.30	0.64
11:K:46:THR:HG23	11:K:49:GLY:H	1.60	0.64

Continued on next page...

Continued from previous page...

Atom-1	Atom-2	Interatomic distance (Å)	Clash overlap (Å)
1:A:925:G:H22	1:A:1531:A:N6	1.95	0.64
4:D:36:GLN:NE2	4:D:37:ALA:O	2.31	0.64
9:I:12:ARG:CB	9:I:78:ALA:HB2	2.27	0.64
12:L:114:ARG:HB2	12:L:119:VAL:HB	1.80	0.64
1:A:56:U:H2'	1:A:57:G:H8	1.61	0.64
1:A:825:A:O2'	8:H:9:ASP:OD1	2.15	0.64
1:A:1250:A:H2'	1:A:1251:A:C8	2.32	0.64
22:X:123:GLU:O	22:X:137:ALA:HA	1.98	0.64
8:H:18:GLN:HE21	8:H:72:VAL:HG12	1.63	0.64
1:A:1249:C:N4	1:A:1288:A:OP2	2.30	0.64
15:O:26:GLU:OE2	15:O:77:ARG:NH1	2.31	0.64
1:A:1348:U:H2'	1:A:1349:A:H8	1.62	0.63
1:A:1374:A:H5'	7:G:10:ARG:HH21	1.62	0.63
1:A:1532:U:H2'	1:A:1533:C:H6	1.64	0.63
4:D:13:ARG:HH21	4:D:38:PRO:HA	1.63	0.63
1:A:685:G:N1	1:A:704:A:OP2	2.18	0.63
7:G:67:GLU:HA	7:G:70:ARG:HG2	1.79	0.63
1:A:309:A:O2'	1:A:607:A:N1	2.31	0.63
13:M:86:TYR:CZ	13:M:90:ARG:HD2	2.34	0.63
1:A:162:A:C5	1:A:163:C:H1'	2.33	0.63
1:A:263:A:OP2	20:T:74:ARG:NH1	2.31	0.63
1:A:978:A:O2'	1:A:1322:C:N3	2.30	0.63
11:K:13:ARG:N	11:K:76:GLU:HB2	2.13	0.63
12:L:51:LYS:O	12:L:52:VAL:HG23	1.98	0.63
1:A:404:G:N7	4:D:2:ALA:N	2.46	0.63
1:A:1124:G:O2'	1:A:1127:G:O6	2.11	0.63
9:I:42:GLU:OE1	9:I:45:ARG:NH1	2.25	0.63
1:A:1140:C:O2'	1:A:1141:C:O5'	2.16	0.63
1:A:1143:G:H2'	1:A:1144:G:H8	1.63	0.63
5:E:136:VAL:O	5:E:140:THR:OG1	2.13	0.63
22:X:115:GLY:C	22:X:127:VAL:HG13	2.19	0.63
1:A:1118:U:OP1	9:I:11:ARG:NH2	2.32	0.63
4:D:57:GLU:HB3	4:D:199:LEU:HD11	1.81	0.63
1:A:25:C:H2'	1:A:26:A:H8	1.64	0.62
1:A:1526:G:N7	21:U:40:LYS:NZ	2.34	0.62
1:A:458:U:H2'	1:A:459:A:C8	2.34	0.62
16:P:17:TYR:HB2	16:P:39:PHE:HB3	1.81	0.62
1:A:666:G:H5'	1:A:726:C:H1'	1.81	0.62
1:A:1177:G:OP1	9:I:99:ARG:NH2	2.32	0.62
15:O:15:PHE:O	15:O:17:ARG:NH2	2.31	0.62
19:S:31:LEU:H	19:S:31:LEU:HD23	1.64	0.62

Continued on next page...

Continued from previous page...

Atom-1	Atom-2	Interatomic distance (Å)	Clash overlap (Å)
1:A:273:U:O4	1:A:274:A:N6	2.32	0.62
1:A:410:G:N1	1:A:431:A:OP2	2.29	0.62
1:A:619:U:O2'	4:D:128:ARG:NH2	2.32	0.62
9:I:30:ILE:HG22	9:I:35:LEU:HA	1.80	0.62
1:A:85:U:H1'	1:A:86:G:H5''	1.80	0.62
1:A:677:U:H3	1:A:713:G:H22	1.45	0.62
1:A:1071:C:H2'	1:A:1072:G:H8	1.63	0.62
20:T:48:GLN:HA	20:T:51:PHE:HB3	1.80	0.62
1:A:255:G:O3'	17:Q:19:LYS:NZ	2.25	0.62
8:H:67:GLN:O	8:H:69:LYS:NZ	2.33	0.62
12:L:71:GLY:HA3	12:L:99:ARG:NH2	2.15	0.62
1:A:324:G:N1	1:A:327:A:OP2	2.33	0.62
1:A:1249:C:OP1	9:I:68:LYS:NZ	2.22	0.62
1:A:1187:G:N3	14:N:100:SER:OG	2.32	0.62
1:A:1350:A:O2'	7:G:33:ASP:OD1	2.12	0.62
16:P:69:ASP:OD1	16:P:69:ASP:N	2.32	0.62
17:Q:12:VAL:HG11	17:Q:57:ASP:OD1	2.00	0.62
1:A:147:G:H2'	1:A:148:G:C8	2.34	0.62
1:A:344:A:OP2	1:A:345:C:N4	2.26	0.62
1:A:937:A:O3'	7:G:76:LYS:NZ	2.32	0.62
1:A:1137:C:O2	1:A:1138:G:N2	2.33	0.62
12:L:87:VAL:CG1	12:L:96:HIS:NE2	2.57	0.62
1:A:796:C:O3'	11:K:127:ARG:NH2	2.33	0.61
1:A:1014:A:H2'	1:A:1015:G:C8	2.35	0.61
1:A:1537:U:C5'	3:C:164:ARG:NH1	2.63	0.61
8:H:13:ARG:HD2	8:H:27:MET:HG3	1.81	0.61
17:Q:57:ASP:HB3	17:Q:82:ALA:HB2	1.82	0.61
1:A:1278:G:H4'	1:A:1279:G:C4	2.35	0.61
1:A:1340:A:O3'	9:I:130:ARG:NH2	2.33	0.61
6:F:42:TRP:HZ2	6:F:61:LEU:HD12	1.64	0.61
19:S:65:GLU:OE1	19:S:65:GLU:N	2.34	0.61
1:A:897:C:H2'	1:A:898:G:C8	2.35	0.61
5:E:162:GLU:OE1	5:E:162:GLU:N	2.31	0.61
1:A:1166:G:N1	1:A:1169:A:OP2	2.29	0.61
3:C:125:GLU:OE2	3:C:190:HIS:N	2.33	0.61
5:E:32:SER:OG	5:E:53:ALA:O	2.14	0.61
7:G:91:VAL:O	7:G:96:ARG:NH1	2.31	0.61
10:J:51:VAL:HG23	14:N:81:ARG:HB2	1.81	0.61
1:A:1250:A:H4'	9:I:70:GLY:N	2.16	0.61
1:A:1359:C:OP2	14:N:75:ARG:NE	2.34	0.61
4:D:177:LYS:HG3	4:D:179:GLU:HG3	1.82	0.61

Continued on next page...

Continued from previous page...

Atom-1	Atom-2	Interatomic distance (Å)	Clash overlap (Å)
11:K:66:ALA:HA	11:K:69:ARG:HB3	1.83	0.61
1:A:878:A:H2'	1:A:879:C:C6	2.35	0.61
1:A:1144:G:H21	1:A:1146:A:H62	1.49	0.61
1:A:1161:C:N4	1:A:1175:G:O6	2.31	0.61
1:A:1513:A:H2'	1:A:1514:G:H8	1.66	0.61
6:F:1:MET:HB2	6:F:65:GLU:HG2	1.83	0.61
12:L:100:GLY:N	12:L:104:CYS:SG	2.63	0.61
1:A:745:G:H2'	1:A:746:A:H8	1.66	0.61
1:A:1080:A:OP1	5:E:50:TYR:OH	2.18	0.61
8:H:5:ASP:OD1	8:H:8:ALA:N	2.32	0.61
15:O:33:THR:HG22	15:O:63:ARG:HH11	1.65	0.61
1:A:246:A:N1	1:A:278:G:O2'	2.30	0.61
1:A:477:C:H2'	1:A:478:A:C8	2.36	0.61
7:G:116:MET:N	7:G:116:MET:SD	2.74	0.61
1:A:628:G:H2'	1:A:629:A:H8	1.65	0.61
1:A:518:C:N4	1:A:530:G:O5'	2.32	0.60
1:A:1061:G:N7	3:C:3:GLN:NE2	2.42	0.60
1:A:1143:G:H2'	1:A:1144:G:C8	2.36	0.60
1:A:91:U:H2'	1:A:92:U:O4'	2.00	0.60
1:A:791:G:O6	1:A:792:A:N6	2.34	0.60
1:A:835:U:O2	1:A:851:G:N1	2.20	0.60
10:J:85:ASP:OD1	10:J:86:ALA:N	2.30	0.60
19:S:36:ARG:NH2	19:S:75:ALA:O	2.28	0.60
1:A:215:C:H1'	1:A:465:A:H62	1.66	0.60
1:A:73:C:H2'	1:A:74:A:H8	1.66	0.60
1:A:80:A:C2	1:A:81:A:H1'	2.36	0.60
1:A:1239:A:H62	1:A:1299:A:H62	1.49	0.60
1:A:1525:G:H2'	1:A:1526:G:H8	1.65	0.60
1:A:1537:U:P	3:C:164:ARG:NH2	2.75	0.60
9:I:21:ILE:CG2	9:I:61:LEU:HD12	2.31	0.60
1:A:509:A:N3	1:A:543:U:O2'	2.29	0.60
1:A:1026:G:H22	1:A:1035:A:H2	1.49	0.60
22:X:36:LEU:H	22:X:74:LEU:HA	1.65	0.60
1:A:1239:A:H3'	7:G:119:ARG:HH22	1.67	0.60
1:A:1535:C:H1'	5:E:29:ARG:HH12	1.65	0.60
10:J:37:ARG:CG	10:J:75:ASP:HB3	2.30	0.60
1:A:440:C:OP1	4:D:121:LYS:NZ	2.35	0.60
1:A:715:A:H2'	1:A:716:A:H8	1.67	0.60
1:A:944:G:H1'	1:A:1339:A:H61	1.67	0.60
9:I:21:ILE:HG12	9:I:63:LEU:CG	2.27	0.60
10:J:29:ALA:HB1	10:J:34:ALA:HB3	1.83	0.60

Continued on next page...

Continued from previous page...

Atom-1	Atom-2	Interatomic distance (Å)	Clash overlap (Å)
1:A:184:G:H2'	1:A:185:U:C6	2.37	0.60
1:A:738:C:OP1	6:F:91:ARG:NH1	2.35	0.60
1:A:1112:C:O2'	3:C:179:ARG:HD3	2.02	0.60
13:M:43:VAL:HG23	13:M:47:GLU:HG2	1.83	0.60
20:T:43:ASP:OD2	20:T:46:ALA:N	2.35	0.60
1:A:1098:C:H2'	1:A:1099:G:H8	1.67	0.59
1:A:1381:U:H2'	1:A:1382:C:O4'	2.02	0.59
1:A:1512:U:H2'	1:A:1513:A:C8	2.37	0.59
3:C:57:ILE:HG13	3:C:66:VAL:HG23	1.84	0.59
12:L:41:THR:HG22	22:X:74:LEU:O	2.02	0.59
1:A:401:C:O2'	1:A:621:A:N3	2.32	0.59
4:D:65:TYR:OH	4:D:95:GLU:OE2	2.18	0.59
1:A:642:A:N3	8:H:105:SER:OG	2.34	0.59
4:D:174:ASP:OD2	4:D:177:LYS:NZ	2.33	0.59
5:E:141:ILE:HA	5:E:144:LEU:HD12	1.83	0.59
1:A:950:U:OP2	13:M:101:ARG:HD2	2.02	0.59
1:A:1327:C:H2'	1:A:1328:C:C6	2.37	0.59
7:G:137:LYS:HA	7:G:140:ASP:HB3	1.84	0.59
1:A:1359:C:O5'	14:N:75:ARG:NH2	2.35	0.59
7:G:86:GLN:HB3	7:G:148:ASN:HB3	1.84	0.59
1:A:203:G:O2'	1:A:465:A:N1	2.36	0.59
1:A:1533:C:C2'	1:A:1534:A:H5'	2.31	0.59
4:D:99:ASP:OD1	4:D:99:ASP:N	2.35	0.59
10:J:84:VAL:HA	10:J:87:LEU:HB2	1.83	0.59
1:A:1040:U:H2'	1:A:1041:G:H8	1.66	0.59
1:A:1537:U:H5'	3:C:164:ARG:NH1	2.16	0.59
7:G:138:ARG:O	7:G:141:VAL:HG12	2.01	0.59
12:L:71:GLY:O	12:L:99:ARG:NH1	2.36	0.59
17:Q:68:SER:HB3	17:Q:71:LYS:HG3	1.85	0.59
1:A:90:C:O2'	1:A:91:U:H5''	2.02	0.59
1:A:422:C:O2	1:A:423:G:N2	2.35	0.59
1:A:1220:G:P	14:N:53:ARG:HH12	2.25	0.59
3:C:25:ASN:N	3:C:28:GLU:OE2	2.28	0.59
1:A:197:A:N1	1:A:220:G:O2'	2.29	0.59
1:A:427:U:H3'	1:A:428:G:H2'	1.85	0.59
15:O:48:LYS:O	15:O:50:HIS:ND1	2.36	0.59
22:X:62:LEU:O	22:X:66:ASP:HB2	2.03	0.59
1:A:1140:C:HO2'	1:A:1141:C:C5'	2.16	0.59
1:A:1266:G:N2	1:A:1269:A:OP2	2.34	0.59
7:G:61:ALA:HA	7:G:64:VAL:HG22	1.85	0.59
1:A:1179:A:H2'	1:A:1180:A:O4'	2.03	0.58

Continued on next page...

Continued from previous page...

Atom-1	Atom-2	Interatomic distance (Å)	Clash overlap (Å)
13:M:49:SER:N	13:M:52:GLN:OE1	2.36	0.58
1:A:362:G:N2	1:A:365:U:OP2	2.34	0.58
1:A:613:C:H2'	1:A:614:C:H6	1.68	0.58
1:A:652:U:O4	1:A:752:G:O2'	2.13	0.58
1:A:843:U:H2'	1:A:844:G:C8	2.37	0.58
1:A:921:U:H2'	1:A:922:G:H8	1.68	0.58
1:A:1192:C:OP2	3:C:4:LYS:NZ	2.36	0.58
1:A:1226:C:H41	13:M:103:LYS:CD	2.15	0.58
4:D:147:GLU:HA	4:D:150:LYS:HG3	1.85	0.58
18:R:33:ILE:HD13	18:R:68:LEU:HD23	1.84	0.58
1:A:921:U:H2'	1:A:922:G:C8	2.38	0.58
1:A:1537:U:C5'	3:C:164:ARG:HH12	2.16	0.58
4:D:192:SER:OG	4:D:193:ALA:N	2.36	0.58
21:U:44:GLU:OE1	21:U:44:GLU:N	2.37	0.58
22:X:23:LEU:HD21	22:X:26:ILE:HD11	1.84	0.58
1:A:384:G:H2'	1:A:385:C:C6	2.38	0.58
1:A:1083:U:O2'	1:A:1102:A:OP2	2.22	0.58
6:F:38:ARG:HH21	6:F:99:ALA:HA	1.68	0.58
1:A:517:G:O2'	1:A:531:U:O4	2.21	0.58
1:A:1181:G:O2'	1:A:1182:G:N7	2.31	0.58
4:D:29:ASP:OD1	4:D:29:ASP:N	2.35	0.58
5:E:57:PRO:CA	5:E:60:ILE:HG22	2.34	0.58
1:A:443:C:O2	1:A:491:G:N2	2.17	0.58
1:A:686:U:O2'	1:A:687:A:H8	1.86	0.58
1:A:824:G:H2'	1:A:825:A:C8	2.37	0.58
1:A:1032:G:H2'	1:A:1033:G:O4'	2.03	0.58
1:A:1070:U:H2'	1:A:1071:C:H6	1.68	0.58
1:A:1254:A:P	10:J:45:ARG:HH21	2.26	0.58
5:E:19:ASN:OD1	5:E:20:ARG:N	2.37	0.58
13:M:107:ARG:HD2	13:M:111:GLY:O	2.03	0.58
21:U:60:LEU:O	21:U:64:ASN:ND2	2.36	0.58
22:X:102:VAL:HB	22:X:112:LYS:HD3	1.86	0.58
1:A:728:A:H2'	1:A:729:A:C8	2.38	0.58
1:A:923:A:H3'	1:A:924:C:H6	1.68	0.58
1:A:1081:A:OP1	5:E:22:SER:O	2.22	0.58
1:A:928:G:H1'	1:A:1391:U:H4'	1.85	0.58
1:A:939:G:OP1	7:G:102:ARG:NH1	2.34	0.58
1:A:1078:U:H1'	5:E:90:THR:HG21	1.86	0.58
3:C:7:PRO:HG2	3:C:184:TYR:CG	2.39	0.58
3:C:73:PRO:HG3	3:C:105:GLU:HB3	1.86	0.58
3:C:189:ALA:HB3	3:C:196:ILE:HG12	1.86	0.58

Continued on next page...

Continued from previous page...

Atom-1	Atom-2	Interatomic distance (Å)	Clash overlap (Å)
22:X:73:ASN:O	22:X:74:LEU:CG	2.52	0.58
1:A:86:G:H4'	1:A:87:C:H5'	1.85	0.57
1:A:310:G:H5''	16:P:31:ARG:HB3	1.86	0.57
1:A:476:U:H2'	1:A:477:C:H6	1.69	0.57
1:A:925:G:O6	1:A:1390:U:N3	2.37	0.57
9:I:16:ALA:CB	9:I:68:LYS:O	2.44	0.57
11:K:72:ASP:OD1	11:K:73:ALA:N	2.36	0.57
22:X:49:ASP:OD1	22:X:50:ASP:N	2.35	0.57
22:X:99:VAL:HB	22:X:146:LEU:HD13	1.85	0.57
1:A:1015:G:N2	1:A:1218:C:O2	2.36	0.57
7:G:5:ARG:NH1	7:G:6:VAL:O	2.37	0.57
1:A:426:U:OP1	4:D:33:LYS:NZ	2.25	0.57
1:A:980:C:O2'	14:N:13:ARG:NH1	2.36	0.57
3:C:77:ILE:HD13	3:C:84:VAL:HG21	1.86	0.57
1:A:254:G:O3'	17:Q:71:LYS:NZ	2.36	0.57
1:A:685:G:O2'	1:A:686:U:H5''	2.05	0.57
11:K:88:GLY:O	11:K:93:ARG:NH1	2.38	0.57
1:A:1178:G:N2	1:A:1181:G:OP2	2.38	0.57
6:F:3:HIS:CD2	6:F:94:HIS:HA	2.40	0.57
6:F:29:ILE:HD12	6:F:66:ALA:HB2	1.87	0.57
6:F:38:ARG:HB3	6:F:97:THR:HA	1.87	0.57
22:X:121:ASP:HB2	22:X:124:MET:O	2.05	0.57
1:A:254:G:H2'	1:A:255:G:H8	1.70	0.57
1:A:539:A:H2'	1:A:540:G:C8	2.39	0.57
4:D:61:VAL:HA	4:D:64:ILE:HG12	1.87	0.57
5:E:151:GLU:OE1	5:E:151:GLU:N	2.38	0.57
6:F:12:PRO:HD3	6:F:57:ALA:HA	1.85	0.57
10:J:53:ILE:HD11	10:J:61:ALA:HB1	1.86	0.57
13:M:54:ASP:OD1	13:M:55:THR:N	2.35	0.57
1:A:1532:U:H2'	1:A:1533:C:C6	2.39	0.57
6:F:32:ALA:O	6:F:33:GLU:HG3	2.05	0.57
7:G:27:VAL:HG12	7:G:43:VAL:HG11	1.87	0.57
7:G:65:ALA:HB2	7:G:128:ALA:HB2	1.85	0.57
21:U:40:LYS:O	21:U:43:THR:OG1	2.21	0.57
1:A:512:U:H2'	1:A:513:C:C6	2.40	0.57
1:A:680:C:H2'	1:A:681:A:H8	1.70	0.57
1:A:1248:A:C4	1:A:1290:G:C2	2.92	0.57
18:R:33:ILE:HD12	18:R:37:GLY:HA2	1.87	0.57
1:A:868:C:H2'	1:A:869:G:O4'	2.05	0.57
11:K:81:ASN:HA	11:K:106:ARG:O	2.05	0.57
15:O:67:LEU:HB3	15:O:78:TYR:HE1	1.68	0.57

Continued on next page...

Continued from previous page...

Atom-1	Atom-2	Interatomic distance (Å)	Clash overlap (Å)
1:A:35:G:H2'	1:A:36:C:C6	2.40	0.57
5:E:55:GLU:OE1	5:E:55:GLU:N	2.37	0.57
20:T:45:ALA:O	20:T:48:GLN:NE2	2.38	0.57
1:A:11:G:H2'	1:A:12:U:C6	2.40	0.56
1:A:297:G:N2	1:A:300:A:OP2	2.38	0.56
1:A:1308:U:H3'	13:M:98:ARG:HH21	1.69	0.56
7:G:44:TYR:O	7:G:48:GLU:HG2	2.05	0.56
8:H:49:PHE:HB2	8:H:59:LEU:HD11	1.86	0.56
21:U:46:LYS:O	21:U:50:ALA:N	2.30	0.56
1:A:215:C:O2	1:A:465:A:N6	2.38	0.56
1:A:219:U:H2'	1:A:220:G:C8	2.40	0.56
1:A:517:G:H4'	1:A:519:C:N1	2.21	0.56
1:A:1010:U:H2'	1:A:1011:C:C6	2.40	0.56
1:A:1382:C:H2'	1:A:1383:C:C6	2.37	0.56
1:A:1517:G:H2'	1:A:1518:MA6:H8	1.88	0.56
4:D:12:SER:O	4:D:16:GLY:N	2.38	0.56
5:E:64:MET:O	5:E:68:ARG:NH1	2.39	0.56
11:K:87:LYS:HB2	11:K:114:THR:HA	1.87	0.56
12:L:51:LYS:O	12:L:52:VAL:CG2	2.52	0.56
1:A:1118:U:H2'	1:A:1119:C:C6	2.41	0.56
16:P:6:LEU:HD22	16:P:17:TYR:HB3	1.86	0.56
17:Q:68:SER:OG	17:Q:69:LYS:N	2.38	0.56
1:A:676:A:H1'	11:K:117:PRO:HB3	1.87	0.56
1:A:844:G:H3'	1:A:845:A:H8	1.70	0.56
9:I:30:ILE:N	9:I:33:ARG:O	2.39	0.56
11:K:33:THR:HG23	11:K:44:TRP:HB3	1.88	0.56
22:X:30:ARG:NH1	22:X:34:SER:HB3	2.20	0.56
1:A:207:C:C4	1:A:208:U:C4	2.94	0.56
1:A:1377:A:P	7:G:95:ARG:HH21	2.29	0.56
5:E:142:ASP:O	5:E:146:ASN:ND2	2.39	0.56
13:M:49:SER:OG	13:M:50:GLU:N	2.39	0.56
16:P:17:TYR:HD2	16:P:39:PHE:HD2	1.54	0.56
1:A:739:C:O2'	15:O:42:HIS:ND1	2.38	0.56
1:A:859:G:OP2	1:A:869:G:N1	2.28	0.56
1:A:1013:G:N2	1:A:1016:A:OP2	2.38	0.56
1:A:1156:G:H5'	1:A:1157:A:OP2	2.06	0.56
10:J:71:LEU:O	10:J:72:ARG:NH1	2.37	0.56
12:L:49:LEU:CD1	22:X:52:ALA:HB1	2.35	0.56
1:A:193:C:O2'	20:T:55:GLN:NE2	2.35	0.56
1:A:1079:G:O3'	5:E:50:TYR:OH	2.23	0.56
1:A:1343:G:OP1	9:I:124:ARG:NH1	2.38	0.56

Continued on next page...

Continued from previous page...

Atom-1	Atom-2	Interatomic distance (Å)	Clash overlap (Å)
1:A:1348:U:H2'	1:A:1349:A:C8	2.41	0.56
5:E:157:ARG:NH2	8:H:99:LEU:O	2.39	0.56
7:G:103:TRP:HH2	7:G:141:VAL:HG11	1.71	0.56
10:J:75:ASP:OD1	10:J:76:ILE:N	2.39	0.56
1:A:56:U:H2'	1:A:57:G:C8	2.41	0.56
1:A:78:A:H2'	1:A:79:G:C8	2.41	0.56
1:A:996:A:H2'	1:A:997:U:C6	2.41	0.56
1:A:1030:U:OP2	1:A:1031:C:N4	2.39	0.56
1:A:1532:U:C2'	1:A:1533:C:O5'	2.54	0.56
2:B:68:LEU:HD23	2:B:161:LEU:CD2	2.36	0.56
11:K:29:ASN:OD1	11:K:46:THR:OG1	2.24	0.56
1:A:925:G:N2	1:A:1531:A:N1	2.54	0.56
1:A:938:A:HO2'	7:G:95:ARG:HH22	1.53	0.56
2:B:23:TRP:CZ3	2:B:25:PRO:HA	2.34	0.56
5:E:15:LEU:HD21	5:E:18:VAL:HG23	1.88	0.56
1:A:517:G:O2'	1:A:530:G:N7	2.34	0.55
1:A:712:A:H2'	1:A:713:G:C8	2.40	0.55
1:A:1221:G:OP1	19:S:36:ARG:HD3	2.05	0.55
1:A:1510:C:N4	1:A:1511:G:O6	2.39	0.55
1:A:792:A:O2'	1:A:794:A:N7	2.32	0.55
7:G:72:THR:O	7:G:96:ARG:NH2	2.38	0.55
16:P:16:PHE:CE1	16:P:40:ASN:HB2	2.41	0.55
1:A:1055:A:O2'	3:C:156:ARG:NH2	2.39	0.55
1:A:1166:G:C6	1:A:1168:U:H5''	2.41	0.55
13:M:107:ARG:HE	13:M:113:ARG:HG2	1.70	0.55
22:X:118:LYS:HG3	22:X:128:THR:HG23	1.86	0.55
1:A:1041:G:H2'	1:A:1042:A:C8	2.42	0.55
22:X:87:THR:OG1	22:X:90:HIS:N	2.37	0.55
1:A:1010:U:H2'	1:A:1011:C:H6	1.71	0.55
1:A:1130:A:H2'	1:A:1131:G:C8	2.42	0.55
3:C:122:SER:O	3:C:126:ARG:NH1	2.40	0.55
12:L:51:LYS:C	12:L:52:VAL:HG23	2.26	0.55
1:A:374:A:N1	1:A:390:U:O2'	2.36	0.55
1:A:1004:A:H8	1:A:1025:U:HO2'	1.52	0.55
1:A:1015:G:C6	1:A:1016:A:C6	2.95	0.55
1:A:1071:C:H2'	1:A:1072:G:C8	2.41	0.55
9:I:15:SER:OG	9:I:70:GLY:HA3	2.06	0.55
10:J:81:GLU:HA	10:J:84:VAL:HG22	1.87	0.55
12:L:39:THR:OG1	22:X:48:VAL:HG22	2.07	0.55
1:A:154:U:H2'	1:A:155:A:C8	2.40	0.55
1:A:437:U:O2'	4:D:120:HIS:ND1	2.39	0.55

Continued on next page...

Continued from previous page...

Atom-1	Atom-2	Interatomic distance (Å)	Clash overlap (Å)
1:A:1378:C:P	7:G:6:VAL:HG13	2.46	0.55
5:E:142:ASP:OD1	5:E:142:ASP:N	2.39	0.55
5:E:153:VAL:HA	5:E:156:LYS:HG2	1.88	0.55
7:G:94:VAL:HA	7:G:97:ASN:HD21	1.70	0.55
22:X:118:LYS:HG2	22:X:128:THR:HG23	1.89	0.55
1:A:563:A:H61	1:A:884:U:H3	1.53	0.55
3:C:19:ASN:O	3:C:40:ARG:NH2	2.39	0.55
7:G:9:GLN:HE22	7:G:25:LYS:HD3	1.72	0.55
7:G:63:GLU:O	7:G:67:GLU:HG2	2.07	0.55
12:L:38:TYR:HB2	22:X:76:VAL:O	2.07	0.55
12:L:49:LEU:HD13	22:X:52:ALA:CB	2.36	0.55
1:A:468:A:H3'	1:A:469:C:H6	1.72	0.55
1:A:546:A:P	4:D:69:GLU:HB3	2.47	0.55
1:A:1118:U:H2'	1:A:1119:C:H6	1.71	0.55
3:C:138:VAL:HG21	3:C:168:TYR:CE2	2.41	0.55
12:L:89:D2T:C	12:L:90:LEU:HD12	2.37	0.55
13:M:30:SER:OG	13:M:31:LYS:N	2.38	0.55
21:U:40:LYS:O	21:U:43:THR:N	2.35	0.55
1:A:696:A:N6	1:A:797:C:O2'	2.38	0.55
1:A:87:C:H2'	1:A:88:U:O4'	2.07	0.54
1:A:1073:U:H3	1:A:1102:A:H61	1.55	0.54
17:Q:7:THR:OG1	17:Q:61:ILE:O	2.13	0.54
4:D:49:SER:OG	4:D:50:ASP:OD1	2.24	0.54
8:H:47:GLU:OE1	8:H:47:GLU:N	2.40	0.54
22:X:7:LYS:O	22:X:10:GLU:HG3	2.07	0.54
22:X:127:VAL:HB	22:X:136:PHE:HE2	1.71	0.54
1:A:251:G:HO2'	1:A:266:G:H8	1.55	0.54
1:A:264:C:O2'	17:Q:65:ARG:NH1	2.41	0.54
1:A:340:U:H2'	1:A:341:C:C6	2.43	0.54
1:A:687:A:H5'	11:K:44:TRP:CZ2	2.42	0.54
1:A:974:A:OP2	14:N:81:ARG:NE	2.36	0.54
5:E:55:GLU:HG2	5:E:57:PRO:HD2	1.89	0.54
22:X:104:ARG:HA	22:X:142:GLN:HB2	1.88	0.54
1:A:263:A:OP1	20:T:74:ARG:HD3	2.08	0.54
1:A:472:U:H2'	1:A:473:U:C6	2.42	0.54
1:A:1513:A:H2'	1:A:1514:G:C8	2.42	0.54
2:B:111:ILE:HD13	2:B:148:LEU:HD13	1.89	0.54
19:S:39:THR:HA	19:S:70:LYS:HA	1.89	0.54
1:A:154:U:H2'	1:A:155:A:H8	1.73	0.54
1:A:475:C:H2'	1:A:476:U:C6	2.43	0.54
1:A:1034:G:H2'	1:A:1035:A:C8	2.43	0.54

Continued on next page...

Continued from previous page...

Atom-1	Atom-2	Interatomic distance (Å)	Clash overlap (Å)
2:B:173:ILE:HG23	2:B:183:VAL:HG21	1.89	0.54
3:C:59:ARG:CG	3:C:64:ILE:HG22	2.37	0.54
4:D:93:LEU:O	4:D:136:GLN:NE2	2.38	0.54
7:G:60:GLU:O	7:G:64:VAL:HG13	2.07	0.54
8:H:12:THR:HG22	8:H:15:ARG:NH2	2.22	0.54
9:I:30:ILE:HD12	9:I:65:ILE:HD11	1.89	0.54
21:U:44:GLU:HA	21:U:47:ARG:HB3	1.89	0.54
1:A:25:C:H2'	1:A:26:A:C8	2.43	0.54
1:A:1077:G:N1	1:A:1080:A:OP2	2.41	0.54
1:A:1130:A:N1	1:A:1144:G:O2'	2.32	0.54
6:F:38:ARG:NE	6:F:98:GLU:O	2.41	0.54
1:A:745:G:H2'	1:A:746:A:C8	2.42	0.54
1:A:750:C:O2'	15:O:21:ASP:OD1	2.25	0.54
1:A:1011:C:H2'	1:A:1012:A:C8	2.42	0.54
1:A:1510:C:H2'	1:A:1511:G:C8	2.42	0.54
13:M:4:ILE:HA	13:M:57:ARG:HE	1.73	0.54
22:X:118:LYS:HG3	22:X:128:THR:CG2	2.38	0.54
1:A:925:G:H4'	1:A:926:G:OP1	2.08	0.54
1:A:1226:C:C5	13:M:103:LYS:HD3	2.42	0.54
5:E:64:MET:HG3	5:E:68:ARG:HH12	1.73	0.54
6:F:6:ILE:H	6:F:6:ILE:HD12	1.72	0.54
8:H:113:ASP:OD1	8:H:114:ARG:N	2.40	0.54
22:X:40:ILE:O	22:X:79:PRO:HD3	2.08	0.54
1:A:458:U:H2'	1:A:459:A:H8	1.71	0.54
1:A:1503:A:N1	1:A:1505:G:H5'	2.23	0.54
3:C:69:HIS:HA	3:C:104:ALA:O	2.08	0.54
5:E:159:LYS:HD3	5:E:163:GLU:HG2	1.90	0.54
1:A:771:G:H2'	1:A:772:U:C6	2.43	0.54
1:A:947:G:O3'	13:M:108:THR:OG1	2.26	0.54
1:A:1123:U:C2	1:A:1124:G:C5	2.96	0.54
1:A:1537:U:P	3:C:164:ARG:HH22	2.31	0.54
4:D:85:ASN:ND2	4:D:88:GLU:HB2	2.22	0.54
1:A:384:G:H2'	1:A:385:C:H6	1.73	0.53
1:A:796:C:H2'	1:A:797:C:C6	2.42	0.53
1:A:1211:U:O2'	1:A:1213:A:N3	2.39	0.53
1:A:1510:C:H2'	1:A:1511:G:H8	1.73	0.53
4:D:202:GLU:OE2	5:E:112:ARG:NH2	2.38	0.53
10:J:26:VAL:HG12	10:J:36:VAL:HG21	1.90	0.53
21:U:61:ALA:HA	21:U:64:ASN:HD21	1.73	0.53
1:A:86:G:O4'	1:A:87:C:H5	1.92	0.53
1:A:265:G:N2	1:A:267:C:H5'	2.22	0.53

Continued on next page...

Continued from previous page...

Atom-1	Atom-2	Interatomic distance (Å)	Clash overlap (Å)
1:A:598:U:H2'	1:A:599:C:C6	2.43	0.53
1:A:663:A:H2'	1:A:664:G:H8	1.74	0.53
1:A:1088:G:H21	1:A:1167:A:H62	1.56	0.53
6:F:9:MET:HE2	6:F:86:ARG:HB3	1.90	0.53
7:G:75:VAL:HG21	7:G:86:GLN:NE2	2.23	0.53
8:H:29:SER:OG	8:H:30:SER:N	2.42	0.53
19:S:63:THR:N	19:S:66:MET:SD	2.71	0.53
19:S:64:ASP:OD1	19:S:65:GLU:N	2.40	0.53
1:A:1003:G:H2'	1:A:1003:G:N3	2.24	0.53
1:A:1206:G:H2'	1:A:1207:2MG:O4'	2.08	0.53
1:A:1327:C:H2'	1:A:1328:C:H6	1.72	0.53
3:C:72:ARG:HA	3:C:72:ARG:HH11	1.72	0.53
4:D:54:GLN:NE2	4:D:202:GLU:OE1	2.35	0.53
4:D:116:GLN:HE21	4:D:120:HIS:HE1	1.56	0.53
10:J:6:ILE:HG13	10:J:76:ILE:HB	1.91	0.53
10:J:37:ARG:HH21	10:J:77:VAL:CG1	2.22	0.53
19:S:11:ILE:HG13	19:S:38:SER:HB3	1.90	0.53
1:A:215:C:O2'	1:A:465:A:N7	2.37	0.53
1:A:613:C:H2'	1:A:614:C:C6	2.43	0.53
1:A:1328:C:H2'	1:A:1329:A:H8	1.74	0.53
9:I:21:ILE:HA	9:I:62:ASP:O	2.07	0.53
1:A:35:G:O2'	12:L:115:SER:O	2.25	0.53
1:A:545:C:P	4:D:62:ARG:HH12	2.31	0.53
1:A:1070:U:H2'	1:A:1071:C:C6	2.43	0.53
1:A:1144:G:N2	1:A:1146:A:H62	2.05	0.53
1:A:791:G:H22	1:A:1519:MA6:H91	1.73	0.53
1:A:1016:A:HO2'	1:A:1217:C:HO2'	1.55	0.53
6:F:42:TRP:HB2	6:F:59:TYR:HB2	1.91	0.53
9:I:37:GLN:HE22	9:I:38:TYR:HB2	1.74	0.53
1:A:203:G:N2	1:A:204:G:O6	2.41	0.53
1:A:876:C:H4'	8:H:15:ARG:HH22	1.73	0.53
3:C:134:MET:HB2	3:C:151:VAL:HG21	1.89	0.53
3:C:167:TRP:HZ3	3:C:169:ARG:HB2	1.73	0.53
4:D:170:TRP:NE1	4:D:171:LEU:HD23	2.24	0.53
9:I:31:ASN:N	9:I:65:ILE:O	2.32	0.53
9:I:127:PHE:CE2	9:I:129:LYS:HG3	2.44	0.53
1:A:344:A:H5''	1:A:345:C:C5	2.39	0.53
1:A:715:A:H2'	1:A:716:A:C8	2.43	0.53
1:A:841:C:H5'	1:A:843:U:OP2	2.07	0.53
1:A:1041:G:H2'	1:A:1042:A:H8	1.72	0.53
1:A:1057:G:O2'	3:C:188:GLU:OE1	2.27	0.53

Continued on next page...

Continued from previous page...

Atom-1	Atom-2	Interatomic distance (Å)	Clash overlap (Å)
1:A:1167:A:O2'	1:A:1168:U:O2	2.24	0.53
1:A:1257:A:OP1	3:C:27:LYS:NZ	2.30	0.53
1:A:1374:A:C5'	7:G:10:ARG:HH21	2.21	0.53
1:A:1524:C:H2'	1:A:1525:G:C8	2.43	0.53
12:L:21:VAL:HG23	12:L:21:VAL:O	2.09	0.53
22:X:125:ILE:O	22:X:135:VAL:HA	2.09	0.53
1:A:229:U:C2	1:A:230:G:C8	2.96	0.53
1:A:399:G:H2'	1:A:400:C:C6	2.43	0.53
6:F:15:SER:HB3	6:F:58:HIS:ND1	2.23	0.53
12:L:35:THR:N	12:L:54:ARG:O	2.41	0.53
1:A:229:U:H2'	1:A:230:G:H8	1.74	0.53
1:A:236:A:H2'	1:A:237:G:C8	2.44	0.53
1:A:786:G:O6	1:A:796:C:N4	2.36	0.53
1:A:796:C:H2'	1:A:797:C:H6	1.74	0.53
1:A:815:A:N7	1:A:1509:C:O2'	2.42	0.53
1:A:922:G:H2'	1:A:923:A:C8	2.44	0.53
2:B:92:VAL:CG2	2:B:100:MET:SD	2.89	0.53
3:C:131:ARG:HG3	3:C:135:LYS:HZ2	1.74	0.53
7:G:37:SER:HB3	9:I:41:ARG:HH11	1.73	0.53
20:T:60:ARG:O	20:T:64:LYS:N	2.40	0.53
1:A:468:A:H3'	1:A:469:C:C6	2.45	0.52
1:A:681:A:H2'	1:A:682:G:C8	2.44	0.52
1:A:1241:G:OP1	7:G:35:LYS:NZ	2.42	0.52
2:B:72:THR:HG22	2:B:94:HIS:O	2.09	0.52
3:C:85:GLU:OE2	3:C:88:ARG:NH2	2.41	0.52
6:F:46:GLN:OE1	6:F:47:LEU:N	2.37	0.52
7:G:60:GLU:OE1	7:G:60:GLU:N	2.42	0.52
19:S:41:PHE:H	19:S:44:MET:HE2	1.74	0.52
1:A:71:A:H61	1:A:99:C:H1'	1.74	0.52
1:A:642:A:N7	8:H:107:SER:HA	2.25	0.52
1:A:681:A:H2'	1:A:682:G:H8	1.73	0.52
1:A:1297:G:O3'	7:G:114:LYS:NZ	2.31	0.52
7:G:26:PHE:HE1	7:G:104:ILE:HD11	1.73	0.52
1:A:217:C:H2'	1:A:218:U:C6	2.45	0.52
2:B:22:TYR:HD1	21:U:67:ARG:NH2	2.03	0.52
5:E:11:LEU:HD12	5:E:39:VAL:HG12	1.92	0.52
11:K:35:THR:HA	11:K:42:LEU:HG	1.91	0.52
14:N:8:ALA:HA	14:N:11:VAL:HG12	1.92	0.52
16:P:39:PHE:HA	16:P:49:GLY:O	2.10	0.52
18:R:30:LYS:HA	18:R:33:ILE:HG12	1.91	0.52
22:X:128:THR:CG2	22:X:133:ASP:OD1	2.48	0.52

Continued on next page...

Continued from previous page...

Atom-1	Atom-2	Interatomic distance (Å)	Clash overlap (Å)
1:A:223:A:H2'	1:A:224:U:C6	2.43	0.52
1:A:448:A:H3'	1:A:449:G:H8	1.73	0.52
1:A:744:C:H2'	1:A:745:G:C8	2.45	0.52
1:A:923:A:H3'	1:A:924:C:C6	2.44	0.52
10:J:47:GLU:O	10:J:66:GLU:HA	2.09	0.52
12:L:52:VAL:HG22	12:L:66:TYR:HA	1.90	0.52
1:A:187:G:N2	1:A:190:A:OP2	2.40	0.52
1:A:844:G:H3'	1:A:845:A:C8	2.44	0.52
1:A:1137:C:H4'	1:A:1138:G:H5''	1.90	0.52
3:C:83:ASP:O	3:C:86:LYS:HG2	2.10	0.52
3:C:118:ASP:HA	3:C:121:THR:HG22	1.91	0.52
5:E:83:HIS:ND1	5:E:84:PRO:O	2.36	0.52
13:M:25:VAL:HG13	13:M:29:ARG:HB3	1.90	0.52
1:A:537:G:H2'	1:A:538:G:H8	1.74	0.52
1:A:1128:C:N3	1:A:1145:A:N6	2.58	0.52
8:H:92:LEU:O	8:H:117:ARG:NH2	2.42	0.52
9:I:72:ILE:HA	9:I:75:GLN:HE21	1.73	0.52
1:A:38:G:H22	1:A:397:A:H5'	1.75	0.52
1:A:544:G:OP1	4:D:59:GLN:NE2	2.39	0.52
2:B:23:TRP:HB3	2:B:39:HIS:CD2	2.45	0.52
5:E:153:VAL:O	5:E:157:ARG:N	2.32	0.52
7:G:52:GLN:OE1	7:G:56:LYS:NZ	2.43	0.52
1:A:206:C:H2'	1:A:207:C:C6	2.45	0.52
1:A:427:U:OP2	1:A:428:G:O2'	2.27	0.52
1:A:546:A:O2'	1:A:548:G:O2'	2.20	0.52
1:A:1111:A:N1	3:C:177:THR:HG22	2.23	0.52
2:B:31:ILE:HD13	2:B:39:HIS:CE1	2.44	0.52
3:C:19:ASN:HA	3:C:56:VAL:HG12	1.91	0.52
16:P:4:ILE:HG12	16:P:21:VAL:HG12	1.92	0.52
1:A:8:A:N7	4:D:206:LYS:HA	2.25	0.52
1:A:17:U:H1'	1:A:1080:A:H1'	1.91	0.52
1:A:518:C:H5''	1:A:530:G:N7	2.25	0.52
9:I:52:LEU:HD11	9:I:61:LEU:HD21	1.91	0.52
1:A:237:G:H2'	1:A:238:A:C8	2.45	0.52
1:A:285:C:H2'	1:A:286:C:C6	2.45	0.52
1:A:338:A:H2	1:A:351:G:H22	1.57	0.52
1:A:816:A:OP1	1:A:1526:G:O2'	2.22	0.52
1:A:996:A:H2'	1:A:997:U:H6	1.74	0.52
3:C:58:GLU:OE1	3:C:58:GLU:N	2.43	0.52
11:K:14:LYS:O	11:K:77:TYR:HA	2.10	0.52
17:Q:30:LYS:HA	17:Q:37:PHE:HA	1.92	0.52

Continued on next page...

Continued from previous page...

Atom-1	Atom-2	Interatomic distance (Å)	Clash overlap (Å)
2:B:81:LYS:HG3	2:B:91:PHE:CZ	2.45	0.51
3:C:110:GLU:OE1	3:C:110:GLU:N	2.40	0.51
7:G:17:LYS:HG3	7:G:18:PHE:HD2	1.75	0.51
7:G:78:ARG:HB2	7:G:80:VAL:HG23	1.91	0.51
7:G:129:GLU:HB2	7:G:131:LYS:HG2	1.91	0.51
7:G:129:GLU:O	7:G:131:LYS:NZ	2.37	0.51
10:J:14:ASP:OD1	10:J:17:LEU:HB2	2.11	0.51
22:X:84:PRO:HB2	22:X:86:PHE:CE2	2.45	0.51
1:A:664:G:N2	1:A:741:G:H1	2.00	0.51
1:A:1078:U:O4'	5:E:90:THR:HG21	2.11	0.51
3:C:72:ARG:HA	3:C:72:ARG:NH1	2.26	0.51
1:A:73:C:O2'	1:A:74:A:O4'	2.22	0.51
1:A:954:G:H21	1:A:1227:A:N6	2.01	0.51
1:A:1123:U:H2'	1:A:1124:G:C8	2.46	0.51
1:A:1340:A:H4'	9:I:130:ARG:HH12	1.76	0.51
7:G:75:VAL:HG21	7:G:86:GLN:HE22	1.75	0.51
10:J:63:ASP:OD1	10:J:64:GLN:N	2.43	0.51
13:M:34:LEU:O	13:M:38:GLY:N	2.44	0.51
1:A:373:A:O2'	1:A:451:A:N7	2.43	0.51
1:A:651:C:N4	1:A:753:A:OP2	2.42	0.51
1:A:1031:C:H5'	1:A:1032:G:C4	2.46	0.51
1:A:1097:C:H2'	1:A:1098:C:C6	2.45	0.51
1:A:1105:A:H2'	1:A:1106:G:H8	1.75	0.51
3:C:191:THR:N	3:C:194:GLY:O	2.42	0.51
10:J:24:GLU:O	10:J:27:GLU:HG3	2.10	0.51
22:X:30:ARG:CZ	22:X:34:SER:HB3	2.40	0.51
1:A:107:G:H1	20:T:6:SER:HG	1.58	0.51
1:A:1084:G:H1'	1:A:1102:A:N7	2.25	0.51
12:L:40:THR:HG23	22:X:75:GLU:HB3	1.93	0.51
15:O:29:VAL:O	15:O:33:THR:HG23	2.10	0.51
22:X:85:LEU:HD22	22:X:90:HIS:HB3	1.92	0.51
1:A:409:U:H2'	1:A:410:G:O4'	2.11	0.51
1:A:409:U:OP1	4:D:23:SER:OG	2.15	0.51
1:A:716:A:O2'	1:A:717:U:OP1	2.26	0.51
1:A:834:U:H2'	1:A:835:U:C6	2.45	0.51
1:A:1039:G:H2'	1:A:1040:U:C6	2.46	0.51
1:A:1340:A:H2'	1:A:1341:U:C6	2.46	0.51
6:F:29:ILE:O	6:F:34:GLY:N	2.36	0.51
7:G:5:ARG:HD2	7:G:7:ILE:HG12	1.93	0.51
9:I:112:GLU:N	9:I:112:GLU:OE1	2.44	0.51
10:J:80:THR:OG1	10:J:83:THR:HG23	2.10	0.51

Continued on next page...

Continued from previous page...

Atom-1	Atom-2	Interatomic distance (Å)	Clash overlap (Å)
11:K:19:GLY:O	11:K:82:LEU:HB2	2.10	0.51
22:X:27:GLU:OE2	22:X:86:PHE:HZ	1.92	0.51
1:A:500:G:H2'	1:A:501:C:C6	2.46	0.51
1:A:1054:C:O5'	1:A:1196:A:O2'	2.28	0.51
3:C:191:THR:OG1	3:C:194:GLY:N	2.44	0.51
5:E:93:ARG:HB2	5:E:128:TYR:HB2	1.93	0.51
10:J:52:LEU:HD23	10:J:62:ARG:HG2	1.93	0.51
22:X:115:GLY:C	22:X:127:VAL:CG1	2.78	0.51
1:A:571:U:H5''	1:A:819:A:C2	2.45	0.51
1:A:1382:C:C1'	7:G:79:ARG:HD2	2.41	0.51
16:P:9:HIS:O	16:P:16:PHE:N	2.40	0.51
21:U:62:ARG:O	21:U:66:ARG:HG3	2.10	0.51
1:A:772:U:H2'	1:A:773:G:C8	2.45	0.51
1:A:1310:G:OP1	13:M:76:SER:OG	2.29	0.51
1:A:1347:G:H3'	9:I:112:GLU:OE1	2.11	0.51
3:C:36:ASP:HB3	3:C:59:ARG:NH1	2.24	0.51
3:C:131:ARG:HG3	3:C:135:LYS:NZ	2.26	0.51
7:G:14:PRO:HA	7:G:21:GLU:HA	1.91	0.51
17:Q:49:GLU:OE2	17:Q:50:ASN:N	2.44	0.51
21:U:31:GLU:O	21:U:34:ARG:HG2	2.11	0.51
22:X:22:GLU:OE1	22:X:22:GLU:N	2.44	0.51
1:A:201:G:H2'	1:A:202:G:C8	2.46	0.51
3:C:28:GLU:O	3:C:32:ASN:HB2	2.11	0.51
13:M:43:VAL:HG22	13:M:44:LYS:O	2.09	0.51
15:O:7:ALA:O	15:O:11:ILE:HG12	2.11	0.51
16:P:21:VAL:HG23	16:P:33:ILE:HB	1.92	0.51
17:Q:10:GLY:O	17:Q:58:VAL:HG23	2.11	0.51
18:R:23:TYR:HA	18:R:29:LEU:HD11	1.93	0.51
20:T:44:LYS:NZ	20:T:87:ALA:O	2.33	0.51
1:A:1033:G:H2'	1:A:1034:G:C8	2.47	0.50
1:A:1271:A:H2'	1:A:1272:G:H8	1.76	0.50
3:C:54:ARG:HB3	3:C:69:HIS:HB2	1.94	0.50
3:C:132:ARG:HA	3:C:135:LYS:HZ3	1.76	0.50
6:F:68:GLN:O	6:F:71:ILE:HG22	2.11	0.50
7:G:126:ASP:HB3	7:G:131:LYS:O	2.11	0.50
7:G:137:LYS:O	7:G:141:VAL:N	2.44	0.50
1:A:260:G:H2'	1:A:261:U:C6	2.46	0.50
1:A:297:G:N2	1:A:301:G:N7	2.59	0.50
1:A:328:C:H4'	1:A:329:A:H5'	1.93	0.50
1:A:503:C:O2'	1:A:510:A:N1	2.41	0.50
1:A:567:G:H2'	1:A:568:G:O4'	2.11	0.50

Continued on next page...

Continued from previous page...

Atom-1	Atom-2	Interatomic distance (Å)	Clash overlap (Å)
1:A:967:5MC:OP2	1:A:968:A:O2'	2.21	0.50
1:A:1033:G:H2'	1:A:1034:G:H8	1.75	0.50
1:A:1122:U:H2'	1:A:1123:U:H5'	1.92	0.50
4:D:140:ASN:N	4:D:182:PHE:O	2.45	0.50
1:A:782:A:H2'	1:A:783:C:O4'	2.11	0.50
1:A:789:U:N3	1:A:791:G:O5'	2.45	0.50
1:A:1105:A:H2'	1:A:1106:G:C8	2.46	0.50
10:J:37:ARG:HH21	10:J:77:VAL:HG11	1.76	0.50
1:A:80:A:C4	1:A:81:A:H1'	2.45	0.50
1:A:137:U:H2'	1:A:138:G:H8	1.76	0.50
1:A:265:G:H21	1:A:267:C:H5'	1.77	0.50
1:A:901:A:OP2	1:A:901:A:H8	1.94	0.50
4:D:15:GLU:OE2	4:D:56:ARG:NE	2.44	0.50
4:D:109:ALA:N	4:D:113:GLU:OE1	2.42	0.50
14:N:9:ARG:O	14:N:13:ARG:HG3	2.11	0.50
19:S:20:GLU:HA	19:S:23:VAL:HG12	1.92	0.50
20:T:27:MET:O	20:T:30:THR:OG1	2.17	0.50
1:A:76:G:H2'	1:A:77:A:C8	2.46	0.50
1:A:539:A:H2'	1:A:540:G:H8	1.74	0.50
1:A:555:U:H2'	1:A:556:C:C6	2.47	0.50
1:A:612:C:H2'	1:A:613:C:C6	2.46	0.50
1:A:693:G:C2	1:A:694:A:C4	2.99	0.50
3:C:179:ARG:HG3	3:C:206:GLU:OE1	2.11	0.50
4:D:92:ALA:HB1	4:D:185:LYS:HE2	1.93	0.50
7:G:9:GLN:NE2	7:G:12:ILE:HD11	2.26	0.50
9:I:36:GLU:O	9:I:45:ARG:NH2	2.42	0.50
14:N:40:ASP:HA	14:N:43:ASN:HD21	1.77	0.50
1:A:19:A:OP1	5:E:135:ASN:ND2	2.44	0.50
1:A:219:U:H2'	1:A:220:G:H8	1.74	0.50
1:A:260:G:H2'	1:A:261:U:H6	1.75	0.50
1:A:414:A:H2'	1:A:415:A:O4'	2.11	0.50
1:A:663:A:H2'	1:A:664:G:C8	2.46	0.50
1:A:925:G:O4'	1:A:926:G:H2'	2.10	0.50
1:A:957:U:H4'	19:S:79:THR:HG23	1.94	0.50
1:A:1534:A:H8	1:A:1534:A:OP2	1.94	0.50
9:I:37:GLN:NE2	9:I:38:TYR:HB2	2.26	0.50
12:L:34:CYS:HA	12:L:55:VAL:HA	1.94	0.50
1:A:332:G:OP2	20:T:4:ILE:HG12	2.11	0.50
1:A:1262:C:H2'	1:A:1263:C:H6	1.76	0.50
1:A:1289:A:N1	1:A:1371:G:O2'	2.35	0.50
4:D:150:LYS:NZ	4:D:177:LYS:O	2.33	0.50

Continued on next page...

Continued from previous page...

Atom-1	Atom-2	Interatomic distance (Å)	Clash overlap (Å)
11:K:26:SER:OG	11:K:29:ASN:N	2.41	0.50
22:X:98:GLU:HG2	22:X:116:VAL:HG22	1.93	0.50
1:A:312:C:H2'	1:A:313:A:C8	2.47	0.50
1:A:1057:G:H1	1:A:1203:C:H42	1.59	0.50
3:C:67:THR:HA	3:C:102:ASN:O	2.10	0.50
3:C:188:GLU:OE2	3:C:196:ILE:N	2.45	0.50
15:O:57:LEU:O	15:O:61:SER:OG	2.19	0.50
22:X:36:LEU:O	22:X:75:GLU:N	2.40	0.50
1:A:419:C:C2	1:A:425:G:C2	3.00	0.50
1:A:933:G:C4	1:A:935:A:C8	3.00	0.50
1:A:1323:G:H2'	1:A:1324:A:C8	2.46	0.50
1:A:1342:C:O5'	9:I:129:LYS:NZ	2.43	0.50
3:C:40:ARG:NH1	3:C:55:ILE:HG23	2.27	0.50
1:A:880:C:OP1	12:L:9:ARG:NH1	2.45	0.49
1:A:1151:A:O2'	1:A:1152:A:H5''	2.11	0.49
1:A:1166:G:C5	1:A:1168:U:H5''	2.46	0.49
1:A:1251:A:N3	1:A:1369:C:O2'	2.42	0.49
1:A:1271:A:H2'	1:A:1272:G:C8	2.46	0.49
7:G:73:VAL:HG12	7:G:142:HIS:CD2	2.47	0.49
13:M:4:ILE:HD11	13:M:22:ILE:HD11	1.94	0.49
14:N:47:LYS:O	14:N:50:THR:OG1	2.28	0.49
15:O:33:THR:HG22	15:O:63:ARG:NH1	2.27	0.49
1:A:45:G:H2'	1:A:46:G:C8	2.47	0.49
1:A:218:U:H2'	1:A:219:U:C6	2.47	0.49
1:A:765:G:C6	1:A:812:G:C4	3.00	0.49
1:A:1004:A:HO2'	1:A:1036:A:H2	1.60	0.49
1:A:1226:C:H5	13:M:103:LYS:HD3	1.77	0.49
1:A:1276:G:C2	1:A:1277:C:C2	3.00	0.49
1:A:1308:U:H3'	13:M:98:ARG:NH2	2.27	0.49
8:H:75:ILE:HD13	8:H:129:VAL:HA	1.95	0.49
11:K:36:ASP:OD1	11:K:39:GLY:N	2.45	0.49
14:N:4:GLN:HA	14:N:7:LYS:HE3	1.95	0.49
22:X:19:LEU:HD21	22:X:57:GLN:OE1	2.12	0.49
1:A:86:G:N3	1:A:87:C:N4	2.55	0.49
1:A:91:U:O2'	1:A:92:U:H5'	2.13	0.49
1:A:1226:C:H41	13:M:103:LYS:HD3	1.76	0.49
3:C:70:THR:O	3:C:106:VAL:N	2.40	0.49
12:L:75:GLN:O	12:L:78:SER:OG	2.17	0.49
1:A:92:U:H2'	1:A:93:U:C6	2.47	0.49
1:A:751:U:O4	1:A:752:G:N1	2.46	0.49
1:A:921:U:O2'	5:E:24:THR:O	2.28	0.49

Continued on next page...

Continued from previous page...

Atom-1	Atom-2	Interatomic distance (Å)	Clash overlap (Å)
1:A:946:A:H2'	1:A:947:G:C8	2.47	0.49
1:A:1297:G:H1'	7:G:114:LYS:HD2	1.95	0.49
1:A:1371:G:O3'	9:I:71:GLY:HA3	2.13	0.49
1:A:1375:A:H5''	7:G:25:LYS:NZ	2.27	0.49
3:C:113:ALA:N	3:C:183:ASP:OD2	2.38	0.49
3:C:120:ILE:HD11	3:C:137:ALA:HB2	1.94	0.49
3:C:126:ARG:HB2	3:C:128:VAL:HG13	1.93	0.49
4:D:49:SER:O	4:D:53:VAL:HG23	2.13	0.49
7:G:11:LYS:N	7:G:11:LYS:HD2	2.27	0.49
1:A:406:G:N2	4:D:116:GLN:HE22	2.08	0.49
1:A:579:A:H5'	1:A:728:A:H1'	1.94	0.49
1:A:766:A:H2'	1:A:767:A:H8	1.76	0.49
1:A:843:U:H2'	1:A:844:G:H8	1.77	0.49
1:A:977:A:H1'	1:A:982:U:O4	2.11	0.49
1:A:1333:A:H2'	1:A:1334:G:O4'	2.12	0.49
4:D:172:GLU:HB2	4:D:183:LYS:HZ2	1.78	0.49
5:E:34:THR:HG22	5:E:52:LYS:HG2	1.94	0.49
8:H:40:LEU:HA	8:H:43:GLU:HB2	1.94	0.49
17:Q:46:VAL:HG21	17:Q:61:ILE:HG21	1.94	0.49
19:S:17:LYS:O	19:S:21:LYS:HG2	2.12	0.49
21:U:51:SER:HA	21:U:54:LYS:HE3	1.93	0.49
1:A:475:C:H2'	1:A:476:U:H6	1.78	0.49
1:A:677:U:O2	1:A:777:A:O2'	2.28	0.49
1:A:708:C:H2'	1:A:709:U:C6	2.47	0.49
3:C:6:HIS:CE1	3:C:8:ASN:HB3	2.48	0.49
6:F:45:ARG:N	6:F:57:ALA:O	2.35	0.49
20:T:44:LYS:HB2	20:T:87:ALA:HB3	1.94	0.49
1:A:208:U:C2	1:A:210:C:N3	2.81	0.49
1:A:218:U:H2'	1:A:219:U:H6	1.77	0.49
1:A:508:U:H4'	4:D:51:TYR:CE2	2.47	0.49
1:A:1380:U:C5	7:G:3:ARG:HA	2.47	0.49
1:A:1540:U:O3'	5:E:57:PRO:HB3	2.12	0.49
8:H:8:ALA:O	8:H:12:THR:HG23	2.13	0.49
16:P:78:VAL:HA	16:P:81:ALA:HB3	1.95	0.49
1:A:176:C:H2'	1:A:177:G:N3	2.27	0.49
1:A:206:C:H2'	1:A:207:C:H6	1.78	0.49
1:A:254:G:H2'	1:A:255:G:C8	2.48	0.49
1:A:878:A:OP2	8:H:80:ARG:NH1	2.45	0.49
3:C:87:LEU:HA	3:C:90:VAL:HG22	1.94	0.49
9:I:47:VAL:HG23	9:I:80:ARG:NH1	2.24	0.49
13:M:46:SER:OG	13:M:47:GLU:OE1	2.23	0.49

Continued on next page...

Continued from previous page...

Atom-1	Atom-2	Interatomic distance (Å)	Clash overlap (Å)
1:A:9:G:H5'	5:E:108:GLY:HA3	1.95	0.49
1:A:795:C:H5''	11:K:128:ARG:HH21	1.77	0.49
1:A:1088:G:C6	1:A:1089:G:C5	3.01	0.49
8:H:116:ALA:O	8:H:120:GLY:N	2.45	0.49
10:J:98:VAL:O	10:J:99:GLN:NE2	2.45	0.49
1:A:91:U:C5'	1:A:91:U:H6	2.25	0.49
1:A:713:G:H2'	1:A:714:G:C8	2.48	0.49
1:A:824:G:O4'	8:H:2:SER:N	2.45	0.49
1:A:947:G:O6	1:A:1234:C:N4	2.41	0.49
7:G:94:VAL:HA	7:G:97:ASN:ND2	2.28	0.49
7:G:125:SER:O	7:G:129:GLU:HG2	2.13	0.49
12:L:66:TYR:HB2	12:L:93:VAL:HG11	1.94	0.49
1:A:591:U:H2'	1:A:592:G:H8	1.78	0.48
1:A:1527:U:OP2	21:U:45:ARG:NH2	2.46	0.48
3:C:121:THR:OG1	3:C:189:ALA:HB2	2.13	0.48
9:I:12:ARG:H	9:I:15:SER:H	1.60	0.48
15:O:18:ASP:N	15:O:18:ASP:OD1	2.44	0.48
20:T:27:MET:SD	20:T:28:MET:N	2.86	0.48
1:A:322:C:H2'	1:A:323:U:C6	2.48	0.48
1:A:501:C:P	12:L:121:ARG:HH21	2.36	0.48
4:D:105:MET:HG2	4:D:171:LEU:HD13	1.96	0.48
7:G:83:SER:OG	7:G:84:THR:N	2.46	0.48
8:H:77:ARG:HD2	8:H:126:ILE:O	2.13	0.48
10:J:14:ASP:OD2	10:J:16:ARG:HB2	2.14	0.48
12:L:72:HIS:CD2	22:X:49:ASP:HB3	2.48	0.48
15:O:35:GLN:O	15:O:39:LEU:N	2.45	0.48
1:A:335:C:H2'	1:A:336:A:H8	1.77	0.48
1:A:1058:G:OP1	3:C:199:LYS:NZ	2.30	0.48
1:A:1217:C:H2'	1:A:1218:C:H6	1.77	0.48
4:D:50:ASP:OD1	4:D:51:TYR:N	2.44	0.48
6:F:29:ILE:HG23	6:F:34:GLY:HA3	1.95	0.48
7:G:38:THR:O	7:G:41:SER:OG	2.30	0.48
8:H:78:VAL:HG23	8:H:79:SER:H	1.79	0.48
11:K:25:ALA:HB1	11:K:90:GLY:O	2.13	0.48
22:X:56:HIS:O	22:X:59:SER:OG	2.23	0.48
1:A:703:G:H2'	1:A:703:G:OP2	2.13	0.48
1:A:1125:U:C2	1:A:1127:G:C8	3.01	0.48
1:A:469:C:H2'	1:A:470:C:O4'	2.13	0.48
1:A:499:A:C6	1:A:547:A:C8	3.01	0.48
4:D:160:GLU:O	4:D:160:GLU:CD	2.51	0.48
6:F:3:HIS:HB2	6:F:92:THR:HG23	1.95	0.48

Continued on next page...

Continued from previous page...

Atom-1	Atom-2	Interatomic distance (Å)	Clash overlap (Å)
10:J:53:ILE:HG22	14:N:85:ARG:NE	2.29	0.48
20:T:29:ARG:HA	20:T:32:ILE:HG12	1.96	0.48
1:A:592:G:C6	1:A:648:A:C6	3.02	0.48
10:J:30:LYS:HE2	10:J:36:VAL:HG12	1.94	0.48
14:N:49:GLN:NE2	19:S:13:LEU:H	2.11	0.48
17:Q:13:VAL:HG22	17:Q:22:VAL:O	2.14	0.48
1:A:12:U:H4'	1:A:526:C:H4'	1.96	0.48
1:A:405:U:O4	4:D:2:ALA:N	2.47	0.48
1:A:1011:C:H2'	1:A:1012:A:H8	1.79	0.48
1:A:1269:A:N3	1:A:1326:U:H1'	2.28	0.48
10:J:17:LEU:HA	10:J:20:GLN:OE1	2.13	0.48
12:L:51:LYS:CB	12:L:67:ILE:HB	2.44	0.48
17:Q:64:CYS:SG	17:Q:74:THR:HG23	2.53	0.48
20:T:26:SER:O	20:T:30:THR:HG23	2.14	0.48
1:A:1040:U:H2'	1:A:1041:G:C8	2.48	0.48
16:P:32:PHE:HE1	16:P:35:ARG:H	1.62	0.48
21:U:62:ARG:HB3	21:U:66:ARG:HH21	1.78	0.48
1:A:501:C:H2'	1:A:502:A:C8	2.49	0.48
1:A:1392:G:O6	1:A:1503:A:H5'	2.13	0.48
5:E:72:ILE:HD12	5:E:145:GLU:HB3	1.95	0.48
6:F:47:LEU:HD12	6:F:55:HIS:HA	1.96	0.48
7:G:40:GLU:HA	7:G:43:VAL:HG22	1.96	0.48
9:I:35:LEU:HD21	9:I:45:ARG:HB3	1.96	0.48
9:I:115:LYS:HB2	9:I:118:LEU:HD12	1.96	0.48
14:N:20:TYR:CE2	14:N:52:PRO:HG2	2.49	0.48
1:A:339:C:H2'	1:A:340:U:C6	2.49	0.48
1:A:1248:A:C2	1:A:1249:C:H1'	2.48	0.48
1:A:1250:A:OP2	9:I:68:LYS:HD3	2.12	0.48
3:C:35:SER:O	3:C:39:VAL:HG13	2.13	0.48
3:C:156:ARG:HG3	3:C:160:ALA:O	2.14	0.48
5:E:84:PRO:HA	5:E:97:GLN:HA	1.96	0.48
6:F:66:ALA:HB1	6:F:70:VAL:CG1	2.44	0.48
10:J:63:ASP:OD2	14:N:98:LYS:NZ	2.43	0.48
11:K:31:ILE:HG12	11:K:46:THR:HB	1.96	0.48
1:A:476:U:H2'	1:A:477:C:C6	2.48	0.47
1:A:705:G:C5	1:A:706:A:C8	3.02	0.47
1:A:827:U:H2'	1:A:870:U:O4	2.15	0.47
1:A:1099:G:C6	1:A:1100:C:C2	3.02	0.47
3:C:132:ARG:HG3	3:C:136:ARG:HH12	1.79	0.47
4:D:57:GLU:CB	4:D:199:LEU:HD11	2.44	0.47
14:N:14:VAL:HA	14:N:60:GLN:NE2	2.29	0.47

Continued on next page...

Continued from previous page...

Atom-1	Atom-2	Interatomic distance (Å)	Clash overlap (Å)
1:A:73:C:H2'	1:A:74:A:C8	2.48	0.47
1:A:264:C:O2'	17:Q:66:PRO:O	2.32	0.47
1:A:559:A:H4'	1:A:560:A:H3'	1.96	0.47
1:A:1072:G:H2'	1:A:1073:U:O4'	2.13	0.47
1:A:1141:C:O2'	1:A:1142:G:H8	1.98	0.47
4:D:19:LEU:HG	4:D:64:ILE:HG22	1.96	0.47
12:L:51:LYS:HB2	12:L:67:ILE:HB	1.95	0.47
12:L:101:ALA:N	12:L:104:CYS:SG	2.87	0.47
1:A:201:G:H2'	1:A:202:G:H8	1.79	0.47
1:A:1382:C:O4'	7:G:79:ARG:HD2	2.14	0.47
6:F:6:ILE:HG13	6:F:89:VAL:HG23	1.94	0.47
6:F:46:GLN:HA	6:F:56:LYS:HA	1.97	0.47
1:A:237:G:H2'	1:A:238:A:H8	1.78	0.47
1:A:698:G:C6	1:A:699:C:C4	3.02	0.47
1:A:737:C:H2'	1:A:738:C:C6	2.49	0.47
1:A:980:C:O3'	14:N:13:ARG:NH2	2.45	0.47
4:D:116:GLN:HE21	4:D:120:HIS:CE1	2.32	0.47
4:D:170:TRP:HE1	4:D:171:LEU:HD23	1.78	0.47
5:E:57:PRO:O	5:E:60:ILE:HG22	2.14	0.47
12:L:87:VAL:CG2	12:L:90:LEU:HD22	2.44	0.47
19:S:53:ASN:OD1	19:S:56:GLN:N	2.28	0.47
1:A:573:A:N3	1:A:883:C:O2'	2.47	0.47
1:A:691:G:H22	1:A:695:A:H5''	1.79	0.47
1:A:1512:U:H2'	1:A:1513:A:H8	1.76	0.47
1:A:1525:G:H2'	1:A:1526:G:C8	2.48	0.47
1:A:1531:A:O2'	1:A:1532:U:C6	2.64	0.47
11:K:86:VAL:O	11:K:112:ASP:HA	2.15	0.47
22:X:62:LEU:CD2	22:X:74:LEU:HD12	2.44	0.47
1:A:471:U:O2'	1:A:472:U:OP1	2.29	0.47
1:A:512:U:H2'	1:A:513:C:H6	1.79	0.47
1:A:606:G:N2	1:A:632:U:OP1	2.33	0.47
1:A:695:A:H61	1:A:797:C:H1'	1.79	0.47
1:A:1122:U:H2'	1:A:1123:U:C5'	2.44	0.47
1:A:1134:G:H1	1:A:1140:C:H42	1.62	0.47
1:A:1317:C:H3'	1:A:1318:A:H8	1.79	0.47
1:A:1517:G:H2'	1:A:1518:MA6:C8	2.44	0.47
2:B:187:VAL:O	2:B:201:PRO:HA	2.14	0.47
3:C:59:ARG:HG2	3:C:64:ILE:HG22	1.95	0.47
7:G:99:LEU:HA	7:G:102:ARG:HD2	1.95	0.47
1:A:72:A:H5'	1:A:73:C:OP2	2.14	0.47
1:A:736:C:H2'	1:A:737:C:C6	2.50	0.47

Continued on next page...

Continued from previous page...

Atom-1	Atom-2	Interatomic distance (Å)	Clash overlap (Å)
1:A:738:C:H2'	1:A:739:C:H6	1.79	0.47
1:A:1088:G:H21	1:A:1167:A:N6	2.12	0.47
1:A:1255:G:C6	1:A:1279:G:C8	3.03	0.47
1:A:1377:A:H5'	7:G:95:ARG:NH2	2.30	0.47
3:C:79:LYS:HD2	3:C:79:LYS:HA	1.59	0.47
3:C:122:SER:O	3:C:126:ARG:HG2	2.15	0.47
4:D:60:LYS:O	4:D:64:ILE:HG23	2.15	0.47
4:D:147:GLU:OE1	4:D:147:GLU:N	2.41	0.47
9:I:67:VAL:HG21	9:I:75:GLN:HB3	1.96	0.47
10:J:85:ASP:O	10:J:89:ARG:NH1	2.47	0.47
11:K:64:GLN:NE2	11:K:65:VAL:HG23	2.29	0.47
12:L:39:THR:OG1	22:X:48:VAL:CG2	2.63	0.47
13:M:52:GLN:O	13:M:55:THR:OG1	2.25	0.47
22:X:91:TYR:CD1	22:X:125:ILE:HG21	2.49	0.47
1:A:924:C:H3'	1:A:925:G:C5'	2.43	0.47
3:C:36:ASP:O	3:C:39:VAL:HG22	2.15	0.47
7:G:5:ARG:NH1	7:G:7:ILE:HA	2.29	0.47
7:G:31:MET:SD	7:G:34:GLY:HA2	2.55	0.47
7:G:38:THR:O	7:G:42:ILE:HG13	2.14	0.47
22:X:111:ARG:HE	22:X:136:PHE:HE1	1.61	0.47
1:A:90:C:C2	1:A:91:U:C5	3.03	0.47
1:A:155:A:H2'	1:A:156:C:C6	2.49	0.47
1:A:977:A:OP1	14:N:61:ARG:NH2	2.45	0.47
1:A:1091:U:N3	1:A:1095:U:C4	2.83	0.47
5:E:50:TYR:O	5:E:66:LYS:NZ	2.29	0.47
5:E:57:PRO:C	5:E:60:ILE:HG22	2.36	0.47
22:X:118:LYS:CD	22:X:128:THR:HG23	2.44	0.47
1:A:389:A:H3'	1:A:390:U:H6	1.80	0.47
1:A:399:G:H2'	1:A:400:C:H6	1.80	0.47
1:A:674:G:H21	11:K:118:HIS:HB2	1.80	0.47
1:A:764:C:H2'	1:A:765:G:O4'	2.15	0.47
1:A:1133:G:C2	1:A:1134:G:C4	3.03	0.47
1:A:1375:A:H5''	7:G:25:LYS:HZ2	1.80	0.47
4:D:62:ARG:O	4:D:66:GLY:N	2.35	0.47
6:F:38:ARG:HG2	6:F:63:ASN:HB3	1.96	0.47
11:K:27:PHE:HD1	11:K:90:GLY:HA2	1.80	0.47
11:K:112:ASP:OD1	11:K:112:ASP:N	2.47	0.47
1:A:102:G:H2'	1:A:103:U:H6	1.80	0.46
1:A:123:U:H2'	1:A:124:C:H6	1.79	0.46
1:A:156:C:H2'	1:A:157:U:C6	2.50	0.46
1:A:161:A:H2'	1:A:162:A:C8	2.50	0.46

Continued on next page...

Continued from previous page...

Atom-1	Atom-2	Interatomic distance (Å)	Clash overlap (Å)
1:A:432:A:H2'	1:A:433:G:O4'	2.15	0.46
1:A:1027:C:C2	1:A:1028:C:C5	3.03	0.46
1:A:1119:C:H2'	1:A:1120:C:C6	2.50	0.46
3:C:189:ALA:O	3:C:195:VAL:HA	2.15	0.46
6:F:34:GLY:C	6:F:35:LYS:HD2	2.36	0.46
6:F:52:ASN:O	6:F:54:LEU:HG	2.15	0.46
11:K:82:LEU:HD21	11:K:107:ILE:HG13	1.97	0.46
13:M:4:ILE:HA	13:M:57:ARG:NE	2.30	0.46
20:T:53:GLU:O	20:T:56:PRO:HD2	2.15	0.46
1:A:45:G:H2'	1:A:46:G:H8	1.79	0.46
1:A:85:U:OP2	1:A:86:G:N2	2.48	0.46
1:A:260:G:C4	1:A:261:U:C5	3.03	0.46
1:A:629:A:H2'	1:A:630:A:O4'	2.15	0.46
1:A:878:A:H2'	1:A:879:C:H6	1.76	0.46
1:A:992:U:C4	1:A:1045:C:C2	3.03	0.46
1:A:1029:U:H5'	1:A:1030:U:C4	2.50	0.46
2:B:107:VAL:O	2:B:111:ILE:HG12	2.14	0.46
3:C:41:GLN:O	3:C:44:THR:HG22	2.15	0.46
3:C:199:LYS:HD2	3:C:199:LYS:N	2.30	0.46
9:I:36:GLU:HA	9:I:45:ARG:NE	2.30	0.46
9:I:113:ARG:HG3	14:N:101:TRP:CZ3	2.50	0.46
10:J:93:ALA:O	10:J:96:VAL:HG22	2.16	0.46
11:K:35:THR:HG22	11:K:41:ALA:HA	1.96	0.46
14:N:34:VAL:HG22	14:N:35:ASN:H	1.81	0.46
1:A:298:A:O2'	1:A:299:G:OP1	2.32	0.46
1:A:790:A:C6	1:A:791:G:C6	3.03	0.46
1:A:948:C:H2'	1:A:949:A:H8	1.81	0.46
1:A:1090:U:H2'	1:A:1091:U:C6	2.50	0.46
1:A:1369:C:OP1	14:N:101:TRP:HZ3	1.98	0.46
3:C:11:ARG:NH2	3:C:182:ILE:HD12	2.31	0.46
7:G:40:GLU:O	7:G:43:VAL:HG22	2.16	0.46
13:M:27:LYS:HD3	13:M:27:LYS:HA	1.70	0.46
13:M:49:SER:O	13:M:53:ILE:HG12	2.15	0.46
1:A:78:A:H2'	1:A:79:G:H8	1.81	0.46
1:A:411:A:H4'	1:A:412:A:H5'	1.97	0.46
1:A:666:G:C5	1:A:741:G:C6	3.03	0.46
5:E:44:GLY:O	5:E:74:VAL:N	2.49	0.46
6:F:23:GLU:O	6:F:27:ALA:N	2.49	0.46
6:F:61:LEU:HD23	6:F:62:MET:N	2.31	0.46
7:G:51:ALA:O	7:G:56:LYS:HD2	2.16	0.46
7:G:56:LYS:O	7:G:57:SER:OG	2.30	0.46

Continued on next page...

Continued from previous page...

Atom-1	Atom-2	Interatomic distance (Å)	Clash overlap (Å)
1:A:85:U:H4'	1:A:86:G:OP1	2.14	0.46
1:A:689:C:C2	1:A:690:G:C8	3.04	0.46
1:A:1056:U:H5'	3:C:163:ALA:HB2	1.96	0.46
1:A:1242:G:C6	1:A:1243:C:C4	3.04	0.46
1:A:1366:C:H2'	1:A:1367:C:C6	2.50	0.46
2:B:148:LEU:CD2	2:B:151:ILE:HD11	2.44	0.46
4:D:150:LYS:NZ	4:D:178:MET:HB2	2.30	0.46
4:D:170:TRP:HB2	4:D:184:ARG:O	2.15	0.46
7:G:50:LEU:HD21	7:G:61:ALA:HB3	1.97	0.46
7:G:85:TYR:CE1	7:G:151:PHE:HB3	2.51	0.46
9:I:33:ARG:HD2	9:I:38:TYR:CE1	2.51	0.46
10:J:35:GLN:H	10:J:76:ILE:HG23	1.79	0.46
11:K:15:GLN:OE1	11:K:78:GLY:HA3	2.16	0.46
1:A:95:C:H2'	1:A:96:U:H6	1.80	0.46
1:A:875:U:O2'	8:H:15:ARG:NH1	2.48	0.46
1:A:1110:A:H2'	1:A:1111:A:O4'	2.16	0.46
1:A:1140:C:HO2'	1:A:1141:C:P	2.39	0.46
1:A:1537:U:H5''	3:C:164:ARG:CZ	2.41	0.46
2:B:22:TYR:CZ	21:U:67:ARG:NH1	2.56	0.46
21:U:4:ILE:HG13	21:U:19:PHE:HA	1.98	0.46
1:A:177:G:OP2	1:A:177:G:N2	2.45	0.46
1:A:425:G:H2'	1:A:426:U:O4'	2.15	0.46
1:A:649:A:H2'	1:A:650:G:O4'	2.16	0.46
1:A:928:G:O2'	1:A:1392:G:OP2	2.34	0.46
1:A:1291:U:H2'	1:A:1292:G:C8	2.43	0.46
3:C:36:ASP:OD1	3:C:37:PHE:N	2.48	0.46
7:G:70:ARG:HH12	7:G:97:ASN:HB3	1.81	0.46
7:G:111:ARG:HB2	7:G:123:GLU:OE2	2.15	0.46
1:A:415:A:C4	1:A:416:G:C8	3.04	0.46
1:A:1080:A:P	5:E:50:TYR:OH	2.73	0.46
5:E:114:VAL:HG21	5:E:137:VAL:HG12	1.98	0.46
11:K:21:ALA:HB3	11:K:84:VAL:HA	1.98	0.46
13:M:86:TYR:O	13:M:89:LEU:HB2	2.16	0.46
22:X:118:LYS:CG	22:X:128:THR:CG2	2.87	0.46
1:A:217:C:H2'	1:A:218:U:H6	1.81	0.46
1:A:337:G:H2'	1:A:338:A:C8	2.50	0.46
1:A:598:U:H2'	1:A:599:C:H6	1.80	0.46
1:A:1055:A:N3	3:C:156:ARG:NH1	2.63	0.46
4:D:72:PHE:HE1	4:D:94:LEU:HD11	1.81	0.46
6:F:27:ALA:O	6:F:30:THR:OG1	2.20	0.46
8:H:5:ASP:OD1	8:H:7:ILE:N	2.49	0.46

Continued on next page...

Continued from previous page...

Atom-1	Atom-2	Interatomic distance (Å)	Clash overlap (Å)
9:I:8:GLY:HA3	9:I:19:VAL:HB	1.97	0.46
22:X:101:LEU:C	22:X:101:LEU:HD12	2.35	0.46
1:A:437:U:HO2'	4:D:120:HIS:CE1	2.33	0.46
1:A:643:C:H2'	1:A:644:U:C6	2.50	0.46
1:A:980:C:H4'	14:N:59:ARG:HH21	1.81	0.46
4:D:50:ASP:OD1	4:D:50:ASP:N	2.49	0.46
5:E:66:LYS:HB2	5:E:66:LYS:HE3	1.66	0.46
9:I:88:MET:CE	9:I:104:VAL:HG22	2.46	0.46
10:J:8:ILE:HG22	10:J:10:LEU:HD21	1.98	0.46
1:A:120:A:C4	1:A:122:G:C5	3.04	0.45
1:A:675:A:H1'	11:K:118:HIS:CD2	2.51	0.45
1:A:687:A:N3	1:A:688:G:H1'	2.30	0.45
1:A:795:C:H5''	11:K:128:ARG:NE	2.29	0.45
1:A:1095:U:H2'	1:A:1096:C:C6	2.51	0.45
5:E:44:GLY:N	5:E:118:ALA:O	2.37	0.45
6:F:101:PRO:N	6:F:104:LYS:HZ3	2.14	0.45
7:G:115:SER:HB3	7:G:118:LEU:HB2	1.97	0.45
14:N:83:LYS:HA	14:N:86:GLU:OE1	2.17	0.45
17:Q:57:ASP:OD1	17:Q:57:ASP:O	2.34	0.45
1:A:68:G:C6	1:A:69:G:H1'	2.51	0.45
1:A:707:U:H2'	1:A:708:C:C6	2.51	0.45
1:A:744:C:H2'	1:A:745:G:H8	1.80	0.45
1:A:801:U:H2'	1:A:802:A:C8	2.51	0.45
3:C:50:ALA:O	3:C:72:ARG:HB2	2.17	0.45
8:H:7:ILE:HB	8:H:77:ARG:NH1	2.30	0.45
10:J:85:ASP:O	10:J:89:ARG:HG2	2.16	0.45
11:K:109:ASN:HD21	21:U:3:VAL:HG13	1.82	0.45
13:M:107:ARG:NH1	13:M:110:LYS:HG2	2.31	0.45
22:X:37:ARG:HG2	22:X:75:GLU:HG3	1.99	0.45
1:A:120:A:H1'	1:A:121:U:H5	1.79	0.45
1:A:176:C:H5''	20:T:24:ARG:HH21	1.80	0.45
1:A:418:C:H2'	1:A:419:C:C6	2.52	0.45
1:A:448:A:H3'	1:A:449:G:C8	2.51	0.45
1:A:704:A:H2'	1:A:705:G:O4'	2.15	0.45
1:A:865:A:H5'	1:A:1078:U:O4	2.16	0.45
1:A:977:A:O3'	1:A:980:C:N4	2.48	0.45
1:A:1124:G:O2'	1:A:1145:A:N6	2.49	0.45
1:A:1133:G:H2'	1:A:1134:G:C8	2.51	0.45
1:A:1278:G:N3	1:A:1278:G:H5'	2.31	0.45
1:A:1305:G:N1	1:A:1331:G:O2'	2.43	0.45
7:G:5:ARG:HH11	7:G:7:ILE:HA	1.82	0.45

Continued on next page...

Continued from previous page...

Atom-1	Atom-2	Interatomic distance (Å)	Clash overlap (Å)
19:S:52:HIS:HA	19:S:57:HIS:HA	1.98	0.45
1:A:837:U:O2	1:A:849:G:N1	2.19	0.45
1:A:1165:U:H2'	1:A:1166:G:O4'	2.16	0.45
1:A:1359:C:H6	14:N:75:ARG:HH21	1.64	0.45
1:A:1375:A:P	7:G:28:ASN:HD22	2.38	0.45
3:C:110:GLU:H	3:C:110:GLU:CD	2.19	0.45
5:E:151:GLU:HA	5:E:154:ALA:HB3	1.98	0.45
19:S:15:LEU:O	19:S:19:VAL:HG12	2.16	0.45
1:A:694:A:C2	1:A:695:A:H1'	2.52	0.45
1:A:811:C:H4'	1:A:901:A:H61	1.82	0.45
1:A:1107:C:H2'	1:A:1108:G:O4'	2.16	0.45
1:A:1152:A:P	10:J:72:ARG:HH22	2.37	0.45
1:A:1208:C:HO2'	1:A:1209:C:P	2.39	0.45
1:A:1250:A:H5'	9:I:69:GLY:H	1.80	0.45
1:A:1515:G:H2'	1:A:1516:2MG:O4'	2.17	0.45
3:C:20:SER:HB2	14:N:92:GLU:O	2.17	0.45
3:C:183:ASP:OD1	3:C:184:TYR:N	2.49	0.45
6:F:42:TRP:CZ2	6:F:61:LEU:HD12	2.50	0.45
1:A:517:G:H4'	1:A:519:C:C6	2.51	0.45
1:A:975:A:N1	1:A:1366:C:O2'	2.30	0.45
1:A:1263:C:H2'	1:A:1264:U:C6	2.51	0.45
1:A:1329:A:H5''	13:M:26:GLY:H	1.82	0.45
1:A:1344:C:P	9:I:124:ARG:HH21	2.39	0.45
1:A:1527:U:H2'	1:A:1528:U:C6	2.52	0.45
3:C:108:LYS:CB	3:C:111:LEU:HB2	2.47	0.45
3:C:115:LEU:HA	3:C:118:ASP:OD2	2.16	0.45
4:D:170:TRP:CG	4:D:186:PRO:HB3	2.52	0.45
5:E:13:GLU:HG3	5:E:39:VAL:HG22	1.97	0.45
11:K:50:SER:HA	11:K:69:ARG:HH12	1.81	0.45
12:L:39:THR:HG22	12:L:40:THR:N	2.32	0.45
1:A:92:U:H2'	1:A:93:U:H6	1.82	0.45
1:A:160:A:H2'	1:A:161:A:O4'	2.17	0.45
1:A:544:G:C6	1:A:545:C:C4	3.05	0.45
1:A:857:C:H3'	1:A:858:G:H8	1.80	0.45
1:A:1090:U:H2'	1:A:1091:U:H6	1.82	0.45
1:A:1112:C:O2	3:C:179:ARG:HG2	2.16	0.45
1:A:1229:A:H2'	1:A:1230:C:C6	2.52	0.45
1:A:1514:G:H2'	1:A:1515:G:C8	2.51	0.45
1:A:1533:C:H2'	1:A:1534:A:C8	2.52	0.45
2:B:174:LYS:HB2	2:B:174:LYS:HE2	1.78	0.45
3:C:156:ARG:NH1	3:C:193:TYR:O	2.43	0.45

Continued on next page...

Continued from previous page...

Atom-1	Atom-2	Interatomic distance (Å)	Clash overlap (Å)
4:D:102:VAL:HG13	4:D:107:PHE:HB2	1.97	0.45
4:D:124:MET:HG2	4:D:129:VAL:HG22	1.98	0.45
10:J:59:LYS:HE3	10:J:62:ARG:HH22	1.82	0.45
15:O:63:ARG:HD2	15:O:87:LEU:CD1	2.34	0.45
22:X:87:THR:HG23	22:X:90:HIS:CE1	2.52	0.45
1:A:184:G:H2'	1:A:185:U:H6	1.78	0.45
1:A:494:G:H2'	1:A:496:A:H8	1.82	0.45
1:A:673:A:H2'	1:A:674:G:C8	2.52	0.45
1:A:1534:A:OP2	1:A:1534:A:C8	2.70	0.45
6:F:8:PHE:CZ	6:F:60:VAL:HG11	2.52	0.45
20:T:71:LYS:HG3	20:T:74:ARG:HH21	1.81	0.45
1:A:501:C:OP2	12:L:121:ARG:NH2	2.37	0.45
1:A:532:A:H3'	1:A:532:A:N3	2.31	0.45
1:A:1027:C:H2'	1:A:1028:C:C6	2.52	0.45
1:A:1096:C:O2'	1:A:1097:C:H5'	2.17	0.45
1:A:1149:C:H2'	1:A:1150:A:C8	2.52	0.45
1:A:1308:U:C5'	13:M:109:ARG:HH22	2.30	0.45
3:C:6:HIS:CG	14:N:89:MET:HB3	2.51	0.45
5:E:132:ASN:OD1	5:E:134:ILE:HG12	2.17	0.45
7:G:111:ARG:HG2	7:G:113:ASP:OD1	2.17	0.45
13:M:10:PRO:HB2	13:M:45:ILE:HG21	1.99	0.45
22:X:46:ILE:O	22:X:46:ILE:CG2	2.64	0.45
1:A:88:U:O2'	1:A:89:U:O5'	2.33	0.45
1:A:102:G:H2'	1:A:103:U:C6	2.52	0.45
1:A:255:G:H2'	1:A:256:U:C6	2.51	0.45
1:A:366:A:O2'	1:A:394:G:N2	2.50	0.45
1:A:1134:G:N2	1:A:1140:C:N3	2.60	0.45
1:A:1250:A:H4'	9:I:70:GLY:H	1.80	0.45
9:I:31:ASN:ND2	9:I:67:VAL:HG12	2.31	0.45
11:K:109:ASN:OD1	11:K:110:ILE:N	2.49	0.45
21:U:39:GLU:HG2	21:U:43:THR:OG1	2.17	0.45
1:A:964:A:H4'	10:J:57:VAL:HG21	1.99	0.44
1:A:1039:G:C6	1:A:1040:U:C4	3.05	0.44
1:A:1087:G:C6	1:A:1099:G:C6	3.05	0.44
1:A:1348:U:C2	1:A:1349:A:C8	3.05	0.44
1:A:1373:G:H5''	7:G:36:LYS:HG3	1.99	0.44
6:F:10:VAL:HA	6:F:84:VAL:HA	1.99	0.44
7:G:17:LYS:HG3	7:G:18:PHE:CD2	2.52	0.44
9:I:47:VAL:O	9:I:80:ARG:HD2	2.17	0.44
9:I:47:VAL:CG2	9:I:80:ARG:HH11	2.27	0.44
10:J:30:LYS:HE2	10:J:36:VAL:CG1	2.47	0.44

Continued on next page...

Continued from previous page...

Atom-1	Atom-2	Interatomic distance (Å)	Clash overlap (Å)
14:N:24:ARG:HD3	14:N:51:LEU:HD23	1.98	0.44
16:P:8:ARG:NH2	16:P:15:PRO:HB3	2.32	0.44
16:P:9:HIS:N	16:P:16:PHE:O	2.44	0.44
1:A:155:A:H2'	1:A:156:C:H6	1.82	0.44
1:A:867:G:O2'	1:A:873:A:N1	2.34	0.44
1:A:942:G:C2	1:A:1342:C:C2	3.05	0.44
2:B:96:TRP:CZ2	2:B:100:MET:HB3	2.52	0.44
9:I:44:ALA:HA	9:I:47:VAL:HG12	1.98	0.44
16:P:57:ILE:O	16:P:60:TRP:N	2.50	0.44
20:T:29:ARG:O	20:T:33:LYS:NZ	2.47	0.44
22:X:82:ASP:OD1	22:X:145:ASN:HB3	2.17	0.44
1:A:144:G:C6	1:A:145:G:C5	3.06	0.44
1:A:335:C:H2'	1:A:336:A:C8	2.52	0.44
1:A:517:G:C4	1:A:530:G:H8	2.35	0.44
1:A:665:A:H62	1:A:724:G:H1	1.65	0.44
1:A:677:U:H2'	1:A:678:U:H6	1.81	0.44
1:A:771:G:H2'	1:A:772:U:H6	1.81	0.44
1:A:1193:G:OP2	3:C:167:TRP:NE1	2.45	0.44
1:A:1294:G:H2'	1:A:1295:U:C6	2.53	0.44
3:C:114:LYS:HD3	3:C:185:ASN:ND2	2.32	0.44
4:D:146:ARG:HH12	4:D:148:LYS:HD3	1.82	0.44
5:E:57:PRO:O	5:E:60:ILE:CG2	2.66	0.44
12:L:110:ARG:NH2	12:L:112:GLN:O	2.44	0.44
1:A:119:A:H4'	1:A:120:A:N9	2.32	0.44
1:A:280:C:O4'	17:Q:40:ARG:NH2	2.48	0.44
1:A:585:G:C6	1:A:586:C:C4	3.05	0.44
1:A:796:C:OP1	11:K:128:ARG:N	2.50	0.44
1:A:831:A:H2'	1:A:832:G:O4'	2.17	0.44
1:A:919:A:O2'	1:A:1080:A:N1	2.43	0.44
1:A:1179:A:C5'	9:I:104:VAL:HG12	2.45	0.44
1:A:1239:A:H61	1:A:1296:C:H2'	1.82	0.44
9:I:42:GLU:OE2	9:I:45:ARG:HB2	2.17	0.44
13:M:19:LEU:HD13	13:M:19:LEU:HA	1.84	0.44
13:M:95:LEU:HB2	13:M:96:PRO:HD2	1.99	0.44
22:X:118:LYS:HD3	22:X:128:THR:HG23	1.98	0.44
1:A:18:C:OP1	5:E:132:ASN:ND2	2.33	0.44
1:A:359:G:H2'	1:A:360:G:O4'	2.17	0.44
1:A:501:C:H2'	1:A:502:A:H8	1.82	0.44
1:A:763:G:H2'	1:A:764:C:C6	2.52	0.44
1:A:1104:G:H2'	1:A:1105:A:O4'	2.17	0.44
1:A:1208:C:O2'	1:A:1209:C:OP1	2.31	0.44

Continued on next page...

Continued from previous page...

Atom-1	Atom-2	Interatomic distance (Å)	Clash overlap (Å)
1:A:1382:C:H1'	7:G:79:ARG:HH11	1.83	0.44
8:H:30:SER:O	8:H:34:VAL:HG23	2.18	0.44
9:I:19:VAL:HA	9:I:64:TYR:O	2.17	0.44
11:K:17:SER:HA	11:K:79:ILE:HA	2.00	0.44
1:A:337:G:H2'	1:A:338:A:H8	1.83	0.44
1:A:389:A:H3'	1:A:390:U:C6	2.53	0.44
1:A:1072:G:C6	1:A:1073:U:N3	2.86	0.44
1:A:1275:A:H2'	1:A:1276:G:O4'	2.18	0.44
8:H:77:ARG:NE	8:H:79:SER:O	2.51	0.44
8:H:86:TYR:CE2	8:H:124:GLU:HB2	2.53	0.44
15:O:24:SER:O	15:O:27:VAL:HB	2.18	0.44
19:S:21:LYS:HA	19:S:21:LYS:HD3	1.78	0.44
21:U:46:LYS:HG3	21:U:47:ARG:N	2.32	0.44
1:A:50:A:O2'	1:A:360:G:N2	2.51	0.44
1:A:618:C:H5''	1:A:619:U:H5''	1.99	0.44
1:A:642:A:H2'	1:A:643:C:O4'	2.18	0.44
1:A:683:G:O2'	1:A:684:U:H5'	2.17	0.44
1:A:980:C:H4'	14:N:59:ARG:NH2	2.32	0.44
1:A:1073:U:H3	1:A:1102:A:N6	2.16	0.44
1:A:1256:A:C6	1:A:1278:G:C2	3.05	0.44
1:A:1514:G:H2'	1:A:1515:G:H8	1.83	0.44
1:A:1523:G:H2'	1:A:1524:C:H6	1.83	0.44
3:C:59:ARG:HE	3:C:64:ILE:CG2	2.25	0.44
6:F:17:GLN:O	6:F:21:MET:HG2	2.17	0.44
7:G:15:ASP:O	7:G:19:GLY:N	2.50	0.44
14:N:49:GLN:HE22	19:S:13:LEU:N	2.16	0.44
22:X:68:ILE:HG23	22:X:70:VAL:HG22	1.99	0.44
1:A:494:G:O2'	1:A:496:A:H1'	2.18	0.44
1:A:701:U:OP1	1:A:702:A:O2'	2.20	0.44
1:A:936:C:H2'	1:A:937:A:O4'	2.18	0.44
1:A:1157:A:H4'	1:A:1158:C:O5'	2.18	0.44
1:A:1537:U:C3'	3:C:164:ARG:HH12	2.30	0.44
7:G:74:GLU:OE1	7:G:90:GLU:HA	2.17	0.44
11:K:71:ALA:O	11:K:74:VAL:HG22	2.17	0.44
14:N:12:LYS:HB3	14:N:12:LYS:HE2	1.69	0.44
14:N:83:LYS:HA	14:N:83:LYS:HD3	1.75	0.44
20:T:27:MET:HE2	20:T:31:PHE:HE1	1.83	0.44
1:A:77:A:C8	1:A:77:A:OP2	2.70	0.44
1:A:264:C:N4	1:A:265:G:C6	2.85	0.44
1:A:273:U:O2'	17:Q:18:GLU:OE2	2.30	0.44
1:A:413:G:H1'	1:A:428:G:H21	1.83	0.44

Continued on next page...

Continued from previous page...

Atom-1	Atom-2	Interatomic distance (Å)	Clash overlap (Å)
1:A:514:C:C2	1:A:515:G:C8	3.05	0.44
1:A:563:A:O2'	1:A:566:G:O3'	2.35	0.44
1:A:612:C:N3	1:A:628:G:N1	2.59	0.44
1:A:986:U:H2'	1:A:987:G:O4'	2.17	0.44
1:A:1360:A:H2'	1:A:1361:G:O4'	2.18	0.44
2:B:154:MET:HG2	2:B:156:GLY:O	2.18	0.44
3:C:148:GLY:HA3	3:C:172:ARG:O	2.18	0.44
15:O:55:GLY:O	15:O:58:ARG:HB2	2.18	0.44
16:P:77:GLU:CD	16:P:80:LYS:HZ1	2.21	0.44
1:A:259:G:C4	1:A:260:G:C8	3.06	0.43
1:A:1171:A:H2'	1:A:1172:C:C6	2.52	0.43
1:A:1198:G:H2'	1:A:1199:U:C6	2.53	0.43
1:A:1279:G:O2'	1:A:1281:C:OP2	2.24	0.43
1:A:1320:C:C2	19:S:72:GLY:HA3	2.53	0.43
2:B:171:ILE:O	2:B:175:GLU:HG3	2.18	0.43
6:F:46:GLN:HE22	6:F:56:LYS:HB2	1.83	0.43
9:I:72:ILE:HA	9:I:75:GLN:NE2	2.33	0.43
10:J:45:ARG:NH2	10:J:47:GLU:OE2	2.51	0.43
10:J:49:PHE:O	10:J:64:GLN:HA	2.17	0.43
12:L:35:THR:OG1	22:X:81:LEU:HB2	2.17	0.43
13:M:23:TYR:O	13:M:25:VAL:N	2.50	0.43
1:A:695:A:C4	1:A:696:A:C8	3.06	0.43
1:A:734:G:C2	1:A:735:C:C2	3.07	0.43
1:A:1523:G:H2'	1:A:1524:C:C6	2.53	0.43
5:E:133:PRO:O	5:E:137:VAL:HG22	2.18	0.43
6:F:23:GLU:O	6:F:26:THR:OG1	2.35	0.43
11:K:94:GLU:HG2	11:K:98:ARG:HH12	1.83	0.43
14:N:20:TYR:O	14:N:24:ARG:HG2	2.18	0.43
14:N:88:ALA:O	14:N:91:GLY:N	2.47	0.43
22:X:33:THR:O	22:X:35:THR:N	2.51	0.43
1:A:299:G:H2'	1:A:300:A:C8	2.53	0.43
1:A:1124:G:C2	1:A:1127:G:C2	3.07	0.43
1:A:1130:A:H61	1:A:1144:G:H1'	1.82	0.43
1:A:1518:MA6:H2'	1:A:1519:MA6:O4'	2.18	0.43
2:B:68:LEU:HA	2:B:90:PHE:O	2.19	0.43
3:C:111:LEU:HG	3:C:144:LEU:HD23	2.00	0.43
7:G:74:GLU:OE1	7:G:74:GLU:N	2.51	0.43
9:I:4:ASN:CG	9:I:5:GLN:H	2.21	0.43
9:I:12:ARG:N	9:I:15:SER:HB2	2.34	0.43
10:J:6:ILE:CG1	10:J:76:ILE:HB	2.47	0.43
12:L:36:ARG:HH11	22:X:77:SER:HG	1.63	0.43

Continued on next page...

Continued from previous page...

Atom-1	Atom-2	Interatomic distance (Å)	Clash overlap (Å)
12:L:50:ARG:HD2	12:L:90:LEU:HD11	2.00	0.43
17:Q:27:ARG:HE	17:Q:42:THR:CG2	2.32	0.43
1:A:323:U:H2'	1:A:324:G:O4'	2.19	0.43
1:A:379:C:H2'	1:A:380:G:C8	2.54	0.43
1:A:545:C:H5''	4:D:69:GLU:HG2	1.99	0.43
1:A:681:A:C6	1:A:710:G:C6	3.06	0.43
1:A:772:U:H2'	1:A:773:G:H8	1.83	0.43
1:A:903:G:H2'	1:A:904:U:H6	1.84	0.43
1:A:1249:C:P	9:I:68:LYS:HZ1	2.34	0.43
3:C:172:ARG:HD2	3:C:174:PRO:HD3	2.00	0.43
9:I:30:ILE:CG2	9:I:35:LEU:HA	2.47	0.43
9:I:72:ILE:HG13	9:I:73:SER:H	1.83	0.43
11:K:22:HIS:HB2	11:K:33:THR:HB	1.99	0.43
11:K:79:ILE:HD12	11:K:82:LEU:HD13	1.98	0.43
13:M:54:ASP:OD1	13:M:54:ASP:N	2.51	0.43
16:P:52:LEU:HD23	16:P:78:VAL:HG11	1.99	0.43
1:A:318:G:C6	1:A:336:A:C6	3.07	0.43
1:A:932:C:N4	1:A:933:G:O6	2.52	0.43
1:A:932:C:O3'	7:G:4:ARG:NH2	2.52	0.43
1:A:1026:G:C2	1:A:1027:C:C6	3.07	0.43
1:A:1086:U:H3	1:A:1099:G:H22	1.66	0.43
1:A:1106:G:H2'	1:A:1107:C:C6	2.53	0.43
1:A:1202:U:H2'	1:A:1203:C:O4'	2.19	0.43
1:A:1328:C:H2'	1:A:1329:A:C8	2.52	0.43
6:F:38:ARG:NH1	6:F:61:LEU:HD22	2.34	0.43
8:H:78:VAL:HG21	8:H:125:ILE:HG22	1.98	0.43
10:J:10:LEU:HD22	10:J:98:VAL:HG12	1.99	0.43
20:T:36:TYR:HA	20:T:39:ILE:HG22	2.01	0.43
21:U:49:LYS:O	21:U:49:LYS:HD3	2.18	0.43
1:A:14:U:N3	1:A:17:U:OP2	2.37	0.43
1:A:24:U:H2'	1:A:25:C:H6	1.84	0.43
1:A:519:C:C2	1:A:520:A:H1'	2.53	0.43
1:A:558:G:OP2	1:A:559:A:O2'	2.25	0.43
1:A:807:A:C5	1:A:808:C:C4	3.07	0.43
1:A:1072:G:C5	1:A:1073:U:C4	3.06	0.43
1:A:1135:U:O3'	1:A:1136:C:H2'	2.17	0.43
1:A:1184:G:C2	1:A:1185:G:C8	3.07	0.43
1:A:1285:A:H4'	1:A:1286:U:C5	2.54	0.43
1:A:1306:A:H2'	1:A:1307:U:O4'	2.19	0.43
1:A:1347:G:C8	9:I:109:ARG:HB3	2.54	0.43
3:C:58:GLU:HG2	3:C:65:ARG:HG3	1.99	0.43

Continued on next page...

Continued from previous page...

Atom-1	Atom-2	Interatomic distance (Å)	Clash overlap (Å)
3:C:124:LEU:HD13	3:C:196:ILE:HD11	2.00	0.43
22:X:118:LYS:HD3	22:X:128:THR:CG2	2.48	0.43
1:A:253:A:H2'	1:A:254:G:H8	1.84	0.43
1:A:521:G:H4'	12:L:70:GLU:OE2	2.18	0.43
1:A:599:C:H2'	1:A:600:A:H8	1.84	0.43
1:A:695:A:H2'	1:A:696:A:O4'	2.19	0.43
1:A:1122:U:O4	1:A:1123:U:N3	2.52	0.43
1:A:1138:G:C2	1:A:1140:C:C5	3.07	0.43
1:A:1172:C:H2'	1:A:1173:U:H6	1.83	0.43
11:K:100:LEU:O	11:K:105:PHE:HB2	2.19	0.43
1:A:156:C:C4	1:A:157:U:C4	3.07	0.43
1:A:414:A:C4	1:A:415:A:C8	3.06	0.43
1:A:427:U:C4	1:A:428:G:C5	3.06	0.43
1:A:517:G:H4'	1:A:519:C:C2	2.54	0.43
1:A:721:G:H4'	1:A:722:G:O4'	2.19	0.43
1:A:946:A:H2'	1:A:947:G:H8	1.83	0.43
1:A:1103:C:O2'	1:A:1104:G:OP1	2.33	0.43
1:A:1151:A:O2'	1:A:1152:A:H8	2.02	0.43
1:A:1293:C:H2'	1:A:1294:G:C8	2.54	0.43
1:A:1308:U:OP2	13:M:100:GLN:NE2	2.51	0.43
1:A:1340:A:H2'	1:A:1341:U:H6	1.83	0.43
2:B:143:LYS:HE2	2:B:143:LYS:HB3	1.91	0.43
20:T:45:ALA:HA	20:T:48:GLN:HE21	1.83	0.43
20:T:70:ASN:O	20:T:74:ARG:HG3	2.18	0.43
1:A:653:U:O5'	8:H:56:LYS:NZ	2.33	0.43
1:A:690:G:H2'	1:A:691:G:C8	2.54	0.43
1:A:712:A:C6	1:A:713:G:C6	3.07	0.43
1:A:922:G:H1'	5:E:24:THR:HG22	2.01	0.43
1:A:1244:G:H2'	1:A:1245:C:C6	2.54	0.43
1:A:1356:G:H2'	1:A:1357:A:C8	2.53	0.43
1:A:1384:C:H2'	1:A:1385:G:C8	2.54	0.43
8:H:101:ILE:O	8:H:129:VAL:HG22	2.19	0.43
14:N:46:LEU:HD12	19:S:13:LEU:HB3	1.99	0.43
14:N:86:GLU:H	14:N:86:GLU:CD	2.21	0.43
1:A:91:U:C3'	1:A:91:U:C6	3.02	0.43
1:A:155:A:C6	1:A:156:C:C4	3.07	0.43
1:A:591:U:H2'	1:A:592:G:C8	2.53	0.43
1:A:801:U:C2	1:A:802:A:C8	3.06	0.43
1:A:1028:C:C4	1:A:1029:U:C4	3.07	0.43
1:A:1063:C:H2'	1:A:1064:G:C8	2.54	0.43
1:A:1130:A:OP1	9:I:18:ARG:HD3	2.19	0.43

Continued on next page...

Continued from previous page...

Atom-1	Atom-2	Interatomic distance (Å)	Clash overlap (Å)
1:A:1232:U:OP1	9:I:128:SER:HB3	2.19	0.43
1:A:1341:U:O2'	1:A:1342:C:H5'	2.18	0.43
3:C:24:ALA:HB1	3:C:28:GLU:HG2	2.00	0.43
3:C:124:LEU:HD23	3:C:124:LEU:HA	1.86	0.43
4:D:124:MET:HG3	4:D:146:ARG:HG2	2.00	0.43
4:D:188:ARG:HA	4:D:188:ARG:HD2	1.93	0.43
5:E:159:LYS:HB2	5:E:164:ILE:HD11	2.00	0.43
7:G:114:LYS:HD3	7:G:114:LYS:HA	1.81	0.43
8:H:10:MET:O	8:H:14:ILE:HG13	2.19	0.43
10:J:53:ILE:HG22	14:N:85:ARG:HE	1.83	0.43
17:Q:7:THR:O	17:Q:8:LEU:HD23	2.19	0.43
19:S:39:THR:OG1	19:S:68:GLY:O	2.32	0.43
22:X:89:GLU:O	22:X:93:ARG:HG3	2.19	0.43
1:A:148:G:H2'	1:A:149:A:O4'	2.19	0.42
1:A:299:G:C6	1:A:300:A:C6	3.07	0.42
1:A:383:A:C5	1:A:384:G:H1'	2.53	0.42
1:A:410:G:C2	1:A:429:U:C2	3.06	0.42
1:A:841:C:C2	1:A:846:G:C2	3.07	0.42
1:A:994:A:C5	1:A:1216:A:H4'	2.54	0.42
1:A:1165:U:H3	1:A:1171:A:H61	1.65	0.42
1:A:1258:G:H2'	1:A:1259:C:C6	2.54	0.42
1:A:1284:C:OP2	1:A:1285:A:O2'	2.33	0.42
1:A:1328:C:C2	1:A:1329:A:C8	3.07	0.42
2:B:186:ILE:HG21	2:B:213:TYR:CE2	2.54	0.42
10:J:14:ASP:OD2	10:J:17:LEU:HD13	2.18	0.42
19:S:13:LEU:O	19:S:17:LYS:HG2	2.19	0.42
1:A:620:C:H2'	1:A:621:A:O4'	2.19	0.42
1:A:903:G:H2'	1:A:904:U:C6	2.54	0.42
1:A:1018:G:C6	1:A:1019:A:C5	3.07	0.42
1:A:1034:G:H2'	1:A:1035:A:H8	1.85	0.42
1:A:1130:A:H2'	1:A:1131:G:H8	1.84	0.42
1:A:1507:A:C2	1:A:1530:G:C4	3.07	0.42
5:E:111:MET:HE3	5:E:111:MET:HB3	1.91	0.42
16:P:8:ARG:H	16:P:29:ASN:HD21	1.67	0.42
21:U:42:THR:O	21:U:46:LYS:HG2	2.19	0.42
1:A:746:A:H2'	1:A:747:A:C8	2.54	0.42
1:A:1084:G:C5	1:A:1085:U:C4	3.07	0.42
1:A:1250:A:H5'	9:I:69:GLY:HA2	2.01	0.42
2:B:9:MET:HB3	2:B:14:VAL:HB	2.00	0.42
2:B:187:VAL:N	2:B:200:ILE:O	2.45	0.42
3:C:20:SER:O	14:N:94:PRO:HB3	2.18	0.42

Continued on next page...

Continued from previous page...

Atom-1	Atom-2	Interatomic distance (Å)	Clash overlap (Å)
3:C:181:ASP:OD2	3:C:204:LYS:HE2	2.19	0.42
4:D:187:GLU:OE1	4:D:187:GLU:N	2.53	0.42
5:E:153:VAL:HG23	5:E:154:ALA:H	1.83	0.42
6:F:21:MET:HA	6:F:24:ARG:NH1	2.34	0.42
7:G:17:LYS:HD2	7:G:44:TYR:CZ	2.54	0.42
7:G:69:VAL:CG2	7:G:127:ALA:HB1	2.49	0.42
7:G:112:GLY:O	7:G:114:LYS:N	2.52	0.42
12:L:79:VAL:O	12:L:103:ASP:HB3	2.19	0.42
1:A:206:C:C2	1:A:207:C:C5	3.07	0.42
1:A:619:U:N3	4:D:131:ASN:OD1	2.42	0.42
1:A:654:G:C4	1:A:655:A:C8	3.07	0.42
1:A:666:G:OP2	1:A:725:G:N2	2.33	0.42
1:A:1250:A:P	9:I:69:GLY:H	2.42	0.42
1:A:1257:A:H3'	1:A:1258:G:H5'	2.02	0.42
1:A:1305:G:N2	1:A:1331:G:O2'	2.47	0.42
2:B:70:VAL:N	2:B:162:PHE:O	2.50	0.42
2:B:210:VAL:O	2:B:214:LEU:HG	2.19	0.42
3:C:114:LYS:HB2	3:C:185:ASN:HD22	1.83	0.42
3:C:167:TRP:CZ3	3:C:169:ARG:HB2	2.54	0.42
4:D:45:LYS:HA	4:D:45:LYS:HD2	1.84	0.42
7:G:107:ALA:HB1	7:G:133:THR:OG1	2.19	0.42
11:K:22:HIS:HA	11:K:85:MET:SD	2.59	0.42
14:N:31:ILE:HD11	14:N:45:VAL:N	2.34	0.42
15:O:58:ARG:O	15:O:62:GLN:N	2.44	0.42
16:P:54:LEU:HA	16:P:57:ILE:HB	2.00	0.42
17:Q:5:ILE:HD12	17:Q:62:ARG:HD3	2.02	0.42
21:U:13:ASP:HA	21:U:16:LEU:HD12	2.01	0.42
1:A:123:U:H2'	1:A:124:C:C6	2.55	0.42
1:A:333:U:H2'	1:A:334:C:H6	1.84	0.42
1:A:542:G:OP1	4:D:10:LYS:NZ	2.45	0.42
1:A:662:U:P	6:F:93:LYS:HZ1	2.41	0.42
1:A:687:A:H5'	11:K:44:TRP:HZ2	1.84	0.42
1:A:872:A:C5	1:A:874:G:C8	3.07	0.42
1:A:953:G:H2'	1:A:954:G:O4'	2.20	0.42
1:A:1043:G:C6	1:A:1044:A:C6	3.07	0.42
1:A:1266:G:C2	1:A:1270:G:C5	3.08	0.42
1:A:1306:A:C6	1:A:1307:U:C2	3.08	0.42
3:C:90:VAL:HA	3:C:93:ASP:OD2	2.19	0.42
6:F:37:HIS:O	6:F:97:THR:HG22	2.19	0.42
9:I:120:LYS:HB2	9:I:123:ARG:HB3	2.01	0.42
13:M:16:VAL:HG23	13:M:30:SER:OG	2.19	0.42

Continued on next page...

Continued from previous page...

Atom-1	Atom-2	Interatomic distance (Å)	Clash overlap (Å)
21:U:41:PRO:O	21:U:44:GLU:HG2	2.19	0.42
1:A:204:G:O6	1:A:205:A:N6	2.53	0.42
1:A:1029:U:H5'	1:A:1030:U:C5	2.54	0.42
1:A:1052:U:O2'	1:A:1055:A:OP2	2.28	0.42
3:C:31:ASP:OD1	3:C:32:ASN:N	2.52	0.42
5:E:15:LEU:CD1	5:E:60:ILE:HD12	2.50	0.42
11:K:94:GLU:HA	11:K:97:ILE:HG22	2.00	0.42
22:X:7:LYS:HB3	22:X:7:LYS:HE2	1.59	0.42
1:A:36:C:C4	1:A:37:U:C4	3.07	0.42
1:A:211:G:H3'	1:A:211:G:N3	2.35	0.42
1:A:223:A:H2'	1:A:224:U:H6	1.85	0.42
1:A:696:A:H2'	1:A:697:U:H6	1.83	0.42
1:A:771:G:C4	1:A:809:G:C2	3.07	0.42
1:A:1064:G:O2'	1:A:1190:G:N2	2.51	0.42
1:A:1121:U:C2	1:A:1122:U:C6	3.07	0.42
1:A:1143:G:C2	1:A:1144:G:C4	3.08	0.42
1:A:1170:A:H2'	1:A:1171:A:O4'	2.19	0.42
1:A:1237:C:O2'	1:A:1300:G:N2	2.52	0.42
1:A:1390:U:O2'	1:A:1391:U:P	2.77	0.42
7:G:50:LEU:O	7:G:54:SER:HB2	2.18	0.42
8:H:59:LEU:HD12	8:H:60:GLU:H	1.85	0.42
9:I:27:LYS:HG2	9:I:62:ASP:HB2	2.00	0.42
9:I:33:ARG:HD2	9:I:38:TYR:CD1	2.55	0.42
1:A:36:C:H2'	1:A:37:U:C6	2.54	0.42
1:A:145:G:C2	1:A:146:G:C8	3.08	0.42
1:A:297:G:H4'	1:A:557:G:H4'	2.02	0.42
1:A:459:A:H2'	1:A:460:A:C8	2.55	0.42
1:A:584:G:H2'	1:A:585:G:H8	1.84	0.42
1:A:632:U:H3'	1:A:633:G:H5'	2.01	0.42
1:A:909:A:H2'	1:A:910:C:O4'	2.20	0.42
1:A:993:G:H2'	1:A:995:C:H41	1.84	0.42
1:A:1032:G:C6	1:A:1033:G:C4	3.08	0.42
1:A:1095:U:C4	1:A:1096:C:C4	3.07	0.42
1:A:1133:G:H2'	1:A:1134:G:H8	1.85	0.42
1:A:1289:A:H2'	1:A:1290:G:H5'	2.01	0.42
4:D:82:LEU:HD23	4:D:82:LEU:HA	1.91	0.42
4:D:85:ASN:HD22	4:D:88:GLU:HB2	1.84	0.42
16:P:55:ASP:OD1	16:P:55:ASP:N	2.53	0.42
17:Q:42:THR:O	17:Q:42:THR:OG1	2.32	0.42
1:A:90:C:HO2'	1:A:91:U:H6	1.66	0.42
1:A:453:G:H8	1:A:453:G:OP2	2.03	0.42

Continued on next page...

Continued from previous page...

Atom-1	Atom-2	Interatomic distance (Å)	Clash overlap (Å)
1:A:506:G:C5	1:A:507:C:C4	3.07	0.42
1:A:582:C:C2	1:A:583:A:C8	3.08	0.42
1:A:626:G:H2'	1:A:627:G:O4'	2.20	0.42
1:A:662:U:H2'	1:A:663:A:C8	2.53	0.42
1:A:689:C:H2'	1:A:690:G:O4'	2.19	0.42
1:A:718:A:H1'	21:U:35:ARG:HH22	1.84	0.42
1:A:774:G:C4	1:A:775:G:C8	3.08	0.42
1:A:1149:C:N4	1:A:1150:A:N6	2.68	0.42
1:A:1227:A:O3'	13:M:114:LYS:HD2	2.19	0.42
3:C:12:LEU:HA	3:C:16:LYS:O	2.19	0.42
3:C:73:PRO:O	3:C:77:ILE:HG12	2.20	0.42
4:D:94:LEU:HD23	4:D:94:LEU:HA	1.80	0.42
19:S:58:VAL:HG13	19:S:58:VAL:O	2.20	0.42
1:A:204:G:H2'	1:A:205:A:C1'	2.49	0.42
1:A:443:C:N4	1:A:491:G:O6	2.36	0.42
1:A:465:A:C2	1:A:466:A:C4	3.07	0.42
1:A:530:G:O2'	1:A:532:A:H5''	2.20	0.42
1:A:846:G:N2	1:A:847:G:C4	2.88	0.42
1:A:1088:G:C2	1:A:1098:C:N3	2.88	0.42
1:A:1239:A:C4	1:A:1241:G:C2	3.08	0.42
1:A:1246:A:C6	1:A:1292:G:C6	3.07	0.42
3:C:32:ASN:O	3:C:35:SER:OG	2.30	0.42
5:E:160:SER:OG	5:E:163:GLU:HB2	2.20	0.42
6:F:22:ILE:O	6:F:26:THR:OG1	2.26	0.42
9:I:104:VAL:O	9:I:104:VAL:CG1	2.61	0.42
12:L:114:ARG:NH2	12:L:121:ARG:HB2	2.35	0.42
14:N:73:PHE:CZ	14:N:78:GLY:HA2	2.55	0.42
1:A:216:U:H2'	1:A:217:C:C6	2.55	0.41
1:A:320:A:H2'	1:A:321:A:O4'	2.20	0.41
1:A:413:G:H22	1:A:429:U:P	2.43	0.41
1:A:460:A:H2'	1:A:461:A:C8	2.55	0.41
1:A:502:A:C2	1:A:544:G:C2	3.08	0.41
1:A:767:A:C2	1:A:768:A:C4	3.08	0.41
1:A:935:A:N1	7:G:3:ARG:NH2	2.68	0.41
1:A:1237:C:H4'	1:A:1300:G:N2	2.35	0.41
1:A:1299:A:H1'	1:A:1301:U:O4'	2.20	0.41
3:C:66:VAL:HG12	3:C:101:ILE:HG22	2.02	0.41
3:C:83:ASP:OD1	3:C:84:VAL:N	2.51	0.41
3:C:109:PRO:HG2	3:C:110:GLU:OE1	2.20	0.41
3:C:142:MET:HE2	3:C:170:GLU:OE1	2.20	0.41
4:D:12:SER:HB3	4:D:17:THR:O	2.20	0.41

Continued on next page...

Continued from previous page...

Atom-1	Atom-2	Interatomic distance (Å)	Clash overlap (Å)
7:G:15:ASP:N	7:G:20:SER:O	2.52	0.41
8:H:78:VAL:HG23	8:H:125:ILE:O	2.20	0.41
12:L:9:ARG:O	12:L:10:LYS:HG3	2.19	0.41
13:M:48:LEU:HD12	13:M:48:LEU:HA	1.90	0.41
1:A:79:G:H8	1:A:79:G:O5'	2.02	0.41
1:A:642:A:C5	1:A:643:C:C4	3.08	0.41
1:A:740:U:H4'	15:O:39:LEU:HD11	2.02	0.41
1:A:1057:G:H5'	3:C:155:GLY:HA3	2.02	0.41
1:A:1138:G:C2	1:A:1140:C:C4	3.08	0.41
1:A:1250:A:H5'	9:I:69:GLY:CA	2.50	0.41
1:A:1304:G:O6	1:A:1331:G:O2'	2.37	0.41
1:A:1342:C:O2'	1:A:1343:G:H5'	2.20	0.41
1:A:1380:U:O2	1:A:1382:C:N4	2.38	0.41
2:B:90:PHE:CE2	2:B:154:MET:HA	2.55	0.41
4:D:27:ALA:HB3	4:D:30:THR:HG23	2.02	0.41
6:F:18:VAL:HA	6:F:21:MET:HB2	2.02	0.41
8:H:41:LYS:HA	8:H:46:ILE:HG12	2.01	0.41
19:S:15:LEU:HD23	19:S:15:LEU:HA	1.80	0.41
20:T:30:THR:O	20:T:34:LYS:HG3	2.20	0.41
1:A:108:G:H5'	1:A:109:A:C5'	2.48	0.41
1:A:449:G:H2'	1:A:450:G:C8	2.55	0.41
1:A:487:A:H2'	1:A:488:C:O4'	2.20	0.41
1:A:540:G:C4	1:A:541:G:C8	3.08	0.41
1:A:857:C:H3'	1:A:858:G:C8	2.55	0.41
1:A:952:U:O2'	1:A:953:G:H5'	2.20	0.41
1:A:1016:A:N7	1:A:1017:U:H1'	2.36	0.41
1:A:1103:C:HO2'	1:A:1104:G:P	2.42	0.41
1:A:1133:G:O6	1:A:1141:C:N4	2.47	0.41
1:A:1134:G:H1	1:A:1140:C:N4	2.17	0.41
1:A:1181:G:H1'	1:A:1182:G:C5	2.55	0.41
1:A:1217:C:H2'	1:A:1218:C:C6	2.55	0.41
1:A:1248:A:C6	1:A:1290:G:C4	3.07	0.41
1:A:1308:U:H5'	13:M:109:ARG:HH22	1.85	0.41
1:A:1382:C:H1'	7:G:79:ARG:HD2	2.01	0.41
2:B:162:PHE:HA	2:B:184:PHE:O	2.21	0.41
3:C:39:VAL:HG12	3:C:94:ILE:HG23	2.02	0.41
3:C:55:ILE:HD13	3:C:68:ILE:HG12	2.02	0.41
3:C:79:LYS:O	3:C:82:GLU:HG2	2.20	0.41
4:D:9:LEU:HD13	4:D:32:CYS:HB3	2.02	0.41
6:F:29:ILE:HD12	6:F:64:VAL:HG11	2.01	0.41
17:Q:60:GLU:O	17:Q:76:VAL:HG22	2.20	0.41

Continued on next page...

Continued from previous page...

Atom-1	Atom-2	Interatomic distance (Å)	Clash overlap (Å)
21:U:22:SER:O	21:U:26:ALA:N	2.53	0.41
21:U:41:PRO:O	21:U:45:ARG:HG3	2.21	0.41
22:X:132:LYS:HE3	22:X:134:GLU:HB2	2.00	0.41
1:A:122:G:C2	1:A:123:U:C2	3.08	0.41
1:A:194:C:O2'	1:A:195:A:H5'	2.21	0.41
1:A:341:C:H2'	1:A:342:C:C6	2.56	0.41
1:A:417:G:C5	1:A:418:C:C4	3.08	0.41
1:A:504:C:C2	1:A:542:G:C2	3.09	0.41
1:A:540:G:C6	1:A:541:G:C5	3.08	0.41
1:A:582:C:C4	1:A:583:A:N7	2.89	0.41
1:A:719:C:O2'	18:R:38:LYS:HB3	2.20	0.41
1:A:795:C:OP1	11:K:128:ARG:NH2	2.53	0.41
1:A:872:A:C4	1:A:874:G:C8	3.08	0.41
1:A:912:C:H2'	1:A:913:A:C8	2.56	0.41
1:A:1242:G:C5	1:A:1243:C:C4	3.09	0.41
1:A:1304:G:N1	1:A:1332:A:OP2	2.51	0.41
3:C:118:ASP:O	3:C:121:THR:HG22	2.19	0.41
3:C:135:LYS:HB3	3:C:139:GLN:NE2	2.34	0.41
4:D:13:ARG:NH2	4:D:38:PRO:HA	2.34	0.41
6:F:6:ILE:CG1	6:F:71:ILE:HD11	2.47	0.41
9:I:30:ILE:HG21	9:I:38:TYR:CB	2.50	0.41
9:I:31:ASN:HD21	9:I:67:VAL:HG12	1.85	0.41
1:A:120:A:C5	1:A:122:G:C6	3.09	0.41
1:A:200:G:C2	1:A:201:G:C8	3.09	0.41
1:A:343:U:H2'	1:A:345:C:C4	2.55	0.41
1:A:345:C:H5'	1:A:346:G:C4	2.56	0.41
1:A:459:A:H2'	1:A:460:A:H8	1.86	0.41
1:A:505:G:C8	1:A:535:A:C4	3.09	0.41
1:A:1000:A:C6	1:A:1001:C:C4	3.09	0.41
1:A:1171:A:H2'	1:A:1172:C:H6	1.85	0.41
1:A:1237:C:H4'	1:A:1300:G:H22	1.86	0.41
1:A:1347:G:N2	1:A:1374:A:OP2	2.39	0.41
4:D:117:LEU:HB3	4:D:123:ILE:HD11	2.01	0.41
9:I:34:SER:OG	9:I:37:GLN:HG3	2.20	0.41
22:X:15:PRO:HG2	22:X:58:VAL:HG12	2.03	0.41
1:A:95:C:H2'	1:A:96:U:C6	2.55	0.41
1:A:108:G:O6	20:T:10:ARG:HG2	2.20	0.41
1:A:582:C:O2	1:A:759:A:N6	2.52	0.41
1:A:635:A:H2'	1:A:636:U:C6	2.56	0.41
1:A:722:G:C6	1:A:724:G:C4	3.08	0.41
1:A:779:C:H2'	1:A:780:A:O4'	2.20	0.41

Continued on next page...

Continued from previous page...

Atom-1	Atom-2	Interatomic distance (Å)	Clash overlap (Å)
1:A:892:A:C6	1:A:907:A:C8	3.08	0.41
1:A:1153:G:H2'	1:A:1154:G:O4'	2.21	0.41
1:A:1256:A:N6	1:A:1277:C:C2	2.89	0.41
3:C:84:VAL:HG13	3:C:101:ILE:HD11	2.02	0.41
4:D:18:ASP:OD2	4:D:28:ILE:HD11	2.20	0.41
6:F:18:VAL:HG22	6:F:19:PRO:HD3	2.01	0.41
7:G:65:ALA:O	7:G:69:VAL:HG23	2.20	0.41
8:H:49:PHE:HB3	8:H:61:LEU:HD23	2.02	0.41
10:J:32:THR:HG23	10:J:34:ALA:HB2	2.02	0.41
14:N:4:GLN:HG3	14:N:7:LYS:HE3	2.02	0.41
14:N:42:TRP:O	14:N:46:LEU:HD23	2.20	0.41
22:X:54:VAL:O	22:X:58:VAL:HG22	2.21	0.41
1:A:1:A:H2'	1:A:2:A:O4'	2.21	0.41
1:A:204:G:C5	1:A:465:A:C6	3.09	0.41
1:A:251:G:N1	1:A:266:G:C6	2.89	0.41
1:A:661:G:H2'	1:A:662:U:H6	1.85	0.41
1:A:951:G:C6	1:A:1231:G:C6	3.08	0.41
1:A:1023:U:H2'	1:A:1024:G:C8	2.55	0.41
3:C:40:ARG:HH11	3:C:55:ILE:HG23	1.84	0.41
13:M:80:LEU:HD23	13:M:80:LEU:HA	1.87	0.41
15:O:69:TYR:HD1	15:O:72:ARG:NH2	2.18	0.41
1:A:36:C:H2'	1:A:37:U:H6	1.86	0.41
1:A:542:G:N2	1:A:543:U:C2	2.88	0.41
1:A:619:U:O2	4:D:130:VAL:HA	2.20	0.41
1:A:643:C:O2'	8:H:124:GLU:OE1	2.35	0.41
1:A:683:G:H2'	1:A:684:U:C6	2.55	0.41
1:A:1239:A:H2'	1:A:1298:U:O4	2.21	0.41
1:A:1248:A:C5	1:A:1290:G:C4	3.09	0.41
2:B:20:THR:O	2:B:23:TRP:HD1	2.04	0.41
3:C:26:THR:HG22	14:N:76:LYS:HZ3	1.85	0.41
3:C:33:LEU:HD12	3:C:34:ASP:N	2.36	0.41
3:C:79:LYS:HG3	3:C:80:LYS:HZ2	1.85	0.41
5:E:149:SER:O	5:E:153:VAL:HG22	2.20	0.41
8:H:12:THR:HG22	8:H:15:ARG:HH22	1.83	0.41
14:N:39:GLU:O	14:N:43:ASN:N	2.45	0.41
1:A:202:G:H2'	1:A:203:G:O4'	2.21	0.41
1:A:259:G:H2'	1:A:260:G:C8	2.56	0.41
1:A:329:A:C5	1:A:332:G:C6	3.09	0.41
1:A:604:G:H2'	1:A:605:U:O4'	2.20	0.41
1:A:674:G:C2	1:A:675:A:C5	3.08	0.41
1:A:684:U:O2'	11:K:41:ALA:N	2.53	0.41

Continued on next page...

Continued from previous page...

Atom-1	Atom-2	Interatomic distance (Å)	Clash overlap (Å)
1:A:714:G:H2'	1:A:715:A:H8	1.79	0.41
1:A:729:A:C4	1:A:730:G:C8	3.09	0.41
1:A:770:C:O2'	1:A:771:G:H5'	2.21	0.41
1:A:785:G:H2'	1:A:786:G:O4'	2.21	0.41
1:A:885:G:C2	1:A:886:G:C8	3.09	0.41
1:A:923:A:C6	1:A:924:C:C2	3.08	0.41
1:A:987:G:C4	1:A:988:G:C8	3.09	0.41
1:A:1002:G:C6	1:A:1039:G:C6	3.09	0.41
1:A:1044:A:C5	1:A:1045:C:H1'	2.56	0.41
1:A:1137:C:O4'	1:A:1138:G:C2	2.74	0.41
1:A:1228:C:OP1	13:M:107:ARG:NH2	2.54	0.41
1:A:1253:G:C2	1:A:1254:A:C4	3.08	0.41
1:A:1309:G:O2'	13:M:73:ILE:HG22	2.21	0.41
1:A:1375:A:OP1	7:G:9:GLN:NE2	2.54	0.41
1:A:1377:A:H3'	7:G:7:ILE:O	2.20	0.41
6:F:11:HIS:ND1	6:F:13:ASP:OD1	2.54	0.41
7:G:124:LEU:HA	7:G:124:LEU:HD12	1.80	0.41
8:H:11:LEU:HB3	8:H:75:ILE:HG21	2.02	0.41
8:H:79:SER:HB2	8:H:125:ILE:O	2.21	0.41
8:H:101:ILE:HD13	8:H:101:ILE:HA	1.97	0.41
9:I:50:GLN:O	9:I:53:GLU:HG3	2.21	0.41
9:I:91:ASP:OD1	9:I:92:GLU:N	2.54	0.41
10:J:15:HIS:HA	10:J:18:ILE:HG22	2.02	0.41
10:J:27:GLU:O	10:J:31:ARG:HG2	2.20	0.41
13:M:22:ILE:HG22	13:M:23:TYR:O	2.21	0.41
13:M:53:ILE:O	13:M:57:ARG:HG3	2.20	0.41
20:T:36:TYR:CE2	20:T:79:LEU:HD21	2.56	0.41
1:A:261:U:H2'	1:A:263:A:OP2	2.20	0.41
1:A:404:G:H4'	1:A:439:U:O2	2.21	0.41
1:A:436:C:H2'	1:A:437:U:C6	2.56	0.41
1:A:507:C:OP2	1:A:508:U:O2'	2.22	0.41
1:A:1207:2MG:C6	1:A:1208:C:C4	3.09	0.41
1:A:1329:A:H4'	13:M:24:GLY:O	2.21	0.41
1:A:1507:A:H2'	1:A:1508:A:O4'	2.21	0.41
5:E:45:ARG:NH1	5:E:71:MET:O	2.54	0.41
11:K:27:PHE:CD1	11:K:90:GLY:HA2	2.54	0.41
14:N:52:PRO:HB2	14:N:55:SER:OG	2.21	0.41
19:S:50:ALA:HB1	19:S:57:HIS:HB2	2.02	0.41
21:U:20:LYS:HE3	21:U:20:LYS:HB2	1.90	0.41
22:X:11:MET:CE	22:X:65:GLU:HB2	2.51	0.41
22:X:30:ARG:HD2	22:X:30:ARG:HA	1.78	0.41

Continued on next page...

Continued from previous page...

Atom-1	Atom-2	Interatomic distance (Å)	Clash overlap (Å)
1:A:150:U:C4	1:A:170:U:C4	3.08	0.40
1:A:244:U:C2	1:A:894:G:C4	3.08	0.40
1:A:298:A:H2'	1:A:299:G:O4'	2.21	0.40
1:A:465:A:H2'	1:A:466:A:C8	2.56	0.40
1:A:517:G:N3	1:A:530:G:H8	2.18	0.40
1:A:660:C:H2'	1:A:661:G:O4'	2.21	0.40
1:A:819:A:C5	1:A:1529:G:C6	3.09	0.40
1:A:1229:A:H2'	1:A:1230:C:H6	1.87	0.40
2:B:90:PHE:CZ	2:B:154:MET:HA	2.56	0.40
3:C:118:ASP:OD1	3:C:119:SER:N	2.54	0.40
4:D:90:LEU:O	4:D:93:LEU:HG	2.21	0.40
8:H:90:ASP:N	8:H:90:ASP:OD1	2.53	0.40
15:O:73:LYS:HA	15:O:73:LYS:HD3	1.74	0.40
20:T:55:GLN:HB3	20:T:56:PRO:HD3	2.03	0.40
20:T:79:LEU:HD23	20:T:79:LEU:HA	1.88	0.40
21:U:5:LYS:HA	21:U:5:LYS:HD2	1.89	0.40
1:A:228:A:C6	1:A:229:U:C4	3.09	0.40
1:A:663:A:H5'	1:A:836:G:OP1	2.21	0.40
1:A:742:G:C2	1:A:743:A:C8	3.10	0.40
1:A:895:G:C6	1:A:896:C:C4	3.09	0.40
1:A:1297:G:N3	7:G:114:LYS:HD2	2.36	0.40
1:A:1524:C:H2'	1:A:1525:G:H8	1.85	0.40
3:C:188:GLU:OE2	3:C:195:VAL:HB	2.21	0.40
9:I:30:ILE:O	9:I:33:ARG:O	2.40	0.40
16:P:38:PHE:CE1	16:P:51:ARG:HB2	2.55	0.40
20:T:24:ARG:HG3	20:T:66:LEU:HD22	2.04	0.40
22:X:36:LEU:HD23	22:X:37:ARG:N	2.36	0.40
1:A:35:G:H2'	1:A:36:C:H6	1.84	0.40
1:A:334:C:H2'	1:A:335:C:C6	2.56	0.40
1:A:973:G:O3'	14:N:81:ARG:NH2	2.53	0.40
1:A:1294:G:C6	1:A:1295:U:C4	3.09	0.40
1:A:1306:A:C5	1:A:1332:A:C2	3.10	0.40
1:A:1347:G:H1'	1:A:1348:U:H5	1.85	0.40
1:A:1357:A:N7	1:A:1358:U:C4	2.89	0.40
1:A:1374:A:O3'	7:G:28:ASN:HB3	2.21	0.40
3:C:120:ILE:HD13	3:C:120:ILE:HA	1.85	0.40
3:C:181:ASP:HB2	3:C:207:ILE:HD13	2.04	0.40
4:D:4:TYR:OH	4:D:7:PRO:O	2.21	0.40
4:D:72:PHE:O	4:D:75:TYR:HB2	2.21	0.40
4:D:75:TYR:OH	4:D:97:ARG:NH1	2.54	0.40
4:D:188:ARG:NH1	4:D:191:LEU:HB2	2.36	0.40

Continued on next page...

Continued from previous page...

Atom-1	Atom-2	Interatomic distance (Å)	Clash overlap (Å)
8:H:66:PHE:CD1	8:H:67:GLN:HG2	2.56	0.40
8:H:114:ARG:O	8:H:118:GLN:HG2	2.21	0.40
9:I:21:ILE:HG22	9:I:61:LEU:HD12	2.03	0.40
11:K:52:PHE:O	11:K:57:LYS:HB3	2.22	0.40
15:O:67:LEU:CD1	15:O:87:LEU:HD21	2.51	0.40
1:A:193:C:H1'	20:T:55:GLN:HE22	1.86	0.40
1:A:474:G:C2'	1:A:475:C:H5'	2.52	0.40
1:A:580:C:H2'	1:A:581:G:O4'	2.21	0.40
1:A:869:G:H8	1:A:869:G:O5'	2.03	0.40
1:A:1119:C:H2'	1:A:1120:C:H6	1.86	0.40
1:A:1124:G:O2'	1:A:1145:A:C6	2.75	0.40
1:A:1172:C:H2'	1:A:1173:U:C6	2.55	0.40
1:A:1272:G:H2'	1:A:1273:C:O4'	2.20	0.40
3:C:108:LYS:HB3	3:C:111:LEU:HB2	2.03	0.40
8:H:75:ILE:HD13	8:H:75:ILE:HA	1.90	0.40
9:I:97:GLU:H	9:I:97:GLU:CD	2.08	0.40
13:M:66:GLU:HA	13:M:70:ARG:HH12	1.86	0.40
14:N:53:ARG:HG2	14:N:59:ARG:NH1	2.36	0.40
1:A:166:U:H2'	1:A:167:A:C8	2.56	0.40
1:A:209:U:OP2	1:A:209:U:H3'	2.22	0.40
1:A:312:C:H2'	1:A:313:A:H8	1.86	0.40
1:A:342:C:H2'	1:A:343:U:C6	2.56	0.40
1:A:471:U:O2'	1:A:472:U:P	2.79	0.40
1:A:683:G:C2	1:A:708:C:C2	3.09	0.40
1:A:797:C:H2'	1:A:798:U:H6	1.86	0.40
1:A:947:G:H2'	1:A:948:C:O4'	2.22	0.40
1:A:1035:A:C5	1:A:1036:A:C8	3.10	0.40
1:A:1359:C:H3'	14:N:75:ARG:NH2	2.36	0.40
1:A:1372:U:H2'	1:A:1373:G:O4'	2.22	0.40
1:A:1378:C:OP1	7:G:6:VAL:HG13	2.21	0.40
4:D:67:VAL:HG12	4:D:68:LEU:O	2.22	0.40
4:D:183:LYS:HB2	4:D:183:LYS:HE2	1.79	0.40
10:J:83:THR:OG1	10:J:84:VAL:N	2.54	0.40
11:K:26:SER:C	11:K:90:GLY:HA3	2.42	0.40

There are no symmetry-related clashes.

5.3 Torsion angles

5.3.1 Protein backbone

In the following table, the Percentiles column shows the percent Ramachandran outliers of the chain as a percentile score with respect to all PDB entries followed by that with respect to all EM entries.

The Analysed column shows the number of residues for which the backbone conformation was analysed, and the total number of residues.

Mol	Chain	Analysed	Favoured	Allowed	Outliers	Percentiles	
2	B	222/241 (92%)	216 (97%)	6 (3%)	0	100	100
3	C	209/233 (90%)	194 (93%)	15 (7%)	0	100	100
4	D	203/206 (98%)	190 (94%)	13 (6%)	0	100	100
5	E	154/167 (92%)	141 (92%)	13 (8%)	0	100	100
6	F	104/135 (77%)	91 (88%)	13 (12%)	0	100	100
7	G	149/179 (83%)	141 (95%)	8 (5%)	0	100	100
8	H	127/130 (98%)	116 (91%)	11 (9%)	0	100	100
9	I	125/130 (96%)	112 (90%)	13 (10%)	0	100	100
10	J	97/103 (94%)	92 (95%)	5 (5%)	0	100	100
11	K	115/129 (89%)	101 (88%)	14 (12%)	0	100	100
12	L	120/124 (97%)	110 (92%)	10 (8%)	0	100	100
13	M	112/118 (95%)	103 (92%)	9 (8%)	0	100	100
14	N	98/101 (97%)	92 (94%)	6 (6%)	0	100	100
15	O	86/89 (97%)	80 (93%)	6 (7%)	0	100	100
16	P	80/82 (98%)	74 (92%)	6 (8%)	0	100	100
17	Q	78/84 (93%)	70 (90%)	8 (10%)	0	100	100
18	R	63/75 (84%)	60 (95%)	3 (5%)	0	100	100
19	S	80/92 (87%)	74 (92%)	6 (8%)	0	100	100
20	T	84/87 (97%)	75 (89%)	9 (11%)	0	100	100
21	U	64/71 (90%)	62 (97%)	2 (3%)	0	100	100
22	X	149/151 (99%)	140 (94%)	9 (6%)	0	100	100
All	All	2519/2727 (92%)	2334 (93%)	185 (7%)	0	100	100

There are no Ramachandran outliers to report.

5.3.2 Protein sidechains [i](#)

In the following table, the Percentiles column shows the percent sidechain outliers of the chain as a percentile score with respect to all PDB entries followed by that with respect to all EM entries.

The Analysed column shows the number of residues for which the sidechain conformation was analysed, and the total number of residues.

Mol	Chain	Analysed	Rotameric	Outliers	Percentiles	
2	B	186/199 (94%)	186 (100%)	0	100	100
3	C	172/190 (90%)	171 (99%)	1 (1%)	86	94
4	D	172/173 (99%)	172 (100%)	0	100	100
5	E	119/126 (94%)	119 (100%)	0	100	100
6	F	92/116 (79%)	92 (100%)	0	100	100
7	G	124/147 (84%)	123 (99%)	1 (1%)	81	91
8	H	104/105 (99%)	104 (100%)	0	100	100
9	I	105/107 (98%)	103 (98%)	2 (2%)	57	80
10	J	87/90 (97%)	87 (100%)	0	100	100
11	K	90/99 (91%)	90 (100%)	0	100	100
12	L	102/103 (99%)	102 (100%)	0	100	100
13	M	92/96 (96%)	92 (100%)	0	100	100
14	N	83/84 (99%)	83 (100%)	0	100	100
15	O	76/77 (99%)	76 (100%)	0	100	100
16	P	65/65 (100%)	65 (100%)	0	100	100
17	Q	74/78 (95%)	74 (100%)	0	100	100
18	R	56/65 (86%)	56 (100%)	0	100	100
19	S	72/79 (91%)	71 (99%)	1 (1%)	67	85
20	T	65/66 (98%)	65 (100%)	0	100	100
21	U	56/61 (92%)	56 (100%)	0	100	100
22	X	130/130 (100%)	130 (100%)	0	100	100
All	All	2122/2256 (94%)	2117 (100%)	5 (0%)	93	98

All (5) residues with a non-rotameric sidechain are listed below:

Mol	Chain	Res	Type
3	C	37	PHE

Continued on next page...

Continued from previous page...

Mol	Chain	Res	Type
7	G	109	ARG
9	I	11	ARG
9	I	113	ARG
19	S	55	ARG

Sometimes sidechains can be flipped to improve hydrogen bonding and reduce clashes. All (15) such sidechains are listed below:

Mol	Chain	Res	Type
2	B	122	GLN
3	C	123	GLN
4	D	36	GLN
4	D	116	GLN
5	E	146	ASN
7	G	9	GLN
7	G	86	GLN
8	H	76	GLN
9	I	75	GLN
14	N	49	GLN
14	N	60	GLN
18	R	31	ASN
18	R	52	GLN
18	R	74	HIS
20	T	48	GLN

5.3.3 RNA [i](#)

Mol	Chain	Analysed	Backbone Outliers	Pucker Outliers
1	A	1426/1542 (92%)	338 (23%)	17 (1%)

All (338) RNA backbone outliers are listed below:

Mol	Chain	Res	Type
1	A	3	A
1	A	4	U
1	A	5	U
1	A	6	G
1	A	9	G
1	A	22	G
1	A	32	A
1	A	39	G

Continued on next page...

Continued from previous page...

Mol	Chain	Res	Type
1	A	47	C
1	A	48	C
1	A	50	A
1	A	51	A
1	A	54	C
1	A	70	U
1	A	71	A
1	A	72	A
1	A	73	C
1	A	74	A
1	A	77	A
1	A	79	G
1	A	80	A
1	A	81	A
1	A	83	C
1	A	84	U
1	A	85	U
1	A	86	G
1	A	87	C
1	A	89	U
1	A	90	C
1	A	91	U
1	A	93	U
1	A	94	G
1	A	95	C
1	A	119	A
1	A	120	A
1	A	121	U
1	A	130	A
1	A	131	A
1	A	141	G
1	A	144	G
1	A	149	A
1	A	163	C
1	A	164	G
1	A	178	C
1	A	181	A
1	A	182	A
1	A	184	G
1	A	189	A
1	A	191	G
1	A	193	C

Continued on next page...

Continued from previous page...

Mol	Chain	Res	Type
1	A	194	C
1	A	195	A
1	A	196	A
1	A	197	A
1	A	201	G
1	A	204	G
1	A	205	A
1	A	206	C
1	A	209	U
1	A	210	C
1	A	211	G
1	A	212	G
1	A	226	G
1	A	240	G
1	A	243	A
1	A	244	U
1	A	246	A
1	A	247	G
1	A	251	G
1	A	261	U
1	A	266	G
1	A	267	C
1	A	279	A
1	A	280	C
1	A	289	G
1	A	299	G
1	A	306	A
1	A	321	A
1	A	328	C
1	A	332	G
1	A	344	A
1	A	345	C
1	A	348	G
1	A	351	G
1	A	352	C
1	A	354	G
1	A	367	U
1	A	372	C
1	A	373	A
1	A	381	C
1	A	392	C
1	A	397	A

Continued on next page...

Continued from previous page...

Mol	Chain	Res	Type
1	A	406	G
1	A	411	A
1	A	412	A
1	A	413	G
1	A	414	A
1	A	421	U
1	A	422	C
1	A	423	G
1	A	429	U
1	A	439	U
1	A	451	A
1	A	457	G
1	A	458	U
1	A	467	U
1	A	468	A
1	A	472	U
1	A	474	G
1	A	475	C
1	A	481	G
1	A	484	G
1	A	486	U
1	A	495	A
1	A	496	A
1	A	497	G
1	A	511	C
1	A	512	U
1	A	517	G
1	A	518	C
1	A	520	A
1	A	521	G
1	A	527	G7M
1	A	528	C
1	A	530	G
1	A	531	U
1	A	532	A
1	A	533	A
1	A	547	A
1	A	562	U
1	A	564	C
1	A	572	A
1	A	573	A
1	A	576	C

Continued on next page...

Continued from previous page...

Mol	Chain	Res	Type
1	A	577	G
1	A	595	A
1	A	596	A
1	A	618	C
1	A	650	G
1	A	653	U
1	A	665	A
1	A	681	A
1	A	684	U
1	A	686	U
1	A	687	A
1	A	701	U
1	A	703	G
1	A	717	U
1	A	718	A
1	A	719	C
1	A	721	G
1	A	724	G
1	A	733	G
1	A	734	G
1	A	748	G
1	A	755	G
1	A	777	A
1	A	786	G
1	A	787	A
1	A	790	A
1	A	794	A
1	A	799	G
1	A	809	G
1	A	815	A
1	A	817	C
1	A	819	A
1	A	821	G
1	A	828	U
1	A	829	G
1	A	832	G
1	A	836	G
1	A	841	C
1	A	842	U
1	A	845	A
1	A	846	G
1	A	872	A

Continued on next page...

Continued from previous page...

Mol	Chain	Res	Type
1	A	876	C
1	A	901	A
1	A	902	G
1	A	914	A
1	A	918	A
1	A	925	G
1	A	926	G
1	A	927	G
1	A	928	G
1	A	929	G
1	A	930	C
1	A	934	C
1	A	935	A
1	A	940	C
1	A	950	U
1	A	954	G
1	A	958	A
1	A	960	U
1	A	968	A
1	A	969	A
1	A	971	G
1	A	975	A
1	A	976	G
1	A	977	A
1	A	982	U
1	A	984	C
1	A	989	U
1	A	992	U
1	A	993	G
1	A	994	A
1	A	1000	A
1	A	1001	C
1	A	1002	G
1	A	1003	G
1	A	1004	A
1	A	1014	A
1	A	1015	G
1	A	1017	U
1	A	1018	G
1	A	1021	A
1	A	1026	G
1	A	1028	C

Continued on next page...

Continued from previous page...

Mol	Chain	Res	Type
1	A	1029	U
1	A	1030	U
1	A	1031	C
1	A	1032	G
1	A	1037	C
1	A	1038	C
1	A	1043	G
1	A	1045	C
1	A	1053	G
1	A	1054	C
1	A	1063	C
1	A	1065	U
1	A	1085	U
1	A	1089	G
1	A	1094	G
1	A	1095	U
1	A	1097	C
1	A	1101	A
1	A	1104	G
1	A	1106	G
1	A	1108	G
1	A	1120	C
1	A	1123	U
1	A	1124	G
1	A	1125	U
1	A	1126	U
1	A	1129	C
1	A	1131	G
1	A	1135	U
1	A	1136	C
1	A	1137	C
1	A	1138	G
1	A	1139	G
1	A	1140	C
1	A	1141	C
1	A	1143	G
1	A	1145	A
1	A	1150	A
1	A	1154	G
1	A	1156	G
1	A	1157	A
1	A	1159	U

Continued on next page...

Continued from previous page...

Mol	Chain	Res	Type
1	A	1160	G
1	A	1167	A
1	A	1168	U
1	A	1184	G
1	A	1193	G
1	A	1196	A
1	A	1197	A
1	A	1198	G
1	A	1201	A
1	A	1202	U
1	A	1209	C
1	A	1211	U
1	A	1212	U
1	A	1213	A
1	A	1224	U
1	A	1225	A
1	A	1226	C
1	A	1227	A
1	A	1228	C
1	A	1233	G
1	A	1238	A
1	A	1239	A
1	A	1240	U
1	A	1241	G
1	A	1248	A
1	A	1256	A
1	A	1257	A
1	A	1258	G
1	A	1260	G
1	A	1278	G
1	A	1280	A
1	A	1282	C
1	A	1285	A
1	A	1286	U
1	A	1287	A
1	A	1288	A
1	A	1297	G
1	A	1298	U
1	A	1300	G
1	A	1302	C
1	A	1303	C
1	A	1305	G

Continued on next page...

Continued from previous page...

Mol	Chain	Res	Type
1	A	1308	U
1	A	1317	C
1	A	1319	A
1	A	1320	C
1	A	1336	C
1	A	1342	C
1	A	1344	C
1	A	1345	U
1	A	1346	A
1	A	1348	U
1	A	1351	U
1	A	1353	G
1	A	1363	A
1	A	1364	U
1	A	1368	A
1	A	1370	G
1	A	1378	C
1	A	1379	G
1	A	1384	C
1	A	1386	G
1	A	1391	U
1	A	1392	G
1	A	1504	G
1	A	1507	A
1	A	1520	C
1	A	1529	G
1	A	1530	G
1	A	1531	A
1	A	1532	U
1	A	1533	C
1	A	1534	A
1	A	1535	C
1	A	1536	C
1	A	1537	U
1	A	1538	C
1	A	1540	U

All (17) RNA pucker outliers are listed below:

Mol	Chain	Res	Type
1	A	85	U
1	A	298	A

Continued on next page...

Continued from previous page...

Mol	Chain	Res	Type
1	A	471	U
1	A	531	U
1	A	716	A
1	A	925	G
1	A	953	G
1	A	983	A
1	A	1103	C
1	A	1208	C
1	A	1224	U
1	A	1225	A
1	A	1286	U
1	A	1319	A
1	A	1391	U
1	A	1530	G
1	A	1531	A

5.4 Non-standard residues in protein, DNA, RNA chains [i](#)

9 non-standard protein/DNA/RNA residues are modelled in this entry.

In the following table, the Counts columns list the number of bonds (or angles) for which Mogul statistics could be retrieved, the number of bonds (or angles) that are observed in the model and the number of bonds (or angles) that are defined in the Chemical Component Dictionary. The Link column lists molecule types, if any, to which the group is linked. The Z score for a bond length (or angle) is the number of standard deviations the observed value is removed from the expected value. A bond length (or angle) with $|Z| > 2$ is considered an outlier worth inspection. RMSZ is the root-mean-square of all Z scores of the bond lengths (or angles).

Mol	Type	Chain	Res	Link	Bond lengths			Bond angles		
					Counts	RMSZ	# $ Z > 2$	Counts	RMSZ	# $ Z > 2$
1	2MG	A	1516	1	18,26,27	0.98	1 (5%)	16,38,41	1.27	3 (18%)
1	5MC	A	967	1	18,22,23	0.94	2 (11%)	26,32,35	1.19	3 (11%)
1	2MG	A	1207	1	18,26,27	1.06	1 (5%)	16,38,41	1.25	3 (18%)
1	PSU	A	516	1	18,21,22	1.40	4 (22%)	22,30,33	2.16	5 (22%)
1	MA6	A	1519	1	18,26,27	0.95	1 (5%)	19,38,41	1.66	6 (31%)
12	D2T	L	89	12	7,9,10	1.52	2 (28%)	6,11,13	2.70	4 (66%)
1	2MG	A	966	1	18,26,27	0.95	1 (5%)	16,38,41	1.25	3 (18%)
1	MA6	A	1518	1	18,26,27	0.97	1 (5%)	19,38,41	1.70	6 (31%)
1	G7M	A	527	1	20,26,27	0.92	1 (5%)	17,39,42	1.03	0

In the following table, the Chirals column lists the number of chiral outliers, the number of chiral

centers analysed, the number of these observed in the model and the number defined in the Chemical Component Dictionary. Similar counts are reported in the Torsion and Rings columns. '-' means no outliers of that kind were identified.

Mol	Type	Chain	Res	Link	Chirals	Torsions	Rings
1	2MG	A	1516	1	-	0/5/27/28	0/3/3/3
1	5MC	A	967	1	-	0/7/25/26	0/2/2/2
1	2MG	A	1207	1	-	0/5/27/28	0/3/3/3
1	PSU	A	516	1	-	0/7/25/26	0/2/2/2
1	MA6	A	1519	1	-	3/7/29/30	0/3/3/3
12	D2T	L	89	12	-	2/7/12/14	-
1	2MG	A	966	1	-	0/5/27/28	0/3/3/3
1	MA6	A	1518	1	-	4/7/29/30	0/3/3/3
1	G7M	A	527	1	-	2/3/25/26	0/3/3/3

All (14) bond length outliers are listed below:

Mol	Chain	Res	Type	Atoms	Z	Observed(Å)	Ideal(Å)
1	A	516	PSU	C4-N3	-3.14	1.33	1.38
1	A	1207	2MG	C6-N1	-3.07	1.33	1.37
1	A	527	G7M	C8-N9	2.94	1.38	1.33
1	A	1516	2MG	C6-N1	-2.88	1.33	1.37
12	L	89	D2T	CB-CG	2.81	1.56	1.52
12	L	89	D2T	O-C	2.79	1.31	1.19
1	A	966	2MG	C6-N1	-2.77	1.33	1.37
1	A	967	5MC	C6-N1	-2.69	1.33	1.38
1	A	1518	MA6	C5-C4	2.53	1.47	1.40
1	A	1519	MA6	C5-C4	2.45	1.47	1.40
1	A	967	5MC	C6-C5	2.28	1.38	1.34
1	A	516	PSU	C6-C5	2.21	1.37	1.35
1	A	516	PSU	C2-N3	-2.09	1.33	1.37
1	A	516	PSU	O4'-C1'	-2.01	1.41	1.43

All (33) bond angle outliers are listed below:

Mol	Chain	Res	Type	Atoms	Z	Observed(°)	Ideal(°)
1	A	516	PSU	N1-C2-N3	6.38	122.36	115.13
12	L	89	D2T	CB-CA-N	4.73	119.18	109.10
1	A	516	PSU	C4-N3-C2	-4.66	119.63	126.34
1	A	967	5MC	C5-C6-N1	-3.85	119.38	123.34
1	A	1519	MA6	C9-N6-C6	-3.66	108.43	119.51
1	A	1518	MA6	C4-C5-N7	-3.52	105.73	109.40
1	A	516	PSU	O2-C2-N1	-3.50	118.93	122.79
1	A	1518	MA6	N3-C2-N1	-3.31	123.50	128.68

Continued on next page...

Continued from previous page...

Mol	Chain	Res	Type	Atoms	Z	Observed(°)	Ideal(°)
1	A	1518	MA6	C9-N6-C6	-3.29	109.54	119.51
1	A	1519	MA6	N3-C2-N1	-3.14	123.77	128.68
1	A	516	PSU	C5-C6-N1	-3.10	117.46	122.11
1	A	1519	MA6	C4-C5-N7	-2.89	106.39	109.40
1	A	966	2MG	CM2-N2-C2	-2.83	117.61	123.86
12	L	89	D2T	O-C-CA	-2.79	117.47	124.78
1	A	1516	2MG	CM2-N2-C2	-2.74	117.81	123.86
1	A	1519	MA6	N1-C6-N6	2.70	119.90	117.06
12	L	89	D2T	OD1-CG-CB	2.66	128.02	122.44
1	A	1207	2MG	C8-N7-C5	2.58	107.90	102.99
1	A	1207	2MG	CM2-N2-C2	-2.54	118.25	123.86
1	A	966	2MG	C8-N7-C5	2.48	107.72	102.99
1	A	1207	2MG	C5-C6-N1	2.47	118.31	113.95
1	A	1519	MA6	C10-N6-C6	-2.42	112.20	119.51
1	A	1518	MA6	C10-N6-C9	-2.38	108.45	116.12
1	A	1516	2MG	C8-N7-C5	2.35	107.46	102.99
1	A	966	2MG	C5-C6-N1	2.34	118.08	113.95
1	A	967	5MC	C5-C4-N3	-2.32	119.17	121.67
1	A	967	5MC	O2-C2-N3	-2.31	118.58	122.33
1	A	1516	2MG	C5-C6-N1	2.26	117.94	113.95
12	L	89	D2T	OD2-CG-CB	-2.25	108.29	113.15
1	A	1518	MA6	N1-C6-N6	2.22	119.39	117.06
1	A	1518	MA6	C10-N6-C6	-2.19	112.88	119.51
1	A	1519	MA6	C10-N6-C9	-2.10	109.37	116.12
1	A	516	PSU	O4'-C1'-C2'	2.07	108.06	105.14

There are no chirality outliers.

All (11) torsion outliers are listed below:

Mol	Chain	Res	Type	Atoms
12	L	89	D2T	SB-CB-CG-OD2
1	A	1518	MA6	O4'-C4'-C5'-O5'
1	A	1518	MA6	C3'-C4'-C5'-O5'
1	A	1518	MA6	C5-C6-N6-C10
1	A	1519	MA6	O4'-C4'-C5'-O5'
1	A	1519	MA6	C3'-C4'-C5'-O5'
1	A	1518	MA6	C5-C6-N6-C9
12	L	89	D2T	CG-CB-SB-CB1
1	A	527	G7M	C4'-C5'-O5'-P
1	A	527	G7M	C3'-C4'-C5'-O5'
1	A	1519	MA6	C5-C6-N6-C10

There are no ring outliers.

6 monomers are involved in 12 short contacts:

Mol	Chain	Res	Type	Clashes	Symm-Clashes
1	A	1516	2MG	2	0
1	A	967	5MC	1	0
1	A	1207	2MG	2	0
1	A	1519	MA6	3	0
12	L	89	D2T	3	0
1	A	1518	MA6	3	0

5.5 Carbohydrates [i](#)

There are no monosaccharides in this entry.

5.6 Ligand geometry [i](#)

Of 66 ligands modelled in this entry, 66 are monoatomic - leaving 0 for Mogul analysis.

There are no bond length outliers.

There are no bond angle outliers.

There are no chirality outliers.

There are no torsion outliers.

There are no ring outliers.

No monomer is involved in short contacts.

5.7 Other polymers [i](#)

There are no such residues in this entry.

5.8 Polymer linkage issues [i](#)

There are no chain breaks in this entry.

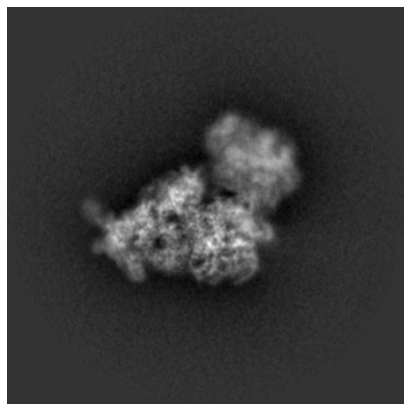
6 Map visualisation [i](#)

This section contains visualisations of the EMDB entry EMD-12247. These allow visual inspection of the internal detail of the map and identification of artifacts.

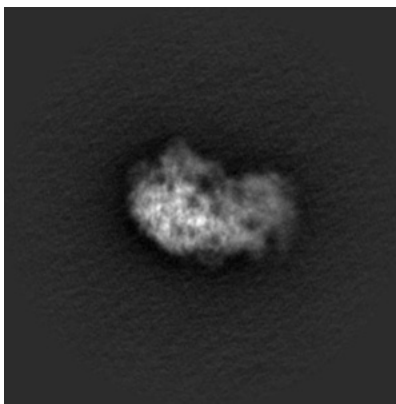
Images derived from a raw map, generated by summing the deposited half-maps, are presented below the corresponding image components of the primary map to allow further visual inspection and comparison with those of the primary map.

6.1 Orthogonal projections [i](#)

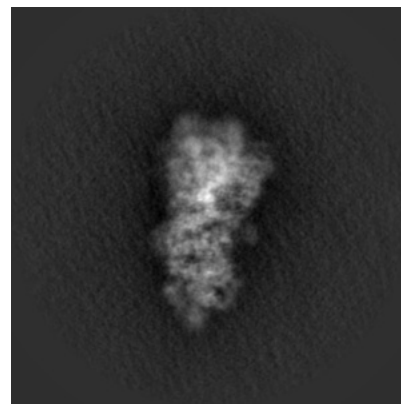
6.1.1 Primary map



X

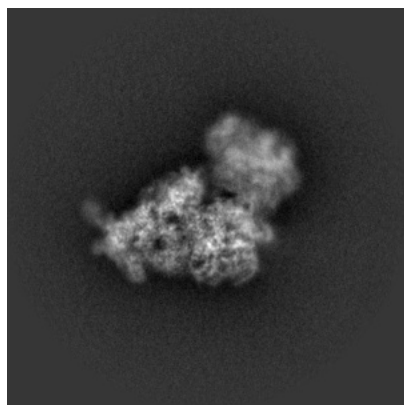


Y

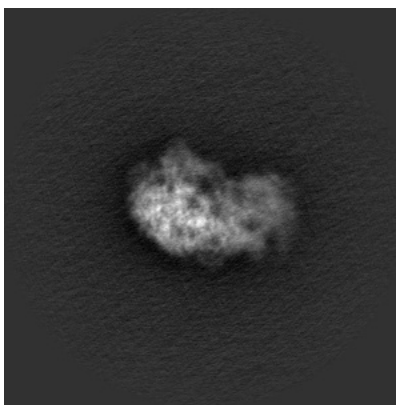


Z

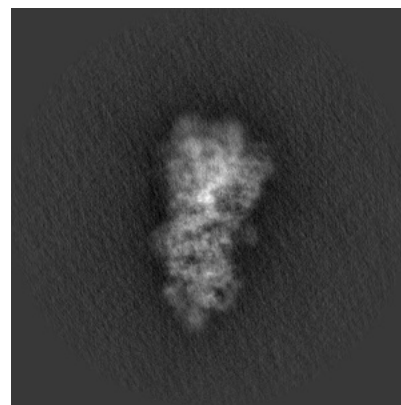
6.1.2 Raw map



X



Y

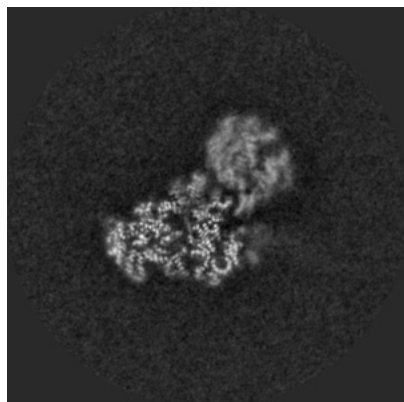


Z

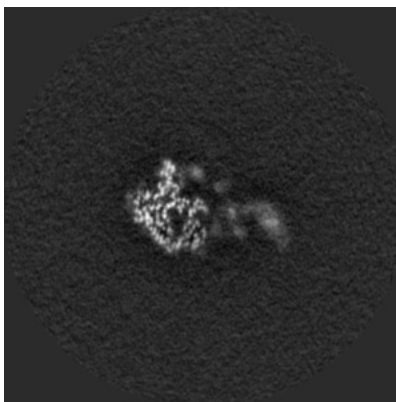
The images above show the map projected in three orthogonal directions.

6.2 Central slices [i](#)

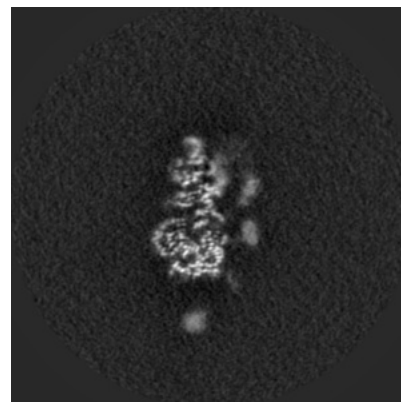
6.2.1 Primary map



X Index: 192

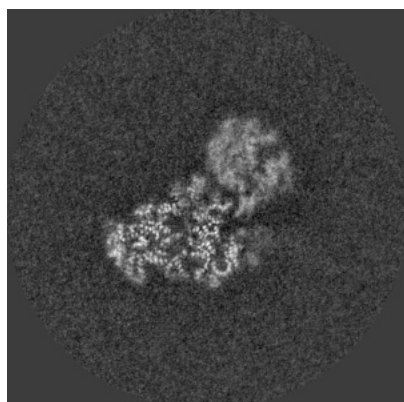


Y Index: 192

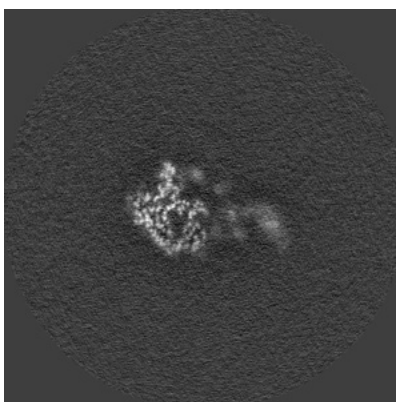


Z Index: 192

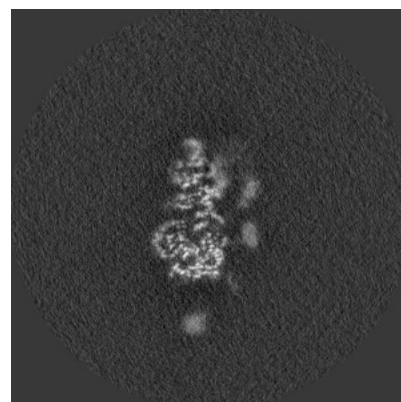
6.2.2 Raw map



X Index: 192



Y Index: 192

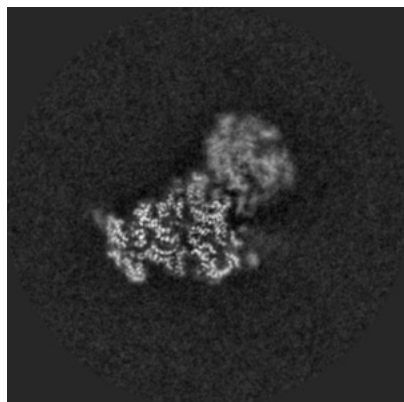


Z Index: 192

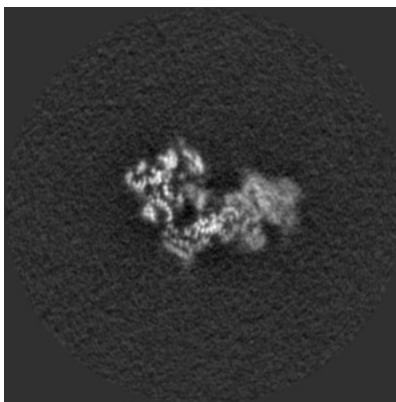
The images above show central slices of the map in three orthogonal directions.

6.3 Largest variance slices [i](#)

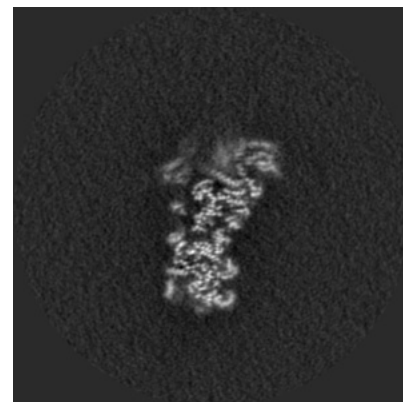
6.3.1 Primary map



X Index: 189

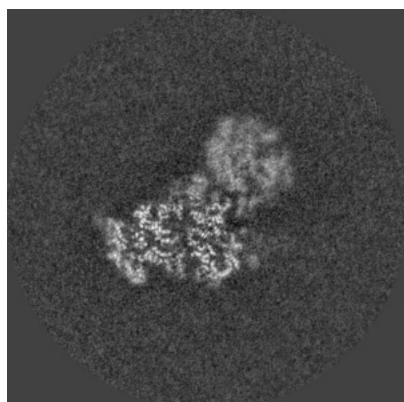


Y Index: 221

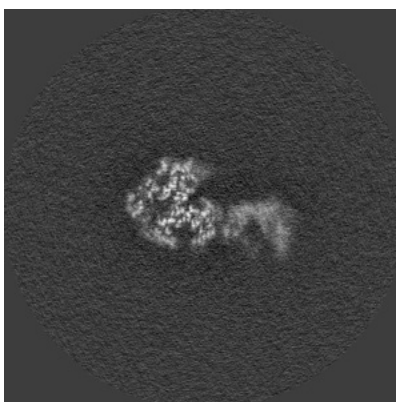


Z Index: 168

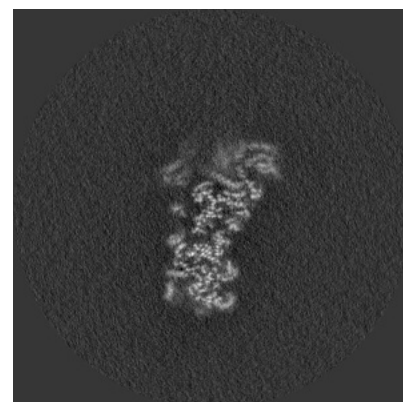
6.3.2 Raw map



X Index: 190



Y Index: 202




Z Index: 168

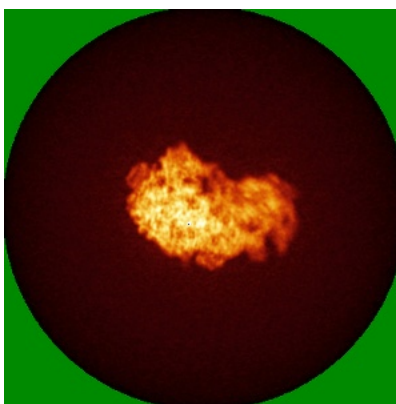
The images above show the largest variance slices of the map in three orthogonal directions.

6.4 Orthogonal standard-deviation projections (False-color) [i](#)

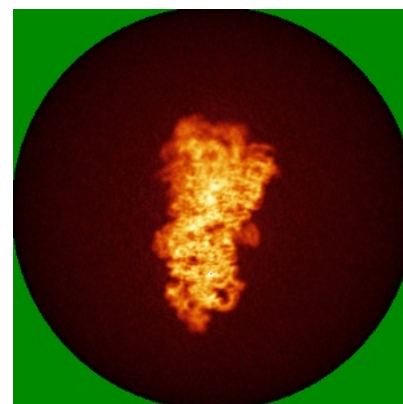
6.4.1 Primary map



X




Y

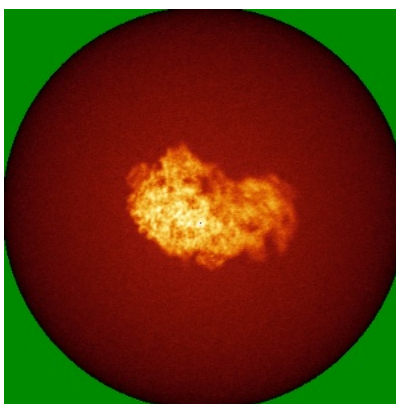


Z

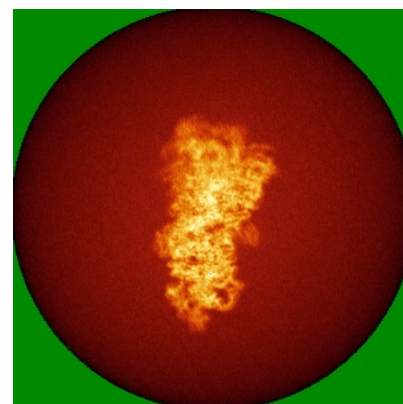
6.4.2 Raw map



X



Y



Z

The images above show the map standard deviation projections with false color in three orthogonal directions. Minimum values are shown in green, max in blue, and dark to light orange shades represent small to large values respectively.

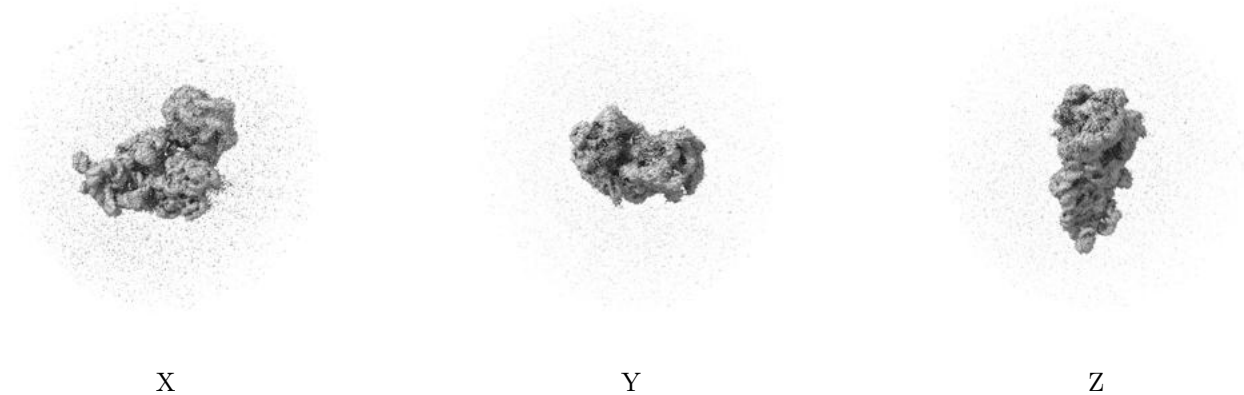
6.5 Orthogonal surface views [i](#)

6.5.1 Primary map



The images above show the 3D surface view of the map at the recommended contour level 0.016. These images, in conjunction with the slice images, may facilitate assessment of whether an appropriate contour level has been provided.

6.5.2 Raw map



These images show the 3D surface of the raw map. The raw map's contour level was selected so that its surface encloses the same volume as the primary map does at its recommended contour level.

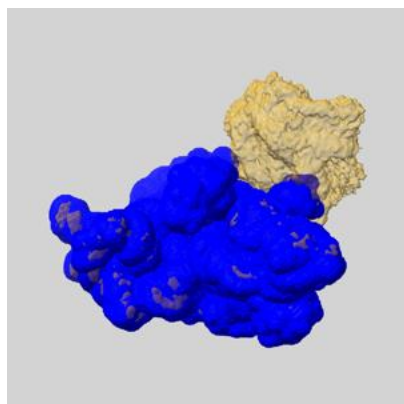
6.6 Mask visualisation [i](#)

This section shows the 3D surface view of the primary map at 50% transparency overlaid with the specified mask at 0% transparency

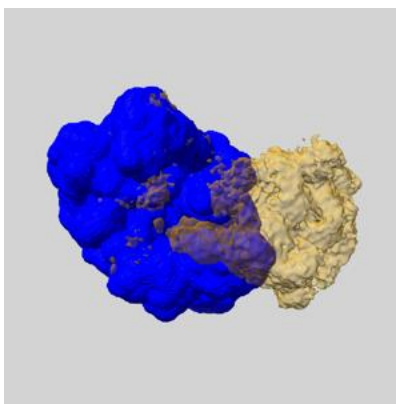
A mask typically either:

- Encompasses the whole structure
- Separates out a domain, a functional unit, a monomer or an area of interest from a larger structure

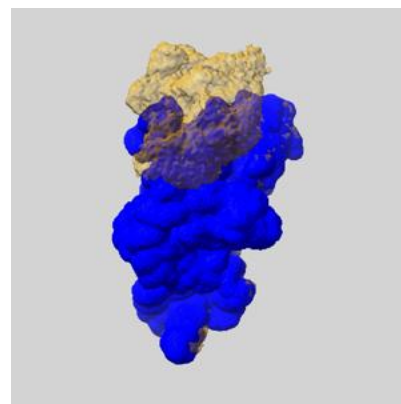
6.6.1 emd_12247_msk_1.map [i](#)



X

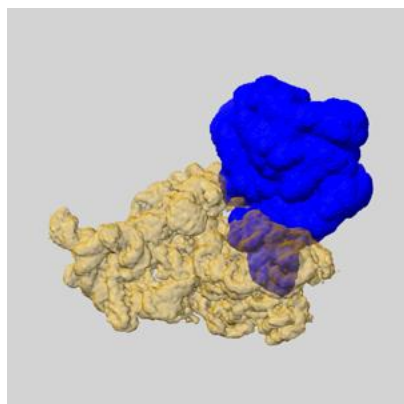


Y

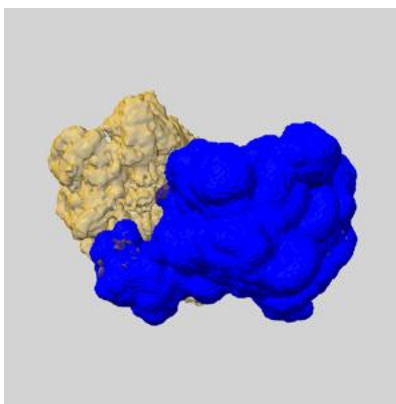


Z

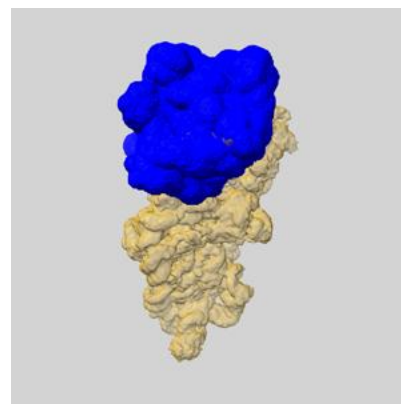
6.6.2 emd_12247_msk_2.map [i](#)



X



Y

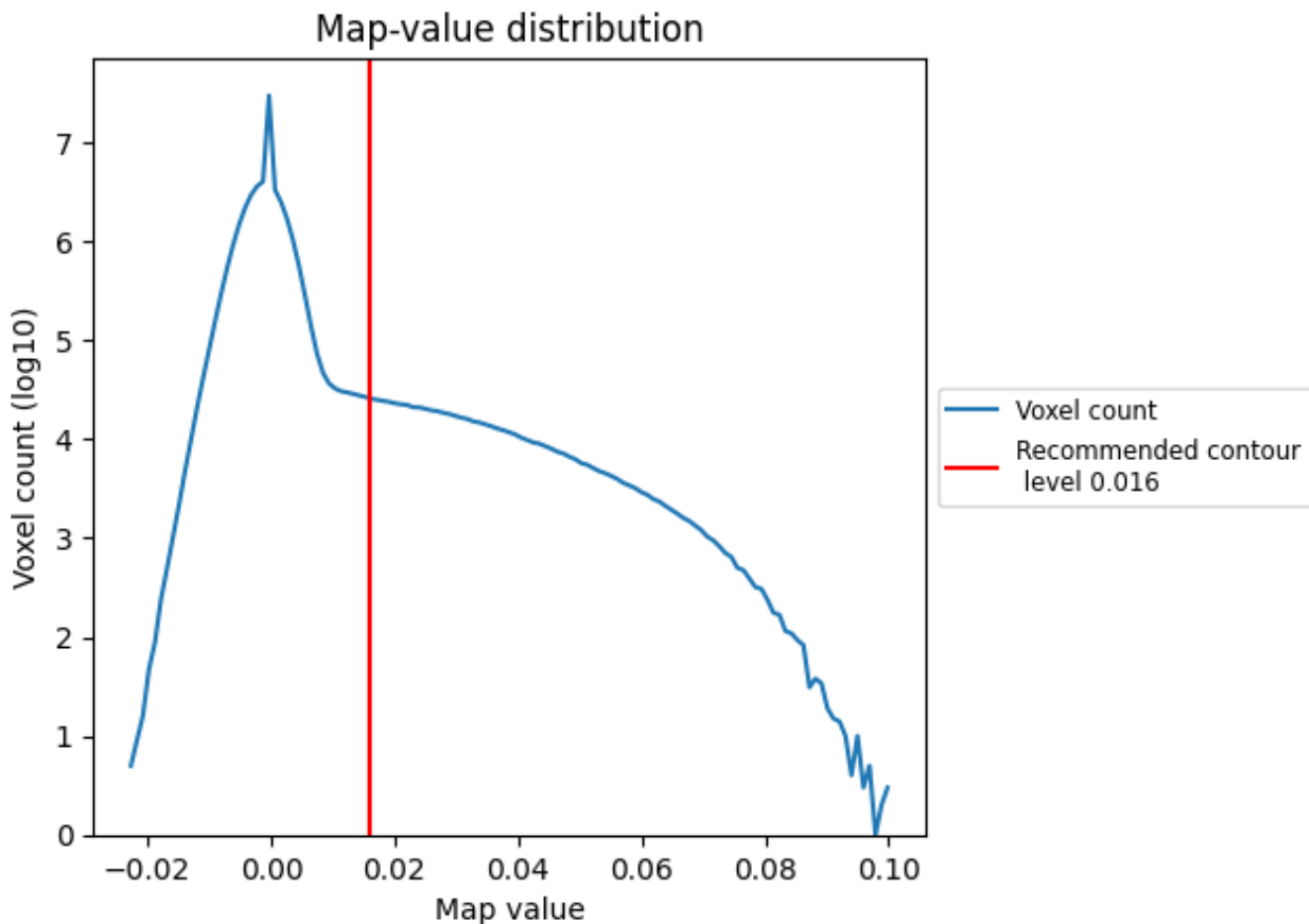


Z

7 Map analysis [i](#)

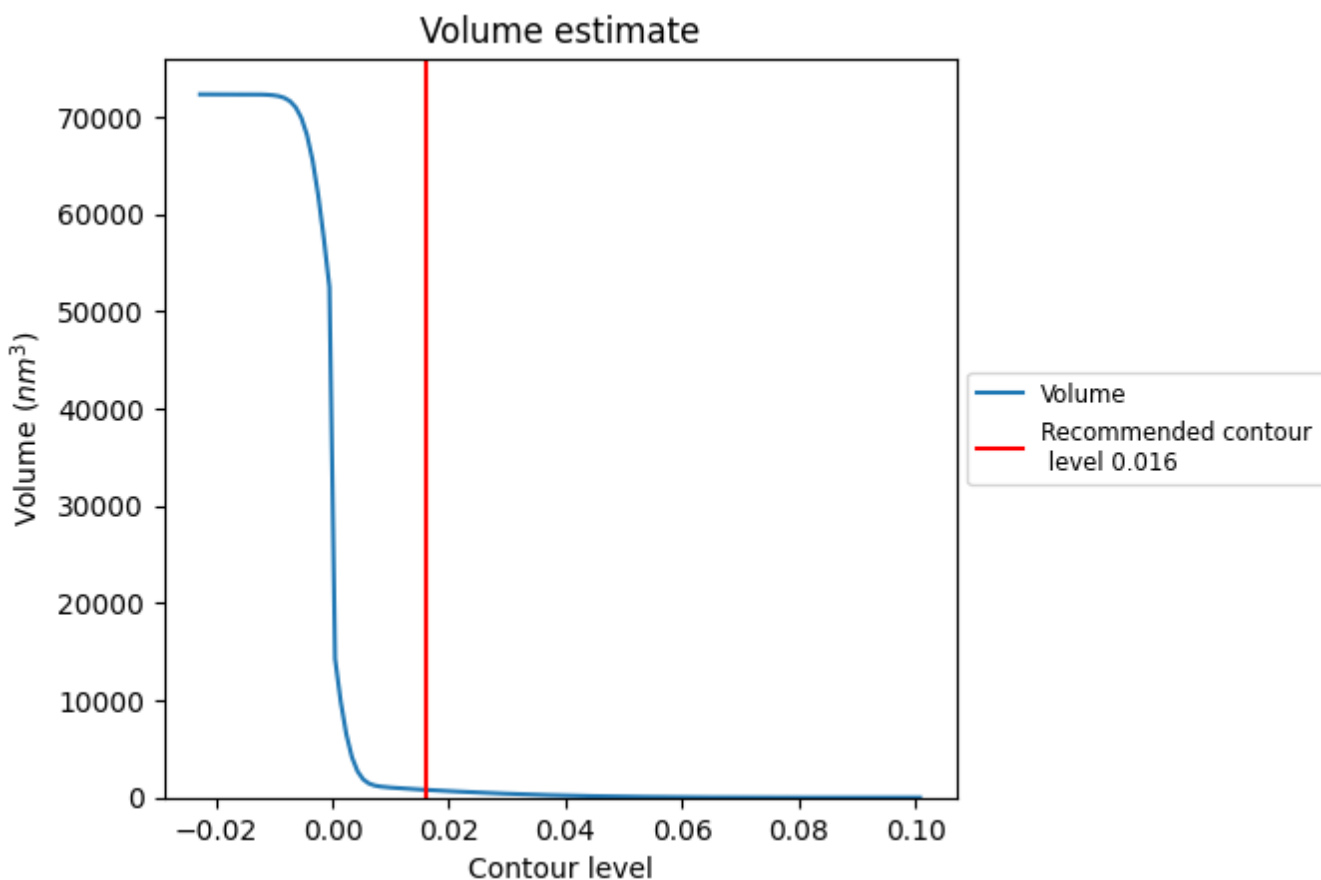
This section contains the results of statistical analysis of the map.

7.1 Map-value distribution [i](#)



The map-value distribution is plotted in 128 intervals along the x-axis. The y-axis is logarithmic. A spike in this graph at zero usually indicates that the volume has been masked.

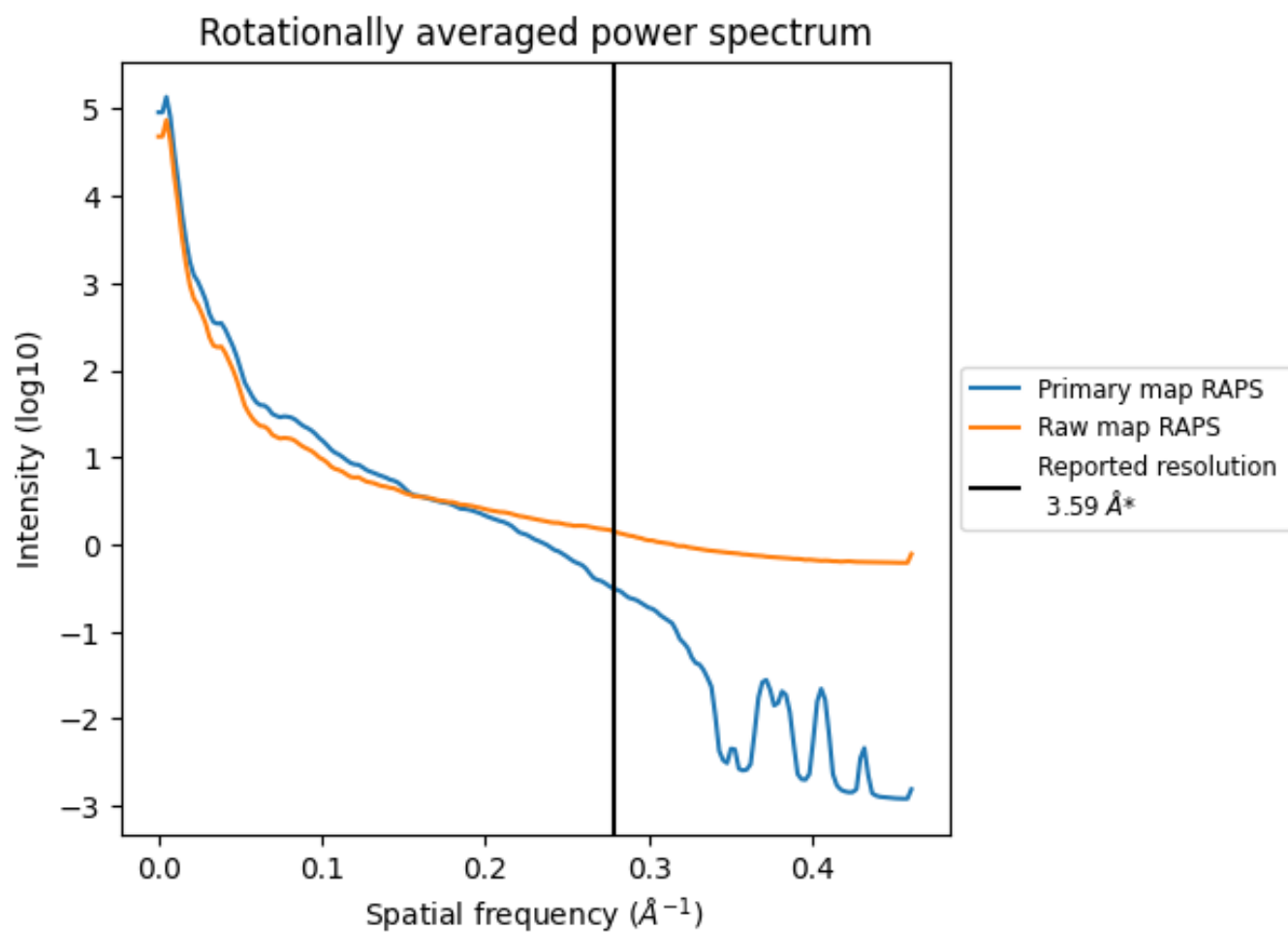
7.2 Volume estimate [i](#)



The volume at the recommended contour level is 794 nm³; this corresponds to an approximate mass of 718 kDa.

The volume estimate graph shows how the enclosed volume varies with the contour level. The recommended contour level is shown as a vertical line and the intersection between the line and the curve gives the volume of the enclosed surface at the given level.

7.3 Rotationally averaged power spectrum i

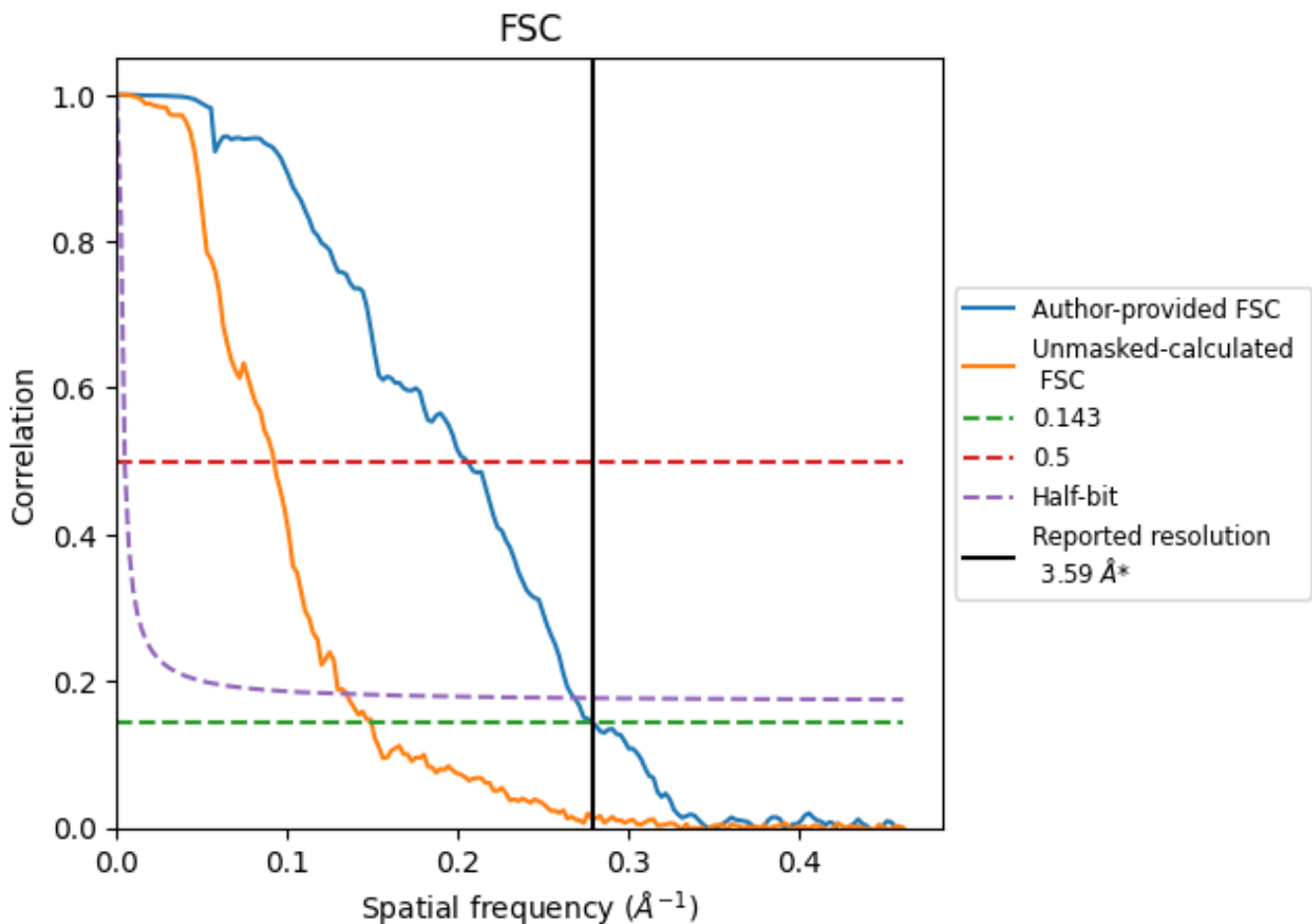


*Reported resolution corresponds to spatial frequency of 0.279 Å⁻¹

8 Fourier-Shell correlation [i](#)

Fourier-Shell Correlation (FSC) is the most commonly used method to estimate the resolution of single-particle and subtomogram-averaged maps. The shape of the curve depends on the imposed symmetry, mask and whether or not the two 3D reconstructions used were processed from a common reference. The reported resolution is shown as a black line. A curve is displayed for the half-bit criterion in addition to lines showing the 0.143 gold standard cut-off and 0.5 cut-off.

8.1 FSC [i](#)



*Reported resolution corresponds to spatial frequency of 0.279 \AA^{-1}

8.2 Resolution estimates [i](#)

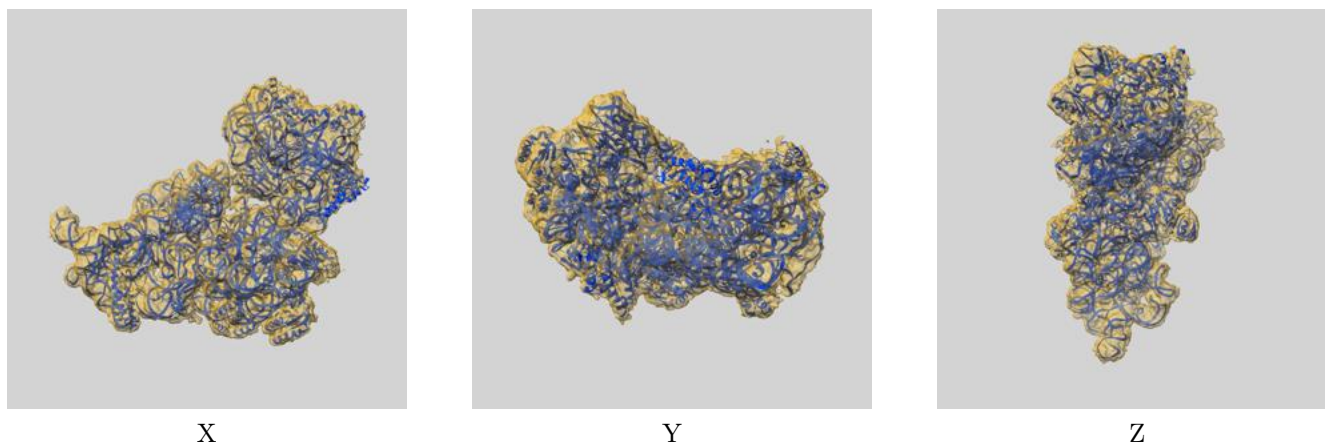
Resolution estimate (Å)	Estimation criterion (FSC cut-off)		
	0.143	0.5	Half-bit
Reported by author	3.59	-	-
Author-provided FSC curve	3.59	4.88	3.73
Unmasked-calculated*	6.70	10.86	7.42

*Resolution estimate based on FSC curve calculated by comparison of deposited half-maps. The value from deposited half-maps intersecting FSC 0.143 CUT-OFF 6.70 differs from the reported value 3.59 by more than 10 %

9 Map-model fit [i](#)

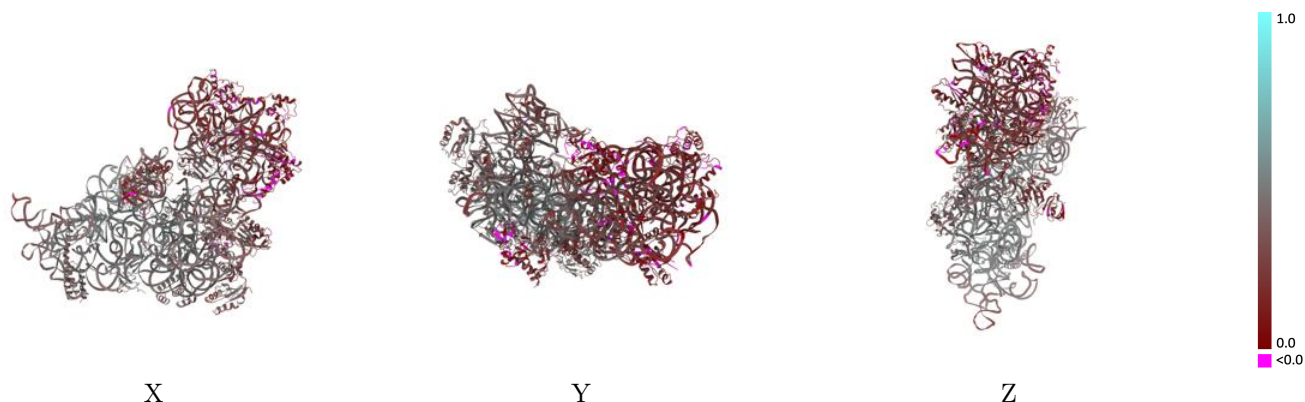
This section contains information regarding the fit between EMDB map EMD-12247 and PDB model 7NAT. Per-residue inclusion information can be found in section 3 on page 8.

9.1 Map-model overlay [i](#)



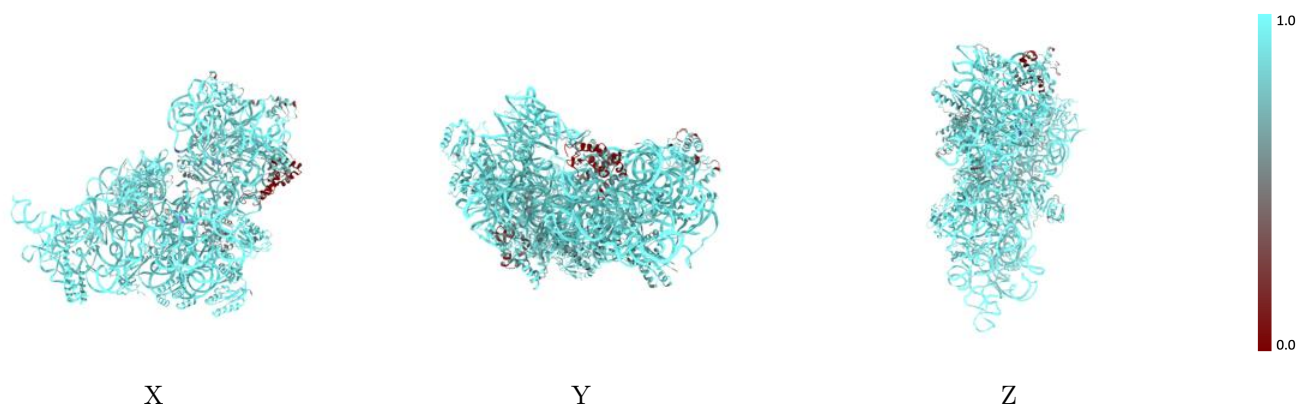
The images above show the 3D surface view of the map at the recommended contour level 0.016 at 50% transparency in yellow overlaid with a ribbon representation of the model coloured in blue. These images allow for the visual assessment of the quality of fit between the atomic model and the map.

9.2 Q-score mapped to coordinate model [i](#)



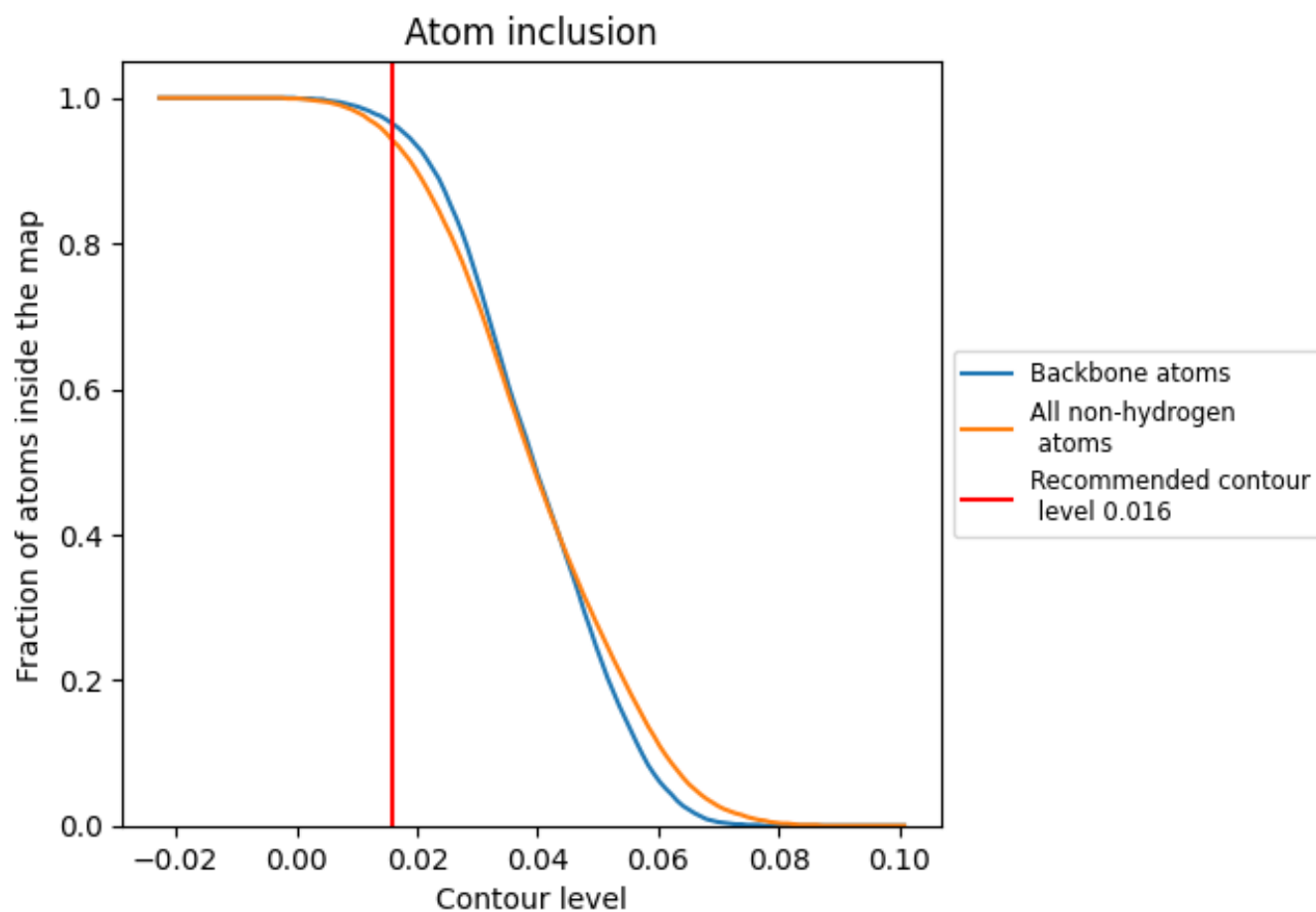
The images above show the model with each residue coloured according to its Q-score. This shows their resolvability in the map with higher Q-score values reflecting better resolvability. Please note: Q-score is calculating the resolvability of atoms, and thus high values are only expected at resolutions at which atoms can be resolved. Low Q-score values may therefore be expected for many entries.

9.3 Atom inclusion mapped to coordinate model [i](#)



The images above show the model with each residue coloured according to its atom inclusion. This shows to what extent they are inside the map at the recommended contour level (0.016).















































9.4 Atom inclusion [i](#)



At the recommended contour level, 96% of all backbone atoms, 94% of all non-hydrogen atoms, are inside the map.

9.5 Map-model fit summary

The table lists the average atom inclusion at the recommended contour level (0.016) and Q-score for the entire model and for each chain.

Chain	Atom inclusion	Q-score
All	 0.9410	 0.3450
A	 0.9950	 0.3780
B	 0.6790	 0.2020
C	 0.8640	 0.2630
D	 0.9560	 0.4100
E	 0.9330	 0.4340
F	 0.9420	 0.3770
G	 0.3340	 0.0760
H	 0.9470	 0.4430
I	 0.8990	 0.1670
J	 0.8820	 0.1980
K	 0.9610	 0.3330
L	 0.8910	 0.3870
M	 0.7990	 0.1260
N	 0.9200	 0.2150
O	 0.9570	 0.3940
P	 0.9520	 0.4480
Q	 0.9680	 0.4500
R	 0.9100	 0.3650
S	 0.9030	 0.1400
T	 0.9820	 0.4090
U	 0.8130	 0.2980
X	 0.8670	 0.2120

