



Full wwPDB EM Validation Report ⓘ

Nov 19, 2022 – 11:28 AM EST

PDB ID : 7LHD
EMDB ID : EMD-23336
Title : The complete model of phage Qbeta virion
Authors : Chang, J.Y.; Zhang, J.
Deposited on : 2021-01-22
Resolution : 4.60 Å (reported)

This is a Full wwPDB EM Validation Report for a publicly released PDB entry.

We welcome your comments at validation@mail.wwpdb.org

A user guide is available at

<https://www.wwpdb.org/validation/2017/EMValidationReportHelp>

with specific help available everywhere you see the ⓘ symbol.

The types of validation reports are described at

<http://www.wwpdb.org/validation/2017/FAQs#types>.

The following versions of software and data (see [references ⓘ](#)) were used in the production of this report:

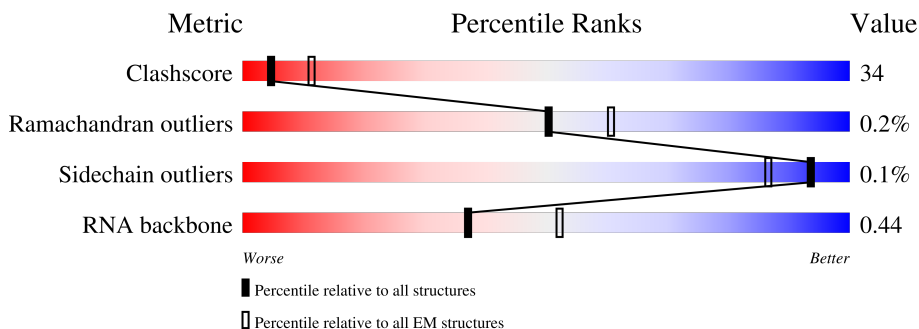
EMDB validation analysis : 0.0.1.dev43
MolProbity : 4.02b-467
Percentile statistics : 20191225.v01 (using entries in the PDB archive December 25th 2019)
MapQ : 1.9.9
Ideal geometry (proteins) : Engh & Huber (2001)
Ideal geometry (DNA, RNA) : Parkinson et al. (1996)
Validation Pipeline (wwPDB-VP) : 2.31.2

1 Overall quality at a glance i

The following experimental techniques were used to determine the structure:
ELECTRON MICROSCOPY

The reported resolution of this entry is 4.60 Å.

Percentile scores (ranging between 0-100) for global validation metrics of the entry are shown in the following graphic. The table shows the number of entries on which the scores are based.



Metric	Whole archive (#Entries)	EM structures (#Entries)
Clashscore	158937	4297
Ramachandran outliers	154571	4023
Sidechain outliers	154315	3826
RNA backbone	4643	859

The table below summarises the geometric issues observed across the polymeric chains and their fit to the map. The red, orange, yellow and green segments of the bar indicate the fraction of residues that contain outliers for ≥ 3 , 2, 1 and 0 types of geometric quality criteria respectively. A grey segment represents the fraction of residues that are not modelled. The numeric value for each fraction is indicated below the corresponding segment, with a dot representing fractions $\leq 5\%$. The upper red bar (where present) indicates the fraction of residues that have poor fit to the EM map (all-atom inclusion $< 40\%$). The numeric value is given above the bar.

Mol	Chain	Length	Quality of chain
1	A	4217	<div style="display: flex; align-items: center;"> <div style="width: 57%; height: 10px; background: linear-gradient(to right, red, orange, yellow, green);"></div> <div style="margin-left: 10px;"> <p>57%</p> <p>30% 52% 17%</p> </div> </div>
2	M	420	<div style="display: flex; align-items: center;"> <div style="width: 48%; height: 10px; background: linear-gradient(to right, red, orange, yellow, green);"></div> <div style="margin-left: 10px;"> <p>48%</p> <p>65% 35%</p> </div> </div>
3	B	133	<div style="display: flex; align-items: center;"> <div style="width: 92%; height: 10px; background: linear-gradient(to right, red, orange, yellow, green);"></div> <div style="margin-left: 10px;"> <p>92%</p> <p>74% 25%</p> </div> </div>
3	BA	133	<div style="display: flex; align-items: center;"> <div style="width: 6%; height: 10px; background: red;"></div> <div style="width: 47%; height: 10px; background: linear-gradient(to right, green, yellow);"></div> <div style="width: 47%; height: 10px; background: linear-gradient(to right, yellow, grey);"></div> <div style="width: 53%; height: 10px; background: linear-gradient(to right, yellow, grey);"></div> <div style="margin-left: 10px;"> <p>6%</p> <p>47% 53%</p> </div> </div>
3	BB	133	<div style="display: flex; align-items: center;"> <div style="width: 5%; height: 10px; background: red;"></div> <div style="width: 44%; height: 10px; background: linear-gradient(to right, green, yellow);"></div> <div style="width: 52%; height: 10px; background: linear-gradient(to right, yellow, grey);"></div> <div style="width: 52%; height: 10px; background: linear-gradient(to right, yellow, grey);"></div> <div style="margin-left: 10px;"> <p>5%</p> <p>44% 52%</p> </div> </div>
3	BC	133	<div style="display: flex; align-items: center;"> <div style="width: 5%; height: 10px; background: red;"></div> <div style="width: 49%; height: 10px; background: linear-gradient(to right, green, yellow);"></div> <div style="width: 50%; height: 10px; background: linear-gradient(to right, yellow, grey);"></div> <div style="margin-left: 10px;"> <p>5%</p> <p>49% 50%</p> </div> </div>
3	BD	133	<div style="display: flex; align-items: center;"> <div style="width: 5%; height: 10px; background: red;"></div> <div style="width: 48%; height: 10px; background: linear-gradient(to right, green, yellow);"></div> <div style="width: 50%; height: 10px; background: linear-gradient(to right, yellow, grey);"></div> <div style="margin-left: 10px;"> <p>5%</p> <p>48% 50%</p> </div> </div>

Continued on next page...

Continued from previous page...

Mol	Chain	Length	Quality of chain	
3	BE	133	51%	48%
3	BF	133	53%	46%
3	BG	133	44%	54%
3	BH	133	54%	43%
3	BI	133	48%	51%
3	BJ	133	53%	45%
3	BK	133	47%	53%
3	BL	133	53%	47%
3	BM	133	55%	44%
3	BN	133	56%	42%
3	CA	133	49%	50%
3	CB	133	43%	56%
3	CC	133	44%	52%
3	CD	133	50%	48%
3	CE	133	50%	49%
3	CF	133	52%	47%
3	CG	133	50%	49%
3	CH	133	50%	48%
3	CI	133	46%	52%
3	CJ	133	50%	47%
3	CK	133	55%	44%
3	CL	133	52%	47%
3	CM	133	49%	50%
3	CN	133	47%	52%
3	D	133	94%	24%

Continued on next page...

Continued from previous page...

Mol	Chain	Length	Quality of chain	
3	DA	133	6%	56% 43%
3	DB	133	8%	50% 49%
3	DC	133	7%	44% 55%
3	DD	133	5%	54% 44%
3	DE	133	8%	49% 49%
3	DF	133	8%	47% 52%
3	DG	133	8%	56% 41%
3	DH	133	8%	49% 50%
3	DI	133	7%	54% 44%
3	DJ	133	5%	53% 45%
3	DK	133	5%	51% 48%
3	DL	133	8%	45% 53%
3	DM	133	6%	51% 47%
3	DN	133	8%	56% 43%
3	EA	133	8%	51% 48%
3	EB	133	8%	48% 49%
3	EC	133	11%	50% 50%
3	ED	133	15%	49% 50%
3	EE	133	19%	41% 58%
3	EF	133	11%	57% 41%
3	EG	133	11%	45% 54%
3	EH	133	11%	56% 42%
3	EI	133	5%	39% 59%
3	EJ	133	6%	42% 56%
3	EK	133	5%	50% 48%

Continued on next page...

Continued from previous page...

Mol	Chain	Length	Quality of chain
3	EL	133	7% 44% 55%
3	EM	133	11% 56% 43%
3	EN	133	52% 47%
3	FA	133	10% 50% 49%
3	FB	133	32% 47% 52%
3	FC	133	50% 58% 40%
3	FD	133	47% 51% 41% 8%
3	FE	133	14% 53% 45%
3	FF	133	35% 57% 41%
3	FG	133	44% 62% 36%
3	FH	133	17% 50% 50%
3	FI	133	17% 48% 51%
3	FJ	133	8% 45% 53%
3	FK	133	6% 45% 51%
3	FL	133	8% 47% 52%
3	FM	133	11% 44% 56%
3	FN	133	5% 41% 57%
3	GA	133	11% 45% 54%
3	GB	133	58% 56% 38% 7%
3	GC	133	38% 53% 46%
3	GD	133	15% 45% 53%
3	GE	133	7% 53% 47%
3	GF	133	5% 50% 49%
3	GG	133	5% 50% 47%
3	GH	133	7% 44% 54%


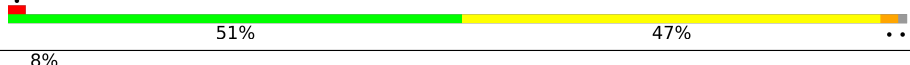


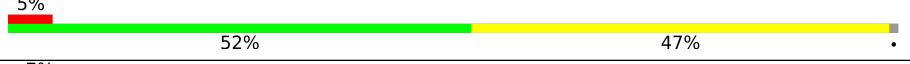

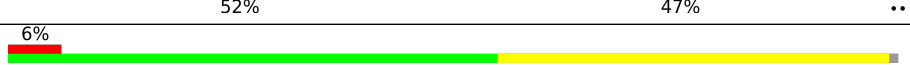












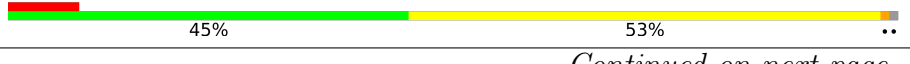



Continued on next page...

Continued from previous page...

Mol	Chain	Length	Quality of chain	
3	GI	133	6%	54% 45%
3	GJ	133	7%	47% 52%
3	GK	133	5%	42% 56%
3	GL	133	7%	50% 50%
3	GM	133	7%	48% 50%
3	GN	133	•	41% 57%
3	HA	133	8%	48% 50%
3	HB	133	10%	45% 53%
3	HC	133	8%	48% 50%
3	HD	133	8%	50% 49%
3	HE	133	8%	52% 47%
3	HF	133	7%	61% 38%
3	HG	133	7%	55% 44%
3	HH	133	8%	54% 44%
3	HI	133	•	45% 53%
3	HJ	133	5%	44% 56%
3	HK	133	6%	44% 53%
3	HL	133	•	45% 53%
3	HM	133	5%	54% 45%
3	HN	133	•	46% 53%
3	IA	133	5%	47% 51%
3	IB	133	5%	56% 44%
3	IC	133	5%	50% 49%
3	ID	133	•	44% 55%
3	IE	133	5%	49% 50%

Continued on next page...

Continued from previous page...

Mol	Chain	Length	Quality of chain
3	IF	133	
3	IG	133	
3	IH	133	
3	II	133	
3	IJ	133	
3	IK	133	
3	IL	133	
3	IM	133	
3	IN	133	
3	JA	133	
3	JB	133	
3	JC	133	
3	JD	133	
3	JE	133	
3	JF	133	
3	JG	133	
3	JH	133	
3	JI	133	
3	JJ	133	
3	JK	133	
3	JL	133	
3	JM	133	
3	JN	133	
3	KA	133	
3	KB	133	

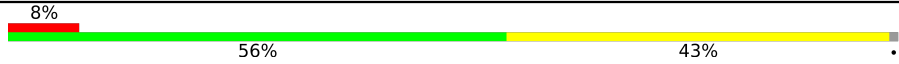











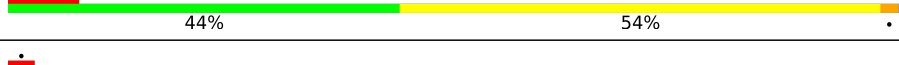

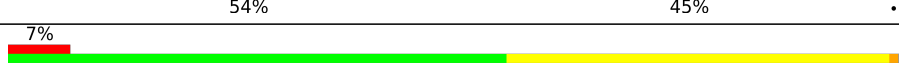
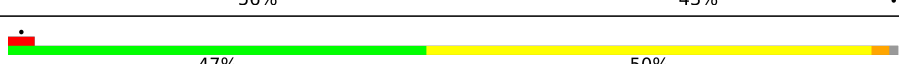
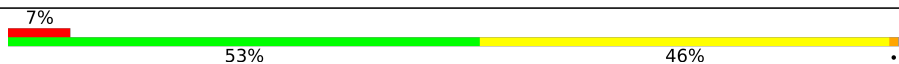

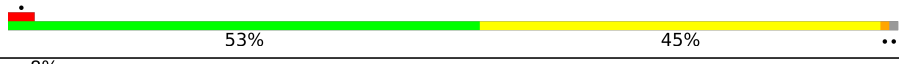
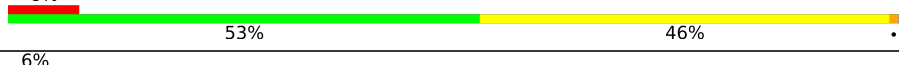





Continued on next page...

Continued from previous page...

Mol	Chain	Length	Quality of chain
3	KC	133	5% 50% 49% ..
3	KD	133	11% 63% 36% .
3	KE	133	25% 53% 46% ..
3	KF	133	13% 46% 51% ..
3	KG	133	33% 52% 47% .
3	KH	133	8% 50% 47% ...
3	KI	133	8% 50% 47% ..
3	KJ	133	6% 43% 56% .
3	KK	133	8% 51% 47% ..
3	KL	133	8% 51% 47% ..
3	KM	133	7% 52% 47% ..
3	KN	133	6% 42% 57% .
3	LA	133	. 45% 53% ..
3	LB	133	5% 47% 51% ..
3	LC	133	8% 52% 47% .
3	LD	133	5% 50% 47% ..
3	LE	133	8% 46% 53% .
3	LF	133	47% 56% 44% .
3	LG	133	16% 49% 48% ..
3	LH	133	51% 53% 47% .
3	LI	133	17% 61% 38% ..
3	LJ	133	32% 52% 47% ..
3	LK	133	17% 50% 49% ..
3	LL	133	10% 53% 45% ..
3	LM	133	7% 48% 50% ..

Continued on next page...

Continued from previous page...

Mol	Chain	Length	Quality of chain
3	LN	133	
3	MA	133	
3	MB	133	
3	MC	133	
3	MD	133	
3	ME	133	
3	MF	133	
3	MG	133	
3	MH	133	
3	MI	133	
3	MJ	133	
3	MK	133	
3	ML	133	
3	MM	133	
3	MN	133	
3	NA	133	
3	NB	133	
3	NC	133	
3	ND	133	
3	NE	133	
3	NF	133	
3	NG	133	
3	NH	133	
3	NI	133	
3	NJ	133	

2 Entry composition i

There are 3 unique types of molecules in this entry. The entry contains 271383 atoms, of which 0 are hydrogens and 0 are deuteriums.

In the tables below, the AltConf column contains the number of residues with at least one atom in alternate conformation and the Trace column contains the number of residues modelled with at most 2 atoms.

- Molecule 1 is a RNA chain called Genomic RNA.

Mol	Chain	Residues	Atoms					AltConf	Trace
			Total	C	N	O	P		
1	A	4217	89319	39933	15385	29784	4217	0	0

- Molecule 2 is a protein called Maturation protein A2.

Mol	Chain	Residues	Atoms					AltConf	Trace
			Total	C	N	O	S		
2	M	419	3438	2210	615	610	3	0	0

- Molecule 3 is a protein called Capsid protein.

Mol	Chain	Residues	Atoms					AltConf	Trace
			Total	C	N	O	S		
3	B	132	993	616	177	198	2	0	0
3	D	132	993	616	177	198	2	0	0
3	BA	132	993	616	177	198	2	0	0
3	BB	132	993	616	177	198	2	0	0
3	BC	132	993	616	177	198	2	0	0
3	BD	132	993	616	177	198	2	0	0
3	BE	132	993	616	177	198	2	0	0
3	BF	132	993	616	177	198	2	0	0
3	BG	132	993	616	177	198	2	0	0
3	BH	132	993	616	177	198	2	0	0
3	BI	132	993	616	177	198	2	0	0

Continued on next page...

Continued from previous page...

Mol	Chain	Residues	Atoms					AltConf	Trace
3	BJ	132	Total 993	C 616	N 177	O 198	S 2	0	0
3	BK	132	Total 993	C 616	N 177	O 198	S 2	0	0
3	BL	132	Total 993	C 616	N 177	O 198	S 2	0	0
3	BM	132	Total 993	C 616	N 177	O 198	S 2	0	0
3	BN	132	Total 993	C 616	N 177	O 198	S 2	0	0
3	CA	132	Total 993	C 616	N 177	O 198	S 2	0	0
3	CB	132	Total 993	C 616	N 177	O 198	S 2	0	0
3	CC	132	Total 993	C 616	N 177	O 198	S 2	0	0
3	CD	132	Total 993	C 616	N 177	O 198	S 2	0	0
3	CE	132	Total 993	C 616	N 177	O 198	S 2	0	0
3	CF	132	Total 993	C 616	N 177	O 198	S 2	0	0
3	CG	132	Total 993	C 616	N 177	O 198	S 2	0	0
3	CH	132	Total 993	C 616	N 177	O 198	S 2	0	0
3	CI	132	Total 993	C 616	N 177	O 198	S 2	0	0
3	CJ	132	Total 993	C 616	N 177	O 198	S 2	0	0
3	CK	132	Total 993	C 616	N 177	O 198	S 2	0	0
3	CL	132	Total 993	C 616	N 177	O 198	S 2	0	0
3	CM	132	Total 993	C 616	N 177	O 198	S 2	0	0
3	CN	132	Total 993	C 616	N 177	O 198	S 2	0	0
3	DA	132	Total 993	C 616	N 177	O 198	S 2	0	0
3	DB	132	Total 993	C 616	N 177	O 198	S 2	0	0

Continued on next page...

Continued from previous page...

Mol	Chain	Residues	Atoms					AltConf	Trace
			Total	C	N	O	S		
3	DC	132	993	616	177	198	2	0	0
3	DD	132	993	616	177	198	2	0	0
3	DE	132	993	616	177	198	2	0	0
3	DF	132	993	616	177	198	2	0	0
3	DG	132	993	616	177	198	2	0	0
3	DH	132	993	616	177	198	2	0	0
3	DI	132	993	616	177	198	2	0	0
3	DJ	132	993	616	177	198	2	0	0
3	DK	132	993	616	177	198	2	0	0
3	DL	132	993	616	177	198	2	0	0
3	DM	132	993	616	177	198	2	0	0
3	DN	132	993	616	177	198	2	0	0
3	EA	132	993	616	177	198	2	0	0
3	EB	132	993	616	177	198	2	0	0
3	EC	132	993	616	177	198	2	0	0
3	ED	132	993	616	177	198	2	0	0
3	EE	132	993	616	177	198	2	0	0
3	EF	132	993	616	177	198	2	0	0
3	EG	132	993	616	177	198	2	0	0
3	EH	132	993	616	177	198	2	0	0
3	EI	132	993	616	177	198	2	0	0

Continued on next page...

Continued from previous page...

Mol	Chain	Residues	Atoms					AltConf	Trace
3	EJ	132	Total 993	C 616	N 177	O 198	S 2	0	0
3	EK	132	Total 993	C 616	N 177	O 198	S 2	0	0
3	EL	132	Total 993	C 616	N 177	O 198	S 2	0	0
3	EM	132	Total 993	C 616	N 177	O 198	S 2	0	0
3	EN	132	Total 993	C 616	N 177	O 198	S 2	0	0
3	FA	132	Total 993	C 616	N 177	O 198	S 2	0	0
3	FB	132	Total 993	C 616	N 177	O 198	S 2	0	0
3	FC	132	Total 993	C 616	N 177	O 198	S 2	0	0
3	FD	122	Total 930	C 582	N 166	O 182		0	0
3	FE	132	Total 993	C 616	N 177	O 198	S 2	0	0
3	FF	132	Total 993	C 616	N 177	O 198	S 2	0	0
3	FG	132	Total 993	C 616	N 177	O 198	S 2	0	0
3	FH	132	Total 993	C 616	N 177	O 198	S 2	0	0
3	FI	132	Total 993	C 616	N 177	O 198	S 2	0	0
3	FJ	132	Total 993	C 616	N 177	O 198	S 2	0	0
3	FK	132	Total 993	C 616	N 177	O 198	S 2	0	0
3	FL	132	Total 993	C 616	N 177	O 198	S 2	0	0
3	FM	132	Total 993	C 616	N 177	O 198	S 2	0	0
3	FN	132	Total 993	C 616	N 177	O 198	S 2	0	0
3	GA	132	Total 993	C 616	N 177	O 198	S 2	0	0
3	GB	124	Total 942	C 588	N 168	O 185	S 1	0	0

Continued on next page...

Continued from previous page...

Mol	Chain	Residues	Atoms					AltConf	Trace
			Total	C	N	O	S		
3	GC	132	993	616	177	198	2	0	0
3	GD	132	993	616	177	198	2	0	0
3	GE	132	993	616	177	198	2	0	0
3	GF	132	993	616	177	198	2	0	0
3	GG	132	993	616	177	198	2	0	0
3	GH	132	993	616	177	198	2	0	0
3	GI	132	993	616	177	198	2	0	0
3	GJ	132	993	616	177	198	2	0	0
3	GK	132	993	616	177	198	2	0	0
3	GL	132	993	616	177	198	2	0	0
3	GM	132	993	616	177	198	2	0	0
3	GN	132	993	616	177	198	2	0	0
3	HA	132	993	616	177	198	2	0	0
3	HB	132	993	616	177	198	2	0	0
3	HC	132	993	616	177	198	2	0	0
3	HD	132	993	616	177	198	2	0	0
3	HE	132	993	616	177	198	2	0	0
3	HF	132	993	616	177	198	2	0	0
3	HG	132	993	616	177	198	2	0	0
3	HH	132	993	616	177	198	2	0	0
3	HI	132	993	616	177	198	2	0	0

Continued on next page...

Continued from previous page...

Mol	Chain	Residues	Atoms					AltConf	Trace
3	HJ	132	Total 993	C 616	N 177	O 198	S 2	0	0
3	HK	132	Total 993	C 616	N 177	O 198	S 2	0	0
3	HL	132	Total 993	C 616	N 177	O 198	S 2	0	0
3	HM	132	Total 993	C 616	N 177	O 198	S 2	0	0
3	HN	132	Total 993	C 616	N 177	O 198	S 2	0	0
3	IA	132	Total 993	C 616	N 177	O 198	S 2	0	0
3	IB	132	Total 993	C 616	N 177	O 198	S 2	0	0
3	IC	132	Total 993	C 616	N 177	O 198	S 2	0	0
3	ID	132	Total 993	C 616	N 177	O 198	S 2	0	0
3	IE	132	Total 993	C 616	N 177	O 198	S 2	0	0
3	IF	132	Total 993	C 616	N 177	O 198	S 2	0	0
3	IG	132	Total 993	C 616	N 177	O 198	S 2	0	0
3	IH	132	Total 993	C 616	N 177	O 198	S 2	0	0
3	II	132	Total 993	C 616	N 177	O 198	S 2	0	0
3	IJ	132	Total 993	C 616	N 177	O 198	S 2	0	0
3	IK	132	Total 993	C 616	N 177	O 198	S 2	0	0
3	IL	132	Total 993	C 616	N 177	O 198	S 2	0	0
3	IM	132	Total 993	C 616	N 177	O 198	S 2	0	0
3	IN	132	Total 993	C 616	N 177	O 198	S 2	0	0
3	JA	132	Total 993	C 616	N 177	O 198	S 2	0	0
3	JB	132	Total 993	C 616	N 177	O 198	S 2	0	0

Continued on next page...

Continued from previous page...

Mol	Chain	Residues	Atoms					AltConf	Trace
			Total	C	N	O	S		
3	JC	132	993	616	177	198	2	0	0
3	JD	132	993	616	177	198	2	0	0
3	JE	132	993	616	177	198	2	0	0
3	JF	132	993	616	177	198	2	0	0
3	JG	132	993	616	177	198	2	0	0
3	JH	132	993	616	177	198	2	0	0
3	JI	132	993	616	177	198	2	0	0
3	JJ	132	993	616	177	198	2	0	0
3	JK	132	993	616	177	198	2	0	0
3	JL	132	993	616	177	198	2	0	0
3	JM	132	993	616	177	198	2	0	0
3	JN	132	993	616	177	198	2	0	0
3	KA	132	993	616	177	198	2	0	0
3	KB	132	993	616	177	198	2	0	0
3	KC	132	993	616	177	198	2	0	0
3	KD	132	993	616	177	198	2	0	0
3	KE	132	993	616	177	198	2	0	0
3	KF	132	993	616	177	198	2	0	0
3	KG	132	993	616	177	198	2	0	0
3	KH	132	993	616	177	198	2	0	0
3	KI	132	993	616	177	198	2	0	0

Continued on next page...

Continued from previous page...

Mol	Chain	Residues	Atoms					AltConf	Trace
			Total	C	N	O	S		
3	KJ	132	993	616	177	198	2	0	0
3	KK	132	993	616	177	198	2	0	0
3	KL	132	993	616	177	198	2	0	0
3	KM	132	993	616	177	198	2	0	0
3	KN	132	993	616	177	198	2	0	0
3	LA	132	993	616	177	198	2	0	0
3	LB	132	993	616	177	198	2	0	0
3	LC	132	993	616	177	198	2	0	0
3	LD	132	993	616	177	198	2	0	0
3	LE	132	993	616	177	198	2	0	0
3	LF	132	993	616	177	198	2	0	0
3	LG	132	993	616	177	198	2	0	0
3	LH	132	993	616	177	198	2	0	0
3	LI	132	993	616	177	198	2	0	0
3	LJ	132	993	616	177	198	2	0	0
3	LK	132	993	616	177	198	2	0	0
3	LL	132	993	616	177	198	2	0	0
3	LM	132	993	616	177	198	2	0	0
3	LN	132	993	616	177	198	2	0	0
3	MA	132	993	616	177	198	2	0	0
3	MB	132	993	616	177	198	2	0	0

Continued on next page...

Continued from previous page...

Mol	Chain	Residues	Atoms					AltConf	Trace
			Total	C	N	O	S		
3	MC	132	993	616	177	198	2	0	0
3	MD	132	993	616	177	198	2	0	0
3	ME	132	993	616	177	198	2	0	0
3	MF	132	993	616	177	198	2	0	0
3	MG	132	993	616	177	198	2	0	0
3	MH	132	993	616	177	198	2	0	0
3	MI	132	993	616	177	198	2	0	0
3	MJ	132	993	616	177	198	2	0	0
3	MK	132	993	616	177	198	2	0	0
3	ML	132	993	616	177	198	2	0	0
3	MM	132	993	616	177	198	2	0	0
3	MN	132	993	616	177	198	2	0	0
3	NA	132	993	616	177	198	2	0	0
3	NB	132	993	616	177	198	2	0	0
3	NC	132	993	616	177	198	2	0	0
3	ND	132	993	616	177	198	2	0	0
3	NE	132	993	616	177	198	2	0	0
3	NF	132	993	616	177	198	2	0	0
3	NG	132	993	616	177	198	2	0	0
3	NH	132	993	616	177	198	2	0	0
3	NI	132	993	616	177	198	2	0	0

Continued on next page...

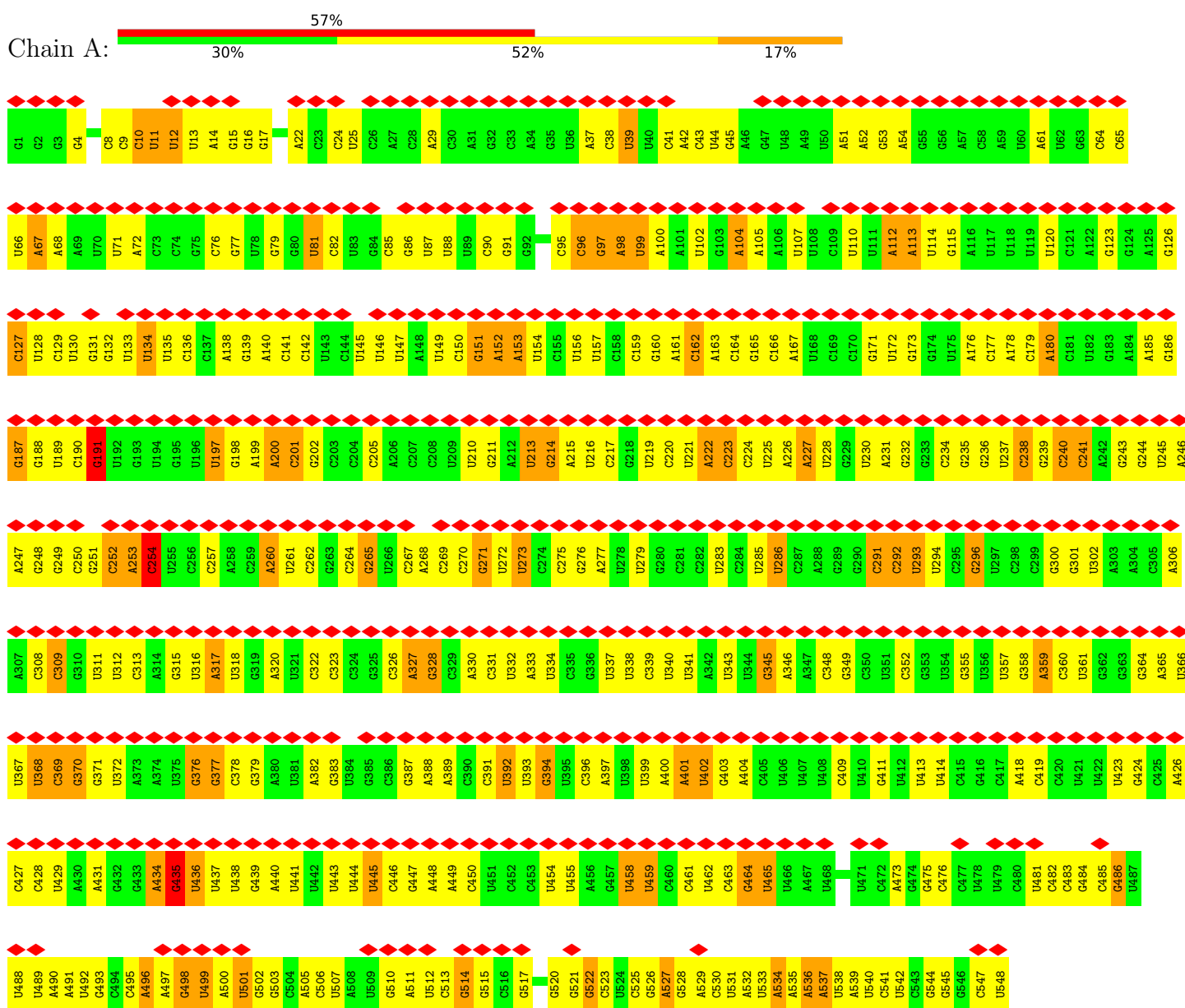
Continued from previous page...

Mol	Chain	Residues	Atoms				AltConf	Trace	
			Total	C	N	O			S
3	NJ	132	993	616	177	198	2	0	0

3 Residue-property plots

These plots are drawn for all protein, RNA, DNA and oligosaccharide chains in the entry. The first graphic for a chain summarises the proportions of the various outlier classes displayed in the second graphic. The second graphic shows the sequence view annotated by issues in geometry and atom inclusion in map density. Residues are color-coded according to the number of geometric quality criteria for which they contain at least one outlier: green = 0, yellow = 1, orange = 2 and red = 3 or more. A red diamond above a residue indicates a poor fit to the EM map for this residue (all-atom inclusion < 40%). Stretches of 2 or more consecutive residues without any outlier are shown as a green connector. Residues present in the sample, but not in the model, are shown in grey.

- Molecule 1: Genomic RNA




U549	U550	U551	A552	U553	U554	U555	U556	U557	U558	A559	U560	U561	U562	U563	U564	U565	U566	U567	U568	U569	U570	U571	U572	U573	U574	U575	U576	U577	U578	U579	U580	U581	U582	U583	U584	U585	U586	U587	U588	U589	U590	U591	U592	U593	U594	U595	U596	U597	U598	U599	A600	C601	C602	U603	C604	C605	U606	C607	U608			
U609	C610	G611	U612	A613	G614	G615	G616	U617	U618	A619	U620	C621	C622	A623	G624	U625	C626	C627	U628	A629	C630	C631	A632	U633	A634	A635	U636	U637	U638	U639	U640	A641	G642	U643	U644	G645	U646	A647	U648	G649	A710	C650	C651	U652	C653	U654	U655	U656	U657	U658	U659	U660	G661	U662	U663	U664	U665	U666	U667	U668		
C669	U670	G671	G672	C673	U674	U675	U676	U677	U678	U679	A740	C741	C742	C743	U744	C745	U746	U747	U748	A749	U750	U751	A752	G753	A754	U755	U756	C757	U758	A759	C760	U761	C762	C763	U764	C765	C766	U767	U768	C769	G770	G771	U772	U773	U774	U775	U776	U777	U778	U779	U780	U781	U782	U783	C784	A785	C786	U787	U788			
A729	C730	A731	C732	U733	G734	G735	C736	A737	U738	A739	A740	C741	C742	C743	U744	C745	U746	U747	U748	A749	U750	U751	A752	G753	A754	U755	U756	C757	U758	A759	C760	U761	C762	C763	U764	C765	C766	U767	U768	C769	G770	G771	U772	U773	U774	U775	U776	U777	U778	U779	U780	U781	U782	U783	C784	A785	C786	U787	U788			
C789	U790	A791	G792	U793	A794	U795	U796	A797	U798	C799	U800	U801	C802	U803	C804	U805	A806	A807	U808	U809	C810	G811	A812	C813	A814	A815	U816	U817	U818	U819	U820	U821	C822	C823	C824	U825	U826	C827	C828	C829	U830	U831	G832	U833	U834	U835	A836	C837	U838	U839	U840	A841	A842	A843	C844	U845	U846	A847	A848			
A849	G850	C851	G852	U853	A854	U855	A856	U857	U858	A859	C860	A861	C862	U863	C864	U865	A866	A867	C868	U869	C870	C871	A872	U873	A874	A875	U876	C877	U878	U879	C880	A881	U882	U883	C884	C885	U886	U887	U889	U890	C891	U892	U893	U894	U895	U896	U897	U898	U899	U900	U901	U902	U903	U904	U905	U906	U907	U908	U909	U910	U911	U912
G913	C914	U915	G916	U917	U918	U919	U920	C921	U922	A923	C924	A925	A926	C927	U928	U929	U930	U931	C932	C933	C934	U935	U936	C937	U938	U939	C940	U941	U942	U943	U944	U945	U946	C947	U948	U951	U952	U953	U956	U957	U958	U959	U960	U961	U962	U963	U964	U965	U966	U967	U968	U969	U970	U971	U972	U973	U974					
C975	A976	A980	U981	C982	U983	U984	C985	U986	U987	U988	A989	U990	U991	U992	U993	U994	C995	U996	U997	U998	U999	G1000	A1001	G1002	U1003	U1004	A1005	U1006	U1007	U1008	C1009	C1010	C1011	U1012	A1013	C1014	A1015	U1016	C1017	U1018	U1019	C1020	G1021	U1022	U1023	G1024	U1025	U1026	G1027	A1028	U1029	U1030	G1031	G1032	U1033	U1034	C1035	U1036				
U1037	G1038	G1042	U1043	U1044	G1045	U1046	U1047	U1048	A1049	C1050	A1051	U1052	A1053	C1054	U1055	U1056	G1057	C1058	U1059	C1060	A1061	A1062	A1064	A1065	G1066	G1067	U1068	C1069	A1070	G1071	C1072	U1073	A1074	A1076	U1077	C1078	A1079	U1080	A1081	A1082	U1083	A1088	U1089	A1090	U1091	U1092	U1093	U1094	A1095	G1096	A1097	C1098	U1099	G1100	C1101							
U1102	U1103	U1104	G1105	A1106	U1107	A1108	U1109	A1110	C1111	G1112	U1113	G1114	A1115	C1116	A1117	U1118	C1119	C1120	G1121	U1122	C1123	U1124	C1125	U1126	A1127	U1128	U1129	C1130	U1131	U1132	U1133	C1134	A1135	C1136	U1137	A1138	U1139	A1140	A1141	A1142	A1143	G1144	U1145	U1146	U1147	A1148	U1149	C1150	G1151	A1152	A1153	A1154	U1155	U1156	G1157	U1158	C1159	U1160	G1161			
C1162	U1164	G1165	U1166	U1167	A1168	A1169	C1170	G1171	U1172	U1173	U1174	C1175	U1176	G1177	C1178	U1179	A1180	G1181	C1182	C1183	U1184	G1185	U1186	U1188	U1189	U1190	U1191	G1192	U1193	C1194	U1197	U1198	U1199	A1200	U1201	U1203	U1204	A1205	G1208	A1212	C1213	U1214	C1215	C1216	A1217	U1218	A1219	C1220	U1221	A1222	G1223	C1224	A1225									
A1226	U1227	C1228	U1229	U1230	C1231	C1232	C1233	U1234	U1235	C1236	G1237	U1238	U1239	A1240	C1241	A1242	C1243	U1244	A1245	G1246	U1248	C1249	U1250	U1251	G1252	A1253	A1254	A1255	C1256	C1257	A1258	C1259	C1260	U1261	U1262	U1263	A1264	U1265	U1266	U1267	C1268	U1269	U1270	U1271	U1272	A1273	A1274	A1275	C1276	A1277	C1278	U1279	U1280	U1281	C1282	U1283	U1284	G1285				
A1286	U1287	A1288	G1289	U1290	A1291	U1292	C1293	U1294	U1295	U1296	U1297	U1298	U1299	U1300	U1301	A1302	A1303	C1304	C1305	C1306	A1307	A1308	C1309	G1310	C1311	G1312	U1313	A1314	A1315	A1316	G1317	C1318	C1319	U1320	C1321	C1322	A1323	A1324	A1325	C1326	U1327	U1328	U1329	G1330	G1331	U1332	U1333	C1334	A1335	A1336	U1337	U1338	U1339	G1340	U1341	U1342	C1343	A1344	U1345			

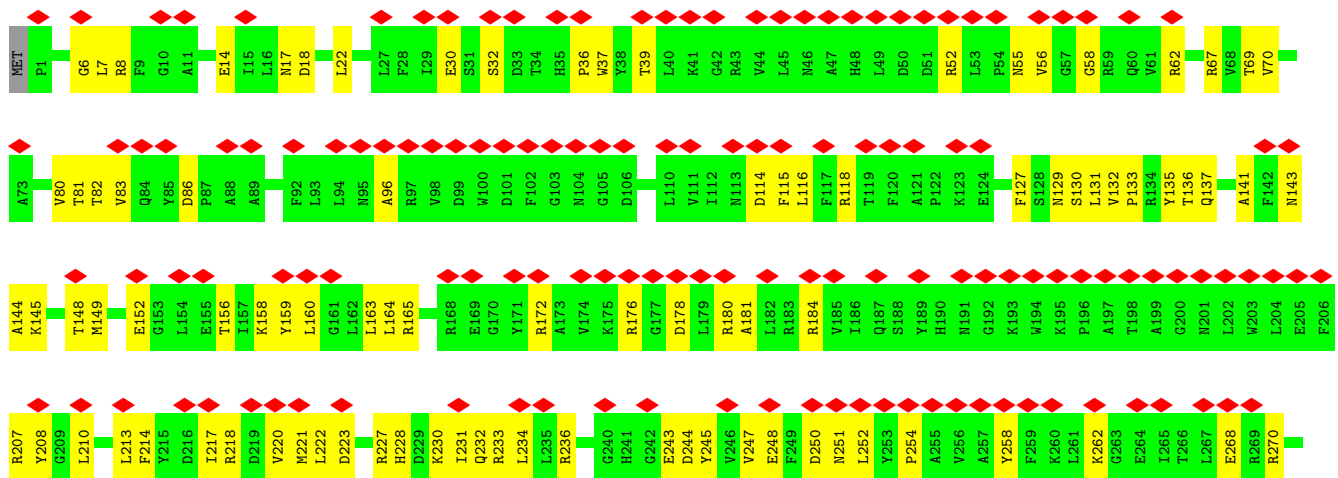
U2083	G2024	U1963	C1841	A1719	C1659	U1537	C1407	G1346
G2084	U2024	U1964	U1842	U1720	G1660	C1538	U1408	G1347
C2085	U2025	U1965	G1843	U1721	U1601	C1539	C1409	C1348
G2086	G2026	U1966	U1844	G1722	G1602	A1540	A1410	A1349
U2087	C2027	G1967	C1847	U1723	G1603	G1411	U1411	A1350
G2088	G2028	U1968	U1848	U1724	G1604	U1476	C1413	A1351
U2090	G2029	G1969	U1849	C1725	C1605	G1477	C1414	A1352
G2091	U2030	U1970	C1850	U1726	A1606	U1478	U1415	U1353
A2092	G2031	C1971	G1851	G1727	G1607	A1480	C1416	U1354
G2093	G2032	U1911	C1852	U1728	G1608	G1481	G1417	A1355
A2094	C2033	A1912	A1853	G1730	C1609	A1482	U1418	A1357
G2095	A2034	U1913	A1854	U1731	A1610	G1484	G1420	G1358
U2097	A2035	U1914	U1855	A1732	G1611	C1485	G1421	A1359
A2098	U2036	A1915	U1856	G1733	A1552	G1486	U1422	C1360
U2099	G2037	U1916	G1858	C1734	A1553	U1487	A1423	U1361
G2100	C2038	U1917	U1859	U1735	U1612	U1488	A1424	G1362
A2101	U2039	A1918	U1860	G1736	U1613	U1489	A1425	U1363
U2102	U2040	U1919	C1861	C1675	G1614	U1490	A1426	U1364
G2103	A2041	G1919	U1862	G1737	U1615	U1491	U1427	A1365
U2104	U2042	G1920	C1863	U1738	G1616	C1491	A1431	C1366
C2105	G2043	U1921	U1864	G1739	A1618	C1492	U1432	U1367
G2106	A2044	U1922	U1865	U1740	C1619	C1493	U1433	U1368
U2107	U2045	G1923	G1866	G1678	G1620	G1494	A1434	U1369
C2108	G2046	A1924	U1867	A1678	C1561	U1495	A1435	A1370
G2109	A2047	U1925	G1868	U1741	U1621	U1496	C1436	G1371
U2110	C2048	C1926	U1869	U1742	U1622	U1497	C1439	U1372
G2111	G2049	U1927	G1870	U1743	A1623	U1498	G1440	U1373
C2112	U2050	C1928	U1871	G1744	G1624	G1499	U1441	A1374
U2113	G2051	A1930	G1872	U1745	C1625	U1501	U1442	C1376
A2114	C2052	U1931	U1873	A1746	U1626	U1502	C1444	U1378
G2115	G2053	G1932	U1874	U1747	U1627	U1503	C1379	C1379
U2116	A2054	C1933	U1875	C1748	U1628	U1504	G1380	G1380
C2117	G2055	U1934	A1876	U1750	U1629	U1505	U1446	G1381
G2118	C2056	C1935	G1877	G1751	G1630	U1506	U1447	G1382
U2119	U2060	G1936	U1878	C1752	G1631	U1507	G1448	A1383
A2120	G2061	C1937	A1879	U1753	U1632	U1508	U1450	A1384
U2121	C2062	U1938	G1880	C1754	U1633	G1509	U1451	A1385
G2122	G2063	G1939	C1881	U1755	C1634	C1510	C1453	U1388
U2123	U2064	A2000	U1882	U1756	A1635	U1511	C1454	G1389
C2124	C2065	C2001	U1883	U1757	C1636	U1512	A1455	G1390
G2125	U2066	U2002	U1884	G1758	G1637	C1513	A1456	A1391
U2126	G2067	G2003	C1885	C1759	C1638	U1514	A1457	A1392
C2127	U2068	A2004	U1886	U1760	A1639	U1515	G1458	A1393
G2128	C2069	U2005	A1887	G1761	G1640	G1516	C1459	C1395
U2129	U2070	G2006	U1888	U1762	U1641	U1517	A1396	A1396
C2130	G2071	U2007	U1889	G1763	A1642	A1518	A1397	A1397
U2131	U2072	C2008	U1890	U1764	U1643	A1519	G1464	A1398
G2132	A2073	U2009	A1891	G1765	A1644	C1589	C1465	C1399
C2133	C2074	G2010	U1892	U1766	U1645	U1584	U1466	U1400
U2134	U2075	C2011	G1893	G1767	G1646	G1585	U1468	C1401
G2135	G2076	U2012	U1894	U1768	U1647	U1586	U1469	A1402
A2136	C2077	A2013	C1895	U1769	A1648	U1587	C1470	G1403
U2137	U2078	G2014	U1896	U1770	C1649	A1588	U1471	G1404
C2138	G2079	C2015	G1897	C1771	U1650	C1589	U1520	U1405
A2139	C2080	U2016	U1898	A1772	A1651	C1591	C1521	C1406
U2140	U2081	G2017	C1899	G1773	U1652	A1692	U1522	
G2141	A2082	C2018	U1900	U1774	A1653	U1647	U1523	
C2142		U2019	G1901	G1775	A1654	A1648	A1524	
U2143		G2020		U1776	G1655	C1594	A1525	
		C2021		A1777	G1656	C1595	G1526	
		G2022		U1778	U1657	U1596	U1533	
				A1779	A1658	U1597	A1534	
				U1780	U1659	U1598	G1535	
				U1781	U1660	U1599	G1536	
				U1782	U1661	U1600		
				U1783	U1662	U1601		
				U1784	U1663	U1602		
				U1785	U1664	U1603		
				U1786	U1665	U1604		
				U1787	U1666	U1605		
				U1788	U1667	U1606		
				U1789	U1668	U1607		
				U1790	U1669	U1608		
				U1791	U1670	U1609		
				U1792	U1671	U1610		
				U1793	U1672	U1611		
				U1794	U1673	U1612		
				U1795	U1674	U1613		
				U1796	U1675	U1614		
				U1797	U1676	U1615		
				U1798	U1677	U1616		
				U1799	U1678	U1617		
				U1800	U1679	U1618		
				U1801	U1680	U1619		
				U1802	U1681	U1620		
				U1803	U1682	U1621		
				U1804	U1683	U1622		
				U1805	U1684	U1623		
				U1806	U1685	U1624		
				U1807	U1686	U1625		
				U1808	U1687	U1626		
				U1809	U1688	U1627		
				U1810	U1689	U1628		
				U1811	U1690	U1629		
				U1812	U1691	U1630		
				U1813	U1692	U1631		
				U1814	U1693	U1632		
				U1815	U1694	U1633		
				U1816	U1695	U1634		
				U1817	U1696	U1635		
				U1818	U1697	U1636		
				U1819	U1698	U1637		
				U1820	U1699	U1638		
				U1821	U1700	U1639		
				U1822	U1701	U1640		
				U1823	U1702	U1641		
				U1824	U1703	U1642		
				U1825	U1704	U1643		
				U1826	U1705	U1644		
				U1827	U1706	U1645		
				U1828	U1707	U1646		
				U1829	U1708	U1647		
				U1830	U1709	U1648		
				U1831	U1710	U1649		
				U1832	U1711	U1650		
				U1833	U1712	U1651		
				U1834	U1713	U1652		
				U1835	U1714	U1653		
				U1836	U1715	U1654		
				U1837	U1716	U1655		
				U1838	U1717	U1656		
				U1839	U1718	U1657		
				U1840	U1719	U1658		

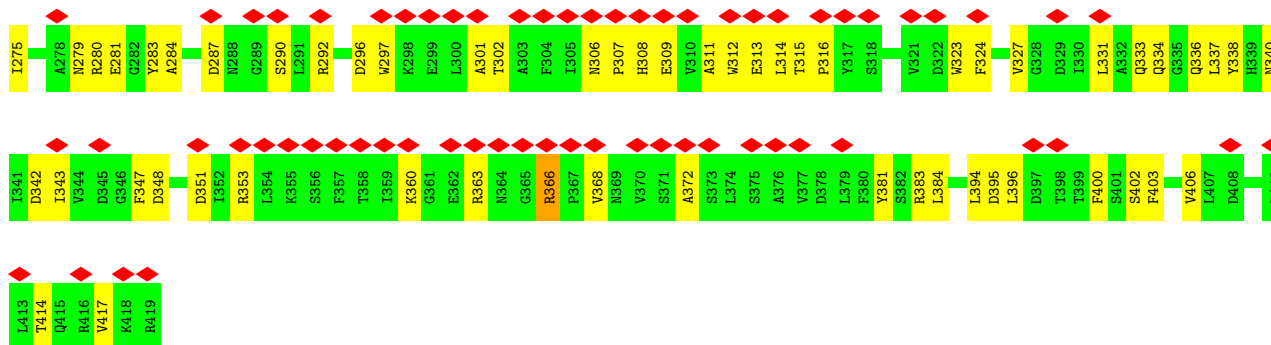
G2144	G2145	G2146	G2147	G2148	G2149	G2150	G2151	G2152	G2153	G2154	G2155	G2156	G2157	G2158	G2159	G2160	G2161	G2162	G2163	G2164	A2168	A2169	A2170	A2171	G2172	G2173	U2174	U2175	A2176	U2177	U2178	G2179	G2180	G2181	U2182	U2183	G2184	U2185	U2186	A2187	G2188	G2189	G2190	A2191	U2192	A2193	U2194	U2195	G2196	G2197	G2198	G2199	G2200	G2201	U2202	A2203	G2205		
A2206	C2207	U2208	C2209	G2210	G2211	G2212	G2213	G2214	G2215	G2216	G2217	G2218	G2219	G2220	U2221	U2222	G2223	U2224	U2225	G2226	G2227	C2228	U2229	U2230	U2231	U2232	C2235	G2236	G2237	G2238	U2239	U2240	C2241	C2242	A2243	U2244	C2245	C2246	A2247	G2248	C2249	G2250	G2251	G2252	G2253	G2254	U2255	G2256	C2257	C2258	A2259	C2262	G2263	G2264	U2265	U2266	U2267		
G2268	A2269	C2270	U2271	U2272	C2273	A2274	U2275	U2276	A2277	G2278	G2279	G2280	U2281	U2282	U2283	A2284	U2285	A2286	A2287	G2288	A2289	C2290	U2291	A2292	A2293	A2294	U2295	G2296	U2297	U2300	A2301	U2302	U2303	A2304	A2305	A2306	G2307	C2308	C2309	G2310	U2311	G2312	A2313	U2314	A2315	G2316	U2317	C2318	G2319	U2320	U2321	C2322	U2323	G2324	G2325	G2326	U2327	G2328	
C2329	U2330	U2331	A2332	U2333	A2335	A2336	C2337	U2338	A2339	A2340	G2341	G2342	U2343	U2344	G2345	A2346	A2347	A2348	U2349	C2350	C2351	A2352	U2353	G2354	U2355	U2356	U2357	U2358	A2359	U2360	A2361	C2362	C2365	A2366	U2367	C2368	U2369	U2370	G2374	U2375	A2376	A2377	C2378	U2379	C2380	U2381	C2382	U2383	C2384	A2385	G2386	C2387	C2388	C2389	C2391				
A2392	A2393	U2394	U2395	G2396	C2397	G2398	C2399	C2400	G2401	A2402	G2403	C2404	C2405	G2406	G2407	G2408	A2409	A2410	C2411	A2412	U2413	C2414	A2415	A2416	A2417	A2418	U2419	U2420	G2421	A2422	G2423	G2425	U2426	G2427	A2428	A2429	G2430	A2433	A2434	C2435	C2436	U2437	G2438	G2439	C2440	A2441	C2442	U2443	U2444	U2445	C2446	C2447	A2448	U2449	U2450	G2451	C2452		
C2453	A2454	A2455	G2456	G2457	A2458	U2459	U2460	U2461	C2462	C2463	U2464	U2465	U2466	U2467	G2468	G2469	C2470	C2471	A2472	A2473	U2474	G2475	U2476	U2477	C2478	A2479	G2480	U2481	G2482	G2483	C2484	G2485	A2486	U2487	U2488	U2489	A2490	A2491	C2492	U2493	C2494	U2495	G2496	A2497	G2498	U2501	G2502	A2503	G2504	U2505	G2506	U2507	U2508	U2509	U2510	U2511	C2512	A2513	
U2514	U2515	G2516	A2517	G2520	G2521	A2522	G2523	U2524	A2525	U2526	U2527	G2528	G2529	U2530	G2531	G2532	G2533	C2536	C2537	C2538	G2539	G2540	G2541	A2542	U2543	G2544	A2545	C2546	U2547	U2548	U2549	A2550	G2551	G2552	A2553	U2554	A2555	A2556	A2557	U2558	U2559	A2560	C2561	U2562	U2563	U2564	A2565	A2566	U2567	G2568	C2569	C2570	G2571	A2572	G2573	A2574	U2575		
C2576	A2577	U2578	G2579	U2580	C2581	G2582	A2583	A2584	G2585	G2586	A2587	U2588	G2589	A2590	C2591	G2592	U2596	C2597	A2598	G2599	C2600	C2601	U2602	A2603	G2604	G2605	U2606	A2607	U2608	U2609	A2610	A2611	U2612	A2613	G2616	A2617	A2618	G2619	C2620	U2621	G2622	U2623	U2624	G2625	C2626	U2627	U2628	G2629	G2630	G2631	A2632	G2633	A2634	A2635	G2636	U2637	U2638		
C2639	C2640	U2641	G2642	G2643	C2644	A2645	G2646	A2647	A2648	G2649	A2650	G2651	G2652	C2653	U2654	G2655	A2656	A2657	U2658	U2659	G2660	C2661	C2662	U2663	U2664	U2665	A2666	A2667	C2668	G2669	A2670	A2671	C2672	G2673	C2674	U2675	C2676	G2677	G2678	U2679	C2680	C2681	C2682	U2683	A2684	U2685	G2686	G2687	C2688	C2689	U2690	G2691	A2692	C2693	U2694	G2695	A2696	A2697	G2698
U2699	G2700	A2701	G2702	G2703	A2704	U2705	U2706	U2707	G2708	A2709	A2710	U2711	U2712	U2713	U2714	U2715	U2716	U2717	U2718	U2719	G2720	G2721	G2722	C2723	G2724	A2725	G2726	U2727	C2728	A2729	U2730	G2731	U2732	A2733	U2734	A2735	C2736	U2737	A2738	U2739	U2740	G2741	G2742	C2743	U2744	G2745	U2746	U2747	A2748	G2749	A2750	A2751	A2752	A2753	A2754	U2755	A2756	G2757	C2758
C2759	A2760	A2761	G2762	C2763	U2764	A2765	A2766	U2767	G2768	A2769	A2770	G2771	A2772	A2773	U2774	G2775	U2776	C2777	C2778	C2779	G2780	U2781	C2782	G2783	G2784	U2785	U2786	G2787	A2788	G2789	A2790	G2791	U2792	A2793	U2794	G2795	G2796	C2797	C2798	C2799	G2800	C2801	C2802	A2803	U2804	C2805	G2806	C2807	C2808	C2809	A2810	U2811	U2812	U2813	U2814	C2815	U2816	G2820	G2821
U2822	G2823	C2824	U2825	A2826	C2827	A2828	A2829	C2830	A2831	A2832	C2833	G2834	A2835	A2836	U2837	A2838	A2839	C2840	C2841	G2842	U2843	U2844	C2845	G2846	U2847	A2848	C2849	C2850	G2851	U2852	C2853	A2854	U2855	C2856	C2857	G2858	U2859	C2860	C2861	U2862	U2863	C2864	A2865	A2866	G2867	U2868	U2869	U2870	C2871	G2872	C2873	C2874	U2875	U2876	C2877	C2878	C2879	C2880	A2881
A2882	G2883	C2884	G2885	U2886	C2887	U2888	A2889	C2890	G2891	C2892	C2893	C2894	C2895	A2896	G2897	C2898	U2900	A2901	C2902	G2903	A2904	C2906	U2907	A2908	U2909	G2910	U2911	U2912	U2913	U2914	A2915	U2916	C2917	U2918	C2919	U2920	C2921	A2922	G2923	A2924	G2925	C2926	U2927	U2928	C2929	U2930	A2931	C2932	C2933	U2934	A2935	U2936	U2937	U2938	C2939	G2940	A2941	U2942	

G3689	G3690	U3694	U3695	U3696	U3697	U3698	U3699	U3700	U3701	U3702	U3703	U3704	U3705	U3706	U3707	U3708	U3709	U3710	U3711	U3712	U3713	U3714	U3715	U3716	U3717	U3718	U3719	U3720	U3721	U3722	U3723	U3724	U3725	U3726	U3727	U3728	U3729	U3730	U3731	U3732	U3733	U3734	U3735	U3736	U3737	U3741	U3742	U3743	U3744	U3745	U3746	U3747	U3748	U3751	U3754						
U3626	U3627	U3628	U3629	U3630	U3631	U3632	U3633	U3634	U3635	U3636	U3637	U3638	U3639	U3642	U3645	U3646	U3647	U3648	U3649	U3650	U3651	U3652	U3653	U3654	U3655	U3656	U3657	U3658	U3659	U3660	U3661	U3662	U3663	U3664	U3665	U3666	U3667	U3668	U3669	U3670	U3671	U3672	U3673	U3674	U3675	U3676	U3677	U3678	U3679	U3680	U3681	U3682	U3683	U3684	U3685	U3686					
U3560	U3561	U3562	U3563	U3564	U3565	U3566	U3567	U3571	U3572	U3573	U3574	U3575	U3576	U3577	U3578	U3579	U3580	U3581	U3582	U3583	U3584	U3585	U3586	U3587	U3588	U3589	U3590	U3591	U3592	U3593	U3594	U3595	U3596	U3597	U3598	U3599	U3600	U3601	U3602	U3603	U3604	U3605	U3606	U3607	U3608	U3609	U3610	U3611	U3612	U3613	U3617	U3618	U3619	U3620	U3621	U3622	U3623				
C3493	C3494	C3495	C3496	C3497	C3498	C3499	C3500	U3503	U3504	U3505	U3506	U3507	U3508	U3509	U3510	U3511	U3512	U3513	U3514	U3515	U3516	U3517	C3518	C3522	C3526	C3527	A3531	C3532	A3533	A3534	A3535	A3536	U3537	C3538	C3539	U3540	C3541	C3542	C3543	C3544	C3545	C3546	C3547	C3548	C3549	C3550	C3551	U3552	C3553	C3554	U3555	U3556	U3557	U3558	C3559						
C3428	C3429	A3430	U3431	A3432	U3433	U3434	U3435	U3436	U3437	U3438	U3439	A3440	C3441	C3442	U3443	C3444	U3445	C3446	U3447	C3450	A3451	A3452	C3455	C3456	C3457	U3458	C3459	U3463	C3464	C3465	C3466	C3467	C3468	U3469	A3470	C3471	U3472	U3473	U3474	U3475	U3476	A3477	A3478	C3479	U3480	A3481	U3482	C3483	U3484	U3485	U3486	U3487	U3488	U3489	U3490	U3491	A3492				
U3365	C3366	U3367	C3368	C3369	C3370	U3371	C3372	C3373	U3374	U3375	C3376	C3377	C3378	U3379	U3380	U3381	C3382	U3383	U3384	A3387	U3388	A3389	C3390	U3391	C3392	C3393	A3394	C3395	U3396	U3397	A3398	C3399	A3400	C3401	U3402	C3403	U3404	U3405	C3406	A3409	C3410	C3411	U3412	C3413	U3414	C3417	U3418	U3419	U3420	A3421	C3422	C3423	C3424	U3425	U3426	A3427					
G3305	A3306	A3307	G3308	A3309	U3310	U3311	U3312	C3313	U3314	U3315	U3316	U3317	U3318	U3319	G3320	C3321	C3322	U3323	A3324	A3325	C3326	U3327	G3328	G3329	G3330	A3331	C3332	C3333	C3334	U3335	U3336	U3337	C3338	C3339	C3340	C3341	C3342	U3343	C3344	G3345	A3346	C3347	U3348	C3349	C3350	C3351	U3352	U3353	A3354	U3355	U3356	U3357	U3358	U3359	C3360	C3361	U3362	U3363	C3364		
U3245	C3246	U3247	U3248	A3249	U3250	C3251	C3252	C3254	C3255	C3256	C3257	C3258	C3259	A3260	U3261	C3262	A3263	C3264	C3265	U3266	A3267	C3268	C3269	C3270	C3271	C3272	C3273	C3274	A3275	U3276	U3277	C3278	C3279	C3280	U3281	C3282	A3283	C3284	C3285	C3286	U3287	A3288	C3289	U3290	C3291	U3292	U3293	C3294	U3295	U3296	U3297	C3298	C3299	U3300	A3301	C3302	C3303	A3304			
A3185	A3186	G3187	C3188	C3189	A3190	U3191	U3192	C3193	U3194	A3195	U3196	A3197	U3198	C3199	U3200	C3201	U3202	U3203	G3204	C3205	C3206	C3207	U3208	C3209	U3210	G3211	U3212	G3213	G3215	C3216	U3217	U3218	C3219	U3220	A3221	U3222	U3223	G3224	C3225	C3226	C3227	C3228	C3229	A3230	G3231	C3232	C3233	U3234	G3235	C3236	U3237	U3238	U3239	C3240	G3242	G3243	U3244				
G3064	C3065	A3066	U3067	U3068	C3069	U3070	A3071	C3072	U3073	C3074	G3075	U3076	U3077	C3078	G3079	C3080	U3081	U3082	G3083	C3084	G3085	U3086	U3087	G3088	C3089	G3092	G3093	G3094	U3095	A3096	U3097	C3098	G3099	A3100	U3101	C3102	G3103	A3104	A3105	A3106	U3107	G3108	A3109	U3110	C3111	A3112	G3113	C3114	C3115	A3116	A3117	U3118	A3119	U3120	A3121	C3122	G3123	A3124			
C3004	A3005	G3006	A3007	U3008	C3009	U3010	U3011	U3012	G3013	U3014	A3015	U3016	U3017	G3018	C3019	U3020	A3021	U3022	C3023	G3024	C3025	A3026	C3027	U3028	U3029	G3030	G3031	U3032	U3033	U3034	G3035	A3036	A3037	U3038	A3039	U3040	G3041	U3042	U3043	U3044	U3045	U3046	C3047	U3048	A3049	C3050	A3051	U3052	G3053	G3054	U3055	U3056	A3057	U3058	C3059	G3060	U3061	U3062	G3063		
G3064	C3065	A3066	U3067	U3068	C3069	U3070	A3071	C3072	U3073	C3074	G3075	U3076	U3077	C3078	G3079	C3080	U3081	U3082	G3083	C3084	G3085	U3086	U3087	G3088	C3089	G3092	G3093	G3094	U3095	A3096	U3097	C3098	G3099	A3100	U3101	C3102	G3103	A3104	A3105	A3106	U3107	G3108	A3109	U3110	C3111	A3112	G3113	C3114	C3115	A3116	A3117	U3118	A3119	U3120	A3121	C3122	G3123	A3124			
G3125	C3126	G3127	C3128	C3129	C3130	C3131	G3132	C3133	U3134	C3135	A3136	C3137	G3138	A3139	G3140	G3141	G3142	C3143	U3144	C3145	G3146	G3147	U3148	U3149	A3150	C3151	U3152	A3153	A3154	U3155	A3156	A3157	C3158	U3159	U3160	C3218	U3219	U3220	A3221	U3222	U3223	G3224	C3225	C3226	C3227	C3228	C3229	A3230	G3231	C3232	C3233	U3234	G3235	C3236	U3237	U3238	U3239	C3240	G3242	G3243	U3244

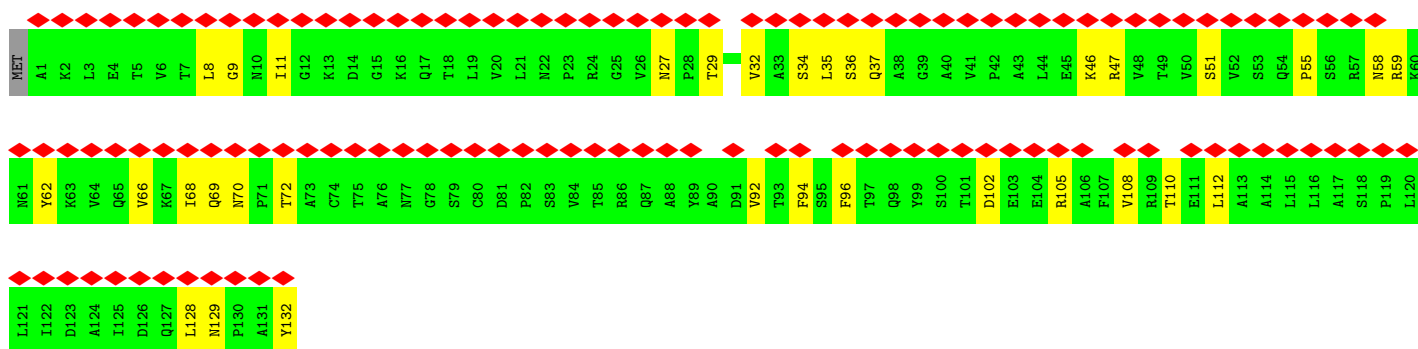
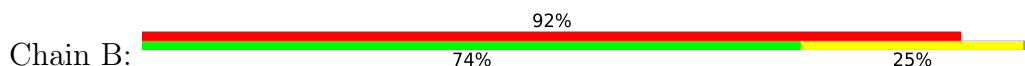


• Molecule 2: Maturation protein A2

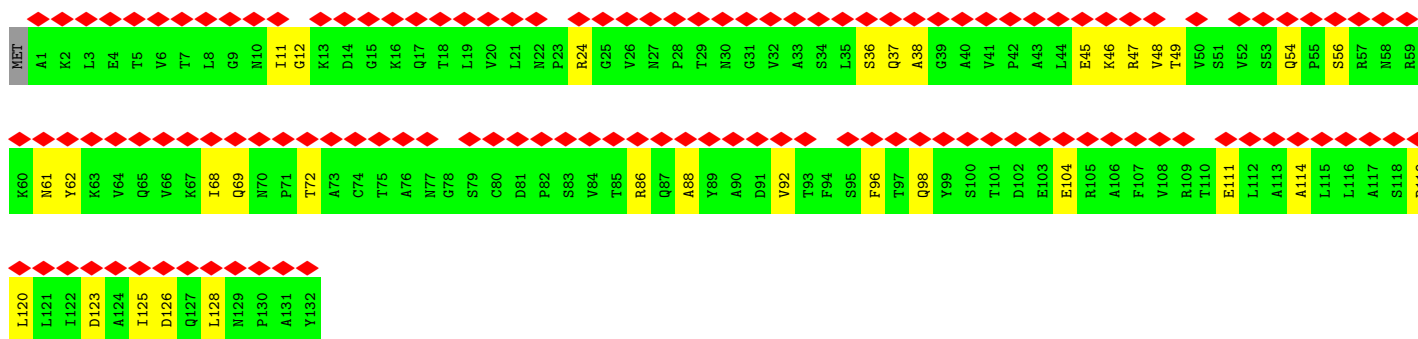
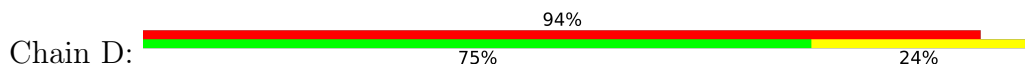




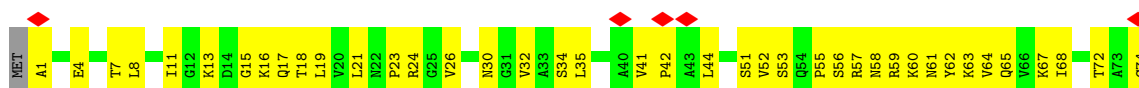
• Molecule 3: Capsid protein



• Molecule 3: Capsid protein


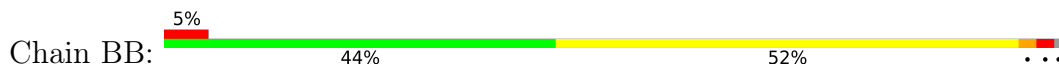


• Molecule 3: Capsid protein


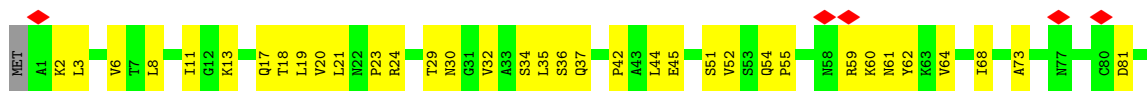





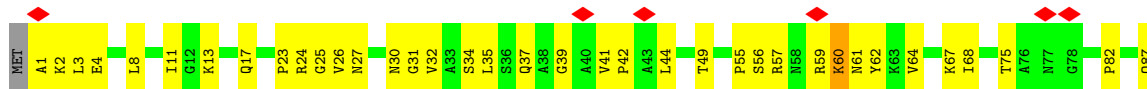
• Molecule 3: Capsid protein



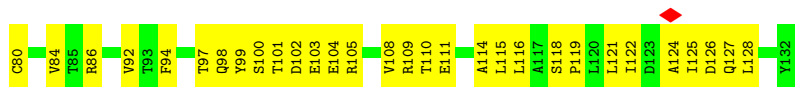
• Molecule 3: Capsid protein



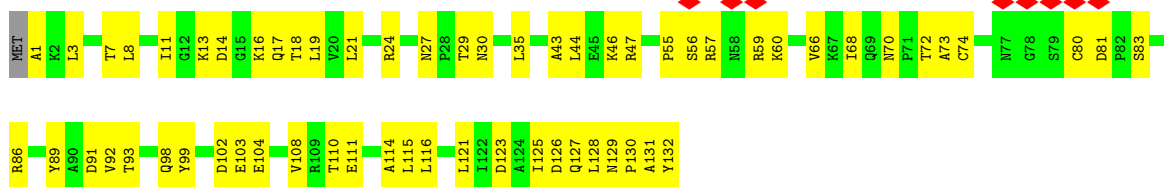
• Molecule 3: Capsid protein



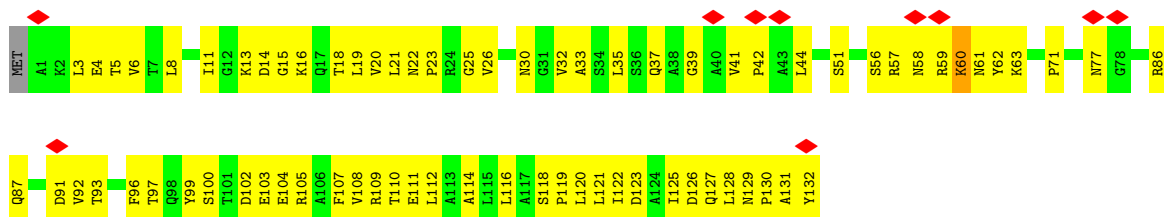
• Molecule 3: Capsid protein



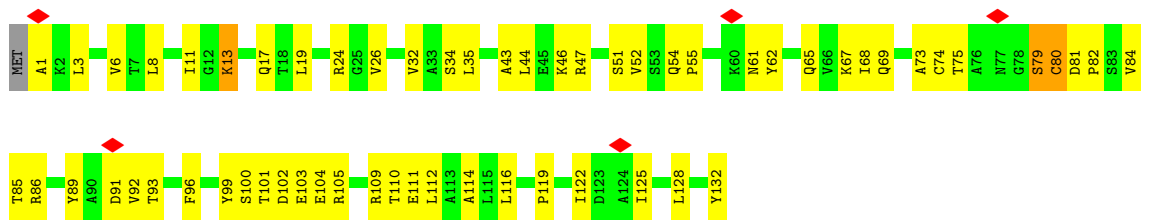
• Molecule 3: Capsid protein



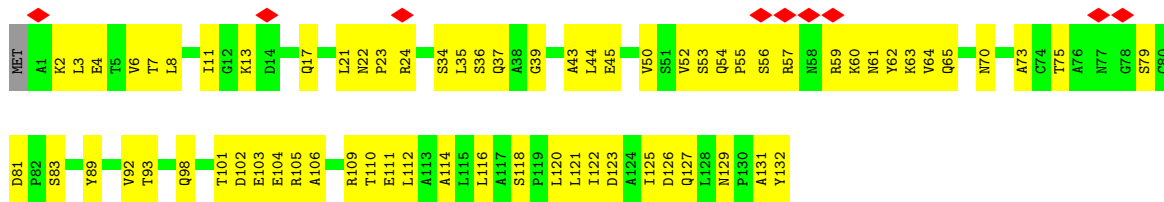
• Molecule 3: Capsid protein



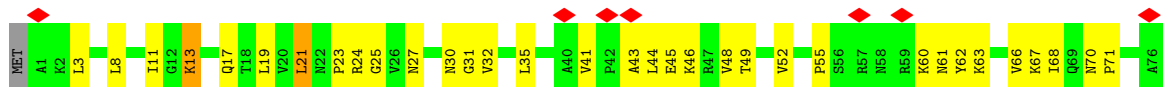
• Molecule 3: Capsid protein



• Molecule 3: Capsid protein



• Molecule 3: Capsid protein

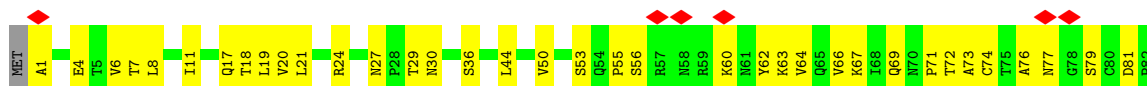




• Molecule 3: Capsid protein



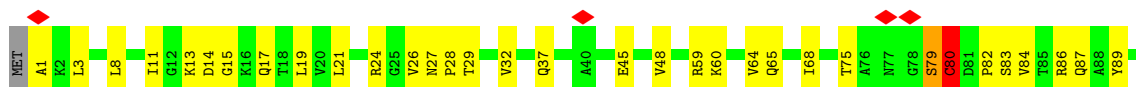
• Molecule 3: Capsid protein




• Molecule 3: Capsid protein



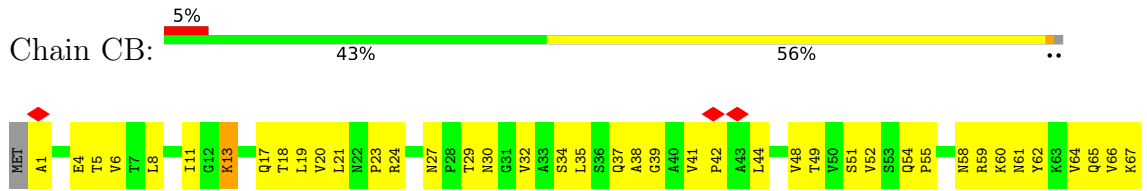
• Molecule 3: Capsid protein



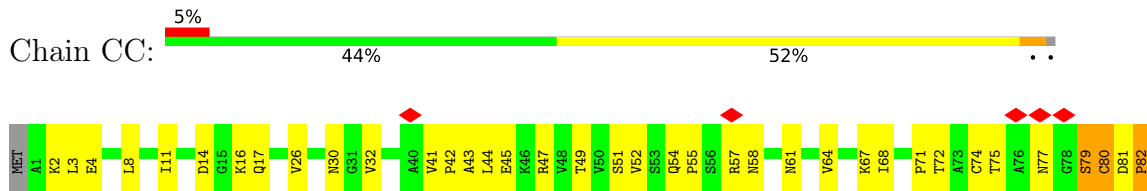
• Molecule 3: Capsid protein



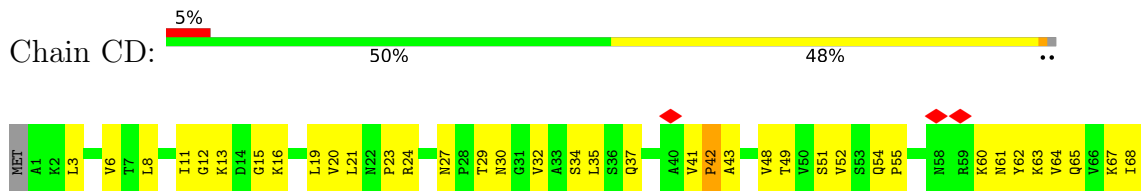
• Molecule 3: Capsid protein



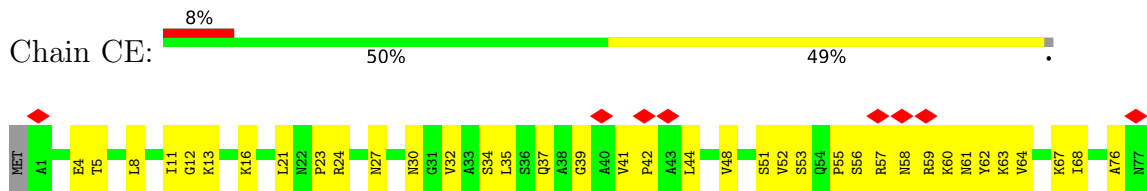
• Molecule 3: Capsid protein

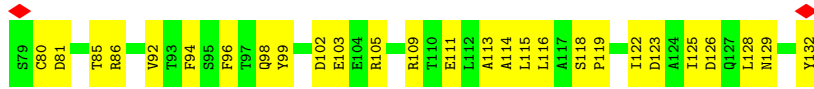


• Molecule 3: Capsid protein

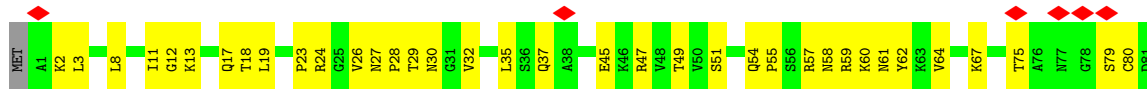


• Molecule 3: Capsid protein






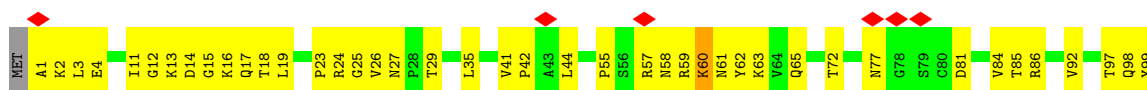
• Molecule 3: Capsid protein



• Molecule 3: Capsid protein



• Molecule 3: Capsid protein



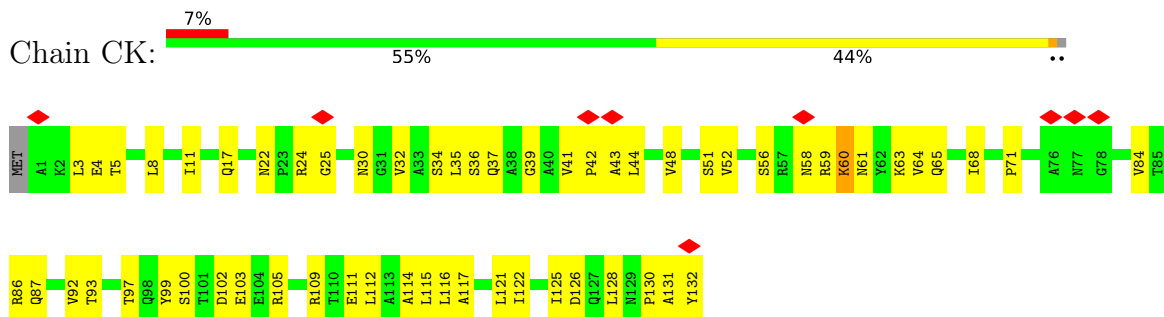
• Molecule 3: Capsid protein



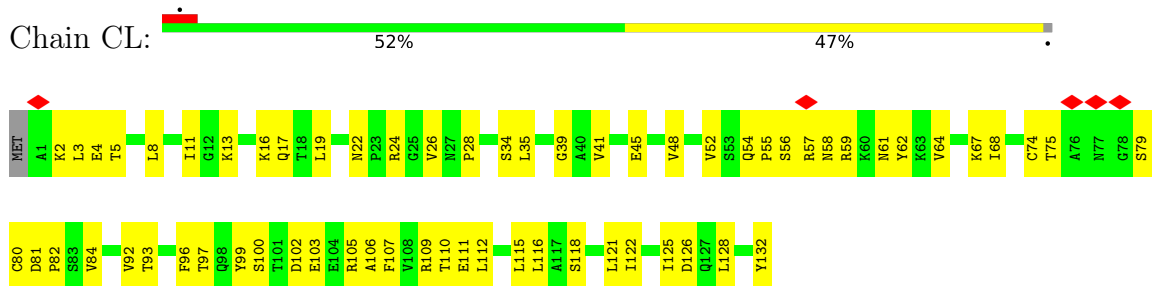
• Molecule 3: Capsid protein



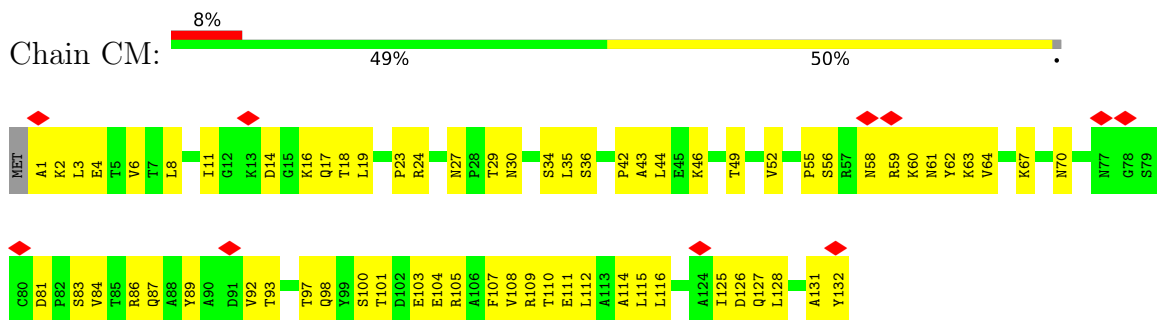
• Molecule 3: Capsid protein



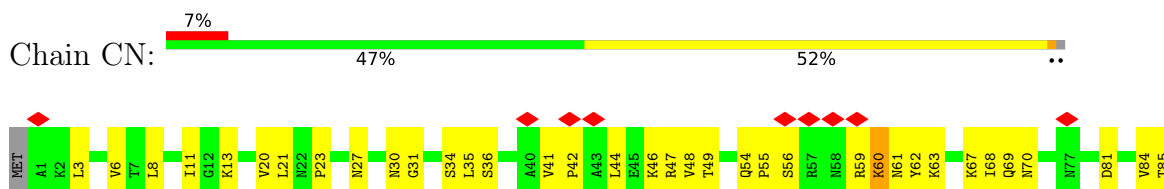
• Molecule 3: Capsid protein



• Molecule 3: Capsid protein

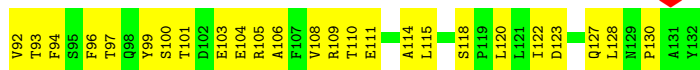
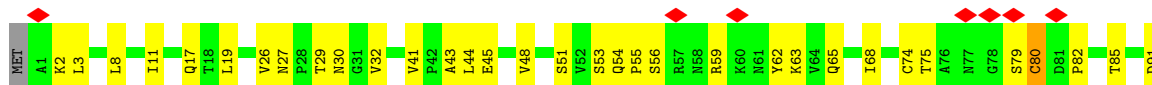


• Molecule 3: Capsid protein

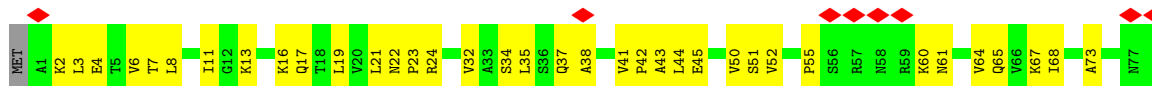





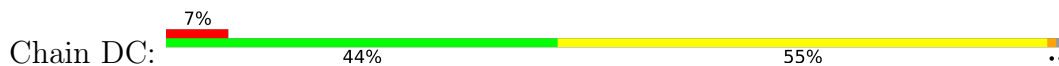
• Molecule 3: Capsid protein



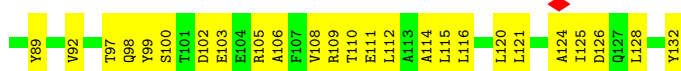
• Molecule 3: Capsid protein



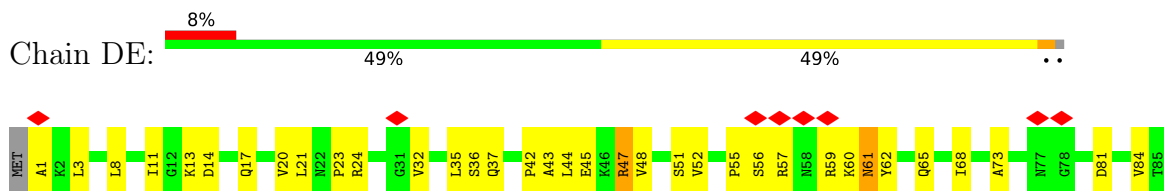
• Molecule 3: Capsid protein



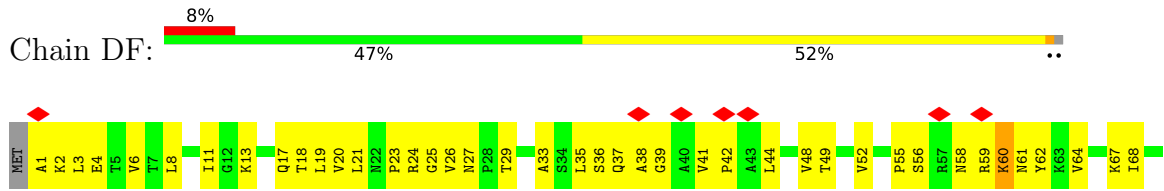
• Molecule 3: Capsid protein



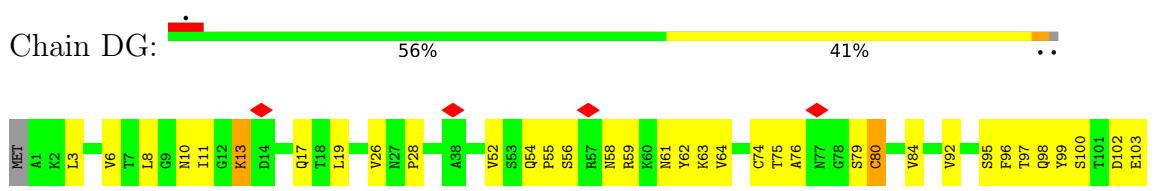
• Molecule 3: Capsid protein



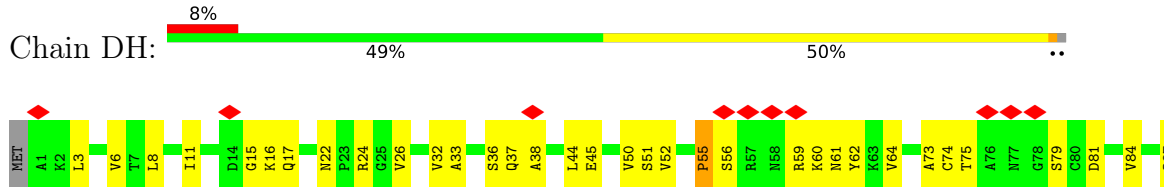
• Molecule 3: Capsid protein



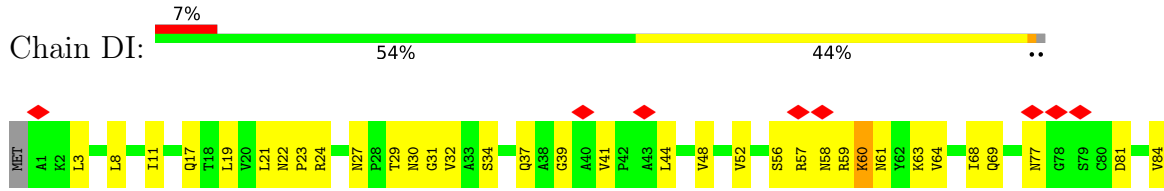
• Molecule 3: Capsid protein

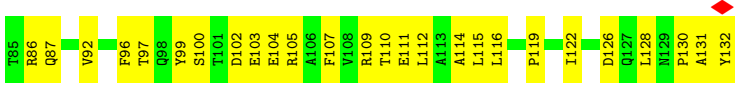


• Molecule 3: Capsid protein

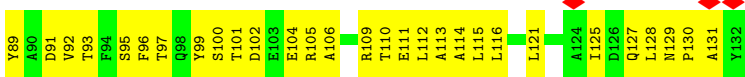


• Molecule 3: Capsid protein

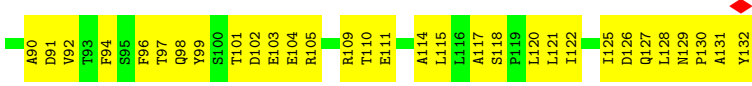
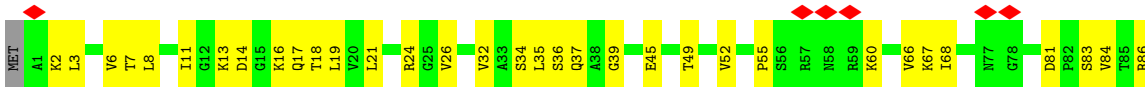




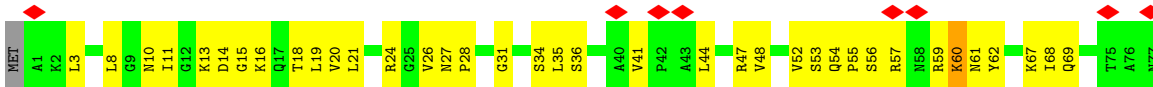
• Molecule 3: Capsid protein



• Molecule 3: Capsid protein



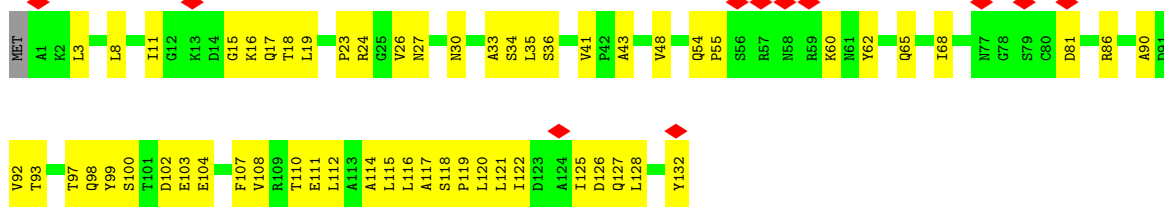
• Molecule 3: Capsid protein



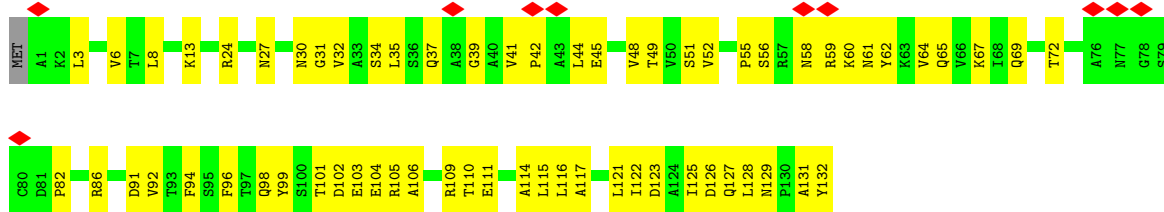
• Molecule 3: Capsid protein



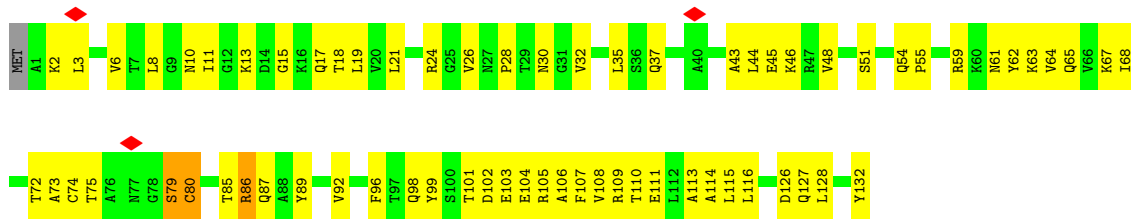
• Molecule 3: Capsid protein



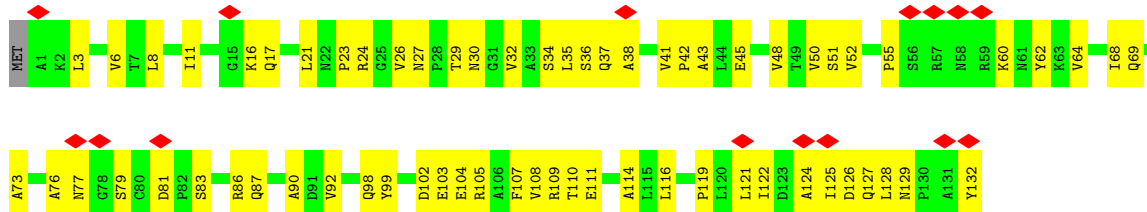
• Molecule 3: Capsid protein



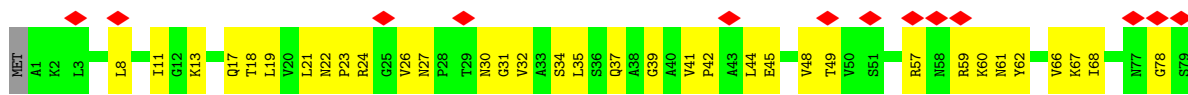
• Molecule 3: Capsid protein

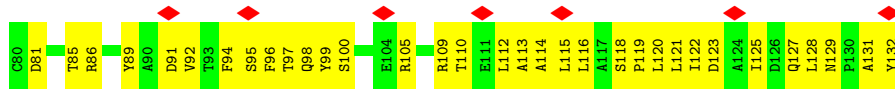


• Molecule 3: Capsid protein

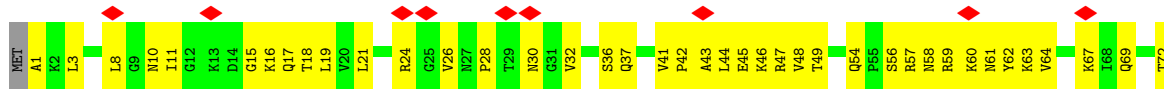
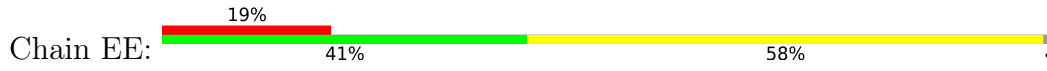


• Molecule 3: Capsid protein





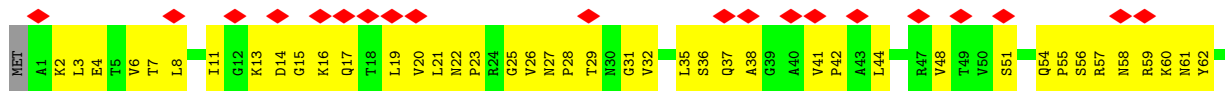
• Molecule 3: Capsid protein



• Molecule 3: Capsid protein



• Molecule 3: Capsid protein

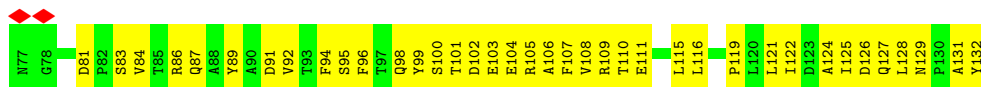
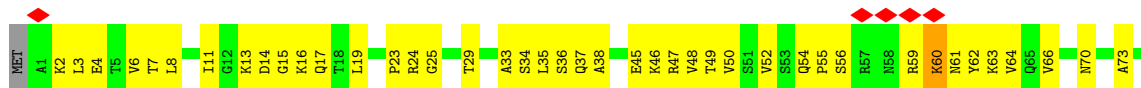


• Molecule 3: Capsid protein







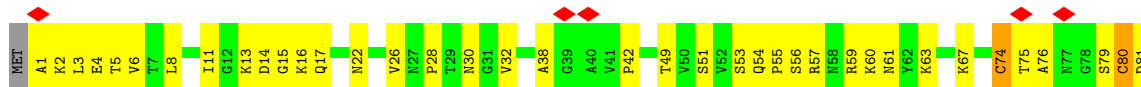
• Molecule 3: Capsid protein



• Molecule 3: Capsid protein



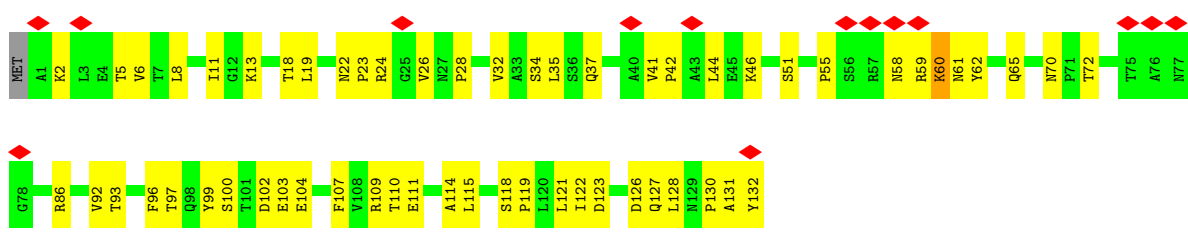
• Molecule 3: Capsid protein



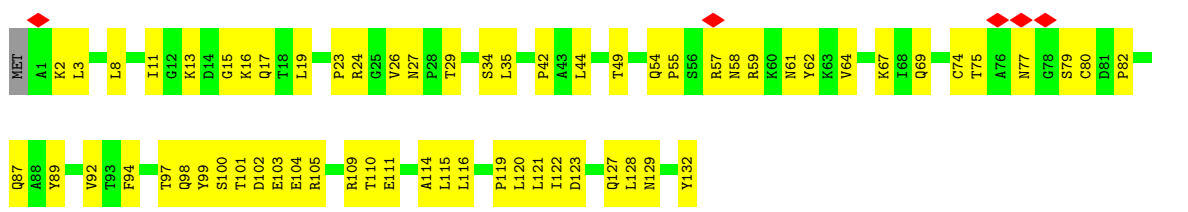
• Molecule 3: Capsid protein



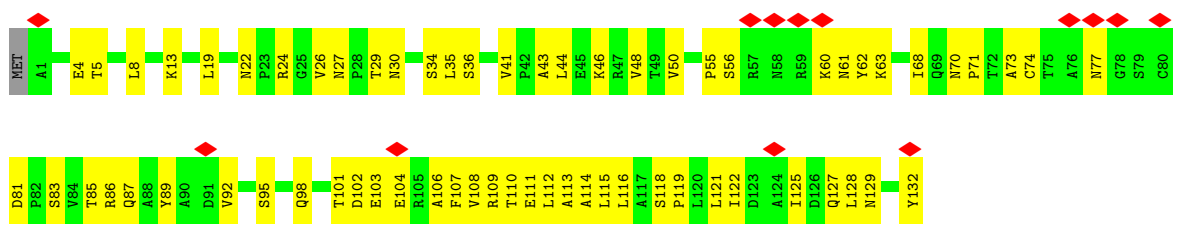
• Molecule 3: Capsid protein



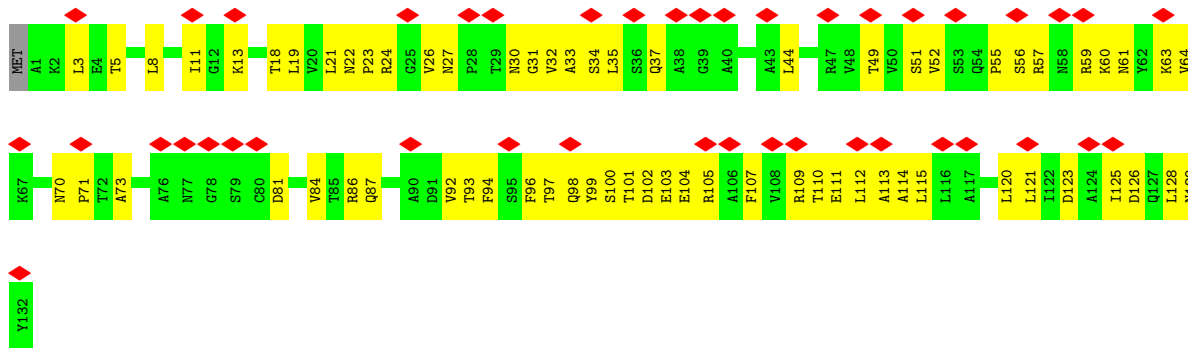
• Molecule 3: Capsid protein



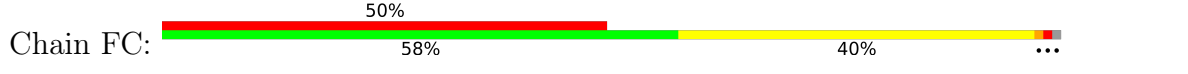
• Molecule 3: Capsid protein

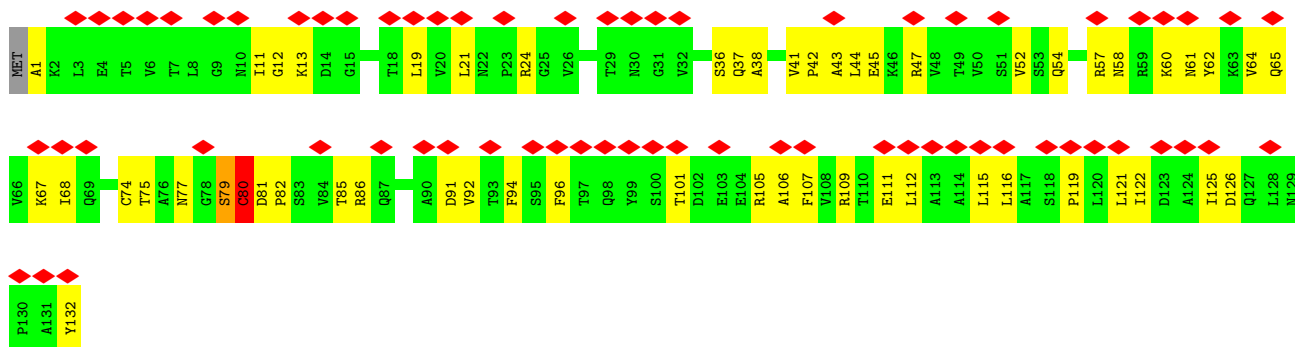


• Molecule 3: Capsid protein

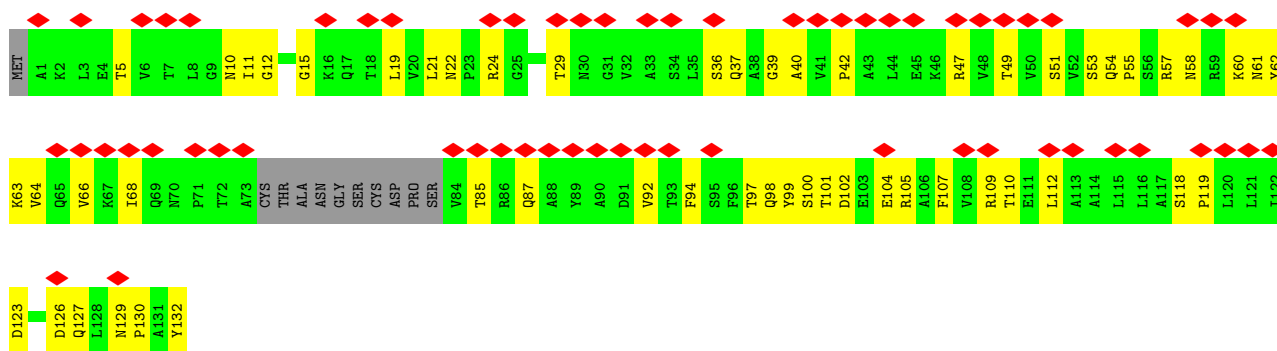


• Molecule 3: Capsid protein

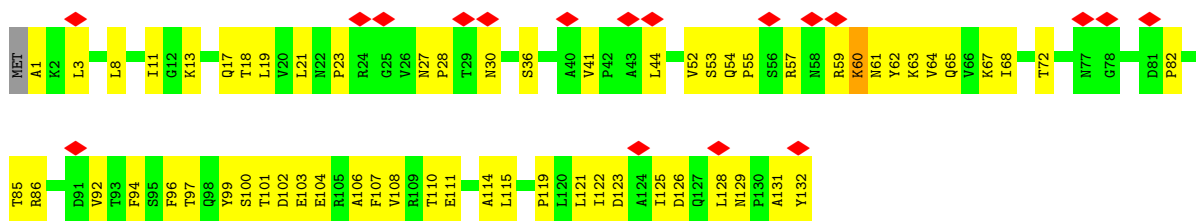




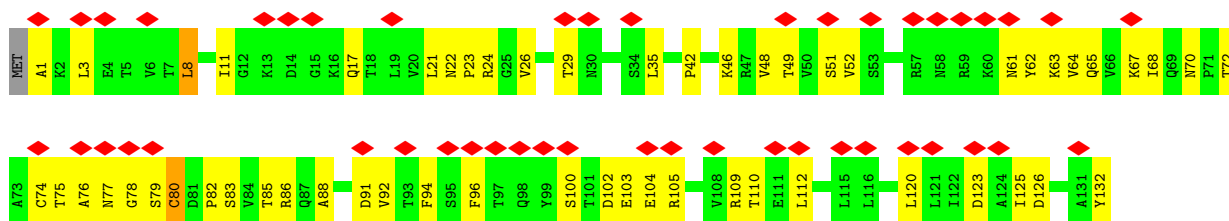
• Molecule 3: Capsid protein



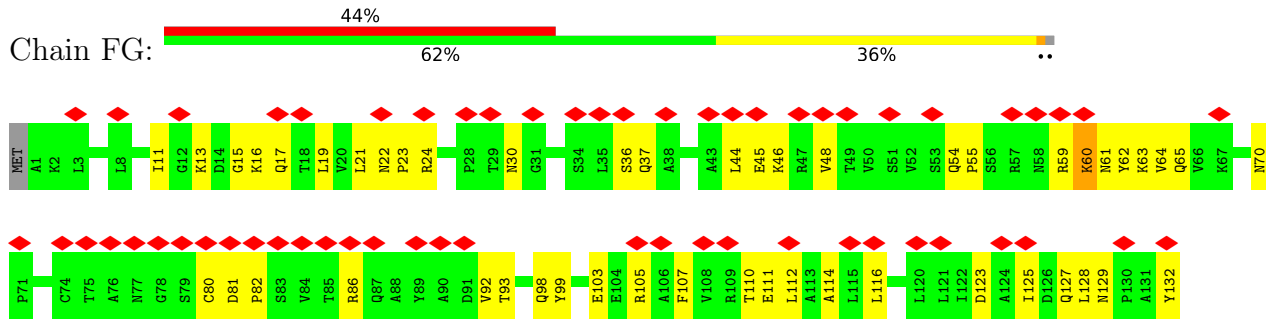
• Molecule 3: Capsid protein



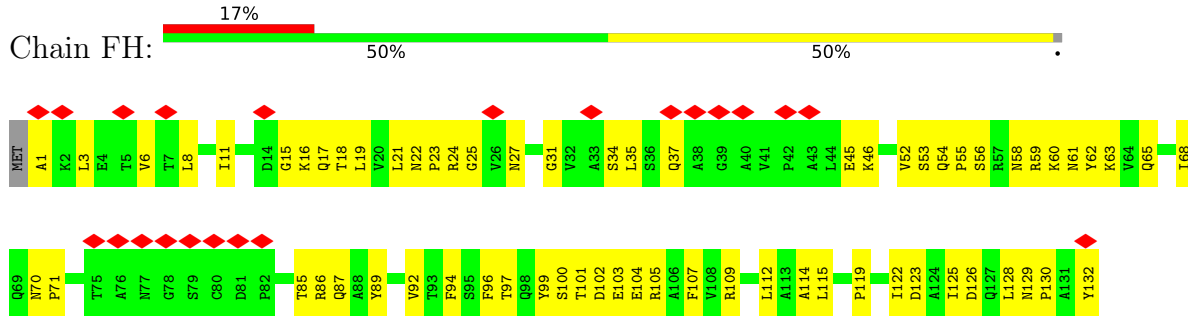
• Molecule 3: Capsid protein



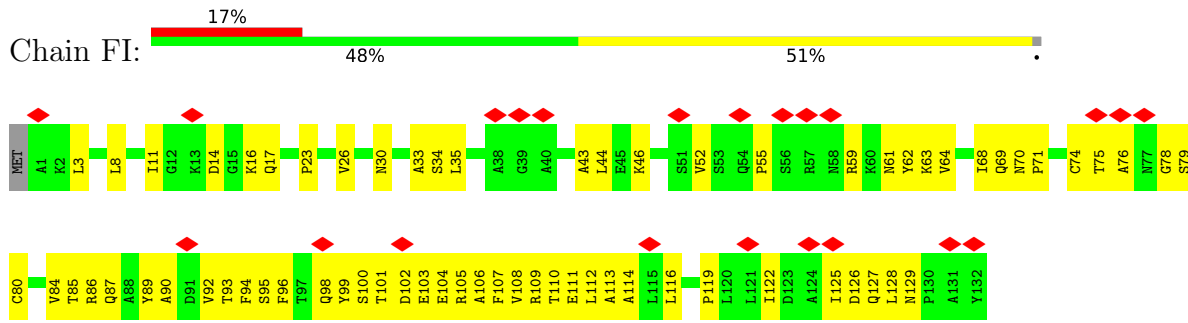
• Molecule 3: Capsid protein



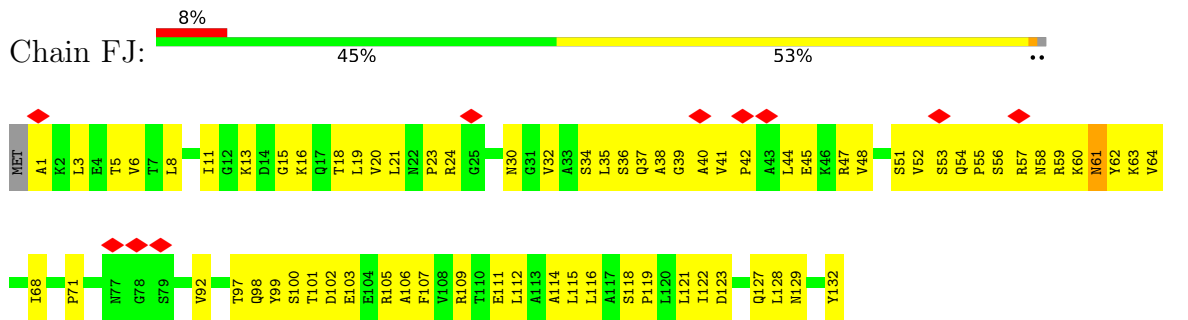
• Molecule 3: Capsid protein



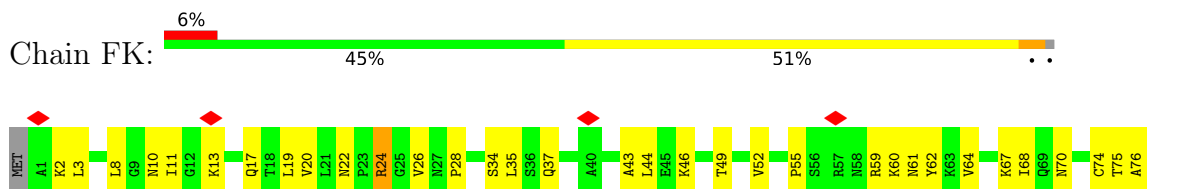
• Molecule 3: Capsid protein



• Molecule 3: Capsid protein

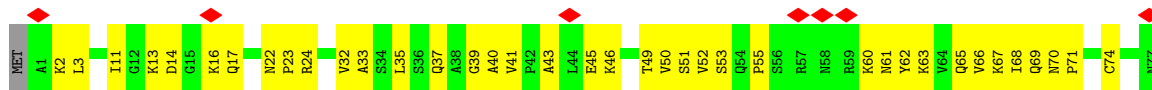


• Molecule 3: Capsid protein

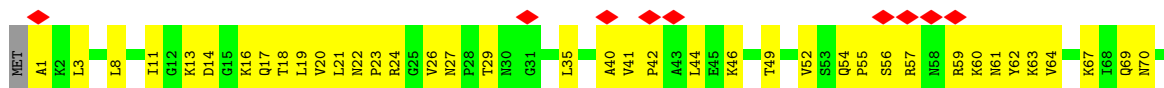




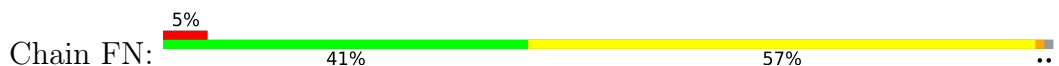
• Molecule 3: Capsid protein



• Molecule 3: Capsid protein



• Molecule 3: Capsid protein

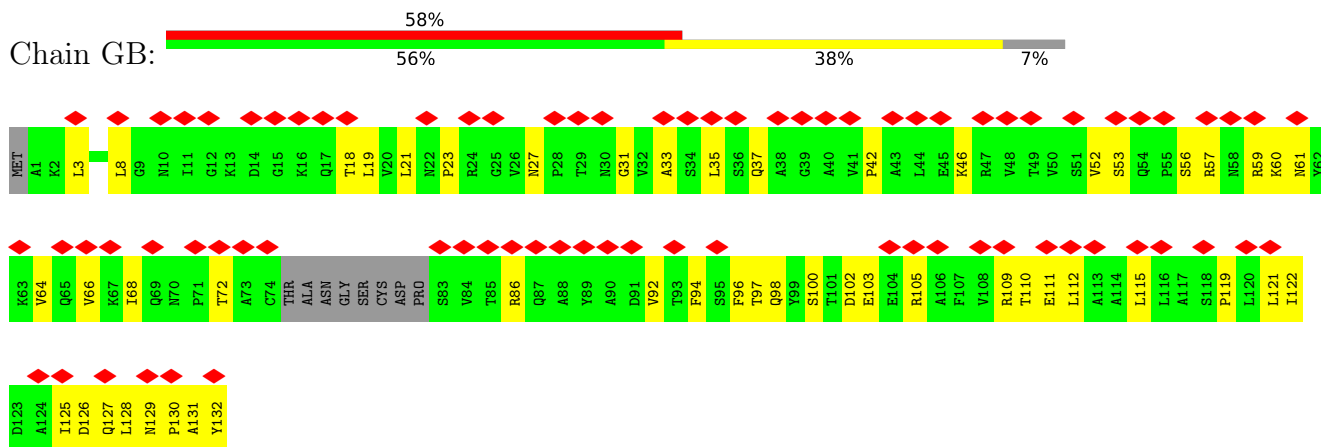


• Molecule 3: Capsid protein

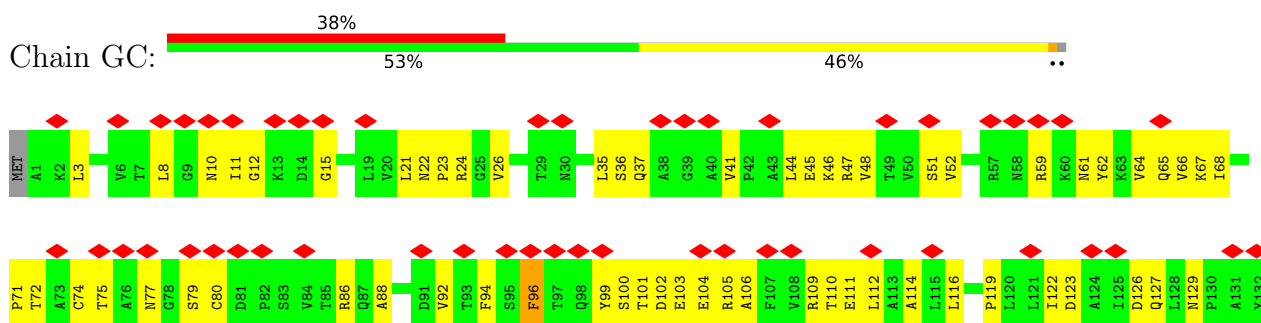


• Molecule 3: Capsid protein

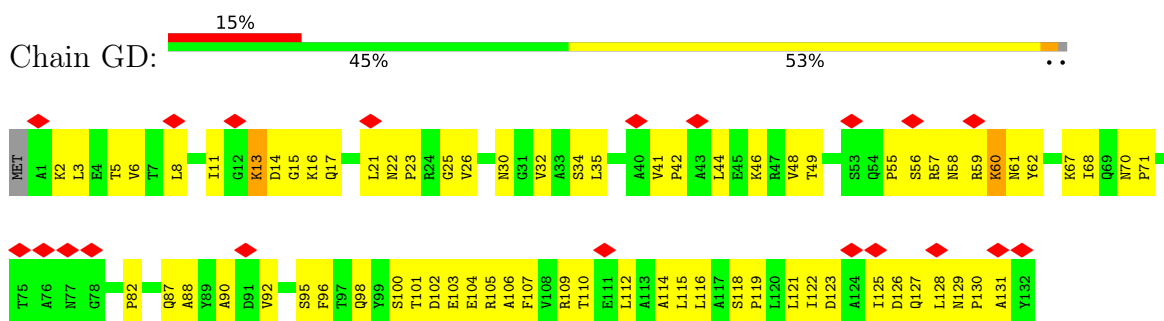




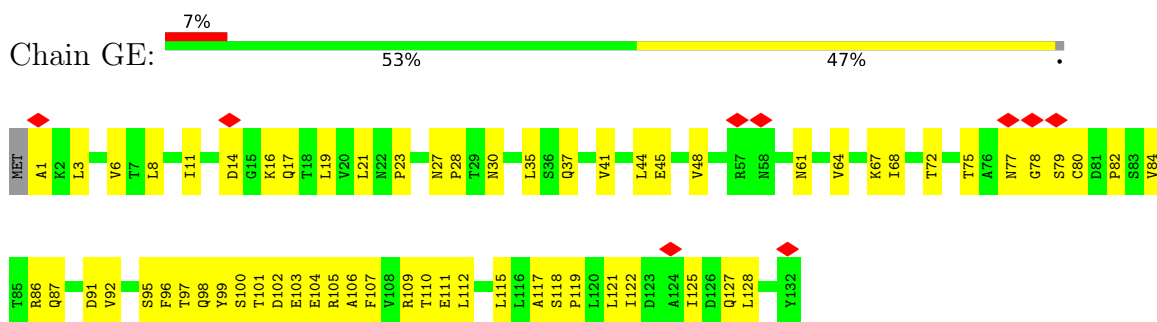
• Molecule 3: Capsid protein



• Molecule 3: Capsid protein




• Molecule 3: Capsid protein



• Molecule 3: Capsid protein

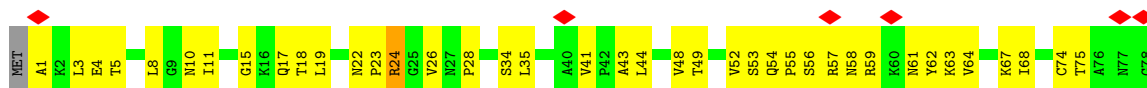




• Molecule 3: Capsid protein



• Molecule 3: Capsid protein



• Molecule 3: Capsid protein

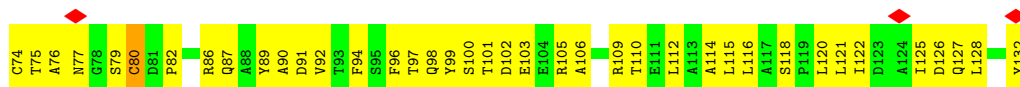
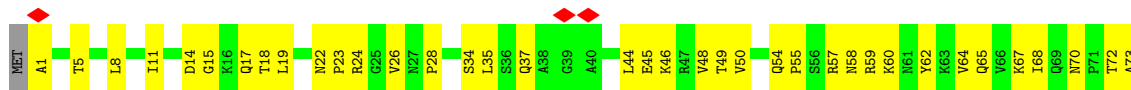


• Molecule 3: Capsid protein

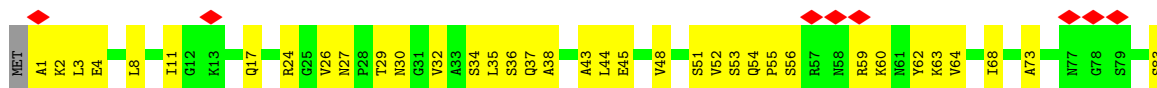




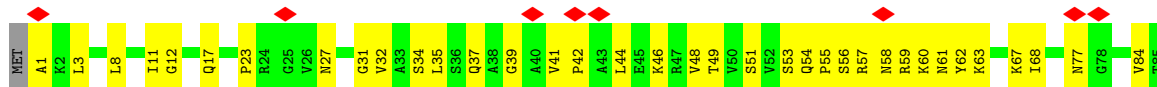
• Molecule 3: Capsid protein



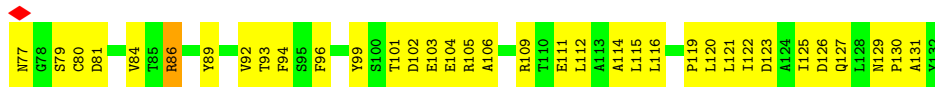
• Molecule 3: Capsid protein



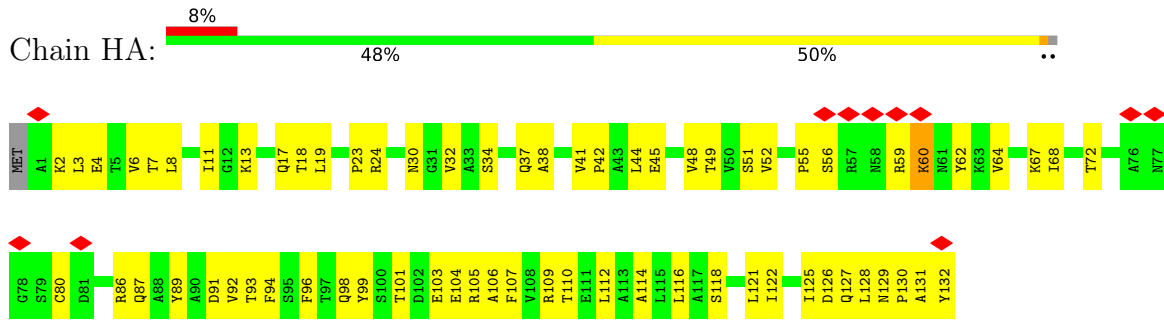
• Molecule 3: Capsid protein



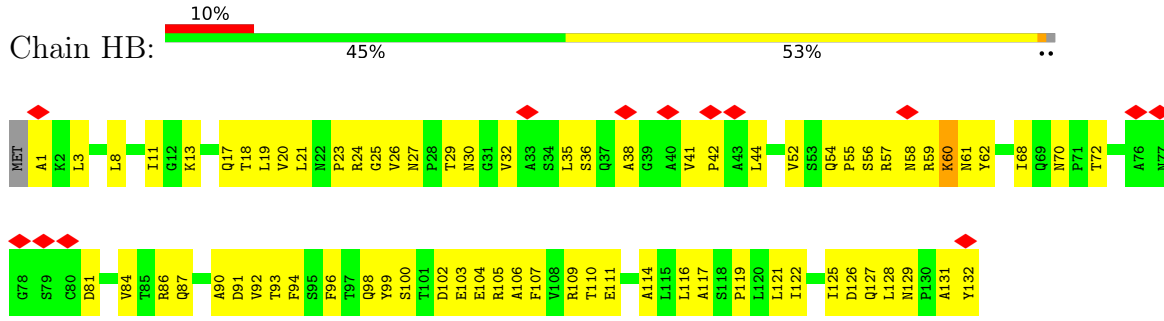
• Molecule 3: Capsid protein



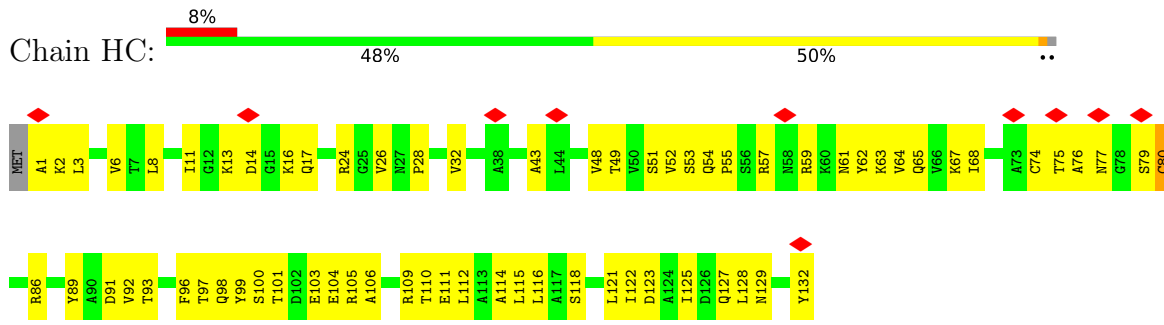
• Molecule 3: Capsid protein



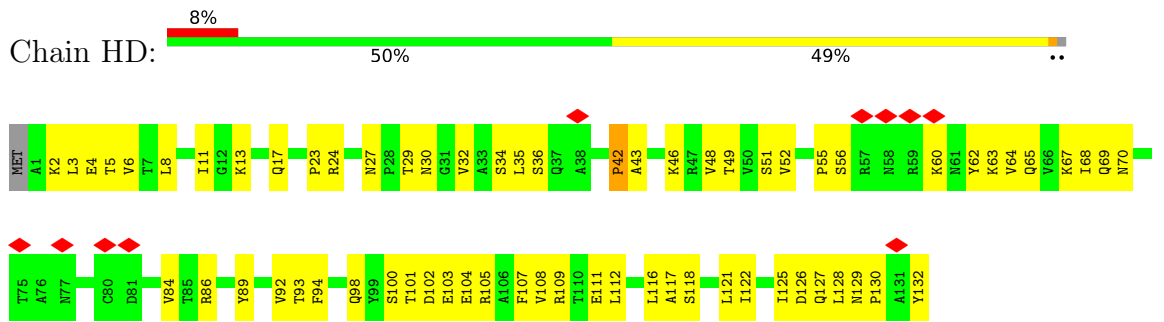
• Molecule 3: Capsid protein



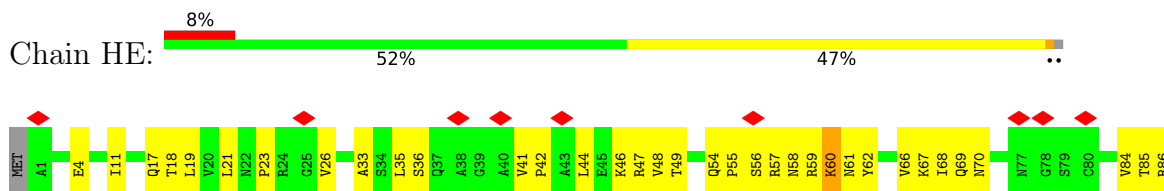
• Molecule 3: Capsid protein



• Molecule 3: Capsid protein



• Molecule 3: Capsid protein







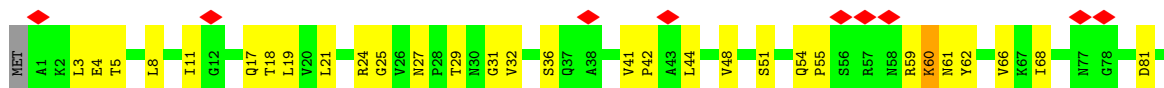
• Molecule 3: Capsid protein




• Molecule 3: Capsid protein




• Molecule 3: Capsid protein



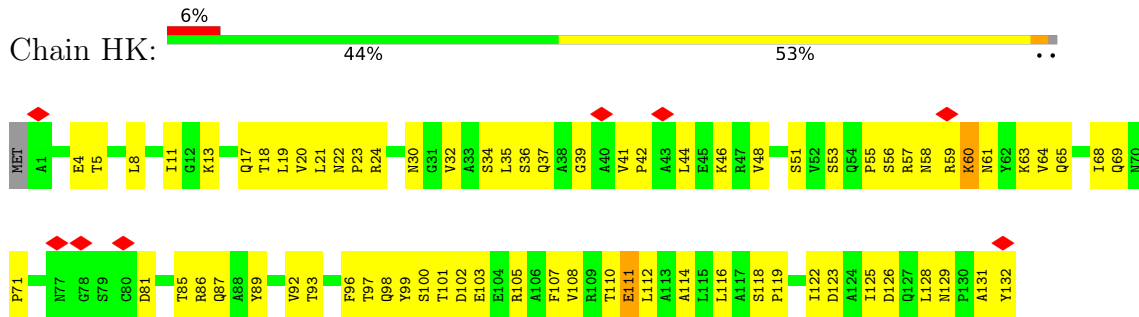
• Molecule 3: Capsid protein



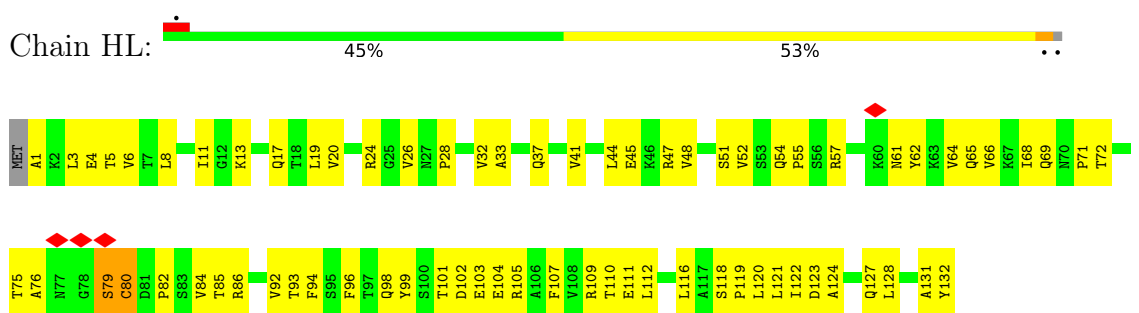
• Molecule 3: Capsid protein



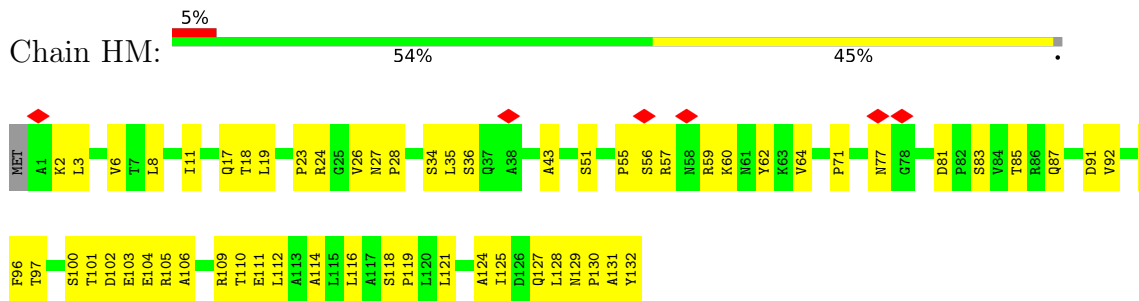
• Molecule 3: Capsid protein



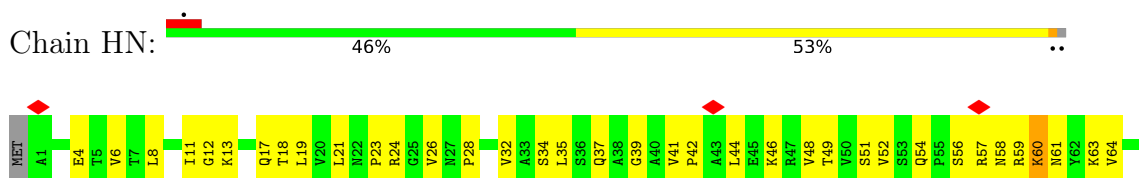
• Molecule 3: Capsid protein

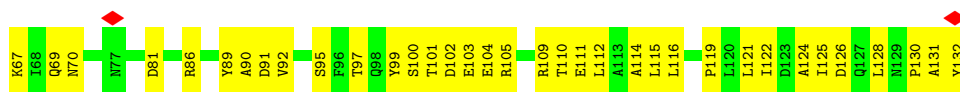


• Molecule 3: Capsid protein

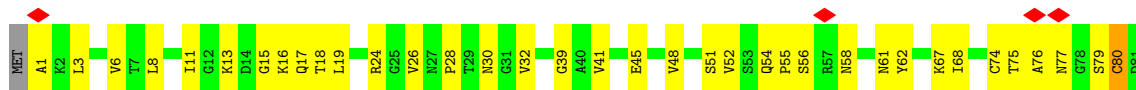


• Molecule 3: Capsid protein

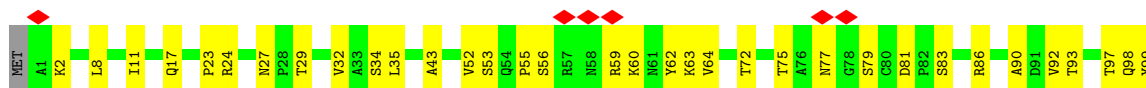




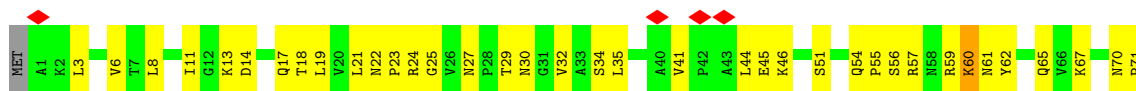
• Molecule 3: Capsid protein



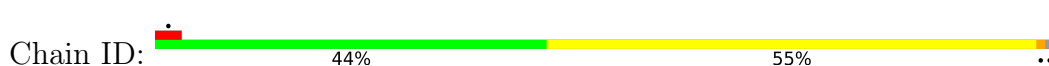
• Molecule 3: Capsid protein



• Molecule 3: Capsid protein

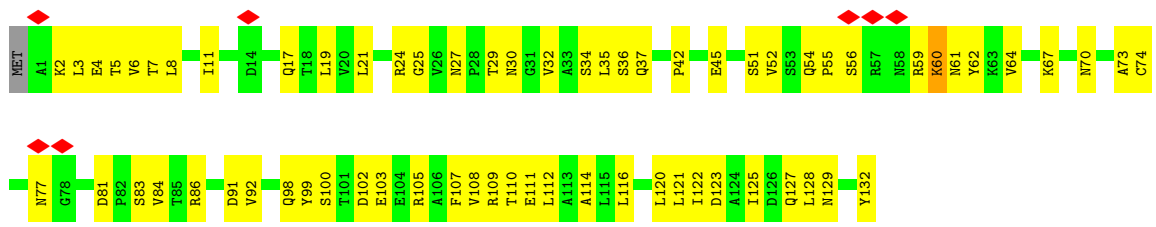


• Molecule 3: Capsid protein

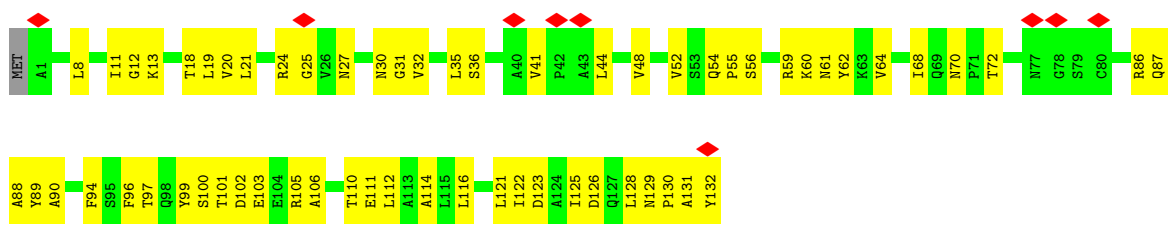


• Molecule 3: Capsid protein

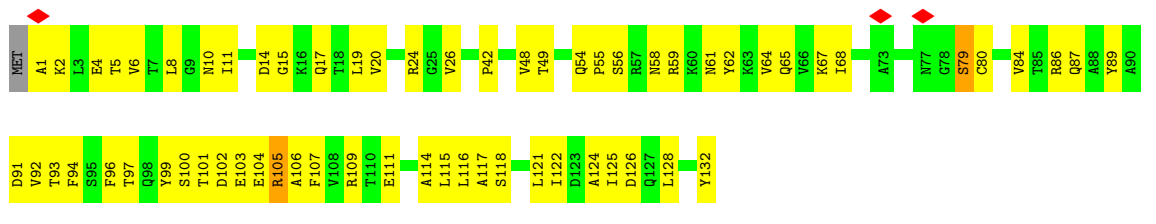
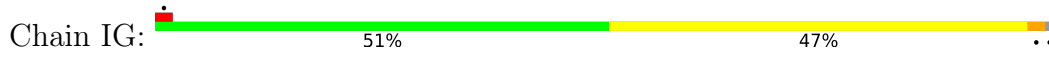




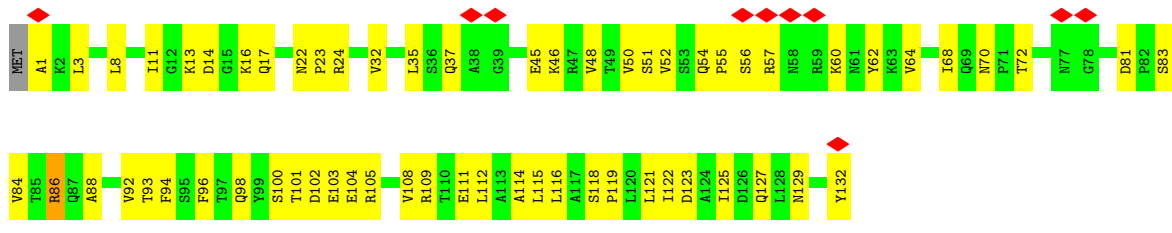
• Molecule 3: Capsid protein



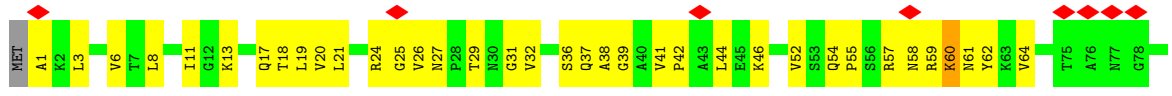
• Molecule 3: Capsid protein



• Molecule 3: Capsid protein

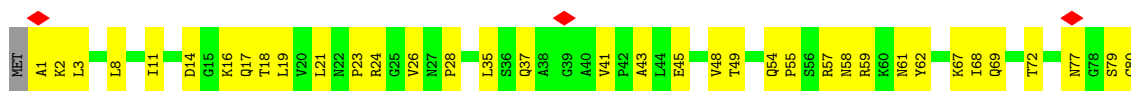


• Molecule 3: Capsid protein

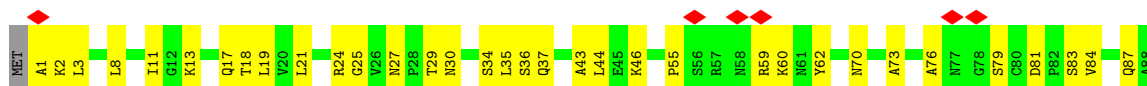




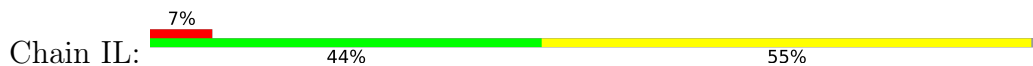
• Molecule 3: Capsid protein



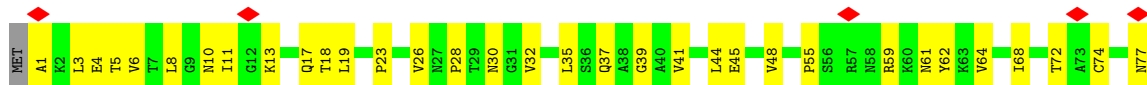
• Molecule 3: Capsid protein



• Molecule 3: Capsid protein

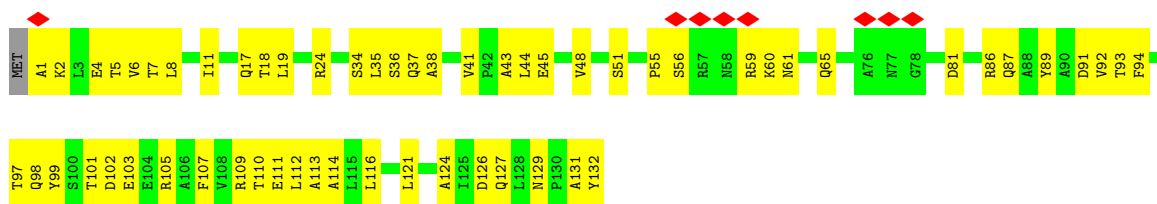


• Molecule 3: Capsid protein

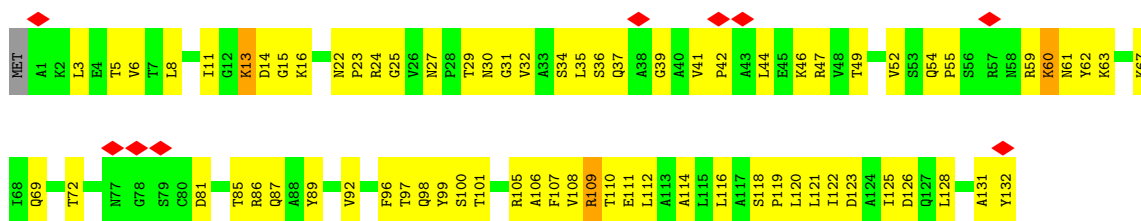


• Molecule 3: Capsid protein

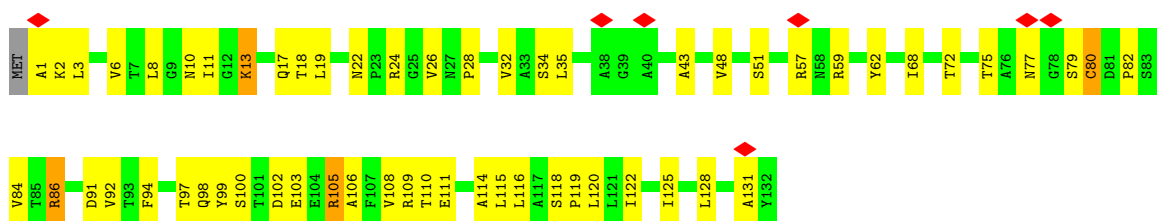




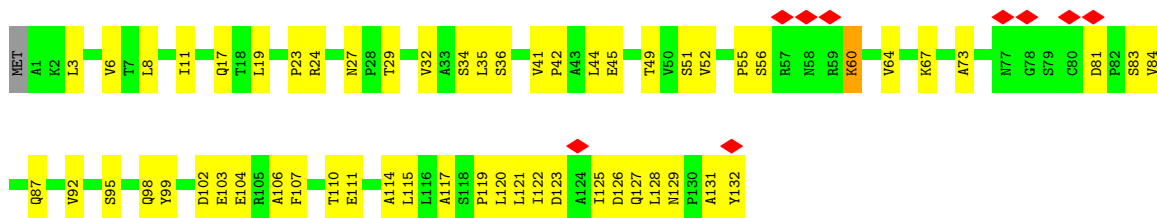
• Molecule 3: Capsid protein



• Molecule 3: Capsid protein




• Molecule 3: Capsid protein



• Molecule 3: Capsid protein





• Molecule 3: Capsid protein



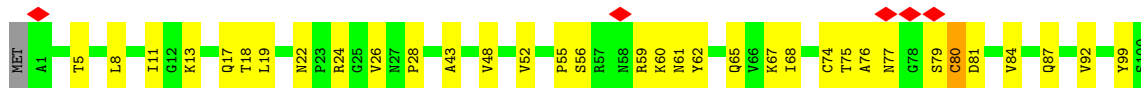
• Molecule 3: Capsid protein



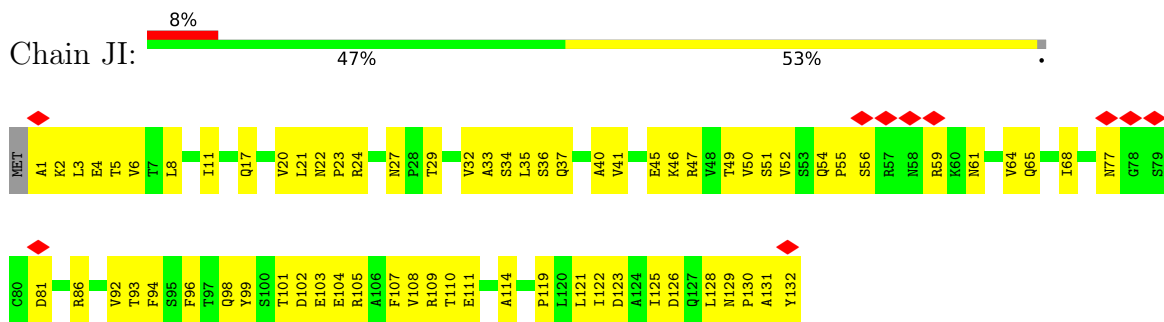
• Molecule 3: Capsid protein



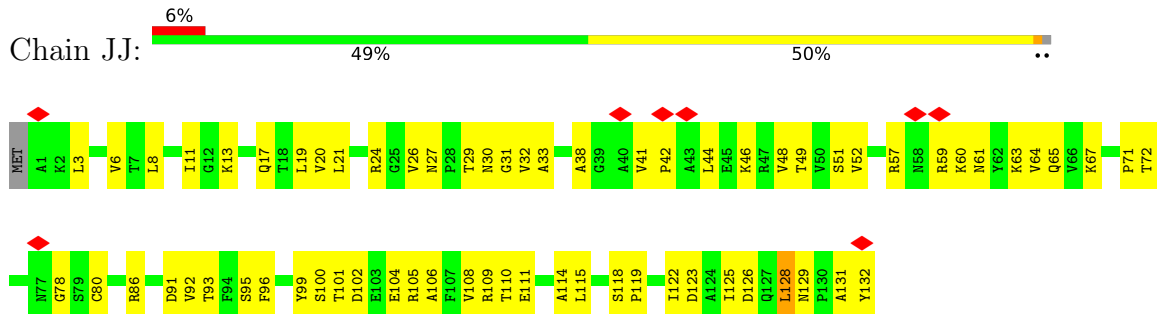
• Molecule 3: Capsid protein



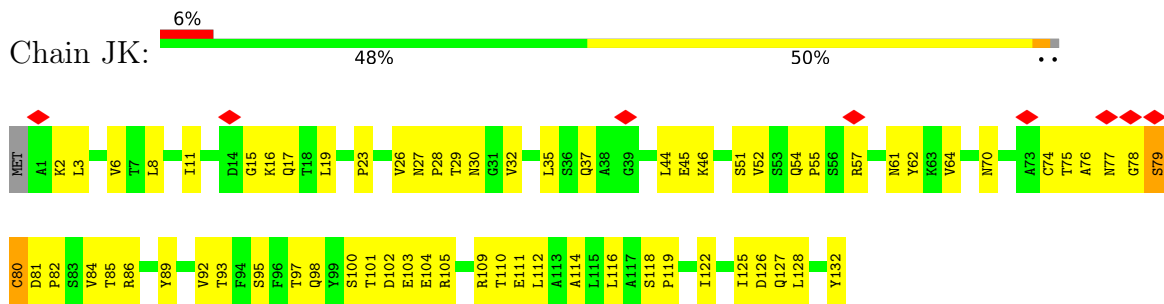
• Molecule 3: Capsid protein



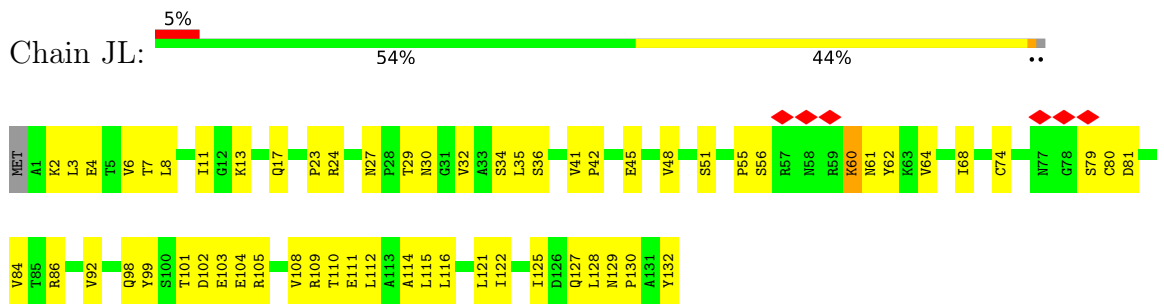
• Molecule 3: Capsid protein



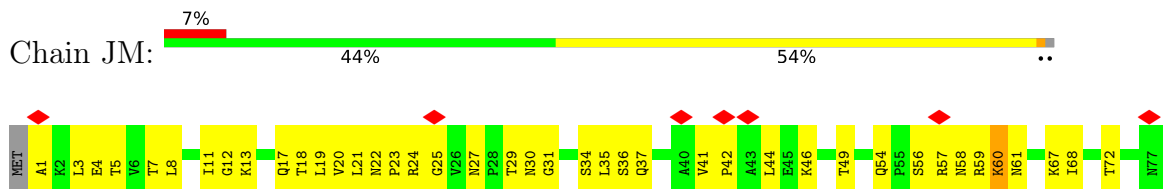
• Molecule 3: Capsid protein



• Molecule 3: Capsid protein



• Molecule 3: Capsid protein






• Molecule 3: Capsid protein



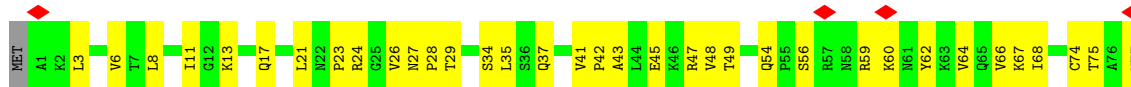
• Molecule 3: Capsid protein



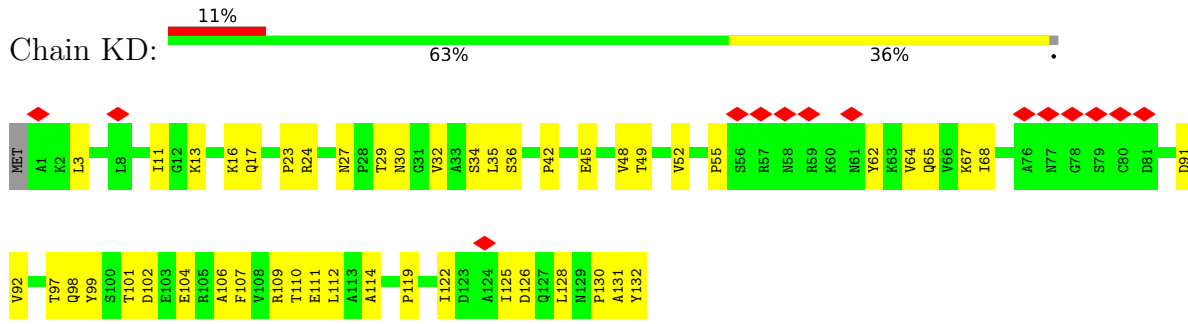
• Molecule 3: Capsid protein



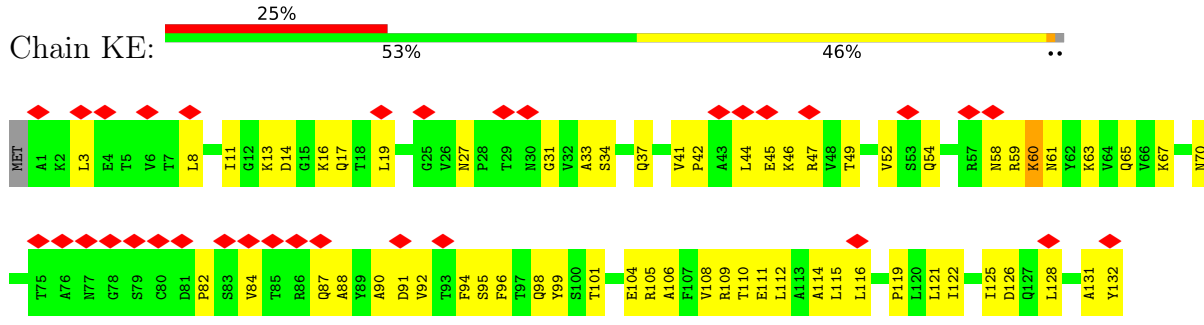
• Molecule 3: Capsid protein



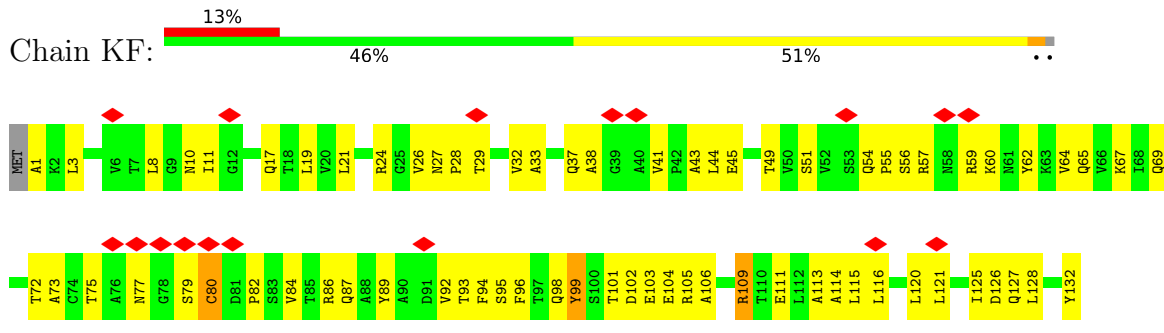
• Molecule 3: Capsid protein



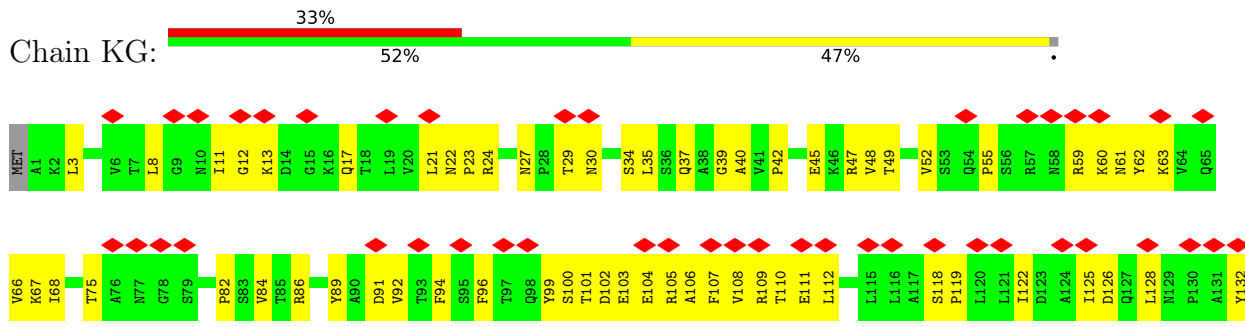
• Molecule 3: Capsid protein



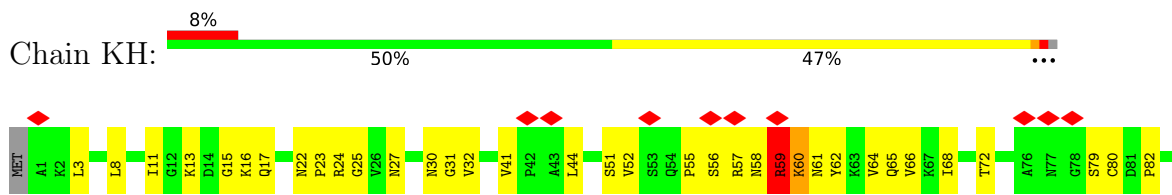
• Molecule 3: Capsid protein



• Molecule 3: Capsid protein


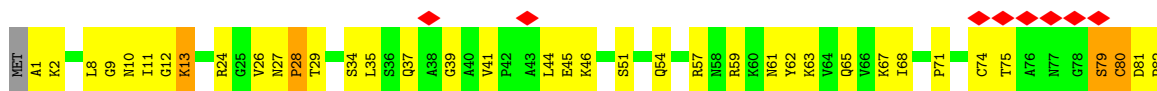


• Molecule 3: Capsid protein






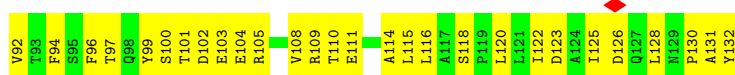
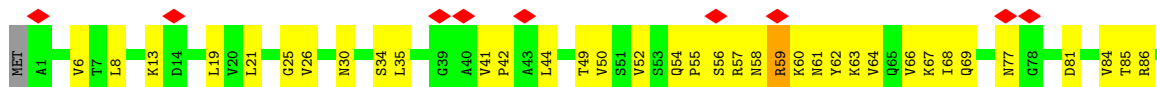
• Molecule 3: Capsid protein



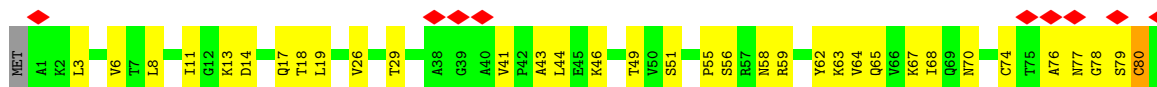
• Molecule 3: Capsid protein



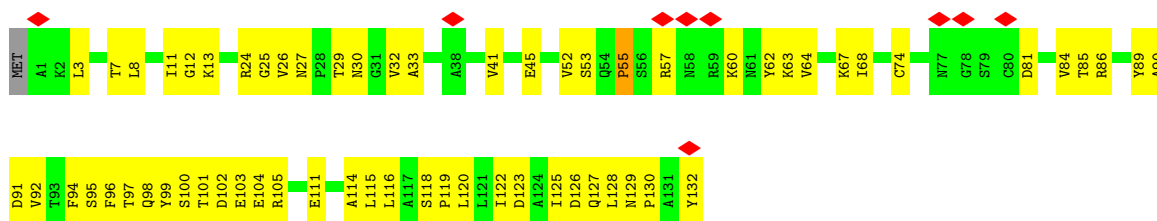
• Molecule 3: Capsid protein



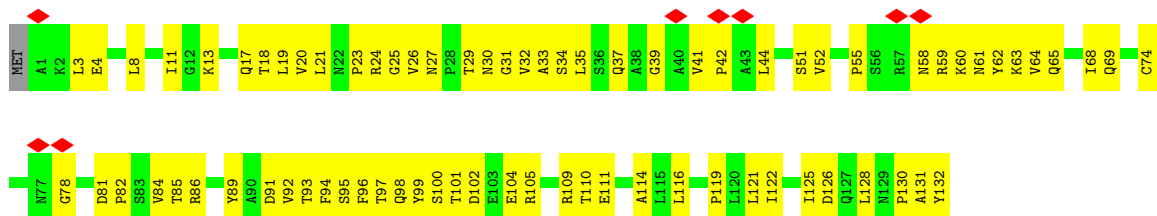
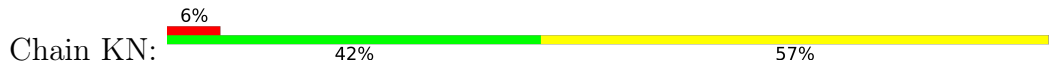
• Molecule 3: Capsid protein



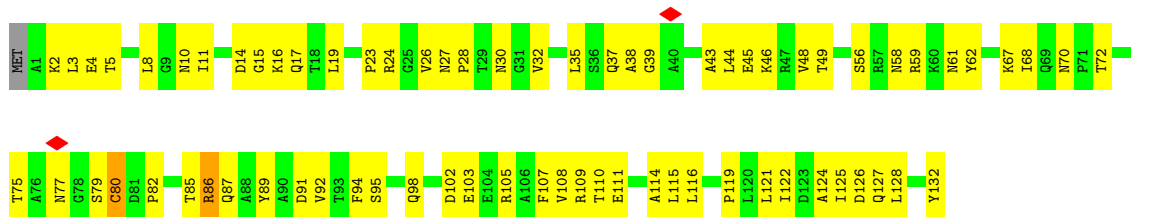
• Molecule 3: Capsid protein



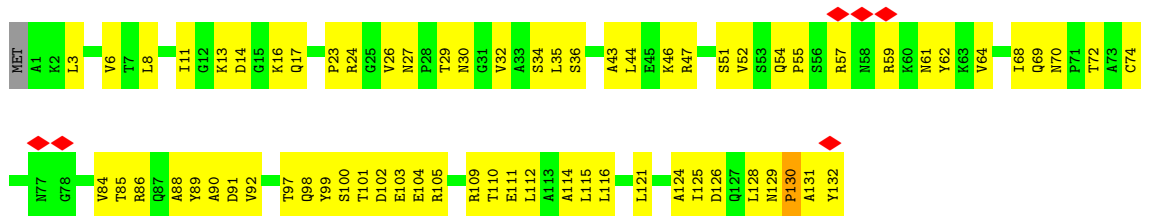
• Molecule 3: Capsid protein



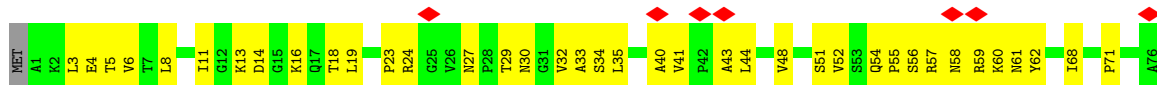
• Molecule 3: Capsid protein



• Molecule 3: Capsid protein




• Molecule 3: Capsid protein

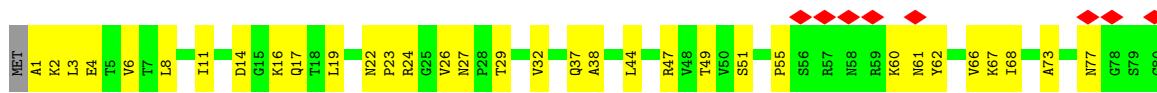




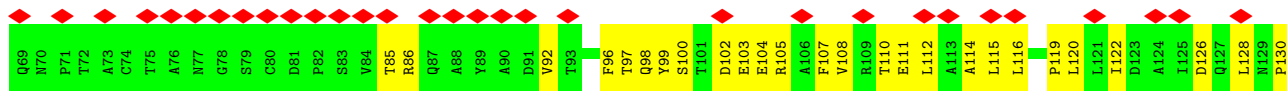
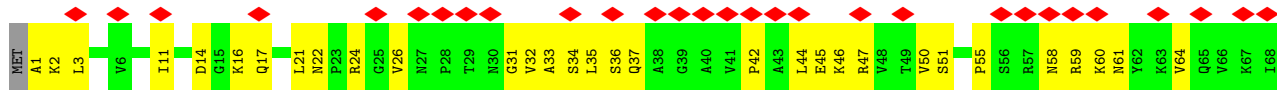
• Molecule 3: Capsid protein



• Molecule 3: Capsid protein



• Molecule 3: Capsid protein

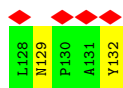
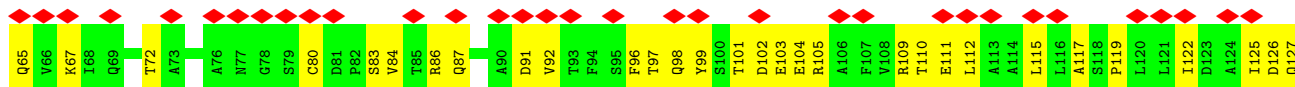
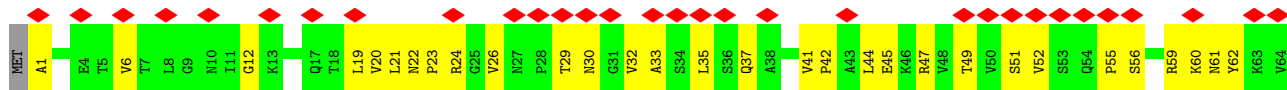


• Molecule 3: Capsid protein

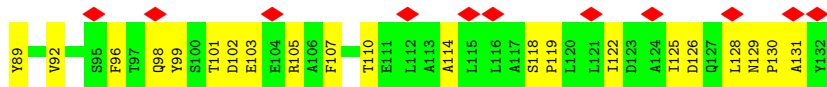
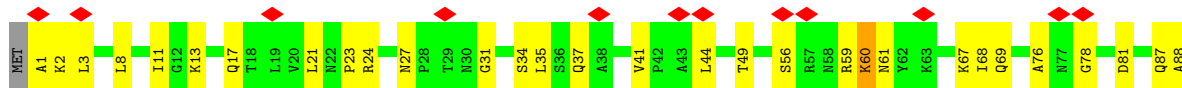




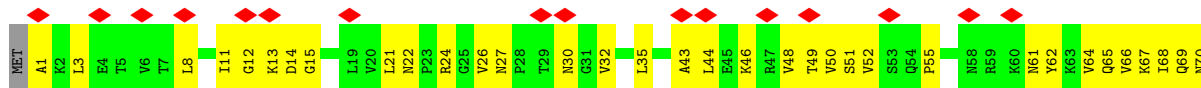
• Molecule 3: Capsid protein



• Molecule 3: Capsid protein

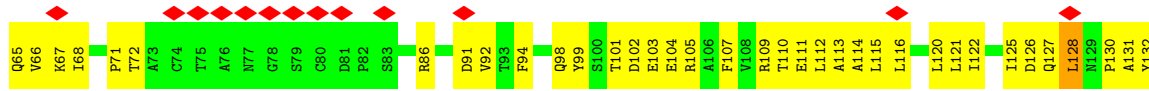


• Molecule 3: Capsid protein

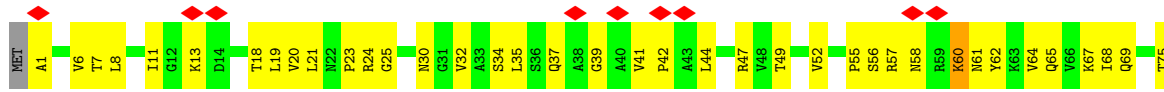


• Molecule 3: Capsid protein

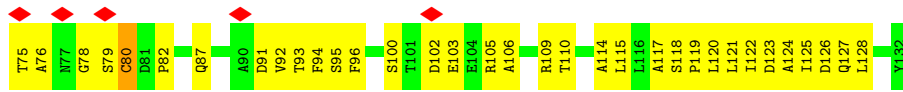
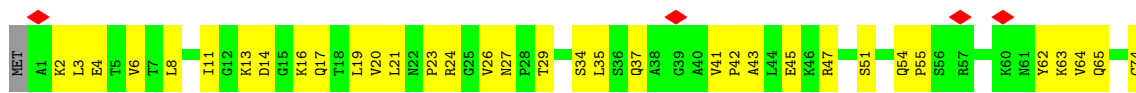




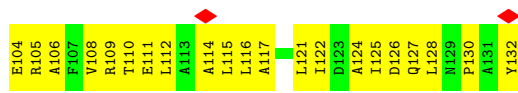
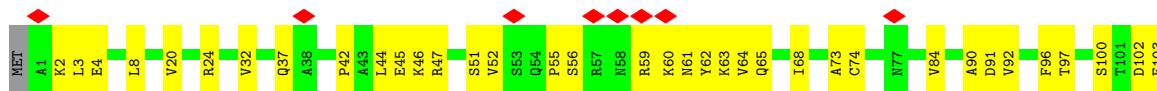
• Molecule 3: Capsid protein



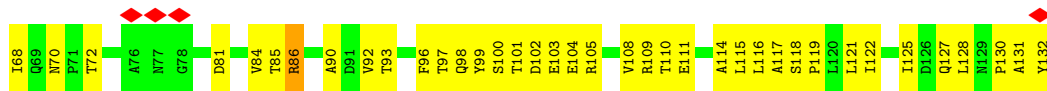

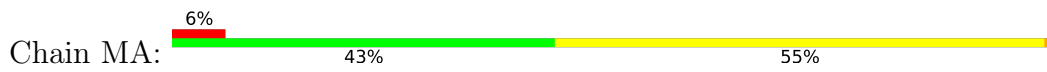
• Molecule 3: Capsid protein



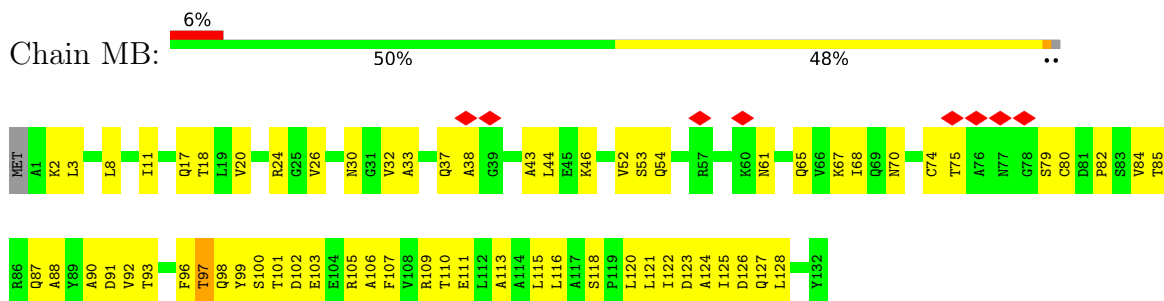
• Molecule 3: Capsid protein



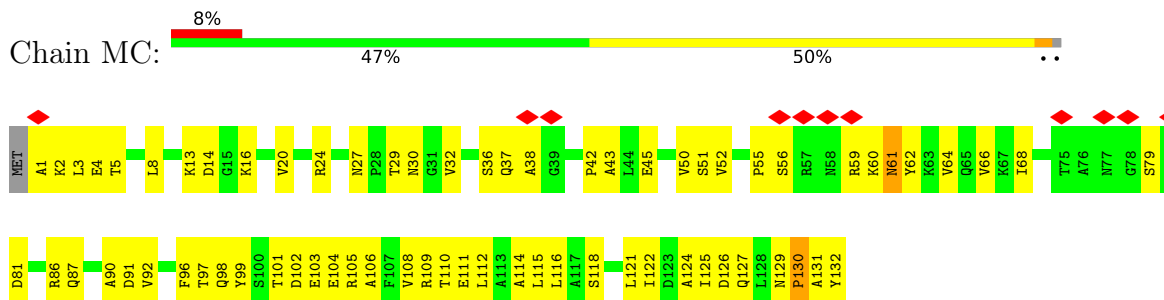
• Molecule 3: Capsid protein



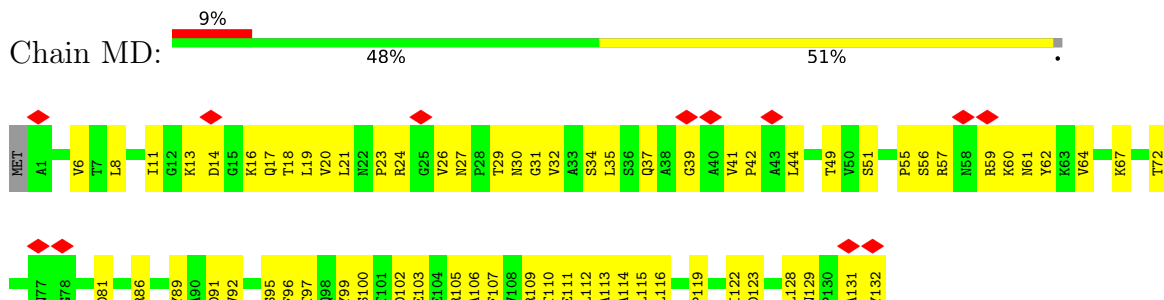
• Molecule 3: Capsid protein



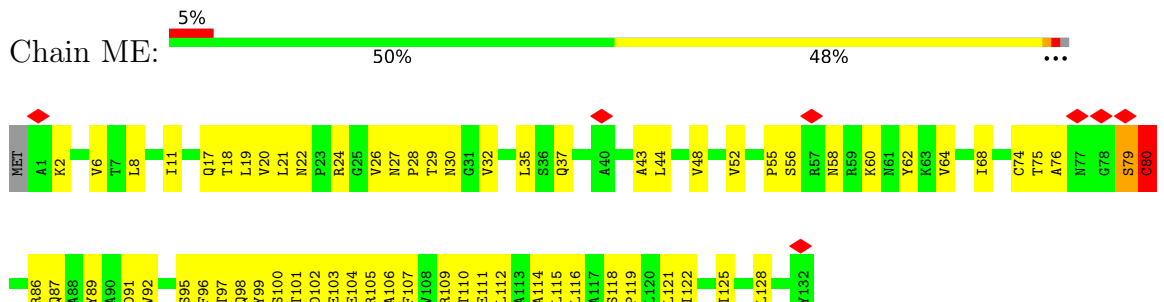
• Molecule 3: Capsid protein



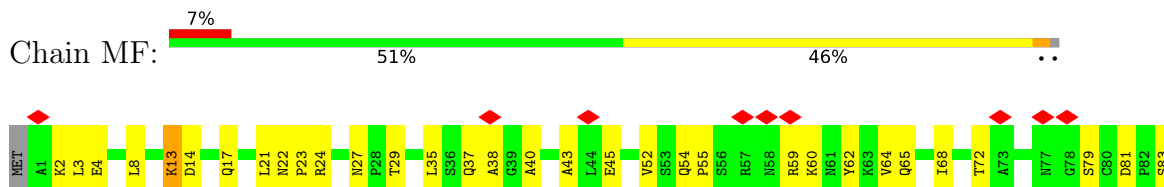
• Molecule 3: Capsid protein



• Molecule 3: Capsid protein

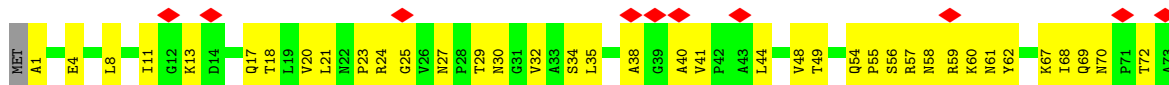


• Molecule 3: Capsid protein






• Molecule 3: Capsid protein



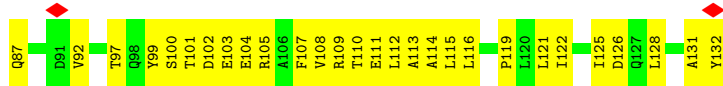
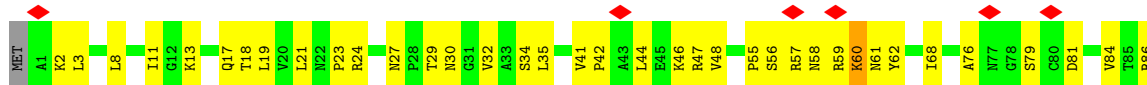
• Molecule 3: Capsid protein



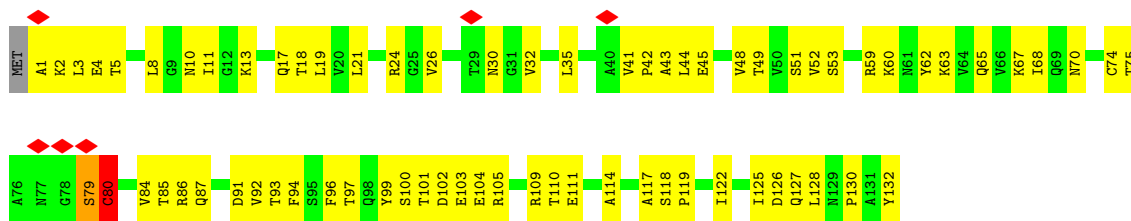
• Molecule 3: Capsid protein



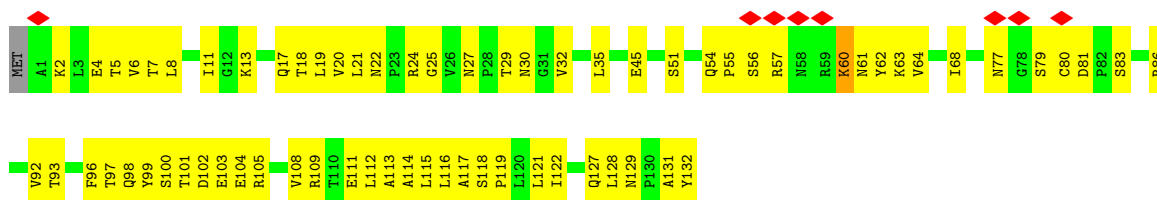
• Molecule 3: Capsid protein



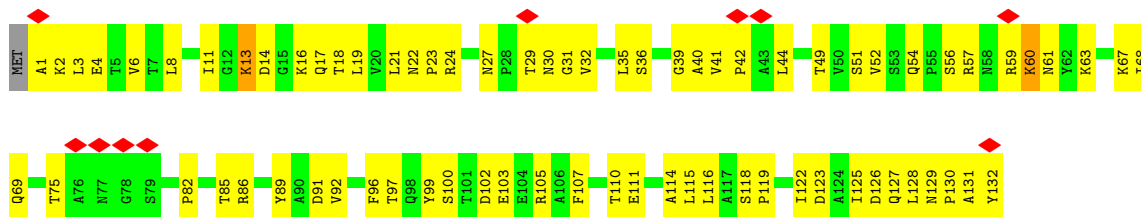
• Molecule 3: Capsid protein



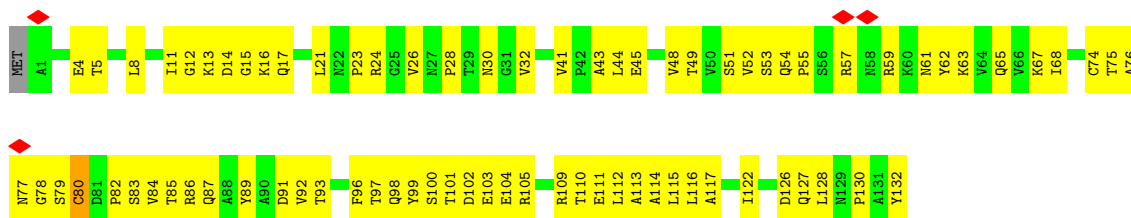
• Molecule 3: Capsid protein



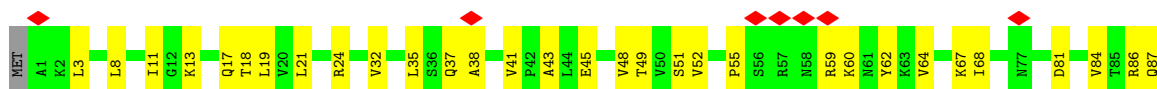
• Molecule 3: Capsid protein



• Molecule 3: Capsid protein

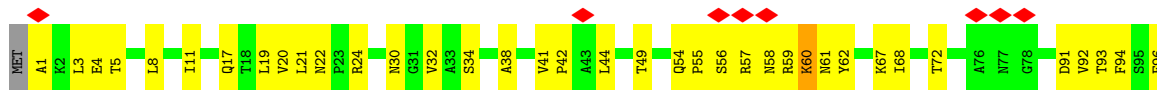


• Molecule 3: Capsid protein






• Molecule 3: Capsid protein



• Molecule 3: Capsid protein



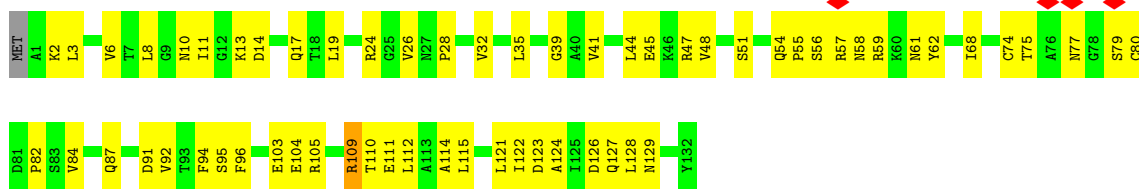
• Molecule 3: Capsid protein



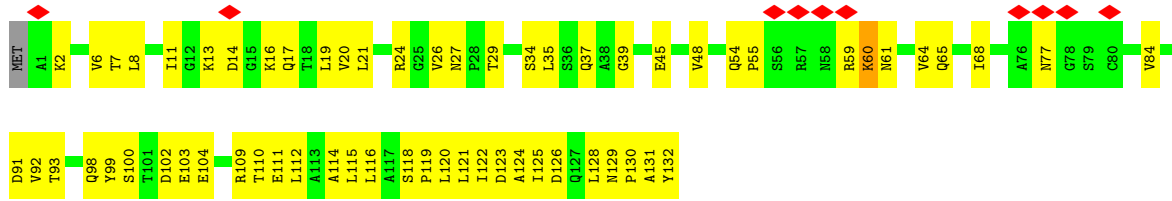
• Molecule 3: Capsid protein



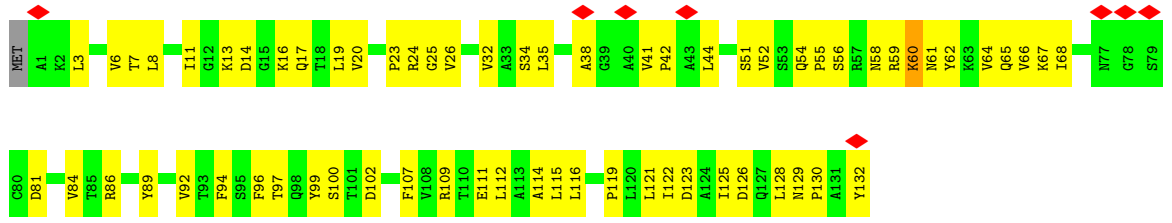
• Molecule 3: Capsid protein



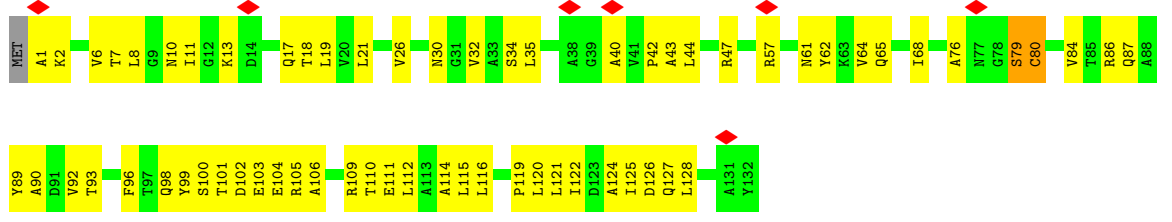
• Molecule 3: Capsid protein



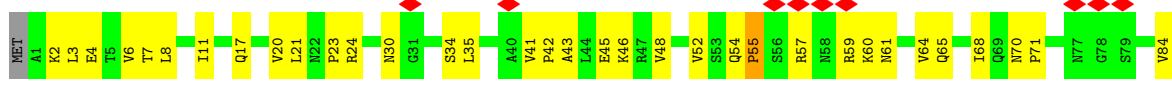
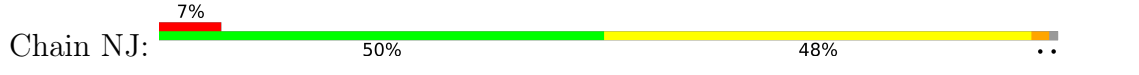
• Molecule 3: Capsid protein



• Molecule 3: Capsid protein



• Molecule 3: Capsid protein



T85	R86	Q87	A88	Y89	A90	D91	V92	T93	F94	T97	Q98	Y99	S100	T101	D102	E103	E104	R105	A106	R109	T110	E111	L112	S118	L121	I122	I125	D126	Q127	L128	M129	P130	A131	Y132
-----	-----	-----	-----	-----	-----	-----	-----	-----	-----	-----	-----	-----	------	------	------	------	------	------	------	------	------	------	------	------	------	------	------	------	------	------	------	------	------	------

4 Experimental information

Property	Value	Source
EM reconstruction method	SINGLE PARTICLE	Depositor
Imposed symmetry	POINT, Not provided	
Number of particles used	86081	Depositor
Resolution determination method	FSC 0.143 CUT-OFF	Depositor
CTF correction method	PHASE FLIPPING AND AMPLITUDE CORRECTION	Depositor
Microscope	JEOL 3200FSC, FEI TECNAI F20	Depositor
Voltage (kV)	300, 200	Depositor
Electron dose ($e^-/\text{\AA}^2$)	30, 30	Depositor
Minimum defocus (nm)	Not provided, Not provided	Depositor
Maximum defocus (nm)	Not provided, Not provided	Depositor
Magnification	Not provided, Not provided	Depositor
Image detector	GATAN K2 SUMMIT (4k x 4k), GATAN K2 SUMMIT (4k x 4k)	Depositor
Maximum map value	0.079	Depositor
Minimum map value	-0.041	Depositor
Average map value	0.001	Depositor
Map value standard deviation	0.006	Depositor
Recommended contour level	0.018	Depositor
Map size (\AA)	400.0, 400.0, 400.0	wwPDB
Map dimensions	320, 320, 320	wwPDB
Map angles ($^\circ$)	90.0, 90.0, 90.0	wwPDB
Pixel spacing (\AA)	1.25, 1.25, 1.25	Depositor

5 Model quality

5.1 Standard geometry

The Z score for a bond length (or angle) is the number of standard deviations the observed value is removed from the expected value. A bond length (or angle) with $|Z| > 5$ is considered an outlier worth inspection. RMSZ is the root-mean-square of all Z scores of the bond lengths (or angles).

Mol	Chain	Bond lengths		Bond angles	
		RMSZ	# Z >5	RMSZ	# Z >5
1	A	0.39	0/99732	0.91	51/155312 (0.0%)
2	M	0.32	0/3532	0.47	0/4790
3	B	0.31	0/1007	0.49	0/1371
3	BA	0.43	0/1007	0.59	0/1371
3	BB	0.52	0/1007	0.70	2/1371 (0.1%)
3	BC	0.46	0/1007	0.52	0/1371
3	BD	0.46	0/1007	0.63	0/1371
3	BE	0.42	0/1007	0.55	0/1371
3	BF	0.46	0/1007	0.63	1/1371 (0.1%)
3	BG	0.44	0/1007	0.60	0/1371
3	BH	0.46	0/1007	0.64	1/1371 (0.1%)
3	BI	0.45	0/1007	0.57	0/1371
3	BJ	0.48	1/1007 (0.1%)	0.65	1/1371 (0.1%)
3	BK	0.46	0/1007	0.57	0/1371
3	BL	0.42	0/1007	0.57	0/1371
3	BM	0.41	0/1007	0.58	0/1371
3	BN	0.42	0/1007	0.58	1/1371 (0.1%)
3	CA	0.44	0/1007	0.57	0/1371
3	CB	0.44	0/1007	0.64	1/1371 (0.1%)
3	CC	0.51	0/1007	0.69	3/1371 (0.2%)
3	CD	0.40	0/1007	0.60	1/1371 (0.1%)
3	CE	0.46	0/1007	0.64	0/1371
3	CF	0.45	0/1007	0.60	1/1371 (0.1%)
3	CG	0.50	0/1007	0.65	1/1371 (0.1%)
3	CH	0.44	0/1007	0.61	0/1371
3	CI	0.45	0/1007	0.56	0/1371
3	CJ	0.46	0/1007	0.67	2/1371 (0.1%)
3	CK	0.42	0/1007	0.56	0/1371
3	CL	0.47	0/1007	0.59	0/1371
3	CM	0.42	0/1007	0.61	0/1371
3	CN	0.46	0/1007	0.58	0/1371
3	D	0.31	0/1007	0.54	2/1371 (0.1%)
3	DA	0.48	0/1007	0.60	0/1371
3	DB	0.49	0/1007	0.61	0/1371

Mol	Chain	Bond lengths		Bond angles	
		RMSZ	# Z >5	RMSZ	# Z >5
3	DC	0.41	0/1007	0.59	0/1371
3	DD	0.48	0/1007	0.60	0/1371
3	DE	0.46	0/1007	0.61	0/1371
3	DF	0.47	0/1007	0.62	0/1371
3	DG	0.48	0/1007	0.65	2/1371 (0.1%)
3	DH	0.52	1/1007 (0.1%)	0.66	3/1371 (0.2%)
3	DI	0.43	0/1007	0.57	0/1371
3	DJ	0.45	0/1007	0.57	0/1371
3	DK	0.44	0/1007	0.59	0/1371
3	DL	0.44	0/1007	0.60	0/1371
3	DM	0.45	0/1007	0.68	2/1371 (0.1%)
3	DN	0.42	0/1007	0.56	0/1371
3	EA	0.41	0/1007	0.64	0/1371
3	EB	0.46	0/1007	0.63	1/1371 (0.1%)
3	EC	0.44	0/1007	0.57	0/1371
3	ED	0.38	0/1007	0.62	0/1371
3	EE	0.43	0/1007	0.59	0/1371
3	EF	0.41	0/1007	0.58	0/1371
3	EG	0.38	0/1007	0.56	0/1371
3	EH	0.43	1/1007 (0.1%)	0.62	2/1371 (0.1%)
3	EI	0.46	0/1007	0.56	0/1371
3	EJ	0.52	0/1007	0.68	0/1371
3	EK	0.43	0/1007	0.58	1/1371 (0.1%)
3	EL	0.46	0/1007	0.59	0/1371
3	EM	0.44	0/1007	0.59	0/1371
3	EN	0.47	0/1007	0.55	0/1371
3	FA	0.44	0/1007	0.59	0/1371
3	FB	0.41	1/1007 (0.1%)	0.60	0/1371
3	FC	0.36	0/1007	0.58	1/1371 (0.1%)
3	FD	0.33	0/942	0.53	0/1280
3	FE	0.40	0/1007	0.62	0/1371
3	FF	0.40	0/1007	0.58	1/1371 (0.1%)
3	FG	0.39	0/1007	0.55	0/1371
3	FH	0.43	0/1007	0.64	0/1371
3	FI	0.45	0/1007	0.58	0/1371
3	FJ	0.48	0/1007	0.64	0/1371
3	FK	0.48	0/1007	0.67	1/1371 (0.1%)
3	FL	0.42	0/1007	0.57	0/1371
3	FM	0.42	0/1007	0.60	0/1371
3	FN	0.46	0/1007	0.67	2/1371 (0.1%)
3	GA	0.42	0/1007	0.57	0/1371
3	GB	0.30	0/954	0.54	0/1296
3	GC	0.43	0/1007	0.62	1/1371 (0.1%)

Mol	Chain	Bond lengths		Bond angles	
		RMSZ	# Z >5	RMSZ	# Z >5
3	GD	0.40	0/1007	0.61	1/1371 (0.1%)
3	GE	0.42	0/1007	0.56	0/1371
3	GF	0.42	0/1007	0.57	1/1371 (0.1%)
3	GG	0.48	0/1007	0.65	0/1371
3	GH	0.47	0/1007	0.63	1/1371 (0.1%)
3	GI	0.44	0/1007	0.57	0/1371
3	GJ	0.46	0/1007	0.64	1/1371 (0.1%)
3	GK	0.50	0/1007	0.61	0/1371
3	GL	0.45	0/1007	0.58	0/1371
3	GM	0.48	0/1007	0.68	1/1371 (0.1%)
3	GN	0.49	0/1007	0.63	1/1371 (0.1%)
3	HA	0.43	0/1007	0.57	0/1371
3	HB	0.42	0/1007	0.58	0/1371
3	HC	0.45	0/1007	0.57	0/1371
3	HD	0.47	1/1007 (0.1%)	0.65	2/1371 (0.1%)
3	HE	0.42	0/1007	0.60	0/1371
3	HF	0.44	0/1007	0.57	0/1371
3	HG	0.44	0/1007	0.57	0/1371
3	HH	0.44	0/1007	0.58	0/1371
3	HI	0.47	0/1007	0.61	1/1371 (0.1%)
3	HJ	0.47	0/1007	0.60	0/1371
3	HK	0.47	1/1007 (0.1%)	0.60	0/1371
3	HL	0.45	0/1007	0.59	0/1371
3	HM	0.48	0/1007	0.58	0/1371
3	HN	0.46	0/1007	0.58	0/1371
3	IA	0.47	0/1007	0.59	0/1371
3	IB	0.46	0/1007	0.57	0/1371
3	IC	0.50	1/1007 (0.1%)	0.61	0/1371
3	ID	0.48	0/1007	0.58	0/1371
3	IE	0.55	1/1007 (0.1%)	0.58	0/1371
3	IF	0.45	0/1007	0.59	0/1371
3	IG	0.49	0/1007	0.60	1/1371 (0.1%)
3	IH	0.46	0/1007	0.59	1/1371 (0.1%)
3	II	0.49	0/1007	0.63	1/1371 (0.1%)
3	IJ	0.49	0/1007	0.64	2/1371 (0.1%)
3	IK	0.44	0/1007	0.57	0/1371
3	IL	0.46	0/1007	0.62	0/1371
3	IM	0.45	0/1007	0.58	1/1371 (0.1%)
3	IN	0.42	0/1007	0.54	0/1371
3	JA	0.49	0/1007	0.74	4/1371 (0.3%)
3	JB	0.47	0/1007	0.66	3/1371 (0.2%)
3	JC	0.44	0/1007	0.57	0/1371
3	JD	0.46	0/1007	0.60	0/1371

Mol	Chain	Bond lengths		Bond angles	
		RMSZ	# Z >5	RMSZ	# Z >5
3	JE	0.48	0/1007	0.67	2/1371 (0.1%)
3	JF	0.45	0/1007	0.58	0/1371
3	JG	0.44	0/1007	0.64	1/1371 (0.1%)
3	JH	0.43	0/1007	0.58	0/1371
3	JI	0.44	0/1007	0.59	0/1371
3	JJ	0.52	1/1007 (0.1%)	0.66	1/1371 (0.1%)
3	JK	0.45	0/1007	0.56	0/1371
3	JL	0.43	0/1007	0.55	0/1371
3	JM	0.44	0/1007	0.60	0/1371
3	JN	0.50	0/1007	0.59	1/1371 (0.1%)
3	KA	0.47	1/1007 (0.1%)	0.57	0/1371
3	KB	0.44	0/1007	0.63	0/1371
3	KC	0.42	0/1007	0.57	0/1371
3	KD	0.44	0/1007	0.56	0/1371
3	KE	0.38	0/1007	0.60	0/1371
3	KF	0.54	1/1007 (0.1%)	0.67	2/1371 (0.1%)
3	KG	0.36	0/1007	0.53	0/1371
3	KH	0.45	0/1007	0.66	0/1371
3	KI	0.45	0/1007	0.63	2/1371 (0.1%)
3	KJ	0.41	0/1007	0.55	0/1371
3	KK	0.44	0/1007	0.60	0/1371
3	KL	0.44	0/1007	0.56	0/1371
3	KM	0.41	0/1007	0.57	1/1371 (0.1%)
3	KN	0.47	0/1007	0.61	0/1371
3	LA	0.50	1/1007 (0.1%)	0.67	3/1371 (0.2%)
3	LB	0.45	0/1007	0.63	1/1371 (0.1%)
3	LC	0.56	1/1007 (0.1%)	0.73	3/1371 (0.2%)
3	LD	0.50	0/1007	0.64	1/1371 (0.1%)
3	LE	0.41	0/1007	0.57	0/1371
3	LF	0.36	0/1007	0.59	0/1371
3	LG	0.46	0/1007	0.67	2/1371 (0.1%)
3	LH	0.34	0/1007	0.58	0/1371
3	LI	0.42	0/1007	0.59	0/1371
3	LJ	0.34	0/1007	0.55	0/1371
3	LK	0.41	0/1007	0.66	1/1371 (0.1%)
3	LL	0.41	0/1007	0.62	0/1371
3	LM	0.42	0/1007	0.57	1/1371 (0.1%)
3	LN	0.40	0/1007	0.58	0/1371
3	MA	0.49	0/1007	0.65	1/1371 (0.1%)
3	MB	0.45	0/1007	0.60	0/1371
3	MC	0.45	0/1007	0.62	1/1371 (0.1%)
3	MD	0.45	0/1007	0.59	0/1371
3	ME	0.46	0/1007	0.56	1/1371 (0.1%)

Mol	Chain	Bond lengths		Bond angles	
		RMSZ	# Z >5	RMSZ	# Z >5
3	MF	0.55	2/1007 (0.2%)	0.77	6/1371 (0.4%)
3	MG	0.48	0/1007	0.62	0/1371
3	MH	0.40	0/1007	0.55	0/1371
3	MI	0.46	0/1007	0.60	0/1371
3	MJ	0.41	0/1007	0.62	0/1371
3	MK	0.44	0/1007	0.57	1/1371 (0.1%)
3	ML	0.41	0/1007	0.57	0/1371
3	MM	0.45	0/1007	0.64	1/1371 (0.1%)
3	MN	0.43	0/1007	0.55	0/1371
3	NA	0.44	0/1007	0.57	0/1371
3	NB	0.48	0/1007	0.62	0/1371
3	NC	0.45	0/1007	0.64	2/1371 (0.1%)
3	ND	0.43	0/1007	0.54	0/1371
3	NE	0.48	0/1007	0.67	0/1371
3	NF	0.45	0/1007	0.60	0/1371
3	NG	0.45	0/1007	0.56	0/1371
3	NH	0.45	0/1007	0.58	0/1371
3	NI	0.43	0/1007	0.56	0/1371
3	NJ	0.59	2/1007 (0.2%)	0.82	6/1371 (0.4%)
All	All	0.43	17/284406 (0.0%)	0.73	148/406716 (0.0%)

Chiral center outliers are detected by calculating the chiral volume of a chiral center and verifying if the center is modelled as a planar moiety or with the opposite hand. A planarity outlier is detected by checking planarity of atoms in a peptide group, atoms in a mainchain group or atoms of a sidechain that are expected to be planar.

Mol	Chain	#Chirality outliers	#Planarity outliers
3	BB	0	1
3	BD	0	1
3	BG	0	1
3	BH	0	1
3	BM	0	1
3	BN	0	1
3	CC	0	1
3	CH	0	1
3	CI	0	1
3	CJ	0	1
3	CK	0	1
3	CN	0	1
3	DC	0	1
3	DF	0	1
3	DI	0	1

Continued on next page...

Continued from previous page...

Mol	Chain	#Chirality outliers	#Planarity outliers
3	DL	0	1
3	EB	0	1
3	EF	0	1
3	EI	0	1
3	EM	0	1
3	FC	0	1
3	FE	0	1
3	FG	0	1
3	FJ	0	1
3	FK	0	2
3	GD	0	1
3	GG	0	3
3	HA	0	1
3	HB	0	1
3	HE	0	1
3	HH	0	1
3	HK	0	1
3	HL	0	1
3	HN	0	1
3	IC	0	1
3	IE	0	1
3	IG	0	1
3	II	0	1
3	JA	0	1
3	JC	0	1
3	JF	0	1
3	JG	0	1
3	JK	0	1
3	JL	0	1
3	JM	0	1
3	JN	0	1
3	KB	0	1
3	KE	0	1
3	KH	0	2
3	KI	0	1
3	LI	0	1
3	LJ	0	1
3	LK	0	1
3	LL	0	1
3	MA	0	1
3	MB	0	1
3	ME	0	1

Continued on next page...

Continued from previous page...

Mol	Chain	#Chirality outliers	#Planarity outliers
3	MF	0	1
3	MI	0	1
3	MK	0	1
3	ML	0	1
3	MM	0	1
3	NB	0	1
3	ND	0	1
3	NG	0	1
3	NH	0	1
3	NI	0	1
All	All	0	71

All (17) bond length outliers are listed below:

Mol	Chain	Res	Type	Atoms	Z	Observed(Å)	Ideal(Å)
3	NJ	55	PRO	CG-CD	-10.72	1.15	1.50
3	LC	130	PRO	CG-CD	-9.12	1.20	1.50
3	IE	74	CYS	CB-SG	-9.02	1.67	1.82
3	DH	55	PRO	CG-CD	-7.64	1.25	1.50
3	MF	21	LEU	C-N	-7.22	1.17	1.34
3	HD	42	PRO	CG-CD	-6.24	1.30	1.50
3	HK	111	GLU	CG-CD	-6.12	1.42	1.51
3	EH	130	PRO	CG-CD	-5.53	1.32	1.50
3	BJ	21	LEU	C-N	-5.53	1.21	1.34
3	FB	21	LEU	C-N	-5.50	1.21	1.34
3	JJ	80	CYS	CB-SG	-5.33	1.73	1.81
3	LA	86	ARG	CG-CD	-5.32	1.38	1.51
3	NJ	55	PRO	N-CD	5.28	1.55	1.47
3	KA	80	CYS	CB-SG	-5.22	1.73	1.81
3	MF	86	ARG	CB-CG	-5.17	1.38	1.52
3	IC	21	LEU	C-N	-5.09	1.22	1.34
3	KF	99	TYR	CD1-CE1	-5.07	1.31	1.39

All (148) bond angle outliers are listed below:

Mol	Chain	Res	Type	Atoms	Z	Observed(°)	Ideal(°)
3	LC	130	PRO	N-CD-CG	-12.04	85.14	103.20
3	NJ	55	PRO	N-CD-CG	-11.92	85.32	103.20
3	DH	55	PRO	N-CD-CG	-10.86	86.91	103.20
3	NJ	128	LEU	CA-CB-CG	10.80	140.14	115.30
3	HD	42	PRO	CA-N-CD	-10.64	96.60	111.50
3	NJ	55	PRO	CA-N-CD	-10.34	97.02	111.50

Continued on next page...

Continued from previous page...

Mol	Chain	Res	Type	Atoms	Z	Observed(°)	Ideal(°)
3	DM	86	ARG	NE-CZ-NH2	-10.11	115.24	120.30
3	LK	128	LEU	CA-CB-CG	10.10	138.54	115.30
3	MF	86	ARG	NE-CZ-NH2	-9.88	115.36	120.30
3	MF	86	ARG	CG-CD-NE	-8.70	93.53	111.80
3	CC	86	ARG	NE-CZ-NH2	-8.56	116.02	120.30
3	EH	130	PRO	N-CD-CG	-8.54	90.39	103.20
3	CC	86	ARG	CG-CD-NE	-8.49	93.96	111.80
3	FC	80	CYS	CA-CB-SG	8.32	128.97	114.00
3	IJ	86	ARG	NE-CZ-NH2	-8.06	116.27	120.30
1	A	3723	C	N1-C2-O2	7.98	123.69	118.90
1	A	1649	C	N3-C2-O2	-7.84	116.41	121.90
1	A	1649	C	N1-C2-O2	7.80	123.58	118.90
3	LB	130	PRO	CA-N-CD	-7.79	100.59	111.50
3	BB	74	CYS	CA-CB-SG	7.76	127.97	114.00
1	A	223	C	N1-C2-O2	7.64	123.48	118.90
3	CD	42	PRO	CA-N-CD	-7.58	100.89	111.50
3	BH	13	LYS	CA-CB-CG	7.36	129.60	113.40
1	A	2266	U	C2-N1-C1'	7.31	126.47	117.70
3	JA	109	ARG	NE-CZ-NH1	-7.28	116.66	120.30
3	CJ	8	LEU	CB-CG-CD1	-7.18	98.80	111.00
1	A	864	C	C2-N1-C1'	7.06	126.57	118.80
3	LD	109	ARG	NE-CZ-NH1	-7.05	116.77	120.30
3	LA	86	ARG	NE-CZ-NH1	-6.93	116.83	120.30
3	KF	109	ARG	CG-CD-NE	-6.91	97.29	111.80
3	MF	105	ARG	CB-CG-CD	6.88	129.48	111.60
3	JA	109	ARG	NE-CZ-NH2	6.86	123.73	120.30
3	HD	42	PRO	N-CD-CG	-6.82	92.97	103.20
1	A	254	C	C2-N1-C1'	6.79	126.28	118.80
1	A	3206	C	N3-C2-O2	-6.78	117.16	121.90
3	DG	109	ARG	NE-CZ-NH2	-6.75	116.93	120.30
3	GF	42	PRO	CA-N-CD	-6.72	102.09	111.50
3	LM	80	CYS	CA-CB-SG	6.71	126.08	114.00
3	IM	80	CYS	CA-CB-SG	6.67	126.01	114.00
3	CB	13	LYS	CA-CB-CG	6.66	128.05	113.40
3	GN	86	ARG	NE-CZ-NH1	-6.61	117.00	120.30
3	KF	109	ARG	NE-CZ-NH2	-6.59	117.00	120.30
1	A	1301	U	C2-N1-C1'	6.56	125.57	117.70
3	NJ	55	PRO	CA-CB-CG	-6.53	91.60	104.00
1	A	1256	C	N1-C2-O2	6.52	122.81	118.90
1	A	4157	U	O5'-P-OP1	-6.51	99.84	105.70
3	LC	130	PRO	CA-N-CD	-6.49	102.41	111.50
1	A	3206	C	N1-C2-O2	6.42	122.75	118.90

Continued on next page...

Continued from previous page...

Mol	Chain	Res	Type	Atoms	Z	Observed(°)	Ideal(°)
3	DH	55	PRO	CA-N-CD	-6.42	102.52	111.50
3	IH	86	ARG	NE-CZ-NH1	-6.41	117.10	120.30
3	NC	24	ARG	CA-CB-CG	6.40	127.48	113.40
3	CC	82	PRO	CA-N-CD	-6.40	102.54	111.50
3	CG	55	PRO	CA-N-CD	-6.36	102.59	111.50
3	HI	74	CYS	CA-CB-SG	6.35	125.43	114.00
3	CF	125	ILE	CG1-CB-CG2	-6.28	97.58	111.40
3	LG	86	ARG	NE-CZ-NH2	-6.28	117.16	120.30
1	A	4135	C	C6-N1-C2	6.28	122.81	120.30
1	A	4141	G	N9-C4-C5	-6.24	102.91	105.40
1	A	4141	G	C6-C5-N7	-6.23	126.66	130.40
1	A	3284	C	N1-C2-O2	6.20	122.62	118.90
3	DM	86	ARG	NE-CZ-NH1	6.17	123.39	120.30
3	EH	130	PRO	CA-N-CD	-6.11	102.95	111.50
3	FK	24	ARG	NE-CZ-NH2	-6.10	117.25	120.30
3	KI	28	PRO	CA-N-CD	-6.10	102.96	111.50
1	A	223	C	N3-C2-O2	-6.09	117.64	121.90
3	LC	130	PRO	CA-CB-CG	-6.07	92.47	104.00
3	LG	82	PRO	CA-N-CD	-6.04	103.05	111.50
3	DG	13	LYS	CD-CE-NZ	-5.95	98.01	111.70
1	A	2452	C	N1-C2-O2	5.93	122.46	118.90
3	JN	109	ARG	NE-CZ-NH2	-5.92	117.34	120.30
1	A	2106	C	N1-C2-O2	5.92	122.45	118.90
1	A	4141	G	N1-C6-O6	5.89	123.43	119.90
3	JG	122	ILE	CG1-CB-CG2	-5.87	98.48	111.40
1	A	3316	C	N3-C2-O2	-5.85	117.80	121.90
3	MK	80	CYS	CA-CB-SG	5.83	124.49	114.00
3	KI	13	LYS	CD-CE-NZ	-5.77	98.43	111.70
3	GH	24	ARG	NE-CZ-NH2	-5.75	117.42	120.30
1	A	2919	C	N1-C2-O2	-5.70	115.48	118.90
1	A	864	C	C6-N1-C2	-5.68	118.03	120.30
3	MF	105	ARG	CG-CD-NE	-5.68	99.88	111.80
1	A	4141	G	C4-C5-N7	5.68	113.07	110.80
3	FF	8	LEU	CB-CG-CD1	-5.66	101.39	111.00
3	BN	80	CYS	CA-CB-SG	5.65	124.18	114.00
1	A	3723	C	C2-N1-C1'	5.65	125.02	118.80
3	KM	55	PRO	CA-N-CD	-5.63	103.62	111.50
3	BF	74	CYS	CA-CB-SG	5.61	124.10	114.00
3	D	119	PRO	N-CD-CG	-5.61	94.79	103.20
3	NJ	128	LEU	CB-CG-CD1	5.60	120.51	111.00
1	A	2106	C	N3-C2-O2	-5.59	117.99	121.90
3	EB	86	ARG	CG-CD-NE	-5.57	100.10	111.80

Continued on next page...

Continued from previous page...

Mol	Chain	Res	Type	Atoms	Z	Observed(°)	Ideal(°)
1	A	864	C	N1-C2-O2	5.56	122.24	118.90
3	D	119	PRO	CA-N-CD	-5.55	103.72	111.50
3	MC	130	PRO	CA-N-CD	-5.55	103.72	111.50
1	A	435	G	N7-C8-N9	5.55	115.87	113.10
1	A	1312	G	N3-C4-C5	5.53	131.37	128.60
3	JB	105	ARG	CG-CD-NE	5.51	123.38	111.80
3	CJ	105	ARG	CA-CB-CG	5.47	125.44	113.40
3	JB	86	ARG	CG-CD-NE	-5.47	100.31	111.80
1	A	1256	C	N3-C2-O2	-5.46	118.08	121.90
3	MM	13	LYS	CA-CB-CG	5.46	125.41	113.40
1	A	1010	C	C6-N1-C2	-5.46	118.12	120.30
1	A	1488	G	N3-C4-N9	-5.45	122.73	126.00
1	A	1832	U	C2-N1-C1'	-5.44	111.17	117.70
3	GJ	8	LEU	CB-CG-CD1	-5.44	101.75	111.00
1	A	3713	G	N3-C2-N2	5.44	123.71	119.90
3	IG	105	ARG	CB-CG-CD	-5.42	97.50	111.60
3	GM	109	ARG	NE-CZ-NH2	-5.41	117.59	120.30
3	LA	86	ARG	NH1-CZ-NH2	5.41	125.35	119.40
3	DH	55	PRO	CA-CB-CG	-5.41	93.73	104.00
1	A	2663	U	C2-N1-C1'	5.40	124.19	117.70
1	A	3265	C	C2-N1-C1'	5.37	124.70	118.80
1	A	1312	G	N3-C2-N2	-5.36	116.15	119.90
3	MA	86	ARG	NE-CZ-NH2	-5.35	117.63	120.30
3	ME	80	CYS	CA-CB-SG	5.35	123.62	114.00
3	FN	55	PRO	CA-N-CD	-5.33	104.04	111.50
3	BB	80	CYS	CA-CB-SG	5.32	123.57	114.00
3	GD	13	LYS	CD-CE-NZ	-5.30	99.51	111.70
3	JB	13	LYS	CA-CB-CG	5.29	125.03	113.40
1	A	864	C	N3-C2-O2	-5.28	118.20	121.90
1	A	2524	G	N3-C4-N9	-5.28	122.83	126.00
1	A	191	G	N3-C2-N2	5.26	123.58	119.90
1	A	2266	U	N1-C2-O2	5.25	126.47	122.80
3	IJ	86	ARG	CG-CD-NE	-5.24	100.80	111.80
3	BJ	13	LYS	CA-CB-CG	5.23	124.91	113.40
1	A	3723	C	N3-C2-O2	-5.20	118.26	121.90
1	A	1136	C	N1-C2-O2	5.17	122.00	118.90
3	JE	80	CYS	CA-CB-SG	5.17	123.30	114.00
1	A	2919	C	C6-N1-C1'	5.16	126.99	120.80
3	II	128	LEU	CB-CG-CD2	5.14	119.74	111.00
3	MF	13	LYS	CA-CB-CG	5.14	124.71	113.40
3	GC	96	PHE	CB-CG-CD1	-5.13	117.21	120.80
3	JE	105	ARG	CA-CB-CG	5.12	124.65	113.40

Continued on next page...

Continued from previous page...

Mol	Chain	Res	Type	Atoms	Z	Observed(°)	Ideal(°)
3	JJ	128	LEU	CB-CG-CD2	5.12	119.70	111.00
1	A	3930	C	C6-N1-C2	-5.11	118.25	120.30
3	JA	13	LYS	CA-CB-CG	5.10	124.62	113.40
3	EK	74	CYS	CA-CB-SG	5.10	123.18	114.00
3	NJ	128	LEU	CB-CG-CD2	-5.09	102.34	111.00
3	FN	55	PRO	N-CD-CG	-5.09	95.56	103.20
3	NC	74	CYS	CA-CB-SG	5.09	123.16	114.00
1	A	1312	G	N3-C4-N9	-5.09	122.95	126.00
3	JA	109	ARG	N-CA-CB	-5.07	101.48	110.60
1	A	3316	C	N1-C2-O2	5.06	121.94	118.90
1	A	435	G	C8-N9-C4	-5.05	104.38	106.40
1	A	4000	C	N3-C2-O2	-5.05	118.37	121.90
1	A	435	G	C6-C5-N7	-5.02	127.39	130.40
3	MF	105	ARG	CB-CA-C	5.02	120.43	110.40
1	A	2266	U	N3-C2-O2	-5.01	118.69	122.20
3	LA	86	ARG	NE-CZ-NH2	-5.00	117.80	120.30

There are no chirality outliers.

All (71) planarity outliers are listed below:

Mol	Chain	Res	Type	Group
3	BB	79	SER	Peptide
3	BD	60	LYS	Peptide
3	BG	60	LYS	Peptide
3	BH	79	SER	Peptide
3	BM	60	LYS	Peptide
3	BN	79	SER	Peptide
3	CC	79	SER	Peptide
3	CH	60	LYS	Peptide
3	CI	79	SER	Peptide
3	CJ	60	LYS	Peptide
3	CK	60	LYS	Peptide
3	CN	60	LYS	Peptide
3	DC	60	LYS	Peptide
3	DF	60	LYS	Peptide
3	DI	60	LYS	Peptide
3	DL	60	LYS	Peptide
3	EB	79	SER	Peptide
3	EF	60	LYS	Peptide
3	EI	60	LYS	Peptide
3	EM	60	LYS	Peptide
3	FC	79	SER	Peptide

Continued on next page...

Continued from previous page...

Mol	Chain	Res	Type	Group
3	FE	60	LYS	Peptide
3	FG	60	LYS	Peptide
3	FJ	61	ASN	Peptide
3	FK	105	ARG	Peptide
3	FK	79	SER	Peptide
3	GD	60	LYS	Peptide
3	GG	58	ASN	Peptide
3	GG	59	ARG	Peptide
3	GG	60	LYS	Peptide
3	HA	60	LYS	Peptide
3	HB	60	LYS	Peptide
3	HE	60	LYS	Peptide
3	HH	60	LYS	Peptide
3	HK	60	LYS	Peptide
3	HL	79	SER	Peptide
3	HN	60	LYS	Peptide
3	IC	60	LYS	Peptide
3	IE	60	LYS	Peptide
3	IG	79	SER	Peptide
3	II	60	LYS	Peptide
3	JA	60	LYS	Peptide
3	JC	60	LYS	Peptide
3	JF	60	LYS	Peptide
3	JG	60	LYS	Peptide
3	JK	79	SER	Peptide
3	JL	60	LYS	Peptide
3	JM	60	LYS	Peptide
3	JN	79	SER	Peptide
3	KB	60	LYS	Peptide
3	KE	60	LYS	Peptide
3	KH	59	ARG	Peptide
3	KH	60	LYS	Peptide
3	KI	79	SER	Peptide
3	LI	60	LYS	Peptide
3	LJ	79	SER	Peptide
3	LK	60	LYS	Peptide
3	LL	60	LYS	Peptide
3	MA	60	LYS	Peptide
3	MB	97	THR	Peptide
3	ME	79	SER	Peptide
3	MF	60	LYS	Peptide
3	MI	60	LYS	Peptide

Continued on next page...

Continued from previous page...

Mol	Chain	Res	Type	Group
3	MK	79	SER	Peptide
3	ML	60	LYS	Peptide
3	MM	60	LYS	Peptide
3	NB	60	LYS	Peptide
3	ND	60	LYS	Peptide
3	NG	60	LYS	Peptide
3	NH	60	LYS	Peptide
3	NI	79	SER	Peptide

5.2 Too-close contacts [i](#)

In the following table, the Non-H and H(model) columns list the number of non-hydrogen atoms and hydrogen atoms in the chain respectively. The H(added) column lists the number of hydrogen atoms added and optimized by MolProbity. The Clashes column lists the number of clashes within the asymmetric unit, whereas Symm-Clashes lists symmetry-related clashes.

Mol	Chain	Non-H	H(model)	H(added)	Clashes	Symm-Clashes
1	A	89319	0	45162	3454	0
2	M	3438	0	3381	140	0
3	B	993	0	1008	41	0
3	BA	993	0	1006	110	0
3	BB	993	0	1006	126	0
3	BC	993	0	1006	111	0
3	BD	993	0	1006	120	0
3	BE	993	0	1006	98	0
3	BF	993	0	1006	95	0
3	BG	993	0	1006	98	0
3	BH	993	0	1006	101	0
3	BI	993	0	1006	121	0
3	BJ	993	0	1006	101	0
3	BK	993	0	1006	116	0
3	BL	993	0	1006	97	0
3	BM	993	0	1006	87	0
3	BN	993	0	1006	102	0
3	CA	993	0	1006	101	0
3	CB	993	0	1006	134	0
3	CC	993	0	1006	118	0
3	CD	993	0	1006	97	0
3	CE	993	0	1006	105	0
3	CF	993	0	1006	112	0
3	CG	993	0	1006	100	0
3	CH	993	0	1006	112	0

Continued on next page...

Continued from previous page...

Mol	Chain	Non-H	H(model)	H(added)	Clashes	Symm-Clashes
3	CI	993	0	1006	112	0
3	CJ	993	0	1006	108	0
3	CK	993	0	1006	104	0
3	CL	993	0	1006	94	0
3	CM	993	0	1006	114	0
3	CN	993	0	1006	113	0
3	D	993	0	1008	38	0
3	DA	993	0	1006	104	0
3	DB	993	0	1006	122	0
3	DC	993	0	1006	106	0
3	DD	993	0	1006	114	0
3	DE	993	0	1006	131	0
3	DF	993	0	1006	128	0
3	DG	993	0	1006	132	0
3	DH	993	0	1006	100	0
3	DI	993	0	1006	101	0
3	DJ	993	0	1006	98	0
3	DK	993	0	1006	113	0
3	DL	993	0	1006	115	0
3	DM	993	0	1006	102	0
3	DN	993	0	1006	82	0
3	EA	993	0	1006	98	0
3	EB	993	0	1006	123	0
3	EC	993	0	1006	111	0
3	ED	993	0	1006	113	0
3	EE	993	0	1006	120	0
3	EF	993	0	1006	93	0
3	EG	993	0	1007	106	0
3	EH	993	0	1006	95	0
3	EI	993	0	1006	135	0
3	EJ	993	0	1006	158	0
3	EK	993	0	1006	104	0
3	EL	993	0	1006	128	0
3	EM	993	0	1006	95	0
3	EN	993	0	1006	98	0
3	FA	993	0	1006	105	0
3	FB	993	0	1006	101	0
3	FC	993	0	1006	81	0
3	FD	930	0	955	63	0
3	FE	993	0	1006	109	0
3	FF	993	0	1006	94	0
3	FG	993	0	1006	78	0

Continued on next page...

Continued from previous page...

Mol	Chain	Non-H	H(model)	H(added)	Clashes	Symm-Clashes
3	FH	993	0	1007	118	0
3	FI	993	0	1006	122	0
3	FJ	993	0	1006	132	0
3	FK	993	0	1006	128	0
3	FL	993	0	1006	88	0
3	FM	993	0	1006	110	0
3	FN	993	0	1006	116	0
3	GA	993	0	1006	117	0
3	GB	942	0	965	67	0
3	GC	993	0	1006	106	0
3	GD	993	0	1006	134	0
3	GE	993	0	1006	96	0
3	GF	993	0	1006	105	0
3	GG	993	0	1006	129	0
3	GH	993	0	1006	127	0
3	GI	993	0	1006	95	0
3	GJ	993	0	1006	134	0
3	GK	993	0	1006	120	0
3	GL	993	0	1006	115	0
3	GM	993	0	1006	129	0
3	GN	993	0	1006	118	0
3	HA	993	0	1006	91	0
3	HB	993	0	1006	116	0
3	HC	993	0	1006	123	0
3	HD	993	0	1006	98	0
3	HE	993	0	1006	109	0
3	HF	993	0	1006	107	0
3	HG	993	0	1006	101	0
3	HH	993	0	1006	109	0
3	HI	993	0	1006	119	0
3	HJ	993	0	1006	129	0
3	HK	993	0	1006	106	0
3	HL	993	0	1006	111	0
3	HM	993	0	1006	106	0
3	HN	993	0	1006	100	0
3	IA	993	0	1006	107	0
3	IB	993	0	1006	97	0
3	IC	993	0	1006	106	0
3	ID	993	0	1006	124	0
3	IE	993	0	1006	122	0
3	IF	993	0	1006	94	0
3	IG	993	0	1006	107	0

Continued on next page...

Continued from previous page...

Mol	Chain	Non-H	H(model)	H(added)	Clashes	Symm-Clashes
3	IH	993	0	1006	108	0
3	II	993	0	1006	132	0
3	IJ	993	0	1006	113	0
3	IK	993	0	1006	95	0
3	IL	993	0	1006	121	0
3	IM	993	0	1006	78	0
3	IN	993	0	1006	86	0
3	JA	993	0	1006	130	0
3	JB	993	0	1006	115	0
3	JC	993	0	1006	100	0
3	JD	993	0	1006	99	0
3	JE	993	0	1006	139	0
3	JF	993	0	1006	90	0
3	JG	993	0	1006	108	0
3	JH	993	0	1006	89	0
3	JI	993	0	1006	100	0
3	JJ	993	0	1006	117	0
3	JK	993	0	1006	113	0
3	JL	993	0	1006	90	0
3	JM	993	0	1006	100	0
3	JN	993	0	1006	98	0
3	KA	993	0	1006	92	0
3	KB	993	0	1006	114	0
3	KC	993	0	1006	117	0
3	KD	993	0	1006	75	0
3	KE	993	0	1007	115	0
3	KF	993	0	1006	120	0
3	KG	993	0	1006	87	0
3	KH	993	0	1006	130	0
3	KI	993	0	1006	106	0
3	KJ	993	0	1006	119	0
3	KK	993	0	1006	133	0
3	KL	993	0	1006	103	0
3	KM	993	0	1006	114	0
3	KN	993	0	1006	128	0
3	LA	993	0	1006	109	0
3	LB	993	0	1006	97	0
3	LC	993	0	1006	97	0
3	LD	993	0	1006	112	0
3	LE	993	0	1006	116	0
3	LF	993	0	1007	83	0
3	LG	993	0	1006	130	0

Continued on next page...

Continued from previous page...

Mol	Chain	Non-H	H(model)	H(added)	Clashes	Symm-Clashes
3	LH	993	0	1006	91	0
3	LI	993	0	1006	83	0
3	LJ	993	0	1006	93	0
3	LK	993	0	1006	107	0
3	LL	993	0	1006	112	0
3	LM	993	0	1006	102	0
3	LN	993	0	1006	115	0
3	MA	993	0	1006	143	0
3	MB	993	0	1006	116	0
3	MC	993	0	1006	117	0
3	MD	993	0	1006	110	0
3	ME	993	0	1006	103	0
3	MF	993	0	1005	121	0
3	MG	993	0	1006	125	0
3	MH	993	0	1006	114	0
3	MI	993	0	1005	136	0
3	MJ	993	0	1006	112	0
3	MK	993	0	1006	105	0
3	ML	993	0	1006	100	0
3	MM	993	0	1006	128	0
3	MN	993	0	1006	116	0
3	NA	993	0	1006	109	0
3	NB	993	0	1006	109	0
3	NC	993	0	1006	105	0
3	ND	993	0	1006	111	0
3	NE	993	0	1006	112	0
3	NF	993	0	1006	97	0
3	NG	993	0	1006	97	0
3	NH	993	0	1006	112	0
3	NI	993	0	1006	99	0
3	NJ	993	0	1006	136	0
All	All	271383	0	229537	16817	0

The all-atom clashscore is defined as the number of clashes found per 1000 atoms (including hydrogen atoms). The all-atom clashscore for this structure is 34.

All (16817) close contacts within the same asymmetric unit are listed below, sorted by their clash magnitude.

Atom-1	Atom-2	Interatomic distance (Å)	Clash overlap (Å)
3:BF:8:LEU:HD11	3:IN:114:ALA:HB1	1.24	1.14
3:DM:103:GLU:OE2	3:EM:13:LYS:NZ	1.82	1.13

Continued on next page...

Continued from previous page...

Atom-1	Atom-2	Interatomic distance (Å)	Clash overlap (Å)
3:BI:8:LEU:HD12	3:HM:114:ALA:HB1	1.25	1.11
3:GG:86:ARG:NH2	3:JE:99:TYR:O	1.83	1.11
3:JM:82:PRO:O	3:KA:99:TYR:OH	1.66	1.11
3:HE:101:THR:OG1	3:HE:104:GLU:OE1	1.68	1.11
3:BK:8:LEU:HD12	3:HK:114:ALA:HB1	1.24	1.10
3:NE:101:THR:OG1	3:NE:104:GLU:OE1	1.67	1.10
3:DJ:101:THR:OG1	3:DJ:104:GLU:OE1	1.69	1.10
3:MC:114:ALA:HB1	3:NJ:8:LEU:HD12	1.22	1.10
3:FF:51:SER:OG	3:FF:65:GLN:NE2	1.84	1.10
3:BG:86:ARG:NH2	3:IA:104:GLU:OE2	1.84	1.10
3:CB:103:GLU:OE1	3:HC:13:LYS:NZ	1.83	1.10
3:GJ:125:ILE:O	3:GN:105:ARG:NH1	1.85	1.09
3:MC:105:ARG:NH1	3:NJ:125:ILE:O	1.86	1.09
3:FB:101:THR:OG1	3:FB:104:GLU:OE1	1.68	1.09
1:A:983:C:N3	1:A:1026:U:O4	1.86	1.08
3:BC:13:LYS:HZ2	3:ND:106:ALA:HB3	1.10	1.08
3:LG:122:ILE:O	3:MG:109:ARG:NH2	1.87	1.08
3:JN:37:GLN:N	3:JN:45:GLU:OE2	1.86	1.08
1:A:2288:G:OP1	3:GJ:63:LYS:NZ	1.88	1.07
3:DN:103:GLU:OE1	3:ML:13:LYS:NZ	1.85	1.07
3:GN:37:GLN:N	3:GN:45:GLU:OE2	1.87	1.07
3:FN:109:ARG:NH1	3:HB:116:LEU:O	1.88	1.07
1:A:2350:G:N2	1:A:2365:C:O2	1.86	1.06
3:BD:125:ILE:HG23	3:JB:105:ARG:HE	0.96	1.06
3:JF:114:ALA:HB1	3:KA:8:LEU:HD22	1.34	1.06
3:IE:114:ALA:HB1	3:JL:8:LEU:HD12	1.16	1.06
1:A:1262:U:O2	1:A:1264:A:N6	1.89	1.06
1:A:3774:U:OP2	3:LH:29:THR:OG1	1.74	1.06
3:DM:14:ASP:OD2	3:DM:16:LYS:NZ	1.87	1.06
3:GL:113:ALA:HB2	3:HG:116:LEU:HD22	1.35	1.05
3:EA:91:ASP:OD1	3:LM:93:THR:OG1	1.73	1.05
3:ED:105:ARG:NH2	3:EH:126:ASP:O	1.90	1.05
3:KK:101:THR:OG1	3:KK:104:GLU:OE1	1.75	1.05
3:GD:125:ILE:O	3:KF:105:ARG:NH1	1.89	1.04
3:MN:101:THR:OG1	3:MN:104:GLU:OE1	1.72	1.04
1:A:3030:G:O6	1:A:3052:U:O2	1.76	1.03
3:CF:37:GLN:N	3:CF:45:GLU:OE2	1.89	1.03
3:BI:13:LYS:NZ	3:HM:103:GLU:O	1.91	1.03
3:GG:103:GLU:O	3:JE:13:LYS:NZ	1.92	1.03
3:JJ:101:THR:OG1	3:JJ:104:GLU:OE1	1.77	1.03
3:IJ:8:LEU:HD22	3:NE:114:ALA:HB1	1.35	1.03

Continued on next page...

Continued from previous page...

Atom-1	Atom-2	Interatomic distance (Å)	Clash overlap (Å)
3:CB:101:THR:OG1	3:CB:104:GLU:OE1	1.73	1.03
3:DB:114:ALA:HB1	3:DK:8:LEU:HD12	1.36	1.03
3:EB:101:THR:OG1	3:EB:104:GLU:OE1	1.75	1.03
3:EI:52:VAL:HG12	3:EI:64:VAL:HG22	1.37	1.02
3:GK:92:VAL:HG22	3:JA:92:VAL:HG22	1.39	1.02
3:LL:13:LYS:NZ	3:MB:103:GLU:OE1	1.90	1.02
3:ED:113:ALA:HB2	3:EH:116:LEU:HD22	1.37	1.02
1:A:2379:U:OP2	1:A:2380:C:O2'	1.77	1.02
3:DC:101:THR:OG1	3:DC:104:GLU:OE1	1.76	1.02
3:GM:101:THR:OG1	3:GM:104:GLU:OE1	1.76	1.02
1:A:3541:G:N2	1:A:3549:C:O2	1.92	1.02
3:BC:91:ASP:OD1	3:ND:93:THR:OG1	1.76	1.02
1:A:1311:C:OP1	3:GM:59:ARG:NH2	1.91	1.01
1:A:2245:C:O2'	1:A:2247:A:N7	1.92	1.01
1:A:3310:U:OP1	3:LD:47:ARG:NH1	1.92	1.01
1:A:3609:G:O6	1:A:3645:U:C4	2.13	1.01
3:GI:13:LYS:NZ	3:JC:102:ASP:O	1.92	1.01
3:KC:129:ASN:OD1	3:LD:24:ARG:NH2	1.93	1.01
3:CC:87:GLN:OE1	3:CC:89:TYR:OH	1.78	1.01
3:CD:91:ASP:OD2	3:HA:93:THR:OG1	1.77	1.01
3:KM:92:VAL:HG22	3:MF:92:VAL:HG22	1.37	1.01
3:CH:101:THR:OG1	3:CH:104:GLU:OE1	1.78	1.00
3:GG:126:ASP:O	3:JE:105:ARG:NH1	1.94	1.00
3:BM:92:VAL:HG22	3:DJ:92:VAL:HG22	1.40	1.00
3:GF:93:THR:OG1	3:KD:91:ASP:OD2	1.78	1.00
3:JG:91:ASP:OD1	3:LD:93:THR:OG1	1.78	1.00
3:KE:101:THR:OG1	3:KE:104:GLU:OE1	1.77	1.00
3:CB:91:ASP:OD1	3:HC:93:THR:OG1	1.77	1.00
3:CE:8:LEU:HD21	3:CE:11:ILE:HD11	1.42	1.00
1:A:2417:A:O2'	1:A:4084:U:O2	1.80	0.99
1:A:2766:A:O2'	1:A:2767:U:O4'	1.79	0.99
3:BE:109:ARG:HH12	3:CE:122:ILE:HD13	1.25	0.99
3:EK:86:ARG:NH1	3:FM:99:TYR:O	1.94	0.99
3:CH:86:ARG:NH2	3:HL:99:TYR:O	1.94	0.99
3:DL:110:THR:HG21	3:MN:12:GLY:H	1.26	0.99
3:MF:79:SER:OG	3:MF:81:ASP:OD1	1.80	0.99
3:DL:104:GLU:OE2	3:MN:86:ARG:NH2	1.95	0.99
3:FC:77:ASN:ND2	3:GC:77:ASN:O	1.95	0.99
3:FB:111:GLU:HA	3:LJ:11:ILE:HD11	1.42	0.99
3:DG:92:VAL:HG22	3:EJ:92:VAL:HG22	1.41	0.99
3:GJ:99:TYR:O	3:GN:86:ARG:NH1	1.96	0.99

Continued on next page...

Continued from previous page...

Atom-1	Atom-2	Interatomic distance (Å)	Clash overlap (Å)
1:A:2727:U:O2	1:A:2742:G:O6	1.80	0.99
3:KM:114:ALA:CB	3:MF:8:LEU:HD11	1.93	0.98
1:A:3792:U:O2	1:A:3809:G:O6	1.79	0.98
3:BK:37:GLN:N	3:BK:45:GLU:OE2	1.96	0.98
1:A:2470:C:O2'	1:A:2471:C:O5'	1.80	0.98
3:BM:86:ARG:NH1	3:DJ:99:TYR:O	1.95	0.98
3:LN:114:ALA:HB1	3:MI:8:LEU:HD12	1.44	0.98
3:CF:104:GLU:OE1	3:GM:86:ARG:NH2	1.97	0.98
3:HL:37:GLN:N	3:HL:45:GLU:OE2	1.97	0.98
3:KF:101:THR:OG1	3:KF:104:GLU:OE1	1.79	0.98
1:A:997:U:O2'	1:A:3198:U:OP1	1.82	0.98
3:JG:13:LYS:NZ	3:LD:103:GLU:OE1	1.97	0.98
1:A:761:G:O2'	1:A:762:C:OP1	1.82	0.98
3:GG:62:TYR:CD1	3:JE:128:LEU:HD23	1.99	0.98
3:KH:86:ARG:NH1	3:KL:99:TYR:O	1.95	0.98
1:A:3316:C:O2'	1:A:3317:U:O4'	1.81	0.98
1:A:1833:A:O2'	1:A:1834:A:O4'	1.82	0.97
3:DA:127:GLN:O	3:MN:24:ARG:NH2	1.98	0.97
3:FL:91:ASP:OD1	3:HD:93:THR:OG1	1.82	0.97
3:GL:52:VAL:HG12	3:GL:64:VAL:HG22	1.44	0.97
3:EG:102:ASP:OD2	3:GC:127:GLN:NE2	1.98	0.97
3:IG:103:GLU:O	3:JJ:13:LYS:NZ	1.97	0.97
3:IL:101:THR:OG1	3:IL:104:GLU:OE1	1.79	0.97
3:MC:105:ARG:NH1	3:NJ:128:LEU:HD12	1.80	0.97
1:A:3754:G:N2	1:A:3755:U:O4	1.96	0.97
3:EA:101:THR:OG1	3:EA:104:GLU:OE1	1.82	0.97
3:GK:103:GLU:OE1	3:JA:13:LYS:NZ	1.97	0.97
3:GJ:24:ARG:NH2	3:HG:127:GLN:O	1.98	0.97
3:MM:82:PRO:O	3:NA:99:TYR:OH	1.82	0.97
1:A:2633:G:O2'	3:GC:67:LYS:NZ	1.98	0.97
3:BE:101:THR:OG1	3:BE:104:GLU:OE1	1.79	0.97
3:CN:116:LEU:O	3:DD:109:ARG:NH2	1.97	0.97
3:KM:114:ALA:HB1	3:MF:8:LEU:HD11	1.47	0.97
3:BD:97:THR:O	3:BD:100:SER:OG	1.82	0.97
1:A:2488:U:O2'	1:A:2489:U:O4'	1.81	0.96
3:CJ:8:LEU:HD11	3:HJ:114:ALA:HB1	1.44	0.96
3:FB:113:ALA:HB2	3:LJ:116:LEU:HD22	1.43	0.96
1:A:191:G:O5'	3:NB:57:ARG:NH2	1.98	0.96
3:EK:60:LYS:NZ	3:EK:98:GLN:OE1	1.96	0.96
3:HI:56:SER:OG	3:HI:58:ASN:OD1	1.82	0.96
3:HI:63:LYS:NZ	3:HI:95:SER:OG	1.98	0.96

Continued on next page...

Continued from previous page...

Atom-1	Atom-2	Interatomic distance (Å)	Clash overlap (Å)
1:A:1270:U:O2	1:A:1277:A:N6	1.96	0.96
3:CJ:91:ASP:OD1	3:HJ:93:THR:OG1	1.83	0.96
3:GK:77:ASN:O	3:GN:77:ASN:ND2	1.97	0.96
3:ME:56:SER:OG	3:ME:58:ASN:OD1	1.82	0.96
3:BD:125:ILE:HG23	3:JB:105:ARG:NE	1.78	0.96
1:A:1030:U:O2'	1:A:1032:G:N7	1.98	0.96
1:A:1064:A:N7	1:A:1216:C:N3	2.13	0.96
3:BL:91:ASP:OD1	3:CG:93:THR:OG1	1.82	0.96
3:BC:13:LYS:NZ	3:ND:102:ASP:O	1.99	0.96
3:CI:101:THR:OG1	3:CI:104:GLU:OE1	1.83	0.96
3:IG:105:ARG:NH1	3:JJ:126:ASP:O	1.98	0.96
1:A:1838:U:O2	3:GJ:57:ARG:NH2	1.98	0.96
1:A:3012:U:O4	1:A:3073:G:N2	1.98	0.95
1:A:3609:G:C6	1:A:3645:U:C4	2.53	0.95
3:GL:109:ARG:NH1	3:HG:126:ASP:OD2	1.99	0.95
3:FH:100:SER:OG	3:FH:105:ARG:NH1	1.99	0.95
3:GK:101:THR:HG23	3:JA:86:ARG:HH22	1.30	0.95
3:JI:56:SER:OG	3:JI:61:ASN:OD1	1.84	0.95
1:A:1064:A:N6	1:A:1216:C:O2	1.98	0.95
3:GD:82:PRO:O	3:GF:99:TYR:OH	1.82	0.95
3:GL:92:VAL:HG22	3:HG:92:VAL:HG22	1.49	0.95
3:JD:126:ASP:OD2	3:JH:109:ARG:NH2	1.99	0.95
3:IL:101:THR:HG22	3:IM:41:VAL:HG22	1.49	0.95
3:DM:65:GLN:NE2	3:DM:91:ASP:OD1	1.99	0.95
1:A:3572:U:O2	1:A:3915:A:N6	2.00	0.95
1:A:3592:A:N6	1:A:3659:C:N3	2.15	0.95
3:CJ:104:GLU:OE2	3:HJ:86:ARG:NH2	2.00	0.95
3:DM:24:ARG:NH2	3:MN:127:GLN:O	2.00	0.95
3:FM:46:LYS:NZ	3:FM:70:ASN:OD1	1.99	0.95
3:IH:114:ALA:HB1	3:NG:8:LEU:HD12	1.46	0.95
3:NE:57:ARG:O	3:NE:60:LYS:NZ	1.98	0.95
1:A:1285:G:O6	3:CG:57:ARG:NH2	2.00	0.95
1:A:2490:A:N7	1:A:2585:G:N2	2.14	0.95
1:A:2634:A:O2'	1:A:2635:A:O5'	1.84	0.95
3:KA:17:GLN:NE2	3:KA:18:THR:O	1.99	0.95
3:KH:85:THR:HG23	3:KH:86:ARG:HG3	1.49	0.95
1:A:1334:C:O2'	1:A:1335:A:OP1	1.83	0.95
3:CM:92:VAL:HG22	3:NA:92:VAL:HG22	1.48	0.95
3:CF:125:ILE:HG22	3:GM:109:ARG:NH2	1.81	0.95
3:GH:24:ARG:NH1	3:JE:129:ASN:OD1	1.99	0.95
3:EL:79:SER:OG	3:EL:81:ASP:OD1	1.82	0.94

Continued on next page...

Continued from previous page...

Atom-1	Atom-2	Interatomic distance (Å)	Clash overlap (Å)
3:GH:99:TYR:O	3:KB:86:ARG:NH1	2.00	0.94
1:A:3758:U:OP2	3:FD:60:LYS:NZ	1.99	0.94
3:CC:101:THR:HG23	3:DF:86:ARG:HH22	1.32	0.94
3:FI:103:GLU:OE1	3:KE:13:LYS:NZ	1.99	0.94
3:GD:46:LYS:NZ	3:GD:70:ASN:OD1	2.00	0.94
1:A:2513:A:O3'	3:LI:89:TYR:OH	1.84	0.94
3:GJ:13:LYS:NZ	3:GN:102:ASP:OD2	1.99	0.94
3:KJ:13:LYS:NZ	3:LE:103:GLU:O	2.00	0.94
3:JD:102:ASP:O	3:JH:13:LYS:NZ	2.01	0.94
1:A:1691:G:N2	1:A:1740:U:O4	2.00	0.94
1:A:622:C:O2	1:A:644:G:N2	2.00	0.94
3:B:8:LEU:HD21	3:B:11:ILE:HD11	1.49	0.94
3:IG:56:SER:OG	3:IG:58:ASN:OD1	1.86	0.94
1:A:2040:U:O4	1:A:2119:A:N6	2.01	0.94
1:A:2393:A:O2'	3:FK:67:LYS:NZ	1.99	0.94
3:BF:92:VAL:HG22	3:IN:92:VAL:HG22	1.49	0.94
3:BK:13:LYS:NZ	3:HK:102:ASP:OD1	2.01	0.94
3:CJ:24:ARG:NE	3:CJ:36:SER:OG	1.98	0.94
3:GM:126:ASP:OD2	3:GM:127:GLN:NE2	2.01	0.94
3:KC:99:TYR:O	3:LC:86:ARG:NH1	2.00	0.94
3:KI:101:THR:OG1	3:KI:104:GLU:OE1	1.85	0.94
3:LL:106:ALA:N	3:MB:126:ASP:OD1	2.00	0.94
1:A:1339:U:O2	1:A:1350:A:N6	2.01	0.94
3:FN:119:PRO:HA	3:FN:122:ILE:HD12	1.47	0.94
3:IF:97:THR:OG1	3:NI:86:ARG:NH2	2.01	0.94
3:LL:109:ARG:NH1	3:MB:126:ASP:OD2	2.01	0.94
1:A:3684:U:O2	1:A:3756:G:N2	2.01	0.93
3:NB:132:TYR:O	3:NF:2:LYS:NZ	2.01	0.93
3:EC:52:VAL:HG12	3:EC:64:VAL:HG22	1.46	0.93
3:FB:101:THR:HG22	3:FC:41:VAL:HG22	1.50	0.93
3:FG:128:LEU:HD22	3:KG:62:TYR:CE2	2.04	0.93
3:DG:97:THR:HG23	3:EJ:86:ARG:CZ	1.99	0.93
3:JI:52:VAL:HG12	3:JI:64:VAL:HG22	1.51	0.93
1:A:1709:G:OP2	3:JM:59:ARG:NH2	2.00	0.93
3:CB:97:THR:OG1	3:HC:86:ARG:NH2	2.01	0.93
1:A:1312:G:OP2	3:GM:63:LYS:NZ	2.02	0.93
3:LE:14:ASP:OD2	3:LE:16:LYS:NZ	2.01	0.93
1:A:52:A:O2'	1:A:286:U:O2'	1.85	0.93
1:A:619:A:N6	1:A:647:A:N3	2.17	0.93
3:CL:24:ARG:NH1	3:NC:129:ASN:OD1	2.02	0.93
3:GJ:52:VAL:HG12	3:GJ:64:VAL:HG22	1.51	0.93

Continued on next page...

Continued from previous page...

Atom-1	Atom-2	Interatomic distance (Å)	Clash overlap (Å)
1:A:2703:G:O2'	1:A:2704:A:O4'	1.87	0.93
1:A:3857:G:N7	1:A:3901:G:N2	2.15	0.93
3:BI:126:ASP:OD1	3:HM:109:ARG:NH1	2.01	0.93
1:A:497:A:O2'	1:A:500:A:N6	2.02	0.93
1:A:963:U:O2	1:A:1048:G:O6	1.87	0.93
1:A:2707:U:OP2	3:DD:89:TYR:OH	1.86	0.93
1:A:3833:U:O2'	3:LF:58:ASN:O	1.85	0.93
3:BJ:97:THR:OG1	3:BN:86:ARG:NH2	2.02	0.93
1:A:2639:C:OP1	3:EG:61:ASN:ND2	2.02	0.93
1:A:1217:A:OP1	3:HN:58:ASN:ND2	2.01	0.92
1:A:1371:G:O2'	3:GN:57:ARG:NH2	2.02	0.92
1:A:2616:G:O2'	1:A:2650:A:N6	2.02	0.92
1:A:2686:G:O6	1:A:2764:U:O2	1.87	0.92
3:HI:106:ALA:HB3	3:II:13:LYS:HZ2	1.34	0.92
3:LL:25:GLY:N	3:MI:129:ASN:OD1	2.02	0.92
1:A:68:A:O2'	1:A:320:A:N7	2.03	0.92
1:A:2238:G:N2	1:A:2253:G:N7	2.17	0.92
1:A:4130:G:OP1	3:FI:59:ARG:NH2	2.01	0.92
3:FH:125:ILE:O	3:FK:105:ARG:NH1	2.03	0.92
3:IB:93:THR:OG1	3:IK:91:ASP:OD1	1.86	0.92
3:LA:11:ILE:HD12	3:MD:110:THR:OG1	1.70	0.92
1:A:2292:A:O2'	1:A:2293:A:O4'	1.88	0.92
3:FF:86:ARG:NH2	3:LF:97:THR:OG1	2.03	0.92
3:GJ:68:ILE:HD11	3:GN:111:GLU:OE1	1.69	0.92
3:LN:45:GLU:O	3:LN:47:ARG:NH1	2.03	0.92
3:GD:126:ASP:OD1	3:KF:109:ARG:NH2	2.02	0.92
1:A:1128:A:O2'	1:A:1129:U:O4'	1.87	0.92
1:A:1341:A:N3	1:A:1755:A:N6	2.17	0.92
1:A:1887:A:O2'	1:A:1888:C:O4'	1.87	0.92
3:EC:62:TYR:CE1	3:LK:128:LEU:HD21	2.04	0.92
3:KH:114:ALA:HB3	3:KL:8:LEU:HD23	1.50	0.92
3:CN:46:LYS:NZ	3:CN:70:ASN:OD1	2.03	0.92
1:A:2320:U:O2'	1:A:2344:U:OP2	1.88	0.91
3:BI:92:VAL:HG22	3:HM:92:VAL:HG22	1.51	0.91
3:EE:125:ILE:O	3:LI:105:ARG:NH1	2.03	0.91
1:A:2438:C:O2'	1:A:2439:G:OP2	1.86	0.91
3:BB:24:ARG:NH2	3:MK:128:LEU:O	2.03	0.91
3:JG:46:LYS:NZ	3:JG:70:ASN:OD1	2.01	0.91
3:MF:24:ARG:NH2	3:MF:45:GLU:OE2	2.04	0.91
1:A:317:A:OP1	1:A:360:C:O2'	1.85	0.91
3:GL:111:GLU:OE2	3:HG:46:LYS:NZ	2.04	0.91

Continued on next page...

Continued from previous page...

Atom-1	Atom-2	Interatomic distance (Å)	Clash overlap (Å)
1:A:2050:U:O2	1:A:2111:G:O6	1.89	0.91
3:EA:132:TYR:O	3:LM:2:LYS:NZ	2.03	0.91
3:EC:105:ARG:NE	3:LK:125:ILE:O	2.03	0.91
3:FI:126:ASP:OD2	3:FI:127:GLN:NE2	2.04	0.91
3:FJ:103:GLU:O	3:HF:13:LYS:NZ	2.03	0.91
3:HJ:14:ASP:OD2	3:HJ:16:LYS:NZ	2.03	0.91
3:KM:126:ASP:OD2	3:MF:109:ARG:NH1	2.03	0.91
3:DC:114:ALA:HB3	3:EN:8:LEU:HD11	1.53	0.91
3:DE:102:ASP:O	3:EL:13:LYS:NZ	2.04	0.91
3:IA:56:SER:OG	3:IA:58:ASN:OD1	1.89	0.91
3:IH:13:LYS:NZ	3:NG:103:GLU:OE1	2.04	0.91
3:JF:126:ASP:OD2	3:KA:109:ARG:NH1	2.02	0.91
3:HN:46:LYS:NZ	3:HN:70:ASN:OD1	2.04	0.91
3:JH:77:ASN:O	3:LD:77:ASN:ND2	2.04	0.91
1:A:903:C:OP2	3:II:60:LYS:NZ	2.03	0.91
1:A:3300:U:O2	1:A:3320:G:O6	1.87	0.91
3:EC:92:VAL:HG22	3:LK:92:VAL:HG22	1.51	0.91
1:A:4191:G:O2'	1:A:4193:A:N6	2.04	0.91
3:DG:97:THR:O	3:DG:100:SER:OG	1.87	0.91
3:EA:92:VAL:HG22	3:LM:92:VAL:HG22	1.53	0.91
3:BE:2:LYS:NZ	3:CE:132:TYR:OXT	2.02	0.91
3:CD:92:VAL:HG22	3:HA:92:VAL:HG22	1.52	0.91
3:DE:106:ALA:HB3	3:EL:13:LYS:HZ2	1.33	0.91
3:KE:101:THR:HG22	3:KF:41:VAL:HG22	1.51	0.91
3:KL:74:CYS:SG	3:KL:85:THR:OG1	2.29	0.91
1:A:2492:C:O2'	1:A:2493:U:O5'	1.89	0.90
3:EG:13:LYS:NZ	3:GC:102:ASP:OD1	2.03	0.90
1:A:1225:A:O2'	1:A:1226:A:O4'	1.88	0.90
1:A:2051:U:O2	1:A:2053:A:N6	2.04	0.90
3:DC:1:ALA:N	3:EN:123:ASP:OD2	2.05	0.90
3:BM:132:TYR:OXT	3:DJ:2:LYS:NZ	2.03	0.90
3:GI:13:LYS:HZ2	3:JC:106:ALA:HB3	1.32	0.90
3:KK:122:ILE:O	3:MH:109:ARG:NH2	2.03	0.90
1:A:3303:G:O2'	1:A:3304:A:O4'	1.89	0.90
1:A:4135:C:O2'	3:KE:59:ARG:NH2	2.05	0.90
3:HI:103:GLU:O	3:II:13:LYS:NZ	2.04	0.90
3:JK:77:ASN:ND2	3:LA:77:ASN:O	2.05	0.90
3:MC:126:ASP:OD2	3:NJ:109:ARG:NH2	2.04	0.90
3:GH:86:ARG:NH2	3:KB:99:TYR:O	2.03	0.90
1:A:1328:U:O4	1:A:1594:C:N3	2.04	0.90
3:BA:44:LEU:HD11	3:BC:98:GLN:O	1.71	0.90

Continued on next page...

Continued from previous page...

Atom-1	Atom-2	Interatomic distance (Å)	Clash overlap (Å)
3:BC:106:ALA:HB3	3:ND:13:LYS:HZ2	1.34	0.90
3:BF:8:LEU:HD11	3:IN:114:ALA:CB	2.02	0.90
3:CA:116:LEU:HD22	3:DH:113:ALA:HB2	1.53	0.90
3:EI:125:ILE:HG22	3:GA:64:VAL:HG21	1.53	0.90
1:A:2633:G:O6	1:A:2637:U:O2	1.89	0.90
3:D:47:ARG:HD3	3:D:49:THR:HG23	1.53	0.90
3:BB:92:VAL:HG22	3:MA:92:VAL:HG22	1.52	0.90
3:BG:91:ASP:OD1	3:IA:93:THR:OG1	1.89	0.90
3:DA:92:VAL:HG22	3:MM:92:VAL:HG22	1.50	0.90
3:IC:122:ILE:HG22	3:JN:109:ARG:HH22	1.36	0.90
3:IK:37:GLN:OE1	3:IK:46:LYS:NZ	2.04	0.90
1:A:1416:C:OP2	3:GA:57:ARG:NH2	2.04	0.90
3:GH:121:LEU:O	3:GH:125:ILE:HG22	1.72	0.90
3:HN:13:LYS:NZ	3:ID:103:GLU:O	2.05	0.90
3:GD:126:ASP:O	3:KF:105:ARG:NH2	2.05	0.90
3:MA:98:GLN:OE1	3:MB:43:ALA:HB2	1.72	0.90
3:BB:99:TYR:O	3:MA:86:ARG:NH2	2.04	0.89
3:EK:121:LEU:O	3:FM:109:ARG:NH2	2.05	0.89
3:JJ:30:ASN:OD1	3:JJ:32:VAL:HG23	1.72	0.89
3:JK:86:ARG:NH1	3:KN:99:TYR:O	2.05	0.89
3:KM:104:GLU:OE2	3:MF:86:ARG:NH1	2.05	0.89
1:A:2641:U:OP1	3:EG:67:LYS:NZ	2.05	0.89
3:FL:46:LYS:NZ	3:FL:70:ASN:OD1	2.04	0.89
3:GF:37:GLN:NE2	3:GF:38:ALA:O	2.05	0.89
3:IJ:77:ASN:ND2	3:NF:77:ASN:O	2.04	0.89
3:MB:37:GLN:NE2	3:MB:38:ALA:O	2.06	0.89
1:A:3534:G:OP2	1:A:3535:A:N6	2.05	0.89
3:CC:119:PRO:HA	3:CC:122:ILE:HD12	1.54	0.89
3:EI:24:ARG:NH1	3:EI:36:SER:OG	2.05	0.89
3:GL:86:ARG:NH1	3:HG:99:TYR:O	2.06	0.89
3:NG:14:ASP:OD2	3:NG:16:LYS:NZ	2.04	0.89
1:A:100:A:N7	1:A:114:U:O2'	2.06	0.89
1:A:343:U:O2	1:A:424:G:N2	2.06	0.89
1:A:2280:U:O4	1:A:2306:A:N6	2.05	0.89
3:BM:126:ASP:OD1	3:DJ:109:ARG:NH2	2.06	0.89
3:CC:97:THR:O	3:CC:100:SER:OG	1.88	0.89
1:A:2248:G:OP1	3:HF:67:LYS:NZ	2.05	0.89
3:BG:122:ILE:HG22	3:IA:109:ARG:HH12	1.35	0.89
3:BJ:86:ARG:NH2	3:BN:97:THR:OG1	2.04	0.89
3:CH:12:GLY:H	3:HL:110:THR:HG21	1.35	0.89
3:DM:77:ASN:O	3:MN:77:ASN:ND2	2.04	0.89

Continued on next page...

Continued from previous page...

Atom-1	Atom-2	Interatomic distance (Å)	Clash overlap (Å)
3:FD:109:ARG:HE	3:FD:110:THR:HG23	1.36	0.89
3:JD:102:ASP:OD1	3:JD:103:GLU:N	2.05	0.89
3:JK:114:ALA:HB3	3:KN:8:LEU:HD11	1.52	0.89
1:A:563:U:O2	1:A:604:G:O6	1.90	0.89
1:A:1967:G:OP2	3:IE:61:ASN:ND2	2.06	0.89
3:GD:116:LEU:HD22	3:KF:113:ALA:HB2	1.55	0.89
3:IC:46:LYS:NZ	3:IC:70:ASN:OD1	2.05	0.89
1:A:2380:C:N4	1:A:2404:C:O2	2.06	0.89
1:A:3934:G:O2'	1:A:3935:G:O5'	1.89	0.89
2:M:366:ARG:NH1	2:M:368:VAL:O	2.04	0.89
1:A:1133:U:O2	3:LN:59:ARG:NH1	2.06	0.89
3:MC:79:SER:OG	3:MC:81:ASP:OD1	1.91	0.89
1:A:3536:G:N2	1:A:3556:A:N6	2.21	0.89
1:A:4158:A:O2'	3:FG:30:ASN:OD1	1.90	0.89
3:BM:91:ASP:OD2	3:DJ:93:THR:OG1	1.91	0.89
1:A:1064:A:OP2	1:A:1216:C:N4	2.05	0.89
3:ME:92:VAL:HG22	3:NH:92:VAL:HG22	1.53	0.89
3:ND:79:SER:OG	3:ND:81:ASP:OD1	1.90	0.88
3:CJ:37:GLN:OE1	3:CJ:46:LYS:NZ	2.06	0.88
3:FI:86:ARG:NH1	3:KE:99:TYR:O	2.05	0.88
3:FL:87:GLN:OE1	3:FL:89:TYR:OH	1.90	0.88
3:JJ:65:GLN:OE1	3:JJ:93:THR:OG1	1.90	0.88
3:LN:37:GLN:N	3:LN:45:GLU:OE2	2.04	0.88
1:A:376:G:O2'	1:A:377:G:OP2	1.92	0.88
1:A:3341:G:O2'	1:A:3342:C:O4'	1.91	0.88
3:BE:126:ASP:OD2	3:CE:109:ARG:NH1	2.07	0.88
3:BH:132:TYR:OXT	3:IN:2:LYS:NZ	2.07	0.88
3:CG:6:VAL:HG12	3:CG:8:LEU:HD11	1.53	0.88
3:FB:5:THR:OG1	3:FB:22:ASN:OD1	1.91	0.88
3:GJ:128:LEU:HD12	3:GN:105:ARG:HH12	1.35	0.88
1:A:327:A:O2'	1:A:328:G:O5'	1.92	0.88
3:EJ:56:SER:N	3:EJ:59:ARG:O	2.05	0.88
3:FE:103:GLU:OE2	3:KI:13:LYS:NZ	2.06	0.88
3:FG:70:ASN:HD22	3:KG:108:VAL:HG22	1.35	0.88
3:CJ:92:VAL:HG22	3:HJ:92:VAL:HG22	1.54	0.88
3:JG:86:ARG:NH2	3:LD:104:GLU:OE2	2.05	0.88
3:JK:93:THR:OG1	3:KN:91:ASP:OD1	1.90	0.88
3:KN:82:PRO:O	3:LB:99:TYR:OH	1.90	0.88
3:BD:122:ILE:O	3:JB:105:ARG:NH2	2.07	0.88
3:ED:24:ARG:NH2	3:FA:127:GLN:O	2.07	0.88
3:FD:5:THR:OG1	3:FD:22:ASN:OD1	1.89	0.88

Continued on next page...

Continued from previous page...

Atom-1	Atom-2	Interatomic distance (Å)	Clash overlap (Å)
3:LL:56:SER:OG	3:LL:58:ASN:OD1	1.90	0.88
3:CM:87:GLN:OE1	3:CM:89:TYR:OH	1.90	0.88
3:DA:93:THR:OG1	3:MM:91:ASP:OD2	1.90	0.88
3:KC:103:GLU:O	3:LC:13:LYS:NZ	2.07	0.88
3:KH:91:ASP:OD1	3:KL:93:THR:OG1	1.91	0.88
1:A:2879:G:OP2	1:A:2881:A:N6	2.06	0.88
3:DG:103:GLU:OE2	3:EJ:13:LYS:NZ	2.05	0.88
3:EI:8:LEU:HD12	3:GA:114:ALA:HB1	1.53	0.88
3:IF:102:ASP:OD2	3:NI:13:LYS:NZ	2.05	0.88
1:A:2245:C:OP2	3:HF:89:TYR:OH	1.92	0.88
3:GD:13:LYS:HE3	3:KF:106:ALA:HB3	1.54	0.88
3:HD:101:THR:OG1	3:HD:104:GLU:OE1	1.90	0.88
3:IF:12:GLY:H	3:NI:110:THR:HG21	1.38	0.88
3:JG:110:THR:OG1	3:LD:11:ILE:HD12	1.73	0.88
1:A:8:C:O2'	3:CH:58:ASN:OD1	1.92	0.88
3:LH:24:ARG:NH2	3:MG:128:LEU:O	2.06	0.88
3:CF:110:THR:HG21	3:GM:12:GLY:H	1.38	0.87
3:DC:46:LYS:NZ	3:DC:70:ASN:OD1	2.08	0.87
3:EF:8:LEU:HD11	3:FA:114:ALA:HB3	1.54	0.87
3:LE:37:GLN:NE2	3:LE:38:ALA:O	2.08	0.87
3:EA:13:LYS:NZ	3:LM:103:GLU:OE1	2.07	0.87
3:ME:105:ARG:NH2	3:MF:40:ALA:O	2.06	0.87
1:A:1784:C:O2'	1:A:1811:U:OP2	1.91	0.87
1:A:2160:A:O2'	1:A:2162:G:OP2	1.91	0.87
1:A:2515:U:OP1	3:EE:63:LYS:NZ	2.07	0.87
3:KK:19:LEU:HD21	3:KK:21:LEU:HD21	1.56	0.87
1:A:2325:C:O2	1:A:2345:G:N2	2.08	0.87
1:A:3350:G:OP2	3:MD:59:ARG:NH2	2.08	0.87
3:EK:125:ILE:HG22	3:FM:64:VAL:HG21	1.55	0.87
1:A:1345:U:O2'	1:A:1346:G:O4'	1.90	0.87
1:A:2421:G:OP2	1:A:2965:C:O2'	1.91	0.87
3:DL:110:THR:HG23	3:MN:11:ILE:HD12	1.54	0.87
1:A:1308:A:OP1	3:CF:59:ARG:NH2	2.07	0.87
1:A:2492:C:N4	1:A:2526:U:O2	2.07	0.87
1:A:4041:U:O2'	1:A:4042:A:O4'	1.93	0.87
3:BK:8:LEU:HD12	3:HK:114:ALA:CB	2.04	0.87
3:DB:126:ASP:O	3:DK:105:ARG:NH2	2.08	0.87
3:JF:102:ASP:OD1	3:KA:13:LYS:NZ	2.08	0.87
1:A:2706:U:O2	3:DC:57:ARG:NH1	2.08	0.87
1:A:3662:C:O2	3:FD:87:GLN:NE2	2.07	0.87
3:BI:121:LEU:O	3:HM:109:ARG:NH2	2.08	0.87

Continued on next page...

Continued from previous page...

Atom-1	Atom-2	Interatomic distance (Å)	Clash overlap (Å)
3:CL:56:SER:OG	3:CL:58:ASN:OD1	1.93	0.87
3:DE:101:THR:OG1	3:DE:103:GLU:OE1	1.91	0.87
3:HH:27:ASN:OD1	3:HH:29:THR:OG1	1.93	0.87
1:A:3655:U:OP2	3:FC:57:ARG:NH1	2.08	0.87
3:GK:109:ARG:NH2	3:JA:126:ASP:OD2	2.08	0.87
3:GL:114:ALA:HB1	3:HG:8:LEU:HD12	1.57	0.87
3:LA:2:LYS:NZ	3:MD:132:TYR:O	2.08	0.87
3:LJ:48:VAL:HG22	3:LJ:68:ILE:HD13	1.55	0.87
1:A:996:U:O2'	1:A:3199:C:OP1	1.93	0.86
1:A:1010:C:O2'	3:IH:57:ARG:NE	2.08	0.86
1:A:2633:G:O6	1:A:2637:U:C2	2.28	0.86
3:EE:99:TYR:OH	3:EF:82:PRO:O	1.91	0.86
3:DG:13:LYS:HZ3	3:EJ:103:GLU:HA	1.38	0.86
3:EM:46:LYS:NZ	3:EM:70:ASN:OD1	2.07	0.86
3:FI:127:GLN:O	3:KF:24:ARG:NH2	2.08	0.86
3:HD:46:LYS:NZ	3:HD:70:ASN:OD1	2.06	0.86
1:A:1456:A:OP1	3:EL:27:ASN:ND2	2.09	0.86
3:FN:104:GLU:OE1	3:HB:70:ASN:ND2	2.07	0.86
1:A:984:G:O6	1:A:1025:U:O2	1.93	0.86
1:A:3540:U:OP2	3:GD:57:ARG:NE	2.08	0.86
1:A:3575:U:O2	1:A:3912:A:N6	2.09	0.86
3:MN:67:LYS:NZ	3:MN:91:ASP:OD2	2.06	0.86
1:A:1499:G:N3	3:BM:57:ARG:NH2	2.23	0.86
3:DE:8:LEU:HD11	3:EL:114:ALA:HB3	1.55	0.86
3:HE:46:LYS:NZ	3:HE:70:ASN:OD1	2.09	0.86
3:LJ:21:LEU:HD11	3:LJ:48:VAL:HG21	1.58	0.86
3:BK:24:ARG:NH1	3:BN:129:ASN:OD1	2.07	0.86
3:IA:32:VAL:HG22	3:IA:51:SER:HB3	1.58	0.86
3:LG:12:GLY:N	3:MG:110:THR:HG21	1.91	0.86
3:BI:105:ARG:NE	3:HM:128:LEU:HD11	1.90	0.86
3:CF:12:GLY:N	3:GM:110:THR:HG21	1.91	0.86
3:GK:24:ARG:NH2	3:GN:127:GLN:O	2.08	0.86
3:KM:100:SER:OG	3:KM:105:ARG:NH1	2.08	0.86
1:A:1781:A:OP2	3:BD:67:LYS:NZ	2.08	0.86
3:IH:103:GLU:OE1	3:NG:13:LYS:NZ	2.09	0.86
3:JJ:125:ILE:O	3:JJ:128:LEU:HD12	1.74	0.86
3:MC:105:ARG:CZ	3:NJ:128:LEU:HD12	2.05	0.86
1:A:3781:U:O2	1:A:3835:C:N4	2.09	0.86
3:B:102:ASP:OD1	3:B:105:ARG:NH2	2.07	0.86
3:BB:101:THR:HG23	3:MA:86:ARG:HH22	1.40	0.86
3:BG:111:GLU:OE1	3:IA:68:ILE:HG21	1.75	0.86

Continued on next page...

Continued from previous page...

Atom-1	Atom-2	Interatomic distance (Å)	Clash overlap (Å)
3:BM:102:ASP:OD2	3:BM:103:GLU:N	2.09	0.86
1:A:3536:G:O2'	1:A:3537:U:O4'	1.94	0.85
3:CD:70:ASN:ND2	3:HA:104:GLU:OE2	2.09	0.85
3:FF:77:ASN:ND2	3:LG:77:ASN:O	2.08	0.85
3:IF:44:LEU:HD13	3:IH:98:GLN:OE1	1.76	0.85
3:JF:126:ASP:O	3:KA:105:ARG:NH1	2.08	0.85
3:LN:105:ARG:NE	3:MI:128:LEU:HD11	1.91	0.85
3:MH:11:ILE:HG22	3:MH:17:GLN:O	1.76	0.85
1:A:1021:G:OP2	3:NG:59:ARG:NH2	2.09	0.85
3:BK:115:LEU:HD11	3:HK:48:VAL:HG11	1.55	0.85
3:GE:109:ARG:NH2	3:HE:122:ILE:O	2.08	0.85
1:A:2990:U:OP2	1:A:3948:U:O2'	1.95	0.85
1:A:4202:G:OP2	2:M:383:ARG:NH1	2.07	0.85
3:CL:81:ASP:OD1	3:NC:86:ARG:NH1	2.09	0.85
3:EH:109:ARG:HE	3:EH:110:THR:HG23	1.39	0.85
3:MB:74:CYS:SG	3:MB:85:THR:OG1	2.32	0.85
3:IB:129:ASN:OD1	3:II:25:GLY:N	2.09	0.85
3:IJ:86:ARG:NH2	3:NE:97:THR:OG1	2.10	0.85
1:A:1294:U:OP1	3:BL:67:LYS:NZ	2.10	0.85
3:BD:132:TYR:CE2	3:JB:26:VAL:HG11	2.12	0.85
3:FH:126:ASP:O	3:FK:105:ARG:NH1	2.10	0.85
1:A:2434:A:N6	1:A:2792:U:O2	2.09	0.85
3:CJ:8:LEU:HD11	3:HJ:114:ALA:CB	2.05	0.85
3:DL:24:ARG:NH1	3:ML:129:ASN:OD1	2.09	0.85
3:FF:8:LEU:HD11	3:LF:114:ALA:CB	2.06	0.85
3:GI:92:VAL:HG22	3:JC:92:VAL:HG22	1.57	0.85
3:LA:56:SER:OG	3:LA:58:ASN:OD1	1.94	0.85
3:LN:127:GLN:O	3:MG:24:ARG:NH1	2.08	0.85
1:A:3478:A:N6	1:A:3503:U:O4	2.10	0.85
1:A:3536:G:C2	1:A:3556:A:N6	2.44	0.85
3:FB:24:ARG:NH2	3:LH:127:GLN:O	2.08	0.85
3:FD:92:VAL:HG22	3:LH:92:VAL:HG22	1.57	0.85
3:NB:128:LEU:HD21	3:NF:62:TYR:CD2	2.12	0.85
1:A:946:U:O2'	1:A:1236:C:O3'	1.93	0.85
1:A:3605:U:O4	3:FB:57:ARG:NH2	2.09	0.85
1:A:3634:A:OP1	3:ED:59:ARG:NH2	2.10	0.85
3:CK:92:VAL:HG22	3:NC:92:VAL:HG22	1.58	0.85
3:FG:65:GLN:OE1	3:FG:93:THR:OG1	1.93	0.85
3:FN:87:GLN:OE1	3:FN:89:TYR:OH	1.95	0.85
1:A:4130:G:O2'	1:A:4147:U:O4	1.93	0.85
1:A:4191:G:N2	1:A:4193:A:C8	2.44	0.85

Continued on next page...

Continued from previous page...

Atom-1	Atom-2	Interatomic distance (Å)	Clash overlap (Å)
3:BA:8:LEU:HD11	3:MK:114:ALA:HB3	1.59	0.85
3:DK:121:LEU:O	3:DK:125:ILE:HG22	1.77	0.85
3:FG:24:ARG:NH2	3:FG:45:GLU:OE2	2.10	0.85
3:GG:17:GLN:N	3:GG:17:GLN:OE1	2.10	0.85
1:A:2184:C:O2'	1:A:2189:C:OP2	1.94	0.85
1:A:3723:C:O4'	3:ML:63:LYS:NZ	2.10	0.85
3:IH:105:ARG:NE	3:NG:128:LEU:HD11	1.92	0.85
3:JI:103:GLU:OE1	3:LB:13:LYS:NZ	2.10	0.85
3:KM:102:ASP:OD1	3:KM:105:ARG:NH2	2.09	0.85
3:FK:11:ILE:HD11	3:FK:19:LEU:HD23	1.58	0.84
3:GE:91:ASP:OD2	3:HE:93:THR:OG1	1.93	0.84
3:GJ:114:ALA:HB3	3:GN:8:LEU:HD11	1.58	0.84
3:NB:72:THR:OG1	3:NF:104:GLU:OE1	1.95	0.84
1:A:870:C:OP2	1:A:956:A:O2'	1.95	0.84
1:A:902:G:OP1	3:II:60:LYS:NZ	2.10	0.84
1:A:2923:G:O2'	1:A:2924:A:OP1	1.94	0.84
3:DA:110:THR:OG1	3:MM:11:ILE:HD12	1.77	0.84
3:DG:103:GLU:HA	3:EJ:13:LYS:HZ1	1.41	0.84
3:BL:86:ARG:NH1	3:CG:99:TYR:O	2.10	0.84
3:CC:14:ASP:OD2	3:CC:16:LYS:NZ	2.10	0.84
3:DA:123:ASP:OD1	3:MM:1:ALA:N	2.09	0.84
3:EF:114:ALA:CB	3:FA:8:LEU:HD11	2.06	0.84
1:A:2996:C:O2	1:A:3393:G:N2	2.09	0.84
3:CF:86:ARG:NH1	3:GN:81:ASP:OD2	2.10	0.84
3:ED:86:ARG:NH1	3:EH:97:THR:OG1	2.09	0.84
3:EI:131:ALA:HB1	3:GA:3:LEU:HD21	1.59	0.84
1:A:8:C:OP2	3:CH:63:LYS:NZ	2.10	0.84
3:BH:81:ASP:OD1	3:IA:86:ARG:NH1	2.09	0.84
3:JC:52:VAL:HG12	3:JC:64:VAL:HG22	1.60	0.84
3:JJ:3:LEU:HD21	3:JJ:33:ALA:HB1	1.57	0.84
3:LG:103:GLU:O	3:MG:13:LYS:NZ	2.10	0.84
3:CB:126:ASP:OD2	3:HC:109:ARG:NH2	2.11	0.84
3:EB:2:LYS:NZ	3:MJ:132:TYR:O	2.10	0.84
3:EE:17:GLN:NE2	3:EE:18:THR:O	2.10	0.84
3:FE:8:LEU:HD11	3:KI:114:ALA:HB3	1.59	0.84
3:GG:86:ARG:NH1	3:JE:104:GLU:OE2	2.09	0.84
3:MI:57:ARG:O	3:MI:59:ARG:NH1	2.10	0.84
1:A:1172:U:O4	3:NJ:57:ARG:NH1	2.11	0.84
1:A:1827:A:O2'	3:GK:59:ARG:NH2	2.11	0.84
1:A:1968:G:OP2	3:IE:59:ARG:NH2	2.10	0.84
3:BE:103:GLU:OE2	3:CE:13:LYS:NZ	2.09	0.84

Continued on next page...

Continued from previous page...

Atom-1	Atom-2	Interatomic distance (Å)	Clash overlap (Å)
3:BM:47:ARG:NH1	3:BM:69:GLN:OE1	2.11	0.84
3:CF:100:SER:OG	3:CF:105:ARG:NH1	2.10	0.84
3:DL:116:LEU:HD22	3:MN:113:ALA:HB2	1.59	0.84
3:EE:60:LYS:O	3:EE:61:ASN:ND2	2.10	0.84
3:FH:15:GLY:O	3:FH:16:LYS:NZ	2.09	0.84
3:NF:56:SER:OG	3:NF:58:ASN:OD1	1.94	0.84
3:EE:105:ARG:NH2	3:LI:126:ASP:O	2.09	0.84
3:FF:70:ASN:OD1	3:FF:88:ALA:HB3	1.77	0.84
3:GG:132:TYR:CE1	3:JE:26:VAL:HG11	2.13	0.84
3:MB:2:LYS:NZ	3:MC:4:GLU:OE1	2.10	0.84
3:CD:93:THR:OG1	3:HA:91:ASP:OD1	1.95	0.84
3:FD:24:ARG:NH1	3:GB:129:ASN:OD1	2.10	0.84
3:FF:26:VAL:O	3:KG:132:TYR:OH	1.95	0.84
3:FL:125:ILE:HD11	3:HD:64:VAL:HG11	1.59	0.84
3:IF:103:GLU:OE2	3:NI:13:LYS:NZ	2.10	0.84
3:JJ:99:TYR:OH	3:JK:84:VAL:HG22	1.77	0.84
1:A:96:C:O2	1:A:153:A:N6	2.11	0.84
1:A:3418:U:O2'	1:A:3419:U:O5'	1.95	0.84
3:CF:101:THR:HG23	3:GM:86:ARG:HH22	1.43	0.84
3:FG:92:VAL:HG22	3:KG:92:VAL:HG22	1.60	0.84
3:HI:2:LYS:NZ	3:II:132:TYR:O	2.10	0.84
3:IH:102:ASP:OD1	3:IH:103:GLU:N	2.11	0.84
3:LN:103:GLU:O	3:MI:13:LYS:NZ	2.11	0.84
1:A:3924:U:O2'	3:KG:63:LYS:NZ	2.11	0.83
2:M:81:THR:OG1	2:M:383:ARG:NH2	2.11	0.83
3:BH:34:SER:O	3:BH:35:LEU:HD23	1.78	0.83
3:DM:109:ARG:NH1	3:EM:122:ILE:HG22	1.93	0.83
3:EG:115:LEU:HD23	3:GC:8:LEU:HD21	1.58	0.83
3:KI:51:SER:OG	3:KI:65:GLN:NE2	2.11	0.83
1:A:3544:G:OP2	3:KF:89:TYR:OH	1.95	0.83
3:BE:103:GLU:O	3:CE:13:LYS:NZ	2.12	0.83
3:FB:99:TYR:OH	3:FC:82:PRO:O	1.94	0.83
1:A:1961:U:OP2	3:JK:57:ARG:NH2	2.11	0.83
3:BJ:48:VAL:HG22	3:BJ:68:ILE:CD1	2.09	0.83
3:DB:52:VAL:HG12	3:DB:64:VAL:HG22	1.60	0.83
3:ED:116:LEU:HD22	3:EH:113:ALA:HB2	1.58	0.83
3:JD:110:THR:OG1	3:JH:11:ILE:HD12	1.77	0.83
1:A:2377:A:O2'	1:A:2378:C:OP2	1.95	0.83
1:A:2390:A:OP2	3:FH:59:ARG:NH2	2.11	0.83
1:A:2871:G:O6	1:A:2886:U:O2	1.95	0.83
3:DH:79:SER:OG	3:DH:81:ASP:OD1	1.96	0.83

Continued on next page...

Continued from previous page...

Atom-1	Atom-2	Interatomic distance (Å)	Clash overlap (Å)
3:FB:105:ARG:NH2	3:LJ:126:ASP:O	2.11	0.83
3:IJ:2:LYS:NZ	3:NE:132:TYR:O	2.10	0.83
3:LA:122:ILE:O	3:MD:109:ARG:NH2	2.11	0.83
3:MG:4:GLU:N	3:MG:4:GLU:OE1	2.11	0.83
1:A:2290:C:N4	1:A:2294:A:OP2	2.12	0.83
1:A:3881:C:O2'	1:A:3882:U:O4'	1.95	0.83
3:BK:116:LEU:HD21	3:HK:112:LEU:HD22	1.59	0.83
3:ED:23:PRO:O	3:ED:24:ARG:NH1	2.12	0.83
3:EI:101:THR:OG1	3:EI:103:GLU:OE1	1.95	0.83
3:FI:105:ARG:NH1	3:KE:125:ILE:O	2.11	0.83
3:IJ:92:VAL:HG22	3:NE:92:VAL:HG22	1.61	0.83
3:KD:3:LEU:HD12	3:KD:35:LEU:HD21	1.59	0.83
3:BL:92:VAL:HG22	3:CG:92:VAL:HG22	1.61	0.83
3:EN:27:ASN:OD1	3:EN:29:THR:OG1	1.96	0.83
3:GH:116:LEU:HD21	3:KB:112:LEU:HD22	1.60	0.83
1:A:2051:U:O2'	1:A:2053:A:N1	2.11	0.83
1:A:2680:U:OP1	3:DE:59:ARG:NH2	2.11	0.83
3:GD:13:LYS:CE	3:KF:106:ALA:HB3	2.08	0.83
3:GE:127:GLN:O	3:HF:24:ARG:NH2	2.11	0.83
3:JD:13:LYS:NZ	3:JH:102:ASP:OD2	2.11	0.83
3:JD:56:SER:OG	3:JD:58:ASN:OD1	1.97	0.83
1:A:65:C:N4	1:A:364:G:OP1	2.12	0.83
1:A:409:C:N4	1:A:411:G:O6	2.11	0.83
1:A:2016:U:O2'	1:A:2017:U:O4'	1.96	0.83
1:A:2558:U:O2	3:DN:60:LYS:NZ	2.12	0.83
3:NC:68:ILE:CG2	3:NC:90:ALA:HB3	2.07	0.83
2:M:67:ARG:NH2	2:M:82:THR:O	2.10	0.83
3:CE:8:LEU:CD2	3:CE:11:ILE:HD11	2.09	0.83
3:DM:97:THR:HG23	3:EM:86:ARG:CZ	2.09	0.83
1:A:1493:C:OP2	3:BJ:63:LYS:NZ	2.11	0.83
3:BD:111:GLU:OE2	3:JB:68:ILE:HG21	1.79	0.83
3:BI:125:ILE:HG22	3:HM:64:VAL:HG21	1.60	0.83
3:EF:114:ALA:HB3	3:FA:8:LEU:HD11	1.61	0.83
3:GH:56:SER:OG	3:GH:58:ASN:OD1	1.97	0.83
3:ID:11:ILE:HG22	3:ID:17:GLN:O	1.78	0.83
1:A:291:C:O2'	1:A:292:C:OP1	1.97	0.82
1:A:366:U:O2'	1:A:816:U:O2'	1.97	0.82
1:A:933:C:O3'	3:BI:59:ARG:NH1	2.11	0.82
3:BH:62:TYR:HD1	3:IL:128:LEU:HD22	1.41	0.82
3:GL:62:TYR:OH	3:GL:98:GLN:NE2	2.12	0.82
3:JG:82:PRO:O	3:JI:99:TYR:OH	1.97	0.82

Continued on next page...

Continued from previous page...

Atom-1	Atom-2	Interatomic distance (Å)	Clash overlap (Å)
3:LA:115:LEU:HD22	3:MD:8:LEU:HD11	1.60	0.82
1:A:1779:A:OP1	3:BF:60:LYS:NZ	2.12	0.82
3:CC:86:ARG:NH2	3:DF:99:TYR:HB2	1.94	0.82
3:FI:92:VAL:HG22	3:KE:92:VAL:HG22	1.59	0.82
3:IE:102:ASP:OD1	3:JL:13:LYS:NZ	2.12	0.82
3:CD:99:TYR:O	3:HA:86:ARG:NH1	2.13	0.82
3:FN:100:SER:OG	3:FN:105:ARG:NH1	2.12	0.82
3:GJ:54:GLN:N	3:GJ:54:GLN:OE1	2.12	0.82
3:JG:60:LYS:HB3	3:JG:61:ASN:ND2	1.94	0.82
3:MC:111:GLU:OE1	3:NJ:68:ILE:HD13	1.78	0.82
3:MH:97:THR:OG1	3:MH:98:GLN:OE1	1.95	0.82
3:BH:26:VAL:O	3:HM:132:TYR:OH	1.96	0.82
3:EE:8:LEU:CD1	3:LI:114:ALA:HB3	2.09	0.82
3:ID:81:ASP:OD2	3:JN:86:ARG:NH1	2.13	0.82
3:NE:102:ASP:OD1	3:NE:103:GLU:N	2.12	0.82
1:A:3580:U:O2	1:A:3843:A:N6	2.13	0.82
3:BI:120:LEU:HD11	3:HM:6:VAL:HG21	1.62	0.82
3:FE:82:PRO:O	3:FG:99:TYR:OH	1.95	0.82
1:A:3412:U:O4	1:A:3456:C:N3	2.12	0.82
3:GM:102:ASP:OD1	3:GM:103:GLU:N	2.12	0.82
3:II:101:THR:OG1	3:II:104:GLU:OE1	1.97	0.82
1:A:3244:U:O5'	3:KK:57:ARG:NE	2.13	0.82
1:A:4058:C:O2'	1:A:4059:C:O5'	1.98	0.82
3:BF:56:SER:OG	3:BF:59:ARG:NE	2.12	0.82
3:EI:23:PRO:HA	3:EI:35:LEU:HD23	1.62	0.82
1:A:1740:U:O2	3:BF:57:ARG:NH2	2.12	0.82
3:BE:8:LEU:HD12	3:CE:114:ALA:HB3	1.62	0.82
3:EI:127:GLN:O	3:FM:24:ARG:NH2	2.13	0.82
3:GK:11:ILE:HD12	3:JA:110:THR:OG1	1.80	0.82
3:IE:8:LEU:CD2	3:JL:115:LEU:HD22	2.09	0.82
1:A:1435:A:O4'	3:FM:89:TYR:OH	1.98	0.82
1:A:1479:G:N2	1:A:1516:G:O6	2.13	0.82
3:BH:65:GLN:NE2	3:BH:91:ASP:OD1	2.13	0.82
3:DL:122:ILE:HD12	3:MN:109:ARG:CZ	2.09	0.82
3:EE:126:ASP:O	3:LI:105:ARG:NH2	2.11	0.82
3:HN:86:ARG:NH1	3:IE:81:ASP:OD1	2.13	0.82
3:KF:126:ASP:OD2	3:KF:127:GLN:NE2	2.13	0.82
3:MC:68:ILE:CG2	3:MC:90:ALA:HB3	2.09	0.82
1:A:1313:U:O2'	1:A:1316:A:N1	2.12	0.82
1:A:2656:A:O2'	1:A:2657:A:O5'	1.98	0.82
3:DL:24:ARG:NH1	3:ML:127:GLN:O	2.13	0.82

Continued on next page...

Continued from previous page...

Atom-1	Atom-2	Interatomic distance (Å)	Clash overlap (Å)
3:FI:100:SER:OG	3:FI:104:GLU:OE1	1.97	0.82
3:LA:11:ILE:HG22	3:LA:17:GLN:O	1.80	0.82
1:A:498:G:O2'	3:HK:69:GLN:NE2	2.13	0.81
3:BM:93:THR:OG1	3:DJ:91:ASP:OD1	1.97	0.81
3:CN:132:TYR:HE1	3:DD:26:VAL:HG21	1.43	0.81
3:EB:116:LEU:HD12	3:MJ:112:LEU:HD22	1.60	0.81
3:EE:11:ILE:HG23	3:LI:110:THR:OG1	1.81	0.81
3:JK:26:VAL:HG11	3:KN:132:TYR:CE1	2.14	0.81
3:LF:98:GLN:N	3:LF:98:GLN:OE1	2.11	0.81
1:A:2289:A:OP1	3:GJ:59:ARG:NH2	2.13	0.81
1:A:3412:U:O4	1:A:3456:C:C4	2.32	0.81
3:BH:99:TYR:O	3:IL:86:ARG:NH1	2.12	0.81
3:FM:27:ASN:OD1	3:FM:29:THR:OG1	1.98	0.81
1:A:1259:C:O2	1:A:1287:U:N3	2.14	0.81
1:A:2351:C:O2'	1:A:2353:U:OP2	1.99	0.81
3:EC:132:TYR:OH	3:LJ:26:VAL:O	1.97	0.81
3:EF:11:ILE:HD12	3:FA:110:THR:HB	1.61	0.81
3:GG:13:LYS:HZ2	3:JE:106:ALA:HB3	1.45	0.81
3:GH:86:ARG:HH12	3:KB:101:THR:HG23	1.44	0.81
3:HI:106:ALA:HB2	3:II:126:ASP:OD1	1.80	0.81
3:IE:102:ASP:OD1	3:IE:103:GLU:N	2.12	0.81
3:BL:125:ILE:CD1	3:CG:64:VAL:HG11	2.11	0.81
3:LN:106:ALA:HB3	3:MI:13:LYS:HZ2	1.44	0.81
3:ME:128:LEU:O	3:ME:128:LEU:HD23	1.80	0.81
3:EI:37:GLN:NE2	3:EI:38:ALA:O	2.13	0.81
3:EI:45:GLU:OE2	3:EI:47:ARG:NH1	2.14	0.81
3:EL:17:GLN:N	3:EL:17:GLN:OE1	2.14	0.81
3:DG:115:LEU:O	3:DG:121:LEU:HD12	1.81	0.81
3:DL:110:THR:HG21	3:MN:12:GLY:N	1.94	0.81
1:A:234:C:O2'	3:NI:57:ARG:NH2	2.14	0.81
1:A:594:C:O2'	1:A:2855:U:OP1	1.97	0.81
3:BC:3:LEU:HD13	3:BC:23:PRO:HB3	1.61	0.81
3:FG:24:ARG:NH1	3:LF:128:LEU:O	2.14	0.81
3:KH:11:ILE:HD12	3:KL:110:THR:OG1	1.78	0.81
3:MG:11:ILE:HG22	3:MG:17:GLN:O	1.80	0.81
1:A:1909:U:HO2'	1:A:2006:U:H3	1.28	0.81
1:A:3468:G:H22	3:KI:57:ARG:CZ	1.92	0.81
1:A:4197:G:O6	2:M:69:THR:OG1	1.98	0.81
3:BC:13:LYS:HZ2	3:ND:106:ALA:CB	1.93	0.81
3:CH:13:LYS:NZ	3:HL:102:ASP:OD2	2.14	0.81
1:A:868:C:N4	1:A:958:G:O6	2.14	0.81

Continued on next page...

Continued from previous page...

Atom-1	Atom-2	Interatomic distance (Å)	Clash overlap (Å)
3:LI:102:ASP:OD1	3:LI:103:GLU:N	2.14	0.81
3:ME:109:ARG:NH1	3:NH:122:ILE:HD12	1.96	0.81
1:A:95:C:N4	1:A:154:U:O4	2.14	0.81
1:A:262:C:OP1	1:A:312:U:O2'	1.97	0.81
1:A:1416:C:O2	1:A:1435:A:N6	2.13	0.81
1:A:3991:G:O2'	1:A:3992:G:O5'	1.99	0.81
3:CL:126:ASP:O	3:HH:105:ARG:NH1	2.12	0.81
3:DE:3:LEU:HD21	3:EL:131:ALA:HB1	1.62	0.81
3:EK:26:VAL:HG11	3:FM:132:TYR:CE2	2.14	0.81
3:KN:65:GLN:OE1	3:KN:93:THR:OG1	1.99	0.81
3:LG:128:LEU:HD21	3:MG:62:TYR:CD2	2.14	0.81
1:A:632:A:OP1	3:CJ:61:ASN:ND2	2.13	0.80
1:A:1063:C:N4	1:A:1216:C:OP2	2.12	0.80
1:A:2555:A:O2'	1:A:2556:A:O4'	1.98	0.80
1:A:2606:U:OP2	3:EI:63:LYS:NZ	2.13	0.80
3:DL:101:THR:HG23	3:MN:86:ARG:HH22	1.46	0.80
3:DM:65:GLN:NE2	3:DM:92:VAL:O	2.14	0.80
3:EB:32:VAL:HG22	3:EB:51:SER:HB3	1.61	0.80
3:FL:3:LEU:HD21	3:FL:33:ALA:HB1	1.63	0.80
3:HD:100:SER:OG	3:HD:105:ARG:NH1	2.14	0.80
3:NA:11:ILE:HG22	3:NA:17:GLN:O	1.80	0.80
1:A:369:C:O2'	1:A:818:U:O2'	2.00	0.80
3:CI:26:VAL:HG12	3:HL:132:TYR:CE2	2.15	0.80
3:DB:102:ASP:OD2	3:DB:105:ARG:NH2	2.14	0.80
3:FN:56:SER:OG	3:FN:59:ARG:NH1	2.15	0.80
3:JH:24:ARG:NH2	3:LD:127:GLN:O	2.14	0.80
3:KG:3:LEU:CD1	3:KG:35:LEU:HD11	2.11	0.80
1:A:369:C:HO2'	1:A:818:U:HO2'	1.28	0.80
3:BC:109:ARG:NH2	3:ND:126:ASP:OD2	2.15	0.80
3:JK:114:ALA:CB	3:KN:8:LEU:HD11	2.11	0.80
3:NB:132:TYR:HE1	3:NF:26:VAL:HG11	1.46	0.80
1:A:534:A:O4'	3:CI:89:TYR:OH	1.98	0.80
3:CF:123:ASP:OD2	3:GM:1:ALA:N	2.13	0.80
3:EC:3:LEU:HD21	3:LK:131:ALA:HB1	1.61	0.80
3:FE:122:ILE:HG22	3:KI:109:ARG:NH1	1.96	0.80
3:GE:111:GLU:OE1	3:HE:68:ILE:HD11	1.80	0.80
3:JL:45:GLU:N	3:JL:45:GLU:OE1	2.15	0.80
3:KC:106:ALA:HB3	3:LC:13:LYS:HZ2	1.45	0.80
3:LK:121:LEU:O	3:LK:125:ILE:HG22	1.81	0.80
1:A:1301:U:O2	3:CG:89:TYR:OH	1.97	0.80
1:A:1311:C:OP1	3:GM:63:LYS:NZ	2.13	0.80

Continued on next page...

Continued from previous page...

Atom-1	Atom-2	Interatomic distance (Å)	Clash overlap (Å)
1:A:2325:C:N3	1:A:2345:G:N1	2.29	0.80
1:A:2544:G:OP2	1:A:2566:A:N6	2.11	0.80
1:A:3542:C:O2	1:A:3548:G:N2	2.14	0.80
1:A:3609:G:C6	1:A:3645:U:N3	2.50	0.80
3:BM:86:ARG:HH12	3:DJ:101:THR:HG23	1.47	0.80
3:ED:122:ILE:HG22	3:EH:109:ARG:NH1	1.97	0.80
3:GD:125:ILE:CG2	3:KF:64:VAL:HG11	2.12	0.80
3:GE:110:THR:OG1	3:HE:11:ILE:HD12	1.81	0.80
3:GH:92:VAL:HG22	3:KB:92:VAL:HG22	1.62	0.80
1:A:3669:G:OP1	1:A:3844:C:O2'	1.99	0.80
3:BA:132:TYR:O	3:MK:2:LYS:NZ	2.15	0.80
3:CC:26:VAL:HG12	3:HC:132:TYR:CE2	2.17	0.80
3:EI:109:ARG:HH21	3:GA:125:ILE:HG23	1.45	0.80
1:A:205:C:O2'	1:A:248:G:N2	2.15	0.80
1:A:1619:C:N4	1:A:1620:G:O6	2.15	0.80
1:A:2635:A:OP2	3:GB:98:GLN:NE2	2.14	0.80
1:A:3628:U:O2'	1:A:3630:A:N7	2.12	0.80
3:CN:132:TYR:CE1	3:DD:26:VAL:HG21	2.16	0.80
3:EJ:24:ARG:NH2	3:EJ:43:ALA:O	2.15	0.80
3:FF:92:VAL:HG22	3:LF:92:VAL:HG22	1.64	0.80
3:FG:116:LEU:O	3:KG:109:ARG:NH1	2.14	0.80
3:KF:27:ASN:OD1	3:KF:29:THR:OG1	2.00	0.80
3:DL:110:THR:HG23	3:MN:11:ILE:CD1	2.11	0.80
3:FI:119:PRO:HA	3:FI:122:ILE:HD12	1.62	0.80
1:A:1323:A:OP2	1:A:1325:A:N6	2.15	0.80
3:BI:8:LEU:CD1	3:HM:114:ALA:HB1	2.11	0.80
3:CL:62:TYR:CD2	3:HH:128:LEU:HD23	2.17	0.80
3:EC:105:ARG:NH1	3:LK:128:LEU:HD12	1.97	0.80
3:GG:26:VAL:HG12	3:GG:33:ALA:HA	1.64	0.80
3:JD:128:LEU:O	3:JI:24:ARG:NH2	2.14	0.80
3:MC:37:GLN:NE2	3:MC:38:ALA:O	2.14	0.80
1:A:1684:C:OP1	3:BF:89:TYR:OH	2.00	0.80
1:A:3108:G:O3'	3:MG:67:LYS:NZ	2.15	0.80
1:A:4204:C:OP2	2:M:236:ARG:NH2	2.14	0.80
2:M:287:ASP:OD2	2:M:290:SER:OG	1.99	0.80
3:BA:92:VAL:HG22	3:MK:92:VAL:HG22	1.64	0.80
3:DC:113:ALA:HB2	3:EN:116:LEU:HD22	1.64	0.80
3:GM:97:THR:HG1	3:GM:100:SER:HG	1.21	0.80
3:KC:97:THR:O	3:KC:100:SER:OG	2.00	0.80
1:A:15:G:N3	3:HK:57:ARG:NH2	2.30	0.79
1:A:536:A:OP1	3:CI:67:LYS:NZ	2.15	0.79

Continued on next page...

Continued from previous page...

Atom-1	Atom-2	Interatomic distance (Å)	Clash overlap (Å)
3:EA:114:ALA:HB3	3:LM:8:LEU:HD12	1.63	0.79
3:IM:111:GLU:OE1	3:JM:68:ILE:HD11	1.82	0.79
3:NI:100:SER:OG	3:NI:105:ARG:NH1	2.14	0.79
1:A:2335:A:O2'	1:A:2336:A:OP1	2.00	0.79
3:DB:114:ALA:CB	3:DK:8:LEU:HD12	2.12	0.79
3:DM:56:SER:OG	3:DM:58:ASN:OD1	1.99	0.79
3:FI:8:LEU:HD23	3:KE:114:ALA:HB3	1.65	0.79
3:IF:112:LEU:HD11	3:NI:92:VAL:HG21	1.62	0.79
3:MJ:97:THR:O	3:MJ:100:SER:OG	2.00	0.79
1:A:1913:U:O2'	3:GH:57:ARG:NH1	2.14	0.79
3:DK:68:ILE:HB	3:DK:90:ALA:HB3	1.64	0.79
3:FG:86:ARG:NH2	3:KG:99:TYR:O	2.15	0.79
3:KK:111:GLU:OE2	3:MH:68:ILE:HD13	1.82	0.79
3:MM:24:ARG:NH1	3:MM:36:SER:OG	2.15	0.79
1:A:1328:U:N3	1:A:1594:C:C2	2.49	0.79
1:A:3772:G:O2'	3:LG:55:PRO:O	1.99	0.79
3:BH:8:LEU:HD12	3:IL:114:ALA:HB3	1.61	0.79
3:EK:122:ILE:O	3:FM:109:ARG:NH2	2.16	0.79
3:HN:11:ILE:HG23	3:ID:110:THR:HG23	1.64	0.79
3:IM:127:GLN:O	3:JN:24:ARG:NH2	2.15	0.79
3:JG:114:ALA:HB3	3:LD:8:LEU:HD12	1.63	0.79
3:NB:1:ALA:N	3:NF:123:ASP:OD2	2.11	0.79
1:A:3536:G:N2	1:A:3556:A:C6	2.51	0.79
1:A:3795:G:O2'	1:A:3796:C:O4'	2.00	0.79
3:CM:86:ARG:NH1	3:NA:99:TYR:O	2.15	0.79
3:FN:77:ASN:ND2	3:HC:77:ASN:O	2.15	0.79
3:GD:104:GLU:OE2	3:KF:86:ARG:NH2	2.16	0.79
3:GD:125:ILE:HD11	3:KF:109:ARG:HD3	1.64	0.79
3:IJ:111:GLU:CD	3:NE:68:ILE:HD11	2.03	0.79
1:A:2243:A:N6	1:A:2250:G:O6	2.16	0.79
1:A:2285:U:N3	1:A:2302:U:O2	2.16	0.79
1:A:3412:U:C4	1:A:3456:C:N3	2.51	0.79
3:B:8:LEU:CD2	3:B:11:ILE:HD11	2.12	0.79
3:BB:11:ILE:HG22	3:BB:17:GLN:O	1.82	0.79
3:BC:64:VAL:HG11	3:ND:125:ILE:HD11	1.64	0.79
3:BC:106:ALA:HB3	3:ND:13:LYS:NZ	1.96	0.79
3:BI:24:ARG:NH1	3:BI:36:SER:OG	2.15	0.79
3:FB:24:ARG:NH2	3:LH:129:ASN:OD1	2.16	0.79
3:GG:13:LYS:NZ	3:JE:103:GLU:O	2.15	0.79
1:A:1423:U:O2'	1:A:2603:A:N6	2.14	0.79
1:A:3541:G:N1	1:A:3549:C:N3	2.31	0.79

Continued on next page...

Continued from previous page...

Atom-1	Atom-2	Interatomic distance (Å)	Clash overlap (Å)
3:DG:103:GLU:HA	3:EJ:13:LYS:NZ	1.97	0.79
3:FH:105:ARG:NE	3:FK:128:LEU:HD11	1.97	0.79
3:JJ:32:VAL:HG22	3:JJ:51:SER:OG	1.82	0.79
3:NA:102:ASP:OD1	3:NA:103:GLU:N	2.15	0.79
1:A:1314:A:N3	3:CF:47:ARG:NH2	2.31	0.79
3:CG:24:ARG:NH2	3:GM:128:LEU:O	2.16	0.79
3:FI:11:ILE:HG22	3:FI:17:GLN:O	1.82	0.79
3:GD:125:ILE:HG22	3:KF:64:VAL:HG21	1.62	0.79
3:LH:44:LEU:HD23	3:LH:44:LEU:O	1.82	0.79
3:LJ:123:ASP:OD1	3:LJ:127:GLN:NE2	2.16	0.79
1:A:110:U:O2	1:A:115:G:O6	2.01	0.79
1:A:2437:U:O2'	1:A:2438:C:OP1	1.98	0.79
3:CH:107:PHE:CZ	3:HL:19:LEU:HD11	2.17	0.79
3:DC:92:VAL:HG22	3:EN:92:VAL:HG22	1.63	0.79
3:FB:128:LEU:HD21	3:LJ:62:TYR:CD1	2.17	0.79
3:FJ:24:ARG:NH1	3:HD:127:GLN:O	2.15	0.79
3:GF:74:CYS:SG	3:GF:85:THR:HG21	2.23	0.79
3:LC:102:ASP:OD2	3:LC:103:GLU:N	2.15	0.79
1:A:22:A:O2'	3:CJ:57:ARG:NH2	2.16	0.79
1:A:2291:U:O4'	3:GM:57:ARG:NH2	2.16	0.79
3:CB:132:TYR:O	3:HC:2:LYS:NZ	2.16	0.79
3:LA:114:ALA:HB3	3:MD:8:LEU:HD12	1.65	0.79
3:LD:11:ILE:HG22	3:LD:17:GLN:O	1.83	0.79
1:A:1035:C:O3'	3:IK:30:ASN:ND2	2.16	0.78
1:A:1422:G:N2	1:A:1427:U:O4	2.16	0.78
3:CA:37:GLN:NE2	3:CA:38:ALA:O	2.16	0.78
3:EG:65:GLN:OE1	3:EG:93:THR:HG23	1.82	0.78
3:EG:85:THR:O	3:GC:99:TYR:OH	2.00	0.78
3:GD:5:THR:OG1	3:GD:22:ASN:OD1	2.00	0.78
3:GD:41:VAL:HG13	3:GD:44:LEU:HD11	1.65	0.78
3:GJ:8:LEU:HD11	3:GN:114:ALA:CB	2.12	0.78
3:IG:111:GLU:OE1	3:JJ:19:LEU:HD23	1.83	0.78
3:LA:95:SER:OG	3:MD:89:TYR:O	2.01	0.78
3:MI:97:THR:OG1	3:MI:98:GLN:OE1	1.99	0.78
3:BA:8:LEU:CD1	3:MK:114:ALA:HB3	2.13	0.78
3:CN:126:ASP:O	3:DD:105:ARG:NH2	2.16	0.78
1:A:88:U:O4	1:A:162:C:N4	2.16	0.78
1:A:3991:G:O2'	3:KN:59:ARG:NH2	2.15	0.78
1:A:4111:A:OP1	3:D:47:ARG:NH2	2.16	0.78
3:CK:37:GLN:OE1	3:CK:39:GLY:N	2.16	0.78
3:EL:27:ASN:OD1	3:EL:29:THR:N	2.16	0.78

Continued on next page...

Continued from previous page...

Atom-1	Atom-2	Interatomic distance (Å)	Clash overlap (Å)
3:JF:27:ASN:ND2	3:JF:30:ASN:OD1	2.16	0.78
3:NA:11:ILE:HG23	3:NA:17:GLN:HG2	1.64	0.78
1:A:1936:G:O2'	3:JF:59:ARG:NH1	2.16	0.78
1:A:3792:U:C2	1:A:3809:G:O6	2.35	0.78
3:DL:24:ARG:NH2	3:ML:128:LEU:O	2.16	0.78
3:EF:102:ASP:OD1	3:EF:103:GLU:N	2.17	0.78
3:GF:131:ALA:HB1	3:KD:3:LEU:HD21	1.66	0.78
3:HI:30:ASN:OD1	3:HI:32:VAL:HG23	1.82	0.78
3:IG:8:LEU:HD12	3:JJ:114:ALA:HB3	1.65	0.78
3:JG:122:ILE:HA	3:LD:109:ARG:HH12	1.46	0.78
3:JI:94:PHE:CD2	3:LB:125:ILE:HD12	2.18	0.78
3:JL:24:ARG:NH1	3:KN:128:LEU:O	2.16	0.78
3:KJ:8:LEU:HD11	3:LE:114:ALA:HB3	1.65	0.78
1:A:1328:U:C4	1:A:1594:C:N3	2.51	0.78
1:A:1495:U:OP2	3:BN:89:TYR:OH	2.01	0.78
1:A:2173:C:O2	1:A:3439:U:O2'	2.01	0.78
3:BG:93:THR:OG1	3:IA:91:ASP:OD1	2.01	0.78
3:BJ:48:VAL:HG22	3:BJ:68:ILE:HD12	1.65	0.78
3:CC:8:LEU:HD12	3:DF:114:ALA:HB3	1.64	0.78
3:DG:111:GLU:O	3:DG:115:LEU:HD23	1.84	0.78
3:ED:11:ILE:HD12	3:EH:110:THR:OG1	1.83	0.78
3:HM:102:ASP:OD1	3:HM:103:GLU:N	2.16	0.78
3:JH:11:ILE:HG22	3:JH:17:GLN:O	1.83	0.78
3:NC:37:GLN:OE1	3:NC:46:LYS:NZ	2.16	0.78
3:BJ:128:LEU:O	3:CA:24:ARG:NH1	2.16	0.78
3:CB:65:GLN:OE1	3:CB:93:THR:OG1	2.00	0.78
3:DB:45:GLU:N	3:DB:45:GLU:OE1	2.16	0.78
3:DB:99:TYR:O	3:DK:86:ARG:NH2	2.17	0.78
3:DC:25:GLY:N	3:EL:129:ASN:OD1	2.16	0.78
3:EC:8:LEU:CD1	3:LK:115:LEU:HD22	2.13	0.78
3:HD:101:THR:N	3:HD:104:GLU:OE2	2.15	0.78
1:A:532:A:OP1	3:DI:59:ARG:NH1	2.17	0.78
1:A:1953:C:N4	1:A:1954:U:O2	2.17	0.78
3:BH:19:LEU:HD11	3:BH:46:LYS:NZ	1.98	0.78
3:CF:12:GLY:H	3:GM:110:THR:HG21	1.48	0.78
3:DB:37:GLN:NE2	3:DB:38:ALA:O	2.16	0.78
3:EK:74:CYS:SG	3:EK:85:THR:OG1	2.40	0.78
3:IC:22:ASN:ND2	3:JL:127:GLN:OE1	2.16	0.78
3:IJ:62:TYR:CD1	3:NE:128:LEU:HD21	2.19	0.78
3:IN:56:SER:O	3:IN:60:LYS:NZ	2.16	0.78
3:ND:68:ILE:HG22	3:ND:90:ALA:HB3	1.66	0.78

Continued on next page...

Continued from previous page...

Atom-1	Atom-2	Interatomic distance (Å)	Clash overlap (Å)
3:BB:109:ARG:HE	3:MA:122:ILE:HG22	1.48	0.78
3:BC:3:LEU:HD11	3:MA:132:TYR:HB3	1.65	0.78
3:BN:97:THR:O	3:BN:100:SER:OG	2.00	0.78
3:CC:102:ASP:OD2	3:CC:103:GLU:N	2.17	0.78
3:EC:62:TYR:CE2	3:EC:98:GLN:HA	2.19	0.78
3:LG:11:ILE:HG22	3:LG:17:GLN:C	2.04	0.78
1:A:201:C:OP2	3:ND:60:LYS:NZ	2.17	0.78
1:A:2568:G:OP2	1:A:2569:C:N4	2.17	0.78
1:A:3664:U:O4	1:A:3665:A:N6	2.17	0.78
3:BI:109:ARG:NH2	3:HM:116:LEU:O	2.16	0.78
3:DL:128:LEU:O	3:NA:24:ARG:NH1	2.17	0.78
3:HN:114:ALA:HB3	3:ID:8:LEU:HD12	1.65	0.78
3:IF:25:GLY:N	3:NG:129:ASN:OD1	2.17	0.78
1:A:2350:G:N1	1:A:2365:C:N3	2.31	0.78
3:BA:101:THR:HG23	3:MK:86:ARG:NH2	1.98	0.78
3:EB:30:ASN:OD1	3:EB:32:VAL:HG23	1.84	0.78
3:EE:56:SER:OG	3:EE:58:ASN:OD1	2.01	0.78
3:FE:92:VAL:HG22	3:KI:92:VAL:HG22	1.65	0.78
3:HJ:119:PRO:HA	3:HJ:122:ILE:HD12	1.64	0.78
3:IG:2:LYS:NZ	3:JJ:132:TYR:O	2.16	0.78
3:JG:128:LEU:O	3:LE:24:ARG:NH1	2.16	0.78
1:A:98:A:N6	1:A:150:C:O2'	2.16	0.77
3:BE:109:ARG:HG2	3:CE:116:LEU:HD11	1.66	0.77
3:CF:2:LYS:NZ	3:GM:132:TYR:O	2.18	0.77
3:CF:27:ASN:OD1	3:CF:29:THR:OG1	2.02	0.77
3:CN:132:TYR:O	3:DD:2:LYS:NZ	2.15	0.77
3:GL:102:ASP:O	3:HG:13:LYS:NZ	2.17	0.77
3:IA:30:ASN:OD1	3:IA:32:VAL:HG23	1.83	0.77
3:ID:24:ARG:NH2	3:JN:127:GLN:O	2.17	0.77
3:IF:128:LEU:HD21	3:NI:62:TYR:CD1	2.18	0.77
3:ME:125:ILE:HD13	3:NH:64:VAL:HG11	1.66	0.77
3:MI:87:GLN:OE1	3:MI:89:TYR:OH	2.02	0.77
1:A:1231:C:O4'	3:BI:60:LYS:NZ	2.16	0.77
1:A:3175:U:O4	1:A:3215:G:N1	2.17	0.77
1:A:3243:G:O2'	1:A:3801:A:N6	2.15	0.77
3:BC:24:ARG:NE	3:BC:36:SER:OG	2.18	0.77
3:CB:132:TYR:CE1	3:HC:26:VAL:HG21	2.19	0.77
3:DM:127:GLN:O	3:EN:24:ARG:NH2	2.18	0.77
3:HE:26:VAL:HG12	3:HE:33:ALA:HA	1.66	0.77
1:A:88:U:O4	1:A:163:A:N6	2.17	0.77
1:A:1754:C:O2'	1:A:1755:A:OP1	2.02	0.77

Continued on next page...

Continued from previous page...

Atom-1	Atom-2	Interatomic distance (Å)	Clash overlap (Å)
1:A:2198:G:N2	1:A:2199:G:O6	2.17	0.77
3:CC:64:VAL:HG11	3:DF:125:ILE:HD11	1.66	0.77
3:KK:114:ALA:CB	3:MH:8:LEU:HD12	2.14	0.77
1:A:2359:A:N7	3:HD:49:THR:HG21	2.00	0.77
3:BA:86:ARG:NH1	3:MK:99:TYR:O	2.17	0.77
3:BE:3:LEU:HD13	3:BE:23:PRO:HB2	1.66	0.77
3:FN:19:LEU:HD13	3:FN:46:LYS:HZ2	1.47	0.77
3:HI:8:LEU:HD23	3:HI:19:LEU:HB3	1.66	0.77
3:JG:53:SER:OG	3:JG:59:ARG:NH1	2.17	0.77
3:NJ:52:VAL:HG12	3:NJ:64:VAL:HG22	1.66	0.77
1:A:376:G:HO2'	1:A:377:G:P	2.06	0.77
1:A:649:C:H1'	1:A:651:G:H21	1.47	0.77
3:BJ:109:ARG:NH1	3:BN:122:ILE:HD13	1.99	0.77
3:CA:109:ARG:NH1	3:DH:122:ILE:HD13	2.00	0.77
3:KF:102:ASP:OD2	3:KF:103:GLU:N	2.18	0.77
3:ND:52:VAL:HG12	3:ND:64:VAL:HG22	1.66	0.77
1:A:2158:U:O4	1:A:2164:C:N3	2.18	0.77
3:BE:8:LEU:HD11	3:CE:115:LEU:HD22	1.66	0.77
3:BG:8:LEU:HD12	3:IA:114:ALA:HB3	1.67	0.77
3:BM:13:LYS:NZ	3:DJ:102:ASP:OD2	2.18	0.77
3:CK:25:GLY:N	3:NA:129:ASN:OD1	2.17	0.77
3:FJ:114:ALA:HB3	3:HF:8:LEU:HD12	1.66	0.77
3:KD:24:ARG:NE	3:KD:36:SER:OG	2.16	0.77
3:KJ:37:GLN:NE2	3:KJ:38:ALA:O	2.18	0.77
3:MH:61:ASN:O	3:MH:63:LYS:NZ	2.16	0.77
3:MI:52:VAL:HG23	3:MI:64:VAL:HG22	1.64	0.77
3:NF:54:GLN:N	3:NF:54:GLN:OE1	2.17	0.77
3:NH:111:GLU:O	3:NH:115:LEU:HD23	1.83	0.77
1:A:1488:G:O4'	3:BN:59:ARG:NH1	2.18	0.77
1:A:1680:C:O2'	1:A:1681:U:OP1	2.03	0.77
2:M:221:MET:HE2	2:M:301:ALA:HB2	1.66	0.77
3:BE:109:ARG:NH1	3:CE:122:ILE:HD13	1.99	0.77
3:GJ:48:VAL:HG22	3:GJ:68:ILE:CD1	2.13	0.77
3:KK:105:ARG:NE	3:MH:128:LEU:HD11	2.00	0.77
1:A:4105:C:O2'	3:B:59:ARG:NH2	2.18	0.77
3:CN:108:VAL:HG12	3:DD:70:ASN:HD22	1.49	0.77
3:DL:62:TYR:CD2	3:MN:128:LEU:HD23	2.20	0.77
3:EG:2:LYS:NZ	3:EG:4:GLU:OE1	2.16	0.77
3:EI:13:LYS:NZ	3:GA:102:ASP:O	2.18	0.77
3:FB:13:LYS:NZ	3:LJ:102:ASP:OD2	2.16	0.77
3:HI:8:LEU:CD1	3:II:114:ALA:HB3	2.15	0.77

Continued on next page...

Continued from previous page...

Atom-1	Atom-2	Interatomic distance (Å)	Clash overlap (Å)
3:IN:45:GLU:N	3:IN:45:GLU:OE1	2.17	0.77
3:JE:24:ARG:NH2	3:JH:127:GLN:O	2.17	0.77
3:KL:132:TYR:OH	3:LE:132:TYR:O	2.01	0.77
3:LB:3:LEU:HD12	3:LB:35:LEU:HD21	1.64	0.77
3:LD:37:GLN:HB3	3:LD:45:GLU:OE2	1.85	0.77
3:LG:12:GLY:H	3:MG:110:THR:HG21	1.48	0.77
3:BG:14:ASP:OD2	3:BG:16:LYS:N	2.18	0.77
3:BI:55:PRO:HG3	3:BI:62:TYR:CE1	2.20	0.77
3:CC:43:ALA:O	3:CC:44:LEU:HD23	1.85	0.77
3:DC:110:THR:OG1	3:EN:11:ILE:HD12	1.84	0.77
3:DN:112:LEU:HD23	3:ML:116:LEU:HD21	1.67	0.77
3:ED:114:ALA:CB	3:EH:8:LEU:HD11	2.15	0.77
3:FF:123:ASP:OD2	3:LF:1:ALA:N	2.17	0.77
3:FG:105:ARG:NH2	3:KG:126:ASP:O	2.18	0.77
3:LN:116:LEU:HD13	3:MI:109:ARG:NH1	1.99	0.77
3:NG:39:GLY:N	3:NG:45:GLU:OE1	2.18	0.77
1:A:869:G:OP1	3:BI:57:ARG:NH2	2.18	0.77
3:CL:54:GLN:O	3:CL:59:ARG:NH2	2.17	0.77
3:FH:17:GLN:NE2	3:FH:18:THR:O	2.17	0.77
3:FJ:8:LEU:HD12	3:HF:114:ALA:CB	2.15	0.77
3:GH:26:VAL:HG11	3:KB:132:TYR:CE2	2.20	0.77
3:HI:55:PRO:HD3	3:HI:62:TYR:CE1	2.20	0.77
1:A:1010:C:O2	3:IH:57:ARG:NH2	2.18	0.76
1:A:1077:U:O2'	1:A:1078:C:O5'	2.03	0.76
1:A:2161:A:O2'	3:GE:67:LYS:NZ	2.18	0.76
1:A:3609:G:N1	1:A:3645:U:N3	2.33	0.76
2:M:221:MET:CE	2:M:301:ALA:HB2	2.15	0.76
3:BA:93:THR:OG1	3:MK:91:ASP:OD1	2.03	0.76
3:BC:11:ILE:HG22	3:BC:17:GLN:O	1.85	0.76
3:BE:105:ARG:NH2	3:CE:126:ASP:O	2.18	0.76
3:BG:86:ARG:HH22	3:IA:101:THR:HG23	1.49	0.76
3:DE:115:LEU:HD22	3:EL:8:LEU:CD1	2.15	0.76
3:EG:86:ARG:NH2	3:GC:104:GLU:OE1	2.17	0.76
3:IC:44:LEU:HD13	3:IE:98:GLN:OE1	1.85	0.76
1:A:1910:C:O2	1:A:1912:A:N6	2.17	0.76
1:A:2870:U:O2	1:A:2887:G:O6	2.02	0.76
3:CN:115:LEU:O	3:CN:118:SER:OG	2.02	0.76
3:DE:102:ASP:OD1	3:DE:103:GLU:N	2.17	0.76
3:EB:8:LEU:HD12	3:MJ:114:ALA:HB3	1.67	0.76
3:EI:2:LYS:NZ	3:GA:132:TYR:OXT	2.17	0.76
3:FM:54:GLN:N	3:FM:54:GLN:OE1	2.16	0.76

Continued on next page...

Continued from previous page...

Atom-1	Atom-2	Interatomic distance (Å)	Clash overlap (Å)
3:LD:54:GLN:N	3:LD:54:GLN:OE1	2.17	0.76
3:LG:99:TYR:O	3:MG:86:ARG:NH1	2.18	0.76
3:ME:8:LEU:HD12	3:NH:114:ALA:HB3	1.67	0.76
3:MG:27:ASN:OD1	3:MG:29:THR:OG1	2.03	0.76
1:A:2247:A:O2'	1:A:2248:G:O5'	2.03	0.76
3:BB:109:ARG:NH2	3:MA:116:LEU:O	2.18	0.76
3:CI:8:LEU:HD12	3:DI:114:ALA:HB3	1.66	0.76
3:DD:26:VAL:HG13	3:EL:132:TYR:OH	1.85	0.76
3:GA:48:VAL:HG22	3:GA:68:ILE:CD1	2.14	0.76
3:JI:114:ALA:HB3	3:LB:8:LEU:HD12	1.67	0.76
3:KK:128:LEU:O	3:MI:24:ARG:NH2	2.19	0.76
1:A:732:C:O2'	1:A:733:U:O5'	2.03	0.76
3:BN:24:ARG:NH2	3:DJ:127:GLN:O	2.17	0.76
3:FF:11:ILE:HG22	3:FF:17:GLN:O	1.83	0.76
3:GC:46:LYS:NZ	3:GC:71:PRO:O	2.17	0.76
3:GG:59:ARG:HG2	3:GG:61:ASN:HB2	1.68	0.76
3:KC:102:ASP:O	3:LC:13:LYS:NZ	2.18	0.76
3:LA:127:GLN:O	3:ME:24:ARG:NH2	2.17	0.76
3:MC:114:ALA:HB1	3:NJ:8:LEU:CD1	2.10	0.76
1:A:2320:U:N3	1:A:2344:U:O4	2.18	0.76
2:M:159:TYR:CE2	2:M:163:LEU:HD11	2.20	0.76
3:DE:24:ARG:NH2	3:DE:36:SER:OG	2.18	0.76
3:DN:92:VAL:HG22	3:ML:92:VAL:HG22	1.68	0.76
3:FI:96:PHE:CE1	3:KE:88:ALA:HB1	2.20	0.76
3:GJ:86:ARG:NH1	3:GN:99:TYR:O	2.18	0.76
3:GL:3:LEU:CD1	3:GL:35:LEU:HD11	2.16	0.76
3:JD:8:LEU:HD11	3:JH:114:ALA:CB	2.15	0.76
3:EF:116:LEU:CD2	3:FA:113:ALA:HB2	2.15	0.76
3:GG:13:LYS:NZ	3:JE:102:ASP:O	2.19	0.76
3:GI:13:LYS:HZ2	3:JC:106:ALA:CB	1.99	0.76
3:IC:114:ALA:HB3	3:JN:8:LEU:HD12	1.67	0.76
3:IG:102:ASP:HA	3:IG:105:ARG:NH1	2.01	0.76
3:KC:119:PRO:HA	3:KC:122:ILE:HD12	1.65	0.76
3:LK:24:ARG:NE	3:LK:36:SER:OG	2.18	0.76
1:A:4212:C:O2'	1:A:4213:U:O4'	2.03	0.76
3:BC:3:LEU:HD13	3:BC:23:PRO:CB	2.15	0.76
3:BH:86:ARG:NH1	3:IL:99:TYR:O	2.19	0.76
3:JG:128:LEU:HD21	3:LD:62:TYR:CD2	2.20	0.76
1:A:3759:G:O6	3:FD:58:ASN:ND2	2.19	0.76
3:CD:115:LEU:HD22	3:HA:8:LEU:CD2	2.16	0.76
3:CD:125:ILE:HD11	3:HA:64:VAL:HG11	1.68	0.76

Continued on next page...

Continued from previous page...

Atom-1	Atom-2	Interatomic distance (Å)	Clash overlap (Å)
3:CL:109:ARG:NH1	3:HH:116:LEU:O	2.19	0.76
3:EI:125:ILE:O	3:GA:105:ARG:NH1	2.19	0.76
3:GC:24:ARG:NH1	3:GC:36:SER:OG	2.17	0.76
3:HB:54:GLN:N	3:HB:54:GLN:OE1	2.19	0.76
3:HI:13:LYS:NZ	3:II:103:GLU:OE1	2.18	0.76
3:IJ:8:LEU:HD22	3:NE:114:ALA:CB	2.16	0.76
3:KA:11:ILE:HG22	3:KA:17:GLN:O	1.84	0.76
3:MB:11:ILE:HG22	3:MB:17:GLN:O	1.86	0.76
3:MG:60:LYS:H	3:MG:61:ASN:HB3	1.49	0.76
3:NI:84:VAL:HG12	3:NI:87:GLN:HE21	1.51	0.76
1:A:3516:U:O2	3:KI:57:ARG:NH2	2.17	0.76
3:CK:109:ARG:NH1	3:NC:116:LEU:O	2.18	0.76
3:GJ:125:ILE:HG22	3:GN:105:ARG:HD3	1.68	0.76
3:KJ:101:THR:HG22	3:KJ:104:GLU:OE2	1.85	0.76
3:DH:37:GLN:NE2	3:DH:38:ALA:O	2.19	0.76
3:EF:116:LEU:HD22	3:FA:113:ALA:HB2	1.68	0.76
3:GA:68:ILE:CG2	3:GA:90:ALA:HB3	2.16	0.76
3:KH:60:LYS:N	3:KH:61:ASN:HB3	2.00	0.76
3:KH:92:VAL:HG22	3:KL:92:VAL:HG22	1.66	0.76
3:KN:27:ASN:CG	3:KN:29:THR:HG1	1.90	0.76
3:LB:102:ASP:OD2	3:LB:103:GLU:N	2.19	0.76
3:BI:102:ASP:OD1	3:BI:103:GLU:N	2.20	0.75
3:BJ:110:THR:OG1	3:BN:11:ILE:HD12	1.86	0.75
3:FJ:58:ASN:OD1	3:FJ:59:ARG:N	2.19	0.75
3:FL:92:VAL:HG22	3:HD:92:VAL:HG22	1.68	0.75
3:IN:6:VAL:HG12	3:IN:8:LEU:HD11	1.69	0.75
3:ND:68:ILE:CG2	3:ND:90:ALA:HB3	2.15	0.75
1:A:2711:U:O2'	1:A:2712:U:O5'	2.02	0.75
1:A:3231:G:N3	1:A:3267:A:N6	2.33	0.75
3:BA:132:TYR:CE1	3:MK:26:VAL:HG11	2.21	0.75
3:BB:8:LEU:HD11	3:MA:114:ALA:HB3	1.68	0.75
3:BC:32:VAL:HG12	3:BC:51:SER:HB2	1.68	0.75
3:BM:97:THR:O	3:BM:100:SER:OG	2.04	0.75
3:DA:99:TYR:O	3:MM:86:ARG:NH2	2.19	0.75
3:EM:97:THR:O	3:EM:100:SER:OG	2.04	0.75
3:FB:114:ALA:HB3	3:LJ:8:LEU:HD13	1.67	0.75
3:FG:99:TYR:O	3:KG:86:ARG:NH2	2.18	0.75
3:IA:74:CYS:SG	3:IA:85:THR:OG1	2.41	0.75
3:II:20:VAL:HG13	3:II:38:ALA:HB2	1.68	0.75
3:IM:8:LEU:HD12	3:JM:114:ALA:CB	2.16	0.75
1:A:2491:A:O2'	1:A:2585:G:O6	2.02	0.75

Continued on next page...

Continued from previous page...

Atom-1	Atom-2	Interatomic distance (Å)	Clash overlap (Å)
1:A:3665:A:O2'	1:A:3767:C:O3'	2.03	0.75
3:D:24:ARG:NH2	3:D:37:GLN:O	2.20	0.75
3:BE:114:ALA:HB3	3:CE:8:LEU:HD11	1.69	0.75
3:DG:123:ASP:OD2	3:EJ:1:ALA:N	2.19	0.75
3:EC:45:GLU:N	3:EC:45:GLU:OE1	2.20	0.75
3:IJ:26:VAL:HG11	3:NE:132:TYR:CE1	2.21	0.75
3:JG:119:PRO:O	3:JG:122:ILE:HG22	1.87	0.75
3:JK:86:ARG:NH2	3:KN:104:GLU:OE2	2.19	0.75
3:BC:13:LYS:NZ	3:ND:106:ALA:HB3	1.97	0.75
3:BL:109:ARG:NH1	3:CG:122:ILE:HD13	2.01	0.75
3:CB:86:ARG:NH2	3:HC:104:GLU:OE2	2.19	0.75
3:EN:11:ILE:HG22	3:EN:17:GLN:O	1.86	0.75
3:FJ:100:SER:OG	3:HF:86:ARG:NH1	2.20	0.75
3:GK:46:LYS:NZ	3:GK:70:ASN:OD1	2.12	0.75
3:HE:23:PRO:HA	3:HE:35:LEU:HD23	1.68	0.75
3:KJ:97:THR:OG1	3:LE:86:ARG:NH2	2.16	0.75
3:MC:105:ARG:NH2	3:NJ:126:ASP:O	2.19	0.75
1:A:2249:C:O2'	3:HE:57:ARG:NH1	2.19	0.75
3:CK:58:ASN:O	3:CK:59:ARG:NH2	2.20	0.75
3:EH:119:PRO:HA	3:EH:122:ILE:HD12	1.67	0.75
3:GA:102:ASP:OD1	3:GA:103:GLU:N	2.19	0.75
3:HK:60:LYS:HB2	3:HK:61:ASN:HB2	1.68	0.75
3:JH:56:SER:OG	3:JH:59:ARG:NE	2.19	0.75
3:LG:104:GLU:OE2	3:MG:72:THR:OG1	2.05	0.75
3:MI:6:VAL:HG12	3:MI:8:LEU:CD2	2.17	0.75
3:MM:22:ASN:O	3:MM:24:ARG:NH1	2.20	0.75
2:M:160:LEU:CD2	2:M:220:VAL:HG12	2.17	0.75
3:CA:126:ASP:OD2	3:DH:109:ARG:NH2	2.19	0.75
3:CL:26:VAL:HG11	3:HH:132:TYR:CE2	2.22	0.75
3:EC:37:GLN:NE2	3:EC:38:ALA:O	2.20	0.75
3:ED:92:VAL:HG22	3:EH:92:VAL:HG22	1.69	0.75
3:FJ:123:ASP:OD2	3:HF:1:ALA:N	2.18	0.75
3:GH:110:THR:OG1	3:KB:11:ILE:HD12	1.87	0.75
3:II:128:LEU:HD12	3:II:128:LEU:N	2.02	0.75
3:JA:118:SER:O	3:JA:122:ILE:HG23	1.85	0.75
3:LG:106:ALA:HB3	3:MG:13:LYS:HZ2	1.52	0.75
1:A:1171:G:O2'	1:A:1172:U:O5'	2.04	0.75
1:A:2909:U:O4	1:A:2934:C:N4	2.19	0.75
3:BD:37:GLN:OE1	3:BD:39:GLY:N	2.20	0.75
3:EB:11:ILE:HG22	3:EB:17:GLN:O	1.87	0.75
3:GD:48:VAL:HG22	3:GD:68:ILE:CD1	2.16	0.75

Continued on next page...

Continued from previous page...

Atom-1	Atom-2	Interatomic distance (Å)	Clash overlap (Å)
3:GG:99:TYR:O	3:JE:86:ARG:NH2	2.20	0.75
3:KE:14:ASP:OD1	3:KE:16:LYS:NZ	2.19	0.75
3:MF:37:GLN:NE2	3:MF:38:ALA:O	2.19	0.75
1:A:257:C:OP1	3:NB:58:ASN:ND2	2.20	0.75
3:CH:114:ALA:CB	3:HL:8:LEU:HD12	2.16	0.75
3:CJ:116:LEU:O	3:HJ:109:ARG:NH1	2.19	0.75
3:EK:2:LYS:NZ	3:FM:132:TYR:O	2.19	0.75
3:FB:92:VAL:HG22	3:LJ:92:VAL:HG22	1.69	0.75
3:HN:132:TYR:CE1	3:ID:26:VAL:HG11	2.22	0.75
3:IF:132:TYR:HE1	3:NI:26:VAL:HG11	1.50	0.75
3:LK:103:GLU:N	3:LK:103:GLU:OE1	2.20	0.75
3:NJ:100:SER:OG	3:NJ:105:ARG:NH1	2.19	0.75
1:A:552:A:C2	1:A:653:C:N4	2.55	0.75
1:A:999:G:H22	3:IH:57:ARG:HH22	1.35	0.75
1:A:2244:U:O2	1:A:2248:G:N1	2.19	0.75
1:A:2380:C:N4	1:A:2381:U:O4	2.20	0.75
2:M:309:GLU:OE2	2:M:311:ALA:HB3	1.86	0.75
3:BB:125:ILE:HD11	3:MA:109:ARG:HD3	1.67	0.75
3:CB:65:GLN:NE2	3:CB:92:VAL:O	2.19	0.75
3:CC:126:ASP:OD1	3:CC:127:GLN:NE2	2.20	0.75
3:EC:69:GLN:NE2	3:EC:87:GLN:OE1	2.19	0.75
3:EE:8:LEU:HD23	3:EE:19:LEU:HD12	1.68	0.75
3:FJ:8:LEU:HD12	3:HF:114:ALA:HB1	1.68	0.75
3:GE:14:ASP:OD2	3:GE:16:LYS:NZ	2.14	0.75
3:GL:32:VAL:HG12	3:GL:51:SER:HB2	1.69	0.75
3:HI:125:ILE:HD11	3:II:109:ARG:HD3	1.69	0.75
3:JE:97:THR:N	3:JE:100:SER:HG	1.85	0.75
1:A:2438:C:HO2'	1:A:2439:G:P	2.09	0.74
3:BD:132:TYR:CZ	3:JB:26:VAL:HG11	2.22	0.74
3:BI:22:ASN:O	3:BI:24:ARG:NH1	2.19	0.74
3:FI:85:THR:HG23	3:FI:86:ARG:HG3	1.68	0.74
3:JA:54:GLN:N	3:JA:54:GLN:OE1	2.20	0.74
3:LG:125:ILE:HG23	3:MG:109:ARG:HE	1.51	0.74
1:A:1369:U:OP2	3:HA:89:TYR:OH	2.05	0.74
3:BI:131:ALA:HB1	3:HM:3:LEU:HD21	1.68	0.74
3:CJ:114:ALA:HB1	3:HJ:8:LEU:HD11	1.69	0.74
3:DD:102:ASP:OD1	3:DD:103:GLU:N	2.20	0.74
3:DL:122:ILE:HG23	3:MN:109:ARG:NH1	2.02	0.74
3:FF:8:LEU:HD11	3:LF:114:ALA:HB1	1.69	0.74
3:HG:65:GLN:NE2	3:HG:93:THR:OG1	2.18	0.74
3:HG:102:ASP:OD1	3:HG:103:GLU:N	2.21	0.74

Continued on next page...

Continued from previous page...

Atom-1	Atom-2	Interatomic distance (Å)	Clash overlap (Å)
3:KE:11:ILE:HG22	3:KE:17:GLN:O	1.87	0.74
3:KJ:105:ARG:CD	3:LE:128:LEU:HD11	2.17	0.74
3:MM:85:THR:HG23	3:MM:86:ARG:HG3	1.67	0.74
3:NB:20:VAL:HG23	3:NB:38:ALA:HB2	1.69	0.74
1:A:2924:A:O2'	3:FM:57:ARG:NH1	2.19	0.74
3:BE:103:GLU:HA	3:CE:13:LYS:CE	2.18	0.74
3:HE:60:LYS:H	3:HE:61:ASN:HB3	1.51	0.74
3:IC:111:GLU:O	3:IC:115:LEU:HD23	1.87	0.74
3:IM:11:ILE:HG22	3:IM:17:GLN:O	1.88	0.74
3:LM:2:LYS:NZ	3:LN:4:GLU:OE1	2.16	0.74
1:A:3306:A:O2'	1:A:3307:A:O5'	2.05	0.74
3:CN:54:GLN:O	3:CN:59:ARG:NE	2.20	0.74
3:FI:11:ILE:HD12	3:KE:110:THR:OG1	1.87	0.74
3:FJ:114:ALA:CB	3:HF:8:LEU:HD12	2.18	0.74
3:GD:13:LYS:NZ	3:KF:103:GLU:O	2.21	0.74
3:HD:102:ASP:OD1	3:HD:103:GLU:N	2.20	0.74
3:JK:11:ILE:HG22	3:JK:17:GLN:O	1.87	0.74
1:A:3309:A:N6	1:A:3312:U:O2	2.20	0.74
3:BB:86:ARG:NH1	3:MA:99:TYR:O	2.20	0.74
3:CJ:52:VAL:HG23	3:CJ:64:VAL:HG22	1.69	0.74
3:EA:102:ASP:OD1	3:EA:103:GLU:N	2.21	0.74
3:ED:125:ILE:O	3:ED:128:LEU:HD12	1.87	0.74
3:GD:13:LYS:N	3:GD:13:LYS:HD2	2.02	0.74
3:GK:48:VAL:HG22	3:GK:68:ILE:HD12	1.69	0.74
3:HN:64:VAL:HG11	3:ID:125:ILE:CD1	2.17	0.74
3:KK:100:SER:OG	3:KK:105:ARG:NH1	2.20	0.74
3:LL:11:ILE:HG23	3:MB:110:THR:OG1	1.87	0.74
3:LM:11:ILE:HG22	3:LM:17:GLN:O	1.86	0.74
1:A:2986:U:O4	1:A:2987:A:N6	2.20	0.74
1:A:3436:U:O3'	3:HE:87:GLN:NE2	2.19	0.74
1:A:4201:U:OP2	2:M:353:ARG:NH2	2.20	0.74
3:CA:131:ALA:HB1	3:DH:3:LEU:HD21	1.69	0.74
3:DE:106:ALA:HB3	3:EL:13:LYS:NZ	2.03	0.74
3:DF:26:VAL:HG12	3:DF:33:ALA:HA	1.68	0.74
3:DF:60:LYS:H	3:DF:61:ASN:HB3	1.52	0.74
3:DL:113:ALA:HB2	3:MN:116:LEU:HD22	1.68	0.74
3:FB:84:VAL:HG12	3:FB:87:GLN:OE1	1.88	0.74
3:FE:97:THR:HG23	3:KI:86:ARG:NH2	2.02	0.74
3:IJ:115:LEU:HD22	3:NE:8:LEU:HD21	1.70	0.74
3:JL:11:ILE:HG22	3:JL:17:GLN:O	1.88	0.74
3:DB:111:GLU:OE2	3:DK:68:ILE:HG21	1.86	0.74

Continued on next page...

Continued from previous page...

Atom-1	Atom-2	Interatomic distance (Å)	Clash overlap (Å)
3:IA:48:VAL:HG22	3:IA:68:ILE:HD12	1.69	0.74
3:IF:132:TYR:OXT	3:NI:2:LYS:NZ	2.16	0.74
3:LD:58:ASN:OD1	3:LD:59:ARG:NH1	2.21	0.74
3:LN:106:ALA:HB3	3:MI:13:LYS:NZ	2.02	0.74
3:NE:6:VAL:HG12	3:NE:8:LEU:HD11	1.70	0.74
1:A:3477:A:N6	1:A:3505:A:H61	1.86	0.74
3:BF:24:ARG:NH1	3:CE:128:LEU:O	2.20	0.74
3:CB:100:SER:OG	3:CB:105:ARG:NH1	2.20	0.74
3:CN:85:THR:HG23	3:CN:86:ARG:HG3	1.68	0.74
3:GL:131:ALA:HB1	3:HG:3:LEU:HD21	1.70	0.74
3:LK:45:GLU:N	3:LK:45:GLU:OE1	2.21	0.74
1:A:1388:U:O2	1:A:1553:G:N2	2.21	0.74
1:A:3149:U:O4	1:A:3150:A:N6	2.21	0.74
3:BG:44:LEU:HD11	3:BI:98:GLN:O	1.88	0.74
3:CN:115:LEU:HD22	3:DD:8:LEU:CD1	2.18	0.74
3:GF:68:ILE:HB	3:GF:90:ALA:HB3	1.69	0.74
3:GK:116:LEU:O	3:JA:109:ARG:CZ	2.36	0.74
3:GN:102:ASP:HA	3:GN:105:ARG:HE	1.53	0.74
3:KJ:92:VAL:HG22	3:LE:92:VAL:HG22	1.68	0.74
3:KM:52:VAL:HG21	3:MF:130:PRO:HA	1.70	0.74
1:A:893:A:N1	3:II:57:ARG:NH2	2.35	0.74
1:A:2156:U:O2'	3:HE:58:ASN:ND2	2.21	0.74
1:A:2484:C:O2'	3:EF:58:ASN:OD1	2.05	0.74
3:DC:62:TYR:CD2	3:EN:128:LEU:HD23	2.22	0.74
3:EB:86:ARG:NH2	3:MJ:100:SER:HA	2.03	0.74
3:EG:114:ALA:CB	3:GC:8:LEU:HD22	2.18	0.74
3:FJ:60:LYS:H	3:FJ:61:ASN:HB3	1.53	0.74
3:IL:53:SER:OG	3:IL:59:ARG:NE	2.21	0.74
3:KH:120:LEU:HG	3:KH:121:LEU:HD12	1.68	0.74
3:MK:102:ASP:OD2	3:MK:103:GLU:N	2.21	0.74
1:A:1910:C:N3	1:A:2005:G:N2	2.34	0.73
3:CF:64:VAL:HG11	3:GM:125:ILE:CD1	2.18	0.73
3:DE:91:ASP:OD2	3:EL:93:THR:OG1	2.04	0.73
3:FA:107:PHE:O	3:FA:111:GLU:OE1	2.06	0.73
3:IB:109:ARG:NH1	3:IK:126:ASP:OD2	2.21	0.73
3:IG:65:GLN:OE1	3:IG:93:THR:OG1	2.01	0.73
3:KI:79:SER:O	3:KI:80:CYS:SG	2.45	0.73
3:KJ:27:ASN:OD1	3:KJ:29:THR:N	2.21	0.73
3:LG:62:TYR:CE2	3:MG:128:LEU:HD22	2.23	0.73
3:LL:105:ARG:NH2	3:MB:126:ASP:O	2.19	0.73
3:ND:27:ASN:OD1	3:ND:29:THR:N	2.20	0.73

Continued on next page...

Continued from previous page...

Atom-1	Atom-2	Interatomic distance (Å)	Clash overlap (Å)
1:A:1014:C:O2'	1:A:3197:A:N3	2.21	0.73
1:A:2157:C:P	3:HE:59:ARG:HE	2.11	0.73
2:M:324:PHE:CD2	2:M:417:VAL:HG11	2.23	0.73
3:BI:11:ILE:HD12	3:HM:110:THR:OG1	1.88	0.73
3:CC:11:ILE:HG22	3:CC:17:GLN:O	1.88	0.73
3:LL:116:LEU:HD22	3:MB:113:ALA:HB2	1.71	0.73
1:A:3723:C:O2'	3:ML:54:GLN:O	2.06	0.73
2:M:279:ASN:OD1	2:M:280:ARG:N	2.21	0.73
3:CG:11:ILE:HG22	3:CG:17:GLN:O	1.88	0.73
3:HI:114:ALA:HB3	3:II:8:LEU:HD12	1.68	0.73
3:HJ:45:GLU:N	3:HJ:45:GLU:OE1	2.22	0.73
3:IC:60:LYS:H	3:IC:61:ASN:HB3	1.53	0.73
3:IJ:103:GLU:OE2	3:NE:13:LYS:NZ	2.21	0.73
3:JK:85:THR:HG23	3:JK:86:ARG:HG3	1.70	0.73
3:KC:48:VAL:HG22	3:KC:68:ILE:HD12	1.69	0.73
3:MC:27:ASN:OD1	3:MC:30:ASN:N	2.21	0.73
1:A:2243:A:N6	1:A:2248:G:O6	2.21	0.73
1:A:3771:G:O2'	3:LH:47:ARG:NH2	2.21	0.73
3:FJ:20:VAL:HG23	3:FJ:38:ALA:HB2	1.70	0.73
1:A:283:U:O2'	1:A:341:U:OP2	2.06	0.73
1:A:2337:C:O2'	3:HB:57:ARG:NH1	2.21	0.73
3:EA:94:PHE:CD2	3:LM:125:ILE:HD12	2.23	0.73
3:GE:8:LEU:HD12	3:HE:114:ALA:HB3	1.69	0.73
3:HN:60:LYS:H	3:HN:61:ASN:HB3	1.52	0.73
3:IB:121:LEU:O	3:IB:125:ILE:HG22	1.88	0.73
3:KM:114:ALA:HB3	3:MF:8:LEU:HD11	1.70	0.73
3:LH:45:GLU:N	3:LH:45:GLU:OE1	2.21	0.73
3:LL:128:LEU:O	3:MC:24:ARG:NH1	2.21	0.73
1:A:707:A:N6	1:A:726:G:O6	2.22	0.73
3:BF:13:LYS:HZ2	3:IN:103:GLU:HA	1.54	0.73
3:DK:6:VAL:HG12	3:DK:8:LEU:HD21	1.70	0.73
3:DL:44:LEU:HD22	3:DN:98:GLN:O	1.89	0.73
3:EK:116:LEU:HD21	3:FM:112:LEU:HD23	1.69	0.73
3:FI:79:SER:O	3:FI:80:CYS:HB2	1.88	0.73
3:FN:125:ILE:HD12	3:HB:94:PHE:CD2	2.24	0.73
3:HA:37:GLN:NE2	3:HA:38:ALA:O	2.20	0.73
3:IJ:125:ILE:HG21	3:NE:109:ARG:HD3	1.71	0.73
3:IM:8:LEU:HD12	3:JM:114:ALA:HB3	1.70	0.73
3:KC:114:ALA:HB3	3:LC:8:LEU:HD12	1.71	0.73
1:A:401:A:OP2	3:DI:57:ARG:NH1	2.22	0.73
1:A:942:U:O4	3:HM:59:ARG:NH2	2.22	0.73

Continued on next page...

Continued from previous page...

Atom-1	Atom-2	Interatomic distance (Å)	Clash overlap (Å)
1:A:1113:U:O4'	3:NJ:57:ARG:NH2	2.21	0.73
3:CM:11:ILE:HG22	3:CM:17:GLN:O	1.88	0.73
3:DD:4:GLU:OE2	3:DD:5:THR:OG1	2.04	0.73
3:DG:105:ARG:NH2	3:EJ:126:ASP:O	2.20	0.73
3:ED:48:VAL:HG22	3:ED:68:ILE:CD1	2.19	0.73
3:FD:11:ILE:HG22	3:LH:110:THR:OG1	1.89	0.73
3:FH:97:THR:HG21	3:FK:86:ARG:HG2	1.71	0.73
3:LL:60:LYS:H	3:LL:61:ASN:HB3	1.54	0.73
3:B:8:LEU:HD12	3:B:9:GLY:H	1.52	0.73
3:BH:105:ARG:NH2	3:IL:126:ASP:O	2.22	0.73
3:CK:102:ASP:OD1	3:CK:103:GLU:N	2.21	0.73
3:DG:100:SER:OG	3:EJ:86:ARG:NH1	2.21	0.73
3:FB:113:ALA:HB2	3:LJ:116:LEU:CD2	2.19	0.73
3:GJ:123:ASP:OD1	3:GJ:129:ASN:ND2	2.20	0.73
3:JM:60:LYS:H	3:JM:61:ASN:HB3	1.53	0.73
3:KC:101:THR:HG23	3:LC:86:ARG:HH12	1.53	0.73
3:LM:79:SER:O	3:LM:80:CYS:HB2	1.87	0.73
3:LN:52:VAL:HG23	3:LN:64:VAL:HG22	1.71	0.73
1:A:1067:G:N1	1:A:1214:U:O4	2.21	0.73
1:A:1450:U:C4	1:A:1451:U:O4	2.41	0.73
3:CA:64:VAL:HG11	3:DH:125:ILE:CD1	2.18	0.73
3:EB:116:LEU:HD22	3:MJ:113:ALA:HB2	1.70	0.73
3:EJ:82:PRO:O	3:EL:99:TYR:OH	2.04	0.73
3:FI:109:ARG:NH1	3:KE:122:ILE:HA	2.04	0.73
3:GG:101:THR:HG23	3:JE:86:ARG:HH22	1.52	0.73
3:GL:126:ASP:OD2	3:GL:127:GLN:NE2	2.21	0.73
3:IJ:11:ILE:HG22	3:IJ:17:GLN:O	1.88	0.73
3:ME:11:ILE:HG22	3:ME:17:GLN:O	1.87	0.73
3:ND:37:GLN:NE2	3:ND:38:ALA:O	2.21	0.73
1:A:2369:U:N3	1:A:2411:C:O2	2.22	0.73
1:A:2527:U:OP1	3:FA:63:LYS:NZ	2.19	0.73
1:A:2635:A:N3	1:A:2637:U:N3	2.36	0.73
3:BA:56:SER:OG	3:BA:58:ASN:OD1	2.06	0.73
3:BG:41:VAL:O	3:BG:44:LEU:HD23	1.89	0.73
3:BL:24:ARG:NH1	3:HK:128:LEU:O	2.21	0.73
3:DA:114:ALA:CB	3:MM:8:LEU:HD12	2.19	0.73
3:DD:11:ILE:HG22	3:DD:17:GLN:O	1.89	0.73
3:EB:115:LEU:CD2	3:MJ:8:LEU:HD11	2.19	0.73
3:FM:60:LYS:H	3:FM:61:ASN:HB3	1.53	0.73
3:HL:65:GLN:OE1	3:HL:93:THR:HG22	1.89	0.73
3:IH:100:SER:OG	3:IH:105:ARG:NH1	2.22	0.73

Continued on next page...

Continued from previous page...

Atom-1	Atom-2	Interatomic distance (Å)	Clash overlap (Å)
3:II:54:GLN:N	3:II:54:GLN:OE1	2.22	0.73
3:JD:11:ILE:HG23	3:JH:110:THR:HG23	1.70	0.73
3:LA:132:TYR:OH	3:MF:2:LYS:NZ	2.21	0.73
3:LI:87:GLN:NE2	3:LI:88:ALA:O	2.22	0.73
3:ME:109:ARG:CZ	3:NH:122:ILE:HD12	2.19	0.73
3:MK:48:VAL:HG22	3:MK:68:ILE:HD12	1.69	0.73
1:A:1960:A:N6	3:JK:54:GLN:O	2.22	0.72
1:A:3793:U:O2	3:KH:58:ASN:ND2	2.22	0.72
3:CC:103:GLU:HA	3:DF:13:LYS:CE	2.19	0.72
3:DA:101:THR:HG23	3:MM:86:ARG:HH22	1.51	0.72
3:DN:3:LEU:HD12	3:DN:35:LEU:HD11	1.71	0.72
3:GI:2:LYS:NZ	3:JE:132:TYR:OXT	2.22	0.72
3:LA:86:ARG:HH12	3:MD:99:TYR:C	1.92	0.72
3:LF:102:ASP:OD1	3:LF:103:GLU:N	2.21	0.72
3:LJ:48:VAL:HG22	3:LJ:68:ILE:CD1	2.19	0.72
3:LL:8:LEU:HD21	3:MB:115:LEU:HD22	1.71	0.72
3:LL:109:ARG:NH1	3:MB:122:ILE:O	2.22	0.72
3:MK:74:CYS:SG	3:MK:85:THR:OG1	2.43	0.72
3:MN:11:ILE:HG22	3:MN:17:GLN:C	2.10	0.72
3:NE:32:VAL:HG22	3:NE:51:SER:OG	1.89	0.72
1:A:1856:U:O2'	1:A:2193:A:N1	2.21	0.72
1:A:1897:G:OP2	1:A:1899:C:N4	2.21	0.72
1:A:3581:U:N3	1:A:4168:A:OP1	2.22	0.72
1:A:3760:G:N1	1:A:3761:U:O4	2.23	0.72
3:BG:126:ASP:O	3:IA:105:ARG:NH1	2.22	0.72
3:BI:125:ILE:CG2	3:HM:64:VAL:HG11	2.19	0.72
3:CL:109:ARG:NH2	3:HH:122:ILE:HD13	2.04	0.72
3:DA:114:ALA:HB3	3:MM:8:LEU:HD12	1.71	0.72
3:FH:65:GLN:N	3:FH:65:GLN:OE1	2.22	0.72
3:IK:101:THR:OG1	3:IK:103:GLU:OE1	2.07	0.72
3:JF:129:ASN:OD1	3:JM:25:GLY:N	2.21	0.72
3:KN:65:GLN:NE2	3:KN:92:VAL:O	2.22	0.72
3:LM:42:PRO:O	3:LM:47:ARG:NH2	2.21	0.72
1:A:622:C:N3	1:A:644:G:N1	2.37	0.72
3:BH:114:ALA:HB3	3:IL:8:LEU:HD12	1.70	0.72
3:DJ:11:ILE:HG22	3:DJ:17:GLN:O	1.90	0.72
3:GM:37:GLN:OE1	3:GM:39:GLY:N	2.21	0.72
3:JE:125:ILE:O	3:JE:128:LEU:HD12	1.89	0.72
3:LF:22:ASN:OD1	3:LF:36:SER:OG	2.06	0.72
3:LL:114:ALA:HB3	3:MB:8:LEU:HD22	1.69	0.72
3:ML:6:VAL:HG12	3:ML:8:LEU:CD2	2.20	0.72

Continued on next page...

Continued from previous page...

Atom-1	Atom-2	Interatomic distance (Å)	Clash overlap (Å)
3:BI:70:ASN:ND2	3:HM:104:GLU:OE1	2.21	0.72
3:CN:13:LYS:N	3:CN:13:LYS:HD2	2.04	0.72
3:EI:125:ILE:HD11	3:GA:109:ARG:HG2	1.71	0.72
3:FE:103:GLU:HA	3:KI:13:LYS:NZ	2.04	0.72
3:FF:46:LYS:NZ	3:LF:111:GLU:OE2	2.22	0.72
3:GK:24:ARG:O	3:GN:129:ASN:ND2	2.22	0.72
3:GL:27:ASN:OD1	3:GL:29:THR:N	2.22	0.72
3:HN:111:GLU:O	3:HN:115:LEU:HD23	1.89	0.72
3:IA:24:ARG:NH1	3:ID:129:ASN:OD1	2.22	0.72
3:ID:97:THR:N	3:ID:100:SER:HG	1.88	0.72
3:IF:12:GLY:N	3:NI:110:THR:HG21	2.04	0.72
3:JD:11:ILE:HG23	3:JH:110:THR:CG2	2.19	0.72
3:KE:58:ASN:O	3:KE:59:ARG:NH2	2.22	0.72
3:NB:114:ALA:CB	3:NF:8:LEU:HD12	2.18	0.72
1:A:1920:G:O2'	3:GI:58:ASN:ND2	2.23	0.72
1:A:2104:U:O2'	3:JD:63:LYS:NZ	2.22	0.72
1:A:2491:A:OP2	1:A:2527:U:O2'	2.06	0.72
3:BC:13:LYS:HE2	3:ND:103:GLU:HA	1.70	0.72
3:CH:86:ARG:HH22	3:HL:101:THR:HG23	1.53	0.72
3:EB:114:ALA:CB	3:MJ:8:LEU:HD22	2.19	0.72
3:EC:127:GLN:O	3:LI:24:ARG:NH1	2.22	0.72
3:EE:97:THR:N	3:EE:100:SER:OG	2.23	0.72
3:EF:107:PHE:CZ	3:FA:19:LEU:HD11	2.24	0.72
3:EL:14:ASP:OD1	3:EL:16:LYS:N	2.22	0.72
3:GJ:26:VAL:HG12	3:GJ:33:ALA:HA	1.70	0.72
3:LB:23:PRO:HA	3:LB:35:LEU:HD23	1.71	0.72
3:ME:103:GLU:OE2	3:NH:13:LYS:HE3	1.89	0.72
3:NB:8:LEU:HD22	3:NF:114:ALA:HB1	1.72	0.72
1:A:186:G:H22	1:A:265:G:P	2.11	0.72
1:A:2544:G:N2	1:A:2567:A:H62	1.88	0.72
1:A:2662:C:O2	1:A:2663:U:N3	2.21	0.72
1:A:2686:G:O6	1:A:2764:U:C2	2.42	0.72
3:DD:11:ILE:HG22	3:DD:17:GLN:C	2.10	0.72
3:EI:52:VAL:HG12	3:EI:64:VAL:CG2	2.18	0.72
3:FH:103:GLU:HA	3:FK:13:LYS:CE	2.19	0.72
3:FN:116:LEU:O	3:HB:109:ARG:NH2	2.22	0.72
3:GC:119:PRO:HA	3:GC:122:ILE:HD12	1.72	0.72
1:A:1832:U:OP2	3:JA:59:ARG:NH2	2.22	0.72
3:BH:119:PRO:HA	3:BH:122:ILE:HD12	1.71	0.72
3:GF:45:GLU:N	3:GF:45:GLU:OE1	2.23	0.72
3:GG:60:LYS:HB3	3:GG:61:ASN:OD1	1.88	0.72

Continued on next page...

Continued from previous page...

Atom-1	Atom-2	Interatomic distance (Å)	Clash overlap (Å)
3:HB:127:GLN:OE1	3:HB:129:ASN:ND2	2.22	0.72
3:JD:8:LEU:HD11	3:JH:114:ALA:HB3	1.71	0.72
3:JK:32:VAL:HG22	3:JK:51:SER:OG	1.89	0.72
3:JM:27:ASN:OD1	3:JM:29:THR:OG1	2.06	0.72
3:KJ:132:TYR:O	3:LE:2:LYS:NZ	2.21	0.72
3:MH:11:ILE:HG23	3:MH:17:GLN:HG3	1.70	0.72
1:A:718:G:OP1	3:LC:27:ASN:ND2	2.22	0.72
1:A:1323:A:O2'	1:A:1324:A:OP1	2.05	0.72
1:A:2419:U:OP2	1:A:4069:C:O2'	2.07	0.72
3:BG:92:VAL:HG22	3:IA:92:VAL:HG22	1.72	0.72
3:CN:97:THR:O	3:CN:100:SER:OG	2.04	0.72
3:DA:62:TYR:CD2	3:MM:128:LEU:HD13	2.24	0.72
3:DG:114:ALA:HB3	3:EJ:8:LEU:HD12	1.70	0.72
3:DL:62:TYR:CE2	3:MN:128:LEU:HD23	2.25	0.72
3:DM:104:GLU:OE1	3:EM:72:THR:OG1	2.07	0.72
3:FC:52:VAL:HG13	3:FC:62:TYR:OH	1.88	0.72
3:FL:125:ILE:CD1	3:HD:64:VAL:HG11	2.20	0.72
3:LE:11:ILE:HG22	3:LE:17:GLN:O	1.89	0.72
3:NH:23:PRO:HA	3:NH:35:LEU:HD13	1.72	0.72
1:A:3630:A:O2'	1:A:3631:A:O4'	2.05	0.72
1:A:4191:G:N3	1:A:4193:A:N7	2.38	0.72
3:BA:72:THR:OG1	3:MK:104:GLU:OE2	2.07	0.72
3:BG:114:ALA:HB3	3:IA:8:LEU:HD12	1.72	0.72
3:DL:86:ARG:HH12	3:MN:101:THR:HG23	1.53	0.72
3:FF:109:ARG:NE	3:FF:110:THR:HG23	2.05	0.72
3:GD:110:THR:OG1	3:KF:11:ILE:HG23	1.89	0.72
3:GG:86:ARG:HH12	3:JE:101:THR:HG23	1.55	0.72
3:GH:126:ASP:OD1	3:KB:106:ALA:N	2.23	0.72
3:GJ:94:PHE:CD2	3:GN:125:ILE:HD12	2.24	0.72
3:HA:112:LEU:O	3:HA:116:LEU:HD23	1.90	0.72
3:HI:21:LEU:HD22	3:HI:35:LEU:HB3	1.70	0.72
3:IG:55:PRO:HD3	3:IG:62:TYR:CE1	2.25	0.72
3:LL:1:ALA:N	3:MB:123:ASP:OD2	2.19	0.72
3:NB:116:LEU:O	3:NF:109:ARG:NH1	2.23	0.72
3:NI:102:ASP:OD2	3:NI:103:GLU:N	2.23	0.72
1:A:807:A:N6	1:A:2459:U:O2	2.23	0.72
1:A:3629:G:N1	3:ED:89:TYR:OH	2.22	0.72
2:M:159:TYR:HE2	2:M:163:LEU:HD11	1.54	0.72
3:BC:102:ASP:OD1	3:BC:103:GLU:N	2.23	0.72
3:BG:125:ILE:HD12	3:IA:94:PHE:CD1	2.25	0.72
3:FG:19:LEU:HD11	3:KG:107:PHE:CZ	2.25	0.72

Continued on next page...

Continued from previous page...

Atom-1	Atom-2	Interatomic distance (Å)	Clash overlap (Å)
3:FH:125:ILE:CD1	3:FK:64:VAL:HG11	2.20	0.72
3:GG:105:ARG:NE	3:JE:128:LEU:HD11	2.03	0.72
3:GJ:126:ASP:O	3:GN:105:ARG:NH2	2.23	0.72
3:GL:48:VAL:HG12	3:GL:68:ILE:HG13	1.72	0.72
3:HD:4:GLU:OE2	3:HD:5:THR:OG1	2.07	0.72
3:HI:102:ASP:O	3:II:13:LYS:NZ	2.21	0.72
3:IH:103:GLU:HA	3:NG:13:LYS:CE	2.20	0.72
3:KH:109:ARG:CG	3:KL:116:LEU:HD11	2.20	0.72
3:LK:11:ILE:HG22	3:LK:17:GLN:O	1.90	0.72
1:A:1246:G:N2	1:A:1246:G:OP1	2.23	0.71
1:A:2617:A:OP2	1:A:2650:A:N6	2.22	0.71
3:BB:86:ARG:NH2	3:MA:99:TYR:HB3	2.05	0.71
3:CF:101:THR:N	3:CF:104:GLU:OE1	2.23	0.71
3:FL:68:ILE:HG21	3:HD:111:GLU:OE2	1.90	0.71
3:HN:102:ASP:OD1	3:HN:103:GLU:N	2.23	0.71
3:ID:107:PHE:O	3:ID:111:GLU:OE1	2.08	0.71
3:IF:64:VAL:HG11	3:NI:125:ILE:HD13	1.71	0.71
3:IG:86:ARG:NH1	3:JK:81:ASP:OD2	2.23	0.71
3:IG:92:VAL:HG22	3:JJ:92:VAL:HG22	1.71	0.71
3:JD:24:ARG:NH1	3:KA:127:GLN:O	2.22	0.71
3:MC:116:LEU:HD21	3:NJ:112:LEU:HD23	1.72	0.71
3:MM:99:TYR:OH	3:MN:84:VAL:N	2.22	0.71
1:A:1367:U:OP1	3:CD:61:ASN:ND2	2.23	0.71
1:A:3301:A:O3'	3:JG:89:TYR:OH	2.08	0.71
1:A:3609:G:N1	1:A:3645:U:C2	2.57	0.71
3:CH:12:GLY:N	3:HL:110:THR:HG21	2.05	0.71
3:DA:109:ARG:HH12	3:MM:122:ILE:HG22	1.55	0.71
3:FH:104:GLU:HA	3:FH:107:PHE:CE1	2.25	0.71
3:GI:11:ILE:HG22	3:GI:17:GLN:O	1.90	0.71
3:HN:104:GLU:OE2	3:ID:86:ARG:NH2	2.24	0.71
3:KB:11:ILE:HG22	3:KB:17:GLN:O	1.89	0.71
3:NB:125:ILE:HD13	3:NF:94:PHE:HE2	1.54	0.71
1:A:1077:U:O2'	1:A:1078:C:O4'	2.06	0.71
1:A:2686:G:H1	1:A:2764:U:HO2'	1.35	0.71
1:A:3665:A:N7	3:LH:61:ASN:ND2	2.38	0.71
3:BB:105:ARG:NE	3:MA:128:LEU:HD11	2.05	0.71
3:CB:66:VAL:HG21	3:HC:121:LEU:HD21	1.71	0.71
3:GA:4:GLU:N	3:GA:4:GLU:OE1	2.23	0.71
3:GF:11:ILE:HG22	3:GF:17:GLN:O	1.89	0.71
3:IH:62:TYR:CD2	3:NG:128:LEU:HD23	2.25	0.71
3:JE:27:ASN:OD1	3:JE:29:THR:OG1	2.06	0.71

Continued on next page...

Continued from previous page...

Atom-1	Atom-2	Interatomic distance (Å)	Clash overlap (Å)
3:JG:54:GLN:N	3:JG:54:GLN:OE1	2.24	0.71
3:KH:132:TYR:HE1	3:KL:26:VAL:HG11	1.55	0.71
3:KN:27:ASN:OD1	3:KN:29:THR:N	2.22	0.71
3:NF:11:ILE:HG22	3:NF:17:GLN:O	1.89	0.71
1:A:238:C:N4	1:A:239:G:O6	2.23	0.71
1:A:1130:C:N4	1:A:1152:A:H61	1.88	0.71
1:A:1857:U:O4	1:A:2018:C:O2'	2.08	0.71
3:BA:30:ASN:OD1	3:BA:32:VAL:HG23	1.91	0.71
3:BA:91:ASP:OD1	3:MK:93:THR:OG1	2.06	0.71
3:BJ:116:LEU:HD12	3:BN:109:ARG:HG3	1.71	0.71
3:CC:94:PHE:HD2	3:DF:125:ILE:HD12	1.54	0.71
3:CH:25:GLY:N	3:HJ:129:ASN:OD1	2.22	0.71
3:DG:102:ASP:OD1	3:DG:103:GLU:N	2.24	0.71
3:EG:27:ASN:CG	3:EG:29:THR:HG1	1.94	0.71
3:GI:3:LEU:HD21	3:JC:131:ALA:HB1	1.72	0.71
3:GK:86:ARG:NH2	3:JA:99:TYR:HB3	2.05	0.71
3:IB:8:LEU:HD22	3:IK:114:ALA:CB	2.20	0.71
3:IH:94:PHE:CD2	3:NG:125:ILE:HD12	2.25	0.71
3:JK:26:VAL:HG11	3:KN:132:TYR:HE1	1.55	0.71
3:LF:44:LEU:HD22	3:LH:62:TYR:OH	1.90	0.71
3:MD:102:ASP:OD1	3:MD:103:GLU:N	2.24	0.71
3:ME:8:LEU:HD12	3:NH:114:ALA:CB	2.20	0.71
1:A:1328:U:O4	1:A:1594:C:C4	2.43	0.71
1:A:3585:A:H62	3:LH:59:ARG:HD3	1.53	0.71
1:A:3825:C:O2'	1:A:3826:C:OP1	2.09	0.71
3:BD:100:SER:HA	3:JB:86:ARG:HH22	1.54	0.71
3:BF:102:ASP:OD1	3:BF:103:GLU:N	2.23	0.71
3:CM:114:ALA:HB1	3:NA:8:LEU:HD11	1.73	0.71
3:DK:3:LEU:HD11	3:DK:35:LEU:HD11	1.70	0.71
3:GL:116:LEU:HD11	3:HG:112:LEU:CD2	2.21	0.71
3:JJ:20:VAL:HG23	3:JJ:38:ALA:HB2	1.73	0.71
3:KK:111:GLU:O	3:KK:115:LEU:HD23	1.90	0.71
3:KM:100:SER:N	3:MF:86:ARG:HH22	1.89	0.71
3:MC:131:ALA:HB1	3:NJ:3:LEU:HD21	1.72	0.71
3:MF:23:PRO:HA	3:MF:35:LEU:HD23	1.72	0.71
3:MM:60:LYS:H	3:MM:61:ASN:HB3	1.55	0.71
3:NA:48:VAL:HG22	3:NA:68:ILE:HD12	1.72	0.71
3:ND:11:ILE:HG22	3:ND:17:GLN:O	1.91	0.71
1:A:2489:U:H2'	1:A:2585:G:H22	1.55	0.71
3:BF:121:LEU:O	3:BF:125:ILE:HG22	1.90	0.71
3:BJ:132:TYR:OH	3:BN:26:VAL:HG21	1.90	0.71

Continued on next page...

Continued from previous page...

Atom-1	Atom-2	Interatomic distance (Å)	Clash overlap (Å)
3:CH:19:LEU:HD12	3:HL:111:GLU:OE1	1.89	0.71
3:DG:11:ILE:HG22	3:DG:17:GLN:O	1.91	0.71
3:EL:37:GLN:NE2	3:EL:38:ALA:O	2.23	0.71
3:GA:56:SER:OG	3:GA:59:ARG:NE	2.20	0.71
3:GD:48:VAL:HG22	3:GD:68:ILE:HD12	1.72	0.71
3:HH:54:GLN:O	3:HH:59:ARG:NE	2.23	0.71
3:IH:24:ARG:NH1	3:JJ:128:LEU:O	2.24	0.71
3:KC:106:ALA:N	3:LC:126:ASP:OD1	2.24	0.71
3:KH:72:THR:OG1	3:KL:104:GLU:OE2	2.06	0.71
3:KM:92:VAL:CG2	3:MF:92:VAL:HG22	2.19	0.71
3:NI:11:ILE:HG22	3:NI:17:GLN:O	1.90	0.71
1:A:2289:A:O2'	1:A:2290:C:O4'	2.08	0.71
3:CE:125:ILE:O	3:CE:128:LEU:HD12	1.90	0.71
3:CH:19:LEU:HD11	3:HL:107:PHE:CZ	2.26	0.71
3:CN:67:LYS:NZ	3:CN:91:ASP:OD2	2.22	0.71
3:DC:122:ILE:HG22	3:EN:109:ARG:CZ	2.20	0.71
3:DG:103:GLU:CA	3:EJ:13:LYS:HZ1	2.02	0.71
3:FI:125:ILE:HD13	3:KE:94:PHE:HE2	1.55	0.71
3:CB:32:VAL:HG22	3:CB:51:SER:OG	1.90	0.71
3:DG:8:LEU:HD12	3:EJ:114:ALA:HB3	1.72	0.71
3:DH:127:GLN:N	3:DH:127:GLN:OE1	2.24	0.71
3:FE:60:LYS:H	3:FE:61:ASN:HB3	1.56	0.71
3:FL:2:LYS:NZ	3:HD:132:TYR:OXT	2.23	0.71
3:GA:56:SER:HG	3:GA:59:ARG:HE	1.38	0.71
3:GA:68:ILE:HG22	3:GA:90:ALA:HB3	1.73	0.71
3:GL:8:LEU:CD1	3:HG:115:LEU:HD22	2.20	0.71
3:JD:60:LYS:H	3:JD:61:ASN:HB3	1.55	0.71
3:ME:11:ILE:HG22	3:ME:17:GLN:C	2.11	0.71
1:A:1080:U:OP2	3:JL:61:ASN:ND2	2.24	0.71
1:A:3348:U:O2'	3:MD:30:ASN:ND2	2.22	0.71
1:A:4135:C:H4'	3:KE:59:ARG:CZ	2.21	0.71
3:BD:93:THR:OG1	3:JB:91:ASP:OD1	2.07	0.71
3:BM:114:ALA:HB3	3:DJ:8:LEU:HD12	1.72	0.71
3:DA:109:ARG:HG2	3:MM:116:LEU:HD11	1.73	0.71
3:EA:127:GLN:NE2	3:LM:102:ASP:OD2	2.23	0.71
3:GE:11:ILE:HG22	3:GE:17:GLN:O	1.90	0.71
3:GG:27:ASN:CG	3:GG:29:THR:HG1	1.94	0.71
3:GH:86:ARG:NH1	3:KB:101:THR:HG23	2.06	0.71
3:GJ:92:VAL:HG22	3:GN:92:VAL:HG22	1.73	0.71
3:HK:123:ASP:OD2	3:HK:129:ASN:ND2	2.24	0.71
3:HL:11:ILE:HG22	3:HL:17:GLN:O	1.89	0.71

Continued on next page...

Continued from previous page...

Atom-1	Atom-2	Interatomic distance (Å)	Clash overlap (Å)
3:II:60:LYS:HB2	3:II:61:ASN:HB2	1.71	0.71
3:JB:48:VAL:HG22	3:JB:68:ILE:HD12	1.73	0.71
3:KH:8:LEU:HD12	3:KL:114:ALA:CB	2.21	0.71
3:KJ:2:LYS:NZ	3:KL:132:TYR:OXT	2.24	0.71
1:A:727:U:O2'	1:A:728:U:O4'	2.09	0.71
1:A:3288:A:N6	1:A:3373:G:OP2	2.24	0.71
1:A:3425:A:N3	3:GF:30:ASN:ND2	2.38	0.71
3:BB:97:THR:O	3:BB:100:SER:OG	2.06	0.71
3:BL:109:ARG:NH2	3:CG:126:ASP:OD2	2.22	0.71
3:CF:11:ILE:HG22	3:CF:17:GLN:C	2.11	0.71
3:DH:11:ILE:HG22	3:DH:17:GLN:O	1.91	0.71
3:DM:97:THR:HG23	3:EM:86:ARG:NH2	2.06	0.71
3:FI:14:ASP:OD2	3:FI:16:LYS:NZ	2.23	0.71
3:HI:11:ILE:HG22	3:HI:17:GLN:O	1.91	0.71
3:JG:102:ASP:OD1	3:JG:103:GLU:N	2.23	0.71
1:A:1710:A:OP2	3:JM:59:ARG:NH2	2.24	0.70
3:BF:8:LEU:HD21	3:IN:114:ALA:HB3	1.72	0.70
3:BF:81:ASP:OD1	3:CE:86:ARG:NH2	2.23	0.70
3:BJ:92:VAL:HG22	3:BN:92:VAL:HG22	1.71	0.70
3:CB:64:VAL:HG11	3:HC:125:ILE:CD1	2.21	0.70
3:CI:26:VAL:HG11	3:DI:132:TYR:CE1	2.26	0.70
3:CL:11:ILE:HG22	3:CL:17:GLN:O	1.91	0.70
3:DB:11:ILE:HG23	3:DB:17:GLN:HB2	1.73	0.70
3:DM:111:GLU:O	3:DM:115:LEU:HD23	1.91	0.70
3:EC:105:ARG:CZ	3:LK:128:LEU:HD12	2.20	0.70
3:EF:111:GLU:O	3:EF:115:LEU:HD23	1.91	0.70
3:EG:27:ASN:OD1	3:EG:29:THR:N	2.24	0.70
3:EH:26:VAL:O	3:GA:132:TYR:OH	2.07	0.70
3:IC:8:LEU:HD12	3:JN:114:ALA:HB3	1.73	0.70
3:IF:102:ASP:OD2	3:IF:103:GLU:N	2.24	0.70
3:IM:26:VAL:HG11	3:JM:132:TYR:HE1	1.56	0.70
3:JK:92:VAL:HG22	3:KN:92:VAL:HG22	1.72	0.70
3:KM:45:GLU:N	3:KM:45:GLU:OE1	2.24	0.70
3:LC:60:LYS:H	3:LC:61:ASN:HB3	1.54	0.70
3:MD:37:GLN:OE1	3:MD:39:GLY:N	2.23	0.70
3:MI:6:VAL:HG12	3:MI:8:LEU:HD21	1.73	0.70
3:NB:132:TYR:CE1	3:NF:26:VAL:HG11	2.24	0.70
1:A:1500:G:O4'	3:BM:57:ARG:NH1	2.22	0.70
1:A:2393:A:N6	3:FJ:55:PRO:O	2.22	0.70
3:BG:122:ILE:HG22	3:IA:109:ARG:NH1	2.06	0.70
3:BG:125:ILE:HD12	3:IA:94:PHE:CE1	2.26	0.70

Continued on next page...

Continued from previous page...

Atom-1	Atom-2	Interatomic distance (Å)	Clash overlap (Å)
3:CJ:3:LEU:HD21	3:HJ:131:ALA:HB1	1.74	0.70
3:FC:125:ILE:HG13	3:GB:64:VAL:HG11	1.73	0.70
3:FJ:97:THR:OG1	3:HF:86:ARG:NH2	2.23	0.70
3:GK:116:LEU:O	3:JA:109:ARG:NH1	2.24	0.70
3:IE:86:ARG:NH2	3:JL:99:TYR:O	2.24	0.70
3:IJ:55:PRO:HD3	3:IJ:62:TYR:CD2	2.26	0.70
3:IM:79:SER:O	3:IM:80:CYS:HB2	1.92	0.70
3:JI:119:PRO:HA	3:JI:122:ILE:HD12	1.72	0.70
3:JM:5:THR:HG22	3:JM:22:ASN:ND2	2.06	0.70
3:LG:11:ILE:HG22	3:LG:17:GLN:O	1.89	0.70
3:MC:92:VAL:HG22	3:NJ:92:VAL:HG22	1.73	0.70
3:ME:22:ASN:O	3:ME:35:LEU:HD12	1.90	0.70
1:A:2328:G:H22	1:A:2342:G:H1	1.37	0.70
3:DC:109:ARG:HH12	3:EN:122:ILE:HD13	1.56	0.70
3:FK:11:ILE:CD1	3:FK:19:LEU:HD23	2.21	0.70
3:FN:110:THR:HB	3:HB:11:ILE:HD12	1.71	0.70
3:GD:8:LEU:HD11	3:KF:115:LEU:HD22	1.73	0.70
3:IH:3:LEU:HD21	3:NG:131:ALA:HB1	1.71	0.70
3:JF:99:TYR:O	3:KA:86:ARG:NH2	2.23	0.70
1:A:528:G:N2	1:A:529:A:H62	1.90	0.70
1:A:713:U:O3'	3:KC:59:ARG:NH1	2.24	0.70
1:A:860:C:O2'	1:A:861:A:O5'	2.09	0.70
1:A:3309:A:O2'	1:A:3310:U:O4'	2.08	0.70
3:BE:122:ILE:HD13	3:CE:109:ARG:CZ	2.22	0.70
3:CF:86:ARG:HH22	3:GM:101:THR:HG23	1.57	0.70
3:DA:62:TYR:HD2	3:MM:128:LEU:HD13	1.56	0.70
3:DG:107:PHE:CZ	3:EJ:19:LEU:HD11	2.26	0.70
3:DM:126:ASP:OD2	3:DM:127:GLN:NE2	2.24	0.70
3:FN:129:ASN:OD1	3:HC:24:ARG:NH1	2.24	0.70
3:GE:11:ILE:HD12	3:HE:110:THR:OG1	1.91	0.70
3:GF:109:ARG:NE	3:GF:110:THR:HG23	2.06	0.70
3:GK:65:GLN:OE1	3:GK:67:LYS:NZ	2.21	0.70
3:GL:116:LEU:HD11	3:HG:112:LEU:HD22	1.73	0.70
3:HI:107:PHE:O	3:HI:111:GLU:OE1	2.10	0.70
3:JN:109:ARG:HG3	3:JN:110:THR:N	2.05	0.70
3:KD:11:ILE:HG22	3:KD:17:GLN:O	1.92	0.70
3:KL:11:ILE:HG22	3:KL:17:GLN:C	2.12	0.70
3:MD:60:LYS:HB2	3:MD:61:ASN:HB2	1.73	0.70
1:A:727:U:HO2'	1:A:728:U:H6	1.37	0.70
1:A:2381:U:O3'	3:FK:60:LYS:NZ	2.24	0.70
3:BF:115:LEU:CD2	3:IN:48:VAL:HG11	2.21	0.70

Continued on next page...

Continued from previous page...

Atom-1	Atom-2	Interatomic distance (Å)	Clash overlap (Å)
3:BG:8:LEU:HD12	3:IA:114:ALA:CB	2.21	0.70
3:CI:99:TYR:O	3:DI:86:ARG:NH1	2.25	0.70
3:EI:109:ARG:HB2	3:GA:116:LEU:HD11	1.72	0.70
3:FB:86:ARG:NH2	3:LJ:104:GLU:OE2	2.22	0.70
3:FH:112:LEU:CD2	3:FK:116:LEU:HD13	2.22	0.70
3:GL:109:ARG:HG2	3:HG:116:LEU:HD21	1.72	0.70
3:IM:26:VAL:HG11	3:JM:132:TYR:CE1	2.25	0.70
3:JG:25:GLY:HA3	3:LB:130:PRO:HD2	1.72	0.70
3:KH:112:LEU:O	3:KH:116:LEU:HD23	1.91	0.70
3:LL:65:GLN:CD	3:LL:93:THR:HG1	1.95	0.70
1:A:186:G:N1	1:A:264:C:O3'	2.24	0.70
1:A:1945:A:O2'	1:A:1946:U:O5'	2.10	0.70
1:A:2119:A:N3	3:GG:57:ARG:NH2	2.40	0.70
3:EB:113:ALA:HB2	3:MJ:116:LEU:HD22	1.72	0.70
3:FG:60:LYS:HG3	3:FG:98:GLN:HB3	1.72	0.70
3:FL:114:ALA:CB	3:HD:8:LEU:HD12	2.22	0.70
3:FN:115:LEU:HD22	3:HB:8:LEU:HD21	1.74	0.70
3:GJ:85:THR:HG23	3:GJ:86:ARG:HG2	1.73	0.70
3:GK:11:ILE:HG22	3:GK:17:GLN:O	1.90	0.70
3:KF:11:ILE:O	3:KF:17:GLN:NE2	2.24	0.70
3:LL:6:VAL:HG12	3:LL:8:LEU:HD11	1.73	0.70
1:A:491:A:H61	1:A:506:C:H42	1.37	0.70
1:A:2704:A:OP1	3:CN:61:ASN:ND2	2.23	0.70
1:A:3044:U:OP1	3:BA:57:ARG:NH2	2.24	0.70
1:A:3492:A:OP1	3:KM:63:LYS:NZ	2.23	0.70
3:BM:44:LEU:HD13	3:CA:98:GLN:NE2	2.06	0.70
3:CF:121:LEU:O	3:GM:109:ARG:NH2	2.25	0.70
3:CH:11:ILE:CD1	3:HL:110:THR:HG23	2.21	0.70
3:DB:11:ILE:HG22	3:DB:17:GLN:O	1.92	0.70
3:DN:111:GLU:OE1	3:ML:68:ILE:HG21	1.92	0.70
3:EH:54:GLN:N	3:EH:54:GLN:OE1	2.24	0.70
3:FN:79:SER:O	3:FN:80:CYS:HB2	1.91	0.70
3:GJ:132:TYR:CZ	3:GN:26:VAL:HG11	2.26	0.70
3:GK:68:ILE:HG21	3:JA:111:GLU:OE2	1.92	0.70
3:HJ:107:PHE:O	3:HJ:111:GLU:OE1	2.08	0.70
3:ID:102:ASP:OD2	3:ID:103:GLU:N	2.23	0.70
3:MC:64:VAL:HG11	3:NJ:125:ILE:CD1	2.22	0.70
3:MI:96:PHE:CE2	3:MI:105:ARG:HG2	2.27	0.70
1:A:176:A:O2'	1:A:317:A:N1	2.25	0.70
1:A:1010:C:O2	3:IH:57:ARG:NH1	2.24	0.70
1:A:4157:U:H2'	1:A:4159:A:H62	1.57	0.70

Continued on next page...

Continued from previous page...

Atom-1	Atom-2	Interatomic distance (Å)	Clash overlap (Å)
3:BD:60:LYS:H	3:BD:61:ASN:HB3	1.56	0.70
3:CD:3:LEU:HD21	3:HA:131:ALA:HB1	1.74	0.70
3:DM:114:ALA:HB3	3:EM:8:LEU:HD12	1.74	0.70
3:EB:8:LEU:HD12	3:MJ:114:ALA:CB	2.22	0.70
3:ED:60:LYS:H	3:ED:61:ASN:HB3	1.56	0.70
3:FE:107:PHE:O	3:FE:111:GLU:OE1	2.09	0.70
3:GE:125:ILE:O	3:GE:128:LEU:HD12	1.91	0.70
3:IG:114:ALA:HB3	3:JJ:8:LEU:HD12	1.73	0.70
3:KC:8:LEU:HD12	3:LC:114:ALA:HB3	1.73	0.70
3:KM:119:PRO:HA	3:KM:122:ILE:HD12	1.74	0.70
3:LA:86:ARG:NH2	3:MD:100:SER:OG	2.25	0.70
3:MN:4:GLU:OE2	3:MN:5:THR:OG1	2.09	0.70
1:A:2685:A:O2'	1:A:2686:G:OP1	2.10	0.70
3:BD:114:ALA:HB3	3:JB:8:LEU:HD12	1.72	0.70
3:GA:24:ARG:NH1	3:HB:128:LEU:O	2.25	0.70
3:GK:62:TYR:CG	3:JA:128:LEU:HD21	2.27	0.70
3:ID:84:VAL:HG22	3:ID:87:GLN:OE1	1.90	0.70
3:JA:24:ARG:NE	3:JA:36:SER:OG	2.24	0.70
3:JN:11:ILE:HG22	3:JN:17:GLN:O	1.91	0.70
3:KC:8:LEU:HD12	3:LC:114:ALA:CB	2.22	0.70
1:A:693:U:O4	1:A:694:A:N6	2.24	0.70
1:A:3674:U:O4	1:A:3770:C:N4	2.25	0.70
3:CH:62:TYR:CD2	3:HL:128:LEU:HD21	2.26	0.70
3:DN:8:LEU:HD22	3:ML:114:ALA:HB1	1.74	0.70
3:DN:86:ARG:NH1	3:ML:99:TYR:O	2.25	0.70
3:EA:128:LEU:O	3:LN:24:ARG:NH1	2.24	0.70
3:EC:109:ARG:HD3	3:LK:125:ILE:HG21	1.73	0.70
3:GG:13:LYS:NZ	3:JE:106:ALA:HB3	2.05	0.70
3:GL:11:ILE:HG22	3:GL:17:GLN:O	1.92	0.70
3:HF:11:ILE:HG22	3:HF:17:GLN:O	1.90	0.70
3:IF:68:ILE:HD11	3:NI:111:GLU:CD	2.12	0.70
3:IJ:112:LEU:HD21	3:NE:68:ILE:HG21	1.72	0.70
3:LM:11:ILE:HG22	3:LM:17:GLN:C	2.13	0.70
1:A:1127:A:O2'	1:A:1128:A:O4'	2.08	0.69
1:A:2684:U:O4	3:DC:47:ARG:NH2	2.25	0.69
1:A:3557:U:O2'	1:A:3558:U:OP1	2.10	0.69
2:M:281:GLU:OE2	2:M:340:ASN:ND2	2.25	0.69
3:CK:24:ARG:NH2	3:NA:127:GLN:O	2.23	0.69
3:ED:30:ASN:OD1	3:ED:32:VAL:HG23	1.92	0.69
3:FC:13:LYS:NZ	3:GB:102:ASP:OD2	2.21	0.69
3:FC:52:VAL:HG12	3:FC:54:GLN:OE1	1.91	0.69

Continued on next page...

Continued from previous page...

Atom-1	Atom-2	Interatomic distance (Å)	Clash overlap (Å)
3:FC:125:ILE:CG1	3:GB:64:VAL:HG11	2.22	0.69
3:GK:101:THR:HG23	3:JA:86:ARG:NH2	2.05	0.69
3:IC:119:PRO:O	3:IC:122:ILE:HG12	1.92	0.69
3:IL:27:ASN:OD1	3:IL:29:THR:OG1	2.05	0.69
3:NA:45:GLU:N	3:NA:45:GLU:OE1	2.25	0.69
3:BB:11:ILE:HG22	3:BB:17:GLN:C	2.12	0.69
3:CI:11:ILE:HG22	3:CI:17:GLN:O	1.92	0.69
3:DA:111:GLU:O	3:DA:115:LEU:HD23	1.92	0.69
3:EL:52:VAL:HG23	3:EL:64:VAL:HG22	1.72	0.69
3:FB:115:LEU:CD2	3:LJ:8:LEU:HD11	2.22	0.69
3:FG:24:ARG:NE	3:FG:36:SER:OG	2.24	0.69
3:FH:60:LYS:H	3:FH:61:ASN:HB3	1.57	0.69
3:GI:13:LYS:NZ	3:JC:106:ALA:HB3	2.07	0.69
3:HK:107:PHE:O	3:HK:111:GLU:OE1	2.09	0.69
3:IB:115:LEU:HD22	3:IK:8:LEU:CD1	2.22	0.69
3:IL:60:LYS:H	3:IL:61:ASN:HB3	1.57	0.69
3:MB:79:SER:O	3:MB:80:CYS:HB2	1.92	0.69
1:A:225:U:N3	1:A:228:U:O4	2.23	0.69
1:A:308:C:O3'	3:CK:59:ARG:NH2	2.24	0.69
1:A:1457:A:N7	3:EK:57:ARG:NH2	2.40	0.69
1:A:3583:A:O2'	1:A:3585:A:OP1	2.10	0.69
3:CK:109:ARG:HD3	3:NC:125:ILE:HD11	1.72	0.69
3:DA:2:LYS:NZ	3:MM:132:TYR:O	2.25	0.69
3:FB:115:LEU:CD1	3:LJ:68:ILE:HD11	2.22	0.69
3:KL:58:ASN:O	3:KL:59:ARG:NH1	2.24	0.69
3:KN:52:VAL:HG12	3:KN:64:VAL:HG22	1.75	0.69
1:A:3714:C:O2'	1:A:3715:C:O4'	2.10	0.69
3:CA:102:ASP:OD1	3:CA:103:GLU:N	2.25	0.69
3:CB:114:ALA:HB3	3:HC:8:LEU:HD12	1.74	0.69
3:CF:109:ARG:NH1	3:GM:122:ILE:HD13	2.07	0.69
3:DL:60:LYS:H	3:DL:61:ASN:HB3	1.57	0.69
3:GH:103:GLU:OE1	3:KB:13:LYS:NZ	2.18	0.69
3:IG:105:ARG:HD3	3:JJ:125:ILE:HG22	1.73	0.69
3:JI:52:VAL:CG1	3:JI:64:VAL:HG22	2.21	0.69
3:JM:58:ASN:OD1	3:JM:59:ARG:NH1	2.24	0.69
3:KK:52:VAL:HG23	3:KK:52:VAL:O	1.93	0.69
3:NJ:11:ILE:HG22	3:NJ:17:GLN:O	1.92	0.69
1:A:2335:A:HO2'	1:A:2336:A:P	2.16	0.69
1:A:2688:C:H42	1:A:2763:C:H42	1.39	0.69
1:A:4079:G:O2'	1:A:4080:G:O5'	2.09	0.69
3:CB:8:LEU:HD12	3:HC:114:ALA:HB3	1.74	0.69

Continued on next page...

Continued from previous page...

Atom-1	Atom-2	Interatomic distance (Å)	Clash overlap (Å)
3:CI:30:ASN:OD1	3:CI:32:VAL:N	2.25	0.69
3:CM:125:ILE:O	3:CM:128:LEU:HD12	1.92	0.69
3:FI:109:ARG:CZ	3:KE:122:ILE:HA	2.23	0.69
3:FJ:123:ASP:OD1	3:FJ:129:ASN:ND2	2.26	0.69
3:GH:8:LEU:HD22	3:KB:114:ALA:HB1	1.75	0.69
3:GL:102:ASP:OD1	3:GL:103:GLU:N	2.24	0.69
3:IA:48:VAL:HG13	3:IA:68:ILE:CD1	2.23	0.69
3:IE:114:ALA:HB1	3:JL:8:LEU:CD1	2.10	0.69
3:KJ:45:GLU:N	3:KJ:45:GLU:OE1	2.26	0.69
3:LG:11:ILE:CD1	3:MG:110:THR:HG23	2.22	0.69
3:LG:121:LEU:O	3:LG:125:ILE:HG22	1.92	0.69
3:ME:79:SER:O	3:ME:80:CYS:HB2	1.91	0.69
1:A:67:A:N1	1:A:367:U:O2'	2.23	0.69
1:A:2418:A:N3	1:A:4085:C:O2'	2.25	0.69
1:A:2492:C:O5'	1:A:2584:A:O2'	2.11	0.69
3:BB:109:ARG:HH22	3:MA:117:ALA:HA	1.56	0.69
3:BK:32:VAL:HG13	3:BK:51:SER:OG	1.92	0.69
3:CK:60:LYS:HB2	3:CK:61:ASN:HB2	1.74	0.69
3:CL:79:SER:O	3:CL:80:CYS:HB2	1.91	0.69
3:DL:8:LEU:HD22	3:MN:114:ALA:CB	2.23	0.69
3:EL:24:ARG:NH1	3:FM:128:LEU:O	2.24	0.69
3:EM:111:GLU:O	3:EM:115:LEU:HD23	1.93	0.69
3:FE:132:TYR:CZ	3:KI:26:VAL:HG11	2.28	0.69
3:GD:23:PRO:HA	3:GD:35:LEU:HD13	1.75	0.69
3:GH:11:ILE:HG22	3:GH:17:GLN:O	1.92	0.69
3:HM:11:ILE:HG22	3:HM:17:GLN:O	1.93	0.69
3:HN:125:ILE:O	3:HN:128:LEU:HD12	1.93	0.69
3:IA:107:PHE:O	3:IA:111:GLU:OE1	2.11	0.69
3:IN:11:ILE:HG23	3:IN:17:GLN:HB2	1.74	0.69
3:JD:27:ASN:CG	3:JD:29:THR:HG1	1.94	0.69
3:KJ:114:ALA:CB	3:LE:8:LEU:HD12	2.22	0.69
3:MJ:27:ASN:CG	3:MJ:29:THR:HG1	1.95	0.69
3:MN:11:ILE:HG22	3:MN:17:GLN:O	1.92	0.69
1:A:2444:U:HO2'	1:A:2445:U:H6	1.40	0.69
1:A:4027:A:N1	1:A:4028:A:N6	2.41	0.69
3:CE:102:ASP:OD1	3:CE:103:GLU:N	2.26	0.69
3:DA:26:VAL:HG11	3:MM:132:TYR:CZ	2.26	0.69
3:DA:109:ARG:NH1	3:MM:122:ILE:HG22	2.07	0.69
3:DC:114:ALA:HB3	3:EN:8:LEU:CD1	2.22	0.69
3:DD:56:SER:OG	3:DD:58:ASN:OD1	2.10	0.69
3:DK:6:VAL:HG12	3:DK:8:LEU:CD2	2.23	0.69

Continued on next page...

Continued from previous page...

Atom-1	Atom-2	Interatomic distance (Å)	Clash overlap (Å)
3:EB:24:ARG:NH2	3:LM:128:LEU:O	2.26	0.69
3:IA:11:ILE:HG22	3:IA:17:GLN:O	1.92	0.69
3:IL:37:GLN:OE1	3:IL:39:GLY:N	2.23	0.69
3:IN:24:ARG:NE	3:IN:36:SER:OG	2.23	0.69
3:KK:66:VAL:HG23	3:KK:92:VAL:HG12	1.74	0.69
3:KK:109:ARG:HG2	3:MH:116:LEU:HD11	1.75	0.69
3:LA:86:ARG:HH22	3:MD:100:SER:N	1.90	0.69
1:A:368:U:O2	1:A:370:G:N1	2.25	0.69
1:A:1226:A:O2'	1:A:1227:U:OP1	2.10	0.69
1:A:2247:A:HO2'	1:A:2248:G:P	2.15	0.69
1:A:2703:G:HO2'	1:A:2704:A:C1'	2.05	0.69
3:B:37:GLN:OE1	3:B:46:LYS:N	2.25	0.69
3:BF:115:LEU:HD21	3:IN:48:VAL:HG11	1.73	0.69
3:BH:116:LEU:HD22	3:IL:109:ARG:HG2	1.75	0.69
3:CI:48:VAL:HG13	3:CI:68:ILE:CD1	2.23	0.69
3:CM:8:LEU:HD22	3:NA:114:ALA:HB1	1.73	0.69
3:CN:92:VAL:HG22	3:DD:92:VAL:HG22	1.75	0.69
3:DC:109:ARG:NH1	3:EN:122:ILE:HD13	2.08	0.69
3:DL:132:TYR:CZ	3:MN:26:VAL:HG21	2.27	0.69
3:DM:86:ARG:HH22	3:EM:99:TYR:C	1.96	0.69
3:EB:109:ARG:CZ	3:MJ:126:ASP:OD1	2.41	0.69
3:EM:58:ASN:OD1	3:EM:59:ARG:N	2.24	0.69
3:FC:42:PRO:O	3:FC:47:ARG:NH2	2.26	0.69
3:FI:110:THR:OG1	3:KE:11:ILE:HD12	1.92	0.69
3:FJ:6:VAL:HG12	3:FJ:8:LEU:CD2	2.23	0.69
3:GJ:48:VAL:HG22	3:GJ:68:ILE:HD12	1.73	0.69
3:IF:30:ASN:OD1	3:IF:32:VAL:HG23	1.92	0.69
3:IF:114:ALA:HB3	3:NI:8:LEU:HD12	1.74	0.69
3:IF:132:TYR:CE1	3:NI:26:VAL:HG11	2.27	0.69
3:IH:92:VAL:HG22	3:NG:92:VAL:HG22	1.75	0.69
3:IH:112:LEU:O	3:IH:116:LEU:HD23	1.93	0.69
3:KF:72:THR:HB	3:KF:86:ARG:HB2	1.74	0.69
3:LA:48:VAL:HG22	3:LA:68:ILE:HD12	1.74	0.69
3:LL:24:ARG:NH2	3:MI:127:GLN:O	2.22	0.69
3:LM:100:SER:OG	3:LM:105:ARG:NH1	2.26	0.69
3:MF:102:ASP:OD1	3:MF:103:GLU:N	2.26	0.69
3:NB:128:LEU:HD21	3:NF:62:TYR:CG	2.27	0.69
3:BH:62:TYR:CD1	3:IL:128:LEU:HD22	2.27	0.69
3:BI:13:LYS:CE	3:HM:106:ALA:HB3	2.23	0.69
3:CJ:27:ASN:OD1	3:CJ:29:THR:N	2.26	0.69
3:CN:60:LYS:H	3:CN:61:ASN:HB3	1.56	0.69

Continued on next page...

Continued from previous page...

Atom-1	Atom-2	Interatomic distance (Å)	Clash overlap (Å)
3:EE:105:ARG:NH1	3:LI:128:LEU:HD11	2.08	0.69
3:HI:26:VAL:HG11	3:II:132:TYR:CE1	2.28	0.69
3:IK:19:LEU:HD11	3:IK:46:LYS:HE3	1.74	0.69
3:JC:11:ILE:HG22	3:JC:17:GLN:O	1.93	0.69
1:A:2308:C:H2'	1:A:2309:C:O4'	1.93	0.69
1:A:3723:C:OP1	3:ML:56:SER:OG	2.10	0.69
3:BD:119:PRO:O	3:BD:122:ILE:HG22	1.93	0.69
3:BF:11:ILE:HG22	3:BF:17:GLN:O	1.93	0.69
3:BH:79:SER:O	3:BH:80:CYS:SG	2.51	0.69
3:CB:128:LEU:HD23	3:HC:62:TYR:HD2	1.58	0.69
3:CE:48:VAL:HG13	3:CE:68:ILE:CD1	2.22	0.69
3:CE:58:ASN:OD1	3:CE:59:ARG:N	2.26	0.69
3:CL:102:ASP:OD1	3:CL:103:GLU:N	2.26	0.69
3:DB:125:ILE:HD12	3:DK:94:PHE:HD1	1.56	0.69
3:DH:112:LEU:O	3:DH:116:LEU:HD23	1.93	0.69
3:DM:26:VAL:HG11	3:EM:132:TYR:HE1	1.56	0.69
3:DN:3:LEU:HD21	3:ML:131:ALA:HB1	1.75	0.69
3:FF:48:VAL:HG22	3:FF:68:ILE:HD12	1.75	0.69
3:FF:109:ARG:HE	3:FF:110:THR:HG23	1.56	0.69
3:FG:92:VAL:HG21	3:KG:112:LEU:HD11	1.75	0.69
3:IA:11:ILE:HG22	3:IA:17:GLN:C	2.13	0.69
3:JC:3:LEU:HD12	3:JC:35:LEU:HD11	1.75	0.69
3:JJ:60:LYS:HB3	3:JJ:61:ASN:HB2	1.75	0.69
3:KF:3:LEU:HD21	3:KF:33:ALA:HB1	1.75	0.69
3:LL:23:PRO:HA	3:LL:35:LEU:HD13	1.75	0.69
3:LN:97:THR:OG1	3:MI:86:ARG:NH2	2.25	0.69
3:ME:97:THR:HG23	3:NH:86:ARG:NH1	2.08	0.69
3:NB:122:ILE:HD12	3:NB:126:ASP:OD2	1.93	0.69
3:NC:11:ILE:HG22	3:NC:17:GLN:C	2.12	0.69
3:ND:3:LEU:CD1	3:ND:35:LEU:HD11	2.23	0.69
1:A:135:U:O4'	3:MB:30:ASN:ND2	2.25	0.68
1:A:1271:U:O2	1:A:1275:A:N6	2.19	0.68
1:A:1309:C:N4	1:A:1310:G:O6	2.25	0.68
1:A:2686:G:N1	1:A:2764:U:O2'	2.25	0.68
3:BL:125:ILE:O	3:BL:128:LEU:HD12	1.93	0.68
3:CB:11:ILE:HG22	3:CB:17:GLN:O	1.93	0.68
3:CH:11:ILE:HG22	3:CH:17:GLN:O	1.93	0.68
3:DA:109:ARG:HE	3:DA:110:THR:HG23	1.56	0.68
3:DG:26:VAL:HG11	3:EJ:132:TYR:HE1	1.58	0.68
3:GD:13:LYS:CE	3:KF:103:GLU:O	2.41	0.68
3:GF:109:ARG:HE	3:GF:110:THR:HG23	1.57	0.68

Continued on next page...

Continued from previous page...

Atom-1	Atom-2	Interatomic distance (Å)	Clash overlap (Å)
3:GJ:8:LEU:HD11	3:GN:114:ALA:HB3	1.73	0.68
3:GK:116:LEU:HA	3:JA:109:ARG:HH12	1.58	0.68
3:IB:109:ARG:NH1	3:IK:122:ILE:HD12	2.08	0.68
3:IC:8:LEU:HD12	3:JN:114:ALA:CB	2.23	0.68
3:IF:13:LYS:NZ	3:NI:102:ASP:OD2	2.25	0.68
3:MC:68:ILE:HD11	3:NJ:111:GLU:CD	2.13	0.68
3:ML:11:ILE:HG22	3:ML:17:GLN:O	1.93	0.68
3:MM:11:ILE:HG22	3:MM:17:GLN:O	1.93	0.68
3:NC:68:ILE:HG22	3:NC:90:ALA:HB3	1.74	0.68
1:A:2707:U:O2'	1:A:2709:A:OP2	2.11	0.68
1:A:2972:U:O2'	1:A:2974:A:OP2	2.08	0.68
1:A:3809:G:OP2	3:KH:56:SER:N	2.26	0.68
3:CK:58:ASN:OD1	3:CK:59:ARG:NH1	2.26	0.68
3:CK:111:GLU:CD	3:NC:68:ILE:HD11	2.12	0.68
3:EA:60:LYS:H	3:EA:61:ASN:HB3	1.58	0.68
3:FJ:132:TYR:CZ	3:HF:26:VAL:HG11	2.29	0.68
3:GH:91:ASP:OD1	3:KB:93:THR:OG1	2.11	0.68
3:HI:19:LEU:HD21	3:HI:21:LEU:HG	1.76	0.68
3:HN:12:GLY:H	3:ID:110:THR:HG21	1.59	0.68
3:JF:11:ILE:HG22	3:JF:17:GLN:O	1.92	0.68
3:KD:27:ASN:OD1	3:KD:29:THR:N	2.24	0.68
3:KF:55:PRO:O	3:KF:57:ARG:NH2	2.25	0.68
3:LG:102:ASP:O	3:MG:13:LYS:NZ	2.23	0.68
3:MH:75:THR:HG22	3:MH:82:PRO:CG	2.23	0.68
1:A:1915:A:O2'	1:A:1916:U:O5'	2.11	0.68
1:A:2413:C:N4	1:A:2416:G:OP1	2.24	0.68
3:BB:103:GLU:HA	3:MA:13:LYS:NZ	2.07	0.68
3:CL:48:VAL:HG22	3:CL:68:ILE:HD12	1.73	0.68
3:CM:24:ARG:HH21	3:HH:130:PRO:HD3	1.58	0.68
3:DA:97:THR:O	3:DA:100:SER:OG	2.05	0.68
3:DD:26:VAL:HG23	3:DD:32:VAL:C	2.13	0.68
3:EB:24:ARG:NH1	3:LM:127:GLN:O	2.26	0.68
3:EE:86:ARG:NH1	3:LI:99:TYR:O	2.26	0.68
3:EK:26:VAL:HG11	3:FM:132:TYR:CZ	2.29	0.68
3:FJ:115:LEU:HD22	3:HF:8:LEU:HD11	1.74	0.68
3:GK:86:ARG:NH1	3:JA:99:TYR:O	2.27	0.68
3:GK:116:LEU:O	3:JA:109:ARG:NH2	2.27	0.68
3:GL:27:ASN:OD1	3:GL:30:ASN:N	2.26	0.68
3:HA:11:ILE:HG22	3:HA:17:GLN:O	1.91	0.68
3:KD:52:VAL:O	3:KD:52:VAL:HG23	1.92	0.68
3:KG:100:SER:OG	3:KG:105:ARG:NH1	2.25	0.68

Continued on next page...

Continued from previous page...

Atom-1	Atom-2	Interatomic distance (Å)	Clash overlap (Å)
3:KM:92:VAL:HG22	3:MF:92:VAL:CG2	2.20	0.68
3:LB:52:VAL:HG12	3:LB:64:VAL:HG22	1.74	0.68
3:MJ:41:VAL:HG13	3:MJ:44:LEU:HD11	1.76	0.68
1:A:3011:U:O2'	1:A:3012:U:O5'	2.11	0.68
1:A:3038:U:O2	1:A:3039:A:N6	2.26	0.68
3:BB:26:VAL:HG11	3:MA:132:TYR:CE1	2.28	0.68
3:BK:26:VAL:HG11	3:HK:132:TYR:CZ	2.28	0.68
3:CC:105:ARG:NH2	3:DF:126:ASP:O	2.27	0.68
3:CF:26:VAL:HG11	3:GM:132:TYR:CZ	2.29	0.68
3:CF:125:ILE:HD12	3:GM:94:PHE:CD1	2.28	0.68
3:DM:114:ALA:CB	3:EM:8:LEU:HD12	2.22	0.68
3:EK:109:ARG:NH1	3:FM:122:ILE:HG22	2.08	0.68
3:GE:109:ARG:HG3	3:HE:116:LEU:HD11	1.74	0.68
3:HA:11:ILE:HG23	3:HA:17:GLN:HB2	1.75	0.68
3:IE:64:VAL:HG11	3:JL:125:ILE:CD1	2.22	0.68
3:KC:11:ILE:HG22	3:KC:17:GLN:C	2.13	0.68
3:KC:106:ALA:HB2	3:LC:126:ASP:OD2	1.91	0.68
3:KH:128:LEU:O	3:KM:24:ARG:NH1	2.26	0.68
3:LG:122:ILE:HG23	3:MG:109:ARG:HH12	1.57	0.68
3:LN:114:ALA:HB1	3:MI:8:LEU:CD1	2.22	0.68
1:A:770:G:O6	1:A:845:U:O2	2.11	0.68
1:A:3592:A:N7	3:FC:60:LYS:NZ	2.41	0.68
1:A:4191:G:C2	1:A:4193:A:N7	2.62	0.68
3:CM:27:ASN:OD1	3:CM:29:THR:N	2.27	0.68
3:DE:103:GLU:O	3:EL:13:LYS:NZ	2.26	0.68
3:EH:18:THR:C	3:EH:19:LEU:HD22	2.13	0.68
3:GD:101:THR:OG1	3:GD:104:GLU:OE2	2.10	0.68
3:GF:116:LEU:HD11	3:KD:109:ARG:HG3	1.76	0.68
3:GN:11:ILE:HG22	3:GN:17:GLN:O	1.94	0.68
3:IA:24:ARG:NH2	3:ID:127:GLN:O	2.26	0.68
3:LA:26:VAL:HG11	3:MD:132:TYR:CZ	2.28	0.68
3:LN:125:ILE:CD1	3:MI:64:VAL:HG11	2.24	0.68
3:MC:125:ILE:HD11	3:NJ:64:VAL:HG11	1.75	0.68
3:MF:68:ILE:CG2	3:MF:90:ALA:HB3	2.23	0.68
3:NH:3:LEU:HD23	3:NH:3:LEU:H	1.59	0.68
1:A:1418:U:OP1	3:GA:60:LYS:NZ	2.18	0.68
3:DL:110:THR:CG2	3:MN:11:ILE:HD12	2.24	0.68
3:FC:62:TYR:HE1	3:FC:64:VAL:HG23	1.58	0.68
3:FJ:6:VAL:HG12	3:FJ:8:LEU:HD21	1.75	0.68
3:HI:106:ALA:HB3	3:II:13:LYS:NZ	2.08	0.68
3:HN:13:LYS:N	3:HN:13:LYS:HD2	2.09	0.68

Continued on next page...

Continued from previous page...

Atom-1	Atom-2	Interatomic distance (Å)	Clash overlap (Å)
3:JE:96:PHE:CD2	3:JE:105:ARG:HD3	2.28	0.68
3:JG:94:PHE:HD2	3:LD:125:ILE:CD1	2.07	0.68
3:MI:11:ILE:HG22	3:MI:17:GLN:O	1.93	0.68
3:MM:27:ASN:ND2	3:MM:30:ASN:OD1	2.27	0.68
1:A:1833:A:HO2'	1:A:1834:A:C1'	2.05	0.68
1:A:3620:A:N6	1:A:3623:G:OP2	2.25	0.68
3:BE:122:ILE:HD13	3:CE:109:ARG:NH1	2.08	0.68
3:BK:6:VAL:HG12	3:BK:8:LEU:CD2	2.23	0.68
3:BK:114:ALA:CB	3:HK:8:LEU:HD22	2.24	0.68
3:CB:55:PRO:HD3	3:CB:62:TYR:CE1	2.28	0.68
3:CI:8:LEU:HD11	3:DI:115:LEU:HD22	1.74	0.68
3:CM:24:ARG:NH2	3:HH:128:LEU:O	2.26	0.68
3:FB:109:ARG:NH2	3:LJ:126:ASP:OD2	2.26	0.68
3:HH:125:ILE:O	3:HH:128:LEU:HD12	1.94	0.68
3:JG:92:VAL:HG22	3:LD:92:VAL:HG22	1.76	0.68
3:KL:11:ILE:HG22	3:KL:17:GLN:O	1.94	0.68
3:LA:122:ILE:HA	3:MD:109:ARG:CZ	2.23	0.68
3:MA:6:VAL:HG12	3:MA:8:LEU:HD21	1.75	0.68
1:A:1683:G:O6	3:BE:98:GLN:NE2	2.26	0.68
1:A:2508:A:N1	3:LI:67:LYS:NZ	2.40	0.68
1:A:3403:C:N4	1:A:3945:G:O6	2.26	0.68
3:BB:110:THR:CB	3:MA:11:ILE:HD12	2.24	0.68
3:BI:6:VAL:HG12	3:BI:8:LEU:CD2	2.24	0.68
3:BK:27:ASN:OD1	3:BK:29:THR:HG22	1.94	0.68
3:BL:127:GLN:HB2	3:BL:129:ASN:OD1	1.93	0.68
3:CA:114:ALA:CB	3:DH:8:LEU:HD12	2.24	0.68
3:EB:109:ARG:NH2	3:MJ:126:ASP:OD1	2.27	0.68
3:EC:3:LEU:HD12	3:EC:35:LEU:HD11	1.76	0.68
3:EG:67:LYS:NZ	3:EG:91:ASP:OD2	2.26	0.68
3:FD:85:THR:O	3:LH:99:TYR:OH	2.11	0.68
3:II:20:VAL:CG1	3:II:38:ALA:HB2	2.24	0.68
3:KK:92:VAL:HB	3:MH:92:VAL:HG12	1.74	0.68
3:KK:132:TYR:CE1	3:MH:26:VAL:HG21	2.29	0.68
3:MA:60:LYS:H	3:MA:61:ASN:HB3	1.58	0.68
3:MK:11:ILE:HG22	3:MK:17:GLN:C	2.14	0.68
1:A:1010:C:O2	3:IH:57:ARG:CZ	2.41	0.68
1:A:3000:A:O2'	1:A:3079:G:O6	2.05	0.68
1:A:3684:U:O2	1:A:3756:G:C2	2.47	0.68
1:A:4191:G:C2'	1:A:4193:A:H62	2.07	0.68
3:CC:110:THR:HB	3:DF:11:ILE:HD12	1.75	0.68
3:IH:72:THR:O	3:IH:86:ARG:HB2	1.93	0.68

Continued on next page...

Continued from previous page...

Atom-1	Atom-2	Interatomic distance (Å)	Clash overlap (Å)
1:A:3352:U:OP2	3:MD:57:ARG:NH1	2.27	0.68
3:BL:6:VAL:HG12	3:BL:8:LEU:HD21	1.74	0.68
3:CG:102:ASP:OD1	3:CG:103:GLU:N	2.27	0.68
3:DH:102:ASP:OD1	3:DH:103:GLU:N	2.27	0.68
3:DI:11:ILE:HG22	3:DI:17:GLN:O	1.93	0.68
3:EB:132:TYR:OXT	3:ML:2:LYS:NZ	2.27	0.68
3:FI:109:ARG:NH2	3:KE:122:ILE:O	2.26	0.68
3:GG:97:THR:HG21	3:JE:86:ARG:HG2	1.76	0.68
3:GJ:99:TYR:HB3	3:GN:86:ARG:NH2	2.09	0.68
3:IB:86:ARG:NH2	3:IK:99:TYR:O	2.26	0.68
3:JG:114:ALA:CB	3:LD:8:LEU:HD12	2.24	0.68
3:LN:8:LEU:HD11	3:MI:114:ALA:HB3	1.74	0.68
3:MM:23:PRO:O	3:MM:24:ARG:NH2	2.27	0.68
3:NE:27:ASN:OD1	3:NE:29:THR:OG1	2.07	0.68
3:NG:102:ASP:OD1	3:NG:103:GLU:N	2.26	0.68
1:A:1265:G:O2'	3:CE:67:LYS:NZ	2.27	0.67
1:A:1328:U:N3	1:A:1594:C:O2	2.28	0.67
1:A:1399:C:N3	1:A:1543:U:O4	2.27	0.67
1:A:2211:G:N2	1:A:2213:U:OP2	2.27	0.67
1:A:2677:G:H22	1:A:2774:U:H3	1.42	0.67
1:A:3589:G:N2	3:FD:87:GLN:OE1	2.27	0.67
3:BK:111:GLU:OE1	3:HK:68:ILE:HD11	1.94	0.67
3:CF:86:ARG:NH2	3:GM:101:THR:HG23	2.09	0.67
3:DM:77:ASN:ND2	3:EN:77:ASN:O	2.26	0.67
3:EB:64:VAL:HG21	3:MJ:125:ILE:HG22	1.76	0.67
3:HN:13:LYS:HE2	3:ID:103:GLU:HA	1.75	0.67
3:LE:105:ARG:O	3:LE:108:VAL:HG22	1.94	0.67
3:ME:21:LEU:HB3	3:ME:35:LEU:HG	1.75	0.67
1:A:2496:G:OP2	3:EE:57:ARG:NH1	2.23	0.67
3:BC:92:VAL:HG22	3:ND:92:VAL:HG22	1.77	0.67
3:BG:37:GLN:OE1	3:BG:39:GLY:N	2.25	0.67
3:BK:11:ILE:HD12	3:HK:110:THR:HB	1.74	0.67
3:DB:8:LEU:HD21	3:DK:115:LEU:HD23	1.76	0.67
3:DC:128:LEU:O	3:FA:24:ARG:NH1	2.27	0.67
3:DE:106:ALA:HB2	3:EL:126:ASP:OD1	1.94	0.67
3:DI:131:ALA:O	3:DI:132:TYR:CD1	2.47	0.67
3:ED:68:ILE:HD11	3:EH:111:GLU:OE2	1.93	0.67
3:FA:74:CYS:SG	3:FA:85:THR:HG21	2.34	0.67
3:HN:116:LEU:HD21	3:ID:112:LEU:HD22	1.74	0.67
3:IC:32:VAL:HG13	3:IC:51:SER:OG	1.94	0.67
3:JB:105:ARG:HD3	3:JB:105:ARG:C	2.15	0.67

Continued on next page...

Continued from previous page...

Atom-1	Atom-2	Interatomic distance (Å)	Clash overlap (Å)
3:MD:11:ILE:HG22	3:MD:17:GLN:C	2.15	0.67
3:MM:52:VAL:O	3:MM:52:VAL:HG23	1.94	0.67
1:A:151:G:O2'	1:A:152:A:O5'	2.11	0.67
1:A:2347:A:HO2'	1:A:2348:A:H8	1.41	0.67
3:CB:55:PRO:HD3	3:CB:62:TYR:CD1	2.30	0.67
3:DA:11:ILE:HG22	3:DA:17:GLN:O	1.94	0.67
3:FJ:103:GLU:HA	3:HF:13:LYS:NZ	2.09	0.67
3:FL:114:ALA:HB3	3:HD:8:LEU:HD12	1.76	0.67
3:FN:111:GLU:O	3:FN:115:LEU:HD23	1.94	0.67
3:GL:56:SER:OG	3:GL:59:ARG:NE	2.18	0.67
3:IC:114:ALA:CB	3:JN:8:LEU:HD12	2.25	0.67
3:JD:68:ILE:HD13	3:JH:111:GLU:OE1	1.94	0.67
3:KH:8:LEU:HD12	3:KL:114:ALA:HB1	1.76	0.67
3:LB:27:ASN:OD1	3:LB:30:ASN:N	2.28	0.67
3:NE:3:LEU:H	3:NE:3:LEU:HD23	1.58	0.67
3:BD:122:ILE:HA	3:JB:105:ARG:NH2	2.10	0.67
3:CE:23:PRO:HA	3:CE:35:LEU:HD23	1.77	0.67
3:CM:112:LEU:HD23	3:NA:116:LEU:HD21	1.76	0.67
3:DE:111:GLU:O	3:DE:115:LEU:HD23	1.93	0.67
3:DI:103:GLU:OE1	3:DI:103:GLU:N	2.26	0.67
3:FH:8:LEU:HD12	3:FK:114:ALA:CB	2.24	0.67
3:GE:100:SER:HA	3:HE:86:ARG:NH2	2.09	0.67
3:HI:65:GLN:OE1	3:HI:93:THR:HG22	1.94	0.67
3:HN:13:LYS:CE	3:ID:103:GLU:HA	2.24	0.67
3:IJ:55:PRO:HD3	3:IJ:62:TYR:CE2	2.29	0.67
1:A:3366:C:OP2	1:A:3368:C:N4	2.28	0.67
3:CC:114:ALA:HB3	3:DF:8:LEU:HD12	1.74	0.67
3:CJ:128:LEU:HD11	3:HJ:105:ARG:CD	2.24	0.67
3:ED:119:PRO:HA	3:ED:122:ILE:HG12	1.77	0.67
3:ED:127:GLN:NE2	3:EH:102:ASP:OD1	2.28	0.67
3:FD:92:VAL:HG21	3:LH:112:LEU:HD11	1.75	0.67
3:FE:103:GLU:HA	3:KI:13:LYS:CE	2.24	0.67
3:FI:11:ILE:HG22	3:FI:17:GLN:C	2.14	0.67
3:FJ:105:ARG:CZ	3:HF:128:LEU:HD11	2.25	0.67
3:FN:8:LEU:HD22	3:HB:114:ALA:CB	2.24	0.67
3:GE:84:VAL:HG13	3:GE:87:GLN:NE2	2.09	0.67
3:GL:37:GLN:NE2	3:GL:38:ALA:O	2.28	0.67
3:IE:132:TYR:OH	3:JK:26:VAL:HG13	1.94	0.67
3:IG:11:ILE:HG22	3:IG:17:GLN:O	1.94	0.67
3:LD:11:ILE:HG22	3:LD:17:GLN:C	2.14	0.67
3:LN:115:LEU:CD2	3:MI:48:VAL:HG21	2.25	0.67

Continued on next page...

Continued from previous page...

Atom-1	Atom-2	Interatomic distance (Å)	Clash overlap (Å)
3:MG:48:VAL:HG22	3:MG:68:ILE:CD1	2.24	0.67
3:BC:24:ARG:NH2	3:BC:45:GLU:OE1	2.26	0.67
3:DN:27:ASN:ND2	3:DN:30:ASN:OD1	2.26	0.67
3:EB:17:GLN:N	3:EB:17:GLN:OE1	2.27	0.67
3:EB:92:VAL:HG22	3:MJ:92:VAL:HG22	1.75	0.67
3:FE:128:LEU:O	3:KJ:24:ARG:NH1	2.28	0.67
3:FI:125:ILE:HD13	3:KE:94:PHE:CE2	2.29	0.67
3:GD:114:ALA:HB2	3:KF:11:ILE:HD11	1.77	0.67
3:HD:6:VAL:HG12	3:HD:8:LEU:CD2	2.24	0.67
3:IC:27:ASN:ND2	3:IC:30:ASN:OD1	2.28	0.67
3:IE:8:LEU:HD23	3:JL:114:ALA:HB3	1.77	0.67
3:JD:52:VAL:HG12	3:JD:64:VAL:HG13	1.76	0.67
3:KJ:64:VAL:HG11	3:LE:125:ILE:HG22	1.75	0.67
3:MD:26:VAL:HG23	3:MD:32:VAL:C	2.14	0.67
3:NC:107:PHE:O	3:NC:111:GLU:OE1	2.13	0.67
1:A:1665:U:O4	1:A:1749:C:O2'	2.08	0.67
1:A:2557:A:O5'	3:DL:87:GLN:NE2	2.28	0.67
1:A:4108:U:O2	1:A:4113:G:C2	2.48	0.67
3:B:34:SER:OG	3:B:47:ARG:NH2	2.28	0.67
3:BA:52:VAL:HG12	3:BA:64:VAL:HG22	1.76	0.67
3:BG:110:THR:HB	3:IA:11:ILE:HD12	1.77	0.67
3:BM:44:LEU:HD13	3:CA:98:GLN:HE21	1.60	0.67
3:DG:128:LEU:HD12	3:DG:128:LEU:N	2.08	0.67
3:DI:111:GLU:O	3:DI:115:LEU:HD23	1.93	0.67
3:DM:86:ARG:NH2	3:EM:100:SER:HA	2.10	0.67
3:DM:119:PRO:HA	3:DM:122:ILE:HD12	1.75	0.67
3:FF:126:ASP:O	3:LF:105:ARG:NH2	2.27	0.67
3:GK:11:ILE:HG23	3:GK:17:GLN:HB2	1.77	0.67
3:HD:11:ILE:HG22	3:HD:17:GLN:O	1.94	0.67
3:IE:11:ILE:HG22	3:IE:17:GLN:O	1.93	0.67
3:JA:24:ARG:NH2	3:JA:36:SER:OG	2.26	0.67
3:JE:11:ILE:HG22	3:JE:17:GLN:O	1.94	0.67
3:NE:11:ILE:HG22	3:NE:17:GLN:O	1.95	0.67
1:A:941:C:O3'	1:A:1243:C:N4	2.27	0.67
1:A:2689:C:O2'	1:A:2690:U:O5'	2.09	0.67
3:BC:103:GLU:O	3:ND:13:LYS:NZ	2.27	0.67
3:CA:116:LEU:CD2	3:DH:113:ALA:HB2	2.24	0.67
3:CJ:125:ILE:HD11	3:HJ:64:VAL:HG11	1.77	0.67
3:CK:86:ARG:NH2	3:NC:100:SER:OG	2.27	0.67
3:DE:11:ILE:HG22	3:DE:17:GLN:C	2.15	0.67
3:DG:96:PHE:CE2	3:DG:105:ARG:HG3	2.30	0.67

Continued on next page...

Continued from previous page...

Atom-1	Atom-2	Interatomic distance (Å)	Clash overlap (Å)
3:DN:24:ARG:NH2	3:DN:36:SER:OG	2.27	0.67
3:HI:114:ALA:CB	3:II:8:LEU:HD12	2.24	0.67
3:IG:62:TYR:HD2	3:JJ:128:LEU:HD22	1.60	0.67
3:KH:94:PHE:HD2	3:KL:125:ILE:HD12	1.59	0.67
3:MI:11:ILE:HG22	3:MI:17:GLN:C	2.15	0.67
1:A:2934:C:O2'	1:A:2935:A:O5'	2.12	0.67
1:A:3277:U:O2'	1:A:3279:C:OP1	2.13	0.67
3:BG:111:GLU:N	3:IA:11:ILE:HD11	2.10	0.67
3:BI:125:ILE:HG13	3:HM:109:ARG:NH2	2.10	0.67
3:BK:14:ASP:OD1	3:BK:16:LYS:NZ	2.25	0.67
3:BM:103:GLU:HG3	3:DJ:13:LYS:HZ1	1.60	0.67
3:DK:18:THR:C	3:DK:19:LEU:HD22	2.15	0.67
3:EN:55:PRO:HD3	3:EN:62:TYR:CE2	2.30	0.67
3:GI:13:LYS:HZ1	3:JC:102:ASP:C	1.96	0.67
3:GI:46:LYS:NZ	3:GI:71:PRO:O	2.28	0.67
3:JA:6:VAL:HG12	3:JA:8:LEU:CD2	2.25	0.67
3:KK:111:GLU:CD	3:MH:68:ILE:HD13	2.15	0.67
3:LL:37:GLN:OE1	3:LL:39:GLY:N	2.27	0.67
3:MA:11:ILE:HG22	3:MA:17:GLN:O	1.95	0.67
3:ML:6:VAL:HG12	3:ML:8:LEU:HD21	1.77	0.67
1:A:292:C:N3	3:HJ:57:ARG:NH2	2.42	0.67
1:A:1199:U:H2'	1:A:1200:A:C8	2.30	0.67
3:BJ:114:ALA:CB	3:BN:8:LEU:HD11	2.25	0.67
3:CJ:106:ALA:O	3:CJ:109:ARG:HG2	1.95	0.67
3:CN:8:LEU:HD12	3:DD:114:ALA:CB	2.25	0.67
3:FC:37:GLN:NE2	3:FC:38:ALA:O	2.27	0.67
3:FF:62:TYR:CD2	3:LF:128:LEU:HD13	2.30	0.67
3:HD:11:ILE:HG23	3:HD:17:GLN:HB2	1.77	0.67
3:IB:112:LEU:HD23	3:IK:116:LEU:HD11	1.75	0.67
3:KJ:123:ASP:OD2	3:KJ:129:ASN:ND2	2.26	0.67
3:LG:86:ARG:HH22	3:MG:99:TYR:HB2	1.60	0.67
3:MA:25:GLY:N	3:NJ:129:ASN:OD1	2.27	0.67
3:MN:48:VAL:HG22	3:MN:68:ILE:HD12	1.76	0.67
3:BB:55:PRO:HD3	3:BB:62:TYR:CE1	2.29	0.66
3:BL:11:ILE:HD12	3:CG:110:THR:CB	2.25	0.66
3:DN:102:ASP:OD1	3:DN:103:GLU:N	2.28	0.66
3:ED:11:ILE:HG22	3:ED:17:GLN:O	1.95	0.66
3:EM:60:LYS:H	3:EM:61:ASN:HB3	1.58	0.66
3:FI:92:VAL:HG21	3:KE:112:LEU:HD11	1.78	0.66
3:HD:52:VAL:HG23	3:HD:64:VAL:HG22	1.77	0.66
3:JF:114:ALA:CB	3:KA:8:LEU:HD22	2.21	0.66

Continued on next page...

Continued from previous page...

Atom-1	Atom-2	Interatomic distance (Å)	Clash overlap (Å)
3:JM:5:THR:HG22	3:JM:22:ASN:HD22	1.60	0.66
3:LG:127:GLN:O	3:MH:24:ARG:NH2	2.27	0.66
1:A:999:G:N2	3:IH:57:ARG:HH22	1.94	0.66
3:BB:114:ALA:HB3	3:MA:8:LEU:HD12	1.76	0.66
3:BL:6:VAL:HG12	3:BL:8:LEU:CD2	2.24	0.66
3:CM:128:LEU:HD23	3:NA:62:TYR:CD2	2.30	0.66
3:DG:114:ALA:CB	3:EJ:8:LEU:HD12	2.25	0.66
3:EF:97:THR:HG21	3:FA:86:ARG:HG3	1.77	0.66
3:EL:125:ILE:O	3:EL:128:LEU:HD12	1.96	0.66
3:GJ:94:PHE:CE2	3:GN:125:ILE:HD12	2.30	0.66
3:IE:114:ALA:CB	3:JL:8:LEU:HD12	2.09	0.66
3:IN:56:SER:OG	3:IN:59:ARG:NE	2.23	0.66
3:JI:130:PRO:HD2	3:KN:25:GLY:HA3	1.77	0.66
3:JM:103:GLU:OE1	3:JM:103:GLU:N	2.26	0.66
3:LA:128:LEU:HG	3:MD:105:ARG:NH2	2.10	0.66
3:MB:84:VAL:HG22	3:MB:87:GLN:HE21	1.59	0.66
3:MD:18:THR:C	3:MD:19:LEU:HD22	2.16	0.66
3:ME:109:ARG:NH1	3:NH:122:ILE:HA	2.09	0.66
1:A:435:G:O5'	3:MM:63:LYS:NZ	2.28	0.66
3:BC:106:ALA:HB2	3:ND:126:ASP:OD1	1.96	0.66
3:CF:26:VAL:HG11	3:GM:132:TYR:CE2	2.30	0.66
3:EK:11:ILE:HG22	3:EK:17:GLN:O	1.94	0.66
3:FI:109:ARG:NH2	3:KE:121:LEU:O	2.28	0.66
3:HA:6:VAL:HG12	3:HA:8:LEU:HD13	1.78	0.66
3:HJ:4:GLU:OE2	3:HJ:5:THR:OG1	2.11	0.66
3:HL:48:VAL:HG13	3:HL:68:ILE:CD1	2.25	0.66
3:IE:128:LEU:HD11	3:JL:105:ARG:CD	2.25	0.66
3:IF:106:ALA:N	3:NI:126:ASP:OD1	2.29	0.66
3:JB:48:VAL:HG13	3:JB:68:ILE:CD1	2.26	0.66
3:JI:52:VAL:HG12	3:JI:64:VAL:CG2	2.23	0.66
3:MA:6:VAL:HG12	3:MA:8:LEU:CD2	2.25	0.66
3:NE:87:GLN:N	3:NE:87:GLN:OE1	2.28	0.66
3:BG:118:SER:O	3:BG:122:ILE:HG23	1.96	0.66
3:CK:11:ILE:HD11	3:NC:111:GLU:N	2.11	0.66
3:EE:105:ARG:HD2	3:LI:125:ILE:HG22	1.78	0.66
3:EK:11:ILE:HD12	3:FM:110:THR:OG1	1.95	0.66
3:FF:86:ARG:HH12	3:LF:99:TYR:HB2	1.61	0.66
3:GA:115:LEU:O	3:GA:118:SER:OG	2.14	0.66
3:GG:13:LYS:CE	3:JE:106:ALA:HB3	2.25	0.66
3:HF:61:ASN:OD1	3:HF:95:SER:OG	2.13	0.66
3:HN:114:ALA:CB	3:ID:8:LEU:HD12	2.25	0.66

Continued on next page...

Continued from previous page...

Atom-1	Atom-2	Interatomic distance (Å)	Clash overlap (Å)
3:IG:24:ARG:NH2	3:NI:127:GLN:O	2.27	0.66
3:IL:41:VAL:O	3:IL:44:LEU:HG	1.94	0.66
3:JD:12:GLY:H	3:JH:110:THR:HG21	1.59	0.66
3:JH:55:PRO:HD3	3:JH:62:TYR:CE2	2.30	0.66
3:KG:119:PRO:HA	3:KG:122:ILE:HD12	1.76	0.66
3:LH:80:CYS:SG	3:MG:85:THR:HG21	2.35	0.66
3:MC:13:LYS:NZ	3:NJ:103:GLU:OE2	2.25	0.66
3:NE:131:ALA:O	3:NE:132:TYR:CD1	2.49	0.66
1:A:3583:A:H2'	1:A:3584:C:H4'	1.76	0.66
1:A:3825:C:O3'	3:FE:53:SER:OG	2.13	0.66
3:BF:128:LEU:HD11	3:IN:105:ARG:CD	2.26	0.66
3:BH:24:ARG:NH2	3:IA:129:ASN:OD1	2.29	0.66
3:CL:109:ARG:HG3	3:HH:116:LEU:HD22	1.76	0.66
3:DC:10:ASN:ND2	3:DC:15:GLY:O	2.27	0.66
3:DF:37:GLN:OE1	3:DF:39:GLY:N	2.27	0.66
3:FI:113:ALA:HB2	3:KE:116:LEU:HD23	1.77	0.66
3:HJ:11:ILE:HG22	3:HJ:17:GLN:O	1.95	0.66
3:ID:55:PRO:HD3	3:ID:62:TYR:HD1	1.59	0.66
3:KB:44:LEU:HD22	3:KD:98:GLN:O	1.96	0.66
3:KC:11:ILE:HG22	3:KC:17:GLN:O	1.95	0.66
3:KG:66:VAL:HG12	3:KG:68:ILE:HD11	1.76	0.66
3:KM:105:ARG:CD	3:MF:128:LEU:HD11	2.25	0.66
3:MC:130:PRO:HD2	3:NH:25:GLY:HA3	1.76	0.66
3:ND:127:GLN:HB2	3:ND:129:ASN:OD1	1.96	0.66
3:NH:11:ILE:HG22	3:NH:17:GLN:C	2.16	0.66
3:BC:3:LEU:O	3:BC:3:LEU:HD12	1.95	0.66
3:BN:112:LEU:O	3:BN:116:LEU:HD23	1.95	0.66
3:CC:26:VAL:HG21	3:DF:132:TYR:OH	1.96	0.66
3:CD:125:ILE:CD1	3:HA:64:VAL:HG11	2.25	0.66
3:CI:101:THR:N	3:CI:104:GLU:OE2	2.28	0.66
3:DE:92:VAL:HG22	3:EL:92:VAL:HG22	1.78	0.66
3:DE:129:ASN:OD1	3:EJ:24:ARG:HA	1.95	0.66
3:DM:65:GLN:OE1	3:DM:93:THR:OG1	2.13	0.66
3:EE:67:LYS:HZ3	3:EE:89:TYR:HB3	1.61	0.66
3:EL:80:CYS:SG	3:FM:85:THR:HG21	2.36	0.66
3:FJ:92:VAL:HG22	3:HF:92:VAL:HG22	1.77	0.66
3:GH:34:SER:O	3:GH:35:LEU:HD22	1.95	0.66
3:IC:18:THR:C	3:IC:19:LEU:HD22	2.15	0.66
3:IC:27:ASN:CG	3:IC:29:THR:HG1	1.98	0.66
3:LA:11:ILE:HG22	3:LA:17:GLN:C	2.16	0.66
3:MA:52:VAL:O	3:MA:52:VAL:HG23	1.96	0.66

Continued on next page...

Continued from previous page...

Atom-1	Atom-2	Interatomic distance (Å)	Clash overlap (Å)
3:NA:112:LEU:O	3:NA:116:LEU:HD12	1.94	0.66
1:A:8:C:O2'	3:CH:58:ASN:O	2.14	0.66
1:A:582:U:O2'	1:A:583:G:N2	2.29	0.66
1:A:2393:A:O2'	1:A:2394:U:OP1	2.14	0.66
3:CA:11:ILE:HG22	3:CA:17:GLN:O	1.94	0.66
3:FJ:30:ASN:OD1	3:FJ:32:VAL:HG23	1.95	0.66
3:IC:122:ILE:HG22	3:JN:109:ARG:NH2	2.09	0.66
3:IM:125:ILE:HD13	3:JM:94:PHE:HE2	1.61	0.66
3:JA:98:GLN:HG3	3:JB:43:ALA:HB2	1.76	0.66
3:JB:105:ARG:HD3	3:JB:106:ALA:N	2.10	0.66
3:JI:11:ILE:HG22	3:JI:17:GLN:C	2.16	0.66
3:KH:64:VAL:HG11	3:KL:125:ILE:CD1	2.25	0.66
3:KM:116:LEU:O	3:MF:109:ARG:NH2	2.28	0.66
1:A:1184:U:OP1	3:IF:59:ARG:NH1	2.27	0.66
1:A:2356:C:OP2	1:A:2358:A:N6	2.29	0.66
3:BK:6:VAL:HG12	3:BK:8:LEU:HD21	1.78	0.66
3:CF:86:ARG:NH1	3:GM:99:TYR:O	2.29	0.66
3:FE:8:LEU:HD21	3:KI:111:GLU:HA	1.76	0.66
3:FE:41:VAL:O	3:FE:44:LEU:HG	1.95	0.66
3:HH:41:VAL:HG13	3:HH:44:LEU:HD11	1.76	0.66
3:IC:62:TYR:CD1	3:JN:128:LEU:HD23	2.30	0.66
3:IC:86:ARG:O	3:IC:87:GLN:NE2	2.29	0.66
3:IG:109:ARG:CZ	3:JJ:122:ILE:HG22	2.26	0.66
3:IM:13:LYS:NZ	3:JM:102:ASP:OD2	2.23	0.66
3:JI:6:VAL:HG12	3:JI:8:LEU:CD2	2.26	0.66
3:JJ:52:VAL:O	3:JJ:52:VAL:HG23	1.96	0.66
3:KC:27:ASN:OD1	3:KC:29:THR:N	2.28	0.66
3:KI:61:ASN:ND2	3:KI:96:PHE:O	2.29	0.66
3:KJ:13:LYS:HZ2	3:LE:106:ALA:HB3	1.60	0.66
3:LF:60:LYS:H	3:LF:61:ASN:HB3	1.60	0.66
1:A:495:C:O4'	3:BK:59:ARG:NH1	2.28	0.66
1:A:967:A:O2'	1:A:968:C:O5'	2.13	0.66
1:A:1131:U:C2	1:A:1151:G:N1	2.64	0.66
1:A:3418:U:HO2'	1:A:3419:U:P	2.19	0.66
1:A:3495:A:OP1	3:KM:30:ASN:ND2	2.28	0.66
3:BE:8:LEU:HD12	3:CE:114:ALA:CB	2.26	0.66
3:CI:101:THR:HG23	3:DI:86:ARG:HH22	1.61	0.66
3:DI:37:GLN:OE1	3:DI:39:GLY:N	2.29	0.66
3:EC:110:THR:CB	3:LK:11:ILE:HD12	2.26	0.66
3:EI:52:VAL:CG1	3:EI:64:VAL:HG22	2.23	0.66
3:EK:109:ARG:HE	3:EK:110:THR:HG23	1.61	0.66

Continued on next page...

Continued from previous page...

Atom-1	Atom-2	Interatomic distance (Å)	Clash overlap (Å)
3:FH:86:ARG:NH2	3:FK:104:GLU:OE2	2.28	0.66
3:FH:115:LEU:CD2	3:FK:8:LEU:HD11	2.26	0.66
3:FJ:60:LYS:N	3:FJ:61:ASN:HB3	2.11	0.66
3:GD:126:ASP:HA	3:KF:109:ARG:HH22	1.61	0.66
3:HI:11:ILE:HG22	3:HI:17:GLN:C	2.16	0.66
3:IG:109:ARG:NH2	3:JJ:126:ASP:OD2	2.29	0.66
3:JF:69:GLN:OE1	3:JF:87:GLN:NE2	2.28	0.66
3:KJ:11:ILE:HG22	3:KJ:17:GLN:O	1.95	0.66
3:KN:60:LYS:H	3:KN:61:ASN:HB3	1.61	0.66
3:MK:11:ILE:HG22	3:MK:17:GLN:O	1.96	0.66
1:A:1275:A:N1	3:BD:57:ARG:NH1	2.43	0.66
1:A:1347:G:O2'	1:A:1757:U:O4	2.14	0.66
1:A:2723:C:O4'	1:A:2807:C:O2'	2.12	0.66
1:A:3773:A:O2'	1:A:3774:U:O4'	2.11	0.66
3:BE:103:GLU:HA	3:CE:13:LYS:HE2	1.78	0.66
3:CA:19:LEU:HD21	3:CA:21:LEU:HD21	1.77	0.66
3:CF:55:PRO:HD3	3:CF:62:TYR:CE1	2.31	0.66
3:EM:22:ASN:OD1	3:EM:23:PRO:HD2	1.96	0.66
3:FC:92:VAL:HG21	3:GB:112:LEU:HD11	1.78	0.66
3:FD:101:THR:HG22	3:LH:86:ARG:HH21	1.61	0.66
3:FI:109:ARG:NH1	3:KE:126:ASP:OD2	2.29	0.66
3:GG:92:VAL:HG22	3:JE:92:VAL:HG22	1.76	0.66
3:IK:24:ARG:NH1	3:NE:129:ASN:OD1	2.29	0.66
3:JH:11:ILE:HG22	3:JH:17:GLN:C	2.17	0.66
3:JK:11:ILE:HG22	3:JK:17:GLN:C	2.16	0.66
3:KC:106:ALA:HB2	3:LC:126:ASP:CG	2.17	0.66
3:KH:125:ILE:HD12	3:KL:94:PHE:HD2	1.60	0.66
3:KI:46:LYS:NZ	3:KI:71:PRO:O	2.29	0.66
3:KI:67:LYS:NZ	3:KI:91:ASP:OD2	2.23	0.66
3:LG:112:LEU:HD22	3:MG:116:LEU:HD22	1.78	0.66
3:NB:105:ARG:NE	3:NF:128:LEU:HD11	2.12	0.66
3:NC:74:CYS:SG	3:NC:85:THR:OG1	2.50	0.66
1:A:3651:A:O3'	3:FC:65:GLN:NE2	2.28	0.65
2:M:244:ASP:OD1	2:M:245:TYR:N	2.29	0.65
3:D:61:ASN:ND2	3:D:96:PHE:O	2.29	0.65
3:BB:104:GLU:OE1	3:MA:72:THR:OG1	2.07	0.65
3:BC:11:ILE:HG23	3:BC:17:GLN:HB3	1.78	0.65
3:BG:30:ASN:OD1	3:BG:32:VAL:HG23	1.95	0.65
3:BI:125:ILE:HG13	3:HM:109:ARG:CZ	2.26	0.65
3:CC:64:VAL:HG11	3:DF:125:ILE:CD1	2.27	0.65
3:CF:110:THR:HG23	3:GM:11:ILE:CD1	2.25	0.65

Continued on next page...

Continued from previous page...

Atom-1	Atom-2	Interatomic distance (Å)	Clash overlap (Å)
3:CI:13:LYS:NZ	3:DI:102:ASP:OD2	2.24	0.65
3:CK:11:ILE:HD12	3:NC:110:THR:HB	1.76	0.65
3:DF:58:ASN:OD1	3:DF:59:ARG:NH1	2.29	0.65
3:DK:34:SER:C	3:DK:35:LEU:HD12	2.15	0.65
3:EI:115:LEU:HD23	3:EI:121:LEU:CD1	2.25	0.65
3:EK:110:THR:HB	3:FM:11:ILE:HD12	1.77	0.65
3:FB:56:SER:N	3:FB:59:ARG:O	2.24	0.65
3:GD:126:ASP:CA	3:KF:109:ARG:HH22	2.09	0.65
3:GG:122:ILE:HG22	3:JE:109:ARG:CZ	2.27	0.65
3:GI:11:ILE:HD12	3:JC:110:THR:CB	2.27	0.65
3:HB:23:PRO:HA	3:HB:35:LEU:HD13	1.77	0.65
3:HE:48:VAL:HG22	3:HE:68:ILE:HG13	1.78	0.65
3:IH:11:ILE:HG22	3:IH:17:GLN:O	1.95	0.65
3:IH:56:SER:O	3:IH:60:LYS:HD2	1.96	0.65
3:JJ:100:SER:OG	3:JJ:105:ARG:NH1	2.28	0.65
3:NC:8:LEU:O	3:NC:18:THR:HG23	1.95	0.65
1:A:634:A:OP2	3:HJ:89:TYR:OH	2.06	0.65
1:A:1371:G:OP1	3:HA:30:ASN:ND2	2.29	0.65
3:BA:11:ILE:HG22	3:BA:17:GLN:C	2.16	0.65
3:BH:19:LEU:HD11	3:BH:46:LYS:HZ2	1.61	0.65
3:BI:112:LEU:O	3:BI:116:LEU:HD23	1.97	0.65
3:CF:8:LEU:HD22	3:GM:114:ALA:CB	2.27	0.65
3:DG:112:LEU:O	3:DG:116:LEU:HD23	1.96	0.65
3:DK:7:THR:C	3:DK:8:LEU:HD22	2.16	0.65
3:GF:2:LYS:NZ	3:KD:132:TYR:OXT	2.26	0.65
3:HK:102:ASP:OD1	3:HK:103:GLU:N	2.28	0.65
3:IJ:121:LEU:O	3:IJ:125:ILE:HG22	1.96	0.65
3:JI:11:ILE:HD12	3:LB:110:THR:HB	1.76	0.65
3:LL:109:ARG:HH22	3:MB:122:ILE:HG23	1.61	0.65
3:ME:109:ARG:NH1	3:NH:126:ASP:OD1	2.28	0.65
1:A:2649:G:H21	3:EI:29:THR:HG23	1.60	0.65
1:A:2682:U:H2'	1:A:2683:A:O4'	1.97	0.65
1:A:3698:G:OP2	3:LK:59:ARG:NE	2.29	0.65
3:BD:110:THR:OG1	3:JB:11:ILE:HG23	1.96	0.65
3:BK:105:ARG:CD	3:HK:128:LEU:HD11	2.26	0.65
3:BL:60:LYS:HB3	3:BL:98:GLN:NE2	2.12	0.65
3:BM:37:GLN:OE1	3:BM:39:GLY:N	2.29	0.65
3:CF:110:THR:HG21	3:GM:12:GLY:N	2.10	0.65
3:CI:96:PHE:CE2	3:CI:105:ARG:HG2	2.32	0.65
3:CK:11:ILE:HG22	3:CK:17:GLN:C	2.16	0.65
3:DC:37:GLN:OE1	3:DC:39:GLY:N	2.25	0.65

Continued on next page...

Continued from previous page...

Atom-1	Atom-2	Interatomic distance (Å)	Clash overlap (Å)
3:FA:24:ARG:NE	3:FA:36:SER:OG	2.29	0.65
3:FD:126:ASP:O	3:LH:105:ARG:NH2	2.27	0.65
3:FI:11:ILE:HD11	3:KE:111:GLU:N	2.11	0.65
3:FK:61:ASN:OD1	3:FK:95:SER:OG	2.14	0.65
3:GK:8:LEU:HD22	3:JA:114:ALA:HB1	1.79	0.65
3:HE:101:THR:HG22	3:HF:41:VAL:HG12	1.79	0.65
3:HG:3:LEU:HD12	3:HG:35:LEU:HD11	1.77	0.65
3:HH:11:ILE:HG22	3:HH:17:GLN:O	1.96	0.65
3:IJ:26:VAL:HG11	3:NE:132:TYR:HE1	1.61	0.65
3:JI:45:GLU:N	3:JI:45:GLU:OE1	2.29	0.65
3:KF:121:LEU:O	3:KF:125:ILE:HG22	1.94	0.65
3:LG:128:LEU:HD21	3:MG:62:TYR:CE2	2.31	0.65
3:MC:68:ILE:HG23	3:MC:90:ALA:HB3	1.78	0.65
3:NB:114:ALA:HB3	3:NF:8:LEU:HD12	1.77	0.65
1:A:1366:C:OP2	3:CD:63:LYS:NZ	2.27	0.65
1:A:2157:C:OP2	3:HE:59:ARG:NE	2.23	0.65
1:A:2670:A:H61	1:A:2782:C:H42	1.45	0.65
3:BL:8:LEU:HD12	3:CG:114:ALA:HB1	1.79	0.65
3:BL:69:GLN:N	3:BL:69:GLN:OE1	2.29	0.65
3:BL:125:ILE:HD11	3:CG:64:VAL:HG11	1.78	0.65
3:CJ:109:ARG:HG3	3:CJ:110:THR:N	2.11	0.65
3:EA:115:LEU:HD23	3:LM:8:LEU:HD11	1.78	0.65
3:EI:115:LEU:CD2	3:EI:121:LEU:HD11	2.27	0.65
3:FK:108:VAL:O	3:FK:112:LEU:HD23	1.96	0.65
3:HN:11:ILE:HG23	3:ID:110:THR:CG2	2.26	0.65
3:JI:68:ILE:HD11	3:LB:115:LEU:HD12	1.76	0.65
3:JJ:52:VAL:HG12	3:JJ:64:VAL:HG22	1.77	0.65
3:LN:104:GLU:OE2	3:MI:86:ARG:NH1	2.27	0.65
3:MC:111:GLU:N	3:NJ:11:ILE:HD11	2.12	0.65
1:A:53:G:N1	1:A:465:U:O4	2.30	0.65
1:A:942:U:OP2	3:HM:57:ARG:NH2	2.29	0.65
1:A:2557:A:O3'	3:DL:47:ARG:NH2	2.29	0.65
1:A:2689:C:N4	1:A:2761:A:H61	1.94	0.65
1:A:3809:G:O5'	3:KH:58:ASN:N	2.29	0.65
3:BA:99:TYR:O	3:MK:86:ARG:NH1	2.27	0.65
3:BI:120:LEU:HD11	3:HM:6:VAL:CG2	2.25	0.65
3:BK:11:ILE:HD11	3:HK:111:GLU:HA	1.77	0.65
3:CC:11:ILE:HG22	3:CC:17:GLN:C	2.16	0.65
3:CH:125:ILE:CD1	3:HL:64:VAL:HG11	2.27	0.65
3:CJ:13:LYS:NZ	3:HJ:102:ASP:OD2	2.27	0.65
3:DN:110:THR:HB	3:ML:11:ILE:HD12	1.78	0.65

Continued on next page...

Continued from previous page...

Atom-1	Atom-2	Interatomic distance (Å)	Clash overlap (Å)
3:FB:111:GLU:CA	3:LJ:11:ILE:HD11	2.21	0.65
3:FM:60:LYS:N	3:FM:61:ASN:HB3	2.10	0.65
3:HL:11:ILE:HG22	3:HL:17:GLN:C	2.17	0.65
3:IG:11:ILE:HG22	3:IG:17:GLN:C	2.17	0.65
3:IG:48:VAL:HG22	3:IG:68:ILE:HD12	1.79	0.65
3:KK:8:LEU:HD12	3:MH:114:ALA:CB	2.27	0.65
3:KK:132:TYR:OXT	3:MH:2:LYS:NZ	2.20	0.65
3:KM:127:GLN:HB2	3:KM:129:ASN:OD1	1.97	0.65
3:LN:115:LEU:HD21	3:MI:48:VAL:HG21	1.78	0.65
3:MM:11:ILE:HG22	3:MM:17:GLN:C	2.17	0.65
1:A:3811:G:OP2	3:KH:57:ARG:NH2	2.30	0.65
3:CK:48:VAL:HG11	3:NC:115:LEU:HD11	1.78	0.65
3:DG:100:SER:N	3:EJ:86:ARG:NH1	2.45	0.65
3:DJ:111:GLU:O	3:DJ:115:LEU:HD23	1.96	0.65
3:EB:116:LEU:CD1	3:MJ:112:LEU:HD22	2.27	0.65
3:EI:116:LEU:HA	3:EI:121:LEU:HD12	1.79	0.65
3:FA:109:ARG:HE	3:FA:110:THR:HG23	1.60	0.65
3:FE:68:ILE:HD11	3:KI:111:GLU:CD	2.17	0.65
3:FH:68:ILE:HD12	3:FK:112:LEU:HD13	1.79	0.65
3:FI:8:LEU:HD21	3:KE:115:LEU:CD2	2.27	0.65
3:HB:60:LYS:HB2	3:HB:61:ASN:HB2	1.78	0.65
3:HB:98:GLN:HG3	3:HC:43:ALA:HB2	1.76	0.65
3:HF:79:SER:O	3:HF:80:CYS:HB2	1.96	0.65
3:HM:23:PRO:O	3:HM:24:ARG:NH2	2.29	0.65
3:IB:125:ILE:HD12	3:IK:94:PHE:CD2	2.31	0.65
3:IE:6:VAL:HG12	3:IE:8:LEU:CD1	2.26	0.65
3:JD:105:ARG:CZ	3:JH:128:LEU:HD11	2.26	0.65
3:JH:101:THR:N	3:JH:104:GLU:OE1	2.30	0.65
3:NE:11:ILE:HG22	3:NE:17:GLN:C	2.16	0.65
1:A:992:U:O2	1:A:1016:G:O6	2.14	0.65
1:A:2668:C:N4	1:A:2669:G:O6	2.30	0.65
1:A:2756:A:N6	1:A:2757:G:O6	2.29	0.65
3:BI:3:LEU:HD12	3:BI:35:LEU:HD21	1.79	0.65
3:BL:60:LYS:HB3	3:BL:98:GLN:HE21	1.62	0.65
3:CB:30:ASN:OD1	3:CB:32:VAL:HG23	1.96	0.65
3:CD:3:LEU:HD23	3:HA:132:TYR:N	2.11	0.65
3:CE:13:LYS:HD2	3:CE:13:LYS:N	2.11	0.65
3:CE:32:VAL:HG22	3:CE:51:SER:OG	1.96	0.65
3:CH:114:ALA:HB3	3:HL:8:LEU:HD12	1.78	0.65
3:CJ:132:TYR:OXT	3:HJ:2:LYS:NZ	2.29	0.65
3:DC:132:TYR:O	3:EN:2:LYS:NZ	2.30	0.65

Continued on next page...

Continued from previous page...

Atom-1	Atom-2	Interatomic distance (Å)	Clash overlap (Å)
3:DD:55:PRO:HD3	3:DD:62:TYR:CE1	2.32	0.65
3:DL:112:LEU:HD22	3:MN:116:LEU:CD1	2.26	0.65
3:EB:64:VAL:HG11	3:MJ:125:ILE:CG2	2.26	0.65
3:ED:113:ALA:HB2	3:EH:116:LEU:CD2	2.21	0.65
3:EF:11:ILE:HD12	3:FA:110:THR:CB	2.27	0.65
3:EG:92:VAL:CG2	3:GC:112:LEU:HD21	2.26	0.65
3:EL:11:ILE:HG22	3:EL:17:GLN:O	1.97	0.65
3:FL:39:GLY:N	3:FL:45:GLU:OE1	2.28	0.65
3:GI:126:ASP:OD1	3:JC:106:ALA:HB2	1.97	0.65
3:GJ:37:GLN:OE1	3:GJ:39:GLY:N	2.27	0.65
3:GN:102:ASP:OD2	3:GN:103:GLU:N	2.29	0.65
3:IB:8:LEU:HD22	3:IK:114:ALA:HB1	1.77	0.65
3:IJ:112:LEU:O	3:IJ:116:LEU:HD23	1.97	0.65
3:JA:119:PRO:HA	3:JA:122:ILE:HG12	1.78	0.65
3:JK:79:SER:O	3:JK:80:CYS:SG	2.54	0.65
3:KH:112:LEU:HD22	3:KL:116:LEU:HD22	1.79	0.65
3:KI:109:ARG:HE	3:KI:110:THR:HG23	1.61	0.65
3:NB:11:ILE:HG22	3:NB:17:GLN:O	1.95	0.65
3:NF:11:ILE:HG22	3:NF:17:GLN:C	2.16	0.65
3:NH:119:PRO:O	3:NH:122:ILE:HG22	1.97	0.65
1:A:159:C:N4	1:A:160:G:O6	2.30	0.65
1:A:2065:U:N3	1:A:2100:G:O6	2.29	0.65
1:A:2686:G:C6	1:A:2764:U:O2	2.49	0.65
2:M:160:LEU:HD21	2:M:220:VAL:HG12	1.77	0.65
3:BH:74:CYS:SG	3:BH:85:THR:HG21	2.36	0.65
3:CN:131:ALA:O	3:CN:132:TYR:CD1	2.50	0.65
3:EC:24:ARG:NH1	3:MJ:128:LEU:O	2.30	0.65
3:GF:87:GLN:N	3:GF:87:GLN:OE1	2.30	0.65
3:GK:114:ALA:CB	3:JA:8:LEU:HD12	2.27	0.65
3:IF:60:LYS:HB2	3:IF:61:ASN:HB3	1.78	0.65
3:JI:27:ASN:OD1	3:JI:29:THR:N	2.29	0.65
3:KK:19:LEU:HD23	3:MH:111:GLU:OE1	1.97	0.65
3:KN:30:ASN:OD1	3:KN:32:VAL:HG23	1.97	0.65
3:MA:2:LYS:NZ	3:MA:4:GLU:OE1	2.27	0.65
1:A:1423:U:HO2'	1:A:2603:A:N6	1.93	0.65
1:A:2961:A:H2'	1:A:2962:G:O4'	1.97	0.65
1:A:3480:U:O5'	3:KL:63:LYS:NZ	2.29	0.65
2:M:324:PHE:CE2	2:M:417:VAL:HG11	2.32	0.65
3:CB:122:ILE:HD12	3:HC:109:ARG:NH1	2.12	0.65
3:CD:41:VAL:HG12	3:CD:43:ALA:H	1.62	0.65
3:DB:6:VAL:HG12	3:DB:8:LEU:CD1	2.27	0.65

Continued on next page...

Continued from previous page...

Atom-1	Atom-2	Interatomic distance (Å)	Clash overlap (Å)
3:DL:128:LEU:HD11	3:MN:105:ARG:NE	2.10	0.65
3:FB:31:GLY:O	3:FB:51:SER:OG	2.11	0.65
3:FN:109:ARG:CZ	3:HB:116:LEU:O	2.45	0.65
3:GH:24:ARG:HH22	3:JE:129:ASN:CB	2.10	0.65
3:GL:101:THR:HG23	3:GL:104:GLU:OE1	1.96	0.65
3:GL:111:GLU:O	3:GL:115:LEU:HD23	1.96	0.65
3:HN:110:THR:OG1	3:ID:11:ILE:HD12	1.97	0.65
3:IB:2:LYS:NZ	3:IK:132:TYR:OXT	2.24	0.65
3:IC:128:LEU:O	3:KA:24:ARG:NH2	2.29	0.65
3:IF:114:ALA:CB	3:NI:8:LEU:HD12	2.26	0.65
3:IH:132:TYR:OXT	3:NG:2:LYS:NZ	2.23	0.65
3:JK:102:ASP:OD1	3:JK:103:GLU:N	2.29	0.65
3:LD:48:VAL:HG22	3:LD:68:ILE:HD12	1.78	0.65
3:LG:126:ASP:O	3:MG:105:ARG:NH2	2.30	0.65
1:A:3655:U:O4	3:FC:58:ASN:ND2	2.30	0.65
3:BB:128:LEU:HD22	3:MA:62:TYR:CD2	2.32	0.65
3:BC:64:VAL:HG11	3:ND:125:ILE:CD1	2.26	0.65
3:BH:93:THR:O	3:BH:93:THR:HG23	1.96	0.65
3:CD:52:VAL:HG23	3:CD:64:VAL:HG22	1.78	0.65
3:CG:8:LEU:HD12	3:CG:8:LEU:N	2.12	0.65
3:CI:102:ASP:OD1	3:CI:103:GLU:N	2.29	0.65
3:FB:115:LEU:HD11	3:LJ:68:ILE:HD11	1.79	0.65
3:FC:86:ARG:NH1	3:GC:80:CYS:SG	2.70	0.65
3:FN:112:LEU:HD21	3:HB:68:ILE:HD11	1.80	0.65
3:FN:128:LEU:HD11	3:HB:105:ARG:NE	2.12	0.65
3:GM:54:GLN:O	3:GM:59:ARG:HG3	1.97	0.65
3:ID:107:PHE:O	3:ID:110:THR:HG22	1.97	0.65
3:IG:26:VAL:HG11	3:JJ:132:TYR:CZ	2.32	0.65
3:MH:102:ASP:OD1	3:MH:103:GLU:N	2.30	0.65
3:NB:109:ARG:NH1	3:NF:122:ILE:HA	2.12	0.65
1:A:2044:U:O2	1:A:2120:A:O2'	2.07	0.64
1:A:3432:A:N6	1:A:3440:A:N1	2.45	0.64
3:BC:127:GLN:HB3	3:BC:129:ASN:OD1	1.97	0.64
3:BF:18:THR:C	3:BF:19:LEU:HD22	2.18	0.64
3:BH:75:THR:HG22	3:BH:82:PRO:HG3	1.79	0.64
3:CB:48:VAL:HG13	3:CB:68:ILE:CD1	2.27	0.64
3:CH:60:LYS:H	3:CH:61:ASN:HB3	1.62	0.64
3:CI:26:VAL:HG21	3:DI:132:TYR:CE1	2.32	0.64
3:FC:116:LEU:O	3:GB:109:ARG:NH1	2.30	0.64
3:GD:126:ASP:OD1	3:KF:109:ARG:CZ	2.45	0.64
3:GG:44:LEU:HD13	3:GI:98:GLN:OE1	1.96	0.64

Continued on next page...

Continued from previous page...

Atom-1	Atom-2	Interatomic distance (Å)	Clash overlap (Å)
3:GH:107:PHE:O	3:GH:111:GLU:OE1	2.15	0.64
3:GJ:44:LEU:HD13	3:GL:98:GLN:HE21	1.62	0.64
3:GJ:82:PRO:O	3:GL:99:TYR:OH	2.04	0.64
3:HJ:121:LEU:O	3:HJ:125:ILE:HG22	1.96	0.64
3:HL:6:VAL:HG12	3:HL:8:LEU:CD2	2.27	0.64
3:IH:127:GLN:N	3:IH:127:GLN:OE1	2.29	0.64
3:IK:11:ILE:HG22	3:IK:17:GLN:O	1.97	0.64
3:JG:122:ILE:HA	3:LD:109:ARG:NH1	2.12	0.64
3:JM:101:THR:N	3:JM:104:GLU:OE2	2.29	0.64
3:MD:32:VAL:HG13	3:MD:51:SER:OG	1.96	0.64
3:MK:97:THR:O	3:MK:100:SER:OG	2.12	0.64
3:BG:11:ILE:HG23	3:IA:110:THR:OG1	1.97	0.64
3:BM:114:ALA:CB	3:DJ:8:LEU:HD12	2.28	0.64
3:CC:86:ARG:HH12	3:DF:100:SER:HA	1.62	0.64
3:CJ:128:LEU:HD11	3:HJ:105:ARG:NE	2.12	0.64
3:CL:52:VAL:HG12	3:CL:64:VAL:HG22	1.77	0.64
3:DD:98:GLN:HE22	3:DE:43:ALA:HA	1.63	0.64
3:FB:27:ASN:O	3:FB:31:GLY:N	2.30	0.64
3:FB:64:VAL:HG11	3:LJ:125:ILE:HG13	1.78	0.64
3:GD:60:LYS:H	3:GD:61:ASN:HB3	1.61	0.64
3:GE:61:ASN:ND2	3:GE:96:PHE:O	2.30	0.64
3:GK:26:VAL:HG11	3:JA:132:TYR:CZ	2.32	0.64
3:IG:109:ARG:NH1	3:JJ:122:ILE:HG22	2.12	0.64
3:LA:11:ILE:HG23	3:LA:17:GLN:HB2	1.79	0.64
1:A:447:G:O6	3:MM:57:ARG:NH1	2.30	0.64
1:A:4202:G:O6	2:M:81:THR:OG1	2.09	0.64
3:BG:8:LEU:HD11	3:IA:115:LEU:HD22	1.79	0.64
3:BG:119:PRO:HA	3:BG:122:ILE:HG12	1.79	0.64
3:BJ:132:TYR:CE1	3:BN:26:VAL:HG21	2.32	0.64
3:CB:64:VAL:HG11	3:HC:125:ILE:HD13	1.78	0.64
3:CH:107:PHE:CE1	3:HL:19:LEU:HD11	2.33	0.64
3:DA:111:GLU:CD	3:MM:68:ILE:HD11	2.17	0.64
3:EB:48:VAL:HG22	3:EB:68:ILE:HD12	1.77	0.64
3:EI:128:LEU:HD21	3:GA:62:TYR:CD1	2.32	0.64
3:FK:24:ARG:HH22	3:HF:129:ASN:HB3	1.61	0.64
3:GI:62:TYR:CD1	3:JC:128:LEU:HD23	2.33	0.64
3:HM:97:THR:O	3:HM:100:SER:OG	2.16	0.64
3:LL:68:ILE:HD11	3:MB:111:GLU:CD	2.17	0.64
3:ME:92:VAL:HG22	3:NH:92:VAL:CG2	2.25	0.64
3:ME:97:THR:HG23	3:NH:86:ARG:HH12	1.61	0.64
3:NH:11:ILE:HG22	3:NH:17:GLN:O	1.98	0.64

Continued on next page...

Continued from previous page...

Atom-1	Atom-2	Interatomic distance (Å)	Clash overlap (Å)
3:BK:11:ILE:HG22	3:BK:17:GLN:C	2.17	0.64
3:BK:11:ILE:HG22	3:BK:17:GLN:O	1.98	0.64
3:DB:8:LEU:HD23	3:DK:114:ALA:HB3	1.79	0.64
3:EC:48:VAL:HG22	3:EC:68:ILE:HD12	1.80	0.64
3:FM:41:VAL:O	3:FM:44:LEU:HG	1.98	0.64
3:GG:18:THR:C	3:GG:19:LEU:HD22	2.18	0.64
3:GM:97:THR:OG1	3:GM:100:SER:OG	2.03	0.64
3:IB:114:ALA:HB3	3:IK:8:LEU:HD13	1.78	0.64
3:IH:86:ARG:NH2	3:NG:99:TYR:O	2.29	0.64
3:JF:112:LEU:HD22	3:KA:116:LEU:HD22	1.77	0.64
3:JI:11:ILE:HG22	3:JI:17:GLN:O	1.97	0.64
3:KI:119:PRO:HA	3:KI:122:ILE:HD12	1.80	0.64
3:LE:11:ILE:HG23	3:LE:17:GLN:HB2	1.79	0.64
3:LG:92:VAL:HG22	3:MG:92:VAL:HG22	1.80	0.64
3:NE:52:VAL:O	3:NE:52:VAL:HG23	1.98	0.64
1:A:1134:C:O4'	3:LN:59:ARG:NH2	2.30	0.64
3:BL:11:ILE:HD12	3:CG:110:THR:OG1	1.97	0.64
3:CG:27:ASN:OD1	3:CG:29:THR:N	2.30	0.64
3:DL:132:TYR:CE1	3:MN:26:VAL:HG21	2.33	0.64
3:EF:18:THR:C	3:EF:19:LEU:HD22	2.17	0.64
3:EG:114:ALA:HB1	3:GC:8:LEU:HD22	1.79	0.64
3:FB:26:VAL:HG22	3:FB:33:ALA:CB	2.28	0.64
3:FN:26:VAL:HG11	3:HB:132:TYR:HE1	1.63	0.64
3:GK:115:LEU:O	3:GK:118:SER:OG	2.14	0.64
3:GN:11:ILE:HG22	3:GN:17:GLN:C	2.17	0.64
3:IA:112:LEU:O	3:IA:116:LEU:HD23	1.97	0.64
3:JI:114:ALA:CB	3:LB:8:LEU:HD12	2.27	0.64
3:KM:68:ILE:HD13	3:MF:111:GLU:OE1	1.97	0.64
3:LL:122:ILE:HG22	3:MB:109:ARG:CZ	2.27	0.64
3:LN:105:ARG:CZ	3:MI:128:LEU:HD11	2.26	0.64
3:ND:11:ILE:HG23	3:ND:17:GLN:HB2	1.79	0.64
3:NH:44:LEU:HD13	3:NJ:98:GLN:HE21	1.61	0.64
1:A:2703:G:O3'	3:CN:63:LYS:NZ	2.31	0.64
3:BA:8:LEU:HD21	3:MK:111:GLU:HG2	1.80	0.64
3:BC:125:ILE:HD11	3:ND:64:VAL:HG11	1.80	0.64
3:BG:60:LYS:HB2	3:BG:61:ASN:HB2	1.78	0.64
3:BH:68:ILE:HD11	3:IL:115:LEU:HD12	1.78	0.64
3:CH:125:ILE:HD11	3:HL:64:VAL:HG11	1.78	0.64
3:DG:99:TYR:H	3:EJ:86:ARG:NH2	1.96	0.64
3:EC:8:LEU:HD22	3:LK:114:ALA:HB1	1.78	0.64
3:EF:11:ILE:HG22	3:EF:17:GLN:C	2.17	0.64

Continued on next page...

Continued from previous page...

Atom-1	Atom-2	Interatomic distance (Å)	Clash overlap (Å)
3:EF:55:PRO:HB3	3:EF:60:LYS:HG3	1.79	0.64
3:FC:19:LEU:HD22	3:GB:111:GLU:OE2	1.98	0.64
3:FI:8:LEU:HD21	3:KE:115:LEU:HD23	1.80	0.64
3:GF:116:LEU:HD22	3:KD:112:LEU:HD22	1.78	0.64
3:GL:109:ARG:HH12	3:HG:122:ILE:HG23	1.61	0.64
3:HI:110:THR:HB	3:II:11:ILE:HD12	1.80	0.64
3:JG:6:VAL:HG12	3:JG:8:LEU:CD2	2.27	0.64
3:KH:102:ASP:OD1	3:KH:103:GLU:N	2.31	0.64
3:LF:107:PHE:O	3:LF:111:GLU:OE1	2.16	0.64
3:ME:115:LEU:HD22	3:NH:8:LEU:CD2	2.26	0.64
3:NH:60:LYS:H	3:NH:61:ASN:HB3	1.62	0.64
1:A:2329:C:O4'	3:HC:59:ARG:NH2	2.30	0.64
1:A:3067:U:O2'	1:A:3070:U:O4	2.14	0.64
1:A:3104:G:H4'	3:LG:59:ARG:CZ	2.28	0.64
1:A:4148:A:N6	1:A:4171:U:O4	2.22	0.64
3:BJ:109:ARG:NH2	3:BN:126:ASP:OD2	2.31	0.64
3:CC:67:LYS:HE2	3:CC:67:LYS:HA	1.79	0.64
3:CD:24:ARG:NH1	3:DF:128:LEU:O	2.30	0.64
3:DH:52:VAL:HG23	3:DH:52:VAL:O	1.96	0.64
3:EC:128:LEU:HD11	3:LK:105:ARG:CZ	2.28	0.64
3:EC:128:LEU:HD11	3:LK:105:ARG:NE	2.13	0.64
3:FJ:116:LEU:HD23	3:HF:113:ALA:HB2	1.78	0.64
3:GH:125:ILE:HG21	3:KB:109:ARG:HD3	1.80	0.64
3:HC:11:ILE:HG22	3:HC:17:GLN:C	2.18	0.64
3:HI:92:VAL:HG22	3:II:92:VAL:HG22	1.80	0.64
3:HN:101:THR:HG23	3:ID:86:ARG:HH22	1.61	0.64
3:IG:116:LEU:O	3:JJ:109:ARG:NH2	2.30	0.64
3:IK:24:ARG:NH1	3:NE:128:LEU:O	2.31	0.64
3:KC:109:ARG:HG3	3:LC:116:LEU:HD11	1.80	0.64
3:KM:11:ILE:HG23	3:MF:110:THR:HG23	1.79	0.64
3:LB:27:ASN:OD1	3:LB:29:THR:N	2.30	0.64
3:MC:127:GLN:HB2	3:MC:129:ASN:HD21	1.63	0.64
3:NB:109:ARG:NH2	3:NF:126:ASP:OD2	2.29	0.64
3:NC:11:ILE:HG22	3:NC:17:GLN:O	1.96	0.64
3:NJ:46:LYS:HD2	3:NJ:71:PRO:HD2	1.78	0.64
1:A:38:C:H42	1:A:653:C:H42	1.43	0.64
1:A:439:G:O6	3:MM:57:ARG:NH1	2.31	0.64
1:A:1286:A:N7	3:CG:58:ASN:ND2	2.45	0.64
1:A:3108:G:OP2	1:A:3108:G:N2	2.30	0.64
3:CF:125:ILE:CG2	3:GM:109:ARG:NH2	2.59	0.64
3:DD:55:PRO:HD3	3:DD:62:TYR:CD1	2.33	0.64

Continued on next page...

Continued from previous page...

Atom-1	Atom-2	Interatomic distance (Å)	Clash overlap (Å)
3:DN:110:THR:CB	3:ML:11:ILE:HD12	2.28	0.64
3:EH:11:ILE:HD11	3:EH:19:LEU:HD23	1.80	0.64
3:FC:41:VAL:HB	3:FC:44:LEU:HD13	1.80	0.64
3:IB:132:TYR:OH	3:IJ:26:VAL:HG12	1.98	0.64
3:II:27:ASN:CG	3:II:29:THR:HG1	2.01	0.64
3:IJ:79:SER:O	3:IJ:80:CYS:HB2	1.97	0.64
3:JC:52:VAL:HG23	3:JC:52:VAL:O	1.98	0.64
3:JI:92:VAL:HG22	3:LB:92:VAL:HG22	1.78	0.64
3:JK:100:SER:HA	3:KN:86:ARG:NH2	2.13	0.64
3:LB:11:ILE:HG22	3:LB:17:GLN:O	1.98	0.64
3:LC:27:ASN:CG	3:LC:29:THR:HG1	2.01	0.64
3:LL:116:LEU:HD21	3:MB:109:ARG:HG2	1.80	0.64
3:NF:6:VAL:HG12	3:NF:8:LEU:CD2	2.28	0.64
3:BB:114:ALA:CB	3:MA:8:LEU:HD12	2.28	0.64
3:BG:132:TYR:CZ	3:IA:26:VAL:HG11	2.33	0.64
3:CA:55:PRO:HG3	3:CA:62:TYR:CE1	2.33	0.64
3:CD:8:LEU:HD12	3:HA:114:ALA:HB3	1.79	0.64
3:CF:11:ILE:HG22	3:CF:17:GLN:O	1.98	0.64
3:EB:11:ILE:HG22	3:EB:17:GLN:C	2.18	0.64
3:EK:11:ILE:HG22	3:EK:17:GLN:C	2.18	0.64
3:HH:60:LYS:H	3:HH:61:ASN:HB2	1.63	0.64
3:HJ:102:ASP:OD1	3:HJ:103:GLU:N	2.30	0.64
3:IA:6:VAL:HG12	3:IA:8:LEU:CD2	2.27	0.64
3:IJ:111:GLU:O	3:IJ:115:LEU:HD23	1.98	0.64
3:JG:8:LEU:HD12	3:LD:114:ALA:HB3	1.79	0.64
3:JH:48:VAL:HG13	3:JH:68:ILE:CD1	2.27	0.64
3:KF:99:TYR:OH	3:KG:82:PRO:C	2.35	0.64
3:KJ:122:ILE:HG23	3:KJ:126:ASP:OD2	1.98	0.64
3:MD:11:ILE:HG22	3:MD:17:GLN:O	1.98	0.64
3:MK:117:ALA:O	3:MK:122:ILE:HD11	1.98	0.64
3:NA:127:GLN:N	3:NA:127:GLN:OE1	2.31	0.64
3:NB:111:GLU:N	3:NF:11:ILE:HD11	2.13	0.64
3:BI:122:ILE:O	3:HM:109:ARG:NH2	2.30	0.64
3:BM:65:GLN:OE1	3:BM:67:LYS:NZ	2.22	0.64
3:BM:68:ILE:HD11	3:DJ:111:GLU:CD	2.19	0.64
3:BN:48:VAL:HG22	3:BN:68:ILE:HD12	1.79	0.64
3:CI:101:THR:HG23	3:DI:86:ARG:NH2	2.12	0.64
3:CI:114:ALA:HB1	3:DI:8:LEU:HD22	1.80	0.64
3:DL:52:VAL:O	3:DL:54:GLN:NE2	2.27	0.64
3:EH:109:ARG:NE	3:EH:110:THR:HG23	2.12	0.64
3:FJ:48:VAL:HG22	3:FJ:68:ILE:HD12	1.80	0.64

Continued on next page...

Continued from previous page...

Atom-1	Atom-2	Interatomic distance (Å)	Clash overlap (Å)
3:FN:128:LEU:O	3:HC:24:ARG:NH2	2.31	0.64
3:GD:6:VAL:HG12	3:GD:8:LEU:CD2	2.28	0.64
3:GJ:24:ARG:NH2	3:HG:129:ASN:OD1	2.31	0.64
3:HJ:111:GLU:OE1	3:HJ:111:GLU:N	2.29	0.64
3:IM:1:ALA:N	3:JM:123:ASP:OD1	2.27	0.64
3:IM:11:ILE:HG22	3:IM:17:GLN:C	2.19	0.64
3:JM:18:THR:C	3:JM:19:LEU:HD22	2.18	0.64
3:KK:8:LEU:HD12	3:MH:114:ALA:HB3	1.79	0.64
3:LC:60:LYS:N	3:LC:61:ASN:HB3	2.12	0.64
3:ME:52:VAL:O	3:ME:52:VAL:HG13	1.97	0.64
3:MJ:81:ASP:OD2	3:ML:99:TYR:CD1	2.51	0.64
3:BD:64:VAL:HG11	3:JB:125:ILE:HD13	1.80	0.63
3:CB:112:LEU:O	3:CB:116:LEU:HD23	1.98	0.63
3:CF:122:ILE:HA	3:GM:109:ARG:CZ	2.28	0.63
3:CH:97:THR:O	3:CH:100:SER:OG	2.16	0.63
3:CH:100:SER:HA	3:HL:86:ARG:NH2	2.13	0.63
3:CK:11:ILE:HG22	3:CK:17:GLN:O	1.99	0.63
3:DD:98:GLN:OE1	3:DE:43:ALA:HB2	1.98	0.63
3:DN:114:ALA:CB	3:ML:8:LEU:HD12	2.28	0.63
3:EB:116:LEU:HD23	3:EB:116:LEU:O	1.98	0.63
3:EC:99:TYR:HB3	3:LK:86:ARG:HH22	1.63	0.63
3:FN:26:VAL:HG11	3:HB:132:TYR:CE1	2.32	0.63
3:GK:115:LEU:HD12	3:GK:118:SER:OG	1.97	0.63
3:GL:112:LEU:HD11	3:HG:92:VAL:CG2	2.28	0.63
3:IF:122:ILE:HG22	3:NI:109:ARG:CZ	2.29	0.63
3:IK:55:PRO:HG3	3:IK:62:TYR:HE1	1.62	0.63
3:IL:103:GLU:OE1	3:IL:103:GLU:N	2.27	0.63
3:KK:111:GLU:N	3:MH:11:ILE:HD11	2.14	0.63
3:KM:8:LEU:HD22	3:MF:114:ALA:HB1	1.81	0.63
3:LK:21:LEU:HB3	3:LK:35:LEU:HB3	1.80	0.63
3:MG:60:LYS:N	3:MG:61:ASN:HB3	2.13	0.63
3:MJ:2:LYS:NZ	3:MJ:3:LEU:O	2.30	0.63
1:A:401:A:O2'	1:A:402:U:O5'	2.16	0.63
1:A:902:G:P	3:II:60:LYS:HZ1	2.19	0.63
1:A:1312:G:N2	1:A:1317:G:N2	2.46	0.63
1:A:3168:G:H2'	1:A:3169:U:O4'	1.99	0.63
3:BD:100:SER:HA	3:JB:86:ARG:NH2	2.13	0.63
3:BK:116:LEU:CD2	3:HK:112:LEU:HD22	2.27	0.63
3:CK:64:VAL:HG11	3:NC:125:ILE:HG22	1.80	0.63
3:CM:11:ILE:HG22	3:CM:17:GLN:C	2.18	0.63
3:DH:37:GLN:HB3	3:DH:45:GLU:OE2	1.96	0.63

Continued on next page...

Continued from previous page...

Atom-1	Atom-2	Interatomic distance (Å)	Clash overlap (Å)
3:DI:52:VAL:HG23	3:DI:52:VAL:O	1.97	0.63
3:EB:48:VAL:HG13	3:EB:68:ILE:CD1	2.29	0.63
3:EB:115:LEU:HD21	3:MJ:8:LEU:HD11	1.80	0.63
3:EE:97:THR:N	3:EE:100:SER:HG	1.96	0.63
3:EJ:23:PRO:HA	3:EJ:35:LEU:HD13	1.79	0.63
3:FC:41:VAL:CG1	3:FC:44:LEU:HD13	2.27	0.63
3:FJ:64:VAL:HG11	3:HF:125:ILE:CG2	2.28	0.63
3:GE:104:GLU:OE1	3:HE:88:ALA:HB3	1.97	0.63
3:GH:129:ASN:OD1	3:KC:24:ARG:NH2	2.32	0.63
3:GN:56:SER:OG	3:GN:58:ASN:OD1	2.14	0.63
3:IF:128:LEU:HD21	3:NI:62:TYR:CG	2.33	0.63
3:IN:7:THR:C	3:IN:8:LEU:HD12	2.17	0.63
3:JI:6:VAL:HG12	3:JI:8:LEU:HD21	1.79	0.63
3:KE:82:PRO:O	3:KG:99:TYR:OH	2.09	0.63
3:KH:109:ARG:HG2	3:KL:116:LEU:HD11	1.80	0.63
3:KL:6:VAL:HG12	3:KL:8:LEU:HD12	1.80	0.63
3:LG:55:PRO:HD3	3:LG:62:TYR:CE1	2.34	0.63
3:LN:8:LEU:HD11	3:MI:114:ALA:CB	2.29	0.63
3:MN:65:GLN:OE1	3:MN:93:THR:OG1	2.15	0.63
3:NC:61:ASN:ND2	3:NC:96:PHE:O	2.32	0.63
1:A:921:C:O2'	1:A:1046:G:O2'	2.17	0.63
1:A:1054:C:O2'	1:A:1055:U:O5'	2.15	0.63
1:A:1130:C:H42	1:A:1152:A:H61	1.43	0.63
1:A:3599:A:N6	1:A:3653:A:H61	1.96	0.63
1:A:3803:C:N3	3:KK:57:ARG:NH2	2.46	0.63
3:BC:125:ILE:CD1	3:ND:64:VAL:HG11	2.28	0.63
3:BH:75:THR:HG22	3:BH:82:PRO:CG	2.28	0.63
3:CJ:65:GLN:OE1	3:CJ:93:THR:OG1	2.10	0.63
3:DC:23:PRO:HA	3:DC:35:LEU:HD13	1.81	0.63
3:DH:11:ILE:HG23	3:DH:17:GLN:HB2	1.80	0.63
3:DL:132:TYR:HE1	3:MN:26:VAL:HG11	1.63	0.63
3:EI:111:GLU:OE2	3:GA:68:ILE:HD11	1.98	0.63
3:EK:32:VAL:HG13	3:EK:51:SER:OG	1.98	0.63
3:FD:127:GLN:OE1	3:FD:129:ASN:ND2	2.31	0.63
3:GL:114:ALA:HB1	3:HG:8:LEU:CD1	2.27	0.63
3:HD:27:ASN:OD1	3:HD:29:THR:N	2.31	0.63
3:HI:11:ILE:HD12	3:II:110:THR:CB	2.28	0.63
3:HK:30:ASN:OD1	3:HK:32:VAL:HG23	1.97	0.63
3:HK:65:GLN:OE1	3:HK:93:THR:OG1	2.07	0.63
3:II:131:ALA:O	3:II:132:TYR:CD1	2.51	0.63
3:JD:114:ALA:HB1	3:JH:8:LEU:HD22	1.80	0.63

Continued on next page...

Continued from previous page...

Atom-1	Atom-2	Interatomic distance (Å)	Clash overlap (Å)
3:KF:99:TYR:OH	3:KG:82:PRO:O	2.15	0.63
3:MD:41:VAL:CG2	3:MD:44:LEU:HD11	2.29	0.63
1:A:1248:U:OP2	1:A:1249:C:N4	2.32	0.63
3:BA:125:ILE:HD13	3:MK:94:PHE:CE2	2.33	0.63
3:BB:11:ILE:HD12	3:MA:110:THR:OG1	1.98	0.63
3:BG:62:TYR:CD2	3:IA:128:LEU:HD23	2.34	0.63
3:BI:39:GLY:N	3:BI:45:GLU:OE2	2.31	0.63
3:CC:112:LEU:O	3:CC:112:LEU:HD23	1.98	0.63
3:CH:19:LEU:HD11	3:HL:107:PHE:HZ	1.61	0.63
3:DI:11:ILE:HG22	3:DI:17:GLN:C	2.19	0.63
3:DM:11:ILE:HG22	3:DM:17:GLN:O	1.97	0.63
3:EI:119:PRO:HA	3:EI:122:ILE:HD12	1.79	0.63
3:FC:79:SER:O	3:FC:80:CYS:HB3	1.98	0.63
3:IB:11:ILE:HG22	3:IB:17:GLN:O	1.98	0.63
3:JK:100:SER:HA	3:KN:86:ARG:CZ	2.29	0.63
3:KF:111:GLU:O	3:KF:115:LEU:HD23	1.98	0.63
3:KG:48:VAL:HG13	3:KG:68:ILE:HG13	1.80	0.63
3:KJ:11:ILE:HD12	3:LE:110:THR:CB	2.27	0.63
3:NB:11:ILE:HD12	3:NF:110:THR:HB	1.80	0.63
3:NE:30:ASN:OD1	3:NE:32:VAL:HG23	1.99	0.63
1:A:552:A:N1	1:A:653:C:N3	2.46	0.63
3:BD:125:ILE:CG2	3:JB:105:ARG:HE	1.91	0.63
3:BE:26:VAL:HG11	3:CE:132:TYR:CZ	2.34	0.63
3:BM:116:LEU:HD22	3:DJ:113:ALA:HB2	1.81	0.63
3:CF:86:ARG:NH2	3:GM:99:TYR:O	2.32	0.63
3:CI:8:LEU:HD12	3:DI:114:ALA:CB	2.28	0.63
3:CM:11:ILE:HD12	3:NA:110:THR:CB	2.28	0.63
3:DH:6:VAL:HG12	3:DH:8:LEU:CD2	2.29	0.63
3:HI:128:LEU:HD23	3:II:62:TYR:CD2	2.34	0.63
3:KG:34:SER:C	3:KG:35:LEU:HD12	2.19	0.63
3:KJ:114:ALA:HB3	3:LE:8:LEU:HD12	1.79	0.63
3:MD:23:PRO:HA	3:MD:35:LEU:HD13	1.81	0.63
1:A:2105:U:OP1	3:JD:59:ARG:NH1	2.31	0.63
2:M:338:TYR:HD1	2:M:403:PHE:HB2	1.64	0.63
3:BM:92:VAL:CG2	3:DJ:92:VAL:HG22	2.24	0.63
3:EM:26:VAL:O	3:EM:28:PRO:HD3	1.98	0.63
3:FG:44:LEU:HD11	3:FG:82:PRO:CG	2.28	0.63
3:FH:19:LEU:HD11	3:FH:37:GLN:HG2	1.80	0.63
3:GB:52:VAL:HG22	3:GB:64:VAL:HG13	1.81	0.63
3:GI:105:ARG:O	3:GI:108:VAL:HG12	1.99	0.63
3:HA:48:VAL:HG23	3:HA:68:ILE:CD1	2.28	0.63

Continued on next page...

Continued from previous page...

Atom-1	Atom-2	Interatomic distance (Å)	Clash overlap (Å)
3:HH:32:VAL:HG13	3:HH:51:SER:OG	1.98	0.63
3:IJ:97:THR:O	3:IJ:100:SER:OG	2.16	0.63
3:KC:84:VAL:HG22	3:KC:87:GLN:OE1	1.98	0.63
3:LH:102:ASP:OD1	3:LH:103:GLU:N	2.31	0.63
3:LN:125:ILE:HD11	3:MI:64:VAL:HG11	1.80	0.63
1:A:564:G:N1	1:A:604:G:N7	2.47	0.63
1:A:2650:A:OP1	3:EH:57:ARG:NE	2.31	0.63
1:A:3797:G:O2'	3:KK:55:PRO:O	2.15	0.63
3:BM:103:GLU:HA	3:DJ:13:LYS:NZ	2.13	0.63
3:DF:11:ILE:HG22	3:DF:17:GLN:C	2.19	0.63
3:EA:109:ARG:NH1	3:LM:122:ILE:HA	2.14	0.63
3:EF:118:SER:O	3:EF:122:ILE:HD12	1.99	0.63
3:EN:102:ASP:OD1	3:EN:103:GLU:N	2.30	0.63
3:FE:107:PHE:O	3:FE:110:THR:OG1	2.16	0.63
3:FG:112:LEU:HD11	3:KG:92:VAL:HG21	1.79	0.63
3:GD:8:LEU:HD12	3:KF:114:ALA:HB3	1.80	0.63
3:GE:100:SER:OG	3:HE:86:ARG:NH2	2.31	0.63
3:JN:101:THR:HB	3:JN:103:GLU:OE1	1.99	0.63
3:KK:50:VAL:HG22	3:KK:66:VAL:HG12	1.81	0.63
3:MC:86:ARG:HH21	3:NJ:97:THR:HG22	1.63	0.63
3:ML:27:ASN:ND2	3:ML:30:ASN:OD1	2.32	0.63
1:A:491:A:N6	1:A:506:C:H42	1.96	0.63
1:A:2947:G:N1	1:A:2954:U:O4	2.32	0.63
3:BB:128:LEU:HD11	3:MA:105:ARG:NE	2.13	0.63
3:BE:8:LEU:CD1	3:CE:115:LEU:HD22	2.28	0.63
3:BJ:60:LYS:H	3:BJ:61:ASN:HB3	1.62	0.63
3:BK:11:ILE:HD11	3:HK:111:GLU:CA	2.29	0.63
3:BK:92:VAL:HG22	3:HK:92:VAL:HG22	1.81	0.63
3:CA:27:ASN:ND2	3:CA:30:ASN:OD1	2.32	0.63
3:CE:37:GLN:OE1	3:CE:39:GLY:N	2.27	0.63
3:EA:94:PHE:HB3	3:EA:96:PHE:CE1	2.34	0.63
3:ED:11:ILE:HD12	3:EH:110:THR:CB	2.29	0.63
3:EE:24:ARG:NE	3:EE:36:SER:OG	2.32	0.63
3:EJ:60:LYS:H	3:EJ:61:ASN:HB3	1.64	0.63
3:FI:3:LEU:HD11	3:FI:26:VAL:CG2	2.29	0.63
3:GA:121:LEU:O	3:GA:125:ILE:HG22	1.98	0.63
3:GH:26:VAL:HG11	3:KB:132:TYR:CZ	2.33	0.63
3:HC:54:GLN:HB3	3:HC:55:PRO:HD2	1.81	0.63
3:IA:48:VAL:HG13	3:IA:68:ILE:HD13	1.81	0.63
3:ID:11:ILE:HG22	3:ID:17:GLN:C	2.19	0.63
3:IE:92:VAL:HG21	3:JL:112:LEU:HD11	1.81	0.63

Continued on next page...

Continued from previous page...

Atom-1	Atom-2	Interatomic distance (Å)	Clash overlap (Å)
3:IH:8:LEU:HD13	3:NG:114:ALA:HB3	1.81	0.63
3:JK:52:VAL:O	3:JK:54:GLN:NE2	2.31	0.63
3:JN:61:ASN:OD1	3:JN:95:SER:OG	2.15	0.63
3:KH:13:LYS:HE3	3:KL:102:ASP:OD2	1.99	0.63
3:KI:93:THR:O	3:KI:93:THR:HG23	1.98	0.63
3:MM:118:SER:O	3:MM:122:ILE:HG23	1.99	0.63
3:NH:8:LEU:HD12	3:NH:8:LEU:N	2.14	0.63
1:A:2325:C:N4	1:A:2345:G:O6	2.31	0.63
1:A:3922:G:O2'	1:A:3923:G:OP1	2.16	0.63
1:A:4108:U:N3	1:A:4113:G:N1	2.47	0.63
1:A:4196:U:O4	3:EG:129:ASN:ND2	2.27	0.63
3:BL:110:THR:OG1	3:CG:11:ILE:HD12	1.99	0.63
3:CC:26:VAL:HG11	3:DF:132:TYR:HE2	1.63	0.63
3:DG:106:ALA:HA	3:DG:109:ARG:NE	2.14	0.63
3:FB:26:VAL:HG22	3:FB:33:ALA:HB2	1.80	0.63
3:FE:114:ALA:CB	3:KI:8:LEU:HD22	2.29	0.63
3:FK:79:SER:O	3:FK:80:CYS:SG	2.57	0.63
3:FN:92:VAL:HG22	3:HB:92:VAL:HG22	1.79	0.63
3:GL:24:ARG:NH1	3:JA:128:LEU:O	2.32	0.63
3:HM:6:VAL:HG12	3:HM:8:LEU:CD2	2.29	0.63
3:IG:105:ARG:NH1	3:JJ:126:ASP:HA	2.14	0.63
3:IH:115:LEU:HD11	3:IH:121:LEU:HD23	1.80	0.63
3:IJ:129:ASN:OD1	3:NF:24:ARG:NH2	2.32	0.63
3:IM:92:VAL:HG21	3:JM:112:LEU:HD11	1.80	0.63
3:JH:55:PRO:HD3	3:JH:62:TYR:CD2	2.34	0.63
3:LL:8:LEU:CD2	3:MB:115:LEU:HD22	2.27	0.63
3:ME:111:GLU:O	3:ME:115:LEU:HD23	1.98	0.63
1:A:968:C:H42	1:A:1045:G:H1'	1.63	0.62
1:A:2521:C:H2'	1:A:2522:G:O4'	1.99	0.62
1:A:3409:A:O2'	1:A:3526:C:O5'	2.17	0.62
3:BA:103:GLU:HA	3:MK:13:LYS:NZ	2.14	0.62
3:BE:99:TYR:HB2	3:CE:86:ARG:HH12	1.64	0.62
3:BK:128:LEU:HD11	3:HK:105:ARG:NE	2.13	0.62
3:CB:11:ILE:HD12	3:HC:110:THR:OG1	1.99	0.62
3:CI:6:VAL:HG12	3:CI:8:LEU:CD2	2.29	0.62
3:DG:11:ILE:HG22	3:DG:17:GLN:C	2.18	0.62
3:DG:128:LEU:CD2	3:EJ:62:TYR:CD2	2.81	0.62
3:EB:3:LEU:HD22	3:EB:35:LEU:HD21	1.81	0.62
3:EC:62:TYR:CD1	3:LK:128:LEU:HD21	2.33	0.62
3:EF:92:VAL:HG22	3:FA:92:VAL:HG22	1.80	0.62
3:FE:8:LEU:HD11	3:KI:114:ALA:CB	2.27	0.62

Continued on next page...

Continued from previous page...

Atom-1	Atom-2	Interatomic distance (Å)	Clash overlap (Å)
3:FE:119:PRO:HA	3:FE:122:ILE:HG12	1.81	0.62
3:HK:97:THR:O	3:HK:100:SER:OG	2.15	0.62
3:ME:48:VAL:HG22	3:ME:68:ILE:HD12	1.81	0.62
3:MI:4:GLU:O	3:MI:6:VAL:HG23	1.98	0.62
3:MK:48:VAL:HG13	3:MK:68:ILE:CD1	2.29	0.62
1:A:1552:A:OP1	3:CC:58:ASN:ND2	2.32	0.62
1:A:1774:G:O3'	3:JB:59:ARG:NH1	2.32	0.62
1:A:2711:U:O4'	3:DC:57:ARG:NH2	2.32	0.62
1:A:3585:A:H62	3:LH:59:ARG:CD	2.11	0.62
3:BI:23:PRO:O	3:BI:24:ARG:NH2	2.32	0.62
3:BL:11:ILE:HG22	3:BL:17:GLN:O	1.99	0.62
3:CA:109:ARG:HE	3:CA:110:THR:HG23	1.63	0.62
3:DA:8:LEU:HD22	3:MM:114:ALA:HB1	1.81	0.62
3:DF:6:VAL:HG12	3:DF:8:LEU:CD2	2.29	0.62
3:DK:11:ILE:HG22	3:DK:17:GLN:O	1.99	0.62
3:DM:6:VAL:HG12	3:DM:8:LEU:CD2	2.28	0.62
3:EC:3:LEU:CD1	3:EC:35:LEU:HD11	2.29	0.62
3:EF:103:GLU:HG2	3:FA:13:LYS:HZ3	1.63	0.62
3:EK:128:LEU:HD11	3:FM:105:ARG:NE	2.14	0.62
3:FJ:122:ILE:HD13	3:HF:109:ARG:NH1	2.14	0.62
3:IF:44:LEU:HD22	3:IH:98:GLN:O	1.99	0.62
3:JC:56:SER:O	3:JC:60:LYS:HD2	1.99	0.62
3:JD:21:LEU:HB3	3:JD:35:LEU:HD22	1.80	0.62
1:A:761:G:HO2'	1:A:762:C:P	2.18	0.62
1:A:1002:G:O3'	3:IF:89:TYR:OH	2.12	0.62
1:A:2661:G:N2	1:A:2663:U:O4	2.33	0.62
1:A:3933:A:O3'	3:KG:30:ASN:ND2	2.32	0.62
1:A:3993:A:H61	1:A:3999:C:H42	1.47	0.62
3:BB:110:THR:HB	3:MA:11:ILE:HD12	1.81	0.62
3:BJ:122:ILE:HG22	3:BN:109:ARG:CZ	2.29	0.62
3:CC:43:ALA:C	3:CC:44:LEU:HD23	2.20	0.62
3:CC:114:ALA:CB	3:DF:8:LEU:HD12	2.29	0.62
3:CF:122:ILE:HA	3:GM:109:ARG:NH2	2.15	0.62
3:CG:54:GLN:HB3	3:CG:55:PRO:HD3	1.79	0.62
3:CM:11:ILE:HD12	3:NA:110:THR:HB	1.79	0.62
3:CN:13:LYS:CE	3:DD:103:GLU:HA	2.29	0.62
3:DA:128:LEU:HD11	3:MM:105:ARG:NE	2.14	0.62
3:DD:26:VAL:HG12	3:EN:132:TYR:CE2	2.34	0.62
3:DE:11:ILE:HG22	3:DE:17:GLN:O	1.99	0.62
3:DE:105:ARG:CD	3:EL:128:LEU:HD11	2.29	0.62
3:DF:119:PRO:O	3:DF:122:ILE:HG22	1.99	0.62

Continued on next page...

Continued from previous page...

Atom-1	Atom-2	Interatomic distance (Å)	Clash overlap (Å)
3:DK:3:LEU:CD1	3:DK:35:LEU:HD11	2.29	0.62
3:DM:3:LEU:HD12	3:DM:35:LEU:HD11	1.81	0.62
3:DM:11:ILE:HD12	3:EM:110:THR:HB	1.80	0.62
3:FJ:98:GLN:HG3	3:FK:43:ALA:HB2	1.82	0.62
3:GK:23:PRO:HA	3:GK:35:LEU:HD13	1.82	0.62
3:HK:11:ILE:HG23	3:HK:17:GLN:HB2	1.81	0.62
3:IB:11:ILE:HG22	3:IB:17:GLN:C	2.20	0.62
3:ID:97:THR:N	3:ID:100:SER:OG	2.32	0.62
3:IM:102:ASP:OD1	3:IM:103:GLU:N	2.32	0.62
3:LC:27:ASN:ND2	3:LC:30:ASN:OD1	2.32	0.62
3:LN:92:VAL:HG22	3:MI:92:VAL:HG22	1.82	0.62
3:NE:112:LEU:O	3:NE:116:LEU:HD23	1.99	0.62
1:A:732:C:HO2'	1:A:733:U:C5'	2.11	0.62
1:A:2238:G:O3'	1:A:2240:U:H5	1.82	0.62
3:BJ:109:ARG:CZ	3:BN:122:ILE:HD13	2.29	0.62
3:CI:11:ILE:HD12	3:DI:110:THR:HB	1.81	0.62
3:DF:20:VAL:HG13	3:DF:38:ALA:HB2	1.81	0.62
3:DF:52:VAL:HG23	3:DF:64:VAL:HG22	1.81	0.62
3:DK:67:LYS:HE2	3:DK:67:LYS:HA	1.81	0.62
3:DL:116:LEU:CD2	3:MN:113:ALA:HB2	2.30	0.62
3:EE:8:LEU:HD11	3:EE:11:ILE:HD11	1.80	0.62
3:EI:52:VAL:HG21	3:GA:130:PRO:HA	1.79	0.62
3:FK:13:LYS:HD3	3:FK:13:LYS:H	1.64	0.62
3:FM:119:PRO:HA	3:FM:122:ILE:HG12	1.81	0.62
3:HD:42:PRO:HD2	3:HD:43:ALA:N	2.13	0.62
3:IH:48:VAL:HG13	3:IH:68:ILE:CD1	2.28	0.62
3:IM:114:ALA:HB1	3:JM:8:LEU:HD22	1.82	0.62
3:JD:122:ILE:HB	3:JH:109:ARG:NH2	2.14	0.62
3:JF:65:GLN:OE1	3:JF:66:VAL:N	2.33	0.62
3:JK:102:ASP:OD1	3:KN:13:LYS:NZ	2.33	0.62
3:JL:79:SER:OG	3:JL:81:ASP:OD1	2.16	0.62
3:JN:79:SER:O	3:JN:80:CYS:HB2	1.96	0.62
3:KA:125:ILE:O	3:KA:128:LEU:HD12	1.98	0.62
3:MN:97:THR:O	3:MN:100:SER:OG	2.12	0.62
1:A:717:A:O2'	3:LC:27:ASN:ND2	2.30	0.62
1:A:1795:U:O4	3:JB:57:ARG:NH1	2.32	0.62
1:A:2978:A:O2'	1:A:4094:G:N3	2.32	0.62
1:A:3258:A:N6	1:A:3259:G:N3	2.47	0.62
1:A:3310:U:H2'	1:A:3311:U:H2'	1.80	0.62
2:M:8:ARG:NH1	2:M:18:ASP:OD1	2.32	0.62
3:B:34:SER:C	3:B:35:LEU:HD12	2.20	0.62

Continued on next page...

Continued from previous page...

Atom-1	Atom-2	Interatomic distance (Å)	Clash overlap (Å)
3:CG:6:VAL:HG12	3:CG:8:LEU:CD1	2.28	0.62
3:DB:52:VAL:O	3:DB:52:VAL:HG23	1.99	0.62
3:EF:115:LEU:CD2	3:FA:8:LEU:HD22	2.30	0.62
3:EK:8:LEU:HD11	3:FM:114:ALA:CB	2.30	0.62
3:FH:8:LEU:HD12	3:FK:114:ALA:HB3	1.80	0.62
3:FH:125:ILE:O	3:FH:128:LEU:HD22	1.98	0.62
3:FJ:111:GLU:O	3:FJ:115:LEU:HD23	1.99	0.62
3:GG:62:TYR:HD1	3:JE:128:LEU:HD23	1.64	0.62
3:GG:126:ASP:OD1	3:JE:106:ALA:HB2	1.99	0.62
3:HB:60:LYS:H	3:HB:61:ASN:HB3	1.65	0.62
3:II:41:VAL:O	3:II:44:LEU:HG	2.00	0.62
3:IN:8:LEU:HD12	3:IN:8:LEU:N	2.14	0.62
3:JA:3:LEU:HD23	3:JA:3:LEU:H	1.63	0.62
3:JC:11:ILE:HG22	3:JC:17:GLN:C	2.20	0.62
3:JD:26:VAL:HG23	3:JD:32:VAL:C	2.20	0.62
3:JD:32:VAL:HG13	3:JD:51:SER:OG	1.99	0.62
3:JG:122:ILE:HD12	3:LD:109:ARG:CZ	2.29	0.62
3:KA:111:GLU:O	3:KA:115:LEU:HD23	1.99	0.62
3:KH:109:ARG:HG3	3:KL:116:LEU:HD11	1.80	0.62
3:KM:100:SER:HA	3:MF:86:ARG:HH12	1.65	0.62
3:LA:111:GLU:O	3:LA:115:LEU:HD23	1.98	0.62
3:LN:64:VAL:HG11	3:MI:125:ILE:CD1	2.30	0.62
3:NH:119:PRO:HA	3:NH:122:ILE:HG22	1.81	0.62
1:A:1318:C:N4	1:A:1319:G:O6	2.32	0.62
1:A:1537:U:H1'	3:EJ:58:ASN:HA	1.82	0.62
3:BA:102:ASP:OD1	3:MK:126:ASP:OD1	2.18	0.62
3:CH:111:GLU:OE1	3:HL:19:LEU:HD22	1.99	0.62
3:DL:106:ALA:O	3:DL:110:THR:HG22	1.99	0.62
3:DL:122:ILE:HD12	3:MN:109:ARG:NH1	2.14	0.62
3:EC:114:ALA:HB1	3:LK:8:LEU:HD12	1.81	0.62
3:EC:125:ILE:HD13	3:LK:94:PHE:CE2	2.34	0.62
3:FH:62:TYR:CD1	3:FK:128:LEU:HD23	2.35	0.62
3:GG:99:TYR:HH	3:GH:84:VAL:H	1.45	0.62
3:HJ:41:VAL:O	3:HJ:41:VAL:HG13	1.97	0.62
3:HJ:80:CYS:SG	3:II:85:THR:HG21	2.40	0.62
3:HL:85:THR:HG23	3:HL:86:ARG:HG2	1.80	0.62
3:IA:111:GLU:O	3:IA:115:LEU:HD23	2.00	0.62
3:JF:132:TYR:OH	3:JN:26:VAL:O	2.17	0.62
3:KB:11:ILE:HG22	3:KB:17:GLN:C	2.20	0.62
3:KJ:13:LYS:NZ	3:LE:102:ASP:O	2.33	0.62
3:KL:43:ALA:O	3:KL:44:LEU:HD22	2.00	0.62

Continued on next page...

Continued from previous page...

Atom-1	Atom-2	Interatomic distance (Å)	Clash overlap (Å)
3:NB:11:ILE:HG22	3:NB:17:GLN:C	2.20	0.62
3:NF:32:VAL:HG13	3:NF:51:SER:OG	2.00	0.62
3:NG:19:LEU:HD21	3:NG:21:LEU:HD21	1.81	0.62
1:A:491:A:H61	1:A:506:C:N4	1.96	0.62
1:A:2210:C:O3'	3:HG:59:ARG:NH1	2.33	0.62
1:A:2600:C:H2'	1:A:2601:C:O4'	1.99	0.62
1:A:4212:C:HO2'	1:A:4213:U:H6	1.47	0.62
3:BB:72:THR:HB	3:BB:86:ARG:HB2	1.81	0.62
3:BI:13:LYS:NZ	3:HM:106:ALA:HB3	2.14	0.62
3:BN:11:ILE:HG22	3:BN:17:GLN:O	1.98	0.62
3:CA:72:THR:OG1	3:DH:104:GLU:OE2	2.17	0.62
3:CL:11:ILE:HG22	3:CL:17:GLN:C	2.19	0.62
3:DC:41:VAL:O	3:DC:44:LEU:HG	1.99	0.62
3:DI:60:LYS:H	3:DI:61:ASN:HB3	1.63	0.62
3:DN:18:THR:C	3:DN:19:LEU:HD22	2.19	0.62
3:EJ:11:ILE:HG22	3:EJ:17:GLN:O	1.99	0.62
3:EM:32:VAL:HG13	3:EM:51:SER:OG	2.00	0.62
3:FA:101:THR:HG22	3:FA:104:GLU:OE2	2.00	0.62
3:FC:126:ASP:O	3:GB:105:ARG:NH2	2.29	0.62
3:FD:47:ARG:NH1	3:FD:49:THR:OG1	2.30	0.62
3:FH:125:ILE:HD11	3:FK:64:VAL:HG11	1.81	0.62
3:GK:62:TYR:CD1	3:JA:128:LEU:HD21	2.34	0.62
3:GL:8:LEU:HD22	3:HG:114:ALA:HB1	1.81	0.62
3:HB:68:ILE:HD11	3:HB:90:ALA:HB3	1.80	0.62
3:JG:13:LYS:NZ	3:LD:103:GLU:HA	2.14	0.62
3:KB:101:THR:OG1	3:KB:103:GLU:OE2	2.15	0.62
3:LN:3:LEU:N	3:MI:132:TYR:OXT	2.33	0.62
3:MB:121:LEU:HA	3:MB:124:ALA:HB3	1.81	0.62
3:ML:102:ASP:OD1	3:ML:103:GLU:N	2.32	0.62
3:NE:60:LYS:HB2	3:NE:61:ASN:CB	2.30	0.62
1:A:1061:A:H2	1:A:1062:A:H62	1.46	0.62
1:A:4108:U:N3	1:A:4113:G:C6	2.67	0.62
3:CD:8:LEU:HD12	3:HA:114:ALA:CB	2.28	0.62
3:CF:109:ARG:HH12	3:GM:122:ILE:HD13	1.64	0.62
3:DB:52:VAL:CG1	3:DB:64:VAL:HG22	2.30	0.62
3:EI:55:PRO:HB3	3:EI:60:LYS:CG	2.30	0.62
3:FB:97:THR:OG1	3:FB:100:SER:N	2.33	0.62
3:FH:112:LEU:HD22	3:FK:116:LEU:HD13	1.81	0.62
3:GD:57:ARG:HD2	3:GD:58:ASN:N	2.14	0.62
3:GH:64:VAL:HG11	3:KB:125:ILE:CD1	2.30	0.62
3:GH:110:THR:CB	3:KB:11:ILE:HD12	2.29	0.62

Continued on next page...

Continued from previous page...

Atom-1	Atom-2	Interatomic distance (Å)	Clash overlap (Å)
3:IF:52:VAL:HG23	3:IF:52:VAL:O	2.00	0.62
3:IN:11:ILE:HG22	3:IN:17:GLN:O	2.00	0.62
3:IN:112:LEU:O	3:IN:116:LEU:HD23	1.99	0.62
3:KH:125:ILE:CD1	3:KL:64:VAL:HG11	2.30	0.62
3:KH:128:LEU:HD11	3:KL:105:ARG:NE	2.15	0.62
3:KK:58:ASN:OD1	3:KK:59:ARG:NE	2.30	0.62
3:KK:114:ALA:HB3	3:MH:8:LEU:HD12	1.80	0.62
3:LC:52:VAL:O	3:LC:52:VAL:HG23	1.97	0.62
3:LG:86:ARG:NH1	3:MG:100:SER:OG	2.32	0.62
3:MF:52:VAL:HG12	3:MF:64:VAL:HG13	1.81	0.62
3:NC:87:GLN:N	3:NC:87:GLN:OE1	2.32	0.62
1:A:984:G:C6	1:A:1025:U:O2	2.53	0.62
1:A:2389:C:OP1	3:FH:63:LYS:NZ	2.29	0.62
1:A:4110:C:O2'	3:D:47:ARG:NH1	2.33	0.62
3:BC:129:ASN:HD22	3:NB:24:ARG:HA	1.65	0.62
3:CA:129:ASN:OD1	3:DF:25:GLY:N	2.32	0.62
3:CJ:109:ARG:HH22	3:HJ:122:ILE:HG13	1.63	0.62
3:CJ:114:ALA:CB	3:HJ:8:LEU:HD11	2.30	0.62
3:CN:122:ILE:HA	3:DD:109:ARG:NH1	2.15	0.62
3:DB:11:ILE:HD12	3:DK:110:THR:HB	1.81	0.62
3:DC:111:GLU:O	3:DC:115:LEU:HD13	1.99	0.62
3:EA:60:LYS:N	3:EA:61:ASN:HB3	2.13	0.62
3:EG:19:LEU:HD22	3:GC:111:GLU:OE2	2.00	0.62
3:FH:105:ARG:CZ	3:FK:128:LEU:HD11	2.30	0.62
3:FN:63:LYS:NZ	3:FN:95:SER:OG	2.30	0.62
3:HC:61:ASN:ND2	3:HC:96:PHE:O	2.33	0.62
3:HN:64:VAL:HG11	3:ID:125:ILE:HD13	1.80	0.62
3:HN:122:ILE:HG22	3:ID:109:ARG:CZ	2.30	0.62
3:JF:102:ASP:OD1	3:JF:103:GLU:N	2.32	0.62
3:JF:104:GLU:N	3:JF:104:GLU:OE1	2.32	0.62
3:KN:11:ILE:HG22	3:KN:17:GLN:O	1.99	0.62
1:A:531:U:OP1	3:DI:63:LYS:NZ	2.23	0.62
1:A:1629:U:OP2	1:A:1630:C:N4	2.33	0.62
1:A:3928:C:O2'	3:FG:59:ARG:NH1	2.33	0.62
3:BC:11:ILE:HD12	3:ND:110:THR:CB	2.30	0.62
3:BF:66:VAL:HG12	3:BF:68:ILE:HD11	1.81	0.62
3:BG:77:ASN:ND2	3:IB:77:ASN:OD1	2.31	0.62
3:BL:115:LEU:HD22	3:CG:8:LEU:HD21	1.81	0.62
3:CL:8:LEU:HD22	3:HH:114:ALA:HB1	1.81	0.62
3:CN:56:SER:N	3:CN:59:ARG:O	2.22	0.62
3:EB:109:ARG:HH11	3:MJ:122:ILE:HA	1.64	0.62

Continued on next page...

Continued from previous page...

Atom-1	Atom-2	Interatomic distance (Å)	Clash overlap (Å)
3:FB:128:LEU:HD21	3:LJ:62:TYR:CE1	2.35	0.62
3:FC:52:VAL:HG21	3:GB:130:PRO:HA	1.82	0.62
3:GG:106:ALA:HB3	3:JE:13:LYS:CE	2.29	0.62
3:HJ:11:ILE:HG22	3:HJ:17:GLN:C	2.20	0.62
3:JD:106:ALA:HB2	3:JH:13:LYS:HZ2	1.65	0.62
3:JK:97:THR:OG1	3:JK:98:GLN:OE1	2.17	0.62
3:KD:11:ILE:HG23	3:KD:17:GLN:HB2	1.81	0.62
3:MG:23:PRO:HA	3:MG:35:LEU:HD13	1.81	0.62
3:NF:96:PHE:CE1	3:NF:105:ARG:HG2	2.35	0.62
3:NI:11:ILE:HG22	3:NI:17:GLN:C	2.20	0.62
1:A:358:G:O2'	1:A:359:A:O4'	2.18	0.61
1:A:2870:U:C2	1:A:2887:G:O6	2.53	0.61
1:A:3426:G:O6	1:A:3427:A:N6	2.32	0.61
3:BA:125:ILE:HD13	3:MK:94:PHE:HE2	1.64	0.61
3:BB:115:LEU:HD23	3:MA:8:LEU:HD11	1.82	0.61
3:BC:105:ARG:NE	3:ND:128:LEU:HD11	2.14	0.61
3:BK:61:ASN:OD1	3:BK:95:SER:OG	2.17	0.61
3:CD:114:ALA:HB1	3:HA:8:LEU:HG	1.82	0.61
3:DC:60:LYS:H	3:DC:61:ASN:HB3	1.64	0.61
3:FI:52:VAL:HG22	3:FI:64:VAL:HG22	1.81	0.61
3:FM:11:ILE:HG22	3:FM:17:GLN:O	2.00	0.61
3:GG:132:TYR:HE1	3:JE:26:VAL:HG11	1.62	0.61
3:GL:37:GLN:O	3:GL:45:GLU:HG3	2.00	0.61
3:GM:32:VAL:HG22	3:GM:51:SER:OG	1.99	0.61
3:IE:92:VAL:HG22	3:JL:92:VAL:HG22	1.81	0.61
3:JA:47:ARG:NH1	3:JA:69:GLN:OE1	2.33	0.61
3:JM:97:THR:O	3:JM:100:SER:OG	2.16	0.61
3:KM:52:VAL:HG12	3:KM:64:VAL:HG22	1.82	0.61
3:KN:44:LEU:HD13	3:LB:98:GLN:HE21	1.66	0.61
3:MA:11:ILE:HG22	3:MA:17:GLN:C	2.20	0.61
3:MF:112:LEU:O	3:MF:116:LEU:HD23	2.00	0.61
3:MJ:111:GLU:OE2	3:MJ:115:LEU:HD11	2.00	0.61
1:A:1681:U:O2'	1:A:1682:U:O4'	2.16	0.61
1:A:3246:C:OP1	3:KK:60:LYS:NZ	2.32	0.61
3:BB:62:TYR:CD2	3:MA:128:LEU:HD22	2.36	0.61
3:BD:126:ASP:OD2	3:BD:127:GLN:NE2	2.33	0.61
3:BL:8:LEU:HD12	3:CG:114:ALA:CB	2.30	0.61
3:BM:60:LYS:H	3:BM:61:ASN:HB3	1.64	0.61
3:CN:70:ASN:ND2	3:DD:111:GLU:OE2	2.31	0.61
3:DL:92:VAL:HG22	3:MN:92:VAL:HG22	1.82	0.61
3:EE:114:ALA:CB	3:LI:8:LEU:HD22	2.30	0.61

Continued on next page...

Continued from previous page...

Atom-1	Atom-2	Interatomic distance (Å)	Clash overlap (Å)
3:FC:62:TYR:CE1	3:GB:128:LEU:HD22	2.36	0.61
3:FN:125:ILE:HG23	3:FN:126:ASP:N	2.15	0.61
3:GE:8:LEU:HD12	3:HE:114:ALA:CB	2.31	0.61
3:GH:11:ILE:HG22	3:GH:17:GLN:C	2.20	0.61
3:GN:79:SER:O	3:GN:80:CYS:HB2	1.99	0.61
3:HE:102:ASP:OD1	3:HE:103:GLU:N	2.34	0.61
3:MC:52:VAL:O	3:MC:52:VAL:HG13	2.00	0.61
3:MC:132:TYR:OXT	3:NJ:2:LYS:NZ	2.30	0.61
3:ML:101:THR:HG23	3:ML:104:GLU:H	1.64	0.61
3:NH:112:LEU:O	3:NH:116:LEU:HD23	2.00	0.61
3:NJ:52:VAL:O	3:NJ:52:VAL:HG23	2.01	0.61
1:A:11:U:N3	1:A:13:U:OP1	2.34	0.61
1:A:2350:G:N2	1:A:2365:C:C2	2.62	0.61
1:A:3928:C:O3'	3:FG:61:ASN:ND2	2.33	0.61
1:A:4202:G:P	2:M:381:TYR:HH	2.23	0.61
3:BC:3:LEU:HD11	3:MA:132:TYR:CB	2.30	0.61
3:BG:119:PRO:O	3:BG:122:ILE:HG12	2.00	0.61
3:BJ:125:ILE:CD1	3:BN:64:VAL:HG11	2.30	0.61
3:CD:21:LEU:HG	3:CD:35:LEU:HB3	1.82	0.61
3:CI:48:VAL:HG13	3:CI:68:ILE:HD13	1.82	0.61
3:CK:125:ILE:HD13	3:NC:94:PHE:HD2	1.63	0.61
3:CL:112:LEU:HD22	3:HH:116:LEU:CD1	2.30	0.61
3:DI:102:ASP:OD2	3:DI:103:GLU:N	2.32	0.61
3:EF:11:ILE:HG22	3:EF:17:GLN:O	2.00	0.61
3:FN:19:LEU:HD13	3:FN:46:LYS:NZ	2.15	0.61
3:GC:52:VAL:HG13	3:GC:62:TYR:OH	2.01	0.61
3:GH:64:VAL:HG11	3:KB:125:ILE:HD13	1.82	0.61
3:IC:102:ASP:OD1	3:IC:103:GLU:N	2.32	0.61
3:IJ:126:ASP:OD1	3:NE:106:ALA:HB2	1.99	0.61
3:KC:8:LEU:HD11	3:LC:115:LEU:HD23	1.81	0.61
3:KD:119:PRO:HA	3:KD:122:ILE:HD12	1.83	0.61
3:KE:60:LYS:H	3:KE:61:ASN:HB3	1.63	0.61
3:KG:101:THR:HG23	3:KG:104:GLU:H	1.65	0.61
3:KI:111:GLU:O	3:KI:115:LEU:HD23	2.00	0.61
3:LF:37:GLN:OE1	3:LF:46:LYS:NZ	2.22	0.61
3:LG:110:THR:CB	3:MG:11:ILE:HD12	2.31	0.61
3:LL:8:LEU:HD12	3:LL:8:LEU:N	2.15	0.61
3:MI:32:VAL:HG12	3:MI:51:SER:HB2	1.81	0.61
3:NA:125:ILE:O	3:NA:128:LEU:HD12	2.00	0.61
3:BD:121:LEU:O	3:BD:125:ILE:HG22	2.00	0.61
3:BJ:8:LEU:HD11	3:BN:114:ALA:HB3	1.83	0.61

Continued on next page...

Continued from previous page...

Atom-1	Atom-2	Interatomic distance (Å)	Clash overlap (Å)
3:BM:92:VAL:HG22	3:DJ:92:VAL:CG2	2.23	0.61
3:CB:18:THR:C	3:CB:19:LEU:HD22	2.20	0.61
3:CH:3:LEU:HD23	3:CH:3:LEU:H	1.64	0.61
3:CK:30:ASN:OD1	3:CK:32:VAL:HG23	2.00	0.61
3:DE:62:TYR:CD2	3:EL:128:LEU:CD2	2.84	0.61
3:DE:105:ARG:HD2	3:EL:128:LEU:HD11	1.81	0.61
3:DE:110:THR:CB	3:EL:11:ILE:HD12	2.30	0.61
3:EB:109:ARG:CZ	3:MJ:125:ILE:HG13	2.30	0.61
3:FJ:106:ALA:HB3	3:HF:13:LYS:CE	2.30	0.61
3:GD:3:LEU:HD23	3:GD:3:LEU:H	1.63	0.61
3:HA:3:LEU:HD12	3:HA:23:PRO:CB	2.30	0.61
3:IC:54:GLN:O	3:IC:59:ARG:HD2	2.00	0.61
3:IM:11:ILE:HD11	3:JM:111:GLU:N	2.16	0.61
3:KN:97:THR:O	3:KN:100:SER:OG	2.15	0.61
3:LD:100:SER:OG	3:LD:105:ARG:NH1	2.33	0.61
3:LL:41:VAL:O	3:LL:44:LEU:HG	2.01	0.61
3:ME:92:VAL:HG21	3:NH:112:LEU:HD11	1.83	0.61
3:NB:60:LYS:H	3:NB:61:ASN:HB3	1.65	0.61
3:BD:92:VAL:HG22	3:JB:92:VAL:HG22	1.82	0.61
3:BD:103:GLU:OE1	3:BD:103:GLU:N	2.31	0.61
3:BH:11:ILE:HG22	3:BH:17:GLN:O	1.99	0.61
3:CA:8:LEU:CD1	3:DH:115:LEU:HD22	2.31	0.61
3:CH:122:ILE:HG22	3:HL:109:ARG:CZ	2.30	0.61
3:CM:23:PRO:HA	3:CM:35:LEU:HD13	1.81	0.61
3:EC:105:ARG:CZ	3:LK:125:ILE:O	2.48	0.61
3:EG:92:VAL:HG21	3:GC:112:LEU:HD11	1.83	0.61
3:EI:116:LEU:HD23	3:GA:113:ALA:HB2	1.83	0.61
3:FC:68:ILE:HD12	3:GB:112:LEU:HD13	1.81	0.61
3:FG:11:ILE:HG23	3:FG:17:GLN:HB2	1.82	0.61
3:FJ:24:ARG:NH2	3:HD:128:LEU:O	2.33	0.61
3:HA:127:GLN:N	3:HA:127:GLN:OE1	2.34	0.61
3:JB:18:THR:C	3:JB:19:LEU:HD22	2.21	0.61
3:KJ:24:ARG:NE	3:KJ:36:SER:OG	2.33	0.61
3:KK:132:TYR:HE1	3:MH:26:VAL:HG21	1.65	0.61
3:LJ:24:ARG:HA	3:LJ:24:ARG:NE	2.16	0.61
3:NC:102:ASP:OD1	3:NC:103:GLU:N	2.33	0.61
3:NE:6:VAL:HG12	3:NE:8:LEU:CD1	2.29	0.61
3:NH:52:VAL:O	3:NH:52:VAL:HG23	1.99	0.61
1:A:1334:C:HO2'	1:A:1335:A:P	2.20	0.61
1:A:3604:G:N7	3:FB:57:ARG:NH1	2.47	0.61
1:A:4110:C:O3'	3:D:47:ARG:NH1	2.23	0.61

Continued on next page...

Continued from previous page...

Atom-1	Atom-2	Interatomic distance (Å)	Clash overlap (Å)
3:BA:90:ALA:HB2	3:MK:94:PHE:CD1	2.36	0.61
3:BC:128:LEU:HD11	3:ND:105:ARG:NE	2.15	0.61
3:BD:132:TYR:HD2	3:GK:132:TYR:HH	1.48	0.61
3:BL:27:ASN:OD1	3:BL:29:THR:N	2.34	0.61
3:CC:67:LYS:HE3	3:CC:91:ASP:OD1	2.01	0.61
3:CJ:111:GLU:N	3:HJ:11:ILE:HD11	2.16	0.61
3:DB:11:ILE:HD12	3:DK:110:THR:CB	2.30	0.61
3:DC:18:THR:C	3:DC:19:LEU:HD22	2.21	0.61
3:DC:125:ILE:HD12	3:EN:94:PHE:CD2	2.35	0.61
3:FD:24:ARG:NE	3:FD:36:SER:OG	2.32	0.61
3:GF:11:ILE:HD11	3:KD:111:GLU:HG3	1.80	0.61
3:HF:126:ASP:OD2	3:HF:127:GLN:NE2	2.33	0.61
3:HI:111:GLU:O	3:HI:115:LEU:HD23	2.00	0.61
3:IG:115:LEU:HD11	3:JJ:48:VAL:HG11	1.82	0.61
3:JF:86:ARG:NH2	3:KA:104:GLU:OE1	2.33	0.61
3:JG:122:ILE:HA	3:LD:109:ARG:HH22	1.66	0.61
3:JG:125:ILE:HD12	3:LD:94:PHE:HD1	1.65	0.61
3:KK:6:VAL:HG12	3:KK:8:LEU:CD2	2.30	0.61
3:LI:27:ASN:O	3:LI:31:GLY:N	2.33	0.61
3:LN:111:GLU:N	3:MI:11:ILE:HD11	2.16	0.61
3:MA:27:ASN:CG	3:MA:29:THR:HG1	2.02	0.61
3:MC:118:SER:O	3:MC:122:ILE:HG12	2.01	0.61
1:A:1133:U:O2'	3:LN:59:ARG:NH2	2.33	0.61
1:A:1425:A:O2'	1:A:1426:A:O4'	2.16	0.61
1:A:3926:G:O2'	1:A:4158:A:N6	2.34	0.61
2:M:308:HIS:CE1	3:B:36:SER:OG	2.53	0.61
3:D:72:THR:HG21	3:D:86:ARG:NH2	2.15	0.61
3:CB:24:ARG:NE	3:HA:129:ASN:OD1	2.32	0.61
3:CD:109:ARG:NH2	3:HA:126:ASP:OD2	2.32	0.61
3:CE:52:VAL:O	3:CE:52:VAL:HG23	1.99	0.61
3:DC:99:TYR:OH	3:DD:84:VAL:HG22	2.00	0.61
3:DE:106:ALA:HB3	3:EL:13:LYS:CE	2.30	0.61
3:EI:109:ARG:NH2	3:GA:126:ASP:CG	2.54	0.61
3:FF:132:TYR:HD1	3:LF:26:VAL:HG21	1.65	0.61
3:FG:19:LEU:HD21	3:KG:107:PHE:HZ	1.66	0.61
3:FG:70:ASN:ND2	3:KG:108:VAL:HG22	2.14	0.61
3:FH:122:ILE:HA	3:FK:109:ARG:CZ	2.30	0.61
3:FH:125:ILE:HB	3:FK:109:ARG:NH2	2.15	0.61
3:FJ:18:THR:C	3:FJ:19:LEU:HD22	2.21	0.61
3:GC:22:ASN:N	3:GC:36:SER:O	2.31	0.61
3:HI:127:GLN:O	3:IJ:24:ARG:NH2	2.30	0.61

Continued on next page...

Continued from previous page...

Atom-1	Atom-2	Interatomic distance (Å)	Clash overlap (Å)
3:IJ:86:ARG:HH22	3:NE:100:SER:N	1.98	0.61
3:IM:48:VAL:HG13	3:IM:68:ILE:CD1	2.31	0.61
3:JG:99:TYR:OH	3:JH:84:VAL:N	2.32	0.61
3:JI:8:LEU:HD12	3:LB:114:ALA:CB	2.30	0.61
3:LG:86:ARG:NH1	3:MG:100:SER:HA	2.15	0.61
3:LG:110:THR:HB	3:MG:11:ILE:HD12	1.82	0.61
3:LK:15:GLY:O	3:LK:16:LYS:HE2	2.01	0.61
1:A:151:G:O2'	1:A:153:A:OP1	2.16	0.61
1:A:1400:U:H3	1:A:1542:G:H22	1.49	0.61
1:A:3086:U:H3	1:A:3128:C:H42	1.49	0.61
1:A:3238:U:HO2'	1:A:3239:U:C5'	2.13	0.61
3:BC:32:VAL:HG12	3:BC:51:SER:CB	2.29	0.61
3:BJ:60:LYS:N	3:BJ:61:ASN:HB3	2.16	0.61
3:DA:101:THR:HG23	3:MM:86:ARG:NH2	2.15	0.61
3:DB:68:ILE:CG2	3:DB:90:ALA:HB3	2.31	0.61
3:DC:113:ALA:HB2	3:EN:116:LEU:CD2	2.31	0.61
3:DM:98:GLN:HG3	3:DN:43:ALA:HB2	1.82	0.61
3:EF:65:GLN:OE1	3:EF:67:LYS:NZ	2.19	0.61
3:FM:21:LEU:HB3	3:FM:35:LEU:HG	1.82	0.61
3:GF:48:VAL:HG13	3:GF:68:ILE:CD1	2.30	0.61
3:GJ:128:LEU:HD12	3:GN:105:ARG:NH1	2.13	0.61
3:IG:48:VAL:HG13	3:IG:68:ILE:CD1	2.30	0.61
3:JI:110:THR:CB	3:LB:11:ILE:HD12	2.31	0.61
3:JL:102:ASP:OD1	3:JL:103:GLU:N	2.33	0.61
3:JN:11:ILE:HG22	3:JN:17:GLN:C	2.20	0.61
3:JN:106:ALA:O	3:JN:109:ARG:HG2	1.99	0.61
3:KI:24:ARG:NH2	3:KL:127:GLN:O	2.32	0.61
3:LN:128:LEU:HD11	3:MI:105:ARG:CD	2.30	0.61
3:NI:61:ASN:ND2	3:NI:96:PHE:O	2.34	0.61
1:A:12:U:O2	3:HL:69:GLN:NE2	2.34	0.61
1:A:191:G:H8	3:NB:57:ARG:NH2	1.99	0.61
1:A:2763:C:H2'	1:A:2764:U:O4'	2.00	0.61
1:A:3303:G:N2	1:A:3317:U:O2	2.33	0.61
1:A:4063:U:O2	1:A:4090:G:N2	2.34	0.61
3:BA:11:ILE:HG22	3:BA:17:GLN:O	2.01	0.61
3:BB:132:TYR:CE2	3:MB:26:VAL:HG12	2.35	0.61
3:BG:26:VAL:HG13	3:BG:32:VAL:C	2.21	0.61
3:BI:64:VAL:HG11	3:HM:125:ILE:HD11	1.81	0.61
3:CD:13:LYS:HE2	3:HA:103:GLU:OE1	2.01	0.61
3:CF:109:ARG:HH12	3:GM:122:ILE:HA	1.66	0.61
3:CN:13:LYS:HE2	3:DD:103:GLU:HA	1.83	0.61

Continued on next page...

Continued from previous page...

Atom-1	Atom-2	Interatomic distance (Å)	Clash overlap (Å)
3:DB:109:ARG:HD3	3:DK:125:ILE:HG21	1.82	0.61
3:DC:125:ILE:O	3:DC:128:LEU:HD12	2.01	0.61
3:DN:34:SER:C	3:DN:35:LEU:HD12	2.21	0.61
3:ED:116:LEU:CD2	3:EH:113:ALA:HB2	2.29	0.61
3:EI:86:ARG:NH1	3:GA:99:TYR:O	2.26	0.61
3:GC:122:ILE:O	3:GC:126:ASP:CB	2.49	0.61
3:GE:6:VAL:HG12	3:GE:8:LEU:CD2	2.30	0.61
3:GE:79:SER:O	3:GE:80:CYS:HB2	2.01	0.61
3:GI:129:ASN:OD1	3:JA:25:GLY:N	2.34	0.61
3:GN:15:GLY:O	3:GN:16:LYS:HE2	2.01	0.61
3:IH:52:VAL:O	3:IH:52:VAL:HG13	2.01	0.61
3:IM:114:ALA:CB	3:JM:8:LEU:HD22	2.31	0.61
3:JE:104:GLU:O	3:JE:108:VAL:HG23	2.00	0.61
3:KJ:13:LYS:CE	3:LE:106:ALA:HB3	2.31	0.61
3:LA:8:LEU:HD12	3:MD:114:ALA:HB3	1.83	0.61
3:LG:117:ALA:O	3:LG:122:ILE:HD11	2.00	0.61
3:MC:105:ARG:HH12	3:NJ:128:LEU:N	1.99	0.61
3:MC:125:ILE:CD1	3:NJ:64:VAL:HG11	2.30	0.61
3:ME:111:GLU:CD	3:NH:68:ILE:HD12	2.21	0.61
3:MK:13:LYS:HD3	3:MK:13:LYS:N	2.14	0.61
1:A:1419:G:O6	1:A:1431:A:N6	2.33	0.61
1:A:2876:U:H3	1:A:2881:A:H61	1.49	0.61
1:A:3347:G:H2'	1:A:3348:U:O4'	2.01	0.61
1:A:3506:A:H2'	1:A:3507:A:O4'	2.01	0.61
1:A:3862:C:O2'	1:A:3863:U:O5'	2.19	0.61
3:BA:4:GLU:N	3:BA:4:GLU:OE1	2.33	0.61
3:BB:117:ALA:O	3:BB:122:ILE:HD11	2.01	0.61
3:BF:92:VAL:HG22	3:IN:92:VAL:CG2	2.27	0.61
3:BG:86:ARG:NH2	3:IA:101:THR:HG23	2.16	0.61
3:CB:52:VAL:O	3:CB:52:VAL:HG23	2.01	0.61
3:CF:11:ILE:HG13	3:GM:110:THR:HG23	1.82	0.61
3:DC:109:ARG:HE	3:DC:110:THR:HG23	1.66	0.61
3:DM:52:VAL:HG12	3:DM:64:VAL:HG22	1.83	0.61
3:FK:13:LYS:CD	3:FK:13:LYS:N	2.63	0.61
3:FN:54:GLN:O	3:FN:59:ARG:NH2	2.34	0.61
3:GA:56:SER:HG	3:GA:59:ARG:NE	1.97	0.61
3:GL:52:VAL:HG12	3:GL:64:VAL:CG2	2.27	0.61
3:HI:11:ILE:HD11	3:II:111:GLU:N	2.15	0.61
3:HI:55:PRO:HD3	3:HI:62:TYR:CD1	2.36	0.61
3:IF:52:VAL:HG12	3:IF:64:VAL:HG13	1.83	0.61
3:JB:111:GLU:O	3:JB:115:LEU:HD23	1.99	0.61

Continued on next page...

Continued from previous page...

Atom-1	Atom-2	Interatomic distance (Å)	Clash overlap (Å)
3:JM:54:GLN:N	3:JM:54:GLN:OE1	2.34	0.61
3:KH:94:PHE:CD2	3:KL:125:ILE:HD12	2.35	0.61
3:KH:99:TYR:OH	3:KI:84:VAL:N	2.29	0.61
3:LA:115:LEU:HD22	3:MD:8:LEU:CD1	2.29	0.61
3:LJ:52:VAL:HG12	3:LJ:64:VAL:HG22	1.81	0.61
3:MB:43:ALA:C	3:MB:44:LEU:HD22	2.21	0.61
3:MB:100:SER:OG	3:MB:105:ARG:NH1	2.30	0.61
3:MK:48:VAL:HG22	3:MK:68:ILE:CD1	2.31	0.61
3:NE:119:PRO:O	3:NE:122:ILE:HG22	2.01	0.61
1:A:3250:U:OP2	3:MH:67:LYS:NZ	2.19	0.60
1:A:3709:U:O4	3:ML:57:ARG:NH1	2.34	0.60
3:BB:91:ASP:OD1	3:MA:93:THR:HB	2.01	0.60
3:BK:62:TYR:CD2	3:HK:128:LEU:HD23	2.36	0.60
3:CC:8:LEU:HD12	3:DF:114:ALA:CB	2.31	0.60
3:DB:22:ASN:OD1	3:DB:23:PRO:HD2	2.00	0.60
3:DI:97:THR:N	3:DI:100:SER:HG	1.98	0.60
3:EE:19:LEU:HD21	3:LI:107:PHE:HZ	1.66	0.60
3:EI:99:TYR:HB2	3:GA:86:ARG:HE	1.66	0.60
3:EJ:55:PRO:HG3	3:EJ:62:TYR:CE1	2.36	0.60
3:FF:100:SER:OG	3:FF:105:ARG:NH1	2.33	0.60
3:GF:111:GLU:OE1	3:KD:68:ILE:HD13	2.00	0.60
3:GG:112:LEU:O	3:GG:112:LEU:HD23	2.00	0.60
3:GK:54:GLN:NE2	3:GL:24:ARG:O	2.34	0.60
3:IC:115:LEU:HD22	3:JN:8:LEU:HD11	1.82	0.60
3:IG:6:VAL:HG12	3:IG:8:LEU:HD22	1.83	0.60
3:IK:19:LEU:HD11	3:IK:46:LYS:CE	2.30	0.60
3:JK:109:ARG:NH1	3:KN:126:ASP:OD2	2.34	0.60
3:KJ:13:LYS:NZ	3:LE:106:ALA:HB3	2.15	0.60
3:NB:3:LEU:HD23	3:NB:3:LEU:H	1.66	0.60
1:A:1328:U:C4	1:A:1594:C:C2	2.89	0.60
1:A:2394:U:OP1	3:FK:67:LYS:NZ	2.34	0.60
1:A:4135:C:O3'	3:KE:59:ARG:NH2	2.35	0.60
3:BE:11:ILE:HG22	3:BE:17:GLN:O	1.99	0.60
3:BH:112:LEU:HD11	3:IL:92:VAL:HG21	1.83	0.60
3:CE:13:LYS:N	3:CE:13:LYS:CD	2.64	0.60
3:CH:85:THR:HG23	3:CH:86:ARG:HG3	1.83	0.60
3:DC:128:LEU:HD22	3:EN:62:TYR:CD1	2.36	0.60
3:EK:11:ILE:HD12	3:FM:110:THR:CB	2.31	0.60
3:FB:52:VAL:HG22	3:FB:64:VAL:HG13	1.83	0.60
3:FJ:105:ARG:NE	3:HF:128:LEU:HD11	2.17	0.60
3:FL:127:GLN:HB2	3:FL:129:ASN:OD1	2.02	0.60

Continued on next page...

Continued from previous page...

Atom-1	Atom-2	Interatomic distance (Å)	Clash overlap (Å)
3:GI:115:LEU:HD23	3:JC:8:LEU:CD1	2.31	0.60
3:HH:3:LEU:HD21	3:HJ:2:LYS:HD3	1.83	0.60
3:IB:86:ARG:HH12	3:IK:100:SER:N	2.00	0.60
3:IC:116:LEU:O	3:JN:109:ARG:NH2	2.34	0.60
3:JG:122:ILE:HD12	3:LD:109:ARG:NH2	2.16	0.60
3:JI:11:ILE:HD12	3:LB:110:THR:CB	2.31	0.60
3:LA:110:THR:CB	3:MD:11:ILE:HD12	2.31	0.60
3:LE:11:ILE:HG22	3:LE:17:GLN:C	2.21	0.60
3:NA:48:VAL:HG22	3:NA:68:ILE:CD1	2.31	0.60
1:A:1999:G:O2'	3:GI:59:ARG:NH2	2.30	0.60
1:A:3708:U:O4	3:ML:57:ARG:NH2	2.31	0.60
3:BD:62:TYR:CD2	3:JB:128:LEU:HD23	2.36	0.60
3:BL:24:ARG:NE	3:BL:36:SER:OG	2.34	0.60
3:BM:116:LEU:HD21	3:DJ:109:ARG:HG3	1.83	0.60
3:CC:26:VAL:HG11	3:DF:132:TYR:CE2	2.36	0.60
3:CJ:125:ILE:CD1	3:HJ:64:VAL:HG11	2.30	0.60
3:CL:11:ILE:HD11	3:HH:111:GLU:N	2.16	0.60
3:CM:112:LEU:O	3:CM:116:LEU:HD23	2.01	0.60
3:DG:109:ARG:HH22	3:EJ:126:ASP:CA	2.13	0.60
3:DL:101:THR:HG23	3:MN:86:ARG:NH2	2.16	0.60
3:EG:11:ILE:HG22	3:EG:17:GLN:C	2.21	0.60
3:EK:14:ASP:OD1	3:EK:16:LYS:N	2.34	0.60
3:FB:98:GLN:OE1	3:FC:43:ALA:HB2	2.01	0.60
3:FI:11:ILE:HG23	3:FI:17:GLN:HB2	1.82	0.60
3:GD:126:ASP:OD1	3:KF:109:ARG:NH1	2.34	0.60
3:HG:34:SER:C	3:HG:35:LEU:HD12	2.21	0.60
3:IJ:11:ILE:HG22	3:IJ:17:GLN:C	2.21	0.60
3:JD:118:SER:O	3:JD:122:ILE:HG23	2.00	0.60
3:JL:7:THR:C	3:JL:8:LEU:HD22	2.22	0.60
3:KI:67:LYS:O	3:KI:68:ILE:HD13	2.00	0.60
3:KM:103:GLU:HA	3:MF:13:LYS:HZ3	1.67	0.60
3:LA:125:ILE:HG13	3:MD:109:ARG:HH21	1.67	0.60
3:LH:55:PRO:HA	3:LH:60:LYS:O	2.01	0.60
3:LJ:21:LEU:CD1	3:LJ:48:VAL:HG21	2.30	0.60
3:LN:52:VAL:O	3:LN:52:VAL:HG13	2.01	0.60
3:MC:52:VAL:HG23	3:MC:64:VAL:HG22	1.83	0.60
3:ND:11:ILE:HG22	3:ND:17:GLN:C	2.21	0.60
1:A:1833:A:O5'	3:JA:60:LYS:NZ	2.33	0.60
1:A:2357:U:O2'	1:A:2358:A:OP1	2.17	0.60
3:BF:13:LYS:HZ2	3:IN:103:GLU:CA	2.13	0.60
3:BG:112:LEU:O	3:BG:116:LEU:HD23	2.01	0.60

Continued on next page...

Continued from previous page...

Atom-1	Atom-2	Interatomic distance (Å)	Clash overlap (Å)
3:CA:11:ILE:HG22	3:CA:17:GLN:C	2.21	0.60
3:CB:126:ASP:OD1	3:HC:106:ALA:N	2.35	0.60
3:CM:114:ALA:HB1	3:NA:8:LEU:CD1	2.30	0.60
3:DC:128:LEU:HD22	3:EN:62:TYR:HD1	1.65	0.60
3:DG:99:TYR:N	3:EJ:86:ARG:NH2	2.49	0.60
3:EB:80:CYS:HB3	3:LM:74:CYS:HA	1.82	0.60
3:ED:11:ILE:HG22	3:ED:17:GLN:C	2.22	0.60
3:EF:64:VAL:HG11	3:FA:125:ILE:CD1	2.31	0.60
3:FA:119:PRO:HA	3:FA:122:ILE:HD12	1.82	0.60
3:FM:18:THR:C	3:FM:19:LEU:HD22	2.22	0.60
3:GN:32:VAL:HG22	3:GN:51:SER:OG	2.01	0.60
3:HN:37:GLN:OE1	3:HN:39:GLY:N	2.33	0.60
3:IE:120:LEU:HD22	3:IE:121:LEU:HD12	1.83	0.60
3:IG:106:ALA:HB3	3:JJ:13:LYS:CE	2.31	0.60
3:JE:30:ASN:OD1	3:JE:32:VAL:HG23	2.02	0.60
3:KJ:11:ILE:HD12	3:LE:110:THR:OG1	2.01	0.60
3:NC:24:ARG:NH2	3:NF:128:LEU:O	2.34	0.60
1:A:1131:U:C2	1:A:1151:G:C2	2.89	0.60
1:A:2505:U:H2'	1:A:2506:G:O4'	2.01	0.60
1:A:2543:U:O3'	1:A:2544:G:N2	2.35	0.60
1:A:2688:C:H42	1:A:2763:C:N4	1.98	0.60
3:BA:85:THR:HG21	3:ML:80:CYS:SG	2.40	0.60
3:BL:11:ILE:HD11	3:CG:111:GLU:N	2.16	0.60
3:CI:79:SER:O	3:CI:80:CYS:SG	2.59	0.60
3:CM:110:THR:CB	3:NA:11:ILE:HD12	2.31	0.60
3:DC:125:ILE:HD12	3:EN:94:PHE:HD2	1.67	0.60
3:DG:125:ILE:HG21	3:EJ:109:ARG:HD3	1.81	0.60
3:FE:52:VAL:HG12	3:FE:64:VAL:HG22	1.83	0.60
3:FI:11:ILE:HD11	3:KE:111:GLU:HG3	1.84	0.60
3:FI:110:THR:CB	3:KE:11:ILE:HD12	2.30	0.60
3:GF:127:GLN:N	3:GF:127:GLN:OE1	2.35	0.60
3:GG:11:ILE:HG22	3:GG:17:GLN:O	2.02	0.60
3:GH:109:ARG:CZ	3:KB:122:ILE:HG22	2.32	0.60
3:GK:127:GLN:O	3:JB:24:ARG:NH2	2.26	0.60
3:GM:56:SER:N	3:GM:59:ARG:HB2	2.17	0.60
3:HL:112:LEU:O	3:HL:116:LEU:HD23	2.01	0.60
3:KH:111:GLU:N	3:KL:11:ILE:HD11	2.16	0.60
3:NG:6:VAL:HG12	3:NG:8:LEU:CD2	2.32	0.60
1:A:1271:U:N3	1:A:1276:C:O2	2.34	0.60
1:A:2000:G:O4'	3:GI:59:ARG:NH2	2.35	0.60
1:A:2284:A:N1	1:A:2302:U:H2'	2.17	0.60

Continued on next page...

Continued from previous page...

Atom-1	Atom-2	Interatomic distance (Å)	Clash overlap (Å)
3:BC:13:LYS:N	3:BC:13:LYS:HD3	2.17	0.60
3:BL:109:ARG:HH12	3:CG:122:ILE:HD13	1.63	0.60
3:CL:8:LEU:HD22	3:HH:114:ALA:CB	2.32	0.60
3:DB:13:LYS:HZ2	3:DK:103:GLU:HA	1.66	0.60
3:DG:26:VAL:HG11	3:EJ:132:TYR:CE1	2.36	0.60
3:DG:115:LEU:HD22	3:EJ:8:LEU:HD11	1.83	0.60
3:EA:6:VAL:HG12	3:EA:8:LEU:CD2	2.31	0.60
3:EE:8:LEU:HD11	3:EE:11:ILE:CD1	2.30	0.60
3:EL:24:ARG:NH1	3:FM:129:ASN:OD1	2.34	0.60
3:FC:67:LYS:NZ	3:FC:91:ASP:OD2	2.32	0.60
3:FM:118:SER:O	3:FM:122:ILE:HG23	2.02	0.60
3:GG:44:LEU:O	3:GG:44:LEU:HD12	2.01	0.60
3:HB:11:ILE:HG22	3:HB:17:GLN:C	2.21	0.60
3:HE:11:ILE:HG22	3:HE:17:GLN:C	2.22	0.60
3:HI:119:PRO:HA	3:HI:122:ILE:HD12	1.82	0.60
3:HK:108:VAL:HA	3:HK:111:GLU:OE2	2.01	0.60
3:HM:11:ILE:HG22	3:HM:17:GLN:C	2.22	0.60
3:IC:41:VAL:O	3:IC:44:LEU:HG	2.02	0.60
3:IE:99:TYR:O	3:JL:86:ARG:NH2	2.34	0.60
3:JG:11:ILE:HG22	3:JG:17:GLN:O	2.01	0.60
3:KC:48:VAL:HG22	3:KC:68:ILE:CD1	2.31	0.60
3:KH:60:LYS:H	3:KH:61:ASN:HB3	1.65	0.60
3:KI:24:ARG:NH1	3:KL:127:GLN:O	2.35	0.60
3:KK:114:ALA:HB1	3:MH:8:LEU:HD12	1.82	0.60
3:LG:125:ILE:HG23	3:MG:109:ARG:NE	2.16	0.60
3:ME:128:LEU:HD11	3:NH:62:TYR:CG	2.37	0.60
3:NG:11:ILE:HG22	3:NG:17:GLN:O	2.01	0.60
2:M:292:ARG:NH2	2:M:296:ASP:OD2	2.29	0.60
3:BF:127:GLN:N	3:BF:127:GLN:OE1	2.35	0.60
3:CK:105:ARG:NE	3:NC:128:LEU:HD11	2.17	0.60
3:CN:27:ASN:ND2	3:CN:30:ASN:OD1	2.35	0.60
3:DC:125:ILE:HD11	3:EN:64:VAL:HG11	1.84	0.60
3:EG:32:VAL:HG22	3:EG:51:SER:HB2	1.83	0.60
3:GI:19:LEU:CD1	3:JC:111:GLU:OE1	2.49	0.60
3:GM:11:ILE:HG22	3:GM:17:GLN:C	2.22	0.60
3:HC:6:VAL:HG12	3:HC:8:LEU:CD2	2.32	0.60
3:IA:109:ARG:HD2	3:IA:110:THR:N	2.16	0.60
3:IE:8:LEU:HD22	3:JL:115:LEU:HD22	1.82	0.60
3:IN:24:ARG:NH1	3:JM:128:LEU:O	2.35	0.60
3:LE:6:VAL:HG12	3:LE:8:LEU:CD2	2.31	0.60
3:LG:79:SER:O	3:LG:80:CYS:HB3	2.02	0.60

Continued on next page...

Continued from previous page...

Atom-1	Atom-2	Interatomic distance (Å)	Clash overlap (Å)
3:MA:128:LEU:HD12	3:MA:128:LEU:N	2.16	0.60
3:MC:111:GLU:O	3:MC:115:LEU:HD23	2.02	0.60
3:MF:52:VAL:HG23	3:MF:52:VAL:O	2.01	0.60
3:NE:23:PRO:HA	3:NE:35:LEU:HD23	1.82	0.60
1:A:3665:A:H3'	3:LH:59:ARG:HH12	1.65	0.60
3:B:8:LEU:CD1	3:D:114:ALA:HB3	2.31	0.60
3:BC:128:LEU:HD11	3:ND:105:ARG:CD	2.32	0.60
3:BD:119:PRO:HA	3:BD:122:ILE:HG22	1.82	0.60
3:BD:122:ILE:HD12	3:JB:105:ARG:HH22	1.67	0.60
3:CN:105:ARG:O	3:CN:108:VAL:HG22	2.01	0.60
3:EA:132:TYR:CZ	3:LM:26:VAL:HG11	2.37	0.60
3:EB:11:ILE:HD12	3:MJ:110:THR:OG1	2.02	0.60
3:EC:52:VAL:HG12	3:EC:64:VAL:CG2	2.27	0.60
3:EE:96:PHE:CZ	3:EE:105:ARG:HG2	2.37	0.60
3:EF:8:LEU:HD11	3:FA:114:ALA:CB	2.29	0.60
3:EK:32:VAL:HG22	3:EK:51:SER:OG	2.02	0.60
3:EM:5:THR:OG1	3:EM:22:ASN:OD1	2.19	0.60
3:FE:132:TYR:CE2	3:KI:26:VAL:HG11	2.36	0.60
3:FI:109:ARG:HE	3:KE:125:ILE:HG23	1.67	0.60
3:FN:61:ASN:ND2	3:FN:96:PHE:O	2.34	0.60
3:GH:111:GLU:O	3:GH:115:LEU:HD23	2.00	0.60
3:GI:121:LEU:O	3:GI:125:ILE:HG22	2.02	0.60
3:HJ:52:VAL:O	3:HJ:52:VAL:HG13	2.02	0.60
3:IC:119:PRO:HA	3:IC:122:ILE:HG12	1.84	0.60
3:IJ:86:ARG:NH1	3:NE:99:TYR:O	2.34	0.60
3:JE:54:GLN:HB3	3:JE:55:PRO:HD2	1.84	0.60
3:JK:15:GLY:O	3:JK:16:LYS:HE2	2.01	0.60
3:JK:52:VAL:O	3:JK:52:VAL:HG23	2.02	0.60
3:LK:11:ILE:HG22	3:LK:17:GLN:C	2.21	0.60
3:NC:67:LYS:NZ	3:NC:91:ASP:OD2	2.34	0.60
3:NH:32:VAL:HG13	3:NH:51:SER:OG	2.02	0.60
1:A:2097:U:O4	1:A:2098:A:N6	2.35	0.60
3:CD:64:VAL:HG11	3:HA:125:ILE:HD11	1.83	0.60
3:CK:52:VAL:O	3:CK:52:VAL:HG23	2.02	0.60
3:CM:132:TYR:OH	3:MN:26:VAL:HG13	2.02	0.60
3:DA:103:GLU:HA	3:MM:13:LYS:NZ	2.17	0.60
3:DC:110:THR:CB	3:EN:11:ILE:HD12	2.32	0.60
3:DL:41:VAL:O	3:DL:44:LEU:HG	2.01	0.60
3:FG:11:ILE:HG22	3:FG:17:GLN:O	2.01	0.60
3:FI:103:GLU:HA	3:KE:13:LYS:HZ2	1.67	0.60
3:FJ:3:LEU:HD13	3:FJ:23:PRO:HB2	1.84	0.60

Continued on next page...

Continued from previous page...

Atom-1	Atom-2	Interatomic distance (Å)	Clash overlap (Å)
3:FN:8:LEU:HD22	3:HB:114:ALA:HB3	1.82	0.60
3:FN:123:ASP:OD2	3:HB:1:ALA:N	2.32	0.60
3:GD:126:ASP:HB2	3:GD:127:GLN:OE1	2.02	0.60
3:GF:127:GLN:O	3:KB:24:ARG:NH1	2.32	0.60
3:GJ:128:LEU:CD1	3:GN:105:ARG:HH12	2.12	0.60
3:GJ:128:LEU:O	3:HA:24:ARG:NH1	2.34	0.60
3:HK:11:ILE:HG22	3:HK:17:GLN:O	2.02	0.60
3:JB:6:VAL:HG12	3:JB:8:LEU:CD2	2.32	0.60
3:JG:125:ILE:CD1	3:LD:94:PHE:HD1	2.15	0.60
3:KK:125:ILE:CD1	3:MH:64:VAL:HG11	2.32	0.60
3:LA:86:ARG:NH2	3:MD:97:THR:OG1	2.34	0.60
3:MC:55:PRO:HG3	3:MC:62:TYR:CZ	2.36	0.60
1:A:190:C:O3'	3:NB:57:ARG:NH1	2.35	0.60
1:A:2444:U:O2'	1:A:2445:U:O5'	2.20	0.60
3:BF:115:LEU:HD12	3:IN:8:LEU:CD2	2.32	0.60
3:DB:68:ILE:HG23	3:DB:90:ALA:HB3	1.84	0.60
3:DB:90:ALA:HB1	3:DK:94:PHE:CE2	2.37	0.60
3:DC:44:LEU:HD22	3:DE:98:GLN:O	2.02	0.60
3:ED:41:VAL:O	3:ED:44:LEU:HG	2.01	0.60
3:GB:52:VAL:HG13	3:GB:64:VAL:HG22	1.84	0.60
3:GF:127:GLN:O	3:KB:24:ARG:NH2	2.33	0.60
3:IG:55:PRO:HD3	3:IG:62:TYR:CD1	2.37	0.60
3:JE:79:SER:HA	3:JH:75:THR:O	2.01	0.60
3:JK:110:THR:OG1	3:KN:11:ILE:HD12	2.02	0.60
3:KE:59:ARG:HA	3:KE:59:ARG:NE	2.16	0.60
3:KG:27:ASN:OD1	3:KG:29:THR:N	2.33	0.60
3:KG:49:THR:HB	3:KG:67:LYS:HG2	1.83	0.60
3:KG:52:VAL:HG13	3:KG:62:TYR:OH	2.01	0.60
3:NJ:11:ILE:HG22	3:NJ:17:GLN:C	2.22	0.60
1:A:1410:A:OP1	3:EK:59:ARG:NE	2.35	0.59
1:A:1680:C:HO2'	1:A:1681:U:P	2.22	0.59
1:A:1780:A:H61	3:BF:55:PRO:HD2	1.67	0.59
1:A:2489:U:C2'	1:A:2585:G:H22	2.14	0.59
2:M:152:GLU:O	2:M:156:THR:HG23	2.02	0.59
3:BA:131:ALA:O	3:BA:132:TYR:CD1	2.55	0.59
3:BC:114:ALA:HB3	3:ND:8:LEU:HD12	1.84	0.59
3:BI:11:ILE:HG22	3:BI:17:GLN:O	2.02	0.59
3:CA:66:VAL:HG21	3:DH:121:LEU:HD11	1.84	0.59
3:CD:111:GLU:O	3:CD:115:LEU:HD23	2.02	0.59
3:CK:5:THR:HG22	3:CK:22:ASN:OD1	2.01	0.59
3:CK:125:ILE:HD11	3:NC:96:PHE:CE2	2.37	0.59

Continued on next page...

Continued from previous page...

Atom-1	Atom-2	Interatomic distance (Å)	Clash overlap (Å)
3:DB:111:GLU:N	3:DK:11:ILE:HD11	2.17	0.59
3:DC:125:ILE:CD1	3:EN:64:VAL:HG11	2.31	0.59
3:EA:114:ALA:CB	3:LM:8:LEU:HD12	2.30	0.59
3:EB:111:GLU:N	3:MJ:11:ILE:HD11	2.16	0.59
3:ED:110:THR:OG1	3:EH:11:ILE:HB	2.02	0.59
3:EI:121:LEU:O	3:GA:109:ARG:NH1	2.32	0.59
3:EL:52:VAL:O	3:EL:52:VAL:HG13	2.02	0.59
3:FL:110:THR:OG1	3:HD:11:ILE:HD12	2.01	0.59
3:FN:102:ASP:OD1	3:FN:103:GLU:N	2.35	0.59
3:GD:8:LEU:HD12	3:KF:114:ALA:CB	2.31	0.59
3:GK:121:LEU:O	3:GK:125:ILE:HG22	2.02	0.59
3:GM:67:LYS:HG2	3:GM:91:ASP:OD2	2.02	0.59
3:HJ:34:SER:C	3:HJ:35:LEU:HD12	2.22	0.59
3:IF:86:ARG:NH2	3:NI:99:TYR:O	2.33	0.59
3:JE:13:LYS:N	3:JE:13:LYS:HD2	2.17	0.59
3:LA:30:ASN:OD1	3:LA:32:VAL:HG12	2.02	0.59
3:LB:11:ILE:HG22	3:LB:17:GLN:C	2.22	0.59
3:LG:125:ILE:CD1	3:MG:94:PHE:HD1	2.15	0.59
3:LG:126:ASP:H	3:MG:109:ARG:HH21	1.49	0.59
3:LN:102:ASP:O	3:MI:13:LYS:NZ	2.33	0.59
3:MG:48:VAL:HG22	3:MG:68:ILE:HD12	1.83	0.59
3:MM:6:VAL:HG12	3:MM:8:LEU:CD2	2.31	0.59
1:A:491:A:OP1	3:HK:59:ARG:NH2	2.33	0.59
1:A:3455:C:H2'	1:A:3456:C:C6	2.37	0.59
1:A:4085:C:C2	1:A:4086:C:C5	2.90	0.59
3:D:36:SER:OG	3:D:46:LYS:O	2.18	0.59
3:EC:11:ILE:HG22	3:EC:17:GLN:C	2.23	0.59
3:EH:98:GLN:HG3	3:EH:99:TYR:HD1	1.67	0.59
3:GG:41:VAL:O	3:GG:44:LEU:HG	2.02	0.59
3:GL:11:ILE:HG22	3:GL:17:GLN:C	2.22	0.59
3:HC:48:VAL:HG13	3:HC:68:ILE:CD1	2.32	0.59
3:IC:132:TYR:O	3:JN:2:LYS:NZ	2.34	0.59
3:IG:48:VAL:HG13	3:IG:68:ILE:HD13	1.84	0.59
3:JB:105:ARG:O	3:JB:108:VAL:HG12	2.02	0.59
3:JD:60:LYS:N	3:JD:61:ASN:HB3	2.17	0.59
3:JD:86:ARG:HH12	3:JH:101:THR:HG23	1.67	0.59
3:LL:110:THR:OG1	3:MB:11:ILE:HD12	2.02	0.59
3:MC:129:ASN:OD1	3:NH:24:ARG:HA	2.01	0.59
3:MD:18:THR:O	3:MD:19:LEU:HD22	2.01	0.59
1:A:649:C:O2	1:A:651:G:N2	2.35	0.59
1:A:3170:U:O2'	1:A:3212:U:OP1	2.21	0.59

Continued on next page...

Continued from previous page...

Atom-1	Atom-2	Interatomic distance (Å)	Clash overlap (Å)
2:M:39:THR:HG22	2:M:52:ARG:HG2	1.83	0.59
3:BI:64:VAL:HG11	3:HM:125:ILE:CD1	2.32	0.59
3:CC:131:ALA:HA	3:DF:1:ALA:HB1	1.83	0.59
3:CE:48:VAL:HG13	3:CE:68:ILE:HD13	1.84	0.59
3:CE:60:LYS:H	3:CE:61:ASN:HB3	1.67	0.59
3:CJ:112:LEU:O	3:CJ:116:LEU:HD23	2.02	0.59
3:CM:11:ILE:HD11	3:NA:111:GLU:N	2.17	0.59
3:CN:48:VAL:HG11	3:DD:115:LEU:HD11	1.85	0.59
3:DA:48:VAL:HG22	3:DA:68:ILE:HD12	1.83	0.59
3:DB:3:LEU:HD21	3:DK:131:ALA:HB1	1.82	0.59
3:DE:45:GLU:O	3:DE:47:ARG:NE	2.35	0.59
3:EE:97:THR:O	3:EE:100:SER:OG	2.16	0.59
3:FE:11:ILE:HD11	3:KI:111:GLU:N	2.18	0.59
3:FF:92:VAL:HG21	3:LF:112:LEU:HD11	1.85	0.59
3:FH:6:VAL:HG12	3:FH:8:LEU:CD2	2.32	0.59
3:FJ:55:PRO:HG3	3:FJ:62:TYR:HE1	1.67	0.59
3:FJ:103:GLU:HA	3:HF:13:LYS:CE	2.32	0.59
3:GK:62:TYR:CD2	3:JA:128:LEU:HD21	2.36	0.59
3:GK:116:LEU:CA	3:JA:109:ARG:HH12	2.15	0.59
3:GN:125:ILE:HG23	3:GN:126:ASP:N	2.18	0.59
3:HB:87:GLN:N	3:HB:87:GLN:OE1	2.35	0.59
3:HM:3:LEU:CD1	3:HM:35:LEU:HD11	2.31	0.59
3:IB:114:ALA:CB	3:IK:8:LEU:HD13	2.32	0.59
3:IB:116:LEU:HD11	3:IK:112:LEU:HD22	1.84	0.59
3:IC:23:PRO:HA	3:IC:35:LEU:HD13	1.84	0.59
3:LE:128:LEU:HD12	3:LE:128:LEU:N	2.18	0.59
3:LG:30:ASN:OD1	3:LG:32:VAL:HG12	2.02	0.59
3:LH:19:LEU:HD11	3:LH:21:LEU:HD21	1.82	0.59
3:LN:121:LEU:HB2	3:MI:109:ARG:HH22	1.67	0.59
3:MJ:18:THR:C	3:MJ:19:LEU:HD22	2.23	0.59
3:NG:118:SER:O	3:NG:122:ILE:HG12	2.01	0.59
1:A:97:G:O2'	3:MJ:57:ARG:NE	2.34	0.59
1:A:1094:U:O2	1:A:1189:G:N2	2.35	0.59
1:A:1884:C:H2'	1:A:1885:C:O4'	2.03	0.59
1:A:2225:U:N3	1:A:2226:G:N7	2.51	0.59
1:A:2407:C:OP1	2:M:172:ARG:NE	2.36	0.59
3:BA:41:VAL:O	3:BA:44:LEU:HD23	2.03	0.59
3:BD:122:ILE:HD12	3:JB:105:ARG:NH2	2.17	0.59
3:BM:8:LEU:HD22	3:DJ:114:ALA:CB	2.33	0.59
3:CF:79:SER:O	3:CF:80:CYS:HB2	2.02	0.59
3:DB:131:ALA:HB1	3:DK:3:LEU:HD21	1.84	0.59

Continued on next page...

Continued from previous page...

Atom-1	Atom-2	Interatomic distance (Å)	Clash overlap (Å)
3:FB:112:LEU:HD11	3:LJ:92:VAL:HG21	1.84	0.59
3:FD:97:THR:OG1	3:FD:100:SER:N	2.35	0.59
3:FJ:41:VAL:O	3:FJ:44:LEU:HG	2.01	0.59
3:GG:128:LEU:HD12	3:GG:128:LEU:N	2.17	0.59
3:GH:24:ARG:HB3	3:GH:34:SER:O	2.02	0.59
3:GH:86:ARG:CZ	3:KB:99:TYR:O	2.50	0.59
3:HC:48:VAL:HG13	3:HC:68:ILE:HD13	1.85	0.59
3:HJ:101:THR:OG1	3:HJ:103:GLU:OE1	2.07	0.59
3:IG:62:TYR:HD2	3:JJ:128:LEU:CD2	2.14	0.59
3:IH:132:TYR:HD1	3:NG:26:VAL:HG21	1.67	0.59
3:II:26:VAL:HG23	3:II:32:VAL:C	2.23	0.59
3:IN:41:VAL:HG13	3:IN:41:VAL:O	2.02	0.59
3:JF:110:THR:OG1	3:KA:11:ILE:HD12	2.01	0.59
3:JH:80:CYS:HB3	3:LD:74:CYS:HA	1.83	0.59
3:JJ:41:VAL:O	3:JJ:44:LEU:HG	2.03	0.59
3:JM:41:VAL:O	3:JM:44:LEU:HG	2.03	0.59
3:LG:126:ASP:N	3:MG:109:ARG:HH21	2.01	0.59
3:LK:6:VAL:HG12	3:LK:8:LEU:HD23	1.85	0.59
3:MI:52:VAL:O	3:MI:52:VAL:HG13	2.02	0.59
3:NE:119:PRO:HA	3:NE:122:ILE:HG22	1.84	0.59
1:A:249:G:O6	3:ND:57:ARG:NH2	2.33	0.59
1:A:1301:U:OP2	1:A:1570:C:N4	2.36	0.59
1:A:1490:U:H2'	1:A:1491:A:O4'	2.02	0.59
1:A:1536:G:H22	3:EJ:57:ARG:HH22	1.51	0.59
1:A:1833:A:P	3:JA:60:LYS:HZ1	2.24	0.59
1:A:2080:C:O2'	1:A:2081:U:OP1	2.16	0.59
3:BB:86:ARG:NH1	3:MA:101:THR:HG23	2.18	0.59
3:BE:102:ASP:OD1	3:BE:103:GLU:N	2.35	0.59
3:BH:103:GLU:OE1	3:IL:13:LYS:HE2	2.01	0.59
3:BM:105:ARG:NE	3:DJ:128:LEU:HD11	2.17	0.59
3:CA:122:ILE:HD13	3:DH:109:ARG:NH1	2.18	0.59
3:CB:11:ILE:HG22	3:CB:17:GLN:C	2.22	0.59
3:DG:13:LYS:NZ	3:EJ:103:GLU:HA	2.15	0.59
3:DG:58:ASN:O	3:DG:59:ARG:NH2	2.35	0.59
3:DG:99:TYR:N	3:EJ:86:ARG:HH22	2.01	0.59
3:EI:106:ALA:O	3:EI:109:ARG:HG2	2.02	0.59
3:EK:102:ASP:OD1	3:EK:103:GLU:N	2.35	0.59
3:FF:52:VAL:HG22	3:FF:64:VAL:HG13	1.85	0.59
3:FF:86:ARG:HH22	3:LF:99:TYR:HB2	1.67	0.59
3:FJ:103:GLU:HA	3:HF:13:LYS:HZ3	1.66	0.59
3:GG:27:ASN:OD1	3:GG:29:THR:N	2.35	0.59

Continued on next page...

Continued from previous page...

Atom-1	Atom-2	Interatomic distance (Å)	Clash overlap (Å)
3:GG:132:TYR:CZ	3:JE:26:VAL:HG11	2.36	0.59
3:HG:27:ASN:OD1	3:HG:29:THR:N	2.28	0.59
3:HJ:101:THR:HG23	3:HJ:104:GLU:OE1	2.02	0.59
3:IE:125:ILE:CD1	3:JL:64:VAL:HG11	2.33	0.59
3:IH:115:LEU:CD1	3:IH:121:LEU:HD23	2.31	0.59
3:JA:60:LYS:HB2	3:JA:61:ASN:HB2	1.84	0.59
3:JD:52:VAL:HG23	3:JD:52:VAL:O	2.01	0.59
3:JG:129:ASN:OD1	3:LE:24:ARG:NH2	2.34	0.59
3:JH:52:VAL:O	3:JH:52:VAL:HG23	2.02	0.59
3:LN:112:LEU:O	3:LN:116:LEU:HD23	2.02	0.59
3:NB:11:ILE:HD12	3:NF:110:THR:CB	2.33	0.59
3:BC:11:ILE:HG22	3:BC:17:GLN:C	2.23	0.59
3:BD:26:VAL:HG23	3:BD:32:VAL:C	2.22	0.59
3:BH:52:VAL:O	3:BH:52:VAL:HG13	2.02	0.59
3:BH:110:THR:CB	3:IL:11:ILE:HD12	2.33	0.59
3:BI:4:GLU:O	3:BI:6:VAL:HG23	2.02	0.59
3:DC:48:VAL:HG11	3:EN:115:LEU:CD1	2.33	0.59
3:DE:116:LEU:HD11	3:EL:109:ARG:HG3	1.84	0.59
3:DJ:21:LEU:HD11	3:DJ:48:VAL:HG21	1.84	0.59
3:EA:82:PRO:O	3:EC:99:TYR:OH	2.05	0.59
3:EB:61:ASN:ND2	3:EB:96:PHE:O	2.35	0.59
3:FH:109:ARG:CZ	3:FK:116:LEU:O	2.51	0.59
3:FL:79:SER:OG	3:FL:81:ASP:OD1	2.21	0.59
3:FL:132:TYR:OH	3:HC:26:VAL:HG13	2.03	0.59
3:GA:106:ALA:HA	3:GA:109:ARG:HD3	1.85	0.59
3:GE:111:GLU:O	3:GE:115:LEU:HD23	2.02	0.59
3:GG:8:LEU:HD22	3:JE:114:ALA:CB	2.33	0.59
3:GL:24:ARG:NE	3:GL:36:SER:OG	2.36	0.59
3:HH:3:LEU:HD23	3:HH:3:LEU:H	1.65	0.59
3:HM:85:THR:HG22	3:HM:85:THR:O	2.01	0.59
3:KC:127:GLN:O	3:LD:24:ARG:NH2	2.32	0.59
1:A:1104:U:N3	3:NH:58:ASN:OD1	2.36	0.59
1:A:2800:G:N2	1:A:2825:U:O2	2.35	0.59
1:A:3346:A:H2'	1:A:3347:G:C8	2.38	0.59
3:BH:109:ARG:CZ	3:IL:122:ILE:HG22	2.32	0.59
3:CA:27:ASN:OD1	3:CA:30:ASN:N	2.31	0.59
3:CD:34:SER:C	3:CD:35:LEU:HD12	2.23	0.59
3:CH:102:ASP:OD1	3:CH:103:GLU:N	2.36	0.59
3:CJ:2:LYS:NZ	3:HL:132:TYR:OXT	2.33	0.59
3:CJ:115:LEU:HD12	3:HJ:8:LEU:CD2	2.33	0.59
3:DA:54:GLN:HB3	3:DA:55:PRO:CD	2.33	0.59

Continued on next page...

Continued from previous page...

Atom-1	Atom-2	Interatomic distance (Å)	Clash overlap (Å)
3:DB:13:LYS:NZ	3:DK:103:GLU:HA	2.17	0.59
3:ED:8:LEU:CD1	3:EH:115:LEU:HD22	2.32	0.59
3:EF:11:ILE:HD11	3:FA:111:GLU:N	2.17	0.59
3:EF:105:ARG:CD	3:FA:128:LEU:HD11	2.32	0.59
3:EG:60:LYS:HB3	3:EG:61:ASN:HB3	1.83	0.59
3:EI:109:ARG:NH2	3:GA:122:ILE:O	2.29	0.59
3:EI:115:LEU:HD23	3:EI:121:LEU:HD11	1.84	0.59
3:FE:121:LEU:O	3:FE:125:ILE:HG22	2.03	0.59
3:IA:119:PRO:HA	3:IA:122:ILE:HD12	1.84	0.59
3:IB:86:ARG:HH12	3:IK:99:TYR:C	2.06	0.59
3:JG:11:ILE:HG22	3:JG:17:GLN:C	2.22	0.59
3:JG:52:VAL:HG12	3:JG:64:VAL:HG13	1.85	0.59
3:JG:77:ASN:ND2	3:LE:77:ASN:OD1	2.35	0.59
3:JJ:60:LYS:H	3:JJ:61:ASN:HB3	1.68	0.59
3:JJ:106:ALA:O	3:JJ:109:ARG:HG2	2.03	0.59
3:JM:3:LEU:HD23	3:JM:3:LEU:H	1.67	0.59
3:KB:125:ILE:O	3:KB:128:LEU:HD12	2.03	0.59
3:KH:41:VAL:O	3:KH:44:LEU:HG	2.02	0.59
3:KH:130:PRO:HB2	3:KH:132:TYR:CE2	2.38	0.59
3:KI:128:LEU:HD12	3:KI:128:LEU:N	2.18	0.59
3:KJ:64:VAL:HG11	3:LE:125:ILE:CG2	2.32	0.59
3:KK:44:LEU:HD13	3:KM:98:GLN:OE1	2.03	0.59
3:LH:117:ALA:O	3:LH:122:ILE:HD11	2.03	0.59
3:LI:11:ILE:HG22	3:LI:17:GLN:C	2.23	0.59
3:MG:17:GLN:OE1	3:MG:17:GLN:N	2.29	0.59
3:MH:99:TYR:OH	3:MI:83:SER:HA	2.03	0.59
3:ND:18:THR:C	3:ND:19:LEU:HD22	2.22	0.59
1:A:2069:U:O4	1:A:2070:A:N6	2.35	0.59
1:A:3030:G:O6	1:A:3052:U:C2	2.54	0.59
3:BB:125:ILE:HG22	3:MA:64:VAL:HG11	1.85	0.59
3:BC:52:VAL:O	3:BC:52:VAL:HG13	2.03	0.59
3:BC:132:TYR:CA	3:ND:3:LEU:HD23	2.33	0.59
3:CC:104:GLU:OE2	3:DF:72:THR:OG1	2.06	0.59
3:CD:52:VAL:O	3:CD:52:VAL:HG13	2.01	0.59
3:CF:128:LEU:HD23	3:GM:62:TYR:CD1	2.37	0.59
3:CJ:132:TYR:CA	3:HJ:3:LEU:HD23	2.33	0.59
3:DD:120:LEU:HD23	3:DD:121:LEU:N	2.17	0.59
3:EC:109:ARG:NH1	3:LK:116:LEU:O	2.34	0.59
3:EI:101:THR:N	3:EI:104:GLU:OE2	2.36	0.59
3:EK:110:THR:CB	3:FM:11:ILE:HD12	2.33	0.59
3:FH:128:LEU:HD23	3:FK:105:ARG:CZ	2.32	0.59

Continued on next page...

Continued from previous page...

Atom-1	Atom-2	Interatomic distance (Å)	Clash overlap (Å)
3:FJ:106:ALA:HB3	3:HF:13:LYS:NZ	2.17	0.59
3:FN:127:GLN:O	3:HC:24:ARG:NH1	2.32	0.59
3:GB:60:LYS:H	3:GB:61:ASN:HB3	1.67	0.59
3:GE:109:ARG:CZ	3:HE:122:ILE:HA	2.33	0.59
3:GF:69:GLN:HE22	3:GF:89:TYR:HE1	1.49	0.59
3:HN:130:PRO:HG3	3:ID:52:VAL:HG21	1.85	0.59
3:IA:52:VAL:O	3:IA:52:VAL:HG13	2.01	0.59
3:JD:105:ARG:NH2	3:JH:126:ASP:O	2.35	0.59
3:KJ:11:ILE:HG22	3:KJ:17:GLN:C	2.23	0.59
3:LA:119:PRO:HA	3:LA:122:ILE:HD12	1.85	0.59
3:LE:27:ASN:OD1	3:LE:29:THR:N	2.34	0.59
3:LG:49:THR:OG1	3:LG:67:LYS:HB2	2.03	0.59
3:LK:111:GLU:O	3:LK:115:LEU:HD23	2.02	0.59
3:ME:6:VAL:HG12	3:ME:8:LEU:CD2	2.32	0.59
3:NA:111:GLU:O	3:NA:115:LEU:HD23	2.02	0.59
3:NB:5:THR:HG22	3:NB:22:ASN:OD1	2.02	0.59
3:ND:27:ASN:OD1	3:ND:30:ASN:N	2.35	0.59
3:NG:11:ILE:HG22	3:NG:17:GLN:C	2.23	0.59
3:NJ:46:LYS:CE	3:NJ:70:ASN:HD22	2.16	0.59
1:A:983:C:C4	1:A:1026:U:O4	2.56	0.59
1:A:2046:G:O6	3:GG:58:ASN:N	2.32	0.59
1:A:2331:U:O4	1:A:2332:A:N6	2.35	0.59
1:A:2493:U:O4	1:A:2494:C:N4	2.35	0.59
1:A:2848:A:H2'	1:A:2849:C:O4'	2.03	0.59
1:A:3807:G:C5	3:KH:60:LYS:NZ	2.70	0.59
1:A:4108:U:C2	1:A:4113:G:C2	2.90	0.59
3:BC:20:VAL:N	3:BC:37:GLN:OE1	2.36	0.59
3:BG:109:ARG:HE	3:BG:110:THR:HG23	1.68	0.59
3:BH:8:LEU:HD12	3:IL:114:ALA:CB	2.31	0.59
3:BN:102:ASP:OD1	3:BN:103:GLU:N	2.34	0.59
3:CG:42:PRO:HA	3:CG:45:GLU:OE1	2.03	0.59
3:DA:11:ILE:HD12	3:MM:110:THR:CB	2.32	0.59
3:DK:11:ILE:HG22	3:DK:17:GLN:C	2.23	0.59
3:DL:8:LEU:HD22	3:MN:114:ALA:HB3	1.84	0.59
3:EB:114:ALA:HB1	3:MJ:8:LEU:HD22	1.84	0.59
3:EK:86:ARG:HH12	3:FM:101:THR:HG23	1.67	0.59
3:FI:105:ARG:HA	3:FI:108:VAL:HG22	1.84	0.59
3:FJ:20:VAL:CG2	3:FJ:38:ALA:HB2	2.32	0.59
3:HB:55:PRO:HD3	3:HB:62:TYR:CD1	2.37	0.59
3:HI:86:ARG:NH2	3:II:99:TYR:O	2.35	0.59
3:HL:48:VAL:HG13	3:HL:68:ILE:HD13	1.85	0.59

Continued on next page...

Continued from previous page...

Atom-1	Atom-2	Interatomic distance (Å)	Clash overlap (Å)
3:HL:52:VAL:O	3:HL:52:VAL:HG13	2.03	0.59
3:HL:61:ASN:ND2	3:HL:96:PHE:O	2.35	0.59
3:IC:44:LEU:HD22	3:IE:98:GLN:O	2.01	0.59
3:IE:128:LEU:HD11	3:JL:105:ARG:NE	2.17	0.59
3:IL:4:GLU:OE1	3:IL:5:THR:N	2.35	0.59
3:IL:114:ALA:O	3:IL:118:SER:OG	2.16	0.59
3:JD:3:LEU:HD13	3:JH:132:TYR:HA	1.84	0.59
3:JG:132:TYR:O	3:LD:2:LYS:NZ	2.35	0.59
3:KB:56:SER:N	3:KB:59:ARG:HB2	2.18	0.59
3:KD:24:ARG:NH1	3:LC:128:LEU:O	2.36	0.59
3:KN:41:VAL:O	3:KN:44:LEU:HG	2.02	0.59
3:LI:23:PRO:HA	3:LI:35:LEU:HD23	1.84	0.59
3:MI:59:ARG:HG3	3:MI:61:ASN:ND2	2.18	0.59
3:ND:3:LEU:HD12	3:ND:35:LEU:HD11	1.83	0.59
1:A:2708:C:H4'	3:DD:67:LYS:HE3	1.85	0.59
1:A:3809:G:H3'	3:KH:56:SER:HB3	1.84	0.59
3:BN:27:ASN:OD1	3:BN:29:THR:N	2.36	0.59
3:CE:41:VAL:HG13	3:CE:44:LEU:HD11	1.85	0.59
3:CI:105:ARG:NE	3:DI:126:ASP:O	2.31	0.59
3:DE:23:PRO:HA	3:DE:35:LEU:HD23	1.85	0.59
3:DL:132:TYR:OH	3:MN:26:VAL:HG21	2.02	0.59
3:EA:8:LEU:HD12	3:LM:114:ALA:HB3	1.84	0.59
3:FE:52:VAL:O	3:FE:52:VAL:HG23	2.03	0.59
3:FE:85:THR:HG23	3:FE:86:ARG:HD3	1.85	0.59
3:FH:86:ARG:NH1	3:FK:104:GLU:OE2	2.34	0.59
3:FJ:109:ARG:HE	3:HF:125:ILE:CD1	2.16	0.59
3:GB:19:LEU:HD21	3:GB:21:LEU:HD21	1.85	0.59
3:GE:48:VAL:HG22	3:GE:68:ILE:HD12	1.85	0.59
3:GF:102:ASP:OD1	3:GF:103:GLU:N	2.36	0.59
3:GJ:102:ASP:OD1	3:GJ:103:GLU:N	2.36	0.59
3:GJ:125:ILE:HD13	3:GN:94:PHE:HE2	1.68	0.59
3:GL:8:LEU:HD11	3:HG:115:LEU:HD22	1.85	0.59
3:HI:8:LEU:HD13	3:II:114:ALA:HB3	1.85	0.59
3:HN:56:SER:OG	3:HN:57:ARG:N	2.35	0.59
3:IE:7:THR:C	3:IE:8:LEU:HD12	2.23	0.59
3:IG:79:SER:O	3:IG:80:CYS:HB2	2.03	0.59
3:IJ:37:GLN:HB3	3:IJ:45:GLU:OE1	2.03	0.59
3:JH:87:GLN:N	3:JH:87:GLN:OE1	2.35	0.59
3:KJ:111:GLU:O	3:KJ:115:LEU:HD23	2.02	0.59
3:LJ:119:PRO:HA	3:LJ:122:ILE:HD12	1.84	0.59
1:A:3104:G:H4'	3:LG:59:ARG:NE	2.17	0.58

Continued on next page...

Continued from previous page...

Atom-1	Atom-2	Interatomic distance (Å)	Clash overlap (Å)
1:A:3590:U:O4	1:A:3661:G:O6	2.21	0.58
3:BD:119:PRO:HA	3:BD:122:ILE:CG2	2.33	0.58
3:BE:18:THR:C	3:BE:19:LEU:HD22	2.23	0.58
3:CF:8:LEU:HD11	3:GM:115:LEU:HD21	1.85	0.58
3:CK:112:LEU:O	3:CK:116:LEU:HD23	2.03	0.58
3:CM:24:ARG:NH2	3:HH:130:PRO:HD3	2.17	0.58
3:CM:42:PRO:HD2	3:CM:43:ALA:H	1.68	0.58
3:DF:100:SER:OG	3:DF:105:ARG:NH1	2.36	0.58
3:DL:56:SER:O	3:DL:59:ARG:O	2.20	0.58
3:EI:55:PRO:HB3	3:EI:60:LYS:HG3	1.84	0.58
3:FC:62:TYR:CE1	3:FC:64:VAL:HG23	2.38	0.58
3:GI:68:ILE:HD11	3:JC:115:LEU:HD12	1.85	0.58
3:GK:26:VAL:HG11	3:JA:132:TYR:OH	2.02	0.58
3:HB:11:ILE:HG22	3:HB:17:GLN:O	2.03	0.58
3:IF:111:GLU:CD	3:NI:68:ILE:HD11	2.23	0.58
3:JA:6:VAL:HG12	3:JA:8:LEU:HD21	1.85	0.58
3:JI:131:ALA:HB1	3:LB:3:LEU:HD21	1.85	0.58
3:KC:114:ALA:CB	3:LC:8:LEU:HD12	2.33	0.58
3:KM:122:ILE:HG12	3:MF:109:ARG:HH12	1.68	0.58
3:LN:20:VAL:O	3:LN:20:VAL:HG13	2.03	0.58
3:MH:119:PRO:HA	3:MH:122:ILE:HD12	1.85	0.58
3:NA:52:VAL:O	3:NA:52:VAL:HG13	2.02	0.58
3:NE:60:LYS:HB2	3:NE:61:ASN:HB2	1.85	0.58
1:A:3308:G:N7	1:A:3309:A:N6	2.51	0.58
1:A:3425:A:H3'	1:A:3426:G:H5''	1.85	0.58
1:A:3809:G:H2'	3:KH:57:ARG:HB2	1.83	0.58
3:BJ:25:GLY:N	3:CG:129:ASN:OD1	2.37	0.58
3:BJ:52:VAL:O	3:BJ:52:VAL:HG23	2.03	0.58
3:BK:79:SER:O	3:BK:80:CYS:HB2	2.03	0.58
3:BL:109:ARG:CZ	3:CG:122:ILE:HD13	2.33	0.58
3:CM:19:LEU:CD1	3:NA:111:GLU:OE2	2.51	0.58
3:DA:11:ILE:HD12	3:MM:110:THR:OG1	2.02	0.58
3:DB:52:VAL:HG12	3:DB:64:VAL:HG13	1.85	0.58
3:DF:52:VAL:O	3:DF:52:VAL:HG13	2.03	0.58
3:DI:41:VAL:O	3:DI:44:LEU:HG	2.03	0.58
3:ED:99:TYR:OH	3:EE:84:VAL:N	2.35	0.58
3:EJ:11:ILE:HG22	3:EJ:17:GLN:C	2.23	0.58
3:FH:103:GLU:HA	3:FK:13:LYS:HE3	1.84	0.58
3:GG:99:TYR:OH	3:GH:84:VAL:N	2.33	0.58
3:GG:103:GLU:HA	3:JE:13:LYS:HE2	1.84	0.58
3:HL:48:VAL:HG22	3:HL:68:ILE:HD12	1.85	0.58

Continued on next page...

Continued from previous page...

Atom-1	Atom-2	Interatomic distance (Å)	Clash overlap (Å)
3:HN:132:TYR:OH	3:ID:26:VAL:HG21	2.03	0.58
3:IA:102:ASP:OD1	3:IA:103:GLU:N	2.35	0.58
3:IE:112:LEU:HD13	3:JL:68:ILE:HD12	1.83	0.58
3:IH:8:LEU:HD11	3:NG:115:LEU:CD2	2.33	0.58
3:IJ:122:ILE:HA	3:NE:109:ARG:NH1	2.17	0.58
3:IM:74:CYS:SG	3:IM:85:THR:HG21	2.43	0.58
3:KM:125:ILE:HD11	3:MF:64:VAL:HG11	1.84	0.58
3:LH:119:PRO:HA	3:LH:122:ILE:HB	1.84	0.58
3:MH:43:ALA:C	3:MH:44:LEU:HD22	2.23	0.58
1:A:1063:C:H41	1:A:1216:C:P	2.25	0.58
1:A:1547:G:N2	1:A:1549:U:OP1	2.36	0.58
1:A:2771:A:N6	3:DE:57:ARG:HD2	2.18	0.58
1:A:3543:G:H2'	1:A:3545:C:C5	2.38	0.58
3:BH:67:LYS:NZ	3:BH:91:ASP:OD2	2.36	0.58
3:BK:34:SER:O	3:BK:35:LEU:HD12	2.03	0.58
3:CB:13:LYS:NZ	3:HC:103:GLU:HA	2.18	0.58
3:CC:92:VAL:HG22	3:DF:92:VAL:HG22	1.84	0.58
3:CI:26:VAL:HG21	3:DI:132:TYR:HE1	1.68	0.58
3:CJ:52:VAL:O	3:CJ:52:VAL:HG13	2.03	0.58
3:CL:13:LYS:NZ	3:HH:103:GLU:HA	2.19	0.58
3:DK:39:GLY:HA3	3:DK:45:GLU:OE2	2.02	0.58
3:ED:60:LYS:N	3:ED:61:ASN:HB3	2.19	0.58
3:ED:109:ARG:HE	3:ED:110:THR:HG23	1.66	0.58
3:EJ:55:PRO:HD3	3:EJ:62:TYR:HE1	1.68	0.58
3:GH:79:SER:O	3:JE:74:CYS:SG	2.62	0.58
3:HK:18:THR:O	3:HK:19:LEU:HD22	2.03	0.58
3:IB:11:ILE:HD11	3:IK:111:GLU:N	2.19	0.58
3:IC:11:ILE:HG22	3:IC:17:GLN:C	2.24	0.58
3:IG:114:ALA:CB	3:JJ:8:LEU:HD12	2.34	0.58
3:IL:11:ILE:HG22	3:IL:17:GLN:O	2.04	0.58
3:IM:98:GLN:HG3	3:IN:43:ALA:HB2	1.83	0.58
3:IM:129:ASN:OD1	3:JN:24:ARG:NH2	2.37	0.58
3:JI:128:LEU:HD22	3:LB:62:TYR:CD2	2.38	0.58
3:JM:101:THR:O	3:JM:104:GLU:HG2	2.04	0.58
3:KK:59:ARG:HG3	3:KK:63:LYS:HG2	1.84	0.58
3:LG:86:ARG:CZ	3:MG:100:SER:HA	2.32	0.58
3:NH:7:THR:O	3:NH:7:THR:HG23	2.03	0.58
3:NI:43:ALA:C	3:NI:44:LEU:HD22	2.24	0.58
1:A:110:U:C2	1:A:115:G:O6	2.56	0.58
1:A:3049:A:N6	1:A:3050:A:H62	2.00	0.58
1:A:3798:A:N6	1:A:3801:A:OP2	2.33	0.58

Continued on next page...

Continued from previous page...

Atom-1	Atom-2	Interatomic distance (Å)	Clash overlap (Å)
1:A:4110:C:C3'	3:D:47:ARG:HH12	2.15	0.58
2:M:143:ASN:OD1	2:M:144:ALA:N	2.37	0.58
3:BM:41:VAL:O	3:BM:44:LEU:HG	2.03	0.58
3:BM:128:LEU:HD11	3:DJ:105:ARG:NE	2.17	0.58
3:CF:18:THR:C	3:CF:19:LEU:HD22	2.22	0.58
3:CH:41:VAL:O	3:CH:44:LEU:HG	2.02	0.58
3:CJ:131:ALA:HA	3:HJ:1:ALA:HB3	1.86	0.58
3:DA:48:VAL:HG22	3:DA:68:ILE:CD1	2.33	0.58
3:FE:97:THR:HG23	3:KI:86:ARG:HH22	1.66	0.58
3:FF:70:ASN:CG	3:FF:88:ALA:HB3	2.23	0.58
3:GG:59:ARG:HG2	3:GG:60:LYS:H	1.66	0.58
3:GG:110:THR:OG1	3:JE:11:ILE:HD12	2.04	0.58
3:HC:11:ILE:HG22	3:HC:17:GLN:O	2.02	0.58
3:HE:41:VAL:O	3:HE:44:LEU:HG	2.02	0.58
3:IE:55:PRO:HG3	3:IE:62:TYR:HE1	1.67	0.58
3:IE:110:THR:HB	3:JL:11:ILE:HD12	1.85	0.58
3:IG:103:GLU:HA	3:JJ:13:LYS:HE2	1.86	0.58
3:IJ:112:LEU:HD22	3:NE:68:ILE:HD13	1.84	0.58
3:JG:52:VAL:O	3:JG:52:VAL:HG23	2.02	0.58
3:JJ:13:LYS:HD2	3:JJ:13:LYS:N	2.18	0.58
3:KH:125:ILE:HD11	3:KL:64:VAL:HG11	1.84	0.58
3:LB:130:PRO:HD2	3:LB:130:PRO:O	2.03	0.58
3:LC:18:THR:C	3:LC:19:LEU:HD22	2.24	0.58
3:LF:44:LEU:HD22	3:LH:62:TYR:HH	1.67	0.58
3:LG:106:ALA:HB3	3:MG:13:LYS:NZ	2.17	0.58
3:LN:32:VAL:HG12	3:LN:51:SER:HB2	1.86	0.58
3:MC:105:ARG:CZ	3:NJ:125:ILE:O	2.50	0.58
3:MJ:11:ILE:HG22	3:MJ:17:GLN:C	2.24	0.58
3:NB:11:ILE:HG23	3:NB:17:GLN:HB2	1.86	0.58
3:NE:8:LEU:HD12	3:NE:8:LEU:N	2.18	0.58
1:A:401:A:O2'	1:A:402:U:O4'	2.21	0.58
1:A:1046:G:O2'	1:A:1047:U:OP1	2.14	0.58
1:A:2386:G:N1	1:A:2400:C:O2	2.36	0.58
2:M:342:ASP:OD1	2:M:343:ILE:N	2.31	0.58
3:BE:115:LEU:HD22	3:CE:8:LEU:CD1	2.34	0.58
3:BF:11:ILE:HD12	3:IN:110:THR:CB	2.34	0.58
3:BF:92:VAL:CG2	3:IN:92:VAL:HG22	2.29	0.58
3:BJ:19:LEU:HG	3:BJ:21:LEU:HD21	1.84	0.58
3:BM:132:TYR:CZ	3:DJ:26:VAL:HG11	2.38	0.58
3:CB:20:VAL:HG23	3:CB:38:ALA:HB2	1.84	0.58
3:CC:26:VAL:HG21	3:DF:132:TYR:CZ	2.38	0.58

Continued on next page...

Continued from previous page...

Atom-1	Atom-2	Interatomic distance (Å)	Clash overlap (Å)
3:CF:64:VAL:HG11	3:GM:125:ILE:HD11	1.84	0.58
3:CH:109:ARG:CZ	3:HL:122:ILE:HD13	2.32	0.58
3:DB:3:LEU:HD23	3:DK:132:TYR:CA	2.33	0.58
3:DG:11:ILE:HD11	3:EJ:111:GLU:N	2.19	0.58
3:DI:59:ARG:O	3:DI:60:LYS:HD3	2.03	0.58
3:DL:105:ARG:NE	3:MN:128:LEU:HD11	2.18	0.58
3:EH:15:GLY:O	3:EH:16:LYS:HE2	2.04	0.58
3:EJ:52:VAL:O	3:EJ:52:VAL:HG23	2.02	0.58
3:EK:125:ILE:HG12	3:FM:109:ARG:NH1	2.18	0.58
3:FD:126:ASP:OD2	3:LH:109:ARG:NH2	2.36	0.58
3:FH:68:ILE:HD11	3:FK:115:LEU:CD1	2.33	0.58
3:FL:115:LEU:HD23	3:HD:8:LEU:HD11	1.85	0.58
3:GE:11:ILE:HG22	3:GE:17:GLN:C	2.24	0.58
3:GF:11:ILE:HG22	3:GF:17:GLN:C	2.24	0.58
3:GG:106:ALA:HB3	3:JE:13:LYS:NZ	2.19	0.58
3:GH:34:SER:C	3:GH:35:LEU:HD22	2.23	0.58
3:GK:114:ALA:HB3	3:JA:8:LEU:HD12	1.86	0.58
3:GM:60:LYS:H	3:GM:61:ASN:HB3	1.69	0.58
3:HE:26:VAL:HG12	3:HE:33:ALA:CA	2.31	0.58
3:ID:52:VAL:HG23	3:ID:52:VAL:O	2.04	0.58
3:KI:102:ASP:OD1	3:KI:102:ASP:N	2.35	0.58
3:KM:132:TYR:OH	3:ME:26:VAL:O	2.22	0.58
3:LG:123:ASP:OD2	3:MG:1:ALA:N	2.33	0.58
1:A:2685:A:OP2	3:DC:67:LYS:NZ	2.30	0.58
1:A:3026:A:N1	1:A:3057:A:N6	2.50	0.58
1:A:3722:G:N2	1:A:3723:C:H41	2.02	0.58
3:BB:101:THR:HB	3:BB:103:GLU:OE1	2.04	0.58
3:BF:110:THR:CB	3:IN:11:ILE:HD12	2.33	0.58
3:BI:114:ALA:CB	3:HM:8:LEU:HD12	2.34	0.58
3:DL:26:VAL:O	3:DL:28:PRO:HD3	2.03	0.58
3:EA:105:ARG:NE	3:LM:126:ASP:O	2.35	0.58
3:EC:6:VAL:CG2	3:LK:120:LEU:HD11	2.34	0.58
3:EC:24:ARG:NE	3:EC:36:SER:OG	2.37	0.58
3:FJ:106:ALA:HB2	3:FJ:109:ARG:NH1	2.19	0.58
3:GF:128:LEU:O	3:KB:24:ARG:NH2	2.37	0.58
3:GI:62:TYR:HD1	3:JC:128:LEU:HD23	1.68	0.58
3:GJ:34:SER:O	3:GJ:35:LEU:HD12	2.04	0.58
3:GK:48:VAL:HG13	3:GK:68:ILE:CD1	2.33	0.58
3:GL:101:THR:CG2	3:GL:104:GLU:OE1	2.51	0.58
3:HJ:52:VAL:HG23	3:HJ:64:VAL:HG22	1.85	0.58
3:JD:37:GLN:OE1	3:JD:39:GLY:N	2.36	0.58

Continued on next page...

Continued from previous page...

Atom-1	Atom-2	Interatomic distance (Å)	Clash overlap (Å)
3:JD:123:ASP:OD1	3:JD:129:ASN:ND2	2.29	0.58
3:JI:52:VAL:HG12	3:JI:64:VAL:HG13	1.85	0.58
3:KC:101:THR:HG23	3:LC:86:ARG:NH1	2.16	0.58
3:LE:68:ILE:HG22	3:LE:90:ALA:HB3	1.86	0.58
3:LN:122:ILE:HG23	3:LN:126:ASP:OD2	2.04	0.58
1:A:2634:A:HO2'	1:A:2635:A:P	2.24	0.58
2:M:252:LEU:HD12	2:M:254:PRO:HD3	1.86	0.58
3:BA:132:TYR:CZ	3:MK:26:VAL:HG11	2.38	0.58
3:BD:11:ILE:HG22	3:BD:17:GLN:O	2.04	0.58
3:BD:132:TYR:O	3:JB:2:LYS:NZ	2.35	0.58
3:BJ:109:ARG:HH12	3:BN:122:ILE:HD13	1.68	0.58
3:BK:11:ILE:HD11	3:HK:111:GLU:N	2.18	0.58
3:BM:110:THR:OG1	3:DJ:11:ILE:HD12	2.03	0.58
3:CC:86:ARG:HH22	3:DF:99:TYR:C	2.07	0.58
3:CF:125:ILE:HD12	3:GM:94:PHE:HD1	1.67	0.58
3:DN:15:GLY:O	3:DN:16:LYS:HE2	2.03	0.58
3:EA:86:ARG:NH1	3:LM:100:SER:HA	2.19	0.58
3:EC:110:THR:HB	3:LK:11:ILE:HD12	1.84	0.58
3:EF:116:LEU:HD21	3:FA:109:ARG:HD2	1.84	0.58
3:EK:123:ASP:OD2	3:FM:1:ALA:N	2.28	0.58
3:FI:109:ARG:NH2	3:KE:126:ASP:N	2.52	0.58
3:GF:48:VAL:HG13	3:GF:68:ILE:HD13	1.85	0.58
3:GG:11:ILE:HG22	3:GG:17:GLN:C	2.24	0.58
3:HA:44:LEU:O	3:HA:44:LEU:HD23	2.04	0.58
3:HD:52:VAL:O	3:HD:52:VAL:HG13	2.02	0.58
3:HI:32:VAL:HG22	3:HI:51:SER:HB3	1.86	0.58
3:HI:125:ILE:HG22	3:II:64:VAL:HG11	1.84	0.58
3:IH:48:VAL:HG22	3:IH:68:ILE:HD12	1.86	0.58
3:IK:34:SER:C	3:IK:35:LEU:HD12	2.23	0.58
3:JH:99:TYR:CD1	3:JI:81:ASP:OD2	2.56	0.58
3:KD:23:PRO:HA	3:KD:35:LEU:HD23	1.85	0.58
3:KM:52:VAL:HG21	3:MF:130:PRO:CA	2.33	0.58
3:MG:106:ALA:HA	3:MG:109:ARG:HD2	1.85	0.58
3:ND:48:VAL:HG12	3:ND:68:ILE:HG13	1.86	0.58
1:A:562:C:H42	1:A:605:C:H42	1.52	0.58
1:A:2610:G:H1	3:FN:57:ARG:NH1	2.02	0.58
1:A:3532:G:H2'	1:A:3533:A:O4'	2.04	0.58
1:A:3934:G:H2'	1:A:3935:G:C8	2.38	0.58
3:BA:131:ALA:O	3:BA:132:TYR:HD1	1.87	0.58
3:BD:11:ILE:HG22	3:BD:17:GLN:C	2.23	0.58
3:BD:126:ASP:HA	3:JB:105:ARG:HD2	1.86	0.58

Continued on next page...

Continued from previous page...

Atom-1	Atom-2	Interatomic distance (Å)	Clash overlap (Å)
3:CB:121:LEU:HA	3:CB:124:ALA:HB3	1.85	0.58
3:CJ:109:ARG:HH12	3:HJ:122:ILE:HA	1.69	0.58
3:CM:110:THR:HB	3:NA:11:ILE:HD12	1.85	0.58
3:DA:11:ILE:HG22	3:DA:17:GLN:C	2.24	0.58
3:DG:103:GLU:N	3:EJ:13:LYS:HZ1	2.02	0.58
3:EI:109:ARG:NH1	3:GA:122:ILE:HA	2.19	0.58
3:FB:113:ALA:CB	3:LJ:116:LEU:HD22	2.27	0.58
3:FF:74:CYS:SG	3:FF:85:THR:HG21	2.44	0.58
3:FI:46:LYS:NZ	3:FI:71:PRO:O	2.31	0.58
3:GB:37:GLN:OE1	3:GB:46:LYS:NZ	2.25	0.58
3:GM:58:ASN:OD1	3:GM:59:ARG:N	2.36	0.58
3:HG:8:LEU:HB2	3:HG:19:LEU:HD11	1.86	0.58
3:IE:27:ASN:OD1	3:IE:29:THR:N	2.35	0.58
3:JE:101:THR:N	3:JE:104:GLU:OE2	2.36	0.58
3:JK:125:ILE:HD12	3:KN:94:PHE:HD2	1.69	0.58
3:JM:72:THR:HG21	3:JM:86:ARG:NH2	2.19	0.58
3:KL:97:THR:HG23	3:KL:100:SER:N	2.19	0.58
3:KN:60:LYS:N	3:KN:61:ASN:HB3	2.19	0.58
3:LI:41:VAL:O	3:LI:44:LEU:HG	2.03	0.58
3:MD:6:VAL:HG12	3:MD:8:LEU:CD2	2.34	0.58
3:ML:11:ILE:HG22	3:ML:17:GLN:C	2.24	0.58
3:MM:119:PRO:O	3:MM:122:ILE:HG12	2.03	0.58
3:NJ:6:VAL:HG12	3:NJ:8:LEU:HD23	1.85	0.58
1:A:530:C:H2'	1:A:531:U:C6	2.39	0.58
1:A:1226:A:HO2'	1:A:1227:U:P	2.27	0.58
1:A:3667:G:O2'	1:A:3668:G:O5'	2.19	0.58
2:M:311:ALA:O	2:M:316:PRO:HD3	2.04	0.58
3:BB:127:GLN:O	3:MB:24:ARG:NH2	2.33	0.58
3:BJ:96:PHE:HE1	3:BN:125:ILE:HD11	1.69	0.58
3:BL:115:LEU:HD22	3:CG:8:LEU:CD2	2.34	0.58
3:CE:48:VAL:HG22	3:CE:68:ILE:HD12	1.85	0.58
3:CF:121:LEU:HA	3:CF:124:ALA:HB3	1.86	0.58
3:CG:55:PRO:HG3	3:CG:62:TYR:HE1	1.68	0.58
3:CI:11:ILE:HD12	3:DI:110:THR:CB	2.33	0.58
3:DL:14:ASP:HB2	3:DL:16:LYS:NZ	2.18	0.58
3:ED:8:LEU:HD13	3:EH:115:LEU:HD22	1.84	0.58
3:ED:132:TYR:CZ	3:EI:25:GLY:HA2	2.38	0.58
3:EF:114:ALA:HB1	3:FA:8:LEU:HD11	1.86	0.58
3:FF:70:ASN:OD1	3:FF:70:ASN:O	2.19	0.58
3:FH:92:VAL:HG22	3:FK:92:VAL:HG22	1.86	0.58
3:GD:126:ASP:HA	3:KF:109:ARG:NH2	2.19	0.58

Continued on next page...

Continued from previous page...

Atom-1	Atom-2	Interatomic distance (Å)	Clash overlap (Å)
3:GG:107:PHE:CE1	3:JE:19:LEU:HD21	2.39	0.58
3:GL:3:LEU:HD11	3:GL:35:LEU:HD11	1.86	0.58
3:HE:60:LYS:N	3:HE:61:ASN:HB3	2.18	0.58
3:HK:11:ILE:HG22	3:HK:17:GLN:C	2.24	0.58
3:JG:1:ALA:N	3:LD:123:ASP:OD2	2.29	0.58
3:KB:14:ASP:OD2	3:KB:16:LYS:HE3	2.04	0.58
3:KG:55:PRO:HA	3:KG:60:LYS:O	2.04	0.58
3:LA:48:VAL:HG22	3:LA:68:ILE:CD1	2.33	0.58
3:LA:98:GLN:OE1	3:LB:43:ALA:N	2.37	0.58
3:NF:48:VAL:HG13	3:NF:68:ILE:CD1	2.34	0.58
1:A:867:A:O2'	1:A:1233:G:O6	2.21	0.58
1:A:1312:G:C2'	1:A:1313:U:O5'	2.52	0.58
1:A:1347:G:H2'	1:A:1348:C:O4'	2.04	0.58
1:A:2287:A:H2'	1:A:2288:G:O4'	2.02	0.58
1:A:3622:U:C4	1:A:3638:A:H1'	2.39	0.58
1:A:3698:G:N1	1:A:3742:C:N3	2.52	0.58
1:A:4202:G:P	2:M:381:TYR:OH	2.62	0.58
3:BH:11:ILE:HG22	3:BH:17:GLN:C	2.24	0.58
3:BJ:132:TYR:CZ	3:BN:26:VAL:HG21	2.39	0.58
3:BK:26:VAL:HG11	3:HK:132:TYR:CE2	2.39	0.58
3:CH:115:LEU:HD23	3:HL:8:LEU:HD11	1.84	0.58
3:DB:43:ALA:C	3:DB:44:LEU:HD22	2.24	0.58
3:DE:116:LEU:HA	3:DE:121:LEU:HD12	1.86	0.58
3:DJ:48:VAL:HG22	3:DJ:68:ILE:HD12	1.86	0.58
3:DN:111:GLU:N	3:ML:11:ILE:HD11	2.19	0.58
3:EA:116:LEU:O	3:LM:109:ARG:NH2	2.36	0.58
3:EG:92:VAL:HG22	3:GC:92:VAL:HG22	1.85	0.58
3:FI:23:PRO:HA	3:FI:35:LEU:HD13	1.86	0.58
3:GE:19:LEU:HD23	3:HE:111:GLU:OE1	2.03	0.58
3:GH:55:PRO:HD3	3:GH:62:TYR:CE1	2.39	0.58
3:GK:74:CYS:HA	3:JB:80:CYS:HB3	1.86	0.58
3:HH:18:THR:C	3:HH:19:LEU:HD12	2.23	0.58
3:IH:11:ILE:HD12	3:NG:110:THR:CB	2.34	0.58
3:IJ:122:ILE:HD13	3:NE:109:ARG:HH12	1.69	0.58
3:JA:106:ALA:O	3:JA:109:ARG:HB3	2.03	0.58
3:JF:64:VAL:HG11	3:KA:125:ILE:CD1	2.34	0.58
3:KB:60:LYS:H	3:KB:61:ASN:HB3	1.69	0.58
3:KC:48:VAL:HG13	3:KC:68:ILE:CD1	2.34	0.58
3:KN:23:PRO:HA	3:KN:35:LEU:HD13	1.86	0.58
3:KN:44:LEU:HD12	3:KN:44:LEU:O	2.03	0.58
3:LA:5:THR:O	3:LA:5:THR:HG23	2.04	0.58

Continued on next page...

Continued from previous page...

Atom-1	Atom-2	Interatomic distance (Å)	Clash overlap (Å)
3:LF:60:LYS:N	3:LF:61:ASN:HB3	2.18	0.58
3:MD:91:ASP:OD1	3:MD:92:VAL:N	2.36	0.58
3:NA:52:VAL:HG23	3:NA:64:VAL:HG22	1.86	0.58
3:NI:68:ILE:CG2	3:NI:90:ALA:HB3	2.34	0.58
1:A:3926:G:H1'	1:A:4159:A:N6	2.19	0.57
3:BA:26:VAL:HG23	3:BA:32:VAL:C	2.25	0.57
3:BF:3:LEU:HD23	3:IN:132:TYR:CA	2.34	0.57
3:BI:55:PRO:HG3	3:BI:62:TYR:HE1	1.69	0.57
3:BJ:131:ALA:O	3:BJ:132:TYR:CD1	2.57	0.57
3:BL:11:ILE:HG22	3:BL:17:GLN:C	2.23	0.57
3:CF:114:ALA:HB1	3:GM:8:LEU:HD22	1.85	0.57
3:CJ:110:THR:CB	3:HJ:11:ILE:HD12	2.33	0.57
3:CL:99:TYR:OH	3:CM:83:SER:HA	2.04	0.57
3:CM:128:LEU:HD11	3:NA:105:ARG:CD	2.34	0.57
3:DG:109:ARG:CZ	3:EJ:125:ILE:HG13	2.33	0.57
3:DL:18:THR:C	3:DL:19:LEU:HD22	2.24	0.57
3:DM:11:ILE:HG22	3:DM:17:GLN:C	2.23	0.57
3:DM:79:SER:O	3:DM:80:CYS:SG	2.62	0.57
3:EA:52:VAL:HG13	3:EA:64:VAL:HG22	1.86	0.57
3:ED:18:THR:C	3:ED:19:LEU:HD22	2.24	0.57
3:EJ:131:ALA:O	3:EJ:132:TYR:HD1	1.87	0.57
3:FH:104:GLU:HA	3:FH:107:PHE:CD1	2.38	0.57
3:FH:132:TYR:CZ	3:FK:26:VAL:HG11	2.38	0.57
3:FK:119:PRO:HA	3:FK:122:ILE:HD12	1.86	0.57
3:HI:103:GLU:HA	3:II:13:LYS:HE2	1.85	0.57
3:HK:108:VAL:HA	3:HK:111:GLU:CD	2.25	0.57
3:IA:30:ASN:OD1	3:IA:32:VAL:CG2	2.52	0.57
3:IB:125:ILE:O	3:IB:128:LEU:HD12	2.04	0.57
3:IH:86:ARG:HH12	3:NG:99:TYR:C	2.07	0.57
3:JD:18:THR:C	3:JD:19:LEU:HD22	2.24	0.57
3:JD:119:PRO:O	3:JD:122:ILE:HG12	2.04	0.57
3:KC:102:ASP:OD1	3:KC:103:GLU:N	2.36	0.57
3:KH:85:THR:HG23	3:KH:86:ARG:CG	2.30	0.57
3:KK:100:SER:N	3:MH:86:ARG:NH2	2.52	0.57
3:LA:111:GLU:N	3:MD:11:ILE:HD11	2.20	0.57
3:LE:6:VAL:HG12	3:LE:8:LEU:HD21	1.86	0.57
3:LL:109:ARG:CZ	3:MB:126:ASP:OD2	2.52	0.57
3:MA:11:ILE:HG23	3:MA:17:GLN:HB2	1.86	0.57
1:A:98:A:OP2	3:MJ:57:ARG:N	2.37	0.57
1:A:533:U:P	3:DI:60:LYS:HZ1	2.26	0.57
1:A:964:G:N1	1:A:1048:G:N7	2.52	0.57

Continued on next page...

Continued from previous page...

Atom-1	Atom-2	Interatomic distance (Å)	Clash overlap (Å)
1:A:1450:U:N3	1:A:1451:U:C4	2.71	0.57
3:BC:123:ASP:O	3:BC:129:ASN:OD1	2.22	0.57
3:CA:27:ASN:OD1	3:CA:29:THR:N	2.37	0.57
3:CL:111:GLU:OE1	3:HH:8:LEU:HD13	2.04	0.57
3:DD:99:TYR:CD2	3:DE:81:ASP:OD1	2.57	0.57
3:DE:44:LEU:HD21	3:DE:73:ALA:HB2	1.85	0.57
3:DG:125:ILE:HD13	3:EJ:94:PHE:HD2	1.69	0.57
3:DL:11:ILE:HG23	3:MN:110:THR:OG1	2.03	0.57
3:DN:92:VAL:HG21	3:ML:112:LEU:HD11	1.86	0.57
3:DN:103:GLU:HA	3:ML:13:LYS:NZ	2.19	0.57
3:EA:123:ASP:OD1	3:EA:129:ASN:ND2	2.37	0.57
3:EE:19:LEU:HD11	3:LI:107:PHE:CZ	2.38	0.57
3:EL:3:LEU:HD11	3:EL:35:LEU:HD11	1.85	0.57
3:FK:24:ARG:NH1	3:HF:129:ASN:OD1	2.32	0.57
3:GJ:72:THR:HB	3:GJ:86:ARG:HG3	1.86	0.57
3:HN:26:VAL:O	3:HN:28:PRO:HD3	2.04	0.57
3:IG:106:ALA:HB3	3:JJ:13:LYS:HE3	1.85	0.57
3:IL:18:THR:C	3:IL:19:LEU:HD22	2.24	0.57
3:IL:60:LYS:N	3:IL:61:ASN:HB3	2.18	0.57
3:JI:8:LEU:HD12	3:LB:114:ALA:HB1	1.86	0.57
3:JI:99:TYR:O	3:LB:86:ARG:NH1	2.34	0.57
3:JL:23:PRO:HA	3:JL:35:LEU:HD13	1.86	0.57
3:KC:106:ALA:HB3	3:LC:13:LYS:NZ	2.18	0.57
3:KJ:3:LEU:HD21	3:LE:131:ALA:HB1	1.86	0.57
3:KN:11:ILE:HG22	3:KN:17:GLN:C	2.23	0.57
3:LK:41:VAL:O	3:LK:45:GLU:OE1	2.22	0.57
3:LM:27:ASN:OD1	3:LM:29:THR:HG22	2.04	0.57
3:MA:130:PRO:HB2	3:MA:132:TYR:CE2	2.39	0.57
3:MI:74:CYS:SG	3:MI:85:THR:HG21	2.44	0.57
3:NB:8:LEU:HD22	3:NF:114:ALA:CB	2.35	0.57
1:A:1275:A:O2'	3:BE:67:LYS:NZ	2.35	0.57
1:A:2405:C:N4	1:A:2406:G:N7	2.52	0.57
3:B:66:VAL:HG12	3:B:68:ILE:HD11	1.86	0.57
3:BB:52:VAL:O	3:BB:52:VAL:HG13	2.04	0.57
3:BK:132:TYR:HH	3:CH:132:TYR:HD2	1.51	0.57
3:BM:130:PRO:HB3	3:DJ:52:VAL:HG12	1.86	0.57
3:BN:121:LEU:O	3:BN:125:ILE:HG22	2.04	0.57
3:CA:8:LEU:HD22	3:DH:114:ALA:HB1	1.86	0.57
3:CB:128:LEU:HD11	3:HC:52:VAL:HG13	1.86	0.57
3:CC:11:ILE:HD11	3:DF:111:GLU:N	2.19	0.57
3:DG:8:LEU:HD12	3:EJ:114:ALA:CB	2.33	0.57

Continued on next page...

Continued from previous page...

Atom-1	Atom-2	Interatomic distance (Å)	Clash overlap (Å)
3:ED:86:ARG:NH2	3:EH:99:TYR:HB2	2.19	0.57
3:FI:109:ARG:HE	3:KE:125:ILE:CG2	2.17	0.57
3:GD:8:LEU:CD1	3:KF:115:LEU:HD22	2.33	0.57
3:GJ:57:ARG:O	3:GJ:60:LYS:NZ	2.36	0.57
3:GM:99:TYR:OH	3:GN:84:VAL:HG22	2.04	0.57
3:HA:55:PRO:HA	3:HA:60:LYS:O	2.05	0.57
3:IK:3:LEU:HD22	3:IK:35:LEU:HD11	1.86	0.57
3:JA:27:ASN:OD1	3:JA:29:THR:N	2.37	0.57
3:JI:11:ILE:HD11	3:LB:111:GLU:N	2.18	0.57
3:JK:8:LEU:CD1	3:KN:114:ALA:HB3	2.33	0.57
3:KJ:3:LEU:CD1	3:KJ:35:LEU:HD11	2.34	0.57
3:LB:112:LEU:O	3:LB:116:LEU:HD23	2.04	0.57
3:LG:86:ARG:HH22	3:MG:99:TYR:C	2.07	0.57
3:NB:55:PRO:HD3	3:NB:62:TYR:CE2	2.39	0.57
3:ND:102:ASP:OD1	3:ND:103:GLU:N	2.37	0.57
3:NE:41:VAL:N	3:NE:42:PRO:HD2	2.20	0.57
3:NG:13:LYS:CD	3:NG:13:LYS:N	2.67	0.57
1:A:81:U:N3	1:A:159:C:OP1	2.37	0.57
1:A:622:C:C2	1:A:644:G:N2	2.73	0.57
1:A:1409:C:N4	1:A:1534:A:N1	2.52	0.57
1:A:2765:A:H2'	1:A:2766:A:O4'	2.03	0.57
1:A:4102:C:N4	1:A:4103:G:O6	2.38	0.57
3:D:48:VAL:HG22	3:D:68:ILE:HG12	1.87	0.57
3:BF:3:LEU:HD21	3:IN:131:ALA:HB1	1.85	0.57
3:CN:41:VAL:O	3:CN:44:LEU:HG	2.04	0.57
3:CN:111:GLU:N	3:DD:11:ILE:HD11	2.19	0.57
3:DM:3:LEU:CD1	3:DM:35:LEU:HD11	2.35	0.57
3:DM:48:VAL:HG22	3:DM:68:ILE:HD12	1.87	0.57
3:DM:99:TYR:N	3:EM:86:ARG:HH22	2.01	0.57
3:EJ:27:ASN:CG	3:EJ:29:THR:HG1	2.07	0.57
3:FN:118:SER:O	3:FN:122:ILE:HG13	2.05	0.57
3:GJ:44:LEU:O	3:GJ:44:LEU:HD12	2.05	0.57
3:GJ:111:GLU:N	3:GN:11:ILE:HD11	2.18	0.57
3:GL:3:LEU:HD21	3:HG:131:ALA:HB1	1.86	0.57
3:GM:111:GLU:O	3:GM:115:LEU:HD23	2.04	0.57
3:HB:102:ASP:OD1	3:HB:103:GLU:N	2.38	0.57
3:HK:41:VAL:O	3:HK:44:LEU:HG	2.03	0.57
3:IG:121:LEU:HA	3:IG:124:ALA:HB3	1.85	0.57
3:JI:121:LEU:O	3:JI:125:ILE:HG22	2.05	0.57
3:KC:121:LEU:O	3:KC:125:ILE:HG22	2.04	0.57
3:LG:111:GLU:N	3:MG:11:ILE:HD11	2.18	0.57

Continued on next page...

Continued from previous page...

Atom-1	Atom-2	Interatomic distance (Å)	Clash overlap (Å)
3:MA:37:GLN:OE1	3:MA:39:GLY:N	2.32	0.57
3:MH:27:ASN:CG	3:MH:29:THR:HG1	2.08	0.57
3:MJ:11:ILE:HG22	3:MJ:17:GLN:O	2.03	0.57
3:MJ:59:ARG:HA	3:MJ:59:ARG:NE	2.20	0.57
3:NF:96:PHE:CE1	3:NF:105:ARG:CG	2.87	0.57
1:A:1828:C:O4'	3:GK:59:ARG:NH2	2.38	0.57
1:A:2148:U:H2'	1:A:2149:U:O4'	2.04	0.57
1:A:2242:C:H5'	3:FJ:59:ARG:NH2	2.19	0.57
1:A:3298:C:H2'	1:A:3299:C:O4'	2.05	0.57
1:A:4022:C:H3'	1:A:4023:G:O4'	2.03	0.57
3:BB:127:GLN:C	3:BB:128:LEU:HD12	2.25	0.57
3:BF:111:GLU:N	3:IN:11:ILE:HD11	2.20	0.57
3:BH:86:ARG:HH12	3:IL:101:THR:HG23	1.68	0.57
3:CA:65:GLN:N	3:CA:65:GLN:OE1	2.37	0.57
3:CN:3:LEU:HD23	3:CN:3:LEU:H	1.67	0.57
3:EA:86:ARG:NH2	3:LM:100:SER:HA	2.19	0.57
3:EI:101:THR:O	3:EI:104:GLU:HG2	2.04	0.57
3:GD:121:LEU:O	3:GD:125:ILE:HG12	2.04	0.57
3:GG:125:ILE:CD1	3:JE:64:VAL:HG11	2.35	0.57
3:GJ:128:LEU:HD23	3:GN:62:TYR:CD2	2.40	0.57
3:GM:97:THR:N	3:GM:100:SER:OG	2.38	0.57
3:GN:116:LEU:HD23	3:GN:121:LEU:HD23	1.86	0.57
3:HA:56:SER:OG	3:HA:59:ARG:NE	2.28	0.57
3:HH:119:PRO:HA	3:HH:122:ILE:HG22	1.87	0.57
3:IG:54:GLN:HB3	3:IG:55:PRO:HD2	1.85	0.57
3:JD:49:THR:OG1	3:JD:67:LYS:HB2	2.05	0.57
3:JD:64:VAL:HG11	3:JH:125:ILE:HD13	1.85	0.57
3:JG:94:PHE:CE1	3:LD:90:ALA:HB1	2.40	0.57
3:JH:101:THR:OG1	3:JH:104:GLU:HG2	2.03	0.57
3:JI:105:ARG:CD	3:LB:128:LEU:HD11	2.34	0.57
3:KL:120:LEU:HD23	3:KL:121:LEU:N	2.20	0.57
3:LJ:100:SER:OG	3:LJ:105:ARG:NH1	2.37	0.57
3:MB:17:GLN:OE1	3:MB:17:GLN:N	2.37	0.57
1:A:1382:G:N2	1:A:1557:C:O2	2.37	0.57
1:A:2674:C:HO2'	1:A:2675:U:H6	1.52	0.57
1:A:2772:G:O6	3:DE:57:ARG:NH1	2.35	0.57
1:A:2996:C:H2'	1:A:2997:A:C8	2.39	0.57
1:A:3543:G:N1	1:A:3548:G:O6	2.37	0.57
3:BA:60:LYS:H	3:BA:61:ASN:HB3	1.70	0.57
3:BK:110:THR:CB	3:HK:11:ILE:HD12	2.34	0.57
3:BM:60:LYS:HB2	3:BM:61:ASN:HB2	1.87	0.57

Continued on next page...

Continued from previous page...

Atom-1	Atom-2	Interatomic distance (Å)	Clash overlap (Å)
3:CA:125:ILE:CD1	3:DH:64:VAL:HG11	2.34	0.57
3:CB:11:ILE:HD12	3:HC:110:THR:CB	2.35	0.57
3:CB:102:ASP:OD1	3:CB:103:GLU:N	2.38	0.57
3:CF:11:ILE:CD1	3:GM:110:THR:HG23	2.35	0.57
3:CF:32:VAL:HG13	3:CF:51:SER:OG	2.04	0.57
3:CJ:3:LEU:CD2	3:HJ:131:ALA:HB1	2.34	0.57
3:CM:111:GLU:N	3:NA:11:ILE:HD11	2.20	0.57
3:CN:13:LYS:HD2	3:CN:13:LYS:H	1.67	0.57
3:CN:111:GLU:O	3:CN:115:LEU:HD23	2.04	0.57
3:DG:52:VAL:O	3:DG:52:VAL:HG13	2.05	0.57
3:DM:13:LYS:NZ	3:EM:103:GLU:HA	2.19	0.57
3:EB:11:ILE:HG23	3:EB:17:GLN:HB2	1.87	0.57
3:EE:15:GLY:O	3:EE:16:LYS:HE2	2.04	0.57
3:EG:22:ASN:HD22	3:EG:38:ALA:HA	1.70	0.57
3:EJ:119:PRO:O	3:EJ:122:ILE:HG22	2.04	0.57
3:EN:115:LEU:HD23	3:EN:121:LEU:CD1	2.34	0.57
3:FE:125:ILE:HG23	3:FE:126:ASP:N	2.20	0.57
3:FG:55:PRO:HB3	3:FG:60:LYS:CD	2.35	0.57
3:FH:24:ARG:HG2	3:FH:25:GLY:H	1.68	0.57
3:FK:17:GLN:N	3:FK:17:GLN:OE1	2.38	0.57
3:HA:18:THR:C	3:HA:19:LEU:HD22	2.25	0.57
3:HB:52:VAL:O	3:HB:52:VAL:HG23	2.04	0.57
3:HN:115:LEU:HD22	3:ID:8:LEU:HD11	1.86	0.57
3:IA:18:THR:C	3:IA:19:LEU:HD22	2.25	0.57
3:IC:105:ARG:NE	3:JN:128:LEU:HD11	2.20	0.57
3:IE:8:LEU:HD21	3:JL:115:LEU:HD22	1.86	0.57
3:IG:8:LEU:HD12	3:JJ:114:ALA:CB	2.33	0.57
3:II:44:LEU:HD13	3:IK:98:GLN:HE21	1.70	0.57
3:JF:11:ILE:HD12	3:KA:110:THR:CB	2.35	0.57
3:JN:97:THR:N	3:JN:100:SER:OG	2.37	0.57
3:KC:26:VAL:O	3:KC:26:VAL:HG13	2.04	0.57
3:KE:65:GLN:NE2	3:KE:91:ASP:OD2	2.37	0.57
3:KH:66:VAL:HG21	3:KL:121:LEU:HD21	1.87	0.57
3:KK:41:VAL:O	3:KK:44:LEU:HG	2.04	0.57
3:KM:125:ILE:CD1	3:MF:64:VAL:HG11	2.35	0.57
3:LI:119:PRO:HA	3:LI:122:ILE:HG12	1.86	0.57
3:LK:7:THR:C	3:LK:8:LEU:HD22	2.24	0.57
3:NB:125:ILE:HD13	3:NF:94:PHE:CE2	2.39	0.57
1:A:714:C:N3	1:A:719:A:C2	2.73	0.57
1:A:1537:U:H1'	3:EJ:58:ASN:CA	2.33	0.57
1:A:3880:U:H3'	1:A:3881:C:C5'	2.35	0.57

Continued on next page...

Continued from previous page...

Atom-1	Atom-2	Interatomic distance (Å)	Clash overlap (Å)
3:BB:68:ILE:HG21	3:MA:111:GLU:OE2	2.04	0.57
3:BL:76:ALA:O	3:BL:79:SER:OG	2.14	0.57
3:CA:118:SER:O	3:CA:122:ILE:HG12	2.05	0.57
3:CD:102:ASP:OD1	3:CD:103:GLU:N	2.37	0.57
3:CF:8:LEU:HD11	3:GM:115:LEU:CD2	2.35	0.57
3:DE:111:GLU:HG3	3:EL:11:ILE:HD11	1.85	0.57
3:DE:128:LEU:HD11	3:EL:105:ARG:CD	2.34	0.57
3:DI:112:LEU:O	3:DI:116:LEU:HD23	2.05	0.57
3:DL:121:LEU:O	3:DL:125:ILE:HG22	2.05	0.57
3:ED:114:ALA:HB1	3:EH:8:LEU:HD11	1.85	0.57
3:ED:118:SER:O	3:ED:122:ILE:HG23	2.04	0.57
3:EL:11:ILE:HG22	3:EL:17:GLN:C	2.25	0.57
3:FB:30:ASN:OD1	3:FB:32:VAL:HG23	2.03	0.57
3:FJ:109:ARG:HE	3:HF:125:ILE:HD11	1.69	0.57
3:GD:21:LEU:CD1	3:GD:48:VAL:HG21	2.34	0.57
3:GG:64:VAL:HG11	3:JE:125:ILE:HD13	1.86	0.57
3:GI:11:ILE:HD12	3:JC:110:THR:HB	1.86	0.57
3:HE:98:GLN:HE21	3:HF:43:ALA:HB2	1.70	0.57
3:HM:55:PRO:HG3	3:HM:62:TYR:CE1	2.40	0.57
3:IA:80:CYS:HB3	3:ID:74:CYS:HA	1.87	0.57
3:IB:72:THR:O	3:IB:86:ARG:HB3	2.04	0.57
3:IF:111:GLU:N	3:NI:11:ILE:HD11	2.20	0.57
3:IG:128:LEU:HD11	3:JJ:105:ARG:NE	2.20	0.57
3:IH:23:PRO:HA	3:IH:35:LEU:HD23	1.85	0.57
3:II:11:ILE:HG22	3:II:17:GLN:C	2.25	0.57
3:JE:97:THR:N	3:JE:100:SER:OG	2.34	0.57
3:KE:11:ILE:HG22	3:KE:17:GLN:C	2.25	0.57
3:LE:3:LEU:HD12	3:LE:23:PRO:HB3	1.87	0.57
3:MC:91:ASP:OD1	3:NJ:93:THR:HB	2.05	0.57
3:MI:98:GLN:HG2	3:MI:99:TYR:CD1	2.40	0.57
3:NB:68:ILE:HD11	3:NF:111:GLU:CD	2.25	0.57
3:NE:59:ARG:HE	3:NE:63:LYS:HD3	1.69	0.57
3:NG:125:ILE:HG23	3:NG:126:ASP:N	2.20	0.57
1:A:1062:A:O2'	1:A:1063:C:O4'	2.20	0.57
1:A:1094:U:O2	1:A:1189:G:C2	2.58	0.57
1:A:1683:G:HO2'	1:A:1684:C:H5	1.50	0.57
1:A:2649:G:H21	3:EI:29:THR:CG2	2.17	0.57
1:A:3477:A:H2'	1:A:3478:A:O4'	2.05	0.57
1:A:3959:G:O2'	1:A:3960:G:O4'	2.20	0.57
3:BD:17:GLN:N	3:BD:17:GLN:OE1	2.36	0.57
3:BD:23:PRO:HA	3:BD:35:LEU:HD23	1.86	0.57

Continued on next page...

Continued from previous page...

Atom-1	Atom-2	Interatomic distance (Å)	Clash overlap (Å)
3:BJ:111:GLU:N	3:BN:11:ILE:HD11	2.20	0.57
3:BL:64:VAL:HG11	3:CG:125:ILE:HD11	1.85	0.57
3:BL:103:GLU:HA	3:CG:13:LYS:HZ2	1.69	0.57
3:CF:92:VAL:HG22	3:GM:92:VAL:HG22	1.87	0.57
3:CG:63:LYS:HZ1	3:CG:95:SER:CB	2.17	0.57
3:CI:13:LYS:HZ2	3:DI:103:GLU:HA	1.68	0.57
3:CK:130:PRO:HB2	3:CK:132:TYR:CE2	2.40	0.57
3:CN:47:ARG:NE	3:CN:69:GLN:OE1	2.37	0.57
3:DE:8:LEU:HD11	3:EL:114:ALA:CB	2.30	0.57
3:DE:60:LYS:HB2	3:DE:98:GLN:CG	2.34	0.57
3:DJ:11:ILE:HG22	3:DJ:17:GLN:C	2.24	0.57
3:EG:32:VAL:HG22	3:EG:51:SER:CB	2.34	0.57
3:EI:55:PRO:HG3	3:EI:62:TYR:CZ	2.39	0.57
3:EI:96:PHE:CE1	3:EI:105:ARG:HG2	2.40	0.57
3:EI:107:PHE:HE1	3:GA:19:LEU:HD11	1.70	0.57
3:FH:115:LEU:HG	3:FK:8:LEU:HD11	1.86	0.57
3:FM:11:ILE:HG22	3:FM:17:GLN:C	2.24	0.57
3:GG:64:VAL:HG11	3:JE:125:ILE:CD1	2.34	0.57
3:GI:34:SER:C	3:GI:35:LEU:HD12	2.23	0.57
3:GL:11:ILE:HG23	3:GL:17:GLN:HB2	1.85	0.57
3:HF:18:THR:C	3:HF:19:LEU:HD22	2.25	0.57
3:HM:3:LEU:HD11	3:HM:35:LEU:HD11	1.86	0.57
3:ID:79:SER:HA	3:JN:75:THR:O	2.05	0.57
3:II:3:LEU:H	3:II:3:LEU:HD23	1.70	0.57
3:IN:87:GLN:OE1	3:IN:89:TYR:OH	2.20	0.57
3:JF:107:PHE:CZ	3:KA:19:LEU:HD11	2.40	0.57
3:JJ:105:ARG:O	3:JJ:108:VAL:HG12	2.05	0.57
3:KC:27:ASN:CG	3:KC:29:THR:HG1	2.06	0.57
3:LJ:3:LEU:O	3:LJ:3:LEU:HD12	2.05	0.57
3:LL:128:LEU:HD11	3:MB:105:ARG:CD	2.34	0.57
3:LM:117:ALA:O	3:LM:122:ILE:HD11	2.04	0.57
3:LN:106:ALA:HB3	3:MI:13:LYS:CE	2.34	0.57
3:MC:122:ILE:HG23	3:NJ:109:ARG:HH22	1.69	0.57
3:MI:55:PRO:HG3	3:MI:62:TYR:CE2	2.40	0.57
3:NB:110:THR:HB	3:NF:11:ILE:HD12	1.85	0.57
1:A:1412:U:H2'	1:A:1413:C:C6	2.40	0.57
1:A:2338:U:P	3:HB:57:ARG:HH12	2.28	0.57
1:A:2506:G:H2'	1:A:2507:U:O4'	2.04	0.57
1:A:3598:U:H2'	1:A:3599:A:C4	2.40	0.57
3:BB:46:LYS:CD	3:BB:70:ASN:OD1	2.53	0.57
3:BC:68:ILE:HD11	3:ND:115:LEU:HD12	1.85	0.57

Continued on next page...

Continued from previous page...

Atom-1	Atom-2	Interatomic distance (Å)	Clash overlap (Å)
3:BE:11:ILE:HG22	3:BE:17:GLN:C	2.25	0.57
3:CA:47:ARG:NH2	3:CA:69:GLN:OE1	2.38	0.57
3:EE:108:VAL:O	3:EE:111:GLU:HG3	2.05	0.57
3:EE:115:LEU:HD23	3:LI:8:LEU:HD21	1.87	0.57
3:EM:23:PRO:HA	3:EM:35:LEU:HD13	1.86	0.57
3:FI:101:THR:N	3:FI:104:GLU:OE1	2.35	0.57
3:GE:100:SER:CA	3:HE:86:ARG:NH2	2.68	0.57
3:HD:104:GLU:O	3:HD:108:VAL:HG23	2.04	0.57
3:HJ:107:PHE:CD2	3:HJ:111:GLU:OE2	2.57	0.57
3:HL:4:GLU:OE1	3:HL:5:THR:N	2.38	0.57
3:IC:118:SER:O	3:IC:122:ILE:HG23	2.04	0.57
3:IE:62:TYR:CD2	3:JL:128:LEU:CD2	2.88	0.57
3:IG:55:PRO:HG3	3:IG:62:TYR:HE1	1.70	0.57
3:IJ:8:LEU:CD2	3:NE:114:ALA:HB1	2.24	0.57
3:IM:64:VAL:HG11	3:JM:125:ILE:CD1	2.34	0.57
3:JA:60:LYS:H	3:JA:61:ASN:HB3	1.69	0.57
3:JC:27:ASN:OD1	3:JC:29:THR:N	2.37	0.57
3:JC:45:GLU:OE2	3:JC:45:GLU:N	2.38	0.57
3:JD:114:ALA:CB	3:JH:8:LEU:HD22	2.34	0.57
3:JE:18:THR:C	3:JE:19:LEU:HD22	2.25	0.57
3:JM:11:ILE:HG22	3:JM:17:GLN:C	2.25	0.57
3:KH:44:LEU:O	3:KH:44:LEU:HD12	2.05	0.57
3:KJ:3:LEU:HD23	3:LE:132:TYR:CA	2.34	0.57
3:KL:116:LEU:HD12	3:KL:116:LEU:O	2.04	0.57
3:LI:11:ILE:HG22	3:LI:17:GLN:O	2.04	0.57
3:LM:65:GLN:HG2	3:LM:93:THR:HG22	1.86	0.57
3:MA:101:THR:O	3:MA:104:GLU:HG2	2.05	0.57
3:MC:122:ILE:HG23	3:NJ:109:ARG:NH2	2.18	0.57
3:MM:30:ASN:OD1	3:MM:32:VAL:HG23	2.03	0.57
1:A:186:G:N2	1:A:265:G:OP1	2.35	0.57
1:A:2437:U:O2'	1:A:2438:C:P	2.63	0.57
1:A:2987:A:C6	1:A:4051:G:O6	2.58	0.57
1:A:3504:A:N1	1:A:3505:A:N6	2.53	0.57
1:A:3536:G:H2'	1:A:3537:U:C6	2.40	0.57
1:A:3929:U:H2'	1:A:3930:C:O4'	2.04	0.57
3:BC:11:ILE:HD11	3:ND:111:GLU:N	2.19	0.57
3:BE:77:ASN:O	3:JB:77:ASN:ND2	2.38	0.57
3:CA:126:ASP:O	3:DH:105:ARG:NH2	2.36	0.57
3:CB:23:PRO:HA	3:CB:35:LEU:HD23	1.85	0.57
3:DD:116:LEU:HA	3:DD:121:LEU:HD12	1.87	0.57
3:DL:44:LEU:HD12	3:DL:44:LEU:O	2.05	0.57

Continued on next page...

Continued from previous page...

Atom-1	Atom-2	Interatomic distance (Å)	Clash overlap (Å)
3:EA:103:GLU:HA	3:LM:13:LYS:NZ	2.20	0.57
3:EB:114:ALA:HB3	3:MJ:8:LEU:HD22	1.87	0.57
3:FD:94:PHE:CE1	3:LH:125:ILE:HD11	2.40	0.57
3:FI:43:ALA:O	3:FI:44:LEU:HD22	2.05	0.57
3:FJ:48:VAL:HG13	3:FJ:68:ILE:CD1	2.35	0.57
3:FN:121:LEU:O	3:FN:125:ILE:HG22	2.05	0.57
3:GI:13:LYS:HD2	3:JC:106:ALA:HB3	1.87	0.57
3:IC:110:THR:CB	3:JN:11:ILE:HD12	2.35	0.57
3:IH:11:ILE:HD12	3:NG:110:THR:HB	1.87	0.57
3:JA:112:LEU:O	3:JA:116:LEU:HD23	2.04	0.57
3:JG:48:VAL:HG11	3:LD:115:LEU:CD1	2.34	0.57
3:JL:41:VAL:O	3:JL:45:GLU:OE1	2.23	0.57
3:KB:41:VAL:O	3:KB:44:LEU:HG	2.04	0.57
3:KJ:13:LYS:HE2	3:LE:103:GLU:HA	1.87	0.57
3:LM:6:VAL:HG12	3:LM:8:LEU:CD2	2.35	0.57
1:A:2180:C:H2'	1:A:2181:U:O4'	2.05	0.56
1:A:2490:A:H3'	1:A:2491:A:C5'	2.35	0.56
1:A:2631:G:O2'	3:GC:65:GLN:OE1	2.19	0.56
1:A:2923:G:O2'	1:A:2924:A:O4'	2.22	0.56
3:BB:18:THR:O	3:BB:19:LEU:HD22	2.05	0.56
3:BG:132:TYR:HD2	3:ID:132:TYR:HH	1.51	0.56
3:CB:114:ALA:CB	3:HC:8:LEU:HD12	2.34	0.56
3:CN:119:PRO:HA	3:CN:122:ILE:HG22	1.87	0.56
3:DF:13:LYS:HD2	3:DF:13:LYS:N	2.20	0.56
3:EG:22:ASN:ND2	3:EG:38:ALA:HA	2.20	0.56
3:FF:103:GLU:N	3:FF:103:GLU:OE1	2.38	0.56
3:FI:3:LEU:HD21	3:FI:33:ALA:HB1	1.87	0.56
3:GI:11:ILE:HG22	3:GI:17:GLN:C	2.25	0.56
3:GI:11:ILE:HD12	3:JC:110:THR:OG1	2.05	0.56
3:GI:110:THR:CB	3:JC:11:ILE:HD12	2.35	0.56
3:HD:48:VAL:HG12	3:HD:68:ILE:HD12	1.87	0.56
3:HE:11:ILE:HG23	3:HE:17:GLN:HB2	1.87	0.56
3:HN:126:ASP:OD1	3:ID:106:ALA:HB2	2.04	0.56
3:IC:11:ILE:HG22	3:IC:17:GLN:O	2.05	0.56
3:IC:18:THR:O	3:IC:19:LEU:HD22	2.05	0.56
3:IE:11:ILE:HG23	3:IE:17:GLN:HB2	1.87	0.56
3:IG:105:ARG:NH1	3:JJ:126:ASP:C	2.58	0.56
3:IJ:62:TYR:CD1	3:NE:128:LEU:CD2	2.88	0.56
3:IM:91:ASP:OD1	3:IM:93:THR:HG23	2.05	0.56
3:JF:64:VAL:HG11	3:KA:125:ILE:HD11	1.87	0.56
3:JM:79:SER:OG	3:JM:81:ASP:OD2	2.23	0.56

Continued on next page...

Continued from previous page...

Atom-1	Atom-2	Interatomic distance (Å)	Clash overlap (Å)
3:KJ:18:THR:C	3:KJ:19:LEU:HD22	2.25	0.56
3:LI:3:LEU:HD23	3:LI:3:LEU:H	1.70	0.56
3:NA:17:GLN:N	3:NA:17:GLN:OE1	2.38	0.56
3:NA:18:THR:C	3:NA:19:LEU:HD22	2.26	0.56
1:A:634:A:O3'	3:HJ:69:GLN:NE2	2.36	0.56
1:A:725:U:N3	1:A:726:G:N7	2.53	0.56
1:A:963:U:C2	1:A:1048:G:O6	2.58	0.56
1:A:2192:U:H2'	1:A:2193:A:C8	2.40	0.56
1:A:2916:G:H2'	1:A:2917:C:O4'	2.04	0.56
1:A:3537:U:C2	1:A:3538:C:C5	2.94	0.56
1:A:3994:G:O3'	1:A:3997:A:N6	2.38	0.56
3:BB:86:ARG:HH12	3:MA:101:THR:HG23	1.70	0.56
3:BI:11:ILE:HG22	3:BI:17:GLN:C	2.26	0.56
3:CA:39:GLY:N	3:CA:45:GLU:OE2	2.38	0.56
3:CA:114:ALA:HB3	3:DH:8:LEU:HD12	1.87	0.56
3:CC:120:LEU:HD22	3:CC:121:LEU:HD12	1.86	0.56
3:CD:125:ILE:HD12	3:HA:94:PHE:HD2	1.69	0.56
3:CL:110:THR:CB	3:HH:11:ILE:HD12	2.35	0.56
3:DB:125:ILE:HD11	3:DK:96:PHE:CZ	2.41	0.56
3:DG:62:TYR:CD1	3:EJ:128:LEU:HD23	2.41	0.56
3:FC:75:THR:HG22	3:FC:82:PRO:CG	2.35	0.56
3:FE:55:PRO:HD3	3:FE:62:TYR:HE1	1.70	0.56
3:FI:109:ARG:NH2	3:KE:125:ILE:H	2.03	0.56
3:FJ:64:VAL:HG11	3:HF:125:ILE:HG22	1.85	0.56
3:GC:79:SER:O	3:GC:80:CYS:HB2	2.05	0.56
3:HN:132:TYR:CE1	3:ID:26:VAL:HG21	2.39	0.56
3:II:18:THR:C	3:II:19:LEU:HD22	2.25	0.56
3:JI:129:ASN:OD1	3:KN:24:ARG:NE	2.38	0.56
3:KB:60:LYS:HB2	3:KB:61:ASN:CB	2.35	0.56
3:LE:127:GLN:N	3:LE:127:GLN:OE1	2.38	0.56
3:LG:106:ALA:HB3	3:MG:13:LYS:CE	2.35	0.56
3:LJ:69:GLN:OE1	3:LJ:89:TYR:CD2	2.58	0.56
1:A:331:C:H3'	1:A:332:U:H5'	1.87	0.56
1:A:365:A:OP2	1:A:368:U:N3	2.38	0.56
1:A:759:A:HO2'	1:A:760:C:C5'	2.18	0.56
1:A:1271:U:O4	1:A:1276:C:N3	2.38	0.56
1:A:1841:C:H2'	1:A:1842:U:C6	2.41	0.56
1:A:2328:G:H21	3:HC:59:ARG:HH22	1.53	0.56
1:A:3244:U:H4'	3:KK:57:ARG:HE	1.70	0.56
1:A:3923:G:N2	1:A:4162:U:O2'	2.34	0.56
1:A:3926:G:O4'	1:A:4160:A:N6	2.38	0.56

Continued on next page...

Continued from previous page...

Atom-1	Atom-2	Interatomic distance (Å)	Clash overlap (Å)
1:A:3993:A:N6	1:A:3999:C:H42	2.02	0.56
3:BB:8:LEU:CD1	3:MA:114:ALA:HB3	2.35	0.56
3:BB:110:THR:OG1	3:MA:11:ILE:HD12	2.04	0.56
3:BD:60:LYS:HB2	3:BD:61:ASN:CB	2.36	0.56
3:BG:23:PRO:HA	3:BG:35:LEU:HD23	1.87	0.56
3:BH:11:ILE:HD11	3:IL:111:GLU:N	2.19	0.56
3:BH:55:PRO:HD3	3:BH:62:TYR:CE2	2.40	0.56
3:BI:111:GLU:N	3:HM:11:ILE:HD11	2.20	0.56
3:BI:118:SER:O	3:BI:122:ILE:HG12	2.05	0.56
3:BJ:125:ILE:HD13	3:BN:64:VAL:HG11	1.87	0.56
3:CD:20:VAL:O	3:CD:37:GLN:NE2	2.37	0.56
3:CH:114:ALA:HB1	3:HL:8:LEU:HD12	1.86	0.56
3:CJ:107:PHE:CZ	3:HJ:19:LEU:HD21	2.40	0.56
3:DB:3:LEU:CD1	3:DB:35:LEU:HD11	2.35	0.56
3:DD:37:GLN:NE2	3:DD:38:ALA:O	2.39	0.56
3:DF:3:LEU:HD23	3:DF:3:LEU:H	1.71	0.56
3:DF:41:VAL:O	3:DF:44:LEU:HG	2.05	0.56
3:DG:103:GLU:OE2	3:DG:103:GLU:HA	2.05	0.56
3:DH:111:GLU:O	3:DH:115:LEU:HD23	2.05	0.56
3:DJ:52:VAL:O	3:DJ:52:VAL:HG13	2.05	0.56
3:DK:24:ARG:NE	3:DK:36:SER:OG	2.38	0.56
3:DL:118:SER:O	3:DL:122:ILE:HG12	2.05	0.56
3:DM:129:ASN:OD1	3:EN:24:ARG:NH2	2.38	0.56
3:EA:106:ALA:CB	3:LM:13:LYS:HD3	2.34	0.56
3:EC:11:ILE:HG22	3:EC:17:GLN:O	2.06	0.56
3:EE:86:ARG:CZ	3:LI:99:TYR:O	2.54	0.56
3:FB:115:LEU:C	3:FB:121:LEU:HD12	2.25	0.56
3:FH:58:ASN:O	3:FH:59:ARG:NH2	2.37	0.56
3:FH:99:TYR:OH	3:FI:84:VAL:HG12	2.05	0.56
3:FJ:132:TYR:CE1	3:HF:26:VAL:HG11	2.41	0.56
3:FN:115:LEU:CD2	3:HB:8:LEU:HD21	2.35	0.56
3:GB:60:LYS:N	3:GB:61:ASN:HB3	2.19	0.56
3:GC:94:PHE:HB3	3:GC:105:ARG:HH22	1.71	0.56
3:GD:11:ILE:HG22	3:GD:17:GLN:C	2.26	0.56
3:GD:68:ILE:HD11	3:KF:111:GLU:OE2	2.04	0.56
3:GE:19:LEU:HD11	3:GE:37:GLN:HG2	1.86	0.56
3:GL:111:GLU:OE2	3:HG:19:LEU:HD22	2.05	0.56
3:HE:11:ILE:HG22	3:HE:17:GLN:O	2.05	0.56
3:HG:111:GLU:O	3:HG:115:LEU:HD23	2.04	0.56
3:HJ:41:VAL:O	3:HJ:45:GLU:OE1	2.24	0.56
3:HN:131:ALA:O	3:HN:132:TYR:CD1	2.58	0.56

Continued on next page...

Continued from previous page...

Atom-1	Atom-2	Interatomic distance (Å)	Clash overlap (Å)
3:IE:8:LEU:HD23	3:JL:114:ALA:CB	2.36	0.56
3:IG:103:GLU:HA	3:JJ:13:LYS:CE	2.35	0.56
3:IJ:11:ILE:HD11	3:NE:111:GLU:N	2.21	0.56
3:IM:125:ILE:HD13	3:JM:94:PHE:CE2	2.39	0.56
3:IN:65:GLN:OE1	3:IN:93:THR:OG1	2.17	0.56
3:JC:34:SER:C	3:JC:35:LEU:HD12	2.25	0.56
3:JF:11:ILE:HG23	3:JF:17:GLN:HB2	1.88	0.56
3:JJ:6:VAL:HG12	3:JJ:8:LEU:CD2	2.35	0.56
3:JL:11:ILE:HG23	3:JL:17:GLN:HB2	1.88	0.56
3:JN:102:ASP:OD1	3:JN:103:GLU:N	2.38	0.56
3:KH:11:ILE:HG22	3:KH:17:GLN:O	2.05	0.56
3:KL:18:THR:O	3:KL:19:LEU:HD22	2.05	0.56
3:KM:52:VAL:HG23	3:KM:52:VAL:O	2.04	0.56
3:KM:97:THR:HG23	3:MF:86:ARG:HH21	1.70	0.56
3:LA:114:ALA:CB	3:MD:8:LEU:HD12	2.33	0.56
3:LC:27:ASN:OD1	3:LC:29:THR:N	2.33	0.56
3:LD:48:VAL:HG22	3:LD:68:ILE:CD1	2.35	0.56
3:LG:87:GLN:OE1	3:LG:89:TYR:OH	2.22	0.56
3:LG:108:VAL:HG12	3:MG:70:ASN:ND2	2.20	0.56
3:LH:41:VAL:O	3:LH:45:GLU:OE1	2.23	0.56
3:MI:118:SER:O	3:MI:122:ILE:HG12	2.05	0.56
3:MM:125:ILE:HG23	3:MM:126:ASP:N	2.18	0.56
3:NB:99:TYR:OH	3:NC:84:VAL:HG22	2.05	0.56
1:A:1231:C:O2'	1:A:1232:C:OP1	2.17	0.56
1:A:1973:U:O4	1:A:1974:A:N6	2.39	0.56
1:A:2428:A:H2'	1:A:2429:A:C8	2.40	0.56
1:A:2454:A:N6	1:A:2468:G:O6	2.38	0.56
1:A:2470:C:HO2'	1:A:2471:C:P	2.22	0.56
1:A:2704:A:O2'	1:A:2705:U:O5'	2.18	0.56
1:A:2831:A:N1	1:A:2832:A:N6	2.53	0.56
1:A:3829:U:O4	3:FE:57:ARG:NH2	2.39	0.56
3:BJ:112:LEU:O	3:BJ:116:LEU:HD23	2.06	0.56
3:CB:13:LYS:HZ1	3:HC:103:GLU:CA	2.18	0.56
3:CF:8:LEU:HD22	3:GM:114:ALA:HB1	1.87	0.56
3:CM:64:VAL:HG11	3:NA:125:ILE:CD1	2.35	0.56
3:DM:11:ILE:HD11	3:EM:111:GLU:N	2.19	0.56
3:DN:60:LYS:HD3	3:DN:98:GLN:HG2	1.86	0.56
3:EG:132:TYR:CE2	3:GC:26:VAL:HG21	2.40	0.56
3:EN:116:LEU:HA	3:EN:121:LEU:HD12	1.87	0.56
3:GG:111:GLU:N	3:JE:11:ILE:HD11	2.21	0.56
3:HD:6:VAL:HG12	3:HD:8:LEU:HD21	1.85	0.56

Continued on next page...

Continued from previous page...

Atom-1	Atom-2	Interatomic distance (Å)	Clash overlap (Å)
3:HG:48:VAL:HG22	3:HG:68:ILE:HG23	1.86	0.56
3:HI:100:SER:HA	3:II:86:ARG:NH1	2.19	0.56
3:HN:12:GLY:N	3:ID:110:THR:HG21	2.19	0.56
3:IB:115:LEU:HD22	3:IK:8:LEU:HD11	1.86	0.56
3:IH:52:VAL:HG23	3:IH:64:VAL:HG22	1.86	0.56
3:IJ:115:LEU:HD22	3:NE:8:LEU:CD2	2.36	0.56
3:IL:11:ILE:HG22	3:IL:17:GLN:C	2.25	0.56
3:IN:81:ASP:OD1	3:JM:86:ARG:NH1	2.38	0.56
3:JA:72:THR:HB	3:JA:86:ARG:HB3	1.87	0.56
3:JB:97:THR:N	3:JB:100:SER:OG	2.38	0.56
3:JK:3:LEU:HD23	3:KN:131:ALA:HB1	1.86	0.56
3:KC:74:CYS:HA	3:LD:80:CYS:HB3	1.87	0.56
3:KI:95:SER:C	3:KI:96:PHE:HD1	2.09	0.56
3:KM:123:ASP:OD1	3:KM:129:ASN:OD1	2.22	0.56
3:LC:41:VAL:O	3:LC:44:LEU:HG	2.06	0.56
3:LD:48:VAL:HG13	3:LD:68:ILE:CD1	2.36	0.56
3:LE:47:ARG:O	3:LE:68:ILE:HD12	2.05	0.56
3:LI:56:SER:N	3:LI:59:ARG:O	2.33	0.56
3:MA:97:THR:O	3:MA:100:SER:OG	2.18	0.56
3:ME:52:VAL:HG11	3:NH:130:PRO:HG3	1.88	0.56
3:ML:79:SER:OG	3:ML:81:ASP:OD1	2.22	0.56
3:MM:41:VAL:O	3:MM:44:LEU:HG	2.04	0.56
3:NF:79:SER:O	3:NF:80:CYS:SG	2.63	0.56
3:NH:52:VAL:HG12	3:NH:64:VAL:HG13	1.87	0.56
1:A:435:G:P	3:MM:63:LYS:HZ3	2.27	0.56
1:A:2656:A:C2'	1:A:2657:A:O5'	2.54	0.56
1:A:2870:U:O2	1:A:2887:G:C6	2.57	0.56
2:M:127:PHE:O	2:M:131:LEU:HD23	2.05	0.56
3:BJ:105:ARG:CZ	3:BN:128:LEU:HD11	2.36	0.56
3:BL:128:LEU:CD2	3:CG:62:TYR:CD2	2.89	0.56
3:CB:126:ASP:OD2	3:HC:106:ALA:HB2	2.06	0.56
3:CG:11:ILE:HG23	3:CG:17:GLN:CD	2.26	0.56
3:CM:34:SER:C	3:CM:35:LEU:HD22	2.25	0.56
3:CN:121:LEU:C	3:DD:109:ARG:HH12	2.08	0.56
3:DK:18:THR:O	3:DK:19:LEU:HD22	2.06	0.56
3:DK:125:ILE:HG23	3:DK:126:ASP:N	2.21	0.56
3:EA:41:VAL:HG13	3:EA:44:LEU:HD11	1.87	0.56
3:EI:7:THR:C	3:EI:8:LEU:HD22	2.26	0.56
3:EK:98:GLN:O	3:EL:42:PRO:HD2	2.06	0.56
3:EK:114:ALA:CB	3:FM:8:LEU:HD22	2.35	0.56
3:EL:102:ASP:OD1	3:EL:103:GLU:N	2.39	0.56

Continued on next page...

Continued from previous page...

Atom-1	Atom-2	Interatomic distance (Å)	Clash overlap (Å)
3:FH:114:ALA:HB3	3:FK:8:LEU:HD13	1.87	0.56
3:FJ:115:LEU:HD22	3:HF:8:LEU:CD1	2.36	0.56
3:FL:101:THR:CG2	3:FL:104:GLU:OE1	2.54	0.56
3:GJ:56:SER:O	3:GJ:59:ARG:O	2.23	0.56
3:HA:118:SER:O	3:HA:122:ILE:HG12	2.06	0.56
3:HD:127:GLN:N	3:HD:127:GLN:OE1	2.39	0.56
3:IB:125:ILE:HG23	3:IB:126:ASP:N	2.20	0.56
3:IG:58:ASN:O	3:IG:59:ARG:NH1	2.39	0.56
3:JM:41:VAL:HG13	3:JM:44:LEU:HD11	1.87	0.56
3:KF:125:ILE:HG23	3:KF:126:ASP:N	2.20	0.56
3:KM:122:ILE:HA	3:MF:109:ARG:NH1	2.20	0.56
3:MA:63:LYS:HD2	3:MA:93:THR:CG2	2.35	0.56
3:MA:115:LEU:HG	3:MA:121:LEU:HD11	1.87	0.56
3:MB:84:VAL:HG22	3:MB:87:GLN:NE2	2.20	0.56
3:MJ:99:TYR:OH	3:MK:84:VAL:HG12	2.05	0.56
3:MN:26:VAL:HG13	3:MN:26:VAL:O	2.05	0.56
1:A:2507:U:H2'	1:A:2508:A:H3'	1.87	0.56
1:A:4080:G:H2'	1:A:4081:U:O4'	2.06	0.56
3:BD:126:ASP:HB2	3:JB:105:ARG:CZ	2.35	0.56
3:BF:11:ILE:HG22	3:BF:17:GLN:C	2.26	0.56
3:CK:112:LEU:HD23	3:NC:116:LEU:HD21	1.88	0.56
3:CL:79:SER:HA	3:NC:75:THR:O	2.06	0.56
3:CM:128:LEU:HD23	3:NA:62:TYR:HD2	1.69	0.56
3:DD:115:LEU:HD22	3:DD:121:LEU:HD11	1.87	0.56
3:DL:86:ARG:NH1	3:MN:101:THR:HG23	2.20	0.56
3:EE:47:ARG:HH22	3:EE:49:THR:HG22	1.70	0.56
3:EJ:3:LEU:H	3:EJ:3:LEU:HD23	1.70	0.56
3:EL:18:THR:O	3:EL:19:LEU:HD22	2.05	0.56
3:FE:129:ASN:OD1	3:KJ:24:ARG:NH1	2.38	0.56
3:GE:11:ILE:HG23	3:GE:17:GLN:HB2	1.88	0.56
3:GH:11:ILE:HD12	3:KB:110:THR:CB	2.36	0.56
3:GI:132:TYR:CA	3:JC:3:LEU:HD23	2.35	0.56
3:HD:11:ILE:HG22	3:HD:17:GLN:C	2.25	0.56
3:HF:122:ILE:O	3:HF:126:ASP:CB	2.53	0.56
3:IE:107:PHE:O	3:IE:111:GLU:OE1	2.24	0.56
3:IF:41:VAL:O	3:IF:44:LEU:HG	2.05	0.56
3:IG:10:ASN:OD1	3:IG:15:GLY:CA	2.54	0.56
3:LB:125:ILE:HG23	3:LB:126:ASP:N	2.21	0.56
3:MB:8:LEU:O	3:MB:18:THR:HG23	2.06	0.56
3:MB:70:ASN:HB3	3:MB:88:ALA:HB3	1.86	0.56
1:A:1131:U:O2	1:A:1151:G:C2	2.59	0.56

Continued on next page...

Continued from previous page...

Atom-1	Atom-2	Interatomic distance (Å)	Clash overlap (Å)
1:A:2350:G:H2'	1:A:2351:C:C6	2.40	0.56
1:A:3240:G:H2'	1:A:3241:A:O4'	2.06	0.56
1:A:3540:U:P	3:GD:57:ARG:HG2	2.46	0.56
1:A:3797:G:C2	3:KK:57:ARG:HB2	2.41	0.56
3:BB:111:GLU:CD	3:MA:68:ILE:HD11	2.26	0.56
3:BK:110:THR:HB	3:HK:11:ILE:HD12	1.87	0.56
3:CB:13:LYS:NZ	3:HC:103:GLU:OE2	2.32	0.56
3:CC:86:ARG:HH22	3:DF:99:TYR:CA	2.19	0.56
3:CM:24:ARG:HH22	3:HH:129:ASN:HA	1.71	0.56
3:CM:125:ILE:CD1	3:NA:64:VAL:HG11	2.36	0.56
3:CM:128:LEU:HD11	3:NA:105:ARG:HD2	1.88	0.56
3:DA:80:CYS:HB3	3:DD:74:CYS:HA	1.87	0.56
3:DA:99:TYR:OH	3:DB:82:PRO:N	2.38	0.56
3:DB:34:SER:C	3:DB:35:LEU:HD12	2.26	0.56
3:DM:3:LEU:HD22	3:EM:131:ALA:HB1	1.88	0.56
3:EB:6:VAL:HG12	3:EB:8:LEU:HD22	1.87	0.56
3:EE:102:ASP:OD2	3:LI:13:LYS:NZ	2.33	0.56
3:EF:5:THR:HG23	3:EF:5:THR:O	2.06	0.56
3:EG:8:LEU:HD22	3:GC:114:ALA:HB1	1.87	0.56
3:EK:56:SER:OG	3:EK:59:ARG:N	2.38	0.56
3:EM:28:PRO:HG3	3:FA:26:VAL:HG11	1.88	0.56
3:FA:46:LYS:HD3	3:FA:71:PRO:HD2	1.88	0.56
3:FJ:54:GLN:O	3:FJ:59:ARG:HG3	2.06	0.56
3:FJ:106:ALA:HA	3:FJ:109:ARG:HG2	1.88	0.56
3:FM:3:LEU:HD23	3:FM:3:LEU:H	1.69	0.56
3:GF:132:TYR:OH	3:KC:26:VAL:HG13	2.06	0.56
3:GH:41:VAL:HG23	3:GH:44:LEU:HB2	1.88	0.56
3:GJ:41:VAL:O	3:GJ:44:LEU:HG	2.06	0.56
3:HG:119:PRO:HA	3:HG:122:ILE:HD12	1.87	0.56
3:HI:62:TYR:HD2	3:II:128:LEU:CD2	2.19	0.56
3:IB:56:SER:OG	3:IB:59:ARG:NE	2.35	0.56
3:JA:14:ASP:OD2	3:JA:16:LYS:N	2.39	0.56
3:JE:11:ILE:HG22	3:JE:17:GLN:C	2.26	0.56
3:JE:96:PHE:CE2	3:JE:105:ARG:HG3	2.41	0.56
3:JE:102:ASP:HA	3:JE:105:ARG:NH1	2.21	0.56
3:JN:128:LEU:HD12	3:JN:128:LEU:N	2.20	0.56
3:KG:11:ILE:HG22	3:KG:17:GLN:O	2.05	0.56
3:LN:116:LEU:HA	3:MI:109:ARG:CZ	2.36	0.56
3:NG:91:ASP:O	3:NG:91:ASP:OD1	2.24	0.56
1:A:366:U:O2'	1:A:816:U:O3'	2.24	0.56
1:A:2802:C:N3	1:A:2824:C:N4	2.54	0.56

Continued on next page...

Continued from previous page...

Atom-1	Atom-2	Interatomic distance (Å)	Clash overlap (Å)
1:A:3039:A:C2	1:A:3044:U:C6	2.94	0.56
1:A:3242:G:OP1	3:KK:30:ASN:ND2	2.39	0.56
1:A:3411:G:H2'	1:A:3412:U:O4'	2.06	0.56
1:A:3758:U:O4	3:FD:57:ARG:NH1	2.34	0.56
3:BD:8:LEU:HD22	3:JB:114:ALA:HB1	1.87	0.56
3:BD:105:ARG:NE	3:JB:128:LEU:HD11	2.20	0.56
3:BH:116:LEU:CD1	3:IL:112:LEU:HD22	2.36	0.56
3:CB:18:THR:O	3:CB:19:LEU:HD22	2.06	0.56
3:CK:60:LYS:H	3:CK:61:ASN:HB3	1.70	0.56
3:CL:26:VAL:HG11	3:HH:132:TYR:CZ	2.41	0.56
3:DC:8:LEU:HD22	3:EN:114:ALA:HB1	1.87	0.56
3:DI:81:ASP:OD2	3:DK:99:TYR:CE2	2.59	0.56
3:DM:48:VAL:HG13	3:DM:68:ILE:CD1	2.36	0.56
3:EB:111:GLU:CD	3:MJ:68:ILE:HD13	2.26	0.56
3:EC:110:THR:OG1	3:LK:11:ILE:HD12	2.05	0.56
3:FB:8:LEU:HD22	3:LJ:114:ALA:CB	2.36	0.56
3:FC:132:TYR:CE2	3:GC:26:VAL:HG22	2.41	0.56
3:FF:126:ASP:O	3:LF:105:ARG:NE	2.38	0.56
3:FI:89:TYR:HB2	3:KE:95:SER:OG	2.06	0.56
3:FJ:109:ARG:NH2	3:HF:125:ILE:HG13	2.21	0.56
3:GC:10:ASN:OD1	3:GC:15:GLY:C	2.44	0.56
3:GC:26:VAL:O	3:GC:26:VAL:HG23	2.06	0.56
3:GJ:128:LEU:CD2	3:GN:62:TYR:CD2	2.89	0.56
3:HA:4:GLU:O	3:HA:6:VAL:HG23	2.06	0.56
3:IB:52:VAL:HG23	3:IB:64:VAL:HG22	1.87	0.56
3:IB:79:SER:OG	3:IB:81:ASP:OD1	2.24	0.56
3:ID:55:PRO:CD	3:ID:62:TYR:HD1	2.18	0.56
3:ID:112:LEU:O	3:ID:116:LEU:HD23	2.06	0.56
3:ID:118:SER:O	3:ID:122:ILE:HG12	2.06	0.56
3:IE:55:PRO:HB3	3:IE:60:LYS:CD	2.36	0.56
3:IK:127:GLN:HB2	3:IK:129:ASN:OD1	2.05	0.56
3:KK:130:PRO:HG3	3:MH:52:VAL:HG11	1.88	0.56
3:LD:21:LEU:HD21	3:LD:48:VAL:HG21	1.87	0.56
3:ME:74:CYS:HA	3:NI:80:CYS:HB3	1.88	0.56
3:NE:125:ILE:HG23	3:NE:126:ASP:N	2.21	0.56
1:A:1312:G:H22	1:A:1317:G:N2	2.03	0.56
1:A:1832:U:P	3:JA:59:ARG:NH2	2.79	0.56
1:A:2039:U:P	3:KB:59:ARG:HH22	2.29	0.56
2:M:228:HIS:O	2:M:232:GLN:OE1	2.22	0.56
3:BB:55:PRO:HD3	3:BB:62:TYR:CD1	2.41	0.56
3:BB:103:GLU:HA	3:MA:13:LYS:HZ3	1.68	0.56

Continued on next page...

Continued from previous page...

Atom-1	Atom-2	Interatomic distance (Å)	Clash overlap (Å)
3:BC:18:THR:C	3:BC:19:LEU:HD12	2.26	0.56
3:BE:48:VAL:HG22	3:BE:68:ILE:HD12	1.87	0.56
3:BF:110:THR:HB	3:IN:11:ILE:HD12	1.87	0.56
3:BG:14:ASP:OD2	3:BG:15:GLY:N	2.38	0.56
3:BH:61:ASN:ND2	3:BH:96:PHE:O	2.39	0.56
3:BK:26:VAL:O	3:CG:132:TYR:OH	2.24	0.56
3:BM:60:LYS:HB2	3:BM:61:ASN:CB	2.35	0.56
3:CB:101:THR:HG22	3:CC:41:VAL:HG22	1.88	0.56
3:DA:75:THR:O	3:MN:79:SER:HA	2.06	0.56
3:DM:8:LEU:HD12	3:EM:114:ALA:CB	2.36	0.56
3:EC:119:PRO:HA	3:EC:122:ILE:HD12	1.88	0.56
3:ED:44:LEU:HD22	3:EF:98:GLN:O	2.06	0.56
3:ED:131:ALA:HB1	3:EH:3:LEU:CD2	2.36	0.56
3:EE:72:THR:CG2	3:EE:86:ARG:HB2	2.36	0.56
3:EI:52:VAL:O	3:EI:52:VAL:HG23	2.06	0.56
3:EL:52:VAL:HG23	3:EL:64:VAL:CG2	2.35	0.56
3:GF:105:ARG:NH2	3:KD:126:ASP:O	2.35	0.56
3:GG:97:THR:HG23	3:GG:100:SER:N	2.21	0.56
3:HF:11:ILE:HG23	3:HF:17:GLN:HB2	1.88	0.56
3:HI:26:VAL:HG11	3:II:132:TYR:HE1	1.71	0.56
3:IM:3:LEU:HD22	3:JM:131:ALA:HB1	1.88	0.56
3:JL:11:ILE:HG22	3:JL:17:GLN:C	2.24	0.56
3:KH:131:ALA:O	3:KH:132:TYR:CD1	2.59	0.56
3:KI:96:PHE:CE2	3:KI:105:ARG:HG2	2.41	0.56
3:LI:60:LYS:H	3:LI:61:ASN:HB2	1.71	0.56
3:MD:41:VAL:O	3:MD:44:LEU:HG	2.06	0.56
3:MD:60:LYS:CB	3:MD:61:ASN:HB2	2.36	0.56
3:MH:20:VAL:O	3:MH:20:VAL:HG13	2.05	0.56
3:ND:52:VAL:O	3:ND:52:VAL:HG23	2.05	0.56
3:NJ:48:VAL:HG23	3:NJ:68:ILE:CG1	2.36	0.56
1:A:903:C:P	3:II:60:LYS:HZ3	2.24	0.56
1:A:2329:C:C4'	3:HC:59:ARG:HE	2.19	0.56
1:A:2835:A:H61	1:A:2850:G:P	2.29	0.56
1:A:3243:G:N2	1:A:3802:A:N1	2.54	0.56
1:A:3537:U:H2'	1:A:3538:C:C6	2.41	0.56
1:A:3930:C:N3	1:A:3931:U:N3	2.54	0.56
2:M:208:TYR:CE2	3:B:27:ASN:ND2	2.73	0.56
3:BC:8:LEU:HD23	3:ND:114:ALA:HB3	1.88	0.56
3:BC:11:ILE:HD12	3:ND:110:THR:HB	1.86	0.56
3:BC:111:GLU:CD	3:ND:68:ILE:HD13	2.27	0.56
3:BI:120:LEU:CD1	3:HM:6:VAL:HG21	2.35	0.56

Continued on next page...

Continued from previous page...

Atom-1	Atom-2	Interatomic distance (Å)	Clash overlap (Å)
3:BK:4:GLU:O	3:BK:6:VAL:HG23	2.06	0.56
3:CD:101:THR:HG23	3:CD:104:GLU:H	1.70	0.56
3:CM:103:GLU:OE2	3:NA:13:LYS:HE2	2.06	0.56
3:DC:123:ASP:OD2	3:DC:129:ASN:ND2	2.38	0.56
3:DE:84:VAL:HG22	3:DE:87:GLN:NE2	2.20	0.56
3:DG:56:SER:OG	3:DG:58:ASN:OD1	2.11	0.56
3:EB:37:GLN:HB3	3:EB:45:GLU:OE2	2.06	0.56
3:EC:105:ARG:CD	3:LK:125:ILE:O	2.53	0.56
3:EK:125:ILE:HD13	3:FM:94:PHE:CD1	2.41	0.56
3:FM:20:VAL:C	3:FM:21:LEU:HD22	2.25	0.56
3:GD:13:LYS:HZ3	3:KF:103:GLU:CD	2.09	0.56
3:GM:60:LYS:N	3:GM:61:ASN:HB3	2.21	0.56
3:HI:106:ALA:HB3	3:II:13:LYS:HD2	1.88	0.56
3:IE:11:ILE:HG22	3:IE:17:GLN:C	2.26	0.56
3:IK:118:SER:O	3:IK:122:ILE:HG12	2.05	0.56
3:JB:10:ASN:O	3:JB:11:ILE:HD13	2.06	0.56
3:JK:122:ILE:HD13	3:KN:109:ARG:CZ	2.36	0.56
3:KB:102:ASP:OD1	3:KB:103:GLU:N	2.39	0.56
3:KL:80:CYS:HB3	3:MH:74:CYS:HA	1.87	0.56
3:LA:8:LEU:HD12	3:MD:114:ALA:CB	2.36	0.56
3:LC:99:TYR:OH	3:LD:84:VAL:N	2.36	0.56
3:LL:8:LEU:HB3	3:LL:11:ILE:HD11	1.87	0.56
3:MG:11:ILE:HG22	3:MG:17:GLN:C	2.25	0.56
3:MG:20:VAL:HG23	3:MG:38:ALA:HB2	1.89	0.56
3:MI:102:ASP:OD1	3:MI:103:GLU:N	2.39	0.56
3:MJ:41:VAL:O	3:MJ:44:LEU:HG	2.06	0.56
3:MJ:56:SER:O	3:MJ:59:ARG:O	2.23	0.56
3:ML:5:THR:HG23	3:ML:22:ASN:OD1	2.06	0.56
3:ML:98:GLN:OE1	3:ML:99:TYR:CE2	2.59	0.56
3:NE:41:VAL:O	3:NE:44:LEU:HG	2.06	0.56
1:A:2249:C:O3'	3:HE:57:ARG:NH2	2.39	0.55
1:A:2833:C:H2'	1:A:2834:G:O4'	2.06	0.55
1:A:2922:A:C5	1:A:2923:G:H1'	2.41	0.55
1:A:2923:G:O2'	1:A:2924:A:P	2.64	0.55
1:A:3340:A:H2'	1:A:3341:G:C4	2.41	0.55
1:A:3609:G:O6	1:A:3645:U:C5	2.59	0.55
3:BD:68:ILE:HD12	3:JB:111:GLU:OE1	2.06	0.55
3:BI:3:LEU:HD21	3:HM:131:ALA:HB1	1.88	0.55
3:BL:110:THR:CB	3:CG:11:ILE:HD12	2.36	0.55
3:BM:101:THR:HB	3:BM:103:GLU:OE1	2.06	0.55
3:CA:122:ILE:HD13	3:DH:109:ARG:CZ	2.36	0.55

Continued on next page...

Continued from previous page...

Atom-1	Atom-2	Interatomic distance (Å)	Clash overlap (Å)
3:CK:41:VAL:O	3:CK:44:LEU:HG	2.05	0.55
3:DG:64:VAL:HG11	3:EJ:125:ILE:HG22	1.88	0.55
3:ED:22:ASN:C	3:ED:35:LEU:HD13	2.26	0.55
3:EE:17:GLN:HE22	3:EE:19:LEU:HD23	1.70	0.55
3:EF:55:PRO:HG3	3:EF:62:TYR:CE2	2.42	0.55
3:EG:126:ASP:OD1	3:GC:102:ASP:OD2	2.23	0.55
3:EJ:58:ASN:OD1	3:EJ:58:ASN:N	2.30	0.55
3:FE:18:THR:C	3:FE:19:LEU:HD22	2.26	0.55
3:FE:60:LYS:HB2	3:FE:61:ASN:CB	2.37	0.55
3:GL:112:LEU:HD22	3:HG:116:LEU:HD12	1.89	0.55
3:JC:49:THR:HG21	3:JC:67:LYS:HE3	1.87	0.55
3:JI:110:THR:HB	3:LB:11:ILE:HD12	1.88	0.55
3:KJ:70:ASN:HD22	3:LE:108:VAL:HG12	1.71	0.55
3:KM:132:TYR:O	3:MF:3:LEU:HD13	2.05	0.55
3:LG:54:GLN:HB3	3:LG:55:PRO:HD2	1.88	0.55
3:MC:96:PHE:CE2	3:MC:105:ARG:HB2	2.41	0.55
3:MD:6:VAL:HG12	3:MD:8:LEU:HD22	1.88	0.55
3:MH:34:SER:C	3:MH:35:LEU:HD22	2.27	0.55
3:MM:3:LEU:HD12	3:MM:3:LEU:O	2.04	0.55
3:NG:27:ASN:OD1	3:NG:29:THR:N	2.38	0.55
1:A:464:G:N2	1:A:464:G:OP1	2.39	0.55
1:A:886:A:H2'	1:A:887:U:O4'	2.07	0.55
1:A:2688:C:N4	1:A:2763:C:H42	2.04	0.55
1:A:3107:U:O2'	3:MG:69:GLN:NE2	2.38	0.55
1:A:3574:C:O2	1:A:3913:G:N1	2.38	0.55
1:A:4092:A:H2'	1:A:4093:C:O4'	2.06	0.55
1:A:4152:G:O6	1:A:4168:A:N6	2.40	0.55
3:BB:18:THR:C	3:BB:19:LEU:HD22	2.26	0.55
3:CF:125:ILE:CG2	3:CF:126:ASP:N	2.70	0.55
3:CJ:105:ARG:HD2	3:HJ:128:LEU:HD11	1.87	0.55
3:CJ:105:ARG:NH2	3:HJ:126:ASP:O	2.39	0.55
3:CN:125:ILE:HD13	3:DD:64:VAL:HG11	1.88	0.55
3:DC:27:ASN:CG	3:DC:29:THR:HG1	2.05	0.55
3:DL:128:LEU:HD22	3:MN:62:TYR:CD2	2.41	0.55
3:EC:6:VAL:HG22	3:LK:120:LEU:HD11	1.89	0.55
3:EC:11:ILE:HD12	3:LK:110:THR:HB	1.89	0.55
3:EE:49:THR:OG1	3:EE:67:LYS:HB3	2.05	0.55
3:FB:64:VAL:HG11	3:LJ:125:ILE:CG1	2.36	0.55
3:GE:27:ASN:O	3:GE:27:ASN:OD1	2.24	0.55
3:GL:128:LEU:HD11	3:HG:105:ARG:NE	2.22	0.55
3:GM:11:ILE:HG22	3:GM:17:GLN:O	2.06	0.55

Continued on next page...

Continued from previous page...

Atom-1	Atom-2	Interatomic distance (Å)	Clash overlap (Å)
3:HB:60:LYS:HB2	3:HB:61:ASN:CB	2.35	0.55
3:HI:110:THR:CB	3:II:11:ILE:HD12	2.36	0.55
3:IB:11:ILE:HD12	3:IK:110:THR:CB	2.37	0.55
3:IC:60:LYS:HB2	3:IC:61:ASN:HB2	1.89	0.55
3:IF:129:ASN:OD1	3:NJ:24:ARG:NH2	2.40	0.55
3:JH:48:VAL:HG22	3:JH:68:ILE:HD12	1.88	0.55
3:KK:54:GLN:O	3:KK:56:SER:N	2.40	0.55
3:LM:62:TYR:HE2	3:LN:42:PRO:HG2	1.72	0.55
3:MG:30:ASN:OD1	3:MG:32:VAL:HG23	2.06	0.55
3:ND:27:ASN:CG	3:ND:29:THR:HG1	2.07	0.55
3:NJ:7:THR:C	3:NJ:8:LEU:HD22	2.27	0.55
1:A:485:C:H2'	1:A:486:G:C8	2.41	0.55
1:A:706:U:O2	1:A:726:G:N2	2.38	0.55
1:A:1425:A:C5	1:A:2603:A:O5'	2.59	0.55
1:A:3466:G:H2'	1:A:3467:G:O4'	2.06	0.55
3:BC:20:VAL:O	3:BC:20:VAL:HG13	2.06	0.55
3:BE:114:ALA:HB3	3:CE:8:LEU:CD1	2.36	0.55
3:BG:3:LEU:HD13	3:BG:23:PRO:HB2	1.88	0.55
3:BJ:102:ASP:OD1	3:BJ:103:GLU:N	2.39	0.55
3:CA:23:PRO:HA	3:CA:35:LEU:HD23	1.87	0.55
3:CK:48:VAL:HG11	3:NC:115:LEU:CD1	2.35	0.55
3:CL:28:PRO:HB3	3:NA:132:TYR:CZ	2.41	0.55
3:CM:8:LEU:CD1	3:NA:115:LEU:HD22	2.36	0.55
3:CM:125:ILE:HD11	3:NA:64:VAL:HG11	1.88	0.55
3:DB:8:LEU:HD21	3:DK:115:LEU:CD2	2.36	0.55
3:DE:59:ARG:NE	3:DE:61:ASN:HD22	2.03	0.55
3:EE:30:ASN:OD1	3:EE:32:VAL:HG12	2.05	0.55
3:FE:8:LEU:HD22	3:KI:115:LEU:CD2	2.37	0.55
3:FE:110:THR:OG1	3:KI:11:ILE:HG23	2.06	0.55
3:GG:55:PRO:HD3	3:GG:62:TYR:CE2	2.42	0.55
3:GJ:114:ALA:CB	3:GN:8:LEU:HD11	2.31	0.55
3:GM:48:VAL:HG13	3:GM:68:ILE:CD1	2.36	0.55
3:HB:20:VAL:HG23	3:HB:38:ALA:HB2	1.89	0.55
3:HH:99:TYR:OH	3:HI:84:VAL:N	2.36	0.55
3:HI:105:ARG:HD2	3:II:128:LEU:HD11	1.87	0.55
3:HM:34:SER:C	3:HM:35:LEU:HD12	2.26	0.55
3:IH:11:ILE:HG22	3:IH:17:GLN:C	2.27	0.55
3:JF:109:ARG:HG3	3:KA:116:LEU:HD11	1.88	0.55
3:JH:79:SER:HA	3:LD:75:THR:O	2.07	0.55
3:KN:27:ASN:ND2	3:KN:29:THR:HG1	2.03	0.55
3:MF:101:THR:HG23	3:MF:104:GLU:H	1.70	0.55

Continued on next page...

Continued from previous page...

Atom-1	Atom-2	Interatomic distance (Å)	Clash overlap (Å)
3:ND:63:LYS:NZ	3:ND:64:VAL:O	2.40	0.55
3:NE:60:LYS:H	3:NE:61:ASN:HB3	1.71	0.55
1:A:1828:C:O5'	3:GK:59:ARG:NH2	2.38	0.55
1:A:3072:C:H2'	1:A:3073:G:O4'	2.06	0.55
1:A:3261:U:H2'	1:A:3262:C:C6	2.42	0.55
1:A:3440:A:C2	1:A:3441:C:C5	2.94	0.55
1:A:3478:A:HO2'	1:A:3479:G:H8	1.52	0.55
1:A:3703:G:H2'	1:A:3704:U:C6	2.40	0.55
1:A:3931:U:H2'	1:A:3932:U:O4'	2.07	0.55
3:BH:102:ASP:OD2	3:BH:103:GLU:N	2.39	0.55
3:BJ:30:ASN:OD1	3:BJ:32:VAL:HG23	2.05	0.55
3:BK:2:LYS:NZ	3:BL:4:GLU:OE1	2.38	0.55
3:BK:74:CYS:HA	3:HL:80:CYS:HB3	1.88	0.55
3:CD:99:TYR:HB3	3:HA:86:ARG:NH2	2.21	0.55
3:CL:132:TYR:HE2	3:HI:26:VAL:HG23	1.72	0.55
3:CM:24:ARG:NH1	3:CM:36:SER:OG	2.39	0.55
3:DA:48:VAL:HG13	3:DA:68:ILE:HD13	1.87	0.55
3:DM:103:GLU:HA	3:EM:13:LYS:NZ	2.21	0.55
3:ED:27:ASN:O	3:ED:31:GLY:N	2.39	0.55
3:EI:125:ILE:CG2	3:GA:64:VAL:HG11	2.36	0.55
3:EM:109:ARG:HE	3:EM:110:THR:HG23	1.71	0.55
3:FB:73:ALA:HB2	3:FB:84:VAL:HG22	1.87	0.55
3:FE:1:ALA:HB1	3:KI:131:ALA:HA	1.88	0.55
3:FF:70:ASN:ND2	3:FF:88:ALA:HB3	2.21	0.55
3:FJ:64:VAL:HG21	3:HF:125:ILE:HG22	1.88	0.55
3:GD:14:ASP:OD1	3:GD:15:GLY:N	2.39	0.55
3:GF:11:ILE:HG23	3:GF:17:GLN:HB2	1.87	0.55
3:GG:103:GLU:HA	3:JE:13:LYS:CE	2.35	0.55
3:GL:84:VAL:O	3:GL:84:VAL:HG23	2.06	0.55
3:HC:112:LEU:O	3:HC:116:LEU:HD13	2.06	0.55
3:HF:11:ILE:HG22	3:HF:17:GLN:C	2.26	0.55
3:HM:97:THR:N	3:HM:100:SER:OG	2.39	0.55
3:HM:101:THR:HG23	3:HM:103:GLU:HB2	1.89	0.55
3:JK:26:VAL:HG13	3:JK:26:VAL:O	2.06	0.55
3:KG:42:PRO:O	3:KG:47:ARG:NH2	2.39	0.55
3:KH:13:LYS:HZ2	3:KL:103:GLU:HA	1.69	0.55
3:KJ:117:ALA:O	3:KJ:122:ILE:HD11	2.06	0.55
3:LA:116:LEU:HD22	3:MD:112:LEU:HD22	1.88	0.55
3:LG:55:PRO:HD3	3:LG:62:TYR:HE1	1.71	0.55
3:ME:102:ASP:OD1	3:NH:126:ASP:O	2.24	0.55
3:MG:41:VAL:O	3:MG:44:LEU:HG	2.07	0.55

Continued on next page...

Continued from previous page...

Atom-1	Atom-2	Interatomic distance (Å)	Clash overlap (Å)
1:A:714:C:OP1	3:KC:59:ARG:NH2	2.40	0.55
1:A:1825:G:O6	1:A:1847:C:N4	2.39	0.55
1:A:3413:C:H2'	1:A:3414:A:O4'	2.07	0.55
3:BC:52:VAL:HG23	3:BC:64:VAL:HG22	1.89	0.55
3:BD:132:TYR:OH	3:JB:26:VAL:HG11	2.07	0.55
3:CB:60:LYS:H	3:CB:61:ASN:HB3	1.70	0.55
3:CI:75:THR:O	3:DJ:79:SER:HA	2.07	0.55
3:DC:97:THR:N	3:DC:100:SER:OG	2.39	0.55
3:DI:11:ILE:HG23	3:DI:17:GLN:HB2	1.88	0.55
3:EE:79:SER:HA	3:EH:75:THR:O	2.07	0.55
3:EH:14:ASP:OD2	3:EH:14:ASP:O	2.25	0.55
3:EK:125:ILE:HG12	3:FM:109:ARG:CZ	2.36	0.55
3:EK:128:LEU:O	3:FN:24:ARG:NH2	2.40	0.55
3:EM:6:VAL:HG12	3:EM:8:LEU:HD22	1.89	0.55
3:FN:8:LEU:HD12	3:FN:19:LEU:HD23	1.87	0.55
3:FN:103:GLU:HA	3:HB:13:LYS:HD2	1.87	0.55
3:GG:110:THR:CB	3:JE:11:ILE:HD12	2.37	0.55
3:GH:79:SER:HA	3:JE:75:THR:O	2.06	0.55
3:GI:32:VAL:HG12	3:GI:51:SER:HB2	1.89	0.55
3:GI:120:LEU:HD11	3:JC:6:VAL:CG2	2.37	0.55
3:GJ:57:ARG:HD2	3:GJ:57:ARG:H	1.70	0.55
3:GL:99:TYR:O	3:HG:86:ARG:NH1	2.33	0.55
3:HI:11:ILE:HG23	3:HI:17:GLN:HB2	1.87	0.55
3:IA:87:GLN:N	3:IA:87:GLN:OE1	2.39	0.55
3:IB:52:VAL:O	3:IB:52:VAL:HG13	2.05	0.55
3:IC:122:ILE:HA	3:JN:109:ARG:HH12	1.71	0.55
3:IE:11:ILE:HD12	3:JL:110:THR:CB	2.37	0.55
3:IF:54:GLN:HB3	3:IF:55:PRO:CD	2.36	0.55
3:IG:87:GLN:HG2	3:IG:87:GLN:O	2.06	0.55
3:IJ:110:THR:OG1	3:NE:11:ILE:HD12	2.07	0.55
3:JE:32:VAL:HG22	3:JE:51:SER:OG	2.05	0.55
3:JF:111:GLU:N	3:KA:11:ILE:HD11	2.21	0.55
3:JG:60:LYS:H	3:JG:61:ASN:HB2	1.71	0.55
3:JK:89:TYR:HB2	3:KN:95:SER:OG	2.07	0.55
3:JM:127:GLN:N	3:JM:127:GLN:OE1	2.39	0.55
3:KC:41:VAL:O	3:KC:41:VAL:HG13	2.06	0.55
3:LD:13:LYS:HG3	3:LD:14:ASP:N	2.21	0.55
3:MB:20:VAL:HG23	3:MB:20:VAL:O	2.06	0.55
3:MB:26:VAL:O	3:MB:26:VAL:HG13	2.06	0.55
3:MC:56:SER:OG	3:MC:59:ARG:NE	2.35	0.55
3:MK:101:THR:HB	3:MK:103:GLU:OE1	2.07	0.55

Continued on next page...

Continued from previous page...

Atom-1	Atom-2	Interatomic distance (Å)	Clash overlap (Å)
3:MN:43:ALA:C	3:MN:44:LEU:HD12	2.26	0.55
3:NB:55:PRO:HG3	3:NB:62:TYR:HE2	1.70	0.55
3:NJ:55:PRO:O	3:NJ:55:PRO:HD2	2.05	0.55
1:A:98:A:N6	1:A:152:A:N7	2.54	0.55
1:A:1680:C:C4	1:A:1681:U:C2	2.94	0.55
1:A:2727:U:O2	1:A:2742:G:C6	2.58	0.55
1:A:3095:U:C5	1:A:3096:A:N7	2.74	0.55
3:BF:131:ALA:HA	3:IN:1:ALA:HB3	1.89	0.55
3:CA:110:THR:HB	3:DH:11:ILE:HD12	1.88	0.55
3:CB:115:LEU:HD22	3:CB:121:LEU:HD11	1.89	0.55
3:CD:42:PRO:HD2	3:CD:43:ALA:N	2.21	0.55
3:CJ:108:VAL:HG22	3:HJ:70:ASN:HD22	1.72	0.55
3:CL:112:LEU:HD11	3:HH:92:VAL:CG2	2.37	0.55
3:CN:119:PRO:O	3:CN:122:ILE:HG22	2.06	0.55
3:DG:99:TYR:H	3:EJ:86:ARG:HH22	1.54	0.55
3:EE:129:ASN:OD1	3:LJ:24:ARG:NH1	2.39	0.55
3:FI:52:VAL:HG13	3:FI:64:VAL:HG22	1.87	0.55
3:FL:32:VAL:HG12	3:FL:51:SER:OG	2.07	0.55
3:IB:111:GLU:N	3:IK:11:ILE:HD11	2.22	0.55
3:ID:34:SER:O	3:ID:35:LEU:HD23	2.06	0.55
3:IF:41:VAL:HG13	3:IF:44:LEU:HD21	1.89	0.55
3:IJ:18:THR:C	3:IJ:19:LEU:HD22	2.27	0.55
3:JG:8:LEU:HD12	3:LD:114:ALA:CB	2.37	0.55
3:JG:48:VAL:HG11	3:LD:115:LEU:HD11	1.89	0.55
3:KA:27:ASN:OD1	3:KA:29:THR:N	2.40	0.55
3:KB:60:LYS:HB2	3:KB:61:ASN:HB2	1.88	0.55
3:KE:99:TYR:OH	3:KF:84:VAL:HG12	2.07	0.55
3:KI:81:ASP:OD2	3:KL:86:ARG:NH1	2.40	0.55
3:KM:11:ILE:HG23	3:MF:110:THR:CG2	2.37	0.55
3:MM:60:LYS:HB2	3:MM:61:ASN:CB	2.37	0.55
1:A:2276:U:H3	1:A:2308:C:H41	1.55	0.55
1:A:2441:A:C6	1:A:2661:G:C6	2.95	0.55
1:A:2514:U:H3'	3:EE:59:ARG:NH2	2.20	0.55
1:A:2568:G:P	1:A:2569:C:H41	2.28	0.55
1:A:2649:G:O2'	3:EH:57:ARG:NH2	2.40	0.55
1:A:3542:C:H2'	1:A:3543:G:O4'	2.07	0.55
2:M:160:LEU:HD22	2:M:220:VAL:HG12	1.88	0.55
3:BD:114:ALA:CB	3:JB:8:LEU:HD12	2.36	0.55
3:CB:67:LYS:HD3	3:CB:91:ASP:HB3	1.86	0.55
3:CJ:92:VAL:HG21	3:HJ:112:LEU:HD11	1.88	0.55
3:CN:87:GLN:HG2	3:CN:87:GLN:O	2.07	0.55

Continued on next page...

Continued from previous page...

Atom-1	Atom-2	Interatomic distance (Å)	Clash overlap (Å)
3:DE:1:ALA:N	3:EL:123:ASP:OD2	2.37	0.55
3:DF:99:TYR:OH	3:DG:84:VAL:HG22	2.06	0.55
3:DM:61:ASN:OD1	3:DM:97:THR:HB	2.07	0.55
3:EB:6:VAL:HG12	3:EB:8:LEU:CD2	2.36	0.55
3:EB:64:VAL:HG11	3:MJ:125:ILE:HG22	1.88	0.55
3:EF:18:THR:O	3:EF:19:LEU:HD22	2.06	0.55
3:FC:119:PRO:HA	3:FC:122:ILE:HD12	1.89	0.55
3:FF:79:SER:HA	3:KI:75:THR:O	2.07	0.55
3:GJ:111:GLU:CA	3:GN:11:ILE:HD11	2.36	0.55
3:GJ:126:ASP:O	3:GN:105:ARG:CZ	2.55	0.55
3:GK:109:ARG:NH2	3:JA:122:ILE:HB	2.21	0.55
3:GL:125:ILE:HG23	3:GL:126:ASP:N	2.22	0.55
3:HD:34:SER:C	3:HD:35:LEU:HD12	2.26	0.55
3:HH:32:VAL:HG22	3:HH:51:SER:OG	2.06	0.55
3:IB:110:THR:CB	3:IK:11:ILE:HD12	2.37	0.55
3:JH:48:VAL:HG13	3:JH:68:ILE:HD13	1.88	0.55
3:JK:125:ILE:HD12	3:KN:94:PHE:CD2	2.42	0.55
3:JL:27:ASN:OD1	3:JL:29:THR:N	2.38	0.55
3:KG:91:ASP:OD1	3:KG:92:VAL:N	2.39	0.55
3:KJ:32:VAL:HG12	3:KJ:51:SER:HB3	1.89	0.55
3:KJ:100:SER:CA	3:LE:86:ARG:HH22	2.20	0.55
3:LG:125:ILE:HD11	3:MG:94:PHE:HD1	1.72	0.55
3:LL:30:ASN:OD1	3:LL:32:VAL:HG23	2.07	0.55
3:MA:24:ARG:NH1	3:NJ:128:LEU:O	2.38	0.55
3:MC:111:GLU:OE2	3:NJ:68:ILE:HG21	2.06	0.55
3:MI:101:THR:HG23	3:MI:104:GLU:OE1	2.07	0.55
3:NE:59:ARG:O	3:NE:60:LYS:HD3	2.05	0.55
1:A:1905:C:O5'	1:A:2001:C:O2'	2.24	0.55
1:A:1944:G:O2'	3:JN:60:LYS:NZ	2.34	0.55
1:A:2036:U:O2	1:A:2124:G:O6	2.24	0.55
1:A:3399:G:H2'	1:A:3400:A:O4'	2.07	0.55
1:A:3557:U:O5'	3:GF:57:ARG:NH1	2.40	0.55
1:A:3663:G:H4'	3:LH:97:THR:HG22	1.87	0.55
3:BE:3:LEU:O	3:BE:3:LEU:HD12	2.07	0.55
3:BG:114:ALA:CB	3:IA:8:LEU:HD12	2.35	0.55
3:BJ:13:LYS:HZ3	3:BN:103:GLU:HA	1.72	0.55
3:CD:112:LEU:O	3:CD:116:LEU:HD23	2.07	0.55
3:CH:15:GLY:O	3:CH:16:LYS:HE2	2.06	0.55
3:CL:74:CYS:HA	3:HI:80:CYS:HB3	1.89	0.55
3:CL:112:LEU:HD22	3:HH:116:LEU:HD11	1.89	0.55
3:DA:106:ALA:HB2	3:MM:126:ASP:OD2	2.07	0.55

Continued on next page...

Continued from previous page...

Atom-1	Atom-2	Interatomic distance (Å)	Clash overlap (Å)
3:DL:86:ARG:NH1	3:MN:99:TYR:O	2.39	0.55
3:DN:11:ILE:HG22	3:DN:17:GLN:O	2.07	0.55
3:EB:116:LEU:HD21	3:MJ:109:ARG:HG2	1.88	0.55
3:EJ:37:GLN:OE1	3:EJ:46:LYS:NZ	2.24	0.55
3:EJ:115:LEU:HG	3:EJ:121:LEU:HD11	1.88	0.55
3:EK:111:GLU:N	3:FM:11:ILE:HD11	2.22	0.55
3:EK:114:ALA:HB1	3:FM:8:LEU:HD22	1.89	0.55
3:EM:18:THR:C	3:EM:19:LEU:HD22	2.27	0.55
3:FC:112:LEU:HD21	3:GB:92:VAL:CG2	2.36	0.55
3:FC:126:ASP:O	3:GB:105:ARG:NE	2.37	0.55
3:FH:126:ASP:C	3:FK:105:ARG:NH1	2.60	0.55
3:FJ:132:TYR:O	3:HF:2:LYS:NZ	2.38	0.55
3:GE:11:ILE:HD11	3:HE:111:GLU:N	2.22	0.55
3:GF:42:PRO:HD2	3:GF:43:ALA:H	1.72	0.55
3:GK:105:ARG:NH2	3:JA:126:ASP:O	2.35	0.55
3:HM:128:LEU:HD12	3:HM:128:LEU:N	2.22	0.55
3:II:101:THR:N	3:II:104:GLU:OE2	2.38	0.55
3:IL:102:ASP:OD1	3:IL:103:GLU:N	2.40	0.55
3:JF:27:ASN:OD1	3:JF:29:THR:N	2.36	0.55
3:JI:32:VAL:HG12	3:JI:51:SER:HB2	1.89	0.55
3:LE:117:ALA:O	3:LE:122:ILE:HD11	2.06	0.55
3:LL:24:ARG:HG3	3:LL:25:GLY:H	1.70	0.55
3:NG:48:VAL:HG12	3:NG:68:ILE:HD12	1.89	0.55
1:A:401:A:HO2'	1:A:402:U:H6	1.52	0.55
1:A:1088:A:H4'	1:A:1089:U:OP1	2.06	0.55
1:A:2486:A:C6	1:A:2589:G:C6	2.94	0.55
1:A:2543:U:H4'	1:A:2544:G:C2	2.42	0.55
1:A:3082:U:O2'	1:A:3083:G:N7	2.32	0.55
1:A:3099:G:O3'	3:MG:58:ASN:ND2	2.40	0.55
2:M:243:GLU:N	2:M:243:GLU:OE1	2.40	0.55
3:BB:61:ASN:ND2	3:BB:96:PHE:O	2.40	0.55
3:BC:131:ALA:HB1	3:ND:3:LEU:HD21	1.89	0.55
3:BD:119:PRO:C	3:BD:122:ILE:HG22	2.27	0.55
3:BK:8:LEU:N	3:BK:8:LEU:HD22	2.22	0.55
3:BM:126:ASP:OD1	3:DJ:109:ARG:CZ	2.55	0.55
3:CC:71:PRO:HA	3:CC:86:ARG:O	2.07	0.55
3:CG:118:SER:O	3:CG:122:ILE:HG12	2.07	0.55
3:CI:8:LEU:CD1	3:DI:115:LEU:HD22	2.37	0.55
3:CK:111:GLU:O	3:CK:115:LEU:HD23	2.07	0.55
3:DF:13:LYS:N	3:DF:13:LYS:CD	2.70	0.55
3:DG:125:ILE:O	3:DG:128:LEU:HD11	2.06	0.55

Continued on next page...

Continued from previous page...

Atom-1	Atom-2	Interatomic distance (Å)	Clash overlap (Å)
3:DL:132:TYR:CE1	3:MN:26:VAL:HG11	2.42	0.55
3:FC:61:ASN:O	3:FC:61:ASN:OD1	2.24	0.55
3:GH:18:THR:O	3:GH:19:LEU:HD23	2.07	0.55
3:HI:11:ILE:HD12	3:II:110:THR:HB	1.88	0.55
3:HN:13:LYS:HE3	3:ID:106:ALA:HB3	1.88	0.55
3:IG:4:GLU:OE2	3:IG:5:THR:OG1	2.25	0.55
3:JE:43:ALA:C	3:JE:44:LEU:HD22	2.27	0.55
3:JI:37:GLN:OE1	3:JI:46:LYS:NZ	2.34	0.55
3:JK:103:GLU:OE2	3:JK:104:GLU:HG3	2.07	0.55
3:KJ:100:SER:HA	3:LE:86:ARG:HH22	1.71	0.55
3:LG:26:VAL:O	3:LG:26:VAL:HG13	2.06	0.55
3:NC:34:SER:C	3:NC:35:LEU:HD12	2.27	0.55
3:NJ:48:VAL:HG23	3:NJ:68:ILE:HG12	1.88	0.55
1:A:483:C:N4	1:A:484:G:O6	2.39	0.55
1:A:528:G:H22	1:A:529:A:H62	1.55	0.55
1:A:2214:G:H2'	1:A:2215:G:H8	1.71	0.55
1:A:2528:C:C2	1:A:2529:G:C8	2.95	0.55
1:A:2538:C:H42	1:A:2572:A:H62	1.55	0.55
1:A:3548:G:H2'	1:A:3549:C:C6	2.41	0.55
3:BA:18:THR:C	3:BA:19:LEU:HD22	2.28	0.55
3:BC:106:ALA:HB3	3:ND:13:LYS:CE	2.37	0.55
3:BD:114:ALA:O	3:BD:118:SER:OG	2.21	0.55
3:BF:3:LEU:HD12	3:BF:35:LEU:HD21	1.88	0.55
3:BF:43:ALA:C	3:BF:44:LEU:HD22	2.26	0.55
3:CE:119:PRO:O	3:CE:122:ILE:HB	2.07	0.55
3:CI:48:VAL:HG22	3:CI:68:ILE:HD12	1.88	0.55
3:CJ:1:ALA:HB3	3:HJ:131:ALA:HA	1.87	0.55
3:DB:125:ILE:HD11	3:DK:96:PHE:HZ	1.72	0.55
3:DC:131:ALA:HB1	3:EN:3:LEU:HD22	1.89	0.55
3:DF:11:ILE:HG22	3:DF:17:GLN:O	2.07	0.55
3:DG:109:ARG:HH22	3:EJ:126:ASP:HA	1.71	0.55
3:DI:97:THR:N	3:DI:100:SER:OG	2.40	0.55
3:DM:75:THR:O	3:EN:79:SER:HA	2.07	0.55
3:EE:10:ASN:O	3:EE:11:ILE:HD13	2.07	0.55
3:EG:88:ALA:HB2	3:GC:96:PHE:HE1	1.72	0.55
3:EG:128:LEU:HD22	3:GC:62:TYR:CE2	2.42	0.55
3:EK:1:ALA:HB2	3:FM:123:ASP:OD2	2.07	0.55
3:FA:115:LEU:C	3:FA:121:LEU:HD12	2.27	0.55
3:FC:92:VAL:CG2	3:GB:112:LEU:HD11	2.37	0.55
3:FD:11:ILE:HA	3:LH:110:THR:OG1	2.07	0.55
3:FI:109:ARG:NH1	3:KE:126:ASP:CG	2.61	0.55

Continued on next page...

Continued from previous page...

Atom-1	Atom-2	Interatomic distance (Å)	Clash overlap (Å)
3:FN:13:LYS:NZ	3:HB:103:GLU:HA	2.22	0.55
3:GE:128:LEU:HD23	3:HE:62:TYR:CD2	2.42	0.55
3:GG:126:ASP:CG	3:JE:106:ALA:HB2	2.28	0.55
3:GI:41:VAL:O	3:GI:41:VAL:HG13	2.06	0.55
3:GM:3:LEU:O	3:GM:3:LEU:HD12	2.07	0.55
3:HD:121:LEU:O	3:HD:125:ILE:HG22	2.07	0.55
3:HG:116:LEU:HD23	3:HG:116:LEU:C	2.27	0.55
3:IB:11:ILE:HD12	3:IK:110:THR:HB	1.89	0.55
3:IC:111:GLU:N	3:JN:11:ILE:HD11	2.21	0.55
3:ID:61:ASN:OD1	3:ID:95:SER:OG	2.25	0.55
3:JD:105:ARG:NE	3:JH:126:ASP:O	2.40	0.55
3:JK:3:LEU:CD2	3:KN:131:ALA:HB1	2.37	0.55
3:KJ:100:SER:HA	3:LE:86:ARG:HH12	1.72	0.55
3:KJ:101:THR:HG22	3:KJ:104:GLU:CD	2.27	0.55
3:KJ:126:ASP:OD1	3:LE:106:ALA:HB2	2.07	0.55
3:KK:6:VAL:HG12	3:KK:8:LEU:HD21	1.88	0.55
3:KK:118:SER:O	3:KK:122:ILE:HG12	2.07	0.55
3:KM:86:ARG:HG3	3:MF:97:THR:HG21	1.87	0.55
3:LC:3:LEU:HD21	3:LC:33:ALA:HB1	1.89	0.55
3:LK:27:ASN:OD1	3:LK:29:THR:N	2.39	0.55
3:ME:109:ARG:HH12	3:NH:122:ILE:HD12	1.70	0.55
3:MK:97:THR:N	3:MK:100:SER:OG	2.39	0.55
3:ML:97:THR:N	3:ML:100:SER:HG	2.05	0.55
3:MN:128:LEU:HD12	3:MN:128:LEU:N	2.21	0.55
3:NF:48:VAL:HG13	3:NF:68:ILE:HD13	1.88	0.55
3:NH:41:VAL:HG13	3:NH:44:LEU:HD11	1.89	0.55
3:NI:112:LEU:O	3:NI:112:LEU:HD23	2.06	0.55
1:A:379:G:H22	1:A:423:U:H3	1.54	0.54
1:A:1825:G:N1	1:A:1847:C:N3	2.55	0.54
1:A:2488:U:H2'	1:A:2489:U:C6	2.42	0.54
1:A:2708:C:H5'	3:DD:67:LYS:HE3	1.89	0.54
1:A:3617:A:O2'	1:A:3620:A:N3	2.31	0.54
3:BK:114:ALA:HB3	3:HK:8:LEU:HD22	1.87	0.54
3:BL:74:CYS:HB2	3:BL:85:THR:HG21	1.88	0.54
3:CE:60:LYS:HB2	3:CE:61:ASN:CB	2.37	0.54
3:CG:7:THR:C	3:CG:8:LEU:HD12	2.27	0.54
3:CN:34:SER:C	3:CN:35:LEU:HD12	2.26	0.54
3:EB:55:PRO:HD3	3:EB:62:TYR:CE1	2.41	0.54
3:ED:8:LEU:HD21	3:EH:111:GLU:HA	1.89	0.54
3:EN:123:ASP:OD1	3:EN:129:ASN:ND2	2.38	0.54
3:FJ:111:GLU:HA	3:HF:11:ILE:HD11	1.88	0.54

Continued on next page...

Continued from previous page...

Atom-1	Atom-2	Interatomic distance (Å)	Clash overlap (Å)
3:GC:122:ILE:O	3:GC:126:ASP:HB2	2.07	0.54
3:GJ:24:ARG:HG3	3:GJ:25:GLY:H	1.72	0.54
3:GL:132:TYR:CA	3:HG:3:LEU:HD23	2.38	0.54
3:HG:117:ALA:O	3:HG:122:ILE:HD11	2.07	0.54
3:HN:128:LEU:O	3:IE:24:ARG:NH1	2.40	0.54
3:ID:80:CYS:HB3	3:JN:74:CYS:HA	1.88	0.54
3:II:61:ASN:HA	3:II:96:PHE:O	2.06	0.54
3:JD:14:ASP:HB2	3:JD:16:LYS:NZ	2.20	0.54
3:KJ:99:TYR:O	3:LE:86:ARG:NH1	2.40	0.54
3:KM:126:ASP:C	3:MF:105:ARG:NH1	2.61	0.54
3:LA:37:GLN:NE2	3:LA:38:ALA:O	2.40	0.54
3:LJ:79:SER:O	3:LJ:80:CYS:HB2	2.06	0.54
3:LK:19:LEU:HD12	3:LK:19:LEU:O	2.07	0.54
3:LM:4:GLU:OE2	3:LM:6:VAL:HG22	2.07	0.54
3:MB:118:SER:O	3:MB:122:ILE:HG12	2.07	0.54
3:MD:32:VAL:HG13	3:MD:51:SER:HG	1.72	0.54
3:ME:27:ASN:CG	3:ME:29:THR:HG1	2.08	0.54
3:MM:23:PRO:O	3:MM:24:ARG:CZ	2.54	0.54
3:NJ:102:ASP:OD1	3:NJ:102:ASP:N	2.38	0.54
1:A:178:A:O4'	1:A:180:A:N6	2.40	0.54
1:A:1473:G:H2'	1:A:1474:C:C6	2.41	0.54
1:A:1832:U:N3	1:A:1833:A:N1	2.55	0.54
1:A:2307:G:H2'	1:A:2308:C:O4'	2.07	0.54
1:A:3307:A:O4'	1:A:3308:G:N7	2.40	0.54
1:A:3880:U:H4'	3:EC:55:PRO:HG2	1.89	0.54
1:A:3881:C:OP1	3:EC:60:LYS:NZ	2.38	0.54
1:A:3934:G:HO2'	1:A:3935:G:C5'	2.17	0.54
3:BK:111:GLU:N	3:HK:11:ILE:HD11	2.22	0.54
3:CE:4:GLU:OE1	3:CE:5:THR:N	2.40	0.54
3:CI:18:THR:C	3:CI:19:LEU:HD22	2.28	0.54
3:CJ:114:ALA:HB1	3:HJ:8:LEU:CD1	2.35	0.54
3:CK:60:LYS:CB	3:CK:61:ASN:HB2	2.37	0.54
3:CN:86:ARG:NH2	3:DD:100:SER:HA	2.23	0.54
3:DH:52:VAL:HG12	3:DH:64:VAL:HG22	1.89	0.54
3:DJ:112:LEU:O	3:DJ:116:LEU:HD23	2.07	0.54
3:EB:10:ASN:OD1	3:EB:15:GLY:CA	2.54	0.54
3:EJ:61:ASN:OD1	3:EJ:95:SER:OG	2.23	0.54
3:FB:44:LEU:HD22	3:FD:62:TYR:OH	2.07	0.54
3:FK:101:THR:N	3:FK:104:GLU:OE2	2.35	0.54
3:GD:100:SER:HA	3:KF:86:ARG:NH2	2.22	0.54
3:GI:110:THR:HB	3:JC:11:ILE:HD12	1.88	0.54

Continued on next page...

Continued from previous page...

Atom-1	Atom-2	Interatomic distance (Å)	Clash overlap (Å)
3:HG:55:PRO:HB3	3:HG:60:LYS:CD	2.37	0.54
3:HJ:3:LEU:CD1	3:HJ:35:LEU:HD11	2.37	0.54
3:HN:13:LYS:N	3:HN:13:LYS:CD	2.69	0.54
3:ID:46:LYS:HE2	3:ID:70:ASN:OD1	2.07	0.54
3:IE:4:GLU:O	3:IE:6:VAL:HG23	2.07	0.54
3:IE:99:TYR:O	3:JL:86:ARG:CZ	2.55	0.54
3:IK:18:THR:O	3:IK:19:LEU:HD22	2.07	0.54
3:IL:44:LEU:HD22	3:IN:98:GLN:O	2.05	0.54
3:IM:103:GLU:HA	3:JM:13:LYS:NZ	2.23	0.54
3:JI:5:THR:HG23	3:JI:22:ASN:OD1	2.07	0.54
3:JI:34:SER:O	3:JI:35:LEU:HD12	2.07	0.54
3:JK:111:GLU:HG2	3:KN:68:ILE:HD11	1.89	0.54
3:KC:42:PRO:O	3:KC:47:ARG:NH2	2.41	0.54
3:KG:3:LEU:HD12	3:KG:35:LEU:HD11	1.89	0.54
3:KL:79:SER:HA	3:MH:75:THR:O	2.07	0.54
3:KM:41:VAL:O	3:KM:45:GLU:OE1	2.23	0.54
3:KM:102:ASP:C	3:MF:13:LYS:HZ2	2.10	0.54
3:KN:37:GLN:OE1	3:KN:39:GLY:N	2.32	0.54
3:LE:101:THR:HG22	3:LE:104:GLU:OE1	2.06	0.54
3:MC:64:VAL:HG11	3:NJ:125:ILE:HD13	1.89	0.54
3:MC:86:ARG:NH1	3:NJ:104:GLU:OE2	2.32	0.54
3:MG:24:ARG:HG3	3:MG:25:GLY:H	1.73	0.54
3:MI:24:ARG:N	3:MI:34:SER:O	2.31	0.54
3:MM:123:ASP:OD1	3:MM:129:ASN:ND2	2.41	0.54
3:MM:127:GLN:N	3:MM:127:GLN:OE1	2.39	0.54
1:A:213:U:O2'	1:A:214:G:O5'	2.15	0.54
1:A:435:G:P	1:A:435:G:H8	2.30	0.54
1:A:505:A:H2'	1:A:506:C:C6	2.42	0.54
1:A:527:A:H2'	1:A:528:G:O4'	2.07	0.54
1:A:984:G:O6	1:A:1025:U:C2	2.60	0.54
1:A:1887:A:H2'	1:A:1888:C:C6	2.41	0.54
1:A:3933:A:O2'	3:KG:30:ASN:ND2	2.40	0.54
1:A:4064:U:C2	1:A:4090:G:N1	2.76	0.54
3:BE:79:SER:O	3:BE:80:CYS:HB2	2.06	0.54
3:BG:131:ALA:HB1	3:IA:3:LEU:HD23	1.88	0.54
3:BL:128:LEU:HD11	3:CG:105:ARG:HD2	1.88	0.54
3:CA:127:GLN:O	3:DF:24:ARG:NH1	2.30	0.54
3:CC:61:ASN:ND2	3:CC:96:PHE:O	2.40	0.54
3:DG:110:THR:OG1	3:EJ:11:ILE:HD12	2.07	0.54
3:DH:6:VAL:HG12	3:DH:8:LEU:HD21	1.89	0.54
3:EE:64:VAL:HG11	3:LI:125:ILE:HD13	1.89	0.54

Continued on next page...

Continued from previous page...

Atom-1	Atom-2	Interatomic distance (Å)	Clash overlap (Å)
3:FI:129:ASN:OD1	3:KF:24:ARG:NE	2.34	0.54
3:FL:52:VAL:HG21	3:HD:130:PRO:HA	1.88	0.54
3:GB:132:TYR:HH	3:LH:132:TYR:HE1	1.55	0.54
3:GF:11:ILE:HD12	3:KD:110:THR:OG1	2.07	0.54
3:HH:11:ILE:HG22	3:HH:17:GLN:C	2.28	0.54
3:HI:79:SER:O	3:HI:80:CYS:HB3	2.08	0.54
3:IF:60:LYS:H	3:IF:61:ASN:HB3	1.72	0.54
3:IH:11:ILE:HG23	3:IH:17:GLN:HB2	1.88	0.54
3:II:37:GLN:OE1	3:II:39:GLY:N	2.36	0.54
3:JA:96:PHE:CE1	3:JA:105:ARG:HG2	2.42	0.54
3:KB:99:TYR:OH	3:KC:84:VAL:HG12	2.07	0.54
3:KC:26:VAL:HG11	3:LC:132:TYR:CE2	2.42	0.54
1:A:662:G:H21	1:A:862:C:H42	1.56	0.54
1:A:712:A:C6	1:A:721:G:C6	2.96	0.54
1:A:2047:A:H8	3:GG:58:ASN:HD22	1.55	0.54
1:A:2470:C:HO2'	1:A:2471:C:C5'	2.10	0.54
1:A:2960:U:O3'	1:A:2961:A:C8	2.61	0.54
1:A:4140:U:OP1	3:FI:30:ASN:ND2	2.39	0.54
3:BB:66:VAL:HG21	3:MA:121:LEU:HD22	1.89	0.54
3:BC:8:LEU:HD12	3:BC:8:LEU:N	2.23	0.54
3:CA:8:LEU:HD13	3:DH:115:LEU:HD22	1.88	0.54
3:CA:16:LYS:HE2	3:CA:16:LYS:HA	1.89	0.54
3:CA:129:ASN:OD1	3:DF:24:ARG:C	2.45	0.54
3:CJ:18:THR:C	3:CJ:19:LEU:HD22	2.28	0.54
3:CM:61:ASN:O	3:CM:63:LYS:HG3	2.07	0.54
3:DA:74:CYS:HA	3:MN:80:CYS:HB3	1.89	0.54
3:DB:118:SER:O	3:DB:122:ILE:HG12	2.08	0.54
3:DC:105:ARG:NE	3:EN:128:LEU:HD11	2.23	0.54
3:DE:110:THR:OG1	3:EL:11:ILE:HD12	2.06	0.54
3:DE:112:LEU:HD11	3:EL:92:VAL:HG21	1.89	0.54
3:DE:130:PRO:HG2	3:EJ:25:GLY:HA3	1.88	0.54
3:DF:85:THR:HG22	3:DF:85:THR:O	2.06	0.54
3:DG:97:THR:HG23	3:EJ:86:ARG:NH1	2.21	0.54
3:DL:41:VAL:HG13	3:DL:44:LEU:HD21	1.89	0.54
3:EA:111:GLU:N	3:LM:11:ILE:HD11	2.21	0.54
3:EG:112:LEU:HD13	3:GC:68:ILE:HD13	1.88	0.54
3:EI:121:LEU:HA	3:EI:124:ALA:HB3	1.88	0.54
3:FG:15:GLY:O	3:FG:16:LYS:HE2	2.06	0.54
3:FJ:52:VAL:HG12	3:FJ:54:GLN:OE1	2.08	0.54
3:GD:14:ASP:O	3:GD:16:LYS:NZ	2.39	0.54
3:GD:88:ALA:HB1	3:KF:96:PHE:HE2	1.71	0.54

Continued on next page...

Continued from previous page...

Atom-1	Atom-2	Interatomic distance (Å)	Clash overlap (Å)
3:GG:107:PHE:CZ	3:JE:19:LEU:HD21	2.42	0.54
3:HD:42:PRO:HD2	3:HD:43:ALA:H	1.69	0.54
3:HJ:24:ARG:NH1	3:II:128:LEU:O	2.40	0.54
3:HN:116:LEU:CD2	3:ID:112:LEU:HD22	2.37	0.54
3:IJ:3:LEU:HD11	3:NE:131:ALA:O	2.08	0.54
3:JD:98:GLN:O	3:JE:42:PRO:HD2	2.07	0.54
3:KJ:125:ILE:HD11	3:LE:109:ARG:HD3	1.90	0.54
3:LN:114:ALA:CB	3:MI:8:LEU:HD12	2.30	0.54
3:MB:61:ASN:ND2	3:MB:96:PHE:O	2.41	0.54
3:MF:27:ASN:OD1	3:MF:29:THR:N	2.40	0.54
3:MH:19:LEU:HD21	3:MH:21:LEU:HD11	1.89	0.54
3:NB:119:PRO:HA	3:NB:122:ILE:CG2	2.37	0.54
3:NC:24:ARG:NH2	3:NF:129:ASN:HA	2.22	0.54
1:A:394:G:H3'	3:DJ:59:ARG:NH2	2.21	0.54
1:A:481:U:H2'	1:A:482:C:O4'	2.07	0.54
1:A:1069:C:OP2	3:ID:59:ARG:NH2	2.35	0.54
1:A:1535:G:H2'	1:A:1536:G:C4	2.42	0.54
1:A:1899:C:O2	1:A:2017:U:N3	2.41	0.54
1:A:2711:U:HO2'	1:A:2712:U:P	2.29	0.54
1:A:3245:U:H2'	1:A:3246:C:C6	2.42	0.54
1:A:4156:A:C5'	1:A:4157:U:OP1	2.56	0.54
3:BA:7:THR:O	3:BA:7:THR:HG23	2.07	0.54
3:BH:99:TYR:O	3:IL:86:ARG:CZ	2.56	0.54
3:BJ:11:ILE:HG22	3:BJ:17:GLN:C	2.28	0.54
3:CD:21:LEU:HD21	3:CD:48:VAL:CG1	2.37	0.54
3:CD:110:THR:CB	3:HA:11:ILE:HD12	2.37	0.54
3:DA:109:ARG:HE	3:DA:110:THR:CG2	2.20	0.54
3:DA:111:GLU:N	3:MM:11:ILE:HD11	2.23	0.54
3:EC:102:ASP:OD1	3:LK:126:ASP:O	2.24	0.54
3:EE:109:ARG:HD2	3:LI:122:ILE:HG22	1.90	0.54
3:EI:52:VAL:CG2	3:GA:130:PRO:HA	2.37	0.54
3:EK:8:LEU:HD11	3:FM:114:ALA:HB3	1.90	0.54
3:EN:79:SER:O	3:EN:80:CYS:HB2	2.07	0.54
3:FG:114:ALA:HB3	3:KG:8:LEU:HD21	1.88	0.54
3:FH:86:ARG:NH2	3:FK:100:SER:HA	2.23	0.54
3:FK:10:ASN:O	3:FK:10:ASN:OD1	2.26	0.54
3:FK:94:PHE:HB3	3:FK:96:PHE:HE2	1.73	0.54
3:GF:130:PRO:HA	3:KD:52:VAL:HG22	1.89	0.54
3:GH:126:ASP:OD2	3:KB:106:ALA:HB2	2.08	0.54
3:GJ:13:LYS:HE2	3:GN:103:GLU:OE1	2.08	0.54
3:HE:91:ASP:OD2	3:HE:93:THR:HG23	2.07	0.54

Continued on next page...

Continued from previous page...

Atom-1	Atom-2	Interatomic distance (Å)	Clash overlap (Å)
3:HJ:27:ASN:OD1	3:HJ:29:THR:N	2.36	0.54
3:IG:48:VAL:HG22	3:IG:68:ILE:CD1	2.37	0.54
3:IM:18:THR:C	3:IM:19:LEU:HD22	2.28	0.54
3:IM:48:VAL:HG22	3:IM:68:ILE:HD12	1.89	0.54
3:IN:11:ILE:HG22	3:IN:17:GLN:C	2.28	0.54
3:JF:13:LYS:NZ	3:KA:103:GLU:HA	2.21	0.54
3:KC:102:ASP:O	3:LC:13:LYS:CE	2.56	0.54
3:KC:109:ARG:HD2	3:LC:122:ILE:HG22	1.90	0.54
3:KH:122:ILE:HA	3:KL:109:ARG:HH12	1.72	0.54
3:KJ:52:VAL:HG12	3:KJ:64:VAL:HG13	1.90	0.54
3:LF:44:LEU:O	3:LF:47:ARG:NH2	2.40	0.54
3:MA:102:ASP:OD1	3:MA:103:GLU:N	2.41	0.54
3:MA:131:ALA:O	3:MA:132:TYR:CD1	2.60	0.54
3:ME:48:VAL:HG22	3:ME:68:ILE:CD1	2.37	0.54
1:A:1345:U:HO2'	1:A:1346:G:H8	1.54	0.54
1:A:2448:A:H2'	1:A:2449:U:H6	1.72	0.54
1:A:3570:G:H2'	1:A:3571:U:O4'	2.08	0.54
1:A:3674:U:O4	1:A:3768:G:C2	2.60	0.54
1:A:4119:U:H2'	1:A:4120:A:C8	2.43	0.54
3:D:47:ARG:HD2	3:D:48:VAL:N	2.23	0.54
3:BI:75:THR:O	3:BI:75:THR:HG23	2.07	0.54
3:BK:120:LEU:HD23	3:BK:121:LEU:N	2.22	0.54
3:BL:64:VAL:HG11	3:CG:125:ILE:CD1	2.37	0.54
3:CH:123:ASP:OD2	3:HL:1:ALA:N	2.36	0.54
3:CL:11:ILE:HD11	3:HH:111:GLU:CA	2.37	0.54
3:CL:128:LEU:HD23	3:HH:62:TYR:CD2	2.42	0.54
3:DC:60:LYS:N	3:DC:61:ASN:HB3	2.22	0.54
3:DL:60:LYS:HB2	3:DL:61:ASN:HB2	1.89	0.54
3:EA:34:SER:O	3:EA:35:LEU:HD23	2.08	0.54
3:EM:32:VAL:HG22	3:EM:51:SER:OG	2.07	0.54
3:EM:34:SER:O	3:EM:35:LEU:HD22	2.08	0.54
3:FG:128:LEU:HD22	3:KG:62:TYR:CZ	2.42	0.54
3:FH:103:GLU:HA	3:FK:13:LYS:NZ	2.22	0.54
3:FN:27:ASN:CG	3:FN:29:THR:HG1	2.08	0.54
3:FN:91:ASP:OD1	3:HB:93:THR:HB	2.07	0.54
3:GF:110:THR:CB	3:KD:11:ILE:HD12	2.37	0.54
3:HI:23:PRO:HA	3:HI:35:LEU:HD13	1.90	0.54
3:HL:65:GLN:OE1	3:HL:65:GLN:HA	2.07	0.54
3:HN:18:THR:C	3:HN:19:LEU:HD22	2.28	0.54
3:IG:101:THR:HG23	3:JJ:86:ARG:NH1	2.22	0.54
3:IH:84:VAL:HG23	3:IH:84:VAL:O	2.08	0.54

Continued on next page...

Continued from previous page...

Atom-1	Atom-2	Interatomic distance (Å)	Clash overlap (Å)
3:IH:86:ARG:HH12	3:NG:100:SER:N	2.04	0.54
3:IM:61:ASN:ND2	3:IM:96:PHE:O	2.41	0.54
3:JB:79:SER:O	3:JB:80:CYS:HB3	2.08	0.54
3:JB:98:GLN:HG2	3:JB:99:TYR:CD2	2.43	0.54
3:JI:128:LEU:HD11	3:LB:105:ARG:CD	2.38	0.54
3:JI:130:PRO:HD2	3:KN:25:GLY:CA	2.37	0.54
3:JI:132:TYR:CA	3:LB:3:LEU:HD23	2.37	0.54
3:KC:56:SER:H	3:KC:59:ARG:HB3	1.71	0.54
3:KC:92:VAL:HG22	3:LC:92:VAL:HG22	1.89	0.54
3:KM:27:ASN:OD1	3:KM:29:THR:N	2.37	0.54
3:LL:18:THR:C	3:LL:19:LEU:HD22	2.27	0.54
3:LL:111:GLU:N	3:MB:11:ILE:HD11	2.22	0.54
3:LL:128:LEU:HD11	3:MB:105:ARG:NE	2.23	0.54
3:MD:27:ASN:OD1	3:MD:29:THR:N	2.41	0.54
3:ME:112:LEU:O	3:ME:116:LEU:HD23	2.07	0.54
3:MJ:60:LYS:N	3:MJ:61:ASN:HB3	2.22	0.54
3:MN:102:ASP:OD1	3:MN:102:ASP:N	2.36	0.54
3:NH:34:SER:C	3:NH:35:LEU:HD22	2.28	0.54
1:A:334:U:OP1	1:A:426:A:O2'	2.22	0.54
1:A:731:A:H2'	1:A:732:C:O4'	2.07	0.54
1:A:1010:C:O2'	3:IH:57:ARG:CZ	2.54	0.54
1:A:1552:A:H2'	1:A:1553:G:C8	2.42	0.54
1:A:2064:C:OP1	3:JH:59:ARG:NE	2.41	0.54
1:A:2163:U:C4	1:A:2164:C:C5	2.96	0.54
1:A:2202:U:O4	1:A:2203:A:N6	2.40	0.54
1:A:3771:G:H5'	3:LH:49:THR:HG23	1.90	0.54
3:CB:99:TYR:HB2	3:HC:86:ARG:HE	1.72	0.54
3:CB:111:GLU:N	3:HC:11:ILE:HD11	2.22	0.54
3:CI:96:PHE:HE2	3:CI:105:ARG:HG2	1.73	0.54
3:CL:48:VAL:HG22	3:CL:68:ILE:CD1	2.38	0.54
3:DG:115:LEU:C	3:DG:121:LEU:HD12	2.28	0.54
3:DG:132:TYR:OXT	3:EL:2:LYS:NZ	2.27	0.54
3:ED:8:LEU:HD11	3:EH:114:ALA:HB3	1.87	0.54
3:ED:21:LEU:HD13	3:ED:48:VAL:HG21	1.89	0.54
3:ED:98:GLN:HG3	3:EE:43:ALA:HB2	1.89	0.54
3:EE:67:LYS:NZ	3:EE:69:GLN:OE1	2.26	0.54
3:EE:105:ARG:NH1	3:LI:128:LEU:CD1	2.70	0.54
3:EI:6:VAL:HG12	3:EI:8:LEU:CD2	2.38	0.54
3:EI:8:LEU:CD1	3:GA:114:ALA:HB1	2.31	0.54
3:FB:24:ARG:CZ	3:LH:129:ASN:OD1	2.56	0.54
3:FB:128:LEU:O	3:LK:24:ARG:NH1	2.41	0.54

Continued on next page...

Continued from previous page...

Atom-1	Atom-2	Interatomic distance (Å)	Clash overlap (Å)
3:FF:125:ILE:CD1	3:LF:64:VAL:HG11	2.38	0.54
3:FG:60:LYS:CG	3:FG:98:GLN:HB3	2.38	0.54
3:FH:104:GLU:OE1	3:FH:107:PHE:HE1	1.90	0.54
3:FJ:56:SER:O	3:FJ:59:ARG:O	2.26	0.54
3:GD:102:ASP:OD1	3:GD:103:GLU:N	2.41	0.54
3:GE:102:ASP:OD1	3:GE:103:GLU:N	2.40	0.54
3:GF:127:GLN:HB2	3:GF:129:ASN:OD1	2.08	0.54
3:GG:101:THR:HG23	3:JE:86:ARG:NH2	2.21	0.54
3:GH:97:THR:N	3:GH:100:SER:HG	2.05	0.54
3:GN:18:THR:C	3:GN:19:LEU:HD22	2.27	0.54
3:HB:107:PHE:CE2	3:HB:111:GLU:OE2	2.61	0.54
3:HI:44:LEU:HD11	3:HI:73:ALA:HB2	1.89	0.54
3:IE:6:VAL:HG12	3:IE:8:LEU:HD11	1.90	0.54
3:IE:52:VAL:O	3:IE:52:VAL:HG13	2.08	0.54
3:IF:13:LYS:CE	3:NI:102:ASP:OD2	2.56	0.54
3:IH:52:VAL:HG12	3:NG:130:PRO:HA	1.89	0.54
3:II:60:LYS:H	3:II:61:ASN:HB3	1.73	0.54
3:IN:41:VAL:O	3:IN:45:GLU:OE1	2.25	0.54
3:JK:54:GLN:HB3	3:JK:55:PRO:CD	2.37	0.54
3:JL:103:GLU:HA	3:JL:103:GLU:OE1	2.07	0.54
3:KD:107:PHE:CE2	3:KD:111:GLU:OE2	2.60	0.54
3:KG:21:LEU:HB3	3:KG:35:LEU:HB3	1.90	0.54
3:KK:25:GLY:N	3:MF:129:ASN:OD1	2.40	0.54
3:LG:52:VAL:HG23	3:LG:52:VAL:O	2.08	0.54
3:LG:75:THR:O	3:MH:79:SER:HA	2.08	0.54
3:LG:105:ARG:NE	3:MG:126:ASP:O	2.34	0.54
3:LG:122:ILE:HA	3:MG:109:ARG:CZ	2.37	0.54
3:LM:6:VAL:HG12	3:LM:8:LEU:HD22	1.89	0.54
3:LN:55:PRO:HG3	3:LN:62:TYR:CE1	2.42	0.54
3:MH:52:VAL:O	3:MH:52:VAL:HG13	2.08	0.54
3:ND:81:ASP:OD1	3:ND:81:ASP:N	2.40	0.54
3:NG:7:THR:C	3:NG:8:LEU:HD22	2.28	0.54
1:A:527:A:OP1	3:CI:58:ASN:ND2	2.40	0.54
1:A:531:U:O3'	3:DI:59:ARG:NH2	2.40	0.54
1:A:536:A:H2'	1:A:536:A:OP2	2.08	0.54
1:A:653:C:H2'	1:A:654:U:C1'	2.38	0.54
1:A:1103:U:HO2'	1:A:1104:U:C1'	2.21	0.54
1:A:1312:G:H2'	1:A:1313:U:O4'	2.08	0.54
1:A:2272:U:H2'	1:A:2273:C:C5	2.43	0.54
1:A:2751:A:N6	1:A:2809:G:N7	2.56	0.54
1:A:2916:G:H2'	1:A:2917:C:C6	2.43	0.54

Continued on next page...

Continued from previous page...

Atom-1	Atom-2	Interatomic distance (Å)	Clash overlap (Å)
1:A:3320:G:OP2	1:A:3321:G:N7	2.41	0.54
1:A:3806:C:O3'	1:A:3807:G:O4'	2.26	0.54
1:A:3900:U:H2'	1:A:3901:G:C8	2.43	0.54
1:A:3990:A:N1	1:A:4002:A:N6	2.55	0.54
1:A:4006:A:OP1	3:LB:57:ARG:NE	2.41	0.54
3:BG:125:ILE:HG23	3:BG:126:ASP:N	2.23	0.54
3:CB:1:ALA:N	3:HC:123:ASP:OD1	2.35	0.54
3:CD:74:CYS:SG	3:CD:74:CYS:O	2.66	0.54
3:CK:8:LEU:HD23	3:NC:114:ALA:HB3	1.89	0.54
3:DM:6:VAL:HG12	3:DM:8:LEU:HD22	1.88	0.54
3:DM:26:VAL:HG11	3:EM:132:TYR:CE1	2.41	0.54
3:EC:16:LYS:HE2	3:EC:16:LYS:HA	1.90	0.54
3:ED:37:GLN:OE1	3:ED:39:GLY:N	2.35	0.54
3:FB:60:LYS:HB2	3:FB:61:ASN:CB	2.38	0.54
3:FB:115:LEU:HG	3:LJ:8:LEU:HD11	1.88	0.54
3:FH:60:LYS:N	3:FH:61:ASN:HB3	2.23	0.54
3:FH:114:ALA:HB1	3:FK:8:LEU:HD22	1.90	0.54
3:FI:103:GLU:HB2	3:KE:13:LYS:HZ2	1.73	0.54
3:GJ:24:ARG:HG2	3:GJ:34:SER:HB2	1.90	0.54
3:GM:23:PRO:HA	3:GM:35:LEU:HD13	1.88	0.54
3:IC:128:LEU:HD11	3:JN:105:ARG:CD	2.37	0.54
3:IG:132:TYR:HH	3:KN:132:TYR:HD1	1.55	0.54
3:IK:87:GLN:HG3	3:IK:89:TYR:CE2	2.43	0.54
3:JF:55:PRO:HG3	3:JF:62:TYR:HE1	1.72	0.54
3:JL:6:VAL:HG12	3:JL:8:LEU:CD2	2.38	0.54
3:KC:75:THR:O	3:LD:79:SER:HA	2.07	0.54
3:KH:13:LYS:NZ	3:KL:103:GLU:HA	2.22	0.54
3:LA:14:ASP:OD2	3:LA:16:LYS:NZ	2.34	0.54
3:LA:107:PHE:CE2	3:LA:111:GLU:OE1	2.61	0.54
3:LD:117:ALA:O	3:LD:122:ILE:HD11	2.06	0.54
3:LK:32:VAL:HG23	3:LK:51:SER:HB2	1.90	0.54
3:MH:86:ARG:HB3	3:MH:86:ARG:CZ	2.37	0.54
1:A:220:C:H5'	3:NJ:30:ASN:OD1	2.08	0.54
1:A:268:A:H2'	1:A:269:C:C6	2.43	0.54
1:A:1399:C:H2'	1:A:1400:U:C5	2.43	0.54
1:A:2163:U:H2'	1:A:2164:C:O4'	2.07	0.54
1:A:3088:G:H2'	1:A:3089:C:C6	2.42	0.54
1:A:3094:G:H2'	1:A:3095:U:C6	2.43	0.54
2:M:210:LEU:HD23	2:M:213:LEU:HD23	1.89	0.54
3:BC:3:LEU:HD12	3:BC:3:LEU:C	2.27	0.54
3:BI:13:LYS:HD2	3:BI:13:LYS:N	2.23	0.54

Continued on next page...

Continued from previous page...

Atom-1	Atom-2	Interatomic distance (Å)	Clash overlap (Å)
3:BI:34:SER:O	3:BI:35:LEU:HD22	2.08	0.54
3:CA:86:ARG:HG3	3:DH:97:THR:HG21	1.89	0.54
3:CB:44:LEU:HD12	3:CB:44:LEU:O	2.08	0.54
3:CD:92:VAL:CG2	3:HA:92:VAL:HG22	2.33	0.54
3:CH:18:THR:O	3:CH:19:LEU:HD23	2.07	0.54
3:CL:109:ARG:NH1	3:HH:122:ILE:HB	2.23	0.54
3:DF:27:ASN:OD1	3:DF:29:THR:N	2.41	0.54
3:DI:58:ASN:O	3:DI:59:ARG:NH2	2.41	0.54
3:ED:114:ALA:HB3	3:EH:8:LEU:HD11	1.90	0.54
3:FE:104:GLU:O	3:FE:108:VAL:HG23	2.07	0.54
3:FJ:97:THR:O	3:FJ:100:SER:OG	2.21	0.54
3:FK:125:ILE:HG23	3:FK:126:ASP:N	2.22	0.54
3:FN:46:LYS:NZ	3:HB:111:GLU:OE2	2.39	0.54
3:GB:56:SER:O	3:GB:59:ARG:O	2.26	0.54
3:GE:97:THR:O	3:GE:100:SER:OG	2.15	0.54
3:GF:26:VAL:HG22	3:GF:33:ALA:HA	1.89	0.54
3:GH:54:GLN:HB2	3:GH:55:PRO:HD2	1.90	0.54
3:GJ:60:LYS:HB2	3:GJ:61:ASN:CB	2.38	0.54
3:HA:3:LEU:HD12	3:HA:23:PRO:HB3	1.89	0.54
3:HB:11:ILE:CG2	3:HB:17:GLN:HB2	2.38	0.54
3:JF:119:PRO:HA	3:JF:122:ILE:HD12	1.88	0.54
3:JK:11:ILE:HD11	3:KN:111:GLU:N	2.23	0.54
3:KC:75:THR:HG22	3:KC:82:PRO:CG	2.37	0.54
3:KI:125:ILE:HG23	3:KI:126:ASP:OD1	2.07	0.54
3:KK:68:ILE:O	3:KK:69:GLN:NE2	2.41	0.54
3:KM:81:ASP:OD1	3:KM:81:ASP:N	2.40	0.54
3:LA:10:ASN:OD1	3:LA:15:GLY:CA	2.56	0.54
3:LA:110:THR:HB	3:MD:11:ILE:HD12	1.88	0.54
3:LH:24:ARG:HA	3:MG:130:PRO:HG2	1.90	0.54
3:LH:101:THR:HG22	3:LH:104:GLU:OE1	2.07	0.54
3:LL:105:ARG:CZ	3:MB:128:LEU:HD11	2.38	0.54
3:MA:72:THR:HB	3:MA:86:ARG:HB2	1.89	0.54
3:MA:130:PRO:HB2	3:MA:132:TYR:CD2	2.43	0.54
1:A:14:A:N1	3:HK:56:SER:HA	2.23	0.54
1:A:1010:C:O2'	3:IH:57:ARG:CD	2.56	0.54
1:A:2425:U:O2	1:A:2891:G:O6	2.25	0.54
1:A:2465:G:H2'	1:A:2466:U:O4'	2.08	0.54
1:A:2924:A:C6	1:A:2925:G:O6	2.61	0.54
1:A:3248:U:O2'	3:MH:69:GLN:OE1	2.26	0.54
1:A:4009:U:O2	1:A:4010:A:N7	2.41	0.54
3:BE:127:GLN:O	3:CF:24:ARG:NH2	2.38	0.54

Continued on next page...

Continued from previous page...

Atom-1	Atom-2	Interatomic distance (Å)	Clash overlap (Å)
3:BG:13:LYS:NZ	3:IA:103:GLU:CD	2.61	0.54
3:BG:131:ALA:HB1	3:IA:3:LEU:CD2	2.38	0.54
3:CC:80:CYS:HB3	3:HC:74:CYS:HA	1.89	0.54
3:CG:121:LEU:HA	3:CG:124:ALA:HB3	1.89	0.54
3:CI:110:THR:OG1	3:DI:11:ILE:HD12	2.08	0.54
3:CJ:109:ARG:HH22	3:HJ:122:ILE:CG1	2.21	0.54
3:CN:13:LYS:HZ3	3:DD:103:GLU:HG2	1.73	0.54
3:CN:125:ILE:CD1	3:DD:64:VAL:HG11	2.38	0.54
3:DE:114:ALA:HB1	3:EL:8:LEU:HD22	1.89	0.54
3:DG:98:GLN:N	3:EJ:86:ARG:HH22	2.06	0.54
3:DN:11:ILE:HG22	3:DN:17:GLN:C	2.28	0.54
3:DN:18:THR:O	3:DN:19:LEU:HD22	2.07	0.54
3:DN:55:PRO:CB	3:DN:60:LYS:HG3	2.38	0.54
3:DN:68:ILE:CG2	3:DN:90:ALA:HB3	2.38	0.54
3:EA:117:ALA:HA	3:LM:109:ARG:NH2	2.23	0.54
3:FB:115:LEU:HD23	3:LJ:8:LEU:HD11	1.89	0.54
3:FE:122:ILE:HG22	3:KI:109:ARG:HH12	1.69	0.54
3:FK:52:VAL:O	3:FK:52:VAL:HG23	2.07	0.54
3:GE:6:VAL:HG12	3:GE:8:LEU:HD22	1.89	0.54
3:GE:75:THR:O	3:HF:79:SER:HA	2.07	0.54
3:GI:32:VAL:HG12	3:GI:51:SER:CB	2.37	0.54
3:GJ:27:ASN:O	3:GJ:31:GLY:N	2.40	0.54
3:HH:48:VAL:HG22	3:HH:68:ILE:HD12	1.89	0.54
3:IH:14:ASP:OD1	3:IH:16:LYS:N	2.41	0.54
3:IH:125:ILE:CD1	3:NG:64:VAL:HG11	2.38	0.54
3:IJ:125:ILE:HG23	3:IJ:126:ASP:N	2.23	0.54
3:JD:27:ASN:ND2	3:JD:29:THR:HG1	2.06	0.54
3:KA:11:ILE:HG22	3:KA:17:GLN:C	2.28	0.54
3:KH:132:TYR:CE1	3:KL:26:VAL:HG11	2.41	0.54
3:KI:121:LEU:O	3:KI:125:ILE:HG22	2.08	0.54
3:KM:7:THR:HG23	3:KM:7:THR:O	2.08	0.54
3:LA:26:VAL:HG11	3:MD:132:TYR:OH	2.08	0.54
3:LN:55:PRO:HA	3:LN:60:LYS:O	2.07	0.54
3:LN:110:THR:CB	3:MI:11:ILE:HD12	2.38	0.54
3:MC:86:ARG:HE	3:NJ:97:THR:CG2	2.21	0.54
3:NC:79:SER:HA	3:NF:75:THR:O	2.08	0.54
3:NJ:118:SER:O	3:NJ:122:ILE:HG12	2.08	0.54
1:A:1250:U:N3	1:A:1289:G:OP1	2.32	0.53
1:A:1457:A:H62	3:EK:57:ARG:HH22	1.56	0.53
1:A:3791:U:H2'	1:A:3792:U:C6	2.43	0.53
3:BA:114:ALA:HB1	3:MK:8:LEU:HD22	1.90	0.53

Continued on next page...

Continued from previous page...

Atom-1	Atom-2	Interatomic distance (Å)	Clash overlap (Å)
3:BB:24:ARG:NH1	3:MK:127:GLN:O	2.35	0.53
3:BD:120:LEU:HD11	3:JB:2:LYS:O	2.09	0.53
3:BD:127:GLN:HB2	3:BD:129:ASN:ND2	2.23	0.53
3:BE:26:VAL:HG11	3:CE:132:TYR:OH	2.08	0.53
3:BH:92:VAL:HG22	3:IL:92:VAL:HG22	1.89	0.53
3:BI:131:ALA:HB1	3:HM:3:LEU:CD2	2.37	0.53
3:BL:11:ILE:HD12	3:CG:110:THR:HB	1.89	0.53
3:CA:52:VAL:O	3:CA:52:VAL:HG13	2.08	0.53
3:CC:74:CYS:HA	3:DG:80:CYS:HB3	1.91	0.53
3:CH:62:TYR:CE2	3:HL:128:LEU:HD21	2.43	0.53
3:CL:116:LEU:HD22	3:HH:112:LEU:HD22	1.89	0.53
3:DB:125:ILE:HG23	3:DB:126:ASP:N	2.23	0.53
3:DI:30:ASN:OD1	3:DI:32:VAL:HG23	2.07	0.53
3:EA:103:GLU:HA	3:LM:13:LYS:HZ3	1.73	0.53
3:EB:108:VAL:O	3:EB:111:GLU:HG3	2.08	0.53
3:EF:112:LEU:HD11	3:FA:92:VAL:HG21	1.90	0.53
3:GC:37:GLN:HB3	3:GC:45:GLU:OE1	2.08	0.53
3:GG:49:THR:OG1	3:GG:67:LYS:HB2	2.08	0.53
3:GH:102:ASP:OD1	3:GH:102:ASP:N	2.41	0.53
3:GH:114:ALA:CB	3:KB:8:LEU:HD22	2.38	0.53
3:GL:92:VAL:CG2	3:HG:92:VAL:HG22	2.33	0.53
3:HA:125:ILE:O	3:HA:128:LEU:HD12	2.08	0.53
3:HH:55:PRO:HD3	3:HH:62:TYR:CE2	2.43	0.53
3:IE:128:LEU:HD12	3:IE:128:LEU:N	2.23	0.53
3:IF:122:ILE:HG22	3:NI:109:ARG:NH1	2.23	0.53
3:JA:119:PRO:O	3:JA:122:ILE:HG12	2.07	0.53
3:JE:43:ALA:O	3:JE:44:LEU:HD22	2.08	0.53
3:KC:106:ALA:HB3	3:LC:13:LYS:HD2	1.90	0.53
3:KD:11:ILE:HG22	3:KD:17:GLN:C	2.28	0.53
3:KF:79:SER:O	3:KF:80:CYS:HB3	2.08	0.53
3:KH:59:ARG:O	3:KH:60:LYS:HG2	2.09	0.53
3:LA:32:VAL:O	3:LA:32:VAL:HG13	2.07	0.53
3:LA:48:VAL:HG13	3:LA:68:ILE:CD1	2.38	0.53
3:LF:61:ASN:HA	3:LF:96:PHE:O	2.08	0.53
3:LF:97:THR:O	3:LF:100:SER:OG	2.25	0.53
3:LG:11:ILE:HG23	3:LG:17:GLN:HB2	1.89	0.53
3:LM:11:ILE:HG23	3:LM:17:GLN:HB2	1.89	0.53
3:MC:86:ARG:NH2	3:NJ:100:SER:HA	2.22	0.53
3:MC:131:ALA:HB1	3:NJ:3:LEU:CD2	2.38	0.53
3:ME:43:ALA:C	3:ME:44:LEU:HD12	2.28	0.53
3:NG:13:LYS:CD	3:NG:13:LYS:H	2.21	0.53

Continued on next page...

Continued from previous page...

Atom-1	Atom-2	Interatomic distance (Å)	Clash overlap (Å)
1:A:38:C:N4	1:A:653:C:H42	2.07	0.53
1:A:1416:C:H42	1:A:1434:A:H61	1.55	0.53
1:A:2443:U:C2	1:A:2659:G:N1	2.76	0.53
1:A:2711:U:O4'	3:DC:57:ARG:NE	2.42	0.53
1:A:3297:A:N6	1:A:3324:A:N1	2.56	0.53
3:BB:125:ILE:CD1	3:MA:109:ARG:HD3	2.36	0.53
3:BC:44:LEU:HD11	3:BC:73:ALA:CB	2.39	0.53
3:BG:121:LEU:O	3:BG:125:ILE:HG22	2.07	0.53
3:BK:34:SER:C	3:BK:35:LEU:HD12	2.28	0.53
3:BL:132:TYR:OH	3:CF:26:VAL:O	2.25	0.53
3:BM:125:ILE:HG23	3:DJ:109:ARG:CZ	2.37	0.53
3:CA:111:GLU:N	3:DH:11:ILE:HD11	2.23	0.53
3:CI:111:GLU:N	3:DI:11:ILE:HD11	2.22	0.53
3:CI:114:ALA:CB	3:DI:8:LEU:HD22	2.38	0.53
3:CJ:102:ASP:OD1	3:CJ:103:GLU:N	2.40	0.53
3:CK:109:ARG:HB2	3:NC:125:ILE:HD11	1.89	0.53
3:DA:99:TYR:OH	3:DB:82:PRO:HG2	2.08	0.53
3:DA:99:TYR:CE2	3:DB:81:ASP:OD2	2.60	0.53
3:DC:97:THR:N	3:DC:100:SER:HG	2.06	0.53
3:DD:121:LEU:HA	3:DD:124:ALA:HB3	1.90	0.53
3:DL:55:PRO:HG3	3:DL:62:TYR:CE1	2.42	0.53
3:EE:105:ARG:HH12	3:LI:128:LEU:HD11	1.73	0.53
3:FA:5:THR:HG23	3:FA:22:ASN:OD1	2.08	0.53
3:FG:86:ARG:NH1	3:KG:104:GLU:OE1	2.41	0.53
3:FL:130:PRO:HA	3:HD:52:VAL:HG12	1.89	0.53
3:GD:56:SER:O	3:GD:59:ARG:O	2.27	0.53
3:GH:62:TYR:CD2	3:KB:128:LEU:HD22	2.43	0.53
3:GI:129:ASN:OD1	3:JA:24:ARG:C	2.47	0.53
3:HF:78:GLY:O	3:HF:79:SER:OG	2.25	0.53
3:IA:24:ARG:NH1	3:ID:127:GLN:O	2.41	0.53
3:IA:48:VAL:HG22	3:IA:68:ILE:CD1	2.38	0.53
3:IE:7:THR:HG23	3:IE:7:THR:O	2.08	0.53
3:IM:111:GLU:O	3:IM:115:LEU:HD23	2.08	0.53
3:KH:132:TYR:CE2	3:KM:25:GLY:CA	2.91	0.53
3:KK:109:ARG:HG2	3:MH:116:LEU:CD1	2.38	0.53
3:KL:43:ALA:C	3:KL:44:LEU:HD22	2.27	0.53
3:KM:111:GLU:CD	3:MF:68:ILE:HD11	2.29	0.53
3:LA:125:ILE:CG2	3:MD:64:VAL:HG11	2.39	0.53
3:LG:109:ARG:HG2	3:MG:116:LEU:HD11	1.89	0.53
3:ML:81:ASP:OD2	3:ML:83:SER:OG	2.26	0.53
3:NB:68:ILE:HD11	3:NF:111:GLU:HG2	1.90	0.53

Continued on next page...

Continued from previous page...

Atom-1	Atom-2	Interatomic distance (Å)	Clash overlap (Å)
3:NG:55:PRO:HB3	3:NG:60:LYS:HG3	1.89	0.53
1:A:506:C:H2'	1:A:507:U:O4'	2.08	0.53
1:A:1334:C:O2'	1:A:1583:U:H4'	2.09	0.53
1:A:1741:A:H2'	1:A:1742:U:O4'	2.07	0.53
1:A:2916:G:N1	1:A:2927:U:O4	2.42	0.53
1:A:3041:G:H3'	1:A:3041:G:N3	2.23	0.53
1:A:3243:G:OP1	3:KK:59:ARG:NH1	2.40	0.53
1:A:3714:C:O2'	1:A:3715:C:O5'	2.26	0.53
1:A:3926:G:H1'	1:A:4159:A:H61	1.74	0.53
3:BK:75:THR:O	3:HL:79:SER:HA	2.07	0.53
3:CB:92:VAL:HG22	3:HC:92:VAL:HG22	1.90	0.53
3:CC:111:GLU:N	3:DF:11:ILE:HD11	2.22	0.53
3:CE:111:GLU:O	3:CE:115:LEU:HD23	2.09	0.53
3:CF:122:ILE:HA	3:GM:109:ARG:NH1	2.22	0.53
3:CI:11:ILE:HG22	3:CI:17:GLN:C	2.29	0.53
3:CL:8:LEU:HD11	3:HH:115:LEU:CD2	2.38	0.53
3:CL:16:LYS:HE2	3:CL:16:LYS:HA	1.90	0.53
3:DB:11:ILE:HD11	3:DK:111:GLU:N	2.23	0.53
3:DH:15:GLY:O	3:DH:16:LYS:HE2	2.07	0.53
3:DH:37:GLN:O	3:DH:45:GLU:OE2	2.25	0.53
3:DK:115:LEU:C	3:DK:121:LEU:HD12	2.29	0.53
3:EB:26:VAL:HG11	3:MJ:132:TYR:CZ	2.43	0.53
3:EJ:102:ASP:OD1	3:EJ:103:GLU:N	2.40	0.53
3:EK:8:LEU:HD21	3:FM:111:GLU:HA	1.90	0.53
3:FD:12:GLY:N	3:LH:110:THR:HG21	2.22	0.53
3:FE:8:LEU:HD13	3:KI:115:LEU:HD22	1.90	0.53
3:FE:114:ALA:HB2	3:KI:11:ILE:HD11	1.89	0.53
3:FK:20:VAL:O	3:FK:20:VAL:HG23	2.06	0.53
3:FL:132:TYR:OH	3:HC:26:VAL:O	2.27	0.53
3:FN:132:TYR:CE2	3:HC:26:VAL:HG12	2.44	0.53
3:GH:75:THR:O	3:KC:79:SER:HA	2.08	0.53
3:GJ:126:ASP:HA	3:GN:105:ARG:NE	2.23	0.53
3:GK:11:ILE:HG22	3:GK:17:GLN:C	2.29	0.53
3:GK:75:THR:O	3:JB:79:SER:HA	2.08	0.53
3:GN:52:VAL:O	3:GN:52:VAL:HG13	2.07	0.53
3:HA:55:PRO:HB3	3:HA:60:LYS:HB2	1.90	0.53
3:HJ:119:PRO:CA	3:HJ:122:ILE:HD12	2.35	0.53
3:HK:61:ASN:HA	3:HK:96:PHE:O	2.08	0.53
3:HL:37:GLN:CA	3:HL:45:GLU:OE2	2.57	0.53
3:IC:11:ILE:HG23	3:IC:17:GLN:HB2	1.90	0.53
3:IG:105:ARG:HH11	3:JJ:126:ASP:HA	1.72	0.53

Continued on next page...

Continued from previous page...

Atom-1	Atom-2	Interatomic distance (Å)	Clash overlap (Å)
3:IG:115:LEU:HD23	3:IG:121:LEU:CD1	2.38	0.53
3:IH:93:THR:HB	3:NG:91:ASP:OD1	2.09	0.53
3:II:11:ILE:HG22	3:II:17:GLN:O	2.08	0.53
3:IJ:17:GLN:N	3:IJ:17:GLN:OE1	2.42	0.53
3:IJ:109:ARG:NE	3:NE:122:ILE:HD12	2.24	0.53
3:IN:18:THR:C	3:IN:19:LEU:HD22	2.29	0.53
3:JK:52:VAL:HG12	3:JK:64:VAL:HG22	1.91	0.53
3:KB:127:GLN:N	3:KB:127:GLN:OE1	2.41	0.53
3:KH:115:LEU:HD12	3:KL:68:ILE:HD11	1.89	0.53
3:KH:131:ALA:HB1	3:KL:3:LEU:HD22	1.90	0.53
3:KJ:3:LEU:HD23	3:LE:132:TYR:N	2.23	0.53
3:KK:125:ILE:HD13	3:MH:64:VAL:HG11	1.91	0.53
3:LH:101:THR:HG22	3:LH:104:GLU:CD	2.28	0.53
3:LN:116:LEU:O	3:MI:109:ARG:CZ	2.57	0.53
3:MB:26:VAL:HG23	3:MB:32:VAL:C	2.29	0.53
3:MC:27:ASN:OD1	3:MC:29:THR:N	2.41	0.53
3:NH:97:THR:O	3:NH:100:SER:OG	2.25	0.53
1:A:177:C:O2	1:A:316:U:H3'	2.08	0.53
1:A:552:A:N1	1:A:653:C:C4	2.76	0.53
1:A:1260:C:N4	1:A:1261:U:O2	2.41	0.53
1:A:1407:C:C2	3:EJ:57:ARG:NH1	2.76	0.53
1:A:3549:C:H2'	1:A:3550:A:C8	2.43	0.53
1:A:4174:U:H2'	1:A:4175:C:O4'	2.09	0.53
3:BA:105:ARG:O	3:BA:108:VAL:HG22	2.08	0.53
3:BA:111:GLU:N	3:MK:11:ILE:HD11	2.23	0.53
3:BM:125:ILE:HG23	3:DJ:109:ARG:NH2	2.22	0.53
3:CJ:103:GLU:OE1	3:HJ:13:LYS:NZ	2.24	0.53
3:CK:11:ILE:HD12	3:NC:110:THR:CB	2.38	0.53
3:DA:79:SER:HA	3:DD:75:THR:O	2.08	0.53
3:DA:103:GLU:HA	3:DA:103:GLU:OE1	2.09	0.53
3:DB:55:PRO:HA	3:DB:60:LYS:O	2.09	0.53
3:DB:112:LEU:HD11	3:DK:92:VAL:HG21	1.90	0.53
3:DG:100:SER:CA	3:EJ:86:ARG:NH1	2.72	0.53
3:DJ:3:LEU:HD21	3:DJ:33:ALA:HB1	1.91	0.53
3:ED:95:SER:HB2	3:EH:89:TYR:HB2	1.90	0.53
3:EF:42:PRO:HA	3:EF:45:GLU:OE1	2.09	0.53
3:EJ:48:VAL:HG22	3:EJ:68:ILE:CD1	2.39	0.53
3:FJ:56:SER:N	3:FJ:59:ARG:HB2	2.24	0.53
3:GD:105:ARG:NE	3:KF:128:LEU:HD11	2.23	0.53
3:GJ:49:THR:OG1	3:GJ:67:LYS:CG	2.56	0.53
3:GJ:110:THR:OG1	3:GN:11:ILE:HD12	2.09	0.53

Continued on next page...

Continued from previous page...

Atom-1	Atom-2	Interatomic distance (Å)	Clash overlap (Å)
3:GK:97:THR:O	3:GK:100:SER:OG	2.14	0.53
3:GL:29:THR:OG1	3:GL:30:ASN:N	2.42	0.53
3:HD:3:LEU:HD12	3:HD:35:LEU:HD11	1.89	0.53
3:HD:125:ILE:HG23	3:HD:126:ASP:N	2.24	0.53
3:HE:132:TYR:OH	3:KD:132:TYR:OH	2.24	0.53
3:HK:112:LEU:O	3:HK:116:LEU:HD23	2.08	0.53
3:HM:112:LEU:O	3:HM:116:LEU:HD23	2.08	0.53
3:HN:60:LYS:N	3:HN:61:ASN:HB3	2.23	0.53
3:IB:8:LEU:HD22	3:IK:114:ALA:HB3	1.91	0.53
3:IC:72:THR:HG21	3:IC:86:ARG:NH2	2.23	0.53
3:IC:122:ILE:HA	3:JN:109:ARG:NH1	2.22	0.53
3:IG:104:GLU:O	3:IG:107:PHE:HB3	2.09	0.53
3:JA:59:ARG:CZ	3:JA:63:LYS:HD3	2.38	0.53
3:JE:75:THR:HG23	3:JE:82:PRO:HG3	1.91	0.53
3:JG:125:ILE:HG21	3:LD:109:ARG:HD2	1.91	0.53
3:KB:18:THR:O	3:KB:19:LEU:HD22	2.08	0.53
3:LB:52:VAL:O	3:LB:52:VAL:HG23	2.08	0.53
3:LL:6:VAL:HG12	3:LL:8:LEU:CD1	2.39	0.53
3:LL:105:ARG:NH2	3:MB:128:LEU:CD1	2.71	0.53
3:MA:30:ASN:OD1	3:MA:32:VAL:HG23	2.09	0.53
3:ME:11:ILE:HD11	3:NH:111:GLU:N	2.23	0.53
3:NH:60:LYS:HB2	3:NH:61:ASN:HB3	1.91	0.53
1:A:348:C:C4	1:A:349:G:N7	2.76	0.53
1:A:582:U:HO2'	1:A:583:G:N2	2.05	0.53
1:A:962:U:H2'	1:A:963:U:O4'	2.09	0.53
1:A:1410:A:OP2	3:EK:59:ARG:NH2	2.39	0.53
1:A:2108:C:H2'	1:A:2109:G:O4'	2.09	0.53
1:A:2211:G:H21	1:A:2213:U:P	2.31	0.53
1:A:2520:C:H2'	1:A:2521:C:C6	2.43	0.53
1:A:3255:C:O4'	1:A:3802:A:N3	2.42	0.53
1:A:3302:C:N4	1:A:3303:G:O6	2.42	0.53
1:A:3316:C:H2'	1:A:3317:U:C6	2.43	0.53
1:A:3769:U:O2	3:LH:65:GLN:NE2	2.41	0.53
3:BD:11:ILE:HD12	3:JB:110:THR:CB	2.38	0.53
3:BJ:100:SER:HA	3:BN:86:ARG:NH1	2.24	0.53
3:BL:129:ASN:ND2	3:CE:24:ARG:HA	2.23	0.53
3:CB:131:ALA:O	3:CB:132:TYR:HD1	1.90	0.53
3:CC:26:VAL:O	3:CC:26:VAL:HG13	2.09	0.53
3:CC:110:THR:CB	3:DF:11:ILE:HD12	2.38	0.53
3:CD:125:ILE:O	3:CD:128:LEU:HD12	2.08	0.53
3:CN:125:ILE:HB	3:DD:109:ARG:HH11	1.73	0.53

Continued on next page...

Continued from previous page...

Atom-1	Atom-2	Interatomic distance (Å)	Clash overlap (Å)
3:CN:125:ILE:O	3:CN:128:LEU:HD12	2.09	0.53
3:DE:92:VAL:CG2	3:EL:112:LEU:HD21	2.38	0.53
3:DH:11:ILE:HG22	3:DH:17:GLN:C	2.28	0.53
3:DL:114:ALA:CB	3:MN:8:LEU:HD22	2.39	0.53
3:EA:92:VAL:CG2	3:LM:92:VAL:HG22	2.35	0.53
3:EF:103:GLU:HA	3:FA:13:LYS:CE	2.38	0.53
3:FF:11:ILE:HG22	3:FF:17:GLN:C	2.29	0.53
3:GD:41:VAL:O	3:GD:44:LEU:HG	2.09	0.53
3:GD:60:LYS:HB2	3:GD:61:ASN:CB	2.39	0.53
3:GD:115:LEU:HD21	3:KF:8:LEU:HD11	1.90	0.53
3:GI:127:GLN:N	3:GI:127:GLN:OE1	2.42	0.53
3:GM:32:VAL:HG13	3:GM:51:SER:OG	2.08	0.53
3:HB:44:LEU:HD13	3:HD:98:GLN:NE2	2.24	0.53
3:HD:4:GLU:O	3:HD:6:VAL:HG23	2.07	0.53
3:HI:8:LEU:HD11	3:HI:11:ILE:HD13	1.90	0.53
3:IE:55:PRO:HB3	3:IE:60:LYS:HD2	1.88	0.53
3:IF:62:TYR:CD2	3:NI:128:LEU:CD2	2.90	0.53
3:IF:110:THR:CB	3:NI:11:ILE:HD12	2.38	0.53
3:IH:118:SER:O	3:IH:122:ILE:HG12	2.08	0.53
3:JG:125:ILE:HG23	3:JG:126:ASP:N	2.22	0.53
3:JI:41:VAL:O	3:JI:45:GLU:OE1	2.25	0.53
3:JK:8:LEU:HD12	3:KN:114:ALA:HB3	1.90	0.53
3:KC:101:THR:HB	3:KC:103:GLU:OE1	2.09	0.53
3:KE:60:LYS:N	3:KE:61:ASN:HB3	2.23	0.53
3:LJ:50:VAL:HG13	3:LJ:66:VAL:HG22	1.89	0.53
3:LK:7:THR:O	3:LK:8:LEU:HD22	2.08	0.53
3:MC:14:ASP:OD2	3:MC:16:LYS:NZ	2.40	0.53
3:ML:24:ARG:NH2	3:ML:45:GLU:OE2	2.42	0.53
3:ML:60:LYS:HG2	3:ML:98:GLN:HG3	1.89	0.53
3:ND:69:GLN:NE2	3:ND:89:TYR:CE2	2.71	0.53
1:A:140:A:H2'	1:A:141:C:O4'	2.08	0.53
1:A:1128:A:C2'	1:A:1129:U:O4'	2.56	0.53
1:A:2469:G:O2'	1:A:2470:C:O5'	2.17	0.53
1:A:3336:U:H2'	1:A:3338:C:H41	1.74	0.53
1:A:3821:C:OP1	3:FE:67:LYS:NZ	2.41	0.53
3:BB:91:ASP:OD1	3:BB:91:ASP:O	2.27	0.53
3:BI:79:SER:OG	3:BI:81:ASP:OD1	2.26	0.53
3:BK:114:ALA:HB1	3:HK:8:LEU:HD22	1.91	0.53
3:CB:6:VAL:HG12	3:CB:8:LEU:CD2	2.39	0.53
3:CB:24:ARG:HB2	3:CB:34:SER:OG	2.08	0.53
3:CC:44:LEU:CD1	3:CC:82:PRO:HG2	2.39	0.53

Continued on next page...

Continued from previous page...

Atom-1	Atom-2	Interatomic distance (Å)	Clash overlap (Å)
3:CC:122:ILE:HA	3:DF:109:ARG:CZ	2.39	0.53
3:CF:106:ALA:O	3:CF:110:THR:HG22	2.08	0.53
3:CH:122:ILE:HG22	3:HL:109:ARG:NH1	2.23	0.53
3:CI:11:ILE:HD11	3:DI:111:GLU:N	2.22	0.53
3:CJ:110:THR:HB	3:HJ:11:ILE:HD12	1.90	0.53
3:CJ:129:ASN:OD1	3:HH:25:GLY:N	2.42	0.53
3:DA:99:TYR:OH	3:DB:82:PRO:CG	2.57	0.53
3:DB:3:LEU:HD11	3:DB:35:LEU:HD11	1.91	0.53
3:DC:41:VAL:O	3:DC:44:LEU:N	2.37	0.53
3:DC:132:TYR:CZ	3:EN:26:VAL:HG11	2.44	0.53
3:DE:56:SER:H	3:DE:60:LYS:HA	1.73	0.53
3:DE:115:LEU:HD22	3:EL:8:LEU:HD13	1.88	0.53
3:DF:6:VAL:HG12	3:DF:8:LEU:HD21	1.91	0.53
3:DL:125:ILE:HG23	3:DL:126:ASP:N	2.24	0.53
3:DM:99:TYR:N	3:EM:86:ARG:NH2	2.57	0.53
3:EB:59:ARG:NE	3:EB:63:LYS:HE2	2.24	0.53
3:EE:111:GLU:CD	3:LI:68:ILE:HD13	2.28	0.53
3:EF:101:THR:HG23	3:EF:103:GLU:HB3	1.91	0.53
3:EI:92:VAL:CG2	3:GA:112:LEU:HD21	2.37	0.53
3:FB:59:ARG:HA	3:FB:59:ARG:NE	2.24	0.53
3:FH:102:ASP:OD1	3:FH:102:ASP:N	2.39	0.53
3:GH:97:THR:N	3:GH:100:SER:OG	2.41	0.53
3:GK:101:THR:CG2	3:JA:86:ARG:HH22	2.15	0.53
3:HB:131:ALA:O	3:HB:132:TYR:CD1	2.61	0.53
3:HJ:18:THR:O	3:HJ:19:LEU:HD23	2.09	0.53
3:II:6:VAL:HG12	3:II:8:LEU:CD2	2.38	0.53
3:II:60:LYS:HB2	3:II:61:ASN:CB	2.37	0.53
3:II:81:ASP:OD1	3:IK:99:TYR:CG	2.62	0.53
3:IK:18:THR:C	3:IK:19:LEU:HD22	2.29	0.53
3:JI:52:VAL:O	3:JI:52:VAL:HG23	2.08	0.53
3:JI:102:ASP:OD1	3:JI:103:GLU:N	2.42	0.53
3:JN:106:ALA:HA	3:JN:109:ARG:CD	2.39	0.53
3:LF:26:VAL:HG22	3:LF:33:ALA:HB2	1.91	0.53
3:LI:98:GLN:HG3	3:LJ:43:ALA:HB2	1.90	0.53
3:LJ:50:VAL:HG22	3:LJ:66:VAL:HG13	1.89	0.53
3:LN:64:VAL:HG11	3:MI:125:ILE:HD11	1.90	0.53
3:MA:34:SER:C	3:MA:35:LEU:HD12	2.29	0.53
3:MI:37:GLN:NE2	3:MI:38:ALA:O	2.41	0.53
3:NI:11:ILE:HG23	3:NI:17:GLN:HB2	1.91	0.53
1:A:1225:A:H2 ⁷	1:A:1226:A:C8	2.43	0.53
1:A:2457:G:N7	1:A:2458:A:N6	2.50	0.53

Continued on next page...

Continued from previous page...

Atom-1	Atom-2	Interatomic distance (Å)	Clash overlap (Å)
1:A:2906:G:H2'	1:A:2907:U:C6	2.43	0.53
1:A:3349:C:OP2	3:MD:59:ARG:NH2	2.42	0.53
1:A:3538:C:C2	1:A:3539:G:C8	2.97	0.53
2:M:136:THR:OG1	2:M:137:GLN:OE1	2.26	0.53
3:BA:86:ARG:NH1	3:MK:100:SER:HA	2.24	0.53
3:BA:99:TYR:O	3:MK:86:ARG:NH2	2.42	0.53
3:BF:80:CYS:SG	3:CE:85:THR:HG21	2.49	0.53
3:BH:62:TYR:HB3	3:IL:128:LEU:CD2	2.38	0.53
3:CA:110:THR:CB	3:DH:11:ILE:HD12	2.39	0.53
3:CB:128:LEU:CD2	3:HC:62:TYR:HD2	2.22	0.53
3:CI:102:ASP:HB2	3:DI:126:ASP:OD1	2.08	0.53
3:CJ:3:LEU:CD1	3:CJ:35:LEU:HD11	2.38	0.53
3:CL:110:THR:HB	3:HH:11:ILE:HD12	1.89	0.53
3:DG:109:ARG:HD2	3:EJ:122:ILE:HD12	1.90	0.53
3:EE:62:TYR:CD2	3:LI:128:LEU:HD23	2.44	0.53
3:EF:97:THR:HG21	3:FA:86:ARG:CG	2.39	0.53
3:EG:58:ASN:OD1	3:EG:59:ARG:N	2.42	0.53
3:EI:121:LEU:HD21	3:GA:66:VAL:HG21	1.91	0.53
3:EK:125:ILE:HG12	3:FM:109:ARG:NH2	2.23	0.53
3:EL:55:PRO:HG3	3:EL:62:TYR:HE1	1.73	0.53
3:FE:60:LYS:HB2	3:FE:61:ASN:HB2	1.91	0.53
3:FG:111:GLU:N	3:KG:11:ILE:HD11	2.23	0.53
3:FI:61:ASN:OD1	3:FI:95:SER:OG	2.22	0.53
3:FL:115:LEU:HD12	3:HD:68:ILE:HD11	1.91	0.53
3:GH:26:VAL:O	3:JC:132:TYR:OH	2.26	0.53
3:GJ:4:GLU:OE1	3:GJ:5:THR:N	2.41	0.53
3:GK:96:PHE:CZ	3:GK:105:ARG:HG3	2.43	0.53
3:HC:98:GLN:O	3:HD:42:PRO:HD2	2.09	0.53
3:HN:41:VAL:O	3:HN:44:LEU:HG	2.09	0.53
3:IJ:98:GLN:OE1	3:IK:43:ALA:HB2	2.09	0.53
3:IM:79:SER:O	3:IM:80:CYS:CB	2.57	0.53
3:JA:41:VAL:O	3:JA:44:LEU:HG	2.07	0.53
3:JF:56:SER:OG	3:JF:61:ASN:ND2	2.42	0.53
3:JF:110:THR:CB	3:KA:11:ILE:HD12	2.39	0.53
3:JG:19:LEU:HD11	3:LD:107:PHE:CE1	2.43	0.53
3:JH:18:THR:C	3:JH:19:LEU:HD22	2.29	0.53
3:JH:81:ASP:N	3:JH:81:ASP:OD1	2.41	0.53
3:MA:127:GLN:C	3:MA:128:LEU:HD12	2.28	0.53
3:ME:62:TYR:CD2	3:NH:128:LEU:HD23	2.44	0.53
3:MF:55:PRO:HG3	3:MF:62:TYR:CE2	2.43	0.53
3:MG:91:ASP:OD1	3:MG:92:VAL:N	2.42	0.53

Continued on next page...

Continued from previous page...

Atom-1	Atom-2	Interatomic distance (Å)	Clash overlap (Å)
3:MN:48:VAL:HG22	3:MN:68:ILE:CD1	2.38	0.53
3:NB:19:LEU:HD21	3:NB:21:LEU:HD21	1.91	0.53
3:NF:87:GLN:N	3:NF:87:GLN:OE1	2.41	0.53
1:A:191:G:H3'	3:NB:57:ARG:HH21	1.74	0.53
1:A:234:C:H2'	1:A:235:G:C8	2.44	0.53
1:A:326:C:H2'	1:A:327:A:C8	2.44	0.53
1:A:1398:A:H2'	1:A:1399:C:O4'	2.08	0.53
1:A:1743:U:N3	1:A:1744:G:N7	2.57	0.53
1:A:1779:A:O2'	1:A:1780:A:OP2	2.26	0.53
1:A:2073:G:H2'	1:A:2074:A:O4'	2.09	0.53
1:A:2250:G:C2	1:A:2251:G:C8	2.97	0.53
1:A:2306:A:H2'	1:A:2307:G:C8	2.44	0.53
1:A:2630:G:C6	1:A:2631:G:N7	2.77	0.53
1:A:2649:G:H4'	3:EH:58:ASN:ND2	2.23	0.53
1:A:2923:G:H2'	1:A:2924:A:O4'	2.09	0.53
1:A:3092:G:HO2'	1:A:3093:G:C5'	2.22	0.53
1:A:3557:U:HO2'	1:A:3558:U:P	2.31	0.53
1:A:4072:C:H2'	1:A:4073:C:O4'	2.09	0.53
3:BI:125:ILE:H	3:HM:109:ARG:HH22	1.55	0.53
3:CB:122:ILE:HG23	3:HC:109:ARG:NH2	2.24	0.53
3:CH:62:TYR:CG	3:HL:128:LEU:HD21	2.44	0.53
3:CM:92:VAL:HG21	3:NA:112:LEU:HD11	1.90	0.53
3:DA:53:SER:OG	3:DA:63:LYS:HG2	2.08	0.53
3:DF:91:ASP:OD1	3:DF:92:VAL:N	2.41	0.53
3:DG:11:ILE:CG2	3:DG:17:GLN:HB2	2.39	0.53
3:DK:11:ILE:CG2	3:DK:17:GLN:HB2	2.39	0.53
3:DL:112:LEU:HD11	3:MN:92:VAL:CG2	2.39	0.53
3:DL:122:ILE:CD1	3:MN:109:ARG:CZ	2.83	0.53
3:DM:107:PHE:O	3:DM:111:GLU:OE1	2.26	0.53
3:EB:54:GLN:HG2	3:EB:55:PRO:HD2	1.91	0.53
3:EI:119:PRO:HA	3:EI:122:ILE:HB	1.91	0.53
3:EM:6:VAL:HG12	3:EM:8:LEU:CD2	2.38	0.53
3:EM:22:ASN:OD1	3:EM:23:PRO:CD	2.55	0.53
3:FI:109:ARG:HH21	3:KE:125:ILE:HG22	1.73	0.53
3:FK:13:LYS:HD3	3:FK:13:LYS:N	2.22	0.53
3:GC:96:PHE:HE2	3:GC:105:ARG:CZ	2.21	0.53
3:GF:42:PRO:HD2	3:GF:43:ALA:N	2.23	0.53
3:GH:24:ARG:NE	3:GH:24:ARG:C	2.61	0.53
3:GK:103:GLU:HA	3:JA:13:LYS:NZ	2.24	0.53
3:GM:49:THR:OG1	3:GM:67:LYS:HB2	2.09	0.53
3:HF:122:ILE:O	3:HF:126:ASP:HB2	2.08	0.53

Continued on next page...

Continued from previous page...

Atom-1	Atom-2	Interatomic distance (Å)	Clash overlap (Å)
3:HG:7:THR:C	3:HG:8:LEU:HD22	2.30	0.53
3:HL:118:SER:O	3:HL:122:ILE:HG12	2.09	0.53
3:HM:6:VAL:HG12	3:HM:8:LEU:HD21	1.89	0.53
3:HN:131:ALA:O	3:HN:132:TYR:HD1	1.92	0.53
3:IJ:55:PRO:CD	3:IJ:62:TYR:CE2	2.92	0.53
3:IM:11:ILE:HD12	3:JM:110:THR:CB	2.39	0.53
3:IM:64:VAL:HG11	3:JM:125:ILE:HD13	1.91	0.53
3:JA:30:ASN:OD1	3:JA:32:VAL:HG23	2.09	0.53
3:JC:87:GLN:N	3:JC:87:GLN:OE1	2.42	0.53
3:JH:79:SER:O	3:JH:80:CYS:HB3	2.09	0.53
3:JK:6:VAL:HG12	3:JK:8:LEU:CD2	2.38	0.53
3:KD:16:LYS:HA	3:KD:16:LYS:HE2	1.89	0.53
3:LB:14:ASP:OD1	3:LB:16:LYS:N	2.42	0.53
3:LG:119:PRO:HA	3:LG:122:ILE:HD12	1.89	0.53
3:LL:109:ARG:CZ	3:MB:122:ILE:HA	2.38	0.53
3:LM:41:VAL:O	3:LM:41:VAL:HG13	2.08	0.53
3:MB:102:ASP:OD1	3:MB:103:GLU:N	2.41	0.53
3:ME:101:THR:N	3:ME:104:GLU:OE1	2.41	0.53
3:MF:109:ARG:HG3	3:MF:110:THR:N	2.22	0.53
1:A:291:C:O2'	1:A:292:C:P	2.67	0.53
1:A:1130:C:C4	1:A:1152:A:N1	2.77	0.53
1:A:1397:A:H61	1:A:1545:A:H61	1.57	0.53
1:A:1439:C:H2'	1:A:1440:G:C8	2.44	0.53
1:A:1487:U:O2	3:BN:59:ARG:NH2	2.42	0.53
1:A:2242:C:P	3:FJ:59:ARG:HH22	2.32	0.53
1:A:2243:A:H2'	1:A:2244:U:C6	2.43	0.53
1:A:3120:A:H2'	1:A:3121:A:O4'	2.09	0.53
1:A:3128:C:H2'	1:A:3129:C:C6	2.44	0.53
1:A:3754:G:H2'	1:A:3755:U:C6	2.44	0.53
1:A:3768:G:H1'	1:A:3769:U:OP2	2.09	0.53
3:BJ:110:THR:CB	3:BN:11:ILE:HD12	2.38	0.53
3:BM:25:GLY:N	3:DH:129:ASN:OD1	2.42	0.53
3:CC:109:ARG:NE	3:DF:122:ILE:HD12	2.24	0.53
3:CF:86:ARG:CZ	3:GM:99:TYR:O	2.57	0.53
3:CK:121:LEU:O	3:CK:125:ILE:HG22	2.09	0.53
3:DB:111:GLU:CA	3:DK:11:ILE:HD11	2.39	0.53
3:EC:107:PHE:O	3:EC:111:GLU:OE1	2.27	0.53
3:EI:92:VAL:HG22	3:GA:92:VAL:HG22	1.90	0.53
3:FE:128:LEU:HD11	3:KI:105:ARG:CD	2.39	0.53
3:FI:112:LEU:O	3:FI:116:LEU:HD23	2.09	0.53
3:FJ:106:ALA:HA	3:FJ:109:ARG:NH1	2.24	0.53

Continued on next page...

Continued from previous page...

Atom-1	Atom-2	Interatomic distance (Å)	Clash overlap (Å)
3:FJ:109:ARG:HH21	3:HF:125:ILE:HG13	1.73	0.53
3:FK:22:ASN:O	3:FK:35:LEU:HD23	2.08	0.53
3:GD:128:LEU:HD23	3:KF:62:TYR:CD2	2.44	0.53
3:GN:55:PRO:HD3	3:GN:62:TYR:CE2	2.43	0.53
3:HD:103:GLU:HG3	3:HD:104:GLU:N	2.24	0.53
3:HI:106:ALA:CB	3:II:13:LYS:HZ2	2.16	0.53
3:II:102:ASP:OD1	3:II:103:GLU:N	2.42	0.53
3:JA:34:SER:C	3:JA:35:LEU:HD12	2.29	0.53
3:JE:117:ALA:O	3:JE:122:ILE:HD11	2.09	0.53
3:JG:11:ILE:HD11	3:LD:111:GLU:N	2.24	0.53
3:JM:7:THR:O	3:JM:7:THR:HG23	2.08	0.53
3:KC:64:VAL:HG11	3:LC:125:ILE:CD1	2.39	0.53
3:KC:77:ASN:ND2	3:LD:77:ASN:O	2.42	0.53
3:KC:106:ALA:HB2	3:LC:126:ASP:OD1	2.08	0.53
3:KJ:41:VAL:O	3:KJ:45:GLU:OE1	2.26	0.53
3:KL:79:SER:O	3:KL:80:CYS:HB3	2.09	0.53
3:KM:132:TYR:OH	3:ME:26:VAL:HG23	2.08	0.53
3:LD:37:GLN:C	3:LD:45:GLU:OE2	2.47	0.53
3:LD:55:PRO:HD3	3:LD:62:TYR:CD2	2.43	0.53
3:LG:61:ASN:OD1	3:LG:96:PHE:O	2.25	0.53
3:LL:101:THR:C	3:LL:105:ARG:HD3	2.29	0.53
3:MA:27:ASN:OD1	3:MA:29:THR:N	2.42	0.53
3:ME:107:PHE:CZ	3:NH:19:LEU:HD11	2.44	0.53
3:MH:58:ASN:O	3:MH:59:ARG:NH1	2.39	0.53
3:MN:49:THR:OG1	3:MN:67:LYS:HB2	2.09	0.53
3:NC:59:ARG:HH11	3:NC:59:ARG:HG2	1.74	0.53
3:NH:102:ASP:OD1	3:NH:102:ASP:N	2.41	0.53
1:A:904:G:H2'	1:A:905:A:C8	2.44	0.53
1:A:998:G:H2'	1:A:999:G:O4'	2.09	0.53
1:A:1464:G:H2'	1:A:1465:C:C6	2.44	0.53
1:A:3722:G:N2	1:A:3723:C:N4	2.57	0.53
3:BB:76:ALA:HA	3:MB:79:SER:HA	1.91	0.53
3:BB:86:ARG:CZ	3:MA:99:TYR:O	2.57	0.53
3:BF:99:TYR:C	3:IN:86:ARG:HH12	2.12	0.53
3:BI:62:TYR:HD2	3:HM:128:LEU:HD23	1.73	0.53
3:CC:118:SER:O	3:CC:122:ILE:HG13	2.09	0.53
3:CE:16:LYS:O	3:CE:16:LYS:HD3	2.09	0.53
3:CJ:3:LEU:HD11	3:CJ:35:LEU:HD11	1.90	0.53
3:CL:75:THR:HG23	3:CL:82:PRO:HG3	1.89	0.53
3:CN:128:LEU:CD2	3:DD:62:TYR:CD2	2.92	0.53
3:DA:109:ARG:HH12	3:MM:122:ILE:HA	1.74	0.53

Continued on next page...

Continued from previous page...

Atom-1	Atom-2	Interatomic distance (Å)	Clash overlap (Å)
3:DG:109:ARG:HB3	3:EJ:125:ILE:HD11	1.90	0.53
3:DN:111:GLU:O	3:DN:115:LEU:HD23	2.09	0.53
3:EA:117:ALA:O	3:EA:122:ILE:HD11	2.08	0.53
3:EB:65:GLN:N	3:EB:65:GLN:OE1	2.42	0.53
3:EC:34:SER:C	3:EC:35:LEU:HD12	2.29	0.53
3:FB:99:TYR:OH	3:FC:81:ASP:O	2.27	0.53
3:FE:8:LEU:CD2	3:KI:111:GLU:HG3	2.40	0.53
3:FI:74:CYS:HA	3:KF:80:CYS:HB3	1.91	0.53
3:GJ:26:VAL:HG12	3:GJ:33:ALA:CA	2.38	0.53
3:GJ:121:LEU:HD22	3:GN:66:VAL:HG21	1.90	0.53
3:HG:65:GLN:OE1	3:HG:66:VAL:N	2.41	0.53
3:HM:18:THR:C	3:HM:19:LEU:HD22	2.30	0.53
3:IB:128:LEU:CD2	3:IK:62:TYR:CD2	2.92	0.53
3:IC:3:LEU:HD21	3:JN:131:ALA:HB1	1.91	0.53
3:IE:52:VAL:HG23	3:IE:64:VAL:HG22	1.91	0.53
3:IG:105:ARG:HE	3:JJ:128:LEU:HD11	1.74	0.53
3:JA:120:LEU:HD23	3:JA:121:LEU:HD23	1.89	0.53
3:JD:125:ILE:HG23	3:JD:126:ASP:N	2.24	0.53
3:JK:100:SER:OG	3:JK:105:ARG:NH1	2.33	0.53
3:KH:105:ARG:CD	3:KL:128:LEU:HD11	2.40	0.53
3:KJ:70:ASN:ND2	3:LE:108:VAL:HG12	2.24	0.53
3:KJ:105:ARG:HD3	3:LE:128:LEU:HD11	1.89	0.53
3:KK:105:ARG:CD	3:MH:128:LEU:HD11	2.39	0.53
3:LA:126:ASP:O	3:MD:105:ARG:CZ	2.57	0.53
3:LH:62:TYR:CE2	3:LH:98:GLN:OE1	2.62	0.53
3:LM:79:SER:HA	3:MB:75:THR:O	2.09	0.53
3:LM:109:ARG:HH11	3:LM:110:THR:HG22	1.73	0.53
3:MA:103:GLU:N	3:MA:103:GLU:OE1	2.36	0.53
3:MH:26:VAL:HG23	3:MH:32:VAL:C	2.29	0.53
3:NJ:46:LYS:HE2	3:NJ:70:ASN:HD22	1.73	0.53
1:A:995:C:N4	1:A:1015:A:N7	2.55	0.52
1:A:1295:U:C4	3:BK:57:ARG:NH1	2.77	0.52
1:A:1384:A:H2'	1:A:1385:A:O4'	2.09	0.52
1:A:1708:U:H2'	1:A:1709:G:C8	2.44	0.52
1:A:1866:G:H2'	1:A:1867:A:C8	2.44	0.52
1:A:2051:U:O2'	1:A:2053:A:C2	2.61	0.52
1:A:2090:U:H2'	1:A:2091:C:O4'	2.09	0.52
2:M:268:GLU:N	2:M:268:GLU:OE1	2.42	0.52
3:BK:24:ARG:CZ	3:BN:129:ASN:OD1	2.57	0.52
3:CA:93:THR:HB	3:DH:91:ASP:OD2	2.09	0.52
3:CA:132:TYR:CD2	3:DF:26:VAL:CG2	2.91	0.52

Continued on next page...

Continued from previous page...

Atom-1	Atom-2	Interatomic distance (Å)	Clash overlap (Å)
3:CH:121:LEU:HD23	3:HL:66:VAL:HG21	1.90	0.52
3:CJ:8:LEU:CD1	3:HJ:114:ALA:HB1	2.30	0.52
3:DC:4:GLU:OE1	3:DC:5:THR:N	2.42	0.52
3:DE:92:VAL:HG21	3:EL:112:LEU:HD21	1.90	0.52
3:DG:19:LEU:HD21	3:EJ:107:PHE:CE1	2.44	0.52
3:DM:13:LYS:HZ2	3:EM:103:GLU:HA	1.74	0.52
3:EG:128:LEU:HD22	3:GC:62:TYR:CD2	2.45	0.52
3:EH:111:GLU:O	3:EH:115:LEU:HD23	2.09	0.52
3:EJ:14:ASP:OD2	3:EJ:16:LYS:N	2.42	0.52
3:EJ:41:VAL:O	3:EJ:44:LEU:HG	2.09	0.52
3:EK:54:GLN:HB2	3:EK:55:PRO:HD2	1.91	0.52
3:EM:62:TYR:OH	3:EN:42:PRO:HB2	2.09	0.52
3:FB:3:LEU:HD21	3:FB:33:ALA:HB1	1.90	0.52
3:FK:24:ARG:HB3	3:FK:34:SER:O	2.09	0.52
3:FL:132:TYR:CE1	3:HC:28:PRO:HB3	2.44	0.52
3:GG:13:LYS:CE	3:JE:102:ASP:O	2.57	0.52
3:GI:105:ARG:CD	3:JC:128:LEU:HD11	2.39	0.52
3:HA:52:VAL:O	3:HA:52:VAL:HG13	2.09	0.52
3:HB:58:ASN:OD1	3:HB:59:ARG:NE	2.42	0.52
3:HN:69:GLN:OE1	3:HN:89:TYR:HB2	2.09	0.52
3:IB:64:VAL:HG11	3:IK:125:ILE:HD11	1.91	0.52
3:IG:103:GLU:HA	3:JJ:13:LYS:NZ	2.24	0.52
3:IG:118:SER:O	3:IG:122:ILE:HG12	2.10	0.52
3:II:94:PHE:HB3	3:II:96:PHE:CE1	2.44	0.52
3:IL:58:ASN:O	3:IL:60:LYS:NZ	2.41	0.52
3:JC:107:PHE:O	3:JC:111:GLU:HG2	2.09	0.52
3:JC:120:LEU:O	3:JC:123:ASP:OD1	2.26	0.52
3:KJ:52:VAL:O	3:KJ:52:VAL:HG23	2.06	0.52
3:LE:101:THR:CG2	3:LE:104:GLU:OE1	2.57	0.52
3:MF:65:GLN:HG2	3:MF:93:THR:HG23	1.90	0.52
3:MF:121:LEU:O	3:MF:125:ILE:HG22	2.08	0.52
3:MG:8:LEU:O	3:MG:18:THR:HG23	2.09	0.52
3:MN:79:SER:O	3:MN:80:CYS:HB3	2.09	0.52
3:NI:7:THR:O	3:NI:7:THR:HG23	2.09	0.52
1:A:495:C:C4'	3:BK:59:ARG:NH1	2.73	0.52
1:A:1220:C:H3'	1:A:1221:G:H5''	1.91	0.52
1:A:2628:U:H3'	1:A:2629:G:H5''	1.92	0.52
1:A:2923:G:OP1	3:FN:67:LYS:NZ	2.41	0.52
1:A:3092:G:O2'	1:A:3093:G:O5'	2.26	0.52
1:A:3151:C:H2'	1:A:3152:U:O4'	2.09	0.52
1:A:3630:A:H2'	1:A:3631:A:C8	2.44	0.52

Continued on next page...

Continued from previous page...

Atom-1	Atom-2	Interatomic distance (Å)	Clash overlap (Å)
1:A:3809:G:H5'	3:KH:59:ARG:H	1.74	0.52
1:A:4050:U:N3	1:A:4051:G:N7	2.57	0.52
3:BD:93:THR:HG1	3:JB:91:ASP:CG	2.08	0.52
3:BD:99:TYR:OH	3:BE:84:VAL:HG22	2.09	0.52
3:BJ:11:ILE:HG22	3:BJ:17:GLN:O	2.08	0.52
3:BL:55:PRO:HA	3:BL:60:LYS:O	2.09	0.52
3:BM:8:LEU:HD22	3:DJ:114:ALA:HB1	1.92	0.52
3:CB:103:GLU:HA	3:HC:13:LYS:NZ	2.24	0.52
3:CJ:25:GLY:HA2	3:DI:132:TYR:CE2	2.45	0.52
3:CM:115:LEU:HD12	3:NA:8:LEU:CD2	2.40	0.52
3:DE:128:LEU:CD2	3:EL:62:TYR:CD2	2.93	0.52
3:EE:21:LEU:CD1	3:EE:48:VAL:HG21	2.39	0.52
3:EI:109:ARG:NH2	3:GA:125:ILE:HG23	2.18	0.52
3:EI:122:ILE:HA	3:GA:109:ARG:NH1	2.24	0.52
3:FG:19:LEU:HD23	3:FG:37:GLN:NE2	2.24	0.52
3:FI:95:SER:O	3:FI:96:PHE:CD1	2.62	0.52
3:FN:17:GLN:N	3:FN:17:GLN:OE1	2.43	0.52
3:GF:110:THR:HB	3:KD:11:ILE:HD12	1.90	0.52
3:GG:11:ILE:HD11	3:JE:111:GLU:N	2.24	0.52
3:GH:1:ALA:HB2	3:KB:123:ASP:OD2	2.09	0.52
3:GH:19:LEU:CD1	3:KB:111:GLU:OE1	2.58	0.52
3:GK:34:SER:O	3:GK:35:LEU:HD22	2.09	0.52
3:HJ:123:ASP:OD1	3:HJ:129:ASN:CB	2.57	0.52
3:HN:60:LYS:HB2	3:HN:61:ASN:CB	2.39	0.52
3:IF:100:SER:OG	3:NI:86:ARG:NH2	2.41	0.52
3:IG:125:ILE:HG22	3:JJ:64:VAL:HG11	1.90	0.52
3:II:44:LEU:HD22	3:IK:98:GLN:O	2.09	0.52
3:II:54:GLN:O	3:II:59:ARG:NH1	2.31	0.52
3:JD:111:GLU:N	3:JH:11:ILE:HD11	2.24	0.52
3:JI:125:ILE:HG23	3:JI:126:ASP:N	2.24	0.52
3:KE:52:VAL:HG12	3:KE:54:GLN:NE2	2.25	0.52
3:KM:99:TYR:C	3:MF:86:ARG:NH2	2.63	0.52
3:LG:86:ARG:NH1	3:MG:100:SER:CA	2.71	0.52
3:LL:60:LYS:N	3:LL:61:ASN:HB3	2.24	0.52
3:LL:62:TYR:CD2	3:MB:128:LEU:HD23	2.45	0.52
3:LN:109:ARG:NH2	3:MI:122:ILE:HD13	2.25	0.52
3:MF:106:ALA:O	3:MF:109:ARG:HG2	2.09	0.52
3:MH:55:PRO:HD3	3:MH:62:TYR:CD1	2.43	0.52
3:MI:55:PRO:HB3	3:MI:60:LYS:HG2	1.91	0.52
3:MI:127:GLN:C	3:MI:128:LEU:HD12	2.30	0.52
3:MN:55:PRO:HD3	3:MN:62:TYR:CE1	2.44	0.52

Continued on next page...

Continued from previous page...

Atom-1	Atom-2	Interatomic distance (Å)	Clash overlap (Å)
3:NE:121:LEU:O	3:NE:125:ILE:HG22	2.08	0.52
1:A:1681:U:H2'	1:A:1682:U:C6	2.45	0.52
1:A:2447:C:H41	1:A:2448:A:N6	2.07	0.52
1:A:2448:A:H2'	1:A:2449:U:C6	2.45	0.52
1:A:2920:U:H3'	1:A:2922:A:OP2	2.10	0.52
1:A:3340:A:H2'	1:A:3341:G:N3	2.24	0.52
1:A:3427:A:H4'	3:GF:89:TYR:OH	2.09	0.52
2:M:178:ASP:OD2	2:M:181:ALA:HB3	2.09	0.52
2:M:366:ARG:HD3	2:M:366:ARG:O	2.08	0.52
3:BA:106:ALA:HB3	3:MK:13:LYS:HD2	1.91	0.52
3:BG:5:THR:HG22	3:BG:22:ASN:OD1	2.10	0.52
3:BH:6:VAL:HG12	3:BH:8:LEU:CD2	2.39	0.52
3:BH:26:VAL:HG11	3:IL:132:TYR:CZ	2.44	0.52
3:BI:13:LYS:HZ2	3:HM:106:ALA:HB3	1.74	0.52
3:CB:13:LYS:HZ1	3:HC:103:GLU:N	2.08	0.52
3:CH:24:ARG:C	3:HJ:129:ASN:OD1	2.47	0.52
3:CI:120:LEU:CD2	3:CI:121:LEU:HD23	2.40	0.52
3:CK:86:ARG:HH22	3:NC:97:THR:HG23	1.73	0.52
3:CN:110:THR:HB	3:DD:11:ILE:HD12	1.92	0.52
3:CN:115:LEU:HD22	3:DD:8:LEU:HD11	1.91	0.52
3:DE:11:ILE:HD12	3:EL:110:THR:CB	2.39	0.52
3:DL:3:LEU:HD23	3:MN:132:TYR:HA	1.90	0.52
3:EA:125:ILE:HD11	3:LM:64:VAL:HG11	1.92	0.52
3:EA:131:ALA:HB1	3:LM:3:LEU:HD22	1.90	0.52
3:EB:111:GLU:O	3:EB:115:LEU:HD23	2.09	0.52
3:EC:116:LEU:HD11	3:LK:109:ARG:HG2	1.92	0.52
3:ED:34:SER:O	3:ED:35:LEU:HD22	2.10	0.52
3:EM:60:LYS:HB2	3:EM:61:ASN:CB	2.40	0.52
3:EM:60:LYS:N	3:EM:61:ASN:HB3	2.25	0.52
3:FE:28:PRO:O	3:FF:29:THR:HG22	2.09	0.52
3:GF:11:ILE:HD12	3:KD:110:THR:CB	2.38	0.52
3:GH:24:ARG:HH22	3:JE:129:ASN:HB3	1.74	0.52
3:GJ:34:SER:C	3:GJ:35:LEU:HD12	2.30	0.52
3:GK:72:THR:HG22	3:GK:73:ALA:N	2.24	0.52
3:GK:87:GLN:HG2	3:GK:87:GLN:O	2.09	0.52
3:GL:112:LEU:HD11	3:HG:92:VAL:HG21	1.91	0.52
3:GN:50:VAL:HG23	3:GN:66:VAL:HG22	1.92	0.52
3:HB:125:ILE:HG23	3:HB:126:ASP:N	2.24	0.52
3:HJ:56:SER:OG	3:HJ:59:ARG:NE	2.30	0.52
3:HL:101:THR:OG1	3:HL:104:GLU:HG2	2.09	0.52
3:IC:110:THR:OG1	3:JN:11:ILE:HD12	2.09	0.52

Continued on next page...

Continued from previous page...

Atom-1	Atom-2	Interatomic distance (Å)	Clash overlap (Å)
3:JB:48:VAL:HG13	3:JB:68:ILE:HD13	1.90	0.52
3:KA:34:SER:C	3:KA:35:LEU:HD12	2.30	0.52
3:KH:52:VAL:HG13	3:KH:64:VAL:HG22	1.91	0.52
3:KJ:46:LYS:HG2	3:KJ:70:ASN:OD1	2.09	0.52
3:KJ:65:GLN:OE1	3:KJ:65:GLN:HA	2.10	0.52
3:KJ:110:THR:CB	3:LE:11:ILE:HD12	2.38	0.52
3:KK:13:LYS:HD2	3:MH:106:ALA:HB2	1.91	0.52
3:KK:109:ARG:HD3	3:MH:116:LEU:O	2.10	0.52
3:LB:46:LYS:HE3	3:LB:70:ASN:ND2	2.23	0.52
3:LK:66:VAL:HG12	3:LK:68:ILE:HD11	1.92	0.52
3:MD:11:ILE:CG2	3:MD:17:GLN:HB2	2.39	0.52
3:ME:64:VAL:HG21	3:NH:125:ILE:HD12	1.92	0.52
3:NB:117:ALA:HA	3:NF:109:ARG:HH22	1.74	0.52
1:A:244:G:H2'	1:A:245:U:O4'	2.10	0.52
1:A:878:G:C2	1:A:879:U:C5	2.97	0.52
1:A:2423:G:N7	1:A:2966:U:O4	2.42	0.52
1:A:2496:G:OP2	3:EE:57:ARG:HD2	2.09	0.52
1:A:2617:A:C5	1:A:2618:A:H1'	2.44	0.52
1:A:2628:U:H2'	1:A:2629:G:O4'	2.10	0.52
1:A:2629:G:C2	1:A:2630:G:C4	2.98	0.52
1:A:2805:U:O2	1:A:2820:G:N2	2.39	0.52
1:A:3042:U:O4'	3:BA:98:GLN:NE2	2.37	0.52
1:A:3880:U:O4	3:EA:45:GLU:HG2	2.09	0.52
1:A:4067:G:C6	1:A:4068:G:C6	2.97	0.52
1:A:4134:C:H3'	1:A:4135:C:H5''	1.91	0.52
3:BB:79:SER:O	3:BB:80:CYS:HB3	2.10	0.52
3:BB:97:THR:N	3:BB:100:SER:OG	2.43	0.52
3:BC:34:SER:O	3:BC:35:LEU:HD12	2.09	0.52
3:BH:110:THR:HB	3:IL:11:ILE:HD12	1.91	0.52
3:BI:13:LYS:HE2	3:HM:103:GLU:HA	1.90	0.52
3:CB:100:SER:HA	3:HC:86:ARG:CZ	2.40	0.52
3:CC:99:TYR:CD1	3:CD:81:ASP:OD1	2.63	0.52
3:CJ:77:ASN:OD1	3:DI:77:ASN:ND2	2.39	0.52
3:CJ:109:ARG:NH1	3:HJ:122:ILE:HA	2.24	0.52
3:CK:115:LEU:CD2	3:NC:8:LEU:HD11	2.38	0.52
3:CN:126:ASP:OD1	3:DD:106:ALA:HB2	2.09	0.52
3:DA:55:PRO:HD3	3:DA:62:TYR:HE1	1.73	0.52
3:DA:111:GLU:OE2	3:MM:68:ILE:HD11	2.10	0.52
3:DC:103:GLU:HA	3:EN:13:LYS:HD2	1.91	0.52
3:DC:128:LEU:HD11	3:EN:105:ARG:HD2	1.92	0.52
3:DF:26:VAL:HG12	3:DF:33:ALA:CA	2.39	0.52

Continued on next page...

Continued from previous page...

Atom-1	Atom-2	Interatomic distance (Å)	Clash overlap (Å)
3:EC:114:ALA:HB1	3:LK:8:LEU:CG	2.39	0.52
3:EE:8:LEU:CD2	3:EE:19:LEU:HD12	2.38	0.52
3:EF:8:LEU:CD1	3:FA:114:ALA:HB3	2.32	0.52
3:EJ:65:GLN:HE22	3:EJ:67:LYS:HB2	1.74	0.52
3:FH:27:ASN:O	3:FH:31:GLY:N	2.41	0.52
3:GD:115:LEU:CD2	3:KF:8:LEU:HD11	2.40	0.52
3:GD:128:LEU:O	3:KG:24:ARG:NH1	2.42	0.52
3:GJ:86:ARG:HH22	3:GN:101:THR:H	1.58	0.52
3:GK:105:ARG:HG2	3:JA:125:ILE:HG22	1.92	0.52
3:HE:119:PRO:HA	3:HE:122:ILE:HG12	1.92	0.52
3:HH:4:GLU:OE1	3:HH:5:THR:N	2.42	0.52
3:JD:128:LEU:HD12	3:JD:128:LEU:N	2.24	0.52
3:JN:121:LEU:O	3:JN:125:ILE:HG22	2.10	0.52
3:KB:119:PRO:HA	3:KB:122:ILE:HG12	1.90	0.52
3:KD:42:PRO:HA	3:KD:45:GLU:OE1	2.09	0.52
3:KJ:11:ILE:HD12	3:LE:110:THR:HB	1.91	0.52
3:LL:93:THR:HB	3:MB:91:ASP:OD1	2.09	0.52
3:MB:54:GLN:OE1	3:MB:54:GLN:N	2.42	0.52
3:MH:79:SER:O	3:MH:80:CYS:HB2	2.09	0.52
1:A:269:C:H2'	1:A:270:C:C6	2.45	0.52
1:A:1167:U:O2'	1:A:1168:A:O5'	2.27	0.52
1:A:1452:U:O2'	1:A:1455:C:N4	2.43	0.52
1:A:2635:A:OP1	3:GC:47:ARG:NH1	2.42	0.52
1:A:2913:U:O4	1:A:2929:C:N3	2.42	0.52
1:A:3081:U:H4'	1:A:3083:G:OP1	2.09	0.52
1:A:3425:A:O5'	1:A:3426:G:OP2	2.27	0.52
1:A:3477:A:C8	1:A:3477:A:OP1	2.62	0.52
1:A:3955:C:H2'	1:A:3956:U:C6	2.44	0.52
1:A:4140:U:H2'	1:A:4141:G:C8	2.45	0.52
2:M:129:ASN:OD1	2:M:130:SER:N	2.42	0.52
3:BB:74:CYS:HB2	3:MB:80:CYS:HA	1.90	0.52
3:BD:41:VAL:O	3:BD:44:LEU:HG	2.10	0.52
3:BE:6:VAL:HG12	3:BE:8:LEU:HD22	1.90	0.52
3:BF:1:ALA:HB3	3:IN:131:ALA:HA	1.91	0.52
3:BF:11:ILE:HD11	3:IN:111:GLU:N	2.24	0.52
3:BM:58:ASN:OD1	3:BM:59:ARG:N	2.39	0.52
3:BM:116:LEU:HD23	3:BM:116:LEU:O	2.09	0.52
3:BN:123:ASP:HB3	3:BN:129:ASN:HD22	1.74	0.52
3:CD:52:VAL:HG23	3:CD:64:VAL:CG2	2.39	0.52
3:CE:80:CYS:SG	3:CE:81:ASP:N	2.82	0.52
3:CE:123:ASP:OD1	3:CE:129:ASN:HB2	2.09	0.52

Continued on next page...

Continued from previous page...

Atom-1	Atom-2	Interatomic distance (Å)	Clash overlap (Å)
3:CI:26:VAL:O	3:CI:26:VAL:HG13	2.10	0.52
3:DA:26:VAL:HG11	3:MM:132:TYR:CE2	2.44	0.52
3:DB:11:ILE:HG22	3:DB:17:GLN:C	2.30	0.52
3:EA:13:LYS:HZ1	3:LM:103:GLU:CA	2.23	0.52
3:EA:86:ARG:HH22	3:LM:100:SER:HA	1.74	0.52
3:EF:103:GLU:HA	3:FA:13:LYS:HE3	1.91	0.52
3:EI:13:LYS:NZ	3:GA:102:ASP:C	2.62	0.52
3:FC:62:TYR:CD1	3:GB:128:LEU:HD22	2.45	0.52
3:FC:94:PHE:CE1	3:GB:125:ILE:HD11	2.44	0.52
3:FF:11:ILE:HG13	3:LF:110:THR:HB	1.91	0.52
3:FK:96:PHE:CE1	3:FK:105:ARG:HB3	2.44	0.52
3:GA:55:PRO:HG3	3:GA:62:TYR:CE2	2.44	0.52
3:GA:101:THR:HG22	3:GA:104:GLU:OE1	2.08	0.52
3:GD:92:VAL:HG22	3:KF:92:VAL:HG22	1.90	0.52
3:GD:112:LEU:HD11	3:KF:92:VAL:HG21	1.92	0.52
3:GF:3:LEU:CD1	3:GF:35:LEU:HD11	2.40	0.52
3:GI:120:LEU:HD11	3:JC:6:VAL:HG21	1.91	0.52
3:GN:55:PRO:HD3	3:GN:62:TYR:CD2	2.44	0.52
3:IC:115:LEU:HD22	3:JN:8:LEU:CD1	2.39	0.52
3:ID:55:PRO:CD	3:ID:62:TYR:CD1	2.92	0.52
3:IG:11:ILE:HD11	3:JJ:111:GLU:N	2.25	0.52
3:JA:13:LYS:HD2	3:JA:13:LYS:H	1.75	0.52
3:JF:55:PRO:HG3	3:JF:62:TYR:CE1	2.45	0.52
3:JG:41:VAL:O	3:JG:44:LEU:HG	2.09	0.52
3:JK:127:GLN:N	3:JK:127:GLN:OE1	2.42	0.52
3:KA:17:GLN:HE22	3:KA:19:LEU:HD23	1.75	0.52
3:KB:55:PRO:HD3	3:KB:62:TYR:CE1	2.45	0.52
3:KC:48:VAL:HG13	3:KC:68:ILE:HD13	1.92	0.52
3:KC:125:ILE:HG23	3:KC:126:ASP:N	2.25	0.52
3:KH:64:VAL:HG11	3:KL:125:ILE:HD13	1.90	0.52
3:KJ:13:LYS:N	3:KJ:13:LYS:HD2	2.24	0.52
3:KN:60:LYS:HB2	3:KN:61:ASN:CB	2.40	0.52
3:LC:48:VAL:HG13	3:LC:68:ILE:HG22	1.92	0.52
3:LL:60:LYS:HB2	3:LL:61:ASN:CB	2.39	0.52
3:ME:27:ASN:OD1	3:ME:29:THR:N	2.42	0.52
3:MJ:116:LEU:O	3:MJ:116:LEU:HD23	2.10	0.52
3:MM:3:LEU:HD13	3:MM:23:PRO:HB2	1.90	0.52
3:NC:96:PHE:CE2	3:NC:105:ARG:HG2	2.45	0.52
3:NC:108:VAL:HA	3:NC:111:GLU:OE2	2.09	0.52
3:NI:34:SER:C	3:NI:35:LEU:HD12	2.30	0.52
1:A:540:U:H2'	1:A:541:C:C6	2.45	0.52

Continued on next page...

Continued from previous page...

Atom-1	Atom-2	Interatomic distance (Å)	Clash overlap (Å)
1:A:1281:U:H2'	1:A:1282:C:C1'	2.39	0.52
1:A:1883:U:H2'	1:A:1884:C:C6	2.45	0.52
1:A:3305:G:OP2	3:JG:63:LYS:NZ	2.42	0.52
1:A:3538:C:H2'	1:A:3539:G:O4'	2.10	0.52
1:A:4046:C:N4	1:A:4047:G:O6	2.43	0.52
3:BB:62:TYR:HE2	3:BC:42:PRO:CB	2.22	0.52
3:BD:60:LYS:HB2	3:BD:61:ASN:HB2	1.90	0.52
3:BD:99:TYR:CB	3:JB:86:ARG:HH12	2.22	0.52
3:BK:24:ARG:NH2	3:BN:129:ASN:OD1	2.43	0.52
3:BL:4:GLU:O	3:BL:6:VAL:HG23	2.09	0.52
3:CB:112:LEU:HD23	3:HC:116:LEU:HD21	1.92	0.52
3:CG:120:LEU:HD23	3:CG:121:LEU:N	2.25	0.52
3:CI:96:PHE:HE2	3:CI:105:ARG:CG	2.22	0.52
3:CK:116:LEU:HD12	3:NC:109:ARG:HG2	1.91	0.52
3:EA:86:ARG:HH12	3:LM:100:SER:HA	1.74	0.52
3:EB:43:ALA:C	3:EB:44:LEU:HD22	2.29	0.52
3:EE:127:GLN:HB2	3:EE:129:ASN:CG	2.29	0.52
3:EH:75:THR:HG23	3:EH:82:PRO:HG3	1.91	0.52
3:FD:55:PRO:HA	3:FD:60:LYS:O	2.10	0.52
3:FH:115:LEU:HD12	3:FK:68:ILE:HD11	1.91	0.52
3:GF:41:VAL:O	3:GF:45:GLU:OE1	2.28	0.52
3:GI:86:ARG:NH2	3:JC:104:GLU:OE2	2.34	0.52
3:GL:8:LEU:HD13	3:HG:115:LEU:HD22	1.92	0.52
3:HB:107:PHE:O	3:HB:111:GLU:HG3	2.10	0.52
3:HF:13:LYS:HD2	3:HF:13:LYS:N	2.24	0.52
3:HH:111:GLU:O	3:HH:115:LEU:HD23	2.09	0.52
3:HN:8:LEU:HD11	3:ID:115:LEU:HD21	1.90	0.52
3:ID:4:GLU:OE1	3:ID:5:THR:N	2.43	0.52
3:ID:61:ASN:ND2	3:ID:96:PHE:O	2.42	0.52
3:IE:132:TYR:CE1	3:JK:28:PRO:HB3	2.45	0.52
3:II:52:VAL:HG13	3:II:64:VAL:HG22	1.91	0.52
3:IM:77:ASN:OD1	3:JN:77:ASN:O	2.27	0.52
3:JE:123:ASP:HB3	3:JE:129:ASN:HD22	1.75	0.52
3:JG:86:ARG:HH21	3:LD:100:SER:HA	1.74	0.52
3:JI:86:ARG:NH2	3:LB:99:TYR:O	2.42	0.52
3:JL:125:ILE:O	3:JL:128:LEU:HD12	2.10	0.52
3:KD:107:PHE:O	3:KD:111:GLU:HG3	2.09	0.52
3:KI:26:VAL:O	3:KI:28:PRO:HD2	2.09	0.52
3:KJ:11:ILE:CG2	3:KJ:17:GLN:HB2	2.39	0.52
3:LA:110:THR:OG1	3:MD:11:ILE:HD12	2.09	0.52
3:LL:122:ILE:HG22	3:MB:109:ARG:NH1	2.25	0.52

Continued on next page...

Continued from previous page...

Atom-1	Atom-2	Interatomic distance (Å)	Clash overlap (Å)
3:LN:44:LEU:HD21	3:LN:73:ALA:HB2	1.91	0.52
3:MA:98:GLN:HE22	3:MB:43:ALA:HA	1.75	0.52
3:MC:101:THR:HG23	3:MC:104:GLU:H	1.75	0.52
3:MG:102:ASP:OD1	3:MG:103:GLU:N	2.42	0.52
3:MM:119:PRO:HA	3:MM:122:ILE:HG12	1.91	0.52
3:NH:60:LYS:HB2	3:NH:61:ASN:CB	2.40	0.52
1:A:1761:G:H2'	1:A:1762:G:C8	2.44	0.52
1:A:2558:U:O2'	1:A:2559:U:OP1	2.19	0.52
1:A:3085:G:H2'	1:A:3086:U:O4'	2.10	0.52
1:A:3628:U:C2	1:A:3630:A:OP2	2.63	0.52
3:B:8:LEU:CG	3:B:11:ILE:HD11	2.38	0.52
3:B:105:ARG:NE	3:D:125:ILE:O	2.42	0.52
3:BB:54:GLN:HB2	3:BB:55:PRO:HD2	1.91	0.52
3:BD:1:ALA:HB1	3:JB:131:ALA:HA	1.91	0.52
3:BG:111:GLU:CA	3:IA:11:ILE:HD11	2.40	0.52
3:BI:101:THR:HG23	3:BI:104:GLU:H	1.75	0.52
3:BI:129:ASN:OD1	3:HK:24:ARG:NE	2.41	0.52
3:BL:86:ARG:CZ	3:CG:99:TYR:O	2.57	0.52
3:BL:123:ASP:OD1	3:BL:129:ASN:OD1	2.27	0.52
3:CB:118:SER:O	3:CB:122:ILE:HG12	2.10	0.52
3:CF:61:ASN:ND2	3:CF:96:PHE:O	2.43	0.52
3:CK:115:LEU:HD21	3:NC:8:LEU:HD11	1.91	0.52
3:DB:52:VAL:HG22	3:DK:130:PRO:HA	1.91	0.52
3:DC:24:ARG:C	3:EL:129:ASN:OD1	2.48	0.52
3:DG:109:ARG:NH2	3:EJ:125:ILE:HG13	2.24	0.52
3:DI:3:LEU:HD23	3:DI:3:LEU:H	1.74	0.52
3:DI:81:ASP:OD2	3:DK:99:TYR:CD2	2.62	0.52
3:DI:97:THR:O	3:DI:100:SER:OG	2.26	0.52
3:DK:49:THR:HB	3:DK:67:LYS:HB2	1.92	0.52
3:EB:87:GLN:N	3:EB:87:GLN:OE1	2.42	0.52
3:EG:60:LYS:H	3:EG:61:ASN:HB3	1.75	0.52
3:EN:98:GLN:HE21	3:FA:43:ALA:CA	2.22	0.52
3:FC:41:VAL:CB	3:FC:44:LEU:HD13	2.39	0.52
3:FF:109:ARG:HH11	3:LF:122:ILE:HG22	1.74	0.52
3:FI:68:ILE:HD13	3:FI:90:ALA:HB3	1.91	0.52
3:FJ:97:THR:OG1	3:HF:86:ARG:CZ	2.58	0.52
3:FK:24:ARG:C	3:FK:24:ARG:NE	2.63	0.52
3:FM:125:ILE:HG23	3:FM:126:ASP:N	2.24	0.52
3:FN:74:CYS:HA	3:HC:80:CYS:HB3	1.90	0.52
3:GI:111:GLU:N	3:JC:11:ILE:HD11	2.24	0.52
3:GJ:48:VAL:HG11	3:GN:115:LEU:HD21	1.91	0.52

Continued on next page...

Continued from previous page...

Atom-1	Atom-2	Interatomic distance (Å)	Clash overlap (Å)
3:GK:58:ASN:O	3:GK:59:ARG:NH1	2.42	0.52
3:GL:68:ILE:CG2	3:GL:90:ALA:HB3	2.40	0.52
3:GN:96:PHE:CE1	3:GN:105:ARG:HG3	2.45	0.52
3:HI:111:GLU:N	3:II:11:ILE:HD11	2.24	0.52
3:HK:37:GLN:OE1	3:HK:39:GLY:N	2.29	0.52
3:HL:26:VAL:O	3:HL:28:PRO:HD3	2.09	0.52
3:IA:79:SER:HA	3:ID:75:THR:O	2.10	0.52
3:IF:8:LEU:HD22	3:NI:114:ALA:CB	2.40	0.52
3:IH:11:ILE:HD11	3:NG:111:GLU:N	2.24	0.52
3:JC:24:ARG:NE	3:JC:36:SER:OG	2.42	0.52
3:JG:111:GLU:N	3:LD:11:ILE:HD11	2.25	0.52
3:JM:97:THR:N	3:JM:100:SER:OG	2.42	0.52
3:KE:84:VAL:HG11	3:KE:87:GLN:HE21	1.74	0.52
3:KK:66:VAL:HG23	3:KK:92:VAL:CG1	2.39	0.52
3:KM:91:ASP:OD1	3:MF:93:THR:HB	2.09	0.52
3:KM:127:GLN:CA	3:MF:105:ARG:HH12	2.23	0.52
3:KN:60:LYS:HB2	3:KN:61:ASN:HB2	1.91	0.52
3:LA:46:LYS:NZ	3:MD:107:PHE:CE2	2.77	0.52
3:LF:58:ASN:OD1	3:LF:59:ARG:NH2	2.33	0.52
3:LG:11:ILE:HD11	3:MG:111:GLU:HA	1.91	0.52
3:LG:11:ILE:HD12	3:MG:110:THR:HG23	1.89	0.52
3:MC:24:ARG:NE	3:MC:36:SER:OG	2.43	0.52
3:NA:115:LEU:HB3	3:NA:121:LEU:HD22	1.92	0.52
3:NB:41:VAL:O	3:NB:44:LEU:HG	2.09	0.52
3:NI:18:THR:C	3:NI:19:LEU:HD22	2.30	0.52
3:NJ:52:VAL:HG12	3:NJ:64:VAL:CG2	2.38	0.52
1:A:1128:A:H2'	1:A:1129:U:N1	2.25	0.52
1:A:1329:U:C2	1:A:1330:G:C8	2.97	0.52
1:A:2064:C:C4	1:A:2101:A:C2	2.98	0.52
1:A:2492:C:H4'	1:A:2493:U:OP1	2.10	0.52
1:A:3037:A:C2	1:A:3046:U:C2	2.98	0.52
1:A:3039:A:H2'	1:A:3040:U:C4'	2.40	0.52
1:A:4022:C:H5'	1:A:4023:G:OP2	2.10	0.52
3:BA:32:VAL:HG13	3:BA:51:SER:OG	2.09	0.52
3:BG:32:VAL:HG22	3:BG:51:SER:HB3	1.91	0.52
3:BI:126:ASP:H	3:HM:109:ARG:HH22	1.57	0.52
3:BI:126:ASP:N	3:HM:109:ARG:HH12	2.08	0.52
3:BL:100:SER:HA	3:CG:86:ARG:HH21	1.75	0.52
3:BM:3:LEU:HD21	3:BM:33:ALA:HB1	1.91	0.52
3:CB:49:THR:OG1	3:CB:67:LYS:HB3	2.08	0.52
3:CC:3:LEU:CD2	3:DF:131:ALA:HB1	2.40	0.52

Continued on next page...

Continued from previous page...

Atom-1	Atom-2	Interatomic distance (Å)	Clash overlap (Å)
3:CD:15:GLY:O	3:CD:16:LYS:HE2	2.08	0.52
3:CH:107:PHE:HZ	3:HL:19:LEU:HD11	1.69	0.52
3:CI:26:VAL:HG23	3:CI:32:VAL:C	2.31	0.52
3:CI:92:VAL:HG22	3:DI:92:VAL:HG22	1.92	0.52
3:CM:105:ARG:O	3:CM:108:VAL:HG12	2.09	0.52
3:DA:109:ARG:HH12	3:MM:122:ILE:CG2	2.23	0.52
3:DC:102:ASP:OD1	3:DC:102:ASP:N	2.42	0.52
3:DD:80:CYS:HB3	3:EN:74:CYS:HA	1.91	0.52
3:DD:125:ILE:HG23	3:DD:126:ASP:N	2.25	0.52
3:DE:115:LEU:HD22	3:EL:8:LEU:HD11	1.89	0.52
3:DN:114:ALA:HB3	3:ML:8:LEU:HD12	1.90	0.52
3:EA:96:PHE:CE2	3:EA:105:ARG:HG2	2.45	0.52
3:EE:79:SER:O	3:EE:80:CYS:HB2	2.10	0.52
3:EF:64:VAL:HG11	3:FA:125:ILE:HD13	1.92	0.52
3:EH:79:SER:O	3:EH:80:CYS:HB2	2.10	0.52
3:EJ:52:VAL:HG12	3:EJ:64:VAL:HG22	1.90	0.52
3:EK:11:ILE:HD11	3:FM:111:GLU:N	2.25	0.52
3:EK:75:THR:HG23	3:EK:82:PRO:HG3	1.92	0.52
3:FE:128:LEU:HD23	3:KI:62:TYR:CD2	2.44	0.52
3:FI:43:ALA:C	3:FI:44:LEU:HD22	2.30	0.52
3:FI:62:TYR:CZ	3:FI:98:GLN:HA	2.45	0.52
3:FI:109:ARG:HH21	3:KE:125:ILE:H	1.58	0.52
3:FJ:111:GLU:CA	3:HF:11:ILE:HD11	2.40	0.52
3:FM:121:LEU:O	3:FM:125:ILE:HG22	2.09	0.52
3:GJ:52:VAL:CG1	3:GJ:64:VAL:HG22	2.32	0.52
3:HI:11:ILE:HD12	3:II:110:THR:OG1	2.07	0.52
3:HK:41:VAL:CG1	3:HK:44:LEU:HD11	2.40	0.52
3:HK:44:LEU:HD12	3:HK:44:LEU:O	2.10	0.52
3:HN:103:GLU:CD	3:ID:13:LYS:HZ1	2.12	0.52
3:IB:101:THR:N	3:IB:104:GLU:OE1	2.43	0.52
3:IB:132:TYR:CZ	3:IJ:28:PRO:HB3	2.45	0.52
3:JE:55:PRO:HD3	3:JE:62:TYR:CE1	2.44	0.52
3:JH:120:LEU:HD23	3:JH:120:LEU:C	2.31	0.52
3:KB:103:GLU:OE2	3:KB:104:GLU:HG3	2.10	0.52
3:KC:11:ILE:HD11	3:LC:111:GLU:N	2.25	0.52
3:KC:92:VAL:HG21	3:LC:112:LEU:HD11	1.92	0.52
3:LL:94:PHE:HB3	3:LL:96:PHE:CE1	2.45	0.52
3:MF:101:THR:HG22	3:MF:104:GLU:OE2	2.09	0.52
3:MG:13:LYS:HE3	3:MG:126:ASP:OD1	2.10	0.52
3:NB:44:LEU:HD12	3:NB:44:LEU:O	2.08	0.52
3:ND:60:LYS:HE2	3:ND:98:GLN:HG3	1.91	0.52

Continued on next page...

Continued from previous page...

Atom-1	Atom-2	Interatomic distance (Å)	Clash overlap (Å)
1:A:187:G:H2'	1:A:188:G:O4'	2.10	0.52
1:A:1384:A:OP1	1:A:1548:A:N6	2.42	0.52
1:A:1536:G:N2	3:EJ:57:ARG:HH22	2.08	0.52
1:A:1552:A:H2'	1:A:1553:G:N9	2.25	0.52
1:A:1580:U:H2'	1:A:1581:U:C6	2.45	0.52
1:A:1833:A:C4	1:A:1834:A:C6	2.98	0.52
1:A:2921:C:H5''	3:FN:47:ARG:HH22	1.74	0.52
1:A:2923:G:C2'	1:A:2924:A:O4'	2.58	0.52
1:A:3779:C:N3	1:A:3838:A:C2	2.78	0.52
2:M:158:LYS:HZ3	2:M:406:VAL:HG22	1.75	0.52
3:BF:116:LEU:CD1	3:IN:109:ARG:HG3	2.40	0.52
3:BG:110:THR:CB	3:IA:11:ILE:HD12	2.40	0.52
3:BL:129:ASN:ND2	3:CE:24:ARG:HE	2.08	0.52
3:CA:114:ALA:HB1	3:DH:8:LEU:HD12	1.92	0.52
3:CB:93:THR:HB	3:HC:91:ASP:OD2	2.09	0.52
3:CC:91:ASP:O	3:DF:92:VAL:HA	2.10	0.52
3:CC:109:ARG:NE	3:DF:122:ILE:CD1	2.73	0.52
3:CH:111:GLU:CD	3:HL:19:LEU:HD22	2.30	0.52
3:CH:132:TYR:OH	3:HL:26:VAL:HG11	2.09	0.52
3:CN:110:THR:CB	3:DD:11:ILE:HD12	2.39	0.52
3:CN:114:ALA:HB1	3:DD:8:LEU:HD22	1.92	0.52
3:DE:106:ALA:CB	3:EL:13:LYS:HZ2	2.15	0.52
3:EA:64:VAL:HG11	3:LM:125:ILE:HD13	1.92	0.52
3:EF:15:GLY:O	3:EF:16:LYS:HE2	2.09	0.52
3:FI:11:ILE:HD12	3:KE:110:THR:CB	2.39	0.52
3:GD:125:ILE:HG13	3:KF:109:ARG:CZ	2.40	0.52
3:GG:103:GLU:HA	3:JE:13:LYS:NZ	2.24	0.52
3:GI:32:VAL:HG12	3:GI:51:SER:OG	2.09	0.52
3:GJ:34:SER:OG	3:GJ:49:THR:HG22	2.09	0.52
3:GJ:61:ASN:HA	3:GJ:96:PHE:O	2.09	0.52
3:HB:96:PHE:CE1	3:HB:105:ARG:HG2	2.45	0.52
3:IB:110:THR:HB	3:IK:11:ILE:HD12	1.91	0.52
3:IC:6:VAL:HG12	3:IC:8:LEU:CD2	2.40	0.52
3:JD:86:ARG:NH1	3:JH:104:GLU:OE1	2.42	0.52
3:JF:11:ILE:HG22	3:JF:17:GLN:C	2.29	0.52
3:KC:37:GLN:HB3	3:KC:45:GLU:OE2	2.10	0.52
3:KJ:62:TYR:CD1	3:LE:128:LEU:HD23	2.45	0.52
3:LE:26:VAL:HG23	3:LE:32:VAL:C	2.30	0.52
3:LG:122:ILE:C	3:MG:109:ARG:HH22	2.11	0.52
3:LH:41:VAL:O	3:LH:41:VAL:HG13	2.09	0.52
3:LL:132:TYR:O	3:MB:2:LYS:HD2	2.10	0.52

Continued on next page...

Continued from previous page...

Atom-1	Atom-2	Interatomic distance (Å)	Clash overlap (Å)
3:MH:34:SER:O	3:MH:35:LEU:HD22	2.10	0.52
3:NB:132:TYR:OH	3:NF:26:VAL:HB	2.10	0.52
1:A:534:A:H2'	1:A:535:A:N3	2.25	0.52
1:A:594:C:N4	1:A:595:G:O6	2.43	0.52
1:A:921:C:O2'	1:A:1047:U:OP1	2.28	0.52
1:A:1441:U:H2'	1:A:1442:U:C6	2.45	0.52
1:A:2158:U:OP1	3:HE:61:ASN:ND2	2.44	0.52
1:A:2295:U:O4	3:GN:49:THR:OG1	2.13	0.52
1:A:2624:U:H2'	1:A:2625:G:O4'	2.09	0.52
1:A:3041:G:H1	3:BB:69:GLN:HB2	1.75	0.52
1:A:3309:A:C2'	1:A:3310:U:O4'	2.58	0.52
1:A:3561:G:C2	1:A:3562:G:C8	2.97	0.52
1:A:3926:G:C1'	1:A:4159:A:H61	2.22	0.52
3:BC:111:GLU:N	3:ND:11:ILE:HD11	2.24	0.52
3:BD:122:ILE:HA	3:JB:105:ARG:HH21	1.73	0.52
3:BE:111:GLU:O	3:BE:115:LEU:HD23	2.10	0.52
3:BF:128:LEU:HD11	3:IN:105:ARG:HD3	1.91	0.52
3:BG:20:VAL:C	3:BG:21:LEU:HD22	2.30	0.52
3:BG:103:GLU:OE1	3:IA:13:LYS:NZ	2.39	0.52
3:BI:126:ASP:OD1	3:HM:106:ALA:HB2	2.10	0.52
3:CB:8:LEU:CD1	3:HC:114:ALA:HB3	2.39	0.52
3:CB:58:ASN:OD1	3:CB:59:ARG:N	2.42	0.52
3:CC:30:ASN:OD1	3:CC:32:VAL:HG23	2.10	0.52
3:CC:103:GLU:HA	3:DF:13:LYS:HE3	1.90	0.52
3:CJ:104:GLU:O	3:CJ:108:VAL:HG23	2.10	0.52
3:CK:131:ALA:O	3:CK:132:TYR:CD1	2.62	0.52
3:CN:115:LEU:HD22	3:DD:8:LEU:HD13	1.90	0.52
3:EB:106:ALA:HA	3:EB:109:ARG:HE	1.74	0.52
3:EF:51:SER:OG	3:EF:65:GLN:HB3	2.10	0.52
3:EG:11:ILE:HG22	3:EG:17:GLN:O	2.10	0.52
3:EK:109:ARG:HH11	3:FM:122:ILE:HG22	1.73	0.52
3:EK:125:ILE:HD11	3:FM:109:ARG:HG2	1.92	0.52
3:FF:72:THR:OG1	3:FF:86:ARG:HG3	2.10	0.52
3:FF:102:ASP:OD1	3:FF:102:ASP:N	2.43	0.52
3:FJ:102:ASP:OD1	3:HF:126:ASP:CG	2.48	0.52
3:FL:13:LYS:NZ	3:HD:102:ASP:C	2.63	0.52
3:GD:122:ILE:HA	3:KF:109:ARG:HH11	1.75	0.52
3:GI:19:LEU:HD11	3:JC:107:PHE:CZ	2.45	0.52
3:GJ:114:ALA:HB3	3:GN:8:LEU:CD1	2.37	0.52
3:GK:103:GLU:HA	3:JA:13:LYS:HZ2	1.75	0.52
3:GM:41:VAL:O	3:GM:44:LEU:HG	2.10	0.52

Continued on next page...

Continued from previous page...

Atom-1	Atom-2	Interatomic distance (Å)	Clash overlap (Å)
3:HC:118:SER:O	3:HC:122:ILE:HG12	2.10	0.52
3:HK:5:THR:HG22	3:HK:22:ASN:OD1	2.10	0.52
3:IA:24:ARG:NH2	3:ID:128:LEU:O	2.43	0.52
3:IE:112:LEU:CD1	3:JL:68:ILE:HD12	2.40	0.52
3:IG:105:ARG:CZ	3:JJ:126:ASP:O	2.57	0.52
3:IL:107:PHE:O	3:IL:111:GLU:OE1	2.27	0.52
3:JK:27:ASN:CG	3:JK:29:THR:HG1	2.12	0.52
3:JK:100:SER:CA	3:KN:86:ARG:NH2	2.72	0.52
3:KC:26:VAL:HG21	3:LC:132:TYR:CZ	2.45	0.52
3:KJ:110:THR:OG1	3:LE:11:ILE:HD12	2.09	0.52
3:LB:121:LEU:O	3:LB:125:ILE:HG22	2.10	0.52
3:LE:44:LEU:HD21	3:LE:73:ALA:HB2	1.90	0.52
3:LE:119:PRO:HA	3:LE:122:ILE:HD12	1.90	0.52
3:LJ:98:GLN:HG3	3:LK:43:ALA:HB2	1.91	0.52
3:MB:65:GLN:NE2	3:MB:93:THR:OG1	2.32	0.52
3:MJ:102:ASP:OD1	3:MJ:103:GLU:N	2.43	0.52
3:MM:11:ILE:CG2	3:MM:17:GLN:HB3	2.40	0.52
3:NA:105:ARG:O	3:NA:108:VAL:HG12	2.08	0.52
1:A:41:C:O2'	1:A:521:G:N2	2.42	0.51
1:A:2350:G:HO2'	1:A:2351:C:C5'	2.23	0.51
1:A:3809:G:O5'	3:KH:57:ARG:N	2.41	0.51
1:A:4152:G:C6	1:A:4168:A:C6	2.98	0.51
2:M:309:GLU:HB3	2:M:312:TRP:CD1	2.46	0.51
3:BA:59:ARG:NE	3:BA:59:ARG:HA	2.26	0.51
3:BF:11:ILE:HG23	3:BF:17:GLN:HB2	1.91	0.51
3:BF:104:GLU:O	3:BF:108:VAL:HG23	2.09	0.51
3:BM:41:VAL:N	3:BM:42:PRO:CD	2.74	0.51
3:CA:87:GLN:N	3:CA:87:GLN:OE1	2.43	0.51
3:CH:11:ILE:HG22	3:CH:17:GLN:C	2.30	0.51
3:CN:8:LEU:HD12	3:DD:114:ALA:HB3	1.91	0.51
3:CN:60:LYS:HB2	3:CN:61:ASN:CB	2.40	0.51
3:DC:97:THR:O	3:DC:100:SER:OG	2.26	0.51
3:DG:109:ARG:CG	3:DG:110:THR:N	2.72	0.51
3:EB:18:THR:C	3:EB:19:LEU:HD22	2.30	0.51
3:EB:102:ASP:N	3:EB:102:ASP:OD2	2.41	0.51
3:EC:48:VAL:HG13	3:EC:68:ILE:CD1	2.40	0.51
3:EC:62:TYR:HE2	3:EC:98:GLN:HA	1.72	0.51
3:EI:11:ILE:HG22	3:GA:110:THR:HB	1.91	0.51
3:EI:109:ARG:HG3	3:EI:110:THR:N	2.24	0.51
3:FE:60:LYS:N	3:FE:61:ASN:HB3	2.22	0.51
3:FJ:103:GLU:HA	3:HF:13:LYS:HE2	1.90	0.51

Continued on next page...

Continued from previous page...

Atom-1	Atom-2	Interatomic distance (Å)	Clash overlap (Å)
3:FL:117:ALA:O	3:FL:122:ILE:HD11	2.10	0.51
3:FN:26:VAL:HG13	3:FN:32:VAL:C	2.31	0.51
3:GA:117:ALA:O	3:GA:122:ILE:HD11	2.10	0.51
3:GE:100:SER:HA	3:HE:86:ARG:CZ	2.40	0.51
3:GK:64:VAL:HG11	3:JA:125:ILE:CD1	2.40	0.51
3:HA:49:THR:HG21	3:HA:67:LYS:HE3	1.91	0.51
3:HH:27:ASN:O	3:HH:31:GLY:N	2.42	0.51
3:HI:86:ARG:NH1	3:IJ:81:ASP:OD2	2.43	0.51
3:HI:128:LEU:HD11	3:II:105:ARG:NE	2.25	0.51
3:HJ:27:ASN:ND2	3:HJ:30:ASN:OD1	2.43	0.51
3:IE:54:GLN:HB3	3:IE:55:PRO:CD	2.39	0.51
3:IH:62:TYR:CE2	3:NG:128:LEU:HD23	2.45	0.51
3:IJ:112:LEU:CD2	3:NE:68:ILE:HD13	2.40	0.51
3:JF:44:LEU:HD21	3:JF:73:ALA:HB3	1.91	0.51
3:JJ:27:ASN:OD1	3:JJ:29:THR:OG1	2.24	0.51
3:JL:32:VAL:HG12	3:JL:51:SER:HB2	1.92	0.51
3:JM:11:ILE:HG22	3:JM:17:GLN:O	2.10	0.51
3:KG:3:LEU:HD11	3:KG:35:LEU:HD11	1.89	0.51
3:LE:121:LEU:HA	3:LE:124:ALA:HB3	1.92	0.51
3:LG:62:TYR:HE2	3:LH:42:PRO:CB	2.23	0.51
3:LN:132:TYR:CE1	3:MH:28:PRO:HB3	2.46	0.51
3:ME:111:GLU:OE2	3:ME:115:LEU:HD21	2.11	0.51
3:MH:11:ILE:HG22	3:MH:17:GLN:C	2.29	0.51
3:NA:41:VAL:O	3:NA:45:GLU:OE1	2.28	0.51
3:NB:20:VAL:CG2	3:NB:38:ALA:HB2	2.39	0.51
3:NE:32:VAL:HG22	3:NE:51:SER:HG	1.76	0.51
1:A:1424:A:C2	1:A:2603:A:C6	2.98	0.51
1:A:1457:A:N6	3:EK:57:ARG:HH22	2.08	0.51
1:A:1588:A:H2'	1:A:1589:C:C6	2.45	0.51
1:A:2728:C:N4	1:A:2742:G:O6	2.43	0.51
1:A:3231:G:H1'	1:A:3267:A:H61	1.74	0.51
1:A:3245:U:O5'	3:KK:58:ASN:HA	2.10	0.51
1:A:3477:A:N7	1:A:3478:A:C2	2.78	0.51
1:A:3805:G:H2'	1:A:3806:C:C6	2.45	0.51
3:BG:6:VAL:HG12	3:BG:8:LEU:HD22	1.93	0.51
3:BJ:131:ALA:HB1	3:BN:3:LEU:HD23	1.91	0.51
3:BK:109:ARG:NE	3:HK:122:ILE:HD13	2.26	0.51
3:BN:75:THR:HG22	3:BN:82:PRO:CG	2.40	0.51
3:CA:130:PRO:HA	3:DH:52:VAL:HG22	1.91	0.51
3:CB:6:VAL:HG12	3:CB:8:LEU:HD22	1.92	0.51
3:CB:11:ILE:HG23	3:CB:17:GLN:HB2	1.92	0.51

Continued on next page...

Continued from previous page...

Atom-1	Atom-2	Interatomic distance (Å)	Clash overlap (Å)
3:CF:75:THR:O	3:GN:79:SER:HA	2.10	0.51
3:CF:119:PRO:HA	3:CF:122:ILE:CG1	2.39	0.51
3:CJ:92:VAL:HG22	3:HJ:92:VAL:CG2	2.36	0.51
3:CN:86:ARG:NH2	3:DD:100:SER:CA	2.72	0.51
3:DA:92:VAL:CG2	3:MM:92:VAL:HG22	2.32	0.51
3:DD:79:SER:O	3:EN:74:CYS:SG	2.68	0.51
3:EC:21:LEU:HD21	3:EC:48:VAL:HG21	1.91	0.51
3:EH:79:SER:HA	3:GC:75:THR:O	2.10	0.51
3:FC:75:THR:HA	3:FC:82:PRO:HG3	1.91	0.51
3:FE:62:TYR:CD2	3:KI:128:LEU:CD2	2.93	0.51
3:FI:109:ARG:NH2	3:KE:126:ASP:H	2.08	0.51
3:FJ:11:ILE:HG23	3:HF:110:THR:OG1	2.10	0.51
3:GB:8:LEU:O	3:GB:18:THR:HG23	2.10	0.51
3:GF:83:SER:O	3:GF:85:THR:HG23	2.11	0.51
3:GG:102:ASP:OD1	3:GG:103:GLU:N	2.43	0.51
3:GJ:126:ASP:HA	3:GN:105:ARG:CD	2.39	0.51
3:GL:34:SER:C	3:GL:35:LEU:HD12	2.30	0.51
3:HH:122:ILE:HD12	3:HH:126:ASP:OD2	2.10	0.51
3:HI:2:LYS:CE	3:II:132:TYR:O	2.58	0.51
3:HN:111:GLU:N	3:ID:11:ILE:HD11	2.25	0.51
3:IC:92:VAL:HG22	3:JN:92:VAL:HG22	1.91	0.51
3:IH:8:LEU:HD11	3:NG:115:LEU:HD23	1.91	0.51
3:JE:79:SER:O	3:JE:80:CYS:HB3	2.10	0.51
3:JM:60:LYS:HB3	3:JM:61:ASN:HB2	1.92	0.51
3:KB:20:VAL:HG23	3:KB:38:ALA:HB2	1.92	0.51
3:KI:10:ASN:O	3:KI:11:ILE:HD13	2.10	0.51
3:KJ:8:LEU:HD11	3:LE:114:ALA:CB	2.37	0.51
3:KJ:105:ARG:NE	3:LE:128:LEU:HD11	2.25	0.51
3:KK:86:ARG:NH2	3:MH:100:SER:N	2.58	0.51
3:LD:92:VAL:CG1	3:LD:94:PHE:CE2	2.93	0.51
3:LN:109:ARG:CZ	3:MI:122:ILE:HD13	2.40	0.51
3:MG:44:LEU:HD22	3:MI:98:GLN:O	2.10	0.51
3:MH:6:VAL:HG12	3:MH:8:LEU:CD2	2.41	0.51
1:A:2695:A:O2'	1:A:2811:U:OP1	2.21	0.51
1:A:2934:C:O2'	1:A:2935:A:O4'	2.21	0.51
1:A:2940:G:H2'	1:A:2941:A:O4'	2.09	0.51
1:A:3767:C:H2'	1:A:3769:U:C5	2.45	0.51
3:B:128:LEU:O	3:B:128:LEU:HD23	2.10	0.51
3:BA:104:GLU:OE2	3:MK:86:ARG:NH2	2.42	0.51
3:BB:3:LEU:HD12	3:BB:35:LEU:HD21	1.91	0.51
3:BB:11:ILE:HD12	3:MA:110:THR:CB	2.40	0.51

Continued on next page...

Continued from previous page...

Atom-1	Atom-2	Interatomic distance (Å)	Clash overlap (Å)
3:BC:42:PRO:O	3:BC:45:GLU:HG2	2.11	0.51
3:BD:126:ASP:HB2	3:JB:105:ARG:NH1	2.26	0.51
3:CA:68:ILE:HD11	3:DH:112:LEU:HD13	1.93	0.51
3:CF:125:ILE:O	3:CF:128:LEU:HD12	2.10	0.51
3:CJ:19:LEU:HD11	3:CJ:46:LYS:HE3	1.91	0.51
3:CK:71:PRO:HB3	3:CK:87:GLN:OE1	2.09	0.51
3:CL:107:PHE:CZ	3:HH:19:LEU:HD21	2.46	0.51
3:DA:55:PRO:HD3	3:DA:62:TYR:CE1	2.45	0.51
3:DB:41:VAL:O	3:DB:45:GLU:OE1	2.28	0.51
3:DE:8:LEU:HD22	3:EL:115:LEU:CD2	2.41	0.51
3:DN:128:LEU:HD11	3:ML:105:ARG:CD	2.40	0.51
3:EA:86:ARG:CZ	3:LM:100:SER:HA	2.40	0.51
3:EA:125:ILE:CD1	3:LM:64:VAL:HG11	2.39	0.51
3:EB:109:ARG:HH22	3:MJ:126:ASP:N	2.07	0.51
3:EB:126:ASP:OD1	3:MJ:102:ASP:HB2	2.10	0.51
3:EI:35:LEU:HB2	3:EI:48:VAL:CG2	2.41	0.51
3:FD:132:TYR:O	3:FF:132:TYR:OH	2.28	0.51
3:FF:86:ARG:NH1	3:LF:99:TYR:HB2	2.25	0.51
3:FH:86:ARG:CZ	3:FK:100:SER:HA	2.40	0.51
3:FL:23:PRO:HA	3:FL:35:LEU:HG	1.92	0.51
3:GC:96:PHE:HB3	3:GC:100:SER:HB2	1.90	0.51
3:GD:60:LYS:N	3:GD:61:ASN:HB3	2.26	0.51
3:GH:11:ILE:HD11	3:KB:111:GLU:N	2.25	0.51
3:GI:3:LEU:HD23	3:JC:132:TYR:CA	2.40	0.51
3:GK:116:LEU:HD13	3:JA:112:LEU:HD22	1.92	0.51
3:GL:34:SER:O	3:GL:35:LEU:HD12	2.09	0.51
3:HA:98:GLN:HG2	3:HA:99:TYR:CD1	2.46	0.51
3:HG:91:ASP:OD1	3:HG:91:ASP:O	2.28	0.51
3:HM:2:LYS:HE2	3:HM:2:LYS:HA	1.93	0.51
3:IB:64:VAL:HG11	3:IK:125:ILE:CD1	2.40	0.51
3:ID:32:VAL:HG22	3:ID:51:SER:HB3	1.92	0.51
3:IE:111:GLU:N	3:JL:11:ILE:HD11	2.25	0.51
3:IF:24:ARG:C	3:NG:129:ASN:OD1	2.49	0.51
3:JC:119:PRO:HA	3:JC:122:ILE:HD12	1.91	0.51
3:JE:103:GLU:HG2	3:JE:104:GLU:N	2.25	0.51
3:KM:55:PRO:HA	3:KM:60:LYS:O	2.10	0.51
3:LA:86:ARG:NH2	3:MD:97:THR:O	2.43	0.51
3:LB:55:PRO:HG3	3:LB:62:TYR:HE1	1.75	0.51
3:LC:41:VAL:O	3:LC:44:LEU:N	2.38	0.51
3:LE:55:PRO:HG3	3:LE:62:TYR:CZ	2.45	0.51
3:LG:125:ILE:O	3:LG:128:LEU:HD12	2.10	0.51

Continued on next page...

Continued from previous page...

Atom-1	Atom-2	Interatomic distance (Å)	Clash overlap (Å)
3:LL:37:GLN:OE1	3:LL:42:PRO:HB2	2.09	0.51
3:LL:96:PHE:CD2	3:LL:105:ARG:HG2	2.46	0.51
3:LN:116:LEU:O	3:MI:109:ARG:NH2	2.42	0.51
3:MB:11:ILE:HG22	3:MB:17:GLN:C	2.31	0.51
3:MG:21:LEU:HB3	3:MG:35:LEU:HB3	1.92	0.51
3:ML:61:ASN:HB3	3:ML:63:LYS:HZ3	1.76	0.51
3:MM:75:THR:HG23	3:MM:75:THR:O	2.10	0.51
3:NB:30:ASN:OD1	3:NB:32:VAL:HG23	2.10	0.51
3:NG:13:LYS:N	3:NG:13:LYS:HD2	2.24	0.51
1:A:627:C:C2	1:A:628:U:C5	2.99	0.51
1:A:1616:U:H2'	1:A:1617:G:O4'	2.10	0.51
1:A:1638:C:H2'	1:A:1639:A:C8	2.45	0.51
1:A:2291:U:C5	1:A:2293:A:OP2	2.64	0.51
1:A:2514:U:H3'	3:EE:59:ARG:HH21	1.76	0.51
1:A:2636:G:H1	3:GB:98:GLN:HB2	1.73	0.51
1:A:3085:G:C6	1:A:3130:G:N1	2.78	0.51
1:A:3434:U:O4	1:A:3435:A:N6	2.44	0.51
1:A:3667:G:N7	3:LH:56:SER:HB2	2.26	0.51
1:A:3722:G:O2'	1:A:3723:C:OP2	2.27	0.51
2:M:327:VAL:O	2:M:331:LEU:HG	2.11	0.51
3:BB:111:GLU:N	3:MA:11:ILE:HD11	2.26	0.51
3:BG:6:VAL:HG12	3:BG:8:LEU:CD2	2.41	0.51
3:BL:89:TYR:HB2	3:CG:95:SER:HB3	1.93	0.51
3:CF:89:TYR:HB2	3:GM:95:SER:OG	2.11	0.51
3:CL:79:SER:HA	3:NC:76:ALA:HA	1.93	0.51
3:CM:34:SER:O	3:CM:35:LEU:HD22	2.11	0.51
3:DA:19:LEU:HD11	3:MM:107:PHE:CZ	2.46	0.51
3:DC:111:GLU:N	3:EN:11:ILE:HD11	2.26	0.51
3:DE:110:THR:HB	3:EL:11:ILE:HD12	1.92	0.51
3:DG:75:THR:O	3:EK:79:SER:HA	2.10	0.51
3:DJ:106:ALA:HA	3:DJ:109:ARG:HE	1.75	0.51
3:EB:24:ARG:HH22	3:LM:128:LEU:HB2	1.76	0.51
3:EB:75:THR:O	3:MK:79:SER:HA	2.11	0.51
3:EF:68:ILE:HD11	3:FA:115:LEU:HD12	1.92	0.51
3:FB:8:LEU:HD22	3:LJ:114:ALA:HB1	1.91	0.51
3:FB:60:LYS:HB2	3:FB:61:ASN:HB2	1.92	0.51
3:FE:102:ASP:OD1	3:KI:126:ASP:HB3	2.10	0.51
3:FE:114:ALA:HB3	3:KI:8:LEU:HD22	1.93	0.51
3:FF:112:LEU:HD23	3:LF:116:LEU:HD11	1.92	0.51
3:FJ:62:TYR:CD2	3:HF:128:LEU:CD2	2.93	0.51
3:FK:24:ARG:NH2	3:HF:130:PRO:HD2	2.26	0.51

Continued on next page...

Continued from previous page...

Atom-1	Atom-2	Interatomic distance (Å)	Clash overlap (Å)
3:GF:116:LEU:HA	3:GF:121:LEU:HD12	1.91	0.51
3:GG:86:ARG:NH1	3:JE:101:THR:HG23	2.25	0.51
3:GH:11:ILE:HD12	3:KB:110:THR:HB	1.92	0.51
3:GL:109:ARG:O	3:HG:116:LEU:HD11	2.10	0.51
3:HH:119:PRO:O	3:HH:122:ILE:HG22	2.11	0.51
3:HL:32:VAL:HG13	3:HL:51:SER:OG	2.10	0.51
3:HN:101:THR:HG23	3:ID:86:ARG:NH2	2.25	0.51
3:IG:11:ILE:HG23	3:IG:17:GLN:HB2	1.93	0.51
3:IH:103:GLU:HA	3:NG:13:LYS:HE2	1.90	0.51
3:II:11:ILE:CG2	3:II:17:GLN:HB2	2.40	0.51
3:JD:67:LYS:HG2	3:JD:91:ASP:OD1	2.10	0.51
3:JD:131:ALA:O	3:JD:132:TYR:CD1	2.64	0.51
3:JD:132:TYR:CE1	3:JH:26:VAL:HG11	2.45	0.51
3:JF:92:VAL:HG22	3:KA:92:VAL:HG22	1.91	0.51
3:JF:122:ILE:HG12	3:KA:109:ARG:NH1	2.25	0.51
3:JK:23:PRO:HA	3:JK:35:LEU:CD2	2.41	0.51
3:JK:74:CYS:HA	3:LA:80:CYS:HB3	1.92	0.51
3:JN:32:VAL:HG22	3:JN:51:SER:OG	2.10	0.51
3:KE:125:ILE:O	3:KE:125:ILE:HG12	2.09	0.51
3:KG:118:SER:O	3:KG:122:ILE:HG13	2.11	0.51
3:KH:116:LEU:HD12	3:KL:109:ARG:HG2	1.92	0.51
3:LL:116:LEU:O	3:LL:116:LEU:HD23	2.11	0.51
3:LN:112:LEU:HD13	3:MI:68:ILE:HD12	1.93	0.51
3:MD:20:VAL:C	3:MD:21:LEU:HD22	2.30	0.51
3:MI:112:LEU:O	3:MI:116:LEU:HD23	2.11	0.51
1:A:703:U:H2'	1:A:704:U:O4'	2.11	0.51
1:A:1562:C:H2'	1:A:1563:G:H8	1.75	0.51
1:A:1779:A:HO2'	1:A:1780:A:P	2.32	0.51
1:A:1798:C:O2'	1:A:1799:G:O5'	2.23	0.51
1:A:1899:C:O4'	1:A:2019:C:O2'	2.25	0.51
1:A:2711:U:O4'	3:DC:57:ARG:CZ	2.59	0.51
1:A:2720:G:O2'	1:A:2721:G:O4'	2.27	0.51
1:A:2906:G:O2'	1:A:2907:U:O4'	2.23	0.51
1:A:3004:C:H2'	1:A:3005:A:O4'	2.10	0.51
1:A:3825:C:H4'	3:FE:63:LYS:HZ1	1.75	0.51
1:A:4131:G:OP1	3:FI:59:ARG:NH2	2.43	0.51
2:M:231:ILE:HG21	2:M:338:TYR:OH	2.11	0.51
3:BB:109:ARG:NH1	3:MA:116:LEU:HG	2.24	0.51
3:BF:115:LEU:HD12	3:IN:8:LEU:HD22	1.93	0.51
3:BG:3:LEU:O	3:BG:3:LEU:HD12	2.11	0.51
3:BI:23:PRO:HA	3:BI:35:LEU:HD13	1.92	0.51

Continued on next page...

Continued from previous page...

Atom-1	Atom-2	Interatomic distance (Å)	Clash overlap (Å)
3:BJ:81:ASP:OD1	3:BL:99:TYR:CD2	2.64	0.51
3:BJ:131:ALA:O	3:BJ:132:TYR:HD1	1.93	0.51
3:BM:122:ILE:HA	3:DJ:109:ARG:NH1	2.25	0.51
3:CG:77:ASN:OD1	3:GM:77:ASN:ND2	2.40	0.51
3:CI:61:ASN:ND2	3:CI:96:PHE:O	2.44	0.51
3:CJ:14:ASP:OD2	3:CJ:14:ASP:C	2.49	0.51
3:CK:125:ILE:HG23	3:CK:126:ASP:N	2.25	0.51
3:CM:92:VAL:HG22	3:NA:92:VAL:CG2	2.30	0.51
3:DB:103:GLU:HA	3:DK:13:LYS:NZ	2.25	0.51
3:DC:44:LEU:O	3:DC:44:LEU:HD12	2.09	0.51
3:DD:26:VAL:O	3:EL:132:TYR:OH	2.29	0.51
3:DD:79:SER:HA	3:EN:75:THR:O	2.11	0.51
3:DJ:17:GLN:N	3:DJ:17:GLN:OE1	2.43	0.51
3:DL:60:LYS:HB2	3:DL:61:ASN:CB	2.40	0.51
3:DL:113:ALA:HB2	3:MN:116:LEU:CD2	2.40	0.51
3:DM:32:VAL:O	3:DM:32:VAL:HG13	2.10	0.51
3:EB:55:PRO:HD3	3:EB:62:TYR:CD1	2.45	0.51
3:EE:86:ARG:NH2	3:LI:99:TYR:HB3	2.25	0.51
3:EF:103:GLU:HA	3:FA:13:LYS:NZ	2.26	0.51
3:FC:109:ARG:HD2	3:GB:122:ILE:HG22	1.91	0.51
3:FE:3:LEU:HD13	3:FE:23:PRO:HB2	1.93	0.51
3:FI:69:GLN:OE1	3:FI:89:TYR:CD1	2.64	0.51
3:FL:41:VAL:O	3:FL:41:VAL:HG13	2.11	0.51
3:FL:65:GLN:N	3:FL:65:GLN:OE1	2.43	0.51
3:FN:132:TYR:OXT	3:HD:2:LYS:NZ	2.44	0.51
3:GF:8:LEU:HD11	3:KD:114:ALA:HB3	1.93	0.51
3:GF:34:SER:C	3:GF:35:LEU:HD12	2.30	0.51
3:GF:103:GLU:HA	3:GF:103:GLU:OE1	2.11	0.51
3:GH:24:ARG:NH2	3:JE:129:ASN:HA	2.25	0.51
3:GK:106:ALA:HB2	3:JA:126:ASP:OD1	2.10	0.51
3:JD:12:GLY:N	3:JH:110:THR:HG21	2.24	0.51
3:JE:95:SER:O	3:JE:96:PHE:HD1	1.93	0.51
3:JG:94:PHE:HE1	3:LD:90:ALA:HB1	1.74	0.51
3:JI:1:ALA:HB3	3:LB:131:ALA:HA	1.90	0.51
3:LB:91:ASP:OD2	3:LB:91:ASP:N	2.38	0.51
3:LC:44:LEU:O	3:LC:44:LEU:HD12	2.11	0.51
3:LJ:32:VAL:O	3:LJ:32:VAL:HG13	2.11	0.51
3:LN:116:LEU:HD13	3:MI:109:ARG:HH11	1.74	0.51
3:LN:132:TYR:OXT	3:MI:2:LYS:NZ	2.40	0.51
3:MA:11:ILE:CG2	3:MA:17:GLN:HB2	2.41	0.51
3:ME:19:LEU:HD12	3:ME:20:VAL:N	2.26	0.51

Continued on next page...

Continued from previous page...

Atom-1	Atom-2	Interatomic distance (Å)	Clash overlap (Å)
3:ME:111:GLU:N	3:NH:11:ILE:HD11	2.25	0.51
3:MG:13:LYS:N	3:MG:13:LYS:HD2	2.24	0.51
3:MK:41:VAL:O	3:MK:41:VAL:HG23	2.11	0.51
3:NB:131:ALA:O	3:NB:132:TYR:CD1	2.63	0.51
1:A:96:C:H2'	1:A:97:G:O4'	2.10	0.51
1:A:601:C:N4	1:A:602:G:O6	2.44	0.51
1:A:1126:A:C6	1:A:1127:A:N6	2.78	0.51
1:A:1131:U:N3	1:A:1151:G:N1	2.58	0.51
1:A:1562:C:O2	1:A:1579:G:N2	2.44	0.51
1:A:1862:C:H4'	1:A:1863:C:OP1	2.11	0.51
1:A:2326:G:O2'	1:A:2327:U:H5'	2.11	0.51
1:A:2393:A:HO2'	3:FK:67:LYS:NZ	2.04	0.51
1:A:2408:G:OP2	2:M:176:ARG:NH1	2.41	0.51
1:A:3724:U:H4'	1:A:3725:G:OP2	2.11	0.51
2:M:348:ASP:OD1	2:M:384:LEU:O	2.29	0.51
3:BE:109:ARG:HE	3:BE:110:THR:HG23	1.74	0.51
3:BF:55:PRO:HA	3:BF:60:LYS:O	2.11	0.51
3:BJ:44:LEU:HD12	3:BJ:45:GLU:OE2	2.10	0.51
3:CC:49:THR:OG1	3:CC:67:LYS:HB2	2.10	0.51
3:CD:52:VAL:CG2	3:CD:64:VAL:HG22	2.40	0.51
3:CL:106:ALA:N	3:HH:126:ASP:OD1	2.43	0.51
3:CM:128:LEU:CD2	3:NA:62:TYR:CD2	2.92	0.51
3:DA:79:SER:O	3:DD:74:CYS:SG	2.69	0.51
3:DE:32:VAL:HG12	3:DE:51:SER:OG	2.11	0.51
3:EA:13:LYS:HZ1	3:LM:103:GLU:HA	1.75	0.51
3:EB:79:SER:O	3:LM:74:CYS:SG	2.68	0.51
3:EK:3:LEU:HD23	3:FM:131:ALA:HB1	1.91	0.51
3:FA:27:ASN:ND2	3:FA:30:ASN:OD1	2.44	0.51
3:FD:112:LEU:HD11	3:LH:92:VAL:HG21	1.92	0.51
3:FL:55:PRO:HA	3:FL:60:LYS:O	2.09	0.51
3:FL:129:ASN:HD22	3:HB:24:ARG:HA	1.75	0.51
3:FN:91:ASP:OD1	3:FN:91:ASP:O	2.29	0.51
3:GC:94:PHE:HB3	3:GC:105:ARG:HH12	1.75	0.51
3:GF:3:LEU:HD21	3:KD:131:ALA:HB1	1.92	0.51
3:HE:61:ASN:HA	3:HE:96:PHE:O	2.10	0.51
3:IA:61:ASN:ND2	3:IA:96:PHE:O	2.44	0.51
3:IB:126:ASP:OD1	3:IK:102:ASP:HB2	2.11	0.51
3:IE:24:ARG:NE	3:IE:36:SER:OG	2.44	0.51
3:IE:120:LEU:CD2	3:IE:121:LEU:HD12	2.41	0.51
3:IK:55:PRO:HA	3:IK:60:LYS:O	2.10	0.51
3:JB:105:ARG:HD3	3:JB:106:ALA:HA	1.93	0.51

Continued on next page...

Continued from previous page...

Atom-1	Atom-2	Interatomic distance (Å)	Clash overlap (Å)
3:JE:13:LYS:N	3:JE:13:LYS:CD	2.73	0.51
3:JJ:30:ASN:OD1	3:JJ:30:ASN:C	2.49	0.51
3:KD:52:VAL:HG12	3:KD:64:VAL:HG13	1.92	0.51
3:KH:22:ASN:OD1	3:KH:23:PRO:N	2.44	0.51
3:KH:66:VAL:CG2	3:KL:121:LEU:HD21	2.40	0.51
3:KJ:13:LYS:CE	3:LE:102:ASP:O	2.58	0.51
3:KJ:92:VAL:HG21	3:LE:112:LEU:HD11	1.92	0.51
3:LH:6:VAL:HG23	3:LH:35:LEU:HD21	1.93	0.51
3:MA:24:ARG:HG3	3:MA:25:GLY:H	1.75	0.51
3:MC:64:VAL:HG11	3:NJ:125:ILE:HD11	1.93	0.51
3:MF:22:ASN:OD1	3:MF:23:PRO:HD2	2.10	0.51
3:MK:10:ASN:OD1	3:MK:10:ASN:O	2.29	0.51
3:ML:61:ASN:O	3:ML:63:LYS:NZ	2.40	0.51
3:MM:102:ASP:OD1	3:MM:103:GLU:N	2.42	0.51
3:NC:79:SER:O	3:NC:80:CYS:HB3	2.09	0.51
3:NJ:34:SER:C	3:NJ:35:LEU:HD12	2.30	0.51
1:A:97:G:C2'	3:MJ:57:ARG:HE	2.24	0.51
1:A:1171:G:HO2'	1:A:1172:U:P	2.34	0.51
1:A:1273:A:H2'	1:A:1274:A:C8	2.45	0.51
1:A:1491:A:H2'	1:A:1492:C:C6	2.44	0.51
1:A:1562:C:H2'	1:A:1563:G:C8	2.46	0.51
1:A:1694:C:C2	1:A:1695:G:C8	2.98	0.51
1:A:1767:G:OP1	1:A:1808:G:C4	2.63	0.51
1:A:2053:A:N6	1:A:2111:G:C2	2.78	0.51
1:A:2159:U:OP1	3:HE:60:LYS:NZ	2.42	0.51
1:A:2286:A:N1	1:A:2287:A:N6	2.53	0.51
1:A:2480:G:C8	1:A:2658:U:O2'	2.63	0.51
1:A:2803:A:C2	1:A:2823:G:C6	2.99	0.51
1:A:3359:U:N3	1:A:3360:G:O6	2.44	0.51
1:A:3799:A:OP2	3:KL:29:THR:OG1	2.19	0.51
1:A:3932:U:H4'	1:A:3933:A:C8	2.45	0.51
1:A:3934:G:H2'	1:A:3935:G:H8	1.75	0.51
2:M:14:GLU:N	2:M:14:GLU:OE1	2.43	0.51
3:BA:114:ALA:CB	3:MK:8:LEU:HD22	2.40	0.51
3:BB:64:VAL:HG11	3:MA:125:ILE:CD1	2.40	0.51
3:BG:18:THR:O	3:BG:19:LEU:HD22	2.11	0.51
3:BH:6:VAL:HG12	3:BH:8:LEU:HD22	1.92	0.51
3:DF:48:VAL:HG13	3:DF:68:ILE:CD1	2.41	0.51
3:DK:102:ASP:N	3:DK:102:ASP:OD1	2.44	0.51
3:EF:105:ARG:NE	3:FA:128:LEU:HD11	2.26	0.51
3:EH:41:VAL:O	3:EH:45:GLU:OE1	2.29	0.51

Continued on next page...

Continued from previous page...

Atom-1	Atom-2	Interatomic distance (Å)	Clash overlap (Å)
3:EI:125:ILE:HG13	3:GA:109:ARG:HH11	1.75	0.51
3:EM:61:ASN:HA	3:EM:96:PHE:O	2.10	0.51
3:FB:13:LYS:HD3	3:LJ:103:GLU:OE2	2.11	0.51
3:FB:52:VAL:HG13	3:FB:64:VAL:HG22	1.93	0.51
3:FC:96:PHE:CE1	3:FC:105:ARG:HG2	2.46	0.51
3:FE:55:PRO:HD3	3:FE:62:TYR:CE1	2.46	0.51
3:FE:119:PRO:O	3:FE:122:ILE:HG12	2.10	0.51
3:FH:56:SER:O	3:FH:59:ARG:O	2.29	0.51
3:FJ:13:LYS:NZ	3:HF:103:GLU:N	2.59	0.51
3:FL:33:ALA:HB3	3:FL:50:VAL:CG1	2.40	0.51
3:GD:126:ASP:N	3:KF:109:ARG:NH2	2.58	0.51
3:GK:19:LEU:HD21	3:JA:107:PHE:CE1	2.46	0.51
3:HL:6:VAL:HG12	3:HL:8:LEU:HD21	1.91	0.51
3:IF:64:VAL:HG11	3:NI:125:ILE:CD1	2.37	0.51
3:IG:99:TYR:CD1	3:IH:81:ASP:OD1	2.63	0.51
3:IH:37:GLN:C	3:IH:45:GLU:OE2	2.49	0.51
3:IJ:107:PHE:CZ	3:NE:19:LEU:HD21	2.45	0.51
3:IK:11:ILE:HG22	3:IK:17:GLN:C	2.31	0.51
3:IL:125:ILE:O	3:IL:128:LEU:HD12	2.10	0.51
3:IM:3:LEU:CD1	3:IM:35:LEU:HD21	2.40	0.51
3:JF:5:THR:HG23	3:JF:22:ASN:OD1	2.10	0.51
3:JG:54:GLN:O	3:JG:59:ARG:NH1	2.44	0.51
3:KH:64:VAL:HG11	3:KL:125:ILE:HD11	1.93	0.51
3:KJ:5:THR:HG23	3:KJ:5:THR:O	2.10	0.51
3:KM:100:SER:CA	3:MF:86:ARG:HH22	2.24	0.51
3:LA:3:LEU:HD22	3:MD:131:ALA:HB1	1.90	0.51
3:LD:21:LEU:HD12	3:LD:21:LEU:N	2.25	0.51
3:LD:125:ILE:HG23	3:LD:126:ASP:N	2.25	0.51
3:LE:102:ASP:OD1	3:LE:103:GLU:N	2.42	0.51
3:LE:118:SER:O	3:LE:122:ILE:HG13	2.10	0.51
3:LG:109:ARG:CG	3:MG:116:LEU:HD11	2.41	0.51
3:LH:101:THR:HG23	3:LH:104:GLU:H	1.75	0.51
3:MB:68:ILE:CG1	3:MB:90:ALA:HB3	2.41	0.51
3:NA:49:THR:OG1	3:NA:67:LYS:HB2	2.10	0.51
3:NA:108:VAL:O	3:NA:111:GLU:HB2	2.10	0.51
3:NH:65:GLN:OE1	3:NH:67:LYS:HG3	2.10	0.51
3:NI:119:PRO:HA	3:NI:122:ILE:HD12	1.91	0.51
1:A:387:G:C5	1:A:388:A:C5	2.99	0.51
1:A:446:C:N4	3:MM:57:ARG:HD3	2.26	0.51
1:A:536:A:O2'	1:A:537:A:O4'	2.23	0.51
1:A:937:C:O2'	3:HL:57:ARG:NH1	2.43	0.51

Continued on next page...

Continued from previous page...

Atom-1	Atom-2	Interatomic distance (Å)	Clash overlap (Å)
1:A:1095:A:C2	1:A:1189:G:C4	2.98	0.51
1:A:1457:A:C5	3:EK:57:ARG:NH2	2.79	0.51
1:A:1488:G:H2'	1:A:1489:U:C6	2.46	0.51
1:A:1497:U:O2'	1:A:1498:C:OP1	2.20	0.51
1:A:1794:A:N1	3:JB:57:ARG:NE	2.58	0.51
1:A:1841:C:H2'	1:A:1842:U:C5	2.45	0.51
1:A:2123:U:O2'	1:A:2125:G:N7	2.43	0.51
1:A:2621:U:H2'	1:A:2622:G:O4'	2.10	0.51
1:A:2633:G:C6	1:A:2637:U:O2	2.64	0.51
1:A:2673:G:O2'	1:A:2674:C:OP1	2.26	0.51
1:A:2771:A:C4	1:A:2772:G:C8	2.99	0.51
1:A:3105:A:H3'	1:A:3106:A:H8	1.76	0.51
1:A:4202:G:H1'	1:A:4203:C:O4'	2.10	0.51
3:BF:91:ASP:O	3:BF:91:ASP:OD1	2.29	0.51
3:BH:54:GLN:HB3	3:BH:55:PRO:CD	2.40	0.51
3:BH:110:THR:OG1	3:IL:11:ILE:HD12	2.11	0.51
3:BL:92:VAL:HG21	3:CG:112:LEU:HD11	1.93	0.51
3:CB:68:ILE:HD11	3:HC:115:LEU:CD1	2.41	0.51
3:CG:74:CYS:SG	3:CG:85:THR:HG21	2.50	0.51
3:CI:109:ARG:CZ	3:DI:122:ILE:HG22	2.41	0.51
3:CJ:111:GLU:O	3:CJ:115:LEU:HD13	2.11	0.51
3:CK:86:ARG:NH2	3:NC:100:SER:N	2.59	0.51
3:CK:99:TYR:OH	3:CL:84:VAL:HG22	2.10	0.51
3:CL:41:VAL:O	3:CL:41:VAL:HG13	2.10	0.51
3:CL:52:VAL:HG23	3:HH:130:PRO:HG3	1.93	0.51
3:DF:44:LEU:O	3:DF:44:LEU:HD12	2.09	0.51
3:EA:27:ASN:O	3:EA:31:GLY:N	2.43	0.51
3:EA:109:ARG:NH2	3:LM:126:ASP:OD2	2.37	0.51
3:ED:97:THR:O	3:ED:100:SER:OG	2.18	0.51
3:EI:33:ALA:HB3	3:EI:50:VAL:CG2	2.41	0.51
3:FD:99:TYR:O	3:LH:86:ARG:NH1	2.32	0.51
3:FE:104:GLU:OE2	3:KI:86:ARG:HD3	2.10	0.51
3:FI:75:THR:O	3:KF:79:SER:HA	2.10	0.51
3:FK:101:THR:O	3:FK:104:GLU:HG2	2.11	0.51
3:GA:79:SER:OG	3:GA:81:ASP:OD1	2.29	0.51
3:GB:119:PRO:O	3:GB:122:ILE:HG12	2.10	0.51
3:GG:53:SER:OG	3:GG:59:ARG:NH2	2.43	0.51
3:GI:8:LEU:HD22	3:JC:114:ALA:CB	2.41	0.51
3:GI:11:ILE:CG2	3:GI:17:GLN:HB2	2.41	0.51
3:GK:80:CYS:HB3	3:GN:74:CYS:HA	1.93	0.51
3:GL:3:LEU:HD12	3:GL:35:LEU:HD11	1.90	0.51

Continued on next page...

Continued from previous page...

Atom-1	Atom-2	Interatomic distance (Å)	Clash overlap (Å)
3:HG:6:VAL:HG12	3:HG:8:LEU:CD2	2.41	0.51
3:ID:79:SER:O	3:ID:80:CYS:HB3	2.10	0.51
3:IH:105:ARG:CD	3:NG:128:LEU:HD11	2.40	0.51
3:IJ:61:ASN:ND2	3:IJ:96:PHE:O	2.44	0.51
3:IJ:122:ILE:HA	3:NE:109:ARG:HH12	1.76	0.51
3:JG:94:PHE:CD2	3:LD:125:ILE:CD1	2.90	0.51
3:JK:27:ASN:OD1	3:JK:29:THR:N	2.44	0.51
3:KJ:29:THR:OG1	3:KJ:30:ASN:N	2.43	0.51
3:KK:86:ARG:HH22	3:MH:97:THR:HG23	1.75	0.51
3:LD:79:SER:O	3:LD:80:CYS:HB3	2.11	0.51
3:LG:62:TYR:CD2	3:MG:128:LEU:HD22	2.46	0.51
3:MK:91:ASP:OD1	3:MK:91:ASP:O	2.29	0.51
3:ML:18:THR:C	3:ML:19:LEU:HD12	2.31	0.51
3:ML:97:THR:N	3:ML:100:SER:OG	2.44	0.51
1:A:1034:U:C1'	3:IJ:57:ARG:HD3	2.41	0.51
1:A:2289:A:H2'	1:A:2290:C:C6	2.45	0.51
1:A:2633:G:OP2	1:A:2634:A:C6	2.64	0.51
1:A:2686:G:C2	1:A:2765:A:N7	2.79	0.51
1:A:3246:C:C2	1:A:3252:G:C2	2.99	0.51
1:A:3985:U:H2'	1:A:3986:C:C5	2.45	0.51
1:A:4031:C:N4	1:A:4032:G:O6	2.43	0.51
3:D:48:VAL:HG13	3:D:68:ILE:CG1	2.41	0.51
3:BC:29:THR:OG1	3:BC:30:ASN:N	2.44	0.51
3:BH:24:ARG:HH21	3:IA:129:ASN:CG	2.14	0.51
3:BL:103:GLU:HA	3:CG:13:LYS:NZ	2.26	0.51
3:CK:86:ARG:NH2	3:NC:97:THR:HG23	2.24	0.51
3:DA:11:ILE:HD11	3:MM:111:GLU:N	2.26	0.51
3:DH:37:GLN:CA	3:DH:45:GLU:OE2	2.59	0.51
3:DN:23:PRO:HA	3:DN:35:LEU:HG	1.92	0.51
3:EB:115:LEU:HD22	3:MJ:8:LEU:HD11	1.93	0.51
3:EE:99:TYR:OH	3:EF:83:SER:HA	2.11	0.51
3:EH:47:ARG:CZ	3:EH:69:GLN:OE1	2.59	0.51
3:EK:61:ASN:OD1	3:EK:96:PHE:O	2.28	0.51
3:EK:125:ILE:HD13	3:FM:94:PHE:CE1	2.46	0.51
3:EL:32:VAL:HG12	3:EL:51:SER:HB3	1.93	0.51
3:GE:128:LEU:HD11	3:HE:105:ARG:NE	2.26	0.51
3:GH:22:ASN:OD1	3:GH:23:PRO:HD2	2.11	0.51
3:GI:56:SER:H	3:GI:60:LYS:HA	1.76	0.51
3:GI:130:PRO:HA	3:JC:52:VAL:HG22	1.93	0.51
3:GJ:57:ARG:HD2	3:GJ:57:ARG:N	2.24	0.51
3:HB:131:ALA:O	3:HB:132:TYR:HD1	1.94	0.51

Continued on next page...

Continued from previous page...

Atom-1	Atom-2	Interatomic distance (Å)	Clash overlap (Å)
3:HG:116:LEU:HD23	3:HG:116:LEU:O	2.10	0.51
3:HL:121:LEU:HA	3:HL:124:ALA:HB3	1.93	0.51
3:IG:94:PHE:HD1	3:JJ:125:ILE:HD12	1.76	0.51
3:IG:111:GLU:OE2	3:IG:111:GLU:HA	2.11	0.51
3:JF:103:GLU:OE1	3:KA:13:LYS:HE2	2.11	0.51
3:KI:97:THR:N	3:KI:100:SER:OG	2.43	0.51
3:LA:79:SER:O	3:LA:80:CYS:HB3	2.11	0.51
3:LG:8:LEU:HD22	3:MG:114:ALA:HB1	1.93	0.51
3:LI:99:TYR:CE2	3:LJ:83:SER:HA	2.46	0.51
3:MA:68:ILE:CG2	3:MA:90:ALA:HB3	2.41	0.51
3:MA:84:VAL:O	3:MA:84:VAL:HG23	2.11	0.51
3:MC:8:LEU:HD12	3:MC:8:LEU:N	2.26	0.51
3:MI:60:LYS:NZ	3:MI:98:GLN:HB2	2.25	0.51
3:MJ:27:ASN:OD1	3:MJ:29:THR:N	2.43	0.51
3:ML:11:ILE:HG23	3:ML:17:GLN:HB2	1.93	0.51
3:NE:59:ARG:C	3:NE:60:LYS:HD3	2.31	0.51
3:NH:119:PRO:HA	3:NH:122:ILE:CG2	2.41	0.51
1:A:41:C:O2'	1:A:521:G:N3	2.43	0.51
1:A:1014:C:H1'	1:A:3197:A:O2'	2.11	0.51
1:A:1120:C:N4	1:A:1121:G:O6	2.44	0.51
1:A:1534:A:C6	1:A:1535:G:O6	2.64	0.51
1:A:1784:C:H1'	1:A:1810:U:H2'	1.93	0.51
1:A:2046:G:H1	3:GG:59:ARG:HH11	1.58	0.51
1:A:2633:G:C8	1:A:2634:A:N3	2.79	0.51
1:A:2712:U:H2'	1:A:2713:U:O4'	2.11	0.51
1:A:2765:A:O2'	1:A:2766:A:P	2.68	0.51
1:A:2865:A:OP2	1:A:2866:A:N6	2.33	0.51
1:A:3093:G:H2'	1:A:3094:G:C1'	2.41	0.51
1:A:3132:G:H2'	1:A:3133:C:O4'	2.11	0.51
1:A:3234:U:O4	1:A:3235:G:O6	2.29	0.51
1:A:3305:G:N1	1:A:3314:U:O4	2.41	0.51
1:A:3923:G:N3	1:A:4163:A:H1'	2.25	0.51
1:A:3949:G:C6	1:A:4049:G:C2	2.99	0.51
2:M:279:ASN:OD1	2:M:281:GLU:N	2.43	0.51
3:BE:23:PRO:HA	3:BE:35:LEU:HD13	1.93	0.51
3:BG:8:LEU:CD1	3:IA:115:LEU:HD22	2.41	0.51
3:BI:22:ASN:OD1	3:BI:23:PRO:HD2	2.11	0.51
3:BL:81:ASP:N	3:BL:81:ASP:OD2	2.44	0.51
3:BM:111:GLU:N	3:DJ:11:ILE:HD11	2.26	0.51
3:BN:103:GLU:HA	3:BN:103:GLU:OE1	2.10	0.51
3:CL:11:ILE:CG2	3:CL:17:GLN:HB2	2.41	0.51

Continued on next page...

Continued from previous page...

Atom-1	Atom-2	Interatomic distance (Å)	Clash overlap (Å)
3:DB:121:LEU:O	3:DB:125:ILE:HG22	2.11	0.51
3:DC:11:ILE:HG23	3:EN:110:THR:OG1	2.10	0.51
3:DF:20:VAL:C	3:DF:21:LEU:HD22	2.32	0.51
3:DK:52:VAL:O	3:DK:52:VAL:HG13	2.11	0.51
3:ED:8:LEU:HD11	3:EH:114:ALA:CB	2.41	0.51
3:EE:26:VAL:O	3:FA:132:TYR:OH	2.28	0.51
3:EF:23:PRO:HA	3:EF:35:LEU:HD12	1.93	0.51
3:EF:45:GLU:OE1	3:EF:45:GLU:N	2.44	0.51
3:EG:26:VAL:O	3:EG:28:PRO:CD	2.59	0.51
3:EG:26:VAL:O	3:EG:28:PRO:HD3	2.11	0.51
3:EH:47:ARG:NH2	3:EH:69:GLN:OE1	2.44	0.51
3:EI:122:ILE:O	3:EI:126:ASP:HB2	2.11	0.51
3:EM:119:PRO:HA	3:EM:122:ILE:HG12	1.93	0.51
3:FC:105:ARG:NE	3:GB:126:ASP:O	2.35	0.51
3:FF:48:VAL:HG13	3:FF:68:ILE:CD1	2.41	0.51
3:FH:55:PRO:CG	3:FH:62:TYR:CE2	2.93	0.51
3:FL:74:CYS:SG	3:FL:85:THR:HG21	2.50	0.51
3:GL:11:ILE:HD11	3:HG:111:GLU:N	2.25	0.51
3:GL:54:GLN:HB3	3:GL:55:PRO:HD3	1.92	0.51
3:GL:120:LEU:HD23	3:GL:121:LEU:N	2.26	0.51
3:HB:18:THR:O	3:HB:19:LEU:HD22	2.11	0.51
3:HD:108:VAL:O	3:HD:112:LEU:HD23	2.11	0.51
3:HN:32:VAL:HG22	3:HN:51:SER:OG	2.10	0.51
3:IG:122:ILE:CD1	3:JJ:109:ARG:NH2	2.74	0.51
3:IL:119:PRO:HA	3:IL:122:ILE:HG12	1.93	0.51
3:JF:11:ILE:HD12	3:KA:110:THR:OG1	2.11	0.51
3:JI:105:ARG:HD3	3:LB:128:LEU:HD11	1.91	0.51
3:JK:127:GLN:O	3:LA:24:ARG:NH2	2.43	0.51
3:KE:34:SER:HB3	3:KE:47:ARG:NH2	2.26	0.51
3:KM:132:TYR:CE1	3:ME:28:PRO:HB3	2.46	0.51
3:LH:119:PRO:HA	3:LH:122:ILE:HD12	1.93	0.51
3:MC:121:LEU:HA	3:MC:124:ALA:HB3	1.92	0.51
3:MI:81:ASP:O	3:MI:83:SER:N	2.43	0.51
1:A:9:C:H5'	3:CH:58:ASN:O	2.11	0.50
1:A:315:G:H2'	1:A:316:U:O4'	2.11	0.50
1:A:366:U:C2'	1:A:816:U:HO2'	2.18	0.50
1:A:1055:U:H2'	1:A:1056:U:O4'	2.10	0.50
1:A:2649:G:N2	3:EI:29:THR:HG23	2.25	0.50
1:A:2925:G:H2'	1:A:2926:C:O4'	2.11	0.50
1:A:3144:U:O2	1:A:3145:C:N4	2.36	0.50
1:A:3295:U:C2	1:A:3296:U:C5	2.99	0.50

Continued on next page...

Continued from previous page...

Atom-1	Atom-2	Interatomic distance (Å)	Clash overlap (Å)
1:A:4154:G:C5	1:A:4155:A:N7	2.79	0.50
1:A:4191:G:C2	1:A:4193:A:C8	2.99	0.50
3:B:8:LEU:CD2	3:D:111:GLU:OE2	2.59	0.50
3:B:112:LEU:HD22	3:D:68:ILE:HD13	1.93	0.50
3:BB:116:LEU:O	3:MA:109:ARG:HD2	2.11	0.50
3:BC:55:PRO:HA	3:BC:60:LYS:O	2.10	0.50
3:BJ:11:ILE:HD12	3:BN:110:THR:HB	1.92	0.50
3:CC:26:VAL:HG12	3:HC:132:TYR:CD2	2.45	0.50
3:CD:21:LEU:HD21	3:CD:48:VAL:HG11	1.93	0.50
3:CF:122:ILE:HD13	3:GM:109:ARG:NH1	2.26	0.50
3:CH:119:PRO:HA	3:CH:122:ILE:HG12	1.92	0.50
3:CJ:55:PRO:HB3	3:CJ:60:LYS:HG3	1.92	0.50
3:CJ:118:SER:O	3:CJ:122:ILE:HG12	2.11	0.50
3:CL:75:THR:O	3:HI:79:SER:HA	2.11	0.50
3:CM:92:VAL:CG2	3:NA:92:VAL:HG22	2.31	0.50
3:CN:44:LEU:HD12	3:CN:44:LEU:O	2.11	0.50
3:CN:55:PRO:HD3	3:CN:62:TYR:CE1	2.46	0.50
3:DB:52:VAL:HG12	3:DB:64:VAL:CG2	2.33	0.50
3:DC:119:PRO:HA	3:DC:122:ILE:HG12	1.93	0.50
3:DJ:109:ARG:CG	3:DJ:110:THR:N	2.74	0.50
3:ED:128:LEU:HD23	3:EH:62:TYR:CD2	2.46	0.50
3:EI:19:LEU:HD21	3:GA:107:PHE:CE1	2.46	0.50
3:EI:132:TYR:CA	3:GA:3:LEU:HD23	2.41	0.50
3:EK:75:THR:O	3:FN:79:SER:HA	2.11	0.50
3:FI:103:GLU:CB	3:KE:13:LYS:HZ2	2.24	0.50
3:FK:119:PRO:HD2	3:FK:120:LEU:H	1.76	0.50
3:GD:21:LEU:HD11	3:GD:48:VAL:HG21	1.92	0.50
3:GD:57:ARG:NH1	3:GD:58:ASN:HB3	2.25	0.50
3:GF:11:ILE:HD11	3:KD:111:GLU:N	2.26	0.50
3:GJ:81:ASP:OD1	3:GJ:81:ASP:N	2.44	0.50
3:GJ:116:LEU:HD11	3:GN:112:LEU:HD23	1.93	0.50
3:GK:102:ASP:OD1	3:JA:126:ASP:O	2.29	0.50
3:HE:98:GLN:HE21	3:HF:43:ALA:CA	2.24	0.50
3:HF:102:ASP:OD1	3:HF:103:GLU:N	2.44	0.50
3:HK:56:SER:OG	3:HK:57:ARG:N	2.43	0.50
3:IC:60:LYS:N	3:IC:61:ASN:HB3	2.24	0.50
3:ID:97:THR:O	3:ID:100:SER:OG	2.29	0.50
3:IH:3:LEU:HD23	3:NG:132:TYR:CA	2.40	0.50
3:IH:55:PRO:HG3	3:IH:62:TYR:CE1	2.46	0.50
3:IJ:130:PRO:HA	3:NE:52:VAL:HG22	1.93	0.50
3:IM:132:TYR:CZ	3:KA:2:LYS:HE3	2.46	0.50

Continued on next page...

Continued from previous page...

Atom-1	Atom-2	Interatomic distance (Å)	Clash overlap (Å)
3:JB:72:THR:HB	3:JB:86:ARG:HB2	1.92	0.50
3:JC:52:VAL:CG1	3:JC:64:VAL:HG22	2.36	0.50
3:JN:37:GLN:CA	3:JN:45:GLU:OE2	2.58	0.50
3:KG:59:ARG:HG3	3:KG:61:ASN:HB2	1.93	0.50
3:LI:61:ASN:HA	3:LI:96:PHE:O	2.11	0.50
3:LI:99:TYR:OH	3:LJ:84:VAL:N	2.37	0.50
3:MF:17:GLN:N	3:MF:17:GLN:OE1	2.45	0.50
1:A:1856:U:O2	1:A:2192:U:N3	2.43	0.50
1:A:2417:A:N3	1:A:4084:U:O2'	2.43	0.50
1:A:2445:U:H2'	1:A:2446:C:O4'	2.11	0.50
1:A:2612:U:O2	1:A:2613:A:C8	2.64	0.50
1:A:3307:A:OP2	3:JG:61:ASN:ND2	2.44	0.50
1:A:3666:U:OP2	3:LH:59:ARG:NH1	2.45	0.50
1:A:3999:C:H2'	1:A:4000:C:N1	2.26	0.50
1:A:4057:G:H2'	1:A:4058:C:C1'	2.41	0.50
3:BE:18:THR:O	3:BE:19:LEU:HD22	2.11	0.50
3:BH:24:ARG:HB3	3:BH:34:SER:O	2.11	0.50
3:BL:11:ILE:HG23	3:BL:17:GLN:HB2	1.92	0.50
3:CC:122:ILE:O	3:DF:109:ARG:NH2	2.44	0.50
3:CG:24:ARG:HB2	3:CG:34:SER:O	2.12	0.50
3:DC:48:VAL:HG11	3:EN:115:LEU:HD13	1.93	0.50
3:DC:111:GLU:HA	3:EN:8:LEU:HD21	1.93	0.50
3:DG:11:ILE:HD12	3:EJ:110:THR:CB	2.41	0.50
3:DK:125:ILE:HG23	3:DK:126:ASP:H	1.76	0.50
3:EG:32:VAL:HG22	3:EG:51:SER:OG	2.11	0.50
3:EI:109:ARG:CG	3:EI:110:THR:N	2.73	0.50
3:EK:49:THR:OG1	3:EK:67:LYS:HB2	2.11	0.50
3:FD:12:GLY:H	3:LH:110:THR:HG21	1.74	0.50
3:FE:61:ASN:HA	3:FE:97:THR:HA	1.93	0.50
3:FH:45:GLU:HB3	3:FH:71:PRO:HG2	1.93	0.50
3:FL:110:THR:CB	3:HD:11:ILE:HD12	2.40	0.50
3:GD:6:VAL:HG12	3:GD:8:LEU:HD22	1.93	0.50
3:GD:11:ILE:CG2	3:GD:17:GLN:HB2	2.41	0.50
3:GG:128:LEU:HD23	3:JE:62:TYR:HD2	1.76	0.50
3:GM:60:LYS:HB3	3:GM:61:ASN:HB2	1.93	0.50
3:HC:14:ASP:OD1	3:HC:14:ASP:N	2.43	0.50
3:HI:86:ARG:NH1	3:II:99:TYR:O	2.44	0.50
3:IB:55:PRO:HA	3:IB:60:LYS:O	2.11	0.50
3:IB:111:GLU:O	3:IB:115:LEU:HD23	2.11	0.50
3:IC:84:VAL:O	3:IC:84:VAL:HG13	2.10	0.50
3:IE:11:ILE:HD12	3:JL:110:THR:HB	1.93	0.50

Continued on next page...

Continued from previous page...

Atom-1	Atom-2	Interatomic distance (Å)	Clash overlap (Å)
3:IG:97:THR:HG23	3:IG:100:SER:N	2.26	0.50
3:IG:116:LEU:HA	3:IG:121:LEU:HD12	1.91	0.50
3:II:98:GLN:HE22	3:IJ:43:ALA:HA	1.76	0.50
3:IM:11:ILE:HD12	3:JM:110:THR:HB	1.93	0.50
3:IN:102:ASP:OD1	3:IN:102:ASP:N	2.39	0.50
3:JC:102:ASP:OD1	3:JC:103:GLU:N	2.45	0.50
3:JE:49:THR:OG1	3:JE:67:LYS:HB2	2.12	0.50
3:JH:5:THR:HG23	3:JH:22:ASN:OD1	2.11	0.50
3:JJ:109:ARG:HG3	3:JJ:110:THR:N	2.26	0.50
3:JK:110:THR:CB	3:KN:11:ILE:HD12	2.41	0.50
3:JL:4:GLU:O	3:JL:6:VAL:HG23	2.10	0.50
3:KB:18:THR:C	3:KB:19:LEU:HD22	2.32	0.50
3:KH:125:ILE:HD12	3:KL:94:PHE:CD2	2.45	0.50
3:KK:52:VAL:HG12	3:KK:64:VAL:HG13	1.93	0.50
3:KL:41:VAL:O	3:KL:41:VAL:HG13	2.11	0.50
3:LC:119:PRO:HA	3:LC:122:ILE:HG12	1.93	0.50
3:MG:55:PRO:HG3	3:MG:62:TYR:CE1	2.45	0.50
3:MH:11:ILE:HG23	3:MH:17:GLN:CG	2.41	0.50
3:NH:54:GLN:HB3	3:NH:55:PRO:CD	2.40	0.50
1:A:805:G:N2	1:A:808:U:O4	2.45	0.50
1:A:2249:C:H2'	1:A:2250:G:N7	2.27	0.50
1:A:2680:U:OP1	3:DE:59:ARG:CZ	2.58	0.50
1:A:3537:U:H2'	1:A:3538:C:H6	1.76	0.50
1:A:3626:U:C2	1:A:3634:A:N1	2.80	0.50
3:BD:87:GLN:N	3:BD:87:GLN:OE1	2.44	0.50
3:BF:129:ASN:OD1	3:IL:25:GLY:N	2.44	0.50
3:BH:24:ARG:NH2	3:IA:127:GLN:O	2.39	0.50
3:BK:102:ASP:OD1	3:BK:103:GLU:N	2.44	0.50
3:CA:55:PRO:HG3	3:CA:62:TYR:HE1	1.77	0.50
3:CA:131:ALA:HB1	3:DH:3:LEU:CD2	2.39	0.50
3:CB:81:ASP:OD2	3:CD:99:TYR:CE1	2.65	0.50
3:CC:52:VAL:O	3:CC:52:VAL:HG13	2.11	0.50
3:CD:23:PRO:HA	3:CD:35:LEU:HG	1.94	0.50
3:CH:128:LEU:HD11	3:HL:105:ARG:NE	2.26	0.50
3:CI:74:CYS:HA	3:DJ:80:CYS:HB3	1.92	0.50
3:CN:13:LYS:HE2	3:DD:103:GLU:HG2	1.93	0.50
3:DA:48:VAL:HG13	3:DA:68:ILE:CD1	2.41	0.50
3:DD:11:ILE:HG23	3:DD:17:GLN:HB2	1.93	0.50
3:DG:106:ALA:HA	3:DG:109:ARG:HE	1.76	0.50
3:DI:48:VAL:HG22	3:DI:68:ILE:HD12	1.94	0.50
3:DL:105:ARG:CZ	3:MN:128:LEU:HD11	2.42	0.50

Continued on next page...

Continued from previous page...

Atom-1	Atom-2	Interatomic distance (Å)	Clash overlap (Å)
3:EC:11:ILE:CG1	3:LK:111:GLU:OE1	2.59	0.50
3:EE:28:PRO:HB3	3:FA:132:TYR:CZ	2.46	0.50
3:FE:132:TYR:O	3:KI:2:LYS:HD3	2.10	0.50
3:FM:97:THR:O	3:FM:100:SER:OG	2.21	0.50
3:FN:102:ASP:OD1	3:FN:103:GLU:OE1	2.28	0.50
3:GD:30:ASN:OD1	3:GD:32:VAL:HG23	2.11	0.50
3:GJ:52:VAL:HG21	3:GN:130:PRO:HA	1.93	0.50
3:GK:50:VAL:HG21	3:JA:120:LEU:HD21	1.92	0.50
3:HA:37:GLN:O	3:HA:45:GLU:HG2	2.12	0.50
3:HF:46:LYS:HG2	3:HF:70:ASN:OD1	2.12	0.50
3:IA:30:ASN:OD1	3:IA:32:VAL:N	2.45	0.50
3:ID:43:ALA:O	3:ID:44:LEU:HD12	2.10	0.50
3:IJ:11:ILE:HG23	3:IJ:17:GLN:HB2	1.91	0.50
3:IJ:118:SER:O	3:IJ:122:ILE:HG12	2.10	0.50
3:IL:22:ASN:OD1	3:IL:23:PRO:HD2	2.10	0.50
3:JD:48:VAL:HG22	3:JD:68:ILE:HD13	1.93	0.50
3:JK:64:VAL:HG21	3:KN:125:ILE:HD12	1.93	0.50
3:JL:24:ARG:HB2	3:JL:34:SER:OG	2.11	0.50
3:KK:56:SER:O	3:KK:59:ARG:O	2.29	0.50
3:KK:102:ASP:OD2	3:MH:13:LYS:HE2	2.11	0.50
3:KM:74:CYS:SG	3:KM:85:THR:HG21	2.51	0.50
3:LA:44:LEU:HD11	3:LA:82:PRO:HB2	1.93	0.50
3:LM:23:PRO:HA	3:LM:35:LEU:HD13	1.93	0.50
3:MC:108:VAL:O	3:MC:111:GLU:HG3	2.11	0.50
3:MD:41:VAL:N	3:MD:42:PRO:CD	2.75	0.50
3:MJ:101:THR:O	3:MJ:104:GLU:HG2	2.11	0.50
3:MM:27:ASN:O	3:MM:31:GLY:N	2.45	0.50
3:MM:32:VAL:HG22	3:MM:51:SER:OG	2.10	0.50
3:NB:55:PRO:HG3	3:NB:62:TYR:CE2	2.45	0.50
1:A:761:G:H2'	1:A:762:C:C6	2.47	0.50
1:A:1397:A:H2'	1:A:1398:A:C8	2.46	0.50
1:A:1464:G:OP1	3:EL:57:ARG:NH1	2.44	0.50
1:A:2332:A:O3'	3:CB:59:ARG:NH1	2.44	0.50
1:A:2489:U:C5	1:A:2491:A:O2'	2.65	0.50
1:A:2921:C:C5'	3:FN:47:ARG:HH12	2.24	0.50
1:A:2925:G:O4'	3:FM:57:ARG:NE	2.44	0.50
1:A:3545:C:N4	3:KF:89:TYR:CD2	2.79	0.50
1:A:3794:C:O3'	1:A:3795:G:O4'	2.29	0.50
1:A:3927:C:OP1	3:FG:93:THR:OG1	2.29	0.50
3:BF:81:ASP:O	3:BF:83:SER:N	2.44	0.50
3:BK:7:THR:C	3:BK:8:LEU:HD22	2.31	0.50

Continued on next page...

Continued from previous page...

Atom-1	Atom-2	Interatomic distance (Å)	Clash overlap (Å)
3:BN:86:ARG:CZ	3:BN:86:ARG:HB3	2.41	0.50
3:BN:118:SER:O	3:BN:122:ILE:HG12	2.12	0.50
3:CA:64:VAL:HG11	3:DH:125:ILE:HD11	1.92	0.50
3:CB:27:ASN:CG	3:CB:29:THR:HG1	2.11	0.50
3:CK:86:ARG:NH2	3:NC:100:SER:CA	2.74	0.50
3:CK:131:ALA:O	3:CK:132:TYR:HD1	1.95	0.50
3:CM:27:ASN:OD1	3:CM:30:ASN:N	2.45	0.50
3:CN:8:LEU:HD12	3:DD:114:ALA:HB1	1.93	0.50
3:DJ:129:ASN:OD1	3:DJ:130:PRO:HD2	2.11	0.50
3:EF:111:GLU:HA	3:FA:8:LEU:HD21	1.91	0.50
3:EJ:34:SER:O	3:EJ:35:LEU:HD22	2.11	0.50
3:EL:119:PRO:HA	3:EL:122:ILE:HD12	1.94	0.50
3:FB:115:LEU:CG	3:LJ:8:LEU:HD11	2.42	0.50
3:GD:41:VAL:N	3:GD:42:PRO:HD2	2.26	0.50
3:GD:49:THR:OG1	3:GD:67:LYS:HB3	2.10	0.50
3:GE:98:GLN:NE2	3:GF:43:ALA:HA	2.26	0.50
3:GE:118:SER:OG	3:GE:119:PRO:HD2	2.12	0.50
3:GG:3:LEU:HD13	3:GG:23:PRO:HB2	1.93	0.50
3:HC:55:PRO:HD3	3:HC:62:TYR:CE1	2.46	0.50
3:HE:44:LEU:HD22	3:HG:98:GLN:O	2.11	0.50
3:HJ:24:ARG:HB2	3:HJ:34:SER:OG	2.11	0.50
3:IB:8:LEU:CD2	3:IK:114:ALA:HB1	2.42	0.50
3:IC:110:THR:HB	3:JN:11:ILE:HD12	1.93	0.50
3:IC:132:TYR:OH	3:JN:26:VAL:CG1	2.59	0.50
3:IH:54:GLN:HB3	3:IH:55:PRO:CD	2.42	0.50
3:JB:32:VAL:HG22	3:JB:51:SER:OG	2.10	0.50
3:JC:34:SER:O	3:JC:35:LEU:HD12	2.10	0.50
3:JE:32:VAL:CG2	3:JE:51:SER:OG	2.60	0.50
3:JI:130:PRO:HD2	3:KN:25:GLY:N	2.26	0.50
3:KK:131:ALA:O	3:KK:132:TYR:HD1	1.94	0.50
3:KL:119:PRO:HA	3:KL:122:ILE:HD12	1.93	0.50
3:KM:127:GLN:HA	3:MF:105:ARG:HH12	1.77	0.50
3:LA:46:LYS:HE3	3:LA:70:ASN:OD1	2.10	0.50
3:LG:90:ALA:HB1	3:MG:94:PHE:CE2	2.46	0.50
3:LJ:24:ARG:NE	3:LJ:24:ARG:CA	2.74	0.50
3:LJ:46:LYS:HD2	3:LJ:70:ASN:OD1	2.11	0.50
3:MA:54:GLN:HB3	3:MA:55:PRO:CD	2.40	0.50
3:MI:32:VAL:HG12	3:MI:51:SER:CB	2.41	0.50
3:NE:52:VAL:HG12	3:NE:64:VAL:HG22	1.93	0.50
1:A:1305:C:OP1	3:CF:57:ARG:NE	2.40	0.50
1:A:1560:A:H2'	1:A:1561:C:C5	2.47	0.50

Continued on next page...

Continued from previous page...

Atom-1	Atom-2	Interatomic distance (Å)	Clash overlap (Å)
1:A:2247:A:H2'	1:A:2248:G:O4'	2.11	0.50
1:A:2335:A:H2'	1:A:2336:A:C5'	2.42	0.50
1:A:3125:G:H2'	1:A:3126:C:O4'	2.11	0.50
1:A:3402:U:C2	1:A:3946:G:N1	2.80	0.50
1:A:3403:C:N4	1:A:3945:G:C6	2.79	0.50
1:A:3557:U:O2'	1:A:3558:U:P	2.70	0.50
1:A:3734:U:H2'	1:A:3735:A:C1'	2.42	0.50
1:A:3922:G:HO2'	1:A:3923:G:P	2.34	0.50
1:A:4201:U:OP2	2:M:353:ARG:NH1	2.44	0.50
3:BC:13:LYS:CE	3:ND:103:GLU:HA	2.39	0.50
3:BD:44:LEU:HD22	3:BF:98:GLN:O	2.11	0.50
3:BG:120:LEU:HD23	3:BG:120:LEU:C	2.31	0.50
3:BI:132:TYR:HD1	3:HM:26:VAL:HG11	1.76	0.50
3:CA:52:VAL:CG1	3:DH:130:PRO:HA	2.42	0.50
3:CC:128:LEU:HD11	3:DF:105:ARG:CD	2.41	0.50
3:CI:125:ILE:HD13	3:DI:64:VAL:HG11	1.94	0.50
3:CK:114:ALA:CB	3:NC:8:LEU:HD22	2.41	0.50
3:DA:56:SER:OG	3:DA:59:ARG:N	2.45	0.50
3:EC:48:VAL:HG22	3:EC:68:ILE:CD1	2.41	0.50
3:EE:91:ASP:O	3:LI:92:VAL:HA	2.11	0.50
3:EE:114:ALA:HB1	3:LI:8:LEU:HD22	1.92	0.50
3:EG:102:ASP:CG	3:GC:126:ASP:OD1	2.50	0.50
3:EG:126:ASP:OD1	3:GC:102:ASP:O	2.30	0.50
3:EK:102:ASP:OD2	3:FM:13:LYS:NZ	2.31	0.50
3:FG:103:GLU:HA	3:KG:13:LYS:HD2	1.93	0.50
3:FM:61:ASN:HA	3:FM:96:PHE:O	2.11	0.50
3:GC:92:VAL:HG11	3:GC:94:PHE:CZ	2.47	0.50
3:GF:26:VAL:HG22	3:GF:33:ALA:CA	2.42	0.50
3:GH:101:THR:O	3:GH:104:GLU:HG2	2.11	0.50
3:GH:112:LEU:HG	3:KB:116:LEU:HD11	1.92	0.50
3:HG:21:LEU:HB3	3:HG:35:LEU:HB3	1.93	0.50
3:HK:87:GLN:N	3:HK:87:GLN:OE1	2.44	0.50
3:HM:51:SER:O	3:HM:64:VAL:HG13	2.12	0.50
3:IB:27:ASN:OD1	3:IB:29:THR:N	2.34	0.50
3:IE:110:THR:CB	3:JL:11:ILE:HD12	2.41	0.50
3:IE:127:GLN:HB2	3:IE:129:ASN:OD1	2.12	0.50
3:II:44:LEU:HD13	3:IK:98:GLN:NE2	2.26	0.50
3:IL:3:LEU:HD23	3:IL:3:LEU:H	1.75	0.50
3:IL:44:LEU:O	3:IL:44:LEU:HD12	2.11	0.50
3:JG:13:LYS:HZ2	3:LD:103:GLU:HA	1.76	0.50
3:JK:74:CYS:SG	3:LA:79:SER:O	2.70	0.50

Continued on next page...

Continued from previous page...

Atom-1	Atom-2	Interatomic distance (Å)	Clash overlap (Å)
3:KC:96:PHE:HB3	3:KC:100:SER:OG	2.12	0.50
3:KJ:111:GLU:OE2	3:LE:68:ILE:HD11	2.12	0.50
3:LB:24:ARG:HB2	3:LB:34:SER:OG	2.12	0.50
3:LE:49:THR:O	3:LE:66:VAL:HG13	2.12	0.50
3:LG:8:LEU:HD12	3:MG:111:GLU:OE1	2.12	0.50
3:LG:126:ASP:H	3:MG:109:ARG:NH2	2.09	0.50
3:LJ:49:THR:OG1	3:LJ:67:LYS:HG2	2.11	0.50
3:LN:52:VAL:HG12	3:MI:130:PRO:HA	1.93	0.50
3:LN:121:LEU:HA	3:LN:124:ALA:HB3	1.94	0.50
3:MC:68:ILE:HG22	3:MC:90:ALA:O	2.11	0.50
3:MJ:116:LEU:HD23	3:MJ:116:LEU:C	2.32	0.50
3:MJ:119:PRO:HA	3:MJ:122:ILE:HG12	1.92	0.50
3:NF:11:ILE:CG2	3:NF:17:GLN:HB2	2.42	0.50
3:NF:95:SER:O	3:NF:96:PHE:HD2	1.93	0.50
3:NH:56:SER:O	3:NH:59:ARG:O	2.29	0.50
1:A:1442:U:H2'	1:A:1443:G:C8	2.46	0.50
1:A:1851:G:H1'	1:A:2199:G:O6	2.11	0.50
1:A:1914:A:C2	1:A:1915:A:C5	3.00	0.50
1:A:2158:U:O4	1:A:2164:C:C4	2.64	0.50
1:A:2247:A:C6	3:HE:56:SER:HA	2.46	0.50
1:A:2765:A:H2'	1:A:2766:A:C8	2.46	0.50
1:A:3307:A:P	3:JG:61:ASN:ND2	2.84	0.50
1:A:3344:C:N4	1:A:3345:G:O6	2.45	0.50
1:A:3536:G:C2'	1:A:3537:U:C6	2.94	0.50
3:BB:11:ILE:HD11	3:MA:111:GLU:N	2.26	0.50
3:BG:13:LYS:NZ	3:IA:103:GLU:OE2	2.45	0.50
3:BK:102:ASP:HB2	3:HK:126:ASP:OD1	2.12	0.50
3:CA:132:TYR:CZ	3:DG:28:PRO:HB3	2.46	0.50
3:CB:64:VAL:HG11	3:HC:125:ILE:HD11	1.94	0.50
3:CD:110:THR:HB	3:HA:11:ILE:HD12	1.92	0.50
3:CF:118:SER:O	3:CF:122:ILE:HG12	2.12	0.50
3:CI:74:CYS:SG	3:DJ:79:SER:O	2.70	0.50
3:CM:18:THR:O	3:CM:19:LEU:HD23	2.11	0.50
3:CN:44:LEU:HD22	3:DB:98:GLN:O	2.11	0.50
3:DB:125:ILE:HD12	3:DK:94:PHE:CD1	2.42	0.50
3:DF:11:ILE:CG2	3:DF:17:GLN:HB2	2.42	0.50
3:DM:11:ILE:HD11	3:EM:111:GLU:CA	2.42	0.50
3:EA:13:LYS:NZ	3:LM:103:GLU:HA	2.26	0.50
3:EE:80:CYS:SG	3:EH:85:THR:HG21	2.51	0.50
3:EK:56:SER:O	3:EK:60:LYS:N	2.44	0.50
3:FA:74:CYS:SG	3:FA:74:CYS:O	2.69	0.50

Continued on next page...

Continued from previous page...

Atom-1	Atom-2	Interatomic distance (Å)	Clash overlap (Å)
3:FD:104:GLU:OE1	3:LH:86:ARG:NE	2.40	0.50
3:FE:54:GLN:HB3	3:FE:55:PRO:CD	2.41	0.50
3:FI:96:PHE:HE1	3:KE:88:ALA:HB1	1.73	0.50
3:FL:112:LEU:CD2	3:HD:116:LEU:HD11	2.41	0.50
3:GK:22:ASN:OD1	3:GK:23:PRO:HD2	2.10	0.50
3:GL:102:ASP:C	3:HG:13:LYS:NZ	2.64	0.50
3:GM:101:THR:HG22	3:GN:41:VAL:HG22	1.93	0.50
3:IC:128:LEU:HD12	3:IC:128:LEU:N	2.27	0.50
3:IF:100:SER:N	3:NI:86:ARG:NH2	2.59	0.50
3:JA:97:THR:N	3:JA:100:SER:HG	2.10	0.50
3:JF:13:LYS:NZ	3:KA:103:GLU:HG2	2.26	0.50
3:JG:129:ASN:HA	3:LE:24:ARG:NH2	2.27	0.50
3:JH:11:ILE:HG23	3:JH:17:GLN:HB3	1.94	0.50
3:JJ:118:SER:OG	3:JJ:119:PRO:HD2	2.12	0.50
3:KG:11:ILE:CG2	3:KG:17:GLN:HB2	2.42	0.50
3:KJ:86:ARG:NH1	3:LE:99:TYR:O	2.45	0.50
3:KJ:131:ALA:HA	3:LE:1:ALA:HB3	1.92	0.50
3:LM:19:LEU:HD21	3:LM:21:LEU:HD21	1.92	0.50
3:MD:11:ILE:HG23	3:MD:17:GLN:HB2	1.93	0.50
3:ME:79:SER:O	3:ME:80:CYS:CB	2.59	0.50
3:MJ:44:LEU:HD12	3:MJ:44:LEU:O	2.11	0.50
3:MJ:81:ASP:OD2	3:ML:99:TYR:CE1	2.65	0.50
3:ND:103:GLU:HA	3:ND:103:GLU:OE2	2.11	0.50
3:NG:54:GLN:HB3	3:NG:55:PRO:CD	2.41	0.50
3:NJ:6:VAL:HG12	3:NJ:8:LEU:CD2	2.41	0.50
1:A:1682:U:O2	1:A:1685:U:N3	2.45	0.50
1:A:1754:C:O2'	1:A:1757:U:OP1	2.28	0.50
1:A:1863:C:H2'	1:A:1864:U:O4'	2.12	0.50
1:A:2403:G:OP1	2:M:158:LYS:NZ	2.43	0.50
1:A:2486:A:N6	1:A:2589:G:O6	2.45	0.50
1:A:3033:U:O4	1:A:3050:A:N6	2.44	0.50
1:A:3309:A:H2'	1:A:3310:U:C6	2.46	0.50
1:A:3770:C:C5	1:A:3771:G:O6	2.65	0.50
1:A:3932:U:O2	1:A:3934:G:C5	2.65	0.50
2:M:156:THR:O	2:M:160:LEU:HD23	2.12	0.50
3:BA:13:LYS:HZ2	3:MK:103:GLU:HA	1.77	0.50
3:BB:64:VAL:HG11	3:MA:125:ILE:HD11	1.93	0.50
3:BC:11:ILE:HD12	3:ND:110:THR:OG1	2.12	0.50
3:BG:14:ASP:OD2	3:BG:14:ASP:C	2.50	0.50
3:BM:101:THR:HG23	3:DJ:86:ARG:NH2	2.27	0.50
3:BN:48:VAL:HG22	3:BN:68:ILE:CD1	2.41	0.50

Continued on next page...

Continued from previous page...

Atom-1	Atom-2	Interatomic distance (Å)	Clash overlap (Å)
3:CA:13:LYS:HE3	3:DH:106:ALA:HB3	1.93	0.50
3:CB:11:ILE:HD11	3:HC:111:GLU:N	2.26	0.50
3:CD:55:PRO:HA	3:CD:60:LYS:O	2.12	0.50
3:CE:60:LYS:HB2	3:CE:61:ASN:HB2	1.93	0.50
3:CF:101:THR:O	3:CF:104:GLU:HG2	2.11	0.50
3:CH:111:GLU:N	3:HL:11:ILE:HD11	2.26	0.50
3:CK:34:SER:C	3:CK:35:LEU:HD12	2.32	0.50
3:CK:130:PRO:HB2	3:CK:132:TYR:CD2	2.46	0.50
3:CM:52:VAL:HA	3:CM:64:VAL:HG22	1.94	0.50
3:CN:68:ILE:HD11	3:DD:111:GLU:CD	2.32	0.50
3:DB:67:LYS:NZ	3:DB:91:ASP:OD2	2.41	0.50
3:DE:20:VAL:N	3:DE:37:GLN:OE1	2.44	0.50
3:DF:20:VAL:CG1	3:DF:38:ALA:HB2	2.41	0.50
3:DJ:106:ALA:HA	3:DJ:109:ARG:NE	2.26	0.50
3:DL:128:LEU:HD11	3:MN:105:ARG:CD	2.42	0.50
3:ED:122:ILE:HG22	3:EH:109:ARG:HH11	1.71	0.50
3:EF:115:LEU:HD22	3:FA:8:LEU:HD22	1.94	0.50
3:EI:109:ARG:NH1	3:GA:122:ILE:HG12	2.27	0.50
3:EJ:62:TYR:HE2	3:EK:42:PRO:HG2	1.77	0.50
3:EJ:80:CYS:SG	3:EJ:81:ASP:N	2.85	0.50
3:EL:27:ASN:OD1	3:EL:30:ASN:N	2.44	0.50
3:FF:88:ALA:HB1	3:LF:96:PHE:HE2	1.77	0.50
3:FG:46:LYS:HG2	3:FG:70:ASN:HA	1.94	0.50
3:FH:55:PRO:HG3	3:FH:62:TYR:CD2	2.47	0.50
3:FM:56:SER:O	3:FM:59:ARG:O	2.30	0.50
3:FM:81:ASP:OD1	3:GA:99:TYR:CD2	2.65	0.50
3:GD:125:ILE:HD11	3:KF:109:ARG:CD	2.37	0.50
3:GE:84:VAL:HG13	3:GE:87:GLN:HE21	1.74	0.50
3:GE:111:GLU:OE2	3:HE:19:LEU:CD2	2.60	0.50
3:GK:99:TYR:O	3:JA:86:ARG:NH2	2.30	0.50
3:GK:109:ARG:CZ	3:JA:122:ILE:HB	2.42	0.50
3:GL:55:PRO:HA	3:GL:60:LYS:O	2.12	0.50
3:IC:106:ALA:HB3	3:JN:13:LYS:HD3	1.94	0.50
3:IE:32:VAL:HG12	3:IE:51:SER:OG	2.12	0.50
3:IF:48:VAL:HG11	3:NI:115:LEU:HD21	1.92	0.50
3:IF:123:ASP:OD2	3:NI:1:ALA:HB2	2.12	0.50
3:IG:19:LEU:HD12	3:IG:20:VAL:N	2.26	0.50
3:IJ:86:ARG:HH22	3:NE:99:TYR:C	2.15	0.50
3:IJ:108:VAL:O	3:IJ:112:LEU:HD23	2.12	0.50
3:JD:132:TYR:HE1	3:JH:26:VAL:HG11	1.76	0.50
3:JF:122:ILE:HG23	3:KA:109:ARG:HH12	1.76	0.50

Continued on next page...

Continued from previous page...

Atom-1	Atom-2	Interatomic distance (Å)	Clash overlap (Å)
3:JM:119:PRO:HA	3:JM:122:ILE:HG22	1.93	0.50
3:KA:117:ALA:O	3:KA:122:ILE:HD11	2.11	0.50
3:KF:125:ILE:HG23	3:KF:126:ASP:H	1.77	0.50
3:LD:18:THR:O	3:LD:19:LEU:HD22	2.12	0.50
3:LH:84:VAL:HG11	3:LH:87:GLN:NE2	2.26	0.50
3:LI:49:THR:OG1	3:LI:67:LYS:HG2	2.11	0.50
3:MB:111:GLU:O	3:MB:115:LEU:HD23	2.11	0.50
3:ME:98:GLN:HG3	3:MF:43:ALA:HB2	1.94	0.50
3:MI:106:ALA:O	3:MI:109:ARG:HB3	2.12	0.50
3:NH:20:VAL:HG23	3:NH:38:ALA:HB2	1.93	0.50
3:NJ:11:ILE:HG23	3:NJ:17:GLN:HB2	1.93	0.50
1:A:15:G:O2'	3:HK:57:ARG:NH1	2.45	0.50
1:A:1693:U:H3'	1:A:1694:C:O4'	2.11	0.50
1:A:2345:G:H2'	1:A:2346:A:C8	2.46	0.50
1:A:2406:G:H2'	1:A:2407:C:H6	1.77	0.50
1:A:2490:A:H4'	1:A:2528:C:H1'	1.93	0.50
1:A:3014:U:O4	1:A:3015:A:N6	2.44	0.50
1:A:3341:G:O2'	1:A:3342:C:C5'	2.60	0.50
1:A:4135:C:O3'	3:KE:59:ARG:NE	2.44	0.50
1:A:4197:G:O2'	1:A:4198:C:O4'	2.24	0.50
2:M:207:ARG:NH1	2:M:313:GLU:OE2	2.45	0.50
3:BE:55:PRO:HD3	3:BE:62:TYR:CE1	2.46	0.50
3:BF:125:ILE:HG23	3:BF:126:ASP:OD1	2.11	0.50
3:BG:102:ASP:HA	3:BG:105:ARG:HD2	1.93	0.50
3:BJ:109:ARG:HH12	3:BN:122:ILE:HA	1.77	0.50
3:BK:105:ARG:HD2	3:HK:128:LEU:HD11	1.94	0.50
3:BM:23:PRO:HA	3:BM:35:LEU:HD13	1.94	0.50
3:CB:97:THR:HG1	3:HC:86:ARG:NH2	2.10	0.50
3:CE:119:PRO:HA	3:CE:122:ILE:CG1	2.41	0.50
3:CF:54:GLN:HB2	3:CF:55:PRO:HD2	1.94	0.50
3:CJ:120:LEU:O	3:CJ:123:ASP:OD1	2.29	0.50
3:CK:52:VAL:HG12	3:CK:64:VAL:HG13	1.94	0.50
3:CK:86:ARG:NH1	3:NC:99:TYR:HB2	2.27	0.50
3:DA:128:LEU:HD11	3:MM:105:ARG:CZ	2.41	0.50
3:DK:24:ARG:HB2	3:DK:34:SER:OG	2.10	0.50
3:EL:107:PHE:O	3:EL:111:GLU:HG3	2.11	0.50
3:FC:11:ILE:CD1	3:GB:111:GLU:OE2	2.60	0.50
3:FJ:15:GLY:O	3:FJ:16:LYS:HE2	2.11	0.50
3:FM:52:VAL:HG13	3:FM:64:VAL:HG22	1.94	0.50
3:FN:114:ALA:HB3	3:HB:8:LEU:HD23	1.93	0.50
3:GG:8:LEU:HD22	3:JE:114:ALA:HB1	1.94	0.50

Continued on next page...

Continued from previous page...

Atom-1	Atom-2	Interatomic distance (Å)	Clash overlap (Å)
3:GG:13:LYS:HE3	3:JE:106:ALA:HB3	1.94	0.50
3:GG:106:ALA:HB2	3:JE:126:ASP:CG	2.32	0.50
3:GL:86:ARG:NH2	3:HG:104:GLU:OE2	2.45	0.50
3:HA:6:VAL:HG12	3:HA:8:LEU:CD1	2.42	0.50
3:HL:32:VAL:HG22	3:HL:51:SER:OG	2.11	0.50
3:HM:81:ASP:O	3:HM:83:SER:N	2.44	0.50
3:IC:122:ILE:HG13	3:IC:123:ASP:N	2.27	0.50
3:IG:125:ILE:CD1	3:JJ:109:ARG:HB3	2.42	0.50
3:IK:120:LEU:HD23	3:IK:120:LEU:C	2.32	0.50
3:IL:84:VAL:O	3:IL:84:VAL:HG23	2.11	0.50
3:JA:37:GLN:OE1	3:JA:39:GLY:N	2.37	0.50
3:JF:107:PHE:HZ	3:KA:19:LEU:HD21	1.76	0.50
3:KA:55:PRO:HG3	3:KA:62:TYR:CE1	2.47	0.50
3:KA:55:PRO:HG3	3:KA:62:TYR:HE1	1.76	0.50
3:KC:68:ILE:HD11	3:LC:115:LEU:HD12	1.94	0.50
3:KF:37:GLN:OE1	3:KF:38:ALA:N	2.45	0.50
3:KF:105:ARG:O	3:KF:109:ARG:HG3	2.11	0.50
3:KK:52:VAL:HG22	3:MH:130:PRO:HA	1.94	0.50
3:KK:126:ASP:OD2	3:MH:109:ARG:NH1	2.41	0.50
3:KN:96:PHE:CE1	3:KN:105:ARG:HG2	2.46	0.50
3:LL:61:ASN:HA	3:LL:96:PHE:O	2.11	0.50
3:ME:109:ARG:HG3	3:NH:116:LEU:HD12	1.94	0.50
3:MI:74:CYS:SG	3:MI:74:CYS:O	2.69	0.50
3:MN:109:ARG:HG2	3:MN:110:THR:N	2.26	0.50
3:NC:104:GLU:HA	3:NC:104:GLU:OE1	2.12	0.50
3:NE:6:VAL:CG1	3:NE:8:LEU:HD11	2.40	0.50
1:A:225:U:O4	3:NJ:59:ARG:NH1	2.44	0.50
1:A:1281:U:H2'	1:A:1282:C:C6	2.46	0.50
1:A:1450:U:C4	1:A:1451:U:C4	2.99	0.50
1:A:1574:A:H2'	1:A:1575:A:C8	2.47	0.50
1:A:1744:G:H2'	1:A:1745:A:H8	1.76	0.50
1:A:1967:G:OP2	3:IE:59:ARG:NE	2.30	0.50
1:A:3307:A:O2'	3:LD:89:TYR:OH	2.14	0.50
1:A:3335:A:H2'	1:A:3336:U:O4'	2.11	0.50
1:A:3745:A:H2'	1:A:3746:U:O4'	2.12	0.50
1:A:3758:U:H2'	1:A:3759:G:C8	2.47	0.50
1:A:4106:U:H4'	3:B:59:ARG:HG2	1.94	0.50
2:M:230:LYS:O	2:M:234:LEU:HD13	2.12	0.50
3:BC:93:THR:HB	3:ND:91:ASP:OD1	2.11	0.50
3:BF:46:LYS:HG2	3:BF:70:ASN:OD1	2.12	0.50
3:BH:11:ILE:CG2	3:BH:17:GLN:HB2	2.42	0.50

Continued on next page...

Continued from previous page...

Atom-1	Atom-2	Interatomic distance (Å)	Clash overlap (Å)
3:BK:99:TYR:OH	3:BL:83:SER:HA	2.11	0.50
3:CC:75:THR:HA	3:CC:82:PRO:HB3	1.93	0.50
3:CH:97:THR:N	3:CH:100:SER:OG	2.45	0.50
3:CK:11:ILE:CG2	3:CK:17:GLN:HB2	2.42	0.50
3:CM:24:ARG:HB2	3:CM:34:SER:O	2.12	0.50
3:DA:103:GLU:N	3:MM:13:LYS:HZ1	2.10	0.50
3:DC:131:ALA:HB1	3:EN:3:LEU:CD2	2.42	0.50
3:DE:11:ILE:HD12	3:EL:110:THR:OG1	2.12	0.50
3:DE:125:ILE:CD1	3:EL:64:VAL:HG11	2.41	0.50
3:DN:55:PRO:HG3	3:DN:62:TYR:CE1	2.46	0.50
3:DN:97:THR:HG21	3:ML:86:ARG:HG3	1.93	0.50
3:EC:127:GLN:HB2	3:EC:129:ASN:ND2	2.27	0.50
3:EE:64:VAL:HG11	3:LI:125:ILE:CD1	2.42	0.50
3:EJ:120:LEU:HD23	3:EJ:120:LEU:C	2.32	0.50
3:FC:75:THR:HG22	3:FC:82:PRO:HG2	1.94	0.50
3:FF:24:ARG:HA	3:FF:24:ARG:NE	2.27	0.50
3:GB:27:ASN:O	3:GB:31:GLY:N	2.44	0.50
3:GG:18:THR:O	3:GG:19:LEU:HD22	2.10	0.50
3:GG:19:LEU:HD21	3:JE:107:PHE:CE1	2.47	0.50
3:GH:62:TYR:CD2	3:KB:128:LEU:CD2	2.95	0.50
3:GN:37:GLN:CA	3:GN:45:GLU:OE2	2.59	0.50
3:HB:91:ASP:OD2	3:HB:93:THR:OG1	2.30	0.50
3:HL:17:GLN:N	3:HL:17:GLN:OE1	2.45	0.50
3:HN:111:GLU:OE1	3:ID:19:LEU:HD22	2.12	0.50
3:IB:97:THR:HG22	3:IB:98:GLN:N	2.27	0.50
3:IE:55:PRO:HG3	3:IE:62:TYR:CE1	2.47	0.50
3:IK:81:ASP:N	3:IK:81:ASP:OD2	2.45	0.50
3:JB:105:ARG:HD3	3:JB:106:ALA:CA	2.42	0.50
3:JC:3:LEU:CD1	3:JC:35:LEU:HD11	2.41	0.50
3:KJ:1:ALA:HB3	3:LE:131:ALA:HA	1.93	0.50
3:LL:114:ALA:CB	3:MB:8:LEU:HD22	2.39	0.50
3:MI:98:GLN:OE1	3:MI:98:GLN:N	2.38	0.50
3:MI:127:GLN:O	3:MI:127:GLN:NE2	2.45	0.50
3:NB:128:LEU:O	3:NG:24:ARG:NH1	2.45	0.50
1:A:327:A:HO2'	1:A:328:G:P	2.30	0.49
1:A:1079:A:O2'	1:A:1080:U:H5'	2.12	0.49
1:A:1094:U:H2'	1:A:1095:A:C8	2.47	0.49
1:A:1307:A:H2'	1:A:1308:A:C8	2.47	0.49
1:A:1311:C:P	3:GM:63:LYS:HZ3	2.35	0.49
1:A:1655:G:H2'	1:A:1656:G:O4'	2.12	0.49
1:A:3545:C:O2'	1:A:3546:A:OP2	2.29	0.49

Continued on next page...

Continued from previous page...

Atom-1	Atom-2	Interatomic distance (Å)	Clash overlap (Å)
1:A:3769:U:H3'	1:A:3770:C:O4'	2.12	0.49
1:A:3942:U:H2'	1:A:3943:C:C6	2.47	0.49
3:BC:11:ILE:HG21	3:BC:19:LEU:CD1	2.42	0.49
3:BC:111:GLU:N	3:ND:11:ILE:CD1	2.75	0.49
3:BE:86:ARG:HH12	3:CE:99:TYR:C	2.14	0.49
3:BF:92:VAL:HG22	3:IN:92:VAL:HG13	1.94	0.49
3:BJ:24:ARG:C	3:CG:129:ASN:OD1	2.51	0.49
3:BJ:41:VAL:O	3:BJ:44:LEU:HG	2.12	0.49
3:CA:11:ILE:CG2	3:CA:17:GLN:HB2	2.41	0.49
3:CH:86:ARG:NH2	3:HL:101:THR:HG23	2.24	0.49
3:CH:86:ARG:HH12	3:HL:101:THR:HG23	1.77	0.49
3:CL:97:THR:O	3:CL:100:SER:OG	2.28	0.49
3:DA:8:LEU:HD11	3:MM:115:LEU:HG	1.93	0.49
3:DM:34:SER:C	3:DM:35:LEU:HD12	2.32	0.49
3:EA:56:SER:O	3:EA:60:LYS:NZ	2.45	0.49
3:EB:99:TYR:O	3:MJ:86:ARG:NH1	2.43	0.49
3:ED:85:THR:HG22	3:ED:85:THR:O	2.11	0.49
3:FE:99:TYR:HB2	3:KI:86:ARG:HH21	1.77	0.49
3:GC:10:ASN:OD1	3:GC:15:GLY:CA	2.60	0.49
3:GD:68:ILE:HG22	3:GD:90:ALA:HB3	1.94	0.49
3:GE:96:PHE:CE1	3:GE:105:ARG:HD2	2.46	0.49
3:GI:112:LEU:HD11	3:JC:92:VAL:HG21	1.94	0.49
3:HK:119:PRO:HA	3:HK:122:ILE:CG2	2.41	0.49
3:IB:72:THR:HB	3:IB:86:ARG:HB3	1.94	0.49
3:IE:99:TYR:O	3:JL:86:ARG:NH1	2.45	0.49
3:IL:11:ILE:HG23	3:IL:17:GLN:HB2	1.92	0.49
3:JF:129:ASN:OD1	3:JM:24:ARG:C	2.50	0.49
3:KH:87:GLN:N	3:KH:87:GLN:OE1	2.45	0.49
3:LA:85:THR:HG22	3:LA:85:THR:O	2.11	0.49
3:MJ:105:ARG:O	3:MJ:108:VAL:HG22	2.12	0.49
3:MN:30:ASN:OD1	3:MN:32:VAL:HG23	2.11	0.49
3:NB:103:GLU:HA	3:NF:13:LYS:NZ	2.27	0.49
3:ND:60:LYS:HG2	3:ND:98:GLN:HB2	1.94	0.49
3:NF:6:VAL:HG12	3:NF:8:LEU:HD21	1.94	0.49
1:A:894:C:N3	1:A:905:A:N1	2.60	0.49
1:A:1027:G:C2	1:A:1028:A:C5	3.00	0.49
1:A:1669:U:H2'	1:A:1670:U:C6	2.47	0.49
1:A:1762:G:C5	1:A:1763:U:C5	2.99	0.49
1:A:2356:C:OP2	1:A:2356:C:C6	2.64	0.49
1:A:2389:C:OP1	3:FH:59:ARG:CZ	2.61	0.49
1:A:3479:G:C6	1:A:3504:A:C2	3.00	0.49

Continued on next page...

Continued from previous page...

Atom-1	Atom-2	Interatomic distance (Å)	Clash overlap (Å)
1:A:3667:G:O6	3:LH:59:ARG:NE	2.43	0.49
1:A:3769:U:OP2	1:A:3770:C:H5	1.94	0.49
3:BB:129:ASN:OD1	3:MB:24:ARG:NH2	2.45	0.49
3:BD:49:THR:OG1	3:BD:67:LYS:HE3	2.12	0.49
3:BF:11:ILE:HD12	3:IN:110:THR:HB	1.94	0.49
3:CA:11:ILE:HD11	3:DH:111:GLU:N	2.27	0.49
3:CE:60:LYS:O	3:CE:98:GLN:NE2	2.41	0.49
3:DB:99:TYR:O	3:DK:86:ARG:NH1	2.45	0.49
3:DB:132:TYR:OH	3:DJ:26:VAL:O	2.29	0.49
3:DC:132:TYR:O	3:EN:2:LYS:CE	2.59	0.49
3:DG:116:LEU:O	3:EJ:109:ARG:NH1	2.42	0.49
3:DL:99:TYR:OH	3:DM:84:VAL:N	2.35	0.49
3:DN:60:LYS:HD3	3:DN:98:GLN:NE2	2.27	0.49
3:EC:86:ARG:NH2	3:LK:99:TYR:O	2.44	0.49
3:EC:114:ALA:HB1	3:LK:8:LEU:CD1	2.42	0.49
3:FD:42:PRO:HG3	3:GB:128:LEU:HD12	1.93	0.49
3:FF:8:LEU:HD11	3:LF:114:ALA:HB3	1.89	0.49
3:FF:21:LEU:HD11	3:FF:48:VAL:HG21	1.94	0.49
3:FH:52:VAL:O	3:FH:52:VAL:HG13	2.12	0.49
3:GD:61:ASN:HA	3:GD:96:PHE:O	2.12	0.49
3:GF:55:PRO:HG3	3:GF:62:TYR:CE2	2.47	0.49
3:GG:103:GLU:HA	3:GG:103:GLU:OE1	2.11	0.49
3:GG:125:ILE:HD13	3:JE:64:VAL:HG11	1.93	0.49
3:GG:132:TYR:OH	3:JE:26:VAL:HG11	2.12	0.49
3:GI:114:ALA:HB1	3:JC:8:LEU:HD22	1.93	0.49
3:GJ:60:LYS:H	3:GJ:61:ASN:HB3	1.75	0.49
3:GL:109:ARG:HG2	3:HG:116:LEU:CD2	2.41	0.49
3:HC:65:GLN:OE1	3:HC:93:THR:HG22	2.12	0.49
3:HE:49:THR:OG1	3:HE:67:LYS:HG2	2.11	0.49
3:IC:56:SER:OG	3:IC:59:ARG:HG2	2.12	0.49
3:IH:1:ALA:HA	3:NG:123:ASP:OD2	2.12	0.49
3:IH:32:VAL:HG12	3:IH:51:SER:HB2	1.93	0.49
3:JA:87:GLN:N	3:JA:87:GLN:OE1	2.45	0.49
3:JD:68:ILE:CD1	3:JH:111:GLU:OE1	2.58	0.49
3:KA:23:PRO:HA	3:KA:35:LEU:HG	1.94	0.49
3:KA:27:ASN:OD1	3:KA:30:ASN:N	2.45	0.49
3:KB:11:ILE:HG23	3:KB:17:GLN:HB2	1.94	0.49
3:KC:116:LEU:HD21	3:LC:112:LEU:HD23	1.93	0.49
3:KF:60:LYS:HB3	3:KF:98:GLN:HE22	1.77	0.49
3:KG:11:ILE:HG22	3:KG:17:GLN:C	2.33	0.49
3:KM:103:GLU:HA	3:MF:13:LYS:NZ	2.27	0.49

Continued on next page...

Continued from previous page...

Atom-1	Atom-2	Interatomic distance (Å)	Clash overlap (Å)
3:LA:126:ASP:HB2	3:MD:109:ARG:HH22	1.78	0.49
3:LM:62:TYR:CE2	3:LN:42:PRO:HG2	2.47	0.49
3:LN:128:LEU:HD12	3:LN:128:LEU:N	2.27	0.49
3:MC:110:THR:CB	3:NJ:11:ILE:HD12	2.42	0.49
3:MF:68:ILE:HG23	3:MF:90:ALA:HB3	1.93	0.49
3:ND:117:ALA:O	3:ND:122:ILE:HD11	2.12	0.49
1:A:322:C:C2	1:A:323:C:C5	3.01	0.49
1:A:541:C:H2'	1:A:542:U:C6	2.47	0.49
1:A:880:C:OP1	3:IK:59:ARG:NE	2.45	0.49
1:A:940:C:H2'	1:A:941:C:O4'	2.13	0.49
1:A:1014:C:H4'	1:A:3196:U:O2	2.12	0.49
1:A:1848:U:H3'	1:A:1849:U:H5'	1.94	0.49
1:A:2103:A:H2'	1:A:2104:U:O4'	2.11	0.49
1:A:2689:C:H1'	1:A:2690:U:OP1	2.12	0.49
1:A:3546:A:H62	3:KF:49:THR:CB	2.26	0.49
3:BC:105:ARG:CZ	3:ND:128:LEU:HD11	2.43	0.49
3:BI:3:LEU:CD2	3:HM:131:ALA:HB1	2.41	0.49
3:BK:55:PRO:HD3	3:BK:62:TYR:CE1	2.47	0.49
3:BN:125:ILE:HG23	3:BN:126:ASP:N	2.28	0.49
3:CC:75:THR:O	3:DG:79:SER:HA	2.12	0.49
3:CF:3:LEU:HD22	3:GM:131:ALA:HB1	1.93	0.49
3:CF:101:THR:HG23	3:GM:86:ARG:NH2	2.21	0.49
3:CI:6:VAL:HG12	3:CI:8:LEU:HD22	1.94	0.49
3:CJ:3:LEU:HD23	3:HJ:132:TYR:N	2.27	0.49
3:CL:115:LEU:HD21	3:HH:48:VAL:HG11	1.94	0.49
3:CN:11:ILE:HG23	3:DD:110:THR:OG1	2.12	0.49
3:DB:130:PRO:HG3	3:DK:52:VAL:HG13	1.94	0.49
3:DE:8:LEU:CD1	3:EL:114:ALA:HB3	2.33	0.49
3:DG:118:SER:O	3:DG:122:ILE:HG13	2.12	0.49
3:DN:55:PRO:HB3	3:DN:60:LYS:CG	2.42	0.49
3:EG:15:GLY:O	3:EG:16:LYS:HE2	2.11	0.49
3:EI:6:VAL:HG12	3:EI:8:LEU:HD23	1.93	0.49
3:FB:71:PRO:HB2	3:FB:84:VAL:HG11	1.93	0.49
3:FK:55:PRO:HD3	3:FK:62:TYR:CD1	2.47	0.49
3:FL:105:ARG:CD	3:HD:128:LEU:HD11	2.43	0.49
3:FM:11:ILE:HG21	3:FM:19:LEU:HD23	1.93	0.49
3:FN:57:ARG:HA	3:FN:57:ARG:NE	2.28	0.49
3:FN:125:ILE:HG21	3:HB:109:ARG:HD2	1.94	0.49
3:GC:123:ASP:HA	3:GC:126:ASP:HB3	1.94	0.49
3:GF:59:ARG:NE	3:GF:61:ASN:ND2	2.60	0.49
3:HA:18:THR:O	3:HA:19:LEU:HD22	2.11	0.49

Continued on next page...

Continued from previous page...

Atom-1	Atom-2	Interatomic distance (Å)	Clash overlap (Å)
3:HB:116:LEU:HD23	3:HB:121:LEU:HD23	1.95	0.49
3:HI:121:LEU:O	3:HI:125:ILE:HG12	2.13	0.49
3:HN:44:LEU:HD12	3:HN:44:LEU:O	2.12	0.49
3:ID:7:THR:O	3:ID:7:THR:HG23	2.12	0.49
3:IJ:119:PRO:HA	3:IJ:122:ILE:CG1	2.42	0.49
3:IL:6:VAL:HG12	3:IL:8:LEU:HD22	1.92	0.49
3:JD:92:VAL:HG21	3:JH:112:LEU:HD11	1.95	0.49
3:JE:11:ILE:CG2	3:JE:17:GLN:HB2	2.42	0.49
3:JI:108:VAL:O	3:JI:111:GLU:HG2	2.11	0.49
3:JK:111:GLU:N	3:KN:11:ILE:HD11	2.27	0.49
3:JM:97:THR:N	3:JM:100:SER:HG	2.09	0.49
3:JN:32:VAL:HG13	3:JN:51:SER:OG	2.13	0.49
3:KB:97:THR:N	3:KB:100:SER:HG	2.09	0.49
3:KE:41:VAL:O	3:KE:44:LEU:HG	2.12	0.49
3:KJ:101:THR:HG23	3:KJ:104:GLU:H	1.77	0.49
3:KJ:111:GLU:N	3:LE:11:ILE:HD11	2.28	0.49
3:KK:116:LEU:HD23	3:MH:113:ALA:HB2	1.93	0.49
3:KM:101:THR:O	3:KM:104:GLU:HG2	2.12	0.49
3:LG:11:ILE:HG13	3:MG:110:THR:HG23	1.94	0.49
3:LG:102:ASP:N	3:LG:102:ASP:OD1	2.45	0.49
3:LN:132:TYR:OXT	3:MI:2:LYS:HA	2.11	0.49
3:MC:130:PRO:HD2	3:MC:130:PRO:O	2.10	0.49
3:ME:128:LEU:HD11	3:NH:62:TYR:CD2	2.47	0.49
3:ML:20:VAL:O	3:ML:20:VAL:HG23	2.12	0.49
3:NJ:3:LEU:HD11	3:NJ:35:LEU:HD11	1.93	0.49
3:NJ:11:ILE:CG2	3:NJ:17:GLN:HB2	2.42	0.49
1:A:191:G:C8	3:NB:57:ARG:NH2	2.78	0.49
1:A:436:U:C6	1:A:436:U:OP2	2.66	0.49
1:A:514:G:H2'	1:A:515:G:O4'	2.12	0.49
1:A:1103:U:O2'	1:A:1104:U:O4'	2.25	0.49
1:A:2077:A:H2'	1:A:2078:G:N9	2.28	0.49
1:A:2205:C:OP1	3:GL:59:ARG:HD3	2.12	0.49
1:A:2283:G:H2'	1:A:2284:A:O4'	2.11	0.49
1:A:2360:G:C2	1:A:2361:A:C5	3.00	0.49
1:A:3341:G:H2'	1:A:3342:C:C6	2.48	0.49
1:A:3538:C:C4	1:A:3539:G:N7	2.80	0.49
1:A:3723:C:C4'	3:ML:63:LYS:HZ1	2.20	0.49
1:A:4023:G:OP2	1:A:4023:G:H8	1.95	0.49
3:BG:99:TYR:OH	3:BH:84:VAL:HG12	2.11	0.49
3:BL:128:LEU:HD11	3:CG:105:ARG:CD	2.42	0.49
3:CB:35:LEU:HB2	3:CB:48:VAL:HB	1.94	0.49

Continued on next page...

Continued from previous page...

Atom-1	Atom-2	Interatomic distance (Å)	Clash overlap (Å)
3:CC:109:ARG:NH2	3:CC:110:THR:HG23	2.27	0.49
3:CD:111:GLU:N	3:HA:11:ILE:HD11	2.27	0.49
3:CD:132:TYR:OXT	3:HA:2:LYS:NZ	2.34	0.49
3:CI:41:VAL:O	3:CI:41:VAL:HG23	2.12	0.49
3:CL:8:LEU:HD11	3:HH:115:LEU:HD21	1.94	0.49
3:DC:20:VAL:C	3:DC:21:LEU:HD22	2.33	0.49
3:DE:129:ASN:OD1	3:EJ:24:ARG:CA	2.60	0.49
3:DE:131:ALA:HA	3:EL:1:ALA:HB3	1.95	0.49
3:DJ:48:VAL:HG22	3:DJ:68:ILE:CD1	2.41	0.49
3:DL:10:ASN:OD1	3:DL:15:GLY:O	2.31	0.49
3:DL:48:VAL:HG11	3:MN:115:LEU:HD13	1.93	0.49
3:DL:60:LYS:N	3:DL:61:ASN:HB3	2.25	0.49
3:EC:103:GLU:HA	3:LK:13:LYS:NZ	2.27	0.49
3:ED:119:PRO:O	3:ED:122:ILE:HG12	2.12	0.49
3:EF:24:ARG:NE	3:EF:36:SER:OG	2.45	0.49
3:EG:126:ASP:HA	3:GC:105:ARG:CG	2.42	0.49
3:FC:132:TYR:CZ	3:GC:26:VAL:HG22	2.47	0.49
3:FH:68:ILE:HD12	3:FK:112:LEU:CD1	2.41	0.49
3:FN:75:THR:O	3:HC:79:SER:HA	2.12	0.49
3:GC:101:THR:HG22	3:GC:103:GLU:H	1.76	0.49
3:GG:44:LEU:HD22	3:GI:98:GLN:O	2.13	0.49
3:GH:4:GLU:OE2	3:GH:5:THR:N	2.44	0.49
3:GH:74:CYS:HA	3:KC:80:CYS:HB3	1.94	0.49
3:GJ:132:TYR:OH	3:GN:26:VAL:HG11	2.12	0.49
3:GK:18:THR:C	3:GK:19:LEU:HD22	2.33	0.49
3:HM:55:PRO:HB3	3:HM:60:LYS:HB3	1.93	0.49
3:ID:37:GLN:HB2	3:ID:46:LYS:HB2	1.93	0.49
3:IF:105:ARG:NE	3:NI:128:LEU:HD11	2.28	0.49
3:IG:89:TYR:HB2	3:JJ:95:SER:OG	2.13	0.49
3:IM:109:ARG:HH12	3:JM:122:ILE:HB	1.77	0.49
3:JC:125:ILE:HG23	3:JC:126:ASP:OD1	2.12	0.49
3:JE:24:ARG:CZ	3:JH:129:ASN:OD1	2.60	0.49
3:JF:11:ILE:HD11	3:KA:111:GLU:N	2.27	0.49
3:JH:60:LYS:O	3:JH:61:ASN:ND2	2.45	0.49
3:JJ:49:THR:OG1	3:JJ:67:LYS:HB2	2.12	0.49
3:JK:2:LYS:HD2	3:KN:132:TYR:O	2.12	0.49
3:KE:52:VAL:HG12	3:KE:54:GLN:HE22	1.77	0.49
3:KF:19:LEU:HD23	3:KF:21:LEU:HD11	1.92	0.49
3:KH:131:ALA:O	3:KH:132:TYR:HD1	1.94	0.49
3:MA:24:ARG:C	3:NJ:129:ASN:OD1	2.51	0.49
3:MA:44:LEU:O	3:MA:44:LEU:HD12	2.13	0.49

Continued on next page...

Continued from previous page...

Atom-1	Atom-2	Interatomic distance (Å)	Clash overlap (Å)
3:MD:60:LYS:H	3:MD:61:ASN:HB3	1.77	0.49
3:MH:21:LEU:HD23	3:MH:35:LEU:HB3	1.95	0.49
3:MI:24:ARG:HB2	3:MI:34:SER:OG	2.12	0.49
3:MJ:34:SER:C	3:MJ:35:LEU:HD12	2.33	0.49
3:NF:111:GLU:O	3:NF:115:LEU:HD23	2.13	0.49
3:NH:34:SER:O	3:NH:35:LEU:HD22	2.12	0.49
1:A:217:C:N3	1:A:236:G:N1	2.60	0.49
1:A:485:C:H5''	1:A:486:G:OP1	2.13	0.49
1:A:1351:A:H2'	1:A:1352:A:O4'	2.11	0.49
1:A:1522:G:H2'	1:A:1523:U:O4'	2.13	0.49
1:A:1777:C:O2	1:A:1781:A:C2	2.66	0.49
1:A:2291:U:H2'	1:A:2292:A:C8	2.47	0.49
1:A:2316:G:C2	1:A:2317:U:C5	3.01	0.49
1:A:2787:G:H2'	1:A:2788:A:OP1	2.12	0.49
1:A:3771:G:OP2	3:LH:67:LYS:NZ	2.46	0.49
1:A:3939:C:C2'	1:A:3940:C:H5'	2.42	0.49
3:BA:132:TYR:CE2	3:ML:25:GLY:HA2	2.47	0.49
3:BB:109:ARG:HH21	3:MA:122:ILE:CG2	2.25	0.49
3:BG:108:VAL:O	3:BG:111:GLU:HG3	2.13	0.49
3:BH:11:ILE:HD12	3:IL:110:THR:OG1	2.13	0.49
3:BK:11:ILE:CG2	3:BK:17:GLN:HB2	2.43	0.49
3:BM:86:ARG:CZ	3:DJ:100:SER:HA	2.43	0.49
3:CJ:91:ASP:OD1	3:CJ:91:ASP:O	2.31	0.49
3:CN:60:LYS:N	3:CN:61:ASN:HB3	2.25	0.49
3:DE:125:ILE:HD11	3:EL:64:VAL:HG11	1.92	0.49
3:DG:19:LEU:HD21	3:EJ:107:PHE:HE1	1.78	0.49
3:DM:52:VAL:O	3:DM:52:VAL:HG23	2.12	0.49
3:EE:17:GLN:OE1	3:LI:107:PHE:HE1	1.94	0.49
3:EE:32:VAL:O	3:EE:32:VAL:HG13	2.12	0.49
3:EG:23:PRO:HA	3:EG:35:LEU:HD23	1.95	0.49
3:EH:47:ARG:NH1	3:EH:69:GLN:OE1	2.46	0.49
3:EI:3:LEU:HD21	3:EI:33:ALA:HB1	1.93	0.49
3:FA:77:ASN:O	3:FA:77:ASN:OD1	2.30	0.49
3:FF:11:ILE:HD11	3:LF:111:GLU:CG	2.42	0.49
3:FF:61:ASN:ND2	3:FF:96:PHE:O	2.45	0.49
3:FF:74:CYS:SG	3:LG:79:SER:O	2.71	0.49
3:FH:70:ASN:ND2	3:FK:108:VAL:HG22	2.27	0.49
3:FH:104:GLU:HA	3:FH:107:PHE:HE1	1.74	0.49
3:GA:29:THR:HG23	3:GA:30:ASN:N	2.28	0.49
3:GE:109:ARG:NH1	3:HE:126:ASP:OD2	2.45	0.49
3:GG:105:ARG:CD	3:JE:128:LEU:HD11	2.42	0.49

Continued on next page...

Continued from previous page...

Atom-1	Atom-2	Interatomic distance (Å)	Clash overlap (Å)
3:GH:11:ILE:HD12	3:KB:110:THR:OG1	2.12	0.49
3:GL:11:ILE:HD12	3:HG:110:THR:OG1	2.13	0.49
3:HA:3:LEU:HD12	3:HA:23:PRO:HB2	1.94	0.49
3:HC:112:LEU:HD23	3:HC:116:LEU:HD13	1.94	0.49
3:HJ:125:ILE:HG23	3:HJ:126:ASP:N	2.26	0.49
3:HL:8:LEU:N	3:HL:8:LEU:HD22	2.27	0.49
3:IB:129:ASN:ND2	3:IK:1:ALA:H1	2.11	0.49
3:IC:62:TYR:HD1	3:JN:128:LEU:HD23	1.78	0.49
3:IH:103:GLU:O	3:NG:13:LYS:NZ	2.38	0.49
3:II:131:ALA:O	3:II:132:TYR:HD1	1.96	0.49
3:IJ:58:ASN:O	3:IJ:59:ARG:HD3	2.12	0.49
3:JC:99:TYR:N	3:JC:99:TYR:CD1	2.79	0.49
3:JG:122:ILE:HA	3:LD:109:ARG:NH2	2.25	0.49
3:JI:111:GLU:N	3:LB:11:ILE:HD11	2.28	0.49
3:JJ:26:VAL:HG23	3:JJ:32:VAL:C	2.32	0.49
3:JK:126:ASP:HB2	3:JK:127:GLN:OE1	2.13	0.49
3:JL:55:PRO:HA	3:JL:60:LYS:O	2.13	0.49
3:JN:97:THR:N	3:JN:100:SER:HG	2.09	0.49
3:KH:27:ASN:O	3:KH:31:GLY:N	2.45	0.49
3:KI:41:VAL:O	3:KI:41:VAL:HG13	2.12	0.49
3:KK:131:ALA:O	3:KK:132:TYR:CD1	2.66	0.49
3:KM:99:TYR:C	3:MF:86:ARG:HH22	2.16	0.49
3:KN:3:LEU:HD21	3:KN:33:ALA:HB1	1.94	0.49
3:LB:69:GLN:HE22	3:LB:89:TYR:HE1	1.59	0.49
3:LF:108:VAL:HA	3:LF:111:GLU:OE1	2.12	0.49
3:LL:86:ARG:HH12	3:MB:97:THR:HG23	1.76	0.49
3:LM:20:VAL:O	3:LM:20:VAL:HG23	2.12	0.49
3:MA:41:VAL:O	3:MA:44:LEU:HG	2.11	0.49
3:MC:62:TYR:CD1	3:NJ:128:LEU:HD21	2.48	0.49
3:MF:81:ASP:O	3:MF:83:SER:N	2.46	0.49
3:MH:37:GLN:HB2	3:MH:45:GLU:HG3	1.94	0.49
3:MK:41:VAL:HG23	3:MK:44:LEU:HB2	1.95	0.49
3:NC:80:CYS:HB3	3:NF:74:CYS:HA	1.95	0.49
3:NC:125:ILE:HG13	3:NC:126:ASP:N	2.27	0.49
3:NI:106:ALA:O	3:NI:110:THR:HG22	2.12	0.49
1:A:859:A:H2'	1:A:860:C:C6	2.47	0.49
1:A:1295:U:H2'	1:A:1296:U:C5'	2.42	0.49
1:A:2605:G:H2'	1:A:2606:U:O4'	2.12	0.49
1:A:3638:A:H2'	1:A:3639:U:C6	2.47	0.49
3:D:47:ARG:HD2	3:D:47:ARG:C	2.33	0.49
3:BG:25:GLY:HA3	3:HM:130:PRO:HG2	1.94	0.49

Continued on next page...

Continued from previous page...

Atom-1	Atom-2	Interatomic distance (Å)	Clash overlap (Å)
3:CF:86:ARG:NH1	3:GM:99:TYR:HB3	2.27	0.49
3:CI:57:ARG:CZ	3:CI:57:ARG:HA	2.42	0.49
3:CI:95:SER:C	3:CI:96:PHE:HD1	2.15	0.49
3:CK:4:GLU:N	3:CK:4:GLU:OE1	2.46	0.49
3:CM:100:SER:OG	3:CM:105:ARG:NH1	2.46	0.49
3:CN:123:ASP:OD2	3:DD:1:ALA:N	2.39	0.49
3:DA:104:GLU:OE1	3:MM:86:ARG:NH1	2.45	0.49
3:DG:58:ASN:O	3:DG:59:ARG:CZ	2.60	0.49
3:DJ:34:SER:C	3:DJ:35:LEU:HD12	2.33	0.49
3:DL:106:ALA:HB1	3:DL:109:ARG:NH2	2.27	0.49
3:EC:111:GLU:N	3:LK:11:ILE:HD11	2.26	0.49
3:EI:109:ARG:HH12	3:GA:122:ILE:HG23	1.77	0.49
3:EM:102:ASP:OD1	3:EM:103:GLU:N	2.45	0.49
3:FA:115:LEU:O	3:FA:121:LEU:HD12	2.11	0.49
3:FB:110:THR:OG1	3:LJ:12:GLY:N	2.45	0.49
3:FG:11:ILE:HD12	3:KG:110:THR:CB	2.43	0.49
3:FG:64:VAL:HG11	3:KG:125:ILE:HG13	1.95	0.49
3:FK:108:VAL:O	3:FK:111:GLU:HG2	2.13	0.49
3:GD:46:LYS:NZ	3:GD:71:PRO:O	2.39	0.49
3:GE:41:VAL:O	3:GE:45:GLU:OE2	2.31	0.49
3:GG:128:LEU:HD11	3:JE:105:ARG:CZ	2.42	0.49
3:HC:53:SER:HB3	3:HC:63:LYS:HB2	1.94	0.49
3:HL:37:GLN:O	3:HL:45:GLU:OE2	2.30	0.49
3:HN:92:VAL:HG22	3:ID:92:VAL:HG22	1.95	0.49
3:IE:64:VAL:HG11	3:JL:125:ILE:HD11	1.92	0.49
3:IJ:128:LEU:HD11	3:NE:105:ARG:NE	2.28	0.49
3:IL:30:ASN:OD1	3:IL:32:VAL:HG23	2.12	0.49
3:JB:118:SER:O	3:JB:122:ILE:HG12	2.13	0.49
3:JF:125:ILE:HG23	3:JF:126:ASP:N	2.27	0.49
3:JG:90:ALA:HB1	3:LD:94:PHE:CD2	2.48	0.49
3:JI:4:GLU:O	3:JI:6:VAL:HG23	2.13	0.49
3:JL:115:LEU:C	3:JL:121:LEU:HD12	2.33	0.49
3:KI:79:SER:C	3:KI:80:CYS:SG	2.90	0.49
3:KJ:109:ARG:HD3	3:LE:125:ILE:HD11	1.94	0.49
3:KK:77:ASN:ND2	3:MI:77:ASN:OD1	2.39	0.49
3:KN:74:CYS:SG	3:KN:85:THR:HG21	2.52	0.49
3:LA:87:GLN:N	3:LA:87:GLN:OE1	2.45	0.49
3:LJ:51:SER:OG	3:LJ:65:GLN:HG3	2.12	0.49
3:LL:18:THR:O	3:LL:19:LEU:HD22	2.12	0.49
3:MB:11:ILE:CG2	3:MB:17:GLN:HG2	2.43	0.49
3:MC:122:ILE:HD12	3:NJ:109:ARG:NH1	2.28	0.49

Continued on next page...

Continued from previous page...

Atom-1	Atom-2	Interatomic distance (Å)	Clash overlap (Å)
3:MK:70:ASN:N	3:MK:87:GLN:OE1	2.46	0.49
3:NF:96:PHE:CE1	3:NF:105:ARG:CD	2.96	0.49
1:A:1397:A:N6	1:A:1545:A:H61	2.10	0.49
1:A:1427:U:O2'	1:A:2600:C:O2'	2.27	0.49
1:A:2036:U:H2'	1:A:2037:G:C8	2.46	0.49
1:A:2306:A:H2'	1:A:2307:G:H8	1.78	0.49
1:A:2765:A:C2'	1:A:2766:A:O5'	2.61	0.49
1:A:3237:U:H3'	1:A:3238:U:C6	2.47	0.49
1:A:3548:G:H2'	1:A:3549:C:H6	1.77	0.49
1:A:3578:C:H2'	1:A:3579:U:O4'	2.12	0.49
1:A:3923:G:C6	1:A:4163:A:C4	3.00	0.49
1:A:4201:U:O3'	2:M:381:TYR:OH	2.31	0.49
2:M:17:ASN:OD1	2:M:70:VAL:HG12	2.13	0.49
2:M:135:TYR:CE1	2:M:275:ILE:HD12	2.48	0.49
3:BG:103:GLU:HA	3:IA:13:LYS:HE3	1.95	0.49
3:BH:19:LEU:HD11	3:BH:46:LYS:HZ1	1.73	0.49
3:BH:54:GLN:HB3	3:BH:55:PRO:HD2	1.94	0.49
3:CA:19:LEU:HD11	3:CA:37:GLN:CG	2.42	0.49
3:CC:101:THR:N	3:DF:86:ARG:HH21	2.10	0.49
3:CD:103:GLU:OE2	3:HA:13:LYS:HE2	2.12	0.49
3:CG:49:THR:HB	3:CG:67:LYS:HB2	1.95	0.49
3:CN:34:SER:O	3:CN:35:LEU:HD12	2.13	0.49
3:DA:103:GLU:HA	3:MM:13:LYS:HZ2	1.77	0.49
3:DE:119:PRO:HA	3:DE:122:ILE:HB	1.93	0.49
3:DH:75:THR:O	3:DH:75:THR:HG23	2.12	0.49
3:DL:103:GLU:HA	3:MN:13:LYS:NZ	2.28	0.49
3:DL:105:ARG:O	3:DL:108:VAL:HG12	2.13	0.49
3:DM:72:THR:HG22	3:DM:73:ALA:N	2.26	0.49
3:EC:105:ARG:HH22	3:LK:128:LEU:CA	2.26	0.49
3:EG:72:THR:CB	3:EG:86:ARG:HE	2.26	0.49
3:EI:100:SER:N	3:GA:86:ARG:NH2	2.61	0.49
3:EK:119:PRO:HA	3:EK:122:ILE:HD12	1.95	0.49
3:EL:42:PRO:O	3:EL:45:GLU:HG2	2.12	0.49
3:EM:65:GLN:OE1	3:EM:93:THR:HG22	2.12	0.49
3:FE:62:TYR:CD2	3:KI:128:LEU:HD22	2.48	0.49
3:FF:104:GLU:OE2	3:LF:86:ARG:NH2	2.43	0.49
3:FN:11:ILE:HG22	3:FN:17:GLN:O	2.13	0.49
3:GJ:49:THR:OG1	3:GJ:67:LYS:HG3	2.13	0.49
3:HH:60:LYS:HB2	3:HH:61:ASN:HB2	1.94	0.49
3:HI:11:ILE:CG2	3:HI:17:GLN:HB2	2.42	0.49
3:HK:20:VAL:C	3:HK:21:LEU:HD22	2.33	0.49

Continued on next page...

Continued from previous page...

Atom-1	Atom-2	Interatomic distance (Å)	Clash overlap (Å)
3:HM:81:ASP:O	3:HM:81:ASP:OD1	2.31	0.49
3:IB:102:ASP:OD1	3:IB:103:GLU:N	2.46	0.49
3:IB:125:ILE:HD12	3:IK:94:PHE:HD2	1.76	0.49
3:IC:24:ARG:HB2	3:IC:34:SER:OG	2.12	0.49
3:IC:106:ALA:HB2	3:JN:126:ASP:OD1	2.13	0.49
3:IM:105:ARG:CD	3:JM:128:LEU:HD11	2.43	0.49
3:JK:97:THR:HG22	3:KN:86:ARG:HH21	1.78	0.49
3:KA:11:ILE:HG21	3:KA:17:GLN:OE1	2.13	0.49
3:KE:27:ASN:O	3:KE:31:GLY:N	2.44	0.49
3:KF:32:VAL:HG22	3:KF:51:SER:HB3	1.94	0.49
3:LF:14:ASP:OD2	3:LF:16:LYS:NZ	2.29	0.49
3:LK:67:LYS:HG2	3:LK:91:ASP:OD1	2.13	0.49
3:LM:63:LYS:NZ	3:LM:95:SER:OG	2.22	0.49
3:MA:27:ASN:ND2	3:MA:29:THR:HG1	2.10	0.49
3:MC:62:TYR:CE2	3:MC:98:GLN:HA	2.48	0.49
3:MC:86:ARG:HH22	3:NJ:100:SER:HA	1.76	0.49
3:MI:27:ASN:ND2	3:MI:30:ASN:OD1	2.46	0.49
3:MI:101:THR:CG2	3:MI:104:GLU:OE1	2.60	0.49
3:ML:97:THR:O	3:ML:100:SER:OG	2.28	0.49
1:A:291:C:HO2'	1:A:292:C:P	2.30	0.49
1:A:495:C:OP1	3:BK:63:LYS:NZ	2.44	0.49
1:A:1237:G:H3'	1:A:1238:C:H5'	1.94	0.49
1:A:1300:U:O3'	1:A:1301:U:C6	2.66	0.49
1:A:2479:A:C6	1:A:2659:G:N7	2.81	0.49
1:A:2497:A:C4	1:A:2498:G:C8	3.01	0.49
1:A:2526:U:OP1	3:FA:61:ASN:HB2	2.13	0.49
1:A:3340:A:H4'	1:A:3341:G:OP1	2.13	0.49
1:A:3965:A:H2'	1:A:3966:U:C6	2.47	0.49
1:A:4137:A:O3'	3:FI:89:TYR:HE2	1.96	0.49
3:BA:108:VAL:HA	3:BA:111:GLU:HG2	1.94	0.49
3:BA:123:ASP:OD1	3:BA:129:ASN:ND2	2.43	0.49
3:BD:68:ILE:CD1	3:JB:111:GLU:OE1	2.61	0.49
3:BI:7:THR:C	3:BI:8:LEU:HD22	2.33	0.49
3:BI:22:ASN:ND2	3:IL:129:ASN:HD22	2.11	0.49
3:BK:75:THR:HG23	3:BK:82:PRO:HG3	1.93	0.49
3:BK:79:SER:HA	3:BN:75:THR:O	2.12	0.49
3:BM:56:SER:O	3:BM:59:ARG:O	2.31	0.49
3:CK:128:LEU:HD11	3:NC:105:ARG:CD	2.42	0.49
3:CN:131:ALA:O	3:CN:132:TYR:HD1	1.94	0.49
3:DG:125:ILE:O	3:DG:128:LEU:CD1	2.60	0.49
3:DK:125:ILE:O	3:DK:128:LEU:HD12	2.12	0.49

Continued on next page...

Continued from previous page...

Atom-1	Atom-2	Interatomic distance (Å)	Clash overlap (Å)
3:EC:92:VAL:HG21	3:LK:112:LEU:HD11	1.95	0.49
3:EF:116:LEU:CD2	3:FA:109:ARG:HD2	2.42	0.49
3:EG:11:ILE:HD11	3:GC:111:GLU:HG3	1.95	0.49
3:EG:68:ILE:CD1	3:GC:112:LEU:HD13	2.43	0.49
3:EK:14:ASP:OD1	3:EK:14:ASP:C	2.49	0.49
3:EK:30:ASN:OD1	3:EK:32:VAL:HG23	2.13	0.49
3:FF:70:ASN:HD21	3:FF:88:ALA:HB3	1.77	0.49
3:GH:103:GLU:OE1	3:GH:103:GLU:HA	2.12	0.49
3:GK:125:ILE:HG23	3:GK:126:ASP:N	2.27	0.49
3:HB:119:PRO:HA	3:HB:122:ILE:CG2	2.43	0.49
3:HC:79:SER:O	3:HC:80:CYS:HB3	2.13	0.49
3:HI:74:CYS:HB2	3:IJ:80:CYS:HA	1.94	0.49
3:HN:19:LEU:HD21	3:ID:107:PHE:CZ	2.48	0.49
3:IE:54:GLN:HB3	3:IE:55:PRO:HD2	1.94	0.49
3:IF:126:ASP:OD2	3:NI:109:ARG:NH2	2.37	0.49
3:IM:55:PRO:HD2	3:IM:62:TYR:CE2	2.47	0.49
3:JE:91:ASP:N	3:JE:91:ASP:OD2	2.45	0.49
3:JE:96:PHE:HE2	3:JE:105:ARG:HG3	1.77	0.49
3:JG:24:ARG:HB2	3:JG:34:SER:OG	2.13	0.49
3:JK:75:THR:HG23	3:JK:82:PRO:HG3	1.95	0.49
3:JK:116:LEU:O	3:KN:109:ARG:HD3	2.11	0.49
3:KB:97:THR:N	3:KB:100:SER:OG	2.46	0.49
3:KD:27:ASN:OD1	3:KD:29:THR:OG1	2.24	0.49
3:KL:103:GLU:OE1	3:KL:104:GLU:HG3	2.13	0.49
3:KM:90:ALA:HB1	3:MF:94:PHE:HE2	1.78	0.49
3:LA:121:LEU:HA	3:LA:124:ALA:HB3	1.94	0.49
3:LD:21:LEU:CD2	3:LD:48:VAL:HG21	2.43	0.49
3:LD:91:ASP:O	3:LD:91:ASP:OD1	2.30	0.49
3:LK:27:ASN:OD1	3:LK:30:ASN:N	2.43	0.49
3:LL:6:VAL:CG1	3:LL:8:LEU:HD11	2.41	0.49
3:MC:5:THR:HG23	3:MC:5:THR:O	2.12	0.49
3:MD:27:ASN:O	3:MD:31:GLY:N	2.44	0.49
3:ME:26:VAL:O	3:ME:26:VAL:HG23	2.12	0.49
3:ML:119:PRO:HA	3:ML:122:ILE:HD12	1.93	0.49
1:A:38:C:H42	1:A:653:C:N4	2.11	0.49
1:A:547:C:H2'	1:A:548:U:O4'	2.13	0.49
1:A:1005:A:O2'	1:A:1100:G:H4'	2.13	0.49
1:A:1113:U:C1'	3:NJ:57:ARG:HH21	2.25	0.49
1:A:1312:G:C2'	1:A:1313:U:O4'	2.61	0.49
1:A:1396:A:C2	1:A:1546:A:N7	2.81	0.49
1:A:1502:A:C2	1:A:1503:U:C6	3.01	0.49

Continued on next page...

Continued from previous page...

Atom-1	Atom-2	Interatomic distance (Å)	Clash overlap (Å)
1:A:1537:U:H1'	3:EJ:58:ASN:CB	2.42	0.49
1:A:1556:C:H2'	1:A:1557:C:C6	2.48	0.49
1:A:1778:A:OP2	3:BF:60:LYS:NZ	2.39	0.49
1:A:2074:A:H2'	1:A:2075:U:C6	2.47	0.49
1:A:2226:G:H2'	1:A:2227:G:O4'	2.12	0.49
1:A:2279:G:N1	1:A:2309:C:O2	2.45	0.49
1:A:2581:C:O2	1:A:2582:G:C8	2.66	0.49
1:A:2689:C:O2'	1:A:2690:U:H6	1.95	0.49
1:A:2775:G:C6	1:A:2776:U:C4	3.01	0.49
1:A:2908:A:H3'	1:A:2909:U:H5''	1.94	0.49
1:A:3539:G:C2	1:A:3540:U:C5	3.01	0.49
1:A:3628:U:O2'	1:A:3631:A:N6	2.46	0.49
1:A:4129:G:H2'	1:A:4130:G:H5'	1.95	0.49
1:A:4148:A:H2'	1:A:4149:A:C8	2.48	0.49
2:M:258:TYR:O	2:M:363:ARG:NE	2.44	0.49
3:BB:37:GLN:HB2	3:BB:46:LYS:HB2	1.95	0.49
3:BE:32:VAL:HG22	3:BE:51:SER:HB3	1.95	0.49
3:BE:97:THR:N	3:BE:100:SER:HG	2.11	0.49
3:BF:3:LEU:HD23	3:IN:132:TYR:C	2.34	0.49
3:BG:122:ILE:HG13	3:BG:123:ASP:N	2.28	0.49
3:BI:65:GLN:OE1	3:BI:93:THR:OG1	2.18	0.49
3:BJ:100:SER:N	3:BN:86:ARG:NH2	2.60	0.49
3:CC:86:ARG:NH1	3:DF:100:SER:HA	2.28	0.49
3:CD:32:VAL:HG12	3:CD:51:SER:HB2	1.93	0.49
3:CM:11:ILE:HG23	3:CM:17:GLN:HB2	1.94	0.49
3:CM:46:LYS:HD3	3:CM:70:ASN:OD1	2.13	0.49
3:CM:60:LYS:HB2	3:CM:98:GLN:CD	2.33	0.49
3:DC:24:ARG:NH2	3:DC:36:SER:OG	2.46	0.49
3:DE:11:ILE:HD11	3:EL:111:GLU:N	2.28	0.49
3:DI:60:LYS:HB2	3:DI:61:ASN:CB	2.43	0.49
3:DL:86:ARG:NH1	3:MN:100:SER:HA	2.28	0.49
3:EE:111:GLU:OE2	3:LI:68:ILE:HG21	2.13	0.49
3:EG:54:GLN:HB3	3:EG:55:PRO:CD	2.42	0.49
3:EK:128:LEU:HD11	3:FM:105:ARG:CZ	2.43	0.49
3:EL:3:LEU:CD1	3:EL:35:LEU:HD11	2.42	0.49
3:FE:59:ARG:O	3:FE:60:LYS:HD3	2.13	0.49
3:FF:80:CYS:HB3	3:KI:74:CYS:HA	1.94	0.49
3:FF:88:ALA:HB1	3:LF:96:PHE:CE2	2.48	0.49
3:FI:105:ARG:NH2	3:KE:126:ASP:O	2.46	0.49
3:FJ:3:LEU:HD11	3:FL:2:LYS:HD3	1.95	0.49
3:FN:98:GLN:HG3	3:GA:43:ALA:HB2	1.95	0.49

Continued on next page...

Continued from previous page...

Atom-1	Atom-2	Interatomic distance (Å)	Clash overlap (Å)
3:FN:105:ARG:NE	3:HB:128:LEU:HD11	2.28	0.49
3:GB:97:THR:O	3:GB:100:SER:OG	2.15	0.49
3:GE:106:ALA:O	3:GE:109:ARG:HB3	2.13	0.49
3:GF:116:LEU:CD2	3:KD:112:LEU:HD22	2.41	0.49
3:GG:55:PRO:HA	3:GG:59:ARG:NH1	2.28	0.49
3:GK:28:PRO:HB3	3:HG:132:TYR:CE1	2.48	0.49
3:GK:74:CYS:SG	3:JB:79:SER:O	2.71	0.49
3:GK:79:SER:HA	3:GN:75:THR:O	2.12	0.49
3:GN:125:ILE:CG2	3:GN:126:ASP:N	2.76	0.49
3:HB:72:THR:HG21	3:HB:86:ARG:NH2	2.28	0.49
3:HI:102:ASP:OD1	3:HI:103:GLU:N	2.46	0.49
3:HI:131:ALA:HA	3:II:1:ALA:HB1	1.94	0.49
3:HJ:122:ILE:HG22	3:HJ:123:ASP:N	2.26	0.49
3:IA:106:ALA:O	3:IA:110:THR:HG23	2.13	0.49
3:IB:118:SER:OG	3:IB:119:PRO:HD2	2.13	0.49
3:IC:106:ALA:HB3	3:JN:13:LYS:CD	2.42	0.49
3:II:101:THR:HG22	3:IJ:41:VAL:HG22	1.94	0.49
3:JF:72:THR:HB	3:JF:86:ARG:HB3	1.95	0.49
3:JK:86:ARG:NH2	3:KN:104:GLU:CD	2.65	0.49
3:JK:109:ARG:NH1	3:KN:122:ILE:HB	2.28	0.49
3:KF:10:ASN:O	3:KF:11:ILE:HD13	2.12	0.49
3:KH:86:ARG:NH2	3:KL:101:THR:HG23	2.28	0.49
3:KJ:11:ILE:HD11	3:LE:111:GLU:N	2.27	0.49
3:KK:84:VAL:O	3:KK:84:VAL:HG13	2.13	0.49
3:KN:34:SER:C	3:KN:35:LEU:HD22	2.33	0.49
3:LG:79:SER:O	3:LG:80:CYS:CB	2.60	0.49
3:LI:102:ASP:HA	3:LI:105:ARG:NH2	2.28	0.49
3:LK:34:SER:C	3:LK:35:LEU:HD12	2.33	0.49
3:LN:109:ARG:HG2	3:MI:116:LEU:HD12	1.95	0.49
3:MA:55:PRO:HD3	3:MA:62:TYR:HE1	1.78	0.49
3:MD:119:PRO:HA	3:MD:122:ILE:HG12	1.95	0.49
3:ME:2:LYS:NZ	3:MF:4:GLU:OE2	2.36	0.49
3:ME:96:PHE:CE2	3:ME:105:ARG:HG2	2.48	0.49
3:MI:116:LEU:HA	3:MI:121:LEU:HD12	1.94	0.49
3:NH:55:PRO:HD3	3:NH:62:TYR:HE1	1.78	0.49
1:A:970:G:N1	1:A:1043:U:O2	2.46	0.49
1:A:1078:C:O2	1:A:1203:U:N3	2.46	0.49
1:A:1113:U:H2'	1:A:1114:G:O4'	2.13	0.49
1:A:1507:A:H3'	1:A:1508:G:C5'	2.43	0.49
1:A:1939:A:N3	1:A:1940:A:N6	2.60	0.49
1:A:1957:A:H2'	1:A:1958:A:O4'	2.11	0.49

Continued on next page...

Continued from previous page...

Atom-1	Atom-2	Interatomic distance (Å)	Clash overlap (Å)
1:A:2000:G:C1'	3:GI:59:ARG:HH22	2.25	0.49
1:A:2321:U:O2'	1:A:2322:C:C6	2.65	0.49
1:A:2610:G:O5'	1:A:2610:G:C8	2.66	0.49
1:A:2658:U:H4'	1:A:2659:G:OP1	2.13	0.49
1:A:2805:U:H2'	1:A:2806:G:C8	2.47	0.49
1:A:2922:A:H2'	1:A:2923:G:C4'	2.43	0.49
1:A:3538:C:C4	1:A:3539:G:C5	3.01	0.49
1:A:3770:C:H3'	1:A:3771:G:N7	2.27	0.49
1:A:3901:G:H4'	1:A:3902:U:O5'	2.13	0.49
1:A:3926:G:H5''	1:A:4160:A:N1	2.28	0.49
1:A:4170:U:O3'	1:A:4171:U:O4'	2.30	0.49
3:BB:75:THR:HG23	3:BB:82:PRO:HG3	1.94	0.49
3:BE:30:ASN:OD1	3:BE:32:VAL:N	2.46	0.49
3:BE:111:GLU:OE1	3:CE:68:ILE:HG21	2.12	0.49
3:BM:60:LYS:N	3:BM:61:ASN:HB3	2.28	0.49
3:CA:52:VAL:HG11	3:DH:130:PRO:HA	1.95	0.49
3:CH:81:ASP:OD1	3:CJ:99:TYR:CD2	2.66	0.49
3:CI:26:VAL:HG21	3:DI:132:TYR:OH	2.13	0.49
3:CL:55:PRO:HD3	3:CL:62:TYR:CD1	2.48	0.49
3:CM:86:ARG:NH2	3:NA:99:TYR:HB3	2.27	0.49
3:DA:27:ASN:OD1	3:DA:29:THR:OG1	2.23	0.49
3:DB:130:PRO:HA	3:DK:52:VAL:CG1	2.43	0.49
3:DD:39:GLY:HA3	3:DD:45:GLU:OE2	2.12	0.49
3:DE:112:LEU:HD23	3:EL:116:LEU:HD11	1.94	0.49
3:DG:74:CYS:SG	3:EK:79:SER:O	2.71	0.49
3:DG:115:LEU:HD22	3:EJ:8:LEU:CD1	2.42	0.49
3:DL:97:THR:O	3:DL:100:SER:OG	2.28	0.49
3:DL:112:LEU:HD22	3:MN:116:LEU:HD13	1.95	0.49
3:EA:103:GLU:HA	3:EA:103:GLU:OE1	2.13	0.49
3:EF:41:VAL:O	3:EF:45:GLU:OE1	2.31	0.49
3:EJ:128:LEU:HD12	3:EJ:128:LEU:N	2.27	0.49
3:FA:34:SER:C	3:FA:35:LEU:HD12	2.33	0.49
3:FE:11:ILE:HG22	3:FE:17:GLN:C	2.34	0.49
3:FG:55:PRO:HB3	3:FG:60:LYS:HD2	1.95	0.49
3:FH:132:TYR:OH	3:FK:26:VAL:HG11	2.13	0.49
3:FK:24:ARG:HH22	3:HF:129:ASN:CB	2.26	0.49
3:GD:126:ASP:CA	3:KF:109:ARG:NH2	2.74	0.49
3:GG:13:LYS:NZ	3:JE:103:GLU:HA	2.28	0.49
3:GG:24:ARG:NE	3:JC:129:ASN:OD1	2.42	0.49
3:GJ:110:THR:CB	3:GN:11:ILE:HD12	2.43	0.49
3:GM:44:LEU:HD12	3:GM:44:LEU:O	2.12	0.49

Continued on next page...

Continued from previous page...

Atom-1	Atom-2	Interatomic distance (Å)	Clash overlap (Å)
3:GN:102:ASP:HA	3:GN:105:ARG:NE	2.24	0.49
3:HD:24:ARG:NE	3:HD:36:SER:OG	2.46	0.49
3:HN:97:THR:HG21	3:ID:86:ARG:HG2	1.94	0.49
3:IJ:122:ILE:HD13	3:NE:109:ARG:NH1	2.28	0.49
3:JB:79:SER:O	3:JB:80:CYS:CB	2.61	0.49
3:JC:11:ILE:HG23	3:JC:17:GLN:HB3	1.95	0.49
3:JE:30:ASN:OD1	3:JE:32:VAL:CG2	2.61	0.49
3:JK:122:ILE:HA	3:KN:109:ARG:HH12	1.76	0.49
3:KE:49:THR:OG1	3:KE:67:LYS:HB3	2.13	0.49
3:KH:25:GLY:N	3:LE:129:ASN:OD1	2.46	0.49
3:KJ:96:PHE:CE1	3:KJ:105:ARG:HG2	2.48	0.49
3:KK:97:THR:HG23	3:MH:86:ARG:HH21	1.77	0.49
3:KL:78:GLY:O	3:KL:79:SER:OG	2.27	0.49
3:KM:125:ILE:HD12	3:MF:94:PHE:HD1	1.77	0.49
3:LA:125:ILE:CG1	3:MD:109:ARG:HH21	2.25	0.49
3:LB:52:VAL:HG12	3:LB:64:VAL:HG13	1.95	0.49
3:LG:67:LYS:HZ1	3:LG:91:ASP:CG	2.16	0.49
3:LG:102:ASP:O	3:MG:13:LYS:CE	2.61	0.49
3:MC:102:ASP:OD2	3:MC:103:GLU:N	2.46	0.49
3:MC:126:ASP:OD1	3:NJ:106:ALA:N	2.46	0.49
3:MC:132:TYR:OXT	3:NJ:2:LYS:HA	2.13	0.49
3:MF:123:ASP:OD2	3:MF:129:ASN:HB3	2.13	0.49
1:A:900:C:O2	3:IJ:89:TYR:CE2	2.66	0.48
1:A:976:A:N6	1:A:1038:G:O6	2.46	0.48
1:A:1064:A:N7	1:A:1216:C:C4	2.80	0.48
1:A:1657:A:H2'	1:A:1658:A:O4'	2.13	0.48
1:A:1784:C:O2'	1:A:1810:U:H2'	2.12	0.48
1:A:2039:U:H5''	3:KB:59:ARG:NH2	2.28	0.48
1:A:2284:A:OP1	3:GN:59:ARG:NH1	2.40	0.48
1:A:2436:C:C2	1:A:2790:G:C2	3.01	0.48
1:A:2446:C:H2'	1:A:2447:C:C6	2.48	0.48
1:A:2514:U:H2'	1:A:2515:U:C5	2.48	0.48
1:A:2607:A:P	3:EI:59:ARG:CZ	3.01	0.48
1:A:2629:G:H3'	1:A:2630:G:H8	1.77	0.48
1:A:2925:G:H2'	1:A:2926:C:C6	2.47	0.48
1:A:3636:C:OP2	3:ED:57:ARG:NH2	2.46	0.48
1:A:3664:U:OP1	3:LH:96:PHE:O	2.31	0.48
1:A:3808:G:O3'	3:KH:58:ASN:N	2.46	0.48
1:A:3833:U:C2	1:A:3834:A:H1'	2.48	0.48
3:BB:75:THR:O	3:MB:79:SER:HA	2.13	0.48
3:BC:13:LYS:NZ	3:ND:103:GLU:O	2.40	0.48

Continued on next page...

Continued from previous page...

Atom-1	Atom-2	Interatomic distance (Å)	Clash overlap (Å)
3:BD:11:ILE:CG2	3:BD:17:GLN:HB2	2.43	0.48
3:BI:21:LEU:HD13	3:BI:37:GLN:N	2.28	0.48
3:BJ:131:ALA:O	3:BN:3:LEU:HD21	2.13	0.48
3:BN:84:VAL:HG12	3:BN:87:GLN:HE21	1.78	0.48
3:CC:72:THR:HB	3:CC:86:ARG:HB2	1.94	0.48
3:CE:8:LEU:CD2	3:CE:11:ILE:CD1	2.88	0.48
3:CF:11:ILE:CG2	3:CF:17:GLN:HB3	2.43	0.48
3:CI:110:THR:CB	3:DI:11:ILE:HD12	2.43	0.48
3:CI:128:LEU:HD11	3:DI:105:ARG:CZ	2.43	0.48
3:CJ:107:PHE:HZ	3:HJ:19:LEU:HD21	1.78	0.48
3:CJ:110:THR:OG1	3:HJ:11:ILE:HD12	2.12	0.48
3:DA:74:CYS:SG	3:DA:85:THR:HG21	2.53	0.48
3:DC:128:LEU:CD2	3:EN:62:TYR:HD1	2.26	0.48
3:DG:105:ARG:HD2	3:EJ:128:LEU:HD11	1.94	0.48
3:DG:111:GLU:N	3:EJ:11:ILE:HD11	2.27	0.48
3:DH:37:GLN:N	3:DH:45:GLU:OE2	2.46	0.48
3:DI:52:VAL:O	3:DI:52:VAL:CG2	2.61	0.48
3:DN:11:ILE:HD11	3:ML:111:GLU:HA	1.95	0.48
3:EJ:62:TYR:CE2	3:EK:42:PRO:HG2	2.48	0.48
3:EL:29:THR:OG1	3:EL:30:ASN:N	2.44	0.48
3:FL:46:LYS:HG2	3:FL:70:ASN:OD1	2.12	0.48
3:FN:122:ILE:HG12	3:HB:109:ARG:HH22	1.78	0.48
3:GE:64:VAL:HG11	3:HE:125:ILE:CD1	2.43	0.48
3:GH:98:GLN:NE2	3:GI:43:ALA:HA	2.28	0.48
3:GK:109:ARG:NH2	3:JA:126:ASP:CG	2.66	0.48
3:GL:3:LEU:HD23	3:HG:132:TYR:N	2.27	0.48
3:IC:62:TYR:CD1	3:JN:128:LEU:CD2	2.96	0.48
3:IE:108:VAL:O	3:IE:112:LEU:HD23	2.13	0.48
3:JC:125:ILE:HG23	3:JC:126:ASP:N	2.26	0.48
3:JG:81:ASP:OD1	3:JI:99:TYR:CD2	2.66	0.48
3:JM:112:LEU:O	3:JM:116:LEU:HD13	2.13	0.48
3:KH:111:GLU:CA	3:KL:11:ILE:HD11	2.43	0.48
3:KK:111:GLU:OE1	3:MH:68:ILE:HD13	2.12	0.48
3:LA:126:ASP:HB2	3:MD:109:ARG:NH2	2.27	0.48
3:LD:11:ILE:HG23	3:LD:17:GLN:HB2	1.95	0.48
3:LD:106:ALA:HA	3:LD:109:ARG:HD3	1.95	0.48
3:MA:52:VAL:O	3:MA:52:VAL:CG2	2.61	0.48
3:ME:74:CYS:SG	3:NI:79:SER:O	2.70	0.48
3:MG:62:TYR:OH	3:MH:42:PRO:HB2	2.12	0.48
3:MM:54:GLN:O	3:MM:59:ARG:HD2	2.12	0.48
3:NC:24:ARG:HH21	3:NF:129:ASN:HA	1.77	0.48

Continued on next page...

Continued from previous page...

Atom-1	Atom-2	Interatomic distance (Å)	Clash overlap (Å)
3:NC:95:SER:O	3:NC:96:PHE:HD1	1.96	0.48
3:NJ:103:GLU:OE2	3:NJ:103:GLU:HA	2.13	0.48
1:A:548:U:O2'	1:A:549:U:O4'	2.30	0.48
1:A:1397:A:P	3:DF:59:ARG:HH22	2.36	0.48
1:A:1705:U:N3	1:A:1706:G:O6	2.46	0.48
1:A:1781:A:OP1	3:BD:30:ASN:ND2	2.46	0.48
1:A:1999:G:C4'	3:GI:56:SER:HA	2.43	0.48
1:A:2247:A:N1	3:HE:57:ARG:N	2.61	0.48
1:A:2349:U:C2	1:A:2350:G:C8	3.01	0.48
1:A:2350:G:O2'	1:A:2351:C:O5'	2.31	0.48
1:A:2478:C:C2	1:A:2658:U:H2'	2.48	0.48
1:A:2487:U:H2'	1:A:2488:U:C2	2.48	0.48
1:A:3516:U:H2'	1:A:3517:C:C6	2.48	0.48
1:A:3573:A:H2'	1:A:3574:C:C6	2.47	0.48
1:A:3684:U:N3	1:A:3756:G:N1	2.61	0.48
1:A:3849:G:O2'	1:A:3850:A:O4'	2.31	0.48
1:A:3923:G:C6	1:A:4163:A:C5	3.01	0.48
1:A:4019:U:O4	1:A:4020:A:N6	2.27	0.48
2:M:221:MET:HG2	2:M:297:TRP:NE1	2.28	0.48
3:BA:8:LEU:CD2	3:MK:111:GLU:HG2	2.43	0.48
3:BB:125:ILE:HG13	3:BB:126:ASP:N	2.27	0.48
3:BD:35:LEU:HD11	3:JB:120:LEU:HD13	1.95	0.48
3:BF:11:ILE:HD12	3:IN:110:THR:OG1	2.12	0.48
3:BI:81:ASP:OD1	3:BI:81:ASP:O	2.31	0.48
3:CF:98:GLN:OE1	3:CG:43:ALA:HB2	2.13	0.48
3:CJ:123:ASP:OD2	3:HJ:1:ALA:HA	2.13	0.48
3:DA:110:THR:OG1	3:MM:11:ILE:CD1	2.57	0.48
3:DD:23:PRO:HA	3:DD:35:LEU:HD23	1.95	0.48
3:DD:52:VAL:O	3:DD:52:VAL:HG23	2.14	0.48
3:DD:108:VAL:O	3:DD:111:GLU:HG2	2.11	0.48
3:ED:24:ARG:HA	3:FA:129:ASN:ND2	2.27	0.48
3:EI:101:THR:HG22	3:EI:104:GLU:OE2	2.13	0.48
3:FB:98:GLN:HE22	3:FC:43:ALA:HA	1.78	0.48
3:FG:92:VAL:HG21	3:KG:112:LEU:HD21	1.96	0.48
3:FG:114:ALA:O	3:KG:8:LEU:HD11	2.13	0.48
3:FH:6:VAL:HG12	3:FH:8:LEU:HD21	1.95	0.48
3:FH:54:GLN:NE2	3:FH:55:PRO:O	2.46	0.48
3:FI:126:ASP:O	3:KE:105:ARG:NE	2.40	0.48
3:FJ:54:GLN:HB3	3:FJ:55:PRO:CD	2.43	0.48
3:FJ:97:THR:OG1	3:HF:86:ARG:NH1	2.45	0.48
3:GD:122:ILE:HA	3:KF:109:ARG:NH1	2.27	0.48

Continued on next page...

Continued from previous page...

Atom-1	Atom-2	Interatomic distance (Å)	Clash overlap (Å)
3:GF:5:THR:HG23	3:GF:22:ASN:OD1	2.13	0.48
3:GH:10:ASN:OD1	3:GH:15:GLY:CA	2.60	0.48
3:GH:112:LEU:HG	3:KB:116:LEU:CD1	2.43	0.48
3:GJ:8:LEU:HD11	3:GN:114:ALA:HB1	1.94	0.48
3:GL:91:ASP:OD2	3:GL:91:ASP:N	2.45	0.48
3:GN:45:GLU:OE2	3:GN:46:LYS:O	2.31	0.48
3:HD:94:PHE:CE2	3:HD:108:VAL:HG12	2.49	0.48
3:HD:118:SER:O	3:HD:122:ILE:HG13	2.13	0.48
3:HJ:123:ASP:OD1	3:HJ:123:ASP:O	2.31	0.48
3:HK:108:VAL:HA	3:HK:111:GLU:OE1	2.13	0.48
3:HL:13:LYS:NZ	3:HL:13:LYS:HB2	2.27	0.48
3:IC:122:ILE:CB	3:JN:109:ARG:HH12	2.26	0.48
3:IE:91:ASP:O	3:JL:92:VAL:HA	2.13	0.48
3:IG:117:ALA:HA	3:JJ:109:ARG:NH2	2.27	0.48
3:IL:97:THR:N	3:IL:100:SER:OG	2.45	0.48
3:JB:34:SER:C	3:JB:35:LEU:HD22	2.32	0.48
3:JE:95:SER:C	3:JE:96:PHE:HD1	2.15	0.48
3:JE:103:GLU:HG2	3:JE:104:GLU:H	1.77	0.48
3:JK:118:SER:O	3:JK:122:ILE:HG12	2.12	0.48
3:JN:53:SER:OG	3:JN:63:LYS:HB2	2.13	0.48
3:KB:24:ARG:HB2	3:KB:34:SER:OG	2.13	0.48
3:KD:24:ARG:HB2	3:KD:34:SER:OG	2.13	0.48
3:KD:24:ARG:HE	3:KD:36:SER:CB	2.26	0.48
3:KK:55:PRO:HD3	3:KK:62:TYR:CE1	2.48	0.48
3:KK:85:THR:HG23	3:KK:86:ARG:HG3	1.95	0.48
3:LA:89:TYR:HB2	3:MD:95:SER:OG	2.13	0.48
3:LB:98:GLN:NE2	3:LB:98:GLN:O	2.46	0.48
3:LH:91:ASP:OD1	3:LH:92:VAL:N	2.46	0.48
3:LN:125:ILE:HD13	3:MI:64:VAL:HG11	1.92	0.48
3:MI:52:VAL:HG23	3:MI:64:VAL:CG2	2.40	0.48
3:MJ:101:THR:OG1	3:MJ:104:GLU:HG2	2.13	0.48
3:NB:54:GLN:HB3	3:NB:55:PRO:CD	2.43	0.48
1:A:698:C:N3	1:A:735:G:N1	2.61	0.48
1:A:1506:C:H2'	1:A:1507:A:C8	2.48	0.48
1:A:2046:G:H22	3:GG:59:ARG:CZ	2.26	0.48
1:A:2706:U:O2	1:A:2710:A:N6	2.46	0.48
1:A:2713:U:H2'	1:A:2714:C:C6	2.49	0.48
1:A:2736:C:N4	1:A:2822:U:OP1	2.43	0.48
1:A:3579:U:O2'	1:A:3580:U:H5'	2.13	0.48
1:A:3841:A:C6	1:A:3846:A:N7	2.81	0.48
1:A:4020:A:H2'	1:A:4021:C:C6	2.48	0.48

Continued on next page...

Continued from previous page...

Atom-1	Atom-2	Interatomic distance (Å)	Clash overlap (Å)
1:A:4110:C:H3'	1:A:4111:A:C8	2.48	0.48
3:D:48:VAL:HG13	3:D:68:ILE:HG12	1.94	0.48
3:BA:119:PRO:HA	3:BA:122:ILE:HG12	1.96	0.48
3:BF:18:THR:O	3:BF:19:LEU:HD22	2.14	0.48
3:BF:114:ALA:CB	3:IN:8:LEU:HD23	2.43	0.48
3:BK:52:VAL:O	3:BK:52:VAL:HG13	2.13	0.48
3:CH:132:TYR:CZ	3:HL:26:VAL:HG11	2.48	0.48
3:CI:79:SER:C	3:CI:80:CYS:SG	2.92	0.48
3:CL:11:ILE:HD12	3:HH:110:THR:CB	2.43	0.48
3:DG:13:LYS:NZ	3:EJ:106:ALA:HB3	2.28	0.48
3:DN:115:LEU:HD22	3:ML:8:LEU:CD1	2.43	0.48
3:DN:116:LEU:HD11	3:ML:109:ARG:HG3	1.95	0.48
3:EA:110:THR:OG1	3:LM:11:ILE:HD12	2.12	0.48
3:EB:99:TYR:OH	3:EC:83:SER:HA	2.12	0.48
3:EC:103:GLU:HA	3:LK:13:LYS:HZ2	1.78	0.48
3:EE:86:ARG:NH1	3:LI:101:THR:HG23	2.27	0.48
3:EF:115:LEU:C	3:EF:121:LEU:HD12	2.34	0.48
3:FH:122:ILE:O	3:FK:109:ARG:NH2	2.46	0.48
3:FJ:122:ILE:HA	3:HF:109:ARG:HH12	1.79	0.48
3:FK:24:ARG:NH1	3:HF:129:ASN:HA	2.28	0.48
3:FN:3:LEU:HD12	3:FN:23:PRO:HB2	1.94	0.48
3:GC:96:PHE:CE2	3:GC:105:ARG:HD2	2.48	0.48
3:GE:128:LEU:CD1	3:HE:105:ARG:NE	2.77	0.48
3:GL:92:VAL:HG22	3:HG:92:VAL:CG2	2.34	0.48
3:GM:56:SER:H	3:GM:59:ARG:HB2	1.78	0.48
3:GN:59:ARG:CZ	3:GN:63:LYS:HD2	2.44	0.48
3:HD:55:PRO:HG3	3:HD:62:TYR:HE1	1.78	0.48
3:HH:120:LEU:O	3:HH:123:ASP:OD1	2.31	0.48
3:HK:41:VAL:N	3:HK:42:PRO:CD	2.76	0.48
3:IG:64:VAL:HG11	3:JJ:125:ILE:CD1	2.44	0.48
3:IJ:26:VAL:CG1	3:NE:132:TYR:HE1	2.27	0.48
3:JM:56:SER:HB3	3:JM:59:ARG:HD3	1.95	0.48
3:JM:119:PRO:O	3:JM:122:ILE:HG22	2.13	0.48
3:KK:34:SER:O	3:KK:35:LEU:HD22	2.14	0.48
3:KM:96:PHE:CE2	3:KM:105:ARG:HD2	2.48	0.48
3:KM:105:ARG:NE	3:MF:128:LEU:HD11	2.28	0.48
3:LD:75:THR:HG22	3:LD:82:PRO:CG	2.44	0.48
3:LL:13:LYS:CD	3:MB:106:ALA:HB3	2.43	0.48
3:LN:100:SER:OG	3:LN:105:ARG:NH1	2.44	0.48
3:MH:26:VAL:O	3:MH:26:VAL:HG13	2.13	0.48
3:NG:7:THR:HG23	3:NG:20:VAL:HG22	1.95	0.48

Continued on next page...

Continued from previous page...

Atom-1	Atom-2	Interatomic distance (Å)	Clash overlap (Å)
1:A:211:G:H5'	1:A:3050:A:H4'	1.94	0.48
1:A:557:G:C6	1:A:611:G:C6	3.02	0.48
1:A:763:C:H4'	1:A:846:G:N7	2.27	0.48
1:A:1034:U:C2	3:IJ:57:ARG:CD	2.97	0.48
1:A:1755:A:H3'	1:A:1756:U:C5'	2.43	0.48
1:A:2994:A:H61	1:A:3394:A:N6	2.11	0.48
1:A:3540:U:OP2	3:GD:57:ARG:HG2	2.13	0.48
1:A:3546:A:C5	3:KF:67:LYS:HE3	2.48	0.48
1:A:3589:G:C6	1:A:3663:G:C2	3.01	0.48
1:A:3659:C:H2'	1:A:3660:G:C8	2.49	0.48
1:A:3663:G:C6	1:A:3664:U:C4	3.01	0.48
1:A:3825:C:H5'	3:FE:63:LYS:NZ	2.29	0.48
2:M:402:SER:O	2:M:406:VAL:HG23	2.14	0.48
3:B:105:ARG:NH2	3:D:126:ASP:O	2.31	0.48
3:BC:110:THR:CB	3:ND:11:ILE:HD12	2.44	0.48
3:BD:11:ILE:HD12	3:JB:110:THR:OG1	2.12	0.48
3:BD:105:ARG:CD	3:JB:128:LEU:HD11	2.43	0.48
3:BG:127:GLN:O	3:BG:129:ASN:ND2	2.47	0.48
3:CB:13:LYS:NZ	3:HC:103:GLU:CA	2.75	0.48
3:CC:79:SER:O	3:HC:74:CYS:SG	2.71	0.48
3:CH:17:GLN:OE1	3:CH:17:GLN:N	2.37	0.48
3:CI:13:LYS:NZ	3:DI:103:GLU:HA	2.28	0.48
3:CM:97:THR:HG22	3:NA:86:ARG:NH2	2.29	0.48
3:CM:111:GLU:O	3:CM:115:LEU:HD13	2.13	0.48
3:DD:81:ASP:HB3	3:DD:82:PRO:CD	2.43	0.48
3:DI:61:ASN:HA	3:DI:96:PHE:O	2.13	0.48
3:EA:131:ALA:HB1	3:LM:3:LEU:CD2	2.43	0.48
3:EC:21:LEU:HD21	3:EC:48:VAL:CG2	2.43	0.48
3:EF:116:LEU:HD22	3:FA:113:ALA:CB	2.40	0.48
3:EG:55:PRO:HD3	3:EG:62:TYR:CE2	2.49	0.48
3:EI:105:ARG:NE	3:GA:126:ASP:O	2.40	0.48
3:FA:41:VAL:HG11	3:FA:44:LEU:HD13	1.94	0.48
3:FG:127:GLN:OE1	3:FG:129:ASN:ND2	2.47	0.48
3:FH:6:VAL:HG12	3:FH:8:LEU:HD22	1.94	0.48
3:FH:58:ASN:OD1	3:FH:59:ARG:N	2.46	0.48
3:FH:130:PRO:HB3	3:FK:52:VAL:HG22	1.95	0.48
3:FK:98:GLN:NE2	3:FL:43:ALA:HA	2.27	0.48
3:FM:87:GLN:O	3:FM:87:GLN:HG3	2.13	0.48
3:FN:112:LEU:HD21	3:HB:68:ILE:CD1	2.43	0.48
3:GG:13:LYS:CE	3:JE:103:GLU:HA	2.43	0.48
3:GJ:59:ARG:NE	3:GJ:59:ARG:HA	2.28	0.48

Continued on next page...

Continued from previous page...

Atom-1	Atom-2	Interatomic distance (Å)	Clash overlap (Å)
3:GK:67:LYS:O	3:GK:68:ILE:HD13	2.13	0.48
3:HI:125:ILE:HG13	3:HI:126:ASP:N	2.29	0.48
3:IG:101:THR:HG23	3:JJ:86:ARG:HH12	1.79	0.48
3:IM:48:VAL:HG13	3:IM:68:ILE:HD13	1.94	0.48
3:JA:24:ARG:CZ	3:JA:36:SER:OG	2.60	0.48
3:JB:32:VAL:HG13	3:JB:51:SER:OG	2.13	0.48
3:JK:61:ASN:OD1	3:JK:95:SER:OG	2.30	0.48
3:JN:117:ALA:O	3:JN:122:ILE:HD11	2.14	0.48
3:KB:65:GLN:HG2	3:KB:93:THR:HG22	1.96	0.48
3:KI:26:VAL:O	3:KI:28:PRO:CD	2.62	0.48
3:LA:122:ILE:HA	3:MD:109:ARG:NH1	2.27	0.48
3:LC:13:LYS:HD2	3:LC:13:LYS:N	2.28	0.48
3:MD:44:LEU:HD22	3:MF:98:GLN:O	2.12	0.48
3:MD:123:ASP:OD1	3:MD:129:ASN:HB2	2.13	0.48
3:NB:68:ILE:HD11	3:NF:111:GLU:CG	2.43	0.48
3:NB:98:GLN:HE21	3:NC:43:ALA:CA	2.25	0.48
3:NE:30:ASN:OD1	3:NE:32:VAL:CG2	2.61	0.48
3:NF:84:VAL:HG22	3:NF:87:GLN:NE2	2.28	0.48
3:NG:84:VAL:O	3:NG:84:VAL:HG23	2.13	0.48
1:A:100:A:H62	1:A:115:G:H5'	1.79	0.48
1:A:198:G:H2'	1:A:199:A:O4'	2.14	0.48
1:A:376:G:H4'	1:A:377:G:O5'	2.13	0.48
1:A:1450:U:H2'	1:A:1451:U:C6	2.48	0.48
1:A:1488:G:C5	1:A:1489:U:C4	3.01	0.48
1:A:1561:C:H2'	1:A:1562:C:O4'	2.14	0.48
1:A:2106:C:H2'	1:A:2107:G:O4'	2.12	0.48
1:A:2246:C:C2'	3:HF:47:ARG:HH12	2.26	0.48
1:A:2350:G:C2	1:A:2365:C:O2	2.63	0.48
1:A:3049:A:N6	1:A:3050:A:N6	2.61	0.48
1:A:3442:C:H2'	1:A:3443:G:C8	2.48	0.48
1:A:3809:G:P	3:KH:59:ARG:H	2.36	0.48
1:A:4013:C:O3'	1:A:4014:A:O4'	2.31	0.48
2:M:307:PRO:HB2	3:B:47:ARG:HH22	1.79	0.48
3:BA:55:PRO:HD3	3:BA:62:TYR:CE1	2.49	0.48
3:BA:111:GLU:OE2	3:MK:70:ASN:ND2	2.47	0.48
3:BC:91:ASP:OD1	3:BC:91:ASP:O	2.31	0.48
3:BD:11:ILE:HD11	3:JB:111:GLU:N	2.28	0.48
3:BD:60:LYS:N	3:BD:61:ASN:HB3	2.25	0.48
3:BD:122:ILE:HD12	3:JB:109:ARG:NE	2.28	0.48
3:BD:125:ILE:HD11	3:JB:94:PHE:CG	2.48	0.48
3:BH:75:THR:O	3:IM:79:SER:HA	2.13	0.48

Continued on next page...

Continued from previous page...

Atom-1	Atom-2	Interatomic distance (Å)	Clash overlap (Å)
3:CB:66:VAL:CG2	3:HC:121:LEU:HD21	2.41	0.48
3:CC:79:SER:HA	3:HC:76:ALA:HA	1.96	0.48
3:CF:11:ILE:CG1	3:GM:110:THR:HG23	2.44	0.48
3:CF:125:ILE:HG23	3:CF:126:ASP:N	2.29	0.48
3:CH:101:THR:HG23	3:HL:86:ARG:HH22	1.77	0.48
3:CI:21:LEU:HD12	3:CI:21:LEU:N	2.28	0.48
3:CN:132:TYR:O	3:DD:2:LYS:CE	2.61	0.48
3:DA:8:LEU:HD22	3:MM:114:ALA:CB	2.44	0.48
3:DA:97:THR:N	3:DA:100:SER:OG	2.47	0.48
3:DE:3:LEU:HD23	3:EL:132:TYR:CA	2.43	0.48
3:DL:55:PRO:HD3	3:DL:62:TYR:CE1	2.49	0.48
3:DM:99:TYR:H	3:EM:86:ARG:NH2	2.12	0.48
3:DM:120:LEU:HD11	3:EM:2:LYS:O	2.12	0.48
3:EA:105:ARG:CD	3:LM:128:LEU:HD11	2.44	0.48
3:EB:13:LYS:HZ3	3:MJ:103:GLU:HA	1.78	0.48
3:EB:30:ASN:OD1	3:EB:32:VAL:CG2	2.60	0.48
3:EC:3:LEU:CD2	3:LK:131:ALA:HB1	2.39	0.48
3:EC:55:PRO:HB3	3:EC:60:LYS:O	2.13	0.48
3:EF:116:LEU:HD11	3:FA:112:LEU:HB3	1.95	0.48
3:EJ:48:VAL:HG22	3:EJ:68:ILE:HD12	1.95	0.48
3:FB:63:LYS:NZ	3:FB:93:THR:HG23	2.28	0.48
3:FE:11:ILE:HD12	3:KI:110:THR:HB	1.94	0.48
3:FF:75:THR:O	3:LG:79:SER:HA	2.14	0.48
3:GE:128:LEU:HD11	3:HE:105:ARG:CD	2.43	0.48
3:GG:60:LYS:NZ	3:GG:98:GLN:HB2	2.28	0.48
3:GM:48:VAL:HG22	3:GM:68:ILE:HD12	1.95	0.48
3:HB:55:PRO:HD3	3:HB:62:TYR:CE1	2.47	0.48
3:HG:55:PRO:CB	3:HG:60:LYS:CD	2.92	0.48
3:HH:99:TYR:CE1	3:HI:83:SER:HA	2.49	0.48
3:HK:125:ILE:O	3:HK:128:LEU:HD12	2.14	0.48
3:IC:34:SER:C	3:IC:35:LEU:HD22	2.34	0.48
3:IC:56:SER:OG	3:IC:59:ARG:NH1	2.46	0.48
3:IC:60:LYS:HB2	3:IC:61:ASN:CB	2.43	0.48
3:IF:55:PRO:HG3	3:IF:62:TYR:CE1	2.49	0.48
3:IF:105:ARG:CD	3:NI:128:LEU:HD11	2.44	0.48
3:IG:115:LEU:CD2	3:IG:121:LEU:HD11	2.43	0.48
3:IH:102:ASP:OD1	3:IH:102:ASP:C	2.51	0.48
3:II:20:VAL:C	3:II:21:LEU:HD22	2.33	0.48
3:JA:24:ARG:HE	3:JA:36:SER:CB	2.25	0.48
3:JB:34:SER:O	3:JB:35:LEU:HD22	2.12	0.48
3:JF:112:LEU:HD11	3:KA:92:VAL:CG2	2.44	0.48

Continued on next page...

Continued from previous page...

Atom-1	Atom-2	Interatomic distance (Å)	Clash overlap (Å)
3:JM:122:ILE:HG13	3:JM:126:ASP:OD2	2.13	0.48
3:KC:64:VAL:HG11	3:LC:125:ILE:HD13	1.95	0.48
3:KG:84:VAL:O	3:KG:84:VAL:HG13	2.13	0.48
3:KH:60:LYS:HB2	3:KH:61:ASN:CB	2.44	0.48
3:KJ:8:LEU:CD1	3:LE:114:ALA:HB3	2.38	0.48
3:KM:12:GLY:H	3:MF:110:THR:HG21	1.79	0.48
3:KN:24:ARG:HB2	3:KN:34:SER:OG	2.14	0.48
3:LB:72:THR:HB	3:LB:86:ARG:HB3	1.95	0.48
3:LG:72:THR:OG1	3:LG:86:ARG:HB3	2.13	0.48
3:LL:103:GLU:OE2	3:LL:103:GLU:HA	2.13	0.48
3:LM:119:PRO:HA	3:LM:122:ILE:HD12	1.96	0.48
3:LN:97:THR:OG1	3:MI:86:ARG:NE	2.45	0.48
3:LN:110:THR:OG1	3:MI:11:ILE:HD12	2.14	0.48
3:MF:72:THR:HB	3:MF:86:ARG:HB3	1.95	0.48
3:MM:52:VAL:O	3:MM:52:VAL:CG2	2.60	0.48
3:NB:103:GLU:HA	3:NF:13:LYS:HZ2	1.79	0.48
3:NC:24:ARG:HB3	3:NC:34:SER:O	2.14	0.48
3:NG:65:GLN:CD	3:NG:93:THR:HG1	2.06	0.48
3:NJ:101:THR:HG22	3:NJ:104:GLU:OE2	2.13	0.48
1:A:250:C:H2'	1:A:251:G:C8	2.48	0.48
1:A:930:U:H2'	1:A:931:U:C6	2.49	0.48
1:A:1394:A:H4'	1:A:1395:C:OP2	2.13	0.48
1:A:1537:U:O2'	3:EJ:60:LYS:NZ	2.46	0.48
1:A:2210:C:O2	1:A:2210:C:H2'	2.12	0.48
1:A:2300:U:C2	1:A:2301:A:C8	3.01	0.48
1:A:2523:A:H2'	1:A:2524:G:O4'	2.13	0.48
1:A:2753:A:H2'	1:A:2754:A:C8	2.48	0.48
1:A:3304:A:H2'	1:A:3305:G:H5'	1.96	0.48
1:A:3329:U:O2'	1:A:3331:A:OP1	2.14	0.48
1:A:3617:A:C2	1:A:3622:U:O4	2.66	0.48
1:A:4178:A:C2	1:A:4179:C:O2	2.66	0.48
3:BA:105:ARG:CD	3:MK:128:LEU:HD11	2.43	0.48
3:BE:34:SER:C	3:BE:35:LEU:HD22	2.34	0.48
3:BE:119:PRO:O	3:BE:122:ILE:HB	2.14	0.48
3:BF:86:ARG:HH21	3:IN:101:THR:HG22	1.79	0.48
3:BG:18:THR:C	3:BG:19:LEU:HD22	2.33	0.48
3:BK:3:LEU:HD22	3:HK:131:ALA:HB1	1.96	0.48
3:BM:8:LEU:HD11	3:DJ:115:LEU:CD2	2.44	0.48
3:CA:125:ILE:HD12	3:DH:94:PHE:HD2	1.78	0.48
3:CB:52:VAL:HG12	3:CB:64:VAL:HG22	1.95	0.48
3:CB:84:VAL:O	3:CB:84:VAL:HG13	2.14	0.48

Continued on next page...

Continued from previous page...

Atom-1	Atom-2	Interatomic distance (Å)	Clash overlap (Å)
3:CD:132:TYR:O	3:HA:3:LEU:HD22	2.13	0.48
3:CG:115:LEU:C	3:CG:121:LEU:HD12	2.34	0.48
3:CJ:109:ARG:HG3	3:CJ:110:THR:HG23	1.94	0.48
3:CM:100:SER:CA	3:NA:86:ARG:NH2	2.77	0.48
3:DA:118:SER:O	3:DA:122:ILE:HG12	2.14	0.48
3:DH:24:ARG:NH1	3:EJ:128:LEU:O	2.47	0.48
3:DM:13:LYS:NZ	3:EM:103:GLU:HB3	2.27	0.48
3:EB:67:LYS:O	3:EB:68:ILE:HD13	2.13	0.48
3:EB:103:GLU:HA	3:MJ:13:LYS:HE2	1.96	0.48
3:EB:109:ARG:HH12	3:MJ:126:ASP:H	1.61	0.48
3:EC:27:ASN:OD1	3:EC:29:THR:N	2.36	0.48
3:EG:84:VAL:O	3:EG:84:VAL:HG13	2.14	0.48
3:FB:55:PRO:HB3	3:FB:60:LYS:O	2.13	0.48
3:FD:49:THR:O	3:FD:66:VAL:HG13	2.13	0.48
3:FE:72:THR:HG21	3:FE:86:ARG:HH21	1.77	0.48
3:FF:8:LEU:HD22	3:LF:115:LEU:HG	1.94	0.48
3:FH:60:LYS:HB2	3:FH:61:ASN:CB	2.44	0.48
3:FI:8:LEU:HD21	3:KE:115:LEU:HG	1.95	0.48
3:FI:103:GLU:CA	3:KE:13:LYS:HZ2	2.26	0.48
3:FK:61:ASN:ND2	3:FK:96:PHE:O	2.46	0.48
3:GD:122:ILE:O	3:KF:109:ARG:NH1	2.47	0.48
3:GF:55:PRO:HA	3:GF:60:LYS:O	2.14	0.48
3:GH:101:THR:HG23	3:GH:104:GLU:H	1.79	0.48
3:GH:125:ILE:HG23	3:GH:126:ASP:N	2.29	0.48
3:GI:131:ALA:HB1	3:JC:3:LEU:HD21	1.96	0.48
3:GK:34:SER:C	3:GK:35:LEU:HD22	2.34	0.48
3:GK:55:PRO:HD2	3:GK:62:TYR:CE2	2.49	0.48
3:GK:98:GLN:HG3	3:GL:43:ALA:HB2	1.95	0.48
3:GK:110:THR:OG1	3:JA:11:ILE:HG23	2.13	0.48
3:HA:72:THR:HB	3:HA:86:ARG:HB2	1.96	0.48
3:HF:123:ASP:HB3	3:HF:129:ASN:HD22	1.79	0.48
3:HI:8:LEU:HD12	3:II:114:ALA:HB3	1.96	0.48
3:HK:99:TYR:OH	3:HL:84:VAL:HG12	2.13	0.48
3:HL:20:VAL:O	3:HL:20:VAL:HG23	2.13	0.48
3:HN:81:ASP:OD2	3:IB:99:TYR:CD1	2.67	0.48
3:HN:132:TYR:OXT	3:ID:2:LYS:HE3	2.12	0.48
3:IC:32:VAL:HG22	3:IC:51:SER:OG	2.14	0.48
3:IE:24:ARG:HB2	3:IE:34:SER:OG	2.13	0.48
3:II:101:THR:HG1	3:II:104:GLU:CD	2.17	0.48
3:IJ:122:ILE:CD1	3:NE:109:ARG:HH22	2.27	0.48
3:IN:34:SER:C	3:IN:35:LEU:HD12	2.34	0.48

Continued on next page...

Continued from previous page...

Atom-1	Atom-2	Interatomic distance (Å)	Clash overlap (Å)
3:IN:97:THR:HG22	3:IN:98:GLN:N	2.29	0.48
3:JG:68:ILE:HD13	3:LD:112:LEU:HD13	1.96	0.48
3:JL:80:CYS:SG	3:KN:85:THR:HG21	2.54	0.48
3:KC:128:LEU:HD11	3:LC:105:ARG:NE	2.29	0.48
3:KH:126:ASP:O	3:KL:102:ASP:OD1	2.29	0.48
3:KJ:8:LEU:CD2	3:LE:111:GLU:OE2	2.62	0.48
3:KK:102:ASP:OD1	3:MH:126:ASP:HB3	2.13	0.48
3:KM:118:SER:O	3:KM:122:ILE:HG13	2.13	0.48
3:KN:84:VAL:HG23	3:KN:84:VAL:O	2.11	0.48
3:LC:4:GLU:OE1	3:LC:5:THR:O	2.31	0.48
3:LG:22:ASN:HB2	3:LG:23:PRO:HD2	1.96	0.48
3:MI:107:PHE:O	3:MI:111:GLU:HG3	2.13	0.48
3:MK:48:VAL:HG13	3:MK:68:ILE:HD13	1.96	0.48
3:MM:60:LYS:HB2	3:MM:61:ASN:HB2	1.96	0.48
3:NI:112:LEU:CD2	3:NI:116:LEU:HD11	2.44	0.48
3:NJ:59:ARG:HG3	3:NJ:61:ASN:OD1	2.14	0.48
1:A:189:U:C2	1:A:308:C:N3	2.82	0.48
1:A:972:A:H2'	1:A:973:U:O4'	2.13	0.48
1:A:1501:U:H2'	1:A:1502:A:O4'	2.14	0.48
1:A:2490:A:H62	1:A:2585:G:H21	1.62	0.48
1:A:2647:C:H2'	1:A:2648:A:C8	2.49	0.48
1:A:2679:C:O2'	1:A:2680:U:H5'	2.14	0.48
1:A:2776:U:H2'	1:A:2777:U:C2	2.48	0.48
1:A:3954:U:O2	1:A:4044:A:N6	2.46	0.48
1:A:4154:G:O6	1:A:4155:A:N6	2.47	0.48
3:BA:11:ILE:HD11	3:MK:111:GLU:N	2.29	0.48
3:BE:62:TYR:CG	3:CE:128:LEU:CD2	2.96	0.48
3:BE:114:ALA:HB3	3:CE:8:LEU:CG	2.43	0.48
3:BG:61:ASN:HA	3:BG:96:PHE:O	2.13	0.48
3:BL:91:ASP:OD1	3:BL:91:ASP:O	2.31	0.48
3:BM:97:THR:N	3:BM:100:SER:OG	2.46	0.48
3:CD:64:VAL:HG11	3:HA:125:ILE:CD1	2.44	0.48
3:CD:65:GLN:HG2	3:CD:93:THR:HG22	1.96	0.48
3:CG:42:PRO:C	3:CG:45:GLU:OE1	2.52	0.48
3:CI:19:LEU:HD21	3:DI:107:PHE:CZ	2.49	0.48
3:CJ:105:ARG:NE	3:HJ:126:ASP:O	2.47	0.48
3:CK:24:ARG:C	3:NA:129:ASN:OD1	2.51	0.48
3:DA:41:VAL:O	3:DA:45:GLU:OE1	2.32	0.48
3:DH:44:LEU:HD21	3:DH:73:ALA:HB2	1.95	0.48
3:DM:48:VAL:HG22	3:DM:68:ILE:CD1	2.44	0.48
3:DM:92:VAL:HG22	3:EM:92:VAL:HG22	1.95	0.48

Continued on next page...

Continued from previous page...

Atom-1	Atom-2	Interatomic distance (Å)	Clash overlap (Å)
3:EB:85:THR:HG22	3:EB:85:THR:O	2.12	0.48
3:EB:128:LEU:HD23	3:MJ:62:TYR:CD2	2.49	0.48
3:EC:41:VAL:O	3:EC:45:GLU:OE1	2.31	0.48
3:EE:8:LEU:CG	3:EE:11:ILE:HG13	2.43	0.48
3:EE:123:ASP:HB3	3:EE:129:ASN:HD22	1.79	0.48
3:EF:60:LYS:HG2	3:EF:98:GLN:HG2	1.95	0.48
3:EI:4:GLU:O	3:EI:6:VAL:HG23	2.12	0.48
3:EL:84:VAL:O	3:EL:84:VAL:HG13	2.13	0.48
3:EM:65:GLN:HE22	3:EM:93:THR:HG22	1.79	0.48
3:FD:51:SER:O	3:FD:64:VAL:HG13	2.13	0.48
3:FI:87:GLN:HG3	3:FI:89:TYR:CE1	2.49	0.48
3:GE:111:GLU:OE2	3:HE:19:LEU:HD21	2.13	0.48
3:GF:64:VAL:HG11	3:KD:125:ILE:CD1	2.44	0.48
3:GF:84:VAL:O	3:GF:84:VAL:HG23	2.13	0.48
3:GM:61:ASN:HA	3:GM:96:PHE:O	2.14	0.48
3:HC:54:GLN:NE2	3:HD:24:ARG:HB3	2.29	0.48
3:IB:109:ARG:CZ	3:IK:122:ILE:HD12	2.43	0.48
3:JA:97:THR:O	3:JA:100:SER:OG	2.28	0.48
3:JD:26:VAL:HG23	3:JD:33:ALA:N	2.28	0.48
3:JF:21:LEU:HB3	3:JF:35:LEU:HB3	1.95	0.48
3:JG:6:VAL:HG12	3:JG:8:LEU:HD21	1.96	0.48
3:JG:65:GLN:OE1	3:JG:93:THR:OG1	2.31	0.48
3:KE:119:PRO:HA	3:KE:122:ILE:HG12	1.94	0.48
3:KH:122:ILE:HD13	3:KL:109:ARG:CZ	2.44	0.48
3:KH:126:ASP:C	3:KL:102:ASP:OD1	2.52	0.48
3:KM:90:ALA:HB1	3:MF:94:PHE:CE2	2.48	0.48
3:KN:119:PRO:HA	3:KN:122:ILE:HG12	1.96	0.48
3:LA:59:ARG:HB3	3:LA:61:ASN:OD1	2.14	0.48
3:LL:110:THR:CB	3:MB:11:ILE:HD12	2.43	0.48
3:MA:97:THR:N	3:MA:100:SER:HG	2.12	0.48
3:MJ:21:LEU:HD12	3:MJ:21:LEU:N	2.28	0.48
3:ML:27:ASN:OD1	3:ML:29:THR:HG22	2.14	0.48
3:MM:125:ILE:CG2	3:MM:126:ASP:N	2.76	0.48
3:ND:6:VAL:HG12	3:ND:8:LEU:CD2	2.44	0.48
3:NF:109:ARG:HD3	3:NF:110:THR:N	2.29	0.48
3:NI:47:ARG:CZ	3:NI:47:ARG:HB2	2.44	0.48
1:A:205:C:O4'	1:A:205:C:O2	2.30	0.48
1:A:713:U:H2'	1:A:714:C:C6	2.48	0.48
1:A:1323:A:H2'	1:A:1323:A:N3	2.29	0.48
1:A:1587:G:C6	1:A:1588:A:C6	3.01	0.48
1:A:1869:G:O5'	1:A:1869:G:H8	1.97	0.48

Continued on next page...

Continued from previous page...

Atom-1	Atom-2	Interatomic distance (Å)	Clash overlap (Å)
1:A:2598:A:C6	1:A:2655:G:C6	3.02	0.48
1:A:2889:A:H2'	1:A:2890:C:C6	2.47	0.48
1:A:3299:C:H2'	1:A:3300:U:O4'	2.14	0.48
1:A:3706:A:N3	1:A:3733:A:N6	2.61	0.48
1:A:3758:U:P	3:FD:60:LYS:HZ2	2.28	0.48
1:A:3995:U:P	1:A:3997:A:H61	2.37	0.48
2:M:233:ARG:HA	2:M:233:ARG:HH11	1.78	0.48
2:M:351:ASP:OD1	2:M:351:ASP:N	2.45	0.48
3:BB:57:ARG:HG2	3:BB:57:ARG:HH11	1.78	0.48
3:BE:54:GLN:HB2	3:BE:55:PRO:HD2	1.96	0.48
3:BG:41:VAL:HA	3:BG:44:LEU:CD2	2.44	0.48
3:BH:3:LEU:CD1	3:IL:131:ALA:HB1	2.44	0.48
3:BL:102:ASP:OD2	3:CG:126:ASP:O	2.31	0.48
3:BN:79:SER:O	3:DJ:74:CYS:HB3	2.13	0.48
3:CB:91:ASP:OD1	3:CB:91:ASP:O	2.31	0.48
3:CD:125:ILE:HD12	3:HA:94:PHE:CD2	2.47	0.48
3:CN:111:GLU:OE2	3:CN:111:GLU:HA	2.13	0.48
3:DD:62:TYR:HE2	3:DE:42:PRO:CB	2.27	0.48
3:EA:3:LEU:HD23	3:EA:3:LEU:H	1.78	0.48
3:EB:79:SER:HA	3:LM:76:ALA:HA	1.95	0.48
3:EC:8:LEU:HD13	3:LK:115:LEU:HD22	1.93	0.48
3:EG:102:ASP:OD1	3:GC:126:ASP:OD1	2.31	0.48
3:EM:44:LEU:O	3:EM:44:LEU:HD12	2.13	0.48
3:EN:34:SER:C	3:EN:35:LEU:HD22	2.34	0.48
3:FC:96:PHE:HZ	3:GB:125:ILE:HG23	1.79	0.48
3:FI:70:ASN:N	3:FI:87:GLN:OE1	2.46	0.48
3:FJ:132:TYR:OH	3:HF:26:VAL:HG11	2.14	0.48
3:FK:24:ARG:CZ	3:HF:129:ASN:HA	2.44	0.48
3:FN:109:ARG:NH2	3:HB:117:ALA:HA	2.29	0.48
3:GB:115:LEU:HB3	3:GB:121:LEU:HD12	1.96	0.48
3:GC:119:PRO:HA	3:GC:122:ILE:HB	1.96	0.48
3:GF:92:VAL:HG22	3:KD:92:VAL:HG22	1.94	0.48
3:GG:37:GLN:HB2	3:GG:46:LYS:HD3	1.96	0.48
3:GH:128:LEU:HD11	3:KB:105:ARG:NE	2.29	0.48
3:GK:116:LEU:CD1	3:JA:112:LEU:HD22	2.43	0.48
3:IA:75:THR:HG23	3:IA:82:PRO:HG3	1.96	0.48
3:IE:34:SER:C	3:IE:35:LEU:HD12	2.33	0.48
3:IF:18:THR:O	3:IF:19:LEU:HD22	2.14	0.48
3:IH:123:ASP:HB3	3:IH:129:ASN:HD22	1.79	0.48
3:IJ:97:THR:N	3:IJ:100:SER:OG	2.47	0.48
3:IK:43:ALA:C	3:IK:44:LEU:HD22	2.33	0.48

Continued on next page...

Continued from previous page...

Atom-1	Atom-2	Interatomic distance (Å)	Clash overlap (Å)
3:IL:56:SER:OG	3:IL:57:ARG:N	2.46	0.48
3:IM:10:ASN:OD1	3:IM:10:ASN:O	2.32	0.48
3:JD:3:LEU:HD12	3:JD:3:LEU:N	2.29	0.48
3:JD:41:VAL:O	3:JD:44:LEU:HG	2.12	0.48
3:JF:53:SER:OG	3:JF:63:LYS:HB3	2.13	0.48
3:JL:101:THR:HG23	3:JL:104:GLU:H	1.79	0.48
3:KN:18:THR:O	3:KN:19:LEU:HD22	2.14	0.48
3:LB:74:CYS:SG	3:LB:85:THR:HG21	2.53	0.48
3:LI:21:LEU:HB3	3:LI:35:LEU:HB3	1.96	0.48
3:LL:116:LEU:HD23	3:LL:116:LEU:C	2.34	0.48
3:MA:24:ARG:HH12	3:NJ:128:LEU:HB2	1.78	0.48
3:MD:44:LEU:HD13	3:MF:98:GLN:NE2	2.29	0.48
3:ME:48:VAL:HG13	3:ME:68:ILE:CD1	2.44	0.48
3:MF:81:ASP:OD1	3:MF:81:ASP:N	2.45	0.48
3:MH:121:LEU:O	3:MH:125:ILE:HD12	2.13	0.48
3:MI:41:VAL:O	3:MI:45:GLU:OE1	2.32	0.48
3:NC:27:ASN:ND2	3:NC:29:THR:OG1	2.46	0.48
1:A:10:C:O3'	1:A:11:U:O4'	2.31	0.48
1:A:37:A:O2'	1:A:38:C:H5'	2.13	0.48
1:A:458:U:H4'	1:A:459:U:OP2	2.12	0.48
1:A:536:A:P	3:CI:67:LYS:NZ	2.87	0.48
1:A:900:C:O2	1:A:900:C:H2'	2.14	0.48
1:A:1088:A:N1	1:A:1194:C:N4	2.62	0.48
1:A:1262:U:H5	1:A:1285:G:O6	1.96	0.48
1:A:1497:U:H4'	1:A:1498:C:C5	2.49	0.48
1:A:1631:G:H1'	3:BG:57:ARG:HH21	1.79	0.48
1:A:1911:U:O3'	1:A:1912:A:H8	1.97	0.48
1:A:2292:A:C8	1:A:2293:A:C5	3.02	0.48
1:A:2361:A:C2	1:A:2362:C:C5	3.01	0.48
1:A:2418:A:H2'	1:A:2419:U:O4'	2.14	0.48
1:A:3208:U:H2'	1:A:3209:C:O4'	2.14	0.48
1:A:3694:U:H2'	1:A:3695:C:H6	1.78	0.48
3:BD:122:ILE:CA	3:JB:105:ARG:NH2	2.77	0.48
3:BD:125:ILE:O	3:JB:105:ARG:HG3	2.14	0.48
3:BH:65:GLN:HA	3:BH:65:GLN:OE1	2.12	0.48
3:BH:79:SER:C	3:BH:80:CYS:SG	2.92	0.48
3:BL:100:SER:OG	3:BL:105:ARG:NH1	2.46	0.48
3:BN:86:ARG:NH1	3:BN:86:ARG:HB3	2.29	0.48
3:CK:65:GLN:N	3:CK:65:GLN:OE1	2.47	0.48
3:DE:116:LEU:HD11	3:EL:109:ARG:CG	2.43	0.48
3:EE:8:LEU:HG	3:EE:11:ILE:HG13	1.95	0.48

Continued on next page...

Continued from previous page...

Atom-1	Atom-2	Interatomic distance (Å)	Clash overlap (Å)
3:EG:122:ILE:HG22	3:GC:109:ARG:HD2	1.96	0.48
3:EJ:30:ASN:OD1	3:EJ:32:VAL:HG23	2.14	0.48
3:EN:49:THR:OG1	3:EN:67:LYS:CG	2.62	0.48
3:EN:59:ARG:HB3	3:EN:61:ASN:OD1	2.14	0.48
3:FG:110:THR:HB	3:KG:11:ILE:HD12	1.96	0.48
3:FJ:128:LEU:HD11	3:HF:105:ARG:NE	2.29	0.48
3:FM:23:PRO:O	3:FM:24:ARG:HD2	2.13	0.48
3:FN:11:ILE:HG22	3:FN:17:GLN:C	2.34	0.48
3:GA:121:LEU:HA	3:GA:124:ALA:HB3	1.95	0.48
3:GB:8:LEU:HD12	3:GB:19:LEU:HD23	1.96	0.48
3:GC:22:ASN:O	3:GC:24:ARG:NH1	2.47	0.48
3:GG:119:PRO:HA	3:GG:122:ILE:HG12	1.95	0.48
3:GI:115:LEU:C	3:GI:121:LEU:HD12	2.34	0.48
3:GM:55:PRO:HD3	3:GM:62:TYR:CD1	2.49	0.48
3:HA:32:VAL:HG23	3:HA:51:SER:OG	2.14	0.48
3:HB:8:LEU:HD12	3:HB:8:LEU:N	2.29	0.48
3:HE:56:SER:N	3:HE:59:ARG:HB2	2.28	0.48
3:HE:60:LYS:HB2	3:HE:61:ASN:HB2	1.95	0.48
3:HH:127:GLN:HB2	3:HH:129:ASN:OD1	2.14	0.48
3:HN:32:VAL:HG13	3:HN:51:SER:OG	2.14	0.48
3:IB:90:ALA:HB1	3:IK:94:PHE:CE1	2.49	0.48
3:IH:125:ILE:HD11	3:NG:64:VAL:HG11	1.95	0.48
3:IJ:85:THR:HG22	3:IJ:85:THR:O	2.14	0.48
3:IM:3:LEU:CD2	3:JM:131:ALA:HB1	2.44	0.48
3:JD:41:VAL:N	3:JD:42:PRO:CD	2.77	0.48
3:JL:24:ARG:NE	3:JL:36:SER:OG	2.47	0.48
3:KB:96:PHE:CE1	3:KB:105:ARG:HG2	2.49	0.48
3:KE:3:LEU:HD21	3:KE:33:ALA:HB1	1.95	0.48
3:KI:96:PHE:CE2	3:KI:105:ARG:CG	2.97	0.48
3:KK:61:ASN:HA	3:KK:96:PHE:O	2.13	0.48
3:LL:20:VAL:C	3:LL:21:LEU:HD22	2.34	0.48
3:LN:132:TYR:C	3:MI:3:LEU:HD13	2.33	0.48
3:MC:32:VAL:HG12	3:MC:51:SER:HB2	1.95	0.48
3:ME:55:PRO:HD3	3:ME:62:TYR:CD2	2.49	0.48
3:ME:114:ALA:CB	3:NH:8:LEU:HD23	2.43	0.48
3:NB:110:THR:CB	3:NF:11:ILE:HD12	2.43	0.48
3:NI:21:LEU:HD12	3:NI:21:LEU:N	2.29	0.48
3:NI:125:ILE:O	3:NI:128:LEU:HD12	2.14	0.48
1:A:877:C:N3	1:A:923:A:N1	2.62	0.48
1:A:1269:G:C6	1:A:1279:G:C6	3.02	0.48
1:A:1706:G:C6	1:A:1729:U:O4	2.67	0.48

Continued on next page...

Continued from previous page...

Atom-1	Atom-2	Interatomic distance (Å)	Clash overlap (Å)
1:A:1920:G:N2	1:A:1999:G:C5	2.82	0.48
1:A:2195:U:O2'	1:A:2196:G:O4'	2.24	0.48
1:A:2329:C:H2'	1:A:2330:U:H6	1.77	0.48
1:A:2418:A:OP1	2:M:180:ARG:NH2	2.47	0.48
1:A:2604:G:O2'	1:A:2618:A:N6	2.47	0.48
1:A:2635:A:N7	3:GB:56:SER:HA	2.29	0.48
1:A:2641:U:O2'	1:A:2642:G:H5'	2.12	0.48
1:A:2888:U:H2'	1:A:2889:A:O4'	2.14	0.48
1:A:3106:A:H2'	1:A:3107:U:O4'	2.13	0.48
2:M:313:GLU:C	2:M:314:LEU:HD22	2.34	0.48
3:BA:103:GLU:OE1	3:MK:13:LYS:CE	2.61	0.48
3:BA:108:VAL:O	3:BA:111:GLU:HG2	2.13	0.48
3:BC:52:VAL:HG12	3:ND:130:PRO:HA	1.96	0.48
3:BI:126:ASP:N	3:HM:109:ARG:HH22	2.11	0.48
3:BI:129:ASN:OD1	3:HK:24:ARG:HA	2.13	0.48
3:BJ:24:ARG:NH2	3:BJ:43:ALA:O	2.47	0.48
3:BJ:125:ILE:HD11	3:BN:64:VAL:HG11	1.96	0.48
3:CE:41:VAL:O	3:CE:44:LEU:HG	2.13	0.48
3:CK:41:VAL:HG13	3:CK:44:LEU:HD11	1.96	0.48
3:CL:11:ILE:HD12	3:HH:110:THR:OG1	2.14	0.48
3:CM:19:LEU:HD12	3:NA:111:GLU:OE2	2.13	0.48
3:CM:24:ARG:NH2	3:HH:130:PRO:CD	2.76	0.48
3:DB:122:ILE:HD13	3:DK:109:ARG:CZ	2.43	0.48
3:DC:18:THR:O	3:DC:19:LEU:HD22	2.14	0.48
3:DC:124:ALA:O	3:DC:128:LEU:HA	2.13	0.48
3:DD:121:LEU:O	3:DD:125:ILE:HG22	2.13	0.48
3:DE:55:PRO:HB3	3:DE:60:LYS:CD	2.44	0.48
3:DF:11:ILE:HG23	3:DF:17:GLN:HB2	1.96	0.48
3:DI:48:VAL:HG22	3:DI:68:ILE:CD1	2.44	0.48
3:DL:100:SER:HA	3:MN:86:ARG:HH21	1.79	0.48
3:EA:41:VAL:O	3:EA:44:LEU:HG	2.13	0.48
3:EC:127:GLN:C	3:EC:128:LEU:HD12	2.34	0.48
3:FC:105:ARG:HD2	3:GB:128:LEU:HD21	1.95	0.48
3:FF:86:ARG:HH12	3:LF:99:TYR:CB	2.25	0.48
3:FI:79:SER:HA	3:FK:76:ALA:HA	1.95	0.48
3:GA:6:VAL:HG12	3:GA:8:LEU:CD1	2.44	0.48
3:GC:21:LEU:HD23	3:GC:37:GLN:N	2.29	0.48
3:GF:51:SER:HB3	3:GF:65:GLN:HG2	1.95	0.48
3:GG:54:GLN:HB2	3:GG:55:PRO:CD	2.44	0.48
3:GH:79:SER:O	3:GH:80:CYS:SG	2.72	0.48
3:GJ:56:SER:N	3:GJ:59:ARG:HB2	2.28	0.48

Continued on next page...

Continued from previous page...

Atom-1	Atom-2	Interatomic distance (Å)	Clash overlap (Å)
3:GK:55:PRO:HD2	3:GK:62:TYR:CD2	2.48	0.48
3:GM:118:SER:O	3:GM:122:ILE:HG12	2.14	0.48
3:GM:127:GLN:HA	3:GM:127:GLN:OE1	2.14	0.48
3:HA:116:LEU:HD13	3:HA:121:LEU:CD2	2.44	0.48
3:HB:54:GLN:HA	3:HB:62:TYR:CD1	2.49	0.48
3:HM:56:SER:O	3:HM:60:LYS:HD3	2.13	0.48
3:HN:128:LEU:HD22	3:ID:62:TYR:CD2	2.49	0.48
3:IE:56:SER:O	3:IE:60:LYS:HD3	2.13	0.48
3:IH:105:ARG:NE	3:NG:128:LEU:CD1	2.72	0.48
3:JD:68:ILE:CG2	3:JD:90:ALA:HB3	2.44	0.48
3:JE:101:THR:O	3:JE:104:GLU:HG2	2.14	0.48
3:JG:14:ASP:OD1	3:JG:15:GLY:N	2.47	0.48
3:JL:8:LEU:HD22	3:JL:8:LEU:N	2.29	0.48
3:JM:119:PRO:HA	3:JM:122:ILE:CG2	2.44	0.48
3:JN:79:SER:O	3:JN:80:CYS:CB	2.62	0.48
3:KJ:114:ALA:HB1	3:LE:8:LEU:HD12	1.96	0.48
3:KL:79:SER:O	3:KL:80:CYS:CB	2.61	0.48
3:KM:91:ASP:OD1	3:MF:93:THR:O	2.31	0.48
3:LA:116:LEU:HD23	3:MD:113:ALA:HB2	1.96	0.48
3:LE:55:PRO:HA	3:LE:60:LYS:O	2.13	0.48
3:LL:75:THR:O	3:LL:75:THR:HG23	2.14	0.48
3:MB:67:LYS:NZ	3:MB:91:ASP:HB3	2.29	0.48
3:MB:75:THR:HG22	3:MB:82:PRO:CG	2.44	0.48
3:MB:91:ASP:OD1	3:MB:91:ASP:O	2.32	0.48
3:MC:105:ARG:HH22	3:NJ:127:GLN:C	2.16	0.48
3:MH:11:ILE:CG2	3:MH:17:GLN:HG3	2.42	0.48
3:ML:112:LEU:O	3:ML:116:LEU:HD13	2.13	0.48
3:NC:30:ASN:OD1	3:NC:32:VAL:HG23	2.14	0.48
3:NC:32:VAL:HG22	3:NC:51:SER:HB2	1.95	0.48
3:NE:56:SER:O	3:NE:59:ARG:O	2.31	0.48
1:A:2046:G:H22	3:GG:59:ARG:NE	2.12	0.47
1:A:2247:A:P	3:HE:54:GLN:OE1	2.72	0.47
1:A:2903:G:H2'	1:A:2904:A:H8	1.79	0.47
1:A:3105:A:OP2	1:A:3106:A:N7	2.47	0.47
1:A:3169:U:O2	1:A:3213:G:H5''	2.14	0.47
1:A:3309:A:H2'	1:A:3310:U:O4'	2.14	0.47
1:A:3463:U:C2	1:A:3522:G:C2	3.02	0.47
1:A:3546:A:C5	3:KF:67:LYS:CE	2.97	0.47
1:A:3582:U:H2'	1:A:3582:U:O2	2.14	0.47
1:A:3960:G:C5	1:A:3961:A:N7	2.82	0.47
1:A:4152:G:H2'	1:A:4153:U:C6	2.49	0.47

Continued on next page...

Continued from previous page...

Atom-1	Atom-2	Interatomic distance (Å)	Clash overlap (Å)
2:M:56:VAL:HG13	2:M:118:ARG:NH2	2.29	0.47
2:M:228:HIS:CD2	2:M:232:GLN:OE1	2.67	0.47
3:D:48:VAL:HG22	3:D:68:ILE:HG23	1.96	0.47
3:BA:24:ARG:HB2	3:BA:34:SER:OG	2.14	0.47
3:BC:2:LYS:HA	3:ND:132:TYR:OXT	2.14	0.47
3:BE:11:ILE:HD11	3:CE:111:GLU:CA	2.44	0.47
3:BG:130:PRO:HB3	3:IA:52:VAL:HG12	1.95	0.47
3:BJ:3:LEU:HG	3:BJ:23:PRO:HB3	1.94	0.47
3:BL:114:ALA:CB	3:CG:8:LEU:HD23	2.44	0.47
3:CH:112:LEU:HD11	3:HL:92:VAL:CG2	2.44	0.47
3:CJ:25:GLY:HA2	3:DI:132:TYR:HE2	1.77	0.47
3:CJ:87:GLN:N	3:CJ:87:GLN:OE1	2.47	0.47
3:CJ:100:SER:HA	3:HJ:86:ARG:HH21	1.78	0.47
3:CM:1:ALA:N	3:NA:123:ASP:OD2	2.38	0.47
3:CM:132:TYR:OH	3:MN:26:VAL:O	2.32	0.47
3:DA:96:PHE:HB3	3:DA:100:SER:OG	2.14	0.47
3:DB:111:GLU:OE2	3:DK:68:ILE:HD13	2.14	0.47
3:DF:4:GLU:N	3:DF:4:GLU:OE1	2.47	0.47
3:DF:118:SER:OG	3:DF:119:PRO:HD2	2.14	0.47
3:DH:74:CYS:O	3:DH:74:CYS:SG	2.72	0.47
3:DL:13:LYS:HD2	3:MN:103:GLU:OE1	2.14	0.47
3:DN:8:LEU:HD21	3:ML:118:SER:HB2	1.96	0.47
3:FB:73:ALA:CB	3:FB:84:VAL:HA	2.43	0.47
3:FD:129:ASN:OD1	3:LF:24:ARG:NE	2.47	0.47
3:FF:86:ARG:NH2	3:LF:99:TYR:C	2.67	0.47
3:FF:125:ILE:HD13	3:LF:64:VAL:HG11	1.95	0.47
3:FH:21:LEU:HD23	3:FH:37:GLN:HA	1.96	0.47
3:FM:119:PRO:O	3:FM:122:ILE:HG12	2.14	0.47
3:FN:122:ILE:HG12	3:HB:109:ARG:HH12	1.79	0.47
3:GE:96:PHE:CD1	3:GE:105:ARG:CD	2.96	0.47
3:GM:60:LYS:HB3	3:GM:61:ASN:CB	2.44	0.47
3:GN:47:ARG:HD3	3:GN:69:GLN:NE2	2.29	0.47
3:HL:55:PRO:HD3	3:HL:62:TYR:CE1	2.49	0.47
3:IA:118:SER:OG	3:IA:119:PRO:HD2	2.14	0.47
3:IC:11:ILE:HD11	3:JN:111:GLU:N	2.29	0.47
3:IH:122:ILE:CD1	3:NG:109:ARG:CZ	2.91	0.47
3:IL:60:LYS:HB2	3:IL:61:ASN:CB	2.44	0.47
3:JD:32:VAL:HG13	3:JD:51:SER:HG	1.77	0.47
3:JI:20:VAL:O	3:JI:20:VAL:HG23	2.14	0.47
3:JI:23:PRO:O	3:JI:24:ARG:NH1	2.47	0.47
3:JN:109:ARG:CG	3:JN:110:THR:N	2.75	0.47

Continued on next page...

Continued from previous page...

Atom-1	Atom-2	Interatomic distance (Å)	Clash overlap (Å)
3:KA:98:GLN:OE1	3:KA:99:TYR:CD2	2.67	0.47
3:KJ:52:VAL:HG12	3:KJ:64:VAL:HG22	1.96	0.47
3:KK:86:ARG:NH1	3:MH:99:TYR:HB2	2.29	0.47
3:LA:126:ASP:O	3:MD:105:ARG:NH2	2.47	0.47
3:LK:103:GLU:O	3:LK:107:PHE:CD2	2.66	0.47
3:MC:130:PRO:HD2	3:NH:25:GLY:CA	2.44	0.47
3:ML:55:PRO:HD3	3:ML:62:TYR:CE2	2.49	0.47
3:MM:6:VAL:HG12	3:MM:8:LEU:HD22	1.96	0.47
3:NA:55:PRO:HA	3:NA:60:LYS:O	2.14	0.47
3:NG:125:ILE:O	3:NG:128:LEU:HD12	2.14	0.47
3:NJ:35:LEU:HD12	3:NJ:35:LEU:N	2.29	0.47
1:A:400:A:C2	3:DJ:89:TYR:CD2	3.02	0.47
1:A:623:A:C2	1:A:626:C:N3	2.83	0.47
1:A:1014:C:OP1	1:A:3195:A:C2	2.66	0.47
1:A:1413:C:H2'	1:A:1414:C:O4'	2.14	0.47
1:A:1655:G:H2'	1:A:1656:G:C8	2.49	0.47
1:A:2359:A:H4'	1:A:2360:G:N7	2.29	0.47
1:A:2924:A:O2'	3:FM:57:ARG:CZ	2.62	0.47
1:A:3371:U:O2'	1:A:3372:C:O4'	2.23	0.47
1:A:3602:G:N2	1:A:3603:A:H62	2.13	0.47
2:M:208:TYR:OH	2:M:306:ASN:O	2.32	0.47
3:BA:60:LYS:N	3:BA:61:ASN:HB3	2.28	0.47
3:BD:41:VAL:HG13	3:BD:44:LEU:HD11	1.95	0.47
3:BK:115:LEU:CD1	3:HK:48:VAL:HG11	2.37	0.47
3:BM:84:VAL:O	3:BM:84:VAL:HG13	2.14	0.47
3:CA:119:PRO:HA	3:CA:122:ILE:CG1	2.44	0.47
3:CC:86:ARG:HH12	3:DF:100:SER:CA	2.26	0.47
3:CC:92:VAL:HG21	3:DF:112:LEU:HD11	1.96	0.47
3:CF:116:LEU:HA	3:CF:121:LEU:HD12	1.94	0.47
3:CH:60:LYS:HB2	3:CH:61:ASN:HB2	1.95	0.47
3:CI:128:LEU:HD11	3:DI:105:ARG:NE	2.29	0.47
3:DA:30:ASN:OD1	3:DA:32:VAL:HG23	2.14	0.47
3:DC:55:PRO:HD3	3:DC:62:TYR:CE2	2.49	0.47
3:DH:32:VAL:HG12	3:DH:51:SER:HB2	1.96	0.47
3:DN:8:LEU:HD13	3:ML:114:ALA:HB3	1.95	0.47
3:EB:32:VAL:HG22	3:EB:51:SER:CB	2.38	0.47
3:ED:30:ASN:OD1	3:ED:30:ASN:C	2.53	0.47
3:EG:115:LEU:CD2	3:GC:8:LEU:HD11	2.44	0.47
3:EI:125:ILE:CD1	3:GA:109:ARG:HG2	2.41	0.47
3:EI:132:TYR:N	3:GA:3:LEU:HD23	2.28	0.47
3:EJ:52:VAL:HG12	3:EJ:64:VAL:HG13	1.96	0.47

Continued on next page...

Continued from previous page...

Atom-1	Atom-2	Interatomic distance (Å)	Clash overlap (Å)
3:FK:24:ARG:C	3:FK:24:ARG:HE	2.17	0.47
3:FN:46:LYS:HZ1	3:HB:107:PHE:HZ	1.58	0.47
3:GF:42:PRO:HA	3:GF:45:GLU:CD	2.34	0.47
3:GH:74:CYS:SG	3:KC:79:SER:O	2.71	0.47
3:GH:112:LEU:CD2	3:KB:116:LEU:HD11	2.44	0.47
3:GJ:103:GLU:N	3:GJ:103:GLU:OE1	2.31	0.47
3:GK:86:ARG:NH2	3:JA:99:TYR:O	2.47	0.47
3:HC:91:ASP:OD2	3:HC:91:ASP:O	2.31	0.47
3:HJ:11:ILE:HG23	3:HJ:17:GLN:HB2	1.95	0.47
3:HM:55:PRO:HA	3:HM:60:LYS:O	2.13	0.47
3:HM:121:LEU:HA	3:HM:124:ALA:HB3	1.96	0.47
3:ID:21:LEU:HD12	3:ID:37:GLN:N	2.29	0.47
3:IH:115:LEU:HD11	3:IH:121:LEU:CD2	2.43	0.47
3:IJ:119:PRO:HA	3:IJ:122:ILE:HG13	1.96	0.47
3:IK:116:LEU:HD23	3:IK:121:LEU:HD13	1.95	0.47
3:IM:92:VAL:HG22	3:JM:92:VAL:HG22	1.95	0.47
3:IM:97:THR:N	3:IM:100:SER:HG	2.12	0.47
3:IN:11:ILE:CG2	3:IN:17:GLN:HB2	2.43	0.47
3:JF:11:ILE:HD12	3:KA:110:THR:HB	1.97	0.47
3:JL:55:PRO:HB3	3:JL:60:LYS:HB3	1.95	0.47
3:KA:11:ILE:HG23	3:KA:17:GLN:HB3	1.96	0.47
3:LK:68:ILE:HD12	3:LK:68:ILE:N	2.29	0.47
3:LL:96:PHE:CE2	3:LL:105:ARG:HG2	2.50	0.47
3:MA:24:ARG:HB3	3:MA:34:SER:HB2	1.96	0.47
3:MC:97:THR:HG21	3:NJ:86:ARG:HG3	1.95	0.47
3:MJ:60:LYS:H	3:MJ:61:ASN:HB3	1.79	0.47
3:NC:95:SER:O	3:NC:96:PHE:CD1	2.68	0.47
3:NE:97:THR:O	3:NE:100:SER:OG	2.31	0.47
3:NJ:87:GLN:HB3	3:NJ:89:TYR:CZ	2.49	0.47
1:A:123:G:OP1	3:LL:57:ARG:O	2.32	0.47
1:A:864:C:H2'	1:A:864:C:O2	2.14	0.47
1:A:2515:U:H2'	1:A:2516:C:C6	2.49	0.47
1:A:2910:G:C6	1:A:2933:A:N1	2.82	0.47
1:A:3282:G:C5	1:A:3283:A:C5	3.03	0.47
1:A:3582:U:O2	1:A:3583:A:C1'	2.63	0.47
1:A:4008:A:C5	1:A:4009:U:C5	3.02	0.47
1:A:4071:C:H2'	1:A:4072:C:C6	2.49	0.47
2:M:22:LEU:HD11	2:M:81:THR:HA	1.96	0.47
3:BC:6:VAL:HG12	3:BC:8:LEU:HD11	1.96	0.47
3:BE:11:ILE:HD11	3:CE:111:GLU:N	2.29	0.47
3:BH:100:SER:C	3:IL:86:ARG:NH2	2.67	0.47

Continued on next page...

Continued from previous page...

Atom-1	Atom-2	Interatomic distance (Å)	Clash overlap (Å)
3:BH:114:ALA:CB	3:IL:8:LEU:HD12	2.42	0.47
3:BI:56:SER:OG	3:BI:59:ARG:NE	2.47	0.47
3:BI:105:ARG:CD	3:HM:128:LEU:HD11	2.43	0.47
3:BJ:13:LYS:NZ	3:BN:103:GLU:HA	2.28	0.47
3:BJ:96:PHE:CE1	3:BN:125:ILE:HD11	2.49	0.47
3:BK:24:ARG:HB3	3:BK:34:SER:O	2.14	0.47
3:BK:102:ASP:OD2	3:HK:13:LYS:NZ	2.35	0.47
3:BK:111:GLU:OE1	3:HK:68:ILE:CD1	2.61	0.47
3:BM:24:ARG:HB2	3:BM:34:SER:OG	2.14	0.47
3:BM:53:SER:OG	3:BM:63:LYS:HB2	2.15	0.47
3:CC:79:SER:HA	3:HC:75:THR:O	2.15	0.47
3:CG:87:GLN:N	3:CG:87:GLN:OE1	2.48	0.47
3:CH:11:ILE:CG2	3:CH:17:GLN:HG2	2.44	0.47
3:CH:99:TYR:O	3:HL:86:ARG:NH1	2.47	0.47
3:CI:127:GLN:O	3:DJ:24:ARG:NH2	2.39	0.47
3:CL:19:LEU:HD11	3:HH:107:PHE:CZ	2.49	0.47
3:CM:81:ASP:O	3:CM:81:ASP:OD1	2.32	0.47
3:CN:6:VAL:HG12	3:CN:8:LEU:CD2	2.44	0.47
3:DA:99:TYR:OH	3:DB:82:PRO:CD	2.61	0.47
3:DB:112:LEU:HD13	3:DK:68:ILE:HD11	1.94	0.47
3:DD:24:ARG:CZ	3:EN:129:ASN:OD1	2.62	0.47
3:DG:116:LEU:HD12	3:EJ:109:ARG:HG3	1.95	0.47
3:DM:71:PRO:HG3	3:DM:87:GLN:HE22	1.79	0.47
3:DN:115:LEU:HD22	3:ML:8:LEU:HD11	1.95	0.47
3:EA:55:PRO:HD3	3:EA:62:TYR:CD2	2.49	0.47
3:EG:128:LEU:CD2	3:GC:62:TYR:CE2	2.96	0.47
3:EG:130:PRO:HA	3:GC:52:VAL:HG21	1.96	0.47
3:EM:60:LYS:HB2	3:EM:61:ASN:HB2	1.95	0.47
3:EN:119:PRO:O	3:EN:122:ILE:HB	2.14	0.47
3:FC:112:LEU:HD21	3:GB:92:VAL:HG21	1.96	0.47
3:FI:109:ARG:HH22	3:KE:122:ILE:C	2.14	0.47
3:FN:49:THR:OG1	3:FN:67:LYS:HB2	2.14	0.47
3:GA:111:GLU:O	3:GA:115:LEU:HD23	2.14	0.47
3:GA:127:GLN:HB2	3:GA:129:ASN:ND2	2.30	0.47
3:GK:96:PHE:CE1	3:GK:105:ARG:HD2	2.49	0.47
3:HI:112:LEU:HD11	3:II:92:VAL:HG21	1.97	0.47
3:HN:132:TYR:O	3:ID:2:LYS:HD2	2.14	0.47
3:IA:77:ASN:O	3:ID:77:ASN:ND2	2.46	0.47
3:IC:132:TYR:CZ	3:JN:26:VAL:HG11	2.50	0.47
3:ID:26:VAL:HG23	3:ID:32:VAL:C	2.35	0.47
3:IE:105:ARG:CD	3:JL:128:LEU:HD11	2.44	0.47

Continued on next page...

Continued from previous page...

Atom-1	Atom-2	Interatomic distance (Å)	Clash overlap (Å)
3:IG:54:GLN:NE2	3:IH:24:ARG:HB3	2.30	0.47
3:IH:37:GLN:HB3	3:IH:45:GLU:OE2	2.14	0.47
3:IJ:49:THR:OG1	3:IJ:67:LYS:HB2	2.15	0.47
3:IJ:110:THR:CB	3:NE:11:ILE:HD12	2.45	0.47
3:JD:22:ASN:OD1	3:JD:23:PRO:N	2.48	0.47
3:JH:102:ASP:OD2	3:JH:103:GLU:N	2.47	0.47
3:JJ:119:PRO:O	3:JJ:122:ILE:HG12	2.14	0.47
3:JJ:131:ALA:O	3:JJ:132:TYR:CD1	2.68	0.47
3:KB:84:VAL:O	3:KB:84:VAL:HG13	2.14	0.47
3:KM:52:VAL:CG2	3:MF:130:PRO:HA	2.43	0.47
3:KM:128:LEU:HD23	3:MF:105:ARG:CZ	2.45	0.47
3:LA:86:ARG:CZ	3:MD:100:SER:HA	2.45	0.47
3:LC:24:ARG:HB2	3:LC:34:SER:OG	2.13	0.47
3:LH:49:THR:HG22	3:LH:67:LYS:HZ3	1.80	0.47
3:LM:63:LYS:HZ1	3:LM:94:PHE:C	2.18	0.47
3:LN:116:LEU:O	3:MI:109:ARG:NE	2.47	0.47
3:MI:55:PRO:HB2	3:MI:60:LYS:HG3	1.96	0.47
3:NA:81:ASP:O	3:NA:81:ASP:OD1	2.33	0.47
3:NB:24:ARG:HB2	3:NB:34:SER:OG	2.15	0.47
3:NB:62:TYR:HD1	3:NF:128:LEU:CD2	2.27	0.47
1:A:71:U:H2'	1:A:72:A:C8	2.49	0.47
1:A:548:U:O2	1:A:549:U:C4	2.67	0.47
1:A:702:C:C2	1:A:703:U:C5	3.02	0.47
1:A:1338:U:H2'	1:A:1339:U:O4'	2.14	0.47
1:A:1594:C:H5'	1:A:1595:C:OP2	2.14	0.47
1:A:1621:U:H2'	1:A:1622:G:H8	1.79	0.47
1:A:1798:C:H2'	1:A:1799:G:C8	2.49	0.47
1:A:2195:U:H2'	1:A:2196:G:C8	2.49	0.47
1:A:2242:C:N4	1:A:2243:A:H62	2.12	0.47
1:A:2445:U:C4	1:A:2479:A:C4	3.02	0.47
1:A:3328:G:H2'	1:A:3329:U:O4'	2.14	0.47
1:A:3480:U:H2'	1:A:3481:A:O4'	2.14	0.47
1:A:3645:U:C4	1:A:3646:G:C5	3.03	0.47
1:A:3990:A:N1	1:A:3991:G:C6	2.82	0.47
1:A:4056:A:C2	1:A:4057:G:C5	3.03	0.47
3:BC:86:ARG:NH2	3:ND:99:TYR:O	2.47	0.47
3:BE:48:VAL:HG22	3:BE:68:ILE:CD1	2.44	0.47
3:BF:56:SER:CB	3:BF:59:ARG:HE	2.24	0.47
3:BF:132:TYR:CG	3:IL:26:VAL:HG12	2.49	0.47
3:BI:43:ALA:C	3:BI:44:LEU:HD22	2.34	0.47
3:BI:62:TYR:HD2	3:HM:128:LEU:CD2	2.27	0.47

Continued on next page...

Continued from previous page...

Atom-1	Atom-2	Interatomic distance (Å)	Clash overlap (Å)
3:CC:2:LYS:O	3:CC:4:GLU:OE1	2.32	0.47
3:CC:100:SER:HA	3:DF:86:ARG:HH21	1.80	0.47
3:CG:6:VAL:CG1	3:CG:8:LEU:HD11	2.34	0.47
3:CJ:44:LEU:O	3:CJ:44:LEU:HG	2.13	0.47
3:CL:97:THR:N	3:CL:100:SER:OG	2.47	0.47
3:CM:11:ILE:CG2	3:CM:17:GLN:HB2	2.45	0.47
3:DE:55:PRO:HG3	3:DE:62:TYR:HE1	1.78	0.47
3:DF:18:THR:O	3:DF:19:LEU:HD22	2.13	0.47
3:DL:114:ALA:HB1	3:MN:8:LEU:HD22	1.95	0.47
3:ED:44:LEU:O	3:ED:44:LEU:HD12	2.14	0.47
3:FD:10:ASN:ND2	3:FD:15:GLY:O	2.37	0.47
3:FG:123:ASP:O	3:FG:127:GLN:HB2	2.14	0.47
3:FI:34:SER:C	3:FI:35:LEU:HD22	2.35	0.47
3:GD:127:GLN:HB2	3:GD:129:ASN:ND2	2.29	0.47
3:GE:109:ARG:NH2	3:HE:126:ASP:CG	2.68	0.47
3:GK:68:ILE:HB	3:GK:90:ALA:HB3	1.97	0.47
3:IA:15:GLY:O	3:IA:16:LYS:HD3	2.13	0.47
3:IB:101:THR:O	3:IB:104:GLU:HG2	2.14	0.47
3:IC:6:VAL:HG12	3:IC:8:LEU:HD22	1.95	0.47
3:IC:32:VAL:HG13	3:IC:51:SER:HG	1.79	0.47
3:IF:110:THR:OG1	3:NI:11:ILE:HD12	2.14	0.47
3:IF:126:ASP:O	3:NI:105:ARG:NH2	2.45	0.47
3:IG:111:GLU:N	3:JJ:11:ILE:HD11	2.28	0.47
3:II:119:PRO:HA	3:II:122:ILE:HG12	1.96	0.47
3:IK:87:GLN:CG	3:IK:89:TYR:CE2	2.97	0.47
3:IL:6:VAL:HG12	3:IL:8:LEU:CD2	2.44	0.47
3:IM:105:ARG:NE	3:JM:128:LEU:HD11	2.30	0.47
3:JA:24:ARG:HB2	3:JA:34:SER:OG	2.14	0.47
3:JD:119:PRO:HA	3:JD:122:ILE:HG12	1.95	0.47
3:JM:34:SER:O	3:JM:35:LEU:HD22	2.14	0.47
3:JM:131:ALA:O	3:JM:132:TYR:CD1	2.67	0.47
3:JN:47:ARG:NH2	3:JN:69:GLN:OE1	2.46	0.47
3:KM:103:GLU:N	3:MF:13:LYS:NZ	2.63	0.47
3:KN:52:VAL:HG23	3:KN:52:VAL:O	2.14	0.47
3:MA:85:THR:HG22	3:MA:85:THR:O	2.13	0.47
3:NJ:20:VAL:O	3:NJ:20:VAL:HG23	2.13	0.47
1:A:895:G:H2'	1:A:896:C:C6	2.49	0.47
1:A:942:U:C2	1:A:945:G:C2	3.02	0.47
1:A:1031:G:O2'	1:A:1033:U:OP2	2.19	0.47
1:A:1295:U:C4	3:BK:57:ARG:CZ	2.98	0.47
1:A:1312:G:H5''	3:GM:60:LYS:HB2	1.96	0.47

Continued on next page...

Continued from previous page...

Atom-1	Atom-2	Interatomic distance (Å)	Clash overlap (Å)
1:A:1447:C:H2'	1:A:1448:G:C8	2.50	0.47
1:A:1718:U:O4'	3:IC:60:LYS:NZ	2.43	0.47
1:A:1726:A:H2'	1:A:1727:G:O4'	2.13	0.47
1:A:1874:U:C2'	1:A:1875:U:H5'	2.45	0.47
1:A:1959:G:HO2'	3:JK:57:ARG:H	1.60	0.47
1:A:2394:U:H2'	1:A:2395:U:O4'	2.15	0.47
1:A:2411:C:H4'	1:A:2412:A:OP1	2.14	0.47
1:A:2492:C:O2'	1:A:2493:U:P	2.73	0.47
1:A:2765:A:O2'	1:A:2766:A:OP1	2.31	0.47
1:A:2798:G:C2	1:A:2799:C:C2	3.03	0.47
1:A:2833:C:H2'	1:A:2834:G:C8	2.50	0.47
1:A:2924:A:H2'	1:A:2925:G:C8	2.50	0.47
1:A:3427:A:H2'	1:A:3428:C:C6	2.50	0.47
1:A:3551:C:O2	1:A:3551:C:H2'	2.14	0.47
1:A:4148:A:H2'	1:A:4149:A:O4'	2.14	0.47
1:A:4161:U:C4	1:A:4162:U:C2	3.03	0.47
3:BD:128:LEU:N	3:BD:128:LEU:HD12	2.30	0.47
3:CB:41:VAL:O	3:CB:44:LEU:HG	2.15	0.47
3:CC:79:SER:O	3:CC:80:CYS:HB3	2.15	0.47
3:CD:86:ARG:CZ	3:HA:99:TYR:O	2.63	0.47
3:CF:125:ILE:HG13	3:GM:96:PHE:HE1	1.79	0.47
3:CG:81:ASP:OD1	3:CG:81:ASP:O	2.32	0.47
3:CH:121:LEU:CD2	3:HL:66:VAL:HG21	2.45	0.47
3:CI:54:GLN:OE1	3:CI:54:GLN:N	2.36	0.47
3:CI:105:ARG:CD	3:DI:128:LEU:HD11	2.44	0.47
3:CM:8:LEU:HD13	3:NA:115:LEU:HD22	1.95	0.47
3:DA:3:LEU:CD2	3:MM:131:ALA:HB1	2.44	0.47
3:DA:3:LEU:HD23	3:MM:131:ALA:HB1	1.95	0.47
3:DC:34:SER:O	3:DC:35:LEU:HD22	2.14	0.47
3:DC:111:GLU:O	3:DC:115:LEU:CD1	2.63	0.47
3:DH:52:VAL:HG12	3:DH:64:VAL:HG13	1.97	0.47
3:DJ:46:LYS:HD2	3:DJ:70:ASN:OD1	2.14	0.47
3:DJ:97:THR:N	3:DJ:100:SER:OG	2.47	0.47
3:EB:116:LEU:HD23	3:EB:116:LEU:C	2.34	0.47
3:EC:27:ASN:ND2	3:EC:30:ASN:OD1	2.47	0.47
3:ED:94:PHE:CE1	3:EH:125:ILE:HD11	2.49	0.47
3:EE:11:ILE:HD12	3:LI:110:THR:O	2.15	0.47
3:EI:81:ASP:O	3:EI:83:SER:N	2.47	0.47
3:EI:109:ARG:NH2	3:GA:126:ASP:OD1	2.47	0.47
3:EJ:61:ASN:HA	3:EJ:96:PHE:O	2.13	0.47
3:EM:41:VAL:O	3:EM:44:LEU:HG	2.13	0.47

Continued on next page...

Continued from previous page...

Atom-1	Atom-2	Interatomic distance (Å)	Clash overlap (Å)
3:EN:54:GLN:HB3	3:EN:55:PRO:HD2	1.95	0.47
3:FD:21:LEU:HD23	3:FD:37:GLN:HB2	1.96	0.47
3:FE:11:ILE:HG22	3:FE:17:GLN:O	2.15	0.47
3:FF:86:ARG:NH2	3:LF:99:TYR:HB2	2.30	0.47
3:FI:111:GLU:N	3:KE:11:ILE:HD11	2.29	0.47
3:FJ:97:THR:C	3:FJ:100:SER:HG	2.16	0.47
3:FJ:97:THR:N	3:FJ:100:SER:OG	2.48	0.47
3:FK:2:LYS:HD3	3:FK:3:LEU:O	2.14	0.47
3:FN:52:VAL:O	3:FN:52:VAL:HG13	2.14	0.47
3:GD:6:VAL:HG12	3:GD:8:LEU:HD21	1.96	0.47
3:GF:116:LEU:CD1	3:KD:109:ARG:HG3	2.42	0.47
3:GJ:52:VAL:CG2	3:GN:130:PRO:HA	2.45	0.47
3:GK:76:ALA:HA	3:JB:79:SER:HA	1.96	0.47
3:HI:21:LEU:HD23	3:HI:36:SER:C	2.35	0.47
3:HI:98:GLN:NE2	3:HJ:43:ALA:HA	2.29	0.47
3:IA:41:VAL:O	3:IA:41:VAL:HG13	2.14	0.47
3:IA:96:PHE:CZ	3:IA:105:ARG:HG2	2.49	0.47
3:IB:123:ASP:OD2	3:IB:129:ASN:HB3	2.14	0.47
3:IC:71:PRO:CB	3:IC:87:GLN:HE22	2.27	0.47
3:IE:77:ASN:ND2	3:JJ:78:GLY:HA2	2.29	0.47
3:IG:125:ILE:HG13	3:IG:126:ASP:N	2.30	0.47
3:IJ:54:GLN:HB2	3:IJ:55:PRO:HD2	1.97	0.47
3:JH:26:VAL:O	3:LB:132:TYR:OH	2.33	0.47
3:JH:28:PRO:HB3	3:LB:132:TYR:CE1	2.50	0.47
3:JI:92:VAL:HG21	3:LB:112:LEU:HD11	1.96	0.47
3:JI:99:TYR:O	3:LB:86:ARG:NH2	2.46	0.47
3:JI:110:THR:OG1	3:LB:11:ILE:HD12	2.14	0.47
3:JJ:19:LEU:HD21	3:JJ:21:LEU:HD21	1.97	0.47
3:JK:55:PRO:CG	3:JK:62:TYR:HE1	2.27	0.47
3:KH:131:ALA:HB1	3:KL:3:LEU:CD2	2.45	0.47
3:KJ:65:GLN:OE1	3:KJ:93:THR:HG22	2.13	0.47
3:LE:3:LEU:HD23	3:LE:3:LEU:H	1.78	0.47
3:LF:22:ASN:OD1	3:LF:22:ASN:O	2.33	0.47
3:LL:65:GLN:OE1	3:LL:93:THR:HG23	2.15	0.47
3:LM:34:SER:O	3:LM:35:LEU:HD22	2.14	0.47
3:LN:37:GLN:CA	3:LN:45:GLU:OE2	2.63	0.47
3:MC:122:ILE:HA	3:NJ:109:ARG:NH2	2.29	0.47
3:MF:125:ILE:HG23	3:MF:126:ASP:N	2.29	0.47
3:MJ:99:TYR:OH	3:MK:84:VAL:N	2.34	0.47
3:MM:99:TYR:HH	3:MN:84:VAL:N	2.10	0.47
3:NF:84:VAL:HG22	3:NF:87:GLN:HE21	1.79	0.47

Continued on next page...

Continued from previous page...

Atom-1	Atom-2	Interatomic distance (Å)	Clash overlap (Å)
1:A:377:G:H2'	1:A:378:C:O4'	2.14	0.47
1:A:807:A:C2	1:A:2458:A:N3	2.83	0.47
1:A:916:G:H2'	1:A:917:U:O4'	2.14	0.47
1:A:1130:C:H42	1:A:1152:A:N6	2.12	0.47
1:A:1311:C:H2'	1:A:1312:G:C4	2.50	0.47
1:A:2288:G:H5''	3:GJ:59:ARG:NH2	2.30	0.47
1:A:2557:A:H2'	1:A:2558:U:C2	2.50	0.47
1:A:2611:A:H2'	1:A:2612:U:O4'	2.15	0.47
1:A:2848:A:H2'	1:A:2849:C:C6	2.49	0.47
1:A:3124:A:N1	1:A:3125:G:C6	2.82	0.47
1:A:3247:U:N3	1:A:3249:A:O4'	2.48	0.47
1:A:3341:G:HO2'	1:A:3342:C:C1'	2.23	0.47
1:A:3555:U:HO2'	1:A:3556:A:C5'	2.27	0.47
1:A:3590:U:C4	1:A:3661:G:O6	2.67	0.47
1:A:3697:A:OP2	3:LK:59:ARG:NH2	2.48	0.47
1:A:4191:G:O6	1:A:4192:G:N1	2.48	0.47
2:M:81:THR:O	2:M:383:ARG:NH2	2.47	0.47
2:M:394:LEU:HD21	2:M:396:LEU:HD21	1.96	0.47
3:BA:131:ALA:HB1	3:MK:3:LEU:HD22	1.96	0.47
3:BB:11:ILE:HG23	3:BB:17:GLN:HB2	1.97	0.47
3:BB:118:SER:O	3:BB:122:ILE:HG13	2.14	0.47
3:BD:2:LYS:NZ	3:BD:4:GLU:OE2	2.46	0.47
3:BF:86:ARG:NH1	3:IN:99:TYR:O	2.37	0.47
3:BI:114:ALA:HB1	3:HM:8:LEU:HD12	1.97	0.47
3:BJ:62:TYR:CD1	3:BN:128:LEU:HD23	2.49	0.47
3:BJ:114:ALA:C	3:BN:8:LEU:HD11	2.35	0.47
3:BK:61:ASN:ND2	3:BK:96:PHE:O	2.47	0.47
3:BL:18:THR:C	3:BL:19:LEU:HD12	2.33	0.47
3:BL:114:ALA:HB3	3:CG:8:LEU:HD23	1.96	0.47
3:CD:62:TYR:CD1	3:HA:128:LEU:HD23	2.50	0.47
3:CF:37:GLN:CA	3:CF:45:GLU:OE2	2.61	0.47
3:CH:26:VAL:HG21	3:HJ:132:TYR:CD2	2.49	0.47
3:CI:24:ARG:NH2	3:HL:127:GLN:O	2.41	0.47
3:CK:114:ALA:HB1	3:NC:8:LEU:HD22	1.96	0.47
3:CK:132:TYR:HE1	3:NC:26:VAL:HG11	1.79	0.47
3:CL:116:LEU:HD11	3:HH:109:ARG:HG3	1.95	0.47
3:CN:13:LYS:NZ	3:DD:103:GLU:HG2	2.30	0.47
3:CN:86:ARG:NH2	3:DD:97:THR:HG23	2.30	0.47
3:CN:106:ALA:N	3:DD:126:ASP:OD1	2.47	0.47
3:DA:120:LEU:HD11	3:MM:2:LYS:O	2.15	0.47
3:DA:127:GLN:C	3:DA:128:LEU:HD12	2.34	0.47

Continued on next page...

Continued from previous page...

Atom-1	Atom-2	Interatomic distance (Å)	Clash overlap (Å)
3:DC:41:VAL:HG13	3:DC:44:LEU:HD21	1.97	0.47
3:DE:59:ARG:HG2	3:DE:61:ASN:ND2	2.29	0.47
3:DG:3:LEU:HD22	3:EJ:131:ALA:HB1	1.95	0.47
3:DG:119:PRO:HA	3:DG:122:ILE:HD12	1.97	0.47
3:DL:56:SER:OG	3:DL:57:ARG:N	2.47	0.47
3:DM:11:ILE:HD12	3:EM:110:THR:CB	2.44	0.47
3:DN:3:LEU:HD23	3:ML:132:TYR:CA	2.45	0.47
3:EB:26:VAL:O	3:LK:132:TYR:OH	2.27	0.47
3:EF:24:ARG:NH1	3:LI:129:ASN:HA	2.29	0.47
3:EI:128:LEU:CD2	3:GA:62:TYR:CD1	2.97	0.47
3:EJ:6:VAL:HG12	3:EJ:8:LEU:HD22	1.96	0.47
3:EJ:55:PRO:O	3:EJ:56:SER:OG	2.28	0.47
3:FF:11:ILE:HG13	3:LF:110:THR:CB	2.43	0.47
3:FG:80:CYS:SG	3:LF:85:THR:HG21	2.55	0.47
3:FH:128:LEU:HD23	3:FK:105:ARG:NH1	2.29	0.47
3:FI:26:VAL:HG11	3:KE:132:TYR:CZ	2.49	0.47
3:FI:109:ARG:HH21	3:KE:125:ILE:CG2	2.27	0.47
3:FJ:13:LYS:NZ	3:HF:103:GLU:HA	2.29	0.47
3:FJ:34:SER:O	3:FJ:35:LEU:HD22	2.14	0.47
3:FL:129:ASN:ND2	3:HB:24:ARG:HA	2.29	0.47
3:FM:102:ASP:OD1	3:FM:102:ASP:N	2.48	0.47
3:GF:132:TYR:OH	3:KC:26:VAL:O	2.33	0.47
3:GI:130:PRO:HG2	3:JA:25:GLY:HA3	1.96	0.47
3:GJ:131:ALA:HB1	3:GN:3:LEU:HD22	1.97	0.47
3:GL:26:VAL:HG21	3:HG:132:TYR:HD1	1.79	0.47
3:IC:14:ASP:O	3:IC:14:ASP:OD1	2.32	0.47
3:ID:49:THR:OG1	3:ID:67:LYS:HB3	2.14	0.47
3:IE:125:ILE:HD11	3:JL:64:VAL:HG11	1.96	0.47
3:IF:110:THR:HB	3:NI:11:ILE:HD12	1.97	0.47
3:IG:87:GLN:N	3:IG:87:GLN:OE1	2.48	0.47
3:IH:24:ARG:NH2	3:JJ:129:ASN:HA	2.28	0.47
3:JG:105:ARG:NE	3:LD:128:LEU:HD11	2.29	0.47
3:KH:122:ILE:HA	3:KL:109:ARG:NH1	2.30	0.47
3:KN:26:VAL:HG23	3:KN:32:VAL:C	2.35	0.47
3:KN:121:LEU:O	3:KN:125:ILE:HG22	2.14	0.47
3:LF:31:GLY:O	3:LF:51:SER:OG	2.23	0.47
3:LJ:116:LEU:HD23	3:LJ:116:LEU:C	2.34	0.47
3:LK:5:THR:O	3:LK:5:THR:HG23	2.14	0.47
3:LN:100:SER:HA	3:MI:86:ARG:NH1	2.28	0.47
3:LN:102:ASP:OD1	3:MI:126:ASP:OD1	2.33	0.47
3:MA:81:ASP:OD1	3:MC:99:TYR:CG	2.67	0.47

Continued on next page...

Continued from previous page...

Atom-1	Atom-2	Interatomic distance (Å)	Clash overlap (Å)
3:MC:115:LEU:C	3:MC:121:LEU:HD12	2.34	0.47
3:ML:32:VAL:HG12	3:ML:51:SER:HB2	1.97	0.47
3:NH:61:ASN:HA	3:NH:96:PHE:O	2.13	0.47
3:NI:6:VAL:HG12	3:NI:8:LEU:CD2	2.45	0.47
1:A:16:G:H2'	1:A:17:G:H8	1.79	0.47
1:A:105:A:C6	1:A:120:U:N3	2.82	0.47
1:A:141:C:H2'	1:A:142:C:H6	1.80	0.47
1:A:164:C:C2	1:A:165:G:C8	3.03	0.47
1:A:200:A:C2	1:A:201:C:C6	3.02	0.47
1:A:439:G:N7	3:MM:57:ARG:NH1	2.62	0.47
1:A:498:G:H2'	1:A:498:G:N3	2.30	0.47
1:A:705:U:C2	1:A:728:U:C2	3.02	0.47
1:A:877:C:N4	1:A:923:A:H61	2.13	0.47
1:A:1272:U:H2'	1:A:1274:A:O5'	2.15	0.47
1:A:1282:C:H2'	1:A:1283:U:C6	2.50	0.47
1:A:1448:G:H2'	1:A:1449:C:H6	1.80	0.47
1:A:1493:C:OP1	3:BJ:61:ASN:ND2	2.47	0.47
1:A:1981:G:O3'	1:A:1982:G:O4'	2.32	0.47
1:A:2042:U:C2'	1:A:2043:A:O5'	2.63	0.47
1:A:2352:A:O2'	3:FL:67:LYS:NZ	2.40	0.47
1:A:2388:G:C6	1:A:2398:G:O6	2.67	0.47
1:A:2401:G:H2'	1:A:2402:A:C8	2.49	0.47
1:A:2497:A:O2'	1:A:2498:G:H5'	2.15	0.47
1:A:2695:A:O2'	1:A:2697:A:OP1	2.33	0.47
1:A:2751:A:C2	1:A:2814:U:C2	3.03	0.47
1:A:2846:G:C6	1:A:2847:U:C4	3.03	0.47
1:A:2916:G:N1	1:A:2927:U:C4	2.83	0.47
1:A:2963:C:N3	1:A:2964:C:C5	2.83	0.47
1:A:3133:C:C2	1:A:3134:U:C5	3.03	0.47
1:A:3247:U:C2	1:A:3249:A:O4'	2.67	0.47
1:A:3299:C:C3'	3:LD:58:ASN:HD21	2.27	0.47
1:A:3307:A:OP1	3:JG:61:ASN:ND2	2.48	0.47
1:A:3405:U:H2'	1:A:3406:C:C6	2.49	0.47
1:A:3430:A:N1	1:A:3441:C:N3	2.63	0.47
1:A:3456:C:H2'	1:A:3457:C:N1	2.29	0.47
1:A:3556:A:O3'	3:GF:57:ARG:NH1	2.47	0.47
1:A:3558:U:H2'	1:A:3559:C:C6	2.50	0.47
1:A:3609:G:C6	1:A:3645:U:O4	2.68	0.47
1:A:3632:U:C4	1:A:3633:A:C5	3.02	0.47
1:A:3664:U:OP2	3:LH:61:ASN:HA	2.15	0.47
1:A:3771:G:OP1	1:A:3771:G:C8	2.68	0.47

Continued on next page...

Continued from previous page...

Atom-1	Atom-2	Interatomic distance (Å)	Clash overlap (Å)
1:A:3785:C:H3'	1:A:3786:A:O4'	2.14	0.47
1:A:3809:G:C8	3:KH:57:ARG:HB2	2.50	0.47
1:A:3827:G:H2'	1:A:3828:G:C8	2.49	0.47
1:A:3916:A:H2'	1:A:3917:C:O4'	2.15	0.47
1:A:3933:A:H2'	1:A:3934:G:H4'	1.95	0.47
1:A:4058:C:H2'	1:A:4059:C:C5	2.49	0.47
1:A:4104:U:H2'	1:A:4105:C:C6	2.49	0.47
2:M:36:PRO:HD2	2:M:37:TRP:CZ3	2.50	0.47
3:BA:23:PRO:HA	3:BA:35:LEU:HD13	1.96	0.47
3:BA:100:SER:HA	3:MK:86:ARG:NH2	2.30	0.47
3:BB:55:PRO:HD3	3:BB:62:TYR:HE1	1.78	0.47
3:BB:99:TYR:CD2	3:BC:81:ASP:OD2	2.68	0.47
3:BC:6:VAL:HG12	3:BC:8:LEU:CD1	2.43	0.47
3:BD:119:PRO:CA	3:BD:122:ILE:HG22	2.44	0.47
3:BE:10:ASN:O	3:BE:10:ASN:OD1	2.32	0.47
3:BE:125:ILE:CG2	3:BE:126:ASP:N	2.78	0.47
3:BF:132:TYR:CE1	3:IM:28:PRO:HB3	2.49	0.47
3:BH:101:THR:N	3:IL:86:ARG:NH2	2.62	0.47
3:BI:3:LEU:CD1	3:BI:35:LEU:HD21	2.44	0.47
3:BK:32:VAL:HG22	3:BK:51:SER:OG	2.15	0.47
3:BN:59:ARG:O	3:BN:60:LYS:HG2	2.14	0.47
3:CA:11:ILE:HD12	3:DH:110:THR:CB	2.44	0.47
3:CA:52:VAL:HG23	3:CA:64:VAL:HG22	1.96	0.47
3:CB:11:ILE:CG2	3:CB:17:GLN:HB2	2.44	0.47
3:CB:121:LEU:O	3:CB:125:ILE:HG12	2.14	0.47
3:CB:125:ILE:HD11	3:HC:109:ARG:HB2	1.97	0.47
3:CB:125:ILE:HG13	3:CB:126:ASP:N	2.30	0.47
3:CB:126:ASP:OD1	3:HC:106:ALA:CA	2.63	0.47
3:CC:3:LEU:HD21	3:DF:131:ALA:HB1	1.97	0.47
3:CD:105:ARG:CD	3:HA:128:LEU:HD11	2.45	0.47
3:CE:81:ASP:OD1	3:CG:99:TYR:CD2	2.67	0.47
3:CH:116:LEU:HD11	3:HL:112:LEU:HD22	1.96	0.47
3:CI:11:ILE:CG2	3:CI:17:GLN:HB2	2.44	0.47
3:CI:96:PHE:HE2	3:CI:105:ARG:CB	2.27	0.47
3:CJ:11:ILE:HG23	3:HJ:110:THR:OG1	2.14	0.47
3:CK:132:TYR:CE2	3:ND:25:GLY:CA	2.98	0.47
3:CL:107:PHE:CZ	3:HH:19:LEU:HD11	2.50	0.47
3:CM:49:THR:HB	3:CM:67:LYS:HB2	1.97	0.47
3:CN:112:LEU:HD22	3:DD:116:LEU:HD11	1.97	0.47
3:DA:92:VAL:HG22	3:MM:92:VAL:CG2	2.34	0.47
3:DB:110:THR:HB	3:DK:11:ILE:HD12	1.97	0.47

Continued on next page...

Continued from previous page...

Atom-1	Atom-2	Interatomic distance (Å)	Clash overlap (Å)
3:DC:32:VAL:HG22	3:DC:51:SER:OG	2.14	0.47
3:DD:26:VAL:HG13	3:DD:26:VAL:O	2.14	0.47
3:DE:48:VAL:HG12	3:DE:68:ILE:HG12	1.95	0.47
3:DI:27:ASN:CG	3:DI:29:THR:HG1	2.17	0.47
3:DI:60:LYS:N	3:DI:61:ASN:HB3	2.29	0.47
3:DL:8:LEU:HD22	3:MN:114:ALA:HB1	1.96	0.47
3:EC:52:VAL:O	3:EC:52:VAL:HG23	2.14	0.47
3:ED:8:LEU:CD1	3:EH:114:ALA:HB3	2.45	0.47
3:EG:7:THR:HG23	3:EG:20:VAL:HG22	1.96	0.47
3:EG:11:ILE:HD12	3:GC:110:THR:CB	2.45	0.47
3:EG:21:LEU:CD1	3:EG:48:VAL:HG21	2.45	0.47
3:EG:37:GLN:OE1	3:EG:42:PRO:HB3	2.15	0.47
3:EG:96:PHE:HE2	3:GC:88:ALA:HB1	1.79	0.47
3:EJ:60:LYS:HB2	3:EJ:61:ASN:HB3	1.96	0.47
3:EK:53:SER:OG	3:EK:63:LYS:CG	2.62	0.47
3:EL:107:PHE:CE2	3:EL:111:GLU:OE2	2.67	0.47
3:EM:37:GLN:HB2	3:EM:46:LYS:HD2	1.96	0.47
3:EM:131:ALA:O	3:EM:132:TYR:CD1	2.68	0.47
3:FF:94:PHE:HB3	3:FF:96:PHE:CE1	2.50	0.47
3:FG:81:ASP:OD2	3:LF:85:THR:OG1	2.30	0.47
3:FG:132:TYR:CA	3:KG:3:LEU:HD23	2.43	0.47
3:FJ:1:ALA:HB2	3:HF:129:ASN:HB2	1.97	0.47
3:FJ:8:LEU:N	3:FJ:8:LEU:HD22	2.29	0.47
3:FJ:44:LEU:O	3:FJ:44:LEU:HD12	2.15	0.47
3:GA:48:VAL:HG22	3:GA:68:ILE:HD12	1.93	0.47
3:GD:11:ILE:HG22	3:GD:17:GLN:O	2.15	0.47
3:GD:106:ALA:HA	3:GD:109:ARG:HG2	1.96	0.47
3:GF:43:ALA:C	3:GF:44:LEU:HD22	2.35	0.47
3:GF:101:THR:HG23	3:GF:104:GLU:H	1.80	0.47
3:GF:115:LEU:HD22	3:KD:48:VAL:HG11	1.97	0.47
3:GG:13:LYS:HZ2	3:JE:106:ALA:CB	2.20	0.47
3:GG:115:LEU:HD13	3:JE:68:ILE:HD11	1.96	0.47
3:GH:112:LEU:O	3:GH:116:LEU:HD13	2.15	0.47
3:GI:129:ASN:OD1	3:JA:24:ARG:HA	2.13	0.47
3:GJ:125:ILE:C	3:GN:105:ARG:HD3	2.35	0.47
3:GJ:126:ASP:C	3:GN:105:ARG:CZ	2.83	0.47
3:GK:67:LYS:HG2	3:GK:91:ASP:OD1	2.15	0.47
3:HD:55:PRO:HG3	3:HD:62:TYR:CE1	2.50	0.47
3:HG:87:GLN:N	3:HG:87:GLN:OE1	2.48	0.47
3:HI:86:ARG:NH2	3:II:100:SER:HA	2.29	0.47
3:HK:60:LYS:H	3:HK:61:ASN:HB3	1.80	0.47

Continued on next page...

Continued from previous page...

Atom-1	Atom-2	Interatomic distance (Å)	Clash overlap (Å)
3:HL:112:LEU:HD23	3:HL:116:LEU:HD23	1.97	0.47
3:HM:27:ASN:OD1	3:HM:28:PRO:HD2	2.15	0.47
3:IB:128:LEU:HD22	3:IK:62:TYR:CD2	2.49	0.47
3:IF:86:ARG:NH2	3:NI:100:SER:HA	2.29	0.47
3:IG:14:ASP:OD1	3:IG:15:GLY:N	2.48	0.47
3:IG:92:VAL:HG22	3:JJ:92:VAL:HG13	1.97	0.47
3:IH:114:ALA:HB1	3:NG:8:LEU:CD1	2.31	0.47
3:II:98:GLN:OE1	3:IJ:43:ALA:HB2	2.14	0.47
3:IJ:119:PRO:O	3:IJ:122:ILE:HB	2.15	0.47
3:IL:48:VAL:O	3:IL:48:VAL:HG13	2.14	0.47
3:IM:131:ALA:HA	3:JM:1:ALA:HB1	1.96	0.47
3:JA:5:THR:HG22	3:JA:22:ASN:OD1	2.15	0.47
3:JA:69:GLN:HA	3:JA:89:TYR:HB3	1.97	0.47
3:JC:52:VAL:HG12	3:JC:64:VAL:CG2	2.36	0.47
3:JF:55:PRO:CB	3:JF:60:LYS:HD2	2.45	0.47
3:JG:98:GLN:NE2	3:JH:43:ALA:HA	2.29	0.47
3:JH:18:THR:O	3:JH:19:LEU:HD22	2.14	0.47
3:JJ:61:ASN:HA	3:JJ:96:PHE:O	2.14	0.47
3:JL:74:CYS:O	3:JL:74:CYS:SG	2.72	0.47
3:JL:81:ASP:OD1	3:JL:81:ASP:O	2.33	0.47
3:KC:75:THR:HG22	3:KC:82:PRO:HG3	1.95	0.47
3:KK:109:ARG:HH12	3:MH:122:ILE:HA	1.79	0.47
3:KN:27:ASN:ND2	3:KN:29:THR:OG1	2.47	0.47
3:KN:91:ASP:OD1	3:KN:91:ASP:N	2.47	0.47
3:LB:24:ARG:NE	3:LB:36:SER:OG	2.47	0.47
3:LB:24:ARG:NH2	3:LB:36:SER:OG	2.48	0.47
3:LC:44:LEU:HD22	3:LE:98:GLN:O	2.14	0.47
3:LG:11:ILE:HD11	3:MG:111:GLU:CA	2.44	0.47
3:LH:21:LEU:HB3	3:LH:35:LEU:HB3	1.96	0.47
3:LK:101:THR:CG2	3:LK:104:GLU:OE1	2.62	0.47
3:LL:24:ARG:NH2	3:MI:128:LEU:O	2.47	0.47
3:LL:111:GLU:O	3:LL:115:LEU:HG	2.15	0.47
3:MA:19:LEU:HD12	3:MA:20:VAL:N	2.28	0.47
3:MA:55:PRO:HD3	3:MA:62:TYR:CE1	2.49	0.47
3:MC:127:GLN:HB2	3:MC:129:ASN:ND2	2.26	0.47
3:MD:41:VAL:HG23	3:MD:44:LEU:HD11	1.97	0.47
3:MF:104:GLU:O	3:MF:107:PHE:HB3	2.15	0.47
3:MG:118:SER:O	3:MG:122:ILE:HG12	2.15	0.47
3:NA:84:VAL:O	3:NA:84:VAL:HG13	2.15	0.47
3:NC:24:ARG:HH22	3:NF:128:LEU:C	2.18	0.47
3:NE:87:GLN:HG2	3:NE:87:GLN:O	2.15	0.47

Continued on next page...

Continued from previous page...

Atom-1	Atom-2	Interatomic distance (Å)	Clash overlap (Å)
3:NH:26:VAL:HG23	3:NH:32:VAL:C	2.34	0.47
1:A:9:C:H4'	3:CH:60:LYS:NZ	2.30	0.47
1:A:309:C:P	3:CK:59:ARG:NH2	2.88	0.47
1:A:628:U:N3	1:A:641:A:N1	2.63	0.47
1:A:1078:C:N4	1:A:1079:A:H62	2.12	0.47
1:A:1432:C:H2'	1:A:1433:U:O4'	2.15	0.47
1:A:1559:G:C6	1:A:1560:A:C6	3.03	0.47
1:A:2252:U:H2'	1:A:2253:G:C8	2.50	0.47
1:A:2927:U:H2'	1:A:2928:U:C5	2.50	0.47
1:A:3927:C:O3'	3:FG:63:LYS:HE3	2.15	0.47
1:A:3974:C:H2'	1:A:3975:G:C8	2.49	0.47
1:A:4138:U:H2'	1:A:4139:A:O4'	2.15	0.47
2:M:141:ALA:O	2:M:145:LYS:N	2.48	0.47
2:M:160:LEU:O	2:M:164:LEU:HD23	2.14	0.47
3:BB:46:LYS:HD2	3:BB:70:ASN:OD1	2.15	0.47
3:BB:128:LEU:HD12	3:BB:128:LEU:N	2.30	0.47
3:BI:125:ILE:HG21	3:HM:64:VAL:HG11	1.95	0.47
3:BM:53:SER:HB2	3:BM:59:ARG:CZ	2.45	0.47
3:CD:27:ASN:OD1	3:CD:29:THR:N	2.38	0.47
3:CN:86:ARG:NH1	3:DD:99:TYR:HB2	2.30	0.47
3:DL:18:THR:O	3:DL:19:LEU:HD22	2.14	0.47
3:DN:48:VAL:HG11	3:ML:115:LEU:HD21	1.95	0.47
3:DN:127:GLN:N	3:DN:127:GLN:OE1	2.48	0.47
3:ED:41:VAL:HG13	3:ED:44:LEU:HD21	1.97	0.47
3:EE:129:ASN:HB2	3:LI:1:ALA:HB2	1.97	0.47
3:EJ:116:LEU:HA	3:EJ:121:LEU:HD12	1.97	0.47
3:EK:125:ILE:CG2	3:FM:64:VAL:HG11	2.44	0.47
3:EL:127:GLN:N	3:EL:127:GLN:OE1	2.48	0.47
3:EN:75:THR:HG23	3:EN:82:PRO:HG3	1.97	0.47
3:FB:109:ARG:O	3:LJ:116:LEU:HD11	2.15	0.47
3:FF:75:THR:HG23	3:FF:82:PRO:HG3	1.97	0.47
3:FJ:37:GLN:OE1	3:FJ:39:GLY:N	2.36	0.47
3:FJ:106:ALA:CB	3:FJ:109:ARG:NH1	2.78	0.47
3:GD:23:PRO:CA	3:GD:35:LEU:HD13	2.44	0.47
3:GG:128:LEU:HD23	3:JE:62:TYR:CD2	2.49	0.47
3:GH:111:GLU:N	3:KB:11:ILE:HD11	2.29	0.47
3:GL:48:VAL:HG12	3:GL:68:ILE:CG1	2.43	0.47
3:HE:55:PRO:HD3	3:HE:62:TYR:CZ	2.50	0.47
3:HE:127:GLN:N	3:HE:127:GLN:OE1	2.48	0.47
3:HF:41:VAL:HG23	3:HF:44:LEU:HB2	1.97	0.47
3:HH:119:PRO:HA	3:HH:122:ILE:CG2	2.44	0.47

Continued on next page...

Continued from previous page...

Atom-1	Atom-2	Interatomic distance (Å)	Clash overlap (Å)
3:HI:51:SER:OG	3:HI:65:GLN:HB2	2.15	0.47
3:JA:61:ASN:HA	3:JA:96:PHE:O	2.14	0.47
3:JB:111:GLU:OE2	3:JB:115:LEU:HD21	2.15	0.47
3:JI:65:GLN:OE1	3:JI:93:THR:OG1	2.27	0.47
3:JI:77:ASN:ND2	3:KN:78:GLY:HA2	2.30	0.47
3:JI:103:GLU:HA	3:LB:13:LYS:NZ	2.29	0.47
3:JJ:32:VAL:HA	3:JJ:51:SER:HG	1.79	0.47
3:JJ:128:LEU:HD12	3:JJ:128:LEU:N	2.30	0.47
3:KB:119:PRO:O	3:KB:122:ILE:HG12	2.15	0.47
3:KC:66:VAL:HG21	3:LC:121:LEU:HD22	1.97	0.47
3:KF:102:ASP:HA	3:KF:105:ARG:NH2	2.29	0.47
3:KI:98:GLN:HG3	3:KJ:43:ALA:HB2	1.97	0.47
3:KJ:48:VAL:HG12	3:KJ:68:ILE:HD12	1.97	0.47
3:LD:48:VAL:HG13	3:LD:68:ILE:HD13	1.97	0.47
3:LE:3:LEU:HD12	3:LE:23:PRO:CB	2.45	0.47
3:LG:18:THR:O	3:LG:19:LEU:HD22	2.15	0.47
3:LL:65:GLN:NE2	3:LL:93:THR:HG1	2.11	0.47
3:MB:84:VAL:CG2	3:MB:87:GLN:HE21	2.27	0.47
3:MC:32:VAL:HG12	3:MC:51:SER:CB	2.45	0.47
3:MC:126:ASP:OD1	3:NJ:106:ALA:CA	2.63	0.47
3:MF:14:ASP:OD1	3:MF:14:ASP:C	2.52	0.47
3:MH:43:ALA:O	3:MH:44:LEU:HD22	2.15	0.47
3:MK:49:THR:OG1	3:MK:67:LYS:HB3	2.15	0.47
3:ML:77:ASN:OD1	3:ML:77:ASN:O	2.32	0.47
3:NB:62:TYR:CD1	3:NF:128:LEU:HD22	2.49	0.47
3:NC:117:ALA:O	3:NC:122:ILE:HD11	2.15	0.47
3:NE:97:THR:N	3:NE:100:SER:HG	2.13	0.47
3:NF:57:ARG:O	3:NF:57:ARG:HD2	2.15	0.47
3:NG:13:LYS:H	3:NG:13:LYS:HD3	1.79	0.47
3:NG:34:SER:C	3:NG:35:LEU:HD12	2.35	0.47
3:NJ:23:PRO:HA	3:NJ:35:LEU:HG	1.96	0.47
1:A:257:C:OP1	3:NB:59:ARG:NH1	2.48	0.47
1:A:427:C:O2'	1:A:429:U:OP2	2.24	0.47
1:A:488:U:H2'	1:A:489:U:O4'	2.15	0.47
1:A:526:G:N3	1:A:544:G:C2	2.83	0.47
1:A:933:C:H4'	3:BI:59:ARG:HH11	1.79	0.47
1:A:2205:C:C2	1:A:2206:A:C8	3.03	0.47
1:A:2488:U:H2'	1:A:2489:U:N1	2.29	0.47
1:A:2636:G:N2	3:GB:97:THR:OG1	2.47	0.47
1:A:2924:A:O2'	3:FM:57:ARG:NH2	2.48	0.47
1:A:3572:U:H2'	1:A:3573:A:C8	2.50	0.47

Continued on next page...

Continued from previous page...

Atom-1	Atom-2	Interatomic distance (Å)	Clash overlap (Å)
1:A:3582:U:O4	1:A:3842:U:O4	2.33	0.47
1:A:3923:G:O2'	1:A:3924:U:O4'	2.33	0.47
1:A:4044:A:H2'	1:A:4045:U:O4'	2.15	0.47
1:A:4083:U:O2'	2:M:184:ARG:NH1	2.44	0.47
1:A:4111:A:P	3:D:47:ARG:HH22	2.37	0.47
1:A:4163:A:H2'	1:A:4164:U:O5'	2.15	0.47
2:M:115:PHE:HE2	2:M:252:LEU:HD13	1.80	0.47
3:BF:114:ALA:HB3	3:IN:8:LEU:HD23	1.95	0.47
3:BG:35:LEU:HD11	3:IA:120:LEU:HD13	1.96	0.47
3:BG:96:PHE:CD2	3:BG:105:ARG:HG2	2.50	0.47
3:BL:86:ARG:NH2	3:CG:99:TYR:HB3	2.30	0.47
3:CB:27:ASN:OD1	3:CB:29:THR:N	2.47	0.47
3:CC:105:ARG:NE	3:DF:128:LEU:HD11	2.30	0.47
3:CC:125:ILE:CD1	3:DF:64:VAL:HG11	2.44	0.47
3:CE:56:SER:N	3:CE:59:ARG:O	2.30	0.47
3:CH:2:LYS:HD2	3:CH:4:GLU:OE1	2.15	0.47
3:CN:111:GLU:CA	3:DD:11:ILE:HD11	2.44	0.47
3:DC:27:ASN:OD1	3:DC:29:THR:N	2.48	0.47
3:DC:34:SER:C	3:DC:35:LEU:HD22	2.35	0.47
3:DF:60:LYS:N	3:DF:61:ASN:HB3	2.26	0.47
3:DF:103:GLU:OE1	3:DF:104:GLU:N	2.48	0.47
3:DG:11:ILE:HD12	3:EJ:110:THR:HB	1.97	0.47
3:DN:55:PRO:HB3	3:DN:60:LYS:HG3	1.97	0.47
3:DN:107:PHE:CZ	3:ML:19:LEU:HD11	2.49	0.47
3:EA:56:SER:O	3:EA:59:ARG:O	2.32	0.47
3:EI:101:THR:O	3:EI:105:ARG:HG3	2.15	0.47
3:EI:132:TYR:CZ	3:FN:28:PRO:HB3	2.50	0.47
3:EJ:112:LEU:O	3:EJ:116:LEU:HD13	2.14	0.47
3:EJ:126:ASP:OD1	3:EJ:126:ASP:C	2.53	0.47
3:EL:55:PRO:HA	3:EL:60:LYS:O	2.15	0.47
3:FC:75:THR:HG22	3:FC:82:PRO:HG3	1.97	0.47
3:FF:70:ASN:OD1	3:FF:88:ALA:CB	2.55	0.47
3:GA:25:GLY:HA2	3:HB:132:TYR:CE2	2.50	0.47
3:GC:122:ILE:O	3:GC:126:ASP:HB3	2.14	0.47
3:GE:107:PHE:HE2	3:HE:46:LYS:HZ1	1.61	0.47
3:GH:91:ASP:OD1	3:GH:91:ASP:O	2.33	0.47
3:GJ:131:ALA:HB1	3:GN:3:LEU:CD2	2.44	0.47
3:GN:23:PRO:HA	3:GN:35:LEU:HD23	1.97	0.47
3:HN:81:ASP:OD2	3:IB:99:TYR:CE1	2.68	0.47
3:IA:102:ASP:OD1	3:IA:103:GLU:OE2	2.32	0.47
3:IG:125:ILE:HD11	3:JJ:109:ARG:HB3	1.96	0.47

Continued on next page...

Continued from previous page...

Atom-1	Atom-2	Interatomic distance (Å)	Clash overlap (Å)
3:IH:104:GLU:O	3:IH:108:VAL:HG23	2.15	0.47
3:IM:6:VAL:HG12	3:IM:8:LEU:CD2	2.45	0.47
3:JF:94:PHE:CE1	3:KA:90:ALA:HB1	2.50	0.47
3:KJ:51:SER:OG	3:KJ:65:GLN:HB3	2.15	0.47
3:KK:60:LYS:H	3:KK:61:ASN:HB3	1.80	0.47
3:LC:99:TYR:OH	3:LD:83:SER:HA	2.15	0.47
3:LD:44:LEU:O	3:LD:44:LEU:HG	2.15	0.47
3:LD:49:THR:OG1	3:LD:67:LYS:HB3	2.14	0.47
3:MA:60:LYS:HB3	3:MA:61:ASN:HB2	1.97	0.47
3:MA:97:THR:N	3:MA:100:SER:OG	2.48	0.47
3:MD:41:VAL:HG22	3:MD:44:LEU:HD11	1.96	0.47
3:MF:106:ALA:O	3:MF:110:THR:HG22	2.14	0.47
3:MI:8:LEU:N	3:MI:8:LEU:HD22	2.30	0.47
3:MJ:121:LEU:HD12	3:MJ:121:LEU:N	2.30	0.47
3:NE:24:ARG:HB2	3:NE:34:SER:OG	2.14	0.47
3:NE:130:PRO:O	3:NE:130:PRO:HD2	2.15	0.47
3:NJ:54:GLN:HB3	3:NJ:55:PRO:HD3	1.95	0.47
1:A:904:G:H2'	1:A:905:A:O4'	2.15	0.47
1:A:933:C:O2'	3:BI:59:ARG:HD2	2.15	0.47
1:A:945:G:O2'	1:A:946:U:O4'	2.26	0.47
1:A:1228:C:N3	1:A:1229:U:C5	2.82	0.47
1:A:1833:A:C5	1:A:1834:A:N6	2.83	0.47
1:A:2050:U:C2	1:A:2111:G:O6	2.66	0.47
1:A:2151:A:H2'	1:A:2152:U:C6	2.49	0.47
1:A:2193:A:H2'	1:A:2194:U:O4'	2.15	0.47
1:A:2427:G:H5''	1:A:2866:A:H4'	1.97	0.47
1:A:2453:C:N4	1:A:2469:G:O6	2.48	0.47
1:A:2765:A:HO2'	1:A:2766:A:P	2.38	0.47
1:A:3290:U:H2'	1:A:3291:G:C8	2.50	0.47
1:A:3695:C:C2	1:A:3745:A:C2	3.03	0.47
1:A:3769:U:H2'	1:A:3770:C:O4'	2.16	0.47
1:A:3797:G:C2'	3:KK:55:PRO:O	2.63	0.47
3:BB:11:ILE:CD1	3:MA:111:GLU:N	2.78	0.47
3:BE:105:ARG:NH2	3:CE:128:LEU:HD13	2.30	0.47
3:BE:105:ARG:O	3:BE:108:VAL:HG12	2.15	0.47
3:BJ:46:LYS:N	3:BJ:46:LYS:HD2	2.30	0.47
3:BJ:132:TYR:CE2	3:CA:25:GLY:HA2	2.50	0.47
3:CC:79:SER:O	3:CC:80:CYS:CB	2.62	0.47
3:CF:125:ILE:HG12	3:GM:105:ARG:HB3	1.96	0.47
3:CL:11:ILE:HG23	3:CL:17:GLN:HB2	1.96	0.47
3:CM:19:LEU:HD11	3:NA:107:PHE:CZ	2.49	0.47

Continued on next page...

Continued from previous page...

Atom-1	Atom-2	Interatomic distance (Å)	Clash overlap (Å)
3:DC:111:GLU:OE2	3:EN:19:LEU:HD22	2.15	0.47
3:DE:59:ARG:NE	3:DE:61:ASN:ND2	2.63	0.47
3:DM:110:THR:OG1	3:EM:11:ILE:HG23	2.15	0.47
3:EB:72:THR:HB	3:EB:86:ARG:HB2	1.98	0.47
3:FE:8:LEU:CD1	3:KI:114:ALA:HB3	2.38	0.47
3:FE:110:THR:CB	3:KI:11:ILE:HG23	2.45	0.47
3:FI:63:LYS:HZ1	3:FI:93:THR:HA	1.79	0.47
3:FM:115:LEU:C	3:FM:121:LEU:HD12	2.36	0.47
3:GL:55:PRO:HB3	3:GL:62:TYR:CE1	2.50	0.47
3:HA:42:PRO:HA	3:HA:45:GLU:OE1	2.14	0.47
3:HB:3:LEU:HD23	3:HB:3:LEU:H	1.79	0.47
3:HD:3:LEU:CD1	3:HD:35:LEU:HD11	2.44	0.47
3:IB:72:THR:HB	3:IB:86:ARG:HG2	1.96	0.47
3:IE:11:ILE:HD11	3:JL:111:GLU:N	2.29	0.47
3:JA:36:SER:HB2	3:JA:46:LYS:O	2.15	0.47
3:JA:59:ARG:C	3:JA:60:LYS:HD3	2.35	0.47
3:JE:80:CYS:HB3	3:JH:74:CYS:HA	1.96	0.47
3:JJ:20:VAL:CG2	3:JJ:38:ALA:HB2	2.44	0.47
3:JK:44:LEU:HD11	3:JK:82:PRO:HB2	1.97	0.47
3:JK:46:LYS:HE3	3:JK:70:ASN:OD1	2.15	0.47
3:JL:48:VAL:HG22	3:JL:68:ILE:HG12	1.97	0.47
3:KB:20:VAL:C	3:KB:21:LEU:HD22	2.36	0.47
3:KG:21:LEU:HD23	3:KG:37:GLN:N	2.30	0.47
3:KH:3:LEU:HD23	3:KH:3:LEU:H	1.80	0.47
3:KK:6:VAL:HG12	3:KK:8:LEU:HD22	1.97	0.47
3:KK:8:LEU:HD22	3:KK:8:LEU:N	2.28	0.47
3:KM:55:PRO:HD3	3:KM:62:TYR:CD2	2.49	0.47
3:LA:98:GLN:HG3	3:LB:43:ALA:HB2	1.96	0.47
3:LE:122:ILE:HG23	3:LE:126:ASP:OD2	2.15	0.47
3:LG:11:ILE:CG2	3:LG:17:GLN:HB2	2.45	0.47
3:MF:52:VAL:HG12	3:MF:64:VAL:HG22	1.96	0.47
3:ML:55:PRO:HB2	3:ML:60:LYS:HE3	1.97	0.47
3:NB:131:ALA:HB1	3:NF:3:LEU:CD2	2.45	0.47
1:A:337:U:C2	1:A:338:U:C5	3.04	0.46
1:A:1312:G:H2'	1:A:1313:U:O5'	2.16	0.46
1:A:1834:A:O2'	1:A:1835:G:H3'	2.15	0.46
1:A:2455:A:H2'	1:A:2456:C:C6	2.50	0.46
1:A:2990:U:C2	1:A:3399:G:C2	3.03	0.46
1:A:2994:A:H61	1:A:3394:A:H61	1.63	0.46
1:A:3108:G:H3'	1:A:3109:A:C8	2.50	0.46
1:A:3424:G:H2'	1:A:3426:G:C8	2.50	0.46

Continued on next page...

Continued from previous page...

Atom-1	Atom-2	Interatomic distance (Å)	Clash overlap (Å)
1:A:3795:G:N2	1:A:3807:G:H1	2.13	0.46
2:M:233:ARG:HA	2:M:233:ARG:NH1	2.30	0.46
3:D:69:GLN:NE2	3:D:88:ALA:O	2.49	0.46
3:BI:110:THR:HB	3:HM:11:ILE:HD12	1.97	0.46
3:BI:127:GLN:HB2	3:BI:129:ASN:ND2	2.30	0.46
3:BJ:114:ALA:HB1	3:BN:8:LEU:HD11	1.97	0.46
3:BK:24:ARG:C	3:BK:24:ARG:NE	2.68	0.46
3:CB:98:GLN:CD	3:CC:43:ALA:HB2	2.36	0.46
3:CB:122:ILE:HG23	3:HC:109:ARG:HH22	1.79	0.46
3:CC:41:VAL:O	3:CC:45:GLU:OE1	2.32	0.46
3:CF:111:GLU:N	3:GM:11:ILE:HD11	2.30	0.46
3:CK:8:LEU:HD21	3:NC:115:LEU:CD2	2.45	0.46
3:CK:132:TYR:CE2	3:ND:25:GLY:HA2	2.50	0.46
3:CM:59:ARG:NE	3:CM:61:ASN:ND2	2.62	0.46
3:CM:101:THR:O	3:CM:104:GLU:HG2	2.14	0.46
3:CN:86:ARG:HH22	3:DD:97:THR:HG23	1.80	0.46
3:CN:128:LEU:HD22	3:DD:62:TYR:CD2	2.50	0.46
3:DH:50:VAL:O	3:DH:50:VAL:HG13	2.15	0.46
3:DI:52:VAL:HG12	3:DI:64:VAL:HG22	1.96	0.46
3:DK:120:LEU:HD23	3:DK:121:LEU:N	2.30	0.46
3:EB:37:GLN:C	3:EB:45:GLU:OE2	2.54	0.46
3:EB:101:THR:HG22	3:EC:41:VAL:HG22	1.96	0.46
3:EE:129:ASN:OD1	3:LJ:24:ARG:CZ	2.63	0.46
3:EG:11:ILE:HD11	3:GC:111:GLU:N	2.30	0.46
3:EJ:34:SER:C	3:EJ:35:LEU:HD22	2.34	0.46
3:EN:11:ILE:HG22	3:EN:17:GLN:C	2.35	0.46
3:EN:11:ILE:HG23	3:EN:17:GLN:HB3	1.97	0.46
3:FC:116:LEU:O	3:GB:109:ARG:HD2	2.14	0.46
3:FD:53:SER:HB2	3:FD:63:LYS:CG	2.45	0.46
3:FH:96:PHE:CE1	3:FH:105:ARG:HG2	2.50	0.46
3:FJ:6:VAL:HG12	3:FJ:8:LEU:HD22	1.97	0.46
3:GF:115:LEU:HG	3:GF:121:LEU:CD1	2.45	0.46
3:HA:11:ILE:HG22	3:HA:17:GLN:C	2.36	0.46
3:HE:98:GLN:HE21	3:HF:43:ALA:CB	2.28	0.46
3:HF:18:THR:O	3:HF:19:LEU:HD22	2.15	0.46
3:HG:19:LEU:O	3:HG:19:LEU:HD12	2.15	0.46
3:HG:120:LEU:O	3:HG:123:ASP:OD1	2.33	0.46
3:HH:60:LYS:N	3:HH:61:ASN:HB2	2.30	0.46
3:HJ:123:ASP:OD1	3:HJ:129:ASN:HB2	2.14	0.46
3:HK:41:VAL:HG13	3:HK:44:LEU:HD11	1.96	0.46
3:HN:128:LEU:HD21	3:ID:62:TYR:HB3	1.97	0.46

Continued on next page...

Continued from previous page...

Atom-1	Atom-2	Interatomic distance (Å)	Clash overlap (Å)
3:IE:67:LYS:HA	3:IE:67:LYS:HE3	1.97	0.46
3:II:96:PHE:CD2	3:II:105:ARG:HG2	2.50	0.46
3:IJ:23:PRO:HA	3:IJ:35:LEU:HD23	1.98	0.46
3:IJ:48:VAL:HG13	3:IJ:68:ILE:CD1	2.45	0.46
3:IL:23:PRO:HA	3:IL:35:LEU:HG	1.97	0.46
3:JA:59:ARG:HE	3:JA:63:LYS:HZ1	1.62	0.46
3:JA:81:ASP:OD2	3:JC:99:TYR:CE2	2.68	0.46
3:KH:15:GLY:O	3:KH:16:LYS:HE2	2.15	0.46
3:KI:101:THR:O	3:KI:105:ARG:HG3	2.14	0.46
3:KK:52:VAL:O	3:KK:52:VAL:CG2	2.63	0.46
3:KK:125:ILE:HD11	3:MH:64:VAL:HG11	1.97	0.46
3:LA:72:THR:OG1	3:LA:86:ARG:HB3	2.14	0.46
3:LE:68:ILE:CG2	3:LE:90:ALA:HB3	2.45	0.46
3:LG:109:ARG:CZ	3:MG:122:ILE:HD12	2.45	0.46
3:LL:13:LYS:HD3	3:LL:13:LYS:N	2.29	0.46
3:LL:109:ARG:NH2	3:MB:122:ILE:HD12	2.30	0.46
3:LN:91:ASP:OD1	3:MI:93:THR:HB	2.14	0.46
3:LN:111:GLU:OE1	3:MI:68:ILE:HD13	2.15	0.46
3:LN:128:LEU:CD2	3:MI:62:TYR:CD1	2.98	0.46
3:MD:60:LYS:HB2	3:MD:61:ASN:CB	2.41	0.46
3:MG:127:GLN:N	3:MG:127:GLN:OE1	2.49	0.46
3:ML:118:SER:OG	3:ML:119:PRO:HD2	2.15	0.46
3:NB:114:ALA:HB1	3:NF:8:LEU:HD12	1.94	0.46
1:A:190:C:H3'	3:NB:57:ARG:HH22	1.80	0.46
1:A:273:U:H2'	1:A:275:C:H41	1.79	0.46
1:A:627:C:H2'	1:A:628:U:C5	2.50	0.46
1:A:708:U:H2'	1:A:709:G:C8	2.50	0.46
1:A:744:U:C4	1:A:745:C:N4	2.84	0.46
1:A:932:C:H2'	1:A:933:C:O4'	2.16	0.46
1:A:1054:C:HO2'	1:A:1055:U:C5'	2.28	0.46
1:A:1446:U:H2'	1:A:1447:C:C6	2.50	0.46
1:A:1560:A:H2'	1:A:1561:C:C6	2.50	0.46
1:A:1627:U:OP1	1:A:1628:U:C5	2.67	0.46
1:A:2059:C:N4	1:A:2105:U:H2'	2.31	0.46
1:A:2538:C:H42	1:A:2572:A:N6	2.12	0.46
1:A:2573:G:H2'	1:A:2574:A:O4'	2.15	0.46
1:A:2634:A:C2	1:A:2635:A:C6	3.02	0.46
1:A:2706:U:H3'	1:A:2707:U:C6	2.51	0.46
1:A:3111:C:O2'	1:A:3112:A:H5'	2.15	0.46
1:A:3258:A:C5	1:A:3259:G:H1'	2.50	0.46
1:A:3283:A:O2'	1:A:3284:C:H5'	2.15	0.46

Continued on next page...

Continued from previous page...

Atom-1	Atom-2	Interatomic distance (Å)	Clash overlap (Å)
1:A:3607:C:H2'	1:A:3608:U:C6	2.50	0.46
3:D:24:ARG:NH2	3:D:45:GLU:OE2	2.48	0.46
3:BA:122:ILE:HG22	3:MK:109:ARG:CZ	2.45	0.46
3:BB:43:ALA:C	3:BB:44:LEU:HD12	2.35	0.46
3:BB:125:ILE:HD11	3:MA:109:ARG:CD	2.40	0.46
3:BB:132:TYR:CD1	3:NJ:132:TYR:CE2	3.03	0.46
3:BC:132:TYR:HA	3:ND:3:LEU:HD23	1.96	0.46
3:BE:105:ARG:CZ	3:CE:128:LEU:HD13	2.46	0.46
3:BH:111:GLU:N	3:IL:11:ILE:HD11	2.29	0.46
3:BK:111:GLU:CD	3:HK:68:ILE:HD11	2.35	0.46
3:BL:62:TYR:CE2	3:BL:98:GLN:OE1	2.68	0.46
3:BL:120:LEU:HD23	3:BL:120:LEU:C	2.35	0.46
3:CB:111:GLU:CA	3:HC:11:ILE:HD11	2.45	0.46
3:CC:120:LEU:O	3:CC:123:ASP:OD1	2.32	0.46
3:CE:27:ASN:ND2	3:CE:30:ASN:OD1	2.48	0.46
3:CH:125:ILE:HD12	3:HL:94:PHE:HD1	1.80	0.46
3:CL:118:SER:O	3:CL:122:ILE:HG12	2.15	0.46
3:DA:104:GLU:O	3:DA:108:VAL:HG12	2.15	0.46
3:DG:125:ILE:HG23	3:DG:126:ASP:N	2.29	0.46
3:DJ:61:ASN:ND2	3:DJ:96:PHE:O	2.48	0.46
3:EA:42:PRO:HA	3:EA:45:GLU:HB2	1.97	0.46
3:ED:99:TYR:HA	3:EE:41:VAL:HG13	1.97	0.46
3:EE:44:LEU:O	3:EE:44:LEU:HG	2.16	0.46
3:EG:3:LEU:HD23	3:EG:3:LEU:H	1.81	0.46
3:EG:102:ASP:OD1	3:GC:126:ASP:O	2.33	0.46
3:EI:92:VAL:HG21	3:GA:112:LEU:HD21	1.97	0.46
3:EI:128:LEU:HD21	3:GA:62:TYR:HD1	1.79	0.46
3:EJ:14:ASP:OD2	3:EJ:14:ASP:C	2.53	0.46
3:EK:76:ALA:HA	3:FN:79:SER:HA	1.97	0.46
3:FJ:32:VAL:HG22	3:FJ:51:SER:HB2	1.97	0.46
3:FJ:48:VAL:HG22	3:FJ:68:ILE:CD1	2.44	0.46
3:FK:70:ASN:OD1	3:FK:70:ASN:C	2.53	0.46
3:FM:60:LYS:O	3:FM:60:LYS:NZ	2.39	0.46
3:GB:60:LYS:HB2	3:GB:61:ASN:HB3	1.97	0.46
3:GD:109:ARG:NH2	3:KF:116:LEU:O	2.48	0.46
3:GE:23:PRO:HA	3:GE:35:LEU:HD23	1.98	0.46
3:GH:52:VAL:O	3:GH:52:VAL:HG23	2.14	0.46
3:GL:52:VAL:CG2	3:HG:130:PRO:HA	2.46	0.46
3:IB:129:ASN:OD1	3:II:25:GLY:CA	2.63	0.46
3:IC:103:GLU:O	3:JN:13:LYS:NZ	2.41	0.46
3:IF:48:VAL:CG1	3:NI:115:LEU:HD21	2.45	0.46

Continued on next page...

Continued from previous page...

Atom-1	Atom-2	Interatomic distance (Å)	Clash overlap (Å)
3:IG:62:TYR:CD2	3:JJ:128:LEU:HD22	2.45	0.46
3:IH:111:GLU:N	3:NG:11:ILE:HD11	2.30	0.46
3:IL:11:ILE:CG2	3:IL:17:GLN:HB2	2.45	0.46
3:JD:130:PRO:HB3	3:JH:52:VAL:HG22	1.98	0.46
3:JF:86:ARG:HH12	3:KA:99:TYR:C	2.16	0.46
3:JI:45:GLU:O	3:JI:47:ARG:HD3	2.15	0.46
3:JI:107:PHE:CE2	3:LB:46:LYS:NZ	2.83	0.46
3:JK:32:VAL:HA	3:JK:51:SER:OG	2.14	0.46
3:JL:55:PRO:HB2	3:JL:60:LYS:HD2	1.97	0.46
3:JM:44:LEU:O	3:JM:44:LEU:HD12	2.15	0.46
3:KC:106:ALA:CB	3:LC:13:LYS:HZ2	2.23	0.46
3:KD:52:VAL:O	3:KD:52:VAL:CG2	2.61	0.46
3:KJ:23:PRO:HA	3:KJ:35:LEU:HG	1.97	0.46
3:KM:84:VAL:HG23	3:KM:84:VAL:O	2.16	0.46
3:LG:52:VAL:HG12	3:LG:64:VAL:HG22	1.96	0.46
3:LH:20:VAL:O	3:LH:37:GLN:HG3	2.15	0.46
3:LL:47:ARG:NE	3:LL:69:GLN:OE1	2.47	0.46
3:MA:8:LEU:N	3:MA:8:LEU:HD22	2.29	0.46
3:MJ:48:VAL:HG22	3:MJ:68:ILE:HG13	1.97	0.46
3:ML:7:THR:C	3:ML:8:LEU:HD22	2.36	0.46
3:MM:44:LEU:HD22	3:NA:98:GLN:O	2.15	0.46
3:NB:105:ARG:O	3:NB:108:VAL:HG12	2.15	0.46
3:ND:23:PRO:HA	3:ND:35:LEU:HG	1.96	0.46
3:NH:44:LEU:HD22	3:NJ:98:GLN:O	2.15	0.46
3:NH:122:ILE:HG23	3:NH:123:ASP:N	2.30	0.46
1:A:331:C:C3'	1:A:332:U:H5'	2.45	0.46
1:A:439:G:H2'	1:A:440:A:O4'	2.15	0.46
1:A:525:C:H2'	1:A:526:G:O4'	2.15	0.46
1:A:905:A:O2'	1:A:906:A:H5'	2.15	0.46
1:A:1235:U:H2'	1:A:1236:C:C6	2.50	0.46
1:A:1402:U:H2'	1:A:1403:G:C8	2.50	0.46
1:A:1495:U:H2'	1:A:1496:U:H5'	1.97	0.46
1:A:1542:G:C2	1:A:1543:U:C2	3.04	0.46
1:A:1875:U:H5''	1:A:1876:A:P	2.55	0.46
1:A:2154:U:C4	1:A:2155:A:N7	2.84	0.46
1:A:2157:C:O2'	1:A:2158:U:H5'	2.16	0.46
1:A:2162:G:C5'	1:A:2163:U:H5	2.28	0.46
1:A:2383:U:H2'	1:A:2386:G:OP1	2.15	0.46
1:A:2609:U:H2'	1:A:2610:G:C8	2.49	0.46
1:A:3494:G:H1'	3:KM:67:LYS:HZ1	1.80	0.46
1:A:3578:C:C2	1:A:3848:G:C2	3.03	0.46

Continued on next page...

Continued from previous page...

Atom-1	Atom-2	Interatomic distance (Å)	Clash overlap (Å)
1:A:3581:U:O2	1:A:4167:C:H4'	2.15	0.46
1:A:3698:G:C2	1:A:3742:C:C2	3.04	0.46
1:A:3834:A:O2'	3:LF:59:ARG:NH2	2.48	0.46
1:A:3913:G:C6	1:A:3914:U:C2	3.03	0.46
1:A:3991:G:H2'	1:A:3992:G:C8	2.50	0.46
1:A:3992:G:O5'	3:KN:59:ARG:NH2	2.34	0.46
2:M:62:ARG:NH2	2:M:86:ASP:OD2	2.48	0.46
2:M:213:LEU:HD11	2:M:217:ILE:HD11	1.97	0.46
3:BD:108:VAL:O	3:BD:111:GLU:HG3	2.15	0.46
3:BD:119:PRO:O	3:BD:122:ILE:CG2	2.63	0.46
3:BE:115:LEU:HD22	3:CE:8:LEU:HD12	1.97	0.46
3:BK:21:LEU:HB3	3:BK:35:LEU:HB3	1.97	0.46
3:BN:28:PRO:HB3	3:DH:132:TYR:CZ	2.51	0.46
3:CA:1:ALA:N	3:DH:123:ASP:OD2	2.35	0.46
3:CB:60:LYS:N	3:CB:61:ASN:HB3	2.30	0.46
3:CC:81:ASP:HB3	3:CC:82:PRO:HD3	1.97	0.46
3:CD:130:PRO:HA	3:HA:52:VAL:CG1	2.46	0.46
3:CI:104:GLU:OE2	3:DI:86:ARG:NH2	2.47	0.46
3:CJ:115:LEU:HD12	3:HJ:8:LEU:HD22	1.96	0.46
3:CK:111:GLU:N	3:NC:11:ILE:HD11	2.30	0.46
3:CL:54:GLN:HE22	3:CM:24:ARG:HE	1.63	0.46
3:CM:14:ASP:HB2	3:CM:16:LYS:NZ	2.30	0.46
3:DB:99:TYR:O	3:DK:86:ARG:CZ	2.64	0.46
3:DE:55:PRO:HB3	3:DE:60:LYS:HD3	1.97	0.46
3:DG:128:LEU:HD23	3:EJ:62:TYR:CD2	2.50	0.46
3:DH:55:PRO:HA	3:DH:60:LYS:O	2.15	0.46
3:DM:13:LYS:HZ1	3:EM:103:GLU:HB3	1.81	0.46
3:DN:55:PRO:HB2	3:DN:60:LYS:HG3	1.96	0.46
3:EA:102:ASP:N	3:EA:105:ARG:CZ	2.79	0.46
3:EB:62:TYR:OH	3:EC:42:PRO:HB2	2.14	0.46
3:EG:11:ILE:CG2	3:EG:17:GLN:HB2	2.45	0.46
3:EI:95:SER:OG	3:GA:89:TYR:HB2	2.16	0.46
3:FF:8:LEU:HD11	3:LF:114:ALA:C	2.35	0.46
3:FH:68:ILE:HD11	3:FK:115:LEU:HD13	1.94	0.46
3:FJ:100:SER:N	3:HF:86:ARG:CZ	2.79	0.46
3:FL:121:LEU:HA	3:FL:124:ALA:HB3	1.97	0.46
3:FN:14:ASP:OD1	3:FN:14:ASP:C	2.54	0.46
3:GJ:24:ARG:HG3	3:GJ:25:GLY:N	2.30	0.46
3:GJ:125:ILE:HG22	3:GN:105:ARG:CD	2.40	0.46
3:GK:44:LEU:O	3:GK:44:LEU:HG	2.14	0.46
3:HC:26:VAL:HG13	3:HC:26:VAL:O	2.16	0.46

Continued on next page...

Continued from previous page...

Atom-1	Atom-2	Interatomic distance (Å)	Clash overlap (Å)
3:HH:61:ASN:HA	3:HH:96:PHE:O	2.15	0.46
3:HN:24:ARG:HB2	3:HN:34:SER:OG	2.15	0.46
3:HN:119:PRO:HA	3:HN:122:ILE:HG12	1.96	0.46
3:IG:6:VAL:HG12	3:IG:8:LEU:CD2	2.45	0.46
3:II:54:GLN:O	3:II:59:ARG:HD2	2.16	0.46
3:II:84:VAL:O	3:II:84:VAL:HG13	2.14	0.46
3:II:128:LEU:N	3:II:128:LEU:CD1	2.76	0.46
3:IK:25:GLY:HA2	3:NE:132:TYR:CE2	2.50	0.46
3:IL:51:SER:OG	3:IL:65:GLN:HB2	2.16	0.46
3:IL:108:VAL:HA	3:IL:111:GLU:OE1	2.15	0.46
3:IM:97:THR:N	3:IM:100:SER:OG	2.48	0.46
3:JD:101:THR:O	3:JD:104:GLU:HG2	2.15	0.46
3:JK:100:SER:HA	3:KN:86:ARG:NH1	2.30	0.46
3:JM:20:VAL:C	3:JM:21:LEU:HD22	2.35	0.46
3:KD:65:GLN:HE22	3:KD:67:LYS:HB2	1.80	0.46
3:KJ:24:ARG:HB2	3:KJ:34:SER:OG	2.14	0.46
3:LN:64:VAL:HG11	3:MI:125:ILE:HD13	1.95	0.46
3:LN:96:PHE:HB3	3:LN:100:SER:HB3	1.97	0.46
3:MG:24:ARG:HG3	3:MG:25:GLY:N	2.29	0.46
3:MI:11:ILE:CG2	3:MI:17:GLN:HB2	2.46	0.46
3:MM:27:ASN:OD1	3:MM:29:THR:N	2.48	0.46
3:NB:56:SER:O	3:NB:59:ARG:O	2.32	0.46
1:A:273:U:O4	1:A:276:G:O6	2.34	0.46
1:A:327:A:HO2'	1:A:328:G:C5'	2.19	0.46
1:A:1096:G:H2'	1:A:1097:A:O4'	2.16	0.46
1:A:1224:C:C2	1:A:1225:A:N6	2.84	0.46
1:A:1865:A:H2'	1:A:1866:G:O4'	2.15	0.46
1:A:2035:A:C5	1:A:2036:U:C5	3.03	0.46
1:A:2608:U:H3'	1:A:2609:U:H5''	1.98	0.46
1:A:2617:A:H2'	1:A:2618:A:H5'	1.97	0.46
1:A:2770:G:C6	1:A:2771:A:N6	2.84	0.46
1:A:2916:G:H5''	3:HB:59:ARG:HH22	1.80	0.46
1:A:3145:C:H2'	1:A:3146:C:C6	2.50	0.46
1:A:3268:A:HO2'	1:A:3269:G:H8	1.63	0.46
1:A:3409:A:OP2	1:A:3526:C:H5'	2.15	0.46
1:A:3771:G:O5'	3:LH:32:VAL:CG2	2.63	0.46
1:A:3796:C:H42	1:A:3806:C:H42	1.64	0.46
1:A:4131:G:H2'	1:A:4132:C:C6	2.51	0.46
2:M:181:ALA:O	2:M:184:ARG:HG2	2.16	0.46
3:BA:130:PRO:HG2	3:ML:24:ARG:HA	1.98	0.46
3:BB:102:ASP:OD2	3:MA:13:LYS:HE3	2.16	0.46

Continued on next page...

Continued from previous page...

Atom-1	Atom-2	Interatomic distance (Å)	Clash overlap (Å)
3:BC:92:VAL:HG21	3:ND:112:LEU:HD11	1.98	0.46
3:BH:52:VAL:CG1	3:IL:130:PRO:HB3	2.45	0.46
3:BH:101:THR:HG23	3:BH:104:GLU:H	1.80	0.46
3:BI:89:TYR:HB2	3:HM:95:SER:OG	2.15	0.46
3:BK:13:LYS:CE	3:HK:102:ASP:OD1	2.63	0.46
3:CD:12:GLY:N	3:HA:110:THR:HG21	2.30	0.46
3:CE:8:LEU:HD23	3:CE:8:LEU:C	2.36	0.46
3:CE:32:VAL:HG13	3:CE:51:SER:OG	2.16	0.46
3:CE:61:ASN:HA	3:CE:96:PHE:O	2.15	0.46
3:CF:11:ILE:HG21	3:CF:19:LEU:HD23	1.98	0.46
3:CH:16:LYS:HE2	3:CH:16:LYS:HA	1.98	0.46
3:CM:29:THR:HG1	3:CM:30:ASN:H	1.63	0.46
3:CM:55:PRO:HA	3:CM:60:LYS:O	2.14	0.46
3:DD:26:VAL:HG23	3:DD:33:ALA:N	2.29	0.46
3:DL:81:ASP:OD1	3:DN:99:TYR:CG	2.68	0.46
3:DL:115:LEU:HD23	3:MN:8:LEU:HD21	1.98	0.46
3:DM:8:LEU:HD12	3:EM:114:ALA:HB1	1.98	0.46
3:DM:105:ARG:CD	3:EM:128:LEU:HD11	2.45	0.46
3:DN:110:THR:OG1	3:ML:11:ILE:HD12	2.16	0.46
3:EE:3:LEU:H	3:EE:3:LEU:HD12	1.80	0.46
3:EE:8:LEU:HD23	3:EE:19:LEU:HB2	1.97	0.46
3:EH:87:GLN:O	3:EH:87:GLN:HG3	2.15	0.46
3:EK:8:LEU:HD11	3:FM:114:ALA:C	2.35	0.46
3:EL:34:SER:C	3:EL:35:LEU:HD12	2.36	0.46
3:FA:118:SER:OG	3:FA:119:PRO:HD2	2.15	0.46
3:FK:43:ALA:O	3:FK:44:LEU:HD12	2.15	0.46
3:FL:102:ASP:OD1	3:FL:103:GLU:N	2.49	0.46
3:FL:130:PRO:HG2	3:HB:25:GLY:HA3	1.96	0.46
3:GF:103:GLU:N	3:KD:13:LYS:HZ1	2.14	0.46
3:GM:53:SER:HB3	3:GM:59:ARG:HD2	1.97	0.46
3:HJ:17:GLN:HA	3:HJ:17:GLN:OE1	2.16	0.46
3:IB:75:THR:HG23	3:IB:75:THR:O	2.15	0.46
3:IF:56:SER:O	3:IF:59:ARG:O	2.34	0.46
3:IM:109:ARG:HH22	3:JM:122:ILE:HD12	1.80	0.46
3:IN:121:LEU:HA	3:IN:124:ALA:HB3	1.98	0.46
3:JC:60:LYS:HB3	3:JC:98:GLN:CG	2.46	0.46
3:JD:27:ASN:OD1	3:JD:29:THR:N	2.41	0.46
3:JD:98:GLN:HG3	3:JE:43:ALA:HB2	1.97	0.46
3:JD:131:ALA:O	3:JD:132:TYR:HD1	1.98	0.46
3:JE:4:GLU:OE1	3:JE:5:THR:N	2.48	0.46
3:JE:45:GLU:N	3:JE:45:GLU:OE1	2.48	0.46

Continued on next page...

Continued from previous page...

Atom-1	Atom-2	Interatomic distance (Å)	Clash overlap (Å)
3:JG:44:LEU:HD12	3:JG:44:LEU:O	2.16	0.46
3:JG:61:ASN:HA	3:JG:96:PHE:O	2.16	0.46
3:JG:122:ILE:CA	3:LD:109:ARG:HH12	2.24	0.46
3:KB:44:LEU:HD12	3:KB:44:LEU:O	2.15	0.46
3:KC:54:GLN:HG3	3:KC:62:TYR:HE1	1.80	0.46
3:KJ:109:ARG:HE	3:LE:126:ASP:CG	2.19	0.46
3:KK:41:VAL:N	3:KK:42:PRO:CD	2.78	0.46
3:LL:116:LEU:HD21	3:MB:109:ARG:CG	2.44	0.46
3:MA:60:LYS:HB3	3:MA:61:ASN:CB	2.45	0.46
3:MC:55:PRO:HA	3:MC:60:LYS:O	2.16	0.46
3:MH:14:ASP:N	3:MH:14:ASP:OD1	2.47	0.46
3:MM:19:LEU:HD21	3:MM:21:LEU:HD21	1.97	0.46
3:NI:87:GLN:HB3	3:NI:89:TYR:CE2	2.49	0.46
1:A:180:A:H3'	3:CM:58:ASN:O	2.15	0.46
1:A:434:A:O3'	3:MM:63:LYS:NZ	2.49	0.46
1:A:683:G:H2'	1:A:684:U:O4'	2.15	0.46
1:A:951:U:HO2'	1:A:952:U:H6	1.64	0.46
1:A:1358:G:C2	1:A:1359:A:C5	3.03	0.46
1:A:1765:G:C2	1:A:1819:C:C2	3.04	0.46
1:A:2244:U:C2	1:A:2245:C:C5	3.03	0.46
1:A:2552:G:H2'	1:A:2553:A:C8	2.50	0.46
1:A:2596:U:C2	1:A:2657:A:N1	2.84	0.46
1:A:2604:G:HO2'	1:A:2618:A:N6	2.14	0.46
1:A:3092:G:H2'	1:A:3093:G:C8	2.50	0.46
1:A:3099:G:H2'	1:A:3100:A:C8	2.50	0.46
1:A:3402:U:H2'	1:A:3403:C:C6	2.49	0.46
1:A:3488:U:OP1	3:MF:59:ARG:NH1	2.49	0.46
1:A:3504:A:C2	1:A:3505:A:C5	3.03	0.46
1:A:3582:U:H2'	1:A:3583:A:O4'	2.15	0.46
1:A:3589:G:C5	1:A:3663:G:N2	2.83	0.46
1:A:3779:C:C2	1:A:3838:A:C2	3.03	0.46
1:A:3808:G:H1'	3:KH:58:ASN:HA	1.98	0.46
1:A:3955:C:H2'	1:A:3956:U:H6	1.81	0.46
1:A:4072:C:C2	1:A:4080:G:N2	2.83	0.46
1:A:4135:C:O3'	3:KE:59:ARG:CZ	2.63	0.46
2:M:149:MET:HA	2:M:152:GLU:HG3	1.98	0.46
2:M:223:ASP:OD1	2:M:227:ARG:NE	2.48	0.46
3:D:54:GLN:NE2	3:D:56:SER:OG	2.49	0.46
3:BA:24:ARG:HA	3:ND:129:ASN:ND2	2.30	0.46
3:BB:39:GLY:N	3:BB:45:GLU:OE2	2.48	0.46
3:BB:52:VAL:CG1	3:MA:130:PRO:HG3	2.45	0.46

Continued on next page...

Continued from previous page...

Atom-1	Atom-2	Interatomic distance (Å)	Clash overlap (Å)
3:BC:130:PRO:HA	3:ND:52:VAL:HG22	1.98	0.46
3:BG:102:ASP:OD2	3:IA:126:ASP:O	2.34	0.46
3:BH:128:LEU:HD11	3:IL:105:ARG:NE	2.30	0.46
3:BI:13:LYS:HE3	3:HM:106:ALA:HB3	1.96	0.46
3:BN:127:GLN:HB2	3:BN:129:ASN:ND2	2.31	0.46
3:CB:100:SER:N	3:HC:86:ARG:NH2	2.63	0.46
3:CF:13:LYS:NZ	3:GM:102:ASP:OD1	2.46	0.46
3:CJ:109:ARG:CG	3:CJ:110:THR:N	2.77	0.46
3:DH:55:PRO:HG3	3:DH:62:TYR:CZ	2.50	0.46
3:DN:126:ASP:OD1	3:DN:126:ASP:C	2.54	0.46
3:EA:86:ARG:HH11	3:EA:86:ARG:HG2	1.80	0.46
3:EB:11:ILE:HD11	3:MJ:111:GLU:N	2.31	0.46
3:EF:118:SER:O	3:EF:122:ILE:CD1	2.64	0.46
3:EI:13:LYS:HZ3	3:GA:102:ASP:C	2.19	0.46
3:EI:15:GLY:C	3:EI:16:LYS:HD2	2.36	0.46
3:EJ:55:PRO:HD3	3:EJ:62:TYR:CE1	2.50	0.46
3:FG:55:PRO:HB3	3:FG:60:LYS:HD3	1.96	0.46
3:FG:111:GLU:OE2	3:KG:11:ILE:HG12	2.15	0.46
3:FH:129:ASN:O	3:FH:129:ASN:OD1	2.34	0.46
3:GA:11:ILE:CD1	3:GA:19:LEU:HG	2.46	0.46
3:GA:37:GLN:OE1	3:GA:46:LYS:HD2	2.16	0.46
3:GF:48:VAL:HG22	3:GF:68:ILE:HD12	1.98	0.46
3:GH:79:SER:OG	3:JE:76:ALA:HA	2.15	0.46
3:GI:3:LEU:HB3	3:GI:23:PRO:HB3	1.98	0.46
3:GL:53:SER:OG	3:GL:63:LYS:HB3	2.14	0.46
3:GL:114:ALA:HB1	3:HG:8:LEU:CG	2.46	0.46
3:HD:42:PRO:CD	3:HD:43:ALA:N	2.79	0.46
3:HG:53:SER:OG	3:HG:63:LYS:HB2	2.15	0.46
3:HJ:101:THR:CG2	3:HJ:104:GLU:OE1	2.63	0.46
3:IB:52:VAL:CG1	3:IK:130:PRO:HA	2.45	0.46
3:IC:118:SER:OG	3:IC:119:PRO:HD2	2.16	0.46
3:ID:3:LEU:HD23	3:ID:3:LEU:N	2.30	0.46
3:ID:79:SER:O	3:ID:80:CYS:CB	2.64	0.46
3:IE:19:LEU:HD21	3:IE:21:LEU:HD21	1.98	0.46
3:IL:41:VAL:N	3:IL:42:PRO:CD	2.79	0.46
3:IN:55:PRO:HA	3:IN:60:LYS:O	2.16	0.46
3:JD:84:VAL:O	3:JD:84:VAL:HG13	2.15	0.46
3:JF:8:LEU:CD1	3:KA:115:LEU:HD22	2.45	0.46
3:JF:86:ARG:NH1	3:KA:99:TYR:O	2.38	0.46
3:JM:49:THR:OG1	3:JM:67:LYS:HB2	2.16	0.46
3:KA:48:VAL:HG23	3:KA:68:ILE:HG12	1.98	0.46

Continued on next page...

Continued from previous page...

Atom-1	Atom-2	Interatomic distance (Å)	Clash overlap (Å)
3:KK:66:VAL:CG2	3:KK:92:VAL:CG1	2.93	0.46
3:KM:55:PRO:CD	3:KM:62:TYR:CE2	2.98	0.46
3:LA:72:THR:HB	3:LA:86:ARG:HB3	1.97	0.46
3:LJ:30:ASN:OD1	3:LJ:32:VAL:HG12	2.16	0.46
3:LL:86:ARG:NH1	3:MB:97:THR:HG23	2.30	0.46
3:LM:118:SER:O	3:LM:122:ILE:HG13	2.15	0.46
3:LN:110:THR:HB	3:MI:11:ILE:HD12	1.95	0.46
3:MB:116:LEU:HD12	3:MB:116:LEU:O	2.15	0.46
3:MD:56:SER:O	3:MD:59:ARG:O	2.33	0.46
3:ME:106:ALA:HB3	3:NH:13:LYS:HD3	1.96	0.46
3:NE:27:ASN:O	3:NE:31:GLY:N	2.41	0.46
1:A:293:U:H2'	1:A:294:U:O4'	2.15	0.46
1:A:339:C:H2'	1:A:340:U:O4'	2.16	0.46
1:A:1098:C:C2	1:A:1099:G:C8	3.04	0.46
1:A:2631:G:C5	1:A:2632:A:C5	3.04	0.46
1:A:3373:G:H4'	1:A:3374:U:O5'	2.16	0.46
1:A:3536:G:HO2'	1:A:3537:U:H6	1.60	0.46
1:A:3573:A:C2	1:A:3914:U:H2'	2.51	0.46
1:A:3580:U:N3	1:A:3845:A:N6	2.63	0.46
1:A:3629:G:O2'	1:A:3630:A:H5'	2.16	0.46
1:A:4049:G:H2'	1:A:4050:U:O4'	2.15	0.46
2:M:232:GLN:CG	2:M:337:LEU:HD21	2.45	0.46
2:M:315:THR:O	2:M:315:THR:HG23	2.15	0.46
3:BD:122:ILE:CD1	3:JB:109:ARG:CZ	2.93	0.46
3:BE:3:LEU:HD13	3:BE:23:PRO:CB	2.42	0.46
3:BH:52:VAL:HG12	3:IL:130:PRO:HB3	1.97	0.46
3:BI:55:PRO:HB3	3:BI:60:LYS:CD	2.45	0.46
3:CG:42:PRO:CA	3:CG:45:GLU:OE1	2.64	0.46
3:CI:51:SER:OG	3:CI:65:GLN:HB2	2.16	0.46
3:CI:79:SER:HA	3:HL:76:ALA:HA	1.97	0.46
3:CL:93:THR:HB	3:HH:91:ASP:OD2	2.16	0.46
3:CN:102:ASP:N	3:CN:102:ASP:OD1	2.48	0.46
3:DC:32:VAL:HG13	3:DC:51:SER:OG	2.16	0.46
3:DC:109:ARG:HH12	3:EN:122:ILE:HA	1.81	0.46
3:DE:116:LEU:CD1	3:EL:109:ARG:HG3	2.46	0.46
3:DK:117:ALA:O	3:DK:122:ILE:HD11	2.15	0.46
3:DL:34:SER:C	3:DL:35:LEU:HD22	2.36	0.46
3:DL:111:GLU:N	3:MN:11:ILE:HD11	2.30	0.46
3:EA:37:GLN:OE1	3:EA:39:GLY:N	2.36	0.46
3:EA:55:PRO:HD3	3:EA:62:TYR:CE2	2.50	0.46
3:EB:106:ALA:HA	3:EB:109:ARG:NE	2.31	0.46

Continued on next page...

Continued from previous page...

Atom-1	Atom-2	Interatomic distance (Å)	Clash overlap (Å)
3:EB:111:GLU:CA	3:MJ:11:ILE:HD11	2.46	0.46
3:ED:22:ASN:O	3:ED:35:LEU:HD13	2.15	0.46
3:EE:122:ILE:O	3:EE:126:ASP:HB3	2.15	0.46
3:EF:44:LEU:HG	3:EF:44:LEU:O	2.15	0.46
3:EF:46:LYS:HZ3	3:FA:111:GLU:HG2	1.80	0.46
3:EF:87:GLN:N	3:EF:87:GLN:OE1	2.48	0.46
3:EL:52:VAL:CG2	3:EL:64:VAL:HG22	2.42	0.46
3:FA:29:THR:OG1	3:FA:30:ASN:N	2.48	0.46
3:GA:41:VAL:HG11	3:GA:44:LEU:HG	1.97	0.46
3:GC:21:LEU:HD11	3:GC:48:VAL:CG2	2.45	0.46
3:GF:126:ASP:OD1	3:KD:106:ALA:HB2	2.16	0.46
3:GH:53:SER:HB3	3:GH:63:LYS:HB2	1.97	0.46
3:GI:84:VAL:O	3:GI:84:VAL:HG13	2.15	0.46
3:HH:54:GLN:HB3	3:HH:55:PRO:CD	2.46	0.46
3:IF:60:LYS:HB2	3:IF:61:ASN:CB	2.44	0.46
3:IF:97:THR:OG1	3:NI:86:ARG:CZ	2.63	0.46
3:IG:105:ARG:NH1	3:JJ:126:ASP:CA	2.77	0.46
3:IL:101:THR:OG1	3:IL:103:GLU:OE2	2.33	0.46
3:IN:55:PRO:HB2	3:IN:60:LYS:HZ1	1.81	0.46
3:JA:8:LEU:HD22	3:JA:8:LEU:N	2.31	0.46
3:JF:81:ASP:N	3:JF:81:ASP:OD2	2.49	0.46
3:JH:17:GLN:HG3	3:JH:18:THR:N	2.30	0.46
3:JJ:6:VAL:HG12	3:JJ:8:LEU:HD22	1.98	0.46
3:JJ:13:LYS:N	3:JJ:13:LYS:CD	2.78	0.46
3:KA:96:PHE:HB3	3:KA:100:SER:HB3	1.97	0.46
3:KE:111:GLU:O	3:KE:115:LEU:HG	2.15	0.46
3:KF:99:TYR:OH	3:KG:82:PRO:N	2.48	0.46
3:KL:118:SER:O	3:KL:122:ILE:HG13	2.16	0.46
3:KN:44:LEU:CD1	3:LB:98:GLN:HE21	2.29	0.46
3:KN:101:THR:O	3:KN:105:ARG:HG3	2.16	0.46
3:LA:105:ARG:NE	3:MD:128:LEU:HD11	2.29	0.46
3:LG:105:ARG:O	3:LG:108:VAL:HG22	2.14	0.46
3:LI:76:ALA:O	3:LI:78:GLY:N	2.48	0.46
3:LJ:27:ASN:HB3	3:LJ:32:VAL:HG12	1.97	0.46
3:LL:60:LYS:HB2	3:LL:61:ASN:HB2	1.98	0.46
3:LL:86:ARG:CZ	3:MB:100:SER:HA	2.46	0.46
3:LN:61:ASN:O	3:LN:63:LYS:CE	2.64	0.46
3:MC:13:LYS:NZ	3:NJ:103:GLU:HA	2.31	0.46
3:MD:34:SER:C	3:MD:35:LEU:HD22	2.35	0.46
3:NB:30:ASN:CG	3:NB:32:VAL:HG23	2.35	0.46
3:NH:66:VAL:O	3:NH:66:VAL:HG13	2.16	0.46

Continued on next page...

Continued from previous page...

Atom-1	Atom-2	Interatomic distance (Å)	Clash overlap (Å)
3:NJ:70:ASN:HB2	3:NJ:88:ALA:HB3	1.97	0.46
3:NJ:84:VAL:HG12	3:NJ:87:GLN:NE2	2.31	0.46
1:A:189:U:O2	1:A:308:C:C2	2.68	0.46
1:A:253:A:OP1	1:A:254:C:H4'	2.16	0.46
1:A:454:U:H2'	1:A:455:U:O4'	2.14	0.46
1:A:975:C:N3	1:A:976:A:N7	2.64	0.46
1:A:1267:U:H2'	1:A:1268:C:O4'	2.16	0.46
1:A:1301:U:O2	1:A:1301:U:H2'	2.16	0.46
1:A:1655:G:C2	1:A:1656:G:C4	3.04	0.46
1:A:1874:U:C5	1:A:2842:G:H2'	2.51	0.46
1:A:2105:U:OP1	3:JD:59:ARG:CZ	2.64	0.46
1:A:2117:G:OP1	1:A:2119:A:N6	2.49	0.46
1:A:2250:G:N2	1:A:2251:G:C4	2.84	0.46
1:A:2356:C:OP1	3:FL:61:ASN:ND2	2.48	0.46
1:A:2386:G:H2'	1:A:2387:C:O4'	2.16	0.46
1:A:2511:U:C2	1:A:2512:C:C6	3.04	0.46
1:A:2607:A:OP1	3:EI:61:ASN:ND2	2.49	0.46
1:A:3243:G:H2'	1:A:3243:G:N3	2.30	0.46
1:A:3585:A:H3'	1:A:3586:U:C5	2.51	0.46
1:A:3769:U:C3'	1:A:3770:C:O4'	2.63	0.46
1:A:4173:C:H4'	3:FI:99:TYR:HE1	1.81	0.46
2:M:132:VAL:N	2:M:133:PRO:CD	2.79	0.46
2:M:228:HIS:O	2:M:232:GLN:CD	2.54	0.46
2:M:247:VAL:HG12	2:M:248:GLU:N	2.30	0.46
3:BF:93:THR:HB	3:IN:91:ASP:OD2	2.15	0.46
3:BH:55:PRO:HD3	3:BH:62:TYR:HE2	1.81	0.46
3:BI:24:ARG:HE	3:IL:130:PRO:HD3	1.81	0.46
3:BJ:86:ARG:CZ	3:BN:100:SER:HA	2.45	0.46
3:BJ:102:ASP:OD1	3:BN:13:LYS:NZ	2.40	0.46
3:BM:89:TYR:O	3:DJ:95:SER:OG	2.30	0.46
3:CA:95:SER:OG	3:DH:89:TYR:HB2	2.15	0.46
3:CA:109:ARG:CZ	3:DH:122:ILE:HD13	2.44	0.46
3:CB:4:GLU:HG3	3:CB:5:THR:N	2.30	0.46
3:CC:42:PRO:O	3:CC:47:ARG:NH1	2.48	0.46
3:CD:132:TYR:CZ	3:GN:28:PRO:HB3	2.51	0.46
3:CE:24:ARG:HB2	3:CE:34:SER:OG	2.16	0.46
3:CE:81:ASP:OD2	3:CG:99:TYR:CZ	2.68	0.46
3:CI:118:SER:O	3:CI:122:ILE:HG13	2.16	0.46
3:CJ:106:ALA:HA	3:CJ:109:ARG:CD	2.46	0.46
3:CL:24:ARG:NH2	3:NC:127:GLN:O	2.49	0.46
3:CN:97:THR:N	3:CN:100:SER:OG	2.49	0.46

Continued on next page...

Continued from previous page...

Atom-1	Atom-2	Interatomic distance (Å)	Clash overlap (Å)
3:DB:111:GLU:OE2	3:DK:68:ILE:CG2	2.60	0.46
3:DE:131:ALA:HB1	3:EL:3:LEU:CD2	2.46	0.46
3:ED:109:ARG:NE	3:ED:110:THR:HG23	2.29	0.46
3:ED:128:LEU:HD11	3:EH:105:ARG:CD	2.46	0.46
3:EE:72:THR:OG1	3:EE:86:ARG:HB2	2.16	0.46
3:EG:75:THR:O	3:EG:75:THR:HG23	2.16	0.46
3:EK:125:ILE:CG1	3:FM:109:ARG:CZ	2.93	0.46
3:EM:121:LEU:HD12	3:EM:121:LEU:N	2.30	0.46
3:FC:24:ARG:HG3	3:FC:36:SER:HB3	1.98	0.46
3:FC:79:SER:HA	3:LJ:75:THR:O	2.16	0.46
3:FC:96:PHE:CD1	3:FC:105:ARG:HG2	2.51	0.46
3:GD:116:LEU:C	3:GD:116:LEU:HD23	2.36	0.46
3:GI:22:ASN:OD1	3:GI:23:PRO:HD2	2.15	0.46
3:HN:21:LEU:HD21	3:HN:48:VAL:HG21	1.96	0.46
3:IE:3:LEU:HD13	3:JL:132:TYR:CA	2.46	0.46
3:IH:32:VAL:HG12	3:IH:51:SER:CB	2.46	0.46
3:IH:109:ARG:CZ	3:NG:122:ILE:CD1	2.94	0.46
3:IJ:62:TYR:HD1	3:NE:128:LEU:CG	2.29	0.46
3:IJ:109:ARG:HD3	3:NE:125:ILE:HG21	1.98	0.46
3:IK:102:ASP:OD1	3:IK:103:GLU:N	2.49	0.46
3:JA:23:PRO:C	3:JA:24:ARG:HD2	2.36	0.46
3:JA:41:VAL:N	3:JA:42:PRO:CD	2.79	0.46
3:JB:119:PRO:O	3:JB:122:ILE:HB	2.15	0.46
3:JD:14:ASP:HB2	3:JD:16:LYS:HZ1	1.81	0.46
3:JG:122:ILE:HA	3:LD:109:ARG:CZ	2.46	0.46
3:JH:99:TYR:HD1	3:JI:81:ASP:OD2	1.98	0.46
3:KF:41:VAL:O	3:KF:45:GLU:OE2	2.34	0.46
3:LE:60:LYS:HE2	3:LE:98:GLN:HB3	1.97	0.46
3:LG:106:ALA:CB	3:MG:13:LYS:HZ2	2.27	0.46
3:ME:100:SER:HA	3:NH:86:ARG:CZ	2.46	0.46
3:NJ:97:THR:OG1	3:NJ:98:GLN:N	2.48	0.46
1:A:1705:U:C4	1:A:1706:G:O6	2.69	0.46
1:A:2603:A:H3'	1:A:2604:G:C8	2.51	0.46
1:A:2896:G:H3'	1:A:2897:G:H8	1.80	0.46
1:A:2922:A:H3'	1:A:2923:G:O4'	2.16	0.46
1:A:2928:U:H5''	1:A:2929:C:OP2	2.16	0.46
1:A:3002:G:O6	1:A:3389:A:C5	2.68	0.46
1:A:3034:G:OP1	3:BB:59:ARG:NH1	2.49	0.46
1:A:3264:C:H2'	1:A:3265:C:C6	2.50	0.46
1:A:3470:A:N3	1:A:3514:U:O4	2.49	0.46
1:A:3492:A:H62	3:MF:89:TYR:HD1	1.63	0.46

Continued on next page...

Continued from previous page...

Atom-1	Atom-2	Interatomic distance (Å)	Clash overlap (Å)
1:A:3599:A:H2'	1:A:3600:G:H8	1.81	0.46
1:A:3605:U:H3	1:A:3648:G:H1	1.64	0.46
1:A:3934:G:C2'	1:A:3935:G:O5'	2.64	0.46
1:A:3993:A:H61	1:A:3999:C:N4	2.13	0.46
1:A:3994:G:H2'	1:A:3996:A:OP2	2.16	0.46
2:M:6:GLY:C	2:M:7:LEU:HD22	2.35	0.46
3:B:8:LEU:HD22	3:D:111:GLU:OE2	2.16	0.46
3:BA:106:ALA:HB3	3:MK:13:LYS:CD	2.45	0.46
3:BD:56:SER:O	3:BD:59:ARG:O	2.34	0.46
3:BG:96:PHE:CE2	3:BG:105:ARG:HG2	2.51	0.46
3:BG:130:PRO:O	3:IA:1:ALA:HB3	2.15	0.46
3:BH:11:ILE:CD1	3:IL:110:THR:OG1	2.64	0.46
3:BH:86:ARG:CZ	3:IL:100:SER:HA	2.45	0.46
3:BJ:96:PHE:HE1	3:BN:125:ILE:CD1	2.28	0.46
3:BJ:110:THR:OG1	3:BN:11:ILE:CD1	2.61	0.46
3:BN:119:PRO:O	3:BN:122:ILE:HB	2.16	0.46
3:CB:20:VAL:C	3:CB:21:LEU:HD22	2.36	0.46
3:CF:11:ILE:HD11	3:GM:111:GLU:HA	1.97	0.46
3:CL:2:LYS:HD2	3:HH:132:TYR:O	2.15	0.46
3:CL:105:ARG:CD	3:HH:128:LEU:HD11	2.46	0.46
3:DE:55:PRO:HG3	3:DE:62:TYR:CE1	2.51	0.46
3:DE:111:GLU:N	3:EL:11:ILE:HD11	2.31	0.46
3:DH:118:SER:O	3:DH:122:ILE:HG12	2.16	0.46
3:DL:34:SER:O	3:DL:35:LEU:HD22	2.15	0.46
3:DM:99:TYR:HA	3:DN:41:VAL:HG13	1.97	0.46
3:ED:131:ALA:HB1	3:EH:3:LEU:HD21	1.97	0.46
3:EG:61:ASN:OD1	3:EG:61:ASN:C	2.54	0.46
3:EG:111:GLU:O	3:EG:115:LEU:HG	2.16	0.46
3:EK:87:GLN:HB2	3:EK:89:TYR:CE1	2.50	0.46
3:EM:65:GLN:NE2	3:EM:93:THR:HG22	2.31	0.46
3:EM:127:GLN:N	3:EM:127:GLN:OE1	2.49	0.46
3:EN:87:GLN:HB3	3:EN:89:TYR:CE1	2.51	0.46
3:FG:11:ILE:HG22	3:FG:17:GLN:C	2.36	0.46
3:FI:55:PRO:HD3	3:FI:62:TYR:CD1	2.51	0.46
3:FJ:99:TYR:HB2	3:HF:86:ARG:HH21	1.81	0.46
3:FJ:106:ALA:HA	3:FJ:109:ARG:CZ	2.46	0.46
3:FL:14:ASP:OD2	3:FL:16:LYS:NZ	2.42	0.46
3:FL:99:TYR:O	3:HD:86:ARG:NH2	2.48	0.46
3:GC:67:LYS:HD2	3:GC:68:ILE:N	2.31	0.46
3:GD:34:SER:C	3:GD:35:LEU:HD22	2.36	0.46
3:GE:48:VAL:HG13	3:GE:68:ILE:CD1	2.46	0.46

Continued on next page...

Continued from previous page...

Atom-1	Atom-2	Interatomic distance (Å)	Clash overlap (Å)
3:GG:101:THR:O	3:GG:105:ARG:HG3	2.16	0.46
3:GH:97:THR:HG21	3:KB:86:ARG:HG3	1.98	0.46
3:GI:125:ILE:HG23	3:GI:126:ASP:N	2.31	0.46
3:GM:55:PRO:HD3	3:GM:62:TYR:CE1	2.50	0.46
3:GN:61:ASN:OD1	3:GN:96:PHE:O	2.33	0.46
3:HD:55:PRO:HA	3:HD:60:LYS:O	2.16	0.46
3:HH:41:VAL:O	3:HH:44:LEU:HG	2.16	0.46
3:HK:55:PRO:HB3	3:HK:60:LYS:O	2.16	0.46
3:IB:103:GLU:HA	3:IK:13:LYS:NZ	2.31	0.46
3:IH:3:LEU:HD12	3:IH:35:LEU:HD21	1.97	0.46
3:IH:72:THR:HB	3:IH:86:ARG:CB	2.46	0.46
3:II:101:THR:OG1	3:II:104:GLU:CD	2.54	0.46
3:IL:35:LEU:HB2	3:IL:48:VAL:CG1	2.45	0.46
3:JB:91:ASP:OD1	3:JB:91:ASP:O	2.34	0.46
3:JM:21:LEU:HD13	3:JM:36:SER:C	2.36	0.46
3:KA:87:GLN:N	3:KA:87:GLN:OE1	2.49	0.46
3:KH:8:LEU:N	3:KH:8:LEU:HD22	2.31	0.46
3:KH:79:SER:OG	3:KH:80:CYS:N	2.48	0.46
3:KJ:76:ALA:O	3:KJ:79:SER:OG	2.30	0.46
3:LA:2:LYS:HA	3:LA:2:LYS:HE3	1.98	0.46
3:LA:10:ASN:OD1	3:LA:10:ASN:C	2.54	0.46
3:LA:72:THR:CB	3:LA:86:ARG:HB3	2.45	0.46
3:LC:30:ASN:OD1	3:LC:30:ASN:N	2.47	0.46
3:LE:126:ASP:HB2	3:LE:127:GLN:OE1	2.15	0.46
3:LJ:119:PRO:HA	3:LJ:122:ILE:HB	1.97	0.46
3:MC:110:THR:HB	3:NJ:11:ILE:HD12	1.98	0.46
3:MG:11:ILE:CG2	3:MG:17:GLN:HG2	2.45	0.46
3:MK:52:VAL:O	3:MK:52:VAL:HG13	2.14	0.46
3:NA:101:THR:CG2	3:NA:104:GLU:OE1	2.64	0.46
3:NB:41:VAL:HG13	3:NB:44:LEU:HD11	1.97	0.46
3:NG:121:LEU:O	3:NG:125:ILE:HG22	2.16	0.46
3:NI:35:LEU:HD12	3:NI:35:LEU:N	2.30	0.46
1:A:735:G:H2'	1:A:736:C:C6	2.51	0.46
1:A:1018:U:H2'	1:A:1019:U:C6	2.51	0.46
1:A:1226:A:O2'	1:A:1227:U:P	2.73	0.46
1:A:1366:C:P	3:CD:63:LYS:NZ	2.88	0.46
1:A:1367:U:C4	1:A:1368:U:H1'	2.51	0.46
1:A:1473:G:H2'	1:A:1474:C:H6	1.81	0.46
1:A:1508:G:H2'	1:A:1509:C:H5	1.81	0.46
1:A:1626:U:H3'	1:A:1627:U:H5''	1.98	0.46
1:A:1639:A:H2'	1:A:1640:G:O4'	2.16	0.46

Continued on next page...

Continued from previous page...

Atom-1	Atom-2	Interatomic distance (Å)	Clash overlap (Å)
1:A:1839:A:C4'	3:GJ:57:ARG:HH12	2.29	0.46
1:A:1969:G:H2'	1:A:1970:C:O4'	2.16	0.46
1:A:2324:U:O4'	1:A:4076:C:C5	2.69	0.46
1:A:2570:C:H2'	1:A:2571:G:O4'	2.16	0.46
1:A:2655:G:C2	1:A:2656:A:N7	2.83	0.46
1:A:2707:U:C5	3:DD:89:TYR:HE1	2.34	0.46
1:A:2708:C:H4'	3:DD:67:LYS:HZ2	1.81	0.46
1:A:2835:A:C4'	1:A:2836:A:OP2	2.64	0.46
1:A:3082:U:O2	1:A:3083:G:O6	2.33	0.46
1:A:3395:C:C4	1:A:3396:U:C4	3.04	0.46
1:A:3747:G:C2	1:A:3748:G:C4	3.03	0.46
1:A:3771:G:H2'	1:A:3772:G:O5'	2.15	0.46
1:A:3992:G:O3'	3:KN:60:LYS:HE2	2.16	0.46
1:A:4020:A:H2'	1:A:4021:C:O4'	2.15	0.46
1:A:4079:G:H2'	1:A:4080:G:C8	2.51	0.46
2:M:158:LYS:CE	2:M:406:VAL:HG22	2.45	0.46
2:M:262:LYS:O	2:M:360:LYS:N	2.40	0.46
3:BA:132:TYR:O	3:MK:2:LYS:CE	2.64	0.46
3:BD:41:VAL:N	3:BD:42:PRO:CD	2.79	0.46
3:BE:6:VAL:HG12	3:BE:8:LEU:CD2	2.46	0.46
3:BE:60:LYS:O	3:BE:61:ASN:ND2	2.49	0.46
3:BE:92:VAL:HG22	3:CE:92:VAL:HG22	1.97	0.46
3:BE:116:LEU:HD23	3:CE:113:ALA:HB2	1.98	0.46
3:BG:13:LYS:NZ	3:IA:103:GLU:OE1	2.49	0.46
3:BH:128:LEU:HD11	3:IL:105:ARG:CD	2.45	0.46
3:CG:101:THR:O	3:CG:105:ARG:HG3	2.16	0.46
3:CG:115:LEU:O	3:CG:121:LEU:HD12	2.15	0.46
3:CH:72:THR:HB	3:CH:86:ARG:HB2	1.98	0.46
3:CH:119:PRO:O	3:CH:122:ILE:HG12	2.16	0.46
3:CI:84:VAL:O	3:CI:84:VAL:HG13	2.16	0.46
3:CK:68:ILE:HD11	3:NC:111:GLU:HG3	1.98	0.46
3:CK:130:PRO:HA	3:NC:52:VAL:HG21	1.98	0.46
3:DG:95:SER:O	3:DG:96:PHE:CD1	2.69	0.46
3:DG:109:ARG:NH1	3:EJ:122:ILE:O	2.48	0.46
3:DJ:87:GLN:HB2	3:DJ:89:TYR:CE1	2.50	0.46
3:DN:103:GLU:HA	3:ML:13:LYS:HZ2	1.81	0.46
3:EE:21:LEU:HD11	3:EE:48:VAL:HG21	1.97	0.46
3:EG:11:ILE:HG23	3:EG:17:GLN:HB2	1.97	0.46
3:EM:119:PRO:O	3:EM:122:ILE:HG12	2.15	0.46
3:EM:131:ALA:O	3:EM:132:TYR:HD1	1.98	0.46
3:EN:23:PRO:HA	3:EN:35:LEU:HD13	1.97	0.46

Continued on next page...

Continued from previous page...

Atom-1	Atom-2	Interatomic distance (Å)	Clash overlap (Å)
3:EN:97:THR:N	3:EN:100:SER:OG	2.49	0.46
3:FE:94:PHE:HB3	3:FE:96:PHE:CZ	2.51	0.46
3:FE:100:SER:N	3:KI:86:ARG:NH2	2.63	0.46
3:FF:70:ASN:ND2	3:LF:108:VAL:CG1	2.78	0.46
3:FH:115:LEU:CG	3:FK:8:LEU:HD11	2.45	0.46
3:FN:121:LEU:HA	3:FN:124:ALA:HB3	1.97	0.46
3:GD:112:LEU:CD2	3:KF:116:LEU:HD11	2.46	0.46
3:GI:54:GLN:HB3	3:GI:55:PRO:CD	2.45	0.46
3:GJ:14:ASP:OD1	3:GJ:16:LYS:N	2.47	0.46
3:GJ:105:ARG:NE	3:GN:126:ASP:O	2.44	0.46
3:GK:49:THR:OG1	3:GK:67:LYS:HB2	2.16	0.46
3:GL:68:ILE:HD11	3:HG:111:GLU:CD	2.36	0.46
3:GN:47:ARG:HB2	3:GN:69:GLN:HE21	1.81	0.46
3:HB:26:VAL:HG23	3:HB:32:VAL:C	2.36	0.46
3:HB:119:PRO:HA	3:HB:122:ILE:HG22	1.97	0.46
3:HH:11:ILE:HG21	3:HH:19:LEU:HD13	1.98	0.46
3:HI:21:LEU:HD11	3:HI:48:VAL:HG21	1.97	0.46
3:HI:103:GLU:HA	3:II:13:LYS:CE	2.45	0.46
3:IA:28:PRO:HB3	3:IK:132:TYR:CE1	2.51	0.46
3:IB:52:VAL:HG12	3:IK:130:PRO:HA	1.98	0.46
3:IE:109:ARG:CZ	3:JL:122:ILE:HD13	2.45	0.46
3:IG:11:ILE:CG2	3:IG:17:GLN:HB2	2.46	0.46
3:IM:39:GLY:HA3	3:IM:45:GLU:OE1	2.15	0.46
3:JA:106:ALA:C	3:JA:109:ARG:HB3	2.35	0.46
3:JB:18:THR:O	3:JB:19:LEU:HD22	2.15	0.46
3:JC:55:PRO:HA	3:JC:60:LYS:O	2.16	0.46
3:JF:13:LYS:HZ1	3:KA:103:GLU:CB	2.29	0.46
3:JF:13:LYS:HZ2	3:KA:103:GLU:HA	1.81	0.46
3:JI:109:ARG:HD3	3:LB:125:ILE:HG21	1.98	0.46
3:JL:27:ASN:OD1	3:JL:30:ASN:N	2.47	0.46
3:JM:99:TYR:OH	3:JN:84:VAL:N	2.41	0.46
3:KB:7:THR:O	3:KB:7:THR:OG1	2.34	0.46
3:KG:34:SER:O	3:KG:35:LEU:HD12	2.16	0.46
3:KI:95:SER:O	3:KI:96:PHE:HD1	1.98	0.46
3:KJ:109:ARG:HB2	3:LE:125:ILE:HD11	1.98	0.46
3:KL:6:VAL:HG12	3:KL:8:LEU:CD1	2.46	0.46
3:KN:27:ASN:O	3:KN:31:GLY:N	2.47	0.46
3:LB:24:ARG:NH1	3:MD:129:ASN:OD1	2.48	0.46
3:LK:7:THR:O	3:LK:7:THR:HG23	2.16	0.46
3:LL:109:ARG:HG2	3:MB:116:LEU:CD1	2.46	0.46
3:LL:109:ARG:HG2	3:MB:116:LEU:HD11	1.98	0.46

Continued on next page...

Continued from previous page...

Atom-1	Atom-2	Interatomic distance (Å)	Clash overlap (Å)
3:MC:55:PRO:HG3	3:MC:62:TYR:CE1	2.51	0.46
3:MD:24:ARG:HB2	3:MD:34:SER:HB3	1.98	0.46
3:MI:59:ARG:HG2	3:MI:60:LYS:H	1.80	0.46
3:MJ:11:ILE:CG2	3:MJ:17:GLN:HB2	2.46	0.46
3:NE:63:LYS:NZ	3:NE:65:GLN:OE1	2.49	0.46
3:NH:41:VAL:O	3:NH:44:LEU:HG	2.16	0.46
1:A:534:A:O4'	3:CI:89:TYR:CZ	2.69	0.46
1:A:537:A:H2'	1:A:538:U:C6	2.51	0.46
1:A:964:G:O6	1:A:1047:U:C4	2.69	0.46
1:A:976:A:N6	1:A:1038:G:C6	2.84	0.46
1:A:1421:G:C5	1:A:1422:G:C6	3.04	0.46
1:A:1423:U:O2'	1:A:2603:A:C6	2.66	0.46
1:A:1450:U:C4	1:A:1458:G:N1	2.84	0.46
1:A:1455:C:OP2	1:A:1456:A:N1	2.49	0.46
1:A:1499:G:C5	1:A:1500:G:N7	2.84	0.46
1:A:2266:U:H2'	1:A:2266:U:O2	2.16	0.46
1:A:2292:A:HO2'	1:A:2293:A:C1'	2.24	0.46
1:A:2383:U:C2	1:A:2383:U:OP1	2.69	0.46
1:A:2438:C:H4'	1:A:2439:G:O5'	2.14	0.46
1:A:2539:C:C2	1:A:2572:A:N6	2.84	0.46
1:A:2836:A:C4	1:A:2857:C:N4	2.83	0.46
1:A:3118:U:C2	1:A:3119:A:C8	3.03	0.46
1:A:3438:U:C2	1:A:3439:U:C5	3.04	0.46
1:A:3467:G:C2	1:A:3468:G:N7	2.84	0.46
1:A:3540:U:OP2	3:GD:57:ARG:CG	2.64	0.46
1:A:3580:U:C5'	1:A:3581:U:OP2	2.63	0.46
1:A:3597:A:N6	1:A:3654:A:H61	2.13	0.46
1:A:4135:C:O5'	3:KE:63:LYS:HE2	2.15	0.46
1:A:4156:A:C4	1:A:4162:U:N3	2.84	0.46
2:M:218:ARG:O	2:M:222:LEU:HD13	2.15	0.46
2:M:232:GLN:HE21	2:M:337:LEU:HD21	1.80	0.46
3:B:92:VAL:HG22	3:D:92:VAL:HG13	1.98	0.46
3:BA:15:GLY:O	3:BA:16:LYS:HE2	2.16	0.46
3:BB:109:ARG:NE	3:MA:122:ILE:HG22	2.25	0.46
3:BC:8:LEU:HD21	3:ND:115:LEU:CD2	2.46	0.46
3:BC:117:ALA:O	3:BC:122:ILE:HD11	2.15	0.46
3:BM:30:ASN:OD1	3:BM:30:ASN:N	2.48	0.46
3:BM:132:TYR:O	3:DJ:2:LYS:HD2	2.15	0.46
3:CB:13:LYS:HZ1	3:HC:103:GLU:HA	1.76	0.46
3:CB:48:VAL:HG13	3:CB:68:ILE:HD11	1.97	0.46
3:CB:93:THR:O	3:HC:91:ASP:OD2	2.34	0.46

Continued on next page...

Continued from previous page...

Atom-1	Atom-2	Interatomic distance (Å)	Clash overlap (Å)
3:CC:122:ILE:HA	3:DF:109:ARG:NH2	2.31	0.46
3:CD:49:THR:HB	3:CD:67:LYS:HB2	1.98	0.46
3:CG:24:ARG:HB2	3:CG:34:SER:OG	2.16	0.46
3:CH:92:VAL:CG2	3:HL:112:LEU:HD11	2.45	0.46
3:CI:101:THR:HG1	3:CI:104:GLU:CD	2.14	0.46
3:CL:22:ASN:O	3:CL:35:LEU:HD23	2.16	0.46
3:DA:26:VAL:HG11	3:MM:132:TYR:OH	2.14	0.46
3:DC:111:GLU:N	3:EN:11:ILE:CD1	2.79	0.46
3:DF:87:GLN:N	3:DF:87:GLN:OE1	2.49	0.46
3:DJ:91:ASP:OD1	3:DJ:91:ASP:O	2.34	0.46
3:DK:102:ASP:HA	3:DK:105:ARG:HE	1.81	0.46
3:DM:105:ARG:NE	3:EM:128:LEU:HD11	2.31	0.46
3:EA:94:PHE:HD2	3:LM:125:ILE:HD12	1.75	0.46
3:ED:109:ARG:O	3:EH:116:LEU:HD11	2.16	0.46
3:EE:79:SER:O	3:EH:74:CYS:HB3	2.16	0.46
3:EH:18:THR:O	3:EH:19:LEU:HD22	2.15	0.46
3:EH:63:LYS:HD2	3:EH:93:THR:HG23	1.98	0.46
3:EI:131:ALA:HB1	3:GA:3:LEU:CD2	2.38	0.46
3:FF:92:VAL:HG22	3:LF:92:VAL:CG2	2.40	0.46
3:FG:116:LEU:HD22	3:KG:109:ARG:HG3	1.97	0.46
3:FH:107:PHE:CZ	3:FK:70:ASN:ND2	2.84	0.46
3:FI:3:LEU:HB3	3:FI:23:PRO:HB3	1.97	0.46
3:FJ:18:THR:O	3:FJ:19:LEU:HD22	2.15	0.46
3:GA:101:THR:CG2	3:GA:104:GLU:OE1	2.64	0.46
3:GD:2:LYS:O	3:KF:120:LEU:HD11	2.17	0.46
3:GD:125:ILE:HG21	3:KF:64:VAL:HG11	1.96	0.46
3:GF:115:LEU:HG	3:GF:121:LEU:HD11	1.97	0.46
3:GH:128:LEU:HD11	3:KB:105:ARG:CD	2.46	0.46
3:HA:7:THR:O	3:HA:7:THR:HG23	2.15	0.46
3:HA:24:ARG:HB2	3:HA:34:SER:OG	2.16	0.46
3:HB:27:ASN:ND2	3:HB:30:ASN:OD1	2.49	0.46
3:HB:122:ILE:HG13	3:HB:126:ASP:OD2	2.16	0.46
3:HH:98:GLN:CD	3:HI:43:ALA:HB2	2.36	0.46
3:HI:101:THR:HB	3:HI:103:GLU:OE1	2.16	0.46
3:HJ:119:PRO:HA	3:HJ:122:ILE:HB	1.98	0.46
3:HK:11:ILE:CG2	3:HK:17:GLN:HB2	2.45	0.46
3:IF:55:PRO:HD3	3:IF:62:TYR:HE1	1.81	0.46
3:IG:11:ILE:HD11	3:JJ:111:GLU:CA	2.46	0.46
3:IG:117:ALA:HA	3:JJ:109:ARG:HH22	1.81	0.46
3:II:87:GLN:O	3:II:87:GLN:HG3	2.15	0.46
3:IJ:14:ASP:CG	3:IJ:16:LYS:HG3	2.36	0.46

Continued on next page...

Continued from previous page...

Atom-1	Atom-2	Interatomic distance (Å)	Clash overlap (Å)
3:IL:41:VAL:O	3:IL:44:LEU:N	2.40	0.46
3:IL:53:SER:OG	3:IL:59:ARG:CD	2.64	0.46
3:IN:37:GLN:NE2	3:IN:38:ALA:O	2.49	0.46
3:JC:127:GLN:N	3:JC:127:GLN:OE1	2.49	0.46
3:JE:101:THR:HG22	3:JF:41:VAL:HG22	1.97	0.46
3:JF:111:GLU:OE2	3:JF:115:LEU:HD11	2.15	0.46
3:JI:123:ASP:OD1	3:JI:129:ASN:ND2	2.36	0.46
3:KC:37:GLN:CB	3:KC:45:GLU:OE2	2.64	0.46
3:KC:103:GLU:HA	3:LC:13:LYS:NZ	2.31	0.46
3:KF:79:SER:O	3:KF:80:CYS:CB	2.64	0.46
3:KF:95:SER:O	3:KF:96:PHE:CD2	2.69	0.46
3:KH:24:ARG:C	3:LE:129:ASN:OD1	2.54	0.46
3:KM:128:LEU:HD23	3:MF:105:ARG:NH1	2.30	0.46
3:LD:37:GLN:O	3:LD:45:GLU:OE2	2.33	0.46
3:LL:25:GLY:CA	3:MI:129:ASN:OD1	2.64	0.46
3:LN:132:TYR:CA	3:MI:3:LEU:HD13	2.46	0.46
3:MA:99:TYR:OH	3:MB:84:VAL:HG12	2.15	0.46
3:NC:8:LEU:HD12	3:NC:19:LEU:HD23	1.97	0.46
3:NF:14:ASP:OD1	3:NF:14:ASP:N	2.49	0.46
3:NH:115:LEU:C	3:NH:121:LEU:HD12	2.37	0.46
1:A:956:A:H5''	1:A:957:G:H5'	1.97	0.45
1:A:1145:G:H2'	1:A:1146:U:C6	2.50	0.45
1:A:1167:U:O2'	1:A:1168:A:P	2.73	0.45
1:A:1707:C:H2'	1:A:1708:U:O4'	2.16	0.45
1:A:1833:A:H2	1:A:1839:A:C2	2.34	0.45
1:A:2543:U:C2	1:A:2566:A:P	3.09	0.45
1:A:2639:C:P	3:EG:61:ASN:ND2	2.89	0.45
1:A:2708:C:H4'	3:DD:67:LYS:CE	2.46	0.45
1:A:3040:U:H5''	3:BB:89:TYR:CE2	2.51	0.45
1:A:3303:G:HO2'	1:A:3304:A:C4'	2.19	0.45
1:A:3926:G:H2'	1:A:3927:C:O4'	2.16	0.45
2:M:337:LEU:O	2:M:338:TYR:HD2	1.98	0.45
3:BH:43:ALA:C	3:BH:44:LEU:HD22	2.36	0.45
3:BH:44:LEU:HD11	3:BH:73:ALA:HA	1.97	0.45
3:BK:127:GLN:O	3:HL:24:ARG:NH2	2.34	0.45
3:BN:14:ASP:OD1	3:BN:15:GLY:N	2.49	0.45
3:CA:54:GLN:HB3	3:CA:55:PRO:CD	2.47	0.45
3:CA:109:ARG:HH12	3:DH:122:ILE:HA	1.81	0.45
3:CB:125:ILE:CD1	3:HC:109:ARG:HB2	2.46	0.45
3:CC:68:ILE:HB	3:CC:90:ALA:HB3	1.97	0.45
3:CI:49:THR:OG1	3:CI:67:LYS:HB2	2.15	0.45

Continued on next page...

Continued from previous page...

Atom-1	Atom-2	Interatomic distance (Å)	Clash overlap (Å)
3:CJ:60:LYS:C	3:CJ:61:ASN:OD1	2.55	0.45
3:CK:116:LEU:HD11	3:NC:94:PHE:HZ	1.81	0.45
3:CN:8:LEU:N	3:CN:8:LEU:HD22	2.30	0.45
3:DA:43:ALA:C	3:DA:44:LEU:HD12	2.35	0.45
3:DA:106:ALA:HB2	3:MM:126:ASP:CG	2.37	0.45
3:DB:52:VAL:HG23	3:DK:130:PRO:HG3	1.99	0.45
3:DD:26:VAL:HG23	3:DD:32:VAL:O	2.16	0.45
3:DD:106:ALA:O	3:DD:109:ARG:HG2	2.16	0.45
3:DG:3:LEU:CD2	3:EJ:131:ALA:HB1	2.46	0.45
3:DI:27:ASN:O	3:DI:31:GLY:N	2.46	0.45
3:DL:20:VAL:C	3:DL:21:LEU:HD22	2.37	0.45
3:DN:8:LEU:HD23	3:DN:8:LEU:HA	1.86	0.45
3:EA:96:PHE:CE2	3:EA:105:ARG:CG	2.99	0.45
3:EB:79:SER:HA	3:LM:75:THR:O	2.15	0.45
3:EC:119:PRO:HA	3:EC:122:ILE:HB	1.98	0.45
3:ED:26:VAL:HG13	3:ED:32:VAL:C	2.36	0.45
3:ED:109:ARG:HG2	3:EH:116:LEU:HD21	1.97	0.45
3:ED:120:LEU:O	3:ED:123:ASP:OD1	2.33	0.45
3:EE:37:GLN:CG	3:EE:46:LYS:HB2	2.47	0.45
3:EG:68:ILE:HD11	3:GC:112:LEU:HD13	1.98	0.45
3:EG:92:VAL:HG21	3:GC:112:LEU:HD21	1.98	0.45
3:EJ:60:LYS:HB2	3:EJ:61:ASN:CB	2.47	0.45
3:EK:11:ILE:CG2	3:EK:17:GLN:HB2	2.45	0.45
3:EL:11:ILE:CG2	3:EL:17:GLN:HB2	2.45	0.45
3:FB:34:SER:OG	3:FB:49:THR:HG22	2.16	0.45
3:FK:24:ARG:NH2	3:HF:129:ASN:HA	2.32	0.45
3:FK:121:LEU:O	3:FK:125:ILE:HG22	2.16	0.45
3:FL:101:THR:HG22	3:FL:104:GLU:OE1	2.17	0.45
3:GG:125:ILE:HD11	3:JE:64:VAL:HG11	1.98	0.45
3:GH:44:LEU:HD21	3:GH:82:PRO:HB2	1.99	0.45
3:GK:79:SER:O	3:GK:80:CYS:HB3	2.16	0.45
3:GL:3:LEU:HD23	3:HG:132:TYR:CA	2.46	0.45
3:GL:11:ILE:HD12	3:HG:110:THR:CB	2.46	0.45
3:GN:50:VAL:HG22	3:GN:51:SER:N	2.30	0.45
3:HH:102:ASP:N	3:HH:102:ASP:OD1	2.50	0.45
3:HL:41:VAL:HG13	3:HL:44:LEU:HB3	1.97	0.45
3:HN:105:ARG:NH2	3:ID:126:ASP:O	2.41	0.45
3:HN:130:PRO:HG2	3:IE:24:ARG:HA	1.98	0.45
3:IA:97:THR:N	3:IA:100:SER:OG	2.49	0.45
3:IB:86:ARG:NH2	3:IK:100:SER:HA	2.31	0.45
3:IE:8:LEU:HD12	3:IE:8:LEU:N	2.30	0.45

Continued on next page...

Continued from previous page...

Atom-1	Atom-2	Interatomic distance (Å)	Clash overlap (Å)
3:IF:52:VAL:O	3:IF:52:VAL:CG2	2.64	0.45
3:IJ:11:ILE:HD12	3:NE:110:THR:OG1	2.16	0.45
3:JA:52:VAL:O	3:JA:54:GLN:OE1	2.33	0.45
3:JA:59:ARG:NE	3:JA:63:LYS:NZ	2.64	0.45
3:JA:119:PRO:CA	3:JA:122:ILE:HG12	2.46	0.45
3:JD:56:SER:O	3:JD:59:ARG:O	2.35	0.45
3:JF:121:LEU:O	3:JF:125:ILE:HG22	2.16	0.45
3:JG:25:GLY:N	3:LB:129:ASN:OD1	2.49	0.45
3:JJ:57:ARG:NE	3:JJ:57:ARG:HA	2.32	0.45
3:JK:75:THR:O	3:LA:79:SER:HA	2.16	0.45
3:JN:21:LEU:HD12	3:JN:21:LEU:N	2.31	0.45
3:KK:101:THR:N	3:KK:104:GLU:OE2	2.39	0.45
3:KM:122:ILE:CG1	3:MF:109:ARG:HH22	2.29	0.45
3:KM:130:PRO:HA	3:MF:52:VAL:HG22	1.98	0.45
3:LG:1:ALA:O	3:MG:131:ALA:HA	2.15	0.45
3:LL:109:ARG:NH1	3:MB:122:ILE:HA	2.31	0.45
3:LM:87:GLN:N	3:LM:87:GLN:OE1	2.49	0.45
3:MI:55:PRO:CB	3:MI:60:LYS:HG3	2.47	0.45
3:MN:96:PHE:CE1	3:MN:105:ARG:HG2	2.51	0.45
3:NH:6:VAL:HG12	3:NH:8:LEU:HD11	1.98	0.45
1:A:45:G:C6	1:A:473:A:C6	3.04	0.45
1:A:271:G:H2'	1:A:272:U:O4'	2.16	0.45
1:A:729:A:H2'	1:A:730:G:O4'	2.16	0.45
1:A:914:C:H2'	1:A:915:U:O4'	2.16	0.45
1:A:1130:C:O5'	1:A:1131:U:OP2	2.34	0.45
1:A:1369:U:H2'	1:A:1370:A:C4	2.51	0.45
1:A:1393:A:O5'	1:A:1394:A:H5''	2.15	0.45
1:A:1394:A:H3'	3:DF:58:ASN:HB2	1.96	0.45
1:A:1435:A:H2'	1:A:1436:C:O4'	2.15	0.45
1:A:1904:G:H2'	1:A:1905:C:O4'	2.17	0.45
1:A:2106:C:OP2	3:JD:58:ASN:ND2	2.48	0.45
1:A:2205:C:OP1	3:GL:59:ARG:NH1	2.50	0.45
1:A:2491:A:O3'	1:A:2585:G:N1	2.49	0.45
1:A:2557:A:H2'	1:A:2558:U:C6	2.52	0.45
1:A:2891:G:C4	1:A:2892:C:C5	3.04	0.45
1:A:2901:U:P	1:A:2902:U:OP1	2.75	0.45
1:A:3804:C:H2'	1:A:3805:G:C8	2.51	0.45
2:M:37:TRP:O	2:M:114:ASP:HB3	2.16	0.45
2:M:331:LEU:HD23	2:M:334:GLN:NE2	2.30	0.45
3:BA:52:VAL:HG23	3:BA:52:VAL:O	2.16	0.45
3:BC:19:LEU:HD12	3:BC:19:LEU:N	2.31	0.45

Continued on next page...

Continued from previous page...

Atom-1	Atom-2	Interatomic distance (Å)	Clash overlap (Å)
3:BD:92:VAL:HG22	3:JB:92:VAL:HG13	1.98	0.45
3:BG:41:VAL:HA	3:BG:44:LEU:HD23	1.99	0.45
3:BJ:46:LYS:HE3	3:BJ:70:ASN:OD1	2.17	0.45
3:BJ:100:SER:HA	3:BN:86:ARG:CZ	2.46	0.45
3:BK:74:CYS:SG	3:HL:79:SER:O	2.74	0.45
3:BM:103:GLU:HG3	3:DJ:13:LYS:NZ	2.31	0.45
3:CB:37:GLN:OE1	3:CB:39:GLY:N	2.41	0.45
3:CB:55:PRO:CD	3:CB:62:TYR:CE1	2.97	0.45
3:CC:130:PRO:HA	3:DF:52:VAL:HG12	1.98	0.45
3:CF:23:PRO:HA	3:CF:35:LEU:HD13	1.98	0.45
3:CH:130:PRO:HD3	3:HM:24:ARG:HE	1.81	0.45
3:CI:18:THR:O	3:CI:19:LEU:HD22	2.16	0.45
3:CK:41:VAL:N	3:CK:42:PRO:CD	2.79	0.45
3:CL:55:PRO:HD3	3:CL:62:TYR:CE1	2.51	0.45
3:CM:110:THR:OG1	3:NA:11:ILE:HD12	2.16	0.45
3:DB:11:ILE:CG2	3:DB:17:GLN:HB2	2.44	0.45
3:DG:13:LYS:HD2	3:EJ:106:ALA:HB3	1.96	0.45
3:DH:37:GLN:C	3:DH:45:GLU:OE2	2.55	0.45
3:EB:74:CYS:HA	3:MK:80:CYS:HB3	1.97	0.45
3:EC:105:ARG:HH12	3:LK:128:LEU:HD12	1.77	0.45
3:EC:107:PHE:CE2	3:EC:111:GLU:OE2	2.69	0.45
3:ED:127:GLN:HB2	3:ED:129:ASN:ND2	2.32	0.45
3:EE:97:THR:C	3:EE:100:SER:HG	2.18	0.45
3:EF:120:LEU:HD21	3:FA:50:VAL:HG21	1.98	0.45
3:EI:109:ARG:CZ	3:GA:122:ILE:HA	2.46	0.45
3:EL:55:PRO:HB3	3:EL:60:LYS:HB3	1.97	0.45
3:EM:44:LEU:HD22	3:FA:98:GLN:O	2.15	0.45
3:FB:23:PRO:HA	3:FB:35:LEU:HD23	1.97	0.45
3:FC:74:CYS:SG	3:FC:85:THR:HB	2.57	0.45
3:FD:102:ASP:N	3:FD:102:ASP:OD1	2.50	0.45
3:FG:62:TYR:CE2	3:KG:128:LEU:HD13	2.51	0.45
3:FH:3:LEU:HD23	3:FH:3:LEU:H	1.81	0.45
3:FH:122:ILE:HA	3:FK:109:ARG:NH2	2.31	0.45
3:FL:101:THR:HG23	3:FL:104:GLU:OE1	2.15	0.45
3:FL:111:GLU:N	3:HD:11:ILE:HD11	2.30	0.45
3:FN:112:LEU:CD2	3:HB:68:ILE:CD1	2.94	0.45
3:GA:25:GLY:HA2	3:HB:132:TYR:HE2	1.81	0.45
3:GD:13:LYS:HE2	3:KF:103:GLU:HA	1.98	0.45
3:GH:24:ARG:NH2	3:GH:24:ARG:O	2.50	0.45
3:GH:58:ASN:O	3:GH:59:ARG:NH2	2.49	0.45
3:GI:62:TYR:CD1	3:JC:128:LEU:CD2	2.99	0.45

Continued on next page...

Continued from previous page...

Atom-1	Atom-2	Interatomic distance (Å)	Clash overlap (Å)
3:GK:120:LEU:HD12	3:GK:120:LEU:N	2.30	0.45
3:GL:52:VAL:HG23	3:GL:52:VAL:O	2.16	0.45
3:GL:54:GLN:HB3	3:GL:55:PRO:CD	2.46	0.45
3:GM:32:VAL:HG22	3:GM:51:SER:HG	1.80	0.45
3:GN:119:PRO:HA	3:GN:122:ILE:HD12	1.99	0.45
3:HB:61:ASN:HA	3:HB:96:PHE:O	2.16	0.45
3:HE:11:ILE:CG2	3:HE:17:GLN:HB2	2.46	0.45
3:IC:84:VAL:CG2	3:IC:87:GLN:NE2	2.79	0.45
3:IE:4:GLU:HG3	3:IE:5:THR:N	2.31	0.45
3:IE:125:ILE:HD13	3:JL:64:VAL:HG11	1.98	0.45
3:IF:97:THR:O	3:IF:100:SER:OG	2.22	0.45
3:IF:99:TYR:OH	3:IG:84:VAL:HG12	2.17	0.45
3:IG:111:GLU:CA	3:JJ:11:ILE:HD11	2.45	0.45
3:II:6:VAL:HG12	3:II:8:LEU:HD22	1.98	0.45
3:II:20:VAL:HG13	3:II:20:VAL:O	2.17	0.45
3:JC:32:VAL:HG12	3:JC:51:SER:HB2	1.98	0.45
3:JD:3:LEU:HD21	3:JD:33:ALA:HB1	1.97	0.45
3:JD:115:LEU:HD21	3:JH:8:LEU:HD11	1.97	0.45
3:KA:103:GLU:OE1	3:KA:104:GLU:HG3	2.17	0.45
3:KA:118:SER:O	3:KA:122:ILE:HG13	2.17	0.45
3:KG:94:PHE:HB3	3:KG:96:PHE:CZ	2.51	0.45
3:KK:19:LEU:CD2	3:KK:21:LEU:HD21	2.38	0.45
3:KM:12:GLY:N	3:MF:110:THR:HG21	2.31	0.45
3:LA:79:SER:O	3:LA:80:CYS:CB	2.64	0.45
3:LE:101:THR:HG23	3:LE:103:GLU:HB2	1.98	0.45
3:LF:99:TYR:HE2	3:LG:83:SER:HA	1.82	0.45
3:LI:99:TYR:OH	3:LJ:83:SER:HA	2.15	0.45
3:LK:6:VAL:HG12	3:LK:8:LEU:CD2	2.46	0.45
3:LN:117:ALA:O	3:LN:122:ILE:HD11	2.16	0.45
3:MB:98:GLN:NE2	3:MC:43:ALA:HA	2.32	0.45
3:MJ:58:ASN:OD1	3:MJ:59:ARG:N	2.49	0.45
3:MK:79:SER:O	3:MK:80:CYS:HB3	2.16	0.45
3:MM:97:THR:N	3:MM:100:SER:OG	2.50	0.45
3:MN:14:ASP:OD1	3:MN:15:GLY:N	2.49	0.45
3:NA:32:VAL:HG12	3:NA:51:SER:HB2	1.98	0.45
3:NA:103:GLU:OE1	3:NA:104:GLU:N	2.49	0.45
3:NB:119:PRO:HA	3:NB:122:ILE:HG22	1.97	0.45
3:NC:96:PHE:CD2	3:NC:105:ARG:CD	2.99	0.45
3:NF:55:PRO:HD3	3:NF:62:TYR:CD2	2.52	0.45
3:NG:121:LEU:HA	3:NG:124:ALA:HB3	1.98	0.45
1:A:41:C:N4	1:A:523:C:OP1	2.49	0.45

Continued on next page...

Continued from previous page...

Atom-1	Atom-2	Interatomic distance (Å)	Clash overlap (Å)
1:A:82:C:N4	1:A:161:A:C8	2.85	0.45
1:A:698:C:C2	1:A:735:G:C2	3.05	0.45
1:A:1069:C:P	3:ID:59:ARG:NH2	2.89	0.45
1:A:1463:U:H2'	1:A:1463:U:O2	2.15	0.45
1:A:1507:A:H3'	1:A:1508:G:H5''	1.98	0.45
1:A:1587:G:H2'	1:A:1588:A:C8	2.51	0.45
1:A:1600:C:C2	1:A:1601:U:C6	3.05	0.45
1:A:2244:U:O2	1:A:2248:G:C2	2.70	0.45
1:A:2293:A:O4'	3:GN:89:TYR:CZ	2.69	0.45
1:A:3336:U:C2'	1:A:3338:C:H41	2.28	0.45
1:A:3505:A:H2'	1:A:3506:A:C8	2.52	0.45
1:A:3620:A:C4	1:A:3622:U:OP2	2.68	0.45
1:A:3648:G:C5	1:A:3649:C:C5	3.04	0.45
1:A:3928:C:H2'	1:A:3929:U:C6	2.50	0.45
3:BA:52:VAL:CG2	3:MK:130:PRO:HA	2.46	0.45
3:BE:125:ILE:HG23	3:BE:126:ASP:N	2.31	0.45
3:BH:13:LYS:NZ	3:IL:103:GLU:HA	2.31	0.45
3:BH:51:SER:OG	3:BH:65:GLN:HB3	2.16	0.45
3:BJ:114:ALA:HB3	3:BN:8:LEU:HD11	1.97	0.45
3:BJ:127:GLN:HB2	3:BJ:129:ASN:ND2	2.31	0.45
3:CD:52:VAL:HG12	3:HA:130:PRO:HA	1.97	0.45
3:CE:123:ASP:OD1	3:CE:123:ASP:C	2.54	0.45
3:CH:118:SER:OG	3:CH:119:PRO:HD2	2.17	0.45
3:CJ:111:GLU:HG3	3:HJ:11:ILE:HD11	1.98	0.45
3:CK:105:ARG:CZ	3:NC:128:LEU:HD11	2.46	0.45
3:CL:13:LYS:HZ3	3:HH:103:GLU:HA	1.82	0.45
3:CM:64:VAL:HG11	3:NA:125:ILE:HD11	1.97	0.45
3:DC:105:ARG:O	3:DC:108:VAL:HG22	2.17	0.45
3:DI:56:SER:O	3:DI:59:ARG:O	2.34	0.45
3:DK:98:GLN:OE1	3:DK:99:TYR:CD1	2.69	0.45
3:EA:6:VAL:HG12	3:EA:8:LEU:HD21	1.98	0.45
3:EB:48:VAL:HG13	3:EB:68:ILE:HD13	1.98	0.45
3:EB:99:TYR:CD1	3:EC:81:ASP:OD2	2.70	0.45
3:EE:47:ARG:CZ	3:EE:47:ARG:HB3	2.47	0.45
3:EG:125:ILE:CG2	3:GC:105:ARG:NE	2.79	0.45
3:EL:111:GLU:O	3:EL:115:LEU:HD23	2.17	0.45
3:EM:34:SER:C	3:EM:35:LEU:HD22	2.37	0.45
3:FB:126:ASP:OD1	3:LJ:106:ALA:CA	2.64	0.45
3:FF:48:VAL:HG22	3:FF:68:ILE:CD1	2.44	0.45
3:FF:91:ASP:O	3:LF:92:VAL:HA	2.16	0.45
3:FJ:5:THR:O	3:FJ:5:THR:HG23	2.15	0.45

Continued on next page...

Continued from previous page...

Atom-1	Atom-2	Interatomic distance (Å)	Clash overlap (Å)
3:GB:72:THR:HG21	3:GB:86:ARG:HH21	1.82	0.45
3:GF:3:LEU:HD23	3:KD:132:TYR:CA	2.47	0.45
3:GM:123:ASP:OD2	3:GM:129:ASN:HB2	2.17	0.45
3:HD:23:PRO:HA	3:HD:35:LEU:HG	1.97	0.45
3:HE:116:LEU:HD12	3:HE:116:LEU:O	2.16	0.45
3:HG:54:GLN:HB3	3:HG:55:PRO:CD	2.47	0.45
3:HM:127:GLN:C	3:HM:128:LEU:HD12	2.37	0.45
3:IE:67:LYS:HZ2	3:IE:91:ASP:HB2	1.81	0.45
3:IE:116:LEU:HD12	3:JL:116:LEU:HD12	1.98	0.45
3:IH:100:SER:HA	3:IH:104:GLU:OE2	2.17	0.45
3:II:41:VAL:N	3:II:42:PRO:CD	2.80	0.45
3:JA:85:THR:HG22	3:JA:85:THR:O	2.17	0.45
3:JG:25:GLY:CA	3:LB:130:PRO:HD2	2.45	0.45
3:JG:90:ALA:HB1	3:LD:94:PHE:CE2	2.52	0.45
3:JI:103:GLU:HA	3:LB:13:LYS:HZ2	1.81	0.45
3:JJ:13:LYS:HD2	3:JJ:13:LYS:H	1.81	0.45
3:KG:17:GLN:N	3:KG:17:GLN:OE1	2.49	0.45
3:KH:112:LEU:HD22	3:KL:116:LEU:CD2	2.46	0.45
3:KJ:20:VAL:C	3:KJ:21:LEU:HD22	2.37	0.45
3:KL:49:THR:OG1	3:KL:67:LYS:HB2	2.16	0.45
3:KL:109:ARG:HG3	3:KL:109:ARG:HH11	1.81	0.45
3:KM:53:SER:OG	3:KM:63:LYS:HB3	2.16	0.45
3:LL:112:LEU:HD11	3:MB:92:VAL:HG21	1.97	0.45
3:LN:37:GLN:O	3:LN:45:GLU:CD	2.54	0.45
3:MC:105:ARG:NH2	3:NJ:126:ASP:C	2.70	0.45
3:MI:84:VAL:O	3:MI:84:VAL:HG13	2.16	0.45
3:MJ:60:LYS:CB	3:MJ:61:ASN:HB3	2.46	0.45
1:A:98:A:H2'	1:A:98:A:N3	2.30	0.45
1:A:134:U:C6	3:MB:53:SER:HB2	2.51	0.45
1:A:387:G:H2'	1:A:388:A:O4'	2.17	0.45
1:A:401:A:H5''	3:DI:57:ARG:HD2	1.96	0.45
1:A:475:G:H2'	1:A:476:C:O4'	2.16	0.45
1:A:484:G:O2'	1:A:485:C:H5'	2.15	0.45
1:A:1495:U:O2	1:A:1498:C:C2	2.69	0.45
1:A:1945:A:O2'	1:A:1946:U:O4'	2.27	0.45
1:A:2327:U:O2'	3:HC:57:ARG:NH2	2.50	0.45
1:A:2435:C:N3	1:A:2791:G:O6	2.49	0.45
1:A:2661:G:C6	1:A:2662:C:C4	3.04	0.45
1:A:2680:U:H6	1:A:2680:U:OP2	1.99	0.45
1:A:3241:A:H2'	1:A:3242:G:C1'	2.47	0.45
1:A:3305:G:N1	1:A:3306:A:C6	2.84	0.45

Continued on next page...

Continued from previous page...

Atom-1	Atom-2	Interatomic distance (Å)	Clash overlap (Å)
1:A:3439:U:C2	1:A:3440:A:C8	3.04	0.45
1:A:3780:C:H2'	1:A:3781:U:O4'	2.16	0.45
1:A:3932:U:O4	3:KG:89:TYR:HB3	2.17	0.45
1:A:3934:G:C2	1:A:3935:G:C5	3.04	0.45
1:A:4092:A:C6	1:A:4093:C:C4	3.05	0.45
2:M:210:LEU:HB2	2:M:214:PHE:CZ	2.51	0.45
3:BA:11:ILE:HD12	3:MK:110:THR:CB	2.46	0.45
3:BA:68:ILE:HD12	3:MK:111:GLU:CD	2.36	0.45
3:BC:110:THR:OG1	3:ND:11:ILE:HD12	2.16	0.45
3:BE:30:ASN:CG	3:BE:32:VAL:HG23	2.37	0.45
3:BJ:11:ILE:HD11	3:BN:111:GLU:N	2.31	0.45
3:BK:24:ARG:CZ	3:BN:130:PRO:HD3	2.46	0.45
3:BL:11:ILE:CG2	3:BL:17:GLN:HB2	2.46	0.45
3:CC:99:TYR:O	3:DF:86:ARG:NH2	2.49	0.45
3:CC:128:LEU:HD11	3:DF:105:ARG:NE	2.32	0.45
3:CD:3:LEU:CD2	3:HA:131:ALA:HB1	2.44	0.45
3:CF:62:TYR:HE2	3:CG:42:PRO:HB2	1.80	0.45
3:CI:26:VAL:HG13	3:HJ:132:TYR:OH	2.17	0.45
3:CM:86:ARG:CZ	3:NA:99:TYR:O	2.64	0.45
3:DB:13:LYS:NZ	3:DK:103:GLU:CA	2.79	0.45
3:DE:3:LEU:HD23	3:EL:132:TYR:N	2.31	0.45
3:DF:81:ASP:OD1	3:DH:99:TYR:CD2	2.69	0.45
3:DG:6:VAL:HG12	3:DG:8:LEU:HD22	1.98	0.45
3:DJ:109:ARG:HG2	3:DJ:110:THR:N	2.31	0.45
3:DK:101:THR:HG23	3:DK:104:GLU:H	1.80	0.45
3:DL:102:ASP:HB2	3:MN:126:ASP:OD1	2.17	0.45
3:EB:98:GLN:NE2	3:EC:43:ALA:HA	2.31	0.45
3:EB:101:THR:HG23	3:MJ:86:ARG:HH12	1.81	0.45
3:EG:41:VAL:O	3:EG:44:LEU:HG	2.17	0.45
3:EI:73:ALA:HB1	3:EI:83:SER:O	2.17	0.45
3:EJ:84:VAL:O	3:EJ:84:VAL:HG13	2.17	0.45
3:EM:23:PRO:CA	3:EM:35:LEU:HD13	2.46	0.45
3:EN:97:THR:O	3:EN:100:SER:OG	2.22	0.45
3:FD:130:PRO:HA	3:LH:52:VAL:HG21	1.98	0.45
3:FE:86:ARG:NH1	3:KI:99:TYR:O	2.50	0.45
3:FE:114:ALA:HB1	3:KI:8:LEU:HD22	1.97	0.45
3:FG:46:LYS:HE3	3:FG:70:ASN:HB3	1.98	0.45
3:FH:55:PRO:HG3	3:FH:62:TYR:CE2	2.52	0.45
3:FH:104:GLU:OE1	3:FH:107:PHE:CE1	2.68	0.45
3:FI:62:TYR:CE2	3:KE:128:LEU:HD11	2.50	0.45
3:FI:128:LEU:HD11	3:KE:105:ARG:NE	2.31	0.45

Continued on next page...

Continued from previous page...

Atom-1	Atom-2	Interatomic distance (Å)	Clash overlap (Å)
3:FK:118:SER:O	3:FK:122:ILE:HG13	2.17	0.45
3:FN:13:LYS:NZ	3:HB:103:GLU:CA	2.79	0.45
3:FN:94:PHE:CD2	3:HB:90:ALA:HB2	2.50	0.45
3:FN:107:PHE:O	3:FN:111:GLU:HG3	2.16	0.45
3:GA:24:ARG:N	3:GA:34:SER:O	2.29	0.45
3:GE:28:PRO:HA	3:KD:132:TYR:OH	2.16	0.45
3:GE:92:VAL:HG22	3:HE:92:VAL:HG22	1.98	0.45
3:GH:18:THR:C	3:GH:19:LEU:HD23	2.37	0.45
3:GH:52:VAL:HG21	3:KB:130:PRO:HG3	1.99	0.45
3:GH:101:THR:O	3:GH:105:ARG:HG3	2.16	0.45
3:GK:72:THR:HB	3:GK:86:ARG:HB2	1.98	0.45
3:GL:121:LEU:O	3:GL:125:ILE:HG22	2.14	0.45
3:HF:52:VAL:O	3:HF:52:VAL:HG23	2.17	0.45
3:HG:6:VAL:HG12	3:HG:8:LEU:HD23	1.98	0.45
3:HH:11:ILE:HG23	3:HH:17:GLN:HB2	1.98	0.45
3:HL:47:ARG:CZ	3:HL:47:ARG:HB2	2.46	0.45
3:HN:132:TYR:HE1	3:ID:26:VAL:HG21	1.82	0.45
3:IM:23:PRO:HA	3:IM:35:LEU:HD23	1.98	0.45
3:JG:97:THR:O	3:JG:100:SER:OG	2.27	0.45
3:JI:21:LEU:HB3	3:JI:35:LEU:HB3	1.99	0.45
3:JI:54:GLN:HB3	3:JI:55:PRO:CD	2.46	0.45
3:JI:119:PRO:CA	3:JI:122:ILE:HD12	2.44	0.45
3:JK:128:LEU:HD11	3:KN:105:ARG:CD	2.46	0.45
3:JM:96:PHE:CE2	3:JM:105:ARG:HG3	2.52	0.45
3:KC:26:VAL:HG21	3:LC:132:TYR:OH	2.17	0.45
3:KH:68:ILE:CD1	3:KL:111:GLU:OE1	2.64	0.45
3:KJ:54:GLN:HB3	3:KJ:55:PRO:CD	2.46	0.45
3:KN:81:ASP:HB3	3:LB:99:TYR:CE1	2.51	0.45
3:LG:9:GLY:O	3:LG:11:ILE:HB	2.16	0.45
3:LG:21:LEU:HD11	3:LG:48:VAL:HG21	1.97	0.45
3:LG:75:THR:OG1	3:LG:82:PRO:HG3	2.17	0.45
3:LH:26:VAL:HG22	3:LH:33:ALA:HA	1.97	0.45
3:LH:110:THR:HG23	3:LH:111:GLU:N	2.31	0.45
3:LL:24:ARG:HG3	3:LL:25:GLY:N	2.32	0.45
3:LL:85:THR:HG23	3:LL:86:ARG:HG3	1.98	0.45
3:LL:98:GLN:NE2	3:LM:43:ALA:HA	2.32	0.45
3:LN:116:LEU:C	3:MI:109:ARG:NH2	2.69	0.45
3:MI:7:THR:C	3:MI:8:LEU:HD22	2.37	0.45
3:MM:23:PRO:HA	3:MM:35:LEU:HD23	1.99	0.45
3:NB:60:LYS:CB	3:NB:61:ASN:CB	2.94	0.45
1:A:112:A:H3'	1:A:113:A:C8	2.52	0.45

Continued on next page...

Continued from previous page...

Atom-1	Atom-2	Interatomic distance (Å)	Clash overlap (Å)
1:A:431:A:O5'	1:A:431:A:H8	2.00	0.45
1:A:836:A:H2'	1:A:836:A:N3	2.31	0.45
1:A:1129:U:H2'	1:A:1130:C:C6	2.51	0.45
1:A:1420:G:C2	1:A:1421:G:C5	3.04	0.45
1:A:2225:U:H3	1:A:2264:G:H22	1.65	0.45
1:A:2328:G:N2	1:A:2342:G:H22	2.14	0.45
1:A:2332:A:C2	1:A:2333:G:C4	3.05	0.45
1:A:2347:A:N3	1:A:2348:A:N7	2.64	0.45
1:A:2357:U:H3'	1:A:2358:A:H8	1.82	0.45
1:A:2622:G:C6	1:A:2623:U:C4	3.04	0.45
1:A:3599:A:N1	1:A:3654:A:C2	2.84	0.45
1:A:3627:U:C4	1:A:3628:U:C4	3.05	0.45
1:A:3698:G:OP2	3:LK:59:ARG:CZ	2.65	0.45
1:A:3768:G:H4'	1:A:3769:U:C5'	2.47	0.45
1:A:3808:G:O2'	3:KH:57:ARG:HA	2.17	0.45
1:A:3935:G:C6	1:A:3936:G:C5	3.04	0.45
1:A:3944:G:H4'	1:A:3945:G:OP2	2.17	0.45
3:BB:105:ARG:CD	3:MA:128:LEU:HD11	2.46	0.45
3:BE:109:ARG:HH22	3:CE:122:ILE:CD1	2.30	0.45
3:BF:73:ALA:HB1	3:BF:83:SER:O	2.16	0.45
3:BJ:8:LEU:CD1	3:BN:114:ALA:HB3	2.45	0.45
3:BJ:27:ASN:O	3:BJ:31:GLY:N	2.44	0.45
3:CB:81:ASP:CG	3:CD:99:TYR:CD1	2.90	0.45
3:CB:125:ILE:HG22	3:HC:64:VAL:HG11	1.98	0.45
3:CE:118:SER:O	3:CE:122:ILE:HG12	2.17	0.45
3:CF:103:GLU:HA	3:CF:103:GLU:OE2	2.17	0.45
3:CG:98:GLN:OE1	3:CG:99:TYR:CE1	2.70	0.45
3:CL:48:VAL:HG13	3:CL:68:ILE:CD1	2.46	0.45
3:CM:42:PRO:HD2	3:CM:43:ALA:N	2.30	0.45
3:CN:84:VAL:O	3:CN:84:VAL:HG13	2.16	0.45
3:CN:87:GLN:N	3:CN:87:GLN:OE1	2.49	0.45
3:DA:44:LEU:HD21	3:DA:82:PRO:HB2	1.98	0.45
3:DA:99:TYR:CZ	3:DB:81:ASP:OD2	2.70	0.45
3:DA:109:ARG:C	3:DA:109:ARG:HD2	2.36	0.45
3:DB:81:ASP:OD2	3:DB:81:ASP:C	2.54	0.45
3:DB:132:TYR:CE1	3:DJ:28:PRO:HB3	2.51	0.45
3:DH:26:VAL:HG12	3:DH:33:ALA:HB2	1.99	0.45
3:DK:67:LYS:HE3	3:DK:91:ASP:OD1	2.16	0.45
3:EA:96:PHE:CE2	3:EA:105:ARG:HD2	2.51	0.45
3:EB:105:ARG:O	3:EB:108:VAL:HG12	2.16	0.45
3:ED:62:TYR:CD2	3:EH:128:LEU:HD22	2.52	0.45

Continued on next page...

Continued from previous page...

Atom-1	Atom-2	Interatomic distance (Å)	Clash overlap (Å)
3:EH:11:ILE:HD11	3:EH:19:LEU:CD2	2.45	0.45
3:EJ:62:TYR:OH	3:EK:42:PRO:CB	2.64	0.45
3:EL:123:ASP:OD2	3:EL:129:ASN:HB3	2.17	0.45
3:EM:55:PRO:HG3	3:EM:62:TYR:CE2	2.52	0.45
3:FA:103:GLU:OE2	3:FA:103:GLU:HA	2.16	0.45
3:FB:94:PHE:CE1	3:LJ:90:ALA:HB1	2.51	0.45
3:FF:1:ALA:O	3:LF:131:ALA:HA	2.17	0.45
3:FL:86:ARG:CZ	3:HD:100:SER:HA	2.46	0.45
3:FN:74:CYS:SG	3:HC:79:SER:O	2.74	0.45
3:GF:86:ARG:HG3	3:KD:97:THR:HG21	1.99	0.45
3:GF:102:ASP:C	3:KD:13:LYS:HZ1	2.20	0.45
3:GH:58:ASN:OD1	3:GH:59:ARG:HG2	2.17	0.45
3:GN:120:LEU:O	3:GN:123:ASP:OD1	2.35	0.45
3:HE:122:ILE:HG13	3:HE:123:ASP:N	2.31	0.45
3:HJ:52:VAL:CG2	3:HJ:64:VAL:HG22	2.45	0.45
3:HJ:71:PRO:HA	3:HJ:87:GLN:OE1	2.17	0.45
3:IA:8:LEU:N	3:IA:8:LEU:HD22	2.32	0.45
3:IA:28:PRO:HB3	3:IK:132:TYR:CZ	2.52	0.45
3:IA:79:SER:O	3:ID:74:CYS:SG	2.74	0.45
3:IC:55:PRO:HG3	3:IC:62:TYR:CE2	2.51	0.45
3:IJ:122:ILE:HD13	3:NE:109:ARG:HH22	1.81	0.45
3:JB:128:LEU:HD12	3:JB:128:LEU:N	2.32	0.45
3:JD:122:ILE:HB	3:JH:109:ARG:CZ	2.47	0.45
3:JE:97:THR:HG22	3:JE:100:SER:OG	2.16	0.45
3:JG:125:ILE:CD1	3:LD:94:PHE:CD1	2.97	0.45
3:JK:37:GLN:OE1	3:JK:45:GLU:OE1	2.35	0.45
3:JK:62:TYR:HE2	3:JL:42:PRO:CB	2.29	0.45
3:KC:109:ARG:HG3	3:LC:116:LEU:CD1	2.47	0.45
3:KD:29:THR:OG1	3:KD:30:ASN:N	2.49	0.45
3:KE:104:GLU:O	3:KE:108:VAL:HG23	2.16	0.45
3:KJ:69:GLN:OE1	3:KJ:89:TYR:CD2	2.70	0.45
3:KK:97:THR:HG23	3:MH:86:ARG:NH2	2.31	0.45
3:KN:101:THR:O	3:KN:104:GLU:HG2	2.17	0.45
3:LG:122:ILE:HA	3:MG:109:ARG:NH2	2.32	0.45
3:LG:125:ILE:O	3:MG:105:ARG:HD2	2.16	0.45
3:LL:64:VAL:HG11	3:MB:125:ILE:HG13	1.98	0.45
3:MB:121:LEU:O	3:MB:125:ILE:HD12	2.17	0.45
3:MD:72:THR:HG21	3:MD:86:ARG:NH2	2.31	0.45
3:MH:32:VAL:HG22	3:MH:51:SER:HB3	1.99	0.45
3:ML:127:GLN:HB2	3:ML:129:ASN:ND2	2.32	0.45
3:MN:14:ASP:HB2	3:MN:16:LYS:NZ	2.30	0.45

Continued on next page...

Continued from previous page...

Atom-1	Atom-2	Interatomic distance (Å)	Clash overlap (Å)
3:NC:115:LEU:C	3:NC:121:LEU:HD12	2.36	0.45
3:NI:10:ASN:OD1	3:NI:10:ASN:O	2.34	0.45
3:NJ:4:GLU:N	3:NJ:4:GLU:OE1	2.50	0.45
1:A:76:C:N4	1:A:77:G:O6	2.50	0.45
1:A:623:A:HO2'	1:A:624:G:H8	1.60	0.45
1:A:895:G:C5'	1:A:899:A:OP2	2.65	0.45
1:A:1525:A:C6	1:A:1526:G:N7	2.85	0.45
1:A:1629:U:H1'	3:BH:89:TYR:CD2	2.52	0.45
1:A:1797:C:H2'	1:A:1798:C:C6	2.52	0.45
1:A:1825:G:C6	1:A:1847:C:N3	2.85	0.45
1:A:2157:C:P	3:HE:59:ARG:NE	2.86	0.45
1:A:2430:G:C2	1:A:2862:U:N3	2.85	0.45
1:A:2437:U:H2'	1:A:2438:C:C6	2.52	0.45
1:A:2447:C:N3	1:A:2476:G:N2	2.64	0.45
1:A:2636:G:OP1	1:A:2636:G:C4	2.69	0.45
1:A:2783:C:H2'	1:A:2784:G:C8	2.51	0.45
1:A:2926:C:C4	1:A:2927:U:O4	2.69	0.45
1:A:3308:G:C5	1:A:3309:A:N6	2.85	0.45
1:A:3353:U:H2'	1:A:3354:A:O4'	2.16	0.45
1:A:3540:U:H5	3:GD:57:ARG:HH22	1.65	0.45
1:A:3937:G:H2'	1:A:3937:G:N3	2.31	0.45
1:A:4001:U:H2'	1:A:4002:A:C8	2.51	0.45
1:A:4155:A:H2'	1:A:4156:A:H5'	1.99	0.45
3:B:108:VAL:O	3:B:112:LEU:HD23	2.16	0.45
3:BD:8:LEU:HD22	3:JB:114:ALA:CB	2.47	0.45
3:BI:121:LEU:C	3:HM:109:ARG:HH21	2.16	0.45
3:BK:37:GLN:CA	3:BK:45:GLU:OE2	2.63	0.45
3:CB:116:LEU:HA	3:CB:121:LEU:HD12	1.98	0.45
3:CB:126:ASP:CG	3:HC:106:ALA:HB2	2.37	0.45
3:CC:32:VAL:HG22	3:CC:51:SER:HB3	1.98	0.45
3:CC:86:ARG:NH2	3:DF:99:TYR:CB	2.73	0.45
3:CD:98:GLN:OE1	3:CD:99:TYR:CE2	2.69	0.45
3:CG:4:GLU:O	3:CG:6:VAL:HG23	2.16	0.45
3:CG:74:CYS:SG	3:CG:74:CYS:O	2.74	0.45
3:CI:101:THR:O	3:CI:105:ARG:HG3	2.17	0.45
3:CK:117:ALA:O	3:CK:122:ILE:HD11	2.17	0.45
3:CM:84:VAL:O	3:CM:84:VAL:HG13	2.15	0.45
3:CN:27:ASN:O	3:CN:31:GLY:N	2.49	0.45
3:CN:60:LYS:HB2	3:CN:61:ASN:HB3	1.98	0.45
3:DB:102:ASP:C	3:DK:13:LYS:HZ2	2.20	0.45
3:DD:52:VAL:HG12	3:DD:64:VAL:HG22	1.98	0.45

Continued on next page...

Continued from previous page...

Atom-1	Atom-2	Interatomic distance (Å)	Clash overlap (Å)
3:DD:98:GLN:HE22	3:DE:43:ALA:CA	2.28	0.45
3:DG:109:ARG:HH11	3:EJ:122:ILE:HA	1.81	0.45
3:DL:24:ARG:HB2	3:DL:34:SER:OG	2.17	0.45
3:DN:60:LYS:HD3	3:DN:98:GLN:HE21	1.82	0.45
3:DN:112:LEU:CD2	3:ML:116:LEU:HD21	2.41	0.45
3:EA:24:ARG:HB2	3:EA:34:SER:OG	2.16	0.45
3:EB:128:LEU:HD11	3:MJ:105:ARG:CD	2.47	0.45
3:ED:125:ILE:HD13	3:EH:94:PHE:HE1	1.81	0.45
3:ED:131:ALA:HB1	3:EH:3:LEU:HD22	1.98	0.45
3:EE:47:ARG:NH2	3:EE:49:THR:HG22	2.32	0.45
3:EF:129:ASN:ND2	3:EM:24:ARG:HA	2.32	0.45
3:EG:119:PRO:HA	3:EG:122:ILE:HG12	1.99	0.45
3:EL:128:LEU:HD12	3:EL:128:LEU:N	2.32	0.45
3:EM:103:GLU:HG2	3:EM:104:GLU:N	2.32	0.45
3:FA:56:SER:OG	3:FA:61:ASN:ND2	2.49	0.45
3:FG:11:ILE:CD1	3:KG:111:GLU:N	2.80	0.45
3:FG:59:ARG:O	3:FG:60:LYS:HB3	2.17	0.45
3:FI:96:PHE:CE2	3:FI:105:ARG:HB2	2.51	0.45
3:FK:94:PHE:HB3	3:FK:96:PHE:CE2	2.49	0.45
3:FL:86:ARG:NH1	3:HD:100:SER:HA	2.32	0.45
3:FN:125:ILE:CG2	3:FN:126:ASP:N	2.79	0.45
3:GE:21:LEU:CD1	3:GE:48:VAL:HG21	2.46	0.45
3:GF:2:LYS:CE	3:KD:132:TYR:OXT	2.65	0.45
3:GF:129:ASN:HD22	3:KB:24:ARG:HA	1.81	0.45
3:GH:117:ALA:O	3:GH:122:ILE:HD11	2.16	0.45
3:GK:48:VAL:HG13	3:GK:68:ILE:HD13	1.99	0.45
3:GN:11:ILE:CG2	3:GN:17:GLN:HB2	2.47	0.45
3:GN:22:ASN:N	3:GN:36:SER:O	2.41	0.45
3:HI:30:ASN:OD1	3:HI:30:ASN:C	2.55	0.45
3:HN:13:LYS:CE	3:ID:106:ALA:HB3	2.47	0.45
3:HN:13:LYS:CD	3:HN:13:LYS:H	2.28	0.45
3:IF:68:ILE:CG2	3:IF:90:ALA:HB3	2.46	0.45
3:IH:101:THR:HG23	3:IH:103:GLU:HB3	1.99	0.45
3:IL:81:ASP:OD1	3:IN:99:TYR:CG	2.70	0.45
3:IM:11:ILE:CG2	3:IM:17:GLN:HB3	2.47	0.45
3:JA:49:THR:OG1	3:JA:67:LYS:HB2	2.16	0.45
3:KB:11:ILE:HG21	3:KB:19:LEU:HD23	1.98	0.45
3:KB:30:ASN:OD1	3:KB:32:VAL:HG23	2.17	0.45
3:KH:115:LEU:O	3:KH:121:LEU:HD13	2.16	0.45
3:LA:62:TYR:OH	3:LB:47:ARG:NH2	2.49	0.45
3:LA:126:ASP:OD1	3:MD:102:ASP:HB2	2.16	0.45

Continued on next page...

Continued from previous page...

Atom-1	Atom-2	Interatomic distance (Å)	Clash overlap (Å)
3:LB:54:GLN:HB3	3:LB:55:PRO:CD	2.47	0.45
3:LG:11:ILE:HD11	3:MG:111:GLU:N	2.31	0.45
3:LG:109:ARG:CZ	3:MG:122:ILE:CD1	2.94	0.45
3:LL:132:TYR:CZ	3:MB:26:VAL:HG11	2.51	0.45
3:LM:11:ILE:CG2	3:LM:17:GLN:HB2	2.45	0.45
3:LM:54:GLN:HB3	3:LM:55:PRO:HD2	1.97	0.45
3:MC:91:ASP:OD1	3:NJ:93:THR:O	2.34	0.45
3:MC:126:ASP:O	3:NJ:105:ARG:NE	2.43	0.45
3:ME:101:THR:O	3:ME:104:GLU:HG2	2.16	0.45
3:MI:55:PRO:HB3	3:MI:60:LYS:CG	2.46	0.45
3:MI:60:LYS:HZ1	3:MI:98:GLN:HB2	1.82	0.45
3:MM:56:SER:O	3:MM:59:ARG:O	2.34	0.45
3:NB:102:ASP:OD1	3:NF:126:ASP:O	2.35	0.45
1:A:185:A:H2'	1:A:186:G:O3'	2.17	0.45
1:A:227:A:C5	1:A:228:U:H1'	2.51	0.45
1:A:330:A:N1	1:A:355:G:O6	2.49	0.45
1:A:403:G:C2	1:A:404:A:C5	3.04	0.45
1:A:709:G:H2'	1:A:710:A:O4'	2.17	0.45
1:A:1328:U:C2	1:A:1594:C:O2	2.70	0.45
1:A:1399:C:O2	1:A:1543:U:N3	2.50	0.45
1:A:1408:U:C2	1:A:1535:G:N1	2.85	0.45
1:A:1727:G:H2'	1:A:1728:C:O4'	2.17	0.45
1:A:1865:A:N6	1:A:1890:A:N1	2.64	0.45
1:A:2065:U:H2'	1:A:2066:U:C6	2.52	0.45
1:A:2320:U:O2	1:A:2343:A:C8	2.70	0.45
1:A:2383:U:O2	1:A:2383:U:H3'	2.16	0.45
1:A:2507:U:C2'	1:A:2508:A:H3'	2.46	0.45
1:A:2702:G:N1	1:A:2703:G:N2	2.65	0.45
1:A:2779:C:H2'	1:A:2780:G:C8	2.52	0.45
1:A:2856:C:O2'	1:A:2857:C:H5	2.00	0.45
1:A:2921:C:C4	3:FM:54:GLN:OE1	2.70	0.45
1:A:3231:G:H1'	1:A:3267:A:N6	2.32	0.45
1:A:3259:G:O3'	3:KM:57:ARG:NH1	2.50	0.45
1:A:3442:C:H2'	1:A:3443:G:H8	1.81	0.45
1:A:3609:G:O6	1:A:3645:U:O4	2.33	0.45
1:A:3668:G:H2'	1:A:3840:C:C5	2.52	0.45
1:A:3989:U:O4'	1:A:4005:A:C6	2.70	0.45
1:A:4014:A:H2'	1:A:4015:G:H8	1.82	0.45
1:A:4062:G:C6	1:A:4092:A:N6	2.85	0.45
2:M:58:GLY:O	2:M:118:ARG:NH1	2.43	0.45
3:BI:55:PRO:HB3	3:BI:60:LYS:HD3	1.97	0.45

Continued on next page...

Continued from previous page...

Atom-1	Atom-2	Interatomic distance (Å)	Clash overlap (Å)
3:BJ:86:ARG:NH2	3:BN:100:SER:N	2.65	0.45
3:BK:109:ARG:CZ	3:HK:122:ILE:HD13	2.47	0.45
3:BM:121:LEU:O	3:BM:121:LEU:HD12	2.16	0.45
3:BM:131:ALA:HB1	3:DJ:3:LEU:HD23	1.99	0.45
3:CC:103:GLU:HA	3:DF:13:LYS:HE2	1.97	0.45
3:CD:95:SER:OG	3:HA:89:TYR:HB2	2.17	0.45
3:CF:11:ILE:HD12	3:GM:110:THR:OG1	2.17	0.45
3:CH:41:VAL:N	3:CH:42:PRO:CD	2.80	0.45
3:CI:96:PHE:CE2	3:CI:105:ARG:CG	2.97	0.45
3:CK:52:VAL:O	3:CK:52:VAL:CG2	2.65	0.45
3:CL:74:CYS:SG	3:HI:79:SER:O	2.75	0.45
3:CL:92:VAL:HG22	3:HH:92:VAL:HG22	1.99	0.45
3:DF:56:SER:O	3:DF:59:ARG:O	2.34	0.45
3:DF:119:PRO:HA	3:DF:122:ILE:HG22	1.97	0.45
3:DH:55:PRO:HB2	3:DH:60:LYS:HD2	1.99	0.45
3:DI:24:ARG:HB2	3:DI:34:SER:OG	2.17	0.45
3:DL:52:VAL:HG21	3:MN:130:PRO:HA	1.97	0.45
3:DL:122:ILE:HG23	3:MN:109:ARG:HH12	1.78	0.45
3:DM:72:THR:HB	3:DM:86:ARG:HB2	1.99	0.45
3:DM:72:THR:CB	3:DM:86:ARG:HD3	2.47	0.45
3:EA:123:ASP:OD1	3:EA:129:ASN:HB2	2.17	0.45
3:EG:110:THR:HG21	3:GC:12:GLY:H	1.82	0.45
3:EH:74:CYS:HB2	3:EH:85:THR:OG1	2.15	0.45
3:EI:109:ARG:NH2	3:GA:126:ASP:H	2.14	0.45
3:EK:112:LEU:O	3:EK:116:LEU:HD13	2.16	0.45
3:FG:128:LEU:HD21	3:KG:105:ARG:CD	2.46	0.45
3:FH:1:ALA:N	3:FK:123:ASP:OD2	2.47	0.45
3:FJ:129:ASN:HA	3:HG:24:ARG:NH1	2.32	0.45
3:FM:84:VAL:O	3:FM:84:VAL:HG13	2.16	0.45
3:GI:132:TYR:CZ	3:JB:28:PRO:HB3	2.51	0.45
3:GJ:27:ASN:OD1	3:GJ:29:THR:OG1	2.29	0.45
3:GJ:86:ARG:CZ	3:GN:104:GLU:OE2	2.64	0.45
3:GK:11:ILE:HD12	3:JA:110:THR:CB	2.46	0.45
3:GL:128:LEU:HD11	3:HG:105:ARG:CD	2.47	0.45
3:HD:112:LEU:O	3:HD:116:LEU:HG	2.17	0.45
3:HI:106:ALA:HB3	3:II:13:LYS:CE	2.47	0.45
3:IC:56:SER:O	3:IC:59:ARG:O	2.35	0.45
3:II:98:GLN:CD	3:IJ:43:ALA:HB2	2.37	0.45
3:KB:60:LYS:N	3:KB:61:ASN:HB3	2.30	0.45
3:KG:60:LYS:O	3:KG:61:ASN:C	2.54	0.45
3:KH:60:LYS:CA	3:KH:61:ASN:HB3	2.47	0.45

Continued on next page...

Continued from previous page...

Atom-1	Atom-2	Interatomic distance (Å)	Clash overlap (Å)
3:KK:61:ASN:HA	3:KK:97:THR:HA	1.98	0.45
3:KM:94:PHE:CD1	3:MF:125:ILE:HD13	2.52	0.45
3:KM:95:SER:OG	3:MF:89:TYR:HB2	2.17	0.45
3:LA:102:ASP:OD1	3:LA:102:ASP:N	2.48	0.45
3:LA:125:ILE:O	3:MD:105:ARG:NH2	2.49	0.45
3:LC:40:ALA:CB	3:LE:101:THR:OG1	2.65	0.45
3:LG:99:TYR:OH	3:LH:84:VAL:HG23	2.17	0.45
3:LG:126:ASP:OD1	3:MG:102:ASP:HB2	2.17	0.45
3:LH:23:PRO:HA	3:LH:35:LEU:HG	1.99	0.45
3:MA:98:GLN:HE22	3:MB:43:ALA:CA	2.29	0.45
3:MM:82:PRO:O	3:NA:99:TYR:CZ	2.69	0.45
3:NB:116:LEU:HD11	3:NF:112:LEU:HD23	1.98	0.45
3:NE:65:GLN:OE1	3:NE:93:THR:HG22	2.17	0.45
3:NH:122:ILE:CG2	3:NH:123:ASP:N	2.80	0.45
1:A:926:A:H2'	1:A:927:C:O4'	2.17	0.45
1:A:1123:C:OP1	1:A:1151:G:OP2	2.35	0.45
1:A:1328:U:H2'	1:A:1329:U:O4'	2.16	0.45
1:A:1497:U:O4	3:BN:65:GLN:O	2.34	0.45
1:A:1512:U:C2	1:A:1513:C:C5	3.05	0.45
1:A:1847:C:H2'	1:A:1848:U:C6	2.52	0.45
1:A:2172:G:C2	1:A:2173:C:N4	2.85	0.45
1:A:2377:A:C2	1:A:2403:G:N3	2.84	0.45
1:A:2426:U:O2	1:A:2867:G:O6	2.34	0.45
1:A:2644:C:H2'	1:A:2645:A:C8	2.52	0.45
1:A:2680:U:OP1	3:DE:56:SER:OG	2.30	0.45
1:A:3299:C:O3'	3:LD:58:ASN:ND2	2.41	0.45
1:A:3393:G:H2'	1:A:3394:A:C4	2.52	0.45
1:A:3663:G:C4'	3:LH:97:THR:HG22	2.47	0.45
1:A:3786:A:O4'	1:A:3786:A:OP2	2.35	0.45
1:A:3917:C:N4	1:A:3944:G:C6	2.85	0.45
1:A:3991:G:O2'	1:A:3992:G:O4'	2.33	0.45
1:A:4051:G:H2'	1:A:4052:C:O4'	2.17	0.45
3:BA:60:LYS:HB2	3:BA:61:ASN:HB3	1.99	0.45
3:BA:131:ALA:O	3:MK:3:LEU:CD2	2.65	0.45
3:BD:100:SER:CA	3:JB:86:ARG:HH22	2.23	0.45
3:BJ:55:PRO:HD3	3:BJ:62:TYR:CE1	2.52	0.45
3:CB:115:LEU:HD11	3:HC:48:VAL:HG11	1.99	0.45
3:CC:86:ARG:NH2	3:DF:97:THR:HG23	2.32	0.45
3:CC:121:LEU:HA	3:CC:124:ALA:HB3	1.99	0.45
3:CG:119:PRO:O	3:CG:122:ILE:HB	2.16	0.45
3:CH:11:ILE:HD12	3:HL:110:THR:HG23	1.99	0.45

Continued on next page...

Continued from previous page...

Atom-1	Atom-2	Interatomic distance (Å)	Clash overlap (Å)
3:CH:19:LEU:CD1	3:HL:111:GLU:OE1	2.62	0.45
3:CI:3:LEU:HD21	3:CI:33:ALA:HB1	1.98	0.45
3:CJ:112:LEU:HD11	3:HJ:92:VAL:HG21	1.99	0.45
3:CK:131:ALA:HB1	3:NC:3:LEU:CD2	2.47	0.45
3:CK:131:ALA:HB1	3:NC:3:LEU:HD22	1.98	0.45
3:DC:53:SER:OG	3:DC:59:ARG:NE	2.50	0.45
3:DJ:21:LEU:CD1	3:DJ:48:VAL:HG21	2.47	0.45
3:DK:55:PRO:HA	3:DK:60:LYS:O	2.17	0.45
3:DM:14:ASP:OD1	3:DM:14:ASP:N	2.49	0.45
3:DM:32:VAL:HG23	3:DM:51:SER:OG	2.16	0.45
3:EC:99:TYR:C	3:LK:86:ARG:HH12	2.19	0.45
3:ED:91:ASP:OD1	3:EH:93:THR:HB	2.16	0.45
3:EE:92:VAL:HG22	3:LI:92:VAL:HG22	1.99	0.45
3:EF:103:GLU:HA	3:FA:13:LYS:HZ1	1.82	0.45
3:EH:24:ARG:NH2	3:GC:127:GLN:O	2.31	0.45
3:EI:122:ILE:CA	3:GA:109:ARG:HH12	2.30	0.45
3:EL:81:ASP:OD1	3:EL:81:ASP:N	2.47	0.45
3:EN:34:SER:O	3:EN:35:LEU:HD22	2.17	0.45
3:FB:128:LEU:O	3:FB:128:LEU:HG	2.16	0.45
3:FC:96:PHE:CZ	3:GB:125:ILE:HG23	2.52	0.45
3:FC:121:LEU:HD13	3:GB:66:VAL:HG21	1.98	0.45
3:FF:102:ASP:OD1	3:FF:103:GLU:OE1	2.35	0.45
3:FG:64:VAL:HG11	3:KG:125:ILE:CG1	2.46	0.45
3:FH:52:VAL:CG1	3:FK:130:PRO:HA	2.47	0.45
3:GA:84:VAL:HG12	3:GA:87:GLN:HE21	1.82	0.45
3:GC:59:ARG:HB3	3:GC:61:ASN:OD1	2.17	0.45
3:GE:101:THR:O	3:GE:105:ARG:HG3	2.17	0.45
3:GE:109:ARG:NH1	3:HE:122:ILE:HB	2.31	0.45
3:GG:4:GLU:N	3:GG:4:GLU:OE1	2.50	0.45
3:GG:52:VAL:HG13	3:GG:64:VAL:HG22	1.98	0.45
3:GG:67:LYS:HD3	3:GG:91:ASP:OD1	2.17	0.45
3:GH:11:ILE:CG2	3:GH:17:GLN:HB2	2.47	0.45
3:GI:120:LEU:CD1	3:JC:6:VAL:HG21	2.46	0.45
3:GK:77:ASN:ND2	3:JB:77:ASN:O	2.50	0.45
3:GK:86:ARG:CZ	3:JA:99:TYR:O	2.65	0.45
3:GN:11:ILE:HG23	3:GN:17:GLN:HB2	1.99	0.45
3:HC:51:SER:OG	3:HC:65:GLN:HB2	2.16	0.45
3:HE:60:LYS:HB2	3:HE:61:ASN:CB	2.47	0.45
3:HJ:55:PRO:HA	3:HJ:60:LYS:O	2.17	0.45
3:HN:52:VAL:O	3:HN:54:GLN:OE1	2.35	0.45
3:IB:128:LEU:HD11	3:IK:105:ARG:HD2	1.98	0.45

Continued on next page...

Continued from previous page...

Atom-1	Atom-2	Interatomic distance (Å)	Clash overlap (Å)
3:JC:11:ILE:CG2	3:JC:17:GLN:HB3	2.47	0.45
3:JF:132:TYR:O	3:KA:3:LEU:HD13	2.16	0.45
3:JG:71:PRO:HA	3:JG:87:GLN:HA	1.98	0.45
3:JH:79:SER:O	3:JH:80:CYS:CB	2.64	0.45
3:JK:112:LEU:HD23	3:KN:116:LEU:HD11	1.99	0.45
3:JN:44:LEU:O	3:JN:44:LEU:HG	2.17	0.45
3:KB:59:ARG:HA	3:KB:59:ARG:NE	2.31	0.45
3:KE:119:PRO:HA	3:KE:122:ILE:HD11	1.99	0.45
3:KH:101:THR:OG1	3:KH:104:GLU:HG2	2.17	0.45
3:KH:110:THR:CB	3:KL:11:ILE:HD12	2.47	0.45
3:KM:3:LEU:HD13	3:MF:132:TYR:O	2.17	0.45
3:LA:23:PRO:HA	3:LA:35:LEU:HD13	1.99	0.45
3:LA:37:GLN:O	3:LA:45:GLU:OE1	2.34	0.45
3:LA:49:THR:OG1	3:LA:67:LYS:HB2	2.17	0.45
3:LA:107:PHE:O	3:LA:111:GLU:HG3	2.17	0.45
3:LN:45:GLU:OE2	3:LN:46:LYS:O	2.35	0.45
3:LN:128:LEU:CD2	3:MI:62:TYR:HD1	2.30	0.45
3:MC:52:VAL:CG2	3:MC:64:VAL:HG22	2.46	0.45
3:MD:123:ASP:OD1	3:MD:123:ASP:C	2.55	0.45
3:MG:40:ALA:CB	3:MI:101:THR:OG1	2.64	0.45
3:MH:75:THR:HG22	3:MH:82:PRO:HG3	1.96	0.45
3:MJ:60:LYS:CA	3:MJ:61:ASN:HB3	2.47	0.45
3:MN:4:GLU:CD	3:MN:5:THR:N	2.70	0.45
3:NA:97:THR:HG22	3:NA:100:SER:OG	2.17	0.45
3:NB:119:PRO:O	3:NB:122:ILE:HG22	2.16	0.45
1:A:199:A:C3'	1:A:200:A:C2	3.00	0.45
1:A:223:C:H2'	1:A:224:C:N1	2.32	0.45
1:A:312:U:H2'	1:A:313:C:C6	2.52	0.45
1:A:865:G:C2	1:A:866:A:N1	2.85	0.45
1:A:1015:A:N3	1:A:1016:G:N7	2.65	0.45
1:A:1128:A:H2'	1:A:1129:U:C6	2.52	0.45
1:A:1176:U:N3	1:A:1177:G:N7	2.65	0.45
1:A:1367:U:N3	1:A:1368:U:H1'	2.31	0.45
1:A:1587:G:H2'	1:A:1588:A:O4'	2.17	0.45
1:A:1927:U:C2	1:A:1993:A:C6	3.05	0.45
1:A:2066:U:H2'	1:A:2067:G:H8	1.81	0.45
1:A:2070:A:H2'	1:A:2071:C:C6	2.52	0.45
1:A:2073:G:C6	1:A:2092:A:C6	3.05	0.45
1:A:2255:U:H2'	1:A:2256:G:C8	2.52	0.45
1:A:2300:U:N3	1:A:2301:A:N7	2.64	0.45
1:A:2406:G:H2'	1:A:2407:C:C6	2.52	0.45

Continued on next page...

Continued from previous page...

Atom-1	Atom-2	Interatomic distance (Å)	Clash overlap (Å)
1:A:2629:G:C6	1:A:2630:G:C6	3.05	0.45
1:A:2650:A:P	3:EH:57:ARG:HE	2.40	0.45
1:A:2651:G:H2'	1:A:2652:G:C1'	2.47	0.45
1:A:2681:C:H2'	1:A:2682:U:O4'	2.17	0.45
1:A:2903:G:H2'	1:A:2904:A:C8	2.52	0.45
1:A:3244:U:O5'	3:KK:57:ARG:CZ	2.65	0.45
1:A:3264:C:C2	1:A:3265:C:C5	3.04	0.45
1:A:3339:G:H2'	1:A:3340:A:C8	2.52	0.45
1:A:3423:G:N2	1:A:3425:A:H61	2.14	0.45
1:A:3809:G:O2'	1:A:3810:U:P	2.75	0.45
3:BB:109:ARG:CZ	3:MA:116:LEU:O	2.65	0.45
3:BC:103:GLU:HA	3:ND:13:LYS:HE2	1.99	0.45
3:BD:116:LEU:HD12	3:JB:116:LEU:HD12	1.98	0.45
3:BD:130:PRO:HD2	3:JC:23:PRO:O	2.16	0.45
3:BF:125:ILE:HG23	3:BF:126:ASP:N	2.32	0.45
3:BG:41:VAL:N	3:BG:42:PRO:CD	2.79	0.45
3:BI:3:LEU:HB3	3:BI:23:PRO:HB3	1.99	0.45
3:BJ:49:THR:OG1	3:BJ:67:LYS:HB2	2.17	0.45
3:CA:109:ARG:HD3	3:DH:116:LEU:O	2.17	0.45
3:CB:100:SER:HA	3:HC:86:ARG:NH1	2.32	0.45
3:CC:64:VAL:CG1	3:DF:125:ILE:HD11	2.42	0.45
3:CC:105:ARG:CZ	3:DF:128:LEU:HD11	2.46	0.45
3:CF:8:LEU:HD22	3:GM:114:ALA:HB3	1.97	0.45
3:CK:65:GLN:HG3	3:CK:93:THR:HG22	1.99	0.45
3:DA:11:ILE:HD12	3:MM:110:THR:HB	1.97	0.45
3:DA:59:ARG:NH2	3:DA:63:LYS:HZ3	2.14	0.45
3:DE:1:ALA:HB3	3:EL:131:ALA:HA	1.98	0.45
3:DH:81:ASP:OD1	3:DH:81:ASP:N	2.50	0.45
3:DI:60:LYS:HB2	3:DI:61:ASN:HB2	1.98	0.45
3:EA:30:ASN:OD1	3:EA:32:VAL:HG23	2.17	0.45
3:EE:8:LEU:HD11	3:LI:114:ALA:HB3	1.93	0.45
3:EM:41:VAL:HG13	3:EM:44:LEU:HD11	1.98	0.45
3:FC:62:TYR:CE1	3:GB:128:LEU:CD2	2.99	0.45
3:FC:125:ILE:HG12	3:GB:64:VAL:HG11	1.99	0.45
3:FD:57:ARG:HG2	3:FD:58:ASN:OD1	2.17	0.45
3:FF:49:THR:OG1	3:FF:67:LYS:HB2	2.16	0.45
3:FH:101:THR:OG1	3:FH:104:GLU:HG2	2.17	0.45
3:FI:114:ALA:HB1	3:KE:8:LEU:HD22	1.98	0.45
3:FJ:62:TYR:CE2	3:HF:128:LEU:HD22	2.52	0.45
3:FL:132:TYR:CA	3:HD:3:LEU:HD23	2.47	0.45
3:FM:49:THR:OG1	3:FM:67:LYS:HB3	2.17	0.45

Continued on next page...

Continued from previous page...

Atom-1	Atom-2	Interatomic distance (Å)	Clash overlap (Å)
3:GD:8:LEU:HD22	3:GD:8:LEU:N	2.32	0.45
3:GD:26:VAL:O	3:GD:26:VAL:HG13	2.16	0.45
3:GE:98:GLN:O	3:GF:42:PRO:HD2	2.16	0.45
3:GJ:60:LYS:HB2	3:GJ:61:ASN:HB2	1.98	0.45
3:GK:112:LEU:O	3:GK:116:LEU:HG	2.17	0.45
3:HI:54:GLN:HB3	3:HI:55:PRO:HD2	1.98	0.45
3:HN:60:LYS:HB2	3:HN:61:ASN:HB2	1.97	0.45
3:HN:81:ASP:OD1	3:IB:99:TYR:CG	2.70	0.45
3:IA:6:VAL:HG12	3:IA:8:LEU:HD21	1.95	0.45
3:IA:11:ILE:HG21	3:IA:19:LEU:HD23	1.99	0.45
3:IE:73:ALA:HB1	3:IE:83:SER:O	2.17	0.45
3:JC:24:ARG:N	3:JC:34:SER:O	2.43	0.45
3:JE:14:ASP:OD1	3:JE:14:ASP:N	2.48	0.45
3:JH:101:THR:HG22	3:JI:41:VAL:HG22	1.98	0.45
3:KK:62:TYR:C	3:KK:63:LYS:HD2	2.37	0.45
3:KM:74:CYS:SG	3:KM:74:CYS:O	2.75	0.45
3:KN:30:ASN:CG	3:KN:32:VAL:HG23	2.36	0.45
3:LA:75:THR:O	3:ME:79:SER:HA	2.16	0.45
3:LG:11:ILE:CG1	3:MG:110:THR:HG23	2.46	0.45
3:LG:18:THR:C	3:LG:19:LEU:HD22	2.38	0.45
3:LG:116:LEU:HA	3:LG:121:LEU:HD23	1.99	0.45
3:LN:109:ARG:HH12	3:MI:122:ILE:HA	1.82	0.45
3:MA:101:THR:O	3:MA:105:ARG:HG3	2.17	0.45
3:MB:65:GLN:OE1	3:MB:92:VAL:O	2.35	0.45
3:MF:52:VAL:O	3:MF:52:VAL:CG2	2.65	0.45
3:MK:30:ASN:OD1	3:MK:32:VAL:HG23	2.16	0.45
3:ND:52:VAL:HG12	3:ND:64:VAL:CG2	2.44	0.45
3:NF:6:VAL:HG12	3:NF:8:LEU:HD22	1.99	0.45
3:NG:39:GLY:CA	3:NG:45:GLU:OE1	2.64	0.45
3:NI:6:VAL:HG12	3:NI:8:LEU:HD22	1.98	0.45
1:A:24:C:C2	1:A:25:U:C6	3.05	0.45
1:A:104:A:N6	1:A:105:A:H62	2.15	0.45
1:A:267:C:H2'	1:A:268:A:C8	2.51	0.45
1:A:269:C:H2'	1:A:270:C:O4'	2.17	0.45
1:A:532:A:OP2	1:A:532:A:C8	2.70	0.45
1:A:841:A:HO2'	1:A:842:A:H8	1.64	0.45
1:A:868:C:C4	1:A:1233:G:C6	3.05	0.45
1:A:1092:U:H4'	3:IG:89:TYR:CD2	2.52	0.45
1:A:1220:C:C3'	1:A:1221:G:H5''	2.47	0.45
1:A:1499:G:O6	1:A:1500:G:O6	2.35	0.45
1:A:1730:G:OP1	3:IM:59:ARG:NH2	2.50	0.45

Continued on next page...

Continued from previous page...

Atom-1	Atom-2	Interatomic distance (Å)	Clash overlap (Å)
1:A:1925:A:H2'	1:A:1926:C:C6	2.52	0.45
1:A:2025:U:C2	1:A:2137:A:C2	3.05	0.45
1:A:2073:G:C6	1:A:2092:A:N1	2.85	0.45
1:A:2293:A:N7	1:A:2294:A:C8	2.85	0.45
1:A:2486:A:C6	1:A:2487:U:O4	2.70	0.45
1:A:2542:A:H2'	1:A:2544:G:N7	2.32	0.45
1:A:3563:C:H2'	1:A:3564:G:H8	1.82	0.45
1:A:3926:G:C4	1:A:3927:C:C6	3.05	0.45
2:M:116:LEU:C	2:M:116:LEU:HD12	2.36	0.45
3:B:8:LEU:HD12	3:B:9:GLY:N	2.25	0.45
3:BA:123:ASP:OD2	3:MK:1:ALA:N	2.48	0.45
3:BG:11:ILE:CG2	3:IA:110:THR:OG1	2.65	0.45
3:BG:128:LEU:HD11	3:IA:105:ARG:CD	2.47	0.45
3:BJ:8:LEU:HD11	3:BN:114:ALA:CB	2.47	0.45
3:BJ:23:PRO:HA	3:BJ:35:LEU:HD13	1.98	0.45
3:BJ:52:VAL:O	3:BJ:52:VAL:CG2	2.64	0.45
3:BK:68:ILE:HD12	3:BK:68:ILE:N	2.32	0.45
3:BM:126:ASP:HB3	3:DJ:102:ASP:OD1	2.16	0.45
3:CB:126:ASP:O	3:HC:105:ARG:NH2	2.42	0.45
3:CC:112:LEU:HD23	3:CC:112:LEU:C	2.37	0.45
3:CE:48:VAL:HG22	3:CE:68:ILE:CD1	2.46	0.45
3:CH:55:PRO:HD3	3:CH:62:TYR:CE2	2.52	0.45
3:CK:111:GLU:CA	3:NC:11:ILE:HD11	2.46	0.45
3:CM:2:LYS:NZ	3:NA:132:TYR:OXT	2.50	0.45
3:CM:64:VAL:HG11	3:NA:125:ILE:HD13	1.99	0.45
3:CM:132:TYR:CE1	3:MN:28:PRO:HB3	2.52	0.45
3:DC:14:ASP:OD2	3:DC:16:LYS:HD2	2.17	0.45
3:DE:91:ASP:CG	3:EL:93:THR:OG1	2.55	0.45
3:DE:95:SER:OG	3:EL:89:TYR:HB2	2.16	0.45
3:DG:61:ASN:ND2	3:DG:96:PHE:O	2.50	0.45
3:DH:84:VAL:HG22	3:DH:87:GLN:NE2	2.32	0.45
3:DK:66:VAL:HB	3:DK:92:VAL:HB	1.98	0.45
3:DL:116:LEU:HD23	3:DL:116:LEU:C	2.37	0.45
3:EB:13:LYS:HE2	3:MJ:103:GLU:HG3	1.99	0.45
3:EB:115:LEU:HD22	3:MJ:8:LEU:HD21	1.98	0.45
3:EE:111:GLU:N	3:LI:11:ILE:HD11	2.31	0.45
3:EF:27:ASN:OD1	3:EF:29:THR:N	2.36	0.45
3:EF:103:GLU:HG2	3:FA:13:LYS:NZ	2.31	0.45
3:EF:104:GLU:HA	3:EF:104:GLU:OE2	2.16	0.45
3:EF:105:ARG:HD3	3:FA:128:LEU:HD11	1.98	0.45
3:EG:126:ASP:HA	3:GC:105:ARG:HG2	1.98	0.45

Continued on next page...

Continued from previous page...

Atom-1	Atom-2	Interatomic distance (Å)	Clash overlap (Å)
3:EI:126:ASP:O	3:GA:105:ARG:NH2	2.49	0.45
3:EJ:11:ILE:CG2	3:EJ:17:GLN:HB2	2.47	0.45
3:EL:118:SER:OG	3:EL:119:PRO:HD2	2.17	0.45
3:EM:118:SER:OG	3:EM:119:PRO:HD2	2.17	0.45
3:FA:46:LYS:HZ2	3:FA:70:ASN:HB3	1.82	0.45
3:FB:32:VAL:HG22	3:FB:51:SER:HB2	1.99	0.45
3:FE:63:LYS:HZ2	3:FE:65:GLN:HB2	1.81	0.45
3:GF:132:TYR:CD2	3:KB:26:VAL:HB	2.52	0.45
3:GG:23:PRO:O	3:GG:24:ARG:HD2	2.17	0.45
3:GG:94:PHE:HB3	3:GG:96:PHE:CZ	2.51	0.45
3:GI:101:THR:HG23	3:GI:104:GLU:H	1.82	0.45
3:GK:64:VAL:HG11	3:JA:125:ILE:HD13	1.99	0.45
3:HB:109:ARG:HG3	3:HB:110:THR:N	2.32	0.45
3:HJ:3:LEU:HD12	3:HJ:35:LEU:HD11	1.99	0.45
3:IA:11:ILE:HG23	3:IA:17:GLN:HB2	1.99	0.45
3:IB:112:LEU:HD11	3:IK:92:VAL:HG21	1.98	0.45
3:IC:25:GLY:H	3:JL:130:PRO:HD2	1.81	0.45
3:ID:21:LEU:CD2	3:ID:35:LEU:HB2	2.47	0.45
3:IF:62:TYR:CD2	3:NI:128:LEU:HD21	2.52	0.45
3:IF:116:LEU:HD11	3:NI:112:LEU:HD22	1.99	0.45
3:IG:91:ASP:OD1	3:JJ:93:THR:O	2.35	0.45
3:JC:73:ALA:HB1	3:JC:83:SER:O	2.17	0.45
3:JD:59:ARG:HA	3:JD:59:ARG:NE	2.32	0.45
3:JF:55:PRO:HA	3:JF:60:LYS:O	2.16	0.45
3:JK:79:SER:C	3:JK:80:CYS:SG	2.94	0.45
3:JN:52:VAL:HG12	3:JN:64:VAL:HG22	1.97	0.45
3:KJ:56:SER:OG	3:KJ:59:ARG:HG2	2.16	0.45
3:KK:86:ARG:NH2	3:MH:97:THR:HG23	2.32	0.45
3:KM:101:THR:HG22	3:KM:104:GLU:CD	2.37	0.45
3:KN:102:ASP:N	3:KN:102:ASP:OD1	2.45	0.45
3:LD:121:LEU:HD12	3:LD:121:LEU:N	2.31	0.45
3:LI:119:PRO:O	3:LI:122:ILE:HG12	2.17	0.45
3:LL:110:THR:OG1	3:MB:11:ILE:CD1	2.65	0.45
3:LM:95:SER:O	3:LM:96:PHE:CD1	2.70	0.45
3:LN:110:THR:OG1	3:MI:11:ILE:CD1	2.65	0.45
3:MC:1:ALA:H1	3:NJ:129:ASN:ND2	2.15	0.45
3:MC:112:LEU:O	3:MC:116:LEU:HD13	2.17	0.45
3:ME:48:VAL:HG13	3:ME:68:ILE:HD13	1.98	0.45
3:ME:91:ASP:O	3:NH:92:VAL:HA	2.17	0.45
3:ME:109:ARG:NH2	3:NH:122:ILE:HD12	2.31	0.45
3:MF:68:ILE:HG22	3:MF:90:ALA:O	2.17	0.45

Continued on next page...

Continued from previous page...

Atom-1	Atom-2	Interatomic distance (Å)	Clash overlap (Å)
3:MK:118:SER:O	3:MK:122:ILE:HG13	2.17	0.45
3:NA:37:GLN:NE2	3:NA:38:ALA:O	2.50	0.45
3:NB:4:GLU:N	3:NB:4:GLU:OE1	2.50	0.45
3:ND:24:ARG:HB2	3:ND:34:SER:OG	2.17	0.45
3:NE:61:ASN:HA	3:NE:96:PHE:O	2.17	0.45
3:NG:77:ASN:OD1	3:NG:77:ASN:O	2.34	0.45
3:NH:60:LYS:N	3:NH:61:ASN:HB3	2.30	0.45
3:NI:98:GLN:NE2	3:NJ:43:ALA:HA	2.32	0.45
1:A:244:G:H2'	1:A:245:U:C6	2.52	0.44
1:A:500:A:H3'	1:A:501:U:O4'	2.17	0.44
1:A:1296:U:H3'	1:A:1297:U:C5	2.51	0.44
1:A:1296:U:H3'	1:A:1297:U:C6	2.52	0.44
1:A:1300:U:H5''	1:A:1302:A:N1	2.33	0.44
1:A:1927:U:C2	1:A:1993:A:N1	2.85	0.44
1:A:2399:C:H2'	1:A:2400:C:O4'	2.17	0.44
1:A:2497:A:C6	1:A:2498:G:C5	3.05	0.44
1:A:2542:A:OP2	1:A:2543:U:C2	2.70	0.44
1:A:2929:C:O5'	1:A:2930:U:OP1	2.35	0.44
1:A:2933:A:H3'	1:A:2934:C:H5''	1.99	0.44
1:A:3563:C:C2	1:A:3564:G:C8	3.04	0.44
1:A:3609:G:C6	1:A:3610:C:C4	3.05	0.44
1:A:3678:G:H2'	1:A:3679:C:C6	2.52	0.44
1:A:4152:G:O2'	1:A:4153:U:O5'	2.35	0.44
1:A:4201:U:OP2	2:M:353:ARG:CZ	2.64	0.44
1:A:4202:G:C8	2:M:80:VAL:HG13	2.52	0.44
3:BA:21:LEU:HD23	3:BA:35:LEU:HB3	2.00	0.44
3:BF:7:THR:HG23	3:BF:7:THR:O	2.17	0.44
3:BH:34:SER:C	3:BH:35:LEU:HD23	2.37	0.44
3:BL:77:ASN:O	3:BL:77:ASN:OD1	2.34	0.44
3:CH:44:LEU:O	3:CH:44:LEU:HD12	2.17	0.44
3:CJ:32:VAL:HG12	3:CJ:51:SER:HB2	1.99	0.44
3:CN:94:PHE:CD1	3:DD:125:ILE:HD12	2.52	0.44
3:DE:32:VAL:HG12	3:DE:51:SER:CB	2.47	0.44
3:DF:121:LEU:N	3:DF:121:LEU:HD22	2.32	0.44
3:DG:105:ARG:CZ	3:EJ:126:ASP:O	2.64	0.44
3:DL:97:THR:N	3:DL:100:SER:HG	2.15	0.44
3:DN:3:LEU:CD1	3:DN:35:LEU:HD11	2.43	0.44
3:EA:51:SER:HB3	3:EA:65:GLN:HE21	1.82	0.44
3:EB:2:LYS:CE	3:MJ:132:TYR:O	2.65	0.44
3:EB:54:GLN:CG	3:EB:55:PRO:HD2	2.47	0.44
3:EC:3:LEU:HD23	3:LK:132:TYR:CA	2.47	0.44

Continued on next page...

Continued from previous page...

Atom-1	Atom-2	Interatomic distance (Å)	Clash overlap (Å)
3:ED:48:VAL:HG22	3:ED:68:ILE:HD12	1.97	0.44
3:ED:49:THR:OG1	3:ED:67:LYS:HB3	2.18	0.44
3:EG:132:TYR:CZ	3:GC:26:VAL:HG21	2.52	0.44
3:FB:112:LEU:HD21	3:LJ:92:VAL:CG2	2.47	0.44
3:FD:98:GLN:OE1	3:FD:99:TYR:CD1	2.70	0.44
3:FD:132:TYR:HD1	3:LH:26:VAL:CG2	2.30	0.44
3:FE:122:ILE:HG13	3:FE:123:ASP:N	2.31	0.44
3:FI:8:LEU:HD21	3:KE:115:LEU:CG	2.47	0.44
3:FI:128:LEU:HD12	3:FI:128:LEU:N	2.32	0.44
3:FJ:103:GLU:CA	3:HF:13:LYS:NZ	2.80	0.44
3:FK:126:ASP:O	3:FK:128:LEU:HD12	2.17	0.44
3:FM:22:ASN:O	3:FM:35:LEU:HD12	2.17	0.44
3:GE:19:LEU:HD11	3:GE:37:GLN:CG	2.46	0.44
3:GE:97:THR:HG22	3:HE:86:ARG:NH2	2.32	0.44
3:GH:110:THR:HB	3:KB:11:ILE:HD12	1.98	0.44
3:GI:126:ASP:HB2	3:GI:127:GLN:OE1	2.17	0.44
3:HI:108:VAL:HA	3:HI:111:GLU:OE1	2.17	0.44
3:HL:75:THR:HG23	3:HL:82:PRO:HG3	1.99	0.44
3:HM:118:SER:OG	3:HM:119:PRO:HD2	2.17	0.44
3:IB:23:PRO:HA	3:IB:35:LEU:HD22	1.98	0.44
3:IC:54:GLN:HB3	3:IC:55:PRO:CD	2.47	0.44
3:IH:111:GLU:OE2	3:NG:19:LEU:HD23	2.16	0.44
3:JD:128:LEU:CD2	3:JH:62:TYR:CD1	3.00	0.44
3:JF:8:LEU:HD13	3:KA:115:LEU:HD22	1.99	0.44
3:JF:13:LYS:HZ2	3:KA:103:GLU:HG2	1.82	0.44
3:JI:52:VAL:HG12	3:JI:64:VAL:CG1	2.47	0.44
3:JK:62:TYR:CD2	3:KN:128:LEU:HD22	2.52	0.44
3:JK:122:ILE:HD13	3:KN:109:ARG:NH1	2.31	0.44
3:JM:24:ARG:HB2	3:JM:34:SER:HB2	1.98	0.44
3:KA:51:SER:OG	3:KA:65:GLN:HB3	2.17	0.44
3:KC:59:ARG:O	3:KC:60:LYS:HG2	2.17	0.44
3:KD:91:ASP:OD2	3:KD:91:ASP:O	2.34	0.44
3:KH:118:SER:O	3:KH:122:ILE:HG12	2.16	0.44
3:KI:34:SER:O	3:KI:35:LEU:HD23	2.16	0.44
3:KK:130:PRO:CG	3:MH:52:VAL:HG11	2.46	0.44
3:KN:11:ILE:HG23	3:KN:17:GLN:HB2	1.99	0.44
3:LA:37:GLN:HB3	3:LA:45:GLU:OE1	2.17	0.44
3:LA:92:VAL:CG2	3:MD:112:LEU:HD11	2.47	0.44
3:LC:56:SER:OG	3:LC:57:ARG:N	2.50	0.44
3:LE:81:ASP:O	3:LE:83:SER:N	2.47	0.44
3:LF:21:LEU:HB3	3:LF:35:LEU:HB3	1.98	0.44

Continued on next page...

Continued from previous page...

Atom-1	Atom-2	Interatomic distance (Å)	Clash overlap (Å)
3:LF:104:GLU:O	3:LF:108:VAL:HG22	2.17	0.44
3:LG:91:ASP:O	3:MG:92:VAL:HA	2.16	0.44
3:LI:60:LYS:HB3	3:LI:61:ASN:OD1	2.16	0.44
3:LL:86:ARG:NH2	3:MB:100:SER:HA	2.33	0.44
3:MA:30:ASN:CG	3:MA:32:VAL:HG23	2.38	0.44
3:MC:127:GLN:HA	3:MC:127:GLN:OE1	2.17	0.44
3:ME:60:LYS:HE2	3:ME:60:LYS:HA	1.99	0.44
3:MI:54:GLN:OE1	3:MI:55:PRO:HD3	2.18	0.44
3:ND:32:VAL:O	3:ND:32:VAL:HG23	2.16	0.44
3:NH:84:VAL:O	3:NH:84:VAL:HG23	2.16	0.44
1:A:462:U:H2'	1:A:463:C:C6	2.52	0.44
1:A:491:A:H2'	1:A:492:U:O4'	2.16	0.44
1:A:732:C:C2'	1:A:733:U:O5'	2.65	0.44
1:A:960:G:OP2	1:A:1050:C:C4	2.70	0.44
1:A:1197:U:C2	1:A:1198:U:C6	3.06	0.44
1:A:1367:U:OP1	3:CD:61:ASN:CG	2.55	0.44
1:A:1422:G:H2'	1:A:1423:U:C6	2.52	0.44
1:A:1842:U:H2'	1:A:1843:G:O4'	2.17	0.44
1:A:1906:C:N3	1:A:2010:A:N6	2.65	0.44
1:A:2052:G:H22	1:A:2056:C:H41	1.64	0.44
1:A:2249:C:C2	1:A:2250:G:O6	2.70	0.44
1:A:2389:C:H42	1:A:2390:A:N6	2.16	0.44
1:A:2427:G:H5''	1:A:2866:A:C5'	2.47	0.44
1:A:2483:G:H2'	1:A:2484:C:C6	2.53	0.44
1:A:2492:C:C4	1:A:2584:A:C2	3.05	0.44
1:A:2495:U:C2	1:A:2524:G:N2	2.85	0.44
1:A:2520:C:H2'	1:A:2521:C:H6	1.82	0.44
1:A:2547:U:N3	1:A:2568:G:N1	2.66	0.44
1:A:2637:U:C2	1:A:2638:U:C5	3.05	0.44
1:A:2766:A:O2'	1:A:2767:U:O2	2.32	0.44
1:A:3002:G:O6	1:A:3389:A:C4	2.71	0.44
1:A:3039:A:H2'	1:A:3040:U:O4'	2.18	0.44
1:A:3809:G:C5	3:KH:58:ASN:ND2	2.85	0.44
2:M:324:PHE:O	2:M:414:THR:HG21	2.17	0.44
3:B:27:ASN:O	3:B:29:THR:N	2.44	0.44
3:BA:64:VAL:HG11	3:MK:125:ILE:HG12	1.99	0.44
3:BB:11:ILE:HD11	3:MA:111:GLU:HB3	1.98	0.44
3:BB:26:VAL:HG11	3:MA:132:TYR:HE1	1.76	0.44
3:BE:97:THR:N	3:BE:100:SER:OG	2.50	0.44
3:BF:27:ASN:OD1	3:BF:29:THR:N	2.36	0.44
3:BF:29:THR:OG1	3:BF:30:ASN:N	2.50	0.44

Continued on next page...

Continued from previous page...

Atom-1	Atom-2	Interatomic distance (Å)	Clash overlap (Å)
3:BH:125:ILE:HD13	3:IL:94:PHE:HE2	1.82	0.44
3:CB:61:ASN:HA	3:CB:96:PHE:O	2.16	0.44
3:CH:111:GLU:O	3:CH:115:LEU:HG	2.17	0.44
3:CK:63:LYS:HG3	3:CK:65:GLN:OE1	2.17	0.44
3:CK:128:LEU:HD23	3:NC:62:TYR:CD1	2.52	0.44
3:CN:55:PRO:HD3	3:CN:62:TYR:CD1	2.52	0.44
3:CN:131:ALA:HA	3:DD:1:ALA:HB3	1.99	0.44
3:DG:100:SER:N	3:EJ:86:ARG:HH12	2.15	0.44
3:DK:14:ASP:OD2	3:DK:16:LYS:HB3	2.17	0.44
3:DL:111:GLU:CA	3:MN:11:ILE:HD11	2.48	0.44
3:DM:79:SER:HA	3:MN:75:THR:O	2.18	0.44
3:EA:86:ARG:NH1	3:EA:86:ARG:HG2	2.32	0.44
3:EA:110:THR:CB	3:LM:11:ILE:HD12	2.47	0.44
3:ED:21:LEU:CD1	3:ED:48:VAL:HG21	2.47	0.44
3:EH:116:LEU:HD23	3:EH:116:LEU:C	2.38	0.44
3:EJ:55:PRO:CG	3:EJ:62:TYR:CE1	3.00	0.44
3:FA:108:VAL:HA	3:FA:111:GLU:OE1	2.17	0.44
3:FD:105:ARG:NE	3:LH:126:ASP:O	2.47	0.44
3:FF:79:SER:O	3:FF:80:CYS:CB	2.65	0.44
3:FI:64:VAL:CG2	3:KE:125:ILE:HD12	2.47	0.44
3:FJ:106:ALA:CA	3:FJ:109:ARG:NH1	2.81	0.44
3:FK:24:ARG:NH2	3:FK:24:ARG:O	2.51	0.44
3:FK:43:ALA:C	3:FK:44:LEU:HD12	2.38	0.44
3:FN:8:LEU:HB2	3:FN:19:LEU:HB3	1.99	0.44
3:GB:53:SER:HB3	3:GB:59:ARG:NH1	2.32	0.44
3:GC:62:TYR:CE2	3:GC:64:VAL:HG23	2.53	0.44
3:GD:13:LYS:NZ	3:KF:103:GLU:HA	2.32	0.44
3:GD:60:LYS:O	3:GD:98:GLN:CG	2.65	0.44
3:GD:109:ARG:HD2	3:KF:125:ILE:HG21	1.98	0.44
3:GD:128:LEU:HD23	3:KF:62:TYR:CG	2.51	0.44
3:GF:111:GLU:N	3:KD:11:ILE:HD11	2.32	0.44
3:GG:128:LEU:O	3:JF:24:ARG:NH1	2.51	0.44
3:GK:11:ILE:HD11	3:JA:111:GLU:N	2.32	0.44
3:GL:68:ILE:HG22	3:GL:90:ALA:HB3	1.98	0.44
3:GM:34:SER:C	3:GM:35:LEU:HD22	2.38	0.44
3:HM:127:GLN:HB2	3:HM:129:ASN:OD1	2.17	0.44
3:IF:131:ALA:O	3:IF:132:TYR:CD1	2.71	0.44
3:II:96:PHE:CE2	3:II:105:ARG:HG2	2.53	0.44
3:IJ:103:GLU:HA	3:NE:13:LYS:NZ	2.32	0.44
3:IJ:111:GLU:CG	3:NE:68:ILE:HD11	2.47	0.44
3:IL:37:GLN:HB2	3:IL:46:LYS:HE2	2.00	0.44

Continued on next page...

Continued from previous page...

Atom-1	Atom-2	Interatomic distance (Å)	Clash overlap (Å)
3:JA:97:THR:N	3:JA:100:SER:OG	2.50	0.44
3:JK:30:ASN:OD1	3:JK:32:VAL:HG23	2.17	0.44
3:KA:24:ARG:HB2	3:KA:34:SER:O	2.16	0.44
3:KB:81:ASP:OD1	3:KD:99:TYR:CD2	2.70	0.44
3:KB:121:LEU:O	3:KB:125:ILE:HG12	2.17	0.44
3:KH:95:SER:OG	3:KL:89:TYR:HB2	2.17	0.44
3:KH:115:LEU:HG	3:KL:8:LEU:HD21	1.98	0.44
3:KK:96:PHE:CD1	3:KK:105:ARG:HG2	2.52	0.44
3:LF:107:PHE:O	3:LF:110:THR:OG1	2.29	0.44
3:LH:24:ARG:C	3:MG:130:PRO:HG2	2.38	0.44
3:LJ:87:GLN:O	3:LJ:89:TYR:CE1	2.71	0.44
3:LL:13:LYS:HD3	3:MB:106:ALA:HB3	1.99	0.44
3:LM:120:LEU:O	3:LM:123:ASP:OD2	2.36	0.44
3:LN:109:ARG:HD3	3:MI:116:LEU:O	2.17	0.44
3:LN:130:PRO:HA	3:MI:52:VAL:HG12	1.99	0.44
3:MA:6:VAL:CG1	3:MA:8:LEU:HD21	2.46	0.44
3:ME:110:THR:OG1	3:NH:11:ILE:HD12	2.17	0.44
3:MF:123:ASP:OD2	3:MF:123:ASP:O	2.35	0.44
3:MK:96:PHE:HB3	3:MK:100:SER:OG	2.17	0.44
3:MN:32:VAL:HG22	3:MN:51:SER:OG	2.17	0.44
3:NE:44:LEU:HD22	3:NG:98:GLN:O	2.17	0.44
1:A:359:A:H4'	1:A:360:C:OP2	2.17	0.44
1:A:934:C:H4'	3:BI:61:ASN:ND2	2.33	0.44
1:A:968:C:N4	1:A:1045:G:H1'	2.32	0.44
1:A:1217:A:H5'	3:HN:59:ARG:HH22	1.82	0.44
1:A:1253:A:O2'	1:A:1254:U:OP1	2.28	0.44
1:A:1300:U:H5''	1:A:1301:U:H5'	1.99	0.44
1:A:1317:G:N2	1:A:1318:C:C2	2.85	0.44
1:A:1374:A:H2'	1:A:1375:A:C8	2.53	0.44
1:A:1767:G:C6	1:A:1817:G:O6	2.71	0.44
1:A:1882:C:C2	1:A:1883:U:C5	3.05	0.44
1:A:2158:U:H5''	3:HE:60:LYS:HE3	1.99	0.44
1:A:2181:U:H2'	1:A:2182:C:C6	2.53	0.44
1:A:2214:G:H2'	1:A:2215:G:C8	2.50	0.44
1:A:3012:U:P	1:A:3068:U:OP1	2.75	0.44
1:A:3146:C:C2	1:A:3168:G:N2	2.85	0.44
1:A:3169:U:H1'	1:A:3213:G:H5''	1.99	0.44
1:A:3171:G:H2'	1:A:3172:A:C8	2.52	0.44
1:A:3297:A:H8	1:A:3297:A:O5'	2.01	0.44
1:A:3473:U:H2'	1:A:3474:U:C6	2.53	0.44
1:A:3507:A:O2'	3:KJ:56:SER:HA	2.18	0.44

Continued on next page...

Continued from previous page...

Atom-1	Atom-2	Interatomic distance (Å)	Clash overlap (Å)
1:A:3630:A:H2'	1:A:3631:A:N9	2.32	0.44
1:A:3682:A:N1	1:A:3759:G:C6	2.86	0.44
1:A:4134:C:H2'	1:A:4135:C:O4'	2.17	0.44
1:A:4163:A:H3'	1:A:4164:U:H5	1.82	0.44
2:M:159:TYR:CE2	2:M:220:VAL:HG21	2.52	0.44
3:BC:44:LEU:HD11	3:BC:73:ALA:HB3	1.98	0.44
3:BD:26:VAL:O	3:BD:26:VAL:HG13	2.17	0.44
3:BD:132:TYR:O	3:JB:2:LYS:HE2	2.17	0.44
3:BH:11:ILE:HD12	3:IL:110:THR:CB	2.47	0.44
3:BL:62:TYR:CZ	3:BL:98:GLN:OE1	2.70	0.44
3:CB:95:SER:OG	3:HC:89:TYR:HB2	2.17	0.44
3:CB:111:GLU:HA	3:HC:11:ILE:HD11	1.99	0.44
3:CE:21:LEU:HB3	3:CE:35:LEU:HB3	1.99	0.44
3:CI:120:LEU:HD23	3:CI:121:LEU:HD23	1.99	0.44
3:CJ:74:CYS:O	3:CJ:74:CYS:SG	2.76	0.44
3:CJ:130:PRO:HA	3:HJ:52:VAL:HG12	1.98	0.44
3:CM:131:ALA:HB1	3:NA:3:LEU:HD21	1.99	0.44
3:DA:99:TYR:O	3:DA:99:TYR:CD1	2.70	0.44
3:DB:35:LEU:HD12	3:DB:35:LEU:N	2.32	0.44
3:DC:44:LEU:CD2	3:DE:98:GLN:O	2.65	0.44
3:DD:11:ILE:CG2	3:DD:17:GLN:HB2	2.48	0.44
3:DD:46:LYS:HG2	3:DD:70:ASN:OD1	2.17	0.44
3:DF:2:LYS:O	3:DF:4:GLU:OE1	2.35	0.44
3:DK:84:VAL:HG23	3:DK:84:VAL:O	2.17	0.44
3:DK:127:GLN:HB2	3:DK:129:ASN:OD1	2.17	0.44
3:DN:132:TYR:OH	3:MK:26:VAL:O	2.33	0.44
3:EA:106:ALA:HB3	3:LM:13:LYS:HD3	1.99	0.44
3:EB:87:GLN:HB2	3:EB:89:TYR:CE1	2.53	0.44
3:EC:3:LEU:HD23	3:LK:132:TYR:N	2.32	0.44
3:EC:116:LEU:O	3:LK:109:ARG:HD3	2.17	0.44
3:ED:81:ASP:OD1	3:EF:99:TYR:CG	2.71	0.44
3:EI:60:LYS:HZ3	3:EI:98:GLN:HB2	1.81	0.44
3:EK:122:ILE:O	3:EK:126:ASP:HB2	2.16	0.44
3:EN:98:GLN:HE21	3:FA:43:ALA:HA	1.81	0.44
3:FA:4:GLU:CD	3:FA:5:THR:N	2.71	0.44
3:FE:128:LEU:HD11	3:KI:105:ARG:NE	2.33	0.44
3:FF:74:CYS:HA	3:LG:80:CYS:HB3	1.98	0.44
3:FH:37:GLN:NE2	3:FH:46:LYS:HE3	2.33	0.44
3:FI:63:LYS:HZ1	3:FI:93:THR:CA	2.29	0.44
3:FI:106:ALA:HB2	3:KE:126:ASP:OD1	2.17	0.44
3:FM:11:ILE:CG2	3:FM:17:GLN:HB2	2.48	0.44

Continued on next page...

Continued from previous page...

Atom-1	Atom-2	Interatomic distance (Å)	Clash overlap (Å)
3:FM:122:ILE:HG13	3:FM:123:ASP:N	2.32	0.44
3:FN:63:LYS:HE2	3:FN:63:LYS:HA	2.00	0.44
3:FN:120:LEU:O	3:FN:123:ASP:OD1	2.35	0.44
3:GD:55:PRO:HB3	3:GD:60:LYS:O	2.17	0.44
3:GD:110:THR:OG1	3:KF:11:ILE:CG2	2.63	0.44
3:GE:99:TYR:HB2	3:HE:86:ARG:NH1	2.33	0.44
3:GE:106:ALA:N	3:HE:126:ASP:OD1	2.51	0.44
3:GE:112:LEU:HD11	3:HE:92:VAL:HG21	2.00	0.44
3:GH:100:SER:HA	3:GH:104:GLU:OE2	2.17	0.44
3:GJ:111:GLU:HA	3:GN:8:LEU:HD21	2.00	0.44
3:GK:62:TYR:CD2	3:JA:128:LEU:HD11	2.52	0.44
3:GK:100:SER:C	3:JA:86:ARG:NH2	2.71	0.44
3:HD:32:VAL:HG12	3:HD:51:SER:HB2	1.99	0.44
3:HI:79:SER:O	3:HI:80:CYS:CB	2.65	0.44
3:HI:86:ARG:HH22	3:II:101:THR:HG23	1.82	0.44
3:HM:101:THR:CG2	3:HM:103:GLU:HB2	2.47	0.44
3:IB:105:ARG:CD	3:IK:128:LEU:HD11	2.48	0.44
3:IF:130:PRO:HB2	3:IF:132:TYR:CE2	2.52	0.44
3:II:3:LEU:HD21	3:IK:2:LYS:HD2	2.00	0.44
3:IJ:11:ILE:CG2	3:IJ:17:GLN:HB2	2.46	0.44
3:IJ:111:GLU:N	3:NE:11:ILE:HD11	2.33	0.44
3:JA:6:VAL:CG1	3:JA:8:LEU:HD21	2.47	0.44
3:JD:8:LEU:HD11	3:JH:114:ALA:HB1	1.99	0.44
3:JD:115:LEU:CD2	3:JH:8:LEU:HD11	2.46	0.44
3:JG:19:LEU:HD21	3:LD:107:PHE:CZ	2.52	0.44
3:JG:110:THR:CB	3:LD:11:ILE:HD12	2.47	0.44
3:JG:127:GLN:N	3:JG:127:GLN:OE1	2.50	0.44
3:JJ:32:VAL:HA	3:JJ:51:SER:OG	2.18	0.44
3:JK:125:ILE:HD13	3:KN:64:VAL:HG11	1.99	0.44
3:KC:91:ASP:O	3:LC:92:VAL:HA	2.17	0.44
3:KC:105:ARG:CD	3:LC:128:LEU:HD11	2.46	0.44
3:KE:19:LEU:HD12	3:KE:37:GLN:HE22	1.82	0.44
3:KG:22:ASN:HB3	3:KG:23:PRO:HD2	1.99	0.44
3:KH:30:ASN:OD1	3:KH:32:VAL:HG23	2.16	0.44
3:LD:6:VAL:HG12	3:LD:8:LEU:CD2	2.47	0.44
3:LG:76:ALA:HA	3:MH:79:SER:HA	2.00	0.44
3:LJ:55:PRO:HD3	3:LJ:62:TYR:CD1	2.52	0.44
3:MD:55:PRO:HD3	3:MD:62:TYR:CE2	2.51	0.44
3:ME:26:VAL:HG21	3:NH:132:TYR:HE2	1.82	0.44
3:ME:106:ALA:HB3	3:NH:13:LYS:CD	2.47	0.44
3:MI:3:LEU:HD23	3:MI:23:PRO:HB3	1.99	0.44

Continued on next page...

Continued from previous page...

Atom-1	Atom-2	Interatomic distance (Å)	Clash overlap (Å)
3:NA:101:THR:HG23	3:NA:104:GLU:OE1	2.17	0.44
3:NA:120:LEU:N	3:NA:120:LEU:HD22	2.32	0.44
3:NB:62:TYR:HD1	3:NF:128:LEU:HD23	1.82	0.44
3:NB:98:GLN:HE22	3:NC:42:PRO:HB2	1.82	0.44
3:NH:11:ILE:CG2	3:NH:17:GLN:HB2	2.47	0.44
1:A:230:U:C5	1:A:231:A:N7	2.85	0.44
1:A:316:U:H4'	1:A:360:C:H2'	2.00	0.44
1:A:711:C:C2	1:A:712:A:C8	3.06	0.44
1:A:1022:U:O4	3:NG:59:ARG:NH2	2.50	0.44
1:A:1226:A:N7	1:A:1227:U:N3	2.65	0.44
1:A:1363:U:H2'	1:A:1364:U:C6	2.53	0.44
1:A:1494:G:C2	1:A:1495:U:C2	3.06	0.44
1:A:1508:G:O5'	1:A:1509:C:OP1	2.36	0.44
1:A:1994:U:C2	1:A:1995:U:C5	3.04	0.44
1:A:2024:U:C2	1:A:2025:U:C6	3.06	0.44
1:A:2207:C:C2	1:A:2208:G:C8	3.06	0.44
1:A:2502:G:C6	1:A:2517:A:N1	2.85	0.44
1:A:2923:G:C6	1:A:2924:A:C6	3.05	0.44
1:A:2931:A:H2'	1:A:2932:C:O4'	2.17	0.44
1:A:3040:U:H4'	1:A:3043:U:C4	2.53	0.44
1:A:3300:U:O2	1:A:3320:G:C6	2.68	0.44
1:A:3513:U:O2	1:A:3515:U:O4	2.36	0.44
1:A:3684:U:C2	1:A:3756:G:N1	2.85	0.44
1:A:3705:A:N6	1:A:3733:A:N7	2.65	0.44
1:A:3955:C:H2'	1:A:3956:U:O4'	2.18	0.44
1:A:4133:G:C6	1:A:4134:C:C4	3.05	0.44
1:A:4156:A:H5''	1:A:4157:U:OP1	2.18	0.44
3:BA:24:ARG:HA	3:ND:129:ASN:HD22	1.82	0.44
3:BB:79:SER:HA	3:MK:75:THR:O	2.18	0.44
3:BD:11:ILE:HD12	3:JB:110:THR:HB	1.98	0.44
3:BG:97:THR:HG22	3:BG:100:SER:OG	2.17	0.44
3:BN:104:GLU:OE2	3:BN:104:GLU:HA	2.17	0.44
3:CA:56:SER:OG	3:CA:59:ARG:HG3	2.18	0.44
3:CA:123:ASP:OD1	3:CA:129:ASN:HB2	2.16	0.44
3:CB:86:ARG:NH1	3:HC:100:SER:HA	2.32	0.44
3:CH:112:LEU:O	3:CH:112:LEU:HD23	2.17	0.44
3:CI:4:GLU:OE1	3:CI:5:THR:N	2.50	0.44
3:CI:52:VAL:HB	3:DI:130:PRO:HG3	1.99	0.44
3:CI:60:LYS:HE2	3:CI:60:LYS:HA	2.00	0.44
3:CJ:55:PRO:HG3	3:CJ:62:TYR:CZ	2.53	0.44
3:CK:132:TYR:CE1	3:NC:26:VAL:HG11	2.52	0.44

Continued on next page...

Continued from previous page...

Atom-1	Atom-2	Interatomic distance (Å)	Clash overlap (Å)
3:CL:67:LYS:O	3:CL:68:ILE:HD13	2.18	0.44
3:CL:132:TYR:HE1	3:HJ:2:LYS:HZ1	1.65	0.44
3:CM:109:ARG:CZ	3:NA:122:ILE:HG12	2.47	0.44
3:DB:92:VAL:HA	3:DK:91:ASP:O	2.18	0.44
3:DC:68:ILE:HD11	3:EN:111:GLU:CD	2.37	0.44
3:DC:112:LEU:HD11	3:EN:92:VAL:HG21	1.98	0.44
3:DD:120:LEU:HD23	3:DD:120:LEU:C	2.37	0.44
3:DG:13:LYS:HZ3	3:EJ:103:GLU:CA	2.21	0.44
3:DG:52:VAL:CG1	3:EJ:130:PRO:HG3	2.47	0.44
3:DJ:115:LEU:HB3	3:DJ:121:LEU:CD1	2.48	0.44
3:DL:67:LYS:HG3	3:DL:91:ASP:OD1	2.17	0.44
3:ED:66:VAL:HG21	3:EH:121:LEU:HD22	1.98	0.44
3:ED:119:PRO:HA	3:ED:122:ILE:CG1	2.46	0.44
3:EH:79:SER:O	3:GC:74:CYS:HB3	2.18	0.44
3:EI:122:ILE:HA	3:GA:109:ARG:HH12	1.82	0.44
3:EK:125:ILE:H	3:FM:109:ARG:HH22	1.64	0.44
3:EN:99:TYR:HD2	3:FA:81:ASP:OD1	2.01	0.44
3:FB:63:LYS:CE	3:FB:93:THR:HG23	2.48	0.44
3:FC:41:VAL:HG11	3:FC:44:LEU:HD13	1.99	0.44
3:FE:8:LEU:HD22	3:KI:115:LEU:HD21	1.98	0.44
3:FE:103:GLU:HA	3:KI:13:LYS:HZ3	1.80	0.44
3:FH:61:ASN:HA	3:FH:96:PHE:O	2.17	0.44
3:FJ:107:PHE:CZ	3:HF:19:LEU:HD21	2.53	0.44
3:FL:13:LYS:HZ2	3:HD:102:ASP:C	2.20	0.44
3:FL:69:GLN:OE1	3:FL:71:PRO:HD3	2.17	0.44
3:FL:116:LEU:HD11	3:HD:109:ARG:HG3	2.00	0.44
3:GA:123:ASP:N	3:GA:123:ASP:OD1	2.49	0.44
3:GC:23:PRO:HA	3:GC:35:LEU:HD23	1.99	0.44
3:GD:55:PRO:HD3	3:GD:62:TYR:CE2	2.53	0.44
3:GG:13:LYS:HZ3	3:JE:103:GLU:HA	1.82	0.44
3:GH:107:PHE:C	3:GH:111:GLU:OE1	2.56	0.44
3:GK:115:LEU:O	3:GK:115:LEU:HD12	2.17	0.44
3:HE:114:ALA:O	3:HE:118:SER:OG	2.19	0.44
3:HG:123:ASP:HA	3:HG:127:GLN:OE1	2.18	0.44
3:HN:49:THR:OG1	3:HN:67:LYS:HB2	2.17	0.44
3:ID:6:VAL:HG12	3:ID:8:LEU:HD22	2.00	0.44
3:IG:121:LEU:O	3:IG:125:ILE:HG12	2.17	0.44
3:IH:88:ALA:HB2	3:NG:104:GLU:OE1	2.17	0.44
3:IL:65:GLN:OE1	3:IL:93:THR:HG23	2.18	0.44
3:IM:84:VAL:HG13	3:IM:87:GLN:OE1	2.17	0.44
3:JF:84:VAL:O	3:JF:84:VAL:HG13	2.18	0.44

Continued on next page...

Continued from previous page...

Atom-1	Atom-2	Interatomic distance (Å)	Clash overlap (Å)
3:JF:102:ASP:OD1	3:JF:102:ASP:C	2.56	0.44
3:JK:23:PRO:HA	3:JK:35:LEU:HD23	1.99	0.44
3:KE:60:LYS:CB	3:KE:61:ASN:CB	2.94	0.44
3:KE:106:ALA:HA	3:KE:109:ARG:HG2	1.98	0.44
3:KM:129:ASN:ND2	3:MD:24:ARG:HE	2.16	0.44
3:LA:48:VAL:HG11	3:MD:115:LEU:HD21	1.99	0.44
3:LB:59:ARG:HG3	3:LB:61:ASN:OD1	2.18	0.44
3:LC:23:PRO:HA	3:LC:35:LEU:HD23	2.00	0.44
3:LC:55:PRO:HD3	3:LC:62:TYR:CE1	2.51	0.44
3:LD:121:LEU:O	3:LD:125:ILE:HG22	2.17	0.44
3:LF:120:LEU:HD12	3:LF:120:LEU:N	2.32	0.44
3:LL:114:ALA:CB	3:MB:8:LEU:CD2	2.95	0.44
3:LM:63:LYS:NZ	3:LM:94:PHE:O	2.50	0.44
3:MC:116:LEU:HD21	3:NJ:112:LEU:CD2	2.45	0.44
3:MG:56:SER:OG	3:MG:59:ARG:NE	2.51	0.44
3:ML:4:GLU:O	3:ML:6:VAL:HG23	2.17	0.44
3:NC:96:PHE:CE2	3:NC:105:ARG:CG	3.00	0.44
3:NF:41:VAL:HB	3:NF:44:LEU:HD13	1.98	0.44
3:NF:47:ARG:HG3	3:NF:47:ARG:HH11	1.82	0.44
3:NG:6:VAL:HG12	3:NG:8:LEU:HD23	2.00	0.44
3:NH:102:ASP:OD1	3:NI:40:ALA:HB1	2.17	0.44
1:A:64:C:H2'	1:A:65:C:C6	2.52	0.44
1:A:100:A:H5'	1:A:113:A:H2	1.83	0.44
1:A:396:C:H2'	1:A:397:A:C8	2.52	0.44
1:A:707:A:C6	1:A:726:G:C6	3.05	0.44
1:A:739:A:O2'	1:A:740:A:O5'	2.36	0.44
1:A:759:A:H2	1:A:760:C:H41	1.65	0.44
1:A:1024:G:H2'	1:A:1025:U:O4'	2.17	0.44
1:A:1122:G:H2'	1:A:1123:C:O4'	2.16	0.44
1:A:1226:A:H2'	1:A:1227:U:O4'	2.17	0.44
1:A:1459:C:H2'	1:A:1460:G:C8	2.53	0.44
1:A:1470:C:H2'	1:A:1471:C:O4'	2.17	0.44
1:A:1593:U:H3'	1:A:1594:C:C5'	2.47	0.44
1:A:1631:G:C6	1:A:1632:U:C4	3.05	0.44
1:A:1765:G:H2'	1:A:1766:U:O4'	2.17	0.44
1:A:2058:A:O2'	1:A:2059:C:O4'	2.35	0.44
1:A:2447:C:C5	1:A:2448:A:N7	2.85	0.44
1:A:2488:U:C2'	1:A:2489:U:O4'	2.63	0.44
1:A:2766:A:OP2	3:EN:59:ARG:O	2.35	0.44
1:A:2914:U:C4	1:A:2915:A:N7	2.86	0.44
1:A:3120:A:O4'	1:A:3120:A:OP2	2.36	0.44

Continued on next page...

Continued from previous page...

Atom-1	Atom-2	Interatomic distance (Å)	Clash overlap (Å)
1:A:3468:G:H22	3:KI:57:ARG:NE	2.15	0.44
1:A:3539:G:N3	1:A:3539:G:H2'	2.32	0.44
1:A:3545:C:O2'	1:A:3546:A:P	2.76	0.44
1:A:3658:A:H2'	1:A:3659:C:C6	2.53	0.44
1:A:3722:G:HO2'	1:A:3723:C:P	2.39	0.44
1:A:3744:G:N1	1:A:3745:A:C5	2.86	0.44
1:A:3796:C:N4	1:A:3806:C:H42	2.16	0.44
1:A:3798:A:C4	1:A:3800:A:OP2	2.70	0.44
1:A:3923:G:C2	1:A:3924:U:C2	3.05	0.44
1:A:3951:G:C6	1:A:3952:A:C5	3.06	0.44
1:A:4166:A:H2'	1:A:4167:C:O4'	2.18	0.44
2:M:30:GLU:OE1	2:M:32:SER:OG	2.27	0.44
3:B:8:LEU:HD13	3:D:114:ALA:HB3	2.00	0.44
3:BA:74:CYS:SG	3:BA:85:THR:HG21	2.58	0.44
3:BB:96:PHE:HB3	3:BB:100:SER:OG	2.18	0.44
3:BD:97:THR:O	3:BD:100:SER:N	2.49	0.44
3:BE:37:GLN:O	3:BE:45:GLU:OE1	2.36	0.44
3:BI:11:ILE:HD11	3:HM:111:GLU:N	2.32	0.44
3:BI:34:SER:C	3:BI:35:LEU:HD22	2.37	0.44
3:BJ:86:ARG:NH2	3:BN:100:SER:HA	2.33	0.44
3:BK:97:THR:N	3:BK:100:SER:OG	2.50	0.44
3:BM:116:LEU:HD23	3:BM:116:LEU:C	2.38	0.44
3:CA:132:TYR:CE2	3:CC:132:TYR:CE1	3.06	0.44
3:CC:109:ARG:CZ	3:DF:122:ILE:HD13	2.48	0.44
3:CK:24:ARG:NE	3:CK:24:ARG:HA	2.32	0.44
3:DB:3:LEU:HD23	3:DK:132:TYR:N	2.33	0.44
3:DB:32:VAL:HG23	3:DB:51:SER:HB3	1.98	0.44
3:DK:37:GLN:O	3:DK:45:GLU:OE1	2.36	0.44
3:EC:11:ILE:HG12	3:LK:111:GLU:OE1	2.17	0.44
3:EF:46:LYS:NZ	3:FA:107:PHE:CE2	2.85	0.44
3:EJ:6:VAL:HG12	3:EJ:8:LEU:CD2	2.48	0.44
3:EJ:81:ASP:OD1	3:EL:99:TYR:CD1	2.71	0.44
3:EJ:112:LEU:O	3:EJ:116:LEU:CD1	2.66	0.44
3:FB:107:PHE:O	3:FB:111:GLU:HG2	2.17	0.44
3:FC:62:TYR:CE2	3:GB:128:LEU:HB3	2.52	0.44
3:FD:19:LEU:HD12	3:FD:37:GLN:CD	2.38	0.44
3:FG:13:LYS:HD2	3:KG:103:GLU:HA	2.00	0.44
3:FG:22:ASN:OD1	3:FG:23:PRO:HD2	2.18	0.44
3:FG:54:GLN:HB3	3:FG:55:PRO:HD2	1.99	0.44
3:FI:55:PRO:HB3	3:FI:61:ASN:N	2.32	0.44
3:FJ:116:LEU:HD11	3:HF:109:ARG:HG2	1.98	0.44

Continued on next page...

Continued from previous page...

Atom-1	Atom-2	Interatomic distance (Å)	Clash overlap (Å)
3:FJ:128:LEU:HD11	3:HF:105:ARG:CD	2.48	0.44
3:FK:96:PHE:CE1	3:FK:105:ARG:CB	3.00	0.44
3:FL:13:LYS:NZ	3:HD:102:ASP:O	2.51	0.44
3:FN:125:ILE:HD12	3:HB:94:PHE:HD2	1.77	0.44
3:GF:120:LEU:HD12	3:GF:120:LEU:N	2.33	0.44
3:GH:115:LEU:HB3	3:GH:121:LEU:HD11	1.99	0.44
3:GI:111:GLU:OE1	3:JC:19:LEU:HD22	2.17	0.44
3:GJ:105:ARG:O	3:GJ:108:VAL:HG12	2.18	0.44
3:GL:127:GLN:HB2	3:GL:129:ASN:OD1	2.17	0.44
3:GN:32:VAL:HA	3:GN:51:SER:OG	2.17	0.44
3:GN:55:PRO:CD	3:GN:62:TYR:CE2	3.00	0.44
3:HA:56:SER:N	3:HA:60:LYS:HA	2.33	0.44
3:HB:84:VAL:O	3:HB:84:VAL:HG23	2.18	0.44
3:HC:100:SER:OG	3:HC:105:ARG:NH1	2.40	0.44
3:HE:132:TYR:HH	3:KD:132:TYR:HH	1.56	0.44
3:HF:6:VAL:HG12	3:HF:8:LEU:CD2	2.48	0.44
3:HH:122:ILE:HG23	3:HH:123:ASP:N	2.33	0.44
3:HN:128:LEU:CD2	3:ID:62:TYR:CD2	3.01	0.44
3:IB:52:VAL:CG2	3:IB:64:VAL:HG22	2.46	0.44
3:IB:107:PHE:CZ	3:IK:19:LEU:HD21	2.53	0.44
3:IC:81:ASP:CG	3:IE:99:TYR:CD2	2.90	0.44
3:IC:132:TYR:C	3:JN:2:LYS:HZ3	2.18	0.44
3:ID:62:TYR:HE2	3:IE:42:PRO:HG2	1.83	0.44
3:IF:62:TYR:HE2	3:IG:42:PRO:HG2	1.82	0.44
3:IH:115:LEU:HD23	3:NG:68:ILE:HD11	1.99	0.44
3:IJ:125:ILE:CG2	3:IJ:126:ASP:N	2.80	0.44
3:JC:60:LYS:HB3	3:JC:98:GLN:CD	2.37	0.44
3:JF:55:PRO:HB3	3:JF:60:LYS:HD2	2.00	0.44
3:JG:91:ASP:OD1	3:JG:91:ASP:O	2.35	0.44
3:JI:122:ILE:CG1	3:LB:109:ARG:HH12	2.31	0.44
3:JK:55:PRO:HD3	3:JK:62:TYR:CE1	2.52	0.44
3:JK:64:VAL:HG11	3:KN:125:ILE:HD13	1.99	0.44
3:JK:78:GLY:O	3:JK:80:CYS:N	2.49	0.44
3:JK:111:GLU:OE1	3:KN:8:LEU:HD23	2.18	0.44
3:JM:60:LYS:H	3:JM:61:ASN:CB	2.24	0.44
3:KC:105:ARG:NE	3:LC:128:LEU:HD11	2.33	0.44
3:KH:91:ASP:OD1	3:KH:91:ASP:O	2.36	0.44
3:KL:120:LEU:HD23	3:KL:120:LEU:C	2.38	0.44
3:KN:59:ARG:HA	3:KN:59:ARG:NE	2.32	0.44
3:LA:48:VAL:HG13	3:LA:68:ILE:HD13	1.99	0.44
3:ME:111:GLU:OE2	3:ME:115:LEU:CD2	2.65	0.44

Continued on next page...

Continued from previous page...

Atom-1	Atom-2	Interatomic distance (Å)	Clash overlap (Å)
3:MG:56:SER:OG	3:MG:59:ARG:CZ	2.66	0.44
3:MJ:27:ASN:ND2	3:MJ:30:ASN:OD1	2.51	0.44
3:MK:11:ILE:CG2	3:MK:17:GLN:HB2	2.47	0.44
3:MK:48:VAL:HG13	3:MK:68:ILE:HD11	1.96	0.44
3:NB:8:LEU:HD11	3:NF:115:LEU:HD22	2.00	0.44
3:NI:98:GLN:OE1	3:NI:99:TYR:CE1	2.70	0.44
1:A:96:C:H2'	1:A:97:G:C8	2.52	0.44
1:A:97:G:O2'	3:MJ:57:ARG:CD	2.65	0.44
1:A:128:U:H2'	1:A:129:C:C6	2.52	0.44
1:A:132:G:H2'	1:A:133:U:O2	2.17	0.44
1:A:1058:C:H2'	1:A:1059:U:C6	2.53	0.44
1:A:1231:C:HO2'	1:A:1232:C:P	2.38	0.44
1:A:1435:A:C2	1:A:1436:C:H1'	2.52	0.44
1:A:1572:G:H2'	1:A:1573:C:O4'	2.18	0.44
1:A:1625:C:H2'	1:A:1626:U:O4'	2.17	0.44
1:A:1947:G:H2'	1:A:1948:U:O4'	2.18	0.44
1:A:2155:A:C6	1:A:2168:A:N6	2.85	0.44
1:A:2283:G:O5'	3:GN:58:ASN:O	2.36	0.44
1:A:2576:C:H2'	1:A:2577:A:N9	2.32	0.44
1:A:2633:G:H4'	3:GC:67:LYS:CE	2.48	0.44
1:A:2919:C:C2	1:A:2920:U:C6	3.06	0.44
1:A:3106:A:C5	1:A:3107:U:C5	3.06	0.44
1:A:3238:U:O2'	1:A:3239:U:O5'	2.33	0.44
1:A:3580:U:O3'	1:A:3582:U:C6	2.71	0.44
1:A:3705:A:C6	1:A:3734:U:O4	2.69	0.44
1:A:3857:G:H2'	1:A:3858:C:O4'	2.17	0.44
1:A:4052:C:H2'	1:A:4053:A:C8	2.52	0.44
1:A:4064:U:O2	1:A:4090:G:C6	2.71	0.44
1:A:4150:U:H2'	1:A:4151:U:C6	2.53	0.44
2:M:250:ASP:OD2	2:M:250:ASP:C	2.55	0.44
3:BH:109:ARG:HD3	3:IL:125:ILE:HG21	1.99	0.44
3:BI:11:ILE:CD1	3:HM:110:THR:OG1	2.62	0.44
3:BJ:92:VAL:HG11	3:BJ:94:PHE:CZ	2.53	0.44
3:BL:11:ILE:CD1	3:CG:111:GLU:N	2.80	0.44
3:BM:109:ARG:HD3	3:DJ:125:ILE:HD12	1.99	0.44
3:CB:52:VAL:O	3:CB:52:VAL:CG2	2.65	0.44
3:CD:42:PRO:HD2	3:CD:43:ALA:H	1.80	0.44
3:CE:123:ASP:OD1	3:CE:129:ASN:ND2	2.51	0.44
3:CI:96:PHE:CD2	3:CI:105:ARG:HG2	2.52	0.44
3:CL:125:ILE:HG23	3:CL:126:ASP:N	2.32	0.44
3:CM:56:SER:O	3:CM:60:LYS:HD2	2.17	0.44

Continued on next page...

Continued from previous page...

Atom-1	Atom-2	Interatomic distance (Å)	Clash overlap (Å)
3:DA:54:GLN:HB3	3:DA:55:PRO:HD2	1.99	0.44
3:DB:92:VAL:HG22	3:DK:92:VAL:HG22	2.00	0.44
3:DG:11:ILE:HG23	3:DG:17:GLN:HB2	1.99	0.44
3:DH:52:VAL:O	3:DH:52:VAL:CG2	2.62	0.44
3:EA:41:VAL:N	3:EA:42:PRO:CD	2.81	0.44
3:EA:58:ASN:OD1	3:EA:59:ARG:N	2.50	0.44
3:EA:62:TYR:CD2	3:LM:128:LEU:HD23	2.53	0.44
3:EE:8:LEU:HD12	3:LI:114:ALA:HB3	1.97	0.44
3:EE:119:PRO:HA	3:EE:122:ILE:HD12	1.99	0.44
3:EJ:26:VAL:HG12	3:EJ:33:ALA:HA	2.00	0.44
3:EL:101:THR:CG2	3:EL:104:GLU:OE1	2.66	0.44
3:EN:115:LEU:HD23	3:EN:121:LEU:HD11	1.99	0.44
3:EN:115:LEU:HD23	3:EN:121:LEU:HD12	2.00	0.44
3:FB:96:PHE:CZ	3:LJ:88:ALA:HB1	2.52	0.44
3:FE:103:GLU:HA	3:KI:13:LYS:HE2	2.00	0.44
3:FF:11:ILE:HG23	3:LF:107:PHE:CE1	2.53	0.44
3:FF:79:SER:O	3:FF:80:CYS:HB3	2.16	0.44
3:FM:44:LEU:HD22	3:GA:98:GLN:O	2.17	0.44
3:FM:125:ILE:CG2	3:FM:126:ASP:N	2.80	0.44
3:GH:26:VAL:HG11	3:KB:132:TYR:OH	2.18	0.44
3:GJ:2:LYS:O	3:GN:120:LEU:HD11	2.18	0.44
3:GJ:102:ASP:OD1	3:GJ:103:GLU:OE1	2.35	0.44
3:GK:94:PHE:HB3	3:GK:96:PHE:CE1	2.53	0.44
3:GK:96:PHE:HB3	3:GK:100:SER:OG	2.17	0.44
3:GL:37:GLN:O	3:GL:45:GLU:CG	2.65	0.44
3:GL:125:ILE:CG2	3:GL:126:ASP:N	2.80	0.44
3:HH:108:VAL:HA	3:HH:111:GLU:CG	2.48	0.44
3:HM:11:ILE:HG23	3:HM:17:GLN:HB2	1.98	0.44
3:IH:46:LYS:HD3	3:IH:70:ASN:OD1	2.17	0.44
3:IN:24:ARG:NH1	3:JM:129:ASN:OD1	2.51	0.44
3:JA:122:ILE:HG13	3:JA:123:ASP:N	2.32	0.44
3:JC:44:LEU:HD21	3:JC:73:ALA:HB2	2.00	0.44
3:JJ:91:ASP:O	3:JJ:91:ASP:OD1	2.36	0.44
3:JK:54:GLN:HB3	3:JK:55:PRO:HD2	1.98	0.44
3:KH:101:THR:O	3:KH:104:GLU:HG2	2.18	0.44
3:KJ:98:GLN:OE1	3:KJ:99:TYR:CE1	2.71	0.44
3:KK:64:VAL:HG11	3:MH:125:ILE:HG13	1.98	0.44
3:KK:110:THR:CB	3:MH:11:ILE:HD12	2.47	0.44
3:KN:11:ILE:CG2	3:KN:17:GLN:HB2	2.47	0.44
3:KN:32:VAL:HG22	3:KN:51:SER:OG	2.18	0.44
3:KN:97:THR:N	3:KN:100:SER:OG	2.51	0.44

Continued on next page...

Continued from previous page...

Atom-1	Atom-2	Interatomic distance (Å)	Clash overlap (Å)
3:LA:19:LEU:HD23	3:MD:111:GLU:OE1	2.18	0.44
3:LB:24:ARG:CZ	3:LB:36:SER:OG	2.65	0.44
3:LD:11:ILE:CG2	3:LD:17:GLN:HB2	2.48	0.44
3:LG:11:ILE:O	3:LG:17:GLN:OE1	2.34	0.44
3:LG:86:ARG:NH2	3:MG:99:TYR:O	2.50	0.44
3:LN:20:VAL:O	3:LN:37:GLN:HG2	2.18	0.44
3:ME:55:PRO:HD3	3:ME:62:TYR:CE2	2.53	0.44
3:MF:128:LEU:HD12	3:MF:128:LEU:N	2.32	0.44
3:MG:108:VAL:O	3:MG:112:LEU:HD23	2.18	0.44
3:MM:30:ASN:CG	3:MM:32:VAL:HG23	2.38	0.44
3:MN:74:CYS:SG	3:MN:85:THR:OG1	2.65	0.44
3:NB:98:GLN:HE21	3:NC:43:ALA:HA	1.82	0.44
3:NC:119:PRO:HA	3:NC:122:ILE:HD12	1.99	0.44
3:ND:97:THR:N	3:ND:100:SER:HG	2.15	0.44
3:NG:48:VAL:HG23	3:NG:48:VAL:O	2.18	0.44
1:A:38:C:H5''	1:A:39:U:OP1	2.17	0.44
1:A:77:G:OP1	3:BC:59:ARG:NH1	2.51	0.44
1:A:438:U:N3	3:MM:57:ARG:NH1	2.65	0.44
1:A:512:U:H2'	1:A:513:C:C1'	2.48	0.44
1:A:945:G:H2'	1:A:946:U:C6	2.53	0.44
1:A:1240:A:O2'	1:A:1243:C:O5'	2.31	0.44
1:A:1321:U:N3	1:A:1322:G:N7	2.65	0.44
1:A:1385:A:N1	1:A:1555:A:N3	2.65	0.44
1:A:1407:C:N3	3:EJ:57:ARG:NH1	2.65	0.44
1:A:1605:C:HO2'	1:A:1606:A:P	2.41	0.44
1:A:1662:G:C6	1:A:1663:C:C4	3.06	0.44
1:A:1954:U:HO2'	1:A:1955:C:H5	1.64	0.44
1:A:2128:C:H2'	1:A:2129:U:O4'	2.18	0.44
1:A:2300:U:N3	1:A:2301:A:C5	2.86	0.44
1:A:2427:G:H5''	1:A:2866:A:H5'	2.00	0.44
1:A:2581:C:H2'	1:A:2582:G:H8	1.83	0.44
1:A:2937:U:H2'	1:A:2938:U:C6	2.53	0.44
1:A:3306:A:C2	1:A:3312:U:C2	3.06	0.44
1:A:3467:G:H2'	1:A:3468:G:H8	1.83	0.44
1:A:3541:G:OP1	3:GD:57:ARG:HB2	2.17	0.44
1:A:3585:A:H3'	1:A:3586:U:H5	1.81	0.44
1:A:3608:U:C2	1:A:3646:G:N2	2.86	0.44
1:A:4035:A:H3'	1:A:4036:U:H5''	1.99	0.44
1:A:4143:C:H2'	1:A:4144:G:C8	2.52	0.44
3:D:62:TYR:CE2	3:D:98:GLN:HA	2.53	0.44
3:BC:132:TYR:OXT	3:ND:2:LYS:HA	2.18	0.44

Continued on next page...

Continued from previous page...

Atom-1	Atom-2	Interatomic distance (Å)	Clash overlap (Å)
3:BD:100:SER:HB3	3:BD:105:ARG:HH11	1.83	0.44
3:BE:41:VAL:O	3:BE:45:GLU:HG2	2.18	0.44
3:BE:118:SER:O	3:BE:122:ILE:HG12	2.16	0.44
3:BL:44:LEU:HD11	3:BL:73:ALA:HB2	2.00	0.44
3:BL:131:ALA:HA	3:CG:1:ALA:HB3	2.00	0.44
3:BM:122:ILE:HA	3:DJ:109:ARG:HH11	1.81	0.44
3:BN:65:GLN:HG2	3:BN:93:THR:HG22	2.00	0.44
3:CA:19:LEU:CD2	3:DH:111:GLU:OE2	2.66	0.44
3:CD:3:LEU:HD11	3:CD:35:LEU:HD11	1.99	0.44
3:CD:29:THR:OG1	3:CD:30:ASN:N	2.50	0.44
3:CD:48:VAL:HG23	3:CD:68:ILE:CG1	2.47	0.44
3:CF:105:ARG:CD	3:GM:128:LEU:HD11	2.48	0.44
3:CF:110:THR:HG23	3:GM:11:ILE:HD12	2.00	0.44
3:CI:94:PHE:HB3	3:CI:96:PHE:CE1	2.53	0.44
3:CJ:8:LEU:HA	3:CJ:8:LEU:HD12	1.67	0.44
3:CK:97:THR:N	3:CK:100:SER:OG	2.51	0.44
3:CN:112:LEU:CD2	3:DD:116:LEU:HD11	2.47	0.44
3:DA:32:VAL:HG22	3:DA:51:SER:OG	2.17	0.44
3:DB:60:LYS:O	3:DB:61:ASN:C	2.55	0.44
3:DB:105:ARG:CD	3:DK:128:LEU:HD11	2.48	0.44
3:DC:24:ARG:HB3	3:DC:34:SER:OG	2.17	0.44
3:DC:95:SER:OG	3:EN:89:TYR:HB2	2.17	0.44
3:DE:1:ALA:H1	3:EL:129:ASN:ND2	2.15	0.44
3:DK:96:PHE:CE2	3:DK:105:ARG:HD2	2.53	0.44
3:DL:97:THR:HG21	3:MN:86:ARG:HG2	2.00	0.44
3:DM:21:LEU:HD12	3:DM:21:LEU:N	2.33	0.44
3:DM:72:THR:HG21	3:DM:86:ARG:HD3	1.99	0.44
3:DN:120:LEU:N	3:DN:120:LEU:HD22	2.33	0.44
3:EB:103:GLU:OE2	3:MJ:13:LYS:HE2	2.18	0.44
3:EC:52:VAL:CG2	3:LK:130:PRO:HA	2.48	0.44
3:ED:128:LEU:CD2	3:EH:62:TYR:CD2	3.01	0.44
3:EF:8:LEU:HD21	3:FA:111:GLU:HA	1.98	0.44
3:EF:122:ILE:HD12	3:EF:122:ILE:H	1.82	0.44
3:EG:56:SER:N	3:EG:59:ARG:O	2.29	0.44
3:EN:120:LEU:HD23	3:EN:121:LEU:N	2.32	0.44
3:FC:21:LEU:HD23	3:FC:37:GLN:N	2.33	0.44
3:FC:68:ILE:CD1	3:GB:112:LEU:HD13	2.47	0.44
3:FD:39:GLY:O	3:GB:127:GLN:NE2	2.51	0.44
3:FH:58:ASN:OD1	3:FH:59:ARG:HG2	2.18	0.44
3:FH:86:ARG:CZ	3:FK:104:GLU:OE2	2.66	0.44
3:FH:128:LEU:CD2	3:FK:105:ARG:NH1	2.81	0.44

Continued on next page...

Continued from previous page...

Atom-1	Atom-2	Interatomic distance (Å)	Clash overlap (Å)
3:FI:76:ALA:O	3:FI:78:GLY:N	2.46	0.44
3:FI:79:SER:HA	3:FK:75:THR:O	2.18	0.44
3:FJ:8:LEU:HD12	3:HF:114:ALA:HB3	1.98	0.44
3:FJ:118:SER:OG	3:FJ:119:PRO:HD2	2.17	0.44
3:FM:60:LYS:H	3:FM:61:ASN:CB	2.27	0.44
3:FN:2:LYS:HD2	3:HB:132:TYR:O	2.17	0.44
3:GB:3:LEU:HD21	3:GB:33:ALA:HB1	2.00	0.44
3:GD:95:SER:OG	3:KF:89:TYR:HB2	2.17	0.44
3:GD:110:THR:O	3:KF:11:ILE:HD12	2.17	0.44
3:GE:117:ALA:O	3:GE:122:ILE:HD11	2.17	0.44
3:GF:105:ARG:O	3:GF:108:VAL:HG12	2.18	0.44
3:GG:60:LYS:HB3	3:GG:61:ASN:CG	2.37	0.44
3:GH:48:VAL:HG13	3:GH:68:ILE:CD1	2.48	0.44
3:GH:101:THR:HG22	3:KB:86:ARG:NH2	2.33	0.44
3:GH:120:LEU:O	3:GH:123:ASP:OD1	2.36	0.44
3:GK:122:ILE:HD13	3:JA:109:ARG:HE	1.83	0.44
3:HG:29:THR:OG1	3:HG:30:ASN:N	2.51	0.44
3:HJ:55:PRO:HG3	3:HJ:62:TYR:CZ	2.53	0.44
3:HN:11:ILE:O	3:HN:17:GLN:OE1	2.35	0.44
3:HN:132:TYR:CZ	3:ID:26:VAL:HG21	2.52	0.44
3:IC:13:LYS:NZ	3:JN:102:ASP:OD1	2.51	0.44
3:IE:128:LEU:HD11	3:JL:105:ARG:HD3	2.00	0.44
3:IE:132:TYR:OXT	3:JL:2:LYS:HD3	2.18	0.44
3:IK:11:ILE:CG2	3:IK:17:GLN:HB2	2.48	0.44
3:IK:70:ASN:N	3:IK:87:GLN:OE1	2.51	0.44
3:IK:76:ALA:O	3:IK:79:SER:OG	2.29	0.44
3:IL:107:PHE:CD1	3:IL:111:GLU:OE2	2.71	0.44
3:JA:108:VAL:O	3:JA:111:GLU:HG3	2.18	0.44
3:JB:3:LEU:HD12	3:JB:35:LEU:HD21	2.00	0.44
3:JB:48:VAL:HG22	3:JB:68:ILE:CD1	2.46	0.44
3:JD:64:VAL:HG11	3:JH:125:ILE:CD1	2.47	0.44
3:JE:55:PRO:HD3	3:JE:62:TYR:CZ	2.52	0.44
3:JH:48:VAL:HG22	3:JH:68:ILE:CD1	2.47	0.44
3:JI:92:VAL:HG13	3:LB:92:VAL:HG22	2.00	0.44
3:JJ:52:VAL:O	3:JJ:52:VAL:CG2	2.64	0.44
3:KA:54:GLN:HB3	3:KA:55:PRO:CD	2.47	0.44
3:KB:54:GLN:HB3	3:KB:55:PRO:CD	2.48	0.44
3:KF:96:PHE:CE1	3:KF:105:ARG:HG2	2.52	0.44
3:KI:24:ARG:NH2	3:KL:128:LEU:O	2.51	0.44
3:LB:26:VAL:HG23	3:LB:32:VAL:C	2.38	0.44
3:LJ:68:ILE:HB	3:LJ:90:ALA:HB3	2.00	0.44

Continued on next page...

Continued from previous page...

Atom-1	Atom-2	Interatomic distance (Å)	Clash overlap (Å)
3:LL:24:ARG:C	3:MI:129:ASN:OD1	2.54	0.44
3:LN:52:VAL:HG23	3:LN:64:VAL:CG2	2.45	0.44
3:LN:68:ILE:HD11	3:MI:111:GLU:OE1	2.17	0.44
3:MA:60:LYS:N	3:MA:61:ASN:HB3	2.27	0.44
3:MD:81:ASP:OD2	3:MF:99:TYR:CZ	2.71	0.44
3:MG:20:VAL:CG2	3:MG:38:ALA:HB2	2.48	0.44
3:MH:48:VAL:HG22	3:MH:68:ILE:HD12	2.00	0.44
3:MK:18:THR:C	3:MK:19:LEU:HD22	2.38	0.44
1:A:138:A:H2'	1:A:139:G:C8	2.53	0.44
1:A:202:G:C2	1:A:252:C:N4	2.86	0.44
1:A:272:U:P	1:A:293:U:OP1	2.75	0.44
1:A:488:U:C4	1:A:510:G:C6	3.05	0.44
1:A:532:A:OP1	3:DI:59:ARG:CZ	2.65	0.44
1:A:1341:A:H1'	1:A:1755:A:H61	1.83	0.44
1:A:1579:G:O2'	1:A:1581:U:OP1	2.35	0.44
1:A:1898:A:C6	1:A:2019:C:O4'	2.71	0.44
1:A:1909:U:O2	1:A:2006:U:O4	2.36	0.44
1:A:2062:A:H2'	1:A:2063:U:C6	2.53	0.44
1:A:2063:U:C2'	1:A:2064:C:H5'	2.48	0.44
1:A:2336:A:C5	1:A:2337:C:H1'	2.52	0.44
1:A:2348:A:C4	1:A:2349:U:C6	3.06	0.44
1:A:2389:C:O5'	3:FH:59:ARG:NH2	2.48	0.44
1:A:2756:A:C6	1:A:2757:G:O6	2.71	0.44
1:A:2930:U:H3'	1:A:2931:A:C8	2.53	0.44
1:A:2960:U:O2	1:A:2960:U:O4'	2.36	0.44
1:A:2962:G:N2	1:A:2963:C:H1'	2.32	0.44
1:A:3349:C:P	3:MD:59:ARG:NH2	2.91	0.44
1:A:3466:G:C6	1:A:3467:G:C6	3.06	0.44
1:A:3599:A:H61	1:A:3653:A:H61	1.64	0.44
1:A:3810:U:OP2	3:KH:56:SER:HB3	2.18	0.44
1:A:3822:G:H3'	1:A:3823:U:H6	1.83	0.44
1:A:3862:C:HO2'	1:A:3863:U:C5'	2.28	0.44
1:A:4093:C:H2'	1:A:4094:G:C8	2.53	0.44
1:A:4202:G:OP1	2:M:381:TYR:OH	2.32	0.44
2:M:83:VAL:HG23	2:M:383:ARG:HH21	1.82	0.44
2:M:207:ARG:NE	2:M:312:TRP:CD1	2.85	0.44
3:BF:13:LYS:NZ	3:IN:103:GLU:N	2.66	0.44
3:BF:129:ASN:OD1	3:IL:24:ARG:C	2.56	0.44
3:BG:125:ILE:HG23	3:BG:126:ASP:OD1	2.18	0.44
3:BG:132:TYR:OH	3:IA:26:VAL:HG11	2.18	0.44
3:BH:116:LEU:HD11	3:IL:112:LEU:HD22	2.00	0.44

Continued on next page...

Continued from previous page...

Atom-1	Atom-2	Interatomic distance (Å)	Clash overlap (Å)
3:BI:13:LYS:N	3:BI:13:LYS:CD	2.81	0.44
3:BI:132:TYR:OH	3:HL:28:PRO:HD3	2.17	0.44
3:BL:73:ALA:HB1	3:BL:83:SER:O	2.17	0.44
3:BL:84:VAL:O	3:BL:84:VAL:HG13	2.18	0.44
3:BL:132:TYR:CZ	3:CF:28:PRO:HB3	2.53	0.44
3:BM:118:SER:O	3:BM:122:ILE:HG12	2.18	0.44
3:BN:26:VAL:HG23	3:BN:32:VAL:C	2.38	0.44
3:CB:98:GLN:OE1	3:CC:43:ALA:HB2	2.18	0.44
3:CC:11:ILE:CG2	3:CC:17:GLN:HB2	2.47	0.44
3:CC:54:GLN:HB2	3:CC:55:PRO:HD2	1.99	0.44
3:CD:12:GLY:H	3:HA:110:THR:HG21	1.83	0.44
3:CG:11:ILE:HG23	3:CG:17:GLN:HG2	1.99	0.44
3:DB:16:LYS:HG3	3:DB:17:GLN:OE1	2.17	0.44
3:DB:132:TYR:OXT	3:DK:2:LYS:NZ	2.47	0.44
3:DH:101:THR:HG23	3:DH:103:GLU:HG3	2.00	0.44
3:DM:115:LEU:HD22	3:EM:8:LEU:HD11	1.98	0.44
3:EC:116:LEU:HD23	3:LK:113:ALA:CA	2.48	0.44
3:EE:115:LEU:HD21	3:LI:8:LEU:HD11	1.99	0.44
3:EG:60:LYS:CB	3:EG:61:ASN:HB3	2.48	0.44
3:EJ:81:ASP:OD1	3:EL:99:TYR:CG	2.71	0.44
3:EM:102:ASP:OD1	3:EM:103:GLU:OE1	2.36	0.44
3:EM:122:ILE:HG13	3:EM:123:ASP:N	2.33	0.44
3:FB:73:ALA:HA	3:FB:84:VAL:HA	1.98	0.44
3:FB:99:TYR:HD1	3:LJ:86:ARG:HD3	1.82	0.44
3:FD:132:TYR:CD1	3:LH:26:VAL:HB	2.53	0.44
3:FH:11:ILE:HD12	3:FK:107:PHE:CE1	2.53	0.44
3:FI:109:ARG:NE	3:KE:125:ILE:HG23	2.33	0.44
3:FJ:6:VAL:CG1	3:FJ:8:LEU:HD21	2.46	0.44
3:FJ:48:VAL:HG13	3:FJ:68:ILE:HD13	2.00	0.44
3:FN:3:LEU:HD23	3:FN:3:LEU:H	1.83	0.44
3:FN:56:SER:CB	3:FN:59:ARG:NH1	2.81	0.44
3:FN:104:GLU:OE2	3:FN:104:GLU:HA	2.17	0.44
3:FN:131:ALA:HA	3:HB:1:ALA:HB1	2.00	0.44
3:GE:77:ASN:O	3:KF:77:ASN:ND2	2.51	0.44
3:GF:42:PRO:HA	3:GF:45:GLU:OE1	2.18	0.44
3:GF:74:CYS:SG	3:GF:74:CYS:O	2.76	0.44
3:GF:129:ASN:HD21	3:KB:24:ARG:NH1	2.16	0.44
3:GG:63:LYS:NZ	3:GG:93:THR:HG21	2.32	0.44
3:GH:24:ARG:CZ	3:JE:129:ASN:HA	2.48	0.44
3:GI:91:ASP:OD1	3:GI:91:ASP:C	2.56	0.44
3:GJ:1:ALA:HB1	3:GN:131:ALA:HA	1.99	0.44

Continued on next page...

Continued from previous page...

Atom-1	Atom-2	Interatomic distance (Å)	Clash overlap (Å)
3:GJ:3:LEU:CD1	3:GJ:35:LEU:HD11	2.47	0.44
3:GJ:85:THR:HG21	3:HA:80:CYS:SG	2.57	0.44
3:GK:11:ILE:CD1	3:JA:111:GLU:N	2.81	0.44
3:GM:97:THR:CA	3:GM:100:SER:HG	2.30	0.44
3:HB:27:ASN:ND2	3:HB:29:THR:OG1	2.51	0.44
3:HF:4:GLU:O	3:HF:6:VAL:HG23	2.18	0.44
3:HI:129:ASN:OD1	3:IJ:24:ARG:CZ	2.66	0.44
3:HM:71:PRO:HA	3:HM:87:GLN:OE1	2.17	0.44
3:IA:67:LYS:O	3:IA:68:ILE:HD13	2.18	0.44
3:IE:84:VAL:O	3:IE:84:VAL:HG13	2.18	0.44
3:IF:99:TYR:HB2	3:NI:86:ARG:NH1	2.33	0.44
3:IG:2:LYS:HD2	3:IG:2:LYS:N	2.33	0.44
3:IH:81:ASP:O	3:IH:83:SER:N	2.51	0.44
3:IM:99:TYR:CD2	3:IM:99:TYR:N	2.83	0.44
3:JH:79:SER:O	3:LD:74:CYS:SG	2.76	0.44
3:JH:102:ASP:OD1	3:JI:40:ALA:HA	2.18	0.44
3:JH:127:GLN:C	3:JH:128:LEU:HD12	2.38	0.44
3:JJ:99:TYR:HH	3:JK:84:VAL:HG22	1.81	0.44
3:JK:97:THR:CG2	3:KN:86:ARG:HH21	2.31	0.44
3:JK:125:ILE:CD1	3:KN:64:VAL:HG11	2.48	0.44
3:KB:101:THR:O	3:KB:105:ARG:HG3	2.17	0.44
3:KC:122:ILE:CG1	3:LC:109:ARG:HH12	2.31	0.44
3:KE:98:GLN:OE1	3:KF:43:ALA:HB2	2.18	0.44
3:KF:102:ASP:OD1	3:KG:40:ALA:HA	2.17	0.44
3:KK:130:PRO:HG3	3:MH:52:VAL:CG1	2.47	0.44
3:KN:125:ILE:HG23	3:KN:126:ASP:N	2.32	0.44
3:LA:86:ARG:NE	3:MD:97:THR:OG1	2.51	0.44
3:LA:119:PRO:O	3:LA:122:ILE:HB	2.18	0.44
3:LK:11:ILE:HG23	3:LK:17:GLN:HB2	1.99	0.44
3:LL:107:PHE:CE2	3:MB:46:LYS:NZ	2.85	0.44
3:MA:56:SER:O	3:MA:59:ARG:O	2.36	0.44
3:MK:59:ARG:O	3:MK:60:LYS:HG2	2.17	0.44
3:ML:55:PRO:HB3	3:ML:60:LYS:O	2.18	0.44
3:MN:117:ALA:O	3:MN:122:ILE:HD11	2.18	0.44
3:NE:37:GLN:HG3	3:NE:46:LYS:HB2	2.00	0.44
1:A:418:A:C6	1:A:419:C:C4	3.05	0.44
1:A:497:A:N7	3:HK:89:TYR:OH	2.36	0.44
1:A:511:A:H2'	1:A:512:U:O4'	2.17	0.44
1:A:532:A:P	1:A:532:A:H8	2.41	0.44
1:A:844:C:H2'	1:A:845:U:O4'	2.17	0.44
1:A:986:A:O2'	1:A:3194:U:OP1	2.21	0.44

Continued on next page...

Continued from previous page...

Atom-1	Atom-2	Interatomic distance (Å)	Clash overlap (Å)
1:A:1344:A:O4'	1:A:1761:G:O6	2.35	0.44
1:A:1397:A:N1	1:A:1545:A:C6	2.85	0.44
1:A:1874:U:H2'	1:A:1875:U:H5'	2.00	0.44
1:A:2037:G:C2	1:A:2038:G:C5	3.06	0.44
1:A:2110:A:C2	1:A:2111:G:C5	3.06	0.44
1:A:2158:U:H2'	1:A:2159:U:O4'	2.17	0.44
1:A:2302:U:H4'	1:A:2303:U:H5	1.83	0.44
1:A:2514:U:O5'	3:EE:59:ARG:NH2	2.49	0.44
1:A:2708:C:H4'	3:DD:67:LYS:NZ	2.33	0.44
1:A:2910:G:H2'	1:A:2911:U:O4'	2.18	0.44
1:A:2921:C:C5	3:FM:54:GLN:HB2	2.52	0.44
1:A:2921:C:H5'	3:FN:47:ARG:HH12	1.83	0.44
1:A:2990:U:H2'	1:A:2991:A:O4'	2.18	0.44
1:A:3531:A:H2'	1:A:3532:G:C8	2.53	0.44
1:A:3540:U:H3'	3:GD:57:ARG:HD3	2.00	0.44
1:A:3927:C:H4'	3:FG:63:LYS:NZ	2.33	0.44
1:A:3939:C:O2'	1:A:3940:C:H5'	2.18	0.44
1:A:4116:G:H2'	1:A:4117:C:O4'	2.18	0.44
2:M:165:ARG:NH1	2:M:165:ARG:HB2	2.33	0.44
3:B:58:ASN:C	3:B:59:ARG:HD2	2.38	0.44
3:BA:1:ALA:O	3:MK:132:TYR:N	2.50	0.44
3:BB:32:VAL:HG22	3:BB:51:SER:OG	2.18	0.44
3:BC:52:VAL:HG23	3:BC:64:VAL:CG2	2.48	0.44
3:BG:59:ARG:HA	3:BG:59:ARG:NE	2.32	0.44
3:BG:63:LYS:HE3	3:BG:93:THR:HB	1.99	0.44
3:BJ:103:GLU:OE1	3:BJ:104:GLU:N	2.50	0.44
3:BL:20:VAL:C	3:BL:21:LEU:HD22	2.38	0.44
3:CE:85:THR:HG23	3:CE:86:ARG:HG3	2.00	0.44
3:CK:30:ASN:CG	3:CK:32:VAL:HG23	2.38	0.44
3:CL:111:GLU:N	3:HH:11:ILE:HD11	2.33	0.44
3:CM:8:LEU:HD22	3:NA:114:ALA:CB	2.42	0.44
3:CN:44:LEU:HD13	3:DB:98:GLN:O	2.18	0.44
3:DA:65:GLN:HG2	3:DA:93:THR:HG22	1.99	0.44
3:DA:79:SER:O	3:DA:80:CYS:HB3	2.17	0.44
3:DB:65:GLN:OE1	3:DB:91:ASP:OD1	2.35	0.44
3:DE:3:LEU:HD12	3:DE:35:LEU:HD21	1.98	0.44
3:DI:69:GLN:NE2	3:DI:87:GLN:OE1	2.51	0.44
3:DN:81:ASP:O	3:DN:81:ASP:OD1	2.36	0.44
3:EA:72:THR:HB	3:EA:86:ARG:HB2	1.99	0.44
3:EB:111:GLU:OE2	3:MJ:68:ILE:HD13	2.17	0.44
3:ED:18:THR:O	3:ED:19:LEU:HD22	2.18	0.44

Continued on next page...

Continued from previous page...

Atom-1	Atom-2	Interatomic distance (Å)	Clash overlap (Å)
3:ED:116:LEU:HD21	3:EH:109:ARG:HD2	1.99	0.44
3:EK:13:LYS:HZ1	3:FM:103:GLU:N	2.15	0.44
3:EN:98:GLN:NE2	3:FA:43:ALA:CA	2.81	0.44
3:FB:81:ASP:HB3	3:FD:99:TYR:CE2	2.53	0.44
3:FD:68:ILE:HD11	3:LH:115:LEU:HD12	2.00	0.44
3:FE:106:ALA:HB3	3:KI:13:LYS:HE3	2.00	0.44
3:FG:114:ALA:HB1	3:KG:8:LEU:HD11	2.00	0.44
3:FI:107:PHE:CD1	3:KE:11:ILE:HG13	2.53	0.44
3:FL:74:CYS:SG	3:FL:74:CYS:O	2.76	0.44
3:GD:131:ALA:HA	3:KF:1:ALA:O	2.17	0.44
3:GE:109:ARG:HG3	3:HE:116:LEU:CD1	2.46	0.44
3:GF:3:LEU:CD2	3:KD:131:ALA:HB1	2.48	0.44
3:GH:114:ALA:HB1	3:KB:8:LEU:HD22	2.00	0.44
3:GI:11:ILE:HD11	3:JC:111:GLU:N	2.32	0.44
3:GI:35:LEU:HD12	3:GI:35:LEU:N	2.33	0.44
3:GL:37:GLN:O	3:GL:45:GLU:OE2	2.36	0.44
3:GM:27:ASN:O	3:GM:31:GLY:N	2.46	0.44
3:HB:11:ILE:HG23	3:HB:17:GLN:HB2	2.00	0.44
3:HB:100:SER:OG	3:HB:105:ARG:NH1	2.51	0.44
3:HB:128:LEU:HD12	3:HB:128:LEU:N	2.33	0.44
3:HC:11:ILE:CG2	3:HC:17:GLN:HB2	2.47	0.44
3:HF:54:GLN:HB2	3:HF:55:PRO:HD2	2.00	0.44
3:HH:105:ARG:O	3:HH:108:VAL:HG12	2.18	0.44
3:HL:72:THR:HB	3:HL:86:ARG:HB2	2.00	0.44
3:HM:132:TYR:HE1	3:IL:132:TYR:HH	1.66	0.44
3:HN:112:LEU:O	3:HN:116:LEU:HD13	2.18	0.44
3:IB:129:ASN:OD1	3:II:24:ARG:C	2.54	0.44
3:IC:55:PRO:HD3	3:IC:62:TYR:HE2	1.82	0.44
3:IE:3:LEU:HD13	3:JL:132:TYR:HA	2.00	0.44
3:IL:37:GLN:OE1	3:IL:42:PRO:HB2	2.18	0.44
3:IM:6:VAL:HG12	3:IM:8:LEU:HD22	2.00	0.44
3:JC:125:ILE:O	3:JC:128:LEU:HD12	2.17	0.44
3:JG:34:SER:C	3:JG:35:LEU:HD12	2.38	0.44
3:JI:107:PHE:CZ	3:LB:11:ILE:HG12	2.53	0.44
3:JJ:11:ILE:CG2	3:JJ:17:GLN:HB2	2.48	0.44
3:JK:111:GLU:CG	3:KN:68:ILE:HD11	2.48	0.44
3:KC:106:ALA:HB3	3:LC:13:LYS:CE	2.47	0.44
3:KE:58:ASN:OD1	3:KE:59:ARG:N	2.51	0.44
3:KI:59:ARG:HH12	3:KI:63:LYS:HD2	1.81	0.44
3:KJ:132:TYR:O	3:LE:3:LEU:CD2	2.65	0.44
3:KL:13:LYS:HG3	3:KL:14:ASP:N	2.33	0.44

Continued on next page...

Continued from previous page...

Atom-1	Atom-2	Interatomic distance (Å)	Clash overlap (Å)
3:LD:102:ASP:OD1	3:LD:102:ASP:N	2.50	0.44
3:LJ:14:ASP:OD1	3:LJ:15:GLY:N	2.50	0.44
3:MB:52:VAL:O	3:MB:52:VAL:HG23	2.18	0.44
3:MD:61:ASN:HA	3:MD:96:PHE:O	2.18	0.44
3:ME:110:THR:CB	3:NH:11:ILE:HD12	2.47	0.44
3:ME:121:LEU:HD12	3:ME:121:LEU:N	2.33	0.44
3:MM:122:ILE:HG13	3:MM:123:ASP:N	2.32	0.44
3:NA:52:VAL:CG2	3:NA:64:VAL:HG22	2.47	0.44
3:NB:11:ILE:HD11	3:NF:111:GLU:N	2.32	0.44
3:NJ:2:LYS:O	3:NJ:4:GLU:OE1	2.35	0.44
3:NJ:41:VAL:HG12	3:NJ:43:ALA:H	1.82	0.44
1:A:10:C:C6	1:A:10:C:OP2	2.72	0.43
1:A:51:A:H2'	1:A:52:A:C8	2.53	0.43
1:A:222:A:N6	1:A:231:A:N1	2.65	0.43
1:A:402:U:C2	1:A:403:G:C8	3.06	0.43
1:A:536:A:N6	3:CH:55:PRO:O	2.50	0.43
1:A:709:G:H2'	1:A:710:A:H8	1.83	0.43
1:A:1571:U:P	1:A:1572:G:N7	2.91	0.43
1:A:1829:A:H2'	1:A:1830:G:O4'	2.18	0.43
1:A:1831:G:C6	1:A:1832:U:C4	3.06	0.43
1:A:1905:C:H2'	1:A:1906:C:H6	1.83	0.43
1:A:2112:G:H8	1:A:2112:G:O5'	2.01	0.43
1:A:2359:A:N7	3:HD:67:LYS:HD2	2.33	0.43
1:A:2536:C:H2'	1:A:2537:C:O4'	2.18	0.43
1:A:2928:U:C5	1:A:2929:C:C6	3.06	0.43
1:A:2990:U:C5	1:A:3948:U:C2	3.06	0.43
1:A:3589:G:H8	1:A:3589:G:O5'	2.01	0.43
1:A:3695:C:H2'	1:A:3696:A:C8	2.53	0.43
1:A:3929:U:O4	1:A:3934:G:O6	2.36	0.43
1:A:4168:A:N1	1:A:4169:A:C6	2.86	0.43
2:M:251:ASN:OD1	2:M:262:LYS:HG2	2.18	0.43
3:BA:103:GLU:OE1	3:MK:13:LYS:HE3	2.17	0.43
3:BC:111:GLU:OE2	3:ND:68:ILE:CD1	2.66	0.43
3:BF:111:GLU:O	3:BF:115:LEU:HD13	2.17	0.43
3:BF:116:LEU:HD11	3:IN:109:ARG:HG3	2.00	0.43
3:BI:13:LYS:CE	3:HM:102:ASP:O	2.66	0.43
3:BJ:109:ARG:HD3	3:BN:116:LEU:O	2.17	0.43
3:BK:112:LEU:HD11	3:HK:92:VAL:HG21	1.99	0.43
3:BM:8:LEU:HD11	3:DJ:115:LEU:HD21	2.00	0.43
3:CB:128:LEU:O	3:HD:24:ARG:NH1	2.51	0.43
3:CD:70:ASN:ND2	3:HA:107:PHE:CE2	2.86	0.43

Continued on next page...

Continued from previous page...

Atom-1	Atom-2	Interatomic distance (Å)	Clash overlap (Å)
3:CF:122:ILE:HA	3:GM:109:ARG:HH22	1.80	0.43
3:CJ:103:GLU:N	3:HJ:13:LYS:HZ1	2.15	0.43
3:CK:97:THR:N	3:CK:100:SER:HG	2.16	0.43
3:CM:8:LEU:HD11	3:NA:115:LEU:HD22	2.00	0.43
3:CM:107:PHE:CZ	3:NA:19:LEU:HD21	2.54	0.43
3:CN:13:LYS:HE3	3:DD:103:GLU:HA	2.00	0.43
3:DB:84:VAL:O	3:DB:84:VAL:HG13	2.17	0.43
3:DH:59:ARG:NE	3:DH:61:ASN:ND2	2.65	0.43
3:EA:60:LYS:HB2	3:EA:61:ASN:CB	2.48	0.43
3:EB:99:TYR:CE1	3:EC:81:ASP:OD2	2.71	0.43
3:EC:107:PHE:CD2	3:EC:111:GLU:OE2	2.71	0.43
3:EF:21:LEU:HB3	3:EF:35:LEU:HB3	1.98	0.43
3:EF:55:PRO:HB3	3:EF:60:LYS:O	2.18	0.43
3:EI:54:GLN:HB3	3:EI:55:PRO:CD	2.47	0.43
3:EI:122:ILE:HA	3:GA:109:ARG:NH2	2.33	0.43
3:FB:131:ALA:HA	3:LJ:1:ALA:O	2.18	0.43
3:FC:75:THR:O	3:GC:79:SER:HA	2.17	0.43
3:FE:92:VAL:HG22	3:KI:92:VAL:CG2	2.39	0.43
3:FE:125:ILE:CG2	3:FE:126:ASP:N	2.81	0.43
3:FF:8:LEU:HA	3:FF:8:LEU:HD12	1.80	0.43
3:FF:11:ILE:HD11	3:LF:111:GLU:HG3	1.99	0.43
3:FG:44:LEU:HD11	3:FG:82:PRO:HG2	2.00	0.43
3:FG:107:PHE:O	3:FG:111:GLU:HG2	2.18	0.43
3:FH:71:PRO:HB3	3:FH:87:GLN:HE22	1.83	0.43
3:FH:104:GLU:O	3:FH:107:PHE:CD1	2.71	0.43
3:FL:49:THR:O	3:FL:66:VAL:HG13	2.17	0.43
3:FM:112:LEU:O	3:FM:116:LEU:HD23	2.18	0.43
3:GH:19:LEU:HD11	3:KB:107:PHE:CZ	2.54	0.43
3:GH:44:LEU:HD12	3:GH:44:LEU:N	2.33	0.43
3:GL:116:LEU:HD11	3:HG:112:LEU:HD23	1.99	0.43
3:HB:41:VAL:O	3:HB:44:LEU:HG	2.17	0.43
3:HB:104:GLU:OE2	3:HB:104:GLU:HA	2.18	0.43
3:HC:79:SER:O	3:HC:80:CYS:CB	2.66	0.43
3:HD:42:PRO:CD	3:HD:43:ALA:H	2.29	0.43
3:HH:44:LEU:HD22	3:HJ:98:GLN:O	2.18	0.43
3:HH:81:ASP:OD2	3:HJ:99:TYR:CE2	2.71	0.43
3:HI:62:TYR:HD2	3:II:128:LEU:HD22	1.83	0.43
3:HI:75:THR:HG23	3:HI:82:PRO:HG3	2.00	0.43
3:IB:55:PRO:HG3	3:IB:62:TYR:CE1	2.52	0.43
3:IG:79:SER:HA	3:NI:76:ALA:HA	1.99	0.43
3:IJ:86:ARG:HH12	3:NE:100:SER:HA	1.83	0.43

Continued on next page...

Continued from previous page...

Atom-1	Atom-2	Interatomic distance (Å)	Clash overlap (Å)
3:IL:26:VAL:HG23	3:IL:32:VAL:C	2.38	0.43
3:IL:60:LYS:HB2	3:IL:61:ASN:HB3	2.00	0.43
3:JA:27:ASN:OD1	3:JA:27:ASN:C	2.57	0.43
3:JA:120:LEU:CD2	3:JA:121:LEU:HD23	2.47	0.43
3:JG:97:THR:N	3:JG:100:SER:OG	2.51	0.43
3:KI:59:ARG:HH11	3:KI:59:ARG:HG3	1.82	0.43
3:KK:111:GLU:CA	3:MH:11:ILE:HD11	2.48	0.43
3:LH:72:THR:HB	3:LH:86:ARG:HD3	1.98	0.43
3:LK:59:ARG:HB2	3:LK:61:ASN:OD1	2.18	0.43
3:MA:116:LEU:HA	3:MA:121:LEU:HD12	2.00	0.43
3:ME:118:SER:O	3:ME:122:ILE:HG12	2.17	0.43
3:ME:125:ILE:HD12	3:NH:94:PHE:HD2	1.82	0.43
3:MF:87:GLN:N	3:MF:87:GLN:OE1	2.51	0.43
3:MI:107:PHE:CE2	3:MI:111:GLU:OE2	2.71	0.43
3:MK:79:SER:O	3:MK:80:CYS:CB	2.65	0.43
3:MK:119:PRO:HA	3:MK:122:ILE:HD12	1.99	0.43
3:MM:60:LYS:N	3:MM:61:ASN:HB3	2.26	0.43
1:A:187:G:N3	1:A:311:U:H1'	2.33	0.43
1:A:199:A:H3'	1:A:200:A:C2	2.53	0.43
1:A:499:U:OP2	1:A:500:A:C6	2.71	0.43
1:A:541:C:H2'	1:A:542:U:C5	2.53	0.43
1:A:541:C:C2	1:A:542:U:C5	3.06	0.43
1:A:712:A:N1	1:A:721:G:C6	2.87	0.43
1:A:872:G:H2'	1:A:873:U:C6	2.53	0.43
1:A:996:U:H2'	1:A:997:U:O4'	2.17	0.43
1:A:1062:A:H2'	1:A:1063:C:C6	2.52	0.43
1:A:1073:U:N3	1:A:1208:G:N1	2.65	0.43
1:A:1081:A:N1	1:A:1200:A:N6	2.66	0.43
1:A:1271:U:N3	1:A:1276:C:C2	2.83	0.43
1:A:1383:A:H2'	1:A:1384:A:H8	1.83	0.43
1:A:1980:U:O2'	1:A:1981:G:H5'	2.19	0.43
1:A:2245:C:C6	1:A:2248:G:N2	2.86	0.43
1:A:2248:G:H2'	1:A:2249:C:C4'	2.48	0.43
1:A:2268:G:C6	1:A:2269:A:N7	2.86	0.43
1:A:2621:U:H2'	1:A:2622:G:C8	2.53	0.43
1:A:2812:U:C2	1:A:2813:U:C5	3.07	0.43
1:A:3101:U:N3	1:A:3102:C:C5	2.86	0.43
1:A:3104:G:N2	1:A:3105:A:N7	2.66	0.43
1:A:3138:G:N2	1:A:3139:A:N1	2.66	0.43
1:A:3171:G:H4'	1:A:3211:G:OP2	2.18	0.43
1:A:3574:C:H2'	1:A:3575:U:O4'	2.17	0.43

Continued on next page...

Continued from previous page...

Atom-1	Atom-2	Interatomic distance (Å)	Clash overlap (Å)
1:A:3769:U:H5'	1:A:3770:C:OP2	2.18	0.43
1:A:3809:G:H2'	3:KH:57:ARG:N	2.33	0.43
1:A:3845:A:C4	1:A:3846:A:C8	3.07	0.43
1:A:4053:A:H2'	1:A:4054:G:C8	2.53	0.43
1:A:4143:C:H2'	1:A:4144:G:O4'	2.19	0.43
1:A:4168:A:C6	1:A:4169:A:N6	2.86	0.43
2:M:96:ALA:CB	2:M:372:ALA:HB2	2.48	0.43
2:M:208:TYR:O	3:B:29:THR:HG21	2.18	0.43
2:M:308:HIS:NE2	3:B:47:ARG:CD	2.81	0.43
3:BA:53:SER:OG	3:BA:63:LYS:HB3	2.17	0.43
3:BB:86:ARG:NH2	3:MA:99:TYR:O	2.51	0.43
3:BD:127:GLN:O	3:BD:128:LEU:HB2	2.17	0.43
3:BE:79:SER:HA	3:JB:75:THR:O	2.18	0.43
3:BE:86:ARG:NH1	3:CE:99:TYR:C	2.72	0.43
3:BI:106:ALA:O	3:BI:109:ARG:HG2	2.18	0.43
3:BK:110:THR:OG1	3:HK:11:ILE:HD12	2.18	0.43
3:BL:131:ALA:HB1	3:CG:3:LEU:HD11	2.00	0.43
3:BM:116:LEU:HA	3:BM:121:LEU:HD23	2.00	0.43
3:CB:94:PHE:HD1	3:HC:125:ILE:HD12	1.82	0.43
3:CB:105:ARG:NE	3:HC:128:LEU:HD11	2.32	0.43
3:CE:55:PRO:HD3	3:CE:62:TYR:CE1	2.54	0.43
3:CF:2:LYS:CE	3:GM:132:TYR:O	2.66	0.43
3:CH:13:LYS:HE3	3:HL:103:GLU:OE2	2.18	0.43
3:CM:3:LEU:CD2	3:NA:132:TYR:O	2.67	0.43
3:CN:105:ARG:NE	3:DD:128:LEU:HD11	2.33	0.43
3:DB:120:LEU:N	3:DB:120:LEU:HD22	2.34	0.43
3:DE:13:LYS:NZ	3:EL:103:GLU:OE2	2.45	0.43
3:DE:132:TYR:CE2	3:DG:132:TYR:CE1	3.06	0.43
3:DG:95:SER:O	3:DG:96:PHE:HD1	2.01	0.43
3:EE:1:ALA:O	3:LI:131:ALA:HA	2.18	0.43
3:EE:127:GLN:HB2	3:EE:129:ASN:ND2	2.32	0.43
3:EG:96:PHE:CE2	3:GC:88:ALA:HB1	2.53	0.43
3:EN:98:GLN:NE2	3:FA:43:ALA:N	2.67	0.43
3:FD:60:LYS:O	3:FD:61:ASN:C	2.56	0.43
3:FE:100:SER:HB3	3:KI:86:ARG:NH1	2.33	0.43
3:FG:11:ILE:HD12	3:KG:110:THR:OG1	2.18	0.43
3:FJ:121:LEU:HD22	3:HF:66:VAL:HG21	2.00	0.43
3:FK:44:LEU:HD21	3:FK:82:PRO:HB2	1.98	0.43
3:FN:23:PRO:HA	3:FN:35:LEU:HD23	1.99	0.43
3:FN:95:SER:O	3:FN:96:PHE:HD1	2.01	0.43
3:GD:118:SER:O	3:GD:122:ILE:HG23	2.18	0.43

Continued on next page...

Continued from previous page...

Atom-1	Atom-2	Interatomic distance (Å)	Clash overlap (Å)
3:GF:132:TYR:CE1	3:KC:28:PRO:HB3	2.53	0.43
3:GG:86:ARG:HH22	3:JE:101:THR:HG23	1.83	0.43
3:GH:8:LEU:HD22	3:KB:114:ALA:CB	2.47	0.43
3:GH:24:ARG:C	3:GH:24:ARG:HE	2.21	0.43
3:GH:48:VAL:HG13	3:GH:68:ILE:HD13	1.99	0.43
3:GK:75:THR:HB	3:GK:82:PRO:HG3	2.00	0.43
3:GL:102:ASP:C	3:HG:13:LYS:HZ3	2.21	0.43
3:HB:60:LYS:N	3:HB:61:ASN:HB3	2.32	0.43
3:HB:127:GLN:C	3:HB:128:LEU:HD12	2.38	0.43
3:HI:62:TYR:HD2	3:II:128:LEU:HD23	1.83	0.43
3:HL:54:GLN:HB3	3:HL:55:PRO:HD2	2.00	0.43
3:IB:129:ASN:ND2	3:IK:1:ALA:N	2.65	0.43
3:IC:62:TYR:HD1	3:JN:128:LEU:CD2	2.29	0.43
3:IH:132:TYR:CE1	3:NF:28:PRO:HB3	2.53	0.43
3:IK:44:LEU:HD22	3:IK:44:LEU:N	2.33	0.43
3:IL:128:LEU:HD12	3:IL:128:LEU:N	2.33	0.43
3:JA:22:ASN:O	3:JA:24:ARG:NH1	2.51	0.43
3:JD:27:ASN:ND2	3:JD:29:THR:OG1	2.49	0.43
3:JF:13:LYS:HZ1	3:KA:103:GLU:HB2	1.83	0.43
3:JF:23:PRO:O	3:JF:24:ARG:NE	2.50	0.43
3:JG:125:ILE:CG2	3:LD:109:ARG:NH1	2.82	0.43
3:JL:84:VAL:O	3:JL:84:VAL:HG23	2.17	0.43
3:KB:68:ILE:O	3:KB:89:TYR:HB2	2.17	0.43
3:KC:27:ASN:OD1	3:KC:27:ASN:C	2.57	0.43
3:KF:72:THR:HG22	3:KF:73:ALA:N	2.33	0.43
3:KK:49:THR:OG1	3:KK:67:LYS:HB2	2.18	0.43
3:KK:81:ASP:O	3:KK:81:ASP:OD1	2.36	0.43
3:KM:100:SER:CB	3:KM:105:ARG:HH11	2.32	0.43
3:KN:41:VAL:N	3:KN:42:PRO:CD	2.80	0.43
3:KN:69:GLN:HG2	3:KN:89:TYR:HB3	1.99	0.43
3:LG:86:ARG:NH2	3:MG:99:TYR:HB2	2.28	0.43
3:LM:42:PRO:O	3:LM:47:ARG:CZ	2.65	0.43
3:MC:20:VAL:O	3:MC:20:VAL:HG13	2.17	0.43
3:ME:2:LYS:HD2	3:NH:132:TYR:O	2.18	0.43
3:MM:60:LYS:HB2	3:MM:61:ASN:HB3	2.00	0.43
3:NG:8:LEU:HD22	3:NG:8:LEU:N	2.32	0.43
3:NI:65:GLN:OE1	3:NI:93:THR:OG1	2.29	0.43
3:NJ:4:GLU:O	3:NJ:6:VAL:HG23	2.19	0.43
1:A:714:C:H2'	1:A:715:A:C5'	2.48	0.43
1:A:904:G:C2	1:A:905:A:C2	3.06	0.43
1:A:1339:U:C2'	1:A:1350:A:H61	2.31	0.43

Continued on next page...

Continued from previous page...

Atom-1	Atom-2	Interatomic distance (Å)	Clash overlap (Å)
1:A:1396:A:H5'	3:DF:59:ARG:NH1	2.32	0.43
1:A:1399:C:N3	1:A:1543:U:C4	2.87	0.43
1:A:1433:U:H2'	1:A:1434:A:C4	2.53	0.43
1:A:1563:G:C5	1:A:1578:G:N2	2.86	0.43
1:A:1710:A:H5'	3:JM:59:ARG:NH2	2.34	0.43
1:A:1710:A:N1	1:A:1725:C:N4	2.66	0.43
1:A:1980:U:C2	1:A:1981:G:C8	3.05	0.43
1:A:2187:A:OP1	1:A:2188:G:N7	2.51	0.43
1:A:2243:A:C6	1:A:2250:G:O6	2.69	0.43
1:A:2511:U:H2'	1:A:2512:C:O4'	2.18	0.43
1:A:2599:G:C6	1:A:2600:C:C4	3.07	0.43
1:A:2763:C:H2'	1:A:2764:U:C5'	2.48	0.43
1:A:2767:U:O4'	1:A:2767:U:O2	2.34	0.43
1:A:2848:A:C2'	1:A:2849:C:O4'	2.66	0.43
1:A:3306:A:H2'	1:A:3312:U:H3	1.84	0.43
1:A:3417:G:C6	1:A:3452:A:C6	3.06	0.43
1:A:3538:C:N3	1:A:3539:G:C5	2.87	0.43
1:A:3631:A:C8	1:A:3632:U:C1'	3.00	0.43
1:A:3689:G:C6	1:A:3751:A:C6	3.06	0.43
1:A:3803:C:C4	3:KK:57:ARG:NH2	2.87	0.43
1:A:3809:G:O2'	1:A:3810:U:OP2	2.33	0.43
1:A:4140:U:H2'	1:A:4141:G:H8	1.83	0.43
2:M:132:VAL:HG12	2:M:133:PRO:HD3	2.00	0.43
3:BE:8:LEU:CG	3:CE:115:LEU:HD22	2.49	0.43
3:BG:26:VAL:HG13	3:BG:33:ALA:N	2.32	0.43
3:BI:52:VAL:HB	3:HM:130:PRO:HB3	2.00	0.43
3:BK:10:ASN:OD1	3:BK:10:ASN:N	2.49	0.43
3:BK:86:ARG:HG2	3:HK:97:THR:HG21	2.01	0.43
3:BM:126:ASP:CA	3:DJ:109:ARG:HH22	2.31	0.43
3:CB:115:LEU:HD23	3:CB:115:LEU:O	2.19	0.43
3:CC:11:ILE:HD11	3:DF:111:GLU:CA	2.47	0.43
3:CD:110:THR:OG1	3:HA:11:ILE:HD12	2.18	0.43
3:CE:56:SER:O	3:CE:59:ARG:O	2.36	0.43
3:CH:27:ASN:OD1	3:CH:29:THR:N	2.50	0.43
3:CH:97:THR:N	3:CH:100:SER:HG	2.17	0.43
3:CJ:105:ARG:CZ	3:HJ:128:LEU:CD1	2.97	0.43
3:CJ:132:TYR:C	3:HJ:3:LEU:HD23	2.39	0.43
3:CM:126:ASP:HB3	3:CM:127:GLN:NE2	2.33	0.43
3:DB:86:ARG:HG3	3:DK:97:THR:HG21	2.00	0.43
3:DB:100:SER:HA	3:DK:86:ARG:NH2	2.33	0.43
3:DF:61:ASN:HA	3:DF:96:PHE:O	2.17	0.43

Continued on next page...

Continued from previous page...

Atom-1	Atom-2	Interatomic distance (Å)	Clash overlap (Å)
3:DG:117:ALA:O	3:DG:122:ILE:HD11	2.18	0.43
3:DH:97:THR:OG1	3:DH:100:SER:N	2.51	0.43
3:DJ:97:THR:N	3:DJ:100:SER:HG	2.15	0.43
3:DK:32:VAL:O	3:DK:32:VAL:HG23	2.18	0.43
3:DL:125:ILE:HD11	3:MN:96:PHE:HE2	1.83	0.43
3:EI:122:ILE:N	3:GA:109:ARG:HH22	2.15	0.43
3:EJ:11:ILE:HG23	3:EJ:17:GLN:HB2	2.00	0.43
3:FB:107:PHE:HA	3:LJ:12:GLY:HA2	1.99	0.43
3:FE:92:VAL:HG21	3:KI:112:LEU:HD11	1.99	0.43
3:FF:67:LYS:O	3:FF:68:ILE:HD13	2.19	0.43
3:FH:94:PHE:HB3	3:FH:96:PHE:CE2	2.53	0.43
3:FI:109:ARG:HH22	3:KE:126:ASP:H	1.66	0.43
3:FL:46:LYS:CD	3:FL:70:ASN:OD1	2.66	0.43
3:FN:96:PHE:CE2	3:FN:105:ARG:HD2	2.53	0.43
3:GG:26:VAL:CG2	3:JC:132:TYR:CD2	3.01	0.43
3:GH:105:ARG:NE	3:KB:126:ASP:O	2.44	0.43
3:GJ:60:LYS:HB2	3:GJ:61:ASN:HB3	1.99	0.43
3:HC:98:GLN:HG2	3:HC:99:TYR:CD2	2.53	0.43
3:HE:85:THR:HG23	3:HE:86:ARG:HG3	1.99	0.43
3:HE:128:LEU:HD12	3:HE:128:LEU:N	2.34	0.43
3:HI:14:ASP:OD1	3:HI:15:GLY:N	2.51	0.43
3:HI:102:ASP:O	3:II:13:LYS:CE	2.65	0.43
3:IA:24:ARG:CZ	3:ID:127:GLN:O	2.65	0.43
3:IA:79:SER:O	3:IA:80:CYS:CB	2.66	0.43
3:IA:118:SER:OG	3:IA:119:PRO:CD	2.67	0.43
3:IN:51:SER:HB3	3:IN:65:GLN:HB2	2.01	0.43
3:JA:30:ASN:CG	3:JA:32:VAL:HG23	2.38	0.43
3:JC:52:VAL:O	3:JC:52:VAL:CG2	2.67	0.43
3:JD:56:SER:N	3:JD:59:ARG:HB2	2.33	0.43
3:JD:128:LEU:HD11	3:JH:105:ARG:CD	2.48	0.43
3:JF:105:ARG:CD	3:KA:128:LEU:HD11	2.48	0.43
3:JG:52:VAL:O	3:JG:52:VAL:CG2	2.67	0.43
3:JG:80:CYS:SG	3:JG:81:ASP:N	2.91	0.43
3:JJ:46:LYS:HE2	3:JJ:71:PRO:HD2	1.99	0.43
3:JK:76:ALA:HA	3:LA:79:SER:HA	2.01	0.43
3:KA:96:PHE:CZ	3:KA:105:ARG:HG2	2.53	0.43
3:KB:124:ALA:O	3:KB:128:LEU:HA	2.18	0.43
3:KC:11:ILE:HD11	3:LC:111:GLU:CA	2.48	0.43
3:KD:11:ILE:CG2	3:KD:17:GLN:HB2	2.48	0.43
3:KH:22:ASN:OD1	3:KH:23:PRO:CD	2.66	0.43
3:KN:32:VAL:HG13	3:KN:51:SER:OG	2.18	0.43

Continued on next page...

Continued from previous page...

Atom-1	Atom-2	Interatomic distance (Å)	Clash overlap (Å)
3:LE:123:ASP:O	3:LE:129:ASN:HB3	2.18	0.43
3:LF:107:PHE:CE2	3:LF:111:GLU:OE2	2.71	0.43
3:LG:37:GLN:OE1	3:LG:46:LYS:HG3	2.19	0.43
3:LG:53:SER:HB2	3:LG:63:LYS:CG	2.48	0.43
3:LM:24:ARG:NH2	3:MB:128:LEU:O	2.50	0.43
3:MC:32:VAL:HG12	3:MC:51:SER:OG	2.17	0.43
3:MC:110:THR:OG1	3:NJ:11:ILE:HD12	2.19	0.43
3:MJ:76:ALA:O	3:MJ:79:SER:OG	2.29	0.43
3:NC:49:THR:OG1	3:NC:67:LYS:HB3	2.19	0.43
3:NE:97:THR:N	3:NE:100:SER:OG	2.50	0.43
3:NF:32:VAL:HG22	3:NF:51:SER:OG	2.18	0.43
3:NG:19:LEU:HD12	3:NG:37:GLN:NE2	2.33	0.43
3:NH:14:ASP:OD2	3:NH:16:LYS:N	2.52	0.43
1:A:513:C:P	1:A:513:C:H6	2.42	0.43
1:A:904:G:C2'	1:A:905:A:O4'	2.67	0.43
1:A:997:U:O2	1:A:1013:A:H2	2.01	0.43
1:A:1359:A:C6	1:A:1360:C:C5	3.06	0.43
1:A:1395:C:OP2	1:A:1395:C:H6	2.02	0.43
1:A:1422:G:O2'	1:A:1423:U:H5'	2.18	0.43
1:A:2034:A:H2'	1:A:2035:A:C8	2.53	0.43
1:A:2218:U:H2'	1:A:2219:G:C8	2.54	0.43
1:A:2385:A:H2'	1:A:2386:G:O4'	2.19	0.43
1:A:3216:C:HO2'	1:A:3217:U:H5	1.64	0.43
1:A:3241:A:H2'	1:A:3242:G:O4'	2.18	0.43
1:A:3246:C:H2'	1:A:3247:U:O4'	2.19	0.43
1:A:3559:C:H2'	1:A:3560:U:C6	2.53	0.43
1:A:3689:G:N1	1:A:3690:U:C4	2.86	0.43
1:A:3916:A:C6	1:A:3917:C:C4	3.06	0.43
1:A:3986:C:N4	1:A:4008:A:C6	2.83	0.43
1:A:3992:G:OP1	3:KN:63:LYS:HD3	2.17	0.43
1:A:4036:U:H4'	1:A:4036:U:OP1	2.17	0.43
1:A:4083:U:O2'	1:A:4084:U:O4'	2.36	0.43
2:M:6:GLY:O	2:M:7:LEU:HD22	2.17	0.43
2:M:213:LEU:CD1	2:M:217:ILE:HD11	2.48	0.43
3:BD:2:LYS:NZ	3:BD:3:LEU:O	2.52	0.43
3:BG:109:ARG:HH12	3:IA:122:ILE:HA	1.82	0.43
3:BI:53:SER:OG	3:BI:63:LYS:HB3	2.19	0.43
3:BK:15:GLY:C	3:BK:16:LYS:HD2	2.39	0.43
3:BK:125:ILE:CD1	3:HK:64:VAL:HG11	2.48	0.43
3:BM:103:GLU:HA	3:DJ:13:LYS:HZ2	1.84	0.43
3:CA:93:THR:O	3:DH:91:ASP:OD2	2.36	0.43

Continued on next page...

Continued from previous page...

Atom-1	Atom-2	Interatomic distance (Å)	Clash overlap (Å)
3:CC:86:ARG:HH22	3:DF:99:TYR:N	2.17	0.43
3:CC:122:ILE:HG23	3:DF:109:ARG:HH12	1.83	0.43
3:DB:13:LYS:HZ2	3:DK:103:GLU:CA	2.30	0.43
3:DE:60:LYS:HB3	3:DE:98:GLN:CD	2.38	0.43
3:DE:127:GLN:N	3:DE:127:GLN:OE1	2.51	0.43
3:DG:103:GLU:CA	3:EJ:13:LYS:NZ	2.71	0.43
3:DG:109:ARG:CZ	3:EJ:125:ILE:CG1	2.96	0.43
3:DL:53:SER:HB3	3:DL:59:ARG:HH11	1.83	0.43
3:DM:30:ASN:OD1	3:DM:32:VAL:HG12	2.18	0.43
3:DM:132:TYR:CE2	3:EN:26:VAL:HG23	2.53	0.43
3:EA:91:ASP:OD1	3:EA:91:ASP:N	2.51	0.43
3:EI:122:ILE:HA	3:GA:109:ARG:CZ	2.48	0.43
3:EK:75:THR:CG2	3:EK:82:PRO:HG3	2.49	0.43
3:EK:101:THR:N	3:EK:104:GLU:OE1	2.47	0.43
3:EK:125:ILE:HG22	3:FM:64:VAL:CG2	2.37	0.43
3:EM:72:THR:HB	3:EM:86:ARG:HB2	1.98	0.43
3:FF:120:LEU:HD13	3:LF:2:LYS:O	2.18	0.43
3:FJ:55:PRO:CG	3:FJ:62:TYR:HE1	2.31	0.43
3:FN:76:ALA:O	3:FN:78:GLY:N	2.51	0.43
3:GB:119:PRO:HA	3:GB:122:ILE:HG12	1.99	0.43
3:GC:51:SER:OG	3:GC:65:GLN:HB2	2.19	0.43
3:GE:105:ARG:NE	3:HE:128:LEU:HD11	2.33	0.43
3:GF:8:LEU:HD21	3:GF:11:ILE:HD13	2.00	0.43
3:GI:4:GLU:CD	3:GI:5:THR:N	2.71	0.43
3:GI:102:ASP:OD1	3:GI:102:ASP:N	2.51	0.43
3:HH:104:GLU:HA	3:HH:104:GLU:OE2	2.18	0.43
3:HI:65:GLN:OE1	3:HI:65:GLN:HA	2.18	0.43
3:HK:34:SER:O	3:HK:35:LEU:HD22	2.18	0.43
3:HL:41:VAL:HG13	3:HL:41:VAL:O	2.17	0.43
3:IB:107:PHE:CZ	3:IK:46:LYS:HE3	2.54	0.43
3:IC:97:THR:O	3:IC:100:SER:OG	2.25	0.43
3:IC:107:PHE:CE2	3:JN:19:LEU:HD11	2.53	0.43
3:ID:101:THR:OG1	3:ID:104:GLU:HG2	2.19	0.43
3:IF:8:LEU:HD22	3:NI:114:ALA:HB3	2.01	0.43
3:IJ:2:LYS:CE	3:NE:132:TYR:O	2.66	0.43
3:JC:24:ARG:CZ	3:JC:36:SER:OG	2.66	0.43
3:JF:122:ILE:HA	3:KA:109:ARG:HH11	1.83	0.43
3:JI:93:THR:HB	3:LB:91:ASP:OD2	2.17	0.43
3:JK:111:GLU:OE1	3:KN:8:LEU:CD2	2.67	0.43
3:KA:102:ASP:OD1	3:KA:103:GLU:N	2.51	0.43
3:KD:102:ASP:OD1	3:KD:102:ASP:N	2.50	0.43

Continued on next page...

Continued from previous page...

Atom-1	Atom-2	Interatomic distance (Å)	Clash overlap (Å)
3:KI:65:GLN:N	3:KI:65:GLN:OE1	2.51	0.43
3:KK:120:LEU:O	3:KK:123:ASP:OD1	2.36	0.43
3:KL:79:SER:O	3:MH:74:CYS:SG	2.76	0.43
3:KM:3:LEU:HD13	3:MF:132:TYR:CA	2.48	0.43
3:LA:26:VAL:HG11	3:MD:132:TYR:CE2	2.54	0.43
3:LC:14:ASP:HB2	3:LC:16:LYS:NZ	2.33	0.43
3:LH:122:ILE:O	3:LH:126:ASP:HB3	2.19	0.43
3:LI:44:LEU:HD22	3:LK:98:GLN:O	2.19	0.43
3:LL:94:PHE:CE2	3:MB:90:ALA:HB1	2.53	0.43
3:LN:91:ASP:OD1	3:LN:91:ASP:O	2.36	0.43
3:ME:100:SER:CA	3:NH:86:ARG:NH2	2.81	0.43
3:MG:84:VAL:HG23	3:MG:84:VAL:O	2.17	0.43
3:MH:8:LEU:N	3:MH:8:LEU:HD22	2.34	0.43
3:MJ:27:ASN:ND2	3:MJ:29:THR:HG1	2.17	0.43
3:NB:8:LEU:HD11	3:NF:115:LEU:CD2	2.47	0.43
3:NG:14:ASP:OD2	3:NG:16:LYS:HG2	2.19	0.43
3:NG:55:PRO:HB3	3:NG:60:LYS:CD	2.49	0.43
3:NG:60:LYS:HG2	3:NG:98:GLN:HB3	1.99	0.43
1:A:279:U:H5''	1:A:643:U:O2'	2.19	0.43
1:A:449:A:H2'	1:A:450:C:C6	2.53	0.43
1:A:770:G:H2'	1:A:771:G:O4'	2.19	0.43
1:A:1342:U:H2'	1:A:1343:C:O4'	2.19	0.43
1:A:1365:A:C6	1:A:1366:C:C4	3.06	0.43
1:A:1723:A:H2'	1:A:1724:U:C6	2.53	0.43
1:A:1733:C:C5	1:A:1734:C:C5	3.07	0.43
1:A:1779:A:O5'	1:A:1779:A:N3	2.51	0.43
1:A:1780:A:N6	3:BF:55:PRO:HD2	2.33	0.43
1:A:1797:C:OP1	1:A:1810:U:O4'	2.37	0.43
1:A:1909:U:O2	1:A:2006:U:C4	2.72	0.43
1:A:1958:A:N1	1:A:1964:U:O4	2.52	0.43
1:A:2046:G:O6	3:GG:57:ARG:N	2.43	0.43
1:A:2123:U:O2'	1:A:2125:G:C8	2.71	0.43
1:A:2238:G:C2	1:A:2254:G:C6	3.07	0.43
1:A:2238:G:N1	1:A:2254:G:C6	2.87	0.43
1:A:2481:U:C2	1:A:2482:C:C5	3.06	0.43
1:A:2657:A:H2'	1:A:2658:U:N1	2.33	0.43
1:A:2927:U:H2'	1:A:2928:U:C6	2.54	0.43
1:A:3038:U:OP2	3:MA:59:ARG:NH2	2.52	0.43
1:A:3123:C:N4	1:A:3124:A:H62	2.16	0.43
1:A:3368:C:H5''	1:A:3369:G:OP1	2.19	0.43
1:A:3389:A:H2'	1:A:3390:C:O4'	2.18	0.43

Continued on next page...

Continued from previous page...

Atom-1	Atom-2	Interatomic distance (Å)	Clash overlap (Å)
1:A:3479:G:P	1:A:3480:U:OP1	2.75	0.43
1:A:3491:U:O2	1:A:3491:U:O4'	2.35	0.43
1:A:3564:G:C6	1:A:3565:U:C4	3.06	0.43
1:A:3610:C:N3	1:A:3611:C:C5	2.86	0.43
1:A:3654:A:C2	1:A:3655:U:C6	3.07	0.43
1:A:3681:C:C4	1:A:3760:G:N2	2.87	0.43
1:A:3796:C:H2'	1:A:3797:G:H5'	2.01	0.43
1:A:3880:U:C4	3:EA:45:GLU:HG2	2.53	0.43
1:A:4173:C:H4'	3:FI:99:TYR:CE1	2.53	0.43
1:A:4201:U:H4'	2:M:381:TYR:CE2	2.54	0.43
3:BA:60:LYS:CB	3:BA:61:ASN:CB	2.96	0.43
3:BE:11:ILE:CG2	3:BE:17:GLN:HB2	2.49	0.43
3:BE:110:THR:OG1	3:CE:11:ILE:HG23	2.18	0.43
3:BF:110:THR:OG1	3:IN:11:ILE:HD12	2.19	0.43
3:BH:93:THR:O	3:BH:93:THR:CG2	2.65	0.43
3:BI:73:ALA:HB1	3:BI:83:SER:O	2.18	0.43
3:BJ:86:ARG:NH1	3:BN:100:SER:HA	2.33	0.43
3:BJ:116:LEU:HA	3:BJ:121:LEU:HD12	2.00	0.43
3:CA:4:GLU:OE1	3:CA:5:THR:O	2.37	0.43
3:CA:52:VAL:HG11	3:DH:130:PRO:CA	2.48	0.43
3:CI:13:LYS:NZ	3:DI:103:GLU:CA	2.82	0.43
3:CL:121:LEU:HD21	3:HH:66:VAL:HG21	2.01	0.43
3:DA:109:ARG:HD2	3:DA:110:THR:N	2.34	0.43
3:DB:103:GLU:HA	3:DK:13:LYS:HZ2	1.82	0.43
3:DD:54:GLN:HB3	3:DD:55:PRO:HD2	2.00	0.43
3:DE:21:LEU:N	3:DE:21:LEU:HD22	2.34	0.43
3:DG:107:PHE:CE2	3:EJ:70:ASN:ND2	2.87	0.43
3:DG:110:THR:OG1	3:EJ:11:ILE:CD1	2.67	0.43
3:DI:27:ASN:ND2	3:DI:29:THR:HG1	2.17	0.43
3:DM:11:ILE:CG2	3:DM:17:GLN:HB3	2.48	0.43
3:EC:104:GLU:O	3:EC:108:VAL:HG23	2.18	0.43
3:ED:19:LEU:HD21	3:EH:107:PHE:CE1	2.54	0.43
3:ED:86:ARG:NH2	3:EH:99:TYR:CB	2.80	0.43
3:EG:21:LEU:HD23	3:EG:37:GLN:HA	1.99	0.43
3:EJ:55:PRO:HG3	3:EJ:62:TYR:CD1	2.54	0.43
3:EK:112:LEU:HD11	3:FM:92:VAL:HG21	1.99	0.43
3:EN:44:LEU:O	3:EN:44:LEU:HG	2.18	0.43
3:FB:103:GLU:HA	3:LJ:13:LYS:HD2	2.01	0.43
3:FC:37:GLN:OE1	3:FC:45:GLU:OE1	2.37	0.43
3:FE:107:PHE:CE2	3:FE:111:GLU:OE2	2.72	0.43
3:FF:52:VAL:HB	3:LF:130:PRO:HG3	2.00	0.43

Continued on next page...

Continued from previous page...

Atom-1	Atom-2	Interatomic distance (Å)	Clash overlap (Å)
3:FJ:112:LEU:HD12	3:FJ:112:LEU:O	2.19	0.43
3:FN:11:ILE:HD11	3:HB:111:GLU:N	2.34	0.43
3:GC:62:TYR:CE2	3:GC:64:VAL:CG2	3.02	0.43
3:GD:60:LYS:HB2	3:GD:61:ASN:HB2	2.00	0.43
3:GD:119:PRO:HA	3:GD:122:ILE:HG12	2.00	0.43
3:GE:109:ARG:NH2	3:HE:126:ASP:H	2.17	0.43
3:GG:95:SER:OG	3:JE:89:TYR:HB2	2.19	0.43
3:GH:59:ARG:HB3	3:GH:61:ASN:OD1	2.17	0.43
3:HC:97:THR:HG1	3:HC:98:GLN:H	1.65	0.43
3:HH:21:LEU:HD13	3:HH:36:SER:C	2.39	0.43
3:HH:108:VAL:HA	3:HH:111:GLU:HG3	2.00	0.43
3:HN:99:TYR:O	3:ID:86:ARG:CZ	2.67	0.43
3:IB:34:SER:O	3:IB:35:LEU:HD23	2.18	0.43
3:IB:122:ILE:HD13	3:IK:109:ARG:NE	2.34	0.43
3:ID:6:VAL:HG12	3:ID:8:LEU:CD2	2.48	0.43
3:ID:8:LEU:HD22	3:ID:8:LEU:N	2.32	0.43
3:IE:127:GLN:CB	3:IE:129:ASN:OD1	2.67	0.43
3:IE:132:TYR:CA	3:JL:3:LEU:HD13	2.48	0.43
3:IF:94:PHE:CE1	3:NI:90:ALA:HB1	2.53	0.43
3:IF:102:ASP:OD2	3:IF:102:ASP:C	2.56	0.43
3:IG:68:ILE:HD11	3:JJ:115:LEU:CD1	2.48	0.43
3:IG:100:SER:OG	3:IG:101:THR:N	2.51	0.43
3:IM:11:ILE:HD11	3:JM:111:GLU:CA	2.47	0.43
3:IM:111:GLU:N	3:JM:11:ILE:HD11	2.34	0.43
3:JD:121:LEU:O	3:JD:125:ILE:HG22	2.18	0.43
3:JK:119:PRO:O	3:JK:122:ILE:HB	2.17	0.43
3:JN:22:ASN:OD1	3:JN:36:SER:O	2.36	0.43
3:KC:11:ILE:HD11	3:LC:111:GLU:HA	1.99	0.43
3:KC:110:THR:OG1	3:LC:11:ILE:HG23	2.18	0.43
3:KC:128:LEU:HD12	3:KC:128:LEU:N	2.33	0.43
3:KD:32:VAL:HG21	3:KD:49:THR:CG2	2.48	0.43
3:KF:44:LEU:O	3:KF:44:LEU:HG	2.18	0.43
3:KH:125:ILE:HD13	3:KL:64:VAL:HG11	2.00	0.43
3:KK:109:ARG:HE	3:KK:110:THR:HG23	1.83	0.43
3:KK:122:ILE:HA	3:MH:109:ARG:NH2	2.33	0.43
3:LB:121:LEU:HA	3:LB:124:ALA:HB3	2.00	0.43
3:LJ:44:LEU:O	3:LJ:44:LEU:HG	2.18	0.43
3:MA:118:SER:OG	3:MA:119:PRO:HD2	2.18	0.43
3:MJ:30:ASN:OD1	3:MJ:32:VAL:HG23	2.18	0.43
3:MJ:131:ALA:O	3:MJ:132:TYR:CD1	2.71	0.43
3:NE:11:ILE:CG2	3:NE:17:GLN:HB3	2.48	0.43

Continued on next page...

Continued from previous page...

Atom-1	Atom-2	Interatomic distance (Å)	Clash overlap (Å)
3:NF:59:ARG:HB3	3:NF:61:ASN:OD1	2.19	0.43
1:A:100:A:H62	1:A:115:G:C5'	2.32	0.43
1:A:656:C:H2'	1:A:657:U:C6	2.53	0.43
1:A:710:A:C5	1:A:711:C:C5	3.06	0.43
1:A:721:G:C2	1:A:722:U:C4	3.06	0.43
1:A:1064:A:C8	1:A:1216:C:N4	2.87	0.43
1:A:1069:C:P	3:ID:59:ARG:HH21	2.41	0.43
1:A:1109:G:C2	1:A:1110:A:C8	3.07	0.43
1:A:1335:A:N7	1:A:1583:U:O2'	2.48	0.43
1:A:1381:G:C2	1:A:1558:C:C2	3.06	0.43
1:A:1400:U:C5	1:A:1401:C:C5	3.06	0.43
1:A:1423:U:O3'	1:A:1424:A:C2	2.70	0.43
1:A:1539:C:H2'	1:A:1540:A:C8	2.54	0.43
1:A:1774:G:N1	1:A:1775:G:C5	2.87	0.43
1:A:1912:A:H2'	1:A:1913:U:O4'	2.19	0.43
1:A:1930:A:C2	1:A:1990:G:C2	3.06	0.43
1:A:2163:U:C2	1:A:2164:C:C6	3.07	0.43
1:A:2316:G:C2	1:A:2317:U:C6	3.07	0.43
1:A:2389:C:N4	1:A:2390:A:H62	2.15	0.43
1:A:2865:A:H5'	1:A:2890:C:N3	2.32	0.43
1:A:2870:U:H2'	1:A:2871:G:C8	2.53	0.43
1:A:3471:G:H1'	1:A:3514:U:C4	2.53	0.43
1:A:3481:A:H2'	1:A:3482:U:O4'	2.18	0.43
1:A:3547:A:H2'	1:A:3548:G:C1'	2.48	0.43
1:A:3761:U:H2'	1:A:3762:G:O4'	2.19	0.43
1:A:3767:C:O2	1:A:3769:U:O4	2.36	0.43
3:B:32:VAL:HG22	3:B:51:SER:HB2	2.00	0.43
3:BA:120:LEU:HD22	3:BA:120:LEU:N	2.34	0.43
3:BB:68:ILE:CG2	3:MA:111:GLU:OE2	2.66	0.43
3:BB:128:LEU:CD2	3:MA:62:TYR:CD2	3.00	0.43
3:BK:55:PRO:HG3	3:BK:62:TYR:CE1	2.54	0.43
3:BL:7:THR:C	3:BL:8:LEU:HD22	2.38	0.43
3:BL:19:LEU:HD11	3:CG:107:PHE:CZ	2.54	0.43
3:BM:1:ALA:HB1	3:DJ:131:ALA:HA	2.01	0.43
3:CB:41:VAL:N	3:CB:42:PRO:CD	2.80	0.43
3:CF:11:ILE:HG13	3:GM:110:THR:CG2	2.48	0.43
3:CN:20:VAL:C	3:CN:21:LEU:HD22	2.39	0.43
3:DE:102:ASP:OD1	3:DE:102:ASP:C	2.56	0.43
3:DF:60:LYS:HB2	3:DF:61:ASN:CB	2.48	0.43
3:DG:106:ALA:O	3:DG:109:ARG:HG2	2.18	0.43
3:DH:37:GLN:CB	3:DH:45:GLU:OE2	2.64	0.43

Continued on next page...

Continued from previous page...

Atom-1	Atom-2	Interatomic distance (Å)	Clash overlap (Å)
3:EE:54:GLN:OE1	3:EE:62:TYR:HE2	2.02	0.43
3:EF:55:PRO:HG3	3:EF:62:TYR:CZ	2.53	0.43
3:EI:59:ARG:HG2	3:EI:60:LYS:H	1.84	0.43
3:EJ:41:VAL:N	3:EJ:42:PRO:CD	2.82	0.43
3:EJ:62:TYR:OH	3:EK:42:PRO:HB3	2.19	0.43
3:FE:110:THR:HG21	3:KI:12:GLY:O	2.19	0.43
3:FK:102:ASP:OD2	3:FL:40:ALA:HA	2.18	0.43
3:FL:2:LYS:CE	3:HD:132:TYR:OXT	2.67	0.43
3:FL:46:LYS:HE3	3:HD:107:PHE:CE2	2.54	0.43
3:FL:91:ASP:OD1	3:FL:91:ASP:N	2.50	0.43
3:FL:132:TYR:CG	3:HB:26:VAL:HG12	2.54	0.43
3:GE:48:VAL:HG22	3:GE:68:ILE:CD1	2.46	0.43
3:GF:126:ASP:HB3	3:GF:127:GLN:OE1	2.18	0.43
3:GH:10:ASN:OD1	3:GH:15:GLY:C	2.56	0.43
3:GK:128:LEU:HD11	3:JA:105:ARG:NE	2.34	0.43
3:HB:92:VAL:HG12	3:HB:94:PHE:CE1	2.53	0.43
3:HC:14:ASP:O	3:HC:16:LYS:NZ	2.42	0.43
3:HE:131:ALA:C	3:HE:132:TYR:HD1	2.22	0.43
3:HG:118:SER:O	3:HG:122:ILE:HG13	2.17	0.43
3:HI:3:LEU:HD21	3:II:131:ALA:O	2.18	0.43
3:HJ:55:PRO:HB2	3:HJ:60:LYS:HD3	2.01	0.43
3:IB:11:ILE:HG23	3:IB:17:GLN:HB2	2.01	0.43
3:IB:125:ILE:CG2	3:IB:126:ASP:N	2.82	0.43
3:II:18:THR:O	3:II:19:LEU:HD22	2.19	0.43
3:II:98:GLN:NE2	3:IJ:43:ALA:HB2	2.34	0.43
3:IJ:8:LEU:HA	3:IJ:8:LEU:HD23	1.77	0.43
3:JJ:122:ILE:HG13	3:JJ:123:ASP:N	2.33	0.43
3:JN:3:LEU:HD11	3:JN:33:ALA:HB1	2.01	0.43
3:JN:125:ILE:O	3:JN:128:LEU:CD1	2.67	0.43
3:KB:27:ASN:O	3:KB:31:GLY:N	2.51	0.43
3:KC:23:PRO:HA	3:KC:35:LEU:CD2	2.48	0.43
3:KC:49:THR:OG1	3:KC:67:LYS:HB3	2.17	0.43
3:KH:101:THR:O	3:KH:105:ARG:HG3	2.19	0.43
3:KJ:52:VAL:HG22	3:LE:130:PRO:HA	2.00	0.43
3:LA:126:ASP:H	3:MD:109:ARG:NH2	2.17	0.43
3:LF:42:PRO:HA	3:LF:45:GLU:CG	2.48	0.43
3:LL:19:LEU:HD21	3:MB:107:PHE:CE1	2.54	0.43
3:MA:41:VAL:N	3:MA:42:PRO:CD	2.82	0.43
3:MG:56:SER:OG	3:MG:59:ARG:HB2	2.19	0.43
3:MG:56:SER:O	3:MG:59:ARG:O	2.37	0.43
3:MN:79:SER:O	3:MN:80:CYS:CB	2.67	0.43

Continued on next page...

Continued from previous page...

Atom-1	Atom-2	Interatomic distance (Å)	Clash overlap (Å)
3:NG:11:ILE:CG2	3:NG:17:GLN:HB2	2.48	0.43
3:NI:21:LEU:HB3	3:NI:35:LEU:HB3	2.01	0.43
3:NJ:52:VAL:CG1	3:NJ:64:VAL:HG22	2.43	0.43
1:A:270:C:H2'	1:A:271:G:N7	2.33	0.43
1:A:388:A:H2'	1:A:389:A:C8	2.53	0.43
1:A:532:A:P	3:DI:59:ARG:HH22	2.41	0.43
1:A:797:A:C2	1:A:821:A:N6	2.87	0.43
1:A:895:G:N7	1:A:900:C:P	2.92	0.43
1:A:1080:U:H2'	1:A:1081:A:C1'	2.49	0.43
1:A:1191:U:H2'	1:A:1192:G:H8	1.83	0.43
1:A:1216:C:H2'	1:A:1218:U:O4	2.19	0.43
1:A:1312:G:OP2	3:GM:63:LYS:CE	2.66	0.43
1:A:1371:G:O2'	3:GN:57:ARG:CZ	2.66	0.43
1:A:1623:A:OP1	3:IL:57:ARG:NH1	2.52	0.43
1:A:1769:C:H2'	1:A:1770:U:C6	2.54	0.43
1:A:1944:G:H3'	1:A:1945:A:O4'	2.19	0.43
1:A:2014:C:H2'	1:A:2015:G:C8	2.54	0.43
1:A:2214:G:O2'	1:A:2215:G:O5'	2.36	0.43
1:A:2240:U:H2'	1:A:2241:C:O4'	2.18	0.43
1:A:2539:C:H2'	1:A:2540:G:C8	2.54	0.43
1:A:2606:U:O3'	3:EI:59:ARG:NH1	2.52	0.43
1:A:2677:G:C2	1:A:2775:G:N1	2.86	0.43
1:A:2803:A:H2'	1:A:2804:C:C6	2.53	0.43
1:A:2906:G:H2'	1:A:2907:U:O4'	2.19	0.43
1:A:3024:G:C6	1:A:3060:G:C6	3.06	0.43
1:A:3271:G:C2	1:A:3272:G:C5	3.07	0.43
1:A:3343:U:H2'	1:A:3344:C:C6	2.53	0.43
1:A:3394:A:OP2	1:A:3394:A:C8	2.72	0.43
1:A:3555:U:O2'	1:A:3556:A:C5'	2.67	0.43
1:A:3887:C:H2'	1:A:3888:C:C6	2.54	0.43
1:A:3897:C:H2'	1:A:3898:G:O4'	2.18	0.43
1:A:3999:C:C2'	1:A:4000:C:O4'	2.66	0.43
1:A:4131:G:P	3:FI:59:ARG:HH22	2.42	0.43
1:A:4141:G:H8	1:A:4141:G:O5'	2.01	0.43
3:BB:52:VAL:HG11	3:MA:130:PRO:HG3	2.01	0.43
3:BD:25:GLY:N	3:IN:129:ASN:OD1	2.52	0.43
3:BD:27:ASN:O	3:BD:31:GLY:N	2.49	0.43
3:BG:25:GLY:HA3	3:HM:130:PRO:O	2.18	0.43
3:BH:47:ARG:HB2	3:BH:69:GLN:HG2	2.00	0.43
3:BL:109:ARG:HD3	3:CG:116:LEU:O	2.19	0.43
3:BM:128:LEU:HD12	3:BM:128:LEU:N	2.33	0.43

Continued on next page...

Continued from previous page...

Atom-1	Atom-2	Interatomic distance (Å)	Clash overlap (Å)
3:CA:11:ILE:HD12	3:DH:110:THR:OG1	2.17	0.43
3:CA:23:PRO:HA	3:CA:35:LEU:CD2	2.49	0.43
3:CA:24:ARG:HB2	3:CA:34:SER:OG	2.19	0.43
3:CA:62:TYR:OH	3:CA:98:GLN:NE2	2.49	0.43
3:CD:32:VAL:HG12	3:CD:51:SER:CB	2.48	0.43
3:CF:11:ILE:HG21	3:CF:19:LEU:CD2	2.49	0.43
3:CF:49:THR:OG1	3:CF:67:LYS:HB2	2.19	0.43
3:CF:62:TYR:CG	3:GM:128:LEU:CD2	3.02	0.43
3:CH:115:LEU:O	3:CH:121:LEU:HD13	2.18	0.43
3:CK:32:VAL:HG22	3:CK:51:SER:HB3	2.00	0.43
3:CK:84:VAL:CG1	3:CK:87:GLN:OE1	2.67	0.43
3:CM:3:LEU:HD12	3:CM:23:PRO:CB	2.49	0.43
3:CN:13:LYS:CE	3:DD:103:GLU:HG2	2.48	0.43
3:CN:49:THR:OG1	3:CN:67:LYS:HB2	2.18	0.43
3:DA:79:SER:O	3:DA:80:CYS:CB	2.66	0.43
3:DB:24:ARG:HA	3:MM:130:PRO:CG	2.49	0.43
3:DC:81:ASP:OD2	3:DE:99:TYR:CE2	2.72	0.43
3:DE:55:PRO:CB	3:DE:60:LYS:HD3	2.49	0.43
3:DF:21:LEU:HD13	3:DF:36:SER:C	2.38	0.43
3:DG:58:ASN:OD1	3:DG:59:ARG:HG2	2.19	0.43
3:DG:109:ARG:CD	3:EJ:122:ILE:HD12	2.49	0.43
3:DL:102:ASP:OD1	3:DL:102:ASP:N	2.51	0.43
3:ED:24:ARG:HA	3:ED:24:ARG:CZ	2.48	0.43
3:ED:81:ASP:OD2	3:EF:99:TYR:CD2	2.72	0.43
3:ED:114:ALA:HB1	3:EH:8:LEU:CD1	2.49	0.43
3:ED:122:ILE:CG2	3:EH:109:ARG:NH1	2.76	0.43
3:EE:67:LYS:HZ3	3:EE:89:TYR:CB	2.31	0.43
3:EF:55:PRO:HB2	3:EF:60:LYS:HD2	2.00	0.43
3:EG:19:LEU:HD21	3:EG:21:LEU:HD21	2.01	0.43
3:EG:119:PRO:O	3:EG:122:ILE:HG12	2.18	0.43
3:EI:8:LEU:HD22	3:EI:8:LEU:N	2.34	0.43
3:EL:77:ASN:OD1	3:EL:77:ASN:O	2.37	0.43
3:FB:19:LEU:HG	3:FB:37:GLN:OE1	2.18	0.43
3:FB:110:THR:HB	3:LJ:11:ILE:HG13	1.99	0.43
3:FC:121:LEU:CD1	3:GB:66:VAL:HG21	2.48	0.43
3:FE:13:LYS:NZ	3:KI:102:ASP:OD2	2.48	0.43
3:FH:123:ASP:HB3	3:FH:129:ASN:HD21	1.83	0.43
3:FI:119:PRO:O	3:FI:122:ILE:HB	2.19	0.43
3:FJ:101:THR:HB	3:FJ:103:GLU:HG2	2.00	0.43
3:FK:132:TYR:OH	3:KE:132:TYR:CE2	2.71	0.43
3:FL:55:PRO:HG3	3:FL:62:TYR:CZ	2.53	0.43

Continued on next page...

Continued from previous page...

Atom-1	Atom-2	Interatomic distance (Å)	Clash overlap (Å)
3:GD:107:PHE:CE1	3:KF:17:GLN:NE2	2.87	0.43
3:GG:53:SER:O	3:GG:59:ARG:NH2	2.52	0.43
3:GG:106:ALA:HB3	3:JE:13:LYS:HE3	1.98	0.43
3:GG:119:PRO:O	3:GG:122:ILE:HG12	2.19	0.43
3:GL:2:LYS:O	3:GL:4:GLU:OE1	2.36	0.43
3:GL:91:ASP:OD2	3:HG:93:THR:HB	2.18	0.43
3:HA:48:VAL:O	3:HA:48:VAL:HG13	2.17	0.43
3:HB:56:SER:O	3:HB:59:ARG:O	2.37	0.43
3:HC:6:VAL:HG12	3:HC:8:LEU:HD22	2.00	0.43
3:HG:84:VAL:O	3:HG:84:VAL:HG13	2.19	0.43
3:HI:34:SER:C	3:HI:35:LEU:HD22	2.39	0.43
3:HI:68:ILE:HG23	3:II:111:GLU:OE2	2.18	0.43
3:IB:32:VAL:O	3:IB:32:VAL:HG23	2.19	0.43
3:IC:27:ASN:OD1	3:IC:29:THR:N	2.50	0.43
3:IC:99:TYR:OH	3:ID:84:VAL:HG12	2.18	0.43
3:IC:128:LEU:HD11	3:JN:105:ARG:NE	2.34	0.43
3:IC:130:PRO:CA	3:JN:52:VAL:HG21	2.49	0.43
3:ID:54:GLN:OE1	3:ID:55:PRO:HD2	2.18	0.43
3:IE:56:SER:HG	3:IE:61:ASN:CG	2.19	0.43
3:IL:24:ARG:HB2	3:IL:34:SER:OG	2.19	0.43
3:JA:54:GLN:HB3	3:JA:55:PRO:HD2	2.00	0.43
3:JI:32:VAL:HG12	3:JI:51:SER:CB	2.49	0.43
3:JM:56:SER:OG	3:JM:57:ARG:N	2.52	0.43
3:KC:37:GLN:C	3:KC:45:GLU:OE2	2.57	0.43
3:KC:79:SER:O	3:KC:80:CYS:CB	2.66	0.43
3:KG:49:THR:HB	3:KG:67:LYS:CG	2.48	0.43
3:KK:59:ARG:CG	3:KK:63:LYS:HG2	2.48	0.43
3:KM:122:ILE:HG13	3:MF:109:ARG:HH22	1.83	0.43
3:LB:32:VAL:HG12	3:LB:51:SER:HB3	2.00	0.43
3:LD:79:SER:O	3:LD:80:CYS:CB	2.66	0.43
3:LE:32:VAL:HG12	3:LE:51:SER:HB2	2.00	0.43
3:MC:111:GLU:CA	3:NJ:11:ILE:HD11	2.49	0.43
3:MJ:11:ILE:HG21	3:MJ:19:LEU:HD23	2.00	0.43
3:MJ:55:PRO:HD3	3:MJ:62:TYR:CD2	2.54	0.43
3:MM:41:VAL:N	3:MM:42:PRO:CD	2.81	0.43
3:NB:100:SER:OG	3:NB:105:ARG:NH1	2.52	0.43
3:ND:101:THR:HG23	3:ND:104:GLU:H	1.83	0.43
3:NG:14:ASP:OD1	3:NG:14:ASP:N	2.51	0.43
3:NH:52:VAL:O	3:NH:52:VAL:CG2	2.66	0.43
1:A:189:U:OP1	1:A:260:A:C8	2.72	0.43
1:A:268:A:H2'	1:A:269:C:H6	1.84	0.43

Continued on next page...

Continued from previous page...

Atom-1	Atom-2	Interatomic distance (Å)	Clash overlap (Å)
1:A:276:G:C2	1:A:296:G:O6	2.71	0.43
1:A:435:G:H8	1:A:435:G:OP2	2.02	0.43
1:A:846:G:H22	1:A:847:A:H62	1.65	0.43
1:A:986:A:C6	1:A:1024:G:C6	3.07	0.43
1:A:1062:A:C2'	1:A:1063:C:O4'	2.66	0.43
1:A:1366:C:H2'	1:A:1367:U:C6	2.54	0.43
1:A:1493:C:H2'	1:A:1494:G:C8	2.54	0.43
1:A:1656:G:O6	1:A:1657:A:N6	2.52	0.43
1:A:1747:C:H2'	1:A:1748:A:C8	2.54	0.43
1:A:1999:G:O4'	3:GI:56:SER:HA	2.19	0.43
1:A:2030:U:C4	1:A:2031:G:N7	2.86	0.43
1:A:2034:A:C2	1:A:2127:G:O6	2.72	0.43
1:A:2051:U:H1'	1:A:2053:A:H61	1.84	0.43
1:A:2246:C:C3'	3:HF:47:ARG:HH12	2.32	0.43
1:A:2249:C:O2	1:A:2250:G:O6	2.37	0.43
1:A:2274:A:H2'	1:A:2275:C:O4'	2.18	0.43
1:A:2317:U:O2	1:A:2317:U:H2'	2.18	0.43
1:A:2429:A:O2'	1:A:2892:C:H4'	2.19	0.43
1:A:2484:C:N4	1:A:2590:A:H61	2.16	0.43
1:A:2557:A:O3'	1:A:2558:U:O4'	2.37	0.43
1:A:2723:C:C1'	1:A:2807:C:O2'	2.66	0.43
1:A:2810:A:H2'	1:A:2812:U:OP2	2.19	0.43
1:A:2914:U:C2	1:A:2929:C:O2	2.72	0.43
1:A:3123:C:N4	1:A:3124:A:N6	2.66	0.43
1:A:3205:C:O5'	1:A:3205:C:H6	2.01	0.43
1:A:3618:A:O3'	1:A:3619:U:O4'	2.35	0.43
1:A:3714:C:O2	1:A:3723:C:N4	2.52	0.43
1:A:3716:U:H3'	1:A:3718:A:OP2	2.18	0.43
1:A:3759:G:O6	3:FD:58:ASN:CG	2.56	0.43
1:A:3808:G:O3'	3:KH:57:ARG:C	2.57	0.43
1:A:3930:C:C4	1:A:3931:U:C4	3.06	0.43
1:A:4095:A:O2'	1:A:4097:G:OP2	2.35	0.43
1:A:4098:G:N1	1:A:4123:C:N3	2.66	0.43
1:A:4138:U:H2'	1:A:4139:A:C8	2.54	0.43
1:A:4164:U:O5'	1:A:4164:U:H6	2.01	0.43
3:B:8:LEU:HD21	3:B:11:ILE:CD1	2.34	0.43
3:BA:24:ARG:HD2	3:ND:129:ASN:HD21	1.83	0.43
3:BC:97:THR:HG21	3:ND:86:ARG:HG3	2.00	0.43
3:BC:108:VAL:O	3:BC:111:GLU:HG3	2.19	0.43
3:BD:55:PRO:HD3	3:BD:62:TYR:CE2	2.54	0.43
3:BD:132:TYR:O	3:JB:2:LYS:CE	2.67	0.43

Continued on next page...

Continued from previous page...

Atom-1	Atom-2	Interatomic distance (Å)	Clash overlap (Å)
3:BF:116:LEU:HG	3:IN:113:ALA:HB2	2.00	0.43
3:BF:132:TYR:OXT	3:IN:2:LYS:HA	2.19	0.43
3:BI:132:TYR:HD1	3:HM:26:VAL:CG1	2.31	0.43
3:BK:53:SER:HB3	3:BK:63:LYS:HE2	2.01	0.43
3:BL:8:LEU:HD22	3:BL:8:LEU:N	2.33	0.43
3:BL:56:SER:O	3:BL:60:LYS:CD	2.66	0.43
3:BL:56:SER:O	3:BL:60:LYS:HD2	2.19	0.43
3:BL:71:PRO:O	3:BL:72:THR:OG1	2.28	0.43
3:BL:103:GLU:CA	3:CG:13:LYS:HZ2	2.31	0.43
3:BL:128:LEU:CD2	3:CG:62:TYR:HD2	2.30	0.43
3:CA:51:SER:OG	3:CA:65:GLN:OE1	2.14	0.43
3:CB:54:GLN:HA	3:CB:62:TYR:CD1	2.53	0.43
3:CC:74:CYS:SG	3:DG:79:SER:O	2.76	0.43
3:CC:96:PHE:HB3	3:CC:100:SER:OG	2.19	0.43
3:CF:3:LEU:CD2	3:GM:131:ALA:HB1	2.48	0.43
3:CF:122:ILE:CD1	3:GM:109:ARG:NH1	2.82	0.43
3:CK:58:ASN:O	3:CK:59:ARG:CZ	2.66	0.43
3:CL:122:ILE:CD1	3:HH:109:ARG:CZ	2.96	0.43
3:DC:56:SER:O	3:DC:59:ARG:O	2.37	0.43
3:DC:126:ASP:HB2	3:DC:127:GLN:OE1	2.18	0.43
3:DF:13:LYS:CD	3:DF:13:LYS:H	2.31	0.43
3:DG:74:CYS:HA	3:EK:80:CYS:HB3	2.00	0.43
3:DM:13:LYS:NZ	3:EM:103:GLU:CB	2.82	0.43
3:DM:115:LEU:HD22	3:EM:8:LEU:CD1	2.48	0.43
3:EA:60:LYS:HB2	3:EA:61:ASN:HB3	2.01	0.43
3:EB:79:SER:O	3:EB:80:CYS:CB	2.66	0.43
3:ED:99:TYR:CZ	3:EE:43:ALA:HB1	2.54	0.43
3:EI:24:ARG:HB2	3:EI:34:SER:OG	2.18	0.43
3:EL:14:ASP:OD1	3:EL:15:GLY:N	2.52	0.43
3:EN:115:LEU:CD2	3:EN:121:LEU:HD11	2.48	0.43
3:FA:102:ASP:N	3:FA:102:ASP:OD1	2.52	0.43
3:FB:102:ASP:HB2	3:LJ:126:ASP:O	2.18	0.43
3:FC:101:THR:O	3:FC:105:ARG:HG3	2.19	0.43
3:FC:107:PHE:CE2	3:FC:111:GLU:OE1	2.72	0.43
3:FE:52:VAL:O	3:FE:52:VAL:CG2	2.64	0.43
3:FG:55:PRO:CG	3:FG:60:LYS:HD2	2.49	0.43
3:FG:125:ILE:O	3:FG:128:LEU:HD23	2.19	0.43
3:FL:13:LYS:NZ	3:HD:103:GLU:HA	2.33	0.43
3:FL:52:VAL:CG2	3:HD:130:PRO:HA	2.48	0.43
3:GA:32:VAL:HG12	3:GA:51:SER:HB2	2.01	0.43
3:GE:86:ARG:O	3:GE:87:GLN:NE2	2.52	0.43

Continued on next page...

Continued from previous page...

Atom-1	Atom-2	Interatomic distance (Å)	Clash overlap (Å)
3:GE:111:GLU:N	3:HE:11:ILE:HD11	2.33	0.43
3:GG:93:THR:O	3:JE:91:ASP:OD2	2.36	0.43
3:GI:56:SER:N	3:GI:60:LYS:HA	2.33	0.43
3:GJ:130:PRO:HB3	3:GN:52:VAL:HG12	2.00	0.43
3:GL:73:ALA:HB1	3:GL:83:SER:O	2.19	0.43
3:HD:4:GLU:OE1	3:HD:5:THR:O	2.37	0.43
3:HE:97:THR:N	3:HE:100:SER:HG	2.17	0.43
3:HK:81:ASP:O	3:HK:81:ASP:OD1	2.36	0.43
3:IA:55:PRO:HD3	3:IA:62:TYR:CE2	2.53	0.43
3:IB:86:ARG:CZ	3:IK:100:SER:HA	2.48	0.43
3:ID:62:TYR:OH	3:IE:42:PRO:HB2	2.19	0.43
3:IF:41:VAL:O	3:IF:44:LEU:N	2.43	0.43
3:IF:125:ILE:CD1	3:NI:64:VAL:HG11	2.49	0.43
3:IG:1:ALA:HB3	3:JJ:131:ALA:HA	2.01	0.43
3:IL:4:GLU:OE1	3:IL:5:THR:O	2.37	0.43
3:IM:30:ASN:OD1	3:IM:32:VAL:HG23	2.19	0.43
3:JA:120:LEU:HD23	3:JA:121:LEU:N	2.34	0.43
3:JC:126:ASP:HB2	3:JC:127:GLN:OE1	2.18	0.43
3:JD:41:VAL:HG13	3:JD:44:LEU:HD11	1.99	0.43
3:JE:32:VAL:HG13	3:JE:50:VAL:O	2.19	0.43
3:JF:132:TYR:OXT	3:KA:2:LYS:HA	2.19	0.43
3:KB:34:SER:O	3:KB:35:LEU:HD12	2.19	0.43
3:KC:102:ASP:OD1	3:KC:103:GLU:OE1	2.37	0.43
3:KG:55:PRO:HB3	3:KG:60:LYS:HB3	2.01	0.43
3:KH:11:ILE:HD11	3:KL:107:PHE:O	2.18	0.43
3:KJ:112:LEU:HD21	3:LE:92:VAL:HG21	1.99	0.43
3:KM:126:ASP:O	3:KM:127:GLN:NE2	2.51	0.43
3:LC:32:VAL:HG22	3:LC:51:SER:HB3	2.01	0.43
3:LF:11:ILE:HG13	3:LF:17:GLN:HB2	2.00	0.43
3:LG:106:ALA:HB3	3:MG:13:LYS:HE3	2.01	0.43
3:LJ:22:ASN:O	3:LJ:35:LEU:HD23	2.18	0.43
3:LL:49:THR:OG1	3:LL:67:LYS:HB2	2.19	0.43
3:LL:52:VAL:O	3:LL:52:VAL:HG13	2.18	0.43
3:LL:107:PHE:CD2	3:MB:46:LYS:NZ	2.87	0.43
3:LN:74:CYS:SG	3:LN:74:CYS:O	2.77	0.43
3:LN:102:ASP:O	3:MI:13:LYS:CE	2.67	0.43
3:MD:122:ILE:HG13	3:MD:123:ASP:N	2.34	0.43
3:ML:55:PRO:HB3	3:ML:60:LYS:HG3	2.00	0.43
3:NG:24:ARG:HA	3:NG:24:ARG:NE	2.34	0.43
3:NG:125:ILE:CG2	3:NG:126:ASP:N	2.81	0.43
1:A:544:G:C2	1:A:545:G:N7	2.87	0.43

Continued on next page...

Continued from previous page...

Atom-1	Atom-2	Interatomic distance (Å)	Clash overlap (Å)
1:A:851:G:N2	1:A:853:G:OP1	2.52	0.43
1:A:865:G:O2'	1:A:866:A:O4'	2.30	0.43
1:A:975:C:N4	1:A:976:A:H62	2.17	0.43
1:A:1013:A:H2'	1:A:1014:C:O4'	2.18	0.43
1:A:1043:U:H2'	1:A:1044:U:C2	2.54	0.43
1:A:1078:C:N4	1:A:1079:A:N6	2.66	0.43
1:A:1104:U:C4	3:NH:58:ASN:OD1	2.71	0.43
1:A:1433:U:H2'	1:A:1434:A:C5	2.54	0.43
1:A:1450:U:C2	1:A:1451:U:C5	3.07	0.43
1:A:1672:G:N2	1:A:1743:U:N3	2.66	0.43
1:A:1794:A:N3	1:A:1794:A:O5'	2.51	0.43
1:A:1838:U:C2	1:A:1839:A:C8	3.07	0.43
1:A:1865:A:N6	1:A:1890:A:C6	2.87	0.43
1:A:1897:G:N7	1:A:2019:C:OP1	2.51	0.43
1:A:2044:U:C2	1:A:2120:A:O2'	2.68	0.43
1:A:2236:G:H2'	1:A:2237:C:H6	1.84	0.43
1:A:2328:G:N1	1:A:2343:A:H2	2.17	0.43
1:A:2403:G:C5	1:A:2404:C:C6	3.07	0.43
1:A:2630:G:C6	1:A:2631:G:C5	3.06	0.43
1:A:2778:C:H3'	1:A:2779:C:C6	2.54	0.43
1:A:3044:U:C5	1:A:3045:U:H1'	2.54	0.43
1:A:3174:C:N3	1:A:3175:U:O4	2.52	0.43
1:A:3392:G:H2'	1:A:3393:G:C8	2.54	0.43
1:A:3542:C:N4	3:GD:58:ASN:O	2.50	0.43
1:A:3709:U:C2	1:A:3728:A:C2	3.07	0.43
1:A:3724:U:OP1	3:ML:56:SER:HB3	2.19	0.43
1:A:3941:A:H2'	1:A:3942:U:H6	1.84	0.43
1:A:3995:U:O2	1:A:3995:U:H5''	2.17	0.43
1:A:4008:A:C4	1:A:4009:U:C6	3.07	0.43
3:B:47:ARG:HB3	3:B:69:GLN:HB2	2.01	0.43
3:BA:32:VAL:HG22	3:BA:51:SER:OG	2.18	0.43
3:BA:60:LYS:CB	3:BA:61:ASN:HB3	2.48	0.43
3:BA:101:THR:OG1	3:BA:104:GLU:HG2	2.19	0.43
3:BA:128:LEU:HD11	3:MK:105:ARG:NE	2.34	0.43
3:BC:128:LEU:O	3:NB:24:ARG:NH2	2.43	0.43
3:BF:91:ASP:OD1	3:IN:93:THR:HB	2.18	0.43
3:BF:123:ASP:O	3:BF:123:ASP:OD1	2.36	0.43
3:BK:19:LEU:HD11	3:BK:37:GLN:HG3	2.00	0.43
3:BK:45:GLU:OE2	3:BK:46:LYS:O	2.36	0.43
3:BK:86:ARG:HH22	3:HK:101:THR:HG23	1.82	0.43
3:BL:50:VAL:HG22	3:BL:66:VAL:HG22	2.01	0.43

Continued on next page...

Continued from previous page...

Atom-1	Atom-2	Interatomic distance (Å)	Clash overlap (Å)
3:CD:6:VAL:HG12	3:CD:8:LEU:CD2	2.49	0.43
3:CE:123:ASP:OD1	3:CE:123:ASP:O	2.36	0.43
3:CF:59:ARG:HG2	3:CF:61:ASN:O	2.18	0.43
3:CG:8:LEU:N	3:CG:8:LEU:CD1	2.81	0.43
3:CJ:130:PRO:HD2	3:HH:25:GLY:H	1.84	0.43
3:CN:120:LEU:HD22	3:CN:121:LEU:HD23	2.01	0.43
3:DB:68:ILE:HD11	3:DK:111:GLU:CD	2.40	0.43
3:DH:22:ASN:N	3:DH:36:SER:O	2.38	0.43
3:DK:118:SER:O	3:DK:122:ILE:HG13	2.18	0.43
3:DL:3:LEU:HD23	3:MN:132:TYR:CA	2.48	0.43
3:DM:21:LEU:CD2	3:DM:48:VAL:HG21	2.49	0.43
3:DM:115:LEU:C	3:DM:121:LEU:HD12	2.38	0.43
3:DM:122:ILE:HG12	3:EM:109:ARG:HH12	1.84	0.43
3:EA:58:ASN:OD1	3:EA:59:ARG:HG2	2.18	0.43
3:ED:115:LEU:O	3:ED:121:LEU:HD13	2.19	0.43
3:ED:122:ILE:HG13	3:ED:123:ASP:N	2.34	0.43
3:EF:42:PRO:CA	3:EF:45:GLU:OE1	2.67	0.43
3:EI:11:ILE:O	3:EI:17:GLN:OE1	2.37	0.43
3:EI:128:LEU:HD12	3:GA:105:ARG:NH1	2.33	0.43
3:EK:14:ASP:OD1	3:EK:15:GLY:N	2.52	0.43
3:EN:101:THR:OG1	3:EN:104:GLU:HG2	2.18	0.43
3:FA:119:PRO:HA	3:FA:122:ILE:HB	2.00	0.43
3:FE:68:ILE:HD11	3:KI:111:GLU:CG	2.48	0.43
3:FI:74:CYS:SG	3:FI:74:CYS:O	2.77	0.43
3:FL:53:SER:OG	3:FL:63:LYS:HB2	2.19	0.43
3:GE:99:TYR:C	3:HE:86:ARG:NH1	2.72	0.43
3:GG:59:ARG:HG2	3:GG:60:LYS:N	2.34	0.43
3:GH:43:ALA:C	3:GH:44:LEU:HD12	2.39	0.43
3:GH:48:VAL:HG22	3:GH:68:ILE:HD12	1.99	0.43
3:GL:111:GLU:CD	3:HG:19:LEU:HD22	2.38	0.43
3:GM:123:ASP:OD2	3:GM:129:ASN:ND2	2.52	0.43
3:HA:109:ARG:HH11	3:HA:109:ARG:HG2	1.84	0.43
3:HC:54:GLN:HB3	3:HC:55:PRO:CD	2.48	0.43
3:HD:117:ALA:O	3:HD:122:ILE:HD11	2.19	0.43
3:HH:54:GLN:O	3:HH:59:ARG:CD	2.67	0.43
3:HH:130:PRO:HB2	3:HH:132:TYR:CD1	2.54	0.43
3:HJ:55:PRO:HG3	3:HJ:62:TYR:CE2	2.53	0.43
3:HL:11:ILE:CG2	3:HL:17:GLN:HB2	2.49	0.43
3:HN:41:VAL:N	3:HN:42:PRO:CD	2.82	0.43
3:IC:45:GLU:HB3	3:IC:71:PRO:HG2	2.01	0.43
3:IF:72:THR:HB	3:IF:86:ARG:HB2	2.00	0.43

Continued on next page...

Continued from previous page...

Atom-1	Atom-2	Interatomic distance (Å)	Clash overlap (Å)
3:II:58:ASN:OD1	3:II:59:ARG:N	2.52	0.43
3:IJ:14:ASP:OD1	3:IJ:14:ASP:C	2.56	0.43
3:IM:64:VAL:HG11	3:JM:125:ILE:HD11	2.01	0.43
3:JB:92:VAL:HG11	3:JB:94:PHE:CZ	2.53	0.43
3:JD:98:GLN:HE21	3:JE:43:ALA:CA	2.32	0.43
3:JE:48:VAL:HG22	3:JE:68:ILE:CD1	2.48	0.43
3:JI:101:THR:O	3:JI:104:GLU:HG2	2.18	0.43
3:JK:128:LEU:HD23	3:KN:62:TYR:CD2	2.54	0.43
3:JM:37:GLN:OE1	3:JM:46:LYS:CE	2.66	0.43
3:JN:61:ASN:ND2	3:JN:96:PHE:O	2.52	0.43
3:KH:68:ILE:HD12	3:KL:111:GLU:OE2	2.19	0.43
3:KH:112:LEU:HD11	3:KL:92:VAL:CG2	2.48	0.43
3:KJ:11:ILE:HG23	3:KJ:17:GLN:HB2	2.01	0.43
3:KN:4:GLU:N	3:KN:4:GLU:OE1	2.52	0.43
3:KN:18:THR:C	3:KN:19:LEU:HD22	2.38	0.43
3:LA:4:GLU:OE1	3:LA:5:THR:O	2.37	0.43
3:LB:43:ALA:C	3:LB:44:LEU:HD22	2.39	0.43
3:LG:104:GLU:OE2	3:MG:86:ARG:NH2	2.49	0.43
3:LI:60:LYS:HB2	3:LI:61:ASN:HB2	2.00	0.43
3:LI:69:GLN:HG2	3:LI:87:GLN:NE2	2.33	0.43
3:LK:112:LEU:O	3:LK:116:LEU:HG	2.19	0.43
3:LM:121:LEU:HA	3:LM:124:ALA:HB3	2.01	0.43
3:MB:26:VAL:HG23	3:MB:33:ALA:N	2.33	0.43
3:MC:2:LYS:HA	3:NJ:132:TYR:OXT	2.18	0.43
3:ME:17:GLN:HG3	3:ME:18:THR:N	2.34	0.43
3:ME:99:TYR:N	3:ME:99:TYR:CD1	2.87	0.43
3:MF:22:ASN:OD1	3:NH:129:ASN:ND2	2.52	0.43
3:MJ:119:PRO:HA	3:MJ:122:ILE:CG1	2.48	0.43
3:MM:6:VAL:HG12	3:MM:8:LEU:HD21	2.00	0.43
3:NB:62:TYR:CE2	3:NB:98:GLN:OE1	2.72	0.43
3:NG:59:ARG:HG3	3:NG:61:ASN:OD1	2.18	0.43
3:NJ:91:ASP:OD1	3:NJ:91:ASP:C	2.57	0.43
1:A:11:U:C4	1:A:13:U:OP1	2.71	0.43
1:A:161:A:H2'	1:A:162:C:O4'	2.18	0.43
1:A:163:A:H2'	1:A:164:C:H6	1.83	0.43
1:A:490:A:H4'	3:HK:58:ASN:OD1	2.19	0.43
1:A:685:U:H2'	1:A:686:A:C8	2.54	0.43
1:A:1168:A:H2'	1:A:1169:A:O4'	2.18	0.43
1:A:1240:A:H1'	1:A:1243:C:C6	2.54	0.43
1:A:1311:C:H4'	3:GM:58:ASN:HB2	2.01	0.43
1:A:1425:A:H62	1:A:2603:A:H4'	1.83	0.43

Continued on next page...

Continued from previous page...

Atom-1	Atom-2	Interatomic distance (Å)	Clash overlap (Å)
1:A:1775:G:OP1	3:JB:59:ARG:HD2	2.19	0.43
1:A:1834:A:N7	1:A:1836:U:C6	2.86	0.43
1:A:2249:C:O3'	3:HE:57:ARG:CZ	2.67	0.43
1:A:2441:A:C6	1:A:2442:C:C4	3.07	0.43
1:A:2443:U:O4	1:A:2444:U:C5	2.72	0.43
1:A:2483:G:C2	1:A:2484:C:C2	3.07	0.43
1:A:2507:U:H2'	1:A:2507:U:O2	2.18	0.43
1:A:2511:U:C4	1:A:2512:C:C4	3.07	0.43
1:A:2521:C:C4	1:A:2522:G:C5	3.06	0.43
1:A:2651:G:H2'	1:A:2652:G:C8	2.54	0.43
1:A:2685:A:C2	1:A:2766:A:N1	2.87	0.43
1:A:2778:C:H2'	1:A:2779:C:O4'	2.18	0.43
1:A:2921:C:C5'	1:A:2922:A:OP2	2.67	0.43
1:A:2947:G:H2'	1:A:2948:A:C8	2.54	0.43
1:A:2949:A:N3	1:A:2951:U:O4	2.52	0.43
1:A:3039:A:H2'	1:A:3040:U:C5'	2.49	0.43
1:A:3215:G:C8	1:A:3216:C:N3	2.87	0.43
1:A:3248:U:H3'	1:A:3249:A:C5'	2.49	0.43
1:A:3263:A:C5	1:A:3264:C:C5	3.06	0.43
1:A:3267:A:O3'	1:A:3268:A:O4'	2.37	0.43
1:A:3771:G:P	3:LH:67:LYS:HZ3	2.42	0.43
1:A:4166:A:C6	1:A:4167:C:C4	3.06	0.43
3:BB:8:LEU:HD11	3:MA:114:ALA:CB	2.44	0.43
3:BB:47:ARG:HH11	3:BB:47:ARG:HG3	1.83	0.43
3:BB:48:VAL:HG11	3:MA:115:LEU:HD21	2.01	0.43
3:BB:99:TYR:C	3:MA:86:ARG:HH21	2.19	0.43
3:BD:128:LEU:HD23	3:JB:62:TYR:CD2	2.53	0.43
3:BF:99:TYR:O	3:IN:86:ARG:NH1	2.33	0.43
3:BF:130:PRO:HD2	3:IL:25:GLY:H	1.83	0.43
3:BG:92:VAL:HG22	3:IA:92:VAL:HG13	2.01	0.43
3:BJ:3:LEU:HG	3:BJ:23:PRO:CB	2.48	0.43
3:BN:80:CYS:HB3	3:DJ:74:CYS:HA	2.00	0.43
3:BN:121:LEU:HD12	3:BN:121:LEU:N	2.34	0.43
3:CD:8:LEU:HB2	3:CD:19:LEU:HB3	2.01	0.43
3:CI:125:ILE:CD1	3:DI:64:VAL:HG11	2.48	0.43
3:CJ:39:GLY:N	3:CJ:45:GLU:OE1	2.52	0.43
3:CL:57:ARG:O	3:CL:57:ARG:HD2	2.18	0.43
3:CN:120:LEU:CD2	3:CN:121:LEU:HD23	2.49	0.43
3:DC:8:LEU:HD22	3:EN:114:ALA:CB	2.48	0.43
3:DE:65:GLN:OE1	3:DE:65:GLN:HA	2.19	0.43
3:DE:84:VAL:O	3:DE:84:VAL:HG13	2.19	0.43

Continued on next page...

Continued from previous page...

Atom-1	Atom-2	Interatomic distance (Å)	Clash overlap (Å)
3:DE:118:SER:OG	3:DE:119:PRO:HD2	2.19	0.43
3:DM:79:SER:O	3:MN:74:CYS:SG	2.77	0.43
3:DM:98:GLN:HE21	3:DN:43:ALA:N	2.17	0.43
3:EA:106:ALA:HB2	3:LM:126:ASP:OD1	2.19	0.43
3:ED:60:LYS:HB2	3:ED:61:ASN:CB	2.49	0.43
3:EG:121:LEU:HD22	3:GC:66:VAL:HG21	2.00	0.43
3:EH:8:LEU:HD12	3:EH:8:LEU:HA	1.74	0.43
3:EK:2:LYS:CE	3:FM:132:TYR:O	2.66	0.43
3:EN:120:LEU:HD23	3:EN:120:LEU:C	2.40	0.43
3:FH:24:ARG:NH2	3:FH:34:SER:CB	2.82	0.43
3:FJ:103:GLU:C	3:HF:13:LYS:NZ	2.72	0.43
3:FL:46:LYS:CE	3:FL:70:ASN:OD1	2.66	0.43
3:FL:68:ILE:HD12	3:HD:112:LEU:CD1	2.49	0.43
3:FM:26:VAL:O	3:FM:26:VAL:HG13	2.19	0.43
3:FN:121:LEU:HD12	3:FN:124:ALA:HB3	2.01	0.43
3:GC:67:LYS:C	3:GC:68:ILE:HD12	2.40	0.43
3:GD:21:LEU:HD13	3:GD:48:VAL:HG21	2.00	0.43
3:GD:130:PRO:CG	3:KG:24:ARG:HA	2.48	0.43
3:GG:10:ASN:OD1	3:GG:15:GLY:HA3	2.19	0.43
3:GH:125:ILE:HG23	3:GH:126:ASP:H	1.82	0.43
3:GJ:52:VAL:O	3:GJ:54:GLN:NE2	2.52	0.43
3:GL:109:ARG:HH11	3:HG:122:ILE:HA	1.84	0.43
3:HD:65:GLN:HG2	3:HD:93:THR:HG22	2.00	0.43
3:HI:48:VAL:HG22	3:HI:68:ILE:CD1	2.49	0.43
3:HI:95:SER:O	3:HI:96:PHE:CD1	2.72	0.43
3:HJ:81:ASP:O	3:HJ:83:SER:N	2.52	0.43
3:HJ:121:LEU:HD12	3:HJ:121:LEU:N	2.33	0.43
3:IC:11:ILE:HG21	3:IC:19:LEU:HD23	2.00	0.43
3:IF:68:ILE:O	3:IF:68:ILE:HG23	2.19	0.43
3:IJ:109:ARG:NE	3:NE:122:ILE:CD1	2.82	0.43
3:JA:59:ARG:HE	3:JA:63:LYS:NZ	2.17	0.43
3:JE:48:VAL:HG22	3:JE:68:ILE:HD12	1.99	0.43
3:JG:41:VAL:N	3:JG:42:PRO:CD	2.82	0.43
3:JG:86:ARG:NH2	3:LD:101:THR:HG23	2.34	0.43
3:JH:75:THR:O	3:JH:75:THR:HG23	2.18	0.43
3:JL:60:LYS:HB2	3:JL:98:GLN:OE1	2.19	0.43
3:JM:27:ASN:O	3:JM:31:GLY:N	2.52	0.43
3:KC:103:GLU:C	3:LC:13:LYS:NZ	2.70	0.43
3:KD:27:ASN:CG	3:KD:29:THR:HG1	2.19	0.43
3:KN:27:ASN:OD1	3:KN:27:ASN:C	2.57	0.43
3:LK:107:PHE:O	3:LK:111:GLU:HG2	2.18	0.43

Continued on next page...

Continued from previous page...

Atom-1	Atom-2	Interatomic distance (Å)	Clash overlap (Å)
3:LN:103:GLU:HA	3:MI:13:LYS:HE2	2.01	0.43
3:LN:111:GLU:O	3:LN:115:LEU:HD13	2.18	0.43
3:MA:63:LYS:HD2	3:MA:93:THR:HG23	2.00	0.43
3:MB:46:LYS:HE3	3:MB:70:ASN:CG	2.39	0.43
3:ME:109:ARG:HH12	3:NH:126:ASP:CG	2.23	0.43
3:MG:111:GLU:HA	3:MG:111:GLU:OE1	2.19	0.43
3:MJ:18:THR:O	3:MJ:19:LEU:HD22	2.19	0.43
3:MM:97:THR:N	3:MM:100:SER:HG	2.16	0.43
3:MN:54:GLN:HB3	3:MN:55:PRO:HD2	2.01	0.43
3:MN:59:ARG:O	3:MN:61:ASN:OD1	2.37	0.43
3:NH:44:LEU:HD13	3:NJ:98:GLN:NE2	2.31	0.43
3:NH:97:THR:N	3:NH:100:SER:HG	2.17	0.43
3:NI:79:SER:O	3:NI:80:CYS:CB	2.67	0.43
1:A:197:U:C4	1:A:198:G:N7	2.87	0.42
1:A:201:C:P	3:ND:60:LYS:NZ	2.92	0.42
1:A:332:U:C5	1:A:346:A:OP2	2.72	0.42
1:A:423:U:H2'	1:A:424:G:N7	2.34	0.42
1:A:714:C:C5	1:A:715:A:C8	3.06	0.42
1:A:1042:G:H2'	1:A:1043:U:O4'	2.19	0.42
1:A:1134:C:C2	1:A:1148:A:N1	2.87	0.42
1:A:1450:U:O4	1:A:1451:U:O4	2.37	0.42
1:A:1536:G:N2	3:EJ:57:ARG:NH2	2.66	0.42
1:A:1537:U:H2'	1:A:1538:C:C6	2.54	0.42
1:A:1814:U:H2'	1:A:1815:C:C6	2.54	0.42
1:A:2039:U:P	3:KB:59:ARG:NH2	2.91	0.42
1:A:2090:U:H2'	1:A:2091:C:C6	2.54	0.42
1:A:2147:A:C6	1:A:2148:U:O4	2.72	0.42
1:A:2327:U:H3'	1:A:2328:G:H8	1.83	0.42
1:A:2496:G:OP2	3:EE:57:ARG:CD	2.67	0.42
1:A:2507:U:O2	1:A:2509:U:OP1	2.37	0.42
1:A:2635:A:N3	1:A:2637:U:C4	2.86	0.42
1:A:2705:U:C5	1:A:2706:U:C5	3.07	0.42
1:A:2707:U:HO2'	1:A:2709:A:P	2.41	0.42
1:A:2710:A:C5	3:DC:57:ARG:NH2	2.86	0.42
1:A:2716:C:H2'	1:A:2717:A:H8	1.84	0.42
1:A:2759:C:H2'	1:A:2760:A:C8	2.53	0.42
1:A:2766:A:O2'	1:A:2767:U:C2	2.72	0.42
1:A:2793:A:C4	1:A:2860:C:C5	3.07	0.42
1:A:2939:C:H2'	1:A:2940:G:C8	2.54	0.42
1:A:2952:U:H2'	1:A:2953:C:C6	2.54	0.42
1:A:3031:G:C6	1:A:3032:U:C5	3.07	0.42

Continued on next page...

Continued from previous page...

Atom-1	Atom-2	Interatomic distance (Å)	Clash overlap (Å)
1:A:3099:G:N3	1:A:3116:G:C2	2.87	0.42
1:A:3224:G:C6	1:A:3225:C:C4	3.08	0.42
1:A:3245:U:O3'	3:KK:60:LYS:NZ	2.52	0.42
1:A:3310:U:O2'	1:A:3311:U:C6	2.69	0.42
1:A:3364:C:H2'	1:A:3365:U:O4'	2.19	0.42
1:A:3429:G:C6	1:A:3443:G:C6	3.07	0.42
1:A:3768:G:H4'	1:A:3769:U:O5'	2.19	0.42
1:A:3896:G:H2'	1:A:3897:C:C6	2.54	0.42
1:A:3901:G:C4'	1:A:3903:C:H41	2.31	0.42
1:A:3993:A:H3'	1:A:3994:G:C5'	2.49	0.42
1:A:4137:A:OP2	3:KE:61:ASN:ND2	2.48	0.42
2:M:36:PRO:HA	2:M:55:ASN:OD1	2.19	0.42
2:M:231:ILE:CG2	2:M:338:TYR:OH	2.67	0.42
3:BA:90:ALA:HB2	3:MK:94:PHE:HD1	1.80	0.42
3:BE:48:VAL:HG13	3:BE:68:ILE:CD1	2.49	0.42
3:BG:86:ARG:HG2	3:IA:97:THR:HG21	2.01	0.42
3:BH:1:ALA:N	3:IL:123:ASP:OD2	2.48	0.42
3:BI:17:GLN:OE1	3:BI:17:GLN:N	2.51	0.42
3:BJ:80:CYS:SG	3:BJ:81:ASP:N	2.92	0.42
3:BL:1:ALA:O	3:CG:131:ALA:HA	2.19	0.42
3:CB:124:ALA:O	3:CB:128:LEU:HA	2.19	0.42
3:CD:35:LEU:HD12	3:CD:35:LEU:N	2.33	0.42
3:CD:54:GLN:HG3	3:CD:55:PRO:HD2	2.00	0.42
3:CE:11:ILE:HG22	3:CE:12:GLY:N	2.34	0.42
3:CE:53:SER:OG	3:CE:63:LYS:HB3	2.18	0.42
3:CH:24:ARG:HA	3:HJ:129:ASN:OD1	2.19	0.42
3:CK:131:ALA:HA	3:NC:1:ALA:O	2.19	0.42
3:CL:111:GLU:OE2	3:HH:19:LEU:CD2	2.67	0.42
3:CM:52:VAL:HG21	3:NA:130:PRO:HA	2.01	0.42
3:CM:93:THR:HG23	3:CM:93:THR:O	2.19	0.42
3:CM:114:ALA:HB1	3:NA:8:LEU:CG	2.48	0.42
3:DB:131:ALA:HB1	3:DK:3:LEU:CD2	2.48	0.42
3:DD:4:GLU:CD	3:DD:5:THR:N	2.72	0.42
3:DE:84:VAL:HG22	3:DE:87:GLN:HE21	1.84	0.42
3:DE:123:ASP:OD1	3:DE:127:GLN:NE2	2.51	0.42
3:DF:58:ASN:ND2	3:DF:59:ARG:HH11	2.17	0.42
3:DG:76:ALA:HA	3:EK:79:SER:HA	2.00	0.42
3:DI:131:ALA:O	3:DI:132:TYR:HD1	1.98	0.42
3:DL:27:ASN:O	3:DL:31:GLY:N	2.49	0.42
3:DM:13:LYS:NZ	3:EM:103:GLU:CA	2.82	0.42
3:DN:26:VAL:HG12	3:DN:33:ALA:HB2	2.00	0.42

Continued on next page...

Continued from previous page...

Atom-1	Atom-2	Interatomic distance (Å)	Clash overlap (Å)
3:DN:108:VAL:O	3:DN:111:GLU:HG3	2.18	0.42
3:DN:116:LEU:O	3:ML:109:ARG:NH1	2.52	0.42
3:EF:11:ILE:CG2	3:EF:17:GLN:HB2	2.48	0.42
3:EF:46:LYS:NZ	3:FA:111:GLU:OE2	2.52	0.42
3:EF:92:VAL:HG21	3:FA:112:LEU:HD11	1.99	0.42
3:EG:21:LEU:HA	3:EG:36:SER:O	2.20	0.42
3:EH:26:VAL:HB	3:GA:132:TYR:OH	2.19	0.42
3:EH:44:LEU:O	3:EH:44:LEU:HG	2.19	0.42
3:EH:116:LEU:HD23	3:EH:116:LEU:O	2.19	0.42
3:EI:84:VAL:HG23	3:EI:84:VAL:O	2.19	0.42
3:EK:125:ILE:CG1	3:FM:109:ARG:NH2	2.82	0.42
3:EL:54:GLN:HB3	3:EL:55:PRO:CD	2.49	0.42
3:FG:54:GLN:HB3	3:FG:55:PRO:CD	2.49	0.42
3:FH:53:SER:OG	3:FH:63:LYS:HB2	2.18	0.42
3:FI:11:ILE:O	3:FI:17:GLN:OE1	2.37	0.42
3:FJ:106:ALA:HB2	3:FJ:109:ARG:HH12	1.81	0.42
3:FK:28:PRO:HB3	3:HD:132:TYR:CZ	2.54	0.42
3:FK:79:SER:C	3:FK:80:CYS:SG	2.97	0.42
3:FK:102:ASP:OD1	3:FK:105:ARG:NH2	2.52	0.42
3:FL:103:GLU:HA	3:HD:13:LYS:HE2	2.01	0.42
3:FL:114:ALA:HB1	3:HD:8:LEU:HD12	1.97	0.42
3:FN:26:VAL:HG22	3:FN:33:ALA:CB	2.49	0.42
3:FN:128:LEU:HD12	3:FN:128:LEU:N	2.34	0.42
3:GA:101:THR:HG22	3:GA:104:GLU:CD	2.40	0.42
3:GF:127:GLN:O	3:KB:24:ARG:CZ	2.67	0.42
3:GF:129:ASN:ND2	3:KB:24:ARG:HA	2.33	0.42
3:GI:110:THR:OG1	3:JC:11:ILE:HD12	2.19	0.42
3:GJ:22:ASN:HB2	3:GJ:23:PRO:HD2	2.01	0.42
3:GL:132:TYR:CZ	3:HF:28:PRO:HB3	2.54	0.42
3:HB:13:LYS:HD3	3:HB:13:LYS:N	2.33	0.42
3:HD:111:GLU:OE2	3:HD:112:LEU:HD22	2.20	0.42
3:HF:6:VAL:HG12	3:HF:8:LEU:HD22	2.01	0.42
3:HG:49:THR:HG22	3:HG:50:VAL:N	2.33	0.42
3:HI:121:LEU:HA	3:HI:124:ALA:HB3	2.00	0.42
3:HJ:2:LYS:HA	3:HJ:2:LYS:HE3	2.01	0.42
3:HJ:41:VAL:O	3:HJ:41:VAL:CG1	2.64	0.42
3:HK:4:GLU:OE2	3:HK:5:THR:OG1	2.29	0.42
3:HK:119:PRO:HA	3:HK:122:ILE:HG22	2.00	0.42
3:HM:23:PRO:O	3:HM:24:ARG:CZ	2.66	0.42
3:ID:27:ASN:OD1	3:ID:29:THR:N	2.51	0.42
3:IE:30:ASN:OD1	3:IE:30:ASN:O	2.37	0.42

Continued on next page...

Continued from previous page...

Atom-1	Atom-2	Interatomic distance (Å)	Clash overlap (Å)
3:IF:87:GLN:OE1	3:IF:89:TYR:CD1	2.72	0.42
3:II:26:VAL:O	3:II:26:VAL:HG13	2.18	0.42
3:IK:21:LEU:N	3:IK:21:LEU:HD22	2.34	0.42
3:IL:18:THR:O	3:IL:19:LEU:HD22	2.18	0.42
3:IL:65:GLN:OE1	3:IL:93:THR:OG1	2.33	0.42
3:JA:34:SER:O	3:JA:35:LEU:HD12	2.18	0.42
3:JD:48:VAL:HG22	3:JD:68:ILE:CD1	2.49	0.42
3:JK:52:VAL:CG2	3:KN:130:PRO:HG3	2.49	0.42
3:KB:30:ASN:CG	3:KB:32:VAL:HG23	2.39	0.42
3:KC:113:ALA:HB2	3:LC:116:LEU:HD23	2.00	0.42
3:KH:58:ASN:O	3:KH:60:LYS:HD3	2.19	0.42
3:KI:39:GLY:N	3:KI:45:GLU:OE1	2.51	0.42
3:KK:128:LEU:HD11	3:MH:105:ARG:NE	2.34	0.42
3:KM:125:ILE:O	3:MF:105:ARG:NH1	2.41	0.42
3:LB:97:THR:HG23	3:LB:100:SER:N	2.34	0.42
3:LI:118:SER:O	3:LI:122:ILE:HG23	2.19	0.42
3:MA:103:GLU:HG2	3:MA:104:GLU:N	2.34	0.42
3:MC:50:VAL:O	3:MC:50:VAL:HG13	2.18	0.42
3:ME:52:VAL:O	3:ME:52:VAL:CG1	2.66	0.42
3:MG:60:LYS:HB2	3:MG:61:ASN:CB	2.49	0.42
3:MI:11:ILE:HG23	3:MI:17:GLN:HB2	2.01	0.42
3:NA:11:ILE:HG22	3:NA:17:GLN:C	2.39	0.42
3:NB:91:ASP:OD1	3:NB:92:VAL:N	2.52	0.42
3:NB:117:ALA:HA	3:NF:109:ARG:HH12	1.84	0.42
3:ND:18:THR:O	3:ND:19:LEU:HD22	2.19	0.42
3:ND:48:VAL:HG12	3:ND:68:ILE:CG1	2.49	0.42
3:ND:55:PRO:HB2	3:ND:60:LYS:HD2	2.00	0.42
3:NF:47:ARG:CZ	3:NF:47:ARG:HB2	2.49	0.42
1:A:249:G:C5	1:A:250:C:C5	3.07	0.42
1:A:706:U:N3	1:A:707:A:N7	2.67	0.42
1:A:880:C:H2'	1:A:881:A:O4'	2.18	0.42
1:A:883:G:C6	1:A:916:G:O6	2.72	0.42
1:A:1046:G:HO2'	1:A:1047:U:P	2.35	0.42
1:A:1115:A:H2'	1:A:1116:C:C6	2.54	0.42
1:A:1665:U:O4	1:A:1749:C:C2'	2.66	0.42
1:A:1834:A:N6	1:A:1836:U:C6	2.87	0.42
1:A:1946:U:C2	1:A:1947:G:N7	2.87	0.42
1:A:2139:A:N3	1:A:2139:A:O5'	2.52	0.42
1:A:2335:A:H2'	1:A:2336:A:O4'	2.19	0.42
1:A:2376:A:C6	1:A:2377:A:C6	3.07	0.42
1:A:2412:A:O2'	1:A:4071:C:H5''	2.18	0.42

Continued on next page...

Continued from previous page...

Atom-1	Atom-2	Interatomic distance (Å)	Clash overlap (Å)
1:A:2447:C:C2	1:A:2476:G:N2	2.87	0.42
1:A:2470:C:C2'	1:A:2471:C:O5'	2.64	0.42
1:A:2491:A:O3'	1:A:2585:G:C6	2.72	0.42
1:A:2526:U:OP2	3:FA:61:ASN:ND2	2.42	0.42
1:A:2540:G:H2'	1:A:2541:G:C8	2.53	0.42
1:A:2578:U:H2'	1:A:2579:G:H8	1.84	0.42
1:A:2652:G:C4	1:A:2653:C:C5	3.07	0.42
1:A:2776:U:H2'	1:A:2777:U:N1	2.34	0.42
1:A:2987:A:N6	1:A:4051:G:O6	2.51	0.42
1:A:2992:A:H2'	1:A:2993:G:C8	2.54	0.42
1:A:3151:C:H2'	1:A:3152:U:C6	2.54	0.42
1:A:3185:A:N1	1:A:3204:G:O6	2.52	0.42
1:A:3239:U:OP1	1:A:3240:G:OP2	2.36	0.42
1:A:3580:U:H5''	1:A:3581:U:OP2	2.19	0.42
1:A:3668:G:C2	1:A:3840:C:N4	2.88	0.42
1:A:3809:G:OP1	3:KH:59:ARG:N	2.52	0.42
1:A:3834:A:O2'	1:A:3835:C:O5'	2.29	0.42
1:A:3841:A:C2	1:A:3847:G:O6	2.71	0.42
1:A:3957:G:O6	1:A:4039:A:N6	2.52	0.42
1:A:4154:G:C6	1:A:4166:A:N1	2.88	0.42
1:A:4203:C:H5'	2:M:236:ARG:NH1	2.34	0.42
2:M:323:TRP:HE3	2:M:324:PHE:CD1	2.37	0.42
3:D:11:ILE:HG22	3:D:12:GLY:N	2.34	0.42
3:BA:13:LYS:HZ1	3:MK:103:GLU:HG3	1.84	0.42
3:BB:80:CYS:HB3	3:MK:74:CYS:HA	2.01	0.42
3:BB:121:LEU:HD21	3:MA:50:VAL:HG21	2.01	0.42
3:BG:107:PHE:CZ	3:IA:19:LEU:HD21	2.53	0.42
3:BJ:86:ARG:CZ	3:BJ:86:ARG:HB3	2.48	0.42
3:BK:24:ARG:CZ	3:BN:129:ASN:HA	2.49	0.42
3:CA:54:GLN:HB3	3:CA:55:PRO:HD2	2.01	0.42
3:CC:101:THR:N	3:DF:86:ARG:NH2	2.68	0.42
3:CD:92:VAL:HG22	3:HA:92:VAL:CG2	2.36	0.42
3:CJ:128:LEU:HD23	3:HJ:62:TYR:CD1	2.54	0.42
3:DB:4:GLU:O	3:DB:6:VAL:HG23	2.19	0.42
3:DB:112:LEU:HD13	3:DK:68:ILE:CD1	2.50	0.42
3:DC:98:GLN:NE2	3:DD:43:ALA:HA	2.34	0.42
3:DL:21:LEU:HD13	3:DL:36:SER:C	2.39	0.42
3:DL:92:VAL:HG21	3:MN:112:LEU:HD11	2.00	0.42
3:DM:109:ARG:HH12	3:EM:122:ILE:HG22	1.75	0.42
3:DN:55:PRO:HG3	3:DN:62:TYR:CD1	2.54	0.42
3:EC:3:LEU:HD21	3:LK:131:ALA:CB	2.42	0.42

Continued on next page...

Continued from previous page...

Atom-1	Atom-2	Interatomic distance (Å)	Clash overlap (Å)
3:EE:110:THR:CB	3:LI:11:ILE:HD12	2.49	0.42
3:EE:120:LEU:HD11	3:LI:2:LYS:O	2.20	0.42
3:EI:102:ASP:OD1	3:EI:102:ASP:N	2.51	0.42
3:EI:126:ASP:OD1	3:GA:109:ARG:CD	2.67	0.42
3:EJ:122:ILE:CG2	3:EJ:123:ASP:N	2.83	0.42
3:EK:81:ASP:HB3	3:EK:82:PRO:CD	2.48	0.42
3:FA:102:ASP:OD1	3:FA:103:GLU:N	2.52	0.42
3:FB:13:LYS:HG2	3:LJ:106:ALA:CB	2.49	0.42
3:FD:68:ILE:HD11	3:LH:115:LEU:CD1	2.50	0.42
3:FJ:53:SER:HB3	3:FJ:59:ARG:HD2	2.01	0.42
3:FN:26:VAL:HG22	3:FN:33:ALA:HA	2.01	0.42
3:FN:27:ASN:OD1	3:FN:29:THR:N	2.50	0.42
3:FN:55:PRO:HD2	3:FN:62:TYR:CD1	2.54	0.42
3:GD:119:PRO:HA	3:GD:122:ILE:CD1	2.50	0.42
3:GE:95:SER:C	3:GE:96:PHE:HD2	2.23	0.42
3:GE:104:GLU:OE1	3:HE:88:ALA:CB	2.67	0.42
3:GH:3:LEU:HG	3:GH:23:PRO:HB3	2.01	0.42
3:GH:49:THR:OG1	3:GH:67:LYS:HB2	2.19	0.42
3:GK:75:THR:O	3:GK:75:THR:HG23	2.18	0.42
3:HG:63:LYS:NZ	3:HG:93:THR:HG21	2.34	0.42
3:HH:99:TYR:HH	3:HI:84:VAL:H	1.60	0.42
3:HJ:32:VAL:HG12	3:HJ:51:SER:HB2	2.01	0.42
3:HJ:59:ARG:NE	3:HJ:61:ASN:ND2	2.67	0.42
3:HL:98:GLN:OE1	3:HM:43:ALA:HB2	2.20	0.42
3:HM:8:LEU:N	3:HM:8:LEU:HD22	2.34	0.42
3:HN:112:LEU:HD11	3:ID:92:VAL:HG21	2.01	0.42
3:IC:8:LEU:HD22	3:IC:8:LEU:N	2.34	0.42
3:IC:11:ILE:CG2	3:IC:17:GLN:HB2	2.48	0.42
3:IG:61:ASN:ND2	3:IG:96:PHE:O	2.52	0.42
3:IH:132:TYR:CZ	3:NB:132:TYR:OH	2.67	0.42
3:IL:61:ASN:HA	3:IL:96:PHE:O	2.18	0.42
3:JC:41:VAL:O	3:JC:45:GLU:OE2	2.37	0.42
3:JE:79:SER:OG	3:JH:76:ALA:HA	2.19	0.42
3:JF:123:ASP:OD1	3:KA:1:ALA:HB2	2.20	0.42
3:JM:61:ASN:HA	3:JM:96:PHE:O	2.19	0.42
3:KA:24:ARG:HB2	3:KA:34:SER:OG	2.19	0.42
3:KC:103:GLU:HA	3:LC:13:LYS:HZ3	1.84	0.42
3:KI:27:ASN:OD1	3:KI:29:THR:HG22	2.18	0.42
3:KN:20:VAL:C	3:KN:21:LEU:HD22	2.39	0.42
3:LA:86:ARG:NH2	3:MD:100:SER:CA	2.82	0.42
3:LE:60:LYS:O	3:LE:61:ASN:C	2.58	0.42

Continued on next page...

Continued from previous page...

Atom-1	Atom-2	Interatomic distance (Å)	Clash overlap (Å)
3:LG:72:THR:CG2	3:LG:86:ARG:HD2	2.49	0.42
3:LL:132:TYR:CE2	3:MB:26:VAL:HG11	2.54	0.42
3:LM:55:PRO:HG3	3:LM:62:TYR:HE1	1.84	0.42
3:LN:56:SER:O	3:LN:60:LYS:HD3	2.19	0.42
3:LN:116:LEU:HA	3:MI:109:ARG:NH1	2.34	0.42
3:MC:130:PRO:HA	3:NJ:52:VAL:HG22	2.01	0.42
3:MF:96:PHE:CZ	3:MF:105:ARG:HB2	2.54	0.42
3:NA:18:THR:O	3:NA:19:LEU:HD22	2.19	0.42
3:NB:54:GLN:HB3	3:NB:55:PRO:HD2	1.99	0.42
3:NB:129:ASN:CG	3:NG:24:ARG:HH22	2.22	0.42
3:NC:79:SER:O	3:NF:74:CYS:SG	2.76	0.42
1:A:97:G:O3'	3:MJ:57:ARG:NE	2.52	0.42
1:A:166:C:C2	1:A:167:A:C8	3.07	0.42
1:A:355:G:OP1	3:MN:57:ARG:NH2	2.53	0.42
1:A:1054:C:C2'	1:A:1055:U:O5'	2.66	0.42
1:A:1449:C:H2'	1:A:1450:U:C6	2.54	0.42
1:A:1455:C:N4	3:EK:57:ARG:HB3	2.34	0.42
1:A:1468:U:H2'	1:A:1469:U:C6	2.54	0.42
1:A:1580:U:H2'	1:A:1581:U:H6	1.84	0.42
1:A:1774:G:O3'	3:JB:59:ARG:CZ	2.67	0.42
1:A:1782:C:C2	1:A:1783:C:C5	3.08	0.42
1:A:1828:C:O2	1:A:1844:U:O2	2.37	0.42
1:A:1856:U:O4	1:A:2019:C:N4	2.52	0.42
1:A:2238:G:N1	1:A:2254:G:O6	2.52	0.42
1:A:2274:A:H8	1:A:2274:A:O5'	2.02	0.42
1:A:2334:U:H2'	1:A:2335:A:O5'	2.20	0.42
1:A:2452:C:C2	1:A:2453:C:C5	3.07	0.42
1:A:2619:G:H2'	1:A:2620:C:O4'	2.18	0.42
1:A:2623:U:H2'	1:A:2624:U:C6	2.54	0.42
1:A:2975:A:OP2	1:A:2976:G:C5	2.72	0.42
1:A:3536:G:H2'	1:A:3537:U:H6	1.80	0.42
1:A:3539:G:N1	1:A:3540:U:C4	2.87	0.42
1:A:3579:U:H2'	1:A:3580:U:C6	2.54	0.42
1:A:3586:U:C2	1:A:3587:A:N7	2.87	0.42
1:A:3675:A:C6	1:A:3767:C:N3	2.87	0.42
1:A:3733:A:H3'	1:A:3734:U:C5	2.55	0.42
1:A:3825:C:C5'	3:FE:63:LYS:NZ	2.82	0.42
1:A:3918:G:C6	1:A:3944:G:C6	3.07	0.42
3:D:120:LEU:O	3:D:123:ASP:OD1	2.37	0.42
3:BA:65:GLN:CG	3:BA:67:LYS:HE2	2.50	0.42
3:BB:129:ASN:OD1	3:MB:24:ARG:CZ	2.67	0.42

Continued on next page...

Continued from previous page...

Atom-1	Atom-2	Interatomic distance (Å)	Clash overlap (Å)
3:BC:54:GLN:HB3	3:BC:55:PRO:CD	2.49	0.42
3:BE:84:VAL:O	3:BE:84:VAL:HG23	2.19	0.42
3:BE:121:LEU:HA	3:BE:124:ALA:HB3	2.01	0.42
3:BE:122:ILE:HA	3:CE:109:ARG:NH1	2.34	0.42
3:BF:11:ILE:CG2	3:BF:17:GLN:HB2	2.48	0.42
3:BH:92:VAL:CG2	3:IL:112:LEU:HD11	2.49	0.42
3:BI:44:LEU:HD22	3:BI:44:LEU:N	2.34	0.42
3:BK:121:LEU:HA	3:BK:124:ALA:HB3	2.00	0.42
3:BL:109:ARG:HH12	3:CG:122:ILE:HA	1.83	0.42
3:CC:123:ASP:OD2	3:DF:1:ALA:N	2.46	0.42
3:CD:48:VAL:HG23	3:CD:68:ILE:HG12	2.01	0.42
3:CG:53:SER:HB2	3:CG:63:LYS:HB2	2.01	0.42
3:CI:26:VAL:HG21	3:DI:132:TYR:CZ	2.55	0.42
3:CJ:60:LYS:HG2	3:CJ:98:GLN:CG	2.48	0.42
3:CJ:128:LEU:HD12	3:CJ:128:LEU:N	2.34	0.42
3:CJ:130:PRO:HD2	3:HH:25:GLY:HA3	2.01	0.42
3:CK:11:ILE:HG23	3:CK:17:GLN:HB2	2.01	0.42
3:CK:36:SER:OG	3:CK:43:ALA:HA	2.19	0.42
3:CK:56:SER:N	3:CK:59:ARG:HB2	2.35	0.42
3:CL:115:LEU:HD21	3:HH:48:VAL:CG1	2.49	0.42
3:DB:7:THR:C	3:DB:8:LEU:HD12	2.39	0.42
3:DB:92:VAL:HG13	3:DK:92:VAL:HG22	2.02	0.42
3:DC:60:LYS:CB	3:DC:61:ASN:CB	2.97	0.42
3:DD:112:LEU:O	3:DD:116:LEU:HG	2.19	0.42
3:DE:13:LYS:CG	3:DE:14:ASP:N	2.81	0.42
3:DE:35:LEU:HB2	3:DE:48:VAL:HG23	2.00	0.42
3:DE:92:VAL:HG22	3:EL:92:VAL:HG13	2.01	0.42
3:DE:123:ASP:HA	3:DE:127:GLN:NE2	2.33	0.42
3:DF:101:THR:O	3:DF:105:ARG:HG3	2.20	0.42
3:DG:128:LEU:HD11	3:EJ:105:ARG:NE	2.35	0.42
3:DH:6:VAL:HG12	3:DH:8:LEU:HD22	2.00	0.42
3:DI:41:VAL:HG13	3:DI:44:LEU:HD11	2.01	0.42
3:DL:95:SER:OG	3:MN:89:TYR:HB2	2.19	0.42
3:DN:24:ARG:HA	3:EM:130:PRO:HG2	2.02	0.42
3:EA:48:VAL:CG1	3:LM:115:LEU:HD21	2.49	0.42
3:EB:10:ASN:OD1	3:EB:15:GLY:HA2	2.18	0.42
3:EG:88:ALA:HB2	3:GC:96:PHE:CE1	2.53	0.42
3:EH:103:GLU:HG2	3:EH:104:GLU:N	2.34	0.42
3:EK:125:ILE:HG12	3:FM:109:ARG:HH12	1.81	0.42
3:EL:115:LEU:C	3:EL:121:LEU:HD12	2.39	0.42
3:EN:99:TYR:HD2	3:FA:81:ASP:OD2	2.02	0.42

Continued on next page...

Continued from previous page...

Atom-1	Atom-2	Interatomic distance (Å)	Clash overlap (Å)
3:FB:130:PRO:HG3	3:LJ:52:VAL:HG21	2.00	0.42
3:FF:67:LYS:HD3	3:FF:91:ASP:OD2	2.20	0.42
3:FF:79:SER:O	3:KI:74:CYS:SG	2.77	0.42
3:FF:105:ARG:NH2	3:LF:126:ASP:O	2.44	0.42
3:FH:119:PRO:HA	3:FH:122:ILE:HB	2.00	0.42
3:FI:3:LEU:HD11	3:FI:26:VAL:HG22	1.99	0.42
3:FK:62:TYR:OH	3:FL:24:ARG:NH1	2.53	0.42
3:GA:101:THR:HG22	3:GA:104:GLU:OE2	2.20	0.42
3:GB:56:SER:HB3	3:GB:59:ARG:HE	1.83	0.42
3:GF:2:LYS:HZ2	3:KF:132:TYR:HE1	1.65	0.42
3:GJ:119:PRO:HA	3:GJ:122:ILE:HG12	2.01	0.42
3:GK:97:THR:N	3:GK:100:SER:OG	2.51	0.42
3:GK:122:ILE:HG12	3:JA:109:ARG:HH21	1.84	0.42
3:GL:55:PRO:HB3	3:GL:62:TYR:HE1	1.85	0.42
3:HD:84:VAL:O	3:HD:84:VAL:HG13	2.19	0.42
3:HE:18:THR:O	3:HE:19:LEU:HD12	2.19	0.42
3:HF:61:ASN:ND2	3:HF:96:PHE:O	2.53	0.42
3:HI:2:LYS:HE2	3:II:132:TYR:O	2.18	0.42
3:HI:44:LEU:HG	3:HI:44:LEU:O	2.18	0.42
3:HL:3:LEU:HD21	3:HL:33:ALA:HB1	2.02	0.42
3:HN:24:ARG:HA	3:IK:129:ASN:HD22	1.84	0.42
3:HN:105:ARG:NE	3:ID:128:LEU:HD11	2.33	0.42
3:IA:24:ARG:NH2	3:ID:128:LEU:C	2.73	0.42
3:IE:52:VAL:HG12	3:JL:130:PRO:HA	2.01	0.42
3:IG:115:LEU:HD11	3:JJ:48:VAL:CG1	2.49	0.42
3:IH:48:VAL:HG13	3:IH:68:ILE:HD13	2.01	0.42
3:IH:52:VAL:CG2	3:IH:64:VAL:HG22	2.50	0.42
3:II:8:LEU:HD22	3:II:8:LEU:N	2.34	0.42
3:II:125:ILE:O	3:II:128:LEU:HD11	2.18	0.42
3:JA:81:ASP:OD1	3:JC:99:TYR:CD2	2.72	0.42
3:JB:75:THR:HG23	3:JB:82:PRO:HG3	2.01	0.42
3:JG:60:LYS:HB3	3:JG:61:ASN:HD22	1.77	0.42
3:JH:56:SER:OG	3:JH:59:ARG:CZ	2.67	0.42
3:JI:125:ILE:CG2	3:JI:126:ASP:N	2.82	0.42
3:JL:56:SER:O	3:JL:60:LYS:HD2	2.20	0.42
3:KA:35:LEU:HB2	3:KA:48:VAL:CG1	2.49	0.42
3:KG:66:VAL:HG12	3:KG:68:ILE:CD1	2.47	0.42
3:KK:60:LYS:CB	3:KK:61:ASN:CB	2.98	0.42
3:LB:129:ASN:OD1	3:LB:130:PRO:HD2	2.18	0.42
3:LC:109:ARG:HD2	3:LC:110:THR:N	2.34	0.42
3:LE:19:LEU:HD11	3:LE:37:GLN:HG3	2.01	0.42

Continued on next page...

Continued from previous page...

Atom-1	Atom-2	Interatomic distance (Å)	Clash overlap (Å)
3:LM:75:THR:HG23	3:LM:82:PRO:HG3	2.01	0.42
3:MC:132:TYR:OH	3:NI:26:VAL:O	2.36	0.42
3:MD:81:ASP:OD1	3:MF:99:TYR:CG	2.73	0.42
3:ME:86:ARG:HD3	3:NH:99:TYR:HB2	2.00	0.42
3:ME:95:SER:HB3	3:NH:89:TYR:CE1	2.54	0.42
3:MF:101:THR:HG22	3:MF:104:GLU:CD	2.40	0.42
3:MJ:11:ILE:HG21	3:MJ:19:LEU:CD2	2.49	0.42
3:ML:115:LEU:C	3:ML:121:LEU:HD12	2.40	0.42
3:NA:126:ASP:HB2	3:NA:127:GLN:OE1	2.19	0.42
3:NB:41:VAL:O	3:NB:44:LEU:N	2.46	0.42
3:NB:49:THR:OG1	3:NB:67:LYS:HB2	2.18	0.42
3:NE:52:VAL:O	3:NE:52:VAL:CG2	2.67	0.42
3:NF:3:LEU:HD12	3:NF:35:LEU:HD21	2.02	0.42
3:NG:118:SER:OG	3:NG:119:PRO:HD2	2.19	0.42
3:NH:81:ASP:OD1	3:NJ:99:TYR:CD1	2.72	0.42
1:A:210:U:N3	1:A:211:G:N7	2.67	0.42
1:A:382:A:H2'	1:A:383:G:C8	2.54	0.42
1:A:490:A:C5'	3:HK:58:ASN:OD1	2.68	0.42
1:A:734:G:H2'	1:A:735:G:H8	1.84	0.42
1:A:885:C:H2'	1:A:886:A:C8	2.55	0.42
1:A:1034:U:N3	3:IJ:57:ARG:CZ	2.82	0.42
1:A:1403:G:H2'	1:A:1404:G:C8	2.54	0.42
1:A:1406:C:C2	3:EJ:57:ARG:HD2	2.54	0.42
1:A:1408:U:H2'	1:A:1409:C:C6	2.54	0.42
1:A:1634:C:H2'	1:A:1635:A:O4'	2.19	0.42
1:A:1817:G:H2'	1:A:1818:C:O4'	2.19	0.42
1:A:1932:C:N3	1:A:1987:A:N1	2.67	0.42
1:A:2244:U:H2'	1:A:2245:C:H6	1.83	0.42
1:A:2245:C:O2'	1:A:2246:C:H5'	2.20	0.42
1:A:2340:A:C2	1:A:2341:G:C4	3.08	0.42
1:A:2356:C:OP1	3:FL:61:ASN:CG	2.57	0.42
1:A:2384:C:OP2	3:FK:59:ARG:CZ	2.67	0.42
1:A:2509:U:O4	1:A:2511:U:H1'	2.19	0.42
1:A:2602:U:N3	1:A:2616:G:C2	2.87	0.42
1:A:2655:G:C2	1:A:2656:A:C5	3.06	0.42
1:A:2679:C:O5'	3:DE:59:ARG:HD3	2.19	0.42
1:A:2810:A:H1'	1:A:2812:U:C5	2.55	0.42
1:A:2920:U:O2	1:A:2923:G:C2	2.73	0.42
1:A:2972:U:O2'	1:A:2973:A:O5'	2.37	0.42
1:A:3106:A:O2'	1:A:3107:U:H5'	2.19	0.42
1:A:3114:A:H3'	1:A:3115:C:C6	2.55	0.42

Continued on next page...

Continued from previous page...

Atom-1	Atom-2	Interatomic distance (Å)	Clash overlap (Å)
1:A:3248:U:O2'	3:MH:47:ARG:NH2	2.52	0.42
1:A:3630:A:N3	3:ED:89:TYR:CZ	2.88	0.42
1:A:3741:C:H2'	1:A:3742:C:C6	2.54	0.42
1:A:3809:G:C8	3:KH:58:ASN:CG	2.92	0.42
1:A:3947:U:O5'	1:A:3947:U:H6	2.02	0.42
1:A:3962:U:H2'	1:A:3963:C:C6	2.55	0.42
1:A:4077:G:C6	1:A:4078:G:H1'	2.54	0.42
1:A:4170:U:H2'	1:A:4171:U:C2	2.54	0.42
2:M:80:VAL:HG11	2:M:347:PHE:HB3	2.01	0.42
3:B:94:PHE:HB3	3:B:96:PHE:CE2	2.54	0.42
3:BE:128:LEU:HD11	3:CE:105:ARG:NE	2.33	0.42
3:BI:2:LYS:HE2	3:BI:2:LYS:HA	2.01	0.42
3:BK:11:ILE:HD12	3:HK:110:THR:CB	2.47	0.42
3:CA:35:LEU:HD11	3:DH:120:LEU:CD2	2.49	0.42
3:CA:62:TYR:CD2	3:DH:128:LEU:CD2	3.02	0.42
3:CB:48:VAL:HG22	3:CB:68:ILE:HD12	2.01	0.42
3:CE:52:VAL:O	3:CE:52:VAL:CG2	2.67	0.42
3:CF:127:GLN:O	3:GN:24:ARG:NH2	2.30	0.42
3:CG:37:GLN:O	3:CG:45:GLU:HG2	2.19	0.42
3:CH:130:PRO:HG3	3:HL:52:VAL:CG1	2.49	0.42
3:CI:14:ASP:OD1	3:CI:15:GLY:N	2.52	0.42
3:CI:122:ILE:HG12	3:DI:109:ARG:CZ	2.49	0.42
3:CK:71:PRO:CB	3:CK:87:GLN:OE1	2.67	0.42
3:DE:11:ILE:HD12	3:EL:110:THR:HB	2.01	0.42
3:DI:103:GLU:HG2	3:DI:104:GLU:N	2.35	0.42
3:DL:69:GLN:HA	3:DL:89:TYR:HB3	2.01	0.42
3:DM:19:LEU:HD21	3:EM:107:PHE:CE1	2.54	0.42
3:DM:48:VAL:HG13	3:DM:68:ILE:HD11	2.02	0.42
3:EB:132:TYR:O	3:MJ:2:LYS:HA	2.18	0.42
3:EC:105:ARG:NH1	3:LK:126:ASP:O	2.52	0.42
3:EE:102:ASP:N	3:EE:102:ASP:OD1	2.52	0.42
3:EI:104:GLU:O	3:EI:108:VAL:HG23	2.19	0.42
3:EJ:55:PRO:HB3	3:EJ:60:LYS:O	2.19	0.42
3:FB:130:PRO:HG3	3:LJ:52:VAL:CG2	2.49	0.42
3:FD:11:ILE:HB	3:LH:110:THR:CG2	2.50	0.42
3:FE:27:ASN:HB2	3:FE:30:ASN:OD1	2.20	0.42
3:FE:63:LYS:HD2	3:FE:63:LYS:C	2.40	0.42
3:FH:85:THR:HG22	3:FH:85:THR:O	2.19	0.42
3:FK:90:ALA:O	3:FK:91:ASP:OD1	2.38	0.42
3:FM:14:ASP:OD1	3:FM:16:LYS:N	2.52	0.42
3:GE:111:GLU:N	3:HE:11:ILE:CD1	2.82	0.42

Continued on next page...

Continued from previous page...

Atom-1	Atom-2	Interatomic distance (Å)	Clash overlap (Å)
3:GG:8:LEU:HD22	3:JE:114:ALA:HB3	2.01	0.42
3:GH:55:PRO:HD3	3:GH:62:TYR:HE1	1.81	0.42
3:GK:55:PRO:HB3	3:GK:60:LYS:HA	2.01	0.42
3:HA:96:PHE:CE1	3:HA:105:ARG:HG2	2.55	0.42
3:HH:4:GLU:OE1	3:HH:5:THR:O	2.37	0.42
3:HI:103:GLU:C	3:II:13:LYS:NZ	2.71	0.42
3:HI:128:LEU:HD12	3:HI:128:LEU:N	2.33	0.42
3:HJ:44:LEU:HD21	3:HJ:73:ALA:HB2	2.00	0.42
3:HK:4:GLU:OE1	3:HK:5:THR:O	2.37	0.42
3:HL:13:LYS:HB2	3:HL:13:LYS:HZ3	1.84	0.42
3:HL:71:PRO:HA	3:HL:86:ARG:O	2.19	0.42
3:IA:54:GLN:NE2	3:IB:24:ARG:HG2	2.35	0.42
3:IB:100:SER:HA	3:IB:104:GLU:OE1	2.20	0.42
3:IG:101:THR:CG2	3:JJ:86:ARG:HH12	2.33	0.42
3:IH:101:THR:O	3:IH:105:ARG:HG3	2.20	0.42
3:IN:43:ALA:C	3:IN:44:LEU:HD12	2.40	0.42
3:JF:62:TYR:CD2	3:KA:128:LEU:CD2	3.02	0.42
3:JG:86:ARG:HH22	3:LD:101:THR:HG23	1.83	0.42
3:JG:94:PHE:HD2	3:LD:125:ILE:HD12	1.82	0.42
3:JH:122:ILE:O	3:JH:126:ASP:HB3	2.19	0.42
3:JI:65:GLN:OE1	3:JI:65:GLN:HA	2.19	0.42
3:JJ:119:PRO:HA	3:JJ:122:ILE:HG12	2.01	0.42
3:JK:19:LEU:HD11	3:JK:37:GLN:HG3	2.01	0.42
3:JM:34:SER:C	3:JM:35:LEU:HD22	2.40	0.42
3:JN:17:GLN:HG2	3:JN:18:THR:N	2.34	0.42
3:KC:24:ARG:HB3	3:KC:34:SER:OG	2.18	0.42
3:KF:54:GLN:HB3	3:KF:55:PRO:HD2	2.02	0.42
3:KK:131:ALA:C	3:KK:132:TYR:CD1	2.93	0.42
3:LK:48:VAL:HG22	3:LK:68:ILE:HG23	2.01	0.42
3:LL:106:ALA:CA	3:MB:126:ASP:OD1	2.68	0.42
3:LM:79:SER:O	3:LM:80:CYS:CB	2.60	0.42
3:MA:24:ARG:CZ	3:NJ:128:LEU:O	2.68	0.42
3:MA:49:THR:OG1	3:MA:67:LYS:HB2	2.18	0.42
3:MA:119:PRO:HA	3:MA:122:ILE:HG12	2.01	0.42
3:MC:106:ALA:HA	3:NJ:126:ASP:OD1	2.19	0.42
3:ME:11:ILE:HD11	3:NH:111:GLU:CA	2.49	0.42
3:ME:21:LEU:HD23	3:ME:37:GLN:HA	2.00	0.42
3:ME:116:LEU:HD12	3:NH:109:ARG:HG3	2.00	0.42
3:ME:121:LEU:O	3:ME:125:ILE:HG12	2.19	0.42
3:MG:56:SER:N	3:MG:59:ARG:O	2.34	0.42
3:MI:6:VAL:CG1	3:MI:8:LEU:HD21	2.46	0.42

Continued on next page...

Continued from previous page...

Atom-1	Atom-2	Interatomic distance (Å)	Clash overlap (Å)
3:MN:21:LEU:N	3:MN:21:LEU:HD22	2.35	0.42
3:MN:41:VAL:O	3:MN:45:GLU:OE2	2.38	0.42
3:NB:93:THR:HB	3:NF:91:ASP:OD2	2.18	0.42
3:ND:34:SER:C	3:ND:35:LEU:HD12	2.40	0.42
3:ND:55:PRO:HA	3:ND:60:LYS:O	2.18	0.42
3:NH:13:LYS:HD3	3:NH:13:LYS:N	2.34	0.42
1:A:81:U:H3	1:A:159:C:P	2.40	0.42
1:A:188:G:H5''	1:A:261:U:OP2	2.19	0.42
1:A:357:U:O5'	1:A:357:U:H6	2.02	0.42
1:A:493:G:C6	1:A:505:A:N1	2.88	0.42
1:A:936:U:H2'	1:A:937:C:O4'	2.19	0.42
1:A:1100:G:H2'	1:A:1101:C:C6	2.54	0.42
1:A:1187:C:H2'	1:A:1188:U:O4'	2.19	0.42
1:A:1295:U:C5	3:BK:57:ARG:NH1	2.88	0.42
1:A:1366:C:C4	1:A:1367:U:C4	3.08	0.42
1:A:1603:G:C5	1:A:1653:G:N2	2.87	0.42
1:A:2029:G:C6	1:A:2133:G:C6	3.07	0.42
1:A:2103:A:H2'	1:A:2104:U:C1'	2.50	0.42
1:A:2118:A:N1	3:GG:56:SER:CB	2.82	0.42
1:A:2126:U:H2'	1:A:2127:G:C8	2.55	0.42
1:A:2162:G:OP2	1:A:2163:U:C5	2.73	0.42
1:A:2359:A:H4'	1:A:2360:G:C8	2.55	0.42
1:A:2418:A:H2'	1:A:2419:U:O5'	2.19	0.42
1:A:2514:U:H2'	1:A:2515:U:C6	2.54	0.42
1:A:2585:G:C6	1:A:2586:U:C4	3.06	0.42
1:A:2765:A:C6	1:A:2766:A:C2	3.07	0.42
1:A:2803:A:H2'	1:A:2804:C:O4'	2.20	0.42
1:A:2829:A:H2'	1:A:2830:C:C6	2.55	0.42
1:A:2906:G:C2'	1:A:2907:U:O4'	2.68	0.42
1:A:2918:U:H2'	1:A:2919:C:C6	2.54	0.42
1:A:3014:U:N3	1:A:3015:A:N7	2.67	0.42
1:A:3211:G:C5	1:A:3212:U:C5	3.07	0.42
1:A:3248:U:H3'	1:A:3249:A:H5''	2.00	0.42
1:A:3255:C:O2'	1:A:3802:A:H1'	2.18	0.42
1:A:3479:G:H2'	1:A:3479:G:N3	2.34	0.42
1:A:3540:U:N3	1:A:3551:C:C2	2.87	0.42
1:A:3542:C:C2	1:A:3543:G:C8	3.08	0.42
1:A:3654:A:OP1	3:FD:29:THR:HB	2.19	0.42
1:A:3891:U:C2	1:A:3892:U:C5	3.07	0.42
1:A:3933:A:C2	1:A:3934:G:O2'	2.73	0.42
1:A:4029:U:H2'	1:A:4030:U:C1'	2.50	0.42

Continued on next page...

Continued from previous page...

Atom-1	Atom-2	Interatomic distance (Å)	Clash overlap (Å)
1:A:4064:U:C2	1:A:4090:G:C6	3.07	0.42
1:A:4135:C:C3'	3:KE:59:ARG:NH2	2.83	0.42
1:A:4180:G:H8	1:A:4180:G:OP2	2.02	0.42
1:A:4202:G:O2'	1:A:4203:C:H5''	2.20	0.42
3:B:110:THR:OG1	3:D:12:GLY:N	2.51	0.42
3:BA:84:VAL:O	3:BA:84:VAL:HG13	2.18	0.42
3:BB:112:LEU:O	3:BB:116:LEU:HG	2.19	0.42
3:BC:55:PRO:HG3	3:BC:62:TYR:CZ	2.54	0.42
3:BC:115:LEU:HB3	3:BC:121:LEU:HD12	2.02	0.42
3:BD:75:THR:HG23	3:BD:82:PRO:HB3	2.02	0.42
3:BE:2:LYS:HZ2	3:CE:132:TYR:C	2.08	0.42
3:BE:37:GLN:OE1	3:BE:38:ALA:O	2.38	0.42
3:BF:44:LEU:HD22	3:BF:44:LEU:N	2.35	0.42
3:BF:92:VAL:HG13	3:IN:92:VAL:HG22	2.00	0.42
3:BG:4:GLU:N	3:BG:4:GLU:OE1	2.53	0.42
3:BH:54:GLN:NE2	3:BI:24:ARG:HB3	2.34	0.42
3:BI:110:THR:CB	3:HM:11:ILE:HD12	2.50	0.42
3:BJ:13:LYS:NZ	3:BN:103:GLU:N	2.68	0.42
3:BJ:111:GLU:N	3:BN:11:ILE:CD1	2.82	0.42
3:BK:14:ASP:OD1	3:BK:14:ASP:O	2.37	0.42
3:BK:24:ARG:HH22	3:BN:129:ASN:CG	2.23	0.42
3:BL:27:ASN:OD1	3:BL:30:ASN:N	2.50	0.42
3:BN:26:VAL:O	3:BN:26:VAL:HG13	2.19	0.42
3:CD:121:LEU:HA	3:CD:124:ALA:HB3	2.01	0.42
3:CH:13:LYS:NZ	3:HL:102:ASP:CG	2.71	0.42
3:CH:59:ARG:O	3:CH:60:LYS:HD3	2.19	0.42
3:CL:11:ILE:CD1	3:HH:110:THR:OG1	2.66	0.42
3:CM:100:SER:N	3:NA:86:ARG:NH2	2.68	0.42
3:CN:95:SER:HB2	3:DD:89:TYR:HB2	2.00	0.42
3:CN:101:THR:O	3:CN:105:ARG:HG3	2.19	0.42
3:DE:101:THR:O	3:DE:105:ARG:HG3	2.19	0.42
3:DE:125:ILE:O	3:DE:128:LEU:HD12	2.19	0.42
3:DF:55:PRO:HD3	3:DF:62:TYR:CE2	2.54	0.42
3:DK:21:LEU:N	3:DK:21:LEU:HD22	2.35	0.42
3:DL:55:PRO:CG	3:DL:62:TYR:CE1	3.02	0.42
3:DM:118:SER:OG	3:DM:119:PRO:HD2	2.20	0.42
3:DN:97:THR:HG23	3:DN:99:TYR:H	1.85	0.42
3:ED:30:ASN:CG	3:ED:32:VAL:HG23	2.39	0.42
3:EE:37:GLN:HG2	3:EE:46:LYS:HB2	2.02	0.42
3:EE:101:THR:HB	3:EE:103:GLU:OE1	2.18	0.42
3:EI:35:LEU:HB2	3:EI:48:VAL:HG22	2.02	0.42

Continued on next page...

Continued from previous page...

Atom-1	Atom-2	Interatomic distance (Å)	Clash overlap (Å)
3:EJ:67:LYS:HG3	3:EJ:91:ASP:OD1	2.19	0.42
3:FA:127:GLN:HB2	3:FA:129:ASN:OD1	2.19	0.42
3:FB:114:ALA:CB	3:LJ:8:LEU:HD13	2.43	0.42
3:FE:131:ALA:HA	3:KI:1:ALA:O	2.20	0.42
3:FG:46:LYS:HD3	3:FG:70:ASN:OD1	2.20	0.42
3:FG:92:VAL:CG2	3:KG:112:LEU:HD21	2.50	0.42
3:FG:132:TYR:CZ	3:KF:28:PRO:HB3	2.54	0.42
3:FH:128:LEU:HD23	3:FK:105:ARG:NH2	2.34	0.42
3:GC:67:LYS:HD2	3:GC:67:LYS:C	2.39	0.42
3:GC:119:PRO:CA	3:GC:122:ILE:HD12	2.47	0.42
3:GD:105:ARG:CD	3:KF:128:LEU:HD11	2.49	0.42
3:GD:112:LEU:HD23	3:KF:116:LEU:CD1	2.49	0.42
3:GE:72:THR:HG21	3:GE:86:ARG:CZ	2.49	0.42
3:GE:96:PHE:CE1	3:GE:105:ARG:CD	3.02	0.42
3:GG:55:PRO:HB3	3:GG:61:ASN:H	1.85	0.42
3:GJ:8:LEU:HD21	3:GN:111:GLU:HA	2.02	0.42
3:GK:64:VAL:HG11	3:JA:125:ILE:HD11	2.02	0.42
3:HB:21:LEU:HD13	3:HB:36:SER:C	2.39	0.42
3:HB:27:ASN:ND2	3:HB:29:THR:HG1	2.18	0.42
3:HH:60:LYS:HB2	3:HH:61:ASN:ND2	2.35	0.42
3:HI:2:LYS:HE2	3:HI:2:LYS:HA	2.02	0.42
3:HJ:119:PRO:HA	3:HJ:122:ILE:CD1	2.43	0.42
3:HN:122:ILE:HG22	3:ID:109:ARG:NE	2.35	0.42
3:ID:28:PRO:HB3	3:JL:132:TYR:CZ	2.54	0.42
3:ID:37:GLN:OE1	3:ID:46:LYS:HG3	2.20	0.42
3:IE:70:ASN:HD22	3:JL:108:VAL:HG22	1.84	0.42
3:IH:96:PHE:HZ	3:NG:125:ILE:HD11	1.84	0.42
3:IJ:110:THR:OG1	3:NE:11:ILE:CD1	2.67	0.42
3:IL:26:VAL:O	3:IL:26:VAL:HG13	2.18	0.42
3:IM:37:GLN:HB3	3:IM:45:GLU:OE2	2.19	0.42
3:JA:14:ASP:OD2	3:JA:15:GLY:N	2.53	0.42
3:JB:22:ASN:O	3:JB:35:LEU:HD13	2.19	0.42
3:JF:120:LEU:O	3:JF:123:ASP:OD1	2.37	0.42
3:JH:56:SER:CB	3:JH:59:ARG:HE	2.30	0.42
3:JI:59:ARG:HG3	3:JI:61:ASN:OD1	2.19	0.42
3:JJ:59:ARG:HG2	3:JJ:63:LYS:HD2	2.01	0.42
3:JK:17:GLN:HA	3:JK:17:GLN:OE1	2.20	0.42
3:JN:13:LYS:HD3	3:JN:13:LYS:N	2.34	0.42
3:KA:32:VAL:HG12	3:KA:51:SER:CB	2.50	0.42
3:KB:3:LEU:HD12	3:KB:35:LEU:HD11	2.02	0.42
3:KC:125:ILE:CG2	3:KC:126:ASP:N	2.82	0.42

Continued on next page...

Continued from previous page...

Atom-1	Atom-2	Interatomic distance (Å)	Clash overlap (Å)
3:KD:42:PRO:C	3:KD:45:GLU:OE1	2.57	0.42
3:KI:9:GLY:O	3:KI:11:ILE:HG12	2.19	0.42
3:KJ:62:TYR:CD1	3:LE:128:LEU:CD2	3.03	0.42
3:KK:44:LEU:HD22	3:KM:98:GLN:O	2.19	0.42
3:KK:55:PRO:HD3	3:KK:62:TYR:CZ	2.54	0.42
3:KL:46:LYS:HZ2	3:KL:70:ASN:CG	2.17	0.42
3:KN:27:ASN:ND2	3:KN:30:ASN:OD1	2.52	0.42
3:LD:125:ILE:CG2	3:LD:126:ASP:N	2.82	0.42
3:LF:32:VAL:HG23	3:LF:50:VAL:O	2.19	0.42
3:LG:21:LEU:CD1	3:LG:48:VAL:HG21	2.49	0.42
3:LG:103:GLU:HA	3:MG:13:LYS:CE	2.50	0.42
3:LK:121:LEU:HD12	3:LK:121:LEU:N	2.34	0.42
3:LL:8:LEU:N	3:LL:8:LEU:CD1	2.82	0.42
3:LM:42:PRO:O	3:LM:47:ARG:NH1	2.52	0.42
3:LN:37:GLN:CB	3:LN:45:GLU:OE2	2.67	0.42
3:MA:81:ASP:OD2	3:MC:99:TYR:CZ	2.72	0.42
3:ME:56:SER:O	3:ME:60:LYS:HE3	2.20	0.42
3:MK:53:SER:HB2	3:MK:63:LYS:CG	2.50	0.42
3:NB:44:LEU:HD13	3:ND:98:GLN:NE2	2.35	0.42
3:NC:79:SER:O	3:NC:80:CYS:CB	2.66	0.42
3:NG:128:LEU:HD12	3:NG:128:LEU:N	2.35	0.42
3:NH:55:PRO:HD3	3:NH:62:TYR:CE1	2.54	0.42
3:NJ:8:LEU:HA	3:NJ:8:LEU:HD13	1.84	0.42
1:A:502:G:C2	1:A:503:G:C8	3.08	0.42
1:A:531:U:H4'	3:DI:59:ARG:NH2	2.34	0.42
1:A:563:U:C2	1:A:604:G:O6	2.67	0.42
1:A:702:C:H2'	1:A:703:U:H6	1.85	0.42
1:A:938:G:H2'	1:A:939:G:C8	2.53	0.42
1:A:1071:G:OP2	3:ID:57:ARG:NH2	2.35	0.42
1:A:1376:C:N3	1:A:1377:A:N6	2.67	0.42
1:A:1383:A:C2'	1:A:1384:A:H8	2.32	0.42
1:A:1541:G:H2'	1:A:1542:G:C8	2.54	0.42
1:A:1553:G:N7	1:A:1554:A:C8	2.87	0.42
1:A:1593:U:H3'	1:A:1594:C:H5''	2.00	0.42
1:A:1911:U:O4	3:JC:95:SER:OG	2.14	0.42
1:A:1958:A:N7	1:A:1959:G:C5	2.87	0.42
1:A:2037:G:N1	1:A:2038:G:C5	2.87	0.42
1:A:2142:G:O2'	1:A:2143:A:O4'	2.30	0.42
1:A:2302:U:H4'	1:A:2303:U:C5	2.55	0.42
1:A:2320:U:O4	1:A:2326:G:O6	2.37	0.42
1:A:2634:A:H4'	1:A:2635:A:OP1	2.19	0.42

Continued on next page...

Continued from previous page...

Atom-1	Atom-2	Interatomic distance (Å)	Clash overlap (Å)
1:A:2848:A:H2'	1:A:2849:C:C1'	2.49	0.42
1:A:3041:G:H1	3:BB:69:GLN:CB	2.33	0.42
1:A:3247:U:O2	1:A:3249:A:O4'	2.37	0.42
1:A:3547:A:O3'	1:A:3548:G:H4'	2.20	0.42
1:A:3697:A:OP2	3:LK:59:ARG:CZ	2.68	0.42
1:A:3723:C:O2	1:A:3723:C:H2'	2.18	0.42
1:A:3758:U:H2'	1:A:3759:G:H8	1.85	0.42
1:A:3787:A:OP1	3:FE:57:ARG:HA	2.19	0.42
1:A:3795:G:H21	1:A:3807:G:H1	1.68	0.42
1:A:4148:A:C6	1:A:4149:A:C6	3.07	0.42
1:A:4157:U:C4	1:A:4160:A:N7	2.88	0.42
2:M:252:LEU:HD12	2:M:252:LEU:C	2.39	0.42
2:M:302:THR:HG22	2:M:302:THR:O	2.20	0.42
2:M:338:TYR:CD1	2:M:400:PHE:HB3	2.54	0.42
3:BA:11:ILE:HD12	3:MK:110:THR:OG1	2.20	0.42
3:BA:132:TYR:CD2	3:ML:25:GLY:HA2	2.55	0.42
3:BB:121:LEU:HA	3:BB:124:ALA:HB3	2.01	0.42
3:BH:26:VAL:HG11	3:IL:132:TYR:OH	2.19	0.42
3:BI:11:ILE:HG23	3:BI:17:GLN:HB2	2.02	0.42
3:BI:23:PRO:O	3:BI:24:ARG:CZ	2.67	0.42
3:BI:122:ILE:HG23	3:BI:126:ASP:OD2	2.20	0.42
3:BJ:68:ILE:HD11	3:BN:111:GLU:OE2	2.20	0.42
3:BM:8:LEU:HD22	3:DJ:114:ALA:HB3	2.02	0.42
3:BM:105:ARG:O	3:BM:108:VAL:HG12	2.20	0.42
3:BM:105:ARG:CD	3:DJ:128:LEU:HD11	2.50	0.42
3:CB:37:GLN:CD	3:CB:39:GLY:H	2.21	0.42
3:CC:94:PHE:HD2	3:DF:125:ILE:CD1	2.28	0.42
3:CH:127:GLN:O	3:CH:129:ASN:OD1	2.37	0.42
3:CK:128:LEU:O	3:ND:24:ARG:NH1	2.52	0.42
3:CL:52:VAL:HG12	3:CL:64:VAL:HG13	2.02	0.42
3:CM:1:ALA:H1	3:NA:129:ASN:ND2	2.18	0.42
3:DB:122:ILE:CD1	3:DK:109:ARG:CZ	2.97	0.42
3:DG:62:TYR:CD1	3:EJ:128:LEU:CD2	3.01	0.42
3:DG:75:THR:O	3:DG:75:THR:HG23	2.19	0.42
3:DH:16:LYS:HE2	3:DH:16:LYS:HA	2.02	0.42
3:DI:30:ASN:CG	3:DI:32:VAL:HG23	2.40	0.42
3:DJ:46:LYS:HZ3	3:DJ:70:ASN:HB3	1.84	0.42
3:DL:125:ILE:CG2	3:DL:126:ASP:N	2.82	0.42
3:DM:48:VAL:HG13	3:DM:68:ILE:HD13	2.01	0.42
3:DN:65:GLN:HG2	3:DN:93:THR:HG22	2.02	0.42
3:EB:19:LEU:HD21	3:MJ:107:PHE:CE1	2.55	0.42

Continued on next page...

Continued from previous page...

Atom-1	Atom-2	Interatomic distance (Å)	Clash overlap (Å)
3:EB:109:ARG:NH1	3:MJ:125:ILE:CG1	2.83	0.42
3:ED:132:TYR:O	3:EH:2:LYS:CE	2.68	0.42
3:EE:131:ALA:HA	3:LI:1:ALA:CB	2.49	0.42
3:EF:48:VAL:HG22	3:EF:68:ILE:HG12	2.01	0.42
3:EF:62:TYR:HD1	3:FA:128:LEU:CD2	2.32	0.42
3:EH:30:ASN:OD1	3:EH:32:VAL:HG23	2.19	0.42
3:EI:115:LEU:HD11	3:GA:48:VAL:CG1	2.49	0.42
3:EN:69:GLN:NE2	3:EN:89:TYR:CD1	2.81	0.42
3:FA:87:GLN:OE1	3:FA:89:TYR:HE2	2.03	0.42
3:FB:129:ASN:HA	3:LK:24:ARG:HH11	1.85	0.42
3:FD:54:GLN:HB3	3:FD:55:PRO:CD	2.50	0.42
3:FE:21:LEU:HD13	3:FE:36:SER:C	2.39	0.42
3:FF:61:ASN:O	3:FF:63:LYS:NZ	2.52	0.42
3:FH:125:ILE:HD13	3:FK:64:VAL:HG11	2.00	0.42
3:FI:79:SER:O	3:FI:80:CYS:CB	2.63	0.42
3:FI:102:ASP:OD1	3:FI:103:GLU:N	2.52	0.42
3:GA:41:VAL:HG21	3:GA:44:LEU:HD12	2.02	0.42
3:GB:23:PRO:HA	3:GB:35:LEU:HD23	2.01	0.42
3:GC:112:LEU:O	3:GC:116:LEU:HG	2.20	0.42
3:GD:56:SER:CB	3:GD:59:ARG:HH11	2.33	0.42
3:GE:44:LEU:HD11	3:GE:82:PRO:HB2	2.01	0.42
3:GE:64:VAL:HG11	3:HE:125:ILE:HD11	2.01	0.42
3:GF:2:LYS:O	3:GF:4:GLU:OE2	2.38	0.42
3:GG:97:THR:HG23	3:GG:100:SER:H	1.82	0.42
3:GI:55:PRO:HG3	3:GI:62:TYR:CZ	2.54	0.42
3:HC:127:GLN:HB2	3:HC:129:ASN:OD1	2.19	0.42
3:HD:3:LEU:HB3	3:HD:23:PRO:HB3	2.02	0.42
3:HI:100:SER:HA	3:II:86:ARG:CZ	2.50	0.42
3:HJ:21:LEU:HD13	3:HJ:36:SER:C	2.40	0.42
3:HK:32:VAL:HG13	3:HK:51:SER:OG	2.20	0.42
3:IE:24:ARG:HE	3:IE:36:SER:CB	2.31	0.42
3:IF:21:LEU:HD13	3:IF:36:SER:C	2.39	0.42
3:IF:101:THR:O	3:IF:105:ARG:HG3	2.19	0.42
3:JA:44:LEU:HD12	3:JA:44:LEU:O	2.19	0.42
3:JE:44:LEU:HD11	3:JE:73:ALA:HA	2.02	0.42
3:JF:99:TYR:O	3:KA:86:ARG:CZ	2.67	0.42
3:JG:32:VAL:HG13	3:JG:51:SER:OG	2.19	0.42
3:JG:86:ARG:NH2	3:LD:100:SER:HA	2.33	0.42
3:JI:49:THR:HG22	3:JI:50:VAL:N	2.35	0.42
3:JI:128:LEU:HD11	3:LB:105:ARG:NE	2.35	0.42
3:JK:62:TYR:HD2	3:KN:128:LEU:HD22	1.83	0.42

Continued on next page...

Continued from previous page...

Atom-1	Atom-2	Interatomic distance (Å)	Clash overlap (Å)
3:JK:86:ARG:NH2	3:KN:104:GLU:OE1	2.52	0.42
3:JM:60:LYS:N	3:JM:61:ASN:HB3	2.29	0.42
3:JN:52:VAL:O	3:JN:54:GLN:NE2	2.39	0.42
3:JN:125:ILE:O	3:JN:128:LEU:HD11	2.19	0.42
3:KC:74:CYS:SG	3:LD:79:SER:O	2.78	0.42
3:KD:101:THR:O	3:KD:104:GLU:HG2	2.19	0.42
3:KI:102:ASP:N	3:KI:105:ARG:CZ	2.83	0.42
3:LA:39:GLY:HA3	3:LA:45:GLU:OE2	2.19	0.42
3:LK:127:GLN:N	3:LK:127:GLN:OE1	2.53	0.42
3:LL:24:ARG:HG2	3:LL:34:SER:HB2	2.02	0.42
3:LL:86:ARG:NH1	3:MB:99:TYR:HB2	2.35	0.42
3:LN:132:TYR:C	3:MI:2:LYS:HZ2	2.22	0.42
3:MA:96:PHE:CD1	3:MA:105:ARG:CD	3.03	0.42
3:MB:128:LEU:HD12	3:MB:128:LEU:N	2.35	0.42
3:MC:42:PRO:HA	3:MC:45:GLU:CD	2.40	0.42
3:ML:55:PRO:CB	3:ML:60:LYS:HG3	2.50	0.42
3:ML:81:ASP:O	3:ML:83:SER:N	2.53	0.42
3:NC:97:THR:O	3:NC:100:SER:OG	2.18	0.42
3:NC:108:VAL:HA	3:NC:111:GLU:CD	2.39	0.42
3:NE:122:ILE:HG23	3:NE:123:ASP:N	2.35	0.42
3:NF:8:LEU:HD22	3:NF:8:LEU:N	2.34	0.42
3:NF:127:GLN:C	3:NF:128:LEU:HD12	2.39	0.42
1:A:446:C:H2'	1:A:447:G:O4'	2.19	0.42
1:A:520:G:H2'	1:A:521:G:O4'	2.20	0.42
1:A:532:A:C5	1:A:539:A:C2	3.07	0.42
1:A:541:C:O2	1:A:542:U:C5	2.73	0.42
1:A:551:U:H2'	1:A:553:C:O2'	2.19	0.42
1:A:660:U:N3	1:A:661:G:N7	2.68	0.42
1:A:860:C:H5''	1:A:861:A:N7	2.34	0.42
1:A:865:G:N2	1:A:1237:G:N3	2.67	0.42
1:A:945:G:O2'	1:A:946:U:H5'	2.19	0.42
1:A:1281:U:H2'	1:A:1282:C:N1	2.35	0.42
1:A:1476:C:O2'	1:A:1477:U:H5'	2.20	0.42
1:A:1635:A:O2'	1:A:1636:C:H5'	2.20	0.42
1:A:2061:U:O4	1:A:2062:A:N6	2.52	0.42
1:A:2119:A:H8	1:A:2119:A:O5'	2.02	0.42
1:A:2247:A:O2'	1:A:2248:G:C4'	2.68	0.42
1:A:2257:C:H2'	1:A:2258:C:C6	2.54	0.42
1:A:2325:C:O3'	1:A:2326:G:O4'	2.37	0.42
1:A:2352:A:P	1:A:2353:U:OP1	2.77	0.42
1:A:2412:A:N7	1:A:2413:C:N4	2.68	0.42

Continued on next page...

Continued from previous page...

Atom-1	Atom-2	Interatomic distance (Å)	Clash overlap (Å)
1:A:2433:A:H2'	1:A:2434:A:C8	2.54	0.42
1:A:2632:A:O2'	1:A:2633:G:O5'	2.38	0.42
1:A:2655:G:C2'	1:A:2656:A:O5'	2.68	0.42
1:A:2707:U:H1'	1:A:2710:A:N6	2.34	0.42
1:A:2864:C:O2'	1:A:2865:A:O5'	2.35	0.42
1:A:3169:U:O5'	1:A:3277:U:OP2	2.38	0.42
1:A:3215:G:N7	1:A:3216:C:N3	2.67	0.42
1:A:3244:U:O4'	1:A:3802:A:N6	2.53	0.42
1:A:3432:A:N6	1:A:3440:A:C6	2.88	0.42
1:A:3621:C:N4	1:A:3638:A:H2	2.17	0.42
1:A:3793:U:O4	1:A:3794:C:N4	2.53	0.42
1:A:3797:G:N1	3:KK:57:ARG:HB2	2.35	0.42
1:A:3811:G:H2'	1:A:3812:G:C8	2.54	0.42
2:M:232:GLN:HG3	2:M:337:LEU:HD21	2.02	0.42
3:BA:91:ASP:OD1	3:BA:91:ASP:O	2.38	0.42
3:BB:3:LEU:CD1	3:BB:35:LEU:HD21	2.49	0.42
3:BB:79:SER:O	3:BB:80:CYS:CB	2.68	0.42
3:BC:107:PHE:CZ	3:ND:19:LEU:HD21	2.54	0.42
3:BG:71:PRO:HA	3:BG:87:GLN:HA	2.01	0.42
3:BJ:119:PRO:HA	3:BJ:122:ILE:HG12	2.02	0.42
3:CC:30:ASN:CG	3:CC:32:VAL:HG23	2.40	0.42
3:CD:11:ILE:HA	3:HA:110:THR:OG1	2.20	0.42
3:CD:132:TYR:O	3:HA:3:LEU:CD2	2.67	0.42
3:CF:125:ILE:CG1	3:GM:96:PHE:HE1	2.33	0.42
3:CH:11:ILE:HD11	3:HL:110:THR:HG23	2.00	0.42
3:CH:26:VAL:CG2	3:HJ:132:TYR:CD2	3.03	0.42
3:CI:48:VAL:HG22	3:CI:68:ILE:CD1	2.48	0.42
3:CI:57:ARG:HA	3:CI:57:ARG:NE	2.34	0.42
3:CI:97:THR:N	3:CI:100:SER:OG	2.53	0.42
3:CK:24:ARG:HB2	3:CK:34:SER:OG	2.19	0.42
3:CN:13:LYS:N	3:CN:13:LYS:CD	2.76	0.42
3:CN:41:VAL:N	3:CN:42:PRO:CD	2.83	0.42
3:DA:130:PRO:HA	3:MM:52:VAL:HG22	2.01	0.42
3:DE:23:PRO:HA	3:DE:35:LEU:CD2	2.49	0.42
3:DF:96:PHE:CD1	3:DF:105:ARG:HG2	2.55	0.42
3:DG:126:ASP:CG	3:EJ:106:ALA:HB2	2.40	0.42
3:DI:99:TYR:OH	3:DJ:84:VAL:N	2.37	0.42
3:DI:99:TYR:CE1	3:DJ:83:SER:HA	2.55	0.42
3:DL:125:ILE:HD11	3:MN:96:PHE:CE2	2.55	0.42
3:DL:130:PRO:HG3	3:MN:52:VAL:HB	2.02	0.42
3:EC:21:LEU:HB3	3:EC:35:LEU:HB3	2.02	0.42

Continued on next page...

Continued from previous page...

Atom-1	Atom-2	Interatomic distance (Å)	Clash overlap (Å)
3:EC:23:PRO:HA	3:EC:35:LEU:HG	2.02	0.42
3:EC:50:VAL:HG23	3:EC:50:VAL:O	2.19	0.42
3:EC:55:PRO:HA	3:EC:60:LYS:O	2.20	0.42
3:ED:61:ASN:HA	3:ED:96:PHE:O	2.18	0.42
3:EG:102:ASP:OD1	3:GC:126:ASP:HA	2.20	0.42
3:EI:125:ILE:HG21	3:GA:64:VAL:HG11	2.01	0.42
3:EN:98:GLN:OE1	3:EN:98:GLN:HA	2.19	0.42
3:FB:105:ARG:CZ	3:LJ:126:ASP:O	2.67	0.42
3:FB:121:LEU:HD22	3:LJ:66:VAL:HG21	2.02	0.42
3:FE:128:LEU:HD12	3:FE:128:LEU:N	2.35	0.42
3:FF:22:ASN:HB3	3:FF:23:PRO:HD2	2.00	0.42
3:FG:13:LYS:HG3	3:KG:106:ALA:HB3	2.01	0.42
3:FI:70:ASN:C	3:FI:87:GLN:OE1	2.58	0.42
3:FL:111:GLU:N	3:HD:11:ILE:CD1	2.83	0.42
3:FN:110:THR:CB	3:HB:11:ILE:HD12	2.43	0.42
3:FN:125:ILE:HD12	3:HB:94:PHE:CE2	2.53	0.42
3:GA:120:LEU:O	3:GA:123:ASP:OD1	2.37	0.42
3:GG:41:VAL:N	3:GG:42:PRO:CD	2.83	0.42
3:GJ:44:LEU:HD13	3:GL:98:GLN:NE2	2.32	0.42
3:GJ:121:LEU:CD2	3:GN:66:VAL:HG21	2.49	0.42
3:GK:37:GLN:C	3:GK:45:GLU:OE2	2.58	0.42
3:GL:111:GLU:OE1	3:HG:19:LEU:CD2	2.67	0.42
3:GM:125:ILE:O	3:GM:128:LEU:HD12	2.20	0.42
3:HF:41:VAL:HG23	3:HF:41:VAL:O	2.19	0.42
3:HH:48:VAL:HG13	3:HH:68:ILE:CD1	2.50	0.42
3:HK:34:SER:C	3:HK:35:LEU:HD22	2.40	0.42
3:IA:79:SER:O	3:IA:80:CYS:HB3	2.19	0.42
3:IA:98:GLN:NE2	3:IB:43:ALA:HA	2.35	0.42
3:IA:126:ASP:OD2	3:IA:127:GLN:OE1	2.38	0.42
3:IB:116:LEU:HD11	3:IK:112:LEU:CD2	2.49	0.42
3:IC:11:ILE:HD12	3:JN:110:THR:CB	2.49	0.42
3:IH:3:LEU:HD23	3:NG:132:TYR:N	2.34	0.42
3:IK:84:VAL:O	3:IK:84:VAL:HG13	2.20	0.42
3:JA:101:THR:O	3:JA:105:ARG:HG3	2.19	0.42
3:JG:119:PRO:HA	3:JG:122:ILE:HB	2.02	0.42
3:JI:102:ASP:CG	3:LB:13:LYS:HZ1	2.22	0.42
3:KC:119:PRO:CA	3:KC:122:ILE:HD12	2.43	0.42
3:KC:132:TYR:N	3:LC:3:LEU:CD1	2.83	0.42
3:KE:119:PRO:HA	3:KE:122:ILE:CG1	2.49	0.42
3:KF:75:THR:HG22	3:KF:82:PRO:HG3	2.00	0.42
3:KH:44:LEU:HD13	3:KJ:98:GLN:NE2	2.34	0.42

Continued on next page...

Continued from previous page...

Atom-1	Atom-2	Interatomic distance (Å)	Clash overlap (Å)
3:KH:51:SER:N	3:KH:65:GLN:HE21	2.17	0.42
3:KK:13:LYS:HD2	3:MH:106:ALA:CB	2.50	0.42
3:KK:26:VAL:O	3:KK:26:VAL:HG23	2.20	0.42
3:LA:91:ASP:O	3:MD:92:VAL:HA	2.19	0.42
3:LG:86:ARG:HH22	3:MG:99:TYR:CB	2.29	0.42
3:LK:23:PRO:HA	3:LK:35:LEU:HG	2.01	0.42
3:LM:54:GLN:NE2	3:LN:24:ARG:HB3	2.34	0.42
3:MB:11:ILE:HG23	3:MB:17:GLN:CD	2.40	0.42
3:MC:66:VAL:HG21	3:NJ:121:LEU:HD11	2.02	0.42
3:MI:101:THR:O	3:MI:105:ARG:HG3	2.18	0.42
3:MM:17:GLN:HG3	3:MM:18:THR:N	2.35	0.42
3:NC:128:LEU:N	3:NC:128:LEU:HD12	2.35	0.42
3:NI:102:ASP:OD2	3:NI:102:ASP:C	2.57	0.42
1:A:439:G:C6	3:MM:57:ARG:NH1	2.88	0.42
1:A:682:C:N3	1:A:683:G:N7	2.68	0.42
1:A:975:C:C2	1:A:976:A:N7	2.88	0.42
1:A:1063:C:OP2	1:A:1215:C:H5	2.03	0.42
1:A:1308:A:C6	1:A:1309:C:C4	3.08	0.42
1:A:1348:C:H2'	1:A:1349:A:C8	2.55	0.42
1:A:1421:G:H2'	1:A:1422:G:C8	2.55	0.42
1:A:1500:G:C2	1:A:1501:U:C5	3.08	0.42
1:A:1795:U:O2	1:A:1796:U:O4'	2.38	0.42
1:A:2376:A:N1	1:A:2403:G:C4	2.88	0.42
1:A:2685:A:C5	1:A:2686:G:N7	2.88	0.42
1:A:2699:U:O2	1:A:2718:C:O2	2.38	0.42
1:A:2707:U:O2'	1:A:2708:C:H3'	2.20	0.42
1:A:3057:A:H2'	1:A:3058:U:O4'	2.19	0.42
1:A:3169:U:H4'	1:A:3170:U:OP2	2.20	0.42
1:A:3313:C:H2'	1:A:3314:U:O4'	2.19	0.42
1:A:3411:G:H2'	1:A:3412:U:C4'	2.50	0.42
1:A:3450:G:H2'	1:A:3451:C:O4'	2.20	0.42
1:A:3617:A:H2	1:A:3622:U:O4	2.01	0.42
1:A:3666:U:H2'	1:A:3667:G:O4'	2.20	0.42
1:A:3825:C:C5'	3:FE:63:LYS:HZ1	2.33	0.42
1:A:3830:G:N3	1:A:3830:G:H2'	2.35	0.42
1:A:3880:U:H3'	1:A:3881:C:H5'	2.02	0.42
1:A:3932:U:O4	3:KG:89:TYR:CD2	2.73	0.42
1:A:4152:G:C6	1:A:4168:A:N1	2.88	0.42
1:A:4197:G:H2'	1:A:4198:C:C6	2.55	0.42
3:B:128:LEU:HD12	3:D:62:TYR:HB3	2.02	0.42
3:BA:86:ARG:HH12	3:MK:101:THR:HG23	1.85	0.42

Continued on next page...

Continued from previous page...

Atom-1	Atom-2	Interatomic distance (Å)	Clash overlap (Å)
3:BD:13:LYS:HZ2	3:JB:103:GLU:N	2.18	0.42
3:BD:68:ILE:O	3:BD:89:TYR:HB2	2.20	0.42
3:BG:56:SER:O	3:BG:59:ARG:O	2.37	0.42
3:BH:79:SER:HA	3:IA:76:ALA:HA	2.02	0.42
3:BH:86:ARG:HH22	3:IL:101:THR:H	1.67	0.42
3:BH:100:SER:OG	3:BH:105:ARG:HD2	2.20	0.42
3:BI:22:ASN:OD1	3:BI:23:PRO:CD	2.67	0.42
3:BK:24:ARG:NE	3:BN:130:PRO:HD3	2.35	0.42
3:BK:76:ALA:HA	3:HL:79:SER:HA	2.02	0.42
3:BN:125:ILE:CG2	3:BN:126:ASP:N	2.82	0.42
3:CF:64:VAL:HG11	3:GM:125:ILE:HD13	1.99	0.42
3:CH:84:VAL:O	3:CH:84:VAL:HG13	2.20	0.42
3:CH:98:GLN:CD	3:CI:43:ALA:HB2	2.40	0.42
3:CJ:37:GLN:OE1	3:CJ:46:LYS:CE	2.67	0.42
3:CJ:106:ALA:HA	3:CJ:109:ARG:HG2	2.02	0.42
3:DB:19:LEU:HD21	3:DB:21:LEU:HD21	2.01	0.42
3:DE:106:ALA:CB	3:EL:126:ASP:OD1	2.67	0.42
3:DG:109:ARG:HD2	3:EJ:122:ILE:CD1	2.50	0.42
3:DG:125:ILE:CG2	3:DG:126:ASP:N	2.82	0.42
3:DI:11:ILE:CG2	3:DI:17:GLN:HB2	2.49	0.42
3:DJ:43:ALA:O	3:DJ:44:LEU:HD22	2.20	0.42
3:DK:8:LEU:HD22	3:DK:8:LEU:N	2.33	0.42
3:EA:132:TYR:O	3:LM:2:LYS:CE	2.68	0.42
3:EB:79:SER:O	3:EB:80:CYS:HB3	2.19	0.42
3:EC:68:ILE:HB	3:EC:90:ALA:HB3	2.01	0.42
3:EG:56:SER:O	3:EG:59:ARG:O	2.38	0.42
3:EK:115:LEU:O	3:EK:121:LEU:HD13	2.20	0.42
3:EM:26:VAL:O	3:EM:28:PRO:CD	2.65	0.42
3:EN:98:GLN:NE2	3:FA:43:ALA:HA	2.35	0.42
3:FB:98:GLN:HE22	3:FC:43:ALA:CA	2.32	0.42
3:FD:118:SER:OG	3:FD:119:PRO:HD2	2.20	0.42
3:FE:11:ILE:HD11	3:KI:111:GLU:CA	2.49	0.42
3:FE:131:ALA:HA	3:KI:1:ALA:CB	2.50	0.42
3:FI:64:VAL:HB	3:KE:125:ILE:HD12	2.02	0.42
3:FJ:21:LEU:HB3	3:FJ:35:LEU:HD12	2.01	0.42
3:FJ:41:VAL:N	3:FJ:42:PRO:CD	2.83	0.42
3:FJ:109:ARG:HE	3:HF:125:ILE:CG1	2.32	0.42
3:FM:131:ALA:C	3:FM:132:TYR:CD1	2.93	0.42
3:GC:94:PHE:HB3	3:GC:105:ARG:NH2	2.34	0.42
3:GD:25:GLY:HA3	3:KD:130:PRO:O	2.20	0.42
3:GD:101:THR:HG23	3:KF:86:ARG:HH22	1.84	0.42

Continued on next page...

Continued from previous page...

Atom-1	Atom-2	Interatomic distance (Å)	Clash overlap (Å)
3:GE:125:ILE:HG23	3:HE:96:PHE:HE1	1.84	0.42
3:GF:105:ARG:CD	3:KD:128:LEU:HD11	2.49	0.42
3:GH:24:ARG:CZ	3:JE:129:ASN:OD1	2.66	0.42
3:GI:8:LEU:HD22	3:JC:114:ALA:HB1	2.00	0.42
3:GI:86:ARG:NH1	3:JC:99:TYR:O	2.53	0.42
3:GJ:86:ARG:NH2	3:GN:104:GLU:OE2	2.53	0.42
3:GK:14:ASP:OD1	3:GK:15:GLY:N	2.53	0.42
3:GM:119:PRO:HA	3:GM:122:ILE:HG12	2.01	0.42
3:HB:81:ASP:N	3:HB:81:ASP:OD1	2.52	0.42
3:HE:84:VAL:O	3:HE:84:VAL:HG13	2.20	0.42
3:HJ:107:PHE:O	3:HJ:111:GLU:CD	2.58	0.42
3:IA:52:VAL:O	3:IA:52:VAL:CG1	2.68	0.42
3:IE:107:PHE:CE2	3:IE:111:GLU:OE2	2.73	0.42
3:IE:128:LEU:CD1	3:JL:105:ARG:NE	2.82	0.42
3:IF:27:ASN:O	3:IF:31:GLY:N	2.48	0.42
3:II:91:ASP:OD1	3:II:92:VAL:N	2.52	0.42
3:IK:101:THR:HG23	3:IK:104:GLU:H	1.85	0.42
3:IN:8:LEU:N	3:IN:8:LEU:CD1	2.82	0.42
3:JC:52:VAL:HG12	3:JC:64:VAL:HG13	2.02	0.42
3:JF:118:SER:OG	3:JF:119:PRO:HD2	2.20	0.42
3:JI:103:GLU:N	3:LB:13:LYS:HZ2	2.17	0.42
3:JJ:52:VAL:CG1	3:JJ:64:VAL:HG22	2.46	0.42
3:JK:101:THR:OG1	3:JK:104:GLU:HG3	2.20	0.42
3:JK:111:GLU:OE1	3:JK:111:GLU:HA	2.19	0.42
3:JM:41:VAL:N	3:JM:42:PRO:CD	2.83	0.42
3:KB:81:ASP:OD2	3:KD:99:TYR:CE2	2.72	0.42
3:KB:98:GLN:NE2	3:KC:43:ALA:CB	2.83	0.42
3:KC:118:SER:OG	3:KC:119:PRO:HD2	2.20	0.42
3:KK:122:ILE:HA	3:MH:109:ARG:CZ	2.50	0.42
3:KM:8:LEU:HD22	3:MF:114:ALA:CB	2.48	0.42
3:KM:102:ASP:OD1	3:MF:126:ASP:O	2.38	0.42
3:KN:58:ASN:O	3:KN:59:ARG:NH2	2.53	0.42
3:LB:68:ILE:HB	3:LB:90:ALA:HB3	2.01	0.42
3:LE:49:THR:HB	3:LE:67:LYS:HG2	2.00	0.42
3:LF:60:LYS:HB2	3:LF:61:ASN:CB	2.50	0.42
3:LH:24:ARG:CA	3:MG:130:PRO:HG2	2.50	0.42
3:LJ:52:VAL:HG12	3:LJ:64:VAL:HG13	2.02	0.42
3:LL:86:ARG:NH2	3:MB:100:SER:CA	2.83	0.42
3:LN:55:PRO:HB2	3:LN:60:LYS:HD2	2.02	0.42
3:LN:108:VAL:O	3:LN:111:GLU:HG3	2.19	0.42
3:LN:114:ALA:HB1	3:MI:8:LEU:CG	2.49	0.42

Continued on next page...

Continued from previous page...

Atom-1	Atom-2	Interatomic distance (Å)	Clash overlap (Å)
3:ML:32:VAL:HG12	3:ML:51:SER:CB	2.49	0.42
3:ML:117:ALA:O	3:ML:122:ILE:HD11	2.20	0.42
3:NB:11:ILE:CG2	3:NB:17:GLN:HB2	2.48	0.42
3:NC:68:ILE:HG23	3:NC:68:ILE:O	2.20	0.42
3:NH:41:VAL:N	3:NH:42:PRO:CD	2.82	0.42
3:NJ:55:PRO:HA	3:NJ:60:LYS:O	2.20	0.42
1:A:126:G:H3'	1:A:127:C:H5''	2.01	0.42
1:A:149:U:H2'	1:A:150:C:O4'	2.20	0.42
1:A:185:A:H3'	1:A:186:G:H5''	2.02	0.42
1:A:371:G:H2'	1:A:372:U:C6	2.55	0.42
1:A:714:C:OP1	3:KC:59:ARG:CZ	2.68	0.42
1:A:986:A:N1	1:A:1024:G:C6	2.88	0.42
1:A:1065:A:H2'	1:A:1066:G:O4'	2.19	0.42
1:A:1301:U:OP2	1:A:1570:C:C4	2.73	0.42
1:A:1390:G:C2	1:A:1391:A:C4	3.08	0.42
1:A:1416:C:N4	1:A:1434:A:H61	2.15	0.42
1:A:1704:C:H2'	1:A:1705:U:O4'	2.19	0.42
1:A:1731:A:H2'	1:A:1732:A:C8	2.55	0.42
1:A:1914:A:H2'	1:A:1915:A:C8	2.54	0.42
1:A:2205:C:N3	1:A:2220:A:C2	2.88	0.42
1:A:2242:C:H5'	3:FJ:63:LYS:HZ3	1.84	0.42
1:A:2356:C:P	3:FL:61:ASN:ND2	2.93	0.42
1:A:2368:C:O5'	1:A:2370:U:P	2.77	0.42
1:A:2426:U:H3	1:A:2890:C:H41	1.68	0.42
1:A:2501:U:H2'	1:A:2502:G:C8	2.55	0.42
1:A:2591:C:H2'	1:A:2592:G:C1'	2.49	0.42
1:A:2602:U:O2'	1:A:2603:A:H5''	2.19	0.42
1:A:2606:U:O3'	3:EI:59:ARG:CZ	2.67	0.42
1:A:2667:A:C2	1:A:2786:U:C2	3.08	0.42
1:A:2694:U:O4	1:A:2695:A:N6	2.53	0.42
1:A:2885:G:H2'	1:A:2886:U:O4'	2.20	0.42
1:A:3055:G:H2'	1:A:3056:U:C6	2.55	0.42
1:A:3260:A:H2'	1:A:3261:U:C6	2.55	0.42
1:A:3417:G:H2'	1:A:3418:U:C6	2.55	0.42
1:A:3825:C:C2'	1:A:3826:C:OP1	2.67	0.42
1:A:4071:C:H2'	1:A:4072:C:O4'	2.20	0.42
1:A:4212:C:O2'	1:A:4213:U:C5'	2.68	0.42
3:BD:132:TYR:HD2	3:GK:132:TYR:OH	2.02	0.42
3:BL:105:ARG:CZ	3:CG:128:LEU:HD11	2.50	0.42
3:CA:8:LEU:HD11	3:DH:115:LEU:HD22	2.01	0.42
3:CA:24:ARG:NE	3:CA:36:SER:OG	2.53	0.42

Continued on next page...

Continued from previous page...

Atom-1	Atom-2	Interatomic distance (Å)	Clash overlap (Å)
3:CA:46:LYS:HG2	3:CA:70:ASN:OD1	2.20	0.42
3:CB:126:ASP:CG	3:HC:109:ARG:NH2	2.71	0.42
3:CC:111:GLU:CA	3:DF:11:ILE:HD11	2.50	0.42
3:CE:56:SER:OG	3:CE:57:ARG:N	2.53	0.42
3:CI:100:SER:HA	3:DI:86:ARG:NH2	2.35	0.42
3:CJ:92:VAL:HG22	3:HJ:92:VAL:HG13	2.01	0.42
3:CK:3:LEU:HD23	3:CK:3:LEU:H	1.85	0.42
3:CL:125:ILE:CG2	3:CL:126:ASP:N	2.82	0.42
3:CM:24:ARG:HB2	3:CM:34:SER:C	2.40	0.42
3:CM:62:TYR:CD2	3:NA:128:LEU:CD2	3.03	0.42
3:CN:54:GLN:N	3:CN:54:GLN:OE1	2.53	0.42
3:DF:41:VAL:N	3:DF:42:PRO:CD	2.83	0.42
3:DG:131:ALA:HA	3:EJ:1:ALA:HB1	2.01	0.42
3:DI:19:LEU:HD21	3:DI:21:LEU:HD21	2.01	0.42
3:DJ:96:PHE:HB3	3:DJ:100:SER:OG	2.20	0.42
3:DK:81:ASP:O	3:DK:83:SER:N	2.53	0.42
3:EA:98:GLN:NE2	3:EB:43:ALA:CB	2.83	0.42
3:EF:62:TYR:CD1	3:FA:128:LEU:HD22	2.55	0.42
3:EI:54:GLN:HB3	3:EI:55:PRO:HD2	2.00	0.42
3:EJ:56:SER:O	3:EJ:59:ARG:O	2.38	0.42
3:FA:106:ALA:HB1	3:FA:109:ARG:NH2	2.35	0.42
3:FD:24:ARG:NH1	3:GB:128:LEU:O	2.53	0.42
3:FE:3:LEU:O	3:FE:3:LEU:HD12	2.19	0.42
3:FE:99:TYR:CE2	3:FF:83:SER:HA	2.55	0.42
3:FH:11:ILE:HD12	3:FK:107:PHE:HE1	1.85	0.42
3:FH:23:PRO:HA	3:FH:35:LEU:HD23	2.01	0.42
3:FI:11:ILE:HD11	3:KE:111:GLU:CG	2.50	0.42
3:FI:68:ILE:HB	3:FI:90:ALA:HB3	2.02	0.42
3:FI:105:ARG:CZ	3:KE:126:ASP:O	2.68	0.42
3:FI:112:LEU:HD11	3:KE:92:VAL:HG21	2.02	0.42
3:FJ:45:GLU:HB3	3:FJ:71:PRO:HG2	2.02	0.42
3:FJ:55:PRO:HG3	3:FJ:62:TYR:CE1	2.52	0.42
3:FJ:122:ILE:HA	3:HF:109:ARG:NH1	2.34	0.42
3:FK:37:GLN:OE1	3:FK:46:LYS:HG3	2.20	0.42
3:FM:60:LYS:HB3	3:FM:61:ASN:HB3	2.02	0.42
3:FM:69:GLN:HA	3:FM:89:TYR:HB3	2.02	0.42
3:FN:128:LEU:HB2	3:HC:24:ARG:HH22	1.85	0.42
3:GD:44:LEU:HD13	3:GF:98:GLN:NE2	2.35	0.42
3:GD:60:LYS:HB2	3:GD:61:ASN:HB3	2.00	0.42
3:GE:119:PRO:HA	3:GE:122:ILE:HD12	2.02	0.42
3:GI:119:PRO:HA	3:GI:122:ILE:HD12	2.02	0.42

Continued on next page...

Continued from previous page...

Atom-1	Atom-2	Interatomic distance (Å)	Clash overlap (Å)
3:GJ:41:VAL:N	3:GJ:42:PRO:CD	2.83	0.42
3:GJ:52:VAL:O	3:GJ:52:VAL:HG23	2.19	0.42
3:GM:11:ILE:CG2	3:GM:17:GLN:HB2	2.50	0.42
3:HC:48:VAL:HG22	3:HC:68:ILE:HD12	2.01	0.42
3:HC:49:THR:OG1	3:HC:67:LYS:HD2	2.20	0.42
3:HG:115:LEU:HB3	3:HG:121:LEU:HD11	2.00	0.42
3:HI:115:LEU:HD22	3:II:8:LEU:CD1	2.49	0.42
3:HI:128:LEU:HD11	3:II:105:ARG:CD	2.50	0.42
3:HK:23:PRO:HA	3:HK:35:LEU:HD13	2.02	0.42
3:HK:98:GLN:OE1	3:HK:98:GLN:N	2.43	0.42
3:HN:21:LEU:HB3	3:HN:35:LEU:HB3	2.02	0.42
3:ID:37:GLN:O	3:ID:45:GLU:OE2	2.37	0.42
3:IE:52:VAL:CG1	3:JL:130:PRO:HA	2.50	0.42
3:IG:96:PHE:CZ	3:IG:105:ARG:HG2	2.55	0.42
3:IH:86:ARG:NH1	3:NG:100:SER:HA	2.35	0.42
3:JD:98:GLN:HE21	3:JE:43:ALA:HA	1.85	0.42
3:JI:3:LEU:HD21	3:JI:33:ALA:HB1	2.02	0.42
3:JJ:11:ILE:HG22	3:JJ:17:GLN:C	2.39	0.42
3:KB:59:ARG:HA	3:KB:59:ARG:CZ	2.50	0.42
3:KC:100:SER:HA	3:LC:86:ARG:CZ	2.50	0.42
3:KF:69:GLN:HG3	3:KF:87:GLN:NE2	2.35	0.42
3:KF:106:ALA:HA	3:KF:109:ARG:NE	2.34	0.42
3:KH:41:VAL:HG13	3:KH:44:LEU:HD21	2.00	0.42
3:KK:94:PHE:HB3	3:KK:96:PHE:CE2	2.55	0.42
3:KK:103:GLU:HA	3:MH:13:LYS:HE3	2.01	0.42
3:KL:56:SER:OG	3:KL:59:ARG:N	2.52	0.42
3:KN:98:GLN:CD	3:LA:43:ALA:HB2	2.40	0.42
3:LA:27:ASN:OD1	3:LA:28:PRO:HD2	2.19	0.42
3:LA:109:ARG:CZ	3:MD:122:ILE:HG22	2.49	0.42
3:LC:52:VAL:O	3:LC:52:VAL:CG2	2.66	0.42
3:LF:3:LEU:HD21	3:LF:33:ALA:HB1	2.02	0.42
3:LF:98:GLN:O	3:LG:42:PRO:HD2	2.20	0.42
3:LG:46:LYS:HD3	3:LG:70:ASN:ND2	2.34	0.42
3:LJ:46:LYS:CD	3:LJ:70:ASN:OD1	2.67	0.42
3:LL:131:ALA:HB1	3:MB:3:LEU:HD23	2.02	0.42
3:ME:52:VAL:HG11	3:NH:130:PRO:CG	2.50	0.42
3:ME:75:THR:O	3:NI:79:SER:HA	2.20	0.42
3:ME:103:GLU:HA	3:NH:13:LYS:HD2	2.01	0.42
3:MF:54:GLN:HB3	3:MF:55:PRO:CD	2.49	0.42
3:MG:49:THR:OG1	3:MG:67:LYS:HB2	2.20	0.42
3:MG:92:VAL:CG1	3:MG:94:PHE:CE2	3.03	0.42

Continued on next page...

Continued from previous page...

Atom-1	Atom-2	Interatomic distance (Å)	Clash overlap (Å)
3:MH:6:VAL:HG12	3:MH:8:LEU:HD22	2.00	0.42
3:MH:57:ARG:HH11	3:MH:57:ARG:HG3	1.85	0.42
3:ML:55:PRO:HB2	3:ML:60:LYS:CE	2.50	0.42
3:NB:19:LEU:CD2	3:NB:21:LEU:HD21	2.49	0.42
3:NB:41:VAL:N	3:NB:42:PRO:CD	2.82	0.42
3:NF:91:ASP:OD2	3:NF:91:ASP:O	2.37	0.42
3:NF:103:GLU:OE2	3:NF:104:GLU:HG3	2.20	0.42
3:NH:92:VAL:CG1	3:NH:94:PHE:CE1	3.02	0.42
3:NJ:24:ARG:HB2	3:NJ:34:SER:OG	2.20	0.42
1:A:392:U:O3'	3:DJ:57:ARG:NH2	2.53	0.42
1:A:427:C:C2'	1:A:429:U:OP2	2.67	0.42
1:A:495:C:OP1	3:BK:63:LYS:CE	2.68	0.42
1:A:1031:G:N3	3:IJ:57:ARG:NH2	2.67	0.42
1:A:1062:A:H2'	1:A:1063:C:O4'	2.20	0.42
1:A:1212:A:H2'	1:A:1213:C:C6	2.55	0.42
1:A:1217:A:OP2	1:A:1218:U:C5	2.72	0.42
1:A:1392:A:H2'	1:A:1393:A:C8	2.54	0.42
1:A:1440:G:H2'	1:A:1441:U:C6	2.55	0.42
1:A:1475:G:N7	1:A:1476:C:C5	2.87	0.42
1:A:1533:A:C3'	1:A:1534:A:H5''	2.50	0.42
1:A:1568:C:H3'	1:A:1569:A:C5'	2.50	0.42
1:A:1607:G:H2'	1:A:1608:G:C8	2.55	0.42
1:A:1783:C:O2'	1:A:1810:U:N3	2.34	0.42
1:A:1928:C:C2	1:A:1992:G:C2	3.08	0.42
1:A:2064:C:H2'	1:A:2065:U:O5'	2.20	0.42
1:A:2280:U:C4	1:A:2281:U:C4	3.07	0.42
1:A:2288:G:O5'	1:A:2288:G:H8	2.03	0.42
1:A:2300:U:H2'	1:A:2301:A:O4'	2.20	0.42
1:A:2335:A:O4'	3:HC:89:TYR:CE2	2.73	0.42
1:A:2349:U:N3	1:A:2350:G:N7	2.67	0.42
1:A:2377:A:H4'	1:A:2378:C:O5'	2.20	0.42
1:A:2404:C:H4'	1:A:2405:C:C5'	2.49	0.42
1:A:2414:A:O4'	1:A:2899:C:OP1	2.38	0.42
1:A:2848:A:H2'	1:A:2849:C:N1	2.35	0.42
1:A:2858:G:O2'	1:A:2859:U:H5'	2.19	0.42
1:A:2919:C:H2'	1:A:2920:U:O4'	2.19	0.42
1:A:2942:U:O2	1:A:2943:A:C8	2.73	0.42
1:A:2963:C:H2'	1:A:2963:C:O2	2.19	0.42
1:A:3097:U:H2'	1:A:3098:C:C6	2.55	0.42
1:A:3282:G:H3'	1:A:3283:A:C8	2.55	0.42
1:A:3583:A:C2'	1:A:3584:C:O5'	2.67	0.42

Continued on next page...

Continued from previous page...

Atom-1	Atom-2	Interatomic distance (Å)	Clash overlap (Å)
1:A:3797:G:O3'	3:KK:55:PRO:O	2.38	0.42
1:A:3808:G:O2'	3:KH:57:ARG:O	2.30	0.42
1:A:3826:C:OP2	3:FE:53:SER:OG	2.37	0.42
1:A:3840:C:C5'	1:A:3841:A:OP1	2.68	0.42
1:A:3879:C:OP1	3:EA:69:GLN:OE1	2.37	0.42
1:A:3918:G:C6	1:A:3944:G:N1	2.88	0.42
1:A:3929:U:H2'	1:A:3930:C:C6	2.55	0.42
1:A:3999:C:H2'	1:A:4000:C:C1'	2.50	0.42
1:A:4163:A:C4	1:A:4164:U:C6	3.08	0.42
2:M:223:ASP:OD1	2:M:227:ARG:CD	2.67	0.42
3:B:72:THR:HG1	3:D:104:GLU:CD	2.23	0.42
3:BA:41:VAL:N	3:BA:42:PRO:CD	2.83	0.42
3:BD:126:ASP:N	3:JB:105:ARG:NE	2.68	0.42
3:BE:34:SER:O	3:BE:35:LEU:HD22	2.20	0.42
3:BI:8:LEU:HD22	3:BI:8:LEU:N	2.35	0.42
3:BK:24:ARG:NE	3:BK:24:ARG:O	2.52	0.42
3:CA:125:ILE:HD11	3:DH:64:VAL:HG11	2.00	0.42
3:CJ:110:THR:OG1	3:HJ:11:ILE:CD1	2.68	0.42
3:CL:24:ARG:HB3	3:CL:34:SER:O	2.20	0.42
3:CM:112:LEU:CD2	3:NA:116:LEU:HD21	2.48	0.42
3:CM:114:ALA:HB1	3:NA:8:LEU:HG	2.02	0.42
3:DB:50:VAL:HG21	3:DK:120:LEU:HD21	2.01	0.42
3:DB:92:VAL:HG22	3:DK:92:VAL:HG13	2.01	0.42
3:DB:94:PHE:CD2	3:DK:125:ILE:CD1	3.02	0.42
3:DI:44:LEU:HD22	3:DK:98:GLN:O	2.20	0.42
3:EA:30:ASN:CG	3:EA:32:VAL:HG23	2.40	0.42
3:EB:109:ARG:HH12	3:MJ:126:ASP:N	2.17	0.42
3:EE:86:ARG:NH2	3:LI:99:TYR:O	2.53	0.42
3:EF:116:LEU:CD1	3:FA:112:LEU:HD23	2.49	0.42
3:EI:13:LYS:NZ	3:GA:103:GLU:HA	2.34	0.42
3:EI:49:THR:O	3:EI:66:VAL:HG13	2.20	0.42
3:FA:13:LYS:HD2	3:FA:13:LYS:H	1.85	0.42
3:FB:126:ASP:OD1	3:LJ:106:ALA:N	2.52	0.42
3:FC:115:LEU:HD12	3:GB:68:ILE:HD11	2.02	0.42
3:FK:49:THR:OG1	3:FK:67:LYS:HE3	2.18	0.42
3:FL:86:ARG:NH2	3:HD:100:SER:N	2.68	0.42
3:GA:21:LEU:N	3:GA:21:LEU:HD22	2.35	0.42
3:GA:97:THR:N	3:GA:100:SER:OG	2.51	0.42
3:GD:106:ALA:O	3:GD:109:ARG:HG2	2.20	0.42
3:GE:3:LEU:HD23	3:GE:3:LEU:H	1.84	0.42
3:GE:11:ILE:CG2	3:GE:17:GLN:HB2	2.49	0.42

Continued on next page...

Continued from previous page...

Atom-1	Atom-2	Interatomic distance (Å)	Clash overlap (Å)
3:GE:118:SER:OG	3:GE:119:PRO:CD	2.67	0.42
3:GJ:3:LEU:HD12	3:GJ:35:LEU:HD11	2.01	0.42
3:GJ:105:ARG:NH2	3:GN:126:ASP:O	2.48	0.42
3:GK:79:SER:OG	3:GN:76:ALA:HA	2.20	0.42
3:GL:2:LYS:HA	3:HG:132:TYR:OXT	2.19	0.42
3:GL:131:ALA:HB1	3:HG:3:LEU:CD2	2.46	0.42
3:GM:106:ALA:O	3:GM:110:THR:HG22	2.19	0.42
3:HA:101:THR:HG23	3:HA:104:GLU:H	1.85	0.42
3:HC:26:VAL:HG23	3:HC:32:VAL:C	2.41	0.42
3:HE:21:LEU:HD13	3:HE:36:SER:C	2.40	0.42
3:HF:52:VAL:HG12	3:HF:64:VAL:HG13	2.02	0.42
3:HN:64:VAL:HG11	3:ID:125:ILE:HD11	1.97	0.42
3:IB:81:ASP:O	3:IB:83:SER:N	2.53	0.42
3:IB:132:TYR:CE1	3:IJ:28:PRO:HB3	2.55	0.42
3:IE:37:GLN:O	3:IE:45:GLU:CG	2.67	0.42
3:IH:52:VAL:HG23	3:IH:64:VAL:CG2	2.50	0.42
3:II:27:ASN:O	3:II:31:GLY:N	2.52	0.42
3:II:41:VAL:O	3:II:44:LEU:N	2.43	0.42
3:IJ:11:ILE:CD1	3:NE:111:GLU:OE2	2.68	0.42
3:JF:2:LYS:HA	3:KA:132:TYR:OXT	2.20	0.42
3:JG:4:GLU:N	3:JG:4:GLU:OE1	2.53	0.42
3:JG:97:THR:N	3:JG:100:SER:HG	2.18	0.42
3:JG:122:ILE:CG2	3:JG:123:ASP:N	2.82	0.42
3:JJ:8:LEU:HD22	3:JJ:8:LEU:N	2.35	0.42
3:KA:42:PRO:HA	3:KA:45:GLU:CD	2.40	0.42
3:KD:16:LYS:HE2	3:KD:16:LYS:CA	2.50	0.42
3:KJ:32:VAL:O	3:KJ:32:VAL:HG23	2.19	0.42
3:KJ:128:LEU:HD11	3:LE:105:ARG:CD	2.50	0.42
3:KK:109:ARG:HD2	3:KK:109:ARG:C	2.40	0.42
3:KL:11:ILE:CG2	3:KL:17:GLN:HB2	2.50	0.42
3:KL:55:PRO:HD2	3:KL:62:TYR:CE2	2.55	0.42
3:KM:26:VAL:HG23	3:KM:32:VAL:C	2.40	0.42
3:KM:120:LEU:HD22	3:MF:35:LEU:HD11	2.02	0.42
3:LG:99:TYR:OH	3:LH:83:SER:HA	2.20	0.42
3:LH:126:ASP:OD2	3:LH:127:GLN:HG3	2.20	0.42
3:LM:51:SER:OG	3:LM:65:GLN:HB2	2.20	0.42
3:LN:20:VAL:O	3:LN:37:GLN:HA	2.20	0.42
3:MA:108:VAL:HA	3:MA:111:GLU:HG2	2.02	0.42
3:MB:123:ASP:O	3:MB:127:GLN:HB2	2.20	0.42
3:MG:24:ARG:HB3	3:MG:34:SER:HB2	2.01	0.42
3:MG:54:GLN:HB3	3:MG:55:PRO:CD	2.50	0.42

Continued on next page...

Continued from previous page...

Atom-1	Atom-2	Interatomic distance (Å)	Clash overlap (Å)
3:MG:127:GLN:HB3	3:MG:129:ASN:ND2	2.34	0.42
3:ML:21:LEU:HB3	3:ML:35:LEU:HB3	2.02	0.42
3:MM:49:THR:OG1	3:MM:67:LYS:HB2	2.20	0.42
3:MM:89:TYR:CD2	3:MM:89:TYR:N	2.88	0.42
3:ND:29:THR:HG1	3:ND:30:ASN:H	1.68	0.42
3:NI:115:LEU:HG	3:NI:121:LEU:HD11	2.00	0.42
3:NJ:21:LEU:HD13	3:NJ:48:VAL:HG11	2.02	0.42
1:A:10:C:OP1	3:CH:60:LYS:HE2	2.20	0.41
1:A:43:C:C2	1:A:44:U:C5	3.08	0.41
1:A:67:A:H4'	1:A:68:A:OP1	2.20	0.41
1:A:219:U:OP1	3:NJ:65:GLN:NE2	2.53	0.41
1:A:358:G:C2'	1:A:359:A:O4'	2.67	0.41
1:A:445:U:H2'	1:A:446:C:C6	2.55	0.41
1:A:501:U:H2'	1:A:502:G:O4'	2.19	0.41
1:A:501:U:H2'	1:A:502:G:C8	2.55	0.41
1:A:510:G:H2'	1:A:511:A:C8	2.55	0.41
1:A:538:U:O4'	3:CH:57:ARG:NH2	2.53	0.41
1:A:942:U:OP1	1:A:1243:C:N4	2.53	0.41
1:A:1000:G:C2	1:A:1001:A:N7	2.88	0.41
1:A:1088:A:N1	1:A:1194:C:C4	2.88	0.41
1:A:1301:U:HO2'	3:CG:89:TYR:HE2	1.63	0.41
1:A:1362:G:C6	1:A:1377:A:N6	2.88	0.41
1:A:1378:U:H2'	1:A:1379:C:C6	2.55	0.41
1:A:1622:G:OP1	3:IL:58:ASN:ND2	2.48	0.41
1:A:1671:C:N3	1:A:1745:A:C6	2.88	0.41
1:A:1838:U:O2'	3:GJ:57:ARG:CZ	2.68	0.41
1:A:1955:C:N4	1:A:1966:U:C2	2.88	0.41
1:A:2041:A:H5'	3:KB:60:LYS:HE2	2.02	0.41
1:A:2329:C:H2'	1:A:2330:U:C6	2.55	0.41
1:A:2374:G:C6	1:A:2375:U:C4	3.08	0.41
1:A:2441:A:OP2	1:A:2473:A:H4'	2.20	0.41
1:A:2451:G:C5	1:A:2452:C:C5	3.08	0.41
1:A:2638:U:C4	1:A:2639:C:C5	3.08	0.41
1:A:2650:A:C2	1:A:2651:G:C4	3.08	0.41
1:A:2921:C:OP1	3:FM:55:PRO:N	2.53	0.41
1:A:3004:C:H1'	1:A:3387:A:N1	2.35	0.41
1:A:3005:A:H1'	1:A:3080:G:N2	2.35	0.41
1:A:3153:A:H2'	1:A:3154:A:C8	2.55	0.41
1:A:3250:U:P	3:MH:67:LYS:HZ3	2.34	0.41
1:A:3282:G:OP2	1:A:3376:C:OP1	2.38	0.41
1:A:3316:C:HO2'	1:A:3317:U:C4'	2.16	0.41

Continued on next page...

Continued from previous page...

Atom-1	Atom-2	Interatomic distance (Å)	Clash overlap (Å)
1:A:3395:C:N4	1:A:3396:U:O4	2.53	0.41
1:A:3424:G:O2'	1:A:3425:A:N7	2.53	0.41
1:A:3508:A:O3'	3:KJ:59:ARG:NH2	2.53	0.41
1:A:3577:C:C2	1:A:3578:C:C6	3.08	0.41
1:A:3770:C:H5'	3:LH:30:ASN:HB3	2.02	0.41
1:A:3841:A:C5	1:A:3846:A:N7	2.88	0.41
1:A:4033:A:H2'	1:A:4034:U:C6	2.55	0.41
1:A:4151:U:H2'	1:A:4152:G:H8	1.85	0.41
2:M:148:THR:OG1	2:M:149:MET:SD	2.72	0.41
3:BA:106:ALA:CB	3:MK:13:LYS:HD2	2.50	0.41
3:BC:111:GLU:CD	3:BC:112:LEU:N	2.73	0.41
3:BD:103:GLU:CA	3:JB:13:LYS:HZ3	2.33	0.41
3:BE:116:LEU:HD23	3:CE:113:ALA:CA	2.50	0.41
3:BF:21:LEU:N	3:BF:21:LEU:HD22	2.34	0.41
3:BG:125:ILE:CG2	3:BG:126:ASP:N	2.83	0.41
3:BI:50:VAL:O	3:BI:50:VAL:HG13	2.19	0.41
3:BI:123:ASP:OD1	3:BI:123:ASP:O	2.38	0.41
3:BI:125:ILE:O	3:HM:105:ARG:HD2	2.20	0.41
3:BK:8:LEU:CD2	3:BK:8:LEU:N	2.83	0.41
3:BK:8:LEU:HD13	3:BK:8:LEU:HA	1.83	0.41
3:BK:109:ARG:HG3	3:HK:116:LEU:HD12	2.02	0.41
3:BK:112:LEU:O	3:BK:116:LEU:HD12	2.20	0.41
3:BL:131:ALA:HB1	3:CG:3:LEU:CD1	2.50	0.41
3:BN:19:LEU:HD21	3:BN:21:LEU:HD11	2.01	0.41
3:CA:17:GLN:CD	3:CA:17:GLN:N	2.73	0.41
3:CA:122:ILE:HD13	3:DH:109:ARG:NH2	2.35	0.41
3:CB:4:GLU:HG3	3:CB:5:THR:H	1.85	0.41
3:CC:101:THR:HG23	3:DF:86:ARG:NH2	2.16	0.41
3:CI:1:ALA:HB3	3:DI:130:PRO:O	2.20	0.41
3:CJ:115:LEU:HD12	3:HJ:8:LEU:HD21	2.02	0.41
3:CL:4:GLU:OE1	3:CL:5:THR:O	2.38	0.41
3:CM:62:TYR:CE1	3:CM:98:GLN:HA	2.55	0.41
3:CM:105:ARG:CD	3:NA:128:LEU:CD1	2.98	0.41
3:DI:84:VAL:O	3:DI:84:VAL:HG13	2.20	0.41
3:DI:119:PRO:HA	3:DI:122:ILE:HG12	2.02	0.41
3:DJ:3:LEU:HD11	3:DJ:26:VAL:CG2	2.50	0.41
3:DJ:79:SER:O	3:DJ:80:CYS:CB	2.68	0.41
3:DL:84:VAL:O	3:DL:84:VAL:HG13	2.20	0.41
3:DL:115:LEU:CD1	3:MN:68:ILE:HD11	2.50	0.41
3:DM:6:VAL:HG12	3:DM:8:LEU:HD21	2.01	0.41
3:DM:100:SER:OG	3:DM:101:THR:N	2.52	0.41

Continued on next page...

Continued from previous page...

Atom-1	Atom-2	Interatomic distance (Å)	Clash overlap (Å)
3:EB:72:THR:HG22	3:EB:73:ALA:N	2.34	0.41
3:EB:107:PHE:HE1	3:MJ:19:LEU:HD21	1.84	0.41
3:ED:8:LEU:CD1	3:EH:114:ALA:CB	2.97	0.41
3:ED:119:PRO:CA	3:ED:122:ILE:HG12	2.46	0.41
3:EG:27:ASN:O	3:EG:31:GLY:N	2.50	0.41
3:EH:24:ARG:CZ	3:GC:129:ASN:OD1	2.68	0.41
3:EI:33:ALA:HB3	3:EI:50:VAL:HG23	2.01	0.41
3:EI:91:ASP:HB3	3:GA:93:THR:OG1	2.20	0.41
3:EK:79:SER:O	3:EK:80:CYS:CB	2.68	0.41
3:EL:14:ASP:OD1	3:EL:14:ASP:C	2.58	0.41
3:EL:97:THR:HG23	3:EL:100:SER:N	2.35	0.41
3:EN:123:ASP:OD1	3:EN:127:GLN:HB2	2.19	0.41
3:FB:125:ILE:O	3:LJ:105:ARG:HD2	2.19	0.41
3:FC:12:GLY:H	3:GB:110:THR:CB	2.32	0.41
3:FH:68:ILE:CD1	3:FK:112:LEU:HD13	2.48	0.41
3:FH:101:THR:O	3:FH:104:GLU:N	2.53	0.41
3:FJ:8:LEU:CD1	3:HF:114:ALA:HB1	2.45	0.41
3:FK:52:VAL:O	3:FK:52:VAL:CG2	2.67	0.41
3:FM:106:ALA:O	3:FM:109:ARG:HB2	2.20	0.41
3:GB:102:ASP:OD1	3:GB:103:GLU:N	2.53	0.41
3:GD:13:LYS:CE	3:KF:103:GLU:HA	2.50	0.41
3:GF:123:ASP:OD2	3:GF:129:ASN:HB2	2.20	0.41
3:GH:24:ARG:NE	3:GH:24:ARG:CA	2.83	0.41
3:GI:24:ARG:HA	3:KB:130:PRO:HG2	2.02	0.41
3:GJ:8:LEU:HA	3:GJ:8:LEU:HD12	1.79	0.41
3:GJ:68:ILE:O	3:GJ:68:ILE:HG23	2.20	0.41
3:GK:105:ARG:NE	3:JA:125:ILE:O	2.45	0.41
3:GM:119:PRO:HA	3:GM:122:ILE:CG1	2.50	0.41
3:GN:21:LEU:HD12	3:GN:21:LEU:N	2.35	0.41
3:HH:41:VAL:N	3:HH:42:PRO:CD	2.83	0.41
3:HI:86:ARG:NH2	3:II:101:THR:HG23	2.35	0.41
3:HJ:91:ASP:C	3:HJ:91:ASP:OD2	2.59	0.41
3:HK:71:PRO:HA	3:HK:87:GLN:HA	2.01	0.41
3:HK:128:LEU:HD12	3:HK:128:LEU:N	2.34	0.41
3:HN:23:PRO:HA	3:HN:35:LEU:HD13	2.02	0.41
3:HN:26:VAL:HG13	3:HN:32:VAL:C	2.41	0.41
3:HN:52:VAL:HG21	3:ID:130:PRO:HA	2.01	0.41
3:IB:118:SER:O	3:IB:122:ILE:HG12	2.20	0.41
3:IC:67:LYS:NZ	3:IC:91:ASP:OD2	2.45	0.41
3:IE:102:ASP:OD1	3:IE:102:ASP:C	2.57	0.41
3:IE:123:ASP:OD1	3:IE:129:ASN:OD1	2.38	0.41

Continued on next page...

Continued from previous page...

Atom-1	Atom-2	Interatomic distance (Å)	Clash overlap (Å)
3:IH:127:GLN:HB2	3:IH:129:ASN:ND2	2.35	0.41
3:II:37:GLN:HB2	3:II:46:LYS:HE2	2.01	0.41
3:JC:117:ALA:O	3:JC:122:ILE:HD11	2.20	0.41
3:JG:6:VAL:HG12	3:JG:8:LEU:HD22	2.00	0.41
3:JI:2:LYS:HE3	3:LD:132:TYR:OH	2.20	0.41
3:KC:21:LEU:CD1	3:KC:48:VAL:HG21	2.49	0.41
3:KC:118:SER:OG	3:LC:6:VAL:HG13	2.20	0.41
3:KF:56:SER:OG	3:KF:59:ARG:N	2.52	0.41
3:KG:39:GLY:HA3	3:KG:45:GLU:OE2	2.20	0.41
3:KH:41:VAL:O	3:KH:44:LEU:N	2.38	0.41
3:KI:54:GLN:OE1	3:KI:62:TYR:CE2	2.73	0.41
3:KJ:3:LEU:CD2	3:LE:131:ALA:HB1	2.49	0.41
3:KJ:105:ARG:NE	3:LE:128:LEU:CD1	2.83	0.41
3:KM:100:SER:HA	3:MF:86:ARG:NH1	2.34	0.41
3:KM:101:THR:HG23	3:KM:104:GLU:H	1.84	0.41
3:KM:125:ILE:CD1	3:MF:94:PHE:HD1	2.33	0.41
3:LA:94:PHE:HE2	3:LA:108:VAL:HG12	1.85	0.41
3:LB:8:LEU:N	3:LB:8:LEU:HD22	2.35	0.41
3:LC:27:ASN:OD1	3:LC:27:ASN:C	2.58	0.41
3:LC:40:ALA:O	3:LC:43:ALA:HB3	2.20	0.41
3:LH:56:SER:O	3:LH:60:LYS:HD3	2.20	0.41
3:LL:8:LEU:HB3	3:LL:11:ILE:CD1	2.50	0.41
3:LN:2:LYS:HA	3:MI:132:TYR:OXT	2.20	0.41
3:MC:27:ASN:ND2	3:MC:30:ASN:OD1	2.53	0.41
3:MF:54:GLN:HB3	3:MF:55:PRO:HD2	2.02	0.41
3:MI:13:LYS:HE3	3:MI:126:ASP:OD2	2.20	0.41
3:MM:14:ASP:OD2	3:MM:16:LYS:HB3	2.20	0.41
3:NA:21:LEU:HD22	3:NA:21:LEU:N	2.35	0.41
3:ND:53:SER:HB2	3:ND:63:LYS:HB3	2.01	0.41
3:NJ:59:ARG:CG	3:NJ:61:ASN:OD1	2.68	0.41
1:A:156:U:C4	1:A:157:U:C4	3.09	0.41
1:A:172:U:H2'	1:A:173:G:C8	2.55	0.41
1:A:211:G:C5'	1:A:3050:A:H4'	2.50	0.41
1:A:221:U:C2	1:A:232:G:N2	2.88	0.41
1:A:435:G:C8	1:A:435:G:OP1	2.73	0.41
1:A:454:U:H2'	1:A:455:U:C6	2.55	0.41
1:A:617:U:H2'	1:A:618:U:C6	2.55	0.41
1:A:622:C:O2	1:A:644:G:C2	2.70	0.41
1:A:1080:U:P	3:JL:61:ASN:ND2	2.93	0.41
1:A:1123:C:H2'	1:A:1124:U:N1	2.35	0.41
1:A:1240:A:H2'	1:A:1242:A:OP2	2.20	0.41

Continued on next page...

Continued from previous page...

Atom-1	Atom-2	Interatomic distance (Å)	Clash overlap (Å)
1:A:1244:U:H5'	1:A:1247:A:H2	1.86	0.41
1:A:1314:A:H2'	1:A:1315:A:C4	2.55	0.41
1:A:1494:G:C6	1:A:1495:U:C4	3.08	0.41
1:A:1838:U:C4	1:A:1839:A:N7	2.88	0.41
1:A:2104:U:H2'	1:A:2105:U:O4'	2.20	0.41
1:A:2216:C:C2	1:A:2217:G:C8	3.08	0.41
1:A:2337:C:O3'	3:HB:57:ARG:NH1	2.43	0.41
1:A:2489:U:H3'	1:A:2491:A:H5'	2.02	0.41
1:A:2504:G:N1	1:A:2515:U:C4	2.88	0.41
1:A:2623:U:C2	1:A:2624:U:C5	3.08	0.41
1:A:2628:U:C4	1:A:2629:G:N7	2.88	0.41
1:A:2734:U:O2'	1:A:2735:A:OP1	2.31	0.41
1:A:2795:G:C6	1:A:2831:A:N1	2.89	0.41
1:A:2829:A:C2	1:A:2830:C:C4	3.09	0.41
1:A:2967:U:O2	1:A:2967:U:O4'	2.37	0.41
1:A:3237:U:C5	1:A:3238:U:C4	3.09	0.41
1:A:3244:U:C5'	3:KK:58:ASN:HB3	2.50	0.41
1:A:3306:A:H2	1:A:3312:U:H2'	1.85	0.41
1:A:3336:U:H2'	1:A:3338:C:N4	2.34	0.41
1:A:3410:G:H5'	1:A:3411:G:OP2	2.20	0.41
1:A:3555:U:O2'	1:A:3556:A:O5'	2.31	0.41
1:A:3677:G:N1	1:A:3765:C:N3	2.68	0.41
1:A:3686:U:O2	1:A:3754:G:C2	2.72	0.41
1:A:3760:G:C2	1:A:3761:U:O4	2.73	0.41
1:A:3862:C:O2'	1:A:3863:U:C5'	2.68	0.41
1:A:3894:U:H2'	1:A:3895:C:H6	1.85	0.41
1:A:3937:G:H2'	1:A:3938:U:H5'	2.02	0.41
1:A:4135:C:H4'	3:KE:59:ARG:NH2	2.35	0.41
1:A:4187:A:C2	1:A:4209:C:C2	3.08	0.41
3:B:105:ARG:HB3	3:D:125:ILE:HG22	2.02	0.41
3:D:47:ARG:HH21	3:D:69:GLN:CG	2.33	0.41
3:BA:128:LEU:CD2	3:MK:62:TYR:CG	3.03	0.41
3:BB:62:TYR:CE2	3:BC:42:PRO:CB	3.01	0.41
3:BD:131:ALA:HB1	3:JB:3:LEU:CD2	2.50	0.41
3:BH:109:ARG:NE	3:IL:122:ILE:HG22	2.34	0.41
3:BK:62:TYR:CD2	3:HK:128:LEU:CD2	3.02	0.41
3:CA:84:VAL:O	3:CA:84:VAL:HG13	2.20	0.41
3:CB:85:THR:O	3:CB:86:ARG:HG2	2.20	0.41
3:CD:55:PRO:CG	3:CD:62:TYR:CZ	3.03	0.41
3:CD:91:ASP:OD2	3:CD:91:ASP:O	2.39	0.41
3:CD:109:ARG:NH1	3:HA:122:ILE:CD1	2.84	0.41

Continued on next page...

Continued from previous page...

Atom-1	Atom-2	Interatomic distance (Å)	Clash overlap (Å)
3:CL:110:THR:OG1	3:HH:11:ILE:HD12	2.20	0.41
3:CM:43:ALA:C	3:CM:44:LEU:HD22	2.40	0.41
3:DC:125:ILE:HD13	3:EN:64:VAL:HG11	2.02	0.41
3:DE:8:LEU:HD22	3:EL:115:LEU:HD21	2.01	0.41
3:DF:96:PHE:CE1	3:DF:105:ARG:HG2	2.55	0.41
3:DG:11:ILE:HD11	3:EJ:111:GLU:CA	2.50	0.41
3:DM:75:THR:OG1	3:DM:82:PRO:HG3	2.20	0.41
3:EA:109:ARG:HH12	3:LM:126:ASP:CG	2.23	0.41
3:EA:110:THR:OG1	3:LM:11:ILE:CD1	2.68	0.41
3:EA:115:LEU:C	3:EA:121:LEU:HD12	2.40	0.41
3:EB:21:LEU:HD12	3:EB:21:LEU:N	2.35	0.41
3:EB:28:PRO:HB3	3:LK:132:TYR:CE1	2.56	0.41
3:EC:48:VAL:HG13	3:EC:68:ILE:HD13	2.01	0.41
3:EF:89:TYR:HB2	3:FA:95:SER:HB3	2.02	0.41
3:EF:107:PHE:CE2	3:FA:19:LEU:HD11	2.54	0.41
3:EI:14:ASP:O	3:EI:16:LYS:NZ	2.31	0.41
3:EI:50:VAL:HG23	3:EI:50:VAL:O	2.19	0.41
3:EJ:26:VAL:HG12	3:EJ:33:ALA:CB	2.50	0.41
3:EJ:81:ASP:OD2	3:EL:99:TYR:CE1	2.73	0.41
3:EK:4:GLU:OE2	3:EK:5:THR:OG1	2.35	0.41
3:FB:8:LEU:O	3:FB:18:THR:HG23	2.20	0.41
3:FF:126:ASP:O	3:LF:105:ARG:CZ	2.68	0.41
3:FI:96:PHE:CZ	3:FI:108:VAL:HG21	2.55	0.41
3:FJ:106:ALA:HB3	3:HF:13:LYS:HE3	2.02	0.41
3:FL:68:ILE:HD12	3:HD:112:LEU:HD13	2.01	0.41
3:FN:63:LYS:HZ1	3:FN:95:SER:CB	2.29	0.41
3:FN:86:ARG:HH12	3:HB:99:TYR:HB2	1.84	0.41
3:GA:55:PRO:HA	3:GA:60:LYS:O	2.19	0.41
3:GF:2:LYS:HB3	3:GF:4:GLU:OE1	2.19	0.41
3:GG:20:VAL:C	3:GG:21:LEU:HD22	2.41	0.41
3:GH:108:VAL:HA	3:GH:111:GLU:OE1	2.20	0.41
3:GI:97:THR:N	3:GI:100:SER:OG	2.53	0.41
3:GI:112:LEU:O	3:GI:116:LEU:HG	2.19	0.41
3:GJ:24:ARG:CB	3:GJ:34:SER:O	2.68	0.41
3:GL:52:VAL:HG21	3:HG:130:PRO:HA	2.01	0.41
3:HA:55:PRO:HG3	3:HA:62:TYR:CE1	2.55	0.41
3:HL:119:PRO:O	3:HL:122:ILE:HB	2.20	0.41
3:HL:120:LEU:O	3:HL:123:ASP:OD2	2.38	0.41
3:IE:21:LEU:HB3	3:IE:35:LEU:HB3	2.02	0.41
3:IF:62:TYR:CE2	3:NI:128:LEU:CD2	3.03	0.41
3:IF:96:PHE:CE2	3:IF:105:ARG:HG2	2.56	0.41

Continued on next page...

Continued from previous page...

Atom-1	Atom-2	Interatomic distance (Å)	Clash overlap (Å)
3:IH:132:TYR:OH	3:NF:26:VAL:O	2.38	0.41
3:IL:69:GLN:HA	3:IL:89:TYR:HB3	2.02	0.41
3:JB:8:LEU:N	3:JB:8:LEU:HD22	2.34	0.41
3:JG:93:THR:O	3:LD:91:ASP:OD1	2.38	0.41
3:JG:98:GLN:NE2	3:JH:43:ALA:CB	2.84	0.41
3:JI:24:ARG:HD3	3:JI:36:SER:CB	2.50	0.41
3:JJ:52:VAL:HG12	3:JJ:64:VAL:HG13	2.02	0.41
3:KC:13:LYS:HE3	3:LC:103:GLU:HA	2.01	0.41
3:KC:68:ILE:HD11	3:LC:115:LEU:CD1	2.50	0.41
3:KD:27:ASN:OD1	3:KD:30:ASN:N	2.48	0.41
3:KE:106:ALA:O	3:KE:109:ARG:HG2	2.20	0.41
3:KI:104:GLU:CD	3:KI:104:GLU:H	2.23	0.41
3:KJ:110:THR:HB	3:LE:11:ILE:HD12	2.01	0.41
3:KK:111:GLU:HB3	3:MH:11:ILE:HD11	2.01	0.41
3:KL:77:ASN:O	3:MH:77:ASN:ND2	2.53	0.41
3:KM:3:LEU:HD13	3:MF:132:TYR:C	2.40	0.41
3:LA:98:GLN:OE1	3:LB:43:ALA:CA	2.68	0.41
3:LB:70:ASN:HB3	3:LB:88:ALA:HB3	2.02	0.41
3:LD:109:ARG:HG3	3:LD:110:THR:N	2.35	0.41
3:LK:24:ARG:CZ	3:LK:36:SER:OG	2.67	0.41
3:LL:131:ALA:O	3:LL:132:TYR:CD1	2.73	0.41
3:LN:102:ASP:N	3:LN:105:ARG:NH2	2.68	0.41
3:MK:51:SER:OG	3:MK:65:GLN:HB2	2.20	0.41
3:ND:29:THR:OG1	3:ND:30:ASN:N	2.52	0.41
3:NF:75:THR:HB	3:NF:82:PRO:HG3	2.02	0.41
3:NJ:48:VAL:HG23	3:NJ:68:ILE:HG13	2.02	0.41
1:A:53:G:H2'	1:A:54:A:C8	2.55	0.41
1:A:441:U:H4'	1:A:2565:A:H4'	2.01	0.41
1:A:496:A:H2'	1:A:497:A:O4'	2.20	0.41
1:A:506:C:O5'	1:A:506:C:H6	2.03	0.41
1:A:926:A:C6	1:A:927:C:C4	3.09	0.41
1:A:946:U:O4	1:A:1238:C:O2	2.37	0.41
1:A:1281:U:H2'	1:A:1282:C:O4'	2.20	0.41
1:A:1523:U:O3'	1:A:1524:A:O4'	2.37	0.41
1:A:1589:C:H2'	1:A:1590:C:H6	1.86	0.41
1:A:1771:C:H2'	1:A:1772:A:O4'	2.20	0.41
1:A:1839:A:O4'	3:GJ:57:ARG:NH1	2.40	0.41
1:A:1854:A:N1	1:A:2195:U:N3	2.68	0.41
1:A:1873:U:H2'	1:A:2844:U:O4	2.21	0.41
1:A:1950:G:N1	1:A:1971:A:C6	2.88	0.41
1:A:2150:C:O3'	1:A:2151:A:O4'	2.38	0.41

Continued on next page...

Continued from previous page...

Atom-1	Atom-2	Interatomic distance (Å)	Clash overlap (Å)
1:A:2347:A:C2	1:A:2348:A:N7	2.88	0.41
1:A:2348:A:H61	1:A:2367:U:H1'	1.85	0.41
1:A:2495:U:C2	1:A:2524:G:C2	3.08	0.41
1:A:2642:G:H2'	1:A:2643:G:H8	1.85	0.41
1:A:2671:A:C5	1:A:2672:C:C5	3.09	0.41
1:A:2827:C:N4	1:A:2828:A:H62	2.18	0.41
1:A:2840:C:H2'	1:A:2841:C:O4'	2.20	0.41
1:A:2915:A:H4'	1:A:2915:A:OP1	2.20	0.41
1:A:3048:C:N4	1:A:3049:A:H62	2.18	0.41
1:A:3086:U:H2'	1:A:3087:U:C6	2.55	0.41
1:A:3306:A:H4'	1:A:3307:A:OP1	2.19	0.41
1:A:3307:A:C2	3:LD:89:TYR:CE2	3.09	0.41
1:A:3398:A:C6	1:A:3399:G:N7	2.88	0.41
1:A:3437:U:O4	3:HE:85:THR:C	2.58	0.41
1:A:3445:C:H2'	1:A:3446:C:C6	2.56	0.41
1:A:3480:U:C5'	3:KL:63:LYS:NZ	2.83	0.41
1:A:4009:U:H2'	1:A:4010:A:C8	2.55	0.41
1:A:4135:C:H2'	1:A:4136:A:C8	2.54	0.41
1:A:4209:C:C2	1:A:4210:U:C5	3.08	0.41
2:M:17:ASN:CG	2:M:70:VAL:HG12	2.40	0.41
3:BD:122:ILE:C	3:JB:105:ARG:NH2	2.73	0.41
3:BE:97:THR:HG22	3:BE:100:SER:OG	2.20	0.41
3:BE:109:ARG:C	3:BE:109:ARG:HD2	2.40	0.41
3:BF:19:LEU:HD21	3:IN:107:PHE:CZ	2.55	0.41
3:BG:104:GLU:O	3:BG:108:VAL:HG12	2.19	0.41
3:BH:103:GLU:HA	3:IL:13:LYS:HE2	2.01	0.41
3:BJ:112:LEU:HD11	3:BN:92:VAL:HG21	2.01	0.41
3:BL:99:TYR:O	3:CG:86:ARG:NH2	2.52	0.41
3:BM:110:THR:OG1	3:DJ:11:ILE:CD1	2.68	0.41
3:CB:11:ILE:HG21	3:CB:19:LEU:HD23	2.01	0.41
3:CB:131:ALA:O	3:HC:3:LEU:HD13	2.20	0.41
3:CE:76:ALA:O	3:CE:78:GLY:N	2.53	0.41
3:CH:125:ILE:HD13	3:HL:64:VAL:HG11	2.02	0.41
3:CH:130:PRO:HD2	3:HM:24:ARG:HH21	1.86	0.41
3:CI:1:ALA:CB	3:DI:131:ALA:HA	2.50	0.41
3:CI:75:THR:HG23	3:CI:82:PRO:HG3	2.03	0.41
3:CI:78:GLY:O	3:CI:80:CYS:N	2.47	0.41
3:CJ:34:SER:C	3:CJ:35:LEU:HD12	2.41	0.41
3:CN:3:LEU:HD12	3:CN:23:PRO:HB2	2.01	0.41
3:CN:13:LYS:HE3	3:DD:103:GLU:O	2.21	0.41
3:DB:3:LEU:HD23	3:DK:132:TYR:HA	2.00	0.41

Continued on next page...

Continued from previous page...

Atom-1	Atom-2	Interatomic distance (Å)	Clash overlap (Å)
3:DB:73:ALA:HB1	3:DB:83:SER:O	2.20	0.41
3:DE:11:ILE:CD1	3:EL:110:THR:OG1	2.68	0.41
3:DG:10:ASN:O	3:DG:10:ASN:OD1	2.39	0.41
3:DG:97:THR:HG23	3:EJ:86:ARG:NH2	2.33	0.41
3:DM:103:GLU:HA	3:EM:13:LYS:HZ2	1.84	0.41
3:DN:11:ILE:HD11	3:ML:111:GLU:N	2.35	0.41
3:DN:116:LEU:HD23	3:ML:113:ALA:CA	2.50	0.41
3:DN:118:SER:OG	3:DN:119:PRO:HD2	2.19	0.41
3:EB:111:GLU:OE2	3:MJ:68:ILE:HG21	2.20	0.41
3:ED:78:GLY:HA2	3:FA:77:ASN:ND2	2.35	0.41
3:EE:110:THR:HB	3:LI:11:ILE:HD12	2.02	0.41
3:EG:14:ASP:O	3:EG:14:ASP:OD1	2.38	0.41
3:EG:25:GLY:H	3:GA:130:PRO:HD2	1.85	0.41
3:EH:75:THR:OG1	3:EH:82:PRO:HG3	2.20	0.41
3:EH:80:CYS:SG	3:GC:86:ARG:NH1	2.88	0.41
3:EI:129:ASN:OD1	3:FM:24:ARG:NE	2.44	0.41
3:EJ:81:ASP:OD1	3:EL:99:TYR:CD2	2.73	0.41
3:EK:107:PHE:CE1	3:FM:19:LEU:HD21	2.56	0.41
3:EK:112:LEU:O	3:EK:116:LEU:CD1	2.68	0.41
3:FC:106:ALA:HB1	3:FC:109:ARG:HH21	1.84	0.41
3:FF:76:ALA:O	3:FF:78:GLY:N	2.48	0.41
3:FK:121:LEU:HA	3:FK:124:ALA:HB3	2.01	0.41
3:FN:122:ILE:HG23	3:HB:109:ARG:HH12	1.85	0.41
3:GE:109:ARG:HD3	3:HE:122:ILE:HG22	2.02	0.41
3:GG:106:ALA:HB2	3:JE:126:ASP:OD2	2.21	0.41
3:GI:111:GLU:OE1	3:JC:19:LEU:CD2	2.68	0.41
3:GJ:110:THR:OG1	3:GN:11:ILE:CD1	2.68	0.41
3:GL:44:LEU:N	3:GL:44:LEU:HD22	2.35	0.41
3:GM:118:SER:OG	3:GM:119:PRO:HD2	2.21	0.41
3:HA:41:VAL:O	3:HA:45:GLU:OE1	2.39	0.41
3:HB:59:ARG:O	3:HB:60:LYS:HD2	2.20	0.41
3:HE:111:GLU:HA	3:HE:111:GLU:OE2	2.21	0.41
3:HG:55:PRO:CB	3:HG:60:LYS:HD2	2.51	0.41
3:HM:96:PHE:HB3	3:HM:100:SER:OG	2.21	0.41
3:IC:55:PRO:HG3	3:IC:62:TYR:HE2	1.84	0.41
3:IC:61:ASN:HA	3:IC:96:PHE:O	2.19	0.41
3:IC:81:ASP:OD2	3:IE:99:TYR:CE2	2.73	0.41
3:IC:130:PRO:HD2	3:KA:23:PRO:O	2.20	0.41
3:ID:24:ARG:HH22	3:JN:128:LEU:HB2	1.85	0.41
3:IE:132:TYR:OXT	3:JL:2:LYS:HA	2.20	0.41
3:IF:20:VAL:C	3:IF:21:LEU:HD22	2.41	0.41

Continued on next page...

Continued from previous page...

Atom-1	Atom-2	Interatomic distance (Å)	Clash overlap (Å)
3:II:41:VAL:HG13	3:II:44:LEU:HD21	2.02	0.41
3:IJ:21:LEU:N	3:IJ:21:LEU:HD22	2.35	0.41
3:IJ:69:GLN:HG3	3:IJ:89:TYR:CE1	2.56	0.41
3:JF:109:ARG:HG3	3:KA:116:LEU:CD1	2.49	0.41
3:JG:26:VAL:HG13	3:JG:32:VAL:C	2.41	0.41
3:JG:37:GLN:HB2	3:JG:46:LYS:HB3	2.03	0.41
3:JI:96:PHE:CE1	3:JI:105:ARG:HG2	2.55	0.41
3:JJ:102:ASP:N	3:JJ:102:ASP:OD1	2.51	0.41
3:JK:30:ASN:CG	3:JK:32:VAL:HG23	2.41	0.41
3:JM:44:LEU:HD13	3:KA:98:GLN:NE2	2.35	0.41
3:KC:3:LEU:HD23	3:LC:131:ALA:HB1	2.01	0.41
3:KF:26:VAL:O	3:KF:28:PRO:HD3	2.21	0.41
3:KH:128:LEU:HD12	3:KH:128:LEU:N	2.36	0.41
3:KI:93:THR:O	3:KI:93:THR:CG2	2.66	0.41
3:KJ:48:VAL:O	3:KJ:48:VAL:HG23	2.19	0.41
3:KJ:93:THR:OG1	3:LE:91:ASP:HB3	2.21	0.41
3:KJ:121:LEU:HA	3:KJ:124:ALA:HB3	2.02	0.41
3:KK:60:LYS:HB2	3:KK:61:ASN:HB3	2.03	0.41
3:KM:122:ILE:HA	3:MF:109:ARG:CZ	2.50	0.41
3:LE:112:LEU:HG	3:LE:116:LEU:HD11	2.02	0.41
3:LE:115:LEU:C	3:LE:121:LEU:HD12	2.41	0.41
3:LG:126:ASP:OD1	3:LG:126:ASP:C	2.58	0.41
3:LI:24:ARG:HB2	3:LI:34:SER:OG	2.21	0.41
3:LL:7:THR:C	3:LL:8:LEU:HD12	2.40	0.41
3:LN:52:VAL:O	3:LN:52:VAL:CG1	2.69	0.41
3:MC:4:GLU:HG3	3:MC:5:THR:N	2.35	0.41
3:MD:41:VAL:HG23	3:MD:44:LEU:HD21	2.02	0.41
3:ME:105:ARG:NH1	3:NH:128:LEU:HD13	2.34	0.41
3:MH:66:VAL:HB	3:MH:92:VAL:CG2	2.50	0.41
3:MJ:41:VAL:N	3:MJ:42:PRO:CD	2.83	0.41
3:ML:105:ARG:O	3:ML:108:VAL:HG22	2.20	0.41
3:MM:32:VAL:HA	3:MM:51:SER:HG	1.86	0.41
3:MM:99:TYR:OH	3:MN:83:SER:HA	2.20	0.41
3:NA:3:LEU:HD12	3:NA:35:LEU:HD21	2.01	0.41
3:NC:34:SER:O	3:NC:35:LEU:HD12	2.20	0.41
3:NE:21:LEU:HD13	3:NE:36:SER:C	2.41	0.41
1:A:16:G:O4'	3:HK:57:ARG:NH2	2.53	0.41
1:A:85:C:H2'	1:A:86:G:C8	2.56	0.41
1:A:97:G:H1'	3:MJ:57:ARG:HH21	1.85	0.41
1:A:214:G:O2'	1:A:215:A:H5'	2.21	0.41
1:A:531:U:C4	1:A:539:A:N1	2.88	0.41

Continued on next page...

Continued from previous page...

Atom-1	Atom-2	Interatomic distance (Å)	Clash overlap (Å)
1:A:619:A:H61	1:A:647:A:C2'	2.33	0.41
1:A:633:U:H3'	3:HJ:89:TYR:OH	2.19	0.41
1:A:662:G:N2	1:A:862:C:H42	2.17	0.41
1:A:1078:C:H41	1:A:1079:A:H62	1.69	0.41
1:A:1091:U:C4	1:A:1092:U:O4	2.73	0.41
1:A:1150:C:H2'	1:A:1151:G:C8	2.55	0.41
1:A:1419:G:C6	1:A:1431:A:C6	3.08	0.41
1:A:1426:A:C2	1:A:2601:C:O2	2.73	0.41
1:A:1494:G:N1	1:A:1499:G:C2	2.88	0.41
1:A:1578:G:H2'	1:A:1579:G:C8	2.55	0.41
1:A:1609:C:H41	1:A:1610:A:N6	2.18	0.41
1:A:1676:A:H2'	1:A:1677:G:H8	1.84	0.41
1:A:1874:U:H2'	1:A:1875:U:O4'	2.19	0.41
1:A:2041:A:OP1	1:A:2042:U:OP2	2.38	0.41
1:A:2054:U:H2'	1:A:2055:G:H5''	2.03	0.41
1:A:2388:G:C6	1:A:2398:G:C6	3.08	0.41
1:A:2483:G:O2'	3:EF:57:ARG:NH1	2.53	0.41
1:A:2536:C:H42	1:A:2574:A:H61	1.68	0.41
1:A:2543:U:O2'	1:A:2567:A:OP2	2.28	0.41
1:A:2598:A:N6	1:A:2655:G:O6	2.53	0.41
1:A:2624:U:H2'	1:A:2625:G:C8	2.55	0.41
1:A:2689:C:HO2'	1:A:2690:U:P	2.39	0.41
1:A:2716:C:H2'	1:A:2717:A:C8	2.56	0.41
1:A:2757:G:C6	1:A:2758:C:C4	3.09	0.41
1:A:3244:U:H5'	3:KK:58:ASN:HB3	2.02	0.41
1:A:3246:C:P	3:KK:60:LYS:HD2	2.61	0.41
1:A:3508:A:O3'	3:KJ:59:ARG:CZ	2.69	0.41
1:A:3806:C:H2'	1:A:3807:G:C1'	2.49	0.41
3:BA:132:TYR:OH	3:MK:26:VAL:HG11	2.19	0.41
3:BB:84:VAL:O	3:BB:84:VAL:HG13	2.20	0.41
3:BB:103:GLU:CA	3:MA:13:LYS:NZ	2.79	0.41
3:BC:86:ARG:CZ	3:ND:99:TYR:O	2.69	0.41
3:BD:24:ARG:HB2	3:BD:34:SER:OG	2.21	0.41
3:BD:61:ASN:HA	3:BD:96:PHE:O	2.20	0.41
3:BD:131:ALA:HA	3:JB:1:ALA:HB1	2.02	0.41
3:BE:125:ILE:HD11	3:CE:94:PHE:CG	2.55	0.41
3:BI:129:ASN:CG	3:HK:24:ARG:HA	2.41	0.41
3:BK:101:THR:HG23	3:HK:86:ARG:NH1	2.35	0.41
3:BL:21:LEU:HD22	3:BL:21:LEU:N	2.34	0.41
3:CE:41:VAL:N	3:CE:42:PRO:CD	2.83	0.41
3:CF:100:SER:HA	3:GM:86:ARG:HH21	1.85	0.41

Continued on next page...

Continued from previous page...

Atom-1	Atom-2	Interatomic distance (Å)	Clash overlap (Å)
3:CH:98:GLN:NE2	3:CI:43:ALA:HA	2.35	0.41
3:CI:112:LEU:HD12	3:CI:112:LEU:O	2.20	0.41
3:CJ:18:THR:O	3:CJ:19:LEU:HD22	2.20	0.41
3:DB:94:PHE:CD2	3:DK:125:ILE:HD11	2.55	0.41
3:DE:60:LYS:HB2	3:DE:98:GLN:HG3	2.02	0.41
3:DG:128:LEU:N	3:DG:128:LEU:CD1	2.80	0.41
3:DI:44:LEU:HD12	3:DI:44:LEU:O	2.19	0.41
3:DJ:21:LEU:HD11	3:DJ:48:VAL:CG2	2.48	0.41
3:DN:24:ARG:NH1	3:DN:36:SER:OG	2.54	0.41
3:EB:127:GLN:O	3:MK:24:ARG:NH2	2.36	0.41
3:EC:109:ARG:NH2	3:LK:122:ILE:HG12	2.35	0.41
3:EC:114:ALA:HB1	3:LK:8:LEU:HG	2.03	0.41
3:ED:78:GLY:CA	3:FA:77:ASN:ND2	2.83	0.41
3:EE:67:LYS:HD2	3:EE:90:ALA:O	2.20	0.41
3:EG:27:ASN:ND2	3:EG:29:THR:HG1	2.17	0.41
3:EI:94:PHE:CD1	3:GA:125:ILE:HD12	2.55	0.41
3:EI:121:LEU:HD21	3:GA:66:VAL:CG2	2.50	0.41
3:EN:13:LYS:HD3	3:EN:13:LYS:N	2.35	0.41
3:FB:96:PHE:CE2	3:LJ:88:ALA:HB1	2.55	0.41
3:FD:55:PRO:HB3	3:FD:60:LYS:HB3	2.03	0.41
3:FJ:23:PRO:HA	3:FJ:35:LEU:HD13	2.02	0.41
3:FK:104:GLU:O	3:FK:107:PHE:HB3	2.20	0.41
3:FM:40:ALA:HB2	3:GA:102:ASP:OD2	2.21	0.41
3:FN:99:TYR:CD1	3:FN:99:TYR:N	2.87	0.41
3:GA:55:PRO:HB3	3:GA:60:LYS:HB3	2.03	0.41
3:GC:3:LEU:H	3:GC:3:LEU:HD23	1.86	0.41
3:GD:13:LYS:HZ1	3:KF:103:GLU:C	2.22	0.41
3:GF:26:VAL:HG12	3:GF:27:ASN:O	2.20	0.41
3:GG:54:GLN:O	3:GG:59:ARG:NH1	2.49	0.41
3:GI:97:THR:N	3:GI:100:SER:HG	2.18	0.41
3:GK:115:LEU:HG	3:GK:121:LEU:HD11	2.03	0.41
3:HA:106:ALA:O	3:HA:110:THR:HG22	2.20	0.41
3:HC:98:GLN:HG2	3:HC:99:TYR:HD2	1.86	0.41
3:HD:24:ARG:HB2	3:HD:34:SER:OG	2.19	0.41
3:HD:63:LYS:HD3	3:HD:94:PHE:O	2.21	0.41
3:HE:4:GLU:N	3:HE:4:GLU:OE2	2.54	0.41
3:HE:41:VAL:N	3:HE:42:PRO:CD	2.83	0.41
3:HN:132:TYR:CE2	3:IE:25:GLY:HA2	2.55	0.41
3:IB:55:PRO:CB	3:IB:60:LYS:HD2	2.51	0.41
3:IC:11:ILE:HD12	3:JN:110:THR:HB	2.02	0.41
3:IC:27:ASN:ND2	3:IC:29:THR:HG1	2.18	0.41

Continued on next page...

Continued from previous page...

Atom-1	Atom-2	Interatomic distance (Å)	Clash overlap (Å)
3:ID:87:GLN:HB3	3:ID:89:TYR:CE1	2.56	0.41
3:ID:107:PHE:C	3:ID:111:GLU:OE1	2.57	0.41
3:IF:35:LEU:HD11	3:NI:120:LEU:HD13	2.02	0.41
3:IG:105:ARG:NE	3:JJ:128:LEU:HD11	2.36	0.41
3:IH:22:ASN:HB2	3:IH:23:PRO:HD2	2.03	0.41
3:IH:48:VAL:HG13	3:IH:68:ILE:HD11	2.02	0.41
3:II:21:LEU:HD13	3:II:36:SER:C	2.41	0.41
3:JD:91:ASP:O	3:JH:92:VAL:HA	2.19	0.41
3:JI:8:LEU:N	3:JI:8:LEU:HD22	2.34	0.41
3:JJ:41:VAL:HG13	3:JJ:44:LEU:HD21	2.02	0.41
3:JM:11:ILE:HG13	3:JM:12:GLY:N	2.35	0.41
3:JM:23:PRO:HA	3:JM:35:LEU:HD13	2.01	0.41
3:JM:30:ASN:N	3:JM:30:ASN:OD1	2.51	0.41
3:JM:101:THR:C	3:JM:105:ARG:NH1	2.74	0.41
3:JN:106:ALA:HA	3:JN:109:ARG:HD3	2.03	0.41
3:KC:97:THR:N	3:KC:100:SER:OG	2.53	0.41
3:KE:125:ILE:O	3:KE:125:ILE:CG1	2.68	0.41
3:KF:69:GLN:CG	3:KF:87:GLN:NE2	2.84	0.41
3:LA:103:GLU:OE1	3:MD:13:LYS:HD2	2.20	0.41
3:LB:6:VAL:HG12	3:LB:8:LEU:CD2	2.51	0.41
3:LC:122:ILE:HG13	3:LC:123:ASP:N	2.36	0.41
3:LK:19:LEU:HD12	3:LK:19:LEU:C	2.40	0.41
3:LN:65:GLN:N	3:LN:65:GLN:OE1	2.54	0.41
3:LN:84:VAL:O	3:LN:84:VAL:HG13	2.20	0.41
3:MA:46:LYS:NZ	3:MA:70:ASN:OD1	2.26	0.41
3:MB:68:ILE:HG12	3:MB:90:ALA:HB3	2.03	0.41
3:MC:109:ARG:CZ	3:NJ:122:ILE:CD1	2.98	0.41
3:MC:126:ASP:O	3:NJ:105:ARG:NH2	2.51	0.41
3:MD:112:LEU:O	3:MD:116:LEU:HG	2.20	0.41
3:MF:22:ASN:CG	3:NH:129:ASN:ND2	2.73	0.41
3:NB:60:LYS:N	3:NB:61:ASN:HB3	2.31	0.41
3:NB:62:TYR:CD1	3:NF:128:LEU:CD2	3.03	0.41
3:NB:92:VAL:HG22	3:NF:92:VAL:HG22	2.02	0.41
3:NB:131:ALA:HB1	3:NF:3:LEU:HD22	2.01	0.41
3:ND:35:LEU:HB2	3:ND:48:VAL:CG2	2.50	0.41
3:NE:41:VAL:CG2	3:NE:44:LEU:HD11	2.51	0.41
3:NJ:42:PRO:O	3:NJ:45:GLU:HG2	2.20	0.41
1:A:133:U:O2	1:A:133:U:O4'	2.38	0.41
1:A:661:G:H2'	1:A:662:G:C8	2.56	0.41
1:A:678:A:N1	1:A:756:U:C4	2.88	0.41
1:A:822:C:C2	1:A:823:C:C5	3.08	0.41

Continued on next page...

Continued from previous page...

Atom-1	Atom-2	Interatomic distance (Å)	Clash overlap (Å)
1:A:895:G:O5'	1:A:899:A:OP2	2.38	0.41
1:A:980:A:H2'	1:A:981:U:H6	1.85	0.41
1:A:1034:U:N1	3:IJ:57:ARG:HD3	2.35	0.41
1:A:1063:C:O2'	1:A:1064:A:H5'	2.20	0.41
1:A:1720:U:H2'	1:A:1721:U:H6	1.85	0.41
1:A:1833:A:H1'	1:A:1834:A:C4	2.56	0.41
1:A:2006:U:H2'	1:A:2007:U:C6	2.56	0.41
1:A:2063:U:O2'	1:A:2064:C:H5'	2.21	0.41
1:A:2196:G:H2'	1:A:2197:C:O4'	2.21	0.41
1:A:2223:G:O2'	1:A:2277:A:C8	2.74	0.41
1:A:2239:A:N6	1:A:2253:G:N1	2.69	0.41
1:A:2292:A:H2'	1:A:2293:A:C8	2.56	0.41
1:A:2348:A:C5	1:A:2349:U:C4	3.09	0.41
1:A:2537:C:N3	1:A:2574:A:N1	2.68	0.41
1:A:3094:G:O2'	1:A:3095:U:H5'	2.21	0.41
1:A:3095:U:C4	1:A:3096:A:N7	2.88	0.41
1:A:3106:A:C6	1:A:3107:U:C4	3.08	0.41
1:A:3111:C:P	1:A:3111:C:H6	2.44	0.41
1:A:3149:U:C4	1:A:3150:A:N7	2.89	0.41
1:A:3192:U:H2'	1:A:3193:C:O4'	2.20	0.41
1:A:3242:G:H2'	1:A:3242:G:N3	2.34	0.41
1:A:3249:A:H62	3:MH:89:TYR:CB	2.34	0.41
1:A:3277:U:H6	1:A:3277:U:O5'	2.02	0.41
1:A:3296:U:H2'	1:A:3297:A:C8	2.55	0.41
1:A:3344:C:N3	1:A:3345:G:C6	2.88	0.41
1:A:3432:A:C6	1:A:3440:A:C2	3.09	0.41
1:A:3527:G:C6	1:A:3564:G:C6	3.08	0.41
1:A:3533:A:C2	1:A:3559:C:N3	2.89	0.41
1:A:3572:U:H2'	1:A:3573:A:O4'	2.20	0.41
1:A:3583:A:H2'	1:A:3584:C:O5'	2.20	0.41
1:A:3634:A:H5''	3:ED:59:ARG:NH1	2.34	0.41
1:A:3676:G:N1	1:A:3766:U:O4	2.54	0.41
1:A:4057:G:H2'	1:A:4058:C:O4'	2.21	0.41
1:A:4060:G:O2'	1:A:4061:U:H5'	2.20	0.41
1:A:4062:G:C6	1:A:4063:U:C4	3.09	0.41
1:A:4205:C:C2	1:A:4206:U:C6	3.09	0.41
2:M:283:TYR:CG	2:M:284:ALA:N	2.88	0.41
3:BA:81:ASP:OD1	3:BA:81:ASP:C	2.58	0.41
3:BC:21:LEU:HB3	3:BC:35:LEU:HB3	2.03	0.41
3:BC:126:ASP:OD1	3:ND:102:ASP:HB2	2.19	0.41
3:BD:126:ASP:O	3:JB:102:ASP:OD1	2.38	0.41

Continued on next page...

Continued from previous page...

Atom-1	Atom-2	Interatomic distance (Å)	Clash overlap (Å)
3:BD:131:ALA:HB1	3:JB:3:LEU:HD22	2.02	0.41
3:BH:13:LYS:HZ1	3:IL:103:GLU:N	2.19	0.41
3:BJ:46:LYS:HZ2	3:BJ:71:PRO:HD2	1.86	0.41
3:BK:112:LEU:O	3:BK:116:LEU:CD1	2.68	0.41
3:BL:53:SER:OG	3:BL:63:LYS:HB3	2.20	0.41
3:CF:105:ARG:NE	3:GM:128:LEU:HD11	2.36	0.41
3:CI:3:LEU:HD11	3:DI:131:ALA:O	2.21	0.41
3:CL:61:ASN:ND2	3:CL:96:PHE:O	2.53	0.41
3:CM:1:ALA:N	3:NA:129:ASN:ND2	2.68	0.41
3:CM:24:ARG:NH2	3:HH:129:ASN:HA	2.34	0.41
3:DB:125:ILE:CD1	3:DK:94:PHE:CD1	3.04	0.41
3:DM:26:VAL:HG22	3:DM:33:ALA:CB	2.51	0.41
3:DM:111:GLU:OE2	3:EM:11:ILE:HG21	2.21	0.41
3:EA:98:GLN:OE1	3:EA:99:TYR:CE1	2.74	0.41
3:EB:109:ARG:NH2	3:MJ:125:ILE:HG13	2.35	0.41
3:EC:126:ASP:HB3	3:LK:102:ASP:OD1	2.21	0.41
3:EN:15:GLY:C	3:EN:16:LYS:HD2	2.41	0.41
3:EN:128:LEU:HD12	3:EN:128:LEU:N	2.36	0.41
3:FA:56:SER:O	3:FA:60:LYS:NZ	2.41	0.41
3:FB:11:ILE:HD12	3:LJ:107:PHE:CE1	2.55	0.41
3:FB:92:VAL:HG21	3:LJ:112:LEU:HD11	2.01	0.41
3:FC:62:TYR:HD1	3:FC:96:PHE:HD2	1.68	0.41
3:FE:115:LEU:C	3:FE:121:LEU:HD12	2.41	0.41
3:FH:62:TYR:CD1	3:FK:128:LEU:CD2	3.02	0.41
3:FI:94:PHE:CD1	3:KE:90:ALA:HB1	2.54	0.41
3:FL:37:GLN:HG3	3:FL:45:GLU:OE2	2.19	0.41
3:FN:73:ALA:O	3:FN:83:SER:O	2.38	0.41
3:GH:24:ARG:NE	3:GH:24:ARG:O	2.54	0.41
3:GH:28:PRO:HB3	3:JC:132:TYR:CE1	2.55	0.41
3:GJ:103:GLU:HG2	3:GJ:104:GLU:N	2.35	0.41
3:GL:1:ALA:HA	3:HG:123:ASP:OD2	2.21	0.41
3:GN:105:ARG:HD2	3:GN:106:ALA:N	2.35	0.41
3:HB:20:VAL:C	3:HB:21:LEU:HD22	2.40	0.41
3:HE:47:ARG:NH2	3:HE:69:GLN:OE1	2.54	0.41
3:HF:13:LYS:HD2	3:HF:13:LYS:H	1.85	0.41
3:HI:48:VAL:HG22	3:HI:68:ILE:HD12	2.01	0.41
3:HI:106:ALA:HB3	3:II:13:LYS:CD	2.50	0.41
3:HM:11:ILE:CG2	3:HM:17:GLN:HB2	2.51	0.41
3:HM:24:ARG:HA	3:HM:24:ARG:NE	2.35	0.41
3:HM:85:THR:O	3:HM:85:THR:CG2	2.68	0.41
3:IC:65:GLN:HG2	3:IC:93:THR:HG22	2.03	0.41

Continued on next page...

Continued from previous page...

Atom-1	Atom-2	Interatomic distance (Å)	Clash overlap (Å)
3:IC:110:THR:OG1	3:JN:11:ILE:CD1	2.68	0.41
3:IE:11:ILE:CG2	3:IE:17:GLN:HB2	2.51	0.41
3:IJ:98:GLN:CD	3:IK:43:ALA:HB2	2.40	0.41
3:IL:103:GLU:HG2	3:IL:104:GLU:N	2.36	0.41
3:IM:44:LEU:O	3:IM:44:LEU:HG	2.20	0.41
3:JC:125:ILE:CG2	3:JC:126:ASP:N	2.82	0.41
3:JD:30:ASN:OD1	3:JD:32:VAL:HG23	2.21	0.41
3:JE:95:SER:C	3:JE:96:PHE:CD1	2.93	0.41
3:JF:81:ASP:O	3:JF:83:SER:N	2.53	0.41
3:JG:120:LEU:HD21	3:LD:50:VAL:HG21	2.02	0.41
3:JH:65:GLN:NE2	3:JH:67:LYS:HE2	2.35	0.41
3:JI:129:ASN:OD1	3:KN:24:ARG:HA	2.21	0.41
3:JK:55:PRO:CD	3:JK:62:TYR:HE1	2.33	0.41
3:KE:46:LYS:HD3	3:KE:70:ASN:OD1	2.21	0.41
3:KE:98:GLN:NE2	3:KF:43:ALA:HA	2.36	0.41
3:KK:63:LYS:HD2	3:KK:63:LYS:N	2.36	0.41
3:KK:100:SER:HA	3:MH:86:ARG:NH1	2.36	0.41
3:KK:126:ASP:OD1	3:MH:106:ALA:HB2	2.19	0.41
3:KL:26:VAL:HG23	3:MH:132:TYR:CE2	2.55	0.41
3:KM:128:LEU:CD2	3:MF:105:ARG:NH1	2.84	0.41
3:LA:3:LEU:CD2	3:MD:131:ALA:HB1	2.51	0.41
3:LC:60:LYS:HB3	3:LC:61:ASN:CB	2.51	0.41
3:LE:4:GLU:O	3:LE:6:VAL:HG23	2.21	0.41
3:LG:26:VAL:O	3:LG:26:VAL:CG1	2.68	0.41
3:MC:87:GLN:N	3:MC:87:GLN:OE1	2.54	0.41
3:ME:76:ALA:HA	3:NI:79:SER:HA	2.03	0.41
3:ME:87:GLN:HB2	3:ME:89:TYR:HE1	1.85	0.41
3:ME:114:ALA:HB3	3:NH:8:LEU:HD23	2.03	0.41
3:MK:97:THR:N	3:MK:100:SER:HG	2.18	0.41
3:MM:59:ARG:C	3:MM:60:LYS:HD2	2.40	0.41
3:MM:97:THR:O	3:MM:100:SER:OG	2.36	0.41
3:NB:96:PHE:CE1	3:NB:105:ARG:HG2	2.56	0.41
3:NB:111:GLU:CA	3:NF:11:ILE:HD11	2.49	0.41
1:A:220:C:H2'	1:A:221:U:C6	2.56	0.41
1:A:253:A:H3'	1:A:254:C:H5''	2.03	0.41
1:A:301:G:H2'	1:A:302:U:O4'	2.21	0.41
1:A:461:C:N3	1:A:462:U:C4	2.89	0.41
1:A:490:A:C2	1:A:491:A:C5	3.09	0.41
1:A:609:U:C2	1:A:610:C:C6	3.08	0.41
1:A:720:U:C4	1:A:721:G:N7	2.89	0.41
1:A:723:C:H2'	1:A:724:A:C8	2.56	0.41

Continued on next page...

Continued from previous page...

Atom-1	Atom-2	Interatomic distance (Å)	Clash overlap (Å)
1:A:753:G:C6	1:A:754:A:C5	3.09	0.41
1:A:967:A:C2	1:A:969:U:O4	2.73	0.41
1:A:975:C:H42	1:A:976:A:H62	1.69	0.41
1:A:1492:C:C5'	3:BJ:63:LYS:HZ1	2.33	0.41
1:A:1836:U:C5	3:GK:89:TYR:CD1	3.09	0.41
1:A:1853:A:C2	1:A:2196:G:C2	3.09	0.41
1:A:1914:A:OP2	3:GI:30:ASN:OD1	2.39	0.41
1:A:1931:G:C2	1:A:1989:U:C2	3.08	0.41
1:A:1939:A:N3	1:A:1940:A:N7	2.68	0.41
1:A:2226:G:C6	1:A:2264:G:C2	3.09	0.41
1:A:2328:G:C2	1:A:2329:C:C6	3.09	0.41
1:A:2348:A:H2'	1:A:2349:U:O4'	2.21	0.41
1:A:2627:C:HO2'	1:A:2628:U:C1'	2.33	0.41
1:A:2774:U:N3	1:A:2775:G:N7	2.69	0.41
1:A:2798:G:H2'	1:A:2799:C:C6	2.55	0.41
1:A:2835:A:N6	1:A:2850:G:OP2	2.54	0.41
1:A:2920:U:C2	1:A:2923:G:C2	3.08	0.41
1:A:2948:A:H2'	1:A:2949:A:C1'	2.50	0.41
1:A:3110:U:H2'	1:A:3111:C:C1'	2.50	0.41
1:A:3587:A:C6	1:A:3665:A:N1	2.89	0.41
1:A:3809:G:H5'	3:KH:59:ARG:N	2.35	0.41
1:A:3841:A:N1	1:A:3847:G:O6	2.53	0.41
1:A:3923:G:H1	1:A:4162:U:HO2'	1.69	0.41
1:A:4020:A:C2'	1:A:4021:C:O4'	2.68	0.41
1:A:4020:A:O2'	1:A:4021:C:O4'	2.37	0.41
1:A:4155:A:N6	1:A:4156:A:N1	2.68	0.41
2:M:338:TYR:CD1	2:M:403:PHE:HB2	2.51	0.41
3:B:129:ASN:HB3	3:B:132:TYR:OH	2.20	0.41
3:BA:8:LEU:O	3:BA:18:THR:HG23	2.21	0.41
3:BF:14:ASP:OD2	3:BF:16:LYS:HB2	2.21	0.41
3:BF:116:LEU:HD12	3:BF:116:LEU:O	2.20	0.41
3:BI:21:LEU:HD13	3:BI:36:SER:C	2.41	0.41
3:CB:101:THR:OG1	3:CB:103:GLU:HB3	2.21	0.41
3:CB:105:ARG:CD	3:HC:128:LEU:HD11	2.50	0.41
3:CC:77:ASN:O	3:HC:77:ASN:OD1	2.38	0.41
3:CE:4:GLU:OE1	3:CE:5:THR:O	2.38	0.41
3:CF:98:GLN:NE2	3:CG:43:ALA:HA	2.36	0.41
3:CH:4:GLU:OE1	3:CH:4:GLU:N	2.53	0.41
3:CH:81:ASP:OD1	3:CJ:99:TYR:CG	2.74	0.41
3:CH:122:ILE:HG13	3:CH:123:ASP:N	2.35	0.41
3:CJ:26:VAL:HG11	3:HJ:132:TYR:HD1	1.85	0.41

Continued on next page...

Continued from previous page...

Atom-1	Atom-2	Interatomic distance (Å)	Clash overlap (Å)
3:CJ:132:TYR:CZ	3:HI:28:PRO:HB3	2.56	0.41
3:CL:109:ARG:CZ	3:HH:122:ILE:HB	2.50	0.41
3:CM:111:GLU:OE2	3:NA:68:ILE:HG23	2.21	0.41
3:CN:98:GLN:NE2	3:DA:43:ALA:HB2	2.35	0.41
3:DC:55:PRO:HD3	3:DC:62:TYR:CD2	2.55	0.41
3:DC:114:ALA:HA	3:DC:117:ALA:HB3	2.02	0.41
3:DE:129:ASN:OD1	3:EJ:24:ARG:C	2.59	0.41
3:DG:112:LEU:HD23	3:EJ:116:LEU:HD21	2.02	0.41
3:DL:54:GLN:HB3	3:DL:55:PRO:CD	2.51	0.41
3:DL:109:ARG:HD2	3:MN:116:LEU:HD21	2.03	0.41
3:ED:85:THR:HG21	3:EI:81:ASP:OD1	2.21	0.41
3:EE:11:ILE:CG2	3:LI:110:THR:OG1	2.60	0.41
3:EE:28:PRO:HB3	3:FA:132:TYR:CE1	2.55	0.41
3:EG:11:ILE:CD1	3:GC:111:GLU:N	2.84	0.41
3:EH:119:PRO:O	3:EH:122:ILE:HB	2.21	0.41
3:EI:87:GLN:OE1	3:EI:89:TYR:OH	2.08	0.41
3:EK:6:VAL:HG22	3:FM:120:LEU:HD11	2.03	0.41
3:FC:105:ARG:NH2	3:FD:40:ALA:O	2.41	0.41
3:FE:92:VAL:HG13	3:KI:92:VAL:HG22	2.02	0.41
3:FJ:13:LYS:HZ2	3:HF:103:GLU:HA	1.84	0.41
3:FJ:127:GLN:N	3:FJ:127:GLN:OE1	2.54	0.41
3:FK:127:GLN:HG3	3:FK:129:ASN:OD1	2.21	0.41
3:FL:22:ASN:O	3:FL:35:LEU:HA	2.21	0.41
3:FM:41:VAL:N	3:FM:42:PRO:CD	2.83	0.41
3:GA:32:VAL:HG12	3:GA:51:SER:CB	2.50	0.41
3:GB:37:GLN:OE1	3:GB:42:PRO:HB3	2.21	0.41
3:GB:60:LYS:CA	3:GB:61:ASN:HB3	2.51	0.41
3:GC:96:PHE:CE2	3:GC:105:ARG:NH1	2.89	0.41
3:GE:19:LEU:HD21	3:GE:21:LEU:HD21	2.03	0.41
3:GE:19:LEU:CD2	3:HE:111:GLU:OE1	2.68	0.41
3:GI:74:CYS:O	3:GI:74:CYS:SG	2.77	0.41
3:HB:55:PRO:HA	3:HB:59:ARG:HB2	2.02	0.41
3:HI:109:ARG:CZ	3:II:122:ILE:HG22	2.51	0.41
3:HK:37:GLN:HB2	3:HK:46:LYS:HE2	2.03	0.41
3:HK:85:THR:HG22	3:HK:85:THR:O	2.21	0.41
3:HM:97:THR:N	3:HM:100:SER:HG	2.18	0.41
3:HN:6:VAL:CG1	3:HN:8:LEU:HD21	2.50	0.41
3:HN:124:ALA:O	3:HN:128:LEU:HA	2.20	0.41
3:IE:122:ILE:HG12	3:JL:109:ARG:CZ	2.51	0.41
3:IG:91:ASP:OD1	3:IG:91:ASP:N	2.53	0.41
3:IH:13:LYS:HE3	3:NG:103:GLU:HA	2.02	0.41

Continued on next page...

Continued from previous page...

Atom-1	Atom-2	Interatomic distance (Å)	Clash overlap (Å)
3:IL:107:PHE:O	3:IL:111:GLU:CD	2.59	0.41
3:IM:4:GLU:OE1	3:IM:5:THR:O	2.38	0.41
3:JC:121:LEU:O	3:JC:125:ILE:HG22	2.20	0.41
3:JG:111:GLU:N	3:LD:11:ILE:CD1	2.83	0.41
3:JJ:20:VAL:HG23	3:JJ:20:VAL:O	2.20	0.41
3:JM:4:GLU:N	3:JM:4:GLU:OE1	2.53	0.41
3:KH:55:PRO:CD	3:KH:62:TYR:CE1	3.03	0.41
3:KJ:13:LYS:N	3:KJ:13:LYS:CD	2.83	0.41
3:KK:44:LEU:HD12	3:KK:44:LEU:O	2.20	0.41
3:KK:99:TYR:HB2	3:MH:86:ARG:HE	1.85	0.41
3:KL:51:SER:OG	3:KL:65:GLN:HB3	2.21	0.41
3:KM:89:TYR:CD1	3:KM:89:TYR:N	2.89	0.41
3:KN:52:VAL:CG1	3:KN:64:VAL:HG22	2.47	0.41
3:KN:119:PRO:O	3:KN:122:ILE:HG12	2.20	0.41
3:LB:84:VAL:HG13	3:LB:84:VAL:O	2.21	0.41
3:LC:54:GLN:HB3	3:LC:55:PRO:CD	2.50	0.41
3:LD:75:THR:HG22	3:LD:82:PRO:HG3	2.03	0.41
3:LD:105:ARG:O	3:LD:108:VAL:HG12	2.21	0.41
3:LF:26:VAL:HG22	3:LF:33:ALA:CB	2.50	0.41
3:LF:55:PRO:HB3	3:LF:60:LYS:O	2.21	0.41
3:LM:14:ASP:HB2	3:LM:16:LYS:NZ	2.35	0.41
3:LN:103:GLU:HA	3:MI:13:LYS:NZ	2.36	0.41
3:LN:121:LEU:HB2	3:MI:109:ARG:NH2	2.35	0.41
3:MA:26:VAL:HB	3:NJ:132:TYR:CD2	2.55	0.41
3:MA:52:VAL:HG12	3:MA:64:VAL:HG22	2.03	0.41
3:ME:30:ASN:OD1	3:ME:32:VAL:HG23	2.21	0.41
3:MJ:119:PRO:HA	3:MJ:122:ILE:HD11	2.02	0.41
3:MK:42:PRO:HA	3:MK:45:GLU:OE1	2.20	0.41
3:MK:99:TYR:CD1	3:MK:99:TYR:N	2.87	0.41
3:ML:55:PRO:HB2	3:ML:60:LYS:CD	2.50	0.41
3:MM:4:GLU:OE2	3:MM:4:GLU:HA	2.21	0.41
3:MM:27:ASN:CG	3:MM:29:THR:HG1	2.18	0.41
3:NB:122:ILE:HD13	3:NF:109:ARG:HE	1.84	0.41
3:NF:10:ASN:N	3:NF:10:ASN:OD1	2.54	0.41
3:NG:112:LEU:O	3:NG:116:LEU:HG	2.20	0.41
3:NH:125:ILE:HG23	3:NH:126:ASP:N	2.35	0.41
1:A:71:U:H2'	1:A:72:A:H8	1.86	0.41
1:A:159:C:C4	1:A:160:G:N7	2.89	0.41
1:A:163:A:H2'	1:A:164:C:C6	2.55	0.41
1:A:300:G:H2'	1:A:301:G:C8	2.55	0.41
1:A:682:C:C4	1:A:683:G:N7	2.88	0.41

Continued on next page...

Continued from previous page...

Atom-1	Atom-2	Interatomic distance (Å)	Clash overlap (Å)
1:A:945:G:C2	1:A:946:U:C4	3.09	0.41
1:A:1014:C:C1'	1:A:3197:A:H1'	2.51	0.41
1:A:1034:U:C2	3:IJ:57:ARG:NE	2.89	0.41
1:A:1317:G:C2	1:A:1318:C:C2	3.08	0.41
1:A:1375:A:C5	1:A:1376:C:C5	3.09	0.41
1:A:1426:A:H2	1:A:2601:C:O2	2.03	0.41
1:A:1795:U:O2	1:A:1795:U:H3'	2.20	0.41
1:A:1891:A:H2'	1:A:1892:G:O4'	2.20	0.41
1:A:1969:G:C2	1:A:1970:C:C2	3.08	0.41
1:A:2000:G:H2'	1:A:2001:C:C6	2.56	0.41
1:A:2086:G:H4'	1:A:4004:G:C6	2.56	0.41
1:A:2262:C:H2'	1:A:2263:C:C6	2.56	0.41
1:A:2411:C:H2'	1:A:2412:A:C4	2.55	0.41
1:A:2765:A:O2'	1:A:2766:A:C5'	2.68	0.41
1:A:2775:G:C2	1:A:2776:U:C2	3.09	0.41
1:A:2787:G:C2'	1:A:2788:A:OP1	2.68	0.41
1:A:2895:C:H2'	1:A:2896:G:O4'	2.21	0.41
1:A:3004:C:C4	1:A:3005:A:C5	3.09	0.41
1:A:3175:U:O4	1:A:3215:G:C2	2.73	0.41
1:A:3488:U:C4	1:A:3489:U:C4	3.09	0.41
1:A:3758:U:H3'	3:FD:60:LYS:HE3	2.03	0.41
1:A:3798:A:C6	1:A:3800:A:P	3.14	0.41
1:A:3834:A:C2	1:A:3836:G:O6	2.73	0.41
1:A:3895:C:H2'	1:A:3896:G:O4'	2.21	0.41
1:A:3969:G:C6	1:A:4026:A:N6	2.88	0.41
1:A:4050:U:C2	1:A:4051:G:N7	2.88	0.41
1:A:4109:A:C6	1:A:4111:A:OP1	2.74	0.41
3:D:47:ARG:HH21	3:D:69:GLN:HG3	1.86	0.41
3:BC:60:LYS:O	3:BC:61:ASN:C	2.59	0.41
3:BD:102:ASP:HA	3:BD:105:ARG:NH2	2.36	0.41
3:BD:104:GLU:HA	3:BD:104:GLU:OE2	2.20	0.41
3:BH:32:VAL:HG22	3:BH:51:SER:HB3	2.02	0.41
3:BM:87:GLN:NE2	3:BM:89:TYR:CD1	2.89	0.41
3:BN:8:LEU:HA	3:BN:8:LEU:HD12	1.76	0.41
3:BN:37:GLN:OE1	3:BN:45:GLU:OE2	2.39	0.41
3:CA:112:LEU:HD11	3:DH:92:VAL:HG21	2.03	0.41
3:CC:125:ILE:HD13	3:DF:64:VAL:HG11	2.01	0.41
3:CD:115:LEU:HD22	3:HA:8:LEU:HD21	1.99	0.41
3:CF:19:LEU:HD21	3:GM:107:PHE:CE1	2.56	0.41
3:CI:57:ARG:NH2	3:CI:60:LYS:NZ	2.68	0.41
3:CK:24:ARG:HH21	3:NA:129:ASN:HA	1.85	0.41

Continued on next page...

Continued from previous page...

Atom-1	Atom-2	Interatomic distance (Å)	Clash overlap (Å)
3:CK:115:LEU:HB3	3:CK:121:LEU:HD12	2.02	0.41
3:CK:125:ILE:HD13	3:NC:94:PHE:CD2	2.48	0.41
3:CK:128:LEU:HD12	3:CK:128:LEU:N	2.36	0.41
3:CM:103:GLU:HA	3:NA:13:LYS:HE2	2.02	0.41
3:CN:123:ASP:OD1	3:CN:129:ASN:HB2	2.21	0.41
3:CN:128:LEU:HD21	3:DD:62:TYR:HB3	2.01	0.41
3:DA:105:ARG:NH2	3:MM:126:ASP:O	2.50	0.41
3:DA:109:ARG:HH12	3:MM:122:ILE:CB	2.33	0.41
3:DB:132:TYR:OXT	3:DK:2:LYS:CE	2.68	0.41
3:DE:60:LYS:CB	3:DE:98:GLN:CG	2.99	0.41
3:DG:11:ILE:HD12	3:EJ:110:THR:OG1	2.21	0.41
3:DG:54:GLN:HB2	3:DG:55:PRO:HD2	2.02	0.41
3:DL:61:ASN:HA	3:DL:96:PHE:O	2.20	0.41
3:DN:121:LEU:O	3:DN:125:ILE:HG12	2.20	0.41
3:DN:125:ILE:CD1	3:ML:64:VAL:HG11	2.51	0.41
3:EC:32:VAL:HG23	3:EC:51:SER:HB2	2.02	0.41
3:ED:13:LYS:HZ1	3:EH:103:GLU:N	2.19	0.41
3:EE:26:VAL:HB	3:EH:132:TYR:CZ	2.55	0.41
3:EG:27:ASN:ND2	3:EG:29:THR:OG1	2.51	0.41
3:EM:96:PHE:HB3	3:EM:100:SER:OG	2.21	0.41
3:FB:11:ILE:HD12	3:LJ:107:PHE:HE1	1.85	0.41
3:FB:70:ASN:OD1	3:LJ:108:VAL:HG22	2.20	0.41
3:FG:22:ASN:N	3:FG:36:SER:O	2.43	0.41
3:FH:128:LEU:CD2	3:FK:105:ARG:CZ	2.99	0.41
3:FI:11:ILE:CG2	3:FI:17:GLN:HB2	2.48	0.41
3:FJ:56:SER:HB3	3:FJ:58:ASN:OD1	2.21	0.41
3:FJ:128:LEU:O	3:HG:24:ARG:NH1	2.54	0.41
3:FN:86:ARG:NH1	3:HB:99:TYR:C	2.73	0.41
3:GE:1:ALA:HB3	3:HE:131:ALA:HA	2.03	0.41
3:GE:109:ARG:NH2	3:HE:122:ILE:HA	2.34	0.41
3:GF:11:ILE:CD1	3:KD:111:GLU:N	2.84	0.41
3:GG:92:VAL:HG22	3:JE:92:VAL:HG13	2.01	0.41
3:GH:103:GLU:OE1	3:KB:13:LYS:HD2	2.20	0.41
3:GJ:52:VAL:HG23	3:GJ:54:GLN:HE22	1.86	0.41
3:GL:43:ALA:C	3:GL:44:LEU:HD22	2.41	0.41
3:GL:93:THR:HB	3:HG:91:ASP:OD1	2.20	0.41
3:HD:56:SER:N	3:HD:60:LYS:HA	2.36	0.41
3:HI:1:ALA:O	3:II:131:ALA:HA	2.21	0.41
3:HI:8:LEU:HD23	3:HI:19:LEU:CB	2.44	0.41
3:HJ:84:VAL:HG13	3:HJ:84:VAL:O	2.21	0.41
3:HK:97:THR:N	3:HK:100:SER:OG	2.53	0.41

Continued on next page...

Continued from previous page...

Atom-1	Atom-2	Interatomic distance (Å)	Clash overlap (Å)
3:IC:84:VAL:HG22	3:IC:87:GLN:NE2	2.36	0.41
3:IE:86:ARG:CZ	3:JL:99:TYR:O	2.69	0.41
3:IF:112:LEU:HD11	3:NI:92:VAL:CG2	2.42	0.41
3:IF:116:LEU:HD23	3:IF:121:LEU:HD13	2.03	0.41
3:IM:116:LEU:O	3:JM:109:ARG:NH1	2.48	0.41
3:JB:99:TYR:HD1	3:JC:81:ASP:OD1	2.04	0.41
3:JD:102:ASP:OD1	3:JD:102:ASP:C	2.57	0.41
3:JE:28:PRO:HB3	3:KA:132:TYR:CE1	2.55	0.41
3:JE:96:PHE:CD2	3:JE:105:ARG:CD	3.01	0.41
3:JF:19:LEU:HD23	3:KA:111:GLU:OE1	2.21	0.41
3:JF:125:ILE:CG2	3:JF:126:ASP:N	2.84	0.41
3:JG:129:ASN:ND2	3:LE:22:ASN:HD21	2.19	0.41
3:JJ:41:VAL:N	3:JJ:42:PRO:CD	2.83	0.41
3:JK:11:ILE:HD12	3:KN:110:THR:OG1	2.20	0.41
3:JN:48:VAL:HG22	3:JN:68:ILE:HG12	2.03	0.41
3:KA:48:VAL:O	3:KA:48:VAL:HG13	2.20	0.41
3:KB:41:VAL:N	3:KB:42:PRO:CD	2.82	0.41
3:KE:99:TYR:HH	3:KF:84:VAL:H	1.64	0.41
3:KH:59:ARG:O	3:KH:60:LYS:CG	2.68	0.41
3:KH:82:PRO:O	3:KJ:99:TYR:OH	2.33	0.41
3:KK:108:VAL:O	3:KK:111:GLU:HG3	2.20	0.41
3:KM:96:PHE:CE2	3:MF:125:ILE:HD11	2.55	0.41
3:LA:87:GLN:O	3:LA:87:GLN:HG2	2.19	0.41
3:LF:119:PRO:O	3:LF:122:ILE:HG12	2.20	0.41
3:LG:46:LYS:HD3	3:LG:70:ASN:CG	2.41	0.41
3:LG:53:SER:CB	3:LG:63:LYS:NZ	2.84	0.41
3:LG:54:GLN:HB3	3:LG:55:PRO:CD	2.50	0.41
3:LG:110:THR:OG1	3:MG:11:ILE:HD12	2.21	0.41
3:LI:81:ASP:OD2	3:LK:99:TYR:CE1	2.74	0.41
3:LK:32:VAL:HG21	3:LK:49:THR:CG2	2.49	0.41
3:LK:71:PRO:O	3:LK:72:THR:OG1	2.30	0.41
3:MA:114:ALA:O	3:MA:117:ALA:HB3	2.21	0.41
3:MD:49:THR:OG1	3:MD:67:LYS:HB2	2.21	0.41
3:MF:52:VAL:HG12	3:MF:64:VAL:CG1	2.47	0.41
3:MK:21:LEU:HB3	3:MK:35:LEU:HB3	2.02	0.41
3:MM:61:ASN:HA	3:MM:96:PHE:O	2.20	0.41
3:MM:69:GLN:OE1	3:MM:89:TYR:HB2	2.21	0.41
3:MN:84:VAL:HG13	3:MN:87:GLN:OE1	2.20	0.41
3:MN:98:GLN:HG3	3:NA:43:ALA:HB2	2.01	0.41
3:NB:94:PHE:HB3	3:NB:96:PHE:CE2	2.55	0.41
3:NB:109:ARG:CZ	3:NF:122:ILE:HA	2.50	0.41

Continued on next page...

Continued from previous page...

Atom-1	Atom-2	Interatomic distance (Å)	Clash overlap (Å)
3:NE:125:ILE:CG2	3:NE:126:ASP:N	2.82	0.41
3:NH:97:THR:N	3:NH:100:SER:OG	2.54	0.41
1:A:90:C:N4	1:A:91:G:O6	2.53	0.41
1:A:222:A:O2'	1:A:223:C:H5'	2.21	0.41
1:A:293:U:H3'	1:A:294:U:C6	2.56	0.41
1:A:331:C:C5'	3:NA:59:ARG:HH22	2.32	0.41
1:A:345:G:C6	1:A:346:A:N6	2.88	0.41
1:A:796:U:O4	1:A:797:A:N6	2.54	0.41
1:A:934:C:C4'	3:BI:61:ASN:ND2	2.84	0.41
1:A:1004:U:O4	1:A:1101:C:H4'	2.21	0.41
1:A:1092:U:C5	1:A:1093:G:C8	3.08	0.41
1:A:1500:G:C8	3:BM:57:ARG:NH2	2.85	0.41
1:A:1777:C:N4	3:BD:89:TYR:CZ	2.81	0.41
1:A:1787:U:H4'	1:A:1807:C:OP1	2.21	0.41
1:A:1869:G:N1	1:A:1885:C:O2	2.53	0.41
1:A:2101:A:H2'	1:A:2102:U:C6	2.56	0.41
1:A:2176:A:H2'	1:A:2177:U:C6	2.55	0.41
1:A:2225:U:C2	1:A:2226:G:N7	2.89	0.41
1:A:2304:C:OP2	1:A:2304:C:H3'	2.21	0.41
1:A:2354:G:C6	1:A:2355:U:C5	3.09	0.41
1:A:2529:G:C2	1:A:2530:A:C8	3.09	0.41
1:A:2543:U:N3	1:A:2566:A:OP1	2.53	0.41
1:A:2602:U:C4	1:A:2616:G:C2	3.09	0.41
1:A:2904:A:H2'	1:A:2905:A:C8	2.56	0.41
1:A:2914:U:H2'	1:A:2915:A:C1'	2.51	0.41
1:A:2921:C:O3'	1:A:2922:A:C4'	2.69	0.41
1:A:2921:C:O5'	1:A:2922:A:OP2	2.38	0.41
1:A:2931:A:H2'	1:A:2932:C:C6	2.56	0.41
1:A:3295:U:H2'	1:A:3296:U:C6	2.56	0.41
1:A:3303:G:O2'	1:A:3304:A:C5'	2.69	0.41
1:A:3540:U:C6	3:GD:57:ARG:NH1	2.89	0.41
1:A:3591:C:C2	1:A:3661:G:N1	2.89	0.41
1:A:3596:U:O4	1:A:3597:A:N6	2.54	0.41
1:A:3670:A:H2'	1:A:3671:U:O5'	2.21	0.41
1:A:3706:A:C2	1:A:3733:A:N6	2.88	0.41
1:A:3759:G:C4	1:A:3760:G:H1'	2.55	0.41
1:A:3765:C:H2'	1:A:3766:U:C6	2.56	0.41
1:A:3771:G:C2'	1:A:3772:G:O5'	2.68	0.41
1:A:3825:C:H3'	3:FE:59:ARG:NH2	2.35	0.41
1:A:3835:C:P	3:LF:58:ASN:HD21	2.44	0.41
3:BB:11:ILE:CD1	3:MA:110:THR:OG1	2.67	0.41

Continued on next page...

Continued from previous page...

Atom-1	Atom-2	Interatomic distance (Å)	Clash overlap (Å)
3:BB:62:TYR:CD2	3:MA:128:LEU:CD2	3.03	0.41
3:BB:85:THR:HG22	3:BB:85:THR:O	2.21	0.41
3:BC:118:SER:O	3:BC:122:ILE:HG13	2.21	0.41
3:BE:13:LYS:HZ1	3:CE:102:ASP:CG	2.22	0.41
3:CF:86:ARG:NH2	3:GM:100:SER:HA	2.35	0.41
3:CH:1:ALA:HB1	3:HL:131:ALA:HA	2.03	0.41
3:CI:97:THR:O	3:CI:100:SER:OG	2.32	0.41
3:CM:4:GLU:O	3:CM:6:VAL:HG23	2.21	0.41
3:CM:44:LEU:HD22	3:CM:44:LEU:N	2.35	0.41
3:DE:99:TYR:O	3:EL:86:ARG:NH1	2.53	0.41
3:DE:122:ILE:HG23	3:DE:126:ASP:OD2	2.21	0.41
3:DH:8:LEU:HD22	3:DH:8:LEU:N	2.36	0.41
3:DJ:102:ASP:N	3:DJ:105:ARG:NH2	2.69	0.41
3:DN:90:ALA:HA	3:ML:93:THR:O	2.21	0.41
3:EB:62:TYR:CG	3:MJ:128:LEU:CD2	3.04	0.41
3:EC:26:VAL:HG11	3:LK:132:TYR:HD1	1.85	0.41
3:ED:44:LEU:CD2	3:EF:98:GLN:O	2.68	0.41
3:EE:75:THR:HG23	3:EE:82:PRO:HG3	2.02	0.41
3:EG:107:PHE:HD1	3:GC:12:GLY:HA2	1.85	0.41
3:FA:87:GLN:HB3	3:FA:89:TYR:CE2	2.55	0.41
3:FA:101:THR:HG23	3:FA:104:GLU:H	1.85	0.41
3:FC:105:ARG:CZ	3:GB:128:LEU:HD11	2.50	0.41
3:FF:112:LEU:HD23	3:LF:116:LEU:CD1	2.51	0.41
3:FH:97:THR:HG21	3:FK:86:ARG:CG	2.48	0.41
3:FH:115:LEU:HD23	3:FK:8:LEU:HD11	2.00	0.41
3:FK:101:THR:OG1	3:FK:104:GLU:CD	2.59	0.41
3:FL:86:ARG:NH2	3:HD:100:SER:CA	2.84	0.41
3:GD:128:LEU:HD12	3:GD:128:LEU:N	2.36	0.41
3:GF:55:PRO:HB3	3:GF:60:LYS:HB3	2.03	0.41
3:GG:26:VAL:HG12	3:GG:33:ALA:CA	2.42	0.41
3:GJ:57:ARG:H	3:GJ:57:ARG:CD	2.34	0.41
3:GM:84:VAL:O	3:GM:84:VAL:HG13	2.21	0.41
3:HK:53:SER:OG	3:HK:63:LYS:HB3	2.21	0.41
3:HL:102:ASP:OD1	3:HL:103:GLU:N	2.54	0.41
3:ID:62:TYR:HE2	3:IE:42:PRO:CB	2.33	0.41
3:IF:60:LYS:CB	3:IF:61:ASN:HB3	2.50	0.41
3:IN:4:GLU:CD	3:IN:5:THR:N	2.74	0.41
3:JC:104:GLU:O	3:JC:107:PHE:HB3	2.21	0.41
3:JC:123:ASP:OD1	3:JC:123:ASP:N	2.53	0.41
3:JD:3:LEU:CD1	3:JH:132:TYR:HA	2.49	0.41
3:JD:111:GLU:N	3:JH:11:ILE:CD1	2.84	0.41

Continued on next page...

Continued from previous page...

Atom-1	Atom-2	Interatomic distance (Å)	Clash overlap (Å)
3:JI:23:PRO:C	3:JI:24:ARG:HD2	2.41	0.41
3:JN:104:GLU:O	3:JN:108:VAL:HG23	2.20	0.41
3:KA:55:PRO:HB3	3:KA:60:LYS:HG3	2.01	0.41
3:KC:132:TYR:CZ	3:LD:26:VAL:HB	2.55	0.41
3:KE:61:ASN:HA	3:KE:96:PHE:O	2.20	0.41
3:KH:86:ARG:HH22	3:KL:101:THR:HG23	1.86	0.41
3:KJ:6:VAL:HG23	3:KJ:35:LEU:CD2	2.51	0.41
3:KJ:21:LEU:HD22	3:KJ:21:LEU:N	2.36	0.41
3:KJ:52:VAL:O	3:KJ:52:VAL:CG2	2.69	0.41
3:KJ:86:ARG:HG3	3:LE:97:THR:HG21	2.03	0.41
3:KK:26:VAL:HG21	3:MF:132:TYR:CD2	2.55	0.41
3:KM:55:PRO:HG3	3:KM:62:TYR:CZ	2.56	0.41
3:LC:55:PRO:HD3	3:LC:62:TYR:HE1	1.86	0.41
3:LD:106:ALA:O	3:LD:109:ARG:HG2	2.21	0.41
3:LG:126:ASP:HB2	3:MG:109:ARG:NH2	2.36	0.41
3:LI:128:LEU:N	3:LI:128:LEU:HD12	2.35	0.41
3:LJ:116:LEU:HD23	3:LJ:116:LEU:O	2.20	0.41
3:MI:37:GLN:O	3:MI:45:GLU:HG2	2.21	0.41
3:MJ:44:LEU:HD13	3:ML:98:GLN:NE2	2.35	0.41
3:MN:102:ASP:N	3:MN:105:ARG:NH2	2.69	0.41
3:NB:119:PRO:C	3:NB:122:ILE:HG22	2.41	0.41
3:NC:11:ILE:CG2	3:NC:17:GLN:HB2	2.51	0.41
3:NC:120:LEU:O	3:NC:123:ASP:OD1	2.38	0.41
3:NE:44:LEU:HD12	3:NE:44:LEU:O	2.20	0.41
3:NE:49:THR:OG1	3:NE:67:LYS:NZ	2.43	0.41
3:NF:8:LEU:HB2	3:NF:19:LEU:HB3	2.03	0.41
3:NG:54:GLN:HB3	3:NG:55:PRO:HD3	2.02	0.41
3:NI:101:THR:OG1	3:NI:104:GLU:HB2	2.21	0.41
3:NJ:84:VAL:HG12	3:NJ:87:GLN:HE21	1.84	0.41
1:A:98:A:C2'	1:A:99:U:OP1	2.69	0.41
1:A:191:G:C3'	3:NB:57:ARG:HH21	2.34	0.41
1:A:237:U:H3'	1:A:238:C:O4'	2.21	0.41
1:A:249:G:C4	1:A:250:C:C6	3.09	0.41
1:A:272:U:O3'	1:A:273:U:O4'	2.39	0.41
1:A:276:G:H2'	1:A:277:A:C8	2.56	0.41
1:A:531:U:N3	1:A:539:A:N1	2.69	0.41
1:A:671:G:H2'	1:A:672:G:O4'	2.21	0.41
1:A:693:U:C4	1:A:694:A:N6	2.89	0.41
1:A:724:A:H2'	1:A:725:U:O4'	2.20	0.41
1:A:892:U:H2'	1:A:893:A:O4'	2.21	0.41
1:A:967:A:O2'	1:A:968:C:P	2.79	0.41

Continued on next page...

Continued from previous page...

Atom-1	Atom-2	Interatomic distance (Å)	Clash overlap (Å)
1:A:1001:A:C6	1:A:1009:C:N3	2.89	0.41
1:A:1076:A:H61	1:A:1205:A:N6	2.19	0.41
1:A:1092:U:H4'	3:IG:89:TYR:HD2	1.86	0.41
1:A:1149:A:H2'	1:A:1150:C:C1'	2.51	0.41
1:A:1228:C:C2	1:A:1229:U:C6	3.09	0.41
1:A:1232:C:N4	3:BI:54:GLN:OE1	2.54	0.41
1:A:1263:U:O5'	1:A:1264:A:OP2	2.39	0.41
1:A:1295:U:C5	3:BK:57:ARG:CZ	3.03	0.41
1:A:1314:A:H5'	3:CF:89:TYR:OH	2.21	0.41
1:A:1328:U:C4	1:A:1329:U:C4	3.09	0.41
1:A:1384:A:N6	1:A:1555:A:H2	2.18	0.41
1:A:1423:U:O2'	1:A:2603:A:N1	2.53	0.41
1:A:1497:U:H3	3:BN:65:GLN:HB2	1.86	0.41
1:A:1508:G:H2'	1:A:1509:C:C5	2.56	0.41
1:A:1683:G:C4'	1:A:1684:C:OP1	2.69	0.41
1:A:1708:U:P	3:JM:58:ASN:HB2	2.60	0.41
1:A:1741:A:O2'	1:A:1742:U:H5'	2.21	0.41
1:A:1774:G:C4	1:A:1775:G:C8	3.09	0.41
1:A:1873:U:O5'	1:A:1874:U:H4'	2.21	0.41
1:A:1876:A:N6	1:A:2848:A:C2	2.89	0.41
1:A:1921:U:O2	1:A:1923:G:N7	2.54	0.41
1:A:1936:G:C6	1:A:1984:G:C6	3.09	0.41
1:A:1937:C:N4	1:A:1938:G:H21	2.18	0.41
1:A:2016:U:H2'	1:A:2017:U:C6	2.56	0.41
1:A:2157:C:OP2	3:HE:59:ARG:NH2	2.54	0.41
1:A:2193:A:H8	1:A:2193:A:OP2	2.04	0.41
1:A:2239:A:H2'	1:A:2239:A:N3	2.36	0.41
1:A:2242:C:H5'	3:FJ:59:ARG:HH2	1.82	0.41
1:A:2247:A:C2	1:A:2248:G:H1'	2.56	0.41
1:A:2319:G:O2'	1:A:2322:C:OP1	2.28	0.41
1:A:2321:U:H2'	1:A:2323:C:OP2	2.21	0.41
1:A:2341:G:N1	1:A:2342:G:C6	2.88	0.41
1:A:2350:G:H2'	1:A:2351:C:C5	2.55	0.41
1:A:2370:U:C4	1:A:2410:A:N1	2.88	0.41
1:A:2380:C:C4	1:A:2404:C:O2	2.73	0.41
1:A:2383:U:C6	3:FH:89:TYR:OH	2.71	0.41
1:A:2426:U:O4	1:A:2889:A:N7	2.54	0.41
1:A:2496:G:C5	1:A:2497:A:C8	3.09	0.41
1:A:2512:C:C2	1:A:2513:A:C8	3.09	0.41
1:A:2544:G:N3	1:A:2544:G:O5'	2.54	0.41
1:A:2631:G:H2'	1:A:2632:A:C8	2.56	0.41

Continued on next page...

Continued from previous page...

Atom-1	Atom-2	Interatomic distance (Å)	Clash overlap (Å)
1:A:2635:A:O2'	1:A:2636:G:O5'	2.29	0.41
1:A:2766:A:H2'	1:A:2767:U:O2	2.21	0.41
1:A:2850:G:H2'	1:A:2851:G:C8	2.55	0.41
1:A:2969:U:C2	1:A:2970:A:C8	3.09	0.41
1:A:3039:A:N1	1:A:3044:U:C6	2.89	0.41
1:A:3243:G:H5'	3:KK:58:ASN:ND2	2.35	0.41
1:A:3265:C:H2'	1:A:3266:U:O4'	2.21	0.41
1:A:3293:U:O3'	1:A:3294:G:O4'	2.39	0.41
1:A:3382:G:N3	1:A:3382:G:H2'	2.36	0.41
1:A:3409:A:N7	1:A:3459:G:N2	2.68	0.41
1:A:3418:U:O2'	1:A:3419:U:C6	2.74	0.41
1:A:3446:C:O2	1:A:3447:U:C6	2.74	0.41
1:A:3539:G:P	3:GD:59:ARG:HH22	2.44	0.41
1:A:3570:G:O2'	1:A:3571:U:H5'	2.21	0.41
1:A:3571:U:O2'	1:A:3572:U:H5'	2.21	0.41
1:A:3587:A:C6	1:A:3665:A:C6	3.09	0.41
1:A:3747:G:H2'	1:A:3748:G:C8	2.56	0.41
1:A:3759:G:C2	1:A:3760:G:H1'	2.56	0.41
1:A:3799:A:N3	1:A:3799:A:H2'	2.36	0.41
1:A:3929:U:H3'	1:A:3930:C:C6	2.55	0.41
1:A:4028:A:H2'	1:A:4029:U:C6	2.56	0.41
1:A:4056:A:C2	1:A:4057:G:N7	2.89	0.41
1:A:4062:G:H2'	1:A:4063:U:O4'	2.21	0.41
1:A:4155:A:N7	1:A:4156:A:N6	2.69	0.41
1:A:4190:G:C4	1:A:4191:G:C8	3.08	0.41
1:A:4206:U:H2'	1:A:4207:C:C6	2.56	0.41
1:A:4210:U:H2'	1:A:4211:C:C6	2.56	0.41
2:M:308:HIS:NE2	3:B:47:ARG:HD2	2.36	0.41
3:BA:13:LYS:N	3:BA:13:LYS:HD3	2.36	0.41
3:BA:16:LYS:HE2	3:BA:16:LYS:HA	2.02	0.41
3:BA:132:TYR:CE1	3:MK:26:VAL:HG21	2.56	0.41
3:BB:125:ILE:CG1	3:BB:126:ASP:N	2.83	0.41
3:BC:24:ARG:HB2	3:BC:34:SER:OG	2.21	0.41
3:BC:94:PHE:HD2	3:ND:125:ILE:HD12	1.86	0.41
3:BC:103:GLU:HA	3:ND:13:LYS:NZ	2.35	0.41
3:BE:64:VAL:HB	3:BE:94:PHE:HB2	2.03	0.41
3:BF:19:LEU:HD21	3:IN:107:PHE:CE2	2.56	0.41
3:BF:68:ILE:HD12	3:BF:68:ILE:N	2.36	0.41
3:BF:72:THR:O	3:BF:86:ARG:HB3	2.21	0.41
3:BF:125:ILE:HD12	3:IN:94:PHE:CE1	2.55	0.41
3:BG:58:ASN:OD1	3:BG:59:ARG:N	2.54	0.41

Continued on next page...

Continued from previous page...

Atom-1	Atom-2	Interatomic distance (Å)	Clash overlap (Å)
3:BH:104:GLU:OE2	3:IL:86:ARG:NE	2.45	0.41
3:BI:8:LEU:HD13	3:BI:8:LEU:HA	1.86	0.41
3:BI:123:ASP:OD1	3:BI:129:ASN:HB2	2.21	0.41
3:BI:132:TYR:N	3:HM:3:LEU:HD23	2.36	0.41
3:BJ:30:ASN:CG	3:BJ:32:VAL:HG23	2.41	0.41
3:BJ:99:TYR:CE1	3:BK:83:SER:HA	2.55	0.41
3:BK:101:THR:O	3:BK:105:ARG:HG3	2.21	0.41
3:BK:125:ILE:HD13	3:HK:64:VAL:HG11	2.03	0.41
3:BN:98:GLN:OE1	3:BN:98:GLN:N	2.47	0.41
3:CA:109:ARG:HG2	3:DH:116:LEU:HD12	2.03	0.41
3:CB:37:GLN:OE1	3:CB:42:PRO:HB2	2.21	0.41
3:CC:112:LEU:HD23	3:CC:116:LEU:HG	2.02	0.41
3:CD:6:VAL:HG12	3:CD:8:LEU:HD21	2.02	0.41
3:CD:24:ARG:NH1	3:DF:129:ASN:HA	2.35	0.41
3:CD:64:VAL:HG21	3:HA:125:ILE:HD13	2.02	0.41
3:CF:30:ASN:OD1	3:CF:30:ASN:N	2.53	0.41
3:CF:58:ASN:O	3:CF:60:LYS:NZ	2.53	0.41
3:CF:118:SER:OG	3:CF:119:PRO:HD2	2.20	0.41
3:CH:115:LEU:HD12	3:HL:68:ILE:HD11	2.03	0.41
3:CJ:92:VAL:CG2	3:HJ:92:VAL:HG22	2.35	0.41
3:CM:11:ILE:HD12	3:NA:110:THR:OG1	2.21	0.41
3:CM:114:ALA:CB	3:NA:8:LEU:HG	2.51	0.41
3:CN:13:LYS:H	3:CN:13:LYS:CD	2.32	0.41
3:CN:21:LEU:HD13	3:CN:36:SER:C	2.41	0.41
3:DB:6:VAL:HG12	3:DB:8:LEU:HD11	2.00	0.41
3:DB:24:ARG:HB2	3:DB:34:SER:OG	2.21	0.41
3:DC:54:GLN:O	3:DC:59:ARG:HD3	2.21	0.41
3:DC:102:ASP:N	3:DC:105:ARG:NH2	2.68	0.41
3:DC:128:LEU:CD2	3:EN:62:TYR:HB3	2.51	0.41
3:DE:3:LEU:CD2	3:EL:132:TYR:N	2.83	0.41
3:DE:112:LEU:CD2	3:EL:116:LEU:HD11	2.50	0.41
3:DE:128:LEU:HD22	3:EL:62:TYR:CD2	2.55	0.41
3:DF:3:LEU:HD12	3:DF:23:PRO:HB2	2.02	0.41
3:DF:91:ASP:OD1	3:DF:91:ASP:C	2.57	0.41
3:DG:79:SER:O	3:DG:80:CYS:CB	2.69	0.41
3:DG:125:ILE:HD11	3:EJ:96:PHE:CE1	2.56	0.41
3:DH:56:SER:O	3:DH:60:LYS:HD3	2.21	0.41
3:DJ:75:THR:HG23	3:DJ:75:THR:O	2.21	0.41
3:DL:14:ASP:O	3:DL:16:LYS:NZ	2.39	0.41
3:DL:68:ILE:HD11	3:MN:111:GLU:CD	2.40	0.41
3:DM:72:THR:CG2	3:DM:73:ALA:N	2.84	0.41

Continued on next page...

Continued from previous page...

Atom-1	Atom-2	Interatomic distance (Å)	Clash overlap (Å)
3:DM:86:ARG:HH21	3:EM:100:SER:HA	1.82	0.41
3:DM:100:SER:CA	3:EM:86:ARG:NH1	2.83	0.41
3:DN:100:SER:HA	3:DN:104:GLU:OE2	2.20	0.41
3:DN:114:ALA:HB1	3:ML:8:LEU:HD12	2.00	0.41
3:EA:94:PHE:N	3:EA:94:PHE:CD1	2.89	0.41
3:EA:98:GLN:NE2	3:EB:43:ALA:HA	2.36	0.41
3:EB:109:ARG:CG	3:EB:110:THR:N	2.83	0.41
3:EC:8:LEU:HD13	3:LK:114:ALA:HB3	2.01	0.41
3:EC:77:ASN:CG	3:LI:78:GLY:HA2	2.41	0.41
3:EC:92:VAL:HG21	3:LK:112:LEU:CD1	2.51	0.41
3:EC:128:LEU:HD12	3:EC:128:LEU:N	2.36	0.41
3:ED:125:ILE:HD13	3:EH:94:PHE:CE1	2.56	0.41
3:EE:105:ARG:HH11	3:EE:105:ARG:HG3	1.86	0.41
3:EE:131:ALA:HA	3:LI:1:ALA:HB1	2.02	0.41
3:EF:24:ARG:HA	3:LI:130:PRO:HG2	2.03	0.41
3:EG:57:ARG:HA	3:EG:57:ARG:NE	2.35	0.41
3:EG:60:LYS:N	3:EG:61:ASN:HB3	2.35	0.41
3:EG:61:ASN:OD1	3:EG:61:ASN:O	2.39	0.41
3:EG:114:ALA:HB3	3:GC:8:LEU:HD22	1.97	0.41
3:EI:55:PRO:HB3	3:EI:60:LYS:HG2	2.00	0.41
3:EK:22:ASN:HD21	3:EK:38:ALA:HB2	1.86	0.41
3:EK:121:LEU:HA	3:EK:124:ALA:HB3	2.03	0.41
3:EL:44:LEU:HD21	3:EL:73:ALA:HB3	2.03	0.41
3:FA:27:ASN:ND2	3:FA:29:THR:OG1	2.54	0.41
3:FC:1:ALA:O	3:GB:131:ALA:HA	2.19	0.41
3:FE:85:THR:HG23	3:FE:86:ARG:CD	2.50	0.41
3:FF:52:VAL:HG13	3:FF:64:VAL:HG22	2.01	0.41
3:FF:72:THR:CG2	3:FF:86:ARG:HB2	2.51	0.41
3:FG:13:LYS:CE	3:KG:102:ASP:OD2	2.69	0.41
3:FH:59:ARG:HA	3:FH:59:ARG:NE	2.35	0.41
3:FH:97:THR:HG23	3:FH:100:SER:N	2.36	0.41
3:FH:112:LEU:HD11	3:FK:92:VAL:CG2	2.51	0.41
3:FI:11:ILE:CD1	3:KE:111:GLU:N	2.83	0.41
3:FL:84:VAL:O	3:FL:84:VAL:HG13	2.20	0.41
3:FN:63:LYS:HZ1	3:FN:95:SER:HG	1.57	0.41
3:FN:122:ILE:HA	3:HB:109:ARG:NH1	2.36	0.41
3:GA:60:LYS:O	3:GA:61:ASN:C	2.59	0.41
3:GA:96:PHE:CD2	3:GA:105:ARG:HD2	2.56	0.41
3:GC:10:ASN:O	3:GC:11:ILE:HG23	2.19	0.41
3:GC:41:VAL:HG21	3:GC:44:LEU:HD12	2.03	0.41
3:GC:72:THR:OG1	3:GC:86:ARG:HB2	2.20	0.41

Continued on next page...

Continued from previous page...

Atom-1	Atom-2	Interatomic distance (Å)	Clash overlap (Å)
3:GD:122:ILE:HG13	3:GD:123:ASP:N	2.36	0.41
3:GD:126:ASP:CG	3:KF:109:ARG:HH12	2.23	0.41
3:GE:86:ARG:HG2	3:HE:97:THR:HG21	2.03	0.41
3:GE:98:GLN:OE1	3:GE:98:GLN:HA	2.20	0.41
3:GF:55:PRO:HD3	3:GF:62:TYR:CE2	2.55	0.41
3:GF:64:VAL:HG11	3:KD:125:ILE:HD13	2.03	0.41
3:GF:132:TYR:HH	3:KC:26:VAL:HG13	1.85	0.41
3:GG:13:LYS:HE2	3:JE:103:GLU:HA	2.03	0.41
3:GG:103:GLU:HA	3:JE:13:LYS:HZ3	1.86	0.41
3:GI:129:ASN:OD1	3:JA:24:ARG:CA	2.69	0.41
3:GJ:3:LEU:HD21	3:GN:131:ALA:HB1	2.03	0.41
3:GJ:90:ALA:HA	3:GN:93:THR:O	2.21	0.41
3:GL:2:LYS:NZ	3:HG:132:TYR:OXT	2.42	0.41
3:GL:122:ILE:HG12	3:HG:109:ARG:NH1	2.36	0.41
3:GM:58:ASN:OD1	3:GM:59:ARG:HG2	2.20	0.41
3:HD:27:ASN:OD1	3:HD:30:ASN:N	2.46	0.41
3:HD:69:GLN:OE1	3:HD:89:TYR:HA	2.21	0.41
3:HD:69:GLN:OE1	3:HD:69:GLN:HA	2.21	0.41
3:HE:131:ALA:O	3:HE:132:TYR:CD1	2.74	0.41
3:HF:13:LYS:N	3:HF:13:LYS:CD	2.84	0.41
3:HG:3:LEU:CD1	3:HG:35:LEU:HD11	2.48	0.41
3:HG:55:PRO:CB	3:HG:60:LYS:HD3	2.50	0.41
3:HI:34:SER:O	3:HI:35:LEU:HD22	2.21	0.41
3:HI:60:LYS:HG3	3:HI:60:LYS:O	2.21	0.41
3:HJ:42:PRO:HA	3:HJ:45:GLU:CD	2.41	0.41
3:HK:21:LEU:HD13	3:HK:36:SER:C	2.41	0.41
3:HL:79:SER:O	3:HL:80:CYS:CB	2.68	0.41
3:HN:13:LYS:HZ3	3:ID:103:GLU:CD	2.23	0.41
3:HN:121:LEU:HD12	3:HN:121:LEU:N	2.36	0.41
3:HN:128:LEU:CD2	3:ID:62:TYR:CG	3.04	0.41
3:IA:30:ASN:OD1	3:IA:32:VAL:CB	2.68	0.41
3:IB:53:SER:OG	3:IB:63:LYS:HB3	2.20	0.41
3:IB:125:ILE:HG21	3:IK:109:ARG:HD3	2.02	0.41
3:IC:122:ILE:HB	3:JN:109:ARG:HH12	1.85	0.41
3:ID:24:ARG:CZ	3:JN:127:GLN:O	2.69	0.41
3:ID:30:ASN:CG	3:ID:32:VAL:HG23	2.41	0.41
3:IE:32:VAL:HG12	3:IE:51:SER:CB	2.51	0.41
3:IE:127:GLN:N	3:IE:127:GLN:OE1	2.54	0.41
3:IE:128:LEU:HD23	3:JL:62:TYR:CD1	2.56	0.41
3:IE:129:ASN:HD22	3:JJ:24:ARG:HA	1.85	0.41
3:IF:11:ILE:HG23	3:NI:110:THR:HG23	2.02	0.41

Continued on next page...

Continued from previous page...

Atom-1	Atom-2	Interatomic distance (Å)	Clash overlap (Å)
3:IF:68:ILE:HD11	3:NI:111:GLU:OE1	2.20	0.41
3:IH:11:ILE:CG2	3:IH:17:GLN:HB2	2.51	0.41
3:IH:37:GLN:O	3:IH:45:GLU:CG	2.69	0.41
3:IH:109:ARG:CZ	3:NG:122:ILE:HD13	2.51	0.41
3:II:60:LYS:CB	3:II:61:ASN:HB2	2.46	0.41
3:IJ:11:ILE:CD1	3:NE:110:THR:OG1	2.69	0.41
3:IJ:131:ALA:HA	3:NE:1:ALA:HB1	2.03	0.41
3:IK:73:ALA:HB1	3:IK:83:SER:O	2.21	0.41
3:IM:107:PHE:CE1	3:JM:19:LEU:HD21	2.56	0.41
3:IM:129:ASN:OD1	3:JN:24:ARG:CZ	2.69	0.41
3:JB:84:VAL:O	3:JB:84:VAL:HG13	2.20	0.41
3:JC:42:PRO:HA	3:JC:45:GLU:OE2	2.21	0.41
3:JD:25:GLY:H	3:KA:130:PRO:HD2	1.86	0.41
3:JF:115:LEU:HD23	3:KA:8:LEU:HD11	2.02	0.41
3:JI:122:ILE:HA	3:LB:109:ARG:HH12	1.86	0.41
3:JJ:27:ASN:O	3:JJ:31:GLY:N	2.51	0.41
3:JK:26:VAL:HG11	3:KN:132:TYR:CZ	2.55	0.41
3:JK:132:TYR:HA	3:KN:3:LEU:HD13	2.03	0.41
3:JL:8:LEU:HD13	3:JL:8:LEU:HA	1.91	0.41
3:JM:102:ASP:OD1	3:JM:103:GLU:OE1	2.38	0.41
3:JM:121:LEU:HD12	3:JM:121:LEU:N	2.35	0.41
3:JN:67:LYS:NZ	3:JN:69:GLN:HB2	2.36	0.41
3:KA:72:THR:HB	3:KA:86:ARG:HB3	2.03	0.41
3:KC:6:VAL:HG12	3:KC:8:LEU:CD2	2.50	0.41
3:KC:103:GLU:CA	3:LC:13:LYS:NZ	2.84	0.41
3:KC:119:PRO:O	3:KC:122:ILE:HB	2.21	0.41
3:KF:65:GLN:CD	3:KF:93:THR:HG1	2.12	0.41
3:KG:23:PRO:HA	3:KG:35:LEU:HG	2.01	0.41
3:KG:48:VAL:HG22	3:KG:68:ILE:HG23	2.03	0.41
3:KH:8:LEU:HD12	3:KL:114:ALA:HB3	2.01	0.41
3:KH:126:ASP:OD1	3:KL:109:ARG:NH2	2.54	0.41
3:KJ:102:ASP:OD2	3:LE:127:GLN:NE2	2.54	0.41
3:KJ:111:GLU:N	3:LE:11:ILE:CD1	2.84	0.41
3:KK:101:THR:H	3:KK:104:GLU:CD	2.21	0.41
3:KK:111:GLU:OE1	3:MH:68:ILE:CD1	2.69	0.41
3:KM:3:LEU:HD21	3:KM:33:ALA:HB1	2.03	0.41
3:KM:100:SER:HA	3:KM:104:GLU:OE2	2.21	0.41
3:KM:111:GLU:O	3:KM:115:LEU:HG	2.20	0.41
3:LA:128:LEU:HD13	3:MD:62:TYR:CE2	2.56	0.41
3:LF:34:SER:C	3:LF:35:LEU:HD12	2.41	0.41
3:LG:67:LYS:NZ	3:LG:91:ASP:CG	2.74	0.41

Continued on next page...

Continued from previous page...

Atom-1	Atom-2	Interatomic distance (Å)	Clash overlap (Å)
3:LH:56:SER:N	3:LH:60:LYS:HA	2.36	0.41
3:LH:72:THR:O	3:LH:86:ARG:HB3	2.21	0.41
3:LL:130:PRO:HG3	3:MB:52:VAL:CG2	2.50	0.41
3:LL:130:PRO:HG3	3:MB:52:VAL:HG21	2.03	0.41
3:MA:55:PRO:HB3	3:MA:60:LYS:O	2.21	0.41
3:MB:98:GLN:OE1	3:MB:99:TYR:CE1	2.73	0.41
3:MB:100:SER:OG	3:MB:101:THR:N	2.54	0.41
3:MC:3:LEU:HD21	3:NJ:131:ALA:HB1	2.01	0.41
3:MC:68:ILE:HD11	3:NJ:111:GLU:OE1	2.20	0.41
3:MD:34:SER:O	3:MD:35:LEU:HD22	2.21	0.41
3:ME:100:SER:HA	3:NH:86:ARG:NH2	2.35	0.41
3:MH:23:PRO:HA	3:MH:35:LEU:HD13	2.02	0.41
3:MH:61:ASN:CG	3:MH:96:PHE:O	2.59	0.41
3:MJ:19:LEU:HD12	3:MJ:46:LYS:HZ2	1.86	0.41
3:MJ:23:PRO:O	3:MJ:24:ARG:HD2	2.21	0.41
3:MJ:27:ASN:ND2	3:MJ:29:THR:OG1	2.54	0.41
3:MJ:84:VAL:HG11	3:MJ:87:GLN:HE21	1.85	0.41
3:ML:6:VAL:CG1	3:ML:8:LEU:HD21	2.48	0.41
3:ML:17:GLN:N	3:ML:17:GLN:OE1	2.53	0.41
3:MN:44:LEU:HD21	3:MN:82:PRO:HB2	2.03	0.41
3:NC:123:ASP:HB2	3:NC:129:ASN:HD22	1.85	0.41
3:NE:37:GLN:OE1	3:NE:46:LYS:HG3	2.20	0.41
3:NH:62:TYR:HE2	3:NI:42:PRO:HG2	1.86	0.41
3:NH:107:PHE:CE2	3:NH:111:GLU:OE1	2.73	0.41
3:NI:43:ALA:O	3:NI:44:LEU:HD22	2.20	0.41
3:NJ:23:PRO:O	3:NJ:24:ARG:NH2	2.54	0.41
1:A:71:U:H1'	1:A:316:U:OP2	2.21	0.41
1:A:146:U:H2'	1:A:147:U:C6	2.56	0.41
1:A:935:U:H2'	1:A:936:U:C6	2.56	0.41
1:A:1090:A:HO2'	1:A:1091:U:C1'	2.34	0.41
1:A:1130:C:O2	1:A:1130:C:H2'	2.21	0.41
1:A:1290:U:H2'	1:A:1291:A:C8	2.56	0.41
1:A:1295:U:C5	3:BK:57:ARG:NH2	2.88	0.41
1:A:1340:G:C6	1:A:1349:A:C2	3.08	0.41
1:A:1709:G:C6	1:A:1726:A:N1	2.89	0.41
1:A:1764:G:C6	1:A:1820:G:O6	2.74	0.41
1:A:1803:C:H4'	1:A:1804:C:O5'	2.20	0.41
1:A:1966:U:OP1	3:IE:59:ARG:HD2	2.21	0.41
1:A:2225:U:C2	1:A:2226:G:C8	3.09	0.41
1:A:2323:C:H2'	1:A:2324:U:O5'	2.21	0.41
1:A:2328:G:N2	1:A:2342:G:H1	2.10	0.41

Continued on next page...

Continued from previous page...

Atom-1	Atom-2	Interatomic distance (Å)	Clash overlap (Å)
1:A:2376:A:H3'	1:A:2377:A:C8	2.56	0.41
1:A:2398:G:H2'	1:A:2399:C:C6	2.56	0.41
1:A:2404:C:H4'	1:A:2405:C:H4'	2.04	0.41
1:A:2439:G:C6	1:A:2440:C:C4	3.09	0.41
1:A:2506:G:C2	1:A:2513:A:C6	3.09	0.41
1:A:2576:C:H2'	1:A:2577:A:C1'	2.51	0.41
1:A:2589:G:C6	1:A:2590:A:C5	3.08	0.41
1:A:2890:C:H6	1:A:2890:C:O5'	2.04	0.41
1:A:2913:U:C2	1:A:2914:U:C6	3.09	0.41
1:A:2923:G:HO2'	1:A:2924:A:C4'	2.32	0.41
1:A:3169:U:P	1:A:3277:U:OP1	2.79	0.41
1:A:3274:G:H2'	1:A:3275:A:O4'	2.19	0.41
1:A:3282:G:H3'	1:A:3283:A:H8	1.86	0.41
1:A:3342:C:H3'	1:A:3343:U:H5'	2.02	0.41
1:A:3423:G:H2'	1:A:3424:G:H5'	2.03	0.41
1:A:3534:G:O6	1:A:3557:U:C2	2.74	0.41
1:A:3698:G:OP1	3:LK:57:ARG:O	2.39	0.41
1:A:3949:G:C6	1:A:4049:G:N2	2.89	0.41
1:A:4032:G:H2'	1:A:4033:A:O4'	2.21	0.41
1:A:4156:A:C4	1:A:4162:U:C2	3.09	0.41
2:M:81:THR:O	2:M:383:ARG:NE	2.54	0.41
3:B:55:PRO:HD3	3:B:62:TYR:CE2	2.56	0.41
3:BB:37:GLN:OE1	3:BB:38:ALA:O	2.39	0.41
3:BB:128:LEU:HD11	3:MA:105:ARG:CZ	2.51	0.41
3:BC:3:LEU:HD13	3:BC:23:PRO:HB2	1.98	0.41
3:BC:11:ILE:CG2	3:BC:17:GLN:HB3	2.50	0.41
3:BD:90:ALA:HB2	3:JB:94:PHE:CD2	2.56	0.41
3:BD:102:ASP:N	3:BD:102:ASP:OD1	2.54	0.41
3:BE:86:ARG:HH22	3:CE:99:TYR:HB3	1.86	0.41
3:BE:105:ARG:NE	3:CE:128:LEU:CD1	2.84	0.41
3:BF:44:LEU:HD11	3:BF:73:ALA:HB2	2.03	0.41
3:BH:11:ILE:HD11	3:IL:111:GLU:HG3	2.02	0.41
3:BH:99:TYR:O	3:IL:86:ARG:NH2	2.54	0.41
3:BH:119:PRO:O	3:BH:122:ILE:HB	2.21	0.41
3:BI:6:VAL:HG12	3:BI:8:LEU:HD23	2.01	0.41
3:BJ:11:ILE:CG2	3:BJ:17:GLN:HB2	2.51	0.41
3:BJ:44:LEU:CD2	3:BL:98:GLN:O	2.69	0.41
3:BJ:92:VAL:CG2	3:BN:92:VAL:HG22	2.45	0.41
3:BK:9:GLY:O	3:BK:11:ILE:HB	2.21	0.41
3:BL:122:ILE:HG12	3:CG:109:ARG:CZ	2.51	0.41
3:BM:56:SER:HB3	3:BM:58:ASN:OD1	2.21	0.41

Continued on next page...

Continued from previous page...

Atom-1	Atom-2	Interatomic distance (Å)	Clash overlap (Å)
3:BM:104:GLU:OE1	3:BM:104:GLU:HA	2.21	0.41
3:BM:110:THR:CB	3:DJ:11:ILE:HD12	2.51	0.41
3:CA:106:ALA:CA	3:DH:126:ASP:OD1	2.69	0.41
3:CA:120:LEU:C	3:CA:120:LEU:HD23	2.42	0.41
3:CB:131:ALA:HB1	3:HC:1:ALA:O	2.20	0.41
3:CD:3:LEU:HD23	3:HA:132:TYR:CA	2.49	0.41
3:CD:60:LYS:HB2	3:CD:98:GLN:HG2	2.03	0.41
3:CN:48:VAL:CG1	3:DD:115:LEU:HD11	2.50	0.41
3:DB:94:PHE:CE2	3:DK:125:ILE:CD1	3.04	0.41
3:DC:10:ASN:O	3:DC:11:ILE:HD13	2.21	0.41
3:DC:109:ARG:HD2	3:EN:116:LEU:HD21	2.03	0.41
3:DG:54:GLN:HE22	3:DG:56:SER:HA	1.86	0.41
3:DJ:128:LEU:HD12	3:DJ:128:LEU:N	2.36	0.41
3:DL:8:LEU:HD11	3:MN:115:LEU:CD2	2.51	0.41
3:DM:119:PRO:CA	3:DM:122:ILE:HD12	2.48	0.41
3:EA:126:ASP:OD1	3:LM:106:ALA:HB2	2.21	0.41
3:EC:76:ALA:O	3:EC:79:SER:OG	2.23	0.41
3:ED:41:VAL:N	3:ED:42:PRO:CD	2.84	0.41
3:EE:114:ALA:HB3	3:LI:8:LEU:HD22	2.03	0.41
3:EI:3:LEU:HD13	3:GA:132:TYR:C	2.41	0.41
3:FE:62:TYR:HE2	3:FF:42:PRO:HG2	1.86	0.41
3:FG:107:PHE:CE1	3:KG:12:GLY:HA3	2.56	0.41
3:FH:22:ASN:OD1	3:FH:22:ASN:C	2.59	0.41
3:FH:63:LYS:HB2	3:FH:65:GLN:HE22	1.86	0.41
3:FH:130:PRO:HD2	3:FL:23:PRO:O	2.21	0.41
3:FJ:8:LEU:CD2	3:FJ:8:LEU:N	2.84	0.41
3:FK:74:CYS:SG	3:FK:85:THR:OG1	2.71	0.41
3:FK:105:ARG:HA	3:FK:108:VAL:HB	2.03	0.41
3:FL:126:ASP:OD2	3:HD:109:ARG:NE	2.54	0.41
3:FN:13:LYS:HZ2	3:HB:103:GLU:HA	1.85	0.41
3:FN:125:ILE:HG23	3:FN:126:ASP:H	1.84	0.41
3:GF:11:ILE:HD12	3:KD:110:THR:HB	2.03	0.41
3:GF:26:VAL:CG2	3:KD:132:TYR:HD1	2.34	0.41
3:GG:86:ARG:CZ	3:JE:99:TYR:O	2.63	0.41
3:GH:11:ILE:CD1	3:KB:110:THR:OG1	2.69	0.41
3:GJ:119:PRO:HA	3:GJ:122:ILE:HD11	2.03	0.41
3:GJ:122:ILE:HG22	3:GN:109:ARG:CZ	2.51	0.41
3:GK:1:ALA:O	3:JA:131:ALA:HA	2.21	0.41
3:GM:41:VAL:N	3:GM:42:PRO:CD	2.84	0.41
3:HB:106:ALA:HA	3:HB:109:ARG:HG2	2.03	0.41
3:HG:21:LEU:HD13	3:HG:36:SER:C	2.40	0.41

Continued on next page...

Continued from previous page...

Atom-1	Atom-2	Interatomic distance (Å)	Clash overlap (Å)
3:HI:93:THR:O	3:II:90:ALA:HA	2.21	0.41
3:HL:41:VAL:CG1	3:HL:44:LEU:HB3	2.51	0.41
3:HM:91:ASP:OD1	3:HM:91:ASP:C	2.59	0.41
3:IA:39:GLY:HA3	3:IA:45:GLU:OE2	2.21	0.41
3:IB:92:VAL:CG2	3:IK:112:LEU:HD11	2.52	0.41
3:IE:2:LYS:HG3	3:JN:132:TYR:OH	2.21	0.41
3:IH:118:SER:OG	3:IH:119:PRO:HD2	2.21	0.41
3:II:124:ALA:O	3:II:128:LEU:HA	2.21	0.41
3:IJ:72:THR:OG1	3:IJ:86:ARG:HB2	2.21	0.41
3:IK:24:ARG:NE	3:IK:36:SER:OG	2.54	0.41
3:IN:4:GLU:OE1	3:IN:5:THR:O	2.39	0.41
3:JC:81:ASP:O	3:JC:83:SER:N	2.53	0.41
3:JF:3:LEU:CD2	3:KA:131:ALA:HB1	2.51	0.41
3:JJ:13:LYS:CD	3:JJ:13:LYS:H	2.34	0.41
3:JJ:122:ILE:O	3:JJ:126:ASP:HB2	2.21	0.41
3:JN:125:ILE:HG23	3:JN:126:ASP:N	2.35	0.41
3:KE:119:PRO:HA	3:KE:122:ILE:CD1	2.51	0.41
3:KM:129:ASN:HD22	3:MD:24:ARG:HA	1.85	0.41
3:KN:97:THR:HG22	3:KN:98:GLN:N	2.35	0.41
3:LA:110:THR:OG1	3:MD:11:ILE:CD1	2.69	0.41
3:LB:11:ILE:CG2	3:LB:17:GLN:HB2	2.50	0.41
3:LC:18:THR:O	3:LC:19:LEU:HD22	2.21	0.41
3:LJ:55:PRO:HB3	3:LJ:61:ASN:N	2.35	0.41
3:LL:41:VAL:O	3:LL:44:LEU:N	2.42	0.41
3:LM:19:LEU:CD2	3:LM:21:LEU:HD21	2.51	0.41
3:LM:37:GLN:O	3:LM:45:GLU:CG	2.68	0.41
3:MD:14:ASP:OD2	3:MD:16:LYS:HD2	2.21	0.41
3:MK:4:GLU:OE1	3:MK:5:THR:O	2.39	0.41
3:ML:96:PHE:HE2	3:ML:108:VAL:HG21	1.87	0.41
3:MN:4:GLU:OE2	3:MN:5:THR:O	2.39	0.41
3:NA:32:VAL:HG12	3:NA:51:SER:CB	2.51	0.41
3:NI:30:ASN:OD1	3:NI:32:VAL:HG23	2.21	0.41
3:NJ:52:VAL:HG12	3:NJ:64:VAL:HG13	2.02	0.41
1:A:171:G:C6	1:A:172:U:C4	3.09	0.40
1:A:279:U:H1'	1:A:625:U:C2	2.56	0.40
1:A:485:C:C2'	1:A:486:G:C8	3.05	0.40
1:A:703:U:H2'	1:A:704:U:C6	2.56	0.40
1:A:870:C:C5	1:A:957:G:OP2	2.74	0.40
1:A:970:G:H2'	1:A:971:C:C6	2.56	0.40
1:A:988:G:H2'	1:A:989:A:O4'	2.21	0.40
1:A:1266:U:O2	1:A:1282:C:O2	2.39	0.40

Continued on next page...

Continued from previous page...

Atom-1	Atom-2	Interatomic distance (Å)	Clash overlap (Å)
1:A:1313:U:H2'	1:A:1314:A:H5''	2.02	0.40
1:A:1792:U:H3'	1:A:1793:U:C5'	2.50	0.40
1:A:1827:A:H2'	1:A:1828:C:C6	2.57	0.40
1:A:1912:A:H2'	1:A:1913:U:C6	2.56	0.40
1:A:1986:G:H2'	1:A:1987:A:H8	1.85	0.40
1:A:2008:A:H3'	1:A:2009:U:H5''	2.03	0.40
1:A:2036:U:H2'	1:A:2037:G:O4'	2.20	0.40
1:A:2143:A:H2'	1:A:2144:G:C8	2.56	0.40
1:A:2292:A:H61	3:GM:55:PRO:HD2	1.87	0.40
1:A:2333:G:C2	1:A:2334:U:C1'	3.05	0.40
1:A:2342:G:C6	1:A:2343:A:C2	3.09	0.40
1:A:2381:U:H2'	1:A:2382:C:C6	2.56	0.40
1:A:2436:C:H2'	1:A:2437:U:H6	1.85	0.40
1:A:2451:G:H2'	1:A:2452:C:H6	1.85	0.40
1:A:2509:U:H2'	1:A:2510:U:H2'	2.03	0.40
1:A:2663:U:O2	1:A:2663:U:H2'	2.20	0.40
1:A:2709:A:H3'	1:A:2710:A:C8	2.56	0.40
1:A:2788:A:OP1	1:A:2788:A:C8	2.74	0.40
1:A:2824:C:H2'	1:A:2825:U:H5'	2.03	0.40
1:A:3099:G:C6	1:A:3116:G:C6	3.09	0.40
1:A:3106:A:C4	1:A:3107:U:C6	3.09	0.40
1:A:3258:A:C6	1:A:3259:G:H1'	2.56	0.40
1:A:3275:A:O2'	1:A:3276:U:O4'	2.37	0.40
1:A:3300:U:C2	1:A:3320:G:O6	2.70	0.40
1:A:3304:A:N6	1:A:3315:U:C4	2.89	0.40
1:A:3308:G:C5	1:A:3309:A:C6	3.09	0.40
1:A:3357:U:H2'	1:A:3358:U:O4'	2.21	0.40
1:A:3568:A:H2'	1:A:3569:U:O4'	2.20	0.40
1:A:3584:C:O2'	1:A:3843:A:H1'	2.22	0.40
1:A:3803:C:N4	3:KK:57:ARG:NH2	2.69	0.40
1:A:3809:G:C5'	3:KH:59:ARG:H	2.33	0.40
1:A:3923:G:H2'	1:A:3924:U:O4'	2.21	0.40
1:A:3929:U:C4	1:A:3930:C:C4	3.09	0.40
1:A:3968:U:C4	1:A:3969:G:N7	2.90	0.40
1:A:4135:C:C5'	3:KE:63:LYS:NZ	2.84	0.40
2:M:324:PHE:HD2	2:M:417:VAL:HG11	1.80	0.40
2:M:395:ASP:O	2:M:395:ASP:OD1	2.39	0.40
3:BA:13:LYS:NZ	3:MK:103:GLU:HA	2.35	0.40
3:BD:122:ILE:CD1	3:JB:109:ARG:NH2	2.83	0.40
3:BE:98:GLN:OE1	3:BE:99:TYR:CZ	2.74	0.40
3:CD:24:ARG:CZ	3:DF:129:ASN:HA	2.52	0.40

Continued on next page...

Continued from previous page...

Atom-1	Atom-2	Interatomic distance (Å)	Clash overlap (Å)
3:CF:122:ILE:CA	3:GM:109:ARG:HH22	2.34	0.40
3:CG:11:ILE:HG23	3:CG:17:GLN:CG	2.51	0.40
3:CG:96:PHE:CE2	3:CG:105:ARG:HD2	2.56	0.40
3:CG:97:THR:N	3:CG:100:SER:OG	2.54	0.40
3:CH:23:PRO:O	3:CH:24:ARG:HD2	2.21	0.40
3:CH:63:LYS:HE2	3:CH:65:GLN:HE21	1.85	0.40
3:CI:41:VAL:HG23	3:CI:44:LEU:HB2	2.03	0.40
3:CI:71:PRO:HB3	3:CI:87:GLN:HE22	1.86	0.40
3:CI:119:PRO:HA	3:CI:122:ILE:HD12	2.03	0.40
3:CK:132:TYR:HE2	3:ND:25:GLY:CA	2.34	0.40
3:CL:107:PHE:CE1	3:HH:19:LEU:HD11	2.57	0.40
3:CN:61:ASN:HA	3:CN:96:PHE:O	2.20	0.40
3:DA:106:ALA:CA	3:MM:126:ASP:OD1	2.69	0.40
3:DB:8:LEU:HG	3:DK:114:ALA:HB1	2.03	0.40
3:DB:132:TYR:HD1	3:DK:26:VAL:HG21	1.86	0.40
3:DC:110:THR:O	3:DC:113:ALA:HB3	2.21	0.40
3:DD:37:GLN:O	3:DD:45:GLU:OE1	2.40	0.40
3:DD:79:SER:O	3:DD:80:CYS:CB	2.69	0.40
3:DE:97:THR:HG21	3:EL:86:ARG:HG3	2.03	0.40
3:DF:85:THR:O	3:DF:85:THR:CG2	2.70	0.40
3:DG:124:ALA:O	3:DG:128:LEU:HA	2.20	0.40
3:DI:22:ASN:HB2	3:DI:23:PRO:HD2	2.02	0.40
3:DJ:79:SER:O	3:DJ:80:CYS:HB3	2.21	0.40
3:DM:8:LEU:HD22	3:DM:8:LEU:N	2.36	0.40
3:EB:24:ARG:HH22	3:LM:128:LEU:CB	2.34	0.40
3:EB:37:GLN:OE1	3:EB:46:LYS:HD2	2.21	0.40
3:EB:68:ILE:HD11	3:MJ:115:LEU:CD1	2.51	0.40
3:EC:105:ARG:NH2	3:LK:128:LEU:HD12	2.36	0.40
3:ED:112:LEU:HD11	3:EH:92:VAL:HG21	2.04	0.40
3:EG:7:THR:OG1	3:EG:20:VAL:HG22	2.21	0.40
3:EG:88:ALA:CB	3:GC:96:PHE:CE1	3.04	0.40
3:EI:46:LYS:HG2	3:EI:70:ASN:OD1	2.20	0.40
3:EJ:54:GLN:HB3	3:EJ:55:PRO:CD	2.51	0.40
3:EL:21:LEU:N	3:EL:21:LEU:HD22	2.36	0.40
3:EN:99:TYR:CD2	3:FA:81:ASP:OD1	2.74	0.40
3:FA:48:VAL:HG22	3:FA:68:ILE:HG23	2.03	0.40
3:FA:73:ALA:HB1	3:FA:83:SER:O	2.21	0.40
3:FB:24:ARG:HH22	3:LH:127:GLN:HB3	1.85	0.40
3:FD:101:THR:HG22	3:LH:86:ARG:NH2	2.32	0.40
3:FF:3:LEU:HD13	3:FF:23:PRO:HB2	2.02	0.40
3:FF:23:PRO:HA	3:FF:35:LEU:CD2	2.50	0.40

Continued on next page...

Continued from previous page...

Atom-1	Atom-2	Interatomic distance (Å)	Clash overlap (Å)
3:FI:111:GLU:N	3:KE:11:ILE:CD1	2.84	0.40
3:FJ:21:LEU:HD13	3:FJ:36:SER:C	2.42	0.40
3:GD:115:LEU:HD23	3:KF:8:LEU:HD21	2.01	0.40
3:GG:105:ARG:NE	3:JE:128:LEU:CD1	2.80	0.40
3:GH:1:ALA:HB3	3:KB:131:ALA:HA	2.03	0.40
3:GH:48:VAL:HG22	3:GH:68:ILE:CD1	2.51	0.40
3:GJ:52:VAL:HG12	3:GJ:64:VAL:CG2	2.35	0.40
3:GL:100:SER:HA	3:HG:86:ARG:NH2	2.35	0.40
3:GM:37:GLN:HB2	3:GM:46:LYS:HE3	2.03	0.40
3:GN:4:GLU:OE1	3:GN:5:THR:O	2.39	0.40
3:GN:94:PHE:N	3:GN:94:PHE:CD1	2.86	0.40
3:HF:69:GLN:HE21	3:HF:87:GLN:HB3	1.85	0.40
3:HF:122:ILE:O	3:HF:126:ASP:HB3	2.21	0.40
3:HH:116:LEU:HD23	3:HH:116:LEU:HA	1.87	0.40
3:HI:115:LEU:HD22	3:II:8:LEU:HG	2.03	0.40
3:HK:118:SER:OG	3:HK:119:PRO:HD2	2.21	0.40
3:IB:2:LYS:CE	3:IK:132:TYR:OXT	2.69	0.40
3:IC:24:ARG:HA	3:JL:129:ASN:OD1	2.21	0.40
3:IE:11:ILE:HD12	3:JL:110:THR:OG1	2.20	0.40
3:IF:59:ARG:HA	3:IF:59:ARG:NE	2.36	0.40
3:IG:49:THR:OG1	3:IG:67:LYS:HB2	2.21	0.40
3:IH:103:GLU:OE1	3:NG:13:LYS:CE	2.68	0.40
3:II:125:ILE:O	3:II:128:LEU:CD1	2.69	0.40
3:IM:110:THR:OG1	3:JM:11:ILE:HD12	2.21	0.40
3:JA:6:VAL:HG12	3:JA:8:LEU:HD22	2.00	0.40
3:JC:60:LYS:CB	3:JC:98:GLN:CG	3.00	0.40
3:JD:37:GLN:CD	3:JD:39:GLY:H	2.24	0.40
3:JE:123:ASP:HB3	3:JE:129:ASN:ND2	2.35	0.40
3:JH:111:GLU:O	3:JH:115:LEU:HG	2.20	0.40
3:JI:94:PHE:CE2	3:LB:125:ILE:HD12	2.55	0.40
3:JK:128:LEU:HD12	3:JK:128:LEU:N	2.36	0.40
3:KB:58:ASN:O	3:KB:59:ARG:NE	2.53	0.40
3:KE:60:LYS:CB	3:KE:61:ASN:HB2	2.51	0.40
3:KI:44:LEU:HD11	3:KI:82:PRO:HB2	2.02	0.40
3:KJ:132:TYR:OXT	3:LE:2:LYS:HD2	2.21	0.40
3:KL:111:GLU:O	3:KL:115:LEU:HD23	2.22	0.40
3:KM:126:ASP:O	3:MF:105:ARG:NH1	2.54	0.40
3:LB:101:THR:HG23	3:LB:104:GLU:H	1.86	0.40
3:LD:115:LEU:HD23	3:LD:115:LEU:HA	1.97	0.40
3:LG:48:VAL:HG22	3:LG:68:ILE:HG12	2.03	0.40
3:LH:19:LEU:HD11	3:LH:37:GLN:HB2	2.03	0.40

Continued on next page...

Continued from previous page...

Atom-1	Atom-2	Interatomic distance (Å)	Clash overlap (Å)
3:LH:51:SER:HB3	3:LH:65:GLN:HB2	2.02	0.40
3:LL:13:LYS:CE	3:MB:103:GLU:OE1	2.67	0.40
3:LN:32:VAL:HG12	3:LN:51:SER:CB	2.50	0.40
3:MB:120:LEU:HD23	3:MB:120:LEU:C	2.41	0.40
3:MD:27:ASN:OD1	3:MD:27:ASN:C	2.59	0.40
3:MD:41:VAL:CG1	3:MD:42:PRO:HD3	2.51	0.40
3:ME:102:ASP:OD1	3:ME:105:ARG:NH1	2.54	0.40
3:MH:75:THR:HG22	3:MH:82:PRO:HG2	1.99	0.40
3:MI:3:LEU:HB3	3:MI:23:PRO:HB3	2.04	0.40
3:MJ:59:ARG:HA	3:MJ:59:ARG:CZ	2.51	0.40
3:MK:43:ALA:C	3:MK:44:LEU:HD12	2.40	0.40
3:MN:5:THR:HG22	3:MN:23:PRO:HD3	2.02	0.40
3:MN:53:SER:HB3	3:MN:63:LYS:CG	2.51	0.40
3:NB:103:GLU:HA	3:NB:103:GLU:OE1	2.21	0.40
3:NC:55:PRO:HD3	3:NC:62:TYR:CD2	2.56	0.40
3:NC:62:TYR:OH	3:ND:24:ARG:NH2	2.52	0.40
3:NC:121:LEU:HA	3:NC:124:ALA:HB3	2.03	0.40
3:NE:73:ALA:HB1	3:NE:83:SER:O	2.21	0.40
3:NJ:55:PRO:HB2	3:NJ:60:LYS:CD	2.51	0.40
1:A:24:C:C4	1:A:25:U:C5	3.10	0.40
1:A:348:C:H6	1:A:348:C:O5'	2.04	0.40
1:A:435:G:P	3:MM:63:LYS:NZ	2.94	0.40
1:A:481:U:C4	1:A:517:G:N1	2.89	0.40
1:A:1222:A:H2'	1:A:1223:G:C8	2.56	0.40
1:A:1327:U:C5	1:A:1595:C:H1'	2.56	0.40
1:A:1435:A:OP2	1:A:1436:C:OP2	2.39	0.40
1:A:1830:G:C4	1:A:1831:G:C8	3.09	0.40
1:A:1874:U:C5	1:A:2842:G:C2'	3.04	0.40
1:A:2074:A:C2	1:A:2075:U:C4	3.09	0.40
1:A:2242:C:OP1	3:FJ:59:ARG:NH2	2.45	0.40
1:A:2382:C:H6	1:A:2382:C:O5'	2.04	0.40
1:A:2541:G:H2'	1:A:2542:A:N3	2.36	0.40
1:A:2637:U:H2'	1:A:2638:U:C6	2.56	0.40
1:A:2693:C:N4	1:A:2758:C:H42	2.19	0.40
1:A:2711:U:O2'	1:A:2712:U:H6	2.04	0.40
1:A:2875:U:C5	1:A:2878:C:H1'	2.56	0.40
1:A:3015:A:H2'	1:A:3016:U:H6	1.86	0.40
1:A:3025:A:H2'	1:A:3026:A:C8	2.56	0.40
1:A:3096:A:C6	1:A:3119:A:C2	3.09	0.40
1:A:3268:A:H2'	1:A:3269:G:C8	2.57	0.40
1:A:3340:A:O3'	1:A:3341:G:O4'	2.39	0.40

Continued on next page...

Continued from previous page...

Atom-1	Atom-2	Interatomic distance (Å)	Clash overlap (Å)
1:A:3379:U:O3'	1:A:3380:U:H4'	2.20	0.40
1:A:3430:A:C2	1:A:3441:C:O2	2.74	0.40
1:A:3466:G:C6	1:A:3467:G:C5	3.09	0.40
1:A:3570:G:H2'	1:A:3571:U:H6	1.87	0.40
1:A:3589:G:C6	1:A:3590:U:C5	3.09	0.40
1:A:3838:A:C2	1:A:3839:C:C2	3.10	0.40
1:A:4131:G:P	3:FI:59:ARG:NH2	2.94	0.40
2:M:270:ARG:HH12	2:M:353:ARG:HG3	1.86	0.40
2:M:333:GLN:O	2:M:336:GLN:HG3	2.21	0.40
3:BA:13:LYS:HB2	3:BA:13:LYS:HE2	1.89	0.40
3:BA:99:TYR:O	3:MK:86:ARG:CZ	2.69	0.40
3:BD:11:ILE:HD11	3:JB:111:GLU:CA	2.51	0.40
3:BD:120:LEU:HD22	3:BD:120:LEU:N	2.36	0.40
3:BE:28:PRO:HB3	3:IN:132:TYR:CE1	2.56	0.40
3:BH:1:ALA:O	3:IL:131:ALA:HA	2.20	0.40
3:BH:101:THR:CG2	3:BH:104:GLU:HG2	2.51	0.40
3:BJ:86:ARG:NH2	3:BN:100:SER:CA	2.84	0.40
3:BJ:129:ASN:HA	3:CA:24:ARG:HH11	1.87	0.40
3:CB:24:ARG:HA	3:HA:129:ASN:CG	2.42	0.40
3:CH:14:ASP:OD1	3:CH:14:ASP:N	2.52	0.40
3:CI:30:ASN:CG	3:CI:32:VAL:HG23	2.41	0.40
3:CJ:129:ASN:ND2	3:HH:24:ARG:HA	2.36	0.40
3:CJ:129:ASN:ND2	3:HJ:1:ALA:H1	2.19	0.40
3:CK:109:ARG:HD2	3:NC:116:LEU:O	2.21	0.40
3:CN:59:ARG:CB	3:CN:63:LYS:HZ1	2.34	0.40
3:DA:62:TYR:HE2	3:DB:42:PRO:HB3	1.86	0.40
3:DA:91:ASP:O	3:MM:92:VAL:HA	2.21	0.40
3:DA:128:LEU:HD12	3:DA:128:LEU:N	2.36	0.40
3:DB:13:LYS:NZ	3:DK:103:GLU:N	2.69	0.40
3:DB:103:GLU:N	3:DK:13:LYS:NZ	2.69	0.40
3:DD:75:THR:HG23	3:DD:82:PRO:HG3	2.03	0.40
3:DF:35:LEU:N	3:DF:35:LEU:HD12	2.36	0.40
3:DJ:59:ARG:O	3:DJ:60:LYS:HG3	2.21	0.40
3:EA:92:VAL:HA	3:LM:91:ASP:O	2.21	0.40
3:ED:42:PRO:HA	3:ED:45:GLU:HB2	2.02	0.40
3:ED:116:LEU:HD23	3:ED:116:LEU:C	2.41	0.40
3:EE:94:PHE:HB3	3:EE:96:PHE:CE1	2.55	0.40
3:EF:23:PRO:O	3:LI:130:PRO:HD2	2.21	0.40
3:EG:81:ASP:O	3:EG:81:ASP:OD1	2.39	0.40
3:EI:3:LEU:HD13	3:GA:132:TYR:CA	2.51	0.40
3:EJ:52:VAL:O	3:EJ:52:VAL:CG2	2.68	0.40

Continued on next page...

Continued from previous page...

Atom-1	Atom-2	Interatomic distance (Å)	Clash overlap (Å)
3:FB:115:LEU:O	3:FB:121:LEU:HD12	2.21	0.40
3:FC:75:THR:HA	3:FC:82:PRO:HB3	2.04	0.40
3:FD:107:PHE:CD1	3:LH:12:GLY:HA2	2.56	0.40
3:FD:123:ASP:CB	3:LH:1:ALA:HB2	2.51	0.40
3:FE:44:LEU:CB	3:FG:62:TYR:OH	2.69	0.40
3:FE:62:TYR:HD2	3:KI:128:LEU:CD2	2.33	0.40
3:FF:8:LEU:CD1	3:LF:114:ALA:HB1	2.44	0.40
3:FG:114:ALA:C	3:KG:8:LEU:HD11	2.42	0.40
3:FH:68:ILE:HD11	3:FK:115:LEU:HD12	2.02	0.40
3:GC:61:ASN:OD1	3:GC:61:ASN:O	2.39	0.40
3:GD:71:PRO:HB3	3:GD:87:GLN:OE1	2.20	0.40
3:GE:121:LEU:HD22	3:HE:66:VAL:HG21	2.02	0.40
3:GH:116:LEU:HD21	3:KB:112:LEU:CD2	2.41	0.40
3:GJ:130:PRO:HD3	3:GN:52:VAL:HG11	2.03	0.40
3:GL:109:ARG:NH1	3:HG:122:ILE:HG23	2.33	0.40
3:HF:11:ILE:CG2	3:HF:17:GLN:HB2	2.50	0.40
3:HN:90:ALA:O	3:HN:91:ASP:OD2	2.39	0.40
3:IB:8:LEU:HD23	3:IB:8:LEU:HA	1.90	0.40
3:IB:115:LEU:C	3:IB:121:LEU:HD12	2.42	0.40
3:IE:24:ARG:HE	3:IE:36:SER:HB3	1.86	0.40
3:IE:55:PRO:HB3	3:IE:60:LYS:HG3	2.03	0.40
3:IE:100:SER:HA	3:JL:86:ARG:NH1	2.36	0.40
3:IF:61:ASN:OD1	3:IF:61:ASN:C	2.59	0.40
3:IF:70:ASN:OD1	3:IF:88:ALA:O	2.38	0.40
3:IH:50:VAL:O	3:IH:50:VAL:HG13	2.21	0.40
3:IM:4:GLU:OE1	3:IM:5:THR:N	2.54	0.40
3:IM:8:LEU:HD12	3:JM:114:ALA:HB1	1.97	0.40
3:IM:132:TYR:CD1	3:JF:132:TYR:CE2	3.10	0.40
3:IN:60:LYS:O	3:IN:61:ASN:C	2.58	0.40
3:JA:27:ASN:O	3:JA:31:GLY:N	2.54	0.40
3:JB:17:GLN:N	3:JB:17:GLN:CD	2.75	0.40
3:JC:84:VAL:HG13	3:JC:84:VAL:O	2.21	0.40
3:JD:81:ASP:OD2	3:JF:99:TYR:CE1	2.74	0.40
3:JE:37:GLN:OE1	3:JE:38:ALA:O	2.39	0.40
3:JE:102:ASP:N	3:JE:105:ARG:NH2	2.70	0.40
3:JG:121:LEU:O	3:JG:125:ILE:HG22	2.22	0.40
3:JI:52:VAL:CG2	3:LB:130:PRO:HB3	2.51	0.40
3:JI:98:GLN:OE1	3:JI:99:TYR:CE1	2.75	0.40
3:JJ:102:ASP:N	3:JJ:105:ARG:NH2	2.69	0.40
3:JM:58:ASN:OD1	3:JM:59:ARG:HD2	2.22	0.40
3:JM:99:TYR:HH	3:JN:83:SER:CB	2.21	0.40

Continued on next page...

Continued from previous page...

Atom-1	Atom-2	Interatomic distance (Å)	Clash overlap (Å)
3:JN:14:ASP:OD1	3:JN:14:ASP:N	2.54	0.40
3:KA:60:LYS:HG2	3:KA:98:GLN:HB2	2.02	0.40
3:KB:27:ASN:HB3	3:KB:30:ASN:OD1	2.21	0.40
3:KC:11:ILE:CG2	3:KC:17:GLN:HB2	2.52	0.40
3:KD:55:PRO:HG3	3:KD:62:TYR:CZ	2.56	0.40
3:KE:131:ALA:O	3:KE:132:TYR:CD1	2.74	0.40
3:KH:120:LEU:HD13	3:KL:6:VAL:HG21	2.03	0.40
3:KJ:13:LYS:CE	3:LE:103:GLU:HA	2.51	0.40
3:KM:13:LYS:NZ	3:MF:102:ASP:OD1	2.49	0.40
3:LC:61:ASN:HA	3:LC:96:PHE:O	2.20	0.40
3:LD:3:LEU:HD23	3:LD:3:LEU:N	2.36	0.40
3:LH:22:ASN:ND2	3:MG:129:ASN:HB3	2.35	0.40
3:LL:52:VAL:O	3:LL:52:VAL:CG1	2.69	0.40
3:LL:109:ARG:NH2	3:MB:122:ILE:CD1	2.84	0.40
3:LM:76:ALA:O	3:LM:78:GLY:N	2.49	0.40
3:LN:100:SER:HA	3:MI:86:ARG:CZ	2.52	0.40
3:MA:24:ARG:HB3	3:MA:34:SER:O	2.21	0.40
3:MC:52:VAL:CG1	3:NJ:130:PRO:HA	2.51	0.40
3:MC:105:ARG:CZ	3:NJ:126:ASP:C	2.89	0.40
3:MH:55:PRO:HD3	3:MH:62:TYR:CG	2.56	0.40
3:MJ:55:PRO:HD3	3:MJ:62:TYR:CE2	2.56	0.40
3:MK:93:THR:OG1	3:MK:93:THR:O	2.39	0.40
3:NF:39:GLY:HA3	3:NF:45:GLU:OE2	2.21	0.40
3:NG:120:LEU:O	3:NG:123:ASP:OD1	2.39	0.40
3:NH:3:LEU:HD21	3:NJ:2:LYS:HD3	2.03	0.40
1:A:240:C:P	1:A:241:C:HO2'	2.45	0.40
1:A:448:A:H2'	1:A:449:A:H8	1.86	0.40
1:A:761:G:O2'	1:A:762:C:P	2.74	0.40
1:A:995:C:O2'	1:A:996:U:H5'	2.21	0.40
1:A:1094:U:H2'	1:A:1095:A:H8	1.86	0.40
1:A:1126:A:N1	1:A:1127:A:N6	2.69	0.40
1:A:1135:A:C6	1:A:1147:G:N1	2.89	0.40
1:A:1312:G:O2'	1:A:1313:U:O5'	2.39	0.40
1:A:1909:U:H2'	1:A:2006:U:O4	2.20	0.40
1:A:2003:U:H2'	1:A:2004:A:O4'	2.20	0.40
1:A:2012:C:O2	1:A:2013:A:N7	2.54	0.40
1:A:2039:U:O3'	1:A:2040:U:O4'	2.39	0.40
1:A:2184:C:C2'	1:A:2189:C:OP2	2.69	0.40
1:A:2191:A:C6	1:A:2192:U:C4	3.08	0.40
1:A:2304:C:H3'	1:A:2304:C:P	2.62	0.40
1:A:2326:G:H2'	1:A:2327:U:O4'	2.20	0.40

Continued on next page...

Continued from previous page...

Atom-1	Atom-2	Interatomic distance (Å)	Clash overlap (Å)
1:A:2337:C:C3'	3:HB:57:ARG:HH12	2.34	0.40
1:A:2382:C:H5''	1:A:2383:U:OP2	2.21	0.40
1:A:2418:A:H1'	1:A:4085:C:O2'	2.20	0.40
1:A:2527:U:H2'	1:A:2528:C:O4'	2.21	0.40
1:A:2633:G:O2'	3:GC:67:LYS:CE	2.67	0.40
1:A:2700:G:C6	1:A:2717:A:N1	2.90	0.40
1:A:2753:A:C2	1:A:2812:U:N3	2.89	0.40
1:A:2860:C:H2'	1:A:2861:C:C6	2.57	0.40
1:A:3130:G:H2'	1:A:3131:C:C6	2.56	0.40
1:A:3173:U:C2	1:A:3174:C:C6	3.09	0.40
1:A:3302:C:N4	1:A:3318:A:H61	2.20	0.40
1:A:3335:A:O2'	1:A:3336:U:H5'	2.21	0.40
1:A:3392:G:C2	1:A:3393:G:N1	2.89	0.40
1:A:3456:C:H2'	1:A:3457:C:C6	2.57	0.40
1:A:3499:A:C6	1:A:3500:U:C4	3.09	0.40
1:A:3577:C:H2'	1:A:3578:C:O4'	2.22	0.40
1:A:3613:A:C2	1:A:3642:C:C2	3.08	0.40
1:A:3680:C:H2'	1:A:3681:C:C6	2.57	0.40
1:A:3706:A:H2'	1:A:3707:G:O4'	2.22	0.40
1:A:3808:G:H4'	3:KH:60:LYS:HA	2.02	0.40
1:A:3963:C:N4	1:A:3964:U:C5	2.90	0.40
1:A:4070:A:O2'	1:A:4071:C:H5'	2.22	0.40
1:A:4082:C:C2	1:A:4083:U:H5	2.38	0.40
1:A:4144:G:C4	1:A:4145:C:C5	3.09	0.40
1:A:4197:G:C2'	1:A:4198:C:O5'	2.70	0.40
3:BC:102:ASP:O	3:ND:13:LYS:CE	2.69	0.40
3:BD:109:ARG:CZ	3:JB:122:ILE:HD13	2.52	0.40
3:BE:109:ARG:HE	3:BE:110:THR:CG2	2.34	0.40
3:BF:116:LEU:HD12	3:IN:109:ARG:HG3	2.03	0.40
3:BG:60:LYS:CB	3:BG:61:ASN:HB2	2.47	0.40
3:BK:54:GLN:HB2	3:BK:55:PRO:HD2	2.03	0.40
3:BK:94:PHE:CE1	3:HK:125:ILE:HD11	2.56	0.40
3:BL:6:VAL:CG1	3:BL:8:LEU:HD21	2.47	0.40
3:BM:105:ARG:CZ	3:DJ:128:LEU:HD11	2.51	0.40
3:CB:11:ILE:HD12	3:HC:110:THR:HB	2.03	0.40
3:CC:54:GLN:NE2	3:CC:55:PRO:O	2.54	0.40
3:CE:60:LYS:HB2	3:CE:61:ASN:HB3	2.01	0.40
3:CH:23:PRO:HA	3:CH:35:LEU:HD13	2.02	0.40
3:CI:72:THR:HG21	3:CI:86:ARG:NH2	2.37	0.40
3:CL:24:ARG:HH22	3:NC:128:LEU:C	2.25	0.40
3:CL:97:THR:N	3:CL:100:SER:HG	2.19	0.40

Continued on next page...

Continued from previous page...

Atom-1	Atom-2	Interatomic distance (Å)	Clash overlap (Å)
3:DA:11:ILE:CG2	3:DA:17:GLN:HB2	2.51	0.40
3:DE:86:ARG:HH12	3:EL:99:TYR:HB3	1.86	0.40
3:DE:129:ASN:ND2	3:EL:1:ALA:N	2.70	0.40
3:DE:131:ALA:HB1	3:EL:3:LEU:HD21	2.04	0.40
3:DE:132:TYR:CZ	3:EK:28:PRO:HB3	2.56	0.40
3:DF:49:THR:OG1	3:DF:67:LYS:HB2	2.21	0.40
3:DF:52:VAL:HG23	3:DF:64:VAL:CG2	2.50	0.40
3:DF:58:ASN:CG	3:DF:59:ARG:HH11	2.25	0.40
3:DG:54:GLN:CD	3:DG:54:GLN:C	2.80	0.40
3:DG:63:LYS:HB3	3:DG:63:LYS:HE2	1.92	0.40
3:DM:106:ALA:CA	3:EM:126:ASP:OD1	2.69	0.40
3:EE:74:CYS:HB3	3:LJ:80:CYS:HB2	1.82	0.40
3:EE:105:ARG:HD3	3:LI:125:ILE:O	2.21	0.40
3:EG:6:VAL:O	3:EG:6:VAL:HG23	2.21	0.40
3:EG:102:ASP:OD2	3:GC:126:ASP:OD1	2.39	0.40
3:EK:8:LEU:CD1	3:FM:114:ALA:CB	2.99	0.40
3:EL:117:ALA:O	3:EL:122:ILE:HD11	2.21	0.40
3:EM:41:VAL:N	3:EM:42:PRO:CD	2.84	0.40
3:EM:127:GLN:N	3:EM:127:GLN:CD	2.75	0.40
3:EN:57:ARG:HG3	3:EN:58:ASN:OD1	2.21	0.40
3:FA:55:PRO:HG3	3:FA:62:TYR:CE1	2.56	0.40
3:FD:53:SER:HB2	3:FD:63:LYS:HG3	2.03	0.40
3:FI:105:ARG:NH1	3:KE:125:ILE:C	2.72	0.40
3:FJ:47:ARG:NH1	3:FJ:47:ARG:HB3	2.36	0.40
3:FM:55:PRO:HD3	3:FM:62:TYR:CG	2.56	0.40
3:FM:55:PRO:HD3	3:FM:62:TYR:CD2	2.56	0.40
3:FN:72:THR:HB	3:FN:86:ARG:HB3	2.04	0.40
3:GD:90:ALA:CB	3:KF:94:PHE:CD1	3.04	0.40
3:GE:27:ASN:OD1	3:GE:30:ASN:OD1	2.39	0.40
3:GH:8:LEU:HD23	3:GH:8:LEU:HA	1.89	0.40
3:GI:3:LEU:HD23	3:JC:132:TYR:N	2.36	0.40
3:GI:13:LYS:HE2	3:JC:103:GLU:HA	2.03	0.40
3:GI:118:SER:OG	3:GI:119:PRO:HD2	2.22	0.40
3:GJ:13:LYS:NZ	3:GN:103:GLU:HA	2.37	0.40
3:GJ:30:ASN:N	3:GJ:30:ASN:OD1	2.54	0.40
3:GJ:54:GLN:N	3:GJ:54:GLN:CD	2.72	0.40
3:GJ:118:SER:OG	3:GJ:119:PRO:HD2	2.21	0.40
3:GN:32:VAL:HA	3:GN:51:SER:HG	1.87	0.40
3:GN:55:PRO:HB2	3:GN:60:LYS:HA	2.01	0.40
3:HH:81:ASP:OD1	3:HJ:99:TYR:CE1	2.74	0.40
3:HH:102:ASP:N	3:HH:105:ARG:NH2	2.69	0.40

Continued on next page...

Continued from previous page...

Atom-1	Atom-2	Interatomic distance (Å)	Clash overlap (Å)
3:HI:107:PHE:C	3:HI:111:GLU:OE1	2.60	0.40
3:ID:21:LEU:HD12	3:ID:36:SER:C	2.41	0.40
3:ID:75:THR:O	3:ID:75:THR:HG23	2.21	0.40
3:IE:8:LEU:CD1	3:IE:8:LEU:N	2.83	0.40
3:IE:107:PHE:CZ	3:IE:111:GLU:OE2	2.75	0.40
3:IG:104:GLU:OE2	3:JJ:72:THR:OG1	2.35	0.40
3:IL:99:TYR:CE1	3:IM:83:SER:HA	2.57	0.40
3:JD:18:THR:O	3:JD:19:LEU:HD22	2.22	0.40
3:JI:125:ILE:HG23	3:JI:126:ASP:OD1	2.22	0.40
3:JJ:109:ARG:HG3	3:JJ:110:THR:HG23	2.04	0.40
3:JN:78:GLY:O	3:JN:80:CYS:N	2.50	0.40
3:KE:42:PRO:HA	3:KE:45:GLU:HB2	2.04	0.40
3:KG:55:PRO:CA	3:KG:60:LYS:O	2.69	0.40
3:KG:75:THR:OG1	3:KG:82:PRO:HB3	2.21	0.40
3:KH:59:ARG:C	3:KH:60:LYS:HD3	2.42	0.40
3:KH:92:VAL:CG1	3:KH:94:PHE:CE1	3.03	0.40
3:KH:112:LEU:HD11	3:KL:92:VAL:HG21	2.03	0.40
3:KI:24:ARG:CZ	3:KL:127:GLN:O	2.70	0.40
3:KK:86:ARG:CZ	3:MH:99:TYR:C	2.90	0.40
3:KM:97:THR:CG2	3:MF:86:ARG:HH21	2.34	0.40
3:KM:126:ASP:OD1	3:MF:109:ARG:HD2	2.21	0.40
3:LD:84:VAL:O	3:LD:84:VAL:HG23	2.21	0.40
3:LK:49:THR:HB	3:LK:67:LYS:HB2	2.04	0.40
3:LK:65:GLN:OE1	3:LK:65:GLN:N	2.54	0.40
3:LL:55:PRO:HD3	3:LL:62:TYR:CD2	2.56	0.40
3:LN:103:GLU:HA	3:MI:13:LYS:HZ3	1.87	0.40
3:MC:60:LYS:O	3:MC:61:ASN:C	2.59	0.40
3:MC:108:VAL:HG22	3:NJ:70:ASN:OD1	2.21	0.40
3:MC:126:ASP:OD2	3:NJ:109:ARG:CZ	2.67	0.40
3:MD:106:ALA:O	3:MD:109:ARG:HB3	2.21	0.40
3:ME:19:LEU:HD12	3:ME:20:VAL:H	1.86	0.40
3:MG:11:ILE:HG23	3:MG:17:GLN:HG2	2.03	0.40
3:MI:52:VAL:O	3:MI:52:VAL:CG1	2.69	0.40
3:MM:54:GLN:O	3:MM:59:ARG:NH1	2.39	0.40
3:MN:76:ALA:O	3:MN:78:GLY:N	2.48	0.40
3:NA:97:THR:N	3:NA:100:SER:HG	2.19	0.40
3:NA:112:LEU:O	3:NA:116:LEU:CD1	2.65	0.40
3:NF:121:LEU:HA	3:NF:124:ALA:HB3	2.03	0.40
3:NI:65:GLN:OE1	3:NI:65:GLN:HA	2.21	0.40
3:NI:100:SER:CB	3:NI:105:ARG:NH1	2.83	0.40
3:NI:121:LEU:HA	3:NI:124:ALA:HB3	2.03	0.40

Continued on next page...

Continued from previous page...

Atom-1	Atom-2	Interatomic distance (Å)	Clash overlap (Å)
1:A:87:U:C4	1:A:88:U:C5	3.09	0.40
1:A:130:U:O2	1:A:131:G:C8	2.74	0.40
1:A:544:G:H2'	1:A:545:G:H8	1.85	0.40
1:A:891:U:H2'	1:A:892:U:C6	2.56	0.40
1:A:965:C:H2'	1:A:966:C:H6	1.85	0.40
1:A:965:C:H2'	1:A:966:C:O4'	2.21	0.40
1:A:966:C:C2	1:A:967:A:C8	3.10	0.40
1:A:987:U:H5'	1:A:3194:U:H5''	2.03	0.40
1:A:1120:C:OP1	1:A:1154:A:H5''	2.21	0.40
1:A:1321:U:C2	1:A:1322:G:N7	2.90	0.40
1:A:1397:A:N1	1:A:1545:A:N1	2.69	0.40
1:A:1403:G:C6	1:A:1404:G:C6	3.09	0.40
1:A:1566:U:H2'	1:A:1567:G:C8	2.56	0.40
1:A:1598:U:H2'	1:A:1599:A:C8	2.56	0.40
1:A:1691:G:H5''	1:A:1692:C:OP2	2.21	0.40
1:A:1711:U:H2'	1:A:1712:C:C6	2.56	0.40
1:A:1730:G:H2'	1:A:1731:A:C8	2.56	0.40
1:A:1755:A:H3'	1:A:1756:U:H5''	2.03	0.40
1:A:1782:C:N3	1:A:1783:C:C5	2.90	0.40
1:A:1798:C:H2'	1:A:1799:G:H8	1.86	0.40
1:A:1999:G:H2'	1:A:2000:G:C8	2.56	0.40
1:A:2031:G:C2	1:A:2130:U:O2	2.75	0.40
1:A:2033:C:H2'	1:A:2034:A:O4'	2.21	0.40
1:A:2155:A:H2'	1:A:2155:A:N3	2.36	0.40
1:A:2314:U:H2'	1:A:2315:A:O4'	2.22	0.40
1:A:2357:U:H3'	1:A:2358:A:C8	2.56	0.40
1:A:2357:U:HO2'	1:A:2358:A:P	2.41	0.40
1:A:2389:C:N4	1:A:2390:A:N6	2.70	0.40
1:A:2528:C:H2'	1:A:2529:G:O4'	2.21	0.40
1:A:2538:C:N4	1:A:2573:G:N1	2.69	0.40
1:A:2573:G:H8	1:A:2573:G:O5'	2.04	0.40
1:A:2673:G:HO2'	1:A:2674:C:P	2.43	0.40
1:A:2678:U:H2'	1:A:2679:C:O4'	2.21	0.40
1:A:2739:A:H2'	1:A:2740:U:C6	2.57	0.40
1:A:2879:G:C8	1:A:2880:C:H5	2.40	0.40
1:A:3012:U:C4	1:A:3073:G:N2	2.85	0.40
1:A:3034:G:OP1	3:BB:58:ASN:HB2	2.21	0.40
1:A:3093:G:O3'	1:A:3094:G:O4'	2.40	0.40
1:A:3110:U:H3'	1:A:3111:C:C6	2.56	0.40
1:A:3120:A:H8	1:A:3120:A:P	2.45	0.40
1:A:3170:U:H5''	1:A:3171:G:N7	2.37	0.40

Continued on next page...

Continued from previous page...

Atom-1	Atom-2	Interatomic distance (Å)	Clash overlap (Å)
1:A:3367:U:P	1:A:3368:C:OP2	2.80	0.40
1:A:3393:G:O3'	1:A:3394:A:O4'	2.39	0.40
1:A:3433:U:H2'	1:A:3434:U:C6	2.57	0.40
1:A:3535:A:H2	1:A:3557:U:O4	2.05	0.40
1:A:3923:G:C6	1:A:3924:U:C4	3.10	0.40
1:A:3949:G:N1	1:A:4049:G:C2	2.90	0.40
1:A:4050:U:O4	1:A:4051:G:O6	2.39	0.40
1:A:4206:U:C2	1:A:4207:C:C5	3.10	0.40
1:A:4216:C:H2'	1:A:4217:A:C8	2.56	0.40
3:BA:111:GLU:OE2	3:MK:68:ILE:HG21	2.22	0.40
3:BB:99:TYR:CD1	3:BB:99:TYR:N	2.88	0.40
3:BC:111:GLU:OE1	3:ND:68:ILE:HD13	2.22	0.40
3:BE:47:ARG:HB2	3:BE:47:ARG:CZ	2.52	0.40
3:BJ:66:VAL:O	3:BJ:91:ASP:OD1	2.39	0.40
3:BM:99:TYR:OH	3:BN:83:SER:HA	2.21	0.40
3:CA:32:VAL:HG12	3:CA:51:SER:HB3	2.03	0.40
3:CA:116:LEU:HD11	3:DH:112:LEU:HB3	2.02	0.40
3:CD:13:LYS:HE2	3:HA:103:GLU:HA	2.03	0.40
3:CG:11:ILE:CG2	3:CG:17:GLN:HG2	2.51	0.40
3:CK:131:ALA:C	3:CK:132:TYR:CD1	2.95	0.40
3:CL:2:LYS:HE3	3:CM:4:GLU:OE1	2.21	0.40
3:CL:3:LEU:HD22	3:HH:131:ALA:HB1	2.03	0.40
3:CL:39:GLY:N	3:CL:45:GLU:OE2	2.54	0.40
3:CM:60:LYS:O	3:CM:61:ASN:C	2.60	0.40
3:CN:81:ASP:OD1	3:DB:99:TYR:CE2	2.73	0.40
3:DA:94:PHE:CD2	3:MM:125:ILE:HD11	2.57	0.40
3:DA:115:LEU:HD22	3:MM:8:LEU:HD11	2.04	0.40
3:DB:130:PRO:HA	3:DK:52:VAL:HG12	2.03	0.40
3:DE:62:TYR:CD2	3:EL:128:LEU:HD22	2.57	0.40
3:DE:103:GLU:HA	3:EL:13:LYS:HZ3	1.86	0.40
3:DG:109:ARG:HH11	3:EJ:122:ILE:HD12	1.87	0.40
3:DN:54:GLN:HB3	3:DN:55:PRO:CD	2.52	0.40
3:DN:115:LEU:C	3:DN:121:LEU:HD12	2.41	0.40
3:DN:117:ALA:O	3:DN:122:ILE:HD11	2.21	0.40
3:EA:49:THR:OG1	3:EA:67:LYS:HB2	2.21	0.40
3:EB:54:GLN:CD	3:EB:55:PRO:HD2	2.42	0.40
3:EC:108:VAL:HA	3:EC:111:GLU:OE1	2.22	0.40
3:ED:114:ALA:CB	3:EH:8:LEU:CD1	2.94	0.40
3:ED:114:ALA:C	3:EH:8:LEU:HD11	2.41	0.40
3:EE:106:ALA:HB2	3:LI:126:ASP:OD1	2.22	0.40
3:EE:115:LEU:O	3:EE:121:LEU:HD12	2.21	0.40

Continued on next page...

Continued from previous page...

Atom-1	Atom-2	Interatomic distance (Å)	Clash overlap (Å)
3:EG:13:LYS:HG3	3:GC:106:ALA:HB3	2.03	0.40
3:EH:45:GLU:OE1	3:EH:45:GLU:N	2.55	0.40
3:EI:128:LEU:CD1	3:GA:105:ARG:NH1	2.85	0.40
3:EK:122:ILE:HA	3:FM:109:ARG:NH2	2.35	0.40
3:EL:97:THR:HG23	3:EL:99:TYR:H	1.85	0.40
3:FB:129:ASN:OD1	3:LK:24:ARG:NH1	2.54	0.40
3:FC:62:TYR:OH	3:FC:64:VAL:HG22	2.22	0.40
3:FG:21:LEU:HD11	3:FG:48:VAL:HG21	2.02	0.40
3:FJ:109:ARG:HE	3:HF:125:ILE:HG13	1.86	0.40
3:GD:25:GLY:HA3	3:KD:130:PRO:HG2	2.03	0.40
3:GE:78:GLY:HA3	3:KF:77:ASN:ND2	2.37	0.40
3:GI:101:THR:O	3:GI:105:ARG:HG3	2.21	0.40
3:GI:132:TYR:C	3:JC:3:LEU:HD23	2.42	0.40
3:GK:5:THR:HA	3:GK:23:PRO:HD3	2.03	0.40
3:GK:122:ILE:O	3:GK:126:ASP:HB2	2.21	0.40
3:GL:131:ALA:CB	3:HG:3:LEU:HD21	2.46	0.40
3:HB:27:ASN:CG	3:HB:29:THR:HG1	2.22	0.40
3:HB:72:THR:HG21	3:HB:86:ARG:HH21	1.84	0.40
3:HC:101:THR:OG1	3:HC:104:GLU:HG2	2.21	0.40
3:HD:127:GLN:HB2	3:HD:129:ASN:OD1	2.21	0.40
3:HE:58:ASN:N	3:HE:58:ASN:OD1	2.53	0.40
3:HM:6:VAL:HG12	3:HM:8:LEU:HD22	2.04	0.40
3:HN:100:SER:HA	3:ID:86:ARG:HH21	1.86	0.40
3:HN:109:ARG:HG3	3:ID:116:LEU:HD12	2.04	0.40
3:IH:11:ILE:HD12	3:NG:110:THR:OG1	2.21	0.40
3:II:13:LYS:CD	3:II:13:LYS:N	2.85	0.40
3:IJ:37:GLN:O	3:IJ:45:GLU:CD	2.60	0.40
3:IJ:128:LEU:HD23	3:NE:62:TYR:CD2	2.56	0.40
3:IK:27:ASN:OD1	3:IK:29:THR:N	2.43	0.40
3:IL:109:ARG:HE	3:IL:110:THR:HG23	1.86	0.40
3:IM:8:LEU:HD22	3:IM:8:LEU:N	2.36	0.40
3:IM:97:THR:O	3:IM:100:SER:OG	2.28	0.40
3:IN:126:ASP:HB3	3:IN:127:GLN:NE2	2.37	0.40
3:JA:55:PRO:HD3	3:JA:62:TYR:CE2	2.56	0.40
3:JB:3:LEU:CD1	3:JB:35:LEU:HD21	2.50	0.40
3:JE:79:SER:O	3:JE:80:CYS:CB	2.70	0.40
3:JF:27:ASN:OD1	3:JF:27:ASN:C	2.60	0.40
3:JI:34:SER:C	3:JI:35:LEU:HD12	2.42	0.40
3:JK:62:TYR:CD2	3:KN:128:LEU:CD2	3.04	0.40
3:JK:105:ARG:CD	3:KN:128:LEU:HD11	2.52	0.40
3:JK:119:PRO:HA	3:JK:122:ILE:CG1	2.52	0.40

Continued on next page...

Continued from previous page...

Atom-1	Atom-2	Interatomic distance (Å)	Clash overlap (Å)
3:KA:127:GLN:HB2	3:KA:129:ASN:ND2	2.36	0.40
3:KB:51:SER:OG	3:KB:65:GLN:HB2	2.21	0.40
3:KD:30:ASN:HB2	3:KD:32:VAL:HG12	2.04	0.40
3:KF:72:THR:CB	3:KF:86:ARG:HB2	2.47	0.40
3:KG:68:ILE:HD12	3:KG:68:ILE:N	2.35	0.40
3:KH:11:ILE:CD1	3:KL:111:GLU:N	2.84	0.40
3:KI:37:GLN:O	3:KI:45:GLU:OE2	2.40	0.40
3:KI:79:SER:HA	3:KL:76:ALA:HA	2.02	0.40
3:KK:68:ILE:HD11	3:MH:115:LEU:HD12	2.03	0.40
3:KM:55:PRO:HB3	3:KM:60:LYS:HD2	2.02	0.40
3:KN:55:PRO:HD3	3:KN:62:TYR:CE2	2.57	0.40
3:LB:54:GLN:HB3	3:LB:55:PRO:HD2	2.02	0.40
3:LC:58:ASN:OD1	3:LC:59:ARG:HG2	2.21	0.40
3:LC:71:PRO:HB3	3:LC:87:GLN:NE2	2.37	0.40
3:LG:72:THR:CG2	3:LG:86:ARG:HB3	2.52	0.40
3:LG:126:ASP:HA	3:MG:105:ARG:HE	1.86	0.40
3:LI:49:THR:OG1	3:LI:67:LYS:CG	2.70	0.40
3:LN:109:ARG:HH22	3:MI:122:ILE:HA	1.86	0.40
3:MA:27:ASN:ND2	3:MA:30:ASN:OD1	2.54	0.40
3:MC:130:PRO:CD	3:NH:25:GLY:HA3	2.47	0.40
3:MH:19:LEU:HG	3:MH:21:LEU:CD1	2.52	0.40
3:ML:112:LEU:O	3:ML:116:LEU:CD1	2.69	0.40
3:NB:119:PRO:O	3:NB:122:ILE:CG2	2.69	0.40
3:ND:48:VAL:HG23	3:ND:48:VAL:O	2.21	0.40
3:NI:112:LEU:HD23	3:NI:112:LEU:C	2.42	0.40
1:A:243:G:C6	1:A:244:G:C6	3.09	0.40
1:A:522:G:C2	1:A:548:U:O2	2.75	0.40
1:A:714:C:H2'	1:A:715:A:H5'	2.04	0.40
1:A:739:A:O2'	1:A:740:A:C8	2.70	0.40
1:A:940:C:O2	1:A:1239:U:C4	2.75	0.40
1:A:941:C:H4'	1:A:1240:A:H2	1.87	0.40
1:A:963:U:C2	1:A:964:G:N7	2.89	0.40
1:A:1032:G:H2'	1:A:1033:U:C5	2.57	0.40
1:A:1186:U:H2'	1:A:1187:C:H6	1.86	0.40
1:A:1217:A:OP2	1:A:1218:U:H5	2.05	0.40
1:A:1499:G:C4	1:A:1500:G:N7	2.89	0.40
1:A:1594:C:O2	1:A:1594:C:H2'	2.21	0.40
1:A:1856:U:O4	1:A:2019:C:C5	2.75	0.40
1:A:2039:U:C5'	1:A:2040:U:OP2	2.69	0.40
1:A:2278:A:N1	1:A:2309:C:O2	2.54	0.40
1:A:2336:A:OP2	1:A:2337:C:C5	2.74	0.40

Continued on next page...

Continued from previous page...

Atom-1	Atom-2	Interatomic distance (Å)	Clash overlap (Å)
1:A:2385:A:C4	1:A:2401:G:C2	3.10	0.40
1:A:2454:A:N1	1:A:2468:G:C6	2.89	0.40
1:A:2493:U:C4	1:A:2494:C:N4	2.90	0.40
1:A:2531:C:C2	1:A:2532:G:C8	3.10	0.40
1:A:2691:G:N1	1:A:2760:A:N6	2.69	0.40
1:A:2696:C:P	1:A:2810:A:H5''	2.60	0.40
1:A:2743:C:C2	1:A:2744:U:C5	3.09	0.40
1:A:2794:U:H2'	1:A:2795:G:C8	2.57	0.40
1:A:2921:C:OP1	3:FM:55:PRO:O	2.39	0.40
1:A:3000:A:C2	1:A:3003:A:N6	2.89	0.40
1:A:3085:G:C6	1:A:3130:G:C6	3.09	0.40
1:A:3095:U:O4	1:A:3096:A:N6	2.55	0.40
1:A:3365:U:H2'	1:A:3366:C:O4'	2.21	0.40
1:A:3597:A:C2	1:A:3598:U:C2	3.09	0.40
1:A:3771:G:H5'	3:LH:49:THR:CG2	2.50	0.40
1:A:3797:G:N2	1:A:3805:G:N2	2.69	0.40
1:A:3832:U:O2'	1:A:3833:U:H5'	2.20	0.40
1:A:3835:C:OP1	1:A:3836:G:OP2	2.39	0.40
1:A:3840:C:H5'	1:A:3841:A:OP1	2.22	0.40
1:A:3991:G:H4'	3:KN:59:ARG:CZ	2.51	0.40
1:A:4128:A:H2'	1:A:4129:G:O4'	2.21	0.40
1:A:4161:U:C5	1:A:4162:U:C2	3.10	0.40
1:A:4163:A:C5	1:A:4164:U:C5	3.09	0.40
1:A:4196:U:N3	3:EG:130:PRO:HD2	2.36	0.40
3:B:46:LYS:HG2	3:B:70:ASN:HA	2.03	0.40
3:D:37:GLN:CD	3:D:38:ALA:N	2.75	0.40
3:D:128:LEU:O	3:D:128:LEU:HG	2.21	0.40
3:BC:52:VAL:CG2	3:BC:64:VAL:HG22	2.51	0.40
3:BH:122:ILE:CG1	3:IL:109:ARG:HH12	2.35	0.40
3:BI:112:LEU:HD11	3:HM:92:VAL:HG21	2.03	0.40
3:BJ:131:ALA:HA	3:BN:1:ALA:O	2.21	0.40
3:CA:19:LEU:HD23	3:DH:111:GLU:OE2	2.22	0.40
3:CE:52:VAL:HG12	3:CE:64:VAL:HG13	2.02	0.40
3:CF:75:THR:HG22	3:CF:82:PRO:CG	2.52	0.40
3:CH:13:LYS:HE3	3:HL:103:GLU:HA	2.03	0.40
3:CH:77:ASN:ND2	3:HM:77:ASN:OD1	2.43	0.40
3:CH:111:GLU:CA	3:HL:11:ILE:HD11	2.51	0.40
3:CK:11:ILE:HD11	3:NC:111:GLU:CA	2.52	0.40
3:CM:52:VAL:CG2	3:NA:130:PRO:HA	2.51	0.40
3:CN:130:PRO:HB2	3:CN:132:TYR:CD2	2.56	0.40
3:DB:2:LYS:NZ	3:DD:132:TYR:OXT	2.55	0.40

Continued on next page...

Continued from previous page...

Atom-1	Atom-2	Interatomic distance (Å)	Clash overlap (Å)
3:DB:11:ILE:HD12	3:DK:110:THR:OG1	2.21	0.40
3:DB:130:PRO:HG3	3:DK:52:VAL:CG1	2.52	0.40
3:DC:128:LEU:HD12	3:DC:128:LEU:N	2.36	0.40
3:DE:52:VAL:HG21	3:EL:130:PRO:HA	2.04	0.40
3:DF:60:LYS:HB2	3:DF:61:ASN:HB2	2.03	0.40
3:DF:81:ASP:CG	3:DH:99:TYR:CD2	2.95	0.40
3:DG:54:GLN:OE1	3:DG:55:PRO:O	2.39	0.40
3:DG:121:LEU:HA	3:DG:124:ALA:HB3	2.04	0.40
3:DH:109:ARG:HD2	3:DH:110:THR:N	2.35	0.40
3:DN:128:LEU:CD2	3:ML:62:TYR:CD2	3.05	0.40
3:EB:24:ARG:NH2	3:LM:128:LEU:C	2.74	0.40
3:EC:73:ALA:HB1	3:EC:83:SER:O	2.22	0.40
3:EC:121:LEU:HA	3:EC:124:ALA:HB3	2.03	0.40
3:EE:42:PRO:HA	3:EE:45:GLU:HG2	2.03	0.40
3:EF:109:ARG:HD3	3:FA:116:LEU:O	2.21	0.40
3:EG:41:VAL:N	3:EG:42:PRO:CD	2.85	0.40
3:EI:56:SER:OG	3:EI:61:ASN:ND2	2.54	0.40
3:EK:53:SER:OG	3:EK:63:LYS:HG2	2.21	0.40
3:EK:112:LEU:HD11	3:FM:92:VAL:CG2	2.52	0.40
3:EK:118:SER:OG	3:EK:119:PRO:HD2	2.21	0.40
3:FA:24:ARG:HB2	3:FA:34:SER:OG	2.22	0.40
3:FB:99:TYR:CE2	3:FC:82:PRO:O	2.75	0.40
3:FB:120:LEU:O	3:FB:123:ASP:HB2	2.20	0.40
3:FE:101:THR:O	3:FE:104:GLU:HG2	2.22	0.40
3:FF:109:ARG:CZ	3:FF:110:THR:HG23	2.51	0.40
3:FH:60:LYS:HB2	3:FH:61:ASN:HB3	2.03	0.40
3:FH:126:ASP:C	3:FK:105:ARG:HH12	2.25	0.40
3:FJ:40:ALA:CB	3:FL:101:THR:OG1	2.70	0.40
3:FJ:56:SER:OG	3:FJ:57:ARG:N	2.54	0.40
3:FL:11:ILE:HG13	3:FL:17:GLN:HB2	2.03	0.40
3:FL:32:VAL:CG1	3:FL:51:SER:OG	2.70	0.40
3:FN:72:THR:OG1	3:FN:86:ARG:HB3	2.21	0.40
3:GB:56:SER:OG	3:GB:57:ARG:N	2.55	0.40
3:GB:94:PHE:HB3	3:GB:96:PHE:CZ	2.57	0.40
3:GC:96:PHE:CE2	3:GC:105:ARG:CZ	3.04	0.40
3:GD:88:ALA:HB1	3:KF:96:PHE:CE2	2.52	0.40
3:GG:21:LEU:HD13	3:GG:21:LEU:HA	1.97	0.40
3:GH:1:ALA:O	3:KB:131:ALA:HA	2.21	0.40
3:GH:3:LEU:CD1	3:GH:35:LEU:HD21	2.51	0.40
3:GJ:26:VAL:HG21	3:HG:132:TYR:CD2	2.56	0.40
3:GL:2:LYS:N	3:GL:2:LYS:HD2	2.36	0.40

Continued on next page...

Continued from previous page...

Atom-1	Atom-2	Interatomic distance (Å)	Clash overlap (Å)
3:HB:41:VAL:N	3:HB:42:PRO:CD	2.84	0.40
3:HB:125:ILE:CG2	3:HB:126:ASP:N	2.84	0.40
3:HI:71:PRO:HA	3:HI:87:GLN:OE1	2.21	0.40
3:HM:24:ARG:NH1	3:HM:36:SER:OG	2.54	0.40
3:HN:4:GLU:OE1	3:HN:4:GLU:N	2.54	0.40
3:HN:63:LYS:NZ	3:HN:95:SER:OG	2.54	0.40
3:IA:8:LEU:HD13	3:IA:8:LEU:HA	1.90	0.40
3:ID:4:GLU:OE1	3:ID:5:THR:O	2.39	0.40
3:ID:26:VAL:HG13	3:ID:26:VAL:O	2.22	0.40
3:ID:79:SER:O	3:JN:74:CYS:SG	2.80	0.40
3:IG:26:VAL:HG11	3:JJ:132:TYR:OH	2.21	0.40
3:IG:64:VAL:HG11	3:JJ:125:ILE:HD11	2.03	0.40
3:II:55:PRO:HB3	3:II:60:LYS:O	2.22	0.40
3:IJ:1:ALA:O	3:NE:131:ALA:HA	2.22	0.40
3:IJ:11:ILE:HD12	3:NE:110:THR:CB	2.52	0.40
3:IM:72:THR:OG1	3:IM:86:ARG:HB2	2.21	0.40
3:JD:100:SER:HA	3:JD:104:GLU:OE2	2.21	0.40
3:JF:103:GLU:HA	3:KA:13:LYS:NZ	2.36	0.40
3:JM:21:LEU:HD22	3:JM:21:LEU:N	2.36	0.40
3:JN:8:LEU:HD22	3:JN:8:LEU:N	2.36	0.40
3:KC:64:VAL:HG11	3:LC:125:ILE:HD11	2.03	0.40
3:KC:99:TYR:N	3:KC:99:TYR:CD1	2.89	0.40
3:KD:125:ILE:O	3:KD:128:LEU:HD12	2.21	0.40
3:KE:101:THR:O	3:KE:105:ARG:HG3	2.21	0.40
3:KE:101:THR:CG2	3:KF:41:VAL:HG22	2.37	0.40
3:KH:110:THR:HB	3:KL:11:ILE:HD12	2.03	0.40
3:KJ:4:GLU:OE1	3:KJ:5:THR:O	2.38	0.40
3:LC:96:PHE:CE2	3:LC:105:ARG:HG2	2.57	0.40
3:LE:102:ASP:N	3:LE:105:ARG:CZ	2.84	0.40
3:LG:125:ILE:HG23	3:MG:109:ARG:HH21	1.86	0.40
3:LI:21:LEU:HD23	3:LI:37:GLN:HA	2.03	0.40
3:LN:68:ILE:HG22	3:LN:90:ALA:HB3	2.03	0.40
3:MC:1:ALA:N	3:NJ:129:ASN:ND2	2.70	0.40
3:MC:105:ARG:CZ	3:NJ:126:ASP:O	2.69	0.40
3:MC:132:TYR:N	3:NJ:3:LEU:HD23	2.36	0.40
3:ME:52:VAL:CG1	3:NH:130:PRO:HG3	2.50	0.40
3:ME:118:SER:OG	3:ME:119:PRO:HD2	2.21	0.40
3:MH:62:TYR:HE2	3:MH:98:GLN:HA	1.86	0.40
3:MH:116:LEU:HA	3:MH:121:LEU:HD12	2.03	0.40
3:MM:11:ILE:HG23	3:MM:17:GLN:HB3	2.03	0.40
3:MM:39:GLY:HA3	3:MM:40:ALA:HA	1.91	0.40

Continued on next page...

Continued from previous page...

Atom-1	Atom-2	Interatomic distance (Å)	Clash overlap (Å)
3:MM:118:SER:OG	3:MM:119:PRO:HD2	2.21	0.40
3:NA:84:VAL:HG21	3:NA:87:GLN:OE1	2.22	0.40
3:ND:55:PRO:CB	3:ND:60:LYS:HD2	2.51	0.40
3:NJ:3:LEU:CD1	3:NJ:35:LEU:HD11	2.51	0.40
3:NJ:94:PHE:N	3:NJ:94:PHE:CD2	2.88	0.40

There are no symmetry-related clashes.

5.3 Torsion angles [i](#)

5.3.1 Protein backbone [i](#)

In the following table, the Percentiles column shows the percent Ramachandran outliers of the chain as a percentile score with respect to all PDB entries followed by that with respect to all EM entries.

The Analysed column shows the number of residues for which the backbone conformation was analysed, and the total number of residues.

Mol	Chain	Analysed	Favoured	Allowed	Outliers	Percentiles	
2	M	417/420 (99%)	381 (91%)	36 (9%)	0	100	100
3	B	130/133 (98%)	116 (89%)	14 (11%)	0	100	100
3	BA	130/133 (98%)	110 (85%)	20 (15%)	0	100	100
3	BB	130/133 (98%)	114 (88%)	14 (11%)	2 (2%)	10	46
3	BC	130/133 (98%)	118 (91%)	12 (9%)	0	100	100
3	BD	130/133 (98%)	112 (86%)	18 (14%)	0	100	100
3	BE	130/133 (98%)	112 (86%)	18 (14%)	0	100	100
3	BF	130/133 (98%)	114 (88%)	16 (12%)	0	100	100
3	BG	130/133 (98%)	113 (87%)	17 (13%)	0	100	100
3	BH	130/133 (98%)	114 (88%)	15 (12%)	1 (1%)	19	60
3	BI	130/133 (98%)	115 (88%)	15 (12%)	0	100	100
3	BJ	130/133 (98%)	118 (91%)	12 (9%)	0	100	100
3	BK	130/133 (98%)	111 (85%)	19 (15%)	0	100	100
3	BL	130/133 (98%)	114 (88%)	16 (12%)	0	100	100
3	BM	130/133 (98%)	108 (83%)	22 (17%)	0	100	100
3	BN	130/133 (98%)	114 (88%)	15 (12%)	1 (1%)	19	60

Continued on next page...

Continued from previous page...

Mol	Chain	Analysed	Favoured	Allowed	Outliers	Percentiles	
3	CA	130/133 (98%)	117 (90%)	13 (10%)	0	100	100
3	CB	130/133 (98%)	110 (85%)	20 (15%)	0	100	100
3	CC	130/133 (98%)	112 (86%)	17 (13%)	1 (1%)	19	60
3	CD	130/133 (98%)	115 (88%)	15 (12%)	0	100	100
3	CE	130/133 (98%)	109 (84%)	21 (16%)	0	100	100
3	CF	130/133 (98%)	115 (88%)	15 (12%)	0	100	100
3	CG	130/133 (98%)	118 (91%)	12 (9%)	0	100	100
3	CH	130/133 (98%)	113 (87%)	17 (13%)	0	100	100
3	CI	130/133 (98%)	112 (86%)	17 (13%)	1 (1%)	19	60
3	CJ	130/133 (98%)	118 (91%)	12 (9%)	0	100	100
3	CK	130/133 (98%)	110 (85%)	20 (15%)	0	100	100
3	CL	130/133 (98%)	113 (87%)	17 (13%)	0	100	100
3	CM	130/133 (98%)	116 (89%)	14 (11%)	0	100	100
3	CN	130/133 (98%)	113 (87%)	17 (13%)	0	100	100
3	D	130/133 (98%)	116 (89%)	14 (11%)	0	100	100
3	DA	130/133 (98%)	111 (85%)	18 (14%)	1 (1%)	19	60
3	DB	130/133 (98%)	111 (85%)	19 (15%)	0	100	100
3	DC	130/133 (98%)	108 (83%)	22 (17%)	0	100	100
3	DD	130/133 (98%)	111 (85%)	18 (14%)	1 (1%)	19	60
3	DE	130/133 (98%)	114 (88%)	15 (12%)	1 (1%)	19	60
3	DF	130/133 (98%)	113 (87%)	17 (13%)	0	100	100
3	DG	130/133 (98%)	114 (88%)	15 (12%)	1 (1%)	19	60
3	DH	130/133 (98%)	117 (90%)	13 (10%)	0	100	100
3	DI	130/133 (98%)	116 (89%)	14 (11%)	0	100	100
3	DJ	130/133 (98%)	108 (83%)	21 (16%)	1 (1%)	19	60
3	DK	130/133 (98%)	113 (87%)	17 (13%)	0	100	100
3	DL	130/133 (98%)	114 (88%)	16 (12%)	0	100	100
3	DM	130/133 (98%)	110 (85%)	19 (15%)	1 (1%)	19	60
3	DN	130/133 (98%)	115 (88%)	15 (12%)	0	100	100
3	EA	130/133 (98%)	112 (86%)	18 (14%)	0	100	100
3	EB	130/133 (98%)	108 (83%)	21 (16%)	1 (1%)	19	60

Continued on next page...

Continued from previous page...

Mol	Chain	Analysed	Favoured	Allowed	Outliers	Percentiles	
3	EC	130/133 (98%)	118 (91%)	12 (9%)	0	100	100
3	ED	130/133 (98%)	111 (85%)	19 (15%)	0	100	100
3	EE	130/133 (98%)	116 (89%)	14 (11%)	0	100	100
3	EF	130/133 (98%)	115 (88%)	15 (12%)	0	100	100
3	EG	130/133 (98%)	110 (85%)	20 (15%)	0	100	100
3	EH	130/133 (98%)	115 (88%)	15 (12%)	0	100	100
3	EI	130/133 (98%)	114 (88%)	16 (12%)	0	100	100
3	EJ	130/133 (98%)	110 (85%)	20 (15%)	0	100	100
3	EK	130/133 (98%)	111 (85%)	18 (14%)	1 (1%)	19	60
3	EL	130/133 (98%)	117 (90%)	13 (10%)	0	100	100
3	EM	130/133 (98%)	112 (86%)	18 (14%)	0	100	100
3	EN	130/133 (98%)	116 (89%)	14 (11%)	0	100	100
3	FA	130/133 (98%)	116 (89%)	14 (11%)	0	100	100
3	FB	130/133 (98%)	113 (87%)	17 (13%)	0	100	100
3	FC	130/133 (98%)	115 (88%)	14 (11%)	1 (1%)	19	60
3	FD	118/133 (89%)	108 (92%)	10 (8%)	0	100	100
3	FE	130/133 (98%)	114 (88%)	16 (12%)	0	100	100
3	FF	130/133 (98%)	118 (91%)	11 (8%)	1 (1%)	19	60
3	FG	130/133 (98%)	119 (92%)	11 (8%)	0	100	100
3	FH	130/133 (98%)	116 (89%)	14 (11%)	0	100	100
3	FI	130/133 (98%)	114 (88%)	16 (12%)	0	100	100
3	FJ	130/133 (98%)	113 (87%)	17 (13%)	0	100	100
3	FK	130/133 (98%)	119 (92%)	10 (8%)	1 (1%)	19	60
3	FL	130/133 (98%)	116 (89%)	14 (11%)	0	100	100
3	FM	130/133 (98%)	111 (85%)	19 (15%)	0	100	100
3	FN	130/133 (98%)	114 (88%)	16 (12%)	0	100	100
3	GA	130/133 (98%)	116 (89%)	14 (11%)	0	100	100
3	GB	120/133 (90%)	107 (89%)	13 (11%)	0	100	100
3	GC	130/133 (98%)	108 (83%)	22 (17%)	0	100	100
3	GD	130/133 (98%)	109 (84%)	21 (16%)	0	100	100
3	GE	130/133 (98%)	113 (87%)	17 (13%)	0	100	100

Continued on next page...

Continued from previous page...

Mol	Chain	Analysed	Favoured	Allowed	Outliers	Percentiles	
3	GF	130/133 (98%)	113 (87%)	17 (13%)	0	100	100
3	GG	130/133 (98%)	109 (84%)	21 (16%)	0	100	100
3	GH	130/133 (98%)	114 (88%)	16 (12%)	0	100	100
3	GI	130/133 (98%)	114 (88%)	16 (12%)	0	100	100
3	GJ	130/133 (98%)	110 (85%)	20 (15%)	0	100	100
3	GK	130/133 (98%)	114 (88%)	15 (12%)	1 (1%)	19	60
3	GL	130/133 (98%)	118 (91%)	12 (9%)	0	100	100
3	GM	130/133 (98%)	109 (84%)	20 (15%)	1 (1%)	19	60
3	GN	130/133 (98%)	109 (84%)	21 (16%)	0	100	100
3	HA	130/133 (98%)	115 (88%)	15 (12%)	0	100	100
3	HB	130/133 (98%)	116 (89%)	14 (11%)	0	100	100
3	HC	130/133 (98%)	115 (88%)	14 (11%)	1 (1%)	19	60
3	HD	130/133 (98%)	119 (92%)	11 (8%)	0	100	100
3	HE	130/133 (98%)	115 (88%)	15 (12%)	0	100	100
3	HF	130/133 (98%)	113 (87%)	17 (13%)	0	100	100
3	HG	130/133 (98%)	116 (89%)	14 (11%)	0	100	100
3	HH	130/133 (98%)	111 (85%)	19 (15%)	0	100	100
3	HI	130/133 (98%)	113 (87%)	16 (12%)	1 (1%)	19	60
3	HJ	130/133 (98%)	113 (87%)	17 (13%)	0	100	100
3	HK	130/133 (98%)	110 (85%)	20 (15%)	0	100	100
3	HL	130/133 (98%)	111 (85%)	18 (14%)	1 (1%)	19	60
3	HM	130/133 (98%)	115 (88%)	15 (12%)	0	100	100
3	HN	130/133 (98%)	113 (87%)	17 (13%)	0	100	100
3	IA	130/133 (98%)	112 (86%)	16 (12%)	2 (2%)	10	46
3	IB	130/133 (98%)	115 (88%)	15 (12%)	0	100	100
3	IC	130/133 (98%)	109 (84%)	21 (16%)	0	100	100
3	ID	130/133 (98%)	112 (86%)	17 (13%)	1 (1%)	19	60
3	IE	130/133 (98%)	116 (89%)	14 (11%)	0	100	100
3	IF	130/133 (98%)	112 (86%)	18 (14%)	0	100	100
3	IG	130/133 (98%)	110 (85%)	20 (15%)	0	100	100
3	IH	130/133 (98%)	113 (87%)	17 (13%)	0	100	100

Continued on next page...

Continued from previous page...

Mol	Chain	Analysed	Favoured	Allowed	Outliers	Percentiles	
3	II	130/133 (98%)	110 (85%)	20 (15%)	0	100	100
3	IJ	130/133 (98%)	115 (88%)	15 (12%)	0	100	100
3	IK	130/133 (98%)	117 (90%)	13 (10%)	0	100	100
3	IL	130/133 (98%)	114 (88%)	16 (12%)	0	100	100
3	IM	130/133 (98%)	115 (88%)	15 (12%)	0	100	100
3	IN	130/133 (98%)	116 (89%)	14 (11%)	0	100	100
3	JA	130/133 (98%)	109 (84%)	21 (16%)	0	100	100
3	JB	130/133 (98%)	116 (89%)	13 (10%)	1 (1%)	19	60
3	JC	130/133 (98%)	116 (89%)	14 (11%)	0	100	100
3	JD	130/133 (98%)	115 (88%)	15 (12%)	0	100	100
3	JE	130/133 (98%)	114 (88%)	15 (12%)	1 (1%)	19	60
3	JF	130/133 (98%)	117 (90%)	13 (10%)	0	100	100
3	JG	130/133 (98%)	116 (89%)	14 (11%)	0	100	100
3	JH	130/133 (98%)	109 (84%)	20 (15%)	1 (1%)	19	60
3	JI	130/133 (98%)	117 (90%)	13 (10%)	0	100	100
3	JJ	130/133 (98%)	113 (87%)	17 (13%)	0	100	100
3	JK	130/133 (98%)	112 (86%)	17 (13%)	1 (1%)	19	60
3	JL	130/133 (98%)	115 (88%)	15 (12%)	0	100	100
3	JM	130/133 (98%)	114 (88%)	16 (12%)	0	100	100
3	JN	130/133 (98%)	113 (87%)	16 (12%)	1 (1%)	19	60
3	KA	130/133 (98%)	115 (88%)	15 (12%)	0	100	100
3	KB	130/133 (98%)	113 (87%)	17 (13%)	0	100	100
3	KC	130/133 (98%)	113 (87%)	16 (12%)	1 (1%)	19	60
3	KD	130/133 (98%)	117 (90%)	13 (10%)	0	100	100
3	KE	130/133 (98%)	112 (86%)	18 (14%)	0	100	100
3	KF	130/133 (98%)	105 (81%)	24 (18%)	1 (1%)	19	60
3	KG	130/133 (98%)	114 (88%)	16 (12%)	0	100	100
3	KH	130/133 (98%)	110 (85%)	19 (15%)	1 (1%)	19	60
3	KI	130/133 (98%)	115 (88%)	14 (11%)	1 (1%)	19	60
3	KJ	130/133 (98%)	117 (90%)	12 (9%)	1 (1%)	19	60
3	KK	130/133 (98%)	113 (87%)	17 (13%)	0	100	100

Continued on next page...

Continued from previous page...

Mol	Chain	Analysed	Favoured	Allowed	Outliers	Percentiles	
3	KL	130/133 (98%)	116 (89%)	13 (10%)	1 (1%)	19	60
3	KM	130/133 (98%)	115 (88%)	15 (12%)	0	100	100
3	KN	130/133 (98%)	111 (85%)	19 (15%)	0	100	100
3	LA	130/133 (98%)	114 (88%)	15 (12%)	1 (1%)	19	60
3	LB	130/133 (98%)	119 (92%)	11 (8%)	0	100	100
3	LC	130/133 (98%)	111 (85%)	19 (15%)	0	100	100
3	LD	130/133 (98%)	115 (88%)	14 (11%)	1 (1%)	19	60
3	LE	130/133 (98%)	116 (89%)	14 (11%)	0	100	100
3	LF	130/133 (98%)	117 (90%)	13 (10%)	0	100	100
3	LG	130/133 (98%)	113 (87%)	16 (12%)	1 (1%)	19	60
3	LH	130/133 (98%)	120 (92%)	10 (8%)	0	100	100
3	LI	130/133 (98%)	112 (86%)	18 (14%)	0	100	100
3	LJ	130/133 (98%)	116 (89%)	14 (11%)	0	100	100
3	LK	130/133 (98%)	116 (89%)	14 (11%)	0	100	100
3	LL	130/133 (98%)	113 (87%)	17 (13%)	0	100	100
3	LM	130/133 (98%)	118 (91%)	12 (9%)	0	100	100
3	LN	130/133 (98%)	117 (90%)	13 (10%)	0	100	100
3	MA	130/133 (98%)	115 (88%)	15 (12%)	0	100	100
3	MB	130/133 (98%)	113 (87%)	17 (13%)	0	100	100
3	MC	130/133 (98%)	120 (92%)	9 (7%)	1 (1%)	19	60
3	MD	130/133 (98%)	111 (85%)	19 (15%)	0	100	100
3	ME	130/133 (98%)	112 (86%)	17 (13%)	1 (1%)	19	60
3	MF	130/133 (98%)	116 (89%)	14 (11%)	0	100	100
3	MG	130/133 (98%)	116 (89%)	14 (11%)	0	100	100
3	MH	130/133 (98%)	118 (91%)	12 (9%)	0	100	100
3	MI	130/133 (98%)	112 (86%)	18 (14%)	0	100	100
3	MJ	130/133 (98%)	114 (88%)	16 (12%)	0	100	100
3	MK	130/133 (98%)	116 (89%)	13 (10%)	1 (1%)	19	60
3	ML	130/133 (98%)	116 (89%)	14 (11%)	0	100	100
3	MM	130/133 (98%)	114 (88%)	16 (12%)	0	100	100
3	MN	130/133 (98%)	109 (84%)	20 (15%)	1 (1%)	19	60

Continued on next page...

Continued from previous page...

Mol	Chain	Analysed	Favoured	Allowed	Outliers	Percentiles	
3	NA	130/133 (98%)	116 (89%)	14 (11%)	0	100	100
3	NB	130/133 (98%)	109 (84%)	21 (16%)	0	100	100
3	NC	130/133 (98%)	112 (86%)	17 (13%)	1 (1%)	19	60
3	ND	130/133 (98%)	114 (88%)	16 (12%)	0	100	100
3	NE	130/133 (98%)	112 (86%)	18 (14%)	0	100	100
3	NF	130/133 (98%)	113 (87%)	17 (13%)	0	100	100
3	NG	130/133 (98%)	118 (91%)	12 (9%)	0	100	100
3	NH	130/133 (98%)	116 (89%)	14 (11%)	0	100	100
3	NI	130/133 (98%)	118 (91%)	11 (8%)	1 (1%)	19	60
3	NJ	130/133 (98%)	118 (91%)	12 (9%)	0	100	100
All	All	23795/24360 (98%)	20848 (88%)	2902 (12%)	45 (0%)	50	81

All (45) Ramachandran outliers are listed below:

Mol	Chain	Res	Type
3	BB	80	CYS
3	BH	80	CYS
3	CI	80	CYS
3	DE	61	ASN
3	FK	80	CYS
3	JB	80	CYS
3	JE	80	CYS
3	JK	80	CYS
3	LG	80	CYS
3	MK	80	CYS
3	NI	80	CYS
3	BN	80	CYS
3	CC	80	CYS
3	DA	80	CYS
3	DG	80	CYS
3	EB	80	CYS
3	FC	80	CYS
3	FF	80	CYS
3	HC	80	CYS
3	HI	80	CYS
3	IA	80	CYS
3	ID	80	CYS
3	JH	80	CYS

Continued on next page...

Continued from previous page...

Mol	Chain	Res	Type
3	KF	80	CYS
3	KI	80	CYS
3	KL	80	CYS
3	LA	80	CYS
3	LD	80	CYS
3	MN	80	CYS
3	NC	80	CYS
3	BB	74	CYS
3	GM	109	ARG
3	HL	80	CYS
3	JN	80	CYS
3	KC	80	CYS
3	KH	59	ARG
3	DD	80	CYS
3	DJ	80	CYS
3	DM	80	CYS
3	ME	80	CYS
3	EK	80	CYS
3	GK	80	CYS
3	IA	103	GLU
3	KJ	61	ASN
3	MC	61	ASN

5.3.2 Protein sidechains [i](#)

In the following table, the Percentiles column shows the percent sidechain outliers of the chain as a percentile score with respect to all PDB entries followed by that with respect to all EM entries.

The Analysed column shows the number of residues for which the sidechain conformation was analysed, and the total number of residues.

Mol	Chain	Analysed	Rotameric	Outliers	Percentiles	
2	M	365/366 (100%)	364 (100%)	1 (0%)	92	95
3	B	110/111 (99%)	110 (100%)	0	100	100
3	BA	110/111 (99%)	110 (100%)	0	100	100
3	BB	110/111 (99%)	109 (99%)	1 (1%)	78	87
3	BC	110/111 (99%)	110 (100%)	0	100	100
3	BD	110/111 (99%)	110 (100%)	0	100	100
3	BE	110/111 (99%)	110 (100%)	0	100	100

Continued on next page...

Continued from previous page...

Mol	Chain	Analysed	Rotameric	Outliers	Percentiles	
3	BF	110/111 (99%)	109 (99%)	1 (1%)	78	87
3	BG	110/111 (99%)	110 (100%)	0	100	100
3	BH	110/111 (99%)	110 (100%)	0	100	100
3	BI	110/111 (99%)	110 (100%)	0	100	100
3	BJ	110/111 (99%)	110 (100%)	0	100	100
3	BK	110/111 (99%)	110 (100%)	0	100	100
3	BL	110/111 (99%)	110 (100%)	0	100	100
3	BM	110/111 (99%)	110 (100%)	0	100	100
3	BN	110/111 (99%)	110 (100%)	0	100	100
3	CA	110/111 (99%)	110 (100%)	0	100	100
3	CB	110/111 (99%)	110 (100%)	0	100	100
3	CC	110/111 (99%)	109 (99%)	1 (1%)	78	87
3	CD	110/111 (99%)	110 (100%)	0	100	100
3	CE	110/111 (99%)	110 (100%)	0	100	100
3	CF	110/111 (99%)	110 (100%)	0	100	100
3	CG	110/111 (99%)	110 (100%)	0	100	100
3	CH	110/111 (99%)	110 (100%)	0	100	100
3	CI	110/111 (99%)	110 (100%)	0	100	100
3	CJ	110/111 (99%)	109 (99%)	1 (1%)	78	87
3	CK	110/111 (99%)	110 (100%)	0	100	100
3	CL	110/111 (99%)	110 (100%)	0	100	100
3	CM	110/111 (99%)	110 (100%)	0	100	100
3	CN	110/111 (99%)	110 (100%)	0	100	100
3	D	110/111 (99%)	110 (100%)	0	100	100
3	DA	110/111 (99%)	110 (100%)	0	100	100
3	DB	110/111 (99%)	110 (100%)	0	100	100
3	DC	110/111 (99%)	110 (100%)	0	100	100
3	DD	110/111 (99%)	110 (100%)	0	100	100
3	DE	110/111 (99%)	109 (99%)	1 (1%)	78	87
3	DF	110/111 (99%)	110 (100%)	0	100	100
3	DG	110/111 (99%)	110 (100%)	0	100	100

Continued on next page...

Continued from previous page...

Mol	Chain	Analysed	Rotameric	Outliers	Percentiles	
3	DH	110/111 (99%)	110 (100%)	0	100	100
3	DI	110/111 (99%)	110 (100%)	0	100	100
3	DJ	110/111 (99%)	110 (100%)	0	100	100
3	DK	110/111 (99%)	110 (100%)	0	100	100
3	DL	110/111 (99%)	110 (100%)	0	100	100
3	DM	110/111 (99%)	110 (100%)	0	100	100
3	DN	110/111 (99%)	110 (100%)	0	100	100
3	EA	110/111 (99%)	110 (100%)	0	100	100
3	EB	110/111 (99%)	110 (100%)	0	100	100
3	EC	110/111 (99%)	110 (100%)	0	100	100
3	ED	110/111 (99%)	110 (100%)	0	100	100
3	EE	110/111 (99%)	110 (100%)	0	100	100
3	EF	110/111 (99%)	110 (100%)	0	100	100
3	EG	110/111 (99%)	110 (100%)	0	100	100
3	EH	110/111 (99%)	109 (99%)	1 (1%)	78	87
3	EI	110/111 (99%)	110 (100%)	0	100	100
3	EJ	110/111 (99%)	109 (99%)	1 (1%)	78	87
3	EK	110/111 (99%)	110 (100%)	0	100	100
3	EL	110/111 (99%)	110 (100%)	0	100	100
3	EM	110/111 (99%)	110 (100%)	0	100	100
3	EN	110/111 (99%)	110 (100%)	0	100	100
3	FA	110/111 (99%)	110 (100%)	0	100	100
3	FB	110/111 (99%)	110 (100%)	0	100	100
3	FC	110/111 (99%)	110 (100%)	0	100	100
3	FD	102/111 (92%)	102 (100%)	0	100	100
3	FE	110/111 (99%)	110 (100%)	0	100	100
3	FF	110/111 (99%)	110 (100%)	0	100	100
3	FG	110/111 (99%)	110 (100%)	0	100	100
3	FH	110/111 (99%)	110 (100%)	0	100	100
3	FI	110/111 (99%)	110 (100%)	0	100	100
3	FJ	110/111 (99%)	110 (100%)	0	100	100

Continued on next page...

Continued from previous page...

Mol	Chain	Analysed	Rotameric	Outliers	Percentiles	
3	FK	110/111 (99%)	110 (100%)	0	100	100
3	FL	110/111 (99%)	110 (100%)	0	100	100
3	FM	110/111 (99%)	109 (99%)	1 (1%)	78	87
3	FN	110/111 (99%)	110 (100%)	0	100	100
3	GA	110/111 (99%)	110 (100%)	0	100	100
3	GB	104/111 (94%)	104 (100%)	0	100	100
3	GC	110/111 (99%)	110 (100%)	0	100	100
3	GD	110/111 (99%)	110 (100%)	0	100	100
3	GE	110/111 (99%)	110 (100%)	0	100	100
3	GF	110/111 (99%)	110 (100%)	0	100	100
3	GG	110/111 (99%)	109 (99%)	1 (1%)	78	87
3	GH	110/111 (99%)	110 (100%)	0	100	100
3	GI	110/111 (99%)	110 (100%)	0	100	100
3	GJ	110/111 (99%)	110 (100%)	0	100	100
3	GK	110/111 (99%)	109 (99%)	1 (1%)	78	87
3	GL	110/111 (99%)	110 (100%)	0	100	100
3	GM	110/111 (99%)	110 (100%)	0	100	100
3	GN	110/111 (99%)	110 (100%)	0	100	100
3	HA	110/111 (99%)	109 (99%)	1 (1%)	78	87
3	HB	110/111 (99%)	110 (100%)	0	100	100
3	HC	110/111 (99%)	110 (100%)	0	100	100
3	HD	110/111 (99%)	110 (100%)	0	100	100
3	HE	110/111 (99%)	110 (100%)	0	100	100
3	HF	110/111 (99%)	110 (100%)	0	100	100
3	HG	110/111 (99%)	110 (100%)	0	100	100
3	HH	110/111 (99%)	110 (100%)	0	100	100
3	HI	110/111 (99%)	110 (100%)	0	100	100
3	HJ	110/111 (99%)	110 (100%)	0	100	100
3	HK	110/111 (99%)	110 (100%)	0	100	100
3	HL	110/111 (99%)	110 (100%)	0	100	100
3	HM	110/111 (99%)	110 (100%)	0	100	100

Continued on next page...

Continued from previous page...

Mol	Chain	Analysed	Rotameric	Outliers	Percentiles	
3	HN	110/111 (99%)	110 (100%)	0	100	100
3	IA	110/111 (99%)	110 (100%)	0	100	100
3	IB	110/111 (99%)	110 (100%)	0	100	100
3	IC	110/111 (99%)	109 (99%)	1 (1%)	78	87
3	ID	110/111 (99%)	110 (100%)	0	100	100
3	IE	110/111 (99%)	110 (100%)	0	100	100
3	IF	110/111 (99%)	110 (100%)	0	100	100
3	IG	110/111 (99%)	110 (100%)	0	100	100
3	IH	110/111 (99%)	110 (100%)	0	100	100
3	II	110/111 (99%)	110 (100%)	0	100	100
3	IJ	110/111 (99%)	110 (100%)	0	100	100
3	IK	110/111 (99%)	110 (100%)	0	100	100
3	IL	110/111 (99%)	110 (100%)	0	100	100
3	IM	110/111 (99%)	110 (100%)	0	100	100
3	IN	110/111 (99%)	110 (100%)	0	100	100
3	JA	110/111 (99%)	110 (100%)	0	100	100
3	JB	110/111 (99%)	110 (100%)	0	100	100
3	JC	110/111 (99%)	110 (100%)	0	100	100
3	JD	110/111 (99%)	110 (100%)	0	100	100
3	JE	110/111 (99%)	110 (100%)	0	100	100
3	JF	110/111 (99%)	110 (100%)	0	100	100
3	JG	110/111 (99%)	110 (100%)	0	100	100
3	JH	110/111 (99%)	110 (100%)	0	100	100
3	JI	110/111 (99%)	110 (100%)	0	100	100
3	JJ	110/111 (99%)	110 (100%)	0	100	100
3	JK	110/111 (99%)	110 (100%)	0	100	100
3	JL	110/111 (99%)	110 (100%)	0	100	100
3	JM	110/111 (99%)	110 (100%)	0	100	100
3	JN	110/111 (99%)	109 (99%)	1 (1%)	78	87
3	KA	110/111 (99%)	110 (100%)	0	100	100
3	KB	110/111 (99%)	109 (99%)	1 (1%)	78	87

Continued on next page...

Continued from previous page...

Mol	Chain	Analysed	Rotameric	Outliers	Percentiles	
3	KC	110/111 (99%)	110 (100%)	0	100	100
3	KD	110/111 (99%)	110 (100%)	0	100	100
3	KE	110/111 (99%)	110 (100%)	0	100	100
3	KF	110/111 (99%)	110 (100%)	0	100	100
3	KG	110/111 (99%)	110 (100%)	0	100	100
3	KH	110/111 (99%)	110 (100%)	0	100	100
3	KI	110/111 (99%)	110 (100%)	0	100	100
3	KJ	110/111 (99%)	110 (100%)	0	100	100
3	KK	110/111 (99%)	109 (99%)	1 (1%)	78	87
3	KL	110/111 (99%)	110 (100%)	0	100	100
3	KM	110/111 (99%)	110 (100%)	0	100	100
3	KN	110/111 (99%)	110 (100%)	0	100	100
3	LA	110/111 (99%)	110 (100%)	0	100	100
3	LB	110/111 (99%)	110 (100%)	0	100	100
3	LC	110/111 (99%)	110 (100%)	0	100	100
3	LD	110/111 (99%)	110 (100%)	0	100	100
3	LE	110/111 (99%)	110 (100%)	0	100	100
3	LF	110/111 (99%)	110 (100%)	0	100	100
3	LG	110/111 (99%)	110 (100%)	0	100	100
3	LH	110/111 (99%)	110 (100%)	0	100	100
3	LI	110/111 (99%)	110 (100%)	0	100	100
3	LJ	110/111 (99%)	110 (100%)	0	100	100
3	LK	110/111 (99%)	110 (100%)	0	100	100
3	LL	110/111 (99%)	110 (100%)	0	100	100
3	LM	110/111 (99%)	110 (100%)	0	100	100
3	LN	110/111 (99%)	110 (100%)	0	100	100
3	MA	110/111 (99%)	110 (100%)	0	100	100
3	MB	110/111 (99%)	110 (100%)	0	100	100
3	MC	110/111 (99%)	110 (100%)	0	100	100
3	MD	110/111 (99%)	110 (100%)	0	100	100
3	ME	110/111 (99%)	110 (100%)	0	100	100

Continued on next page...

Continued from previous page...

Mol	Chain	Analysed	Rotameric	Outliers	Percentiles	
3	MF	110/111 (99%)	110 (100%)	0	100	100
3	MG	110/111 (99%)	109 (99%)	1 (1%)	78	87
3	MH	110/111 (99%)	110 (100%)	0	100	100
3	MI	110/111 (99%)	110 (100%)	0	100	100
3	MJ	110/111 (99%)	108 (98%)	2 (2%)	59	77
3	MK	110/111 (99%)	110 (100%)	0	100	100
3	ML	110/111 (99%)	110 (100%)	0	100	100
3	MM	110/111 (99%)	110 (100%)	0	100	100
3	MN	110/111 (99%)	110 (100%)	0	100	100
3	NA	110/111 (99%)	110 (100%)	0	100	100
3	NB	110/111 (99%)	110 (100%)	0	100	100
3	NC	110/111 (99%)	110 (100%)	0	100	100
3	ND	110/111 (99%)	110 (100%)	0	100	100
3	NE	110/111 (99%)	110 (100%)	0	100	100
3	NF	110/111 (99%)	109 (99%)	1 (1%)	78	87
3	NG	110/111 (99%)	110 (100%)	0	100	100
3	NH	110/111 (99%)	110 (100%)	0	100	100
3	NI	110/111 (99%)	110 (100%)	0	100	100
3	NJ	110/111 (99%)	110 (100%)	0	100	100
All	All	20151/20346 (99%)	20131 (100%)	20 (0%)	93	96

All (20) residues with a non-rotameric sidechain are listed below:

Mol	Chain	Res	Type
2	M	366	ARG
3	BB	109	ARG
3	BF	47	ARG
3	CC	57	ARG
3	CJ	69	GLN
3	DE	47	ARG
3	EH	47	ARG
3	EJ	58	ASN
3	FM	63	LYS
3	GG	59	ARG
3	GK	57	ARG

Continued on next page...

Continued from previous page...

Mol	Chain	Res	Type
3	HA	87	GLN
3	IC	57	ARG
3	JN	47	ARG
3	KB	57	ARG
3	KK	59	ARG
3	MG	57	ARG
3	MJ	47	ARG
3	MJ	60	LYS
3	NF	109	ARG

Sometimes sidechains can be flipped to improve hydrogen bonding and reduce clashes. All (119) such sidechains are listed below:

Mol	Chain	Res	Type
2	M	308	HIS
3	D	54	GLN
3	BC	129	ASN
3	BF	69	GLN
3	BG	98	GLN
3	BI	61	ASN
3	BI	70	ASN
3	BJ	69	GLN
3	BL	77	ASN
3	BL	129	ASN
3	BM	87	GLN
3	BN	54	GLN
3	BN	87	GLN
3	CA	98	GLN
3	CC	70	ASN
3	CD	61	ASN
3	CE	87	GLN
3	CH	65	GLN
3	CK	69	GLN
3	CL	87	GLN
3	CN	98	GLN
3	DB	30	ASN
3	DE	61	ASN
3	DG	54	GLN
3	DH	30	ASN
3	DI	69	GLN
3	DJ	58	ASN
3	DJ	87	GLN
3	DL	69	GLN

Continued on next page...

Continued from previous page...

Mol	Chain	Res	Type
3	DL	87	GLN
3	DM	77	ASN
3	DM	98	GLN
3	EA	98	GLN
3	EB	98	GLN
3	ED	127	GLN
3	EE	37	GLN
3	EE	61	ASN
3	EF	127	GLN
3	EN	65	GLN
3	EN	98	GLN
3	FA	77	ASN
3	FA	129	ASN
3	FF	65	GLN
3	FF	69	GLN
3	FG	61	ASN
3	FK	87	GLN
3	FL	61	ASN
3	FM	98	GLN
3	GB	98	GLN
3	GC	127	GLN
3	GE	87	GLN
3	GG	61	ASN
3	GG	87	GLN
3	GI	58	ASN
3	GI	69	GLN
3	GI	87	GLN
3	GL	98	GLN
3	HE	58	ASN
3	HE	98	GLN
3	HF	69	GLN
3	HF	87	GLN
3	HI	69	GLN
3	HI	98	GLN
3	HK	69	GLN
3	HL	61	ASN
3	HN	54	GLN
3	HN	87	GLN
3	IC	87	GLN
3	IE	87	GLN
3	IF	87	GLN
3	IH	87	GLN

Continued on next page...

Continued from previous page...

Mol	Chain	Res	Type
3	IJ	69	GLN
3	JB	77	ASN
3	JC	30	ASN
3	JD	69	GLN
3	JG	61	ASN
3	JG	87	GLN
3	JH	54	GLN
3	JM	22	ASN
3	KC	61	ASN
3	KC	98	GLN
3	KF	77	ASN
3	KF	98	GLN
3	KH	65	GLN
3	KI	61	ASN
3	KI	65	GLN
3	KK	69	GLN
3	KK	129	ASN
3	KM	22	ASN
3	KM	127	GLN
3	KN	69	GLN
3	LB	98	GLN
3	LD	69	GLN
3	LE	65	GLN
3	LF	129	ASN
3	LH	87	GLN
3	LI	69	GLN
3	LI	87	GLN
3	LJ	69	GLN
3	LK	87	GLN
3	LM	54	GLN
3	MB	70	ASN
3	MB	87	GLN
3	MC	22	ASN
3	MD	30	ASN
3	ML	87	GLN
3	MM	87	GLN
3	MM	98	GLN
3	MM	129	ASN
3	MN	69	GLN
3	NA	30	ASN
3	NB	98	GLN
3	ND	129	ASN

Continued on next page...

Continued from previous page...

Mol	Chain	Res	Type
3	NE	37	GLN
3	NE	98	GLN
3	NG	77	ASN
3	NI	61	ASN
3	NI	87	GLN
3	NJ	70	ASN

5.3.3 RNA [i](#)

Mol	Chain	Analysed	Backbone Outliers	Pucker Outliers
1	A	4216/4217 (99%)	868 (20%)	83 (1%)

All (868) RNA backbone outliers are listed below:

Mol	Chain	Res	Type
1	A	4	G
1	A	10	C
1	A	11	U
1	A	12	U
1	A	29	A
1	A	39	U
1	A	42	A
1	A	61	A
1	A	66	U
1	A	67	A
1	A	79	G
1	A	81	U
1	A	96	C
1	A	97	G
1	A	98	A
1	A	99	U
1	A	102	U
1	A	104	A
1	A	107	U
1	A	112	A
1	A	113	A
1	A	127	C
1	A	134	U
1	A	136	C
1	A	145	U
1	A	152	A

Continued on next page...

Continued from previous page...

Mol	Chain	Res	Type
1	A	153	A
1	A	162	C
1	A	179	C
1	A	180	A
1	A	187	G
1	A	191	G
1	A	197	U
1	A	200	A
1	A	201	C
1	A	214	G
1	A	216	U
1	A	222	A
1	A	226	A
1	A	227	A
1	A	238	C
1	A	240	C
1	A	241	C
1	A	246	A
1	A	247	A
1	A	252	C
1	A	253	A
1	A	254	C
1	A	260	A
1	A	265	G
1	A	271	G
1	A	273	U
1	A	285	U
1	A	286	U
1	A	292	C
1	A	293	U
1	A	296	G
1	A	306	A
1	A	309	C
1	A	317	A
1	A	318	U
1	A	328	G
1	A	333	A
1	A	345	G
1	A	352	C
1	A	359	A
1	A	361	U
1	A	368	U

Continued on next page...

Continued from previous page...

Mol	Chain	Res	Type
1	A	369	C
1	A	370	G
1	A	377	G
1	A	391	C
1	A	392	U
1	A	393	U
1	A	394	G
1	A	399	U
1	A	401	A
1	A	402	U
1	A	414	U
1	A	428	C
1	A	434	A
1	A	435	G
1	A	436	U
1	A	437	U
1	A	443	U
1	A	444	U
1	A	445	U
1	A	459	U
1	A	464	G
1	A	465	U
1	A	486	G
1	A	496	A
1	A	498	G
1	A	499	U
1	A	501	U
1	A	514	G
1	A	522	G
1	A	527	A
1	A	534	A
1	A	536	A
1	A	537	A
1	A	550	U
1	A	552	A
1	A	553	C
1	A	564	G
1	A	570	G
1	A	620	U
1	A	624	G
1	A	627	C
1	A	628	U

Continued on next page...

Continued from previous page...

Mol	Chain	Res	Type
1	A	632	A
1	A	633	U
1	A	634	A
1	A	636	U
1	A	643	U
1	A	650	C
1	A	651	G
1	A	655	A
1	A	683	G
1	A	688	G
1	A	707	A
1	A	709	G
1	A	714	C
1	A	716	G
1	A	718	G
1	A	733	U
1	A	737	A
1	A	739	A
1	A	740	A
1	A	745	C
1	A	752	A
1	A	762	C
1	A	774	U
1	A	792	G
1	A	817	C
1	A	836	A
1	A	837	C
1	A	847	A
1	A	852	G
1	A	853	G
1	A	861	A
1	A	862	C
1	A	863	U
1	A	864	C
1	A	869	G
1	A	870	C
1	A	871	C
1	A	874	C
1	A	875	A
1	A	896	C
1	A	897	U
1	A	898	A

Continued on next page...

Continued from previous page...

Mol	Chain	Res	Type
1	A	899	A
1	A	947	C
1	A	953	G
1	A	957	G
1	A	958	G
1	A	959	A
1	A	962	U
1	A	964	G
1	A	968	C
1	A	970	G
1	A	993	U
1	A	994	G
1	A	995	C
1	A	1010	C
1	A	1011	C
1	A	1021	G
1	A	1032	G
1	A	1034	U
1	A	1035	C
1	A	1044	U
1	A	1047	U
1	A	1051	A
1	A	1052	U
1	A	1055	U
1	A	1078	C
1	A	1079	A
1	A	1081	A
1	A	1088	A
1	A	1089	U
1	A	1102	U
1	A	1103	U
1	A	1105	G
1	A	1106	A
1	A	1107	C
1	A	1122	G
1	A	1127	A
1	A	1130	C
1	A	1138	A
1	A	1149	A
1	A	1152	A
1	A	1162	C
1	A	1168	A

Continued on next page...

Continued from previous page...

Mol	Chain	Res	Type
1	A	1172	U
1	A	1221	G
1	A	1225	A
1	A	1227	U
1	A	1228	C
1	A	1231	C
1	A	1232	C
1	A	1233	G
1	A	1235	U
1	A	1239	U
1	A	1241	C
1	A	1242	A
1	A	1243	C
1	A	1246	G
1	A	1247	A
1	A	1252	G
1	A	1253	A
1	A	1254	U
1	A	1257	C
1	A	1260	C
1	A	1262	U
1	A	1263	U
1	A	1271	U
1	A	1272	U
1	A	1273	A
1	A	1274	A
1	A	1275	A
1	A	1276	C
1	A	1282	C
1	A	1286	A
1	A	1294	U
1	A	1297	U
1	A	1301	U
1	A	1302	A
1	A	1305	C
1	A	1306	C
1	A	1307	A
1	A	1312	G
1	A	1313	U
1	A	1314	A
1	A	1315	A
1	A	1318	C

Continued on next page...

Continued from previous page...

Mol	Chain	Res	Type
1	A	1319	G
1	A	1322	G
1	A	1323	A
1	A	1324	A
1	A	1325	A
1	A	1326	C
1	A	1327	U
1	A	1334	C
1	A	1335	A
1	A	1345	U
1	A	1355	A
1	A	1357	A
1	A	1368	U
1	A	1369	U
1	A	1370	A
1	A	1372	G
1	A	1378	U
1	A	1380	G
1	A	1394	A
1	A	1395	C
1	A	1396	A
1	A	1397	A
1	A	1400	U
1	A	1406	C
1	A	1412	U
1	A	1421	G
1	A	1424	A
1	A	1425	A
1	A	1426	A
1	A	1434	A
1	A	1435	A
1	A	1440	G
1	A	1444	C
1	A	1445	C
1	A	1453	C
1	A	1454	A
1	A	1456	A
1	A	1463	U
1	A	1476	C
1	A	1485	C
1	A	1490	U
1	A	1496	U

Continued on next page...

Continued from previous page...

Mol	Chain	Res	Type
1	A	1497	U
1	A	1498	C
1	A	1499	G
1	A	1505	U
1	A	1508	G
1	A	1509	C
1	A	1518	A
1	A	1519	A
1	A	1521	C
1	A	1524	A
1	A	1525	A
1	A	1526	G
1	A	1534	A
1	A	1535	G
1	A	1538	C
1	A	1539	C
1	A	1544	U
1	A	1545	A
1	A	1555	A
1	A	1560	A
1	A	1569	A
1	A	1580	U
1	A	1585	G
1	A	1586	U
1	A	1594	C
1	A	1596	G
1	A	1599	A
1	A	1606	A
1	A	1616	U
1	A	1617	G
1	A	1618	A
1	A	1620	G
1	A	1627	U
1	A	1649	C
1	A	1651	A
1	A	1653	G
1	A	1672	G
1	A	1675	C
1	A	1681	U
1	A	1683	G
1	A	1684	C
1	A	1685	U

Continued on next page...

Continued from previous page...

Mol	Chain	Res	Type
1	A	1686	G
1	A	1692	C
1	A	1694	C
1	A	1701	C
1	A	1708	U
1	A	1709	G
1	A	1710	A
1	A	1717	C
1	A	1729	U
1	A	1736	A
1	A	1743	U
1	A	1750	U
1	A	1755	A
1	A	1756	U
1	A	1757	U
1	A	1775	G
1	A	1778	A
1	A	1779	A
1	A	1780	A
1	A	1781	A
1	A	1793	U
1	A	1799	G
1	A	1804	C
1	A	1805	A
1	A	1807	C
1	A	1809	A
1	A	1823	A
1	A	1827	A
1	A	1828	C
1	A	1829	A
1	A	1832	U
1	A	1833	A
1	A	1835	G
1	A	1836	U
1	A	1838	U
1	A	1849	U
1	A	1854	A
1	A	1856	U
1	A	1863	C
1	A	1873	U
1	A	1874	U
1	A	1876	A

Continued on next page...

Continued from previous page...

Mol	Chain	Res	Type
1	A	1887	A
1	A	1894	A
1	A	1896	C
1	A	1900	C
1	A	1906	C
1	A	1908	A
1	A	1910	C
1	A	1911	U
1	A	1914	A
1	A	1915	A
1	A	1916	U
1	A	1920	G
1	A	1921	U
1	A	1922	U
1	A	1923	G
1	A	1926	C
1	A	1938	G
1	A	1945	A
1	A	1946	U
1	A	1954	U
1	A	1961	U
1	A	1962	C
1	A	1963	U
1	A	1966	U
1	A	1967	G
1	A	1982	G
1	A	2006	U
1	A	2009	U
1	A	2013	A
1	A	2019	C
1	A	2022	G
1	A	2034	A
1	A	2035	A
1	A	2039	U
1	A	2040	U
1	A	2041	A
1	A	2043	A
1	A	2044	U
1	A	2046	G
1	A	2047	A
1	A	2048	C
1	A	2049	C

Continued on next page...

Continued from previous page...

Mol	Chain	Res	Type
1	A	2050	U
1	A	2052	G
1	A	2053	A
1	A	2055	G
1	A	2063	U
1	A	2064	C
1	A	2065	U
1	A	2078	G
1	A	2081	U
1	A	2082	A
1	A	2103	A
1	A	2106	C
1	A	2116	A
1	A	2117	G
1	A	2123	U
1	A	2124	G
1	A	2139	A
1	A	2140	U
1	A	2141	U
1	A	2151	A
1	A	2155	A
1	A	2156	U
1	A	2162	G
1	A	2163	U
1	A	2172	G
1	A	2173	C
1	A	2186	U
1	A	2193	A
1	A	2195	U
1	A	2200	C
1	A	2210	C
1	A	2225	U
1	A	2240	U
1	A	2242	C
1	A	2243	A
1	A	2247	A
1	A	2248	G
1	A	2249	C
1	A	2250	G
1	A	2265	U
1	A	2272	U
1	A	2278	A

Continued on next page...

Continued from previous page...

Mol	Chain	Res	Type
1	A	2283	G
1	A	2287	A
1	A	2292	A
1	A	2296	G
1	A	2297	U
1	A	2303	U
1	A	2304	C
1	A	2305	A
1	A	2310	G
1	A	2316	G
1	A	2320	U
1	A	2322	C
1	A	2326	G
1	A	2328	G
1	A	2333	G
1	A	2335	A
1	A	2336	A
1	A	2338	U
1	A	2339	A
1	A	2347	A
1	A	2352	A
1	A	2355	U
1	A	2356	C
1	A	2357	U
1	A	2358	A
1	A	2360	G
1	A	2368	C
1	A	2369	U
1	A	2378	C
1	A	2380	C
1	A	2381	U
1	A	2383	U
1	A	2385	A
1	A	2389	C
1	A	2392	A
1	A	2393	A
1	A	2394	U
1	A	2396	G
1	A	2398	G
1	A	2401	G
1	A	2403	G
1	A	2405	C

Continued on next page...

Continued from previous page...

Mol	Chain	Res	Type
1	A	2412	A
1	A	2413	C
1	A	2417	A
1	A	2418	A
1	A	2419	U
1	A	2420	U
1	A	2427	G
1	A	2435	C
1	A	2438	C
1	A	2439	G
1	A	2444	U
1	A	2445	U
1	A	2451	G
1	A	2458	A
1	A	2463	C
1	A	2470	C
1	A	2471	C
1	A	2472	U
1	A	2473	A
1	A	2475	G
1	A	2490	A
1	A	2491	A
1	A	2493	U
1	A	2508	A
1	A	2515	U
1	A	2533	G
1	A	2538	C
1	A	2543	U
1	A	2544	G
1	A	2550	A
1	A	2554	U
1	A	2557	A
1	A	2558	U
1	A	2559	U
1	A	2569	C
1	A	2575	U
1	A	2585	G
1	A	2587	A
1	A	2602	U
1	A	2603	A
1	A	2604	G
1	A	2606	U

Continued on next page...

Continued from previous page...

Mol	Chain	Res	Type
1	A	2607	A
1	A	2608	U
1	A	2609	U
1	A	2611	A
1	A	2617	A
1	A	2618	A
1	A	2628	U
1	A	2629	G
1	A	2634	A
1	A	2635	A
1	A	2636	G
1	A	2637	U
1	A	2650	A
1	A	2652	G
1	A	2656	A
1	A	2657	A
1	A	2658	U
1	A	2659	G
1	A	2663	U
1	A	2664	U
1	A	2665	U
1	A	2666	A
1	A	2669	G
1	A	2674	C
1	A	2680	U
1	A	2684	U
1	A	2685	A
1	A	2686	G
1	A	2690	U
1	A	2696	C
1	A	2705	U
1	A	2708	C
1	A	2709	A
1	A	2712	U
1	A	2728	C
1	A	2735	A
1	A	2748	A
1	A	2754	A
1	A	2760	A
1	A	2764	U
1	A	2766	A
1	A	2767	U

Continued on next page...

Continued from previous page...

Mol	Chain	Res	Type
1	A	2768	A
1	A	2777	U
1	A	2787	G
1	A	2788	A
1	A	2794	U
1	A	2810	A
1	A	2815	C
1	A	2816	U
1	A	2826	A
1	A	2835	A
1	A	2836	A
1	A	2839	A
1	A	2842	G
1	A	2843	U
1	A	2856	C
1	A	2857	C
1	A	2860	C
1	A	2865	A
1	A	2877	C
1	A	2878	C
1	A	2896	G
1	A	2901	U
1	A	2909	U
1	A	2913	U
1	A	2915	A
1	A	2920	U
1	A	2922	A
1	A	2924	A
1	A	2925	G
1	A	2928	U
1	A	2929	C
1	A	2930	U
1	A	2931	A
1	A	2934	C
1	A	2935	A
1	A	2940	G
1	A	2950	U
1	A	2951	U
1	A	2958	A
1	A	2960	U
1	A	2966	U
1	A	2973	A

Continued on next page...

Continued from previous page...

Mol	Chain	Res	Type
1	A	2975	A
1	A	2976	G
1	A	2977	C
1	A	2978	A
1	A	2989	C
1	A	2990	U
1	A	2998	G
1	A	3001	A
1	A	3003	A
1	A	3012	U
1	A	3026	A
1	A	3027	C
1	A	3038	U
1	A	3039	A
1	A	3040	U
1	A	3041	G
1	A	3068	U
1	A	3078	C
1	A	3079	G
1	A	3082	U
1	A	3083	G
1	A	3094	G
1	A	3108	G
1	A	3120	A
1	A	3128	C
1	A	3150	A
1	A	3156	A
1	A	3158	C
1	A	3159	U
1	A	3170	U
1	A	3194	U
1	A	3195	A
1	A	3198	U
1	A	3208	U
1	A	3216	C
1	A	3217	U
1	A	3235	G
1	A	3242	G
1	A	3243	G
1	A	3244	U
1	A	3245	U
1	A	3250	U

Continued on next page...

Continued from previous page...

Mol	Chain	Res	Type
1	A	3255	C
1	A	3259	G
1	A	3260	A
1	A	3268	A
1	A	3269	G
1	A	3274	G
1	A	3278	G
1	A	3287	U
1	A	3288	A
1	A	3303	G
1	A	3305	G
1	A	3307	A
1	A	3308	G
1	A	3309	A
1	A	3312	U
1	A	3319	U
1	A	3320	G
1	A	3335	A
1	A	3337	U
1	A	3338	C
1	A	3341	G
1	A	3343	U
1	A	3345	G
1	A	3349	C
1	A	3356	U
1	A	3357	U
1	A	3367	U
1	A	3369	G
1	A	3374	U
1	A	3378	G
1	A	3380	U
1	A	3381	U
1	A	3382	G
1	A	3387	A
1	A	3388	U
1	A	3409	A
1	A	3410	G
1	A	3411	G
1	A	3412	U
1	A	3419	U
1	A	3425	A
1	A	3426	G

Continued on next page...

Continued from previous page...

Mol	Chain	Res	Type
1	A	3437	U
1	A	3438	U
1	A	3458	U
1	A	3476	U
1	A	3477	A
1	A	3479	G
1	A	3480	U
1	A	3491	U
1	A	3493	C
1	A	3507	A
1	A	3513	U
1	A	3514	U
1	A	3526	C
1	A	3534	G
1	A	3535	A
1	A	3536	G
1	A	3538	C
1	A	3539	G
1	A	3540	U
1	A	3541	G
1	A	3544	G
1	A	3546	A
1	A	3547	A
1	A	3548	G
1	A	3554	C
1	A	3555	U
1	A	3556	A
1	A	3557	U
1	A	3558	U
1	A	3576	C
1	A	3581	U
1	A	3582	U
1	A	3584	C
1	A	3585	A
1	A	3588	C
1	A	3590	U
1	A	3592	A
1	A	3593	C
1	A	3599	A
1	A	3604	G
1	A	3613	A
1	A	3619	U

Continued on next page...

Continued from previous page...

Mol	Chain	Res	Type
1	A	3621	C
1	A	3629	G
1	A	3631	A
1	A	3632	U
1	A	3654	A
1	A	3656	U
1	A	3662	C
1	A	3668	G
1	A	3669	G
1	A	3672	C
1	A	3673	C
1	A	3675	A
1	A	3680	C
1	A	3698	G
1	A	3700	A
1	A	3712	U
1	A	3716	U
1	A	3717	A
1	A	3718	A
1	A	3720	C
1	A	3722	G
1	A	3723	C
1	A	3725	G
1	A	3732	A
1	A	3734	U
1	A	3737	U
1	A	3746	U
1	A	3755	U
1	A	3757	A
1	A	3760	G
1	A	3761	U
1	A	3768	G
1	A	3769	U
1	A	3770	C
1	A	3771	G
1	A	3772	G
1	A	3773	A
1	A	3776	G
1	A	3786	A
1	A	3787	A
1	A	3788	U
1	A	3794	C

Continued on next page...

Continued from previous page...

Mol	Chain	Res	Type
1	A	3795	G
1	A	3798	A
1	A	3799	A
1	A	3801	A
1	A	3808	G
1	A	3809	G
1	A	3810	U
1	A	3815	C
1	A	3821	C
1	A	3822	G
1	A	3826	C
1	A	3834	A
1	A	3841	A
1	A	3844	C
1	A	3845	A
1	A	3863	U
1	A	3878	U
1	A	3880	U
1	A	3915	A
1	A	3916	A
1	A	3923	G
1	A	3926	G
1	A	3929	U
1	A	3931	U
1	A	3933	A
1	A	3934	G
1	A	3935	G
1	A	3940	C
1	A	3945	G
1	A	3949	G
1	A	3951	G
1	A	3955	C
1	A	3972	A
1	A	3987	U
1	A	3992	G
1	A	3994	G
1	A	3995	U
1	A	3998	U
1	A	3999	C
1	A	4005	A
1	A	4008	A
1	A	4014	A

Continued on next page...

Continued from previous page...

Mol	Chain	Res	Type
1	A	4022	C
1	A	4023	G
1	A	4026	A
1	A	4036	U
1	A	4043	U
1	A	4051	G
1	A	4059	C
1	A	4064	U
1	A	4070	A
1	A	4075	A
1	A	4078	G
1	A	4080	G
1	A	4082	C
1	A	4083	U
1	A	4095	A
1	A	4097	G
1	A	4103	G
1	A	4109	A
1	A	4110	C
1	A	4131	G
1	A	4135	C
1	A	4136	A
1	A	4137	A
1	A	4140	U
1	A	4147	U
1	A	4148	A
1	A	4153	U
1	A	4156	A
1	A	4157	U
1	A	4164	U
1	A	4171	U
1	A	4172	A
1	A	4176	U
1	A	4178	A
1	A	4180	G
1	A	4193	A
1	A	4195	C
1	A	4196	U
1	A	4198	C
1	A	4201	U
1	A	4202	G
1	A	4203	C

Continued on next page...

Continued from previous page...

Mol	Chain	Res	Type
1	A	4204	C
1	A	4212	C

All (83) RNA pucker outliers are listed below:

Mol	Chain	Res	Type
1	A	151	G
1	A	213	U
1	A	291	C
1	A	327	A
1	A	376	G
1	A	401	A
1	A	413	U
1	A	443	U
1	A	458	U
1	A	761	G
1	A	860	C
1	A	967	A
1	A	1033	U
1	A	1046	G
1	A	1077	U
1	A	1088	A
1	A	1167	U
1	A	1171	G
1	A	1226	A
1	A	1314	A
1	A	1323	A
1	A	1605	C
1	A	1680	C
1	A	1683	G
1	A	1754	C
1	A	1779	A
1	A	1803	C
1	A	1862	C
1	A	1915	A
1	A	1945	A
1	A	2040	U
1	A	2064	C
1	A	2080	C
1	A	2115	A
1	A	2247	A
1	A	2271	U

Continued on next page...

Continued from previous page...

Mol	Chain	Res	Type
1	A	2335	A
1	A	2377	A
1	A	2411	C
1	A	2437	U
1	A	2438	C
1	A	2444	U
1	A	2470	C
1	A	2489	U
1	A	2492	C
1	A	2634	A
1	A	2656	A
1	A	2673	G
1	A	2685	A
1	A	2689	C
1	A	2711	U
1	A	2734	U
1	A	2765	A
1	A	2787	G
1	A	2835	A
1	A	2923	G
1	A	2934	C
1	A	3011	U
1	A	3107	U
1	A	3169	U
1	A	3216	C
1	A	3306	A
1	A	3340	A
1	A	3373	G
1	A	3418	U
1	A	3555	U
1	A	3557	U
1	A	3667	G
1	A	3711	C
1	A	3724	U
1	A	3768	G
1	A	3798	A
1	A	3821	C
1	A	3825	C
1	A	3862	C
1	A	3934	G
1	A	3944	G
1	A	3954	U

Continued on next page...

Continued from previous page...

Mol	Chain	Res	Type
1	A	3991	G
1	A	3998	U
1	A	4035	A
1	A	4058	C
1	A	4177	U

5.4 Non-standard residues in protein, DNA, RNA chains [i](#)

There are no non-standard protein/DNA/RNA residues in this entry.

5.5 Carbohydrates [i](#)

There are no monosaccharides in this entry.

5.6 Ligand geometry [i](#)

There are no ligands in this entry.

5.7 Other polymers [i](#)

There are no such residues in this entry.

5.8 Polymer linkage issues [i](#)

The following chains have linkage breaks:

Mol	Chain	Number of breaks
3	MF	1

All chain breaks are listed below:

Model	Chain	Residue-1	Atom-1	Residue-2	Atom-2	Distance (Å)
1	MF	21:LEU	C	22:ASN	N	1.17

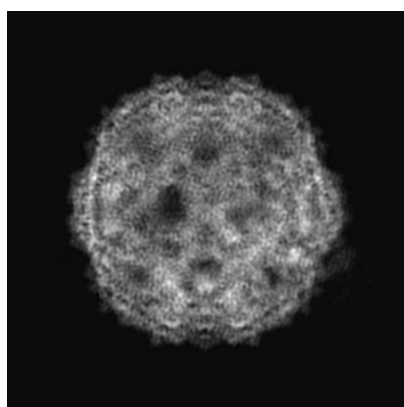
6 Map visualisation [i](#)

This section contains visualisations of the EMDB entry EMD-23336. These allow visual inspection of the internal detail of the map and identification of artifacts.

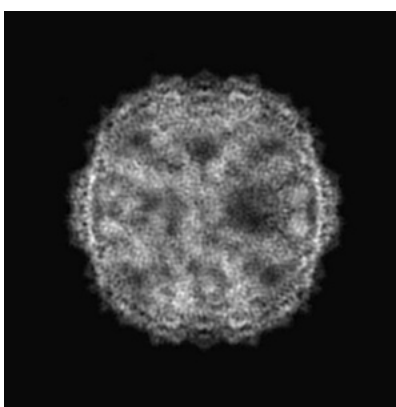
No raw map or half-maps were deposited for this entry and therefore no images, graphs, etc. pertaining to the raw map can be shown.

6.1 Orthogonal projections [i](#)

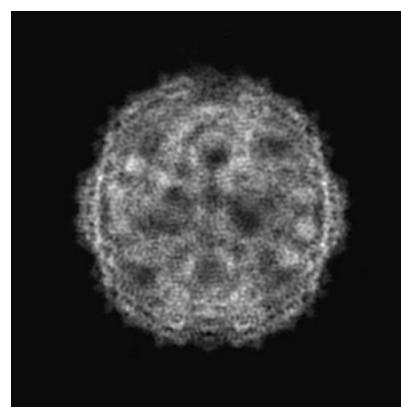
6.1.1 Primary map



X



Y

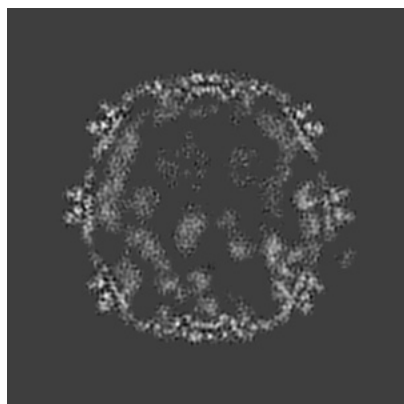


Z

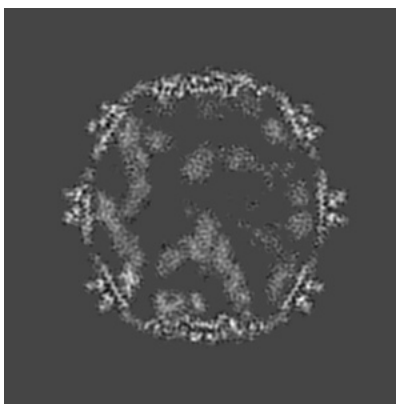
The images above show the map projected in three orthogonal directions.

6.2 Central slices [i](#)


6.2.1 Primary map



X Index: 160



Y Index: 160

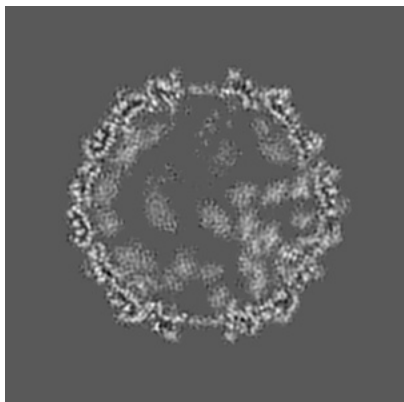


Z Index: 160

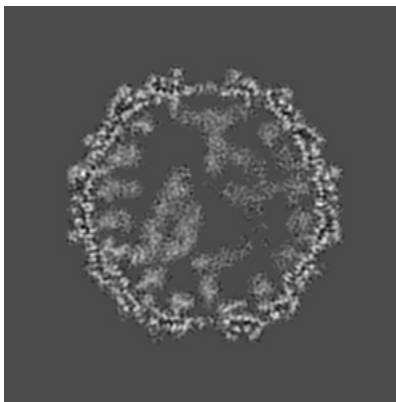
The images above show central slices of the map in three orthogonal directions.

6.3 Largest variance slices [i](#)

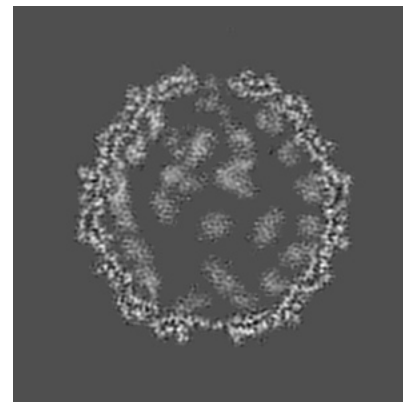
6.3.1 Primary map



X Index: 187



Y Index: 181

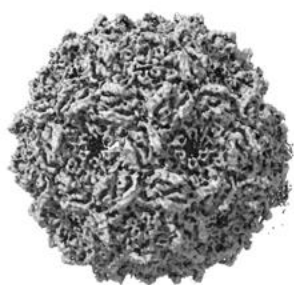


Z Index: 138

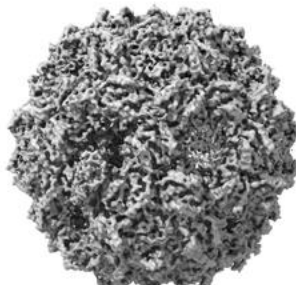
The images above show the largest variance slices of the map in three orthogonal directions.

6.4 Orthogonal surface views [i](#)

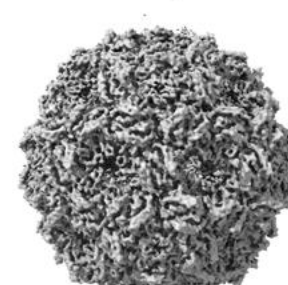
6.4.1 Primary map



X



Y



Z

The images above show the 3D surface view of the map at the recommended contour level 0.018. These images, in conjunction with the slice images, may facilitate assessment of whether an appropriate contour level has been provided.

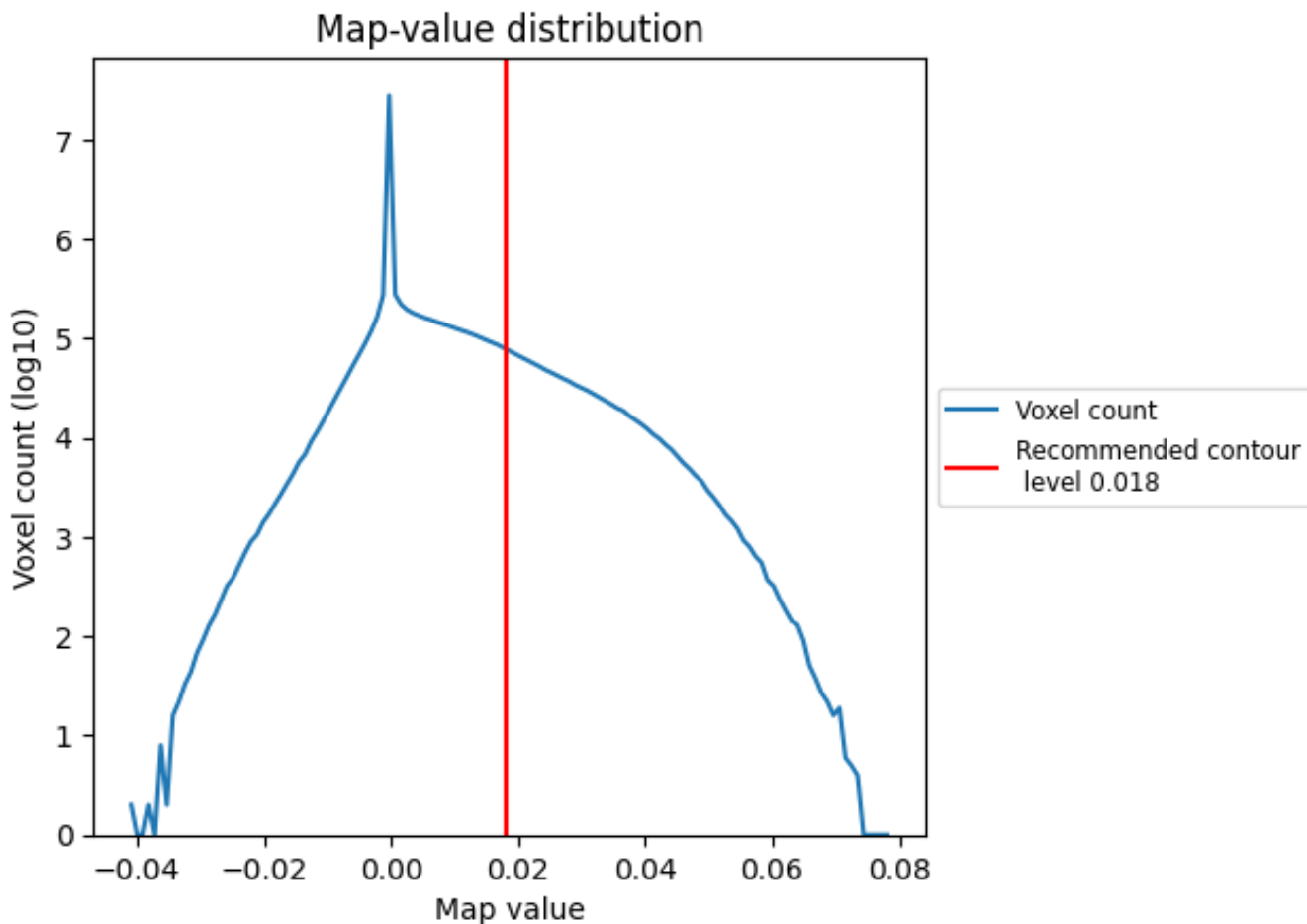
6.5 Mask visualisation

This section was not generated. No masks/segmentation were deposited.

7 Map analysis [i](#)

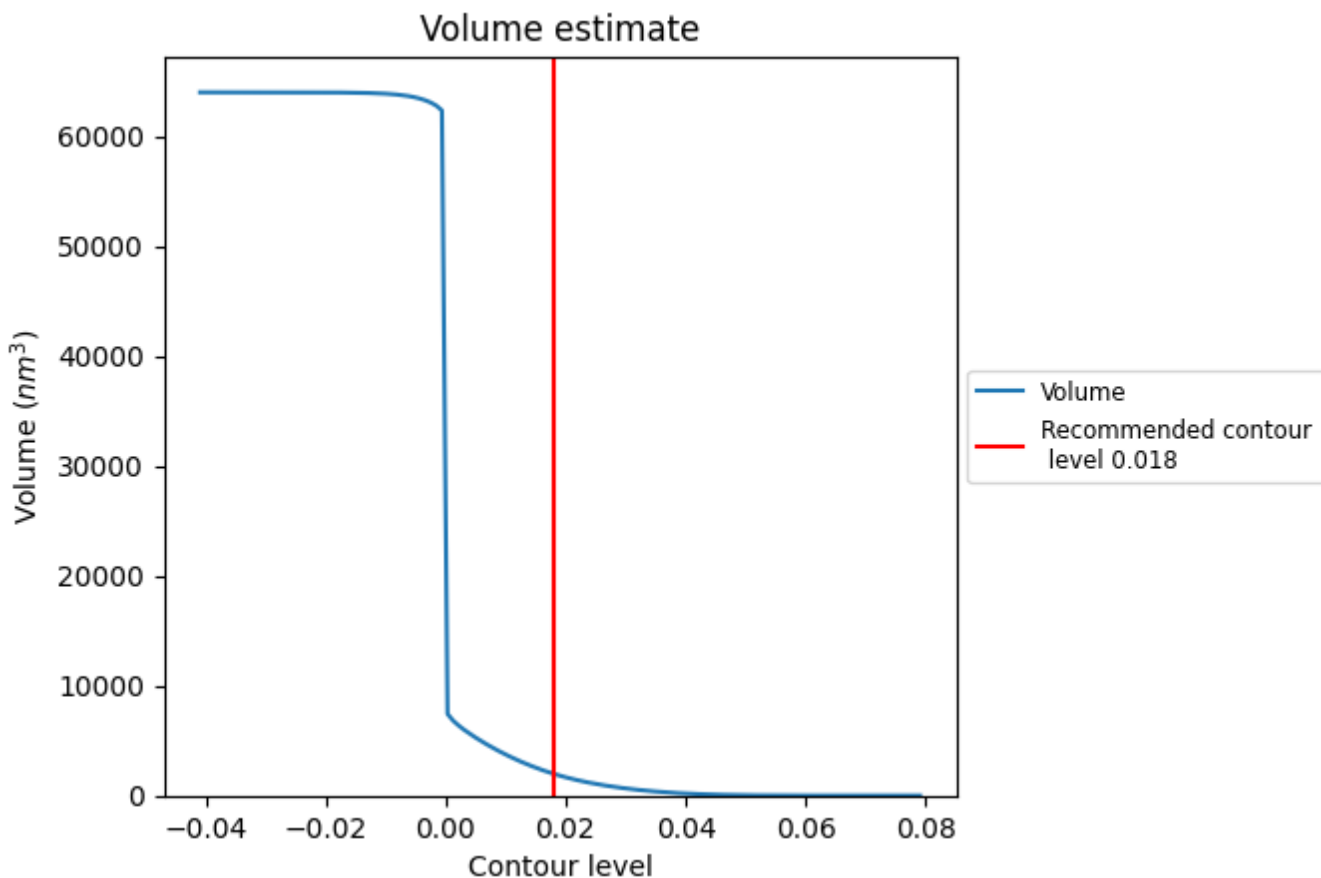
This section contains the results of statistical analysis of the map.

7.1 Map-value distribution [i](#)



The map-value distribution is plotted in 128 intervals along the x-axis. The y-axis is logarithmic. A spike in this graph at zero usually indicates that the volume has been masked.

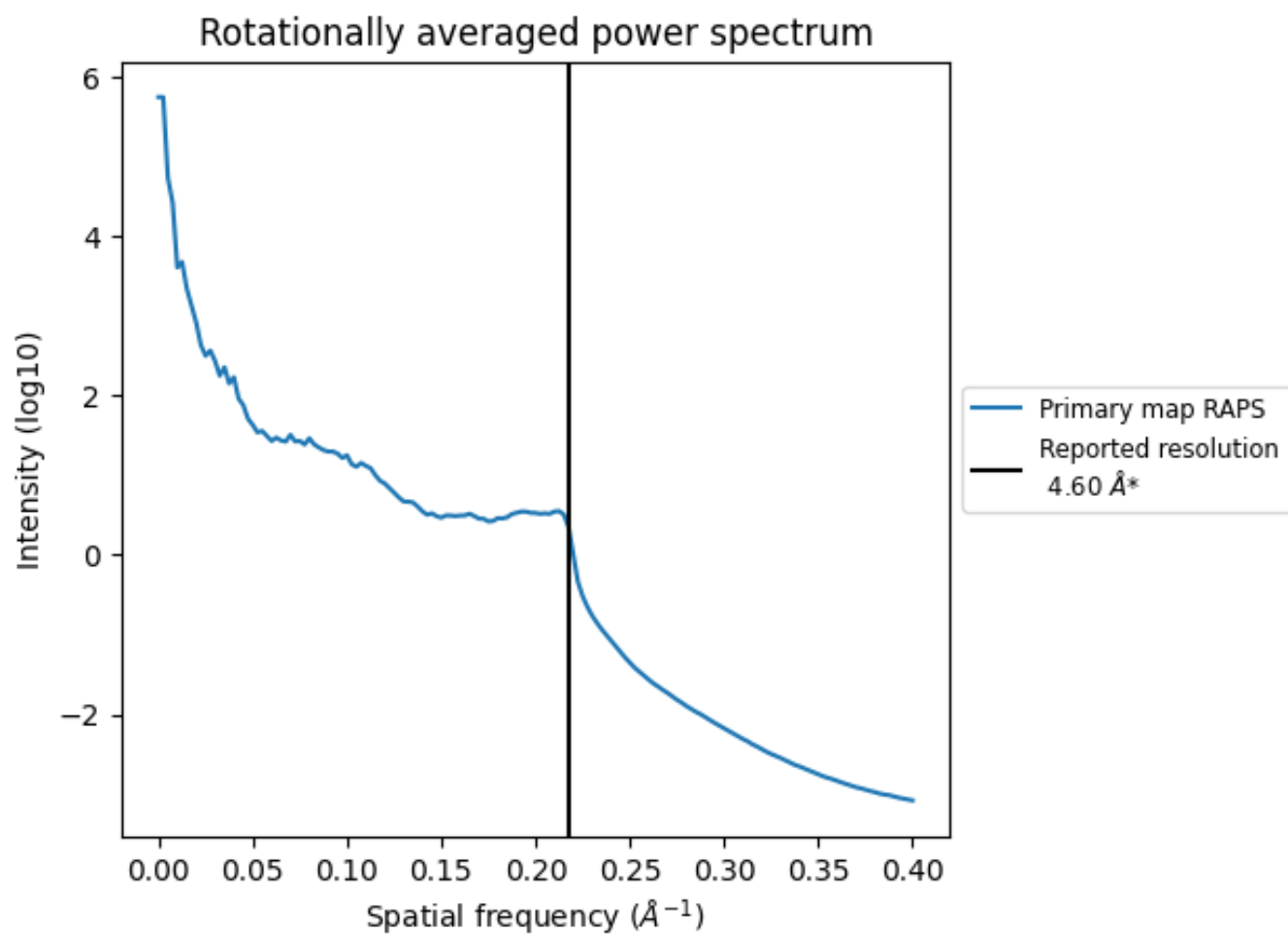
7.2 Volume estimate [\(i\)](#)



The volume at the recommended contour level is 1981 nm^3 ; this corresponds to an approximate mass of 1790 kDa.

The volume estimate graph shows how the enclosed volume varies with the contour level. The recommended contour level is shown as a vertical line and the intersection between the line and the curve gives the volume of the enclosed surface at the given level.

7.3 Rotationally averaged power spectrum [i](#)

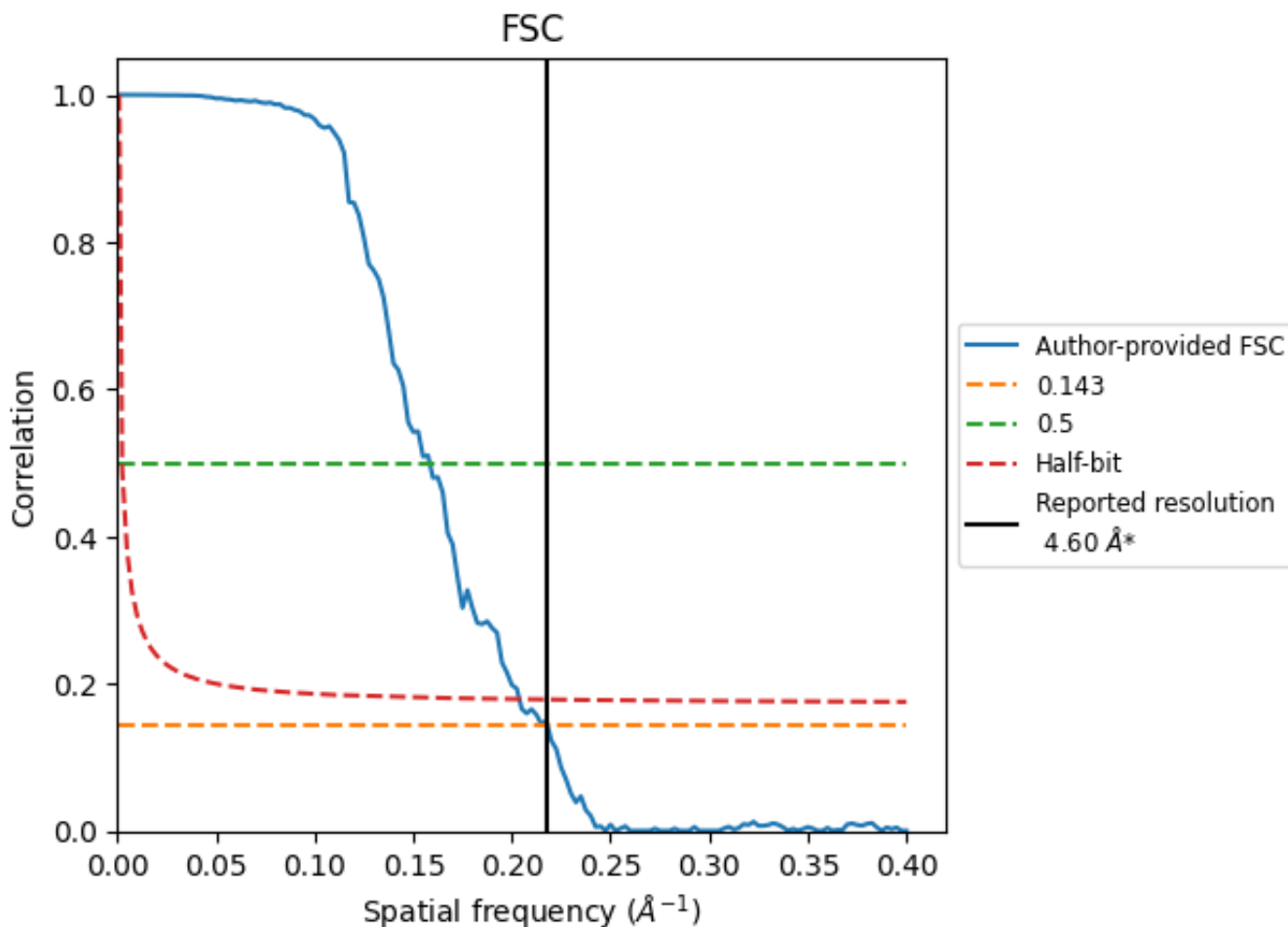


*Reported resolution corresponds to spatial frequency of 0.217\AA^{-1}

8 Fourier-Shell correlation [i](#)

Fourier-Shell Correlation (FSC) is the most commonly used method to estimate the resolution of single-particle and subtomogram-averaged maps. The shape of the curve depends on the imposed symmetry, mask and whether or not the two 3D reconstructions used were processed from a common reference. The reported resolution is shown as a black line. A curve is displayed for the half-bit criterion in addition to lines showing the 0.143 gold standard cut-off and 0.5 cut-off.

8.1 FSC [i](#)



*Reported resolution corresponds to spatial frequency of 0.217 Å⁻¹

8.2 Resolution estimates [i](#)


Resolution estimate (Å)	Estimation criterion (FSC cut-off)		
	0.143	0.5	Half-bit
Reported by author	4.60	-	-
Author-provided FSC curve	4.59	6.32	4.91
Unmasked-calculated*	-	-	-

*Resolution estimate based on FSC curve calculated by comparison of deposited half-maps.

9 Map-model fit [i](#)

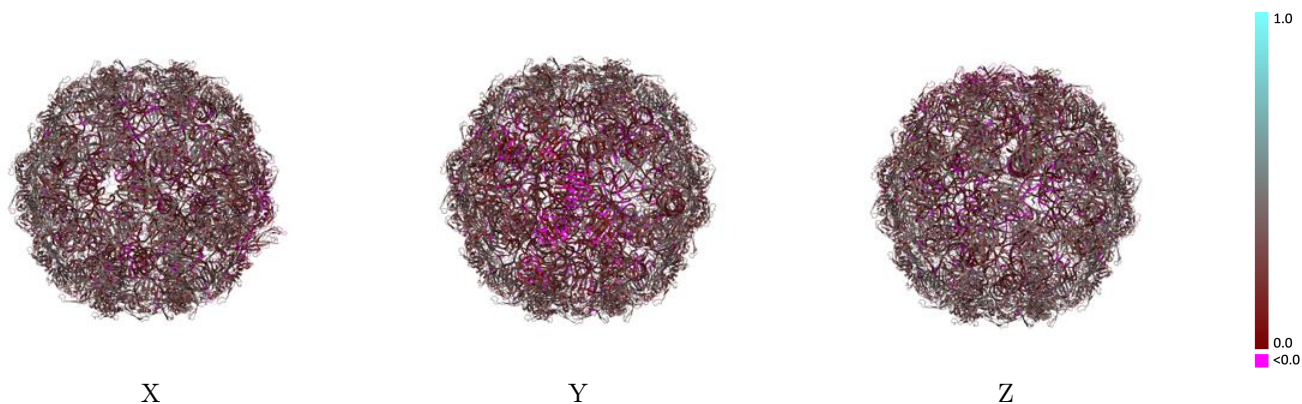
This section contains information regarding the fit between EMDB map EMD-23336 and PDB model 7LHD. Per-residue inclusion information can be found in section 3 on page 20.

9.1 Map-model overlay [i](#)



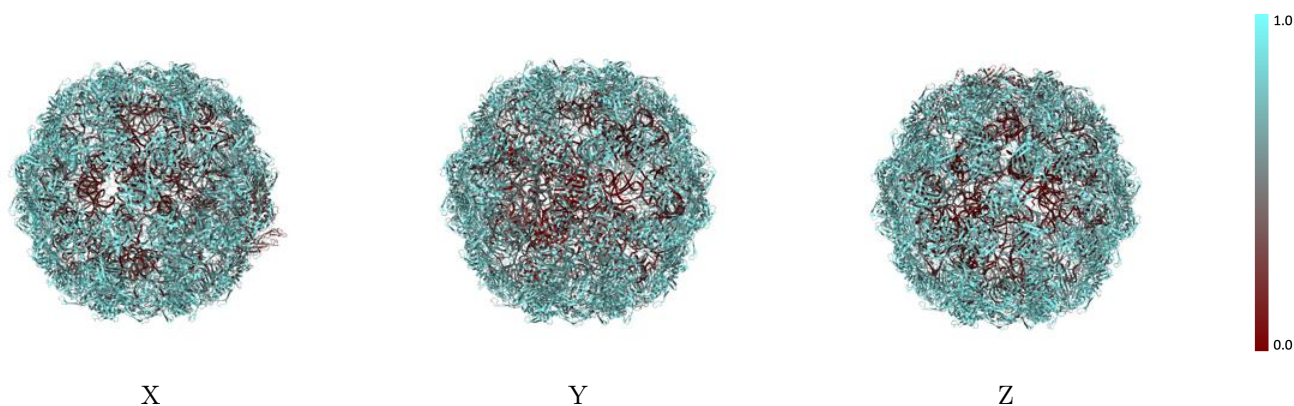
The images above show the 3D surface view of the map at the recommended contour level 0.018 at 50% transparency in yellow overlaid with a ribbon representation of the model coloured in blue. These images allow for the visual assessment of the quality of fit between the atomic model and the map.

9.2 Q-score mapped to coordinate model [\(i\)](#)



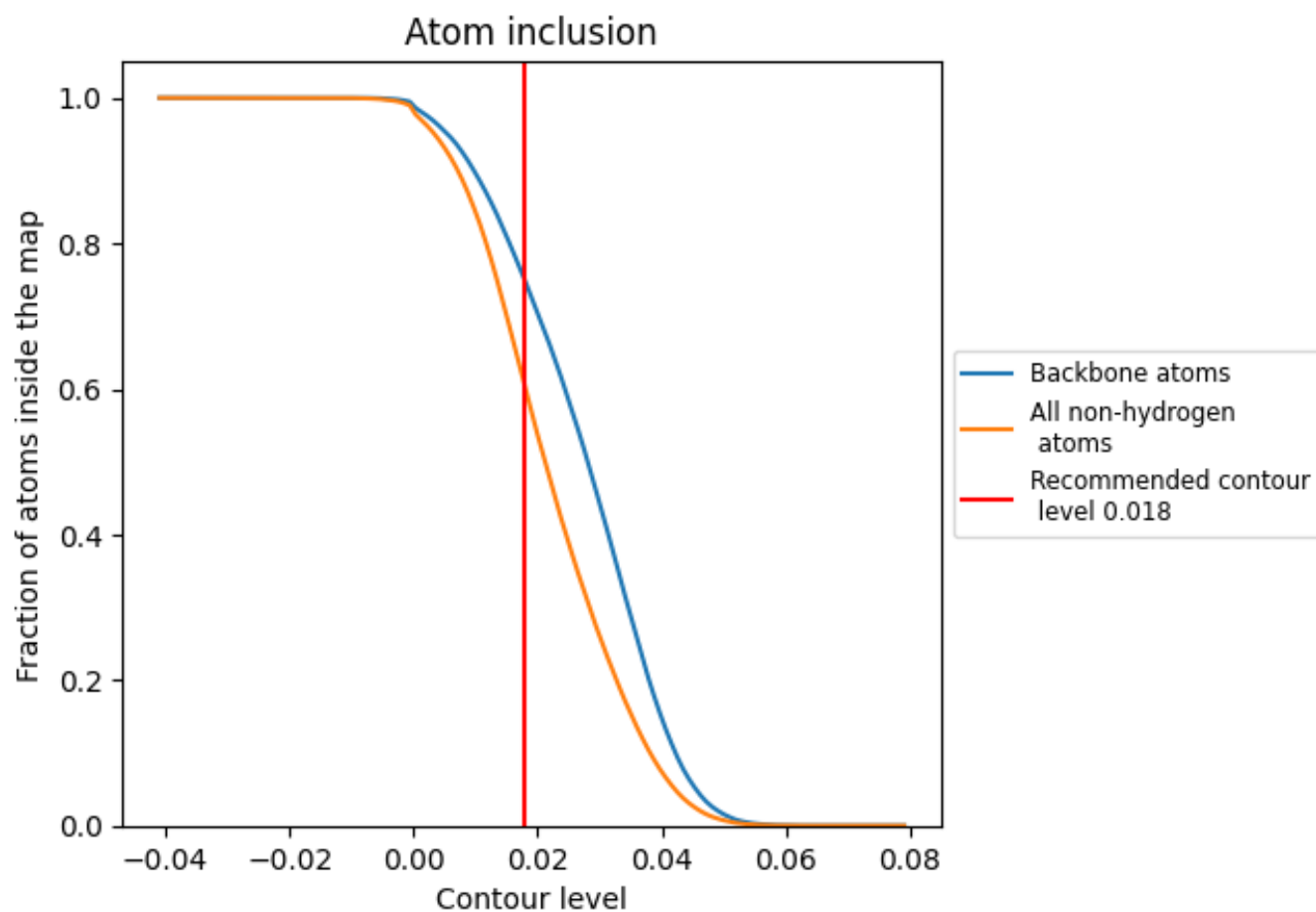
The images above show the model with each residue coloured according to its Q-score. This shows their resolvability in the map with higher Q-score values reflecting better resolvability. Please note: Q-score is calculating the resolvability of atoms, and thus high values are only expected at resolutions at which atoms can be resolved. Low Q-score values may therefore be expected for many entries.

9.3 Atom inclusion mapped to coordinate model [\(i\)](#)



The images above show the model with each residue coloured according to its atom inclusion. This shows to what extent they are inside the map at the recommended contour level (0.018).







































































9.4 Atom inclusion [i](#)



At the recommended contour level, 75% of all backbone atoms, 60% of all non-hydrogen atoms, are inside the map.

9.5 Map-model fit summary





















































































The table lists the average atom inclusion at the recommended contour level (0.018) and Q-score for the entire model and for each chain.

Chain	Atom inclusion	Q-score
All	 0.6015	 0.2620
A	 0.3702	 0.1470
B	 0.1128	 0.0760
BA	 0.7344	 0.3420
BB	 0.7446	 0.3450
BC	 0.7549	 0.3500
BD	 0.7487	 0.3420
BE	 0.7713	 0.3540
BF	 0.7713	 0.3570
BG	 0.7662	 0.3570
BH	 0.7744	 0.3600
BI	 0.7241	 0.3490
BJ	 0.7569	 0.3310
BK	 0.7846	 0.3550
BL	 0.7415	 0.3510
BM	 0.7703	 0.3560
BN	 0.7815	 0.3680
CA	 0.7385	 0.3440
CB	 0.7672	 0.3370
CC	 0.7590	 0.3560
CD	 0.7621	 0.3600
CE	 0.7436	 0.3340
CF	 0.7651	 0.3520
CG	 0.7600	 0.3590
CH	 0.7744	 0.3490
CI	 0.8051	 0.3700
CJ	 0.7672	 0.3440
CK	 0.7590	 0.3430
CL	 0.7826	 0.3660
CM	 0.7323	 0.3440
CN	 0.7528	 0.3430
D	 0.1118	 0.0970
DA	 0.7518	 0.3480
DB	 0.7436	 0.3440
DC	 0.7487	 0.3360






















































































Continued on next page...

Continued from previous page...

Chain	Atom inclusion	Q-score
DD	 0.7682	 0.3510
DE	 0.7395	 0.3280
DF	 0.7467	 0.3340
DG	 0.7600	 0.3560
DH	 0.7426	 0.3470
DI	 0.7631	 0.3480
DJ	 0.7836	 0.3420
DK	 0.7405	 0.3460
DL	 0.7549	 0.3310
DM	 0.7467	 0.3260
DN	 0.7097	 0.3230
EA	 0.7313	 0.3150
EB	 0.7723	 0.3330
EC	 0.7067	 0.3090
ED	 0.7015	 0.2550
EE	 0.6728	 0.2250
EF	 0.7087	 0.2960
EG	 0.5118	 0.1790
EH	 0.7200	 0.2670
EI	 0.7272	 0.3150
EJ	 0.7374	 0.3390
EK	 0.7395	 0.3390
EL	 0.7395	 0.3410
EM	 0.7231	 0.3020
EN	 0.7467	 0.3270
FA	 0.7210	 0.3140
FB	 0.5692	 0.1640
FC	 0.4308	 0.0920
FD	 0.4167	 0.1180
FE	 0.7026	 0.2800
FF	 0.5590	 0.1920
FG	 0.4913	 0.1460
FH	 0.6892	 0.2670
FI	 0.6708	 0.2610
FJ	 0.7538	 0.3320
FK	 0.7426	 0.3040
FL	 0.7251	 0.3090
FM	 0.7303	 0.3230
FN	 0.7600	 0.3400
GA	 0.7015	 0.2980
GB	 0.3247	 0.0850
GC	 0.5528	 0.1590





















































































Continued on next page...

Continued from previous page...

Chain	Atom inclusion	Q-score
GD	 0.6892	 0.2740
GE	 0.7354	 0.3300
GF	 0.7303	 0.3280
GG	 0.7559	 0.3300
GH	 0.7754	 0.3510
GI	 0.7456	 0.3440
GJ	 0.7569	 0.3360
GK	 0.7651	 0.3510
GL	 0.7415	 0.3450
GM	 0.7579	 0.3510
GN	 0.7815	 0.3530
HA	 0.7354	 0.3470
HB	 0.7128	 0.3190
HC	 0.7631	 0.3510
HD	 0.7282	 0.3190
HE	 0.7436	 0.3160
HF	 0.7549	 0.3430
HG	 0.7374	 0.3270
HH	 0.7641	 0.3440
HI	 0.7887	 0.3660
HJ	 0.7703	 0.3520
HK	 0.7559	 0.3490
HL	 0.7559	 0.3640
HM	 0.7682	 0.3660
HN	 0.7621	 0.3420
IA	 0.7856	 0.3720
IB	 0.7733	 0.3590
IC	 0.7631	 0.3540
ID	 0.7867	 0.3650
IE	 0.7590	 0.3570
IF	 0.7426	 0.3530
IG	 0.7764	 0.3670
IH	 0.7508	 0.3370
II	 0.7662	 0.3340
IJ	 0.7897	 0.3560
IK	 0.7641	 0.3440
IL	 0.7744	 0.3490
IM	 0.7774	 0.3720
IN	 0.7446	 0.3550
JA	 0.7579	 0.3350
JB	 0.7621	 0.3450
JC	 0.7415	 0.3470













































Continued on next page...

Continued from previous page...

Chain	Atom inclusion	Q-score
JD	 0.7497	 0.3440
JE	 0.7631	 0.3490
JF	 0.7374	 0.3380
JG	 0.7590	 0.3450
JH	 0.7528	 0.3390
JI	 0.7323	 0.3430
JJ	 0.7579	 0.3500
JK	 0.7826	 0.3590
JL	 0.7692	 0.3490
JM	 0.7610	 0.3490
JN	 0.7969	 0.3720
KA	 0.7436	 0.3510
KB	 0.7385	 0.3380
KC	 0.7559	 0.3390
KD	 0.7097	 0.3270
KE	 0.6041	 0.2110
KF	 0.7272	 0.2890
KG	 0.5713	 0.1930
KH	 0.7118	 0.3190
KI	 0.7323	 0.3110
KJ	 0.7221	 0.3270
KK	 0.7395	 0.3000
KL	 0.7528	 0.3400
KM	 0.7262	 0.3380
KN	 0.7610	 0.3540
LA	 0.7610	 0.3600
LB	 0.7456	 0.3410
LC	 0.7569	 0.3340
LD	 0.7590	 0.3510
LE	 0.7364	 0.3230
LF	 0.4677	 0.1430
LG	 0.6728	 0.2680
LH	 0.4195	 0.1080
LI	 0.6810	 0.2410
LJ	 0.5815	 0.1930
LK	 0.6687	 0.2710
LL	 0.7364	 0.3190
LM	 0.7508	 0.3360
LN	 0.7200	 0.2920
M	 0.4281	 0.2330
MA	 0.7559	 0.3340
MB	 0.7610	 0.3310

Continued on next page...

Continued from previous page...

Chain	Atom inclusion	Q-score
MC	 0.7282	 0.3280
MD	 0.7374	 0.3370
ME	 0.7579	 0.3600
MF	 0.7046	 0.3290
MG	 0.6913	 0.2760
MH	 0.7333	 0.3230
MI	 0.6985	 0.2980
MJ	 0.7579	 0.3150
MK	 0.7508	 0.3340
ML	 0.7415	 0.3370
MM	 0.7764	 0.3340
MN	 0.7549	 0.3440
NA	 0.7610	 0.3570
NB	 0.7497	 0.3520
NC	 0.7785	 0.3620
ND	 0.7354	 0.3370
NE	 0.7836	 0.3550
NF	 0.7703	 0.3590
NG	 0.7559	 0.3290
NH	 0.7446	 0.3390
NI	 0.7538	 0.3510
NJ	 0.7446	 0.3390