



## Full wwPDB EM Validation Report ⓘ

Nov 17, 2022 – 01:26 AM EST

PDB ID : 7LEZ  
EMDB ID : EMD-23295  
Title : Trimeric human Arginase 1 in complex with mAb1 - 2 hArg:2 mAb1 complex  
Authors : Gomez-Llorente, Y.; Scapin, G.; Palte, R.L.  
Deposited on : 2021-01-15  
Resolution : 4.15 Å (reported)

This is a Full wwPDB EM Validation Report for a publicly released PDB entry.

We welcome your comments at [validation@mail.wwpdb.org](mailto:validation@mail.wwpdb.org)

A user guide is available at

<https://www.wwpdb.org/validation/2017/EMValidationReportHelp>

with specific help available everywhere you see the ⓘ symbol.

The types of validation reports are described at

<http://www.wwpdb.org/validation/2017/FAQs#types>.

---

The following versions of software and data (see [references ⓘ](#)) were used in the production of this report:

EMDB validation analysis : 0.0.1.dev43  
MolProbity : 4.02b-467  
Percentile statistics : 20191225.v01 (using entries in the PDB archive December 25th 2019)  
MapQ : **FAILED**  
Ideal geometry (proteins) : Engh & Huber (2001)  
Ideal geometry (DNA, RNA) : Parkinson et al. (1996)  
Validation Pipeline (wwPDB-VP) : 2.31.2

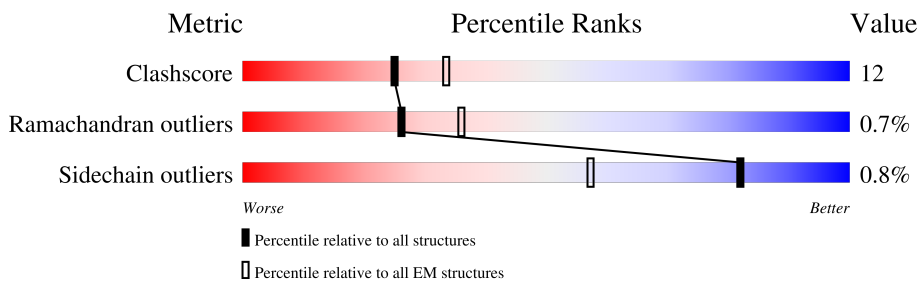
# 1 Overall quality at a glance i

The following experimental techniques were used to determine the structure:

*ELECTRON MICROSCOPY*

The reported resolution of this entry is 4.15 Å.

Percentile scores (ranging between 0-100) for global validation metrics of the entry are shown in the following graphic. The table shows the number of entries on which the scores are based.








Metric	Whole archive (#Entries)	EM structures (#Entries)
Clashscore	158937	4297
Ramachandran outliers	154571	4023
Sidechain outliers	154315	3826

The table below summarises the geometric issues observed across the polymeric chains and their fit to the map. The red, orange, yellow and green segments of the bar indicate the fraction of residues that contain outliers for  $\geq 3$ , 2, 1 and 0 types of geometric quality criteria respectively. A grey segment represents the fraction of residues that are not modelled. The numeric value for each fraction is indicated below the corresponding segment, with a dot representing fractions  $\leq 5\%$ .

Mol	Chain	Length	Quality of chain
1	D	455	36% 12% 51%
1	G	455	35% 13% 51%
1	Q	455	33% 15% 51%
1	R	455	35% 13% 51%
2	E	214	66% 33%
2	I	214	65% 34%
2	O	214	65% 33%
2	P	214	66% 33%
3	A	322	77% 21%

*Continued on next page...*

*Continued from previous page...*

Mol	Chain	Length	Quality of chain	
3	B	322		•
3	C	322		•
3	J	322		•
3	M	322		•
3	N	322		•

The following table lists non-polymeric compounds, carbohydrate monomers and non-standard residues in protein, DNA, RNA chains that are outliers for geometric or electron-density-fit criteria:

Mol	Type	Chain	Res	Chirality	Geometry	Clashes	Electron density
4	MN	A	1001	-	-	X	-
4	MN	C	1001	-	-	X	-
4	MN	M	1001	-	-	X	-

## 2 Entry composition i

There are 4 unique types of molecules in this entry. The entry contains 27794 atoms, of which 0 are hydrogens and 0 are deuteriums.

In the tables below, the AltConf column contains the number of residues with at least one atom in alternate conformation and the Trace column contains the number of residues modelled with at most 2 atoms.

- Molecule 1 is a protein called mAb1 heavy chain.

Mol	Chain	Residues	Atoms					AltConf	Trace
			Total	C	N	O	S		
1	D	224	Total	C	N	O	S	0	0
			1692	1068	282	335	7		
1	G	224	Total	C	N	O	S	0	0
			1692	1068	282	335	7		
1	R	224	Total	C	N	O	S	0	0
			1692	1068	282	335	7		
1	Q	224	Total	C	N	O	S	0	0
			1692	1068	282	335	7		

- Molecule 2 is a protein called mAb1 light chain.

Mol	Chain	Residues	Atoms					AltConf	Trace
			Total	C	N	O	S		
2	E	214	Total	C	N	O	S	0	0
			1640	1020	279	334	7		
2	I	214	Total	C	N	O	S	0	0
			1640	1020	279	334	7		
2	P	214	Total	C	N	O	S	0	0
			1640	1020	279	334	7		
2	O	214	Total	C	N	O	S	0	0
			1640	1020	279	334	7		

- Molecule 3 is a protein called Arginase-1.

Mol	Chain	Residues	Atoms					AltConf	Trace
			Total	C	N	O	S		
3	A	317	Total	C	N	O	S	0	0
			2409	1535	411	457	6		
3	B	317	Total	C	N	O	S	0	0
			2409	1535	411	457	6		
3	C	317	Total	C	N	O	S	0	0
			2409	1535	411	457	6		
3	M	317	Total	C	N	O	S	0	0
			2409	1535	411	457	6		
3	N	317	Total	C	N	O	S	0	0
			2409	1535	411	457	6		

*Continued on next page...*

*Continued from previous page...*

Mol	Chain	Residues	Atoms					AltConf	Trace
			Total	C	N	O	S		
3	J	317	2409	1535	411	457	6	0	0

- Molecule 4 is MANGANESE (II) ION (three-letter code: MN) (formula: Mn).

Mol	Chain	Residues	Atoms		AltConf
4	A	2	Total 2	Mn 2	0
4	B	2	Total 2	Mn 2	0
4	C	2	Total 2	Mn 2	0
4	M	2	Total 2	Mn 2	0
4	N	2	Total 2	Mn 2	0
4	J	2	Total 2	Mn 2	0







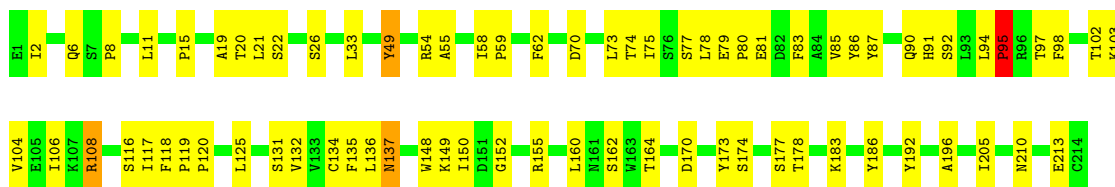
• Molecule 2: mAb1 light chain



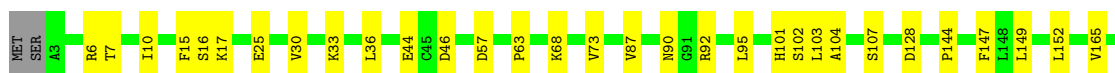
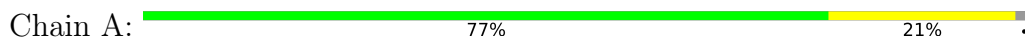
• Molecule 2: mAb1 light chain



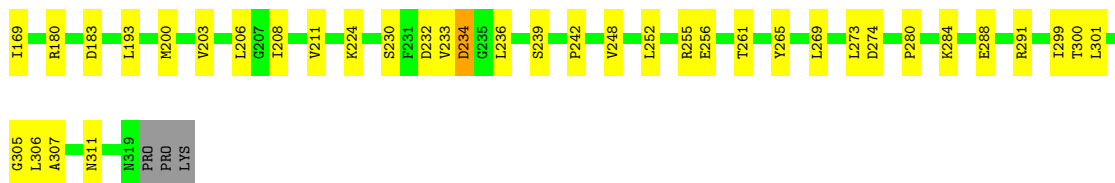
• Molecule 2: mAb1 light chain



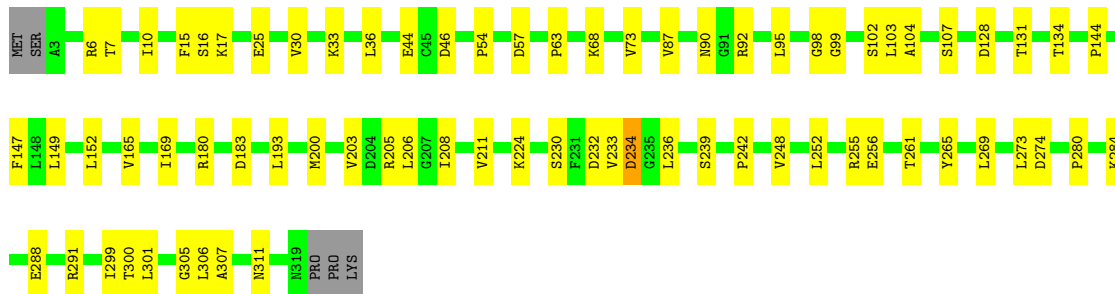
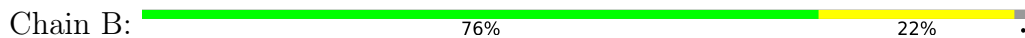
• Molecule 3: Arginase-1



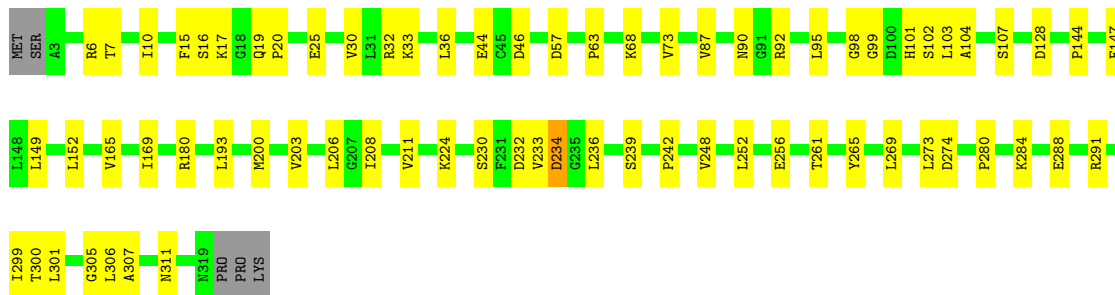
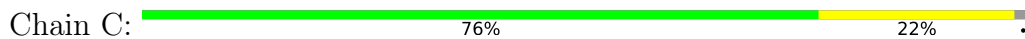




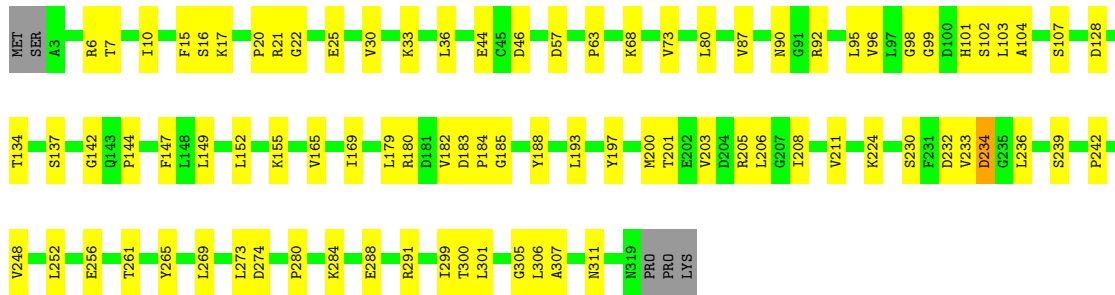
• Molecule 3: Arginase-1



• Molecule 3: Arginase-1

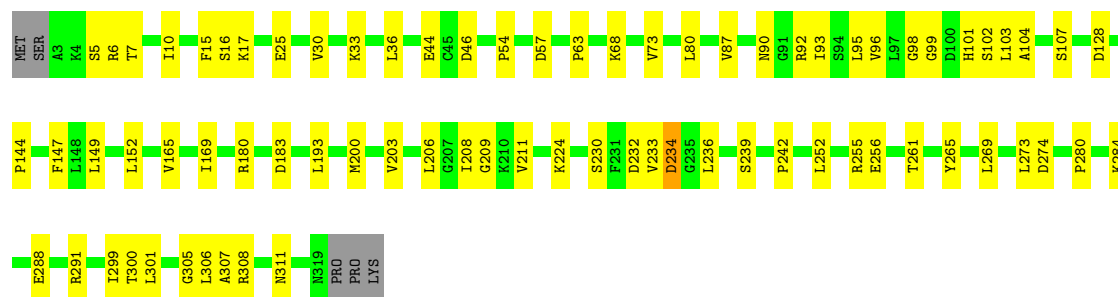


• Molecule 3: Arginase-1



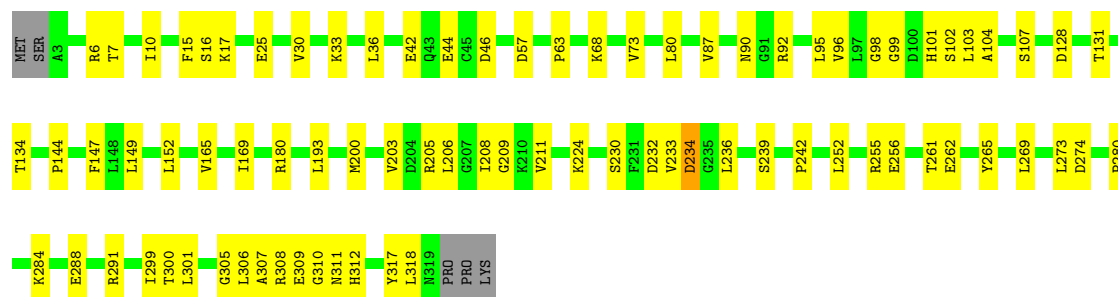
• Molecule 3: Arginase-1





- Molecule 3: Arginase-1

Chain J: 73% 25%



## 4 Experimental information

Property	Value	Source
EM reconstruction method	SINGLE PARTICLE	Depositor
Imposed symmetry	POINT, Not provided	
Number of particles used	16810	Depositor
Resolution determination method	FSC 0.143 CUT-OFF	Depositor
CTF correction method	PHASE FLIPPING AND AMPLITUDE CORRECTION	Depositor
Microscope	FEI TITAN KRIOS	Depositor
Voltage (kV)	300	Depositor
Electron dose ( $e^-/\text{\AA}^2$ )	45.5	Depositor
Minimum defocus (nm)	1000	Depositor
Maximum defocus (nm)	1800	Depositor
Magnification	Not provided	
Image detector	GATAN K2 SUMMIT (4k x 4k)	Depositor

## 5 Model quality [i](#)

### 5.1 Standard geometry [i](#)

Bond lengths and bond angles in the following residue types are not validated in this section: MN

The Z score for a bond length (or angle) is the number of standard deviations the observed value is removed from the expected value. A bond length (or angle) with  $|Z| > 5$  is considered an outlier worth inspection. RMSZ is the root-mean-square of all Z scores of the bond lengths (or angles).

Mol	Chain	Bond lengths		Bond angles	
		RMSZ	# Z  >5	RMSZ	# Z  >5
1	D	0.43	0/1738	0.73	1/2379 (0.0%)
1	G	0.43	0/1738	0.73	1/2379 (0.0%)
1	Q	0.43	0/1738	0.73	1/2379 (0.0%)
1	R	0.43	0/1738	0.73	2/2379 (0.1%)
2	E	0.39	0/1677	0.72	2/2279 (0.1%)
2	I	0.39	0/1677	0.71	2/2279 (0.1%)
2	O	0.39	0/1677	0.71	2/2279 (0.1%)
2	P	0.39	0/1677	0.72	2/2279 (0.1%)
3	A	0.37	0/2459	0.60	1/3336 (0.0%)
3	B	0.37	0/2459	0.60	1/3336 (0.0%)
3	C	0.37	0/2459	0.60	1/3336 (0.0%)
3	J	0.37	0/2459	0.60	1/3336 (0.0%)
3	M	0.37	0/2459	0.60	1/3336 (0.0%)
3	N	0.37	0/2459	0.60	1/3336 (0.0%)
All	All	0.39	0/28414	0.66	19/38648 (0.0%)

Chiral center outliers are detected by calculating the chiral volume of a chiral center and verifying if the center is modelled as a planar moiety or with the opposite hand. A planarity outlier is detected by checking planarity of atoms in a peptide group, atoms in a mainchain group or atoms of a sidechain that are expected to be planar.

Mol	Chain	#Chirality outliers	#Planarity outliers
1	D	0	6
1	G	0	6
1	Q	0	6
1	R	0	6
2	E	0	5
2	I	0	5
2	O	0	5
2	P	0	5
All	All	0	44

There are no bond length outliers.

All (19) bond angle outliers are listed below:

Mol	Chain	Res	Type	Atoms	Z	Observed(°)	Ideal(°)
1	Q	64	LEU	CA-CB-CG	7.16	131.78	115.30
1	D	64	LEU	CA-CB-CG	7.15	131.75	115.30
1	R	64	LEU	CA-CB-CG	7.15	131.74	115.30
1	G	64	LEU	CA-CB-CG	7.13	131.71	115.30
2	I	49	TYR	CA-CB-CG	6.88	126.47	113.40
2	E	49	TYR	CA-CB-CG	6.87	126.45	113.40
2	O	49	TYR	CA-CB-CG	6.86	126.44	113.40
2	P	49	TYR	CA-CB-CG	6.84	126.41	113.40
3	C	234	ASP	CB-CG-OD1	6.20	123.88	118.30
2	O	33	LEU	CA-CB-CG	6.20	129.56	115.30
2	P	33	LEU	CA-CB-CG	6.19	129.54	115.30
2	I	33	LEU	CA-CB-CG	6.19	129.54	115.30
2	E	33	LEU	CA-CB-CG	6.18	129.52	115.30
3	N	234	ASP	CB-CG-OD1	6.17	123.86	118.30
3	M	234	ASP	CB-CG-OD1	6.16	123.84	118.30
3	A	234	ASP	CB-CG-OD1	6.12	123.81	118.30
3	J	234	ASP	CB-CG-OD1	6.11	123.80	118.30
3	B	234	ASP	CB-CG-OD1	6.10	123.79	118.30
1	R	150	LEU	CA-CB-CG	5.00	126.81	115.30

There are no chirality outliers.

All (44) planarity outliers are listed below:

Mol	Chain	Res	Type	Group
1	D	110	ASN	Peptide
1	D	114	PRO	Peptide
1	D	13	LYS	Peptide
1	D	135	PRO	Peptide
1	D	137	ALA	Peptide
1	D	177	THR	Peptide
2	E	136	LEU	Peptide
2	E	173	TYR	Peptide
2	E	55	ALA	Peptide
2	E	77	SER	Peptide
2	E	95	PRO	Peptide
1	G	110	ASN	Peptide
1	G	114	PRO	Peptide
1	G	13	LYS	Peptide
1	G	135	PRO	Peptide
1	G	137	ALA	Peptide

*Continued on next page...*

*Continued from previous page...*

Mol	Chain	Res	Type	Group
1	G	177	THR	Peptide
2	I	136	LEU	Peptide
2	I	173	TYR	Peptide
2	I	55	ALA	Peptide
2	I	77	SER	Peptide
2	I	95	PRO	Peptide
2	O	136	LEU	Peptide
2	O	173	TYR	Peptide
2	O	55	ALA	Peptide
2	O	77	SER	Peptide
2	O	95	PRO	Peptide
2	P	136	LEU	Peptide
2	P	173	TYR	Peptide
2	P	55	ALA	Peptide
2	P	77	SER	Peptide
2	P	95	PRO	Peptide
1	Q	110	ASN	Peptide
1	Q	114	PRO	Peptide
1	Q	13	LYS	Peptide
1	Q	135	PRO	Peptide
1	Q	137	ALA	Peptide
1	Q	177	THR	Peptide
1	R	110	ASN	Peptide
1	R	114	PRO	Peptide
1	R	13	LYS	Peptide
1	R	135	PRO	Peptide
1	R	137	ALA	Peptide
1	R	177	THR	Peptide

## 5.2 Too-close contacts [\(i\)](#)

In the following table, the Non-H and H(model) columns list the number of non-hydrogen atoms and hydrogen atoms in the chain respectively. The H(added) column lists the number of hydrogen atoms added and optimized by MolProbity. The Clashes column lists the number of clashes within the asymmetric unit, whereas Symm-Clashes lists symmetry-related clashes.

Mol	Chain	Non-H	H(model)	H(added)	Clashes	Symm-Clashes
1	D	1692	0	1632	35	0
1	G	1692	0	1632	39	0
1	Q	1692	0	1632	77	0
1	R	1692	0	1632	42	0
2	E	1640	0	1572	45	0

*Continued on next page...*

Continued from previous page...

Mol	Chain	Non-H	H(model)	H(added)	Clashes	Symm-Clashes
2	I	1640	0	1572	48	0
2	O	1640	0	1572	61	0
2	P	1640	0	1572	46	0
3	A	2409	0	2456	45	0
3	B	2409	0	2456	45	0
3	C	2409	0	2456	46	0
3	J	2409	0	2456	64	0
3	M	2409	0	2456	85	0
3	N	2409	0	2456	48	0
4	A	2	0	0	3	0
4	B	2	0	0	0	0
4	C	2	0	0	2	0
4	J	2	0	0	0	0
4	M	2	0	0	3	0
4	N	2	0	0	0	0
All	All	27794	0	27552	642	0

The all-atom clashscore is defined as the number of clashes found per 1000 atoms (including hydrogen atoms). The all-atom clashscore for this structure is 12.

All (642) close contacts within the same asymmetric unit are listed below, sorted by their clash magnitude.

Atom-1	Atom-2	Interatomic distance (Å)	Clash overlap (Å)
3:M:183:ASP:CG	1:Q:105:ARG:HD3	1.49	1.32
3:M:183:ASP:OD2	1:Q:105:ARG:CG	1.83	1.27
3:M:183:ASP:OD2	1:Q:105:ARG:HG2	1.15	1.26
3:M:183:ASP:OD1	1:Q:105:ARG:HD3	1.15	1.26
3:M:183:ASP:OD1	1:Q:105:ARG:CD	1.81	1.25
3:A:101:HIS:CE1	4:A:1001:MN:MN	1.37	1.18
3:M:101:HIS:CE1	4:M:1001:MN:MN	1.37	1.15
3:M:183:ASP:CG	1:Q:105:ARG:CD	2.16	1.10
3:A:101:HIS:ND1	4:A:1001:MN:MN	1.26	1.08
3:M:101:HIS:ND1	4:M:1001:MN:MN	1.26	1.08
3:M:183:ASP:CG	1:Q:105:ARG:CG	2.27	1.02
2:E:148:TRP:HE1	2:E:177:SER:HG	1.10	0.96
3:M:183:ASP:CG	1:Q:105:ARG:HG2	1.85	0.96
3:C:101:HIS:CE1	4:C:1001:MN:MN	1.60	0.95
2:O:148:TRP:HE1	2:O:177:SER:HG	1.06	0.94
2:P:148:TRP:HE1	2:P:177:SER:HG	1.10	0.93
2:I:148:TRP:HE1	2:I:177:SER:HG	1.10	0.92
3:J:42:GLU:HG2	1:Q:105:ARG:HH12	1.36	0.88

Continued on next page...

*Continued from previous page...*

Atom-1	Atom-2	Interatomic distance (Å)	Clash overlap (Å)
3:A:183:ASP:OD1	1:G:105:ARG:HG2	1.81	0.81
2:O:174:SER:HB3	1:Q:178:PHE:HE1	1.48	0.77
3:M:142:GLY:HA3	1:Q:104:TYR:HE1	1.48	0.77
3:M:68:LYS:HD2	1:Q:108:TYR:HB3	1.67	0.76
2:O:137:ASN:HD21	1:Q:174:GLY:HA2	1.50	0.75
1:G:54:TYR:OH	1:G:105:ARG:NE	2.20	0.74
3:M:155:LYS:HB3	3:J:318:LEU:HB3	1.68	0.73
1:R:54:TYR:OH	1:R:105:ARG:NE	2.20	0.73
1:Q:54:TYR:OH	1:Q:105:ARG:NE	2.20	0.73
1:D:54:TYR:OH	1:D:105:ARG:NE	2.20	0.73
3:C:101:HIS:ND1	4:C:1001:MN:MN	1.63	0.72
3:N:307:ALA:H	3:N:311:ASN:HD21	1.38	0.72
3:A:307:ALA:H	3:A:311:ASN:HD21	1.38	0.72
3:M:183:ASP:OD1	1:Q:105:ARG:NE	2.23	0.71
3:B:307:ALA:H	3:B:311:ASN:HD21	1.38	0.71
3:J:307:ALA:H	3:J:311:ASN:HD21	1.38	0.71
3:C:307:ALA:H	3:C:311:ASN:HD21	1.38	0.71
3:J:42:GLU:HG2	1:Q:105:ARG:NH1	2.04	0.71
2:O:131:SER:HB3	1:Q:153:LEU:HD13	1.73	0.70
3:M:307:ALA:H	3:M:311:ASN:HD21	1.38	0.70
3:M:142:GLY:HA3	1:Q:104:TYR:CE1	2.27	0.69
3:M:182:VAL:HB	3:J:310:GLY:HA2	1.73	0.69
2:O:119:PRO:HB2	1:Q:136:LEU:HD12	1.73	0.68
2:O:135:PHE:HD1	1:Q:193:VAL:HG12	1.59	0.67
1:G:204:SER:HB2	1:G:221:LYS:HE3	1.77	0.67
1:Q:204:SER:HB2	1:Q:221:LYS:HE3	1.77	0.67
3:N:63:PRO:HB3	3:N:68:LYS:HG2	1.77	0.67
3:M:101:HIS:HD1	4:M:1001:MN:MN	1.14	0.67
1:R:204:SER:HB2	1:R:221:LYS:HE3	1.77	0.67
3:C:63:PRO:HB3	3:C:68:LYS:HG2	1.77	0.67
3:A:63:PRO:HB3	3:A:68:LYS:HG2	1.77	0.67
1:D:204:SER:HB2	1:D:221:LYS:HE3	1.77	0.66
3:M:63:PRO:HB3	3:M:68:LYS:HG2	1.77	0.66
3:B:63:PRO:HB3	3:B:68:LYS:HG2	1.77	0.66
3:J:203:VAL:HA	3:J:211:VAL:HG21	1.78	0.66
3:C:203:VAL:HA	3:C:211:VAL:HG21	1.78	0.66
3:J:63:PRO:HB3	3:J:68:LYS:HG2	1.77	0.66
1:Q:91:THR:HA	1:Q:122:THR:HA	1.78	0.66
3:B:203:VAL:HA	3:B:211:VAL:HG21	1.78	0.66
3:A:203:VAL:HA	3:A:211:VAL:HG21	1.78	0.65
2:E:108:ARG:NH1	2:E:170:ASP:O	2.29	0.65

*Continued on next page...*



*Continued from previous page...*

Atom-1	Atom-2	Interatomic distance (Å)	Clash overlap (Å)
3:B:54:PRO:HG3	3:N:54:PRO:HB3	1.78	0.65
3:N:203:VAL:HA	3:N:211:VAL:HG21	1.78	0.65
1:R:91:THR:HA	1:R:122:THR:HA	1.78	0.65
1:D:91:THR:HA	1:D:122:THR:HA	1.78	0.64
2:I:108:ARG:NH1	2:I:170:ASP:O	2.29	0.64
2:P:108:ARG:NH1	2:P:170:ASP:O	2.29	0.64
2:O:108:ARG:NH1	2:O:170:ASP:O	2.29	0.64
2:E:188:ARG:HD3	2:P:188:ARG:HD3	1.78	0.64
3:M:203:VAL:HA	3:M:211:VAL:HG21	1.78	0.63
1:G:91:THR:HA	1:G:122:THR:HA	1.78	0.63
3:M:185:GLY:HA2	3:J:317:TYR:CD2	2.34	0.63
3:M:184:PRO:HA	3:J:311:ASN:O	1.98	0.62
1:D:197:SER:H	1:D:200:TRP:HD1	1.48	0.62
2:O:49:TYR:HB2	1:Q:111:TRP:CG	2.33	0.62
3:A:101:HIS:HD1	4:A:1001:MN:MN	1.14	0.62
3:J:10:ILE:HG12	3:J:95:LEU:HD23	1.82	0.62
1:Q:197:SER:H	1:Q:200:TRP:HD1	1.48	0.61
3:M:183:ASP:OD2	1:Q:105:ARG:HG3	1.93	0.61
3:A:10:ILE:HG12	3:A:95:LEU:HD23	1.82	0.61
3:B:10:ILE:HG12	3:B:95:LEU:HD23	1.82	0.61
3:N:10:ILE:HG12	3:N:95:LEU:HD23	1.82	0.61
3:C:10:ILE:HG12	3:C:95:LEU:HD23	1.82	0.61
1:R:197:SER:H	1:R:200:TRP:HD1	1.48	0.60
1:G:197:SER:H	1:G:200:TRP:HD1	1.48	0.60
3:N:183:ASP:OD1	1:R:105:ARG:HD3	2.02	0.60
1:D:167:ASN:HD21	1:D:205:ILE:HG12	1.67	0.59
2:P:19:ALA:HB3	2:P:75:ILE:HB	1.84	0.59
3:M:10:ILE:HG12	3:M:95:LEU:HD23	1.82	0.59
3:B:239:SER:O	3:B:291:ARG:NH1	2.36	0.59
2:E:19:ALA:HB3	2:E:75:ILE:HB	1.84	0.59
3:A:239:SER:O	3:A:291:ARG:NH1	2.36	0.59
3:B:152:LEU:HD21	3:B:193:LEU:HD11	1.85	0.59
2:O:49:TYR:HB2	1:Q:111:TRP:CD2	2.36	0.59
3:N:255:ARG:NH2	3:J:256:GLU:OE1	2.35	0.59
1:R:167:ASN:HD21	1:R:205:ILE:HG12	1.67	0.59
3:J:152:LEU:HD21	3:J:193:LEU:HD11	1.85	0.59
2:O:160:LEU:HB2	2:O:178:THR:HB	1.85	0.59
3:M:152:LEU:HD21	3:M:193:LEU:HD11	1.85	0.59
2:E:160:LEU:HB2	2:E:178:THR:HB	1.85	0.59
3:J:239:SER:O	3:J:291:ARG:NH1	2.36	0.59
2:I:160:LEU:HB2	2:I:178:THR:HB	1.85	0.59

*Continued on next page...*

*Continued from previous page...*

Atom-1	Atom-2	Interatomic distance (Å)	Clash overlap (Å)
3:C:152:LEU:HD21	3:C:193:LEU:HD11	1.85	0.59
3:A:152:LEU:HD21	3:A:193:LEU:HD11	1.85	0.59
3:C:239:SER:O	3:C:291:ARG:NH1	2.36	0.59
3:N:152:LEU:HD21	3:N:193:LEU:HD11	1.85	0.59
3:M:239:SER:O	3:M:291:ARG:NH1	2.36	0.59
1:G:167:ASN:HD21	1:G:205:ILE:HG12	1.67	0.59
1:Q:64:LEU:HB2	1:Q:67:ARG:HB2	1.85	0.59
1:D:135:PRO:HB3	1:D:152:CYS:HA	1.85	0.58
2:O:19:ALA:HB3	2:O:75:ILE:HB	1.84	0.58
3:M:284:LYS:NZ	1:Q:58:THR:OG1	2.33	0.58
1:G:64:LEU:HB2	1:G:67:ARG:HB2	1.85	0.58
3:N:239:SER:O	3:N:291:ARG:NH1	2.35	0.58
1:Q:167:ASN:HD21	1:Q:205:ILE:HG12	1.67	0.58
2:I:19:ALA:HB3	2:I:75:ILE:HB	1.85	0.58
2:P:160:LEU:HB2	2:P:178:THR:HB	1.85	0.58
1:D:64:LEU:HB2	1:D:67:ARG:HB2	1.85	0.58
3:B:180:ARG:NH1	3:B:234:ASP:O	2.30	0.58
1:Q:176:HIS:HB2	1:Q:193:VAL:HG22	1.86	0.58
3:C:32:ARG:O	1:G:75:SER:OG	2.21	0.58
1:G:176:HIS:HB2	1:G:193:VAL:HG22	1.86	0.58
1:D:176:HIS:HB2	1:D:193:VAL:HG22	1.86	0.58
2:P:21:LEU:HD12	2:P:73:LEU:HD23	1.86	0.58
2:O:118:PHE:CD1	1:Q:138:PRO:HD2	2.39	0.58
3:B:305:GLY:O	3:B:311:ASN:ND2	2.37	0.57
2:P:85:VAL:HG22	2:P:103:LYS:HG2	1.86	0.57
1:R:135:PRO:HB3	1:R:152:CYS:HA	1.85	0.57
1:Q:135:PRO:HB3	1:Q:152:CYS:HA	1.85	0.57
2:E:21:LEU:HD12	2:E:73:LEU:HD23	1.86	0.57
3:J:180:ARG:NH1	3:J:234:ASP:O	2.30	0.57
1:R:176:HIS:HB2	1:R:193:VAL:HG22	1.86	0.57
3:A:305:GLY:O	3:A:311:ASN:ND2	2.37	0.57
3:C:305:GLY:O	3:C:311:ASN:ND2	2.37	0.57
3:J:305:GLY:O	3:J:311:ASN:ND2	2.37	0.57
2:O:118:PHE:HD1	1:Q:138:PRO:HD2	1.70	0.57
3:M:305:GLY:O	3:M:311:ASN:ND2	2.37	0.57
1:G:135:PRO:HB3	1:G:152:CYS:HA	1.85	0.57
3:M:20:PRO:HB2	1:Q:102:TYR:CD1	2.39	0.56
3:M:201:THR:OG1	3:J:262:GLU:OE1	2.20	0.56
1:R:64:LEU:HB2	1:R:67:ARG:HB2	1.85	0.56
2:I:38:GLN:HE22	1:G:39:GLN:HE22	1.54	0.56
2:I:85:VAL:HG22	2:I:103:LYS:HG2	1.86	0.56

*Continued on next page...*

*Continued from previous page...*

Atom-1	Atom-2	Interatomic distance (Å)	Clash overlap (Å)
3:A:180:ARG:NH1	3:A:234:ASP:O	2.30	0.56
2:E:85:VAL:HG22	2:E:103:LYS:HG2	1.86	0.56
2:I:21:LEU:HD12	2:I:73:LEU:HD23	1.86	0.56
2:P:120:PRO:HD3	2:P:132:VAL:HG22	1.88	0.56
2:O:79:GLU:HG3	2:O:81:GLU:HG2	1.88	0.56
3:N:305:GLY:O	3:N:311:ASN:ND2	2.37	0.56
2:O:85:VAL:HG22	2:O:103:LYS:HG2	1.86	0.56
2:I:79:GLU:HG3	2:I:81:GLU:HG2	1.88	0.55
3:A:7:THR:HG22	3:A:92:ARG:HG2	1.88	0.55
2:O:21:LEU:HD12	2:O:73:LEU:HD23	1.86	0.55
3:C:7:THR:HG22	3:C:92:ARG:HG2	1.88	0.55
2:P:79:GLU:HG3	2:P:81:GLU:HG2	1.88	0.55
3:N:206:LEU:HB2	3:N:211:VAL:HG23	1.88	0.55
2:I:120:PRO:HD3	2:I:132:VAL:HG22	1.88	0.55
2:O:174:SER:HB3	1:Q:178:PHE:CE1	2.37	0.55
3:M:206:LEU:HB2	3:M:211:VAL:HG23	1.88	0.55
3:M:256:GLU:OE1	3:J:255:ARG:NH2	2.40	0.55
3:J:131:THR:HG1	3:J:134:THR:HG1	1.54	0.55
3:B:7:THR:HG22	3:B:92:ARG:HG2	1.88	0.55
2:O:91:HIS:HE1	1:Q:99:GLU:CD	2.09	0.55
2:O:120:PRO:HD3	2:O:132:VAL:HG22	1.88	0.55
3:M:20:PRO:HB2	1:Q:102:TYR:HD1	1.71	0.55
3:J:7:THR:HG22	3:J:92:ARG:HG2	1.88	0.55
2:E:210:ASN:HB2	2:E:213:GLU:HB2	1.89	0.55
2:P:196:ALA:HB3	2:P:205:ILE:HB	1.89	0.55
2:E:79:GLU:HG3	2:E:81:GLU:HG2	1.88	0.55
3:A:17:LYS:NZ	3:A:57:ASP:OD1	2.40	0.55
2:O:210:ASN:HB2	2:O:213:GLU:HB2	1.89	0.55
3:N:7:THR:HG22	3:N:92:ARG:HG2	1.88	0.55
3:C:17:LYS:NZ	3:C:57:ASP:OD1	2.40	0.55
2:P:210:ASN:HB2	2:P:213:GLU:HB2	1.89	0.55
3:J:206:LEU:HB2	3:J:211:VAL:HG23	1.88	0.55
2:I:210:ASN:HB2	2:I:213:GLU:HB2	1.89	0.55
3:J:17:LYS:NZ	3:J:57:ASP:OD1	2.40	0.55
3:A:16:SER:HB3	3:A:25:GLU:HG3	1.89	0.54
3:M:17:LYS:NZ	3:M:57:ASP:OD1	2.40	0.54
3:M:180:ARG:NH1	3:M:234:ASP:O	2.30	0.54
3:B:17:LYS:NZ	3:B:57:ASP:OD1	2.40	0.54
2:I:196:ALA:HB3	2:I:205:ILE:HB	1.89	0.54
3:C:6:ARG:HE	3:C:44:GLU:HB2	1.73	0.54
3:C:206:LEU:HB2	3:C:211:VAL:HG23	1.88	0.54

*Continued on next page...*

*Continued from previous page...*

Atom-1	Atom-2	Interatomic distance (Å)	Clash overlap (Å)
3:N:6:ARG:HE	3:N:44:GLU:HB2	1.73	0.54
3:A:206:LEU:HB2	3:A:211:VAL:HG23	1.88	0.54
3:M:7:THR:HG22	3:M:92:ARG:HG2	1.88	0.54
3:J:16:SER:HB3	3:J:25:GLU:HG3	1.89	0.54
3:M:152:LEU:HD22	3:J:318:LEU:HD11	1.90	0.54
3:N:46:ASP:O	3:N:92:ARG:NH1	2.41	0.54
2:E:120:PRO:HD3	2:E:132:VAL:HG22	1.88	0.54
2:E:196:ALA:HB3	2:E:205:ILE:HB	1.89	0.54
3:B:206:LEU:HB2	3:B:211:VAL:HG23	1.88	0.54
2:P:6:GLN:HE22	2:P:87:TYR:HA	1.73	0.54
3:J:46:ASP:O	3:J:92:ARG:NH1	2.41	0.54
2:E:6:GLN:HE22	2:E:87:TYR:HA	1.73	0.54
3:M:46:ASP:O	3:M:92:ARG:NH1	2.41	0.54
3:N:17:LYS:NZ	3:N:57:ASP:OD1	2.40	0.54
3:C:46:ASP:O	3:C:92:ARG:NH1	2.41	0.54
2:O:2:ILE:HB	2:O:90:GLN:HE22	1.73	0.54
3:N:101:HIS:ND1	3:N:128:ASP:OD2	2.41	0.54
3:J:6:ARG:HE	3:J:44:GLU:HB2	1.73	0.54
2:E:120:PRO:HG3	2:E:131:SER:H	1.73	0.54
3:C:101:HIS:ND1	3:C:128:ASP:OD2	2.41	0.54
3:C:180:ARG:NH1	3:C:234:ASP:O	2.30	0.54
2:P:86:TYR:HB2	2:P:102:THR:HB	1.90	0.54
2:E:86:TYR:HB2	2:E:102:THR:HB	1.90	0.53
3:B:131:THR:HG1	3:B:134:THR:HG1	1.56	0.53
2:P:164:THR:H	2:P:174:SER:HB2	1.73	0.53
2:O:196:ALA:HB3	2:O:205:ILE:HB	1.89	0.53
2:I:6:GLN:HE22	2:I:87:TYR:HA	1.73	0.53
2:E:2:ILE:HB	2:E:90:GLN:HE22	1.73	0.53
2:E:54:ARG:HB3	2:E:58:ILE:HG21	1.90	0.53
3:A:46:ASP:O	3:A:92:ARG:NH1	2.41	0.53
3:C:128:ASP:HB3	3:C:144:PRO:HD2	1.91	0.53
2:O:86:TYR:HB2	2:O:102:THR:HB	1.90	0.53
2:I:54:ARG:HB3	2:I:58:ILE:HG21	1.90	0.53
3:A:128:ASP:HB3	3:A:144:PRO:HD2	1.91	0.53
2:P:120:PRO:HG3	2:P:131:SER:H	1.73	0.53
2:O:120:PRO:HG3	2:O:131:SER:H	1.73	0.53
2:O:160:LEU:HD22	1:Q:181:VAL:HG11	1.89	0.53
3:A:208:ILE:HG21	3:A:256:GLU:HG2	1.91	0.53
3:J:128:ASP:HB3	3:J:144:PRO:HD2	1.91	0.53
2:I:164:THR:H	2:I:174:SER:HB2	1.73	0.53
3:M:16:SER:HB3	3:M:25:GLU:HG3	1.90	0.53

*Continued on next page...*

*Continued from previous page...*

Atom-1	Atom-2	Interatomic distance (Å)	Clash overlap (Å)
2:I:86:TYR:HB2	2:I:102:THR:HB	1.90	0.53
3:B:16:SER:HB3	3:B:25:GLU:HG3	1.89	0.53
3:N:16:SER:HB3	3:N:25:GLU:HG3	1.89	0.53
3:B:46:ASP:O	3:B:92:ARG:NH1	2.41	0.53
3:C:16:SER:HB3	3:C:25:GLU:HG3	1.89	0.53
3:M:6:ARG:HE	3:M:44:GLU:HB2	1.73	0.53
2:E:164:THR:H	2:E:174:SER:HB2	1.73	0.53
2:I:120:PRO:HG3	2:I:131:SER:H	1.73	0.53
3:N:208:ILE:HG21	3:N:256:GLU:HG2	1.91	0.53
3:J:208:ILE:HG21	3:J:256:GLU:HG2	1.91	0.53
2:I:2:ILE:HB	2:I:90:GLN:HE22	1.73	0.53
2:O:6:GLN:HE22	2:O:87:TYR:HA	1.73	0.53
2:O:90:GLN:HE21	2:O:97:THR:H	1.57	0.53
2:I:11:LEU:HD12	2:I:104:VAL:HG13	1.91	0.52
2:O:11:LEU:HD12	2:O:104:VAL:HG13	1.91	0.52
2:E:90:GLN:HE21	2:E:97:THR:H	1.58	0.52
2:I:90:GLN:HE21	2:I:97:THR:H	1.57	0.52
3:A:6:ARG:HE	3:A:44:GLU:HB2	1.73	0.52
2:P:2:ILE:HB	2:P:90:GLN:HE22	1.73	0.52
2:O:164:THR:H	2:O:174:SER:HB2	1.73	0.52
3:N:128:ASP:HB3	3:N:144:PRO:HD2	1.91	0.52
2:O:54:ARG:HB3	2:O:58:ILE:HG21	1.90	0.52
3:B:128:ASP:HB3	3:B:144:PRO:HD2	1.91	0.52
2:P:11:LEU:HD12	2:P:104:VAL:HG13	1.91	0.52
3:M:101:HIS:ND1	3:M:128:ASP:OD2	2.41	0.52
3:B:6:ARG:HE	3:B:44:GLU:HB2	1.73	0.52
2:P:54:ARG:HB3	2:P:58:ILE:HG21	1.90	0.52
3:M:180:ARG:HA	3:J:308:ARG:HB3	1.90	0.52
3:N:180:ARG:NH1	3:N:234:ASP:O	2.30	0.52
2:P:90:GLN:HE21	2:P:97:THR:H	1.57	0.52
3:M:208:ILE:HG21	3:M:256:GLU:HG2	1.91	0.52
3:C:208:ILE:HG21	3:C:256:GLU:HG2	1.91	0.52
2:O:135:PHE:CD1	1:Q:193:VAL:HG12	2.43	0.52
3:M:128:ASP:HB3	3:M:144:PRO:HD2	1.91	0.52
3:J:101:HIS:ND1	3:J:128:ASP:OD2	2.41	0.52
3:B:208:ILE:HG21	3:B:256:GLU:HG2	1.91	0.51
2:E:11:LEU:HD12	2:E:104:VAL:HG13	1.91	0.51
3:C:33:LYS:HE3	1:G:73:ASP:OD1	2.11	0.51
1:D:183:GLN:HE21	1:D:189:LEU:HD21	1.76	0.50
1:G:183:GLN:HE21	1:G:189:LEU:HD21	1.76	0.50
3:A:101:HIS:ND1	3:A:128:ASP:OD2	2.41	0.50

*Continued on next page...*

*Continued from previous page...*

Atom-1	Atom-2	Interatomic distance (Å)	Clash overlap (Å)
2:E:15:PRO:HA	2:E:78:LEU:HD12	1.94	0.50
2:P:15:PRO:HA	2:P:78:LEU:HD12	1.94	0.50
2:P:6:GLN:OE1	2:P:102:THR:OG1	2.30	0.50
3:M:134:THR:OG1	3:J:317:TYR:O	2.29	0.50
2:I:6:GLN:OE1	2:I:102:THR:OG1	2.30	0.50
3:A:183:ASP:OD1	1:G:105:ARG:CG	2.56	0.49
3:N:284:LYS:N	3:N:288:GLU:OE1	2.44	0.49
2:O:15:PRO:HA	2:O:78:LEU:HD12	1.94	0.49
3:M:188:TYR:HD1	3:J:312:HIS:CD2	2.29	0.49
3:A:104:ALA:HA	3:A:107:SER:HB3	1.95	0.49
3:M:149:LEU:HD23	3:M:169:ILE:HG13	1.94	0.49
1:R:183:GLN:HE21	1:R:189:LEU:HD21	1.76	0.49
3:B:149:LEU:HD23	3:B:169:ILE:HG13	1.94	0.49
3:M:134:THR:HB	3:J:317:TYR:HD1	1.77	0.49
3:N:30:VAL:HA	3:N:33:LYS:HG2	1.95	0.49
1:G:206:THR:HG22	1:G:221:LYS:HA	1.95	0.49
1:R:37:VAL:HG13	1:R:95:TYR:HB2	1.95	0.49
3:A:30:VAL:HA	3:A:33:LYS:HG2	1.95	0.49
2:O:150:ILE:HA	2:O:155:ARG:HH21	1.78	0.49
3:M:30:VAL:HA	3:M:33:LYS:HG2	1.95	0.49
3:N:149:LEU:HD23	3:N:169:ILE:HG13	1.94	0.49
1:R:183:GLN:HB2	1:R:187:TYR:H	1.78	0.49
3:C:104:ALA:HA	3:C:107:SER:HB3	1.95	0.49
2:P:2:ILE:HG23	2:P:26:SER:HB3	1.95	0.49
1:R:206:THR:HG22	1:R:221:LYS:HA	1.95	0.49
1:Q:206:THR:HG22	1:Q:221:LYS:HA	1.95	0.49
1:Q:183:GLN:HE21	1:Q:189:LEU:HD21	1.76	0.49
2:E:90:GLN:NE2	2:E:97:THR:OG1	2.46	0.49
3:A:95:LEU:HD13	3:A:273:LEU:HD23	1.95	0.49
3:B:104:ALA:HA	3:B:107:SER:HB3	1.95	0.49
2:P:148:TRP:HB3	2:P:155:ARG:HD2	1.95	0.49
2:O:148:TRP:HB3	2:O:155:ARG:HD2	1.95	0.49
3:M:197:TYR:CE2	3:J:309:GLU:HB2	2.48	0.49
3:N:104:ALA:HA	3:N:107:SER:HB3	1.95	0.49
3:J:104:ALA:HA	3:J:107:SER:HB3	1.95	0.49
3:N:95:LEU:HD13	3:N:273:LEU:HD23	1.95	0.49
2:E:2:ILE:HG23	2:E:26:SER:HB3	1.95	0.48
2:I:15:PRO:HA	2:I:78:LEU:HD12	1.94	0.48
3:C:30:VAL:HA	3:C:33:LYS:HG2	1.95	0.48
2:P:150:ILE:HA	2:P:155:ARG:HH21	1.78	0.48
1:G:37:VAL:HG13	1:G:95:TYR:HB2	1.95	0.48

*Continued on next page...*

*Continued from previous page...*

Atom-1	Atom-2	Interatomic distance (Å)	Clash overlap (Å)
3:B:30:VAL:HA	3:B:33:LYS:HG2	1.95	0.48
2:O:90:GLN:NE2	2:O:97:THR:OG1	2.46	0.48
3:J:30:VAL:HA	3:J:33:LYS:HG2	1.95	0.48
3:C:95:LEU:HD13	3:C:273:LEU:HD23	1.95	0.48
3:C:149:LEU:HD23	3:C:169:ILE:HG13	1.94	0.48
3:M:236:LEU:HD23	3:M:252:LEU:HB2	1.96	0.48
1:D:37:VAL:HG13	1:D:95:TYR:HB2	1.95	0.48
3:B:6:ARG:NH1	3:B:265:TYR:OH	2.47	0.48
3:B:95:LEU:HD13	3:B:273:LEU:HD23	1.95	0.48
3:B:236:LEU:HD23	3:B:252:LEU:HB2	1.96	0.48
3:J:95:LEU:HD13	3:J:273:LEU:HD23	1.95	0.48
2:E:6:GLN:OE1	2:E:102:THR:OG1	2.30	0.48
2:E:160:LEU:N	2:E:178:THR:O	2.47	0.48
3:B:255:ARG:HH21	3:C:200:MET:HE3	1.79	0.48
2:P:90:GLN:NE2	2:P:97:THR:OG1	2.46	0.48
3:M:73:VAL:HG13	3:M:102:SER:HB2	1.96	0.48
1:G:183:GLN:HB2	1:G:187:TYR:H	1.78	0.48
2:P:44:PRO:HD2	1:R:115:TRP:CE3	2.48	0.48
2:O:2:ILE:HG23	2:O:26:SER:HB3	1.95	0.48
3:M:284:LYS:HE2	1:Q:59:ASN:HA	1.96	0.48
3:J:73:VAL:HG13	3:J:102:SER:HB2	1.96	0.48
3:A:149:LEU:HD23	3:A:169:ILE:HG13	1.94	0.48
3:J:6:ARG:NH1	3:J:265:TYR:OH	2.47	0.48
1:Q:37:VAL:HG13	1:Q:95:TYR:HB2	1.95	0.48
1:D:32:TYR:HA	1:D:101:ALA:H	1.79	0.48
1:D:102:TYR:HH	2:E:91:HIS:CE1	2.24	0.48
1:D:105:ARG:HG2	3:B:183:ASP:OD1	2.14	0.48
1:D:206:THR:HG22	1:D:221:LYS:HA	1.95	0.48
3:A:236:LEU:HD23	3:A:252:LEU:HB2	1.96	0.48
3:B:36:LEU:HD21	3:B:300:THR:HG21	1.96	0.48
2:O:70:ASP:OD1	2:O:70:ASP:N	2.47	0.48
3:J:149:LEU:HD23	3:J:169:ILE:HG13	1.94	0.48
2:E:148:TRP:HB3	2:E:155:ARG:HD2	1.95	0.48
3:B:147:PHE:HB3	3:B:165:VAL:HG11	1.96	0.48
3:C:6:ARG:NH1	3:C:265:TYR:OH	2.47	0.48
2:P:186:TYR:O	2:P:192:TYR:OH	2.32	0.48
3:J:147:PHE:HB3	3:J:165:VAL:HG11	1.96	0.48
1:Q:32:TYR:HA	1:Q:101:ALA:H	1.79	0.48
1:D:183:GLN:HB2	1:D:187:TYR:H	1.78	0.47
2:E:8:PRO:HD3	2:E:22:SER:HB2	1.96	0.47
3:B:284:LYS:N	3:B:288:GLU:OE1	2.44	0.47

*Continued on next page...*

*Continued from previous page...*

Atom-1	Atom-2	Interatomic distance (Å)	Clash overlap (Å)
2:O:6:GLN:OE1	2:O:102:THR:OG1	2.30	0.47
2:O:186:TYR:O	2:O:192:TYR:OH	2.32	0.47
3:M:6:ARG:NH1	3:M:265:TYR:OH	2.47	0.47
3:M:147:PHE:HB3	3:M:165:VAL:HG11	1.96	0.47
3:N:36:LEU:HD21	3:N:300:THR:HG21	1.96	0.47
1:R:32:TYR:HA	1:R:101:ALA:H	1.79	0.47
3:C:73:VAL:HG13	3:C:102:SER:HB2	1.96	0.47
3:C:147:PHE:HB3	3:C:165:VAL:HG11	1.96	0.47
3:M:36:LEU:HD21	3:M:300:THR:HG21	1.96	0.47
3:M:104:ALA:HA	3:M:107:SER:HB3	1.95	0.47
3:N:6:ARG:NH1	3:N:265:TYR:OH	2.47	0.47
2:I:148:TRP:HB3	2:I:155:ARG:HD2	1.95	0.47
2:P:70:ASP:OD1	2:P:70:ASP:N	2.47	0.47
2:O:8:PRO:HD3	2:O:22:SER:HB2	1.96	0.47
2:O:160:LEU:N	2:O:178:THR:O	2.47	0.47
3:N:183:ASP:OD1	1:R:105:ARG:HG2	2.14	0.47
2:E:70:ASP:OD1	2:E:70:ASP:N	2.47	0.47
3:B:73:VAL:HG13	3:B:102:SER:HB2	1.96	0.47
3:J:236:LEU:HD23	3:J:252:LEU:HB2	1.95	0.47
2:I:90:GLN:NE2	2:I:97:THR:OG1	2.46	0.47
2:P:160:LEU:N	2:P:178:THR:O	2.47	0.47
2:I:2:ILE:HG23	2:I:26:SER:HB3	1.95	0.47
2:I:150:ILE:HA	2:I:155:ARG:HH21	1.78	0.47
3:A:147:PHE:HB3	3:A:165:VAL:HG11	1.96	0.47
3:C:236:LEU:HD23	3:C:252:LEU:HB2	1.96	0.47
2:E:150:ILE:HA	2:E:155:ARG:HH21	1.78	0.47
2:I:70:ASP:N	2:I:70:ASP:OD1	2.47	0.47
3:A:6:ARG:NH1	3:A:265:TYR:OH	2.47	0.47
3:A:73:VAL:HG13	3:A:102:SER:HB2	1.96	0.47
3:C:36:LEU:HD21	3:C:300:THR:HG21	1.96	0.47
2:P:8:PRO:HD3	2:P:22:SER:HB2	1.96	0.47
3:M:21:ARG:HD3	1:Q:102:TYR:CG	2.48	0.47
3:M:284:LYS:N	3:M:288:GLU:OE1	2.44	0.47
3:N:73:VAL:HG13	3:N:102:SER:HB2	1.96	0.47
3:N:147:PHE:HB3	3:N:165:VAL:HG11	1.96	0.47
2:E:186:TYR:O	2:E:192:TYR:OH	2.32	0.47
2:I:15:PRO:HG3	2:I:80:PRO:HB3	1.97	0.47
2:I:186:TYR:O	2:I:192:TYR:OH	2.32	0.47
3:B:301:LEU:HD13	3:B:306:LEU:HD13	1.97	0.47
3:M:183:ASP:OD1	1:Q:105:ARG:CG	2.51	0.47
3:N:236:LEU:HD23	3:N:252:LEU:HB2	1.96	0.47

*Continued on next page...*



*Continued from previous page...*

Atom-1	Atom-2	Interatomic distance (Å)	Clash overlap (Å)
1:Q:183:GLN:HB2	1:Q:187:TYR:H	1.78	0.47
2:O:116:SER:OG	1:Q:149:THR:N	2.36	0.47
3:M:185:GLY:HA2	3:J:317:TYR:CE2	2.49	0.47
2:E:15:PRO:HG3	2:E:80:PRO:HB3	1.97	0.47
3:A:36:LEU:HD21	3:A:300:THR:HG21	1.96	0.47
2:I:160:LEU:N	2:I:178:THR:O	2.47	0.46
3:B:230:SER:HA	3:B:274:ASP:HB2	1.97	0.46
2:O:98:PHE:CG	1:Q:45:LEU:HB2	2.49	0.46
3:M:183:ASP:CB	1:Q:105:ARG:HD3	2.38	0.46
3:N:183:ASP:OD1	1:R:105:ARG:CD	2.63	0.46
2:I:8:PRO:HD3	2:I:22:SER:HB2	1.96	0.46
3:A:284:LYS:N	3:A:288:GLU:OE1	2.44	0.46
3:C:301:LEU:HD13	3:C:306:LEU:HD13	1.97	0.46
3:M:95:LEU:HD13	3:M:273:LEU:HD23	1.95	0.46
1:D:74:THR:O	1:D:74:THR:OG1	2.31	0.46
3:A:230:SER:HA	3:A:274:ASP:HB2	1.97	0.46
3:C:15:PHE:HB3	3:C:103:LEU:HD11	1.98	0.46
3:N:230:SER:HA	3:N:274:ASP:HB2	1.97	0.46
3:J:15:PHE:HB3	3:J:103:LEU:HD11	1.98	0.46
3:J:230:SER:HA	3:J:274:ASP:HB2	1.97	0.46
1:G:32:TYR:HA	1:G:101:ALA:H	1.79	0.46
2:O:15:PRO:HG3	2:O:80:PRO:HB3	1.97	0.46
3:M:301:LEU:HD13	3:M:306:LEU:HD13	1.97	0.46
3:N:301:LEU:HD13	3:N:306:LEU:HD13	1.97	0.46
3:A:261:THR:HG21	3:A:299:ILE:HG23	1.98	0.46
3:C:230:SER:HA	3:C:274:ASP:HB2	1.97	0.46
2:P:15:PRO:HG3	2:P:80:PRO:HB3	1.97	0.46
3:A:15:PHE:HB3	3:A:103:LEU:HD11	1.98	0.46
3:B:15:PHE:HB3	3:B:103:LEU:HD11	1.98	0.46
3:M:230:SER:HA	3:M:274:ASP:HB2	1.97	0.46
3:M:261:THR:HG21	3:M:299:ILE:HG23	1.98	0.46
3:J:36:LEU:HD21	3:J:300:THR:HG21	1.96	0.46
2:E:62:PHE:HE1	2:E:75:ILE:HG23	1.81	0.46
3:C:98:GLY:HA3	3:C:99:GLY:HA3	1.67	0.46
2:P:62:PHE:HE1	2:P:75:ILE:HG23	1.81	0.46
3:J:284:LYS:N	3:J:288:GLU:OE1	2.44	0.46
2:E:58:ILE:HD12	2:E:58:ILE:HA	1.80	0.46
3:A:301:LEU:HD13	3:A:306:LEU:HD13	1.97	0.46
2:O:148:TRP:HB2	2:O:155:ARG:HB2	1.98	0.46
3:M:15:PHE:HB3	3:M:103:LEU:HD11	1.98	0.46
1:Q:54:TYR:CE1	1:Q:105:ARG:NH2	2.84	0.46

*Continued on next page...*

*Continued from previous page...*

Atom-1	Atom-2	Interatomic distance (Å)	Clash overlap (Å)
2:I:62:PHE:HE1	2:I:75:ILE:HG23	1.81	0.46
2:I:148:TRP:HB2	2:I:155:ARG:HB2	1.98	0.46
3:N:98:GLY:HA3	3:N:99:GLY:HA3	1.66	0.46
1:G:137:ALA:HB1	1:G:150:LEU:HD22	1.98	0.46
1:Q:157:TYR:O	1:Q:188:THR:OG1	2.30	0.46
2:P:148:TRP:HB2	2:P:155:ARG:HB2	1.98	0.45
3:N:261:THR:HG21	3:N:299:ILE:HG23	1.98	0.45
1:Q:137:ALA:HB1	1:Q:150:LEU:HD22	1.98	0.45
2:E:160:LEU:O	2:E:178:THR:N	2.47	0.45
2:O:92:SER:HB3	3:M:22:GLY:HA3	1.98	0.45
3:J:301:LEU:HD13	3:J:306:LEU:HD13	1.97	0.45
1:R:54:TYR:CE1	1:R:105:ARG:NH2	2.84	0.45
1:R:133:VAL:HG12	1:R:135:PRO:HD3	1.99	0.45
1:R:157:TYR:O	1:R:188:THR:OG1	2.30	0.45
2:E:148:TRP:HB2	2:E:155:ARG:HB2	1.98	0.45
1:G:54:TYR:CE1	1:G:105:ARG:NH2	2.84	0.45
2:P:118:PHE:HA	2:P:119:PRO:HD3	1.65	0.45
3:M:98:GLY:HA3	3:M:99:GLY:HA3	1.67	0.45
3:M:142:GLY:O	1:Q:104:TYR:OH	2.35	0.45
1:D:133:VAL:HG12	1:D:135:PRO:HD3	1.98	0.45
2:P:38:GLN:NE2	1:R:39:GLN:OE1	2.46	0.45
2:I:160:LEU:O	2:I:178:THR:N	2.48	0.45
2:P:21:LEU:HB2	2:P:73:LEU:HB3	1.99	0.45
1:D:54:TYR:CE1	1:D:105:ARG:NH2	2.84	0.45
2:I:118:PHE:HA	2:I:119:PRO:HD3	1.65	0.45
3:C:224:LYS:HD2	3:C:269:LEU:HD11	1.99	0.45
1:G:6:GLN:HE22	1:G:95:TYR:HA	1.82	0.45
2:E:116:SER:HG	2:E:118:PHE:HE2	1.63	0.45
3:A:224:LYS:HD2	3:A:269:LEU:HD11	1.99	0.45
3:B:261:THR:HG21	3:B:299:ILE:HG23	1.98	0.45
1:Q:133:VAL:HG12	1:Q:135:PRO:HD3	1.99	0.45
2:I:21:LEU:HB2	2:I:73:LEU:HB3	1.99	0.45
3:B:224:LYS:HD2	3:B:269:LEU:HD11	1.99	0.45
3:C:261:THR:HG21	3:C:299:ILE:HG23	1.98	0.45
2:O:58:ILE:HD12	2:O:58:ILE:HA	1.80	0.45
3:N:224:LYS:HD2	3:N:269:LEU:HD11	1.99	0.45
3:M:185:GLY:HA2	3:J:317:TYR:CG	2.51	0.44
3:N:15:PHE:HB3	3:N:103:LEU:HD11	1.98	0.44
3:J:224:LYS:HD2	3:J:269:LEU:HD11	1.99	0.44
3:C:284:LYS:N	3:C:288:GLU:OE1	2.44	0.44
2:P:117:ILE:HA	2:P:134:CYS:HA	1.99	0.44

*Continued on next page...*

*Continued from previous page...*

Atom-1	Atom-2	Interatomic distance (Å)	Clash overlap (Å)
3:N:242:PRO:HG2	3:N:288:GLU:HB3	1.99	0.44
1:D:137:ALA:HB1	1:D:150:LEU:HD22	1.98	0.44
3:C:242:PRO:HG2	3:C:288:GLU:HB3	1.99	0.44
2:P:160:LEU:O	2:P:178:THR:N	2.47	0.44
3:J:87:VAL:HA	3:J:90:ASN:HD22	1.83	0.44
3:J:261:THR:HG21	3:J:299:ILE:HG23	1.98	0.44
2:O:117:ILE:HA	2:O:134:CYS:HA	1.99	0.44
1:D:6:GLN:HE22	1:D:95:TYR:HA	1.82	0.44
3:A:255:ARG:HH21	3:B:200:MET:HE3	1.82	0.44
2:O:49:TYR:HB2	1:Q:111:TRP:CD1	2.52	0.44
3:M:224:LYS:HD2	3:M:269:LEU:HD11	1.99	0.44
3:J:98:GLY:HA3	3:J:99:GLY:HA3	1.67	0.44
1:R:6:GLN:HE22	1:R:95:TYR:HA	1.82	0.44
2:E:20:THR:HG22	2:E:74:THR:HG22	1.99	0.44
3:A:87:VAL:HA	3:A:90:ASN:HD22	1.83	0.44
2:O:62:PHE:HE1	2:O:75:ILE:HG23	1.81	0.44
3:B:87:VAL:HA	3:B:90:ASN:HD22	1.83	0.44
2:O:20:THR:HG22	2:O:74:THR:HG22	2.00	0.44
2:O:118:PHE:HA	2:O:119:PRO:HD3	1.66	0.44
1:R:137:ALA:HB1	1:R:150:LEU:HD22	1.98	0.44
2:E:21:LEU:HB2	2:E:73:LEU:HB3	1.99	0.44
2:I:20:THR:HG22	2:I:74:THR:HG22	2.00	0.44
3:N:308:ARG:HD2	3:J:200:MET:HB2	1.98	0.44
1:Q:54:TYR:CE1	1:Q:105:ARG:NE	2.86	0.44
1:Q:74:THR:O	1:Q:74:THR:OG1	2.31	0.44
2:O:160:LEU:O	2:O:178:THR:N	2.48	0.44
3:J:242:PRO:HG2	3:J:288:GLU:HB3	1.99	0.44
1:R:162:VAL:HG12	1:R:211:HIS:HB2	2.00	0.44
3:B:242:PRO:HG2	3:B:288:GLU:HB3	1.99	0.43
3:M:242:PRO:HG2	3:M:288:GLU:HB3	1.99	0.43
1:G:133:VAL:HG12	1:G:135:PRO:HD3	1.99	0.43
1:Q:6:GLN:HE22	1:Q:95:TYR:HA	1.82	0.43
3:A:242:PRO:HG2	3:A:288:GLU:HB3	1.99	0.43
3:M:180:ARG:HA	3:J:308:ARG:CB	2.47	0.43
1:Q:162:VAL:HG12	1:Q:211:HIS:HB2	2.00	0.43
1:D:166:TRP:CH2	1:D:207:CYS:HB3	2.53	0.43
2:E:117:ILE:HA	2:E:134:CYS:HA	2.00	0.43
2:I:117:ILE:HA	2:I:134:CYS:HA	2.00	0.43
2:O:118:PHE:CE2	1:Q:150:LEU:HA	2.53	0.43
1:R:166:TRP:CH2	1:R:207:CYS:HB3	2.53	0.43
3:C:87:VAL:HA	3:C:90:ASN:HD22	1.83	0.43

*Continued on next page...*

*Continued from previous page...*

Atom-1	Atom-2	Interatomic distance (Å)	Clash overlap (Å)
1:D:145:GLY:O	1:D:198:SER:OG	2.36	0.43
3:B:98:GLY:HA3	3:B:99:GLY:HA3	1.67	0.43
2:P:20:THR:HG22	2:P:74:THR:HG22	1.99	0.43
2:O:125:LEU:HD22	2:O:183:LYS:HG3	2.01	0.43
1:G:83:LEU:HD12	1:G:86:LEU:HG	2.00	0.43
1:Q:145:GLY:O	1:Q:198:SER:OG	2.36	0.43
1:D:83:LEU:HD12	1:D:86:LEU:HG	2.00	0.43
1:R:83:LEU:HD12	1:R:86:LEU:HG	2.00	0.43
2:I:125:LEU:HD22	2:I:183:LYS:HG3	2.01	0.43
3:M:200:MET:HA	3:M:203:VAL:HB	2.01	0.43
1:R:54:TYR:CE1	1:R:105:ARG:NE	2.86	0.43
1:R:138:PRO:HA	1:R:224:PRO:HB3	2.01	0.43
1:Q:83:LEU:HD12	1:Q:86:LEU:HG	2.00	0.43
2:E:125:LEU:HD22	2:E:183:LYS:HG3	2.01	0.43
2:O:21:LEU:HB2	2:O:73:LEU:HB3	1.99	0.43
3:M:87:VAL:HA	3:M:90:ASN:HD22	1.83	0.43
1:G:166:TRP:CH2	1:G:207:CYS:HB3	2.53	0.43
1:D:162:VAL:HG12	1:D:211:HIS:HB2	2.00	0.42
2:I:83:PHE:CE2	2:I:106:ILE:HG12	2.54	0.42
2:O:83:PHE:CE2	2:O:106:ILE:HG12	2.54	0.42
3:N:87:VAL:HA	3:N:90:ASN:HD22	1.83	0.42
1:G:162:VAL:HG12	1:G:211:HIS:HB2	2.00	0.42
1:Q:166:TRP:CH2	1:Q:207:CYS:HB3	2.53	0.42
3:B:180:ARG:NH1	3:B:248:VAL:O	2.49	0.42
1:G:145:GLY:O	1:G:198:SER:OG	2.36	0.42
2:P:116:SER:HG	2:P:118:PHE:HE2	1.65	0.42
2:P:125:LEU:HD22	2:P:183:LYS:HG3	2.01	0.42
1:R:145:GLY:O	1:R:198:SER:OG	2.36	0.42
1:D:138:PRO:HA	1:D:224:PRO:HB3	2.01	0.42
2:I:149:LYS:HD2	2:I:152:GLY:HA2	2.02	0.42
2:P:83:PHE:CE2	2:P:106:ILE:HG12	2.54	0.42
2:O:162:SER:OG	1:Q:179:PRO:O	2.29	0.42
1:R:93:VAL:HG22	1:R:120:LEU:HD23	2.02	0.42
1:Q:35:SER:HB2	1:Q:47:TRP:HE1	1.84	0.42
1:Q:138:PRO:HA	1:Q:224:PRO:HB3	2.01	0.42
2:E:118:PHE:HA	2:E:119:PRO:HD3	1.66	0.42
3:C:200:MET:HA	3:C:203:VAL:HB	2.01	0.42
3:N:7:THR:HG23	3:N:46:ASP:HB3	2.02	0.42
3:A:7:THR:HG23	3:A:46:ASP:HB3	2.02	0.42
3:A:180:ARG:NH1	3:A:248:VAL:O	2.49	0.42
3:N:209:GLY:HA3	3:J:205:ARG:O	2.19	0.42

*Continued on next page...*

*Continued from previous page...*

Atom-1	Atom-2	Interatomic distance (Å)	Clash overlap (Å)
1:G:74:THR:O	1:G:74:THR:OG1	2.31	0.42
1:D:35:SER:HB2	1:D:47:TRP:HE1	1.84	0.42
1:D:97:ALA:HB3	1:D:112:PHE:HD2	1.85	0.42
2:E:83:PHE:CE2	2:E:106:ILE:HG12	2.54	0.42
2:P:149:LYS:HD2	2:P:152:GLY:HA2	2.02	0.42
1:G:54:TYR:CE1	1:G:105:ARG:NE	2.86	0.42
1:G:93:VAL:HG22	1:G:120:LEU:HD23	2.02	0.42
1:G:97:ALA:HB3	1:G:112:PHE:HD2	1.85	0.42
1:R:156:GLY:H	1:R:189:LEU:HD23	1.85	0.42
3:J:7:THR:HG23	3:J:46:ASP:HB3	2.01	0.42
1:R:23:LYS:HA	1:R:78:THR:HG22	2.02	0.42
1:R:97:ALA:HB3	1:R:112:PHE:HD2	1.85	0.42
1:Q:97:ALA:HB3	1:Q:112:PHE:HD2	1.85	0.42
3:A:200:MET:HA	3:A:203:VAL:HB	2.01	0.42
1:G:35:SER:HB2	1:G:47:TRP:HE1	1.84	0.42
1:R:35:SER:HB2	1:R:47:TRP:HE1	1.84	0.42
1:R:74:THR:O	1:R:74:THR:OG1	2.31	0.42
1:R:136:LEU:HD23	1:R:136:LEU:HA	1.86	0.42
3:C:7:THR:HG23	3:C:46:ASP:HB3	2.02	0.41
1:G:138:PRO:HA	1:G:224:PRO:HB3	2.01	0.41
2:O:98:PHE:CZ	1:Q:37:VAL:HG21	2.54	0.41
3:J:200:MET:HA	3:J:203:VAL:HB	2.01	0.41
3:J:232:ASP:OD1	3:J:233:VAL:N	2.54	0.41
1:G:211:HIS:CE1	1:G:213:ALA:HB3	2.56	0.41
1:Q:156:GLY:H	1:Q:189:LEU:HD23	1.84	0.41
1:Q:211:HIS:CE1	1:Q:213:ALA:HB3	2.55	0.41
3:B:7:THR:HG23	3:B:46:ASP:HB3	2.02	0.41
3:N:200:MET:HA	3:N:203:VAL:HB	2.01	0.41
1:R:211:HIS:CE1	1:R:213:ALA:HB3	2.56	0.41
1:D:156:GLY:H	1:D:189:LEU:HD23	1.85	0.41
1:D:211:HIS:CE1	1:D:213:ALA:HB3	2.56	0.41
2:E:149:LYS:HD2	2:E:152:GLY:HA2	2.02	0.41
3:M:7:THR:HG23	3:M:46:ASP:HB3	2.02	0.41
3:M:30:VAL:HG21	3:M:280:PRO:HG3	2.02	0.41
1:R:83:LEU:HD13	1:R:84:ARG:H	1.86	0.41
1:Q:98:ARG:HB3	1:Q:114:PRO:HD3	2.03	0.41
3:A:30:VAL:HG21	3:A:280:PRO:HG3	2.02	0.41
3:B:30:VAL:HG21	3:B:280:PRO:HG3	2.02	0.41
3:B:200:MET:HA	3:B:203:VAL:HB	2.01	0.41
1:D:101:ALA:O	1:D:106:SER:OG	2.27	0.41
2:I:38:GLN:HE22	1:G:39:GLN:NE2	2.19	0.41

*Continued on next page...*

*Continued from previous page...*

Atom-1	Atom-2	Interatomic distance (Å)	Clash overlap (Å)
3:A:232:ASP:OD1	3:A:233:VAL:N	2.54	0.41
2:P:38:GLN:HE22	1:R:39:GLN:NE2	2.19	0.41
3:N:232:ASP:OD1	3:N:233:VAL:N	2.54	0.41
1:R:98:ARG:HB3	1:R:114:PRO:HD3	2.03	0.41
1:Q:136:LEU:HD23	1:Q:136:LEU:HA	1.85	0.41
2:E:146:VAL:HG22	2:E:196:ALA:HA	2.03	0.41
2:I:94:LEU:HA	2:I:95:PRO:HA	1.85	0.41
2:O:149:LYS:HD2	2:O:152:GLY:HA2	2.02	0.41
3:M:232:ASP:OD1	3:M:233:VAL:N	2.54	0.41
1:Q:23:LYS:HA	1:Q:78:THR:HG22	2.02	0.41
1:D:13:LYS:HB3	1:D:125:SER:HB3	2.03	0.41
1:D:98:ARG:HB3	1:D:114:PRO:HD3	2.03	0.41
2:I:146:VAL:HG22	2:I:196:ALA:HA	2.03	0.41
3:C:232:ASP:OD1	3:C:233:VAL:N	2.54	0.41
3:M:134:THR:HG21	3:J:317:TYR:HA	2.03	0.41
3:J:30:VAL:HG21	3:J:280:PRO:HG3	2.02	0.41
1:G:83:LEU:HD13	1:G:84:ARG:H	1.86	0.41
3:C:19:GLN:HA	3:C:20:PRO:HD3	1.92	0.41
3:C:180:ARG:NH1	3:C:248:VAL:O	2.49	0.41
1:Q:93:VAL:HG22	1:Q:120:LEU:HD23	2.02	0.41
1:D:93:VAL:HG22	1:D:120:LEU:HD23	2.02	0.40
2:I:111:ALA:H	2:I:140:TYR:HB3	1.87	0.40
2:I:116:SER:HA	2:I:207:LYS:HG2	2.04	0.40
3:C:30:VAL:HG21	3:C:280:PRO:HG3	2.02	0.40
3:M:180:ARG:NH1	3:M:248:VAL:O	2.49	0.40
3:M:205:ARG:HA	3:J:209:GLY:HA3	2.02	0.40
1:D:38:ARG:NH1	1:D:90:ASP:OD1	2.54	0.40
1:D:83:LEU:HD13	1:D:84:ARG:H	1.86	0.40
2:P:38:GLN:HE22	1:R:39:GLN:CD	2.22	0.40
3:M:137:SER:O	1:Q:107:PRO:HA	2.21	0.40
3:M:179:LEU:O	3:J:308:ARG:HB3	2.20	0.40
3:N:30:VAL:HG21	3:N:280:PRO:HG3	2.02	0.40
1:G:156:GLY:H	1:G:189:LEU:HD23	1.85	0.40
2:E:111:ALA:H	2:E:140:TYR:HB3	1.86	0.40
3:B:232:ASP:OD1	3:B:233:VAL:N	2.54	0.40
2:O:94:LEU:HA	2:O:95:PRO:HA	1.85	0.40
1:G:23:LYS:HA	1:G:78:THR:HG22	2.02	0.40
1:G:38:ARG:NH1	1:G:90:ASP:OD1	2.54	0.40
1:R:38:ARG:NH1	1:R:90:ASP:OD1	2.54	0.40
2:I:58:ILE:HD12	2:I:58:ILE:HA	1.80	0.40
2:I:116:SER:HG	2:I:118:PHE:HE2	1.69	0.40

*Continued on next page...*

Continued from previous page...

Atom-1	Atom-2	Interatomic distance (Å)	Clash overlap (Å)
3:B:205:ARG:HH11	3:B:205:ARG:HD2	1.78	0.40
3:M:80:LEU:HD21	3:M:96:VAL:HG11	2.04	0.40
3:J:80:LEU:HD21	3:J:96:VAL:HG11	2.04	0.40
2:I:149:LYS:HA	2:I:154:GLU:HA	2.04	0.40
2:P:111:ALA:H	2:P:140:TYR:HB3	1.86	0.40
3:N:5:SER:HA	3:N:93:ILE:HD11	2.04	0.40
3:N:80:LEU:HD21	3:N:96:VAL:HG11	2.04	0.40
1:G:111:TRP:CD1	1:G:113:ASP:HB2	2.57	0.40
1:Q:13:LYS:HB3	1:Q:125:SER:HB3	2.03	0.40

There are no symmetry-related clashes.

## 5.3 Torsion angles [i](#)

### 5.3.1 Protein backbone [i](#)

In the following table, the Percentiles column shows the percent Ramachandran outliers of the chain as a percentile score with respect to all PDB entries followed by that with respect to all EM entries.

The Analysed column shows the number of residues for which the backbone conformation was analysed, and the total number of residues.

Mol	Chain	Analysed	Favoured	Allowed	Outliers	Percentiles	
1	D	220/455 (48%)	190 (86%)	26 (12%)	4 (2%)	8	42
1	G	220/455 (48%)	190 (86%)	26 (12%)	4 (2%)	8	42
1	Q	220/455 (48%)	190 (86%)	26 (12%)	4 (2%)	8	42
1	R	220/455 (48%)	190 (86%)	26 (12%)	4 (2%)	8	42
2	E	212/214 (99%)	170 (80%)	40 (19%)	2 (1%)	17	56
2	I	212/214 (99%)	170 (80%)	40 (19%)	2 (1%)	17	56
2	O	212/214 (99%)	170 (80%)	40 (19%)	2 (1%)	17	56
2	P	212/214 (99%)	170 (80%)	40 (19%)	2 (1%)	17	56
3	A	315/322 (98%)	298 (95%)	17 (5%)	0	100	100
3	B	315/322 (98%)	298 (95%)	17 (5%)	0	100	100
3	C	315/322 (98%)	298 (95%)	17 (5%)	0	100	100
3	J	315/322 (98%)	298 (95%)	17 (5%)	0	100	100
3	M	315/322 (98%)	298 (95%)	17 (5%)	0	100	100

Continued on next page...

Continued from previous page...

Mol	Chain	Analysed	Favoured	Allowed	Outliers	Percentiles	
3	N	315/322 (98%)	298 (95%)	17 (5%)	0	100	100
All	All	3618/4608 (78%)	3228 (89%)	366 (10%)	24 (1%)	26	62

All (24) Ramachandran outliers are listed below:

Mol	Chain	Res	Type
1	D	114	PRO
2	E	59	PRO
2	I	59	PRO
2	P	59	PRO
2	O	59	PRO
1	G	114	PRO
1	R	114	PRO
1	Q	114	PRO
1	D	13	LYS
1	G	13	LYS
1	R	13	LYS
1	Q	13	LYS
1	D	56	GLY
1	R	56	GLY
1	Q	56	GLY
1	G	56	GLY
1	D	14	PRO
1	G	14	PRO
1	R	14	PRO
1	Q	14	PRO
2	E	95	PRO
2	I	95	PRO
2	P	95	PRO
2	O	95	PRO

### 5.3.2 Protein sidechains [i](#)

In the following table, the Percentiles column shows the percent sidechain outliers of the chain as a percentile score with respect to all PDB entries followed by that with respect to all EM entries.

The Analysed column shows the number of residues for which the sidechain conformation was analysed, and the total number of residues.



Mol	Chain	Analysed	Rotameric	Outliers	Percentiles	
1	D	188/406 (46%)	184 (98%)	4 (2%)	53	71
1	G	188/406 (46%)	184 (98%)	4 (2%)	53	71
1	Q	188/406 (46%)	184 (98%)	4 (2%)	53	71
1	R	188/406 (46%)	184 (98%)	4 (2%)	53	71
2	E	185/187 (99%)	183 (99%)	2 (1%)	73	84
2	I	185/187 (99%)	183 (99%)	2 (1%)	73	84
2	O	185/187 (99%)	183 (99%)	2 (1%)	73	84
2	P	185/187 (99%)	183 (99%)	2 (1%)	73	84
3	A	265/270 (98%)	265 (100%)	0	100	100
3	B	265/270 (98%)	265 (100%)	0	100	100
3	C	265/270 (98%)	265 (100%)	0	100	100
3	J	265/270 (98%)	265 (100%)	0	100	100
3	M	265/270 (98%)	265 (100%)	0	100	100
3	N	265/270 (98%)	265 (100%)	0	100	100
All	All	3082/3992 (77%)	3058 (99%)	24 (1%)	82	89

All (24) residues with a non-rotameric sidechain are listed below:

Mol	Chain	Res	Type
1	D	31	ASN
1	D	59	ASN
1	D	83	LEU
1	D	125	SER
2	E	108	ARG
2	E	137	ASN
2	I	108	ARG
2	I	137	ASN
2	P	108	ARG
2	P	137	ASN
2	O	108	ARG
2	O	137	ASN
1	G	31	ASN
1	G	59	ASN
1	G	83	LEU
1	G	125	SER
1	R	31	ASN
1	R	59	ASN
1	R	83	LEU

*Continued on next page...*

*Continued from previous page...*

Mol	Chain	Res	Type
1	R	125	SER
1	Q	31	ASN
1	Q	59	ASN
1	Q	83	LEU
1	Q	125	SER

Sometimes sidechains can be flipped to improve hydrogen bonding and reduce clashes. All (42) such sidechains are listed below:

Mol	Chain	Res	Type
1	D	31	ASN
1	D	59	ASN
2	E	90	GLN
2	E	137	ASN
2	I	90	GLN
2	I	137	ASN
3	A	90	ASN
3	A	126	HIS
3	A	141	HIS
3	A	187	HIS
3	A	311	ASN
3	B	90	ASN
3	B	187	HIS
3	B	311	ASN
3	C	90	ASN
3	C	187	HIS
3	C	311	ASN
2	P	38	GLN
2	P	90	GLN
2	P	137	ASN
2	O	90	GLN
2	O	91	HIS
2	O	137	ASN
3	M	69	ASN
3	M	90	ASN
3	M	311	ASN
3	N	90	ASN
3	N	141	HIS
3	N	187	HIS
3	N	311	ASN
3	J	90	ASN
3	J	141	HIS
3	J	311	ASN

*Continued on next page...*

*Continued from previous page...*

Mol	Chain	Res	Type
1	G	31	ASN
1	G	39	GLN
1	G	59	ASN
1	R	31	ASN
1	R	39	GLN
1	R	59	ASN
1	R	109	HIS
1	Q	31	ASN
1	Q	176	HIS

### 5.3.3 RNA [i](#)

There are no RNA molecules in this entry.

## 5.4 Non-standard residues in protein, DNA, RNA chains [i](#)

There are no non-standard protein/DNA/RNA residues in this entry.

## 5.5 Carbohydrates [i](#)

There are no monosaccharides in this entry.

## 5.6 Ligand geometry [i](#)

Of 12 ligands modelled in this entry, 12 are monoatomic - leaving 0 for Mogul analysis.

There are no bond length outliers.

There are no bond angle outliers.

There are no chirality outliers.

There are no torsion outliers.

There are no ring outliers.

No monomer is involved in short contacts.

## 5.7 Other polymers [i](#)

There are no such residues in this entry.

## 5.8 Polymer linkage issues

There are no chain breaks in this entry.

## 6 Map visualisation

This section contains visualisations of the EMDB entry EMD-23295. These allow visual inspection of the internal detail of the map and identification of artifacts.

Images derived from a raw map, generated by summing the deposited half-maps, are presented below the corresponding image components of the primary map to allow further visual inspection and comparison with those of the primary map.

### 6.1 Orthogonal projections

This section was not generated.

### 6.2 Central slices

This section was not generated.

### 6.3 Largest variance slices

This section was not generated.

### 6.4 Orthogonal surface views

This section was not generated.

### 6.5 Mask visualisation

This section was not generated. No masks/segmentation were deposited.

## 7 Map analysis

This section contains the results of statistical analysis of the map.

### 7.1 Map-value distribution

This section was not generated.

### 7.2 Volume estimate versus contour level

This section was not generated.

### 7.3 Rotationally averaged power spectrum

This section was not generated. The rotationally averaged power spectrum had issues being displayed.

## 8 Fourier-Shell correlation

This section was not generated. No FSC curve or half-maps provided.

## 9 Map-model fit

This section was not generated.