



Full wwPDB EM Validation Report ⓘ

Nov 14, 2022 – 08:25 PM EST

PDB ID : 7KDV
EMDB ID : EMD-22830
Title : Murine core lysosomal multienzyme complex (LMC) composed of acid beta-galactosidase (GLB1) and protective protein cathepsin A (PPCA, CTSA)
Authors : Gorelik, A.; Illes, K.; Hasan, S.M.N.; Nagar, B.; Mazhab-Jafari, M.T.
Deposited on : 2020-10-09
Resolution : 4.59 Å (reported)
Based on initial models : 3THC, 1IVY

This is a Full wwPDB EM Validation Report for a publicly released PDB entry.

We welcome your comments at validation@mail.wwpdb.org

A user guide is available at

<https://www.wwpdb.org/validation/2017/EMValidationReportHelp>

with specific help available everywhere you see the ⓘ symbol.

The types of validation reports are described at

<http://www.wwpdb.org/validation/2017/FAQs#types>.

The following versions of software and data (see [references ⓘ](#)) were used in the production of this report:

EMDB validation analysis : 0.0.1.dev43
Mogul : 1.8.5 (274361), CSD as541be (2020)
MolProbity : 4.02b-467
Percentile statistics : 20191225.v01 (using entries in the PDB archive December 25th 2019)
MapQ : 1.9.9
Ideal geometry (proteins) : Engh & Huber (2001)
Ideal geometry (DNA, RNA) : Parkinson et al. (1996)
Validation Pipeline (wwPDB-VP) : 2.31.2

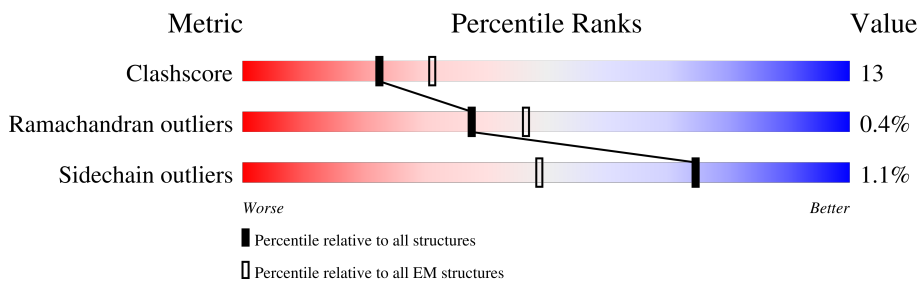
1 Overall quality at a glance i

The following experimental techniques were used to determine the structure:

ELECTRON MICROSCOPY

The reported resolution of this entry is 4.59 Å.

Percentile scores (ranging between 0-100) for global validation metrics of the entry are shown in the following graphic. The table shows the number of entries on which the scores are based.














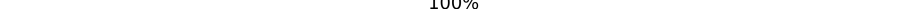

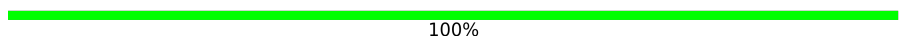





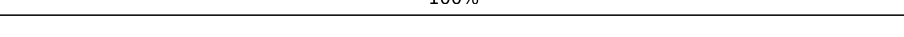
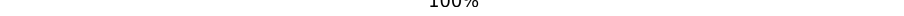

Metric	Whole archive (#Entries)	EM structures (#Entries)
Clashscore	158937	4297
Ramachandran outliers	154571	4023
Sidechain outliers	154315	3826

The table below summarises the geometric issues observed across the polymeric chains and their fit to the map. The red, orange, yellow and green segments of the bar indicate the fraction of residues that contain outliers for ≥ 3 , 2, 1 and 0 types of geometric quality criteria respectively. A grey segment represents the fraction of residues that are not modelled. The numeric value for each fraction is indicated below the corresponding segment, with a dot representing fractions $\leq 5\%$. The upper red bar (where present) indicates the fraction of residues that have poor fit to the EM map (all-atom inclusion $< 40\%$). The numeric value is given above the bar.

Mol	Chain	Length	Quality of chain
1	A	630	
1	C	630	
1	E	630	
1	G	630	
1	I	630	
1	K	630	
2	B	461	
2	D	461	

Continued on next page...

Continued from previous page...

Mol	Chain	Length	Quality of chain
2	F	461	 67% 31% ..
2	H	461	 66% 32% ..
2	J	461	 66% 31% ..
2	L	461	 67% 31% ..
3	M	2	 100%
3	N	2	 100%
3	P	2	 100%
3	Q	2	 100%
3	S	2	 100%
3	T	2	 100%
3	V	2	 100%
3	W	2	 100%
3	Y	2	 100%
3	Z	2	 100%
3	b	2	 100%
3	c	2	 100%
4	O	3	 67% 33%
4	R	3	 67% 33%
4	U	3	 67% 33%
4	X	3	 67% 33%
4	a	3	 100%
4	d	3	 100%

2 Entry composition [i](#)

There are 5 unique types of molecules in this entry. The entry contains 51696 atoms, of which 0 are hydrogens and 0 are deuteriums.

In the tables below, the AltConf column contains the number of residues with at least one atom in alternate conformation and the Trace column contains the number of residues modelled with at most 2 atoms.

- Molecule 1 is a protein called Beta-galactosidase.

Mol	Chain	Residues	Atoms					AltConf	Trace
			Total	C	N	O	S		
1	A	600	4823	3141	793	869	20	0	0
1	C	600	4823	3141	793	869	20	0	0
1	E	600	4823	3141	793	869	20	0	0
1	G	600	4823	3141	793	869	20	0	0
1	I	600	4823	3141	793	869	20	0	0
1	K	600	4823	3141	793	869	20	0	0

There are 78 discrepancies between the modelled and reference sequences:

Chain	Residue	Modelled	Actual	Comment	Reference
A	18	ASP	-	expression tag	UNP P23780
A	19	ARG	-	expression tag	UNP P23780
A	20	HIS	-	expression tag	UNP P23780
A	21	HIS	-	expression tag	UNP P23780
A	22	HIS	-	expression tag	UNP P23780
A	23	HIS	-	expression tag	UNP P23780
A	24	HIS	-	expression tag	UNP P23780
A	25	HIS	-	expression tag	UNP P23780
A	26	GLY	-	expression tag	UNP P23780
A	27	SER	-	expression tag	UNP P23780
A	468	GLN	ARG	engineered mutation	UNP P23780
A	517	ASP	ASN	engineered mutation	UNP P23780
A	534	GLY	GLU	engineered mutation	UNP P23780
C	18	ASP	-	expression tag	UNP P23780
C	19	ARG	-	expression tag	UNP P23780
C	20	HIS	-	expression tag	UNP P23780
C	21	HIS	-	expression tag	UNP P23780
C	22	HIS	-	expression tag	UNP P23780

Continued on next page...

Continued from previous page...

Chain	Residue	Modelled	Actual	Comment	Reference
C	23	HIS	-	expression tag	UNP P23780
C	24	HIS	-	expression tag	UNP P23780
C	25	HIS	-	expression tag	UNP P23780
C	26	GLY	-	expression tag	UNP P23780
C	27	SER	-	expression tag	UNP P23780
C	468	GLN	ARG	engineered mutation	UNP P23780
C	517	ASP	ASN	engineered mutation	UNP P23780
C	534	GLY	GLU	engineered mutation	UNP P23780
E	18	ASP	-	expression tag	UNP P23780
E	19	ARG	-	expression tag	UNP P23780
E	20	HIS	-	expression tag	UNP P23780
E	21	HIS	-	expression tag	UNP P23780
E	22	HIS	-	expression tag	UNP P23780
E	23	HIS	-	expression tag	UNP P23780
E	24	HIS	-	expression tag	UNP P23780
E	25	HIS	-	expression tag	UNP P23780
E	26	GLY	-	expression tag	UNP P23780
E	27	SER	-	expression tag	UNP P23780
E	468	GLN	ARG	engineered mutation	UNP P23780
E	517	ASP	ASN	engineered mutation	UNP P23780
E	534	GLY	GLU	engineered mutation	UNP P23780
G	18	ASP	-	expression tag	UNP P23780
G	19	ARG	-	expression tag	UNP P23780
G	20	HIS	-	expression tag	UNP P23780
G	21	HIS	-	expression tag	UNP P23780
G	22	HIS	-	expression tag	UNP P23780
G	23	HIS	-	expression tag	UNP P23780
G	24	HIS	-	expression tag	UNP P23780
G	25	HIS	-	expression tag	UNP P23780
G	26	GLY	-	expression tag	UNP P23780
G	27	SER	-	expression tag	UNP P23780
G	468	GLN	ARG	engineered mutation	UNP P23780
G	517	ASP	ASN	engineered mutation	UNP P23780
G	534	GLY	GLU	engineered mutation	UNP P23780
I	18	ASP	-	expression tag	UNP P23780
I	19	ARG	-	expression tag	UNP P23780
I	20	HIS	-	expression tag	UNP P23780
I	21	HIS	-	expression tag	UNP P23780
I	22	HIS	-	expression tag	UNP P23780
I	23	HIS	-	expression tag	UNP P23780
I	24	HIS	-	expression tag	UNP P23780
I	25	HIS	-	expression tag	UNP P23780

Continued on next page...

Continued from previous page...

Chain	Residue	Modelled	Actual	Comment	Reference
I	26	GLY	-	expression tag	UNP P23780
I	27	SER	-	expression tag	UNP P23780
I	468	GLN	ARG	engineered mutation	UNP P23780
I	517	ASP	ASN	engineered mutation	UNP P23780
I	534	GLY	GLU	engineered mutation	UNP P23780
K	18	ASP	-	expression tag	UNP P23780
K	19	ARG	-	expression tag	UNP P23780
K	20	HIS	-	expression tag	UNP P23780
K	21	HIS	-	expression tag	UNP P23780
K	22	HIS	-	expression tag	UNP P23780
K	23	HIS	-	expression tag	UNP P23780
K	24	HIS	-	expression tag	UNP P23780
K	25	HIS	-	expression tag	UNP P23780
K	26	GLY	-	expression tag	UNP P23780
K	27	SER	-	expression tag	UNP P23780
K	468	GLN	ARG	engineered mutation	UNP P23780
K	517	ASP	ASN	engineered mutation	UNP P23780
K	534	GLY	GLU	engineered mutation	UNP P23780

- Molecule 2 is a protein called Lysosomal protective protein.

Mol	Chain	Residues	Atoms					AltConf	Trace
			Total	C	N	O	S		
2	B	452	3628	2317	610	680	21	0	0
2	D	452	3628	2317	610	680	21	0	0
2	F	452	3628	2317	610	680	21	0	0
2	H	452	3628	2317	610	680	21	0	0
2	J	452	3628	2317	610	680	21	0	0
2	L	452	3628	2317	610	680	21	0	0

There are 66 discrepancies between the modelled and reference sequences:

Chain	Residue	Modelled	Actual	Comment	Reference
B	14	ASP	-	expression tag	UNP P16675
B	15	ARG	-	expression tag	UNP P16675
B	16	HIS	-	expression tag	UNP P16675
B	17	HIS	-	expression tag	UNP P16675

Continued on next page...

Continued from previous page...

Chain	Residue	Modelled	Actual	Comment	Reference
B	18	HIS	-	expression tag	UNP P16675
B	19	HIS	-	expression tag	UNP P16675
B	20	HIS	-	expression tag	UNP P16675
B	21	HIS	-	expression tag	UNP P16675
B	22	GLY	-	expression tag	UNP P16675
B	23	SER	-	expression tag	UNP P16675
B	32	ALA	CYS	engineered mutation	UNP P16675
D	14	ASP	-	expression tag	UNP P16675
D	15	ARG	-	expression tag	UNP P16675
D	16	HIS	-	expression tag	UNP P16675
D	17	HIS	-	expression tag	UNP P16675
D	18	HIS	-	expression tag	UNP P16675
D	19	HIS	-	expression tag	UNP P16675
D	20	HIS	-	expression tag	UNP P16675
D	21	HIS	-	expression tag	UNP P16675
D	22	GLY	-	expression tag	UNP P16675
D	23	SER	-	expression tag	UNP P16675
D	32	ALA	CYS	engineered mutation	UNP P16675
F	14	ASP	-	expression tag	UNP P16675
F	15	ARG	-	expression tag	UNP P16675
F	16	HIS	-	expression tag	UNP P16675
F	17	HIS	-	expression tag	UNP P16675
F	18	HIS	-	expression tag	UNP P16675
F	19	HIS	-	expression tag	UNP P16675
F	20	HIS	-	expression tag	UNP P16675
F	21	HIS	-	expression tag	UNP P16675
F	22	GLY	-	expression tag	UNP P16675
F	23	SER	-	expression tag	UNP P16675
F	32	ALA	CYS	engineered mutation	UNP P16675
H	14	ASP	-	expression tag	UNP P16675
H	15	ARG	-	expression tag	UNP P16675
H	16	HIS	-	expression tag	UNP P16675
H	17	HIS	-	expression tag	UNP P16675
H	18	HIS	-	expression tag	UNP P16675
H	19	HIS	-	expression tag	UNP P16675
H	20	HIS	-	expression tag	UNP P16675
H	21	HIS	-	expression tag	UNP P16675
H	22	GLY	-	expression tag	UNP P16675
H	23	SER	-	expression tag	UNP P16675
H	32	ALA	CYS	engineered mutation	UNP P16675
J	14	ASP	-	expression tag	UNP P16675
J	15	ARG	-	expression tag	UNP P16675

Continued on next page...

Continued from previous page...

Chain	Residue	Modelled	Actual	Comment	Reference
J	16	HIS	-	expression tag	UNP P16675
J	17	HIS	-	expression tag	UNP P16675
J	18	HIS	-	expression tag	UNP P16675
J	19	HIS	-	expression tag	UNP P16675
J	20	HIS	-	expression tag	UNP P16675
J	21	HIS	-	expression tag	UNP P16675
J	22	GLY	-	expression tag	UNP P16675
J	23	SER	-	expression tag	UNP P16675
J	32	ALA	CYS	engineered mutation	UNP P16675
L	14	ASP	-	expression tag	UNP P16675
L	15	ARG	-	expression tag	UNP P16675
L	16	HIS	-	expression tag	UNP P16675
L	17	HIS	-	expression tag	UNP P16675
L	18	HIS	-	expression tag	UNP P16675
L	19	HIS	-	expression tag	UNP P16675
L	20	HIS	-	expression tag	UNP P16675
L	21	HIS	-	expression tag	UNP P16675
L	22	GLY	-	expression tag	UNP P16675
L	23	SER	-	expression tag	UNP P16675
L	32	ALA	CYS	engineered mutation	UNP P16675

- Molecule 3 is an oligosaccharide called 2-acetamido-2-deoxy-beta-D-glucopyranose-(1-4)-2-acetamido-2-deoxy-beta-D-glucopyranose.



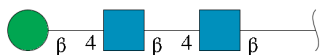
Mol	Chain	Residues	Atoms				AltConf	Trace
			Total	C	N	O		
3	M	2	28	16	2	10	0	0
3	N	2	28	16	2	10	0	0
3	P	2	28	16	2	10	0	0
3	Q	2	28	16	2	10	0	0
3	S	2	28	16	2	10	0	0
3	T	2	28	16	2	10	0	0

Continued on next page...

Continued from previous page...

Mol	Chain	Residues	Atoms				AltConf	Trace
3	V	2	Total	C	N	O	0	0
			28	16	2	10		
3	W	2	Total	C	N	O	0	0
			28	16	2	10		
3	Y	2	Total	C	N	O	0	0
			28	16	2	10		
3	Z	2	Total	C	N	O	0	0
			28	16	2	10		
3	b	2	Total	C	N	O	0	0
			28	16	2	10		
3	c	2	Total	C	N	O	0	0
			28	16	2	10		

- Molecule 4 is an oligosaccharide called beta-D-mannopyranose-(1-4)-2-acetamido-2-deoxy-beta-D-glucopyranose-(1-4)-2-acetamido-2-deoxy-beta-D-glucopyranose.



Mol	Chain	Residues	Atoms				AltConf	Trace
4	O	3	Total	C	N	O	0	0
			39	22	2	15		
4	R	3	Total	C	N	O	0	0
			39	22	2	15		
4	U	3	Total	C	N	O	0	0
			39	22	2	15		
4	X	3	Total	C	N	O	0	0
			39	22	2	15		
4	a	3	Total	C	N	O	0	0
			39	22	2	15		
4	d	3	Total	C	N	O	0	0
			39	22	2	15		

- Molecule 5 is 2-acetamido-2-deoxy-beta-D-glucopyranose (three-letter code: NAG) (formula: C₈H₁₅NO₆).



Mol	Chain	Residues	Atoms				AltConf
			Total	C	N	O	
5	A	1	56	32	4	20	0
5	A	1	56	32	4	20	0
5	A	1	56	32	4	20	0
5	A	1	56	32	4	20	0
5	B	1	14	8	1	5	0
5	C	1	56	32	4	20	0
5	C	1	56	32	4	20	0
5	C	1	56	32	4	20	0
5	C	1	56	32	4	20	0
5	D	1	14	8	1	5	0
5	E	1	56	32	4	20	0
5	E	1	56	32	4	20	0
5	E	1	56	32	4	20	0
5	E	1	56	32	4	20	0

Continued on next page...

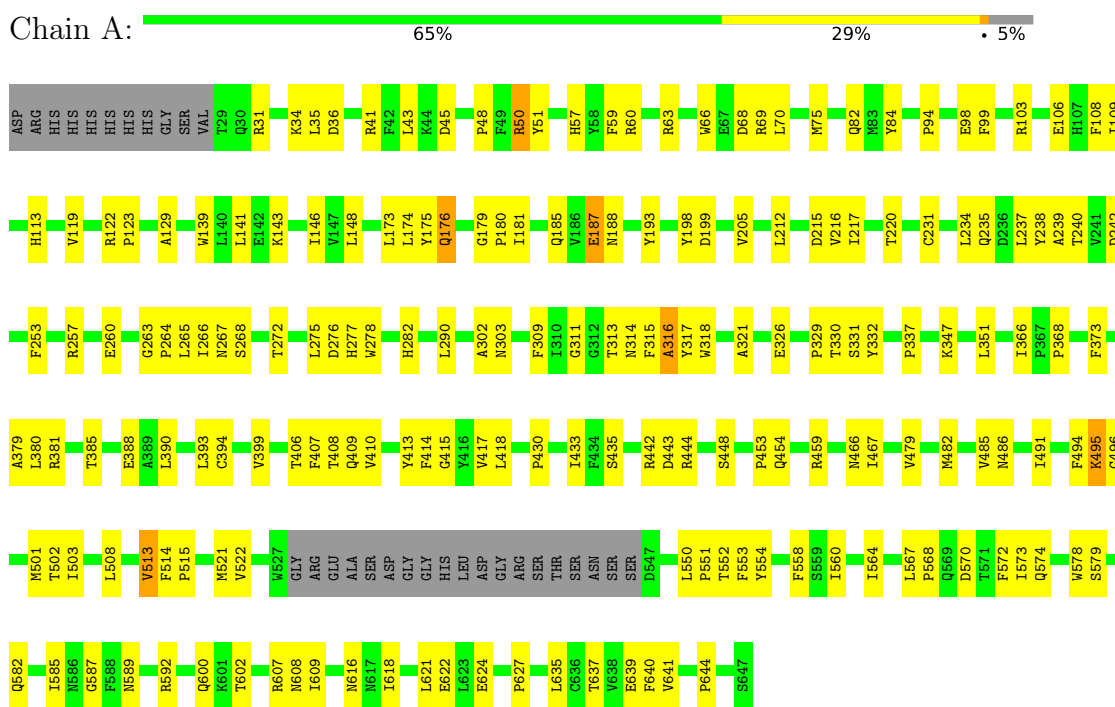
Continued from previous page...

Mol	Chain	Residues	Atoms				AltConf
			Total	C	N	O	
5	F	1	Total 14	8	1	5	0
5	G	1	Total 56	32	4	20	0
5	G	1	Total 56	32	4	20	0
5	G	1	Total 56	32	4	20	0
5	G	1	Total 56	32	4	20	0
5	H	1	Total 14	8	1	5	0
5	I	1	Total 56	32	4	20	0
5	I	1	Total 56	32	4	20	0
5	I	1	Total 56	32	4	20	0
5	I	1	Total 56	32	4	20	0
5	J	1	Total 14	8	1	5	0
5	K	1	Total 56	32	4	20	0
5	K	1	Total 56	32	4	20	0
5	K	1	Total 56	32	4	20	0
5	K	1	Total 56	32	4	20	0
5	L	1	Total 14	8	1	5	0

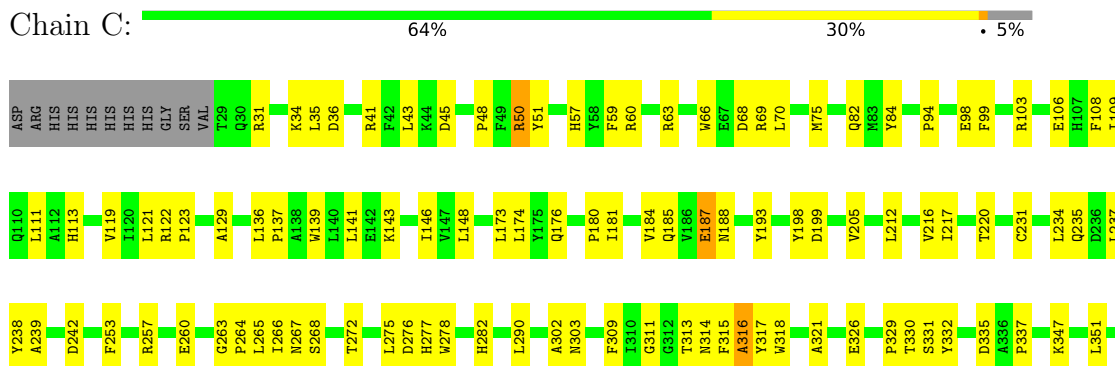
3 Residue-property plots

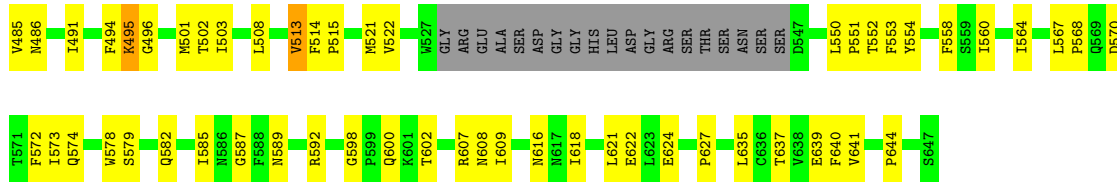
These plots are drawn for all protein, RNA, DNA and oligosaccharide chains in the entry. The first graphic for a chain summarises the proportions of the various outlier classes displayed in the second graphic. The second graphic shows the sequence view annotated by issues in geometry and atom inclusion in map density. Residues are color-coded according to the number of geometric quality criteria for which they contain at least one outlier: green = 0, yellow = 1, orange = 2 and red = 3 or more. A red diamond above a residue indicates a poor fit to the EM map for this residue (all-atom inclusion < 40%). Stretches of 2 or more consecutive residues without any outlier are shown as a green connector. Residues present in the sample, but not in the model, are shown in grey.

- Molecule 1: Beta-galactosidase

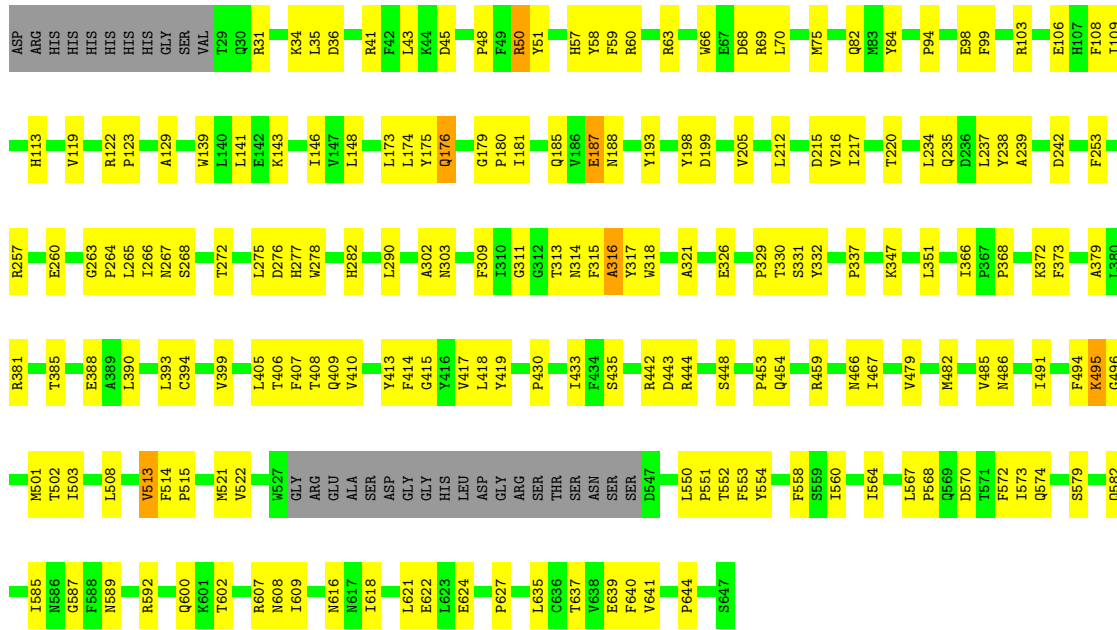


- Molecule 1: Beta-galactosidase

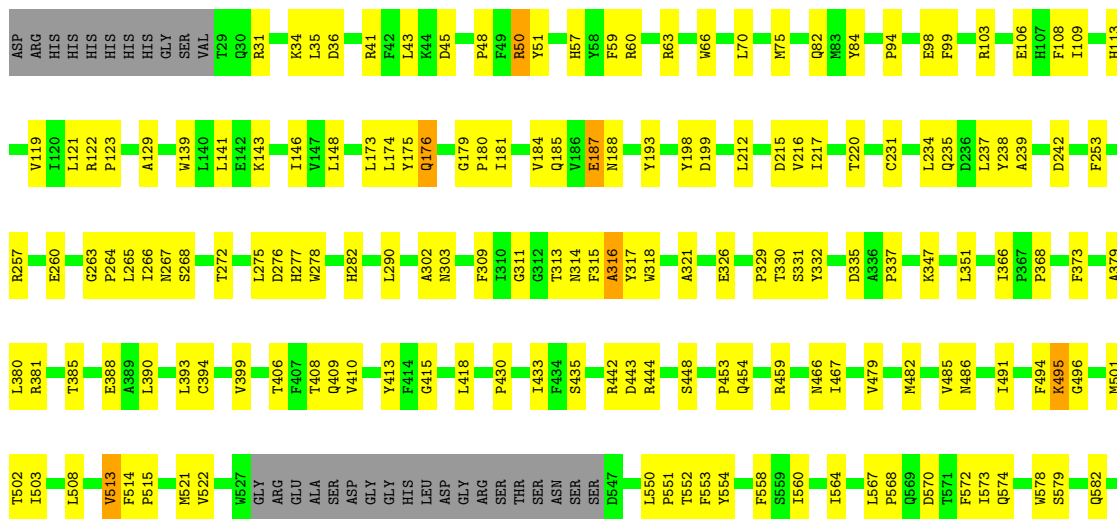




• Molecule 1: Beta-galactosidase

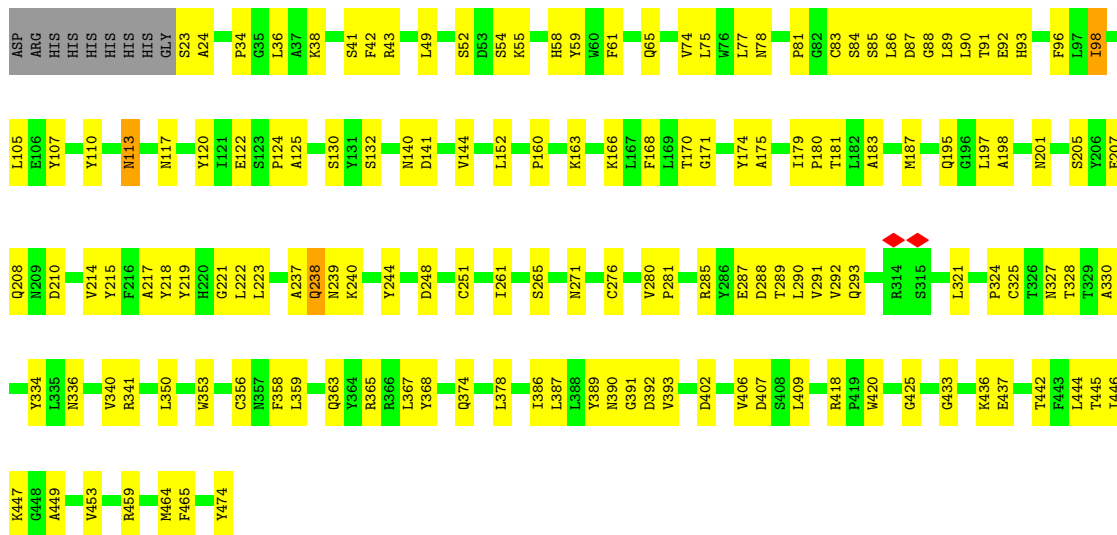


• Molecule 1: Beta-galactosidase

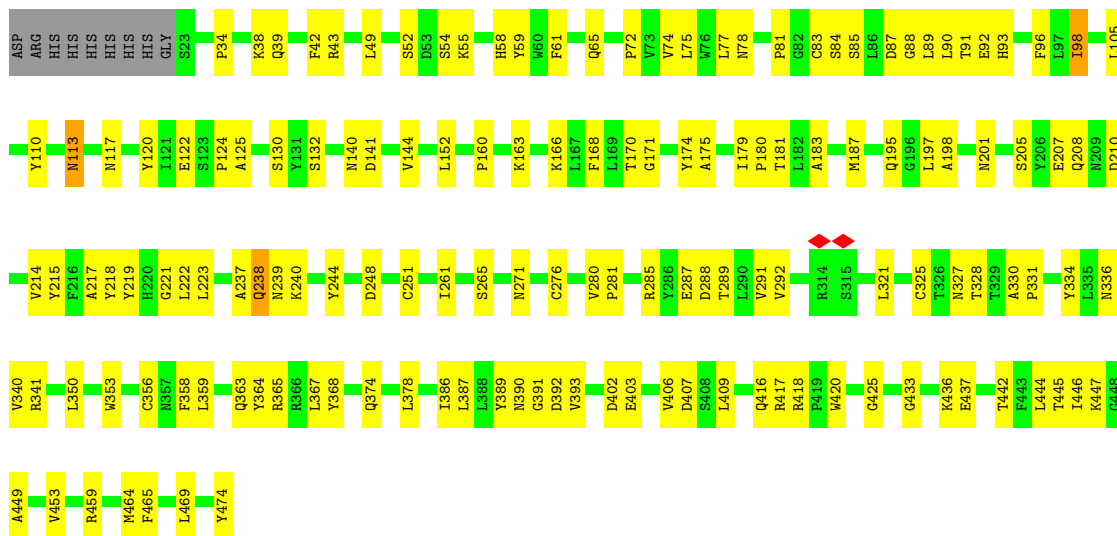




• Molecule 2: Lysosomal protective protein

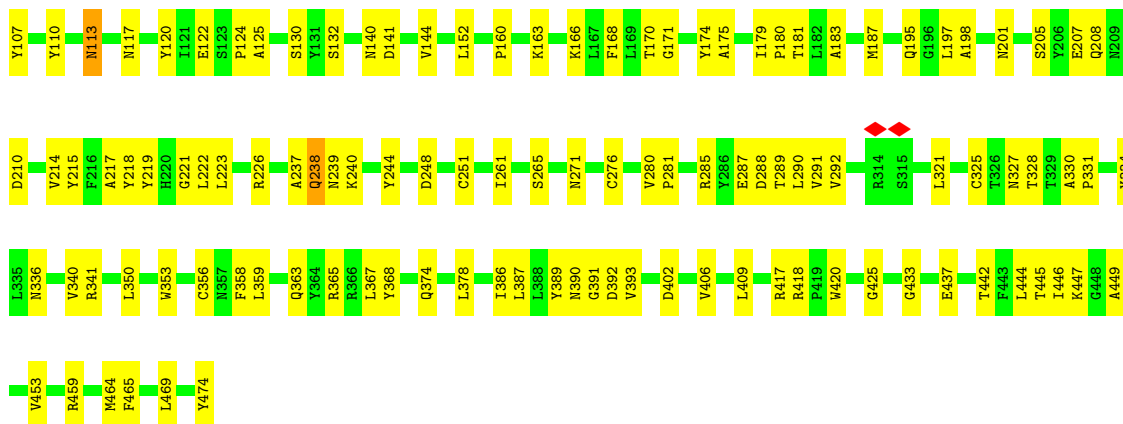


• Molecule 2: Lysosomal protective protein

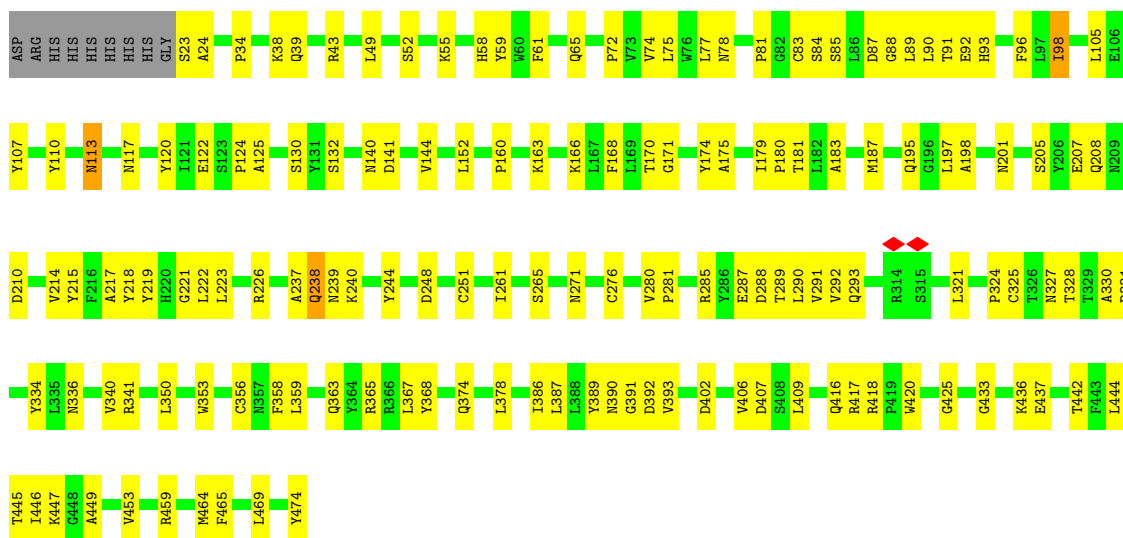


• Molecule 2: Lysosomal protective protein

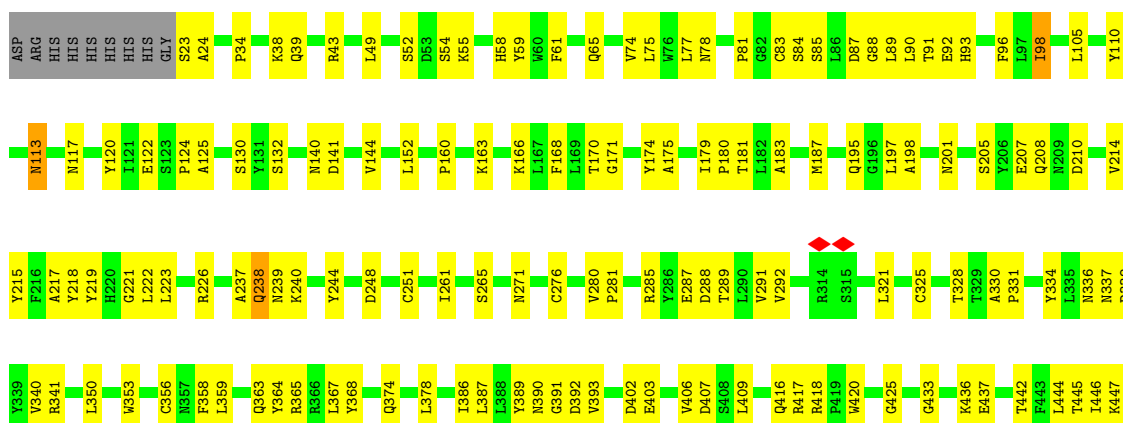




• Molecule 2: Lysosomal protective protein



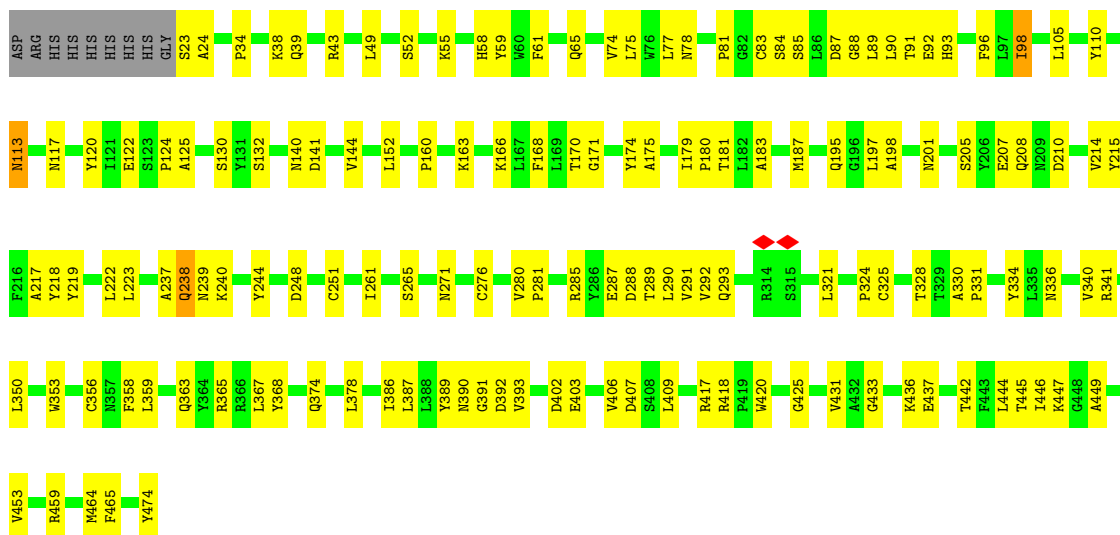
• Molecule 2: Lysosomal protective protein





- Molecule 2: Lysosomal protective protein

Chain L: 67% 31% ..



- Molecule 3: 2-acetamido-2-deoxy-beta-D-glucopyranose-(1-4)-2-acetamido-2-deoxy-beta-D-glucopyranose

Chain M: 100%



- Molecule 3: 2-acetamido-2-deoxy-beta-D-glucopyranose-(1-4)-2-acetamido-2-deoxy-beta-D-glucopyranose

Chain N: 100%



- Molecule 3: 2-acetamido-2-deoxy-beta-D-glucopyranose-(1-4)-2-acetamido-2-deoxy-beta-D-glucopyranose

Chain P: 100%



- Molecule 3: 2-acetamido-2-deoxy-beta-D-glucopyranose-(1-4)-2-acetamido-2-deoxy-beta-D-glucopyranose

Chain Q:  100%

NAG1
NAG2

- Molecule 3: 2-acetamido-2-deoxy-beta-D-glucopyranose-(1-4)-2-acetamido-2-deoxy-beta-D-glucopyranose

Chain S:  100%

NAG1
NAG2

- Molecule 3: 2-acetamido-2-deoxy-beta-D-glucopyranose-(1-4)-2-acetamido-2-deoxy-beta-D-glucopyranose

Chain T:  100%

NAG1
NAG2

- Molecule 3: 2-acetamido-2-deoxy-beta-D-glucopyranose-(1-4)-2-acetamido-2-deoxy-beta-D-glucopyranose

Chain V:  100%

NAG1
NAG2

- Molecule 3: 2-acetamido-2-deoxy-beta-D-glucopyranose-(1-4)-2-acetamido-2-deoxy-beta-D-glucopyranose

Chain W:  100%

NAG1
NAG2

- Molecule 3: 2-acetamido-2-deoxy-beta-D-glucopyranose-(1-4)-2-acetamido-2-deoxy-beta-D-glucopyranose

Chain Y:  100%

NAG1
NAG2

- Molecule 3: 2-acetamido-2-deoxy-beta-D-glucopyranose-(1-4)-2-acetamido-2-deoxy-beta-D-glucopyranose

Chain Z:  100%

NAG1
NAG2

- Molecule 3: 2-acetamido-2-deoxy-beta-D-glucopyranose-(1-4)-2-acetamido-2-deoxy-beta-D-glucopyranose

Chain b:  100%

MAG1
MAG2

- Molecule 3: 2-acetamido-2-deoxy-beta-D-glucopyranose-(1-4)-2-acetamido-2-deoxy-beta-D-glucopyranose

Chain c:  100%

MAG1
MAG2

- Molecule 4: beta-D-mannopyranose-(1-4)-2-acetamido-2-deoxy-beta-D-glucopyranose-(1-4)-2-acetamido-2-deoxy-beta-D-glucopyranose

Chain O:  67% 33%

MAG1
MAG2
BMA3

- Molecule 4: beta-D-mannopyranose-(1-4)-2-acetamido-2-deoxy-beta-D-glucopyranose-(1-4)-2-acetamido-2-deoxy-beta-D-glucopyranose

Chain R:  67% 33%

MAG1
MAG2
BMA3

- Molecule 4: beta-D-mannopyranose-(1-4)-2-acetamido-2-deoxy-beta-D-glucopyranose-(1-4)-2-acetamido-2-deoxy-beta-D-glucopyranose

Chain U:  67% 33%

MAG1
MAG2
BMA3

- Molecule 4: beta-D-mannopyranose-(1-4)-2-acetamido-2-deoxy-beta-D-glucopyranose-(1-4)-2-acetamido-2-deoxy-beta-D-glucopyranose

Chain X:  67% 33%

MAG1
MAG2
BMA3

- Molecule 4: beta-D-mannopyranose-(1-4)-2-acetamido-2-deoxy-beta-D-glucopyranose-(1-4)-2-acetamido-2-deoxy-beta-D-glucopyranose

Chain a:  100%

MAG1
MAG2
BMA3

- Molecule 4: beta-D-mannopyranose-(1-4)-2-acetamido-2-deoxy-beta-D-glucopyranose-(1-4)-2-acetamido-2-deoxy-beta-D-glucopyranose

Chain d:

100%

MAG1
MAG2
BMA3

4 Experimental information

Property	Value	Source
EM reconstruction method	SINGLE PARTICLE	Depositor
Imposed symmetry	POINT, D3	Depositor
Number of particles used	17591	Depositor
Resolution determination method	FSC 0.143 CUT-OFF	Depositor
CTF correction method	PHASE FLIPPING AND AMPLITUDE CORRECTION; Patch CTF implemented in cryoSPARC V2	Depositor
Microscope	FEI TITAN KRIOS	Depositor
Voltage (kV)	300	Depositor
Electron dose ($e^-/\text{\AA}^2$)	41	Depositor
Minimum defocus (nm)	1000	Depositor
Maximum defocus (nm)	2500	Depositor
Magnification	75000	Depositor
Image detector	FEI FALCON IV (4k x 4k)	Depositor
Maximum map value	0.676	Depositor
Minimum map value	-0.203	Depositor
Average map value	0.002	Depositor
Map value standard deviation	0.052	Depositor
Recommended contour level	0.055	Depositor
Map size (\AA)	329.59998, 329.59998, 329.59998	wwPDB
Map dimensions	320, 320, 320	wwPDB
Map angles ($^\circ$)	90.0, 90.0, 90.0	wwPDB
Pixel spacing (\AA)	1.03, 1.03, 1.03	Depositor

5 Model quality [i](#)

5.1 Standard geometry [i](#)

Bond lengths and bond angles in the following residue types are not validated in this section: NAG, BMA

The Z score for a bond length (or angle) is the number of standard deviations the observed value is removed from the expected value. A bond length (or angle) with $|Z| > 5$ is considered an outlier worth inspection. RMSZ is the root-mean-square of all Z scores of the bond lengths (or angles).

Mol	Chain	Bond lengths		Bond angles	
		RMSZ	# Z >5	RMSZ	# Z >5
1	A	0.32	0/4970	0.53	0/6773
1	C	0.32	0/4970	0.53	0/6773
1	E	0.32	0/4970	0.53	0/6773
1	G	0.32	0/4970	0.53	0/6773
1	I	0.32	0/4970	0.53	0/6773
1	K	0.32	0/4970	0.53	0/6773
2	B	0.31	0/3729	0.55	0/5069
2	D	0.31	0/3729	0.55	0/5069
2	F	0.31	0/3729	0.55	0/5069
2	H	0.31	0/3729	0.55	0/5069
2	J	0.31	0/3729	0.55	0/5069
2	L	0.31	0/3729	0.55	0/5069
All	All	0.31	0/52194	0.54	0/71052

There are no bond length outliers.

There are no bond angle outliers.

There are no chirality outliers.

There are no planarity outliers.

5.2 Too-close contacts [i](#)

In the following table, the Non-H and H(model) columns list the number of non-hydrogen atoms and hydrogen atoms in the chain respectively. The H(added) column lists the number of hydrogen atoms added and optimized by MolProbity. The Clashes column lists the number of clashes within the asymmetric unit, whereas Symm-Clashes lists symmetry-related clashes.

Mol	Chain	Non-H	H(model)	H(added)	Clashes	Symm-Clashes
1	A	4823	0	4736	125	0

Continued on next page...

Continued from previous page...

Mol	Chain	Non-H	H(model)	H(added)	Clashes	Symm-Clashes
1	C	4823	0	4736	129	0
1	E	4823	0	4736	132	0
1	G	4823	0	4736	133	0
1	I	4823	0	4736	127	0
1	K	4823	0	4736	126	0
2	B	3628	0	3474	90	0
2	D	3628	0	3474	91	0
2	F	3628	0	3474	90	0
2	H	3628	0	3474	94	0
2	J	3628	0	3474	92	0
2	L	3628	0	3474	87	0
3	M	28	0	25	0	0
3	N	28	0	25	0	0
3	P	28	0	25	0	0
3	Q	28	0	25	0	0
3	S	28	0	25	0	0
3	T	28	0	25	0	0
3	V	28	0	25	0	0
3	W	28	0	25	0	0
3	Y	28	0	25	0	0
3	Z	28	0	25	0	0
3	b	28	0	25	0	0
3	c	28	0	25	0	0
4	O	39	0	34	1	0
4	R	39	0	34	1	0
4	U	39	0	34	1	0
4	X	39	0	34	1	0
4	a	39	0	34	0	0
4	d	39	0	34	0	0
5	A	56	0	52	0	0
5	B	14	0	13	1	0
5	C	56	0	52	0	0
5	D	14	0	13	1	0
5	E	56	0	52	0	0
5	F	14	0	13	1	0
5	G	56	0	52	0	0
5	H	14	0	13	1	0
5	I	56	0	52	0	0
5	J	14	0	13	1	0
5	K	56	0	52	0	0
5	L	14	0	13	1	0
All	All	51696	0	50154	1277	0

The all-atom clashscore is defined as the number of clashes found per 1000 atoms (including hydrogen atoms). The all-atom clashscore for this structure is 13.

All (1277) close contacts within the same asymmetric unit are listed below, sorted by their clash magnitude.

Atom-1	Atom-2	Interatomic distance (Å)	Clash overlap (Å)
1:I:257:ARG:NH2	1:I:263:GLY:O	2.12	0.83
1:G:257:ARG:NH2	1:G:263:GLY:O	2.12	0.83
1:E:257:ARG:NH2	1:E:263:GLY:O	2.12	0.83
1:A:257:ARG:NH2	1:A:263:GLY:O	2.12	0.81
1:C:257:ARG:NH2	1:C:263:GLY:O	2.11	0.81
1:K:257:ARG:NH2	1:K:263:GLY:O	2.12	0.79
1:K:315:PHE:HB2	1:K:318:TRP:HD1	1.49	0.78
1:A:315:PHE:HB2	1:A:318:TRP:HD1	1.49	0.77
1:I:315:PHE:HB2	1:I:318:TRP:HD1	1.49	0.77
1:E:315:PHE:HB2	1:E:318:TRP:HD1	1.49	0.76
1:G:315:PHE:HB2	1:G:318:TRP:HD1	1.49	0.76
1:C:315:PHE:HB2	1:C:318:TRP:HD1	1.49	0.76
1:C:418:LEU:HB3	1:C:514:PHE:HB2	1.67	0.76
1:G:418:LEU:HB3	1:G:514:PHE:HB2	1.68	0.75
1:C:199:ASP:OD2	2:D:43:ARG:NH2	2.20	0.75
1:E:185:GLN:NE2	1:E:187:GLU:O	2.20	0.75
1:I:418:LEU:HB3	1:I:514:PHE:HB2	1.67	0.75
1:A:185:GLN:NE2	1:A:187:GLU:O	2.20	0.75
1:C:185:GLN:NE2	1:C:187:GLU:O	2.20	0.75
1:A:418:LEU:HB3	1:A:514:PHE:HB2	1.67	0.75
1:K:185:GLN:NE2	1:K:187:GLU:O	2.20	0.74
1:E:418:LEU:HB3	1:E:514:PHE:HB2	1.67	0.74
1:I:185:GLN:NE2	1:I:187:GLU:O	2.20	0.74
2:F:58:HIS:ND1	2:F:122:GLU:OE1	2.21	0.74
1:G:185:GLN:NE2	1:G:187:GLU:O	2.20	0.74
1:K:418:LEU:HB3	1:K:514:PHE:HB2	1.67	0.74
1:A:199:ASP:OD2	2:B:43:ARG:NH2	2.21	0.74
1:I:199:ASP:OD2	2:J:43:ARG:NH2	2.21	0.74
1:E:199:ASP:OD2	2:F:43:ARG:NH2	2.22	0.73
1:K:199:ASP:OD2	2:L:43:ARG:NH2	2.21	0.73
1:C:106:GLU:HG3	1:C:173:LEU:HD11	1.71	0.73
2:J:58:HIS:ND1	2:J:122:GLU:OE1	2.21	0.73
2:F:217:ALA:HA	2:F:222:LEU:HD12	1.71	0.73
1:E:235:GLN:HA	2:F:38:LYS:HD2	1.71	0.73
1:I:235:GLN:HA	2:J:38:LYS:HD2	1.71	0.73
1:G:235:GLN:HA	2:H:38:LYS:HD2	1.71	0.73
2:L:217:ALA:HA	2:L:222:LEU:HD12	1.71	0.73

Continued on next page...

Continued from previous page...

Atom-1	Atom-2	Interatomic distance (Å)	Clash overlap (Å)
1:I:106:GLU:HG3	1:I:173:LEU:HD11	1.71	0.72
1:A:106:GLU:HG3	1:A:173:LEU:HD11	1.71	0.72
2:B:58:HIS:ND1	2:B:122:GLU:OE1	2.21	0.72
1:G:199:ASP:OD2	2:H:43:ARG:NH2	2.21	0.72
1:I:314:ASN:ND2	1:I:329:PRO:O	2.22	0.72
1:G:106:GLU:HG3	1:G:173:LEU:HD11	1.71	0.72
2:D:58:HIS:ND1	2:D:122:GLU:OE1	2.21	0.72
2:H:58:HIS:ND1	2:H:122:GLU:OE1	2.21	0.72
2:B:217:ALA:HA	2:B:222:LEU:HD12	1.71	0.72
1:K:574:GLN:NE2	1:K:639:GLU:OE2	2.23	0.72
1:G:314:ASN:ND2	1:G:329:PRO:O	2.23	0.72
2:H:217:ALA:HA	2:H:222:LEU:HD12	1.71	0.72
1:A:314:ASN:ND2	1:A:329:PRO:O	2.23	0.72
1:C:574:GLN:NE2	1:C:639:GLU:OE2	2.23	0.72
1:C:235:GLN:HA	2:D:38:LYS:HD2	1.72	0.72
1:I:574:GLN:NE2	1:I:639:GLU:OE2	2.23	0.72
1:K:314:ASN:ND2	1:K:329:PRO:O	2.23	0.72
1:C:314:ASN:ND2	1:C:329:PRO:O	2.22	0.71
1:E:106:GLU:HG3	1:E:173:LEU:HD11	1.71	0.71
1:A:574:GLN:NE2	1:A:639:GLU:OE2	2.23	0.71
2:D:217:ALA:HA	2:D:222:LEU:HD12	1.71	0.71
1:E:314:ASN:ND2	1:E:329:PRO:O	2.23	0.71
1:E:574:GLN:NE2	1:E:639:GLU:OE2	2.23	0.71
2:J:217:ALA:HA	2:J:222:LEU:HD12	1.71	0.71
2:L:58:HIS:ND1	2:L:122:GLU:OE1	2.21	0.71
1:G:574:GLN:NE2	1:G:639:GLU:OE2	2.23	0.71
1:K:106:GLU:HG3	1:K:173:LEU:HD11	1.71	0.70
1:A:75:MET:HB3	1:A:366:ILE:HG12	1.74	0.70
1:E:75:MET:HB3	1:E:366:ILE:HG12	1.74	0.70
1:E:585:ILE:HG12	1:E:618:ILE:HG12	1.74	0.69
1:I:442:ARG:O	1:I:496:GLY:N	2.26	0.69
1:C:75:MET:HB3	1:C:366:ILE:HG12	1.74	0.69
1:A:585:ILE:HG12	1:A:618:ILE:HG12	1.75	0.69
1:K:585:ILE:HG12	1:K:618:ILE:HG12	1.74	0.69
2:B:89:LEU:HD12	2:B:120:TYR:CD1	2.28	0.69
1:C:585:ILE:HG12	1:C:618:ILE:HG12	1.75	0.69
2:D:89:LEU:HD12	2:D:120:TYR:CD1	2.28	0.69
2:F:89:LEU:HD12	2:F:120:TYR:CD1	2.28	0.69
1:K:75:MET:HB3	1:K:366:ILE:HG12	1.74	0.69
1:K:235:GLN:HA	2:L:38:LYS:HD2	1.74	0.69
1:K:442:ARG:O	1:K:496:GLY:N	2.25	0.69

Continued on next page...

Continued from previous page...

Atom-1	Atom-2	Interatomic distance (Å)	Clash overlap (Å)
1:G:234:LEU:HB3	1:G:237:LEU:HD23	1.75	0.69
2:H:89:LEU:HD12	2:H:120:TYR:CD1	2.28	0.69
1:G:75:MET:HB3	1:G:366:ILE:HG12	1.74	0.69
1:C:442:ARG:O	1:C:496:GLY:N	2.26	0.68
1:E:234:LEU:HB3	1:E:237:LEU:HD23	1.76	0.68
1:G:266:ILE:HG12	1:G:303:ASN:HB2	1.76	0.68
1:G:585:ILE:HG12	1:G:618:ILE:HG12	1.74	0.68
1:A:234:LEU:HB3	1:A:237:LEU:HD23	1.75	0.68
1:C:234:LEU:HB3	1:C:237:LEU:HD23	1.75	0.68
1:G:442:ARG:O	1:G:496:GLY:N	2.26	0.68
2:J:89:LEU:HD12	2:J:120:TYR:CD1	2.28	0.68
1:K:266:ILE:HG12	1:K:303:ASN:HB2	1.76	0.68
1:A:235:GLN:HA	2:B:38:LYS:HD2	1.75	0.68
1:E:266:ILE:HG12	1:E:303:ASN:HB2	1.76	0.68
1:C:568:PRO:HD2	1:C:607:ARG:HH21	1.59	0.68
1:E:442:ARG:O	1:E:496:GLY:N	2.26	0.68
1:G:568:PRO:HD2	1:G:607:ARG:HH21	1.59	0.68
1:I:75:MET:HB3	1:I:366:ILE:HG12	1.74	0.68
2:L:89:LEU:HD12	2:L:120:TYR:CD1	2.28	0.68
1:I:266:ILE:HG12	1:I:303:ASN:HB2	1.76	0.68
2:L:261:ILE:O	2:L:265:SER:OG	2.11	0.68
1:A:266:ILE:HG12	1:A:303:ASN:HB2	1.76	0.67
1:K:568:PRO:HD2	1:K:607:ARG:HH21	1.59	0.67
1:A:442:ARG:O	1:A:496:GLY:N	2.26	0.67
1:C:266:ILE:HG12	1:C:303:ASN:HB2	1.76	0.67
1:K:234:LEU:HB3	1:K:237:LEU:HD23	1.75	0.67
2:D:261:ILE:O	2:D:265:SER:OG	2.11	0.67
1:I:234:LEU:HB3	1:I:237:LEU:HD23	1.76	0.67
1:G:479:VAL:HG11	1:G:496:GLY:HA2	1.77	0.67
1:I:568:PRO:HD2	1:I:607:ARG:HH21	1.59	0.67
2:B:261:ILE:O	2:B:265:SER:OG	2.11	0.67
1:A:41:ARG:CZ	1:A:48:PRO:HB3	2.25	0.67
1:A:568:PRO:HD2	1:A:607:ARG:HH21	1.59	0.67
1:C:479:VAL:HG11	1:C:496:GLY:HA2	1.77	0.67
2:F:341:ARG:NH2	2:F:350:LEU:O	2.24	0.67
1:I:585:ILE:HG12	1:I:618:ILE:HG12	1.74	0.67
2:H:261:ILE:O	2:H:265:SER:OG	2.11	0.67
1:C:41:ARG:CZ	1:C:48:PRO:HB3	2.25	0.66
1:E:41:ARG:CZ	1:E:48:PRO:HB3	2.25	0.66
1:K:41:ARG:CZ	1:K:48:PRO:HB3	2.25	0.66
1:K:551:PRO:HA	1:K:622:GLU:O	1.96	0.66

Continued on next page...

Continued from previous page...

Atom-1	Atom-2	Interatomic distance (Å)	Clash overlap (Å)
2:L:90:LEU:HB3	2:L:98:ILE:HD13	1.78	0.66
1:I:551:PRO:HA	1:I:622:GLU:O	1.96	0.66
2:J:367:LEU:HD13	5:J:501:NAG:H82	1.77	0.66
1:G:41:ARG:CZ	1:G:48:PRO:HB3	2.25	0.66
2:H:367:LEU:HD13	5:H:501:NAG:H82	1.77	0.66
1:E:568:PRO:HD2	1:E:607:ARG:HH21	1.59	0.66
1:A:551:PRO:HA	1:A:622:GLU:O	1.96	0.66
2:F:90:LEU:HB3	2:F:98:ILE:HD13	1.78	0.66
2:H:90:LEU:HB3	2:H:98:ILE:HD13	1.78	0.66
2:J:90:LEU:HB3	2:J:98:ILE:HD13	1.78	0.66
2:B:90:LEU:HB3	2:B:98:ILE:HD13	1.78	0.66
2:B:367:LEU:HD13	5:B:501:NAG:H82	1.77	0.66
2:D:367:LEU:HD13	5:D:501:NAG:H82	1.77	0.66
1:E:479:VAL:HG11	1:E:496:GLY:HA2	1.77	0.66
2:J:261:ILE:O	2:J:265:SER:OG	2.11	0.66
1:A:479:VAL:HG11	1:A:496:GLY:HA2	1.77	0.65
1:I:479:VAL:HG11	1:I:496:GLY:HA2	1.77	0.65
1:I:41:ARG:CZ	1:I:48:PRO:HB3	2.25	0.65
1:C:51:TYR:N	1:C:303:ASN:OD1	2.23	0.65
2:D:90:LEU:HB3	2:D:98:ILE:HD13	1.78	0.65
1:G:551:PRO:HA	1:G:622:GLU:O	1.96	0.65
2:F:367:LEU:HD13	5:F:501:NAG:H82	1.77	0.65
2:J:341:ARG:NH2	2:J:350:LEU:O	2.24	0.65
1:C:390:LEU:O	1:C:394:CYS:N	2.30	0.65
1:E:551:PRO:HA	1:E:622:GLU:O	1.96	0.65
1:I:330:THR:OG1	1:I:592:ARG:O	2.13	0.65
1:I:442:ARG:HG2	1:I:459:ARG:HD2	1.79	0.65
1:K:479:VAL:HG11	1:K:496:GLY:HA2	1.77	0.65
2:L:367:LEU:HD13	5:L:501:NAG:H82	1.77	0.65
1:C:442:ARG:HG2	1:C:459:ARG:HD2	1.79	0.65
1:C:551:PRO:HA	1:C:622:GLU:O	1.96	0.65
1:G:442:ARG:HG2	1:G:459:ARG:HD2	1.79	0.65
1:K:390:LEU:O	1:K:394:CYS:N	2.30	0.65
1:K:330:THR:OG1	1:K:592:ARG:O	2.13	0.64
2:F:261:ILE:O	2:F:265:SER:OG	2.11	0.64
1:A:442:ARG:HG2	1:A:459:ARG:HD2	1.79	0.64
1:E:442:ARG:HG2	1:E:459:ARG:HD2	1.79	0.64
1:I:148:LEU:HD12	1:I:491:ILE:HD13	1.79	0.64
1:K:442:ARG:HG2	1:K:459:ARG:HD2	1.79	0.64
2:L:341:ARG:NH2	2:L:350:LEU:O	2.24	0.64
2:B:91:THR:HG22	2:B:98:ILE:HD11	1.79	0.64

Continued on next page...

Continued from previous page...

Atom-1	Atom-2	Interatomic distance (Å)	Clash overlap (Å)
2:H:91:THR:HG22	2:H:98:ILE:HD11	1.79	0.64
1:A:390:LEU:O	1:A:394:CYS:N	2.30	0.64
1:E:390:LEU:O	1:E:394:CYS:N	2.30	0.64
1:G:148:LEU:HD12	1:G:491:ILE:HD13	1.79	0.64
2:H:341:ARG:NH2	2:H:350:LEU:O	2.24	0.64
1:A:51:TYR:N	1:A:303:ASN:OD1	2.23	0.64
2:F:91:THR:HG22	2:F:98:ILE:HD11	1.79	0.64
1:A:330:THR:OG1	1:A:592:ARG:O	2.13	0.63
1:K:148:LEU:HD12	1:K:491:ILE:HD13	1.79	0.63
1:C:330:THR:OG1	1:C:592:ARG:O	2.13	0.63
1:G:390:LEU:O	1:G:394:CYS:N	2.30	0.63
1:A:148:LEU:HD12	1:A:491:ILE:HD13	1.79	0.63
1:C:148:LEU:HD12	1:C:491:ILE:HD13	1.79	0.63
1:I:51:TYR:N	1:I:303:ASN:OD1	2.23	0.63
2:D:91:THR:HG22	2:D:98:ILE:HD11	1.79	0.63
1:I:390:LEU:O	1:I:394:CYS:N	2.30	0.63
1:K:51:TYR:N	1:K:303:ASN:OD1	2.23	0.63
2:L:91:THR:HG22	2:L:98:ILE:HD11	1.79	0.63
1:I:430:PRO:HB2	1:I:466:ASN:HB2	1.81	0.62
2:J:91:THR:HG22	2:J:98:ILE:HD11	1.79	0.62
1:E:148:LEU:HD12	1:E:491:ILE:HD13	1.79	0.62
1:K:430:PRO:HB2	1:K:466:ASN:HB2	1.81	0.62
1:G:330:THR:OG1	1:G:592:ARG:O	2.13	0.62
1:G:36:ASP:HB2	1:G:43:LEU:HG	1.82	0.62
1:C:36:ASP:HB2	1:C:43:LEU:HG	1.82	0.62
1:G:430:PRO:HB2	1:G:466:ASN:HB2	1.81	0.62
1:E:430:PRO:HB2	1:E:466:ASN:HB2	1.81	0.62
1:I:36:ASP:HB2	1:I:43:LEU:HG	1.82	0.62
2:D:285:ARG:NH2	2:D:291:VAL:O	2.33	0.61
2:F:285:ARG:NH2	2:F:291:VAL:O	2.33	0.61
1:A:430:PRO:HB2	1:A:466:ASN:HB2	1.81	0.61
2:H:285:ARG:NH2	2:H:291:VAL:O	2.33	0.61
1:C:430:PRO:HB2	1:C:466:ASN:HB2	1.81	0.61
1:E:276:ASP:OD2	1:E:282:HIS:ND1	2.26	0.61
2:B:341:ARG:NH2	2:B:350:LEU:O	2.24	0.61
2:J:285:ARG:NH2	2:J:291:VAL:O	2.33	0.61
1:E:36:ASP:HB2	1:E:43:LEU:HG	1.82	0.61
1:C:276:ASP:OD2	1:C:282:HIS:ND1	2.26	0.61
1:G:51:TYR:N	1:G:303:ASN:OD1	2.23	0.60
1:A:36:ASP:HB2	1:A:43:LEU:HG	1.82	0.60
2:B:285:ARG:NH2	2:B:291:VAL:O	2.33	0.60

Continued on next page...

Continued from previous page...

Atom-1	Atom-2	Interatomic distance (Å)	Clash overlap (Å)
1:G:314:ASN:HB2	1:G:330:THR:HA	1.83	0.60
2:L:285:ARG:NH2	2:L:291:VAL:O	2.33	0.60
1:E:330:THR:OG1	1:E:592:ARG:O	2.13	0.60
1:I:82:GLN:NE2	1:I:268:SER:O	2.34	0.60
1:C:82:GLN:NE2	1:C:268:SER:O	2.35	0.60
2:D:341:ARG:NH2	2:D:350:LEU:O	2.24	0.60
1:K:435:SER:O	1:K:502:THR:OG1	2.19	0.60
1:A:314:ASN:HB2	1:A:330:THR:HA	1.83	0.60
1:E:314:ASN:HB2	1:E:330:THR:HA	1.83	0.60
1:K:36:ASP:HB2	1:K:43:LEU:HG	1.82	0.60
1:E:82:GLN:NE2	1:E:268:SER:O	2.35	0.60
1:I:314:ASN:HB2	1:I:330:THR:HA	1.83	0.60
1:A:618:ILE:HD11	1:A:640:PHE:HZ	1.67	0.60
1:A:435:SER:O	1:A:502:THR:OG1	2.19	0.60
1:I:435:SER:O	1:I:502:THR:OG1	2.19	0.60
1:A:276:ASP:OD2	1:A:282:HIS:ND1	2.26	0.59
1:C:435:SER:O	1:C:502:THR:OG1	2.19	0.59
1:G:410:VAL:HG12	1:G:515:PRO:HG3	1.84	0.59
1:K:618:ILE:HD11	1:K:640:PHE:HZ	1.67	0.59
1:E:435:SER:O	1:E:502:THR:OG1	2.19	0.59
1:G:276:ASP:OD2	1:G:282:HIS:ND1	2.26	0.59
1:G:435:SER:O	1:G:502:THR:OG1	2.19	0.59
1:A:82:GLN:NE2	1:A:268:SER:O	2.34	0.59
1:I:174:LEU:HA	1:I:181:ILE:HB	1.85	0.59
1:C:410:VAL:HG12	1:C:515:PRO:HG3	1.84	0.59
1:G:618:ILE:HD11	1:G:640:PHE:HZ	1.67	0.59
1:E:410:VAL:HG12	1:E:515:PRO:HG3	1.84	0.59
2:F:218:TYR:HB2	2:F:223:LEU:HD12	1.85	0.59
2:H:287:GLU:HG3	2:H:288:ASP:H	1.68	0.59
1:K:314:ASN:HB2	1:K:330:THR:HA	1.83	0.59
1:A:368:PRO:HD3	1:C:373:PHE:CE1	2.38	0.59
2:J:218:TYR:HB2	2:J:223:LEU:HD12	1.85	0.58
1:C:174:LEU:HA	1:C:181:ILE:HB	1.85	0.58
2:F:287:GLU:HG3	2:F:288:ASP:H	1.68	0.58
1:I:410:VAL:HG12	1:I:515:PRO:HG3	1.84	0.58
1:I:618:ILE:HD11	1:I:640:PHE:HZ	1.67	0.58
2:D:218:TYR:HB2	2:D:223:LEU:HD12	1.85	0.58
2:J:237:ALA:HB3	2:J:240:LYS:HB2	1.86	0.58
1:A:399:VAL:HB	1:A:513:VAL:HG23	1.86	0.58
2:B:287:GLU:HG3	2:B:288:ASP:H	1.68	0.58
2:L:237:ALA:HB3	2:L:240:LYS:HB2	1.86	0.58

Continued on next page...

Continued from previous page...

Atom-1	Atom-2	Interatomic distance (Å)	Clash overlap (Å)
1:A:553:PHE:CE2	1:A:621:LEU:HB2	2.39	0.58
2:B:237:ALA:HB3	2:B:240:LYS:HB2	1.86	0.58
1:C:314:ASN:HB2	1:C:330:THR:HA	1.83	0.58
1:E:51:TYR:N	1:E:303:ASN:OD1	2.23	0.58
1:G:553:PHE:CE2	1:G:621:LEU:HB2	2.39	0.58
2:H:218:TYR:HB2	2:H:223:LEU:HD12	1.85	0.58
2:H:237:ALA:HB3	2:H:240:LYS:HB2	1.86	0.58
1:I:276:ASP:OD2	1:I:282:HIS:ND1	2.26	0.58
1:K:553:PHE:CE2	1:K:621:LEU:HB2	2.39	0.58
2:L:218:TYR:HB2	2:L:223:LEU:HD12	1.85	0.58
1:A:148:LEU:O	1:A:193:TYR:OH	2.18	0.58
2:B:218:TYR:HB2	2:B:223:LEU:HD12	1.85	0.58
1:C:553:PHE:CE2	1:C:621:LEU:HB2	2.39	0.58
1:E:174:LEU:HA	1:E:181:ILE:HB	1.85	0.58
1:I:553:PHE:CE2	1:I:621:LEU:HB2	2.39	0.58
1:K:82:GLN:NE2	1:K:268:SER:O	2.35	0.58
1:E:553:PHE:CE2	1:E:621:LEU:HB2	2.39	0.58
1:E:618:ILE:HD11	1:E:640:PHE:HZ	1.67	0.58
2:L:374:GLN:OE1	2:L:374:GLN:N	2.30	0.58
1:K:399:VAL:HB	1:K:513:VAL:HG23	1.86	0.57
1:A:410:VAL:HG12	1:A:515:PRO:HG3	1.84	0.57
2:D:207:GLU:HG3	2:D:244:TYR:HB2	1.86	0.57
2:D:237:ALA:HB3	2:D:240:LYS:HB2	1.86	0.57
2:D:287:GLU:HG3	2:D:288:ASP:H	1.68	0.57
1:C:618:ILE:HD11	1:C:640:PHE:HZ	1.67	0.57
2:F:237:ALA:HB3	2:F:240:LYS:HB2	1.86	0.57
1:G:174:LEU:HA	1:G:181:ILE:HB	1.85	0.57
2:D:52:SER:O	2:D:55:LYS:N	2.38	0.57
1:G:399:VAL:HB	1:G:513:VAL:HG23	1.86	0.57
1:K:410:VAL:HG12	1:K:515:PRO:HG3	1.85	0.57
1:A:174:LEU:HA	1:A:181:ILE:HB	1.85	0.57
1:G:82:GLN:NE2	1:G:268:SER:O	2.35	0.57
2:L:287:GLU:HG3	2:L:288:ASP:H	1.68	0.57
2:B:207:GLU:HG3	2:B:244:TYR:HB2	1.86	0.57
1:I:399:VAL:HB	1:I:513:VAL:HG23	1.86	0.57
1:K:174:LEU:HA	1:K:181:ILE:HB	1.85	0.57
2:L:207:GLU:HG3	2:L:244:TYR:HB2	1.86	0.57
1:E:399:VAL:HB	1:E:513:VAL:HG23	1.86	0.57
2:F:52:SER:O	2:F:55:LYS:N	2.38	0.57
2:F:207:GLU:HG3	2:F:244:TYR:HB2	1.87	0.57
2:H:207:GLU:HG3	2:H:244:TYR:HB2	1.86	0.57

Continued on next page...

Continued from previous page...

Atom-1	Atom-2	Interatomic distance (Å)	Clash overlap (Å)
2:B:52:SER:O	2:B:55:LYS:N	2.38	0.56
1:C:399:VAL:HB	1:C:513:VAL:HG23	1.86	0.56
2:J:52:SER:O	2:J:55:LYS:N	2.38	0.56
2:J:207:GLU:HG3	2:J:244:TYR:HB2	1.86	0.56
2:J:287:GLU:HG3	2:J:288:ASP:H	1.68	0.56
1:K:276:ASP:OD2	1:K:282:HIS:ND1	2.26	0.56
2:D:417:ARG:NH1	2:F:221:GLY:O	2.30	0.56
2:D:374:GLN:OE1	2:D:374:GLN:N	2.30	0.56
1:E:148:LEU:O	1:E:193:TYR:OH	2.18	0.56
1:G:585:ILE:HB	1:G:609:ILE:HD12	1.88	0.56
2:L:52:SER:O	2:L:55:LYS:N	2.38	0.56
2:L:83:CYS:HA	2:L:356:CYS:HA	1.88	0.56
2:B:205:SER:HB3	2:B:208:GLN:HB2	1.88	0.55
2:D:330:ALA:HB3	2:D:331:PRO:HD3	1.89	0.55
1:E:368:PRO:HD3	1:G:373:PHE:CE1	2.41	0.55
1:E:373:PHE:CE1	1:G:368:PRO:HD3	2.41	0.55
1:E:585:ILE:HB	1:E:609:ILE:HD12	1.88	0.55
2:B:87:ASP:OD1	2:B:91:THR:OG1	2.24	0.55
1:C:60:ARG:HB3	1:C:313:THR:H	1.72	0.55
2:F:374:GLN:OE1	2:F:374:GLN:N	2.30	0.55
2:H:52:SER:O	2:H:55:LYS:N	2.38	0.55
1:I:60:ARG:HB3	1:I:313:THR:H	1.72	0.55
1:I:373:PHE:CE1	1:K:368:PRO:HD3	2.41	0.55
2:J:205:SER:HB3	2:J:208:GLN:HB2	1.88	0.55
2:L:205:SER:HB3	2:L:208:GLN:HB2	1.88	0.55
2:L:330:ALA:HB3	2:L:331:PRO:HD3	1.89	0.55
1:A:373:PHE:CE1	1:C:368:PRO:HD3	2.42	0.55
2:F:330:ALA:HB3	2:F:331:PRO:HD3	1.89	0.55
1:I:585:ILE:HB	1:I:609:ILE:HD12	1.88	0.55
1:K:60:ARG:HB3	1:K:313:THR:H	1.72	0.55
1:I:368:PRO:HD3	1:K:373:PHE:CE1	2.41	0.55
2:J:330:ALA:HB3	2:J:331:PRO:HD3	1.89	0.55
1:A:60:ARG:HB3	1:A:313:THR:H	1.72	0.55
2:H:83:CYS:HA	2:H:356:CYS:HA	1.88	0.55
2:B:83:CYS:HA	2:B:356:CYS:HA	1.88	0.55
2:L:124:PRO:HB3	2:L:144:VAL:HG22	1.89	0.55
1:A:448:SER:HA	1:A:454:GLN:HG2	1.89	0.55
1:A:585:ILE:HB	1:A:609:ILE:HD12	1.88	0.55
2:F:238:GLN:HG2	2:F:239:ASN:N	2.22	0.55
2:J:78:ASN:OD1	2:J:85:SER:HA	2.07	0.55
2:J:124:PRO:HB3	2:J:144:VAL:HG22	1.89	0.55

Continued on next page...

Continued from previous page...

Atom-1	Atom-2	Interatomic distance (Å)	Clash overlap (Å)
2:B:330:ALA:HB3	2:B:331:PRO:HD3	1.89	0.55
2:D:78:ASN:OD1	2:D:85:SER:HA	2.07	0.55
2:B:374:GLN:OE1	2:B:374:GLN:N	2.30	0.55
2:F:124:PRO:HB3	2:F:144:VAL:HG22	1.89	0.55
2:H:238:GLN:HG2	2:H:239:ASN:N	2.22	0.55
2:B:238:GLN:HG2	2:B:239:ASN:N	2.22	0.54
2:D:124:PRO:HB3	2:D:144:VAL:HG22	1.89	0.54
2:J:83:CYS:HA	2:J:356:CYS:HA	1.88	0.54
1:K:585:ILE:HB	1:K:609:ILE:HD12	1.88	0.54
1:C:453:PRO:HG3	1:C:550:LEU:HB2	1.89	0.54
1:C:585:ILE:HB	1:C:609:ILE:HD12	1.88	0.54
2:D:83:CYS:HA	2:D:356:CYS:HA	1.88	0.54
2:D:205:SER:HB3	2:D:208:GLN:HB2	1.88	0.54
2:F:83:CYS:HA	2:F:356:CYS:HA	1.88	0.54
1:G:60:ARG:HB3	1:G:313:THR:H	1.72	0.54
2:H:124:PRO:HB3	2:H:144:VAL:HG22	1.89	0.54
2:H:205:SER:HB3	2:H:208:GLN:HB2	1.88	0.54
2:H:330:ALA:HB3	2:H:331:PRO:HD3	1.89	0.54
1:I:550:LEU:HD12	1:I:551:PRO:HD2	1.90	0.54
2:L:78:ASN:OD1	2:L:85:SER:HA	2.07	0.54
2:B:124:PRO:HB3	2:B:144:VAL:HG22	1.89	0.54
1:C:550:LEU:HD12	1:C:551:PRO:HD2	1.90	0.54
1:E:60:ARG:HB3	1:E:313:THR:H	1.72	0.54
2:F:78:ASN:OD1	2:F:85:SER:HA	2.07	0.54
1:G:321:ALA:HB3	1:G:485:VAL:HA	1.89	0.54
1:G:448:SER:HA	1:G:454:GLN:HG2	1.89	0.54
1:A:212:LEU:HB3	1:A:216:VAL:HG21	1.90	0.54
1:E:453:PRO:HG3	1:E:550:LEU:HB2	1.89	0.54
1:K:448:SER:HA	1:K:454:GLN:HG2	1.89	0.54
1:A:321:ALA:HB3	1:A:485:VAL:HA	1.90	0.54
1:K:212:LEU:HB3	1:K:216:VAL:HG21	1.90	0.54
1:K:550:LEU:HD12	1:K:551:PRO:HD2	1.90	0.54
2:L:34:PRO:HD2	2:L:340:VAL:HG22	1.90	0.54
2:F:205:SER:HB3	2:F:208:GLN:HB2	1.88	0.54
1:I:453:PRO:HG3	1:I:550:LEU:HB2	1.89	0.54
2:L:238:GLN:HG2	2:L:239:ASN:N	2.22	0.54
1:A:550:LEU:HD12	1:A:551:PRO:HD2	1.90	0.54
2:B:34:PRO:HD2	2:B:340:VAL:HG22	1.90	0.54
2:B:78:ASN:OD1	2:B:85:SER:HA	2.07	0.54
1:E:143:LYS:HB3	1:E:146:ILE:HB	1.90	0.54
1:E:448:SER:HA	1:E:454:GLN:HG2	1.89	0.54

Continued on next page...

Continued from previous page...

Atom-1	Atom-2	Interatomic distance (Å)	Clash overlap (Å)
2:J:238:GLN:HG2	2:J:239:ASN:N	2.22	0.54
2:J:34:PRO:HD2	2:J:340:VAL:HG22	1.90	0.54
1:A:453:PRO:HG3	1:A:550:LEU:HB2	1.89	0.54
1:C:143:LYS:HB3	1:C:146:ILE:HB	1.90	0.53
2:D:34:PRO:HD2	2:D:340:VAL:HG22	1.90	0.53
1:G:212:LEU:HB3	1:G:216:VAL:HG21	1.90	0.53
1:E:550:LEU:HD12	1:E:551:PRO:HD2	1.90	0.53
2:H:78:ASN:OD1	2:H:85:SER:HA	2.07	0.53
1:I:212:LEU:HB3	1:I:216:VAL:HG21	1.90	0.53
1:G:550:LEU:HD12	1:G:551:PRO:HD2	1.90	0.53
1:I:113:HIS:HB2	1:I:180:PRO:HG3	1.91	0.53
2:D:88:GLY:HA2	2:D:92:GLU:HB2	1.90	0.53
2:H:34:PRO:HD2	2:H:340:VAL:HG22	1.90	0.53
1:I:448:SER:HA	1:I:454:GLN:HG2	1.89	0.53
1:A:113:HIS:HB2	1:A:180:PRO:HG3	1.91	0.53
1:C:113:HIS:HB2	1:C:180:PRO:HG3	1.91	0.53
2:F:34:PRO:HD2	2:F:340:VAL:HG22	1.90	0.53
1:G:453:PRO:HG3	1:G:550:LEU:HB2	1.89	0.53
2:H:87:ASP:OD1	2:H:91:THR:OG1	2.23	0.53
1:K:143:LYS:HB3	1:K:146:ILE:HB	1.90	0.53
1:C:448:SER:HA	1:C:454:GLN:HG2	1.89	0.53
2:D:238:GLN:HG2	2:D:239:ASN:N	2.22	0.53
1:E:113:HIS:HB2	1:E:180:PRO:HG3	1.91	0.53
2:F:88:GLY:HA2	2:F:92:GLU:HB2	1.90	0.53
1:G:113:HIS:HB2	1:G:180:PRO:HG3	1.91	0.53
2:H:88:GLY:HA2	2:H:92:GLU:HB2	1.90	0.53
1:I:321:ALA:HB3	1:I:485:VAL:HA	1.90	0.53
2:J:87:ASP:OD1	2:J:91:THR:OG1	2.24	0.53
2:L:88:GLY:HA2	2:L:92:GLU:HB2	1.90	0.53
2:B:237:ALA:N	2:B:240:LYS:O	2.42	0.53
1:C:212:LEU:HB3	1:C:216:VAL:HG21	1.90	0.53
2:H:237:ALA:N	2:H:240:LYS:O	2.42	0.53
2:J:437:GLU:HA	2:J:442:THR:HG22	1.90	0.53
1:K:113:HIS:HB2	1:K:180:PRO:HG3	1.91	0.53
1:A:143:LYS:HB3	1:A:146:ILE:HB	1.90	0.53
1:C:321:ALA:HB3	1:C:485:VAL:HA	1.90	0.53
2:D:237:ALA:N	2:D:240:LYS:O	2.42	0.53
1:G:143:LYS:HB3	1:G:146:ILE:HB	1.90	0.53
1:K:453:PRO:HG3	1:K:550:LEU:HB2	1.89	0.53
2:L:237:ALA:N	2:L:240:LYS:O	2.42	0.53
2:L:437:GLU:HA	2:L:442:THR:HG22	1.90	0.53

Continued on next page...

Continued from previous page...

Atom-1	Atom-2	Interatomic distance (Å)	Clash overlap (Å)
2:B:437:GLU:HA	2:B:442:THR:HG22	1.90	0.53
2:B:88:GLY:HA2	2:B:92:GLU:HB2	1.90	0.52
2:F:237:ALA:N	2:F:240:LYS:O	2.42	0.52
2:D:55:LYS:HG2	2:D:132:SER:HB3	1.91	0.52
1:E:321:ALA:HB3	1:E:485:VAL:HA	1.90	0.52
1:I:141:LEU:HB2	1:I:408:THR:HG21	1.92	0.52
1:C:141:LEU:HB2	1:C:408:THR:HG21	1.92	0.52
1:E:141:LEU:HB2	1:E:408:THR:HG21	1.92	0.52
1:E:212:LEU:HB3	1:E:216:VAL:HG21	1.90	0.52
2:H:437:GLU:HA	2:H:442:THR:HG22	1.90	0.52
2:J:55:LYS:HG2	2:J:132:SER:HB3	1.91	0.52
1:A:141:LEU:HB2	1:A:408:THR:HG21	1.92	0.52
1:G:141:LEU:HB2	1:G:408:THR:HG21	1.92	0.52
2:J:374:GLN:OE1	2:J:374:GLN:N	2.30	0.52
1:K:141:LEU:HB2	1:K:408:THR:HG21	1.92	0.52
1:A:573:ILE:HD11	1:A:585:ILE:HD11	1.92	0.52
1:K:321:ALA:HB3	1:K:485:VAL:HA	1.90	0.52
2:L:87:ASP:OD1	2:L:91:THR:OG1	2.24	0.52
1:A:385:THR:HG23	1:A:388:GLU:H	1.74	0.52
2:B:84:SER:OG	2:B:122:GLU:OE2	2.22	0.52
1:I:143:LYS:HB3	1:I:146:ILE:HB	1.90	0.52
2:J:88:GLY:HA2	2:J:92:GLU:HB2	1.90	0.52
1:G:385:THR:HG23	1:G:388:GLU:H	1.74	0.52
2:H:221:GLY:O	2:J:417:ARG:NH1	2.29	0.52
2:J:141:ASP:OD2	2:J:367:LEU:N	2.36	0.52
2:D:437:GLU:HA	2:D:442:THR:HG22	1.90	0.52
1:G:573:ILE:HD11	1:G:585:ILE:HD11	1.92	0.52
1:K:430:PRO:HA	1:K:467:ILE:O	2.10	0.52
1:K:573:ILE:HD11	1:K:585:ILE:HD11	1.92	0.52
1:E:385:THR:HG23	1:E:388:GLU:H	1.74	0.52
1:E:430:PRO:HA	1:E:467:ILE:O	2.10	0.52
1:I:34:LYS:HA	1:I:217:ILE:HD11	1.92	0.52
1:K:558:PHE:O	1:K:616:ASN:HB2	2.10	0.52
2:B:55:LYS:HG2	2:B:132:SER:HB3	1.91	0.52
2:F:437:GLU:HA	2:F:442:THR:HG22	1.90	0.52
2:H:125:ALA:HA	2:H:130:SER:HB3	1.92	0.52
2:J:237:ALA:N	2:J:240:LYS:O	2.42	0.52
1:K:572:PHE:HB3	1:K:602:THR:HB	1.92	0.52
2:D:87:ASP:OD1	2:D:91:THR:OG1	2.24	0.51
2:F:125:ALA:HA	2:F:130:SER:HB3	1.92	0.51
1:I:433:ILE:HG12	1:I:503:ILE:HG12	1.92	0.51

Continued on next page...

Continued from previous page...

Atom-1	Atom-2	Interatomic distance (Å)	Clash overlap (Å)
2:J:125:ALA:HA	2:J:130:SER:HB3	1.92	0.51
1:A:572:PHE:HB3	1:A:602:THR:HB	1.92	0.51
1:E:573:ILE:HD11	1:E:585:ILE:HD11	1.92	0.51
1:K:433:ILE:HG12	1:K:503:ILE:HG12	1.92	0.51
2:D:179:ILE:HG22	2:D:197:LEU:HD11	1.93	0.51
1:I:573:ILE:HD11	1:I:585:ILE:HD11	1.92	0.51
1:K:60:ARG:NH2	1:K:129:ALA:O	2.37	0.51
2:F:55:LYS:HG2	2:F:132:SER:HB3	1.91	0.51
1:G:148:LEU:O	1:G:193:TYR:OH	2.18	0.51
1:G:430:PRO:HA	1:G:467:ILE:O	2.10	0.51
1:G:433:ILE:HG12	1:G:503:ILE:HG12	1.92	0.51
2:H:374:GLN:OE1	2:H:374:GLN:N	2.30	0.51
1:I:238:TYR:OH	1:I:264:PRO:O	2.28	0.51
2:J:179:ILE:HG22	2:J:197:LEU:HD11	1.93	0.51
2:L:280:VAL:H	2:L:281:PRO:HD3	1.76	0.51
1:A:60:ARG:NH2	1:A:129:ALA:O	2.37	0.51
2:B:105:LEU:HD11	2:B:334:TYR:CZ	2.46	0.51
2:B:328:THR:O	2:B:331:PRO:HD2	2.11	0.51
1:C:34:LYS:HA	1:C:217:ILE:HD11	1.92	0.51
1:C:430:PRO:HA	1:C:467:ILE:O	2.10	0.51
1:C:558:PHE:O	1:C:616:ASN:HB2	2.10	0.51
2:F:84:SER:OG	2:F:122:GLU:OE2	2.22	0.51
2:L:105:LEU:HD11	2:L:334:TYR:CZ	2.46	0.51
1:A:430:PRO:HA	1:A:467:ILE:O	2.10	0.51
1:C:573:ILE:HD11	1:C:585:ILE:HD11	1.92	0.51
2:F:179:ILE:HG22	2:F:197:LEU:HD11	1.93	0.51
2:H:179:ILE:HG22	2:H:197:LEU:HD11	1.93	0.51
1:K:34:LYS:HA	1:K:217:ILE:HD11	1.92	0.51
1:A:242:ASP:HA	1:A:267:ASN:OD1	2.11	0.51
1:A:433:ILE:HG12	1:A:503:ILE:HG12	1.92	0.51
1:E:572:PHE:HB3	1:E:602:THR:HB	1.92	0.51
2:F:328:THR:O	2:F:331:PRO:HD2	2.11	0.51
2:H:55:LYS:HG2	2:H:132:SER:HB3	1.91	0.51
2:J:105:LEU:HD11	2:J:334:TYR:CZ	2.46	0.51
1:A:34:LYS:HA	1:A:217:ILE:HD11	1.92	0.51
1:C:572:PHE:HB3	1:C:602:THR:HB	1.92	0.51
1:E:82:GLN:NE2	1:E:268:SER:OG	2.44	0.51
1:I:385:THR:HG23	1:I:388:GLU:H	1.74	0.51
1:I:430:PRO:HA	1:I:467:ILE:O	2.10	0.51
2:L:328:THR:O	2:L:331:PRO:HD2	2.11	0.51
2:D:125:ALA:HA	2:D:130:SER:HB3	1.92	0.51

Continued on next page...

Continued from previous page...

Atom-1	Atom-2	Interatomic distance (Å)	Clash overlap (Å)
2:H:105:LEU:HD11	2:H:334:TYR:CZ	2.46	0.51
1:I:272:THR:HA	1:I:290:LEU:HD13	1.93	0.51
1:I:572:PHE:HB3	1:I:602:THR:HB	1.92	0.51
2:J:75:LEU:HD22	2:J:152:LEU:HD21	1.93	0.51
1:K:385:THR:HG23	1:K:388:GLU:H	1.74	0.51
1:A:272:THR:HA	1:A:290:LEU:HD13	1.93	0.51
1:A:558:PHE:O	1:A:616:ASN:HB2	2.10	0.51
2:B:125:ALA:HA	2:B:130:SER:HB3	1.92	0.51
2:D:280:VAL:H	2:D:281:PRO:HD3	1.76	0.51
2:D:328:THR:O	2:D:331:PRO:HD2	2.11	0.51
2:L:75:LEU:HD22	2:L:152:LEU:HD21	1.93	0.51
2:D:105:LEU:HD11	2:D:334:TYR:CZ	2.46	0.50
1:E:433:ILE:HG12	1:E:503:ILE:HG12	1.92	0.50
1:G:34:LYS:HA	1:G:217:ILE:HD11	1.92	0.50
1:G:242:ASP:HA	1:G:267:ASN:OD1	2.11	0.50
1:G:272:THR:HA	1:G:290:LEU:HD13	1.93	0.50
1:G:558:PHE:O	1:G:616:ASN:HB2	2.10	0.50
1:K:82:GLN:NE2	1:K:268:SER:OG	2.44	0.50
1:C:385:THR:HG23	1:C:388:GLU:H	1.74	0.50
1:G:572:PHE:HB3	1:G:602:THR:HB	1.92	0.50
2:H:280:VAL:H	2:H:281:PRO:HD3	1.76	0.50
1:I:558:PHE:O	1:I:616:ASN:HB2	2.10	0.50
2:J:328:THR:O	2:J:331:PRO:HD2	2.11	0.50
2:L:210:ASP:O	2:L:214:VAL:HG23	2.11	0.50
1:I:82:GLN:NE2	1:I:268:SER:OG	2.44	0.50
1:I:443:ASP:OD2	1:I:495:LYS:NZ	2.43	0.50
2:J:210:ASP:O	2:J:214:VAL:HG23	2.11	0.50
1:K:242:ASP:HA	1:K:267:ASN:OD1	2.11	0.50
1:K:272:THR:HA	1:K:290:LEU:HD13	1.93	0.50
2:L:55:LYS:HG2	2:L:132:SER:HB3	1.91	0.50
1:C:272:THR:HA	1:C:290:LEU:HD13	1.93	0.50
2:F:105:LEU:HD11	2:F:334:TYR:CZ	2.46	0.50
2:L:179:ILE:HG22	2:L:197:LEU:HD11	1.93	0.50
1:A:82:GLN:NE2	1:A:268:SER:OG	2.44	0.50
2:B:179:ILE:HG22	2:B:197:LEU:HD11	1.93	0.50
1:C:433:ILE:HG12	1:C:503:ILE:HG12	1.92	0.50
1:E:242:ASP:HA	1:E:267:ASN:OD1	2.11	0.50
2:H:328:THR:O	2:H:331:PRO:HD2	2.11	0.50
1:I:347:LYS:O	1:I:351:LEU:HG	2.12	0.50
2:D:210:ASP:O	2:D:214:VAL:HG23	2.11	0.50
1:E:272:THR:HA	1:E:290:LEU:HD13	1.93	0.50

Continued on next page...

Continued from previous page...

Atom-1	Atom-2	Interatomic distance (Å)	Clash overlap (Å)
2:H:210:ASP:O	2:H:214:VAL:HG23	2.11	0.50
2:J:280:VAL:H	2:J:281:PRO:HD3	1.76	0.50
1:K:347:LYS:O	1:K:351:LEU:HG	2.12	0.50
1:A:347:LYS:O	1:A:351:LEU:HG	2.12	0.50
2:B:446:ILE:HD12	2:B:453:VAL:HG11	1.94	0.50
1:C:82:GLN:NE2	1:C:268:SER:OG	2.44	0.50
1:E:34:LYS:HA	1:E:217:ILE:HD11	1.92	0.50
2:F:210:ASP:O	2:F:214:VAL:HG23	2.11	0.50
1:K:98:GLU:HB3	1:K:103:ARG:HG3	1.94	0.50
1:K:220:THR:HG23	1:K:237:LEU:HD11	1.94	0.50
1:K:238:TYR:OH	1:K:264:PRO:O	2.28	0.50
2:L:84:SER:OG	2:L:122:GLU:OE2	2.22	0.50
1:A:220:THR:HG23	1:A:237:LEU:HD11	1.94	0.50
2:B:75:LEU:HD22	2:B:152:LEU:HD21	1.93	0.50
1:E:558:PHE:O	1:E:616:ASN:HB2	2.10	0.50
1:I:242:ASP:HA	1:I:267:ASN:OD1	2.11	0.50
2:L:125:ALA:HA	2:L:130:SER:HB3	1.92	0.50
2:B:280:VAL:H	2:B:281:PRO:HD3	1.76	0.50
2:B:407:ASP:OD1	2:B:436:LYS:NZ	2.31	0.50
1:E:347:LYS:O	1:E:351:LEU:HG	2.12	0.50
1:K:148:LEU:O	1:K:193:TYR:OH	2.18	0.50
2:B:210:ASP:O	2:B:214:VAL:HG23	2.11	0.49
1:C:98:GLU:HB3	1:C:103:ARG:HG3	1.94	0.49
1:C:242:ASP:HA	1:C:267:ASN:OD1	2.11	0.49
2:D:75:LEU:HD22	2:D:152:LEU:HD21	1.93	0.49
1:E:98:GLU:HB3	1:E:103:ARG:HG3	1.94	0.49
2:F:280:VAL:H	2:F:281:PRO:HD3	1.76	0.49
2:H:392:ASP:OD2	2:H:447:LYS:HA	2.12	0.49
2:L:446:ILE:HD12	2:L:453:VAL:HG11	1.94	0.49
2:B:392:ASP:OD2	2:B:447:LYS:HA	2.12	0.49
2:F:392:ASP:OD2	2:F:447:LYS:HA	2.12	0.49
1:G:82:GLN:NE2	1:G:268:SER:OG	2.44	0.49
2:H:446:ILE:HD12	2:H:453:VAL:HG11	1.94	0.49
1:A:443:ASP:OD2	1:A:495:LYS:NZ	2.43	0.49
2:D:392:ASP:OD2	2:D:447:LYS:HA	2.12	0.49
1:G:239:ALA:N	1:G:260:GLU:OE2	2.45	0.49
1:I:98:GLU:HB3	1:I:103:ARG:HG3	1.94	0.49
2:L:392:ASP:OD2	2:L:447:LYS:HA	2.12	0.49
1:E:220:THR:HG23	1:E:237:LEU:HD11	1.93	0.49
1:G:574:GLN:HB3	1:G:639:GLU:HG2	1.95	0.49
2:J:392:ASP:OD2	2:J:447:LYS:HA	2.12	0.49

Continued on next page...

Continued from previous page...

Atom-1	Atom-2	Interatomic distance (Å)	Clash overlap (Å)
1:A:98:GLU:HB3	1:A:103:ARG:HG3	1.94	0.49
1:C:239:ALA:N	1:C:260:GLU:OE2	2.45	0.49
1:C:574:GLN:HB3	1:C:639:GLU:HG2	1.95	0.49
1:E:443:ASP:OD2	1:E:495:LYS:NZ	2.43	0.49
2:L:110:TYR:CE1	2:L:459:ARG:HB2	2.48	0.49
1:G:443:ASP:OD2	1:G:495:LYS:NZ	2.43	0.49
1:G:98:GLU:HB3	1:G:103:ARG:HG3	1.94	0.49
1:G:220:THR:HG23	1:G:237:LEU:HD11	1.93	0.49
2:D:110:TYR:CE1	2:D:459:ARG:HB2	2.48	0.49
1:E:239:ALA:N	1:E:260:GLU:OE2	2.45	0.49
1:G:347:LYS:O	1:G:351:LEU:HG	2.12	0.49
1:A:239:ALA:N	1:A:260:GLU:OE2	2.45	0.49
1:C:220:THR:HG23	1:C:237:LEU:HD11	1.94	0.49
1:C:347:LYS:O	1:C:351:LEU:HG	2.12	0.49
2:F:75:LEU:HD22	2:F:152:LEU:HD21	1.93	0.49
2:B:221:GLY:O	2:L:417:ARG:NH1	2.31	0.49
2:B:336:ASN:HD21	2:B:353:TRP:H	1.61	0.49
1:G:238:TYR:OH	1:G:264:PRO:O	2.28	0.49
1:I:372:LYS:HZ3	1:I:572:PHE:HE2	1.60	0.49
2:J:358:PHE:CG	2:J:359:LEU:N	2.81	0.49
1:C:60:ARG:NH2	1:C:129:ALA:O	2.37	0.48
2:H:75:LEU:HD22	2:H:152:LEU:HD21	1.93	0.48
1:I:220:THR:HG23	1:I:237:LEU:HD11	1.94	0.48
1:I:522:VAL:HG12	1:I:587:GLY:HA2	1.95	0.48
2:L:358:PHE:CG	2:L:359:LEU:N	2.81	0.48
2:D:358:PHE:CG	2:D:359:LEU:N	2.81	0.48
2:D:446:ILE:HD12	2:D:453:VAL:HG11	1.94	0.48
2:H:197:LEU:O	2:H:386:ILE:HA	2.13	0.48
2:L:433:GLY:HA3	2:L:445:THR:O	2.14	0.48
1:G:119:VAL:N	1:G:180:PRO:O	2.42	0.48
2:H:110:TYR:CE1	2:H:459:ARG:HB2	2.48	0.48
1:I:574:GLN:HB3	1:I:639:GLU:HG2	1.95	0.48
2:J:407:ASP:OD1	2:J:436:LYS:NZ	2.31	0.48
2:J:433:GLY:HA3	2:J:445:THR:O	2.14	0.48
1:K:442:ARG:HA	1:K:443:ASP:HA	1.62	0.48
2:L:81:PRO:HD3	2:L:174:TYR:CD1	2.49	0.48
2:B:433:GLY:HA3	2:B:445:THR:O	2.14	0.48
2:D:84:SER:OG	2:D:122:GLU:OE2	2.22	0.48
2:H:358:PHE:CG	2:H:359:LEU:N	2.81	0.48
2:J:110:TYR:CE1	2:J:459:ARG:HB2	2.48	0.48
2:B:358:PHE:CG	2:B:359:LEU:N	2.81	0.48

Continued on next page...

Continued from previous page...

Atom-1	Atom-2	Interatomic distance (Å)	Clash overlap (Å)
1:K:522:VAL:HG12	1:K:587:GLY:HA2	1.95	0.48
1:A:522:VAL:HG12	1:A:587:GLY:HA2	1.95	0.48
2:D:221:GLY:O	2:F:417:ARG:NH1	2.31	0.48
2:D:433:GLY:HA3	2:D:445:THR:O	2.14	0.48
1:E:574:GLN:HB3	1:E:639:GLU:HG2	1.95	0.48
2:F:446:ILE:HD12	2:F:453:VAL:HG11	1.94	0.48
1:K:239:ALA:N	1:K:260:GLU:OE2	2.46	0.48
1:A:574:GLN:HB3	1:A:639:GLU:HG2	1.95	0.48
1:C:579:SER:HB3	1:C:624:GLU:HB2	1.96	0.48
1:E:238:TYR:OH	1:E:264:PRO:O	2.28	0.48
1:G:277:HIS:HB3	1:G:326:GLU:HG2	1.95	0.48
2:H:81:PRO:HD3	2:H:174:TYR:CD1	2.49	0.48
2:H:336:ASN:HD21	2:H:353:TRP:H	1.61	0.48
2:H:433:GLY:HA3	2:H:445:THR:O	2.14	0.48
1:I:579:SER:HB3	1:I:624:GLU:HB2	1.96	0.48
1:A:238:TYR:OH	1:A:264:PRO:O	2.28	0.48
2:B:197:LEU:O	2:B:386:ILE:HA	2.13	0.48
1:C:501:MET:HG3	1:C:508:LEU:HD12	1.96	0.48
1:C:522:VAL:HG12	1:C:587:GLY:HA2	1.95	0.48
2:F:110:TYR:CE1	2:F:459:ARG:HB2	2.48	0.48
2:F:433:GLY:HA3	2:F:445:THR:O	2.14	0.48
1:I:239:ALA:N	1:I:260:GLU:OE2	2.46	0.48
2:J:446:ILE:HD12	2:J:453:VAL:HG11	1.94	0.48
2:B:81:PRO:HD3	2:B:174:TYR:CD1	2.49	0.48
2:D:141:ASP:OD2	2:D:367:LEU:N	2.36	0.48
1:E:253:PHE:CD1	1:E:265:LEU:HD22	2.49	0.48
1:E:501:MET:HG3	1:E:508:LEU:HD12	1.96	0.48
2:F:38:LYS:O	2:F:107:TYR:OH	2.25	0.48
2:B:110:TYR:CE1	2:B:459:ARG:HB2	2.48	0.48
1:E:60:ARG:NH2	1:E:129:ALA:O	2.37	0.48
1:E:522:VAL:HG12	1:E:587:GLY:HA2	1.95	0.48
2:F:197:LEU:O	2:F:386:ILE:HA	2.13	0.48
2:F:358:PHE:CG	2:F:359:LEU:N	2.81	0.48
2:J:197:LEU:O	2:J:386:ILE:HA	2.14	0.48
1:K:579:SER:HB3	1:K:624:GLU:HB2	1.96	0.48
2:L:336:ASN:HD21	2:L:353:TRP:H	1.61	0.48
1:A:277:HIS:HB3	1:A:326:GLU:HG2	1.96	0.47
1:E:579:SER:HB3	1:E:624:GLU:HB2	1.96	0.47
1:G:522:VAL:HG12	1:G:587:GLY:HA2	1.95	0.47
1:I:253:PHE:CD1	1:I:265:LEU:HD22	2.49	0.47
2:J:336:ASN:HD21	2:J:353:TRP:H	1.61	0.47

Continued on next page...

Continued from previous page...

Atom-1	Atom-2	Interatomic distance (Å)	Clash overlap (Å)
1:K:119:VAL:N	1:K:180:PRO:O	2.41	0.47
1:K:570:ASP:OD1	1:K:607:ARG:N	2.44	0.47
1:A:253:PHE:CD1	1:A:265:LEU:HD22	2.49	0.47
2:H:141:ASP:OD2	2:H:367:LEU:N	2.36	0.47
1:K:253:PHE:CD1	1:K:265:LEU:HD22	2.49	0.47
1:A:68:ASP:OD2	1:A:69:ARG:NH1	2.44	0.47
2:D:197:LEU:O	2:D:386:ILE:HA	2.14	0.47
2:D:389:TYR:HA	2:D:444:LEU:O	2.14	0.47
1:G:253:PHE:CD1	1:G:265:LEU:HD22	2.49	0.47
1:A:442:ARG:HB3	1:A:443:ASP:OD1	2.15	0.47
2:F:389:TYR:HA	2:F:444:LEU:O	2.15	0.47
2:F:81:PRO:HD3	2:F:174:TYR:CD1	2.49	0.47
1:G:278:TRP:CZ3	1:G:600:GLN:HB3	2.49	0.47
1:I:501:MET:HG3	1:I:508:LEU:HD12	1.96	0.47
2:J:389:TYR:HA	2:J:444:LEU:O	2.15	0.47
2:B:141:ASP:OD2	2:B:367:LEU:N	2.36	0.47
1:E:277:HIS:HB3	1:E:326:GLU:HG2	1.95	0.47
1:G:442:ARG:HB3	1:G:443:ASP:OD1	2.15	0.47
1:K:109:ILE:HD12	1:K:119:VAL:HG11	1.97	0.47
1:K:278:TRP:CZ3	1:K:600:GLN:HB3	2.50	0.47
2:L:197:LEU:O	2:L:386:ILE:HA	2.13	0.47
1:A:109:ILE:HD12	1:A:119:VAL:HG11	1.97	0.47
1:A:579:SER:HB3	1:A:624:GLU:HB2	1.96	0.47
1:C:278:TRP:CZ3	1:C:600:GLN:HB3	2.50	0.47
2:D:81:PRO:HD3	2:D:174:TYR:CD1	2.49	0.47
2:D:336:ASN:HD21	2:D:353:TRP:H	1.61	0.47
1:G:35:LEU:HD12	1:G:35:LEU:H	1.79	0.47
1:G:579:SER:HB3	1:G:624:GLU:HB2	1.96	0.47
1:I:94:PRO:HD3	1:I:139:TRP:CG	2.50	0.47
1:I:442:ARG:HB3	1:I:443:ASP:OD1	2.15	0.47
1:C:253:PHE:CD1	1:C:265:LEU:HD22	2.49	0.47
1:C:442:ARG:HB3	1:C:443:ASP:OD1	2.15	0.47
2:F:336:ASN:HD21	2:F:353:TRP:H	1.61	0.47
1:I:406:THR:HG23	1:I:409:GLN:OE1	2.15	0.47
1:I:572:PHE:HB2	1:I:641:VAL:HG23	1.97	0.47
1:K:94:PRO:HD3	1:K:139:TRP:CG	2.50	0.47
1:K:442:ARG:HB3	1:K:443:ASP:OD1	2.15	0.47
1:K:501:MET:HG3	1:K:508:LEU:HD12	1.96	0.47
1:K:574:GLN:HB3	1:K:639:GLU:HG2	1.95	0.47
1:C:31:ARG:HA	1:C:45:ASP:OD1	2.15	0.47
1:C:35:LEU:H	1:C:35:LEU:HD12	1.80	0.47

Continued on next page...

Continued from previous page...

Atom-1	Atom-2	Interatomic distance (Å)	Clash overlap (Å)
1:C:94:PRO:HD3	1:C:139:TRP:CG	2.50	0.47
1:C:406:THR:HG23	1:C:409:GLN:OE1	2.15	0.47
2:D:174:TYR:HH	2:D:364:TYR:HE2	1.62	0.47
1:K:443:ASP:OD2	1:K:495:LYS:NZ	2.43	0.47
1:C:277:HIS:HB3	1:C:326:GLU:HG2	1.95	0.47
1:E:94:PRO:HD3	1:E:139:TRP:CG	2.50	0.47
1:G:122:ARG:HD2	1:G:185:GLN:CD	2.36	0.47
2:J:81:PRO:HD3	2:J:174:TYR:CD1	2.49	0.47
2:J:84:SER:OG	2:J:122:GLU:OE2	2.22	0.47
1:C:558:PHE:HE2	1:C:560:ILE:HD11	1.80	0.46
1:E:122:ARG:HD2	1:E:185:GLN:CD	2.36	0.46
1:E:278:TRP:CZ3	1:E:600:GLN:HB3	2.50	0.46
1:G:63:ARG:HA	1:G:66:TRP:CD2	2.51	0.46
1:G:68:ASP:OD2	1:G:69:ARG:NH1	2.44	0.46
1:G:501:MET:HG3	1:G:508:LEU:HD12	1.96	0.46
1:I:31:ARG:HA	1:I:45:ASP:OD1	2.15	0.46
1:I:277:HIS:HB3	1:I:326:GLU:HG2	1.95	0.46
2:J:179:ILE:HB	2:J:180:PRO:HD3	1.97	0.46
1:K:406:THR:HG23	1:K:409:GLN:OE1	2.15	0.46
2:L:141:ASP:OD2	2:L:367:LEU:N	2.36	0.46
1:A:94:PRO:HD3	1:A:139:TRP:CG	2.50	0.46
1:A:501:MET:HG3	1:A:508:LEU:HD12	1.96	0.46
1:E:442:ARG:HB3	1:E:443:ASP:OD1	2.15	0.46
1:G:60:ARG:NH2	1:G:129:ALA:O	2.37	0.46
1:G:94:PRO:HD3	1:G:139:TRP:CG	2.50	0.46
1:G:109:ILE:HD12	1:G:119:VAL:HG11	1.97	0.46
1:I:109:ILE:HD12	1:I:119:VAL:HG11	1.97	0.46
1:I:278:TRP:CZ3	1:I:600:GLN:HB3	2.50	0.46
1:K:277:HIS:HB3	1:K:326:GLU:HG2	1.95	0.46
1:K:572:PHE:HB2	1:K:641:VAL:HG23	1.97	0.46
2:L:389:TYR:HA	2:L:444:LEU:O	2.15	0.46
1:A:410:VAL:HG12	1:A:410:VAL:O	2.16	0.46
1:E:31:ARG:HA	1:E:45:ASP:OD1	2.15	0.46
1:G:570:ASP:OD1	1:G:607:ARG:N	2.44	0.46
1:I:35:LEU:HD12	1:I:35:LEU:H	1.80	0.46
1:I:60:ARG:NH2	1:I:129:ALA:O	2.37	0.46
1:I:331:SER:H	1:I:600:GLN:CD	2.18	0.46
1:I:558:PHE:HE2	1:I:560:ILE:HD11	1.80	0.46
1:K:331:SER:H	1:K:600:GLN:CD	2.18	0.46
2:L:179:ILE:HB	2:L:180:PRO:HD3	1.97	0.46
1:A:35:LEU:HD12	1:A:35:LEU:H	1.79	0.46

Continued on next page...

Continued from previous page...

Atom-1	Atom-2	Interatomic distance (Å)	Clash overlap (Å)
1:A:122:ARG:HD2	1:A:185:GLN:CD	2.36	0.46
1:C:572:PHE:HB2	1:C:641:VAL:HG23	1.97	0.46
2:D:179:ILE:HB	2:D:180:PRO:HD3	1.97	0.46
2:H:389:TYR:HA	2:H:444:LEU:O	2.15	0.46
1:I:63:ARG:HA	1:I:66:TRP:CD2	2.50	0.46
1:A:63:ARG:HA	1:A:66:TRP:CD2	2.51	0.46
1:A:278:TRP:CZ3	1:A:600:GLN:HB3	2.50	0.46
1:E:35:LEU:HD12	1:E:35:LEU:H	1.79	0.46
1:G:63:ARG:HA	1:G:66:TRP:CE2	2.51	0.46
1:K:122:ARG:HD2	1:K:185:GLN:CD	2.36	0.46
2:L:61:PHE:CZ	2:L:117:ASN:HB3	2.51	0.46
2:B:389:TYR:HA	2:B:444:LEU:O	2.15	0.46
1:C:109:ILE:HD12	1:C:119:VAL:HG11	1.97	0.46
1:C:418:LEU:O	1:C:513:VAL:HA	2.16	0.46
1:E:63:ARG:HA	1:E:66:TRP:CD2	2.51	0.46
2:F:141:ASP:OD2	2:F:367:LEU:N	2.36	0.46
1:G:558:PHE:HE2	1:G:560:ILE:HD11	1.80	0.46
2:J:49:LEU:HG	2:J:59:TYR:CD2	2.51	0.46
1:A:63:ARG:HA	1:A:66:TRP:CE2	2.51	0.46
1:A:418:LEU:O	1:A:513:VAL:HA	2.16	0.46
1:C:122:ARG:HD2	1:C:185:GLN:CD	2.36	0.46
1:E:418:LEU:O	1:E:513:VAL:HA	2.16	0.46
1:G:410:VAL:HG12	1:G:410:VAL:O	2.16	0.46
1:G:418:LEU:O	1:G:513:VAL:HA	2.16	0.46
2:H:49:LEU:HG	2:H:59:TYR:CD2	2.51	0.46
2:J:201:ASN:HA	2:J:390:ASN:ND2	2.31	0.46
1:K:31:ARG:HA	1:K:45:ASP:OD1	2.15	0.46
1:K:410:VAL:HG12	1:K:410:VAL:O	2.16	0.46
1:K:418:LEU:O	1:K:513:VAL:HA	2.16	0.46
1:C:63:ARG:HA	1:C:66:TRP:CE2	2.51	0.46
2:D:49:LEU:HG	2:D:59:TYR:CD2	2.51	0.46
1:E:109:ILE:HD12	1:E:119:VAL:HG11	1.97	0.46
1:E:406:THR:HG23	1:E:409:GLN:OE1	2.15	0.46
1:E:572:PHE:HB2	1:E:641:VAL:HG23	1.97	0.46
1:I:63:ARG:HA	1:I:66:TRP:CE2	2.51	0.46
1:I:119:VAL:N	1:I:180:PRO:O	2.41	0.46
1:A:558:PHE:HE2	1:A:560:ILE:HD11	1.80	0.46
1:E:558:PHE:HE2	1:E:560:ILE:HD11	1.80	0.46
1:G:406:THR:HG23	1:G:409:GLN:OE1	2.15	0.46
2:H:179:ILE:HB	2:H:180:PRO:HD3	1.97	0.46
1:I:410:VAL:HG12	1:I:410:VAL:O	2.16	0.46

Continued on next page...

Continued from previous page...

Atom-1	Atom-2	Interatomic distance (Å)	Clash overlap (Å)
2:J:449:ALA:HB1	2:J:453:VAL:HA	1.97	0.46
1:K:35:LEU:HD12	1:K:35:LEU:H	1.79	0.46
1:A:331:SER:H	1:A:600:GLN:CD	2.18	0.46
2:B:61:PHE:CZ	2:B:117:ASN:HB3	2.51	0.46
1:C:63:ARG:HA	1:C:66:TRP:CD2	2.51	0.46
2:F:61:PHE:CZ	2:F:117:ASN:HB3	2.51	0.46
2:H:160:PRO:O	2:H:163:LYS:HG2	2.16	0.46
2:L:160:PRO:O	2:L:163:LYS:HG2	2.16	0.46
1:A:31:ARG:HA	1:A:45:ASP:OD1	2.15	0.45
1:A:317:TYR:CZ	1:A:415:GLY:HA2	2.51	0.45
1:A:406:THR:HG23	1:A:409:GLN:OE1	2.15	0.45
1:C:119:VAL:N	1:C:180:PRO:O	2.41	0.45
1:C:317:TYR:CZ	1:C:415:GLY:HA2	2.51	0.45
1:E:63:ARG:HA	1:E:66:TRP:CE2	2.51	0.45
2:F:321:LEU:HD23	2:F:356:CYS:HB3	1.98	0.45
1:G:317:TYR:CZ	1:G:415:GLY:HA2	2.51	0.45
1:G:572:PHE:HB2	1:G:641:VAL:HG23	1.97	0.45
1:I:317:TYR:CZ	1:I:415:GLY:HA2	2.51	0.45
1:K:63:ARG:HA	1:K:66:TRP:CE2	2.51	0.45
1:K:198:TYR:CG	2:L:39:GLN:HG3	2.51	0.45
1:K:316:ALA:HB2	1:K:589:ASN:CG	2.37	0.45
2:L:201:ASN:HA	2:L:390:ASN:ND2	2.31	0.45
1:A:316:ALA:HB2	1:A:589:ASN:CG	2.37	0.45
2:B:179:ILE:HB	2:B:180:PRO:HD3	1.97	0.45
1:C:443:ASP:OD2	1:C:495:LYS:NZ	2.43	0.45
1:E:410:VAL:HG12	1:E:410:VAL:O	2.16	0.45
1:E:627:PRO:HB2	1:E:635:LEU:HB3	1.98	0.45
1:G:316:ALA:HB2	1:G:589:ASN:CG	2.37	0.45
1:G:627:PRO:HB2	1:G:635:LEU:HB3	1.98	0.45
2:H:61:PHE:CZ	2:H:117:ASN:HB3	2.51	0.45
1:I:122:ARG:HD2	1:I:185:GLN:CD	2.36	0.45
1:I:564:ILE:HB	1:I:567:LEU:HB2	1.99	0.45
1:K:63:ARG:HA	1:K:66:TRP:CD2	2.51	0.45
1:K:335:ASP:O	1:K:347:LYS:NZ	2.40	0.45
2:B:160:PRO:O	2:B:163:LYS:HG2	2.17	0.45
2:D:160:PRO:O	2:D:163:LYS:HG2	2.17	0.45
2:F:280:VAL:N	2:F:281:PRO:HD3	2.31	0.45
2:F:292:VAL:O	2:F:321:LEU:HD12	2.17	0.45
1:G:31:ARG:HA	1:G:45:ASP:OD1	2.15	0.45
1:G:442:ARG:HA	1:G:443:ASP:HA	1.62	0.45
2:H:280:VAL:N	2:H:281:PRO:HD3	2.32	0.45

Continued on next page...

Continued from previous page...

Atom-1	Atom-2	Interatomic distance (Å)	Clash overlap (Å)
2:J:170:THR:HA	2:J:198:ALA:O	2.17	0.45
2:J:174:TYR:HH	2:J:364:TYR:HE2	1.63	0.45
2:L:292:VAL:O	2:L:321:LEU:HD12	2.17	0.45
1:C:68:ASP:OD2	1:C:69:ARG:NH1	2.44	0.45
1:C:316:ALA:HB2	1:C:589:ASN:CG	2.37	0.45
1:C:331:SER:H	1:C:600:GLN:CD	2.18	0.45
1:E:335:ASP:O	1:E:347:LYS:NZ	2.40	0.45
2:F:49:LEU:HG	2:F:59:TYR:CD2	2.51	0.45
1:I:418:LEU:O	1:I:513:VAL:HA	2.16	0.45
1:A:572:PHE:HB2	1:A:641:VAL:HG23	1.97	0.45
1:A:627:PRO:HB2	1:A:635:LEU:HB3	1.98	0.45
2:B:49:LEU:HG	2:B:59:TYR:CD2	2.51	0.45
2:B:280:VAL:N	2:B:281:PRO:HD3	2.32	0.45
1:C:410:VAL:HG12	1:C:410:VAL:O	2.16	0.45
2:D:166:LYS:HD3	2:D:195:GLN:HG3	1.99	0.45
2:F:179:ILE:HB	2:F:180:PRO:HD3	1.97	0.45
2:J:61:PHE:CZ	2:J:117:ASN:HB3	2.51	0.45
1:K:317:TYR:CZ	1:K:415:GLY:HA2	2.51	0.45
2:L:49:LEU:HG	2:L:59:TYR:CD2	2.51	0.45
2:L:449:ALA:HB1	2:L:453:VAL:HA	1.98	0.45
1:A:253:PHE:CE1	1:A:265:LEU:HB3	2.52	0.45
2:D:61:PHE:CZ	2:D:117:ASN:HB3	2.51	0.45
2:D:449:ALA:HB1	2:D:453:VAL:HA	1.98	0.45
1:E:253:PHE:CE1	1:E:265:LEU:HB3	2.52	0.45
2:F:449:ALA:HB1	2:F:453:VAL:HA	1.98	0.45
1:G:253:PHE:CE1	1:G:265:LEU:HB3	2.52	0.45
2:H:321:LEU:HD23	2:H:356:CYS:HB3	1.98	0.45
1:K:276:ASP:CG	1:K:282:HIS:HD1	2.18	0.45
1:K:564:ILE:HB	1:K:567:LEU:HB2	1.99	0.45
2:L:170:THR:HA	2:L:198:ALA:O	2.17	0.45
1:C:238:TYR:OH	1:C:264:PRO:O	2.28	0.45
2:D:280:VAL:N	2:D:281:PRO:HD3	2.32	0.45
1:E:317:TYR:CZ	1:E:415:GLY:HA2	2.51	0.45
2:F:166:LYS:HD3	2:F:195:GLN:HG3	1.99	0.45
1:G:70:LEU:HD11	1:G:108:PHE:CE1	2.52	0.45
2:H:166:LYS:HD3	2:H:195:GLN:HG3	1.99	0.45
2:H:201:ASN:HA	2:H:390:ASN:ND2	2.31	0.45
2:H:292:VAL:O	2:H:321:LEU:HD12	2.17	0.45
2:J:166:LYS:HD3	2:J:195:GLN:HG3	1.99	0.45
2:L:321:LEU:HD23	2:L:356:CYS:HB3	1.98	0.45
2:D:77:LEU:O	2:D:171:GLY:HA2	2.17	0.45

Continued on next page...

Continued from previous page...

Atom-1	Atom-2	Interatomic distance (Å)	Clash overlap (Å)
2:D:407:ASP:OD1	2:D:436:LYS:NZ	2.31	0.45
2:H:98:ILE:H	2:H:98:ILE:HG12	1.59	0.45
1:I:253:PHE:CE1	1:I:265:LEU:HB3	2.52	0.45
1:I:316:ALA:HB2	1:I:589:ASN:CG	2.37	0.45
2:J:160:PRO:O	2:J:163:LYS:HG2	2.16	0.45
1:K:385:THR:HA	1:K:552:THR:HA	1.99	0.45
2:B:77:LEU:O	2:B:171:GLY:HA2	2.17	0.45
1:C:253:PHE:CE1	1:C:265:LEU:HB3	2.52	0.45
1:C:405:LEU:O	1:C:419:TYR:OH	2.26	0.45
2:D:292:VAL:O	2:D:321:LEU:HD12	2.17	0.45
1:G:385:THR:HA	1:G:552:THR:HA	1.99	0.45
1:A:70:LEU:HD11	1:A:108:PHE:CE1	2.52	0.45
2:B:166:LYS:HD3	2:B:195:GLN:HG3	1.99	0.45
2:D:201:ASN:HA	2:D:390:ASN:ND2	2.31	0.45
1:G:331:SER:H	1:G:600:GLN:CD	2.18	0.45
2:H:464:MET:SD	2:H:465:PHE:N	2.90	0.45
1:I:70:LEU:HD11	1:I:108:PHE:CE1	2.52	0.45
1:I:627:PRO:HB2	1:I:635:LEU:HB3	1.98	0.45
1:K:253:PHE:CE1	1:K:265:LEU:HB3	2.52	0.45
2:L:166:LYS:HD3	2:L:195:GLN:HG3	1.99	0.45
2:B:464:MET:SD	2:B:465:PHE:N	2.90	0.44
1:C:70:LEU:HD11	1:C:108:PHE:CE1	2.52	0.44
1:E:331:SER:H	1:E:600:GLN:CD	2.18	0.44
2:F:160:PRO:O	2:F:163:LYS:HG2	2.17	0.44
2:F:201:ASN:HA	2:F:390:ASN:ND2	2.31	0.44
1:G:564:ILE:HB	1:G:567:LEU:HB2	1.99	0.44
2:J:321:LEU:HD23	2:J:356:CYS:HB3	1.98	0.44
1:K:70:LEU:HD11	1:K:108:PHE:CE1	2.52	0.44
2:L:77:LEU:O	2:L:171:GLY:HA2	2.17	0.44
1:A:321:ALA:N	1:A:486:ASN:OD1	2.50	0.44
1:C:627:PRO:HB2	1:C:635:LEU:HB3	1.98	0.44
1:E:405:LEU:O	1:E:419:TYR:OH	2.26	0.44
2:H:77:LEU:O	2:H:171:GLY:HA2	2.17	0.44
2:H:183:ALA:HB1	2:H:378:LEU:HD21	2.00	0.44
1:A:564:ILE:HB	1:A:567:LEU:HB2	1.99	0.44
2:B:170:THR:HA	2:B:198:ALA:O	2.17	0.44
2:B:201:ASN:HA	2:B:390:ASN:ND2	2.31	0.44
1:C:564:ILE:HB	1:C:567:LEU:HB2	1.99	0.44
1:K:321:ALA:N	1:K:486:ASN:OD1	2.50	0.44
1:K:558:PHE:HE2	1:K:560:ILE:HD11	1.80	0.44
2:L:280:VAL:N	2:L:281:PRO:HD3	2.32	0.44

Continued on next page...

Continued from previous page...

Atom-1	Atom-2	Interatomic distance (Å)	Clash overlap (Å)
1:A:385:THR:HA	1:A:552:THR:HA	1.99	0.44
2:B:276:CYS:HA	2:B:325:CYS:HB3	2.00	0.44
2:D:170:THR:HA	2:D:198:ALA:O	2.17	0.44
1:E:316:ALA:HB2	1:E:589:ASN:CG	2.37	0.44
1:E:321:ALA:N	1:E:486:ASN:OD1	2.50	0.44
2:H:170:THR:HA	2:H:198:ALA:O	2.17	0.44
2:H:416:GLN:HG2	2:J:226:ARG:NH1	2.32	0.44
2:H:449:ALA:HB1	2:H:453:VAL:HA	1.98	0.44
1:I:276:ASP:CG	1:I:282:HIS:HD1	2.18	0.44
1:I:570:ASP:OD1	1:I:607:ARG:N	2.44	0.44
2:J:292:VAL:O	2:J:321:LEU:HD12	2.17	0.44
2:L:464:MET:SD	2:L:465:PHE:N	2.90	0.44
2:B:449:ALA:HB1	2:B:453:VAL:HA	1.97	0.44
1:E:564:ILE:HB	1:E:567:LEU:HB2	1.99	0.44
1:G:321:ALA:N	1:G:486:ASN:OD1	2.50	0.44
2:H:276:CYS:HA	2:H:325:CYS:HB3	2.00	0.44
1:I:198:TYR:CG	2:J:39:GLN:HG3	2.53	0.44
1:K:627:PRO:HB2	1:K:635:LEU:HB3	1.98	0.44
2:B:183:ALA:HB1	2:B:378:LEU:HD21	2.00	0.44
2:B:292:VAL:O	2:B:321:LEU:HD12	2.17	0.44
2:B:321:LEU:HD23	2:B:356:CYS:HB3	1.98	0.44
1:C:276:ASP:CG	1:C:282:HIS:HD1	2.18	0.44
2:F:170:THR:HA	2:F:198:ALA:O	2.17	0.44
2:F:464:MET:SD	2:F:465:PHE:N	2.90	0.44
1:I:321:ALA:N	1:I:486:ASN:OD1	2.50	0.44
2:J:403:GLU:OE2	2:J:417:ARG:NE	2.41	0.44
1:C:608:ASN:OD1	1:C:609:ILE:HG23	2.18	0.44
1:E:70:LEU:HD11	1:E:108:PHE:CE1	2.52	0.44
2:F:77:LEU:O	2:F:171:GLY:HA2	2.17	0.44
2:H:226:ARG:NH1	2:J:416:GLN:HG2	2.32	0.44
2:H:248:ASP:HB3	2:H:251:CYS:HB3	2.00	0.44
2:J:77:LEU:O	2:J:171:GLY:HA2	2.17	0.44
2:J:280:VAL:N	2:J:281:PRO:HD3	2.32	0.44
2:J:464:MET:SD	2:J:465:PHE:N	2.90	0.44
1:C:321:ALA:N	1:C:486:ASN:OD1	2.50	0.44
2:D:464:MET:SD	2:D:465:PHE:N	2.90	0.44
1:E:68:ASP:OD2	1:E:69:ARG:NH1	2.44	0.44
1:E:385:THR:HA	1:E:552:THR:HA	1.99	0.44
2:F:183:ALA:HB1	2:F:378:LEU:HD21	2.00	0.44
2:H:417:ARG:NH1	2:J:221:GLY:O	2.29	0.44
2:D:321:LEU:HD23	2:D:356:CYS:HB3	1.98	0.44

Continued on next page...

Continued from previous page...

Atom-1	Atom-2	Interatomic distance (Å)	Clash overlap (Å)
2:F:248:ASP:HB3	2:F:251:CYS:HB3	2.00	0.44
2:L:183:ALA:HB1	2:L:378:LEU:HD21	2.00	0.44
2:L:276:CYS:HA	2:L:325:CYS:HB3	2.00	0.44
2:F:271:ASN:HA	2:F:393:VAL:HG23	2.00	0.43
1:I:608:ASN:OD1	1:I:609:ILE:HG23	2.18	0.43
2:B:271:ASN:HA	2:B:393:VAL:HG23	2.00	0.43
2:F:276:CYS:HA	2:F:325:CYS:HB3	2.00	0.43
1:A:442:ARG:HA	1:A:443:ASP:HA	1.62	0.43
2:B:248:ASP:HB3	2:B:251:CYS:HB3	2.00	0.43
1:E:608:ASN:OD1	1:E:609:ILE:HG23	2.18	0.43
1:G:307:TYR:HA	1:G:308:MET:HA	1.81	0.43
2:H:271:ASN:HA	2:H:393:VAL:HG23	2.00	0.43
2:L:271:ASN:HA	2:L:393:VAL:HG23	2.00	0.43
2:L:407:ASP:OD1	2:L:436:LYS:NZ	2.31	0.43
1:C:385:THR:HA	1:C:552:THR:HA	1.99	0.43
2:D:271:ASN:HA	2:D:393:VAL:HG23	2.00	0.43
2:D:420:TRP:CH2	2:D:464:MET:HB3	2.54	0.43
1:G:198:TYR:CG	2:H:39:GLN:HG3	2.53	0.43
2:H:359:LEU:O	2:H:363:GLN:HG3	2.19	0.43
2:J:271:ASN:HA	2:J:393:VAL:HG23	2.01	0.43
2:L:248:ASP:HB3	2:L:251:CYS:HB3	2.00	0.43
1:A:368:PRO:HD3	1:C:373:PHE:HE1	1.82	0.43
1:A:393:LEU:HD23	1:A:521:MET:HG3	2.01	0.43
2:F:420:TRP:CH2	2:F:464:MET:HB3	2.54	0.43
1:I:50:ARG:HD3	1:I:302:ALA:O	2.19	0.43
1:I:393:LEU:HD23	1:I:521:MET:HG3	2.01	0.43
1:K:393:LEU:HD23	1:K:521:MET:HG3	2.01	0.43
2:D:183:ALA:HB1	2:D:378:LEU:HD21	2.00	0.43
2:H:420:TRP:CH2	2:H:464:MET:HB3	2.54	0.43
1:I:309:PHE:HA	1:I:337:PRO:HD2	2.01	0.43
1:K:379:ALA:HA	1:K:637:THR:HG22	2.01	0.43
2:L:65:GLN:NE2	2:L:113:ASN:OD1	2.51	0.43
2:B:359:LEU:O	2:B:363:GLN:HG3	2.19	0.43
1:E:379:ALA:HA	1:E:637:THR:HG22	2.01	0.43
1:I:123:PRO:HD2	1:I:185:GLN:O	2.19	0.43
1:I:235:GLN:CA	2:J:38:LYS:HD2	2.46	0.43
2:J:276:CYS:HA	2:J:325:CYS:HB3	2.00	0.43
1:K:608:ASN:OD1	1:K:609:ILE:HG23	2.18	0.43
1:C:309:PHE:HA	1:C:337:PRO:HD2	2.01	0.43
1:G:393:LEU:HD23	1:G:521:MET:HG3	2.01	0.43
2:H:38:LYS:O	2:H:107:TYR:OH	2.25	0.43

Continued on next page...

Continued from previous page...

Atom-1	Atom-2	Interatomic distance (Å)	Clash overlap (Å)
1:I:385:THR:HA	1:I:552:THR:HA	1.99	0.43
2:J:183:ALA:HB1	2:J:378:LEU:HD21	2.00	0.43
1:K:50:ARG:HD3	1:K:302:ALA:O	2.19	0.43
1:A:123:PRO:HD2	1:A:185:GLN:O	2.19	0.43
1:A:379:ALA:HA	1:A:637:THR:HG22	2.01	0.43
2:B:420:TRP:CH2	2:B:464:MET:HB3	2.54	0.43
2:D:248:ASP:HB3	2:D:251:CYS:HB3	2.00	0.43
1:E:198:TYR:CG	2:F:39:GLN:HG3	2.53	0.43
1:G:50:ARG:HD3	1:G:302:ALA:O	2.19	0.43
1:I:99:PHE:HA	1:I:103:ARG:O	2.19	0.43
2:J:248:ASP:HB3	2:J:251:CYS:HB3	2.00	0.43
2:J:420:TRP:CH2	2:J:464:MET:HB3	2.54	0.43
1:K:309:PHE:HA	1:K:337:PRO:HD2	2.01	0.43
2:L:403:GLU:OE2	2:L:417:ARG:NE	2.41	0.43
1:A:608:ASN:OD1	1:A:609:ILE:HG23	2.18	0.43
1:E:309:PHE:HA	1:E:337:PRO:HD2	2.01	0.43
1:A:119:VAL:N	1:A:180:PRO:O	2.41	0.42
1:A:572:PHE:CE1	1:A:644:PRO:HB3	2.54	0.42
1:C:50:ARG:HD3	1:C:302:ALA:O	2.19	0.42
1:C:393:LEU:HD23	1:C:521:MET:HG3	2.01	0.42
1:C:572:PHE:CE1	1:C:644:PRO:HB3	2.54	0.42
2:D:276:CYS:HA	2:D:325:CYS:HB3	2.00	0.42
1:E:207:ARG:HA	1:E:207:ARG:HD2	1.83	0.42
2:F:201:ASN:HD21	2:F:391:GLY:H	1.67	0.42
1:G:379:ALA:HA	1:G:637:THR:HG22	2.01	0.42
1:G:608:ASN:OD1	1:G:609:ILE:HG23	2.18	0.42
2:J:359:LEU:O	2:J:363:GLN:HG3	2.19	0.42
2:D:359:LEU:O	2:D:363:GLN:HG3	2.19	0.42
1:G:207:ARG:HA	1:G:207:ARG:HD2	1.83	0.42
1:I:84:TYR:OH	1:I:188:ASN:ND2	2.52	0.42
2:J:65:GLN:NE2	2:J:113:ASN:OD1	2.51	0.42
1:K:123:PRO:HD2	1:K:185:GLN:O	2.19	0.42
2:B:198:ALA:HA	2:B:387:LEU:O	2.20	0.42
1:C:198:TYR:CG	2:D:39:GLN:HG3	2.54	0.42
1:C:379:ALA:HA	1:C:637:THR:HG22	2.01	0.42
1:E:50:ARG:HD3	1:E:302:ALA:O	2.19	0.42
1:G:316:ALA:HA	1:G:582:GLN:NE2	2.35	0.42
2:H:201:ASN:HD21	2:H:391:GLY:H	1.67	0.42
1:I:379:ALA:HA	1:I:637:THR:HG22	2.01	0.42
1:C:99:PHE:HA	1:C:103:ARG:O	2.19	0.42
2:D:416:GLN:HG2	2:F:226:ARG:NH1	2.35	0.42

Continued on next page...

Continued from previous page...

Atom-1	Atom-2	Interatomic distance (Å)	Clash overlap (Å)
2:F:359:LEU:O	2:F:363:GLN:HG3	2.19	0.42
1:G:572:PHE:CE1	1:G:644:PRO:HB3	2.54	0.42
1:I:572:PHE:CE1	1:I:644:PRO:HB3	2.54	0.42
1:K:84:TYR:OH	1:K:188:ASN:ND2	2.52	0.42
1:K:572:PHE:CE1	1:K:644:PRO:HB3	2.54	0.42
2:L:420:TRP:CH2	2:L:464:MET:HB3	2.54	0.42
2:D:198:ALA:HA	2:D:387:LEU:O	2.20	0.42
1:E:316:ALA:HA	1:E:582:GLN:NE2	2.35	0.42
1:E:393:LEU:HD23	1:E:521:MET:HG3	2.01	0.42
1:E:442:ARG:HA	1:E:443:ASP:HA	1.62	0.42
1:G:257:ARG:NH1	1:G:260:GLU:O	2.41	0.42
2:L:359:LEU:O	2:L:363:GLN:HG3	2.19	0.42
1:A:63:ARG:HA	1:A:66:TRP:CG	2.55	0.42
2:B:65:GLN:NE2	2:B:113:ASN:OD1	2.51	0.42
1:C:84:TYR:OH	1:C:188:ASN:ND2	2.52	0.42
1:E:572:PHE:CE1	1:E:644:PRO:HB3	2.54	0.42
2:H:181:THR:HG21	2:H:368:TYR:CE2	2.55	0.42
2:H:198:ALA:HA	2:H:387:LEU:O	2.20	0.42
2:H:407:ASP:OD1	2:H:436:LYS:NZ	2.31	0.42
1:I:63:ARG:HA	1:I:66:TRP:CG	2.55	0.42
1:I:311:GLY:HA3	1:I:332:TYR:O	2.20	0.42
1:K:99:PHE:HA	1:K:103:ARG:O	2.19	0.42
1:A:99:PHE:HA	1:A:103:ARG:O	2.19	0.42
1:A:309:PHE:HA	1:A:337:PRO:HD2	2.01	0.42
1:C:63:ARG:HA	1:C:66:TRP:CG	2.55	0.42
1:C:235:GLN:CA	2:D:38:LYS:HD2	2.46	0.42
2:D:65:GLN:NE2	2:D:113:ASN:OD1	2.51	0.42
2:D:181:THR:HG21	2:D:368:TYR:CE2	2.55	0.42
1:E:276:ASP:CG	1:E:282:HIS:HD1	2.18	0.42
1:G:309:PHE:HA	1:G:337:PRO:HD2	2.01	0.42
1:G:335:ASP:O	1:G:347:LYS:NZ	2.40	0.42
1:A:50:ARG:HD3	1:A:302:ALA:O	2.19	0.42
1:A:84:TYR:OH	1:A:188:ASN:ND2	2.52	0.42
1:A:316:ALA:HA	1:A:582:GLN:NE2	2.35	0.42
2:B:201:ASN:HD21	2:B:391:GLY:H	1.67	0.42
1:C:111:LEU:HD12	1:C:111:LEU:HA	1.92	0.42
2:D:201:ASN:HD21	2:D:391:GLY:H	1.67	0.42
1:E:407:PHE:CE1	1:E:417:VAL:HB	2.55	0.42
2:F:175:ALA:O	2:F:179:ILE:HG12	2.20	0.42
2:F:198:ALA:HA	2:F:387:LEU:O	2.20	0.42
1:K:63:ARG:HA	1:K:66:TRP:CG	2.55	0.42

Continued on next page...

Continued from previous page...

Atom-1	Atom-2	Interatomic distance (Å)	Clash overlap (Å)
2:L:175:ALA:O	2:L:179:ILE:HG12	2.20	0.42
2:B:215:TYR:O	2:B:219:TYR:HD2	2.03	0.42
1:C:407:PHE:CE1	1:C:417:VAL:HB	2.55	0.42
1:C:491:ILE:H	1:C:491:ILE:HG13	1.73	0.42
2:D:175:ALA:O	2:D:179:ILE:HG12	2.20	0.42
2:L:74:VAL:HG22	2:L:168:PHE:HB2	2.02	0.42
2:D:187:MET:SD	2:D:378:LEU:HD23	2.60	0.42
1:E:63:ARG:HA	1:E:66:TRP:CG	2.55	0.42
1:E:570:ASP:OD1	1:E:607:ARG:N	2.44	0.42
1:G:63:ARG:HA	1:G:66:TRP:CG	2.55	0.42
1:G:84:TYR:OH	1:G:188:ASN:ND2	2.52	0.42
2:H:175:ALA:O	2:H:179:ILE:HG12	2.20	0.42
1:K:311:GLY:HA3	1:K:332:TYR:O	2.20	0.42
2:L:198:ALA:HA	2:L:387:LEU:O	2.20	0.42
1:E:381:ARG:O	1:E:554:TYR:HA	2.20	0.41
2:F:74:VAL:HG22	2:F:168:PHE:HB2	2.02	0.41
2:H:215:TYR:O	2:H:219:TYR:HD2	2.03	0.41
2:J:198:ALA:HA	2:J:387:LEU:O	2.20	0.41
1:C:335:ASP:O	1:C:347:LYS:NZ	2.40	0.41
1:E:84:TYR:OH	1:E:188:ASN:ND2	2.52	0.41
1:G:123:PRO:HD2	1:G:185:GLN:O	2.19	0.41
2:H:418:ARG:HH22	2:H:474:TYR:HB2	1.85	0.41
1:I:148:LEU:O	1:I:193:TYR:OH	2.18	0.41
1:I:405:LEU:O	1:I:419:TYR:OH	2.26	0.41
2:J:181:THR:HG21	2:J:368:TYR:CE2	2.55	0.41
1:K:635:LEU:HD23	1:K:635:LEU:HA	1.94	0.41
2:L:181:THR:HG21	2:L:368:TYR:CE2	2.55	0.41
1:A:176:GLN:HE21	1:A:215:ASP:HB3	1.85	0.41
1:A:380:LEU:HD12	1:A:578:TRP:CZ2	2.55	0.41
1:A:570:ASP:OD1	1:A:607:ARG:N	2.44	0.41
2:B:181:THR:HG21	2:B:368:TYR:CE2	2.55	0.41
2:B:285:ARG:HG2	2:B:290:LEU:HA	2.02	0.41
1:C:380:LEU:HD12	1:C:578:TRP:CZ2	2.55	0.41
1:E:123:PRO:HD2	1:E:185:GLN:O	2.19	0.41
2:F:181:THR:HG21	2:F:368:TYR:CE2	2.55	0.41
1:G:311:GLY:HA3	1:G:332:TYR:O	2.20	0.41
1:G:381:ARG:O	1:G:554:TYR:HA	2.20	0.41
1:G:635:LEU:HD23	1:G:635:LEU:HA	1.94	0.41
1:I:257:ARG:NH1	1:I:260:GLU:O	2.41	0.41
1:K:57:HIS:HB3	1:K:59:PHE:CE2	2.56	0.41
2:L:285:ARG:HG2	2:L:290:LEU:HA	2.02	0.41

Continued on next page...

Continued from previous page...

Atom-1	Atom-2	Interatomic distance (Å)	Clash overlap (Å)
1:A:57:HIS:HB3	1:A:59:PHE:CE2	2.56	0.41
2:B:175:ALA:O	2:B:179:ILE:HG12	2.20	0.41
2:D:285:ARG:HG2	2:D:289:THR:O	2.21	0.41
1:E:311:GLY:HA3	1:E:332:TYR:O	2.20	0.41
1:E:444:ARG:HB2	1:E:482:MET:SD	2.61	0.41
2:F:327:ASN:ND2	4:U:1:NAG:O7	2.54	0.41
2:F:418:ARG:HH22	2:F:474:TYR:HB2	1.85	0.41
1:G:99:PHE:HA	1:G:103:ARG:O	2.19	0.41
1:G:176:GLN:HE21	1:G:215:ASP:HB3	1.85	0.41
1:G:494:PHE:O	1:G:495:LYS:HB2	2.20	0.41
2:H:285:ARG:HG2	2:H:290:LEU:HA	2.02	0.41
2:H:327:ASN:ND2	4:X:1:NAG:O7	2.54	0.41
1:I:57:HIS:HB3	1:I:59:PHE:CE2	2.56	0.41
1:I:494:PHE:O	1:I:495:LYS:HB2	2.20	0.41
2:J:187:MET:SD	2:J:378:LEU:HD23	2.60	0.41
2:J:337:ASN:HA	2:J:338:PRO:HD2	1.94	0.41
2:L:215:TYR:O	2:L:219:TYR:HD2	2.03	0.41
2:B:187:MET:SD	2:B:378:LEU:HD23	2.60	0.41
2:B:285:ARG:HG2	2:B:289:THR:O	2.21	0.41
2:B:327:ASN:ND2	4:O:1:NAG:O7	2.54	0.41
1:C:205:VAL:HG21	1:C:234:LEU:HD23	2.03	0.41
1:E:307:TYR:HA	1:E:308:MET:HA	1.81	0.41
2:F:285:ARG:HG2	2:F:290:LEU:HA	2.02	0.41
2:F:406:VAL:HA	2:F:409:LEU:HD12	2.02	0.41
1:G:407:PHE:CE1	1:G:417:VAL:HB	2.55	0.41
1:G:444:ARG:HB2	1:G:482:MET:SD	2.61	0.41
1:I:316:ALA:HA	1:I:582:GLN:NE2	2.35	0.41
2:J:201:ASN:HD21	2:J:391:GLY:H	1.67	0.41
1:K:315:PHE:HB2	1:K:318:TRP:CD1	2.41	0.41
1:K:494:PHE:O	1:K:495:LYS:HB2	2.20	0.41
1:C:570:ASP:OD1	1:C:607:ARG:N	2.44	0.41
2:D:403:GLU:OE2	2:D:417:ARG:NE	2.41	0.41
1:E:99:PHE:HA	1:E:103:ARG:O	2.19	0.41
2:F:187:MET:SD	2:F:378:LEU:HD23	2.60	0.41
1:G:380:LEU:HD12	1:G:578:TRP:CZ2	2.56	0.41
2:L:187:MET:SD	2:L:378:LEU:HD23	2.60	0.41
1:A:235:GLN:HB3	2:B:41:SER:N	2.34	0.41
1:A:311:GLY:HA3	1:A:332:TYR:O	2.20	0.41
1:C:57:HIS:HB3	1:C:59:PHE:CE2	2.56	0.41
1:C:148:LEU:O	1:C:193:TYR:OH	2.18	0.41
1:C:311:GLY:HA3	1:C:332:TYR:O	2.20	0.41

Continued on next page...

Continued from previous page...

Atom-1	Atom-2	Interatomic distance (Å)	Clash overlap (Å)
1:C:494:PHE:O	1:C:495:LYS:HB2	2.20	0.41
1:E:278:TRP:CE2	1:E:329:PRO:HA	2.56	0.41
1:G:205:VAL:HG21	1:G:234:LEU:HD23	2.03	0.41
2:H:406:VAL:HA	2:H:409:LEU:HD12	2.02	0.41
1:I:407:PHE:CE1	1:I:417:VAL:HB	2.55	0.41
2:J:74:VAL:HG22	2:J:168:PHE:HB2	2.02	0.41
2:J:402:ASP:O	2:J:406:VAL:HG23	2.21	0.41
2:J:418:ARG:HH22	2:J:474:TYR:HB2	1.85	0.41
2:L:201:ASN:HD21	2:L:391:GLY:H	1.67	0.41
2:L:293:GLN:HB2	2:L:324:PRO:HD3	2.03	0.41
1:A:198:TYR:OH	1:A:231:CYS:HA	2.21	0.41
1:A:278:TRP:CE2	1:A:329:PRO:HA	2.56	0.41
1:A:494:PHE:O	1:A:495:LYS:HB2	2.20	0.41
2:B:418:ARG:HH22	2:B:474:TYR:HB2	1.85	0.41
1:C:123:PRO:HD2	1:C:185:GLN:O	2.19	0.41
1:C:317:TYR:CG	1:C:414:PHE:HB3	2.56	0.41
2:F:285:ARG:HG2	2:F:289:THR:O	2.21	0.41
1:G:136:LEU:HA	1:G:137:PRO:HD3	1.93	0.41
1:G:278:TRP:CE2	1:G:329:PRO:HA	2.56	0.41
1:I:175:TYR:HA	1:I:179:GLY:O	2.21	0.41
2:J:175:ALA:O	2:J:179:ILE:HG12	2.20	0.41
1:K:316:ALA:HA	1:K:582:GLN:NE2	2.35	0.41
2:L:418:ARG:HH22	2:L:474:TYR:HB2	1.85	0.41
1:A:220:THR:O	1:A:240:THR:OG1	2.23	0.41
1:A:381:ARG:O	1:A:554:TYR:HA	2.21	0.41
2:B:74:VAL:HG22	2:B:168:PHE:HB2	2.02	0.41
2:B:406:VAL:HA	2:B:409:LEU:HD12	2.02	0.41
1:C:316:ALA:HA	1:C:582:GLN:NE2	2.35	0.41
1:C:381:ARG:O	1:C:554:TYR:HA	2.21	0.41
1:C:444:ARG:HB2	1:C:482:MET:SD	2.61	0.41
2:D:74:VAL:HG22	2:D:168:PHE:HB2	2.02	0.41
2:D:402:ASP:O	2:D:406:VAL:HG23	2.21	0.41
1:E:57:HIS:HB3	1:E:59:PHE:CE2	2.56	0.41
1:E:119:VAL:N	1:E:180:PRO:O	2.42	0.41
1:E:494:PHE:O	1:E:495:LYS:HB2	2.20	0.41
2:F:65:GLN:NE2	2:F:113:ASN:OD1	2.51	0.41
2:F:72:PRO:HB2	2:F:469:LEU:HD11	2.03	0.41
2:F:215:TYR:O	2:F:219:TYR:HD2	2.03	0.41
2:F:402:ASP:O	2:F:406:VAL:HG23	2.21	0.41
1:G:235:GLN:CA	2:H:38:LYS:HD2	2.46	0.41
2:H:65:GLN:NE2	2:H:113:ASN:OD1	2.51	0.41

Continued on next page...

Continued from previous page...

Atom-1	Atom-2	Interatomic distance (Å)	Clash overlap (Å)
2:H:74:VAL:HG22	2:H:168:PHE:HB2	2.02	0.41
2:H:187:MET:SD	2:H:378:LEU:HD23	2.60	0.41
2:H:402:ASP:O	2:H:406:VAL:HG23	2.21	0.41
2:J:140:ASN:HB3	2:J:365:ARG:HB3	2.03	0.41
2:J:215:TYR:O	2:J:219:TYR:HD2	2.03	0.41
1:K:278:TRP:CE2	1:K:329:PRO:HA	2.56	0.41
2:L:285:ARG:HG2	2:L:289:THR:O	2.21	0.41
1:A:205:VAL:HG21	1:A:234:LEU:HD23	2.03	0.41
2:D:140:ASN:HB3	2:D:365:ARG:HB3	2.03	0.41
1:E:122:ARG:NH1	1:E:185:GLN:OE1	2.39	0.41
1:E:198:TYR:OH	1:E:231:CYS:HA	2.21	0.41
1:E:315:PHE:HB2	1:E:318:TRP:CD1	2.41	0.41
1:E:317:TYR:CG	1:E:414:PHE:HB3	2.56	0.41
1:G:57:HIS:HB3	1:G:59:PHE:CE2	2.56	0.41
1:I:176:GLN:HE21	1:I:215:ASP:HB3	1.85	0.41
1:I:205:VAL:HG21	1:I:234:LEU:HD23	2.03	0.41
1:I:381:ARG:O	1:I:554:TYR:HA	2.20	0.41
2:L:402:ASP:O	2:L:406:VAL:HG23	2.21	0.41
2:L:406:VAL:HA	2:L:409:LEU:HD12	2.02	0.41
1:A:175:TYR:HA	1:A:179:GLY:O	2.21	0.40
2:B:293:GLN:HB2	2:B:324:PRO:HD3	2.03	0.40
1:C:136:LEU:HA	1:C:137:PRO:HD3	1.93	0.40
2:D:42:PHE:CD2	2:D:65:GLN:HG2	2.56	0.40
2:D:327:ASN:ND2	4:R:1:NAG:O7	2.54	0.40
2:F:140:ASN:HB3	2:F:365:ARG:HB3	2.03	0.40
1:G:198:TYR:OH	1:G:231:CYS:HA	2.21	0.40
2:H:72:PRO:HB2	2:H:469:LEU:HD11	2.03	0.40
2:H:84:SER:OG	2:H:122:GLU:OE2	2.22	0.40
2:H:140:ASN:HB3	2:H:365:ARG:HB3	2.03	0.40
1:I:68:ASP:OD2	1:I:69:ARG:NH1	2.44	0.40
1:I:444:ARG:HB2	1:I:482:MET:SD	2.61	0.40
1:K:198:TYR:OH	1:K:231:CYS:HA	2.21	0.40
1:K:381:ARG:O	1:K:554:TYR:HA	2.20	0.40
2:L:140:ASN:HB3	2:L:365:ARG:HB3	2.03	0.40
1:A:444:ARG:HB2	1:A:482:MET:SD	2.61	0.40
2:B:36:LEU:HD11	2:B:107:TYR:CE1	2.57	0.40
1:C:121:LEU:O	1:C:184:VAL:HA	2.21	0.40
1:E:121:LEU:O	1:E:184:VAL:HA	2.21	0.40
1:E:176:GLN:HE21	1:E:215:ASP:HB3	1.85	0.40
1:E:235:GLN:CA	2:F:38:LYS:HD2	2.46	0.40
1:E:380:LEU:HD12	1:E:578:TRP:CZ2	2.55	0.40

Continued on next page...

Continued from previous page...

Atom-1	Atom-2	Interatomic distance (Å)	Clash overlap (Å)
1:G:278:TRP:HE3	1:G:598:GLY:O	2.04	0.40
1:G:491:ILE:H	1:G:491:ILE:HG13	1.73	0.40
1:G:608:ASN:OD1	1:G:608:ASN:N	2.55	0.40
1:I:198:TYR:CD1	2:J:39:GLN:HG3	2.56	0.40
1:I:491:ILE:H	1:I:491:ILE:HG13	1.73	0.40
1:I:608:ASN:OD1	1:I:608:ASN:N	2.55	0.40
2:J:406:VAL:HA	2:J:409:LEU:HD12	2.02	0.40
1:K:94:PRO:HD3	1:K:139:TRP:CD1	2.57	0.40
1:K:121:LEU:O	1:K:184:VAL:HA	2.21	0.40
1:K:278:TRP:HE3	1:K:598:GLY:O	2.05	0.40
1:K:380:LEU:HD12	1:K:578:TRP:CZ2	2.55	0.40
1:C:198:TYR:OH	1:C:231:CYS:HA	2.21	0.40
2:D:72:PRO:HB2	2:D:469:LEU:HD11	2.03	0.40
2:D:418:ARG:HH22	2:D:474:TYR:HB2	1.85	0.40
1:E:94:PRO:HD3	1:E:139:TRP:CD1	2.57	0.40
1:E:491:ILE:H	1:E:491:ILE:HG13	1.73	0.40
2:H:293:GLN:HB2	2:H:324:PRO:HD3	2.03	0.40
2:J:54:SER:O	2:J:132:SER:HA	2.22	0.40
1:K:175:TYR:HA	1:K:179:GLY:O	2.21	0.40
1:K:608:ASN:OD1	1:K:608:ASN:N	2.55	0.40
2:L:431:VAL:HB	2:L:447:LYS:HZ3	1.86	0.40
1:A:122:ARG:NH1	1:A:185:GLN:OE1	2.39	0.40
1:A:317:TYR:CG	1:A:414:PHE:HB3	2.56	0.40
2:B:23:SER:OG	2:B:24:ALA:N	2.54	0.40
2:B:58:HIS:HE1	2:B:86:LEU:HD11	1.87	0.40
2:B:140:ASN:HB3	2:B:365:ARG:HB3	2.03	0.40
2:B:402:ASP:O	2:B:406:VAL:HG23	2.21	0.40
1:C:458:ASP:N	1:C:458:ASP:OD1	2.55	0.40
2:D:215:TYR:O	2:D:219:TYR:HD2	2.03	0.40
2:D:406:VAL:HA	2:D:409:LEU:HD12	2.02	0.40
2:H:23:SER:OG	2:H:24:ALA:N	2.54	0.40
2:H:285:ARG:HG2	2:H:289:THR:O	2.21	0.40
1:I:317:TYR:CG	1:I:414:PHE:HB3	2.56	0.40
2:J:285:ARG:HG2	2:J:289:THR:O	2.21	0.40
1:A:407:PHE:CE1	1:A:417:VAL:HB	2.55	0.40
2:B:42:PHE:CD2	2:B:65:GLN:HG2	2.57	0.40
2:B:54:SER:O	2:B:132:SER:HA	2.22	0.40
1:C:278:TRP:CE2	1:C:329:PRO:HA	2.56	0.40
2:D:54:SER:O	2:D:132:SER:HA	2.22	0.40
1:E:80:ALA:HA	1:E:118:LEU:O	2.22	0.40
2:F:24:ALA:HA	2:F:25:PRO:HD3	1.91	0.40

Continued on next page...

Continued from previous page...

Atom-1	Atom-2	Interatomic distance (Å)	Clash overlap (Å)
2:F:98:ILE:H	2:F:98:ILE:HG12	1.59	0.40
2:F:392:ASP:OD1	2:F:393:VAL:HG13	2.22	0.40
1:G:94:PRO:HD3	1:G:139:TRP:CD1	2.57	0.40
1:G:198:TYR:CD1	2:H:39:GLN:HG3	2.56	0.40
1:G:220:THR:O	1:G:240:THR:OG1	2.23	0.40
1:I:58:TYR:O	1:I:66:TRP:NE1	2.52	0.40
2:J:23:SER:OG	2:J:24:ALA:N	2.54	0.40
1:K:176:GLN:HE21	1:K:215:ASP:HB3	1.85	0.40
1:K:444:ARG:HB2	1:K:482:MET:SD	2.61	0.40
2:L:23:SER:OG	2:L:24:ALA:N	2.54	0.40

There are no symmetry-related clashes.

5.3 Torsion angles [i](#)

5.3.1 Protein backbone [i](#)

In the following table, the Percentiles column shows the percent Ramachandran outliers of the chain as a percentile score with respect to all PDB entries followed by that with respect to all EM entries.

The Analysed column shows the number of residues for which the backbone conformation was analysed, and the total number of residues.

Mol	Chain	Analysed	Favoured	Allowed	Outliers	Percentiles
1	A	596/630 (95%)	565 (95%)	29 (5%)	2 (0%)	41 76
1	C	596/630 (95%)	565 (95%)	29 (5%)	2 (0%)	41 76
1	E	596/630 (95%)	565 (95%)	29 (5%)	2 (0%)	41 76
1	G	596/630 (95%)	565 (95%)	29 (5%)	2 (0%)	41 76
1	I	596/630 (95%)	565 (95%)	29 (5%)	2 (0%)	41 76
1	K	596/630 (95%)	565 (95%)	29 (5%)	2 (0%)	41 76
2	B	450/461 (98%)	420 (93%)	28 (6%)	2 (0%)	34 72
2	D	450/461 (98%)	420 (93%)	28 (6%)	2 (0%)	34 72
2	F	450/461 (98%)	420 (93%)	28 (6%)	2 (0%)	34 72
2	H	450/461 (98%)	420 (93%)	28 (6%)	2 (0%)	34 72
2	J	450/461 (98%)	420 (93%)	28 (6%)	2 (0%)	34 72
2	L	450/461 (98%)	420 (93%)	28 (6%)	2 (0%)	34 72

Continued on next page...

Continued from previous page...

Mol	Chain	Analysed	Favoured	Allowed	Outliers	Percentiles
All	All	6276/6546 (96%)	5910 (94%)	342 (5%)	24 (0%)	38 72

All (24) Ramachandran outliers are listed below:

Mol	Chain	Res	Type
1	A	316	ALA
1	C	316	ALA
1	E	316	ALA
1	G	316	ALA
1	I	316	ALA
1	K	316	ALA
2	B	238	GLN
2	D	238	GLN
2	F	238	GLN
2	H	238	GLN
2	J	238	GLN
2	L	238	GLN
1	A	495	LYS
1	C	495	LYS
1	E	495	LYS
1	G	495	LYS
1	I	495	LYS
1	K	495	LYS
2	B	425	GLY
2	D	425	GLY
2	F	425	GLY
2	H	425	GLY
2	J	425	GLY
2	L	425	GLY

5.3.2 Protein sidechains [i](#)

In the following table, the Percentiles column shows the percent sidechain outliers of the chain as a percentile score with respect to all PDB entries followed by that with respect to all EM entries.

The Analysed column shows the number of residues for which the sidechain conformation was analysed, and the total number of residues.

Mol	Chain	Analysed	Rotameric	Outliers	Percentiles
1	A	524/548 (96%)	518 (99%)	6 (1%)	73 85

Continued on next page...

Continued from previous page...

Mol	Chain	Analysed	Rotameric	Outliers	Percentiles	
1	C	524/548 (96%)	518 (99%)	6 (1%)	73	85
1	E	524/548 (96%)	518 (99%)	6 (1%)	73	85
1	G	524/548 (96%)	518 (99%)	6 (1%)	73	85
1	I	524/548 (96%)	518 (99%)	6 (1%)	73	85
1	K	524/548 (96%)	518 (99%)	6 (1%)	73	85
2	B	396/404 (98%)	392 (99%)	4 (1%)	76	86
2	D	396/404 (98%)	392 (99%)	4 (1%)	76	86
2	F	396/404 (98%)	392 (99%)	4 (1%)	76	86
2	H	396/404 (98%)	392 (99%)	4 (1%)	76	86
2	J	396/404 (98%)	392 (99%)	4 (1%)	76	86
2	L	396/404 (98%)	392 (99%)	4 (1%)	76	86
All	All	5520/5712 (97%)	5460 (99%)	60 (1%)	74	85

All (60) residues with a non-rotameric sidechain are listed below:

Mol	Chain	Res	Type
1	A	50	ARG
1	A	176	GLN
1	A	187	GLU
1	A	275	LEU
1	A	413	TYR
1	A	513	VAL
2	B	93	HIS
2	B	96	PHE
2	B	98	ILE
2	B	113	ASN
1	C	50	ARG
1	C	176	GLN
1	C	187	GLU
1	C	275	LEU
1	C	413	TYR
1	C	513	VAL
2	D	93	HIS
2	D	96	PHE
2	D	98	ILE
2	D	113	ASN
1	E	50	ARG
1	E	176	GLN

Continued on next page...

Continued from previous page...

Mol	Chain	Res	Type
1	E	187	GLU
1	E	275	LEU
1	E	413	TYR
1	E	513	VAL
2	F	93	HIS
2	F	96	PHE
2	F	98	ILE
2	F	113	ASN
1	G	50	ARG
1	G	176	GLN
1	G	187	GLU
1	G	275	LEU
1	G	413	TYR
1	G	513	VAL
2	H	93	HIS
2	H	96	PHE
2	H	98	ILE
2	H	113	ASN
1	I	50	ARG
1	I	176	GLN
1	I	187	GLU
1	I	275	LEU
1	I	413	TYR
1	I	513	VAL
2	J	93	HIS
2	J	96	PHE
2	J	98	ILE
2	J	113	ASN
1	K	50	ARG
1	K	176	GLN
1	K	187	GLU
1	K	275	LEU
1	K	413	TYR
1	K	513	VAL
2	L	93	HIS
2	L	96	PHE
2	L	98	ILE
2	L	113	ASN

Sometimes sidechains can be flipped to improve hydrogen bonding and reduce clashes. All (39) such sidechains are listed below:

Mol	Chain	Res	Type
1	A	82	GLN
1	A	188	ASN
1	A	574	GLN
2	B	65	GLN
2	B	113	ASN
2	B	147	ASN
1	C	82	GLN
1	C	188	ASN
1	C	574	GLN
2	D	65	GLN
2	D	113	ASN
2	D	147	ASN
2	D	238	GLN
1	E	82	GLN
1	E	188	ASN
1	E	574	GLN
2	F	65	GLN
2	F	113	ASN
2	F	147	ASN
1	G	82	GLN
1	G	188	ASN
1	G	574	GLN
2	H	65	GLN
2	H	113	ASN
2	H	147	ASN
2	H	238	GLN
1	I	82	GLN
1	I	188	ASN
1	I	574	GLN
2	J	65	GLN
2	J	113	ASN
2	J	147	ASN
1	K	82	GLN
1	K	188	ASN
1	K	574	GLN
2	L	65	GLN
2	L	113	ASN
2	L	147	ASN
2	L	238	GLN

5.3.3 RNA ⓘ

There are no RNA molecules in this entry.

5.4 Non-standard residues in protein, DNA, RNA chains [i](#)

There are no non-standard protein/DNA/RNA residues in this entry.

5.5 Carbohydrates [i](#)

42 monosaccharides are modelled in this entry.

In the following table, the Counts columns list the number of bonds (or angles) for which Mogul statistics could be retrieved, the number of bonds (or angles) that are observed in the model and the number of bonds (or angles) that are defined in the Chemical Component Dictionary. The Link column lists molecule types, if any, to which the group is linked. The Z score for a bond length (or angle) is the number of standard deviations the observed value is removed from the expected value. A bond length (or angle) with $|Z| > 2$ is considered an outlier worth inspection. RMSZ is the root-mean-square of all Z scores of the bond lengths (or angles).

Mol	Type	Chain	Res	Link	Bond lengths			Bond angles		
					Counts	RMSZ	$\# Z > 2$	Counts	RMSZ	$\# Z > 2$
3	NAG	M	1	1,3	14,14,15	0.24	0	17,19,21	0.49	0
3	NAG	M	2	3	14,14,15	0.23	0	17,19,21	0.42	0
3	NAG	N	1	1,3	14,14,15	0.16	0	17,19,21	0.43	0
3	NAG	N	2	3	14,14,15	0.24	0	17,19,21	0.41	0
4	NAG	O	1	4,2	14,14,15	0.33	0	17,19,21	0.36	0
4	NAG	O	2	4	14,14,15	0.22	0	17,19,21	0.46	0
4	BMA	O	3	4	11,11,12	0.52	0	15,15,17	0.72	0
3	NAG	P	1	1,3	14,14,15	0.23	0	17,19,21	0.49	0
3	NAG	P	2	3	14,14,15	0.24	0	17,19,21	0.42	0
3	NAG	Q	1	1,3	14,14,15	0.15	0	17,19,21	0.43	0
3	NAG	Q	2	3	14,14,15	0.25	0	17,19,21	0.41	0
4	NAG	R	1	4,2	14,14,15	0.34	0	17,19,21	0.36	0
4	NAG	R	2	4	14,14,15	0.21	0	17,19,21	0.47	0
4	BMA	R	3	4	11,11,12	0.51	0	15,15,17	0.72	0
3	NAG	S	1	1,3	14,14,15	0.24	0	17,19,21	0.49	0
3	NAG	S	2	3	14,14,15	0.23	0	17,19,21	0.43	0
3	NAG	T	1	1,3	14,14,15	0.15	0	17,19,21	0.43	0
3	NAG	T	2	3	14,14,15	0.27	0	17,19,21	0.42	0
4	NAG	U	1	4,2	14,14,15	0.32	0	17,19,21	0.36	0
4	NAG	U	2	4	14,14,15	0.23	0	17,19,21	0.47	0
4	BMA	U	3	4	11,11,12	0.53	0	15,15,17	0.73	0
3	NAG	V	1	1,3	14,14,15	0.24	0	17,19,21	0.47	0
3	NAG	V	2	3	14,14,15	0.24	0	17,19,21	0.42	0
3	NAG	W	1	1,3	14,14,15	0.15	0	17,19,21	0.43	0
3	NAG	W	2	3	14,14,15	0.25	0	17,19,21	0.41	0
4	NAG	X	1	4,2	14,14,15	0.33	0	17,19,21	0.35	0
4	NAG	X	2	4	14,14,15	0.22	0	17,19,21	0.46	0

Mol	Type	Chain	Res	Link	Bond lengths			Bond angles		
					Counts	RMSZ	# Z > 2	Counts	RMSZ	# Z > 2
4	BMA	X	3	4	11,11,12	0.52	0	15,15,17	0.73	0
3	NAG	Y	1	1,3	14,14,15	0.24	0	17,19,21	0.49	0
3	NAG	Y	2	3	14,14,15	0.23	0	17,19,21	0.42	0
3	NAG	Z	1	1,3	14,14,15	0.15	0	17,19,21	0.43	0
3	NAG	Z	2	3	14,14,15	0.25	0	17,19,21	0.42	0
4	NAG	a	1	4,2	14,14,15	0.33	0	17,19,21	0.36	0
4	NAG	a	2	4	14,14,15	0.23	0	17,19,21	0.47	0
4	BMA	a	3	4	11,11,12	0.51	0	15,15,17	0.73	0
3	NAG	b	1	1,3	14,14,15	0.23	0	17,19,21	0.49	0
3	NAG	b	2	3	14,14,15	0.25	0	17,19,21	0.43	0
3	NAG	c	1	1,3	14,14,15	0.15	0	17,19,21	0.43	0
3	NAG	c	2	3	14,14,15	0.25	0	17,19,21	0.42	0
4	NAG	d	1	4,2	14,14,15	0.34	0	17,19,21	0.35	0
4	NAG	d	2	4	14,14,15	0.21	0	17,19,21	0.47	0
4	BMA	d	3	4	11,11,12	0.52	0	15,15,17	0.72	0

In the following table, the Chirals column lists the number of chiral outliers, the number of chiral centers analysed, the number of these observed in the model and the number defined in the Chemical Component Dictionary. Similar counts are reported in the Torsion and Rings columns. '-' means no outliers of that kind were identified.

Mol	Type	Chain	Res	Link	Chirals	Torsions	Rings
3	NAG	M	1	1,3	-	1/6/23/26	0/1/1/1
3	NAG	M	2	3	-	0/6/23/26	0/1/1/1
3	NAG	N	1	1,3	-	2/6/23/26	0/1/1/1
3	NAG	N	2	3	-	2/6/23/26	0/1/1/1
4	NAG	O	1	4,2	-	1/6/23/26	0/1/1/1
4	NAG	O	2	4	-	0/6/23/26	0/1/1/1
4	BMA	O	3	4	-	0/2/19/22	0/1/1/1
3	NAG	P	1	1,3	-	1/6/23/26	0/1/1/1
3	NAG	P	2	3	-	0/6/23/26	0/1/1/1
3	NAG	Q	1	1,3	-	2/6/23/26	0/1/1/1
3	NAG	Q	2	3	-	2/6/23/26	0/1/1/1
4	NAG	R	1	4,2	-	1/6/23/26	0/1/1/1
4	NAG	R	2	4	-	0/6/23/26	0/1/1/1
4	BMA	R	3	4	-	0/2/19/22	0/1/1/1
3	NAG	S	1	1,3	-	1/6/23/26	0/1/1/1
3	NAG	S	2	3	-	0/6/23/26	0/1/1/1
3	NAG	T	1	1,3	-	2/6/23/26	0/1/1/1
3	NAG	T	2	3	-	2/6/23/26	0/1/1/1
4	NAG	U	1	4,2	-	1/6/23/26	0/1/1/1

Continued on next page...

Continued from previous page...

Mol	Type	Chain	Res	Link	Chirals	Torsions	Rings
4	NAG	U	2	4	-	0/6/23/26	0/1/1/1
4	BMA	U	3	4	-	0/2/19/22	0/1/1/1
3	NAG	V	1	1,3	-	1/6/23/26	0/1/1/1
3	NAG	V	2	3	-	0/6/23/26	0/1/1/1
3	NAG	W	1	1,3	-	2/6/23/26	0/1/1/1
3	NAG	W	2	3	-	2/6/23/26	0/1/1/1
4	NAG	X	1	4,2	-	1/6/23/26	0/1/1/1
4	NAG	X	2	4	-	0/6/23/26	0/1/1/1
4	BMA	X	3	4	-	0/2/19/22	0/1/1/1
3	NAG	Y	1	1,3	-	1/6/23/26	0/1/1/1
3	NAG	Y	2	3	-	0/6/23/26	0/1/1/1
3	NAG	Z	1	1,3	-	2/6/23/26	0/1/1/1
3	NAG	Z	2	3	-	2/6/23/26	0/1/1/1
4	NAG	a	1	4,2	-	1/6/23/26	0/1/1/1
4	NAG	a	2	4	-	0/6/23/26	0/1/1/1
4	BMA	a	3	4	-	0/2/19/22	0/1/1/1
3	NAG	b	1	1,3	-	1/6/23/26	0/1/1/1
3	NAG	b	2	3	-	0/6/23/26	0/1/1/1
3	NAG	c	1	1,3	-	2/6/23/26	0/1/1/1
3	NAG	c	2	3	-	2/6/23/26	0/1/1/1
4	NAG	d	1	4,2	-	1/6/23/26	0/1/1/1
4	NAG	d	2	4	-	0/6/23/26	0/1/1/1
4	BMA	d	3	4	-	0/2/19/22	0/1/1/1

There are no bond length outliers.

There are no bond angle outliers.

There are no chirality outliers.

All (36) torsion outliers are listed below:

Mol	Chain	Res	Type	Atoms
3	N	2	NAG	O5-C5-C6-O6
3	Q	2	NAG	O5-C5-C6-O6
3	T	2	NAG	O5-C5-C6-O6
3	W	2	NAG	O5-C5-C6-O6
3	Z	2	NAG	O5-C5-C6-O6
3	c	2	NAG	O5-C5-C6-O6
3	N	2	NAG	C4-C5-C6-O6
3	Q	2	NAG	C4-C5-C6-O6
3	T	2	NAG	C4-C5-C6-O6

Continued on next page...

Continued from previous page...

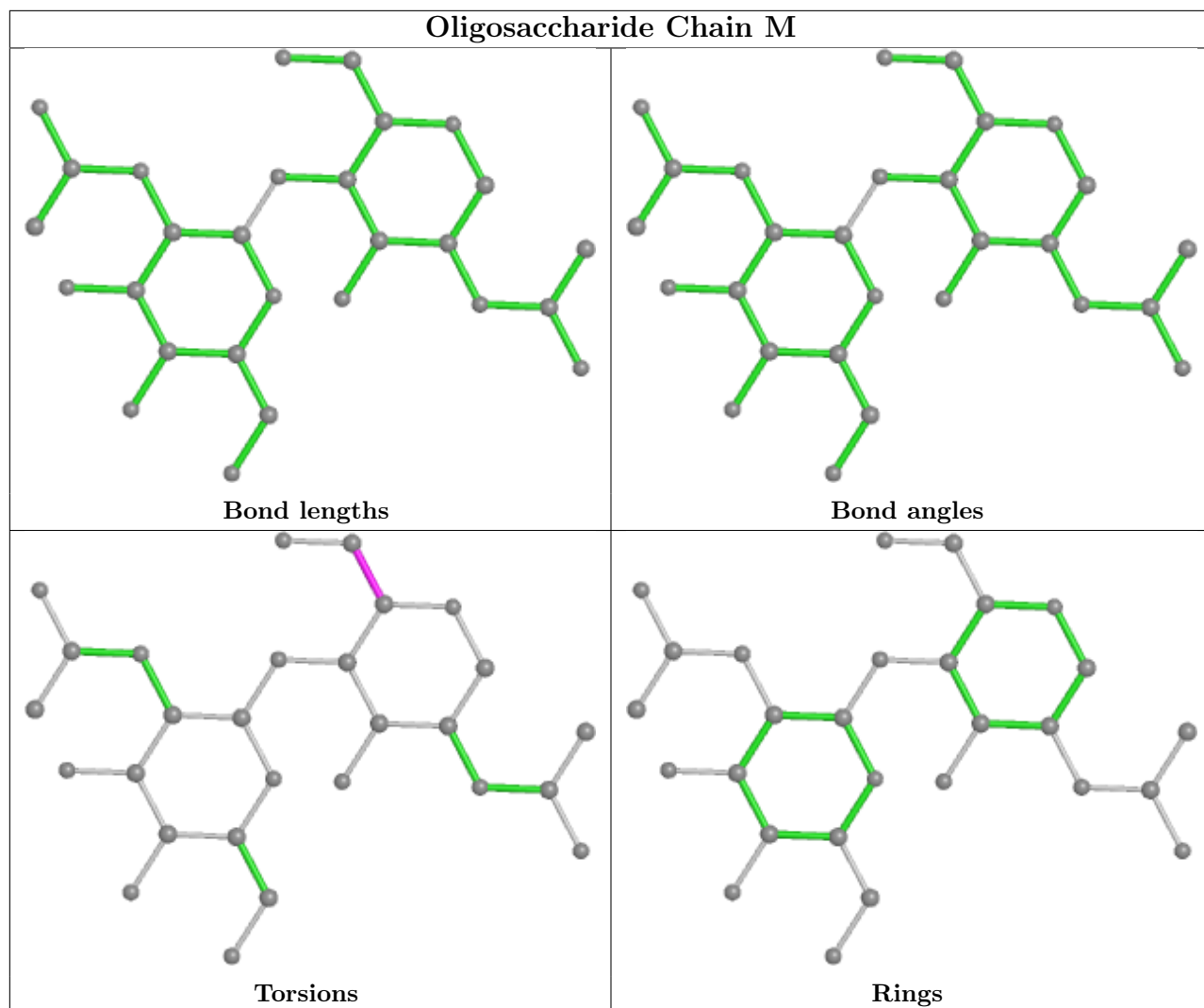
Mol	Chain	Res	Type	Atoms
3	W	2	NAG	C4-C5-C6-O6
3	Z	2	NAG	C4-C5-C6-O6
3	c	2	NAG	C4-C5-C6-O6
3	N	1	NAG	C4-C5-C6-O6
3	Q	1	NAG	C4-C5-C6-O6
3	T	1	NAG	C4-C5-C6-O6
3	W	1	NAG	C4-C5-C6-O6
3	Z	1	NAG	C4-C5-C6-O6
3	c	1	NAG	C4-C5-C6-O6
3	N	1	NAG	O5-C5-C6-O6
3	T	1	NAG	O5-C5-C6-O6
3	W	1	NAG	O5-C5-C6-O6
3	Z	1	NAG	O5-C5-C6-O6
3	c	1	NAG	O5-C5-C6-O6
3	Q	1	NAG	O5-C5-C6-O6
3	M	1	NAG	O5-C5-C6-O6
3	P	1	NAG	O5-C5-C6-O6
3	S	1	NAG	O5-C5-C6-O6
3	V	1	NAG	O5-C5-C6-O6
3	Y	1	NAG	O5-C5-C6-O6
3	b	1	NAG	O5-C5-C6-O6
4	O	1	NAG	O5-C5-C6-O6
4	R	1	NAG	O5-C5-C6-O6
4	U	1	NAG	O5-C5-C6-O6
4	X	1	NAG	O5-C5-C6-O6
4	a	1	NAG	O5-C5-C6-O6
4	d	1	NAG	O5-C5-C6-O6

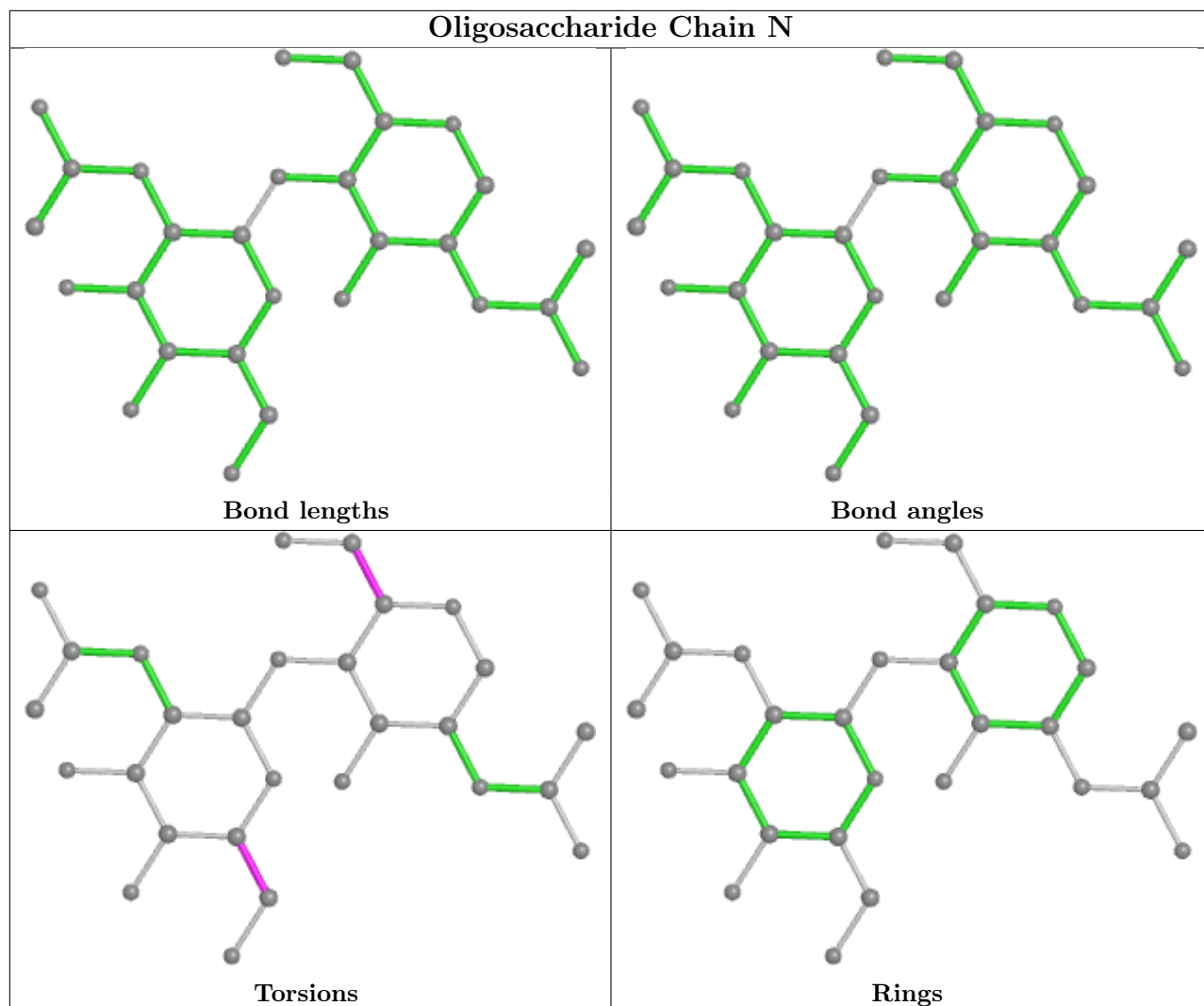
There are no ring outliers.

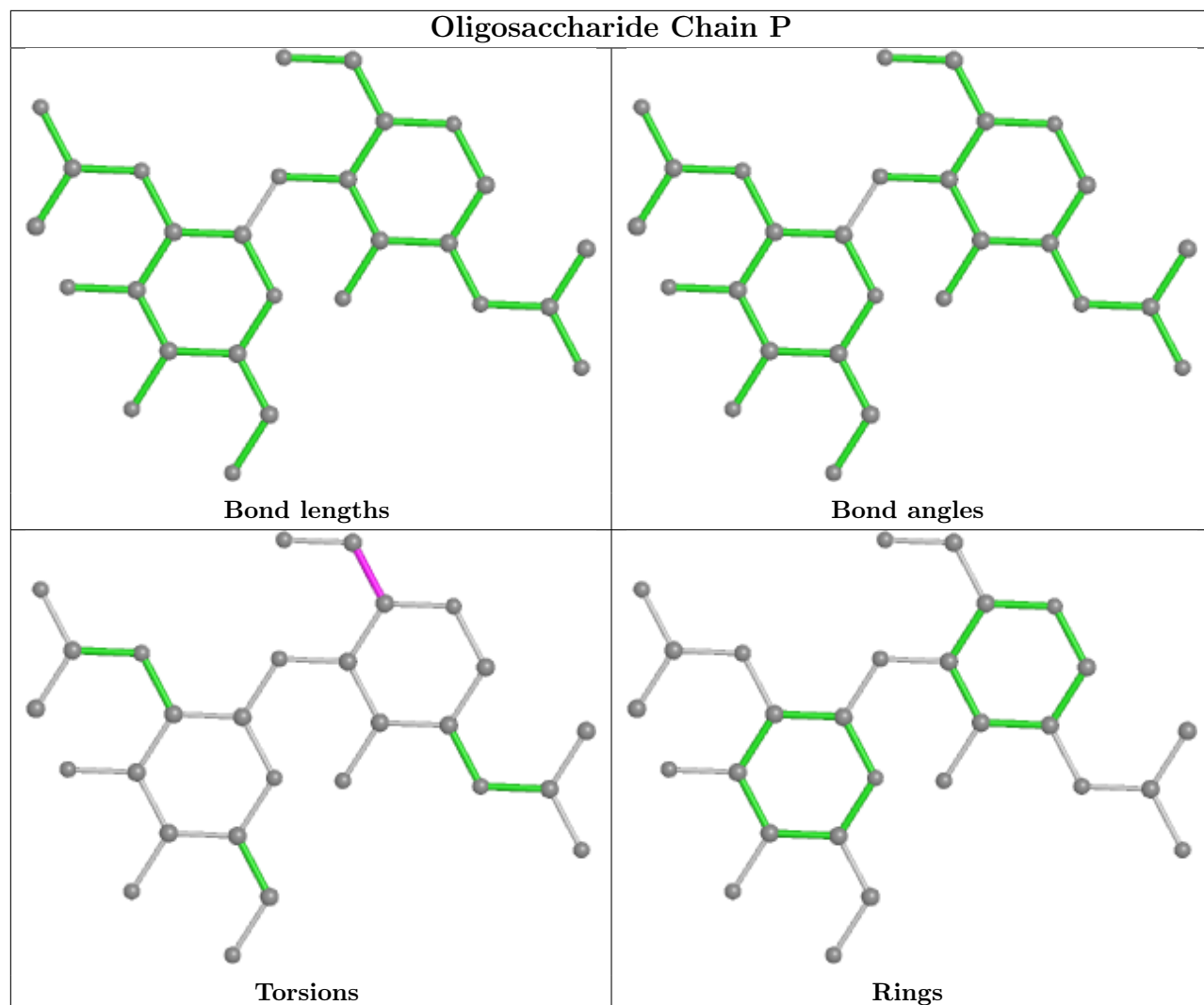
4 monomers are involved in 4 short contacts:

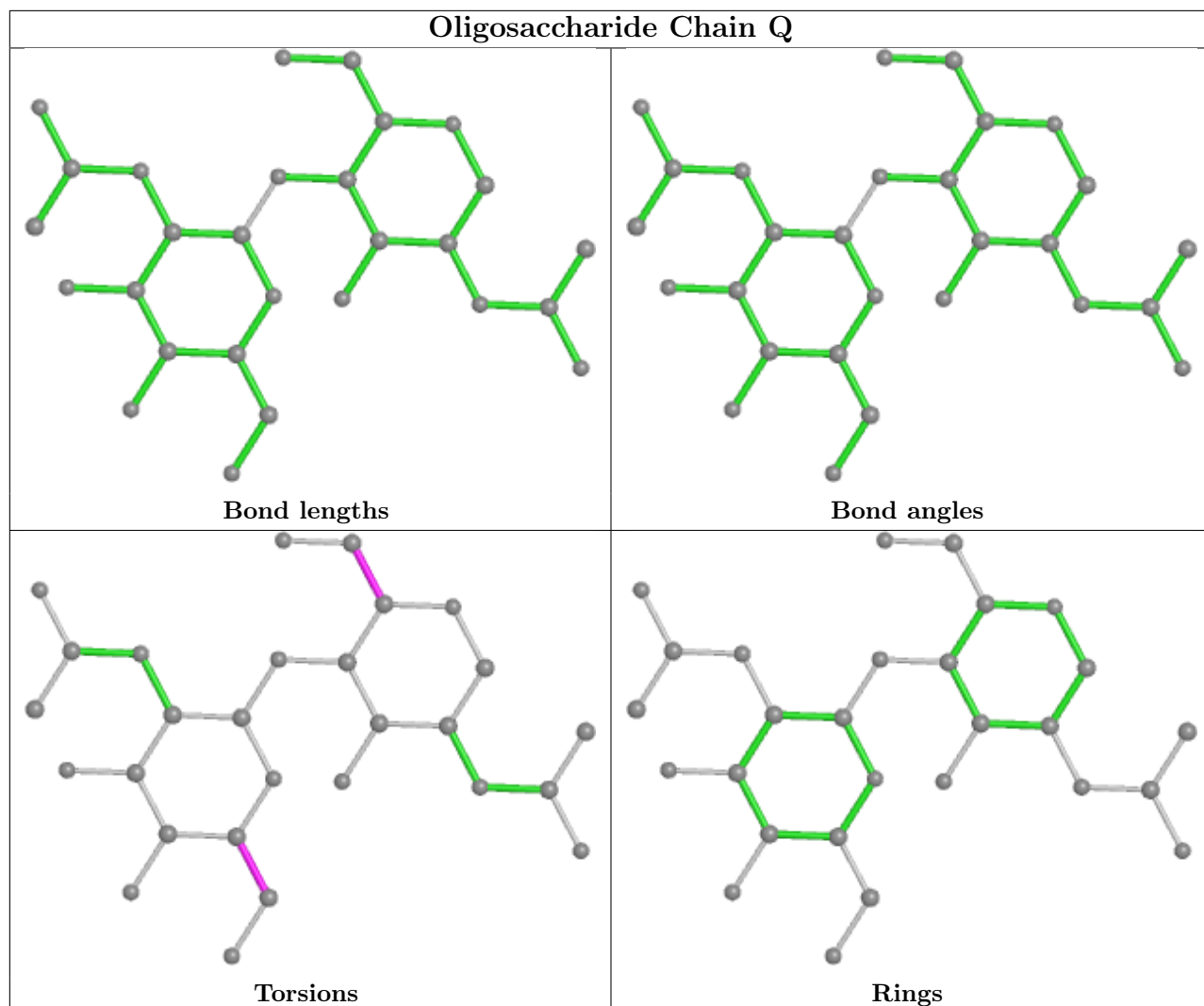
Mol	Chain	Res	Type	Clashes	Symm-Clashes
4	O	1	NAG	1	0
4	U	1	NAG	1	0
4	X	1	NAG	1	0
4	R	1	NAG	1	0

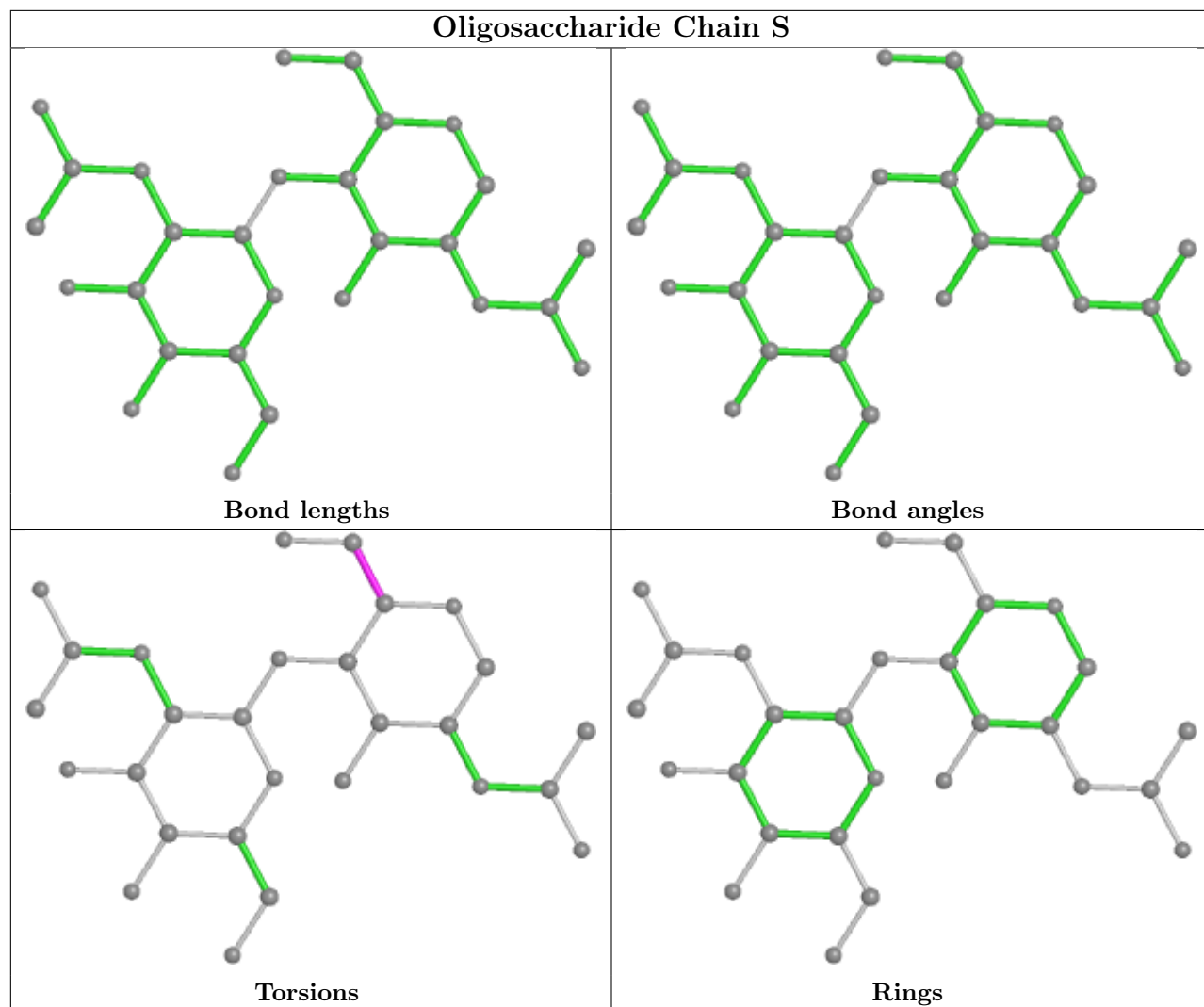
The following is a two-dimensional graphical depiction of Mogul quality analysis of bond lengths, bond angles, torsion angles, and ring geometry for oligosaccharide.

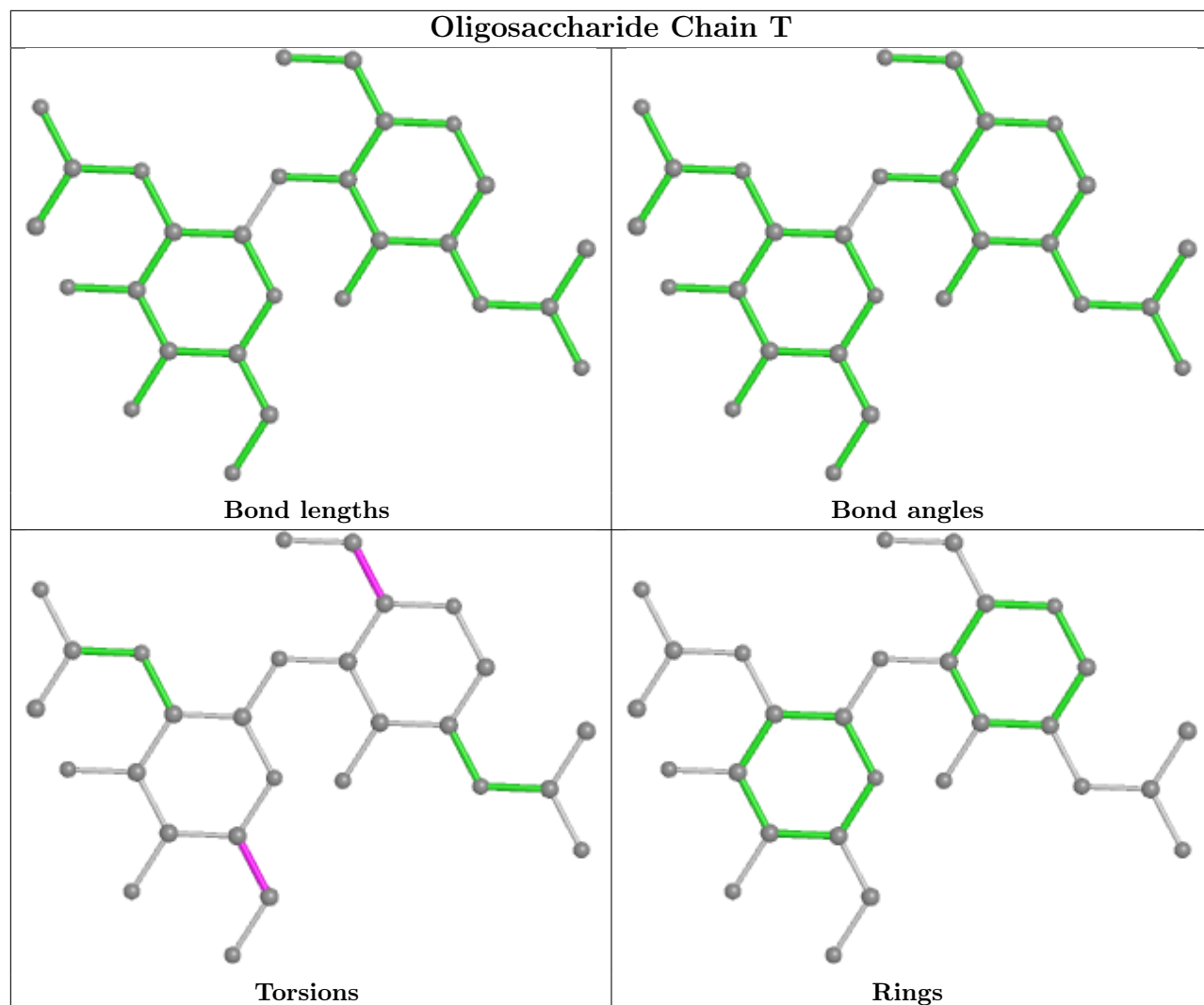


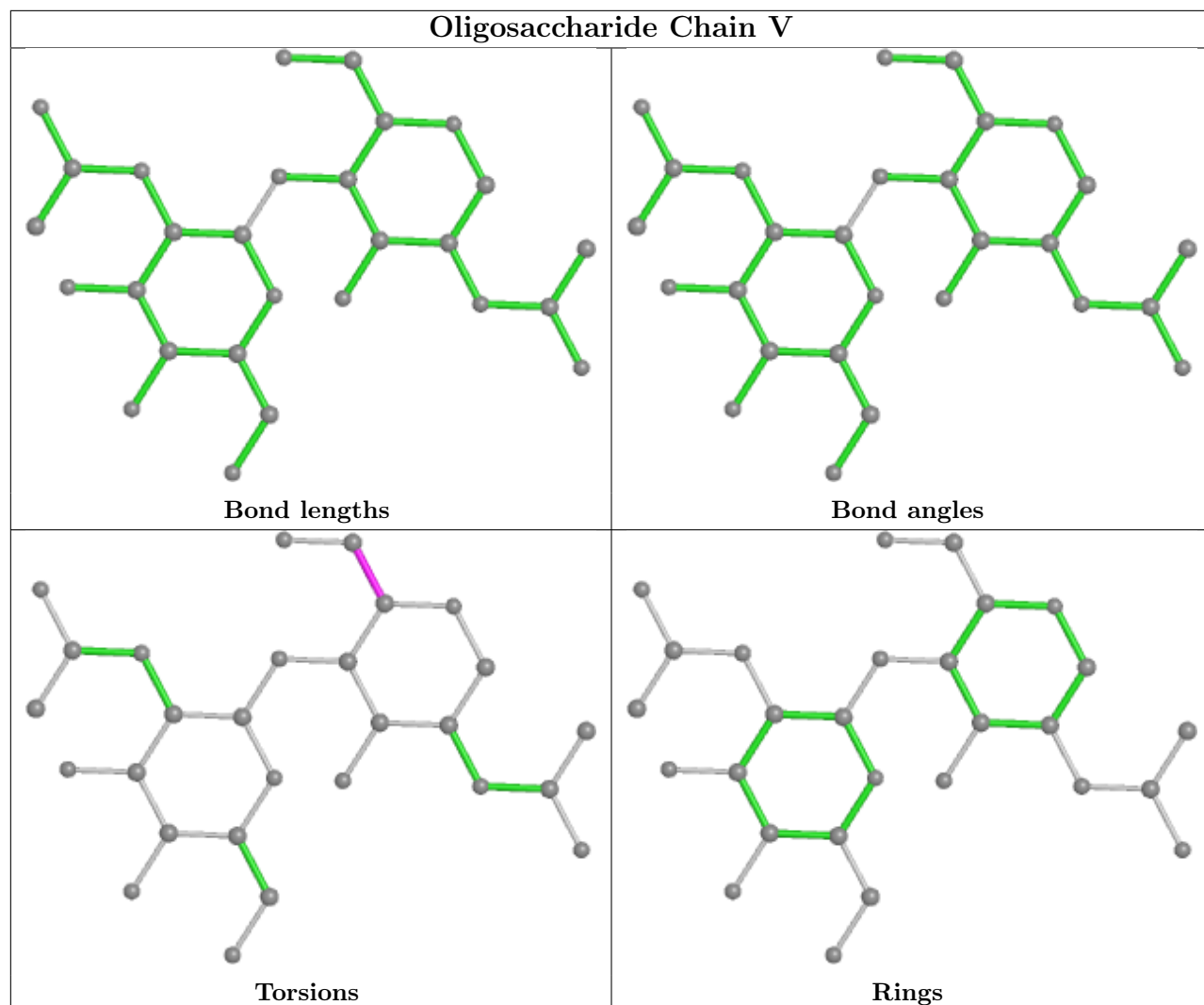


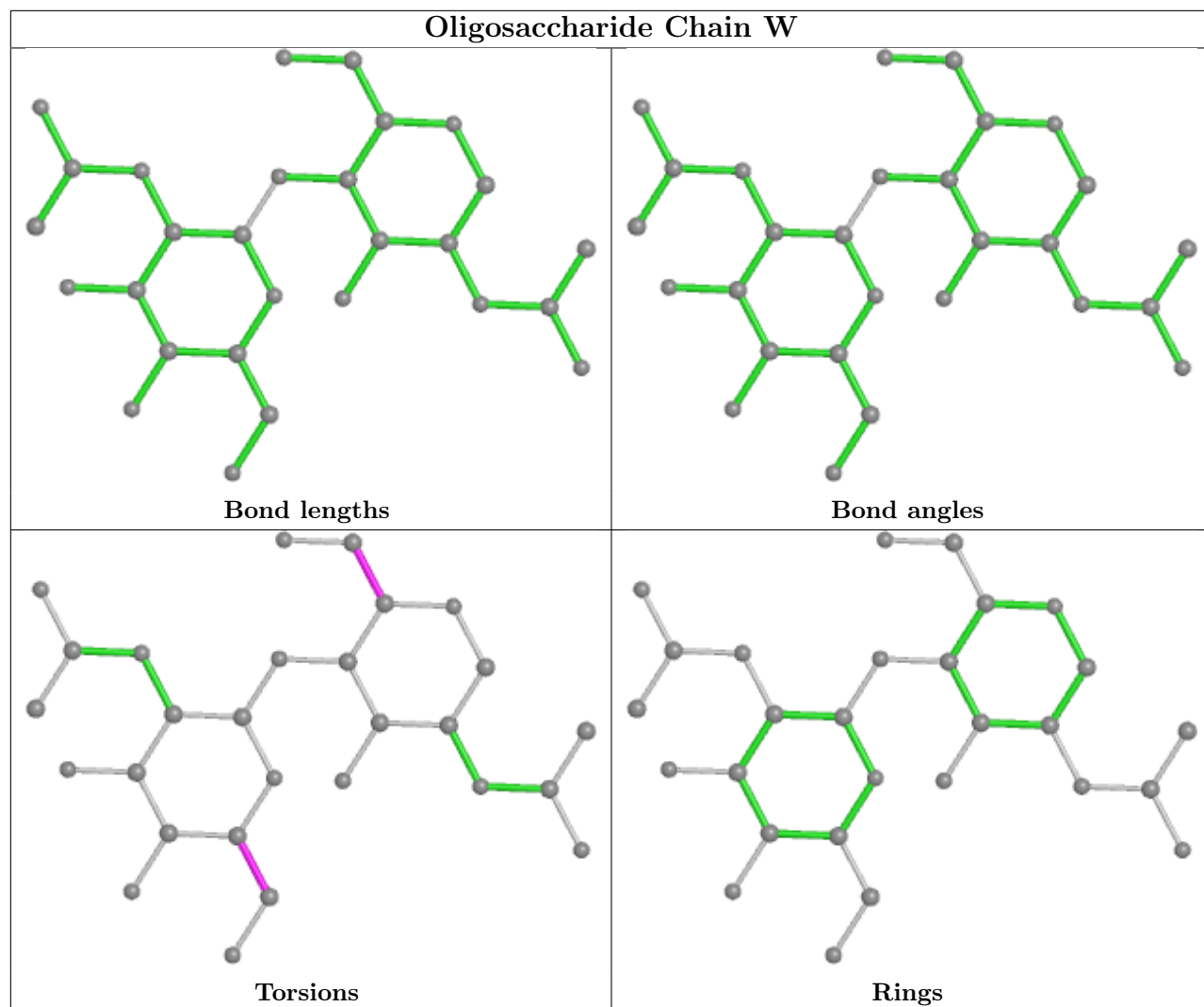


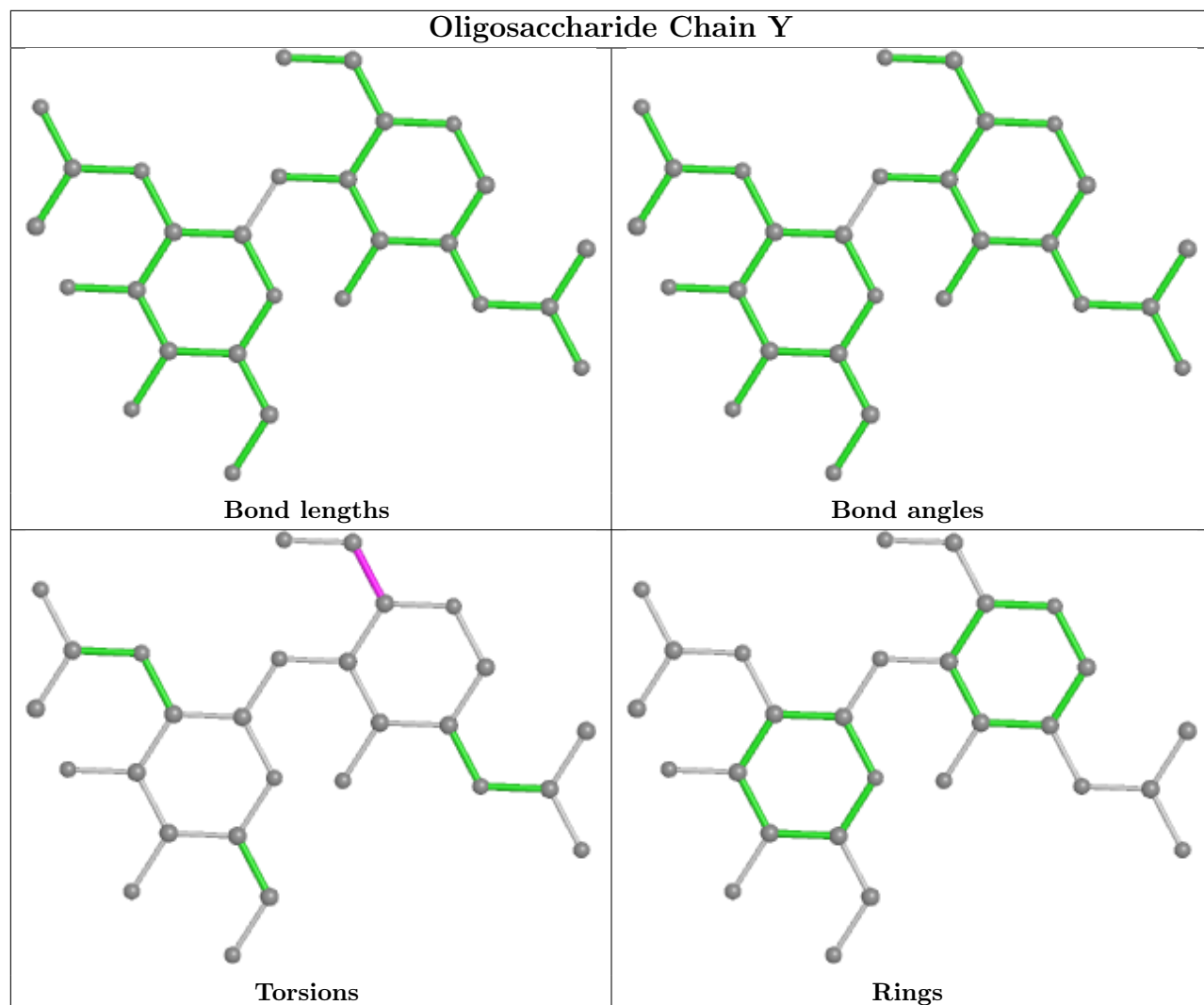


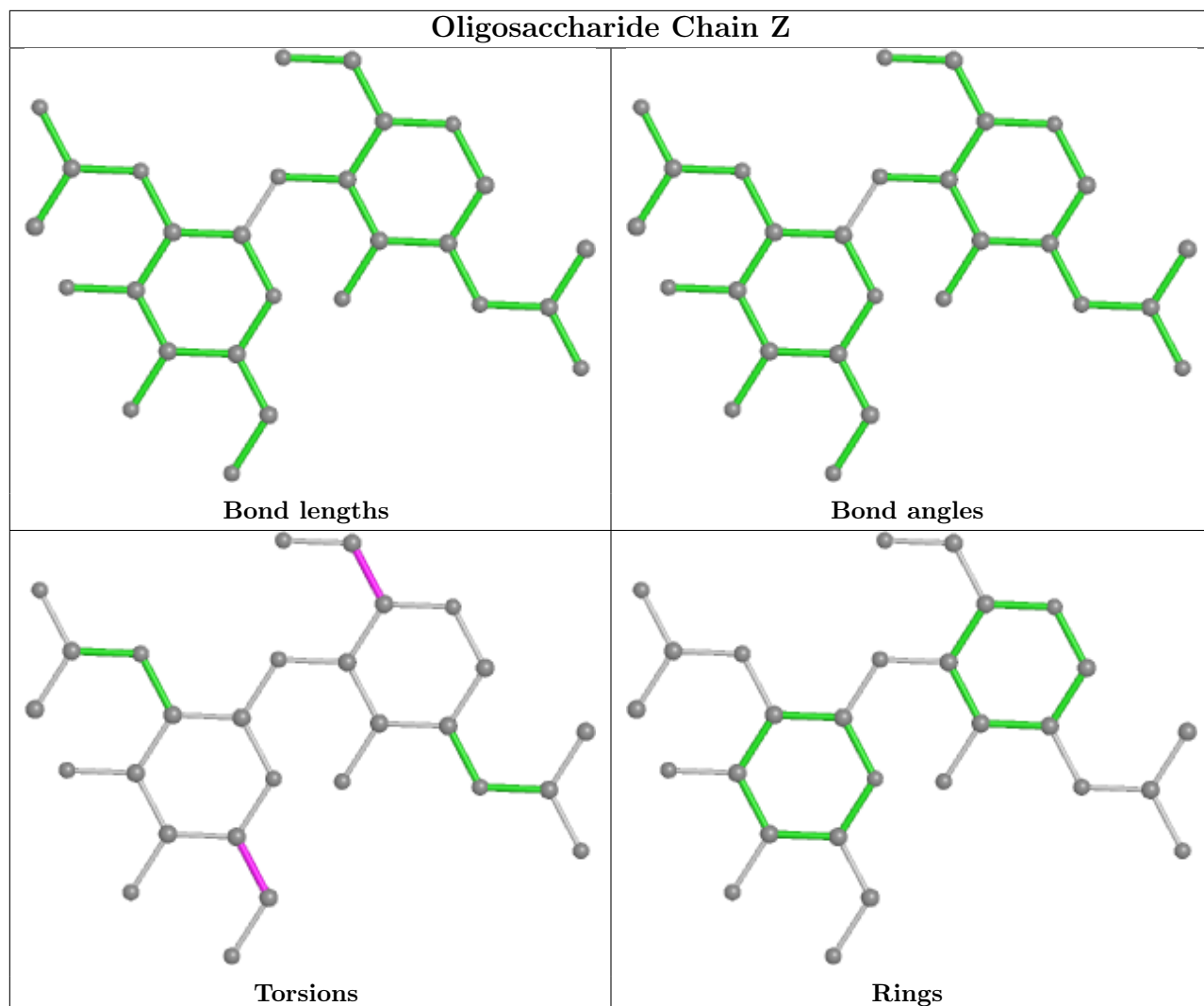


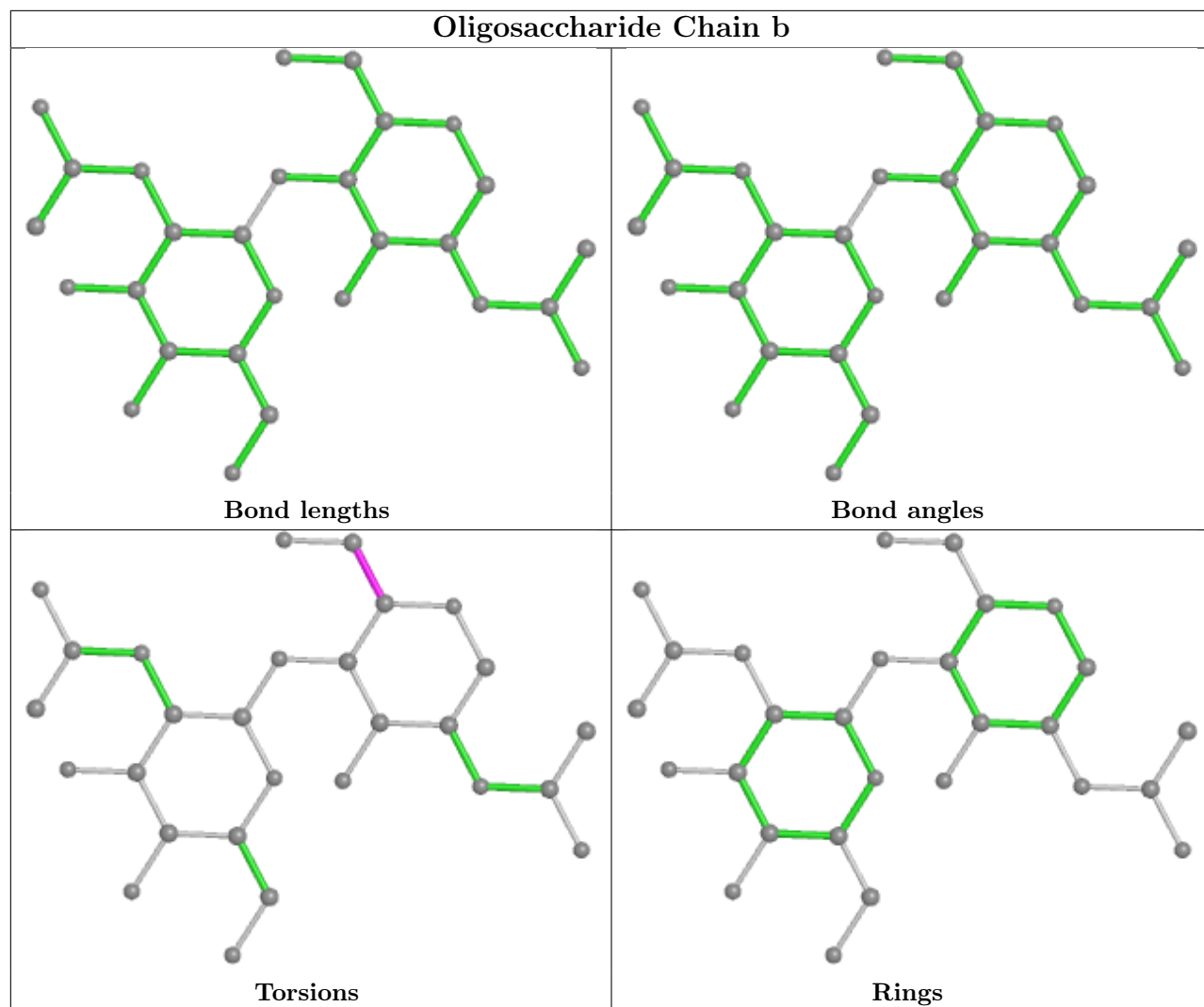


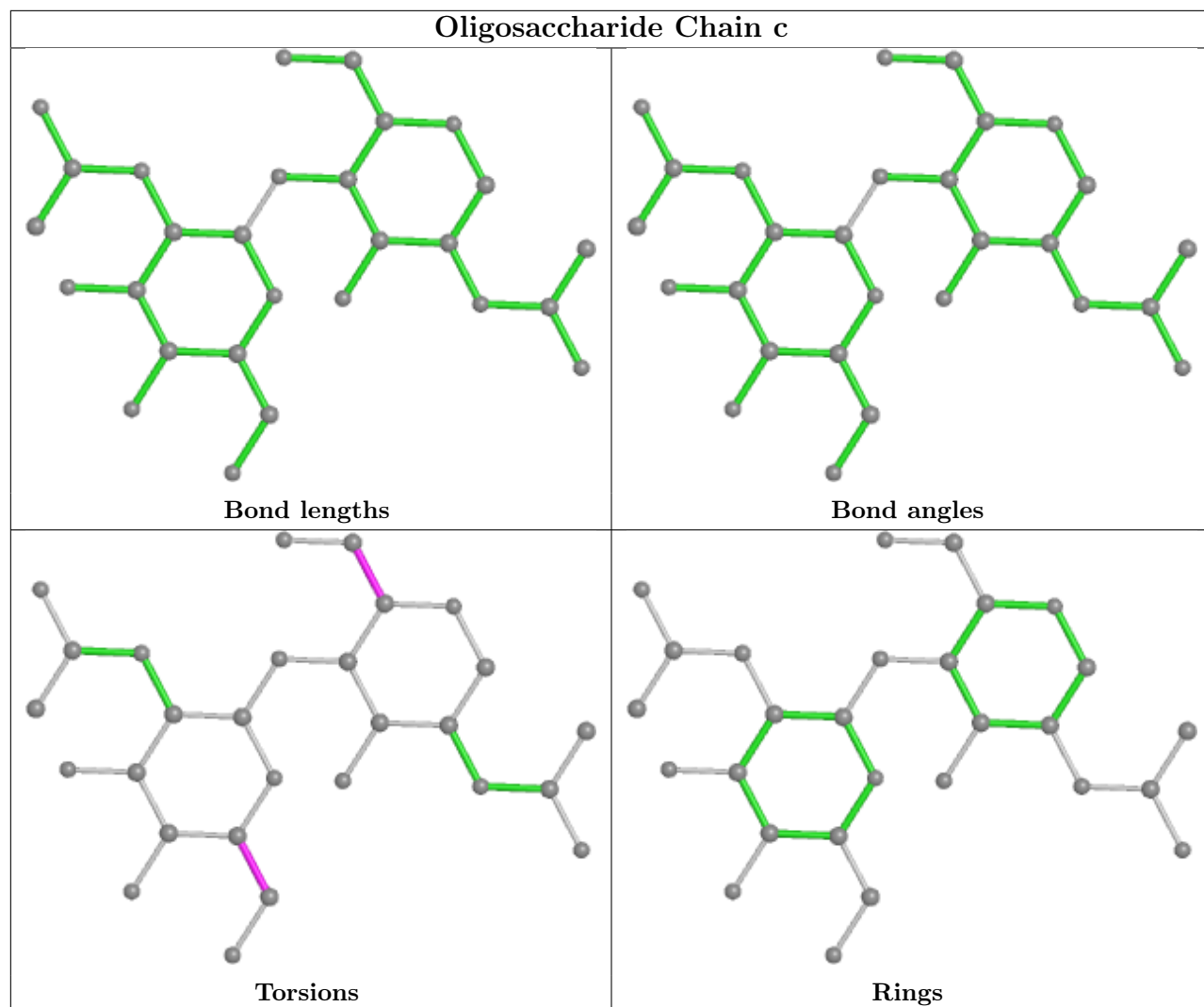


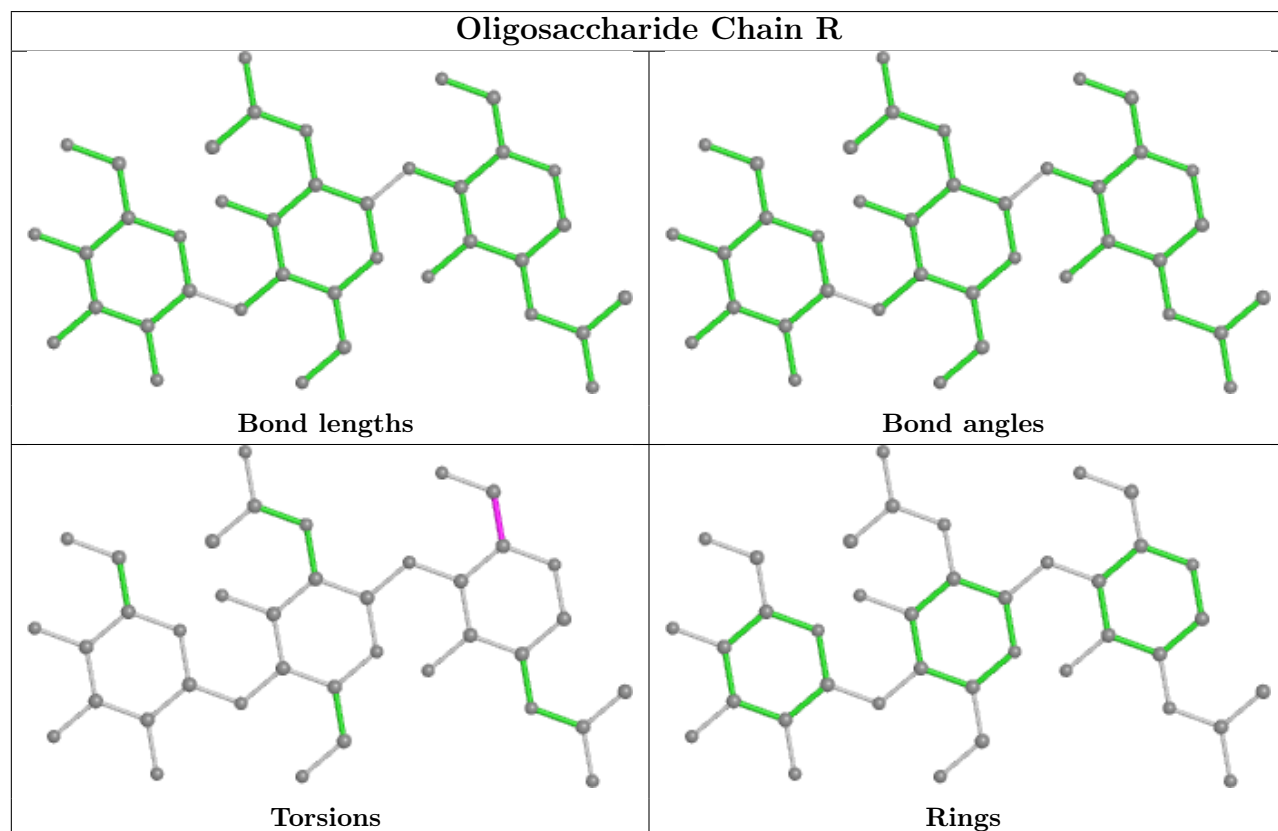
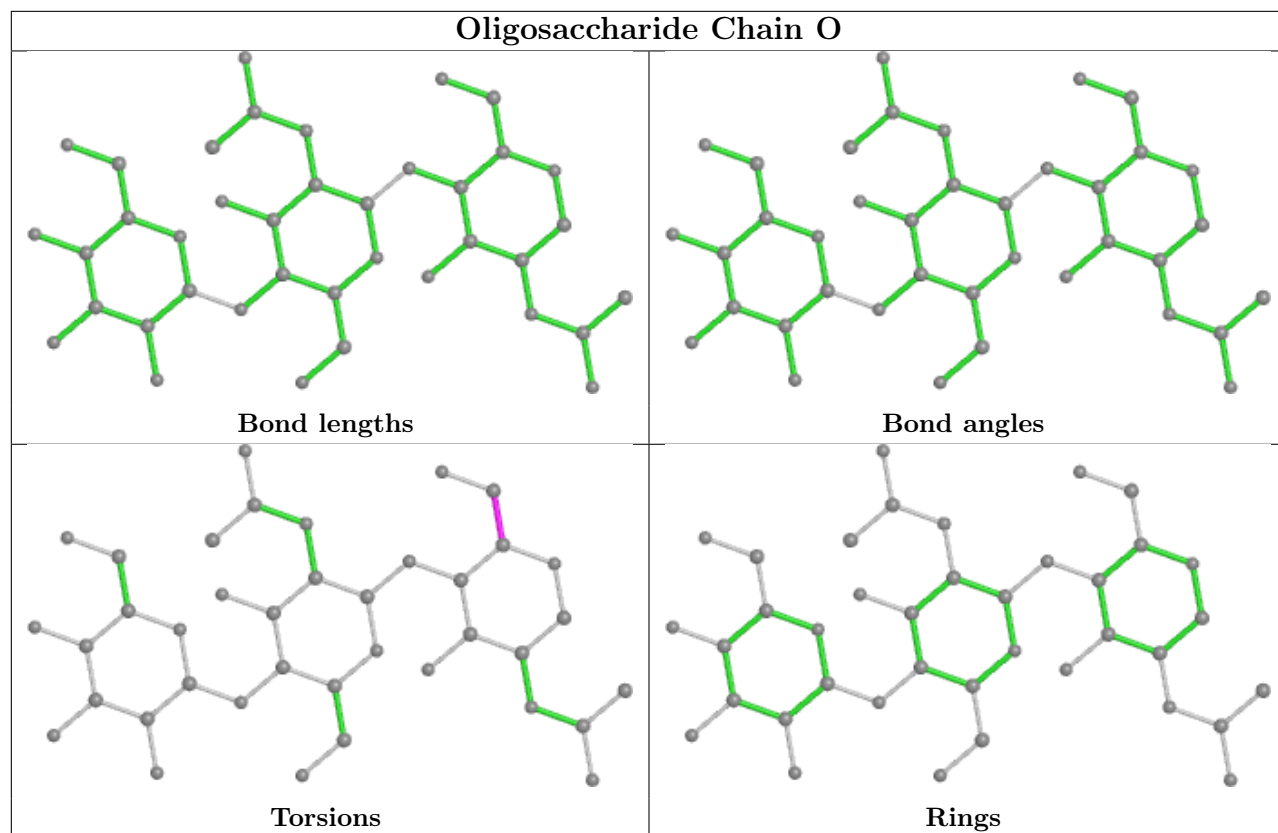


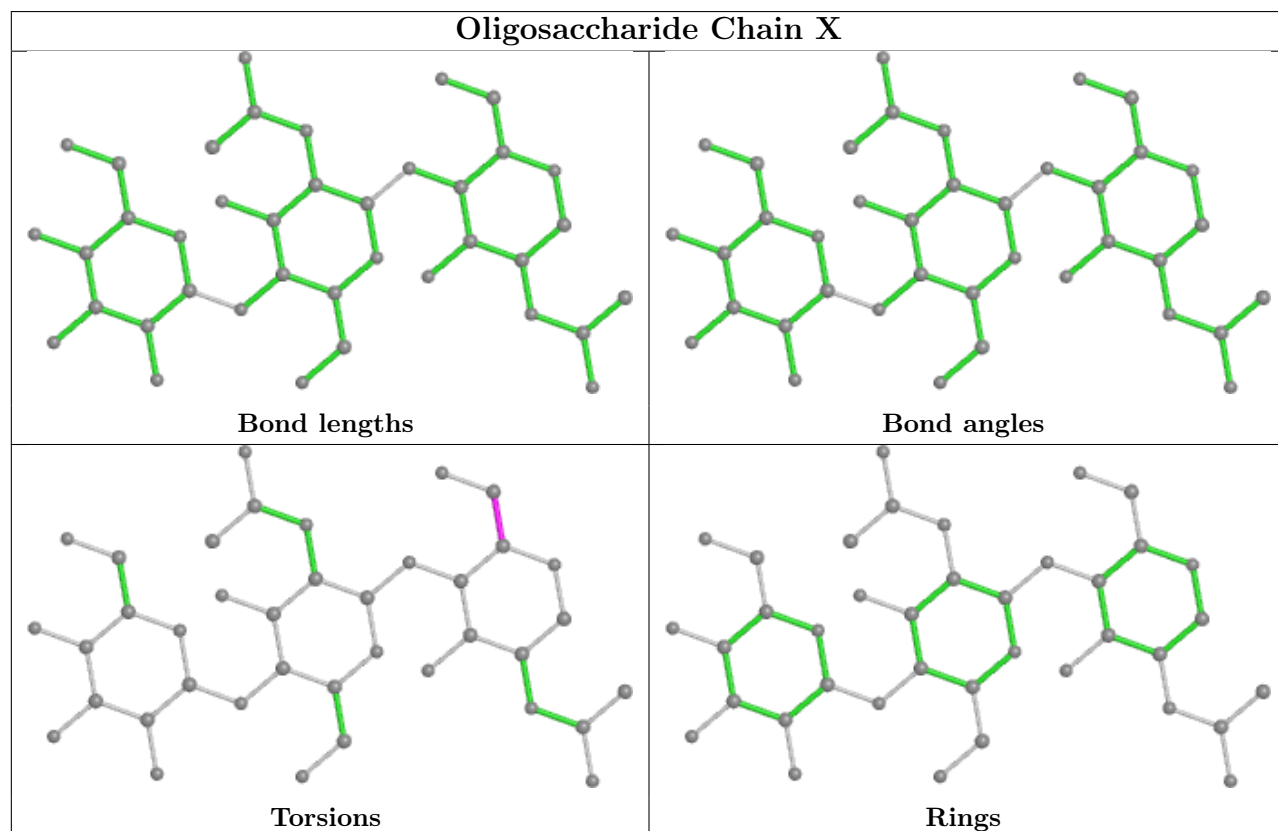
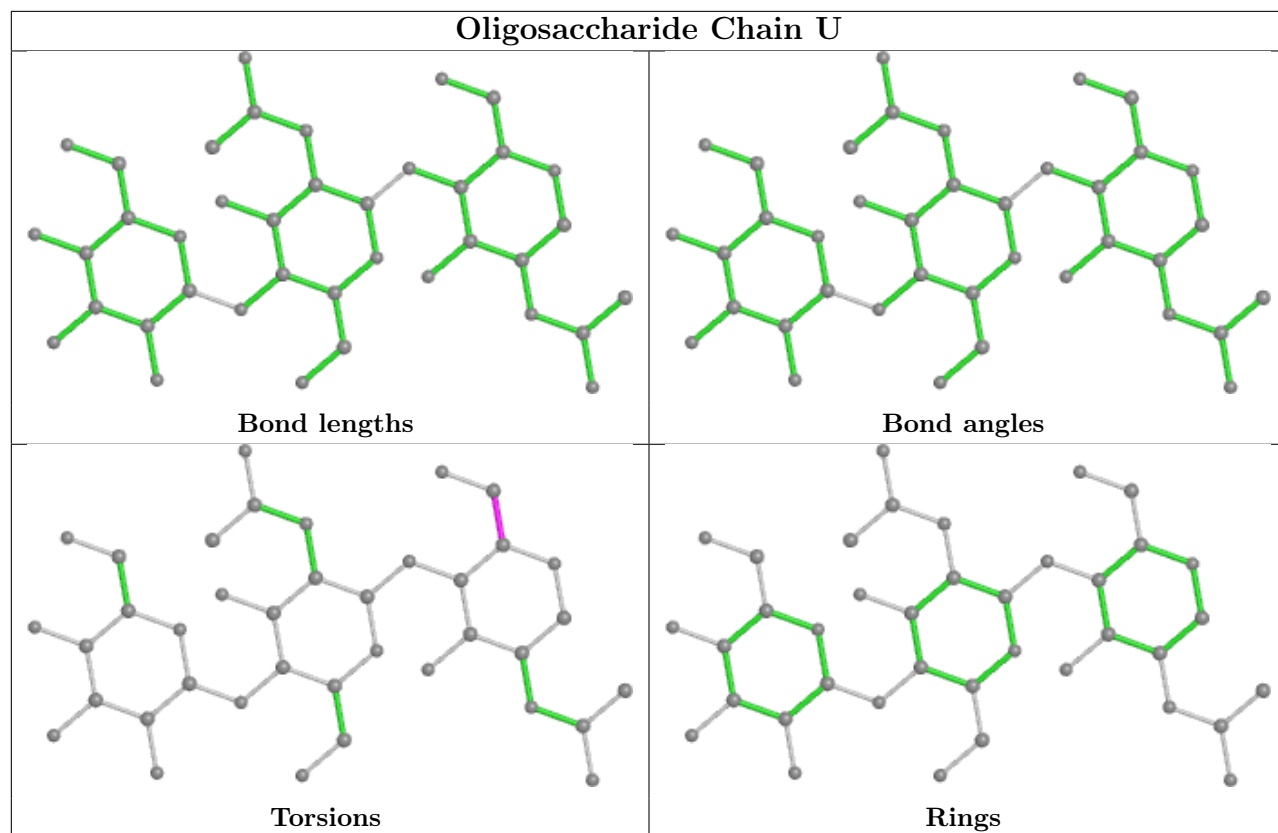


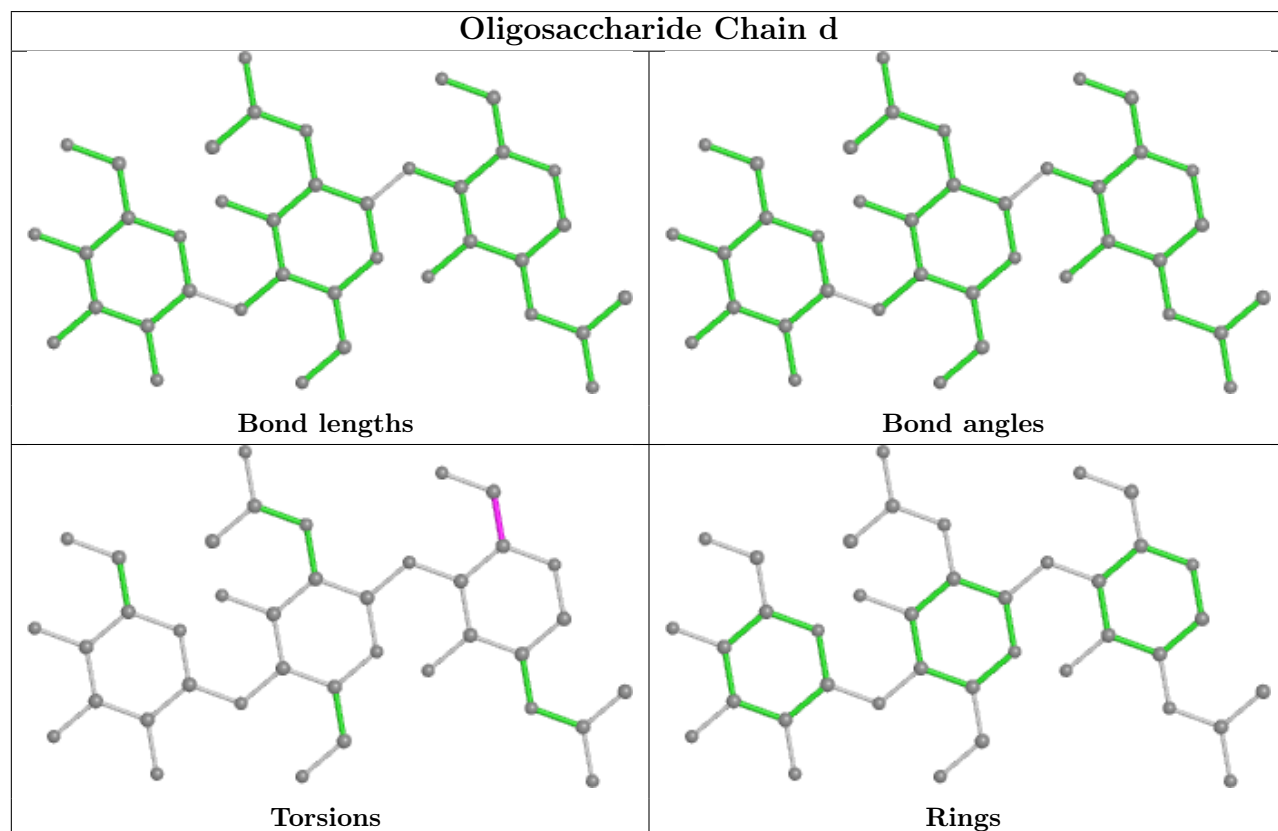
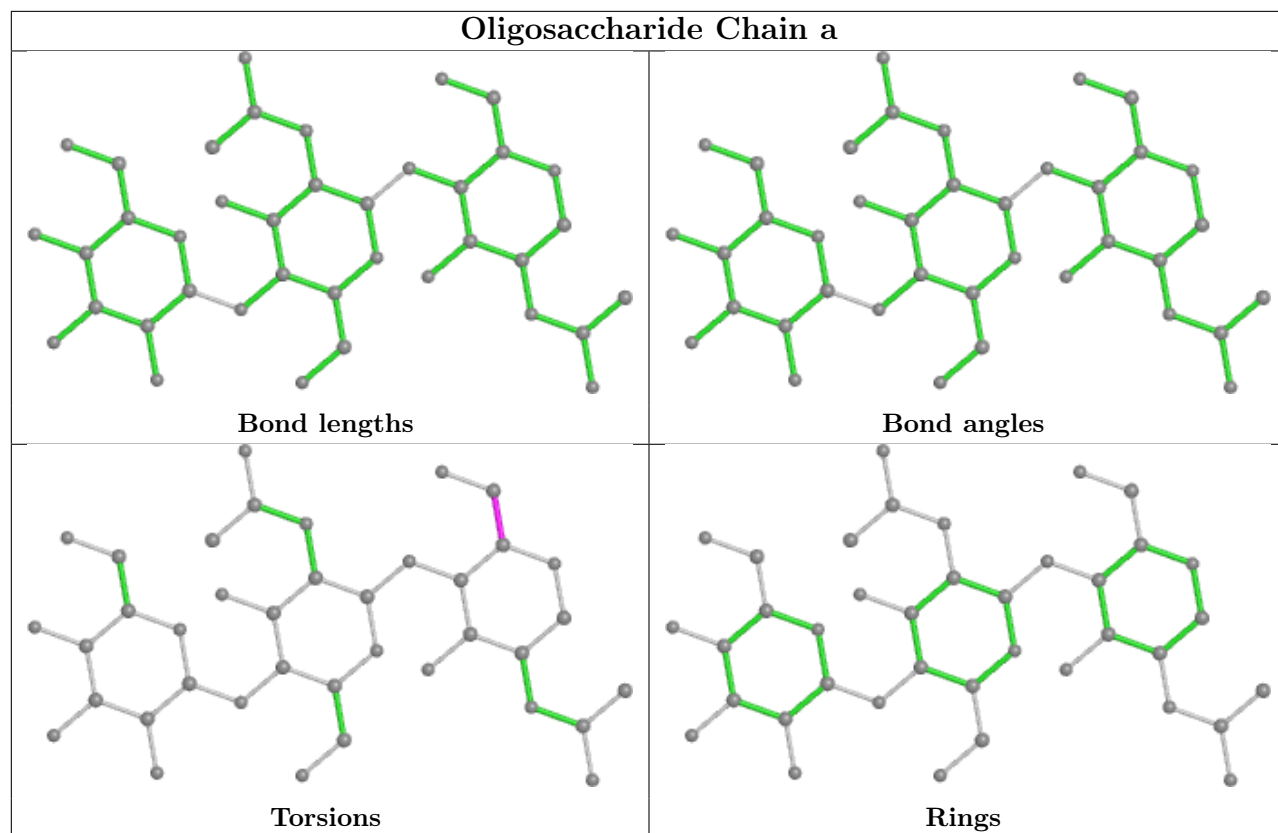












5.6 Ligand geometry

30 ligands are modelled in this entry.

In the following table, the Counts columns list the number of bonds (or angles) for which Mogul statistics could be retrieved, the number of bonds (or angles) that are observed in the model and the number of bonds (or angles) that are defined in the Chemical Component Dictionary. The Link column lists molecule types, if any, to which the group is linked. The Z score for a bond length (or angle) is the number of standard deviations the observed value is removed from the expected value. A bond length (or angle) with $|Z| > 2$ is considered an outlier worth inspection. RMSZ is the root-mean-square of all Z scores of the bond lengths (or angles).

Mol	Type	Chain	Res	Link	Bond lengths			Bond angles		
					Counts	RMSZ	# Z > 2	Counts	RMSZ	# Z > 2
5	NAG	G	704	1	14,14,15	0.34	0	17,19,21	0.32	0
5	NAG	E	702	1	14,14,15	0.24	0	17,19,21	0.42	0
5	NAG	J	501	2	14,14,15	0.31	0	17,19,21	0.55	0
5	NAG	H	501	2	14,14,15	0.30	0	17,19,21	0.56	0
5	NAG	I	703	1	14,14,15	0.22	0	17,19,21	0.43	0
5	NAG	C	701	1	14,14,15	0.21	0	17,19,21	0.40	0
5	NAG	E	703	1	14,14,15	0.23	0	17,19,21	0.42	0
5	NAG	K	701	1	14,14,15	0.21	0	17,19,21	0.41	0
5	NAG	C	703	1	14,14,15	0.23	0	17,19,21	0.43	0
5	NAG	B	501	2	14,14,15	0.30	0	17,19,21	0.55	0
5	NAG	D	501	2	14,14,15	0.30	0	17,19,21	0.55	0
5	NAG	A	701	1	14,14,15	0.22	0	17,19,21	0.40	0
5	NAG	K	702	1	14,14,15	0.25	0	17,19,21	0.42	0
5	NAG	K	703	1	14,14,15	0.22	0	17,19,21	0.42	0
5	NAG	G	702	1	14,14,15	0.25	0	17,19,21	0.42	0
5	NAG	I	702	1	14,14,15	0.23	0	17,19,21	0.41	0
5	NAG	G	703	1	14,14,15	0.23	0	17,19,21	0.43	0
5	NAG	A	703	1	14,14,15	0.21	0	17,19,21	0.43	0
5	NAG	F	501	2	14,14,15	0.31	0	17,19,21	0.56	0
5	NAG	A	704	1	14,14,15	0.35	0	17,19,21	0.32	0
5	NAG	E	704	1	14,14,15	0.34	0	17,19,21	0.32	0
5	NAG	K	704	1	14,14,15	0.34	0	17,19,21	0.32	0
5	NAG	C	702	1	14,14,15	0.23	0	17,19,21	0.41	0
5	NAG	I	704	1	14,14,15	0.35	0	17,19,21	0.32	0
5	NAG	C	704	1	14,14,15	0.33	0	17,19,21	0.32	0
5	NAG	G	701	1	14,14,15	0.23	0	17,19,21	0.41	0
5	NAG	I	701	1	14,14,15	0.21	0	17,19,21	0.40	0
5	NAG	A	702	1	14,14,15	0.23	0	17,19,21	0.41	0
5	NAG	L	501	2	14,14,15	0.30	0	17,19,21	0.55	0
5	NAG	E	701	1	14,14,15	0.22	0	17,19,21	0.40	0

In the following table, the Chirals column lists the number of chiral outliers, the number of chiral

centers analysed, the number of these observed in the model and the number defined in the Chemical Component Dictionary. Similar counts are reported in the Torsion and Rings columns. '-' means no outliers of that kind were identified.

Mol	Type	Chain	Res	Link	Chirals	Torsions	Rings
5	NAG	G	704	1	-	2/6/23/26	0/1/1/1
5	NAG	E	702	1	-	2/6/23/26	0/1/1/1
5	NAG	J	501	2	-	1/6/23/26	0/1/1/1
5	NAG	H	501	2	-	1/6/23/26	0/1/1/1
5	NAG	I	703	1	-	2/6/23/26	0/1/1/1
5	NAG	C	701	1	-	2/6/23/26	0/1/1/1
5	NAG	E	703	1	-	2/6/23/26	0/1/1/1
5	NAG	K	701	1	-	2/6/23/26	0/1/1/1
5	NAG	C	703	1	-	2/6/23/26	0/1/1/1
5	NAG	B	501	2	-	1/6/23/26	0/1/1/1
5	NAG	D	501	2	-	1/6/23/26	0/1/1/1
5	NAG	A	701	1	-	2/6/23/26	0/1/1/1
5	NAG	K	702	1	-	2/6/23/26	0/1/1/1
5	NAG	K	703	1	-	2/6/23/26	0/1/1/1
5	NAG	G	702	1	-	2/6/23/26	0/1/1/1
5	NAG	I	702	1	-	2/6/23/26	0/1/1/1
5	NAG	G	703	1	-	2/6/23/26	0/1/1/1
5	NAG	A	703	1	-	2/6/23/26	0/1/1/1
5	NAG	F	501	2	-	1/6/23/26	0/1/1/1
5	NAG	A	704	1	-	2/6/23/26	0/1/1/1
5	NAG	E	704	1	-	2/6/23/26	0/1/1/1
5	NAG	K	704	1	-	2/6/23/26	0/1/1/1
5	NAG	C	702	1	-	2/6/23/26	0/1/1/1
5	NAG	I	704	1	-	2/6/23/26	0/1/1/1
5	NAG	C	704	1	-	2/6/23/26	0/1/1/1
5	NAG	G	701	1	-	2/6/23/26	0/1/1/1
5	NAG	I	701	1	-	2/6/23/26	0/1/1/1
5	NAG	A	702	1	-	2/6/23/26	0/1/1/1
5	NAG	L	501	2	-	1/6/23/26	0/1/1/1
5	NAG	E	701	1	-	2/6/23/26	0/1/1/1

There are no bond length outliers.

There are no bond angle outliers.

There are no chirality outliers.

All (54) torsion outliers are listed below:

Mol	Chain	Res	Type	Atoms
5	A	701	NAG	O5-C5-C6-O6
5	C	701	NAG	O5-C5-C6-O6
5	E	701	NAG	O5-C5-C6-O6
5	G	701	NAG	O5-C5-C6-O6
5	I	701	NAG	O5-C5-C6-O6
5	K	701	NAG	O5-C5-C6-O6
5	A	703	NAG	C4-C5-C6-O6
5	C	703	NAG	C4-C5-C6-O6
5	E	703	NAG	C4-C5-C6-O6
5	G	703	NAG	C4-C5-C6-O6
5	I	703	NAG	C4-C5-C6-O6
5	K	703	NAG	C4-C5-C6-O6
5	A	701	NAG	C4-C5-C6-O6
5	C	701	NAG	C4-C5-C6-O6
5	E	701	NAG	C4-C5-C6-O6
5	G	701	NAG	C4-C5-C6-O6
5	I	701	NAG	C4-C5-C6-O6
5	K	701	NAG	C4-C5-C6-O6
5	A	702	NAG	O5-C5-C6-O6
5	C	702	NAG	O5-C5-C6-O6
5	E	702	NAG	O5-C5-C6-O6
5	G	702	NAG	O5-C5-C6-O6
5	I	702	NAG	O5-C5-C6-O6
5	K	702	NAG	O5-C5-C6-O6
5	A	703	NAG	O5-C5-C6-O6
5	C	703	NAG	O5-C5-C6-O6
5	E	703	NAG	O5-C5-C6-O6
5	G	703	NAG	O5-C5-C6-O6
5	I	703	NAG	O5-C5-C6-O6
5	K	703	NAG	O5-C5-C6-O6
5	A	702	NAG	C4-C5-C6-O6
5	C	702	NAG	C4-C5-C6-O6
5	I	702	NAG	C4-C5-C6-O6
5	E	702	NAG	C4-C5-C6-O6
5	G	702	NAG	C4-C5-C6-O6
5	K	702	NAG	C4-C5-C6-O6
5	A	704	NAG	O5-C5-C6-O6
5	C	704	NAG	O5-C5-C6-O6
5	E	704	NAG	O5-C5-C6-O6
5	G	704	NAG	O5-C5-C6-O6
5	I	704	NAG	O5-C5-C6-O6
5	K	704	NAG	O5-C5-C6-O6

Continued on next page...

Continued from previous page...

Mol	Chain	Res	Type	Atoms
5	B	501	NAG	O5-C5-C6-O6
5	D	501	NAG	O5-C5-C6-O6
5	F	501	NAG	O5-C5-C6-O6
5	H	501	NAG	O5-C5-C6-O6
5	J	501	NAG	O5-C5-C6-O6
5	L	501	NAG	O5-C5-C6-O6
5	I	704	NAG	C4-C5-C6-O6
5	A	704	NAG	C4-C5-C6-O6
5	C	704	NAG	C4-C5-C6-O6
5	E	704	NAG	C4-C5-C6-O6
5	K	704	NAG	C4-C5-C6-O6
5	G	704	NAG	C4-C5-C6-O6

There are no ring outliers.

6 monomers are involved in 6 short contacts:

Mol	Chain	Res	Type	Clashes	Symm-Clashes
5	J	501	NAG	1	0
5	H	501	NAG	1	0
5	B	501	NAG	1	0
5	D	501	NAG	1	0
5	F	501	NAG	1	0
5	L	501	NAG	1	0

5.7 Other polymers [i](#)

There are no such residues in this entry.

5.8 Polymer linkage issues [i](#)

There are no chain breaks in this entry.

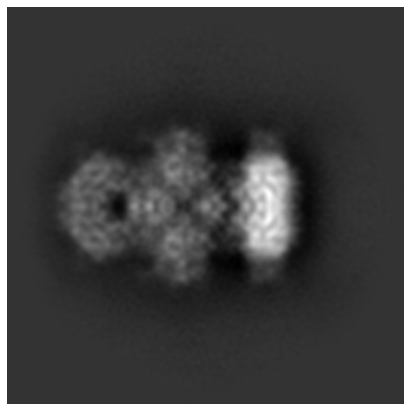
6 Map visualisation [i](#)

This section contains visualisations of the EMDB entry EMD-22830. These allow visual inspection of the internal detail of the map and identification of artifacts.

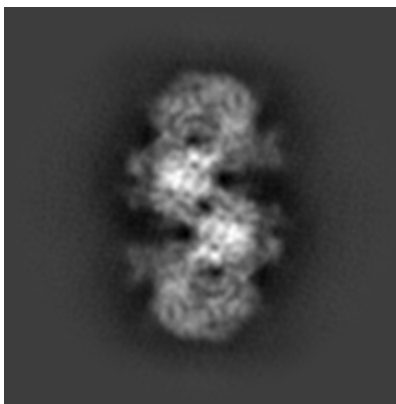
Images derived from a raw map, generated by summing the deposited half-maps, are presented below the corresponding image components of the primary map to allow further visual inspection and comparison with those of the primary map.

6.1 Orthogonal projections [i](#)

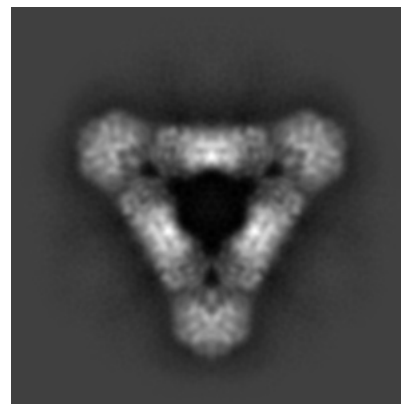
6.1.1 Primary map



X

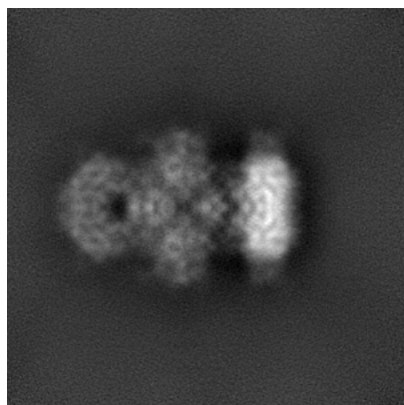


Y

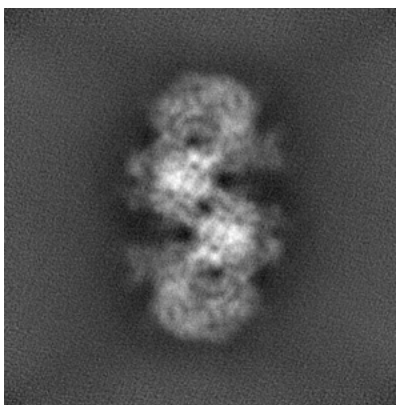


Z

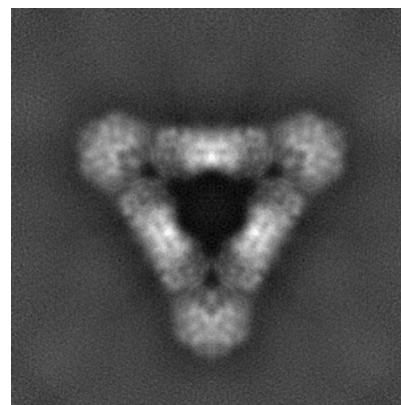
6.1.2 Raw map



X



Y

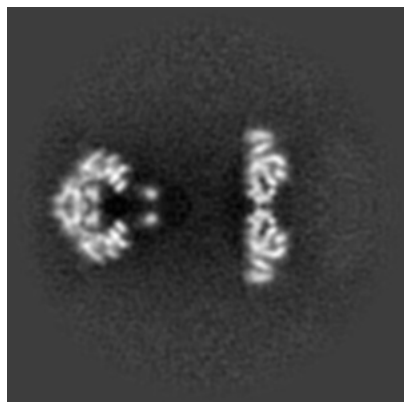


Z

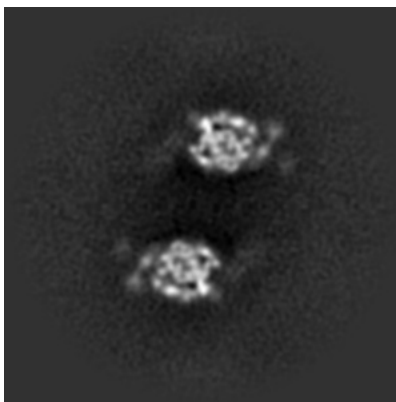
The images above show the map projected in three orthogonal directions.

6.2 Central slices [i](#)

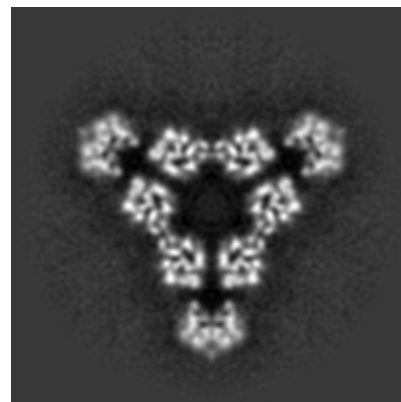
6.2.1 Primary map



X Index: 160

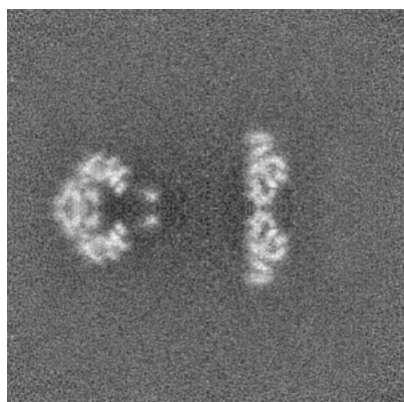


Y Index: 160

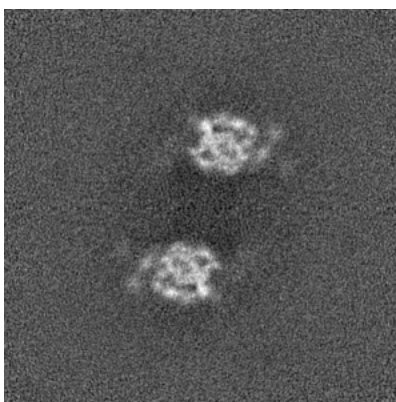


Z Index: 160

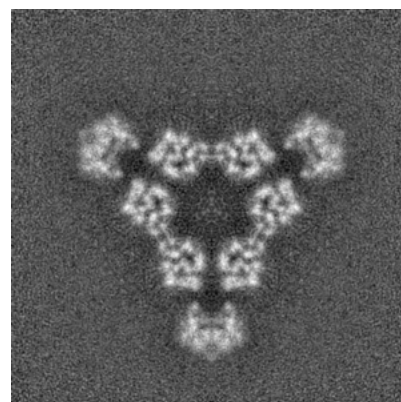
6.2.2 Raw map



X Index: 160



Y Index: 160

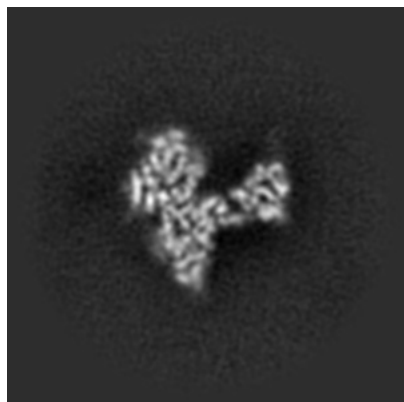


Z Index: 160

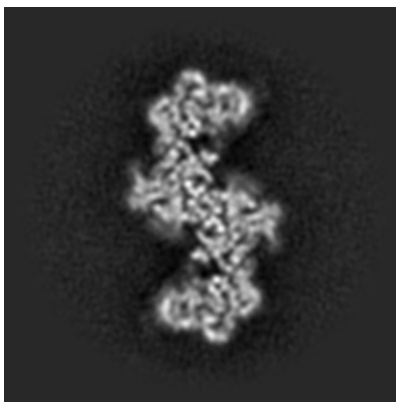
The images above show central slices of the map in three orthogonal directions.

6.3 Largest variance slices [i](#)

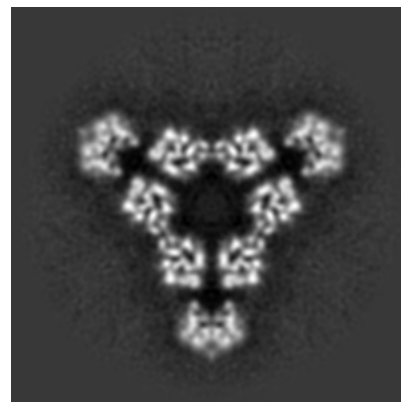
6.3.1 Primary map



X Index: 122

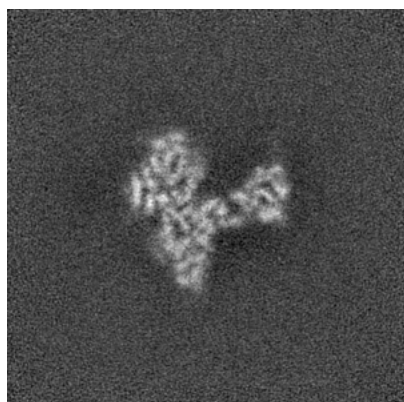


Y Index: 209

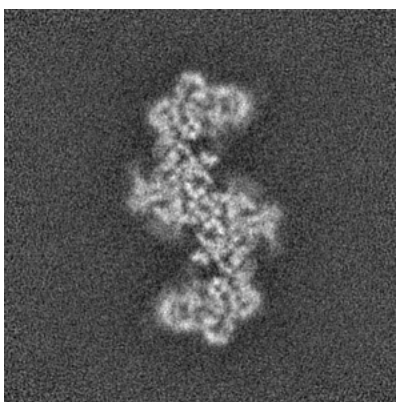


Z Index: 160

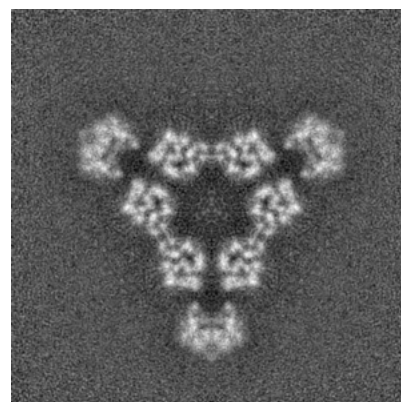
6.3.2 Raw map



X Index: 122



Y Index: 209

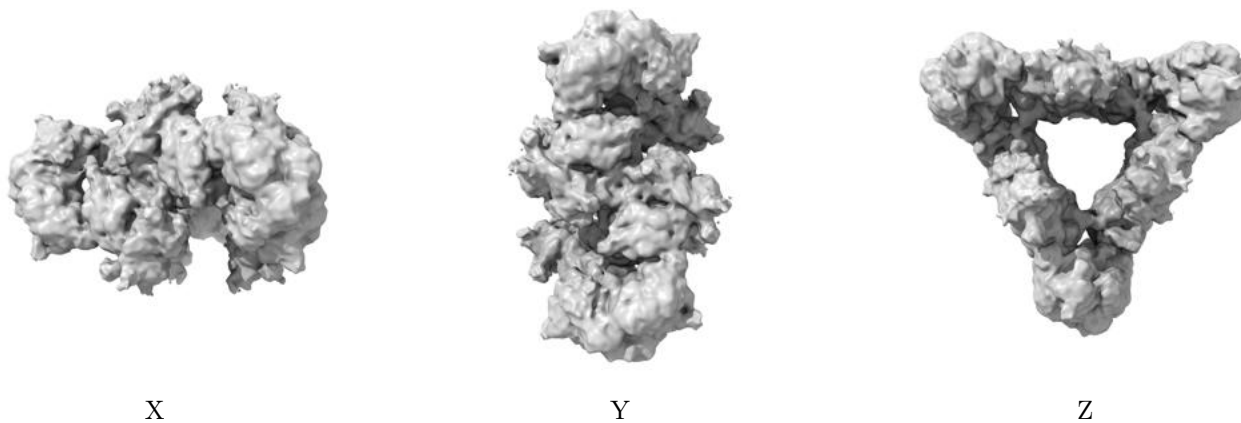


Z Index: 160

The images above show the largest variance slices of the map in three orthogonal directions.

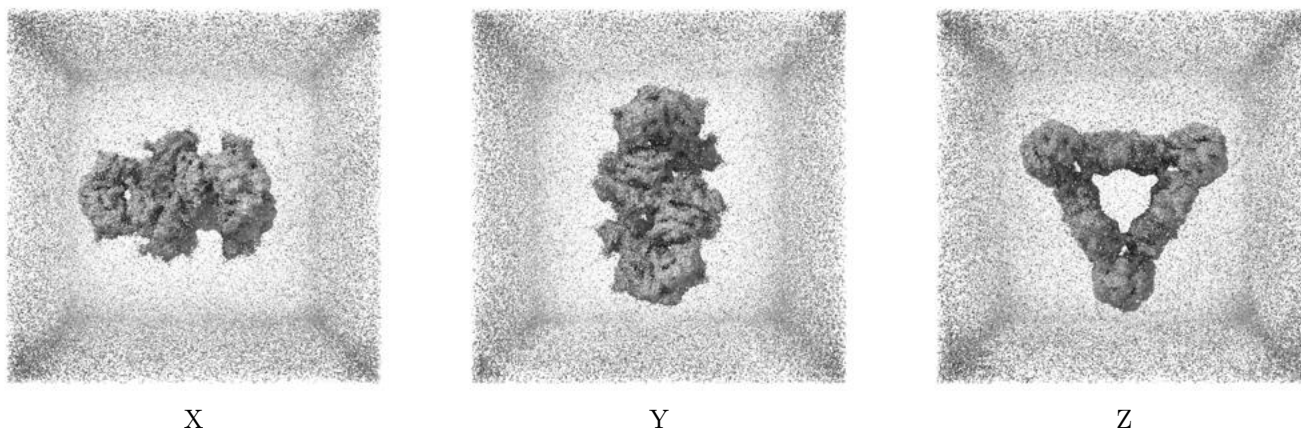
6.4 Orthogonal surface views [i](#)

6.4.1 Primary map



The images above show the 3D surface view of the map at the recommended contour level 0.055. These images, in conjunction with the slice images, may facilitate assessment of whether an appropriate contour level has been provided.

6.4.2 Raw map



These images show the 3D surface of the raw map. The raw map's contour level was selected so that its surface encloses the same volume as the primary map does at its recommended contour level.

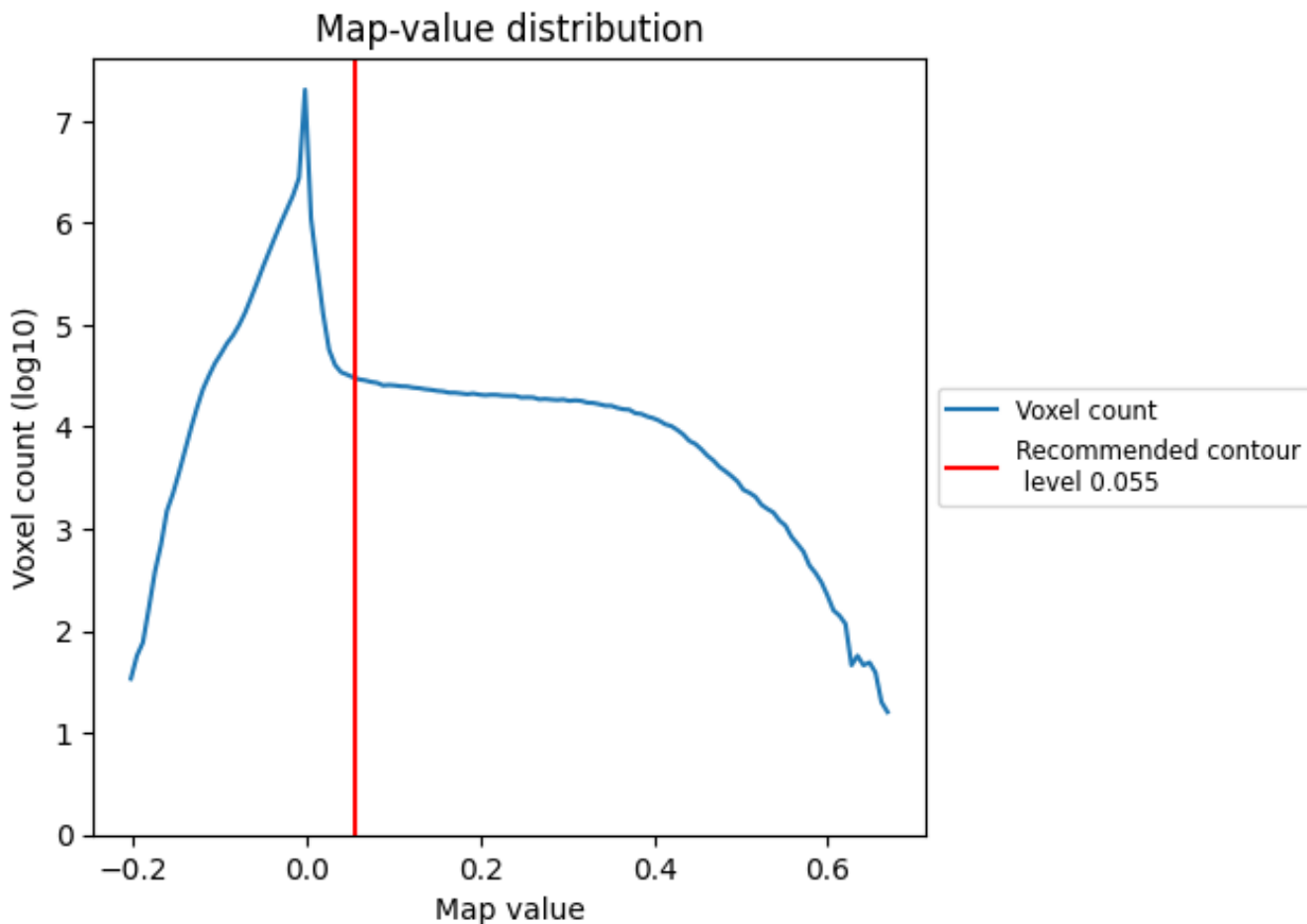
6.5 Mask visualisation [i](#)

This section was not generated. No masks/segmentation were deposited.

7 Map analysis [i](#)

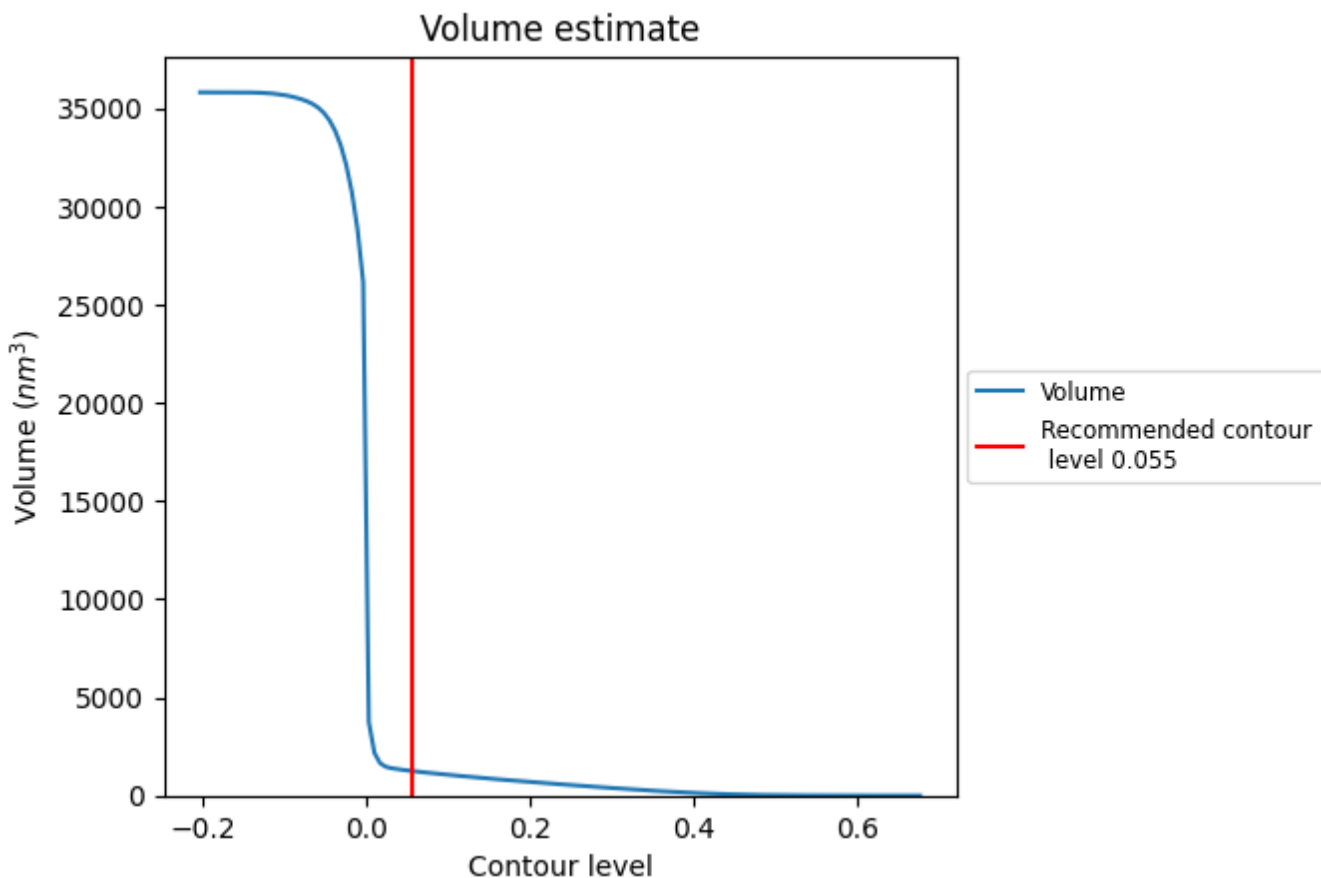
This section contains the results of statistical analysis of the map.

7.1 Map-value distribution [i](#)



The map-value distribution is plotted in 128 intervals along the x-axis. The y-axis is logarithmic. A spike in this graph at zero usually indicates that the volume has been masked.

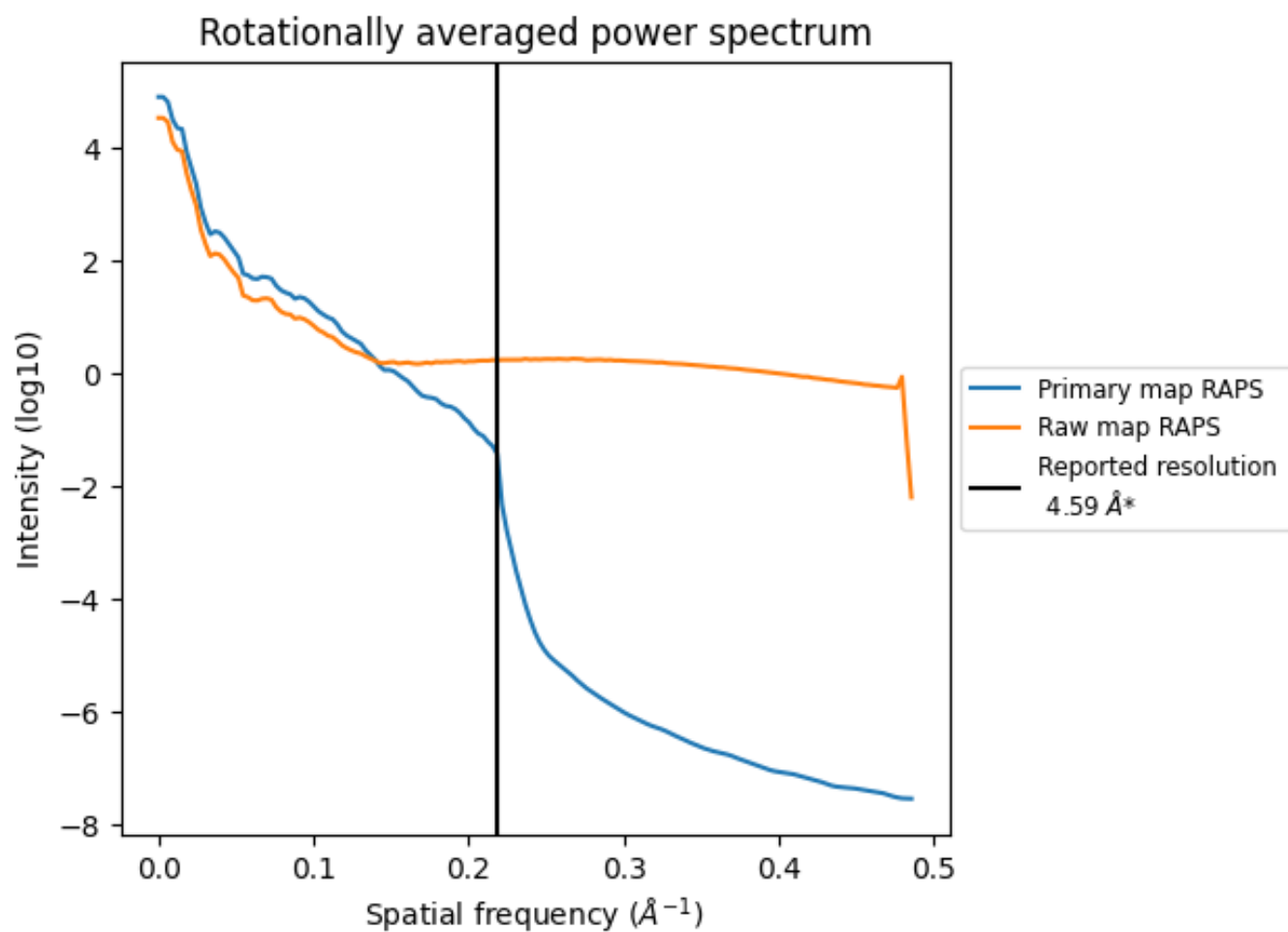
7.2 Volume estimate [i](#)



The volume at the recommended contour level is 1254 nm³; this corresponds to an approximate mass of 1133 kDa.

The volume estimate graph shows how the enclosed volume varies with the contour level. The recommended contour level is shown as a vertical line and the intersection between the line and the curve gives the volume of the enclosed surface at the given level.

7.3 Rotationally averaged power spectrum i

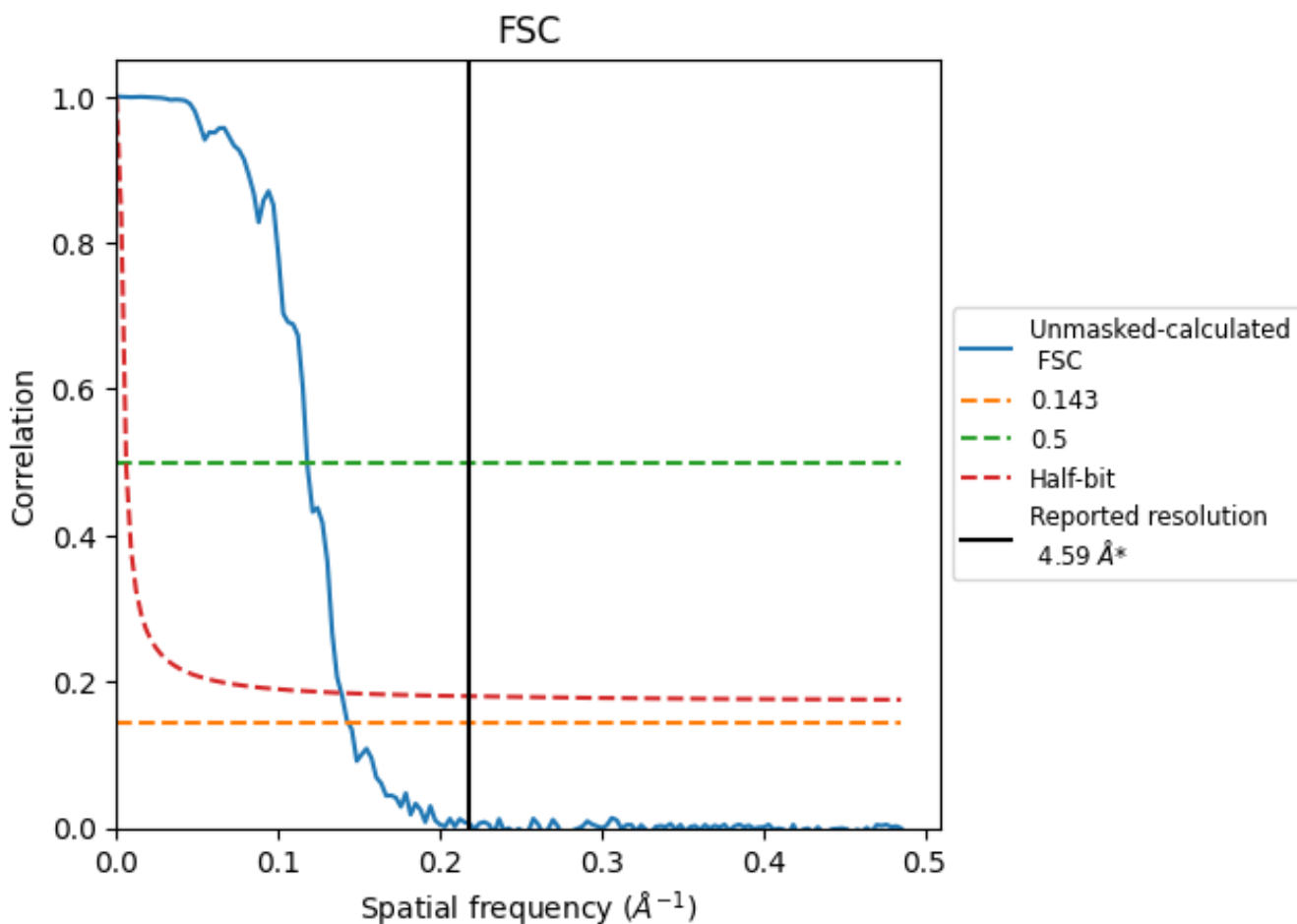


*Reported resolution corresponds to spatial frequency of 0.218 Å⁻¹

8 Fourier-Shell correlation [i](#)

Fourier-Shell Correlation (FSC) is the most commonly used method to estimate the resolution of single-particle and subtomogram-averaged maps. The shape of the curve depends on the imposed symmetry, mask and whether or not the two 3D reconstructions used were processed from a common reference. The reported resolution is shown as a black line. A curve is displayed for the half-bit criterion in addition to lines showing the 0.143 gold standard cut-off and 0.5 cut-off.

8.1 FSC [i](#)



*Reported resolution corresponds to spatial frequency of 0.218 Å⁻¹

8.2 Resolution estimates [i](#)

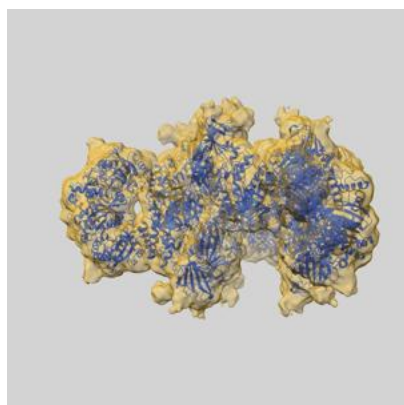
Resolution estimate (Å)	Estimation criterion (FSC cut-off)		
	0.143	0.5	Half-bit
Reported by author	4.59	-	-
Author-provided FSC curve	-	-	-
Unmasked-calculated*	6.97	8.47	7.19

*Resolution estimate based on FSC curve calculated by comparison of deposited half-maps. The value from deposited half-maps intersecting FSC 0.143 CUT-OFF 6.97 differs from the reported value 4.59 by more than 10 %

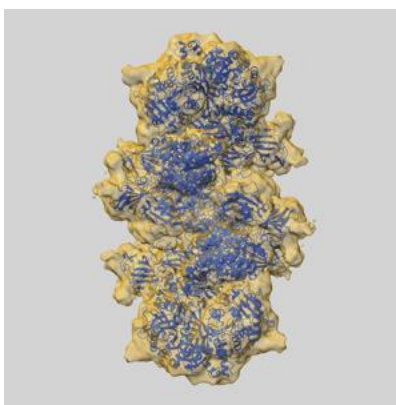
9 Map-model fit [i](#)

This section contains information regarding the fit between EMDB map EMD-22830 and PDB model 7KDV. Per-residue inclusion information can be found in section [3](#) on page [12](#).

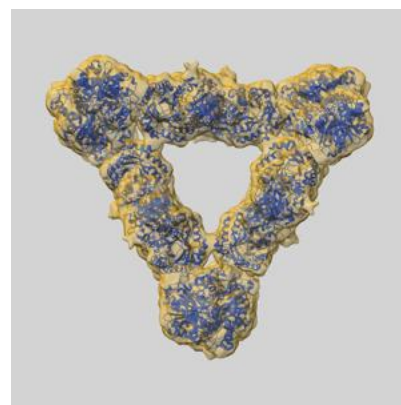
9.1 Map-model overlay [i](#)



X



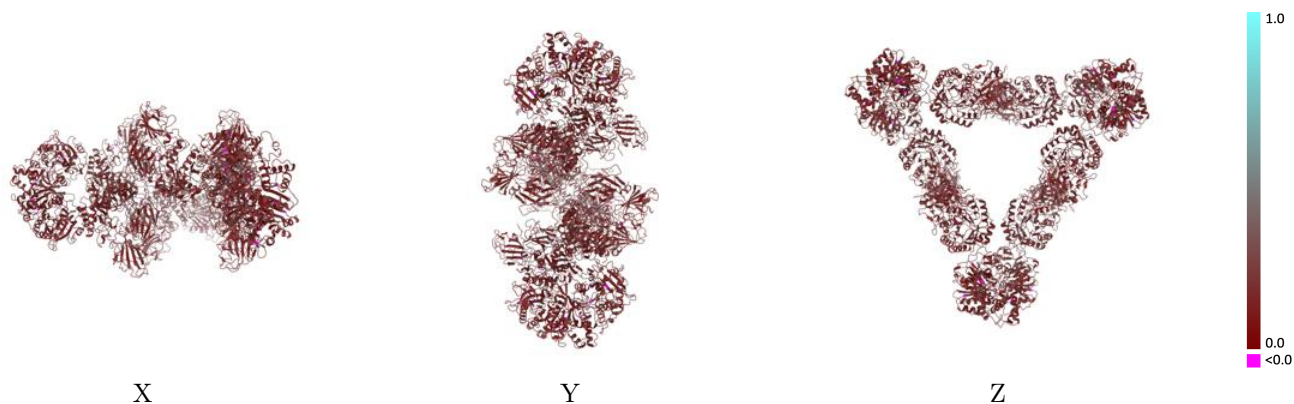
Y



Z

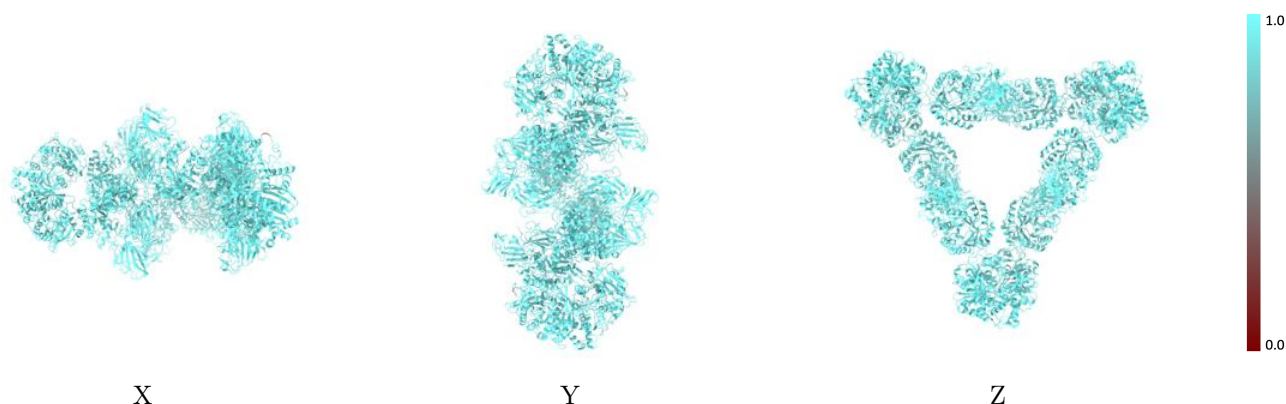
The images above show the 3D surface view of the map at the recommended contour level 0.055 at 50% transparency in yellow overlaid with a ribbon representation of the model coloured in blue. These images allow for the visual assessment of the quality of fit between the atomic model and the map.

9.2 Q-score mapped to coordinate model [\(i\)](#)



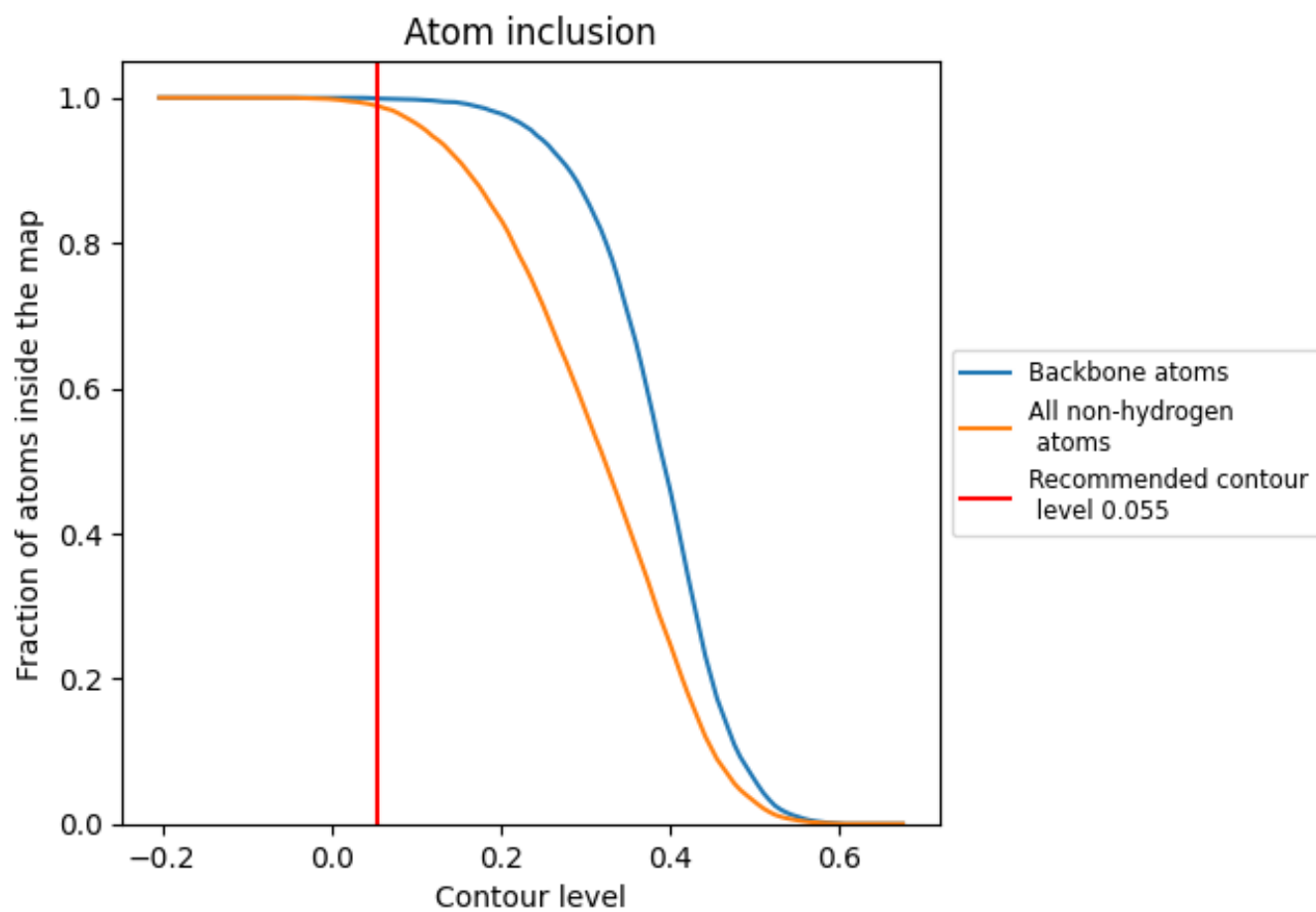
The images above show the model with each residue coloured according to its Q-score. This shows their resolvability in the map with higher Q-score values reflecting better resolvability. Please note: Q-score is calculating the resolvability of atoms, and thus high values are only expected at resolutions at which atoms can be resolved. Low Q-score values may therefore be expected for many entries.

9.3 Atom inclusion mapped to coordinate model [\(i\)](#)



The images above show the model with each residue coloured according to its atom inclusion. This shows to what extent they are inside the map at the recommended contour level (0.055).































































9.4 Atom inclusion [i](#)



At the recommended contour level, 100% of all backbone atoms, 99% of all non-hydrogen atoms, are inside the map.

9.5 Map-model fit summary

The table lists the average atom inclusion at the recommended contour level (0.055) and Q-score for the entire model and for each chain.

Chain	Atom inclusion	Q-score
All	 0.9884	 0.2080
A	 0.9902	 0.2120
B	 0.9851	 0.1980
C	 0.9904	 0.2110
D	 0.9860	 0.1990
E	 0.9902	 0.2120
F	 0.9854	 0.1990
G	 0.9902	 0.2120
H	 0.9860	 0.1980
I	 0.9902	 0.2120
J	 0.9860	 0.1990
K	 0.9902	 0.2120
L	 0.9854	 0.1980
M	 1.0000	 0.3370
N	 1.0000	 0.3170
O	 1.0000	 0.3840
P	 1.0000	 0.3180
Q	 1.0000	 0.2970
R	 1.0000	 0.3760
S	 1.0000	 0.3240
T	 1.0000	 0.3020
U	 1.0000	 0.3740
V	 1.0000	 0.3150
W	 1.0000	 0.3060
X	 1.0000	 0.3860
Y	 1.0000	 0.3150
Z	 1.0000	 0.3090
a	 1.0000	 0.3730
b	 1.0000	 0.3120
c	 1.0000	 0.3130
d	 1.0000	 0.3790

