



Full wwPDB X-ray Structure Validation Report ⓘ

Nov 20, 2023 – 08:16 PM JST

PDB ID : 7D49
Title : X-ray crystal Structure of E.coli Dihydrofolate Reductase complexed with folate and NADP+ at pH4.5
Authors : Wan, Q.; Dealwis, C.
Deposited on : 2020-09-23
Resolution : 1.65 Å(reported)

This is a Full wwPDB X-ray Structure Validation Report for a publicly released PDB entry.

We welcome your comments at validation@mail.wwpdb.org

A user guide is available at

<https://www.wwpdb.org/validation/2017/XrayValidationReportHelp>

with specific help available everywhere you see the ⓘ symbol.

The types of validation reports are described at

<http://www.wwpdb.org/validation/2017/FAQs#types>.

The following versions of software and data (see [references ⓘ](#)) were used in the production of this report:

MolProbity : 4.02b-467
Mogul : 1.8.5 (274361), CSD as541be (2020)
Xtriage (Phenix) : 1.13
EDS : 2.36
buster-report : 1.1.7 (2018)
Percentile statistics : 20191225.v01 (using entries in the PDB archive December 25th 2019)
Refmac : 5.8.0158
CCP4 : 7.0.044 (Gargrove)
Ideal geometry (proteins) : Engh & Huber (2001)
Ideal geometry (DNA, RNA) : Parkinson et al. (1996)
Validation Pipeline (wwPDB-VP) : 2.36

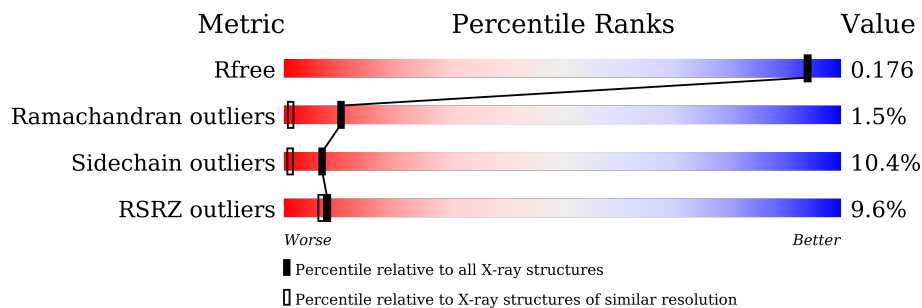
1 Overall quality at a glance

The following experimental techniques were used to determine the structure:

X-RAY DIFFRACTION

The reported resolution of this entry is 1.65 Å.

Percentile scores (ranging between 0-100) for global validation metrics of the entry are shown in the following graphic. The table shows the number of entries on which the scores are based.



Metric	Whole archive (#Entries)	Similar resolution (#Entries, resolution range(Å))
R_{free}	130704	1827 (1.66-1.66)
Ramachandran outliers	138981	1891 (1.66-1.66)
Sidechain outliers	138945	1891 (1.66-1.66)
RSRZ outliers	127900	1791 (1.66-1.66)

The table below summarises the geometric issues observed across the polymeric chains and their fit to the electron density. The red, orange, yellow and green segments of the lower bar indicate the fraction of residues that contain outliers for ≥ 3 , 2, 1 and 0 types of geometric quality criteria respectively. A grey segment represents the fraction of residues that are not modelled. The numeric value for each fraction is indicated below the corresponding segment, with a dot representing fractions $\leq 5\%$. The upper red bar (where present) indicates the fraction of residues that have poor fit to the electron density. The numeric value is given above the bar.

Mol	Chain	Length	Quality of chain
1	1-A	159	 9% 92% 8%
1	10-A	159	 9% 90% 10%
1	11-A	159	 9% 97% .
1	12-A	159	 9% 91% 9%
1	13-A	159	 9% 89% 10% .
1	14-A	159	 9% 91% 8% .
1	15-A	159	 9% 89% 11%

Continued on next page...

Continued from previous page...

Mol	Chain	Length	Quality of chain
1	16-A	159	9% 92% 8% .
1	17-A	159	9% 93% 6% .
1	18-A	159	9% 88% 11% .
1	19-A	159	9% 92% 8%
1	2-A	159	9% 94% 6%
1	20-A	159	9% 92% 8%
1	21-A	159	9% 92% 7% .
1	22-A	159	9% 94% 6%
1	23-A	159	9% 91% 9%
1	24-A	159	9% 91% 9%
1	25-A	159	9% 90% 9% .
1	26-A	159	9% 88% 11% .
1	27-A	159	9% 87% 13%
1	28-A	159	9% 91% 9%
1	29-A	159	9% 91% 9%
1	3-A	159	9% 91% 8% .
1	30-A	159	9% 94% 5% .
1	31-A	159	9% 91% 9%
1	32-A	159	9% 88% 11% .
1	33-A	159	9% 90% 9% .
1	34-A	159	9% 91% 8% .
1	35-A	159	9% 88% 11% .
1	36-A	159	9% 86% 14%
1	37-A	159	9% 88% 10% ..
1	38-A	159	9% 87% 10% .

Continued on next page...

Continued from previous page...

Mol	Chain	Length	Quality of chain
1	39-A	159	9% 84% 16%
1	4-A	159	9% 94% 6%
1	40-A	159	9% 86% 14%
1	41-A	159	9% 83% 14%
1	42-A	159	9% 85% 14%
1	43-A	159	9% 86% 13%
1	44-A	159	9% 88% 11%
1	45-A	159	9% 89% 10%
1	46-A	159	9% 88% 11%
1	47-A	159	9% 89% 11%
1	48-A	159	9% 89% 10%
1	49-A	159	9% 89% 11%
1	5-A	159	9% 93% 7%
1	50-A	159	9% 87% 11%
1	51-A	159	9% 88% 11%
1	52-A	159	9% 91% 8%
1	53-A	159	9% 89% 10%
1	54-A	159	9% 92% 8%
1	55-A	159	9% 88% 9%
1	56-A	159	9% 86% 12%
1	57-A	159	9% 89% 10%
1	58-A	159	9% 90% 9%
1	59-A	159	9% 87% 12%
1	6-A	159	9% 91% 9%
1	60-A	159	9% 86% 13%

Continued on next page...

Continued from previous page...

Mol	Chain	Length	Quality of chain
1	61-A	159	9% 92% 8%
1	62-A	159	9% 89% 11%
1	63-A	159	9% 88% 12%
1	64-A	159	9% 90% 9%
1	65-A	159	9% 91% 8%
1	66-A	159	9% 89% 11%
1	67-A	159	9% 91% 9%
1	68-A	159	9% 85% 13%
1	69-A	159	9% 86% 14%
1	7-A	159	9% 89% 11%
1	70-A	159	9% 86% 14%
1	71-A	159	9% 89% 11%
1	72-A	159	9% 89% 10%
1	73-A	159	9% 91% 9%
1	74-A	159	9% 92% 8%
1	75-A	159	9% 90% 9%
1	76-A	159	9% 93% 7%
1	77-A	159	9% 94% 6%
1	78-A	159	9% 89% 11%
1	79-A	159	9% 91% 9%
1	8-A	159	9% 92% 8%
1	80-A	159	9% 90% 9%
1	9-A	159	9% 86% 14%

2 Entry composition [i](#)

There are 4 unique types of molecules in this entry. The entry contains 113251 atoms, of which 0 are hydrogens and 0 are deuteriums.

In the tables below, the ZeroOcc column contains the number of atoms modelled with zero occupancy, the AltConf column contains the number of residues with at least one atom in alternate conformation and the Trace column contains the number of residues modelled with at most 2 atoms.

- Molecule 1 is a protein called Dihydrofolate reductase.

Mol	Chain	Residues	Atoms					ZeroOcc	AltConf	Trace
			Total	C	N	O	S			
1	1-A	159	1268	805	216	240	7	0	0	0
1	2-A	159	1268	805	216	240	7	0	0	0
1	3-A	159	1268	805	216	240	7	0	0	0
1	4-A	159	1268	805	216	240	7	0	0	0
1	5-A	159	1268	805	216	240	7	0	0	0
1	6-A	159	1268	805	216	240	7	0	0	0
1	7-A	159	1268	805	216	240	7	0	0	0
1	8-A	159	1268	805	216	240	7	0	0	0
1	9-A	159	1268	805	216	240	7	0	0	0
1	10-A	159	1268	805	216	240	7	0	0	0
1	11-A	159	1268	805	216	240	7	0	0	0
1	12-A	159	1268	805	216	240	7	0	0	0
1	13-A	159	1268	805	216	240	7	0	0	0
1	14-A	159	1268	805	216	240	7	0	0	0
1	15-A	159	1268	805	216	240	7	0	0	0
1	16-A	159	1268	805	216	240	7	0	0	0

Continued on next page...

Continued from previous page...

Mol	Chain	Residues	Atoms					ZeroOcc	AltConf	Trace
1	17-A	159	Total	C	N	O	S	0	0	0
			1268	805	216	240	7			
1	18-A	159	Total	C	N	O	S	0	0	0
			1268	805	216	240	7			
1	19-A	159	Total	C	N	O	S	0	0	0
			1268	805	216	240	7			
1	20-A	159	Total	C	N	O	S	0	0	0
			1268	805	216	240	7			
1	21-A	159	Total	C	N	O	S	0	0	0
			1268	805	216	240	7			
1	22-A	159	Total	C	N	O	S	0	0	0
			1268	805	216	240	7			
1	23-A	159	Total	C	N	O	S	0	0	0
			1268	805	216	240	7			
1	24-A	159	Total	C	N	O	S	0	0	0
			1268	805	216	240	7			
1	25-A	159	Total	C	N	O	S	0	0	0
			1268	805	216	240	7			
1	26-A	159	Total	C	N	O	S	0	0	0
			1268	805	216	240	7			
1	27-A	159	Total	C	N	O	S	0	0	0
			1268	805	216	240	7			
1	28-A	159	Total	C	N	O	S	0	0	0
			1268	805	216	240	7			
1	29-A	159	Total	C	N	O	S	0	0	0
			1268	805	216	240	7			
1	30-A	159	Total	C	N	O	S	0	0	0
			1268	805	216	240	7			
1	31-A	159	Total	C	N	O	S	0	0	0
			1268	805	216	240	7			
1	32-A	159	Total	C	N	O	S	0	0	0
			1268	805	216	240	7			
1	33-A	159	Total	C	N	O	S	0	0	0
			1268	805	216	240	7			
1	34-A	159	Total	C	N	O	S	0	0	0
			1268	805	216	240	7			
1	35-A	159	Total	C	N	O	S	0	0	0
			1268	805	216	240	7			
1	36-A	159	Total	C	N	O	S	0	0	0
			1268	805	216	240	7			
1	37-A	159	Total	C	N	O	S	0	0	0
			1268	805	216	240	7			

Continued on next page...

Continued from previous page...

Mol	Chain	Residues	Atoms					ZeroOcc	AltConf	Trace
1	38-A	159	Total	C	N	O	S	0	0	0
			1268	805	216	240	7			
1	39-A	159	Total	C	N	O	S	0	0	0
			1268	805	216	240	7			
1	40-A	159	Total	C	N	O	S	0	0	0
			1268	805	216	240	7			
1	41-A	159	Total	C	N	O	S	0	0	0
			1268	805	216	240	7			
1	42-A	159	Total	C	N	O	S	0	0	0
			1268	805	216	240	7			
1	43-A	159	Total	C	N	O	S	0	0	0
			1268	805	216	240	7			
1	44-A	159	Total	C	N	O	S	0	0	0
			1268	805	216	240	7			
1	45-A	159	Total	C	N	O	S	0	0	0
			1268	805	216	240	7			
1	46-A	159	Total	C	N	O	S	0	0	0
			1268	805	216	240	7			
1	47-A	159	Total	C	N	O	S	0	0	0
			1268	805	216	240	7			
1	48-A	159	Total	C	N	O	S	0	0	0
			1268	805	216	240	7			
1	49-A	159	Total	C	N	O	S	0	0	0
			1268	805	216	240	7			
1	50-A	159	Total	C	N	O	S	0	0	0
			1268	805	216	240	7			
1	51-A	159	Total	C	N	O	S	0	0	0
			1268	805	216	240	7			
1	52-A	159	Total	C	N	O	S	0	0	0
			1268	805	216	240	7			
1	53-A	159	Total	C	N	O	S	0	0	0
			1268	805	216	240	7			
1	54-A	159	Total	C	N	O	S	0	0	0
			1268	805	216	240	7			
1	55-A	159	Total	C	N	O	S	0	0	0
			1268	805	216	240	7			
1	56-A	159	Total	C	N	O	S	0	0	0
			1268	805	216	240	7			
1	57-A	159	Total	C	N	O	S	0	0	0
			1268	805	216	240	7			
1	58-A	159	Total	C	N	O	S	0	0	0
			1268	805	216	240	7			

Continued on next page...

Continued from previous page...

Mol	Chain	Residues	Atoms					ZeroOcc	AltConf	Trace
1	59-A	159	Total	C	N	O	S	0	0	0
			1268	805	216	240	7			
1	60-A	159	Total	C	N	O	S	0	0	0
			1268	805	216	240	7			
1	61-A	159	Total	C	N	O	S	0	0	0
			1268	805	216	240	7			
1	62-A	159	Total	C	N	O	S	0	0	0
			1268	805	216	240	7			
1	63-A	159	Total	C	N	O	S	0	0	0
			1268	805	216	240	7			
1	64-A	159	Total	C	N	O	S	0	0	0
			1268	805	216	240	7			
1	65-A	159	Total	C	N	O	S	0	0	0
			1268	805	216	240	7			
1	66-A	159	Total	C	N	O	S	0	0	0
			1268	805	216	240	7			
1	67-A	159	Total	C	N	O	S	0	0	0
			1268	805	216	240	7			
1	68-A	159	Total	C	N	O	S	0	0	0
			1268	805	216	240	7			
1	69-A	159	Total	C	N	O	S	0	0	0
			1268	805	216	240	7			
1	70-A	159	Total	C	N	O	S	0	0	0
			1268	805	216	240	7			
1	71-A	159	Total	C	N	O	S	0	0	0
			1268	805	216	240	7			
1	72-A	159	Total	C	N	O	S	0	0	0
			1268	805	216	240	7			
1	73-A	159	Total	C	N	O	S	0	0	0
			1268	805	216	240	7			
1	74-A	159	Total	C	N	O	S	0	0	0
			1268	805	216	240	7			
1	75-A	159	Total	C	N	O	S	0	0	0
			1268	805	216	240	7			
1	76-A	159	Total	C	N	O	S	0	0	0
			1268	805	216	240	7			
1	77-A	159	Total	C	N	O	S	0	0	0
			1268	805	216	240	7			
1	78-A	159	Total	C	N	O	S	0	0	0
			1268	805	216	240	7			
1	79-A	159	Total	C	N	O	S	0	0	0
			1268	805	216	240	7			

Continued on next page...

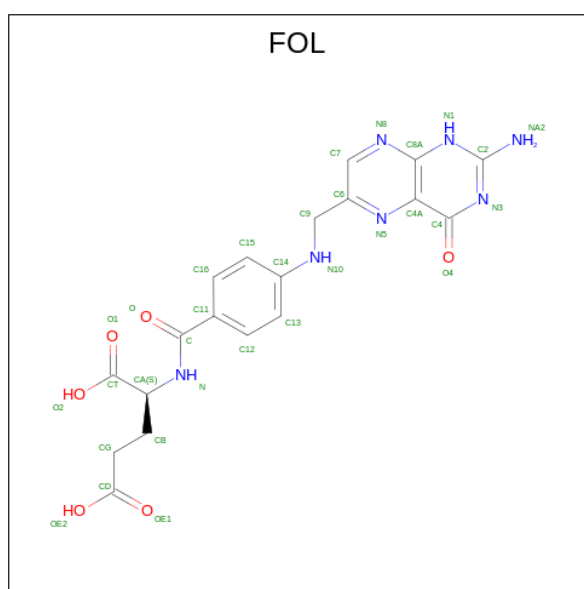
Continued from previous page...

Mol	Chain	Residues	Atoms					ZeroOcc	AltConf	Trace
			Total	C	N	O	S			
1	80-A	159	1268	805	216	240	7	0	0	0

There is a discrepancy between the modelled and reference sequences:

Chain	Residue	Modelled	Actual	Comment	Reference
A	37	ASP	ASN	conflict	UNP P0ABQ4

- Molecule 2 is FOLIC ACID (three-letter code: FOL) (formula: C₁₉H₁₉N₇O₆) (labeled as "Ligand of Interest" by depositor).



Mol	Chain	Residues	Atoms				ZeroOcc	AltConf
			Total	C	N	O		
2	1-A	1	32	19	7	6	0	0
2	2-A	1	32	19	7	6	0	0
2	3-A	1	32	19	7	6	0	0
2	4-A	1	32	19	7	6	0	0
2	5-A	1	32	19	7	6	0	0
2	6-A	1	32	19	7	6	0	0
2	7-A	1	32	19	7	6	0	0

Continued on next page...

Continued from previous page...

Mol	Chain	Residues	Atoms				ZeroOcc	AltConf
			Total	C	N	O		
2	8-A	1	Total 32	C 19	N 7	O 6	0	0
2	9-A	1	Total 32	C 19	N 7	O 6	0	0
2	10-A	1	Total 32	C 19	N 7	O 6	0	0
2	11-A	1	Total 32	C 19	N 7	O 6	0	0
2	12-A	1	Total 32	C 19	N 7	O 6	0	0
2	13-A	1	Total 32	C 19	N 7	O 6	0	0
2	14-A	1	Total 32	C 19	N 7	O 6	0	0
2	15-A	1	Total 32	C 19	N 7	O 6	0	0
2	16-A	1	Total 32	C 19	N 7	O 6	0	0
2	17-A	1	Total 32	C 19	N 7	O 6	0	0
2	18-A	1	Total 32	C 19	N 7	O 6	0	0
2	19-A	1	Total 32	C 19	N 7	O 6	0	0
2	20-A	1	Total 32	C 19	N 7	O 6	0	0
2	21-A	1	Total 32	C 19	N 7	O 6	0	0
2	22-A	1	Total 32	C 19	N 7	O 6	0	0
2	23-A	1	Total 32	C 19	N 7	O 6	0	0
2	24-A	1	Total 32	C 19	N 7	O 6	0	0
2	25-A	1	Total 32	C 19	N 7	O 6	0	0
2	26-A	1	Total 32	C 19	N 7	O 6	0	0
2	27-A	1	Total 32	C 19	N 7	O 6	0	0
2	28-A	1	Total 32	C 19	N 7	O 6	0	0

Continued on next page...

Continued from previous page...

Mol	Chain	Residues	Atoms				ZeroOcc	AltConf
2	29-A	1	Total	C	N	O	0	0
			32	19	7	6		
2	30-A	1	Total	C	N	O	0	0
			32	19	7	6		
2	31-A	1	Total	C	N	O	0	0
			32	19	7	6		
2	32-A	1	Total	C	N	O	0	0
			32	19	7	6		
2	33-A	1	Total	C	N	O	0	0
			32	19	7	6		
2	34-A	1	Total	C	N	O	0	0
			32	19	7	6		
2	35-A	1	Total	C	N	O	0	0
			32	19	7	6		
2	36-A	1	Total	C	N	O	0	0
			32	19	7	6		
2	37-A	1	Total	C	N	O	0	0
			32	19	7	6		
2	38-A	1	Total	C	N	O	0	0
			32	19	7	6		
2	39-A	1	Total	C	N	O	0	0
			32	19	7	6		
2	40-A	1	Total	C	N	O	0	0
			32	19	7	6		
2	41-A	1	Total	C	N	O	0	0
			32	19	7	6		
2	42-A	1	Total	C	N	O	0	0
			32	19	7	6		
2	43-A	1	Total	C	N	O	0	0
			32	19	7	6		
2	44-A	1	Total	C	N	O	0	0
			32	19	7	6		
2	45-A	1	Total	C	N	O	0	0
			32	19	7	6		
2	46-A	1	Total	C	N	O	0	0
			32	19	7	6		
2	47-A	1	Total	C	N	O	0	0
			32	19	7	6		
2	48-A	1	Total	C	N	O	0	0
			32	19	7	6		
2	49-A	1	Total	C	N	O	0	0
			32	19	7	6		

Continued on next page...

Continued from previous page...

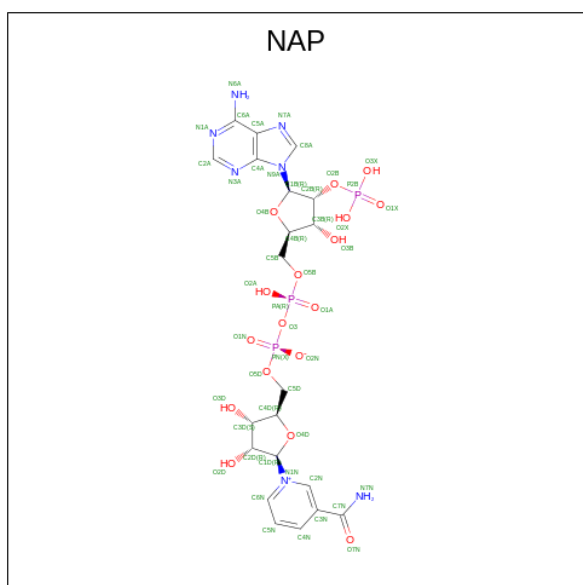
Mol	Chain	Residues	Atoms				ZeroOcc	AltConf
2	50-A	1	Total	C	N	O	0	0
			32	19	7	6		
2	51-A	1	Total	C	N	O	0	0
			32	19	7	6		
2	52-A	1	Total	C	N	O	0	0
			32	19	7	6		
2	53-A	1	Total	C	N	O	0	0
			32	19	7	6		
2	54-A	1	Total	C	N	O	0	0
			32	19	7	6		
2	55-A	1	Total	C	N	O	0	0
			32	19	7	6		
2	56-A	1	Total	C	N	O	0	0
			32	19	7	6		
2	57-A	1	Total	C	N	O	0	0
			32	19	7	6		
2	58-A	1	Total	C	N	O	0	0
			32	19	7	6		
2	59-A	1	Total	C	N	O	0	0
			32	19	7	6		
2	60-A	1	Total	C	N	O	0	0
			32	19	7	6		
2	61-A	1	Total	C	N	O	0	0
			32	19	7	6		
2	62-A	1	Total	C	N	O	0	0
			32	19	7	6		
2	63-A	1	Total	C	N	O	0	0
			32	19	7	6		
2	64-A	1	Total	C	N	O	0	0
			32	19	7	6		
2	65-A	1	Total	C	N	O	0	0
			32	19	7	6		
2	66-A	1	Total	C	N	O	0	0
			32	19	7	6		
2	67-A	1	Total	C	N	O	0	0
			32	19	7	6		
2	68-A	1	Total	C	N	O	0	0
			32	19	7	6		
2	69-A	1	Total	C	N	O	0	0
			32	19	7	6		
2	70-A	1	Total	C	N	O	0	0
			32	19	7	6		

Continued on next page...

Continued from previous page...

Mol	Chain	Residues	Atoms				ZeroOcc	AltConf
2	71-A	1	Total	C	N	O	0	0
			32	19	7	6		
2	72-A	1	Total	C	N	O	0	0
			32	19	7	6		
2	73-A	1	Total	C	N	O	0	0
			32	19	7	6		
2	74-A	1	Total	C	N	O	0	0
			32	19	7	6		
2	75-A	1	Total	C	N	O	0	0
			32	19	7	6		
2	76-A	1	Total	C	N	O	0	0
			32	19	7	6		
2	77-A	1	Total	C	N	O	0	0
			32	19	7	6		
2	78-A	1	Total	C	N	O	0	0
			32	19	7	6		
2	79-A	1	Total	C	N	O	0	0
			32	19	7	6		
2	80-A	1	Total	C	N	O	0	0
			32	19	7	6		

- Molecule 3 is NADP NICOTINAMIDE-ADENINE-DINUCLEOTIDE PHOSPHATE (three-letter code: NAP) (formula: C₂₁H₂₈N₇O₁₇P₃).



Mol	Chain	Residues	Atoms					ZeroOcc	AltConf
3	1-A	1	Total	C	N	O	P	0	0
			48	21	7	17	3		

Continued on next page...

Continued from previous page...

Mol	Chain	Residues	Atoms					ZeroOcc	AltConf
			Total	C	N	O	P		
3	2-A	1	Total 48	C 21	N 7	O 17	P 3	0	0
3	3-A	1	Total 48	C 21	N 7	O 17	P 3	0	0
3	4-A	1	Total 48	C 21	N 7	O 17	P 3	0	0
3	5-A	1	Total 48	C 21	N 7	O 17	P 3	0	0
3	6-A	1	Total 48	C 21	N 7	O 17	P 3	0	0
3	7-A	1	Total 48	C 21	N 7	O 17	P 3	0	0
3	8-A	1	Total 48	C 21	N 7	O 17	P 3	0	0
3	9-A	1	Total 48	C 21	N 7	O 17	P 3	0	0
3	10-A	1	Total 48	C 21	N 7	O 17	P 3	0	0
3	11-A	1	Total 48	C 21	N 7	O 17	P 3	0	0
3	12-A	1	Total 48	C 21	N 7	O 17	P 3	0	0
3	13-A	1	Total 48	C 21	N 7	O 17	P 3	0	0
3	14-A	1	Total 48	C 21	N 7	O 17	P 3	0	0
3	15-A	1	Total 48	C 21	N 7	O 17	P 3	0	0
3	16-A	1	Total 48	C 21	N 7	O 17	P 3	0	0
3	17-A	1	Total 48	C 21	N 7	O 17	P 3	0	0
3	18-A	1	Total 48	C 21	N 7	O 17	P 3	0	0
3	19-A	1	Total 48	C 21	N 7	O 17	P 3	0	0
3	20-A	1	Total 48	C 21	N 7	O 17	P 3	0	0
3	21-A	1	Total 48	C 21	N 7	O 17	P 3	0	0
3	22-A	1	Total 48	C 21	N 7	O 17	P 3	0	0

Continued on next page...

Continued from previous page...

Mol	Chain	Residues	Atoms					ZeroOcc	AltConf
			Total	C	N	O	P		
3	23-A	1	Total 48	C 21	N 7	O 17	P 3	0	0
3	24-A	1	Total 48	C 21	N 7	O 17	P 3	0	0
3	25-A	1	Total 48	C 21	N 7	O 17	P 3	0	0
3	26-A	1	Total 48	C 21	N 7	O 17	P 3	0	0
3	27-A	1	Total 48	C 21	N 7	O 17	P 3	0	0
3	28-A	1	Total 48	C 21	N 7	O 17	P 3	0	0
3	29-A	1	Total 48	C 21	N 7	O 17	P 3	0	0
3	30-A	1	Total 48	C 21	N 7	O 17	P 3	0	0
3	31-A	1	Total 48	C 21	N 7	O 17	P 3	0	0
3	32-A	1	Total 48	C 21	N 7	O 17	P 3	0	0
3	33-A	1	Total 48	C 21	N 7	O 17	P 3	0	0
3	34-A	1	Total 48	C 21	N 7	O 17	P 3	0	0
3	35-A	1	Total 48	C 21	N 7	O 17	P 3	0	0
3	36-A	1	Total 48	C 21	N 7	O 17	P 3	0	0
3	37-A	1	Total 48	C 21	N 7	O 17	P 3	0	0
3	38-A	1	Total 48	C 21	N 7	O 17	P 3	0	0
3	39-A	1	Total 48	C 21	N 7	O 17	P 3	0	0
3	40-A	1	Total 48	C 21	N 7	O 17	P 3	0	0
3	41-A	1	Total 48	C 21	N 7	O 17	P 3	0	0
3	42-A	1	Total 48	C 21	N 7	O 17	P 3	0	0
3	43-A	1	Total 48	C 21	N 7	O 17	P 3	0	0

Continued on next page...

Continued from previous page...

Mol	Chain	Residues	Atoms					ZeroOcc	AltConf
3	44-A	1	Total	C	N	O	P	0	0
			48	21	7	17	3		
3	45-A	1	Total	C	N	O	P	0	0
			48	21	7	17	3		
3	46-A	1	Total	C	N	O	P	0	0
			48	21	7	17	3		
3	47-A	1	Total	C	N	O	P	0	0
			48	21	7	17	3		
3	48-A	1	Total	C	N	O	P	0	0
			48	21	7	17	3		
3	49-A	1	Total	C	N	O	P	0	0
			48	21	7	17	3		
3	50-A	1	Total	C	N	O	P	0	0
			48	21	7	17	3		
3	51-A	1	Total	C	N	O	P	0	0
			48	21	7	17	3		
3	52-A	1	Total	C	N	O	P	0	0
			48	21	7	17	3		
3	53-A	1	Total	C	N	O	P	0	0
			48	21	7	17	3		
3	54-A	1	Total	C	N	O	P	0	0
			48	21	7	17	3		
3	55-A	1	Total	C	N	O	P	0	0
			48	21	7	17	3		
3	56-A	1	Total	C	N	O	P	0	0
			48	21	7	17	3		
3	57-A	1	Total	C	N	O	P	0	0
			48	21	7	17	3		
3	58-A	1	Total	C	N	O	P	0	0
			48	21	7	17	3		
3	59-A	1	Total	C	N	O	P	0	0
			48	21	7	17	3		
3	60-A	1	Total	C	N	O	P	0	0
			48	21	7	17	3		
3	61-A	1	Total	C	N	O	P	0	0
			48	21	7	17	3		
3	62-A	1	Total	C	N	O	P	0	0
			48	21	7	17	3		
3	63-A	1	Total	C	N	O	P	0	0
			48	21	7	17	3		
3	64-A	1	Total	C	N	O	P	0	0
			48	21	7	17	3		

Continued on next page...

Continued from previous page...

Mol	Chain	Residues	Atoms					ZeroOcc	AltConf
3	65-A	1	Total	C	N	O	P	0	0
			48	21	7	17	3		
3	66-A	1	Total	C	N	O	P	0	0
			48	21	7	17	3		
3	67-A	1	Total	C	N	O	P	0	0
			48	21	7	17	3		
3	68-A	1	Total	C	N	O	P	0	0
			48	21	7	17	3		
3	69-A	1	Total	C	N	O	P	0	0
			48	21	7	17	3		
3	70-A	1	Total	C	N	O	P	0	0
			48	21	7	17	3		
3	71-A	1	Total	C	N	O	P	0	0
			48	21	7	17	3		
3	72-A	1	Total	C	N	O	P	0	0
			48	21	7	17	3		
3	73-A	1	Total	C	N	O	P	0	0
			48	21	7	17	3		
3	74-A	1	Total	C	N	O	P	0	0
			48	21	7	17	3		
3	75-A	1	Total	C	N	O	P	0	0
			48	21	7	17	3		
3	76-A	1	Total	C	N	O	P	0	0
			48	21	7	17	3		
3	77-A	1	Total	C	N	O	P	0	0
			48	21	7	17	3		
3	78-A	1	Total	C	N	O	P	0	0
			48	21	7	17	3		
3	79-A	1	Total	C	N	O	P	0	0
			48	21	7	17	3		
3	80-A	1	Total	C	N	O	P	0	0
			48	21	7	17	3		

- Molecule 4 is water.

Mol	Chain	Residues	Atoms		ZeroOcc	AltConf
4	1-A	79	Total	O	0	0
			79	79		
4	2-A	68	Total	O	0	0
			68	68		
4	3-A	63	Total	O	0	0
			63	63		

Continued on next page...

Continued from previous page...

Mol	Chain	Residues	Atoms	ZeroOcc	AltConf
4	4-A	67	Total O 67 67	0	0
4	5-A	67	Total O 67 67	0	0
4	6-A	60	Total O 60 60	0	0
4	7-A	61	Total O 61 61	0	0
4	8-A	61	Total O 61 61	0	0
4	9-A	59	Total O 59 59	0	0
4	10-A	57	Total O 57 57	0	0
4	11-A	72	Total O 72 72	0	0
4	12-A	76	Total O 76 76	0	0
4	13-A	75	Total O 75 75	0	0
4	14-A	72	Total O 72 72	0	0
4	15-A	65	Total O 65 65	0	0
4	16-A	64	Total O 64 64	0	0
4	17-A	72	Total O 72 72	0	0
4	18-A	73	Total O 73 73	0	0
4	19-A	76	Total O 76 76	0	0
4	20-A	57	Total O 57 57	0	0
4	21-A	67	Total O 67 67	0	0
4	22-A	69	Total O 69 69	0	0
4	23-A	71	Total O 71 71	0	0
4	24-A	65	Total O 65 65	0	0

Continued on next page...

Continued from previous page...

Mol	Chain	Residues	Atoms	ZeroOcc	AltConf
4	25-A	61	Total O 61 61	0	0
4	26-A	53	Total O 53 53	0	0
4	27-A	67	Total O 67 67	0	0
4	28-A	74	Total O 74 74	0	0
4	29-A	80	Total O 80 80	0	0
4	30-A	72	Total O 72 72	0	0
4	31-A	76	Total O 76 76	0	0
4	32-A	72	Total O 72 72	0	0
4	33-A	70	Total O 70 70	0	0
4	34-A	62	Total O 62 62	0	0
4	35-A	52	Total O 52 52	0	0
4	36-A	62	Total O 62 62	0	0
4	37-A	66	Total O 66 66	0	0
4	38-A	76	Total O 76 76	0	0
4	39-A	72	Total O 72 72	0	0
4	40-A	75	Total O 75 75	0	0
4	41-A	72	Total O 72 72	0	0
4	42-A	66	Total O 66 66	0	0
4	43-A	65	Total O 65 65	0	0
4	44-A	65	Total O 65 65	0	0
4	45-A	69	Total O 69 69	0	0

Continued on next page...

Continued from previous page...

Mol	Chain	Residues	Atoms	ZeroOcc	AltConf
4	46-A	62	Total O 62 62	0	0
4	47-A	63	Total O 63 63	0	0
4	48-A	80	Total O 80 80	0	0
4	49-A	74	Total O 74 74	0	0
4	50-A	70	Total O 70 70	0	0
4	51-A	69	Total O 69 69	0	0
4	52-A	68	Total O 68 68	0	0
4	53-A	63	Total O 63 63	0	0
4	54-A	70	Total O 70 70	0	0
4	55-A	75	Total O 75 75	0	0
4	56-A	76	Total O 76 76	0	0
4	57-A	72	Total O 72 72	0	0
4	58-A	76	Total O 76 76	0	0
4	59-A	71	Total O 71 71	0	0
4	60-A	75	Total O 75 75	0	0
4	61-A	48	Total O 48 48	0	0
4	62-A	52	Total O 52 52	0	0
4	63-A	72	Total O 72 72	0	0
4	64-A	73	Total O 73 73	0	0
4	65-A	74	Total O 74 74	0	0
4	66-A	62	Total O 62 62	0	0

Continued on next page...

Continued from previous page...

Mol	Chain	Residues	Atoms		ZeroOcc	AltConf
4	67-A	56	Total 56	O 56	0	0
4	68-A	56	Total 56	O 56	0	0
4	69-A	64	Total 64	O 64	0	0
4	70-A	69	Total 69	O 69	0	0
4	71-A	65	Total 65	O 65	0	0
4	72-A	71	Total 71	O 71	0	0
4	73-A	65	Total 65	O 65	0	0
4	74-A	63	Total 63	O 63	0	0
4	75-A	64	Total 64	O 64	0	0
4	76-A	61	Total 61	O 61	0	0
4	77-A	71	Total 71	O 71	0	0
4	78-A	71	Total 71	O 71	0	0
4	79-A	76	Total 76	O 76	0	0
4	80-A	71	Total 71	O 71	0	0

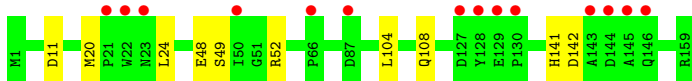
3 Residue-property plots [i](#)

These plots are drawn for all protein, RNA, DNA and oligosaccharide chains in the entry. The first graphic for a chain summarises the proportions of the various outlier classes displayed in the second graphic. The second graphic shows the sequence view annotated by issues in geometry and electron density. Residues are color-coded according to the number of geometric quality criteria for which they contain at least one outlier: green = 0, yellow = 1, orange = 2 and red = 3 or more. A red dot above a residue indicates a poor fit to the electron density ($RSRZ > 2$). Stretches of 2 or more consecutive residues without any outlier are shown as a green connector. Residues present in the sample, but not in the model, are shown in grey.

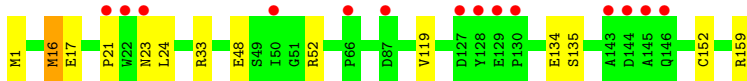
- Molecule 1: Dihydrofolate reductase



- Molecule 1: Dihydrofolate reductase



- Molecule 1: Dihydrofolate reductase



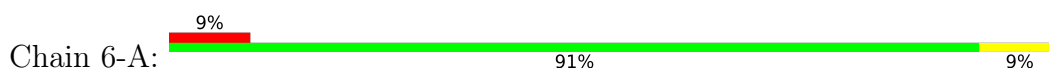
- Molecule 1: Dihydrofolate reductase



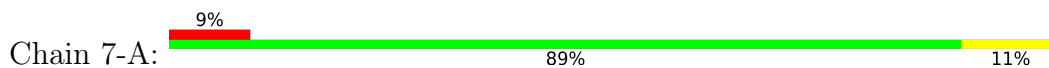
- Molecule 1: Dihydrofolate reductase



- Molecule 1: Dihydrofolate reductase



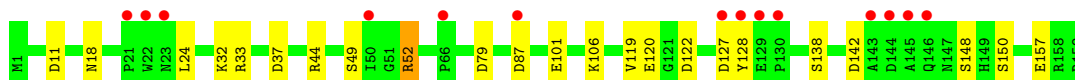
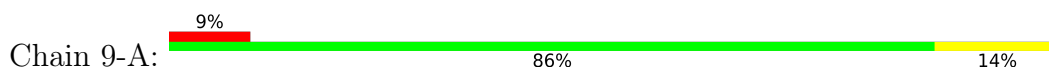
- Molecule 1: Dihydrofolate reductase



- Molecule 1: Dihydrofolate reductase



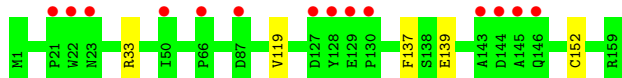
- Molecule 1: Dihydrofolate reductase



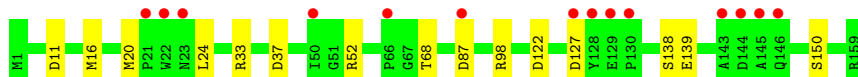
- Molecule 1: Dihydrofolate reductase



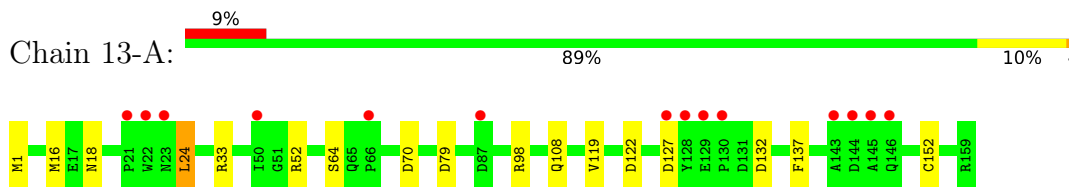
- Molecule 1: Dihydrofolate reductase



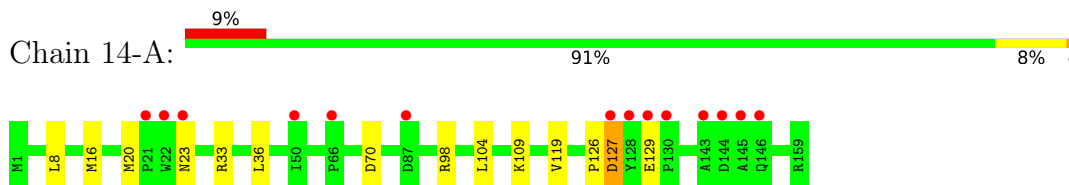
- Molecule 1: Dihydrofolate reductase



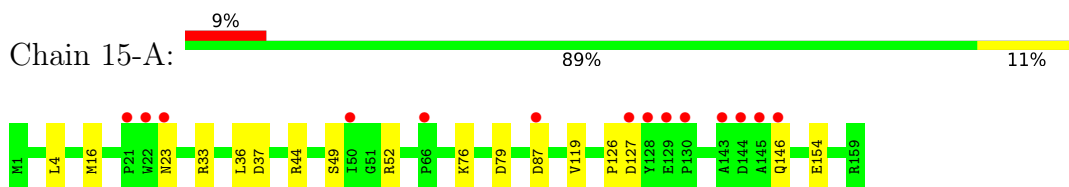
- Molecule 1: Dihydrofolate reductase



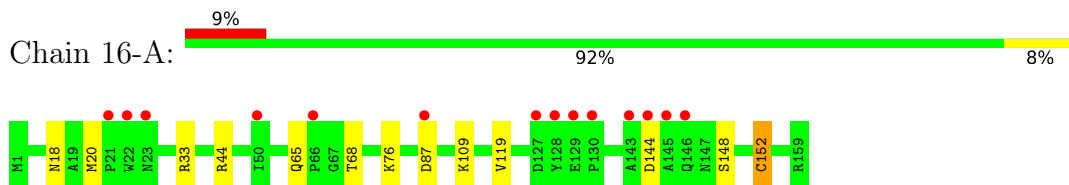
- Molecule 1: Dihydrofolate reductase



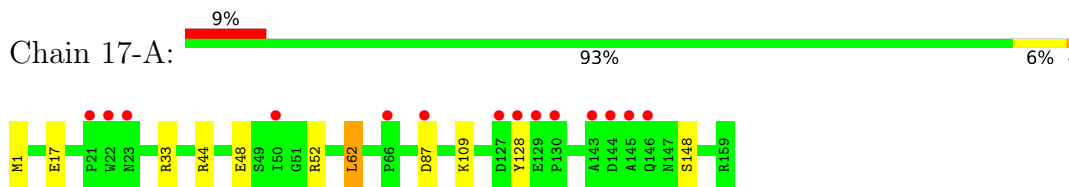
- Molecule 1: Dihydrofolate reductase



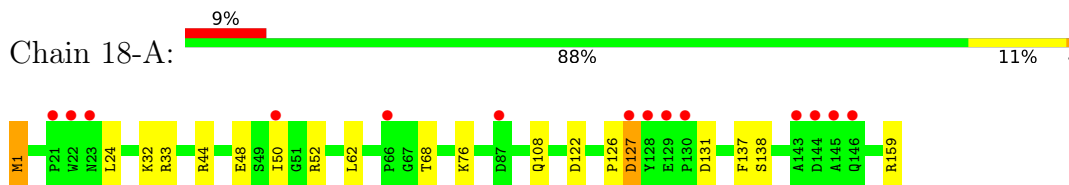
- Molecule 1: Dihydrofolate reductase



- Molecule 1: Dihydrofolate reductase



- Molecule 1: Dihydrofolate reductase

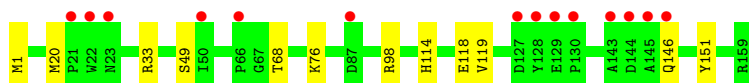


- Molecule 1: Dihydrofolate reductase

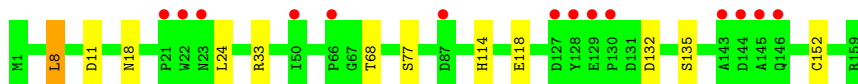




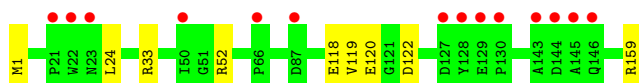
- Molecule 1: Dihydrofolate reductase



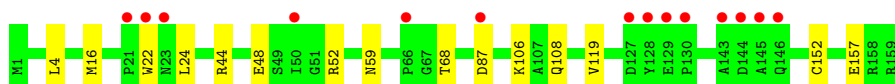
- Molecule 1: Dihydrofolate reductase



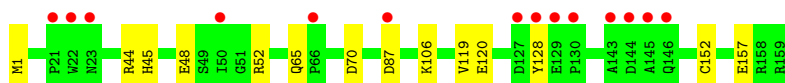
- Molecule 1: Dihydrofolate reductase



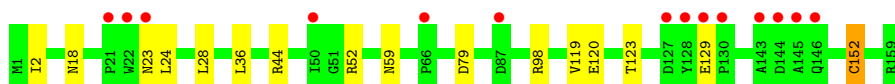
- Molecule 1: Dihydrofolate reductase



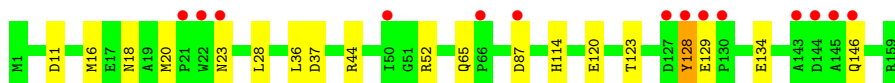
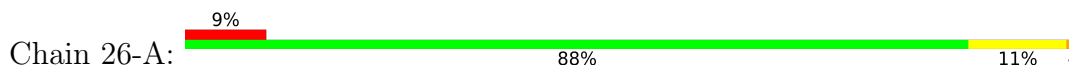
- Molecule 1: Dihydrofolate reductase



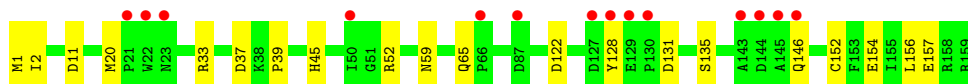
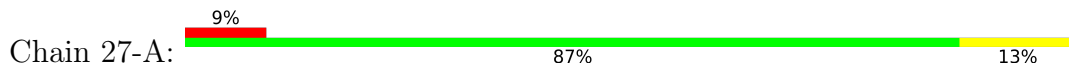
- Molecule 1: Dihydrofolate reductase



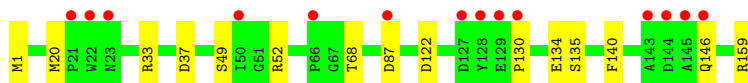
- Molecule 1: Dihydrofolate reductase



• Molecule 1: Dihydrofolate reductase



• Molecule 1: Dihydrofolate reductase



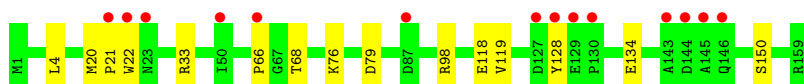
• Molecule 1: Dihydrofolate reductase



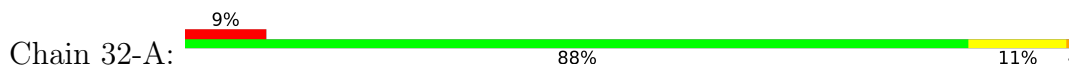
• Molecule 1: Dihydrofolate reductase



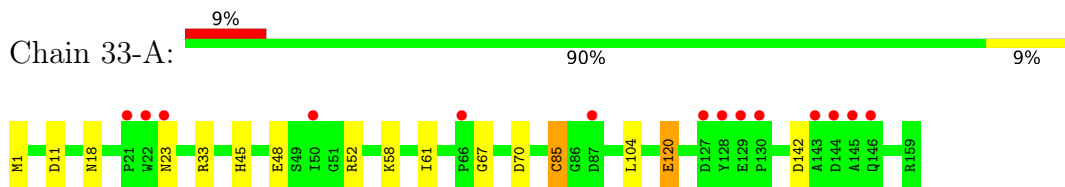
• Molecule 1: Dihydrofolate reductase



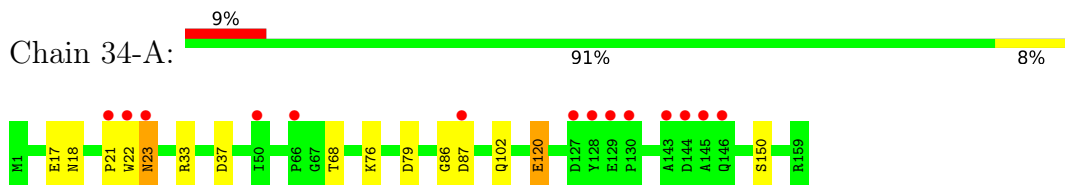
• Molecule 1: Dihydrofolate reductase



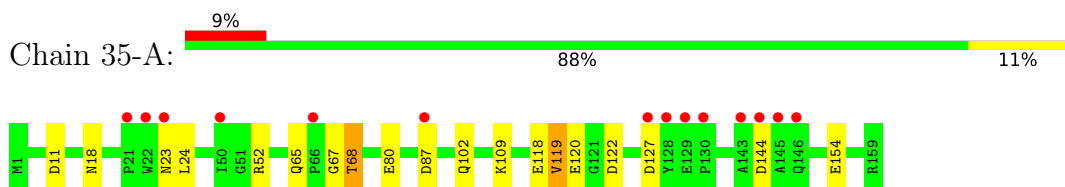
- Molecule 1: Dihydrofolate reductase



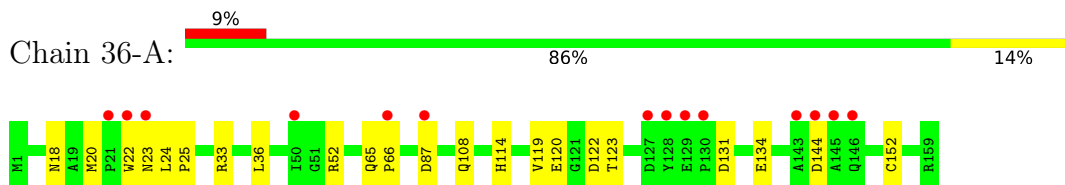
- Molecule 1: Dihydrofolate reductase



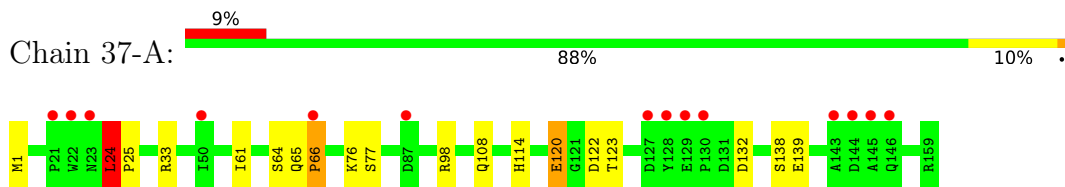
- Molecule 1: Dihydrofolate reductase



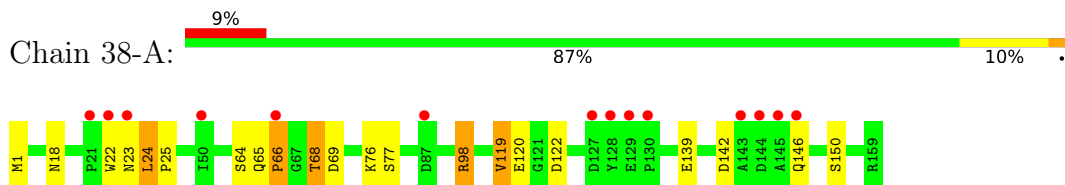
- Molecule 1: Dihydrofolate reductase



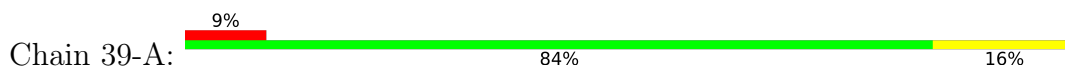
- Molecule 1: Dihydrofolate reductase

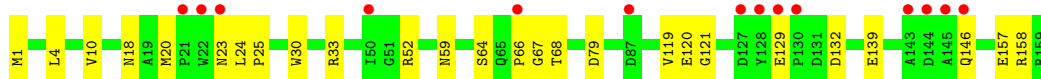


- Molecule 1: Dihydrofolate reductase

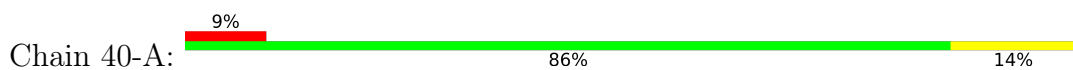


- Molecule 1: Dihydrofolate reductase

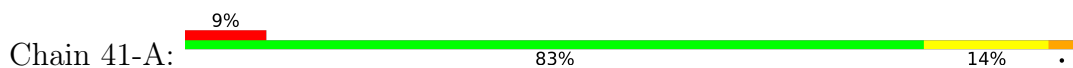




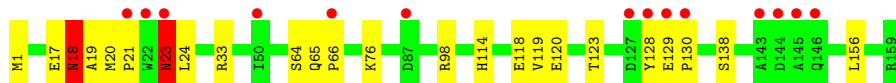
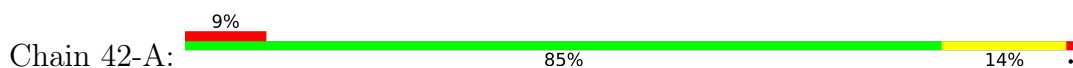
- Molecule 1: Dihydrofolate reductase



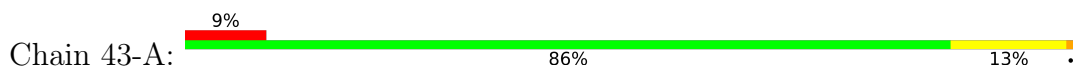
- Molecule 1: Dihydrofolate reductase



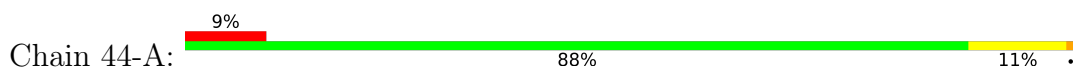
- Molecule 1: Dihydrofolate reductase



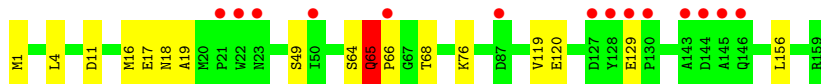
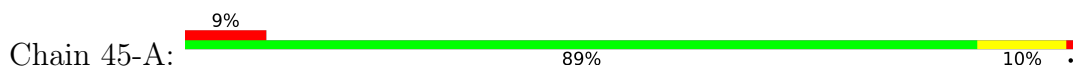
- Molecule 1: Dihydrofolate reductase



- Molecule 1: Dihydrofolate reductase



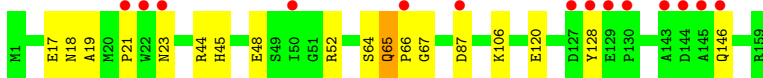
- Molecule 1: Dihydrofolate reductase



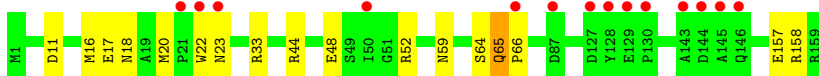
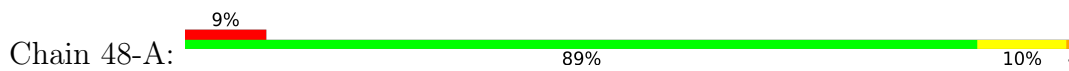
- Molecule 1: Dihydrofolate reductase



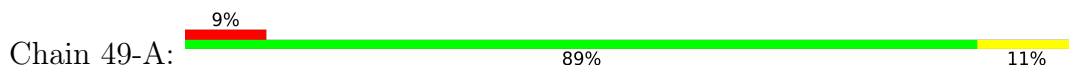
• Molecule 1: Dihydrofolate reductase



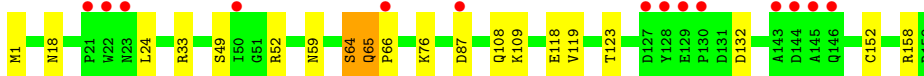
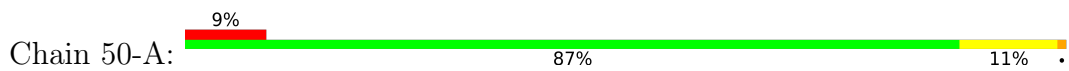
• Molecule 1: Dihydrofolate reductase



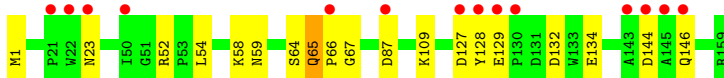
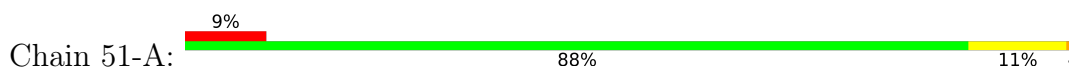
• Molecule 1: Dihydrofolate reductase



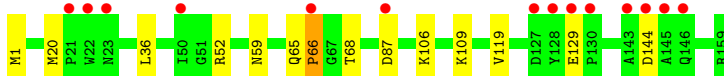
• Molecule 1: Dihydrofolate reductase



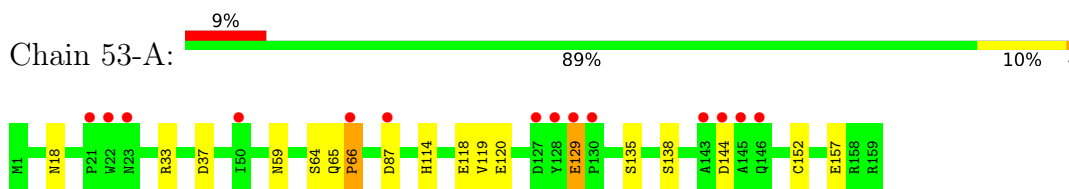
• Molecule 1: Dihydrofolate reductase



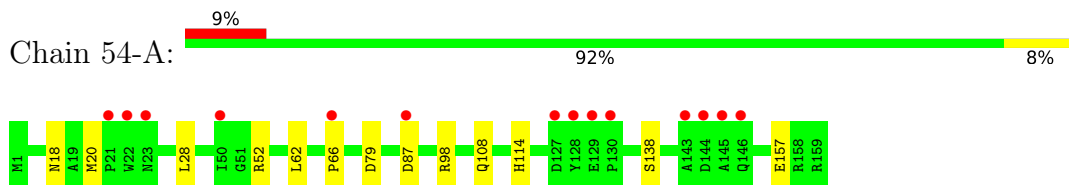
• Molecule 1: Dihydrofolate reductase



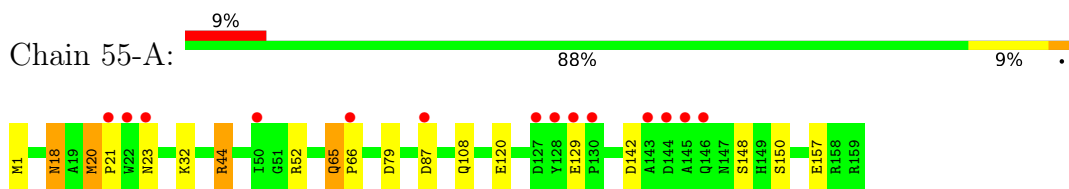
- Molecule 1: Dihydrofolate reductase



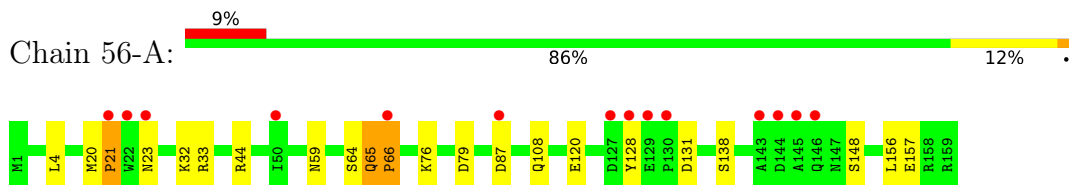
- Molecule 1: Dihydrofolate reductase



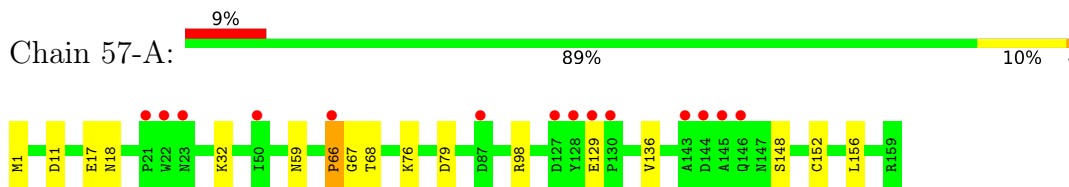
- Molecule 1: Dihydrofolate reductase



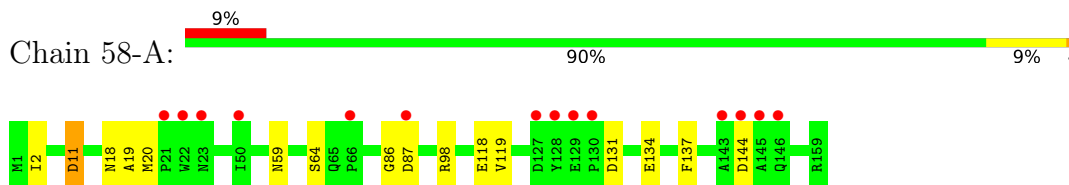
- Molecule 1: Dihydrofolate reductase



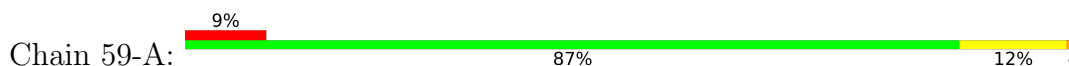
- Molecule 1: Dihydrofolate reductase



- Molecule 1: Dihydrofolate reductase



- Molecule 1: Dihydrofolate reductase

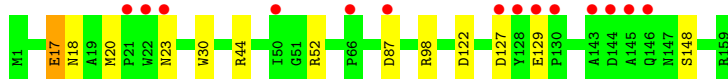




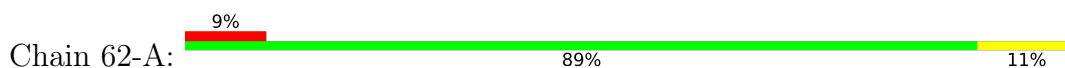
- Molecule 1: Dihydrofolate reductase



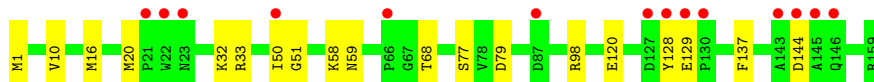
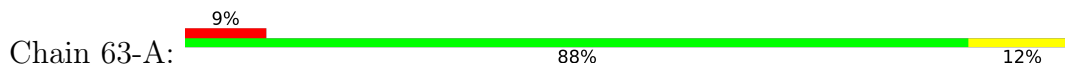
- Molecule 1: Dihydrofolate reductase



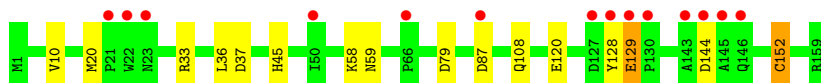
- Molecule 1: Dihydrofolate reductase



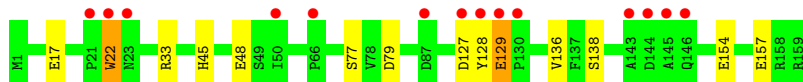
- Molecule 1: Dihydrofolate reductase



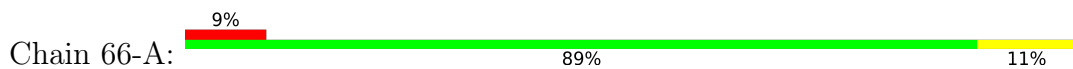
- Molecule 1: Dihydrofolate reductase



- Molecule 1: Dihydrofolate reductase



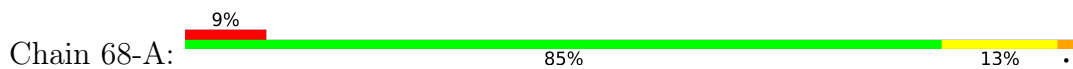
- Molecule 1: Dihydrofolate reductase



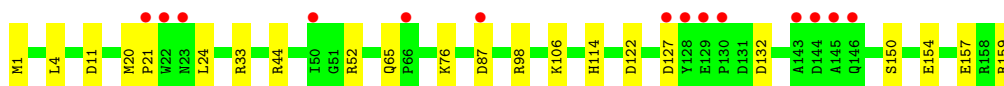
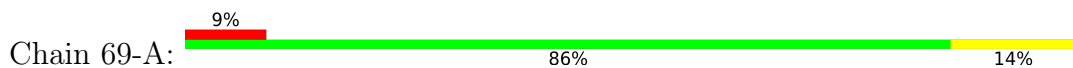
• Molecule 1: Dihydrofolate reductase



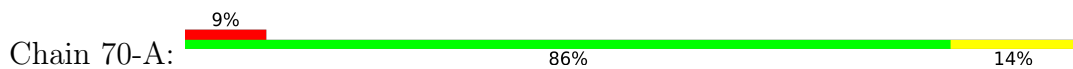
• Molecule 1: Dihydrofolate reductase



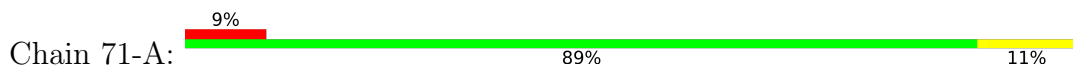
• Molecule 1: Dihydrofolate reductase



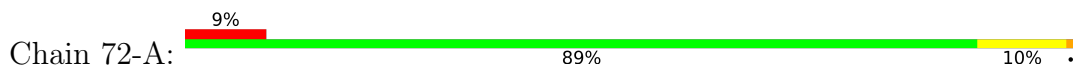
• Molecule 1: Dihydrofolate reductase



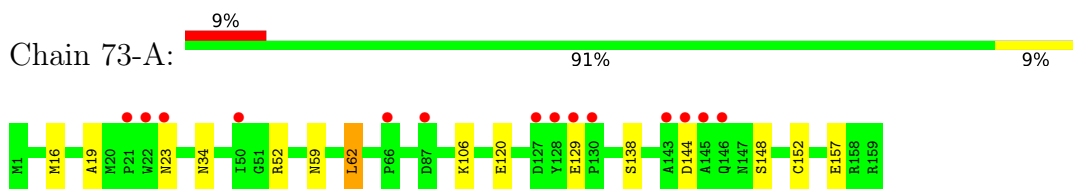
• Molecule 1: Dihydrofolate reductase



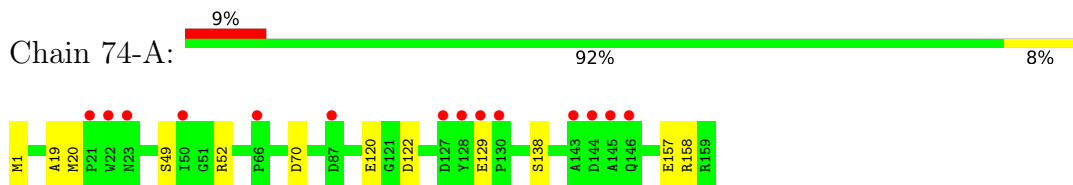
• Molecule 1: Dihydrofolate reductase



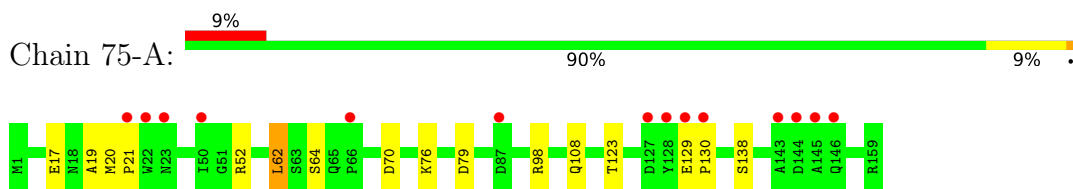
- Molecule 1: Dihydrofolate reductase



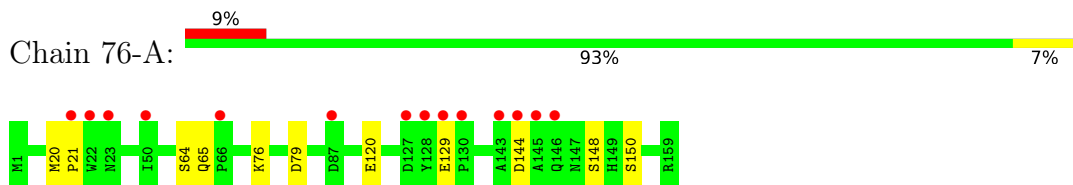
- Molecule 1: Dihydrofolate reductase



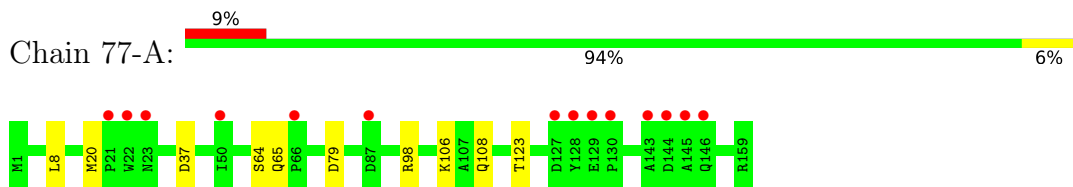
- Molecule 1: Dihydrofolate reductase



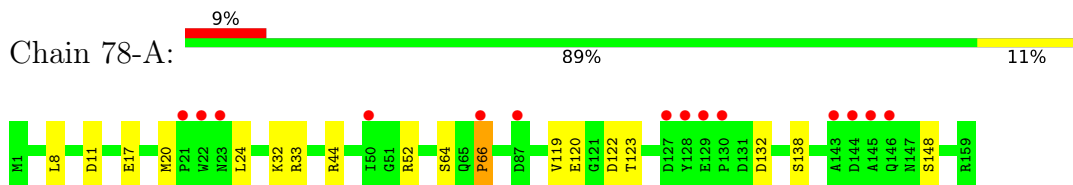
- Molecule 1: Dihydrofolate reductase



- Molecule 1: Dihydrofolate reductase



- Molecule 1: Dihydrofolate reductase

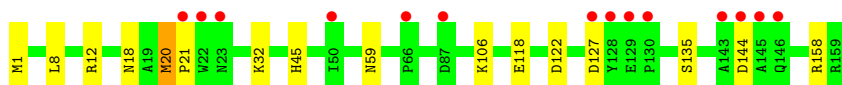
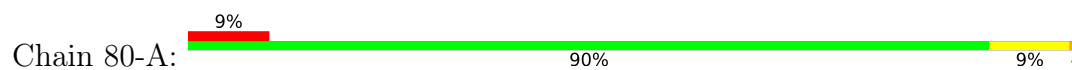


- Molecule 1: Dihydrofolate reductase





- Molecule 1: Dihydrofolate reductase



4 Data and refinement statistics

Property	Value	Source
Space group	P 21 21 21	Depositor
Cell constants a, b, c, α , β , γ	34.10Å 45.59Å 99.11Å 90.00° 90.00° 90.00°	Depositor
Resolution (Å)	27.31 – 1.65 27.31 – 1.65	Depositor EDS
% Data completeness (in resolution range)	91.8 (27.31-1.65) 91.3 (27.31-1.65)	Depositor EDS
R_{merge}	0.04	Depositor
R_{sym}	(Not available)	Depositor
$\langle I/\sigma(I) \rangle$ ¹	2.97 (at 1.65Å)	Xtrriage
Refinement program	PHENIX (phenix.ensemble_refinement:1.13rc2_2986)	Depositor
R, R_{free}	0.135 , 0.171 0.147 , 0.176	Depositor DCC
R_{free} test set	904 reflections (5.11%)	wwPDB-VP
Wilson B-factor (Å ²)	13.5	Xtrriage
Anisotropy	0.047	Xtrriage
Bulk solvent k_{sol} (e/Å ³), B_{sol} (Å ²)	0.22 , 588.4	EDS
L-test for twinning ²	$\langle L \rangle = 0.50$, $\langle L^2 \rangle = 0.34$	Xtrriage
Estimated twinning fraction	No twinning to report.	Xtrriage
F_o, F_c correlation	0.96	EDS
Total number of atoms	113251	wwPDB-VP
Average B, all atoms (Å ²)	13.0	wwPDB-VP

Xtrriage's analysis on translational NCS is as follows: *The largest off-origin peak in the Patterson function is 12.25% of the height of the origin peak. No significant pseudotranslation is detected.*

¹Intensities estimated from amplitudes.

²Theoretical values of $\langle |L| \rangle$, $\langle L^2 \rangle$ for acentric reflections are 0.5, 0.333 respectively for untwinned datasets, and 0.375, 0.2 for perfectly twinned datasets.

5 Model quality

5.1 Standard geometry

Bond lengths and bond angles in the following residue types are not validated in this section: FOL, NAP

The Z score for a bond length (or angle) is the number of standard deviations the observed value is removed from the expected value. A bond length (or angle) with $|Z| > 5$ is considered an outlier worth inspection. RMSZ is the root-mean-square of all Z scores of the bond lengths (or angles).

Mol	Chain	Bond lengths		Bond angles	
		RMSZ	# Z >5	RMSZ	# Z >5
1	1-A	0.46	0/1302	0.68	0/1770
1	2-A	0.44	0/1302	0.66	0/1770
1	3-A	0.50	0/1302	0.69	3/1770 (0.2%)
1	4-A	0.46	0/1302	0.62	0/1770
1	5-A	0.43	0/1302	0.64	0/1770
1	6-A	0.41	0/1302	0.63	1/1770 (0.1%)
1	7-A	0.42	0/1302	0.66	1/1770 (0.1%)
1	8-A	0.46	1/1302 (0.1%)	0.66	1/1770 (0.1%)
1	9-A	0.45	0/1302	0.69	1/1770 (0.1%)
1	10-A	0.45	0/1302	0.66	0/1770
1	11-A	0.47	1/1302 (0.1%)	0.64	0/1770
1	12-A	0.41	0/1302	0.64	0/1770
1	13-A	0.47	1/1302 (0.1%)	0.70	2/1770 (0.1%)
1	14-A	0.45	0/1302	0.65	0/1770
1	15-A	0.40	0/1302	0.64	0/1770
1	16-A	0.43	1/1302 (0.1%)	0.64	0/1770
1	17-A	0.42	0/1302	0.64	1/1770 (0.1%)
1	18-A	0.49	1/1302 (0.1%)	0.69	2/1770 (0.1%)
1	19-A	0.43	0/1302	0.63	0/1770
1	20-A	0.40	0/1302	0.63	0/1770
1	21-A	0.44	0/1302	0.63	1/1770 (0.1%)
1	22-A	0.39	0/1302	0.61	0/1770
1	23-A	0.46	1/1302 (0.1%)	0.66	1/1770 (0.1%)
1	24-A	0.44	0/1302	0.65	1/1770 (0.1%)
1	25-A	0.48	1/1302 (0.1%)	0.64	1/1770 (0.1%)
1	26-A	0.41	0/1302	0.63	0/1770
1	27-A	0.41	0/1302	0.63	0/1770
1	28-A	0.43	0/1302	0.66	0/1770
1	29-A	0.42	0/1302	0.62	0/1770
1	30-A	0.42	0/1302	0.65	0/1770
1	31-A	0.43	0/1302	0.66	0/1770
1	32-A	0.42	0/1302	0.68	0/1770

Mol	Chain	Bond lengths		Bond angles	
		RMSZ	# Z >5	RMSZ	# Z >5
1	33-A	0.48	1/1302 (0.1%)	0.68	1/1770 (0.1%)
1	34-A	0.44	0/1302	0.68	0/1770
1	35-A	0.44	0/1302	0.66	1/1770 (0.1%)
1	36-A	0.42	0/1302	0.64	0/1770
1	37-A	0.43	0/1302	0.69	2/1770 (0.1%)
1	38-A	0.49	1/1302 (0.1%)	0.75	2/1770 (0.1%)
1	39-A	0.44	0/1302	0.70	0/1770
1	40-A	0.46	1/1302 (0.1%)	0.71	1/1770 (0.1%)
1	41-A	0.44	0/1302	0.69	0/1770
1	42-A	0.44	0/1302	0.67	0/1770
1	43-A	0.46	0/1302	0.68	0/1770
1	44-A	0.44	0/1302	0.68	0/1770
1	45-A	0.44	0/1302	0.67	0/1770
1	46-A	0.47	0/1302	0.67	1/1770 (0.1%)
1	47-A	0.45	0/1302	0.66	0/1770
1	48-A	0.47	1/1302 (0.1%)	0.64	0/1770
1	49-A	0.45	0/1302	0.66	0/1770
1	50-A	0.44	0/1302	0.67	0/1770
1	51-A	0.42	0/1302	0.63	0/1770
1	52-A	0.42	0/1302	0.67	1/1770 (0.1%)
1	53-A	0.46	0/1302	0.67	0/1770
1	54-A	0.43	0/1302	0.64	0/1770
1	55-A	0.42	0/1302	0.68	1/1770 (0.1%)
1	56-A	0.44	0/1302	0.69	0/1770
1	57-A	0.42	0/1302	0.66	1/1770 (0.1%)
1	58-A	0.44	0/1302	0.65	0/1770
1	59-A	0.44	0/1302	0.63	0/1770
1	60-A	0.45	1/1302 (0.1%)	0.64	0/1770
1	61-A	0.44	0/1302	0.66	0/1770
1	62-A	0.39	0/1302	0.61	0/1770
1	63-A	0.50	1/1302 (0.1%)	0.70	2/1770 (0.1%)
1	64-A	0.45	0/1302	0.69	1/1770 (0.1%)
1	65-A	0.45	0/1302	0.67	0/1770
1	66-A	0.46	0/1302	0.68	1/1770 (0.1%)
1	67-A	0.44	0/1302	0.67	0/1770
1	68-A	0.54	2/1302 (0.2%)	0.73	2/1770 (0.1%)
1	69-A	0.41	0/1302	0.65	1/1770 (0.1%)
1	70-A	0.43	0/1302	0.64	0/1770
1	71-A	0.44	0/1302	0.65	1/1770 (0.1%)
1	72-A	0.43	0/1302	0.65	1/1770 (0.1%)
1	73-A	0.45	0/1302	0.72	2/1770 (0.1%)
1	74-A	0.42	0/1302	0.66	0/1770
1	75-A	0.40	0/1302	0.70	1/1770 (0.1%)

Mol	Chain	Bond lengths		Bond angles	
		RMSZ	# Z >5	RMSZ	# Z >5
1	76-A	0.43	0/1302	0.65	0/1770
1	77-A	0.45	0/1302	0.66	1/1770 (0.1%)
1	78-A	0.43	0/1302	0.68	0/1770
1	79-A	0.43	0/1302	0.66	0/1770
1	80-A	0.44	0/1302	0.65	0/1770
All	All	0.44	15/104160 (0.0%)	0.66	40/141600 (0.0%)

Chiral center outliers are detected by calculating the chiral volume of a chiral center and verifying if the center is modelled as a planar moiety or with the opposite hand. A planarity outlier is detected by checking planarity of atoms in a peptide group, atoms in a mainchain group or atoms of a sidechain that are expected to be planar.

Mol	Chain	#Chirality outliers	#Planarity outliers
1	1-A	0	1
1	8-A	0	2
1	10-A	0	1
1	14-A	0	1
1	18-A	0	1
1	20-A	0	1
1	23-A	0	1
1	27-A	0	1
1	29-A	0	1
1	35-A	0	1
1	36-A	0	3
1	37-A	0	1
1	38-A	0	2
1	39-A	0	1
1	41-A	0	2
1	42-A	0	3
1	43-A	0	3
1	44-A	0	2
1	45-A	0	2
1	46-A	0	1
1	47-A	0	1
1	53-A	0	1
1	56-A	0	3
1	57-A	0	2
1	58-A	0	2
1	60-A	0	2
1	65-A	0	2
1	70-A	0	1
1	75-A	0	1

Continued on next page...

Continued from previous page...

Mol	Chain	#Chirality outliers	#Planarity outliers
1	76-A	0	1
1	80-A	0	1
All	All	0	48

All (15) bond length outliers are listed below:

Mol	Chain	Res	Type	Atoms	Z	Observed(Å)	Ideal(Å)
1	25-A	152	CYS	CB-SG	7.93	1.95	1.82
1	11-A	152	CYS	CB-SG	-7.50	1.69	1.82
1	68-A	12	ARG	CG-CD	-7.00	1.34	1.51
1	38-A	98	ARG	CG-CD	-6.70	1.35	1.51
1	68-A	134	GLU	CG-CD	6.28	1.61	1.51
1	18-A	1	MET	CG-SD	-6.05	1.65	1.81
1	16-A	152	CYS	CB-SG	5.86	1.92	1.82
1	33-A	85	CYS	CB-SG	-5.82	1.72	1.81
1	8-A	16	MET	CG-SD	5.61	1.95	1.81
1	23-A	119	VAL	CB-CG2	-5.59	1.41	1.52
1	63-A	32	LYS	CB-CG	-5.53	1.37	1.52
1	60-A	152	CYS	CB-SG	5.18	1.91	1.82
1	48-A	17	GLU	CG-CD	5.14	1.59	1.51
1	40-A	152	CYS	CB-SG	5.14	1.91	1.82
1	13-A	152	CYS	CB-SG	5.03	1.90	1.82

All (40) bond angle outliers are listed below:

Mol	Chain	Res	Type	Atoms	Z	Observed(°)	Ideal(°)
1	68-A	1	MET	CG-SD-CE	9.96	116.14	100.20
1	38-A	24	LEU	CA-CB-CG	8.55	134.96	115.30
1	3-A	16	MET	CG-SD-CE	8.12	113.20	100.20
1	71-A	28	LEU	CA-CB-CG	-7.43	98.20	115.30
1	68-A	12	ARG	CB-CG-CD	7.35	130.72	111.60
1	40-A	24	LEU	CA-CB-CG	6.90	131.17	115.30
1	3-A	16	MET	CA-CB-CG	-6.69	101.92	113.30
1	63-A	98	ARG	NE-CZ-NH2	-6.32	117.14	120.30
1	18-A	1	MET	CB-CG-SD	6.28	131.22	112.40
1	33-A	85	CYS	C-N-CA	6.17	135.26	122.30
1	37-A	24	LEU	CA-CB-CG	6.09	129.30	115.30
1	75-A	62	LEU	CA-CB-CG	6.04	129.19	115.30
1	13-A	152	CYS	CA-CB-SG	5.99	124.79	114.00
1	7-A	152	CYS	CA-CB-SG	5.97	124.75	114.00
1	66-A	20	MET	CA-CB-CG	5.95	123.41	113.30
1	64-A	152	CYS	CA-CB-SG	5.93	124.68	114.00

Continued on next page...

Continued from previous page...

Mol	Chain	Res	Type	Atoms	Z	Observed(°)	Ideal(°)
1	35-A	24	LEU	CA-CB-CG	5.93	128.94	115.30
1	72-A	62	LEU	CA-CB-CG	5.90	128.88	115.30
1	38-A	98	ARG	CD-NE-CZ	5.89	131.85	123.60
1	69-A	24	LEU	CA-CB-CG	5.83	128.72	115.30
1	37-A	24	LEU	C-N-CD	-5.82	107.79	120.60
1	18-A	62	LEU	CB-CG-CD1	5.80	120.85	111.00
1	8-A	16	MET	CG-SD-CE	-5.73	91.03	100.20
1	73-A	152	CYS	CA-CB-SG	5.71	124.28	114.00
1	73-A	62	LEU	CA-CB-CG	5.66	128.32	115.30
1	55-A	44	ARG	NE-CZ-NH1	5.64	123.12	120.30
1	3-A	24	LEU	CA-CB-CG	5.62	128.22	115.30
1	46-A	64	SER	C-N-CA	5.58	135.64	121.70
1	52-A	66	PRO	CA-N-CD	-5.57	103.70	111.50
1	57-A	156	LEU	CA-CB-CG	5.54	128.03	115.30
1	21-A	8	LEU	CA-CB-CG	5.47	127.89	115.30
1	23-A	152	CYS	CA-CB-SG	5.46	123.82	114.00
1	17-A	62	LEU	CA-CB-CG	5.37	127.64	115.30
1	9-A	52	ARG	NE-CZ-NH1	5.34	122.97	120.30
1	13-A	24	LEU	CA-CB-CG	5.31	127.52	115.30
1	63-A	20	MET	CA-CB-CG	5.26	122.24	113.30
1	6-A	127	ASP	CB-CG-OD1	-5.12	113.69	118.30
1	77-A	98	ARG	NE-CZ-NH1	-5.09	117.75	120.30
1	25-A	152	CYS	CA-CB-SG	5.07	123.12	114.00
1	24-A	152	CYS	CA-CB-SG	5.01	123.02	114.00

There are no chirality outliers.

All (48) planarity outliers are listed below:

Mol	Chain	Res	Type	Group
1	1-A	128	TYR	Peptide
1	10-A	129	GLU	Peptide
1	14-A	126	PRO	Peptide
1	18-A	126	PRO	Peptide
1	20-A	20	MET	Peptide
1	23-A	22	TRP	Peptide
1	27-A	128	TYR	Peptide
1	29-A	119	VAL	Peptide
1	35-A	65	GLN	Peptide
1	36-A	22	TRP	Peptide
1	36-A	65	GLN	Peptide
1	36-A	66	PRO	Peptide
1	37-A	66	PRO	Peptide

Continued on next page...

Continued from previous page...

Mol	Chain	Res	Type	Group
1	38-A	22	TRP	Peptide
1	38-A	65	GLN	Peptide
1	39-A	67	GLY	Peptide
1	41-A	23	ASN	Peptide
1	41-A	65	GLN	Peptide
1	42-A	130	PRO	Peptide
1	42-A	18	ASN	Peptide
1	42-A	23	ASN	Peptide
1	43-A	17	GLU	Peptide
1	43-A	18	ASN	Peptide
1	43-A	63	SER	Peptide
1	44-A	18	ASN	Peptide
1	44-A	65	GLN	Peptide
1	45-A	64	SER	Peptide
1	45-A	65	GLN	Peptide
1	46-A	65	GLN	Peptide
1	47-A	64	SER	Peptide
1	53-A	66	PRO	Peptide
1	56-A	21	PRO	Peptide
1	56-A	65	GLN	Peptide
1	56-A	66	PRO	Peptide
1	57-A	17	GLU	Peptide
1	57-A	66	PRO	Peptide
1	58-A	86	GLY	Peptide
1	58-A	87	ASP	Peptide
1	60-A	127	ASP	Peptide
1	60-A	66	PRO	Peptide
1	65-A	127	ASP	Peptide
1	65-A	22	TRP	Peptide
1	70-A	87	ASP	Peptide
1	75-A	19	ALA	Peptide
1	76-A	129	GLU	Peptide
1	8-A	127	ASP	Peptide
1	8-A	128	TYR	Peptide
1	80-A	20	MET	Peptide

5.2 Too-close contacts

In the following table, the Non-H and H(model) columns list the number of non-hydrogen atoms and hydrogen atoms in the chain respectively. The H(added) column lists the number of hydrogen atoms added and optimized by MolProbity. The Clashes column lists the number of clashes within the asymmetric unit, whereas Symm-Clashes lists symmetry-related clashes.

Mol	Chain	Non-H	H(model)	H(added)	Clashes	Symm-Clashes
1	1-A	1268	0	1221	0	0
1	2-A	1268	0	1221	0	0
1	3-A	1268	0	1221	0	0
1	4-A	1268	0	1221	0	0
1	5-A	1268	0	1221	0	0
1	6-A	1268	0	1221	0	0
1	7-A	1268	0	1221	0	0
1	8-A	1268	0	1221	0	0
1	9-A	1268	0	1221	0	0
1	10-A	1268	0	1221	0	0
1	11-A	1268	0	1221	0	0
1	12-A	1268	0	1221	0	0
1	13-A	1268	0	1221	0	0
1	14-A	1268	0	1221	0	0
1	15-A	1268	0	1221	0	0
1	16-A	1268	0	1221	0	0
1	17-A	1268	0	1221	0	0
1	18-A	1268	0	1221	0	0
1	19-A	1268	0	1221	0	0
1	20-A	1268	0	1221	0	0
1	21-A	1268	0	1221	0	0
1	22-A	1268	0	1221	0	0
1	23-A	1268	0	1221	0	0
1	24-A	1268	0	1221	0	0
1	25-A	1268	0	1221	0	0
1	26-A	1268	0	1221	0	0
1	27-A	1268	0	1221	0	0
1	28-A	1268	0	1221	0	0
1	29-A	1268	0	1221	0	0
1	30-A	1268	0	1221	0	0
1	31-A	1268	0	1221	0	0
1	32-A	1268	0	1221	0	0
1	33-A	1268	0	1221	0	0
1	34-A	1268	0	1221	0	0
1	35-A	1268	0	1221	0	0
1	36-A	1268	0	1221	0	0
1	37-A	1268	0	1221	0	0
1	38-A	1268	0	1221	0	0
1	39-A	1268	0	1221	0	0
1	40-A	1268	0	1221	0	0
1	41-A	1268	0	1221	0	0
1	42-A	1268	0	1221	0	0
1	43-A	1268	0	1221	0	0

Continued on next page...

Continued from previous page...

Mol	Chain	Non-H	H(model)	H(added)	Clashes	Symm-Clashes
1	44-A	1268	0	1221	0	0
1	45-A	1268	0	1221	0	0
1	46-A	1268	0	1221	0	0
1	47-A	1268	0	1221	0	0
1	48-A	1268	0	1221	0	0
1	49-A	1268	0	1221	0	0
1	50-A	1268	0	1221	0	0
1	51-A	1268	0	1221	0	0
1	52-A	1268	0	1221	0	0
1	53-A	1268	0	1221	0	0
1	54-A	1268	0	1221	0	0
1	55-A	1268	0	1221	0	0
1	56-A	1268	0	1221	0	0
1	57-A	1268	0	1221	0	0
1	58-A	1268	0	1221	0	0
1	59-A	1268	0	1221	0	0
1	60-A	1268	0	1221	0	0
1	61-A	1268	0	1221	0	0
1	62-A	1268	0	1221	0	0
1	63-A	1268	0	1221	0	0
1	64-A	1268	0	1221	0	0
1	65-A	1268	0	1221	0	0
1	66-A	1268	0	1221	0	0
1	67-A	1268	0	1221	0	0
1	68-A	1268	0	1221	0	0
1	69-A	1268	0	1221	0	0
1	70-A	1268	0	1221	0	0
1	71-A	1268	0	1221	0	0
1	72-A	1268	0	1221	0	0
1	73-A	1268	0	1221	0	0
1	74-A	1268	0	1221	0	0
1	75-A	1268	0	1221	0	0
1	76-A	1268	0	1221	0	0
1	77-A	1268	0	1221	0	0
1	78-A	1268	0	1221	0	0
1	79-A	1268	0	1221	0	0
1	80-A	1268	0	1221	0	0
2	1-A	32	0	17	0	0
2	2-A	32	0	17	0	0
2	3-A	32	0	17	0	0
2	4-A	32	0	17	0	0
2	5-A	32	0	17	0	0

Continued on next page...

Continued from previous page...

Mol	Chain	Non-H	H(model)	H(added)	Clashes	Symm-Clashes
2	6-A	32	0	17	0	0
2	7-A	32	0	17	0	0
2	8-A	32	0	17	0	0
2	9-A	32	0	17	0	0
2	10-A	32	0	17	0	0
2	11-A	32	0	17	0	0
2	12-A	32	0	17	0	0
2	13-A	32	0	17	0	0
2	14-A	32	0	17	0	0
2	15-A	32	0	17	0	0
2	16-A	32	0	17	0	0
2	17-A	32	0	17	0	0
2	18-A	32	0	17	0	0
2	19-A	32	0	17	0	0
2	20-A	32	0	17	0	0
2	21-A	32	0	17	0	0
2	22-A	32	0	17	0	0
2	23-A	32	0	17	0	0
2	24-A	32	0	17	0	0
2	25-A	32	0	17	0	0
2	26-A	32	0	17	0	0
2	27-A	32	0	17	0	0
2	28-A	32	0	17	0	0
2	29-A	32	0	17	0	0
2	30-A	32	0	17	0	0
2	31-A	32	0	17	0	0
2	32-A	32	0	17	0	0
2	33-A	32	0	17	0	0
2	34-A	32	0	17	0	0
2	35-A	32	0	17	0	0
2	36-A	32	0	17	0	0
2	37-A	32	0	17	0	0
2	38-A	32	0	17	0	0
2	39-A	32	0	17	0	0
2	40-A	32	0	17	0	0
2	41-A	32	0	17	0	0
2	42-A	32	0	17	0	0
2	43-A	32	0	17	0	0
2	44-A	32	0	17	0	0
2	45-A	32	0	17	0	0
2	46-A	32	0	17	0	0
2	47-A	32	0	17	0	0

Continued on next page...

Continued from previous page...

Mol	Chain	Non-H	H(model)	H(added)	Clashes	Symm-Clashes
2	48-A	32	0	17	0	0
2	49-A	32	0	17	0	0
2	50-A	32	0	17	0	0
2	51-A	32	0	17	0	0
2	52-A	32	0	17	0	0
2	53-A	32	0	17	0	0
2	54-A	32	0	17	0	0
2	55-A	32	0	17	0	0
2	56-A	32	0	17	0	0
2	57-A	32	0	17	0	0
2	58-A	32	0	17	0	0
2	59-A	32	0	17	0	0
2	60-A	32	0	17	0	0
2	61-A	32	0	17	0	0
2	62-A	32	0	17	0	0
2	63-A	32	0	17	0	0
2	64-A	32	0	17	0	0
2	65-A	32	0	17	0	0
2	66-A	32	0	17	0	0
2	67-A	32	0	17	0	0
2	68-A	32	0	17	0	0
2	69-A	32	0	17	0	0
2	70-A	32	0	17	0	0
2	71-A	32	0	17	0	0
2	72-A	32	0	17	0	0
2	73-A	32	0	17	0	0
2	74-A	32	0	17	0	0
2	75-A	32	0	17	0	0
2	76-A	32	0	17	0	0
2	77-A	32	0	17	0	0
2	78-A	32	0	16	0	0
2	79-A	32	0	17	0	0
2	80-A	32	0	17	0	0
3	1-A	48	0	24	0	0
3	2-A	48	0	24	0	0
3	3-A	48	0	23	0	0
3	4-A	48	0	24	0	0
3	5-A	48	0	24	0	0
3	6-A	48	0	24	0	0
3	7-A	48	0	24	0	0
3	8-A	48	0	24	0	0
3	9-A	48	0	24	0	0

Continued on next page...

Continued from previous page...

Mol	Chain	Non-H	H(model)	H(added)	Clashes	Symm-Clashes
3	10-A	48	0	24	0	0
3	11-A	48	0	24	0	0
3	12-A	48	0	24	0	0
3	13-A	48	0	23	0	0
3	14-A	48	0	24	0	0
3	15-A	48	0	24	0	0
3	16-A	48	0	24	0	0
3	17-A	48	0	24	0	0
3	18-A	48	0	24	0	0
3	19-A	48	0	24	0	0
3	20-A	48	0	24	0	0
3	21-A	48	0	24	0	0
3	22-A	48	0	24	0	0
3	23-A	48	0	24	0	0
3	24-A	48	0	24	0	0
3	25-A	48	0	24	0	0
3	26-A	48	0	24	0	0
3	27-A	48	0	24	0	0
3	28-A	48	0	24	0	0
3	29-A	48	0	24	0	0
3	30-A	48	0	24	0	0
3	31-A	48	0	24	0	0
3	32-A	48	0	24	0	0
3	33-A	48	0	24	0	0
3	34-A	48	0	24	0	0
3	35-A	48	0	24	0	0
3	36-A	48	0	24	0	0
3	37-A	48	0	24	0	0
3	38-A	48	0	24	0	0
3	39-A	48	0	24	0	0
3	40-A	48	0	24	0	0
3	41-A	48	0	24	0	0
3	42-A	48	0	24	0	0
3	43-A	48	0	24	0	0
3	44-A	48	0	24	0	0
3	45-A	48	0	24	0	0
3	46-A	48	0	24	0	0
3	47-A	48	0	24	0	0
3	48-A	48	0	24	0	0
3	49-A	48	0	24	0	0
3	50-A	48	0	24	0	0
3	51-A	48	0	24	0	0

Continued on next page...

Continued from previous page...

Mol	Chain	Non-H	H(model)	H(added)	Clashes	Symm-Clashes
3	52-A	48	0	23	0	0
3	53-A	48	0	24	0	0
3	54-A	48	0	24	0	0
3	55-A	48	0	24	0	0
3	56-A	48	0	24	0	0
3	57-A	48	0	24	0	0
3	58-A	48	0	24	0	0
3	59-A	48	0	24	0	0
3	60-A	48	0	24	0	0
3	61-A	48	0	23	0	0
3	62-A	48	0	24	0	0
3	63-A	48	0	24	0	0
3	64-A	48	0	24	0	0
3	65-A	48	0	24	0	0
3	66-A	48	0	23	0	0
3	67-A	48	0	23	0	0
3	68-A	48	0	24	0	0
3	69-A	48	0	24	0	0
3	70-A	48	0	23	0	0
3	71-A	48	0	24	0	0
3	72-A	48	0	24	0	0
3	73-A	48	0	24	0	0
3	74-A	48	0	23	0	0
3	75-A	48	0	24	0	0
3	76-A	48	0	24	0	0
3	77-A	48	0	24	0	0
3	78-A	48	0	24	0	0
3	79-A	48	0	24	0	0
3	80-A	48	0	23	0	0
4	1-A	79	0	0	0	0
4	2-A	68	0	0	0	0
4	3-A	63	0	0	0	0
4	4-A	67	0	0	0	0
4	5-A	67	0	0	0	0
4	6-A	60	0	0	0	0
4	7-A	61	0	0	0	0
4	8-A	61	0	0	0	0
4	9-A	59	0	0	0	0
4	10-A	57	0	0	0	0
4	11-A	72	0	0	0	0
4	12-A	76	0	0	0	0
4	13-A	75	0	0	0	0

Continued on next page...

Continued from previous page...

Mol	Chain	Non-H	H(model)	H(added)	Clashes	Symm-Clashes
4	14-A	72	0	0	0	0
4	15-A	65	0	0	0	0
4	16-A	64	0	0	0	0
4	17-A	72	0	0	0	0
4	18-A	73	0	0	0	0
4	19-A	76	0	0	0	0
4	20-A	57	0	0	0	0
4	21-A	67	0	0	0	0
4	22-A	69	0	0	0	0
4	23-A	71	0	0	0	0
4	24-A	65	0	0	0	0
4	25-A	61	0	0	0	0
4	26-A	53	0	0	0	0
4	27-A	67	0	0	0	0
4	28-A	74	0	0	0	0
4	29-A	80	0	0	0	0
4	30-A	72	0	0	0	0
4	31-A	76	0	0	0	0
4	32-A	72	0	0	0	0
4	33-A	70	0	0	0	0
4	34-A	62	0	0	0	0
4	35-A	52	0	0	0	0
4	36-A	62	0	0	0	0
4	37-A	66	0	0	0	0
4	38-A	76	0	0	0	0
4	39-A	72	0	0	0	0
4	40-A	75	0	0	0	0
4	41-A	72	0	0	0	0
4	42-A	66	0	0	0	0
4	43-A	65	0	0	0	0
4	44-A	65	0	0	0	0
4	45-A	69	0	0	0	0
4	46-A	62	0	0	0	0
4	47-A	63	0	0	0	0
4	48-A	80	0	0	0	0
4	49-A	74	0	0	0	0
4	50-A	70	0	0	0	0
4	51-A	69	0	0	0	0
4	52-A	68	0	0	0	0
4	53-A	63	0	0	0	0
4	54-A	70	0	0	0	0
4	55-A	75	0	0	0	0

Continued on next page...

Continued from previous page...

Mol	Chain	Non-H	H(model)	H(added)	Clashes	Symm-Clashes
4	56-A	76	0	0	0	0
4	57-A	72	0	0	0	0
4	58-A	76	0	0	0	0
4	59-A	71	0	0	0	0
4	60-A	75	0	0	0	0
4	61-A	48	0	0	0	0
4	62-A	52	0	0	0	0
4	63-A	72	0	0	0	0
4	64-A	73	0	0	0	0
4	65-A	74	0	0	0	0
4	66-A	62	0	0	0	0
4	67-A	56	0	0	0	0
4	68-A	56	0	0	0	0
4	69-A	64	0	0	0	0
4	70-A	69	0	0	0	0
4	71-A	65	0	0	0	0
4	72-A	71	0	0	0	0
4	73-A	65	0	0	0	0
4	74-A	63	0	0	0	0
4	75-A	64	0	0	0	0
4	76-A	61	0	0	0	0
4	77-A	71	0	0	0	0
4	78-A	71	0	0	0	0
4	79-A	76	0	0	0	0
4	80-A	71	0	0	0	0
All	All	113251	0	100950	0	0

The all-atom clashscore is defined as the number of clashes found per 1000 atoms (including hydrogen atoms). Clashscore could not be calculated for this entry.

There are no clashes within the asymmetric unit.

There are no symmetry-related clashes.

5.3 Torsion angles

5.3.1 Protein backbone

In the following table, the Percentiles column shows the percent Ramachandran outliers of the chain as a percentile score with respect to all X-ray entries followed by that with respect to entries of similar resolution.

The Analysed column shows the number of residues for which the backbone conformation was analysed, and the total number of residues.

Mol	Chain	Analysed	Favoured	Allowed	Outliers	Percentiles	
1	1-A	157/159 (99%)	151 (96%)	6 (4%)	0	100	100
1	2-A	157/159 (99%)	151 (96%)	6 (4%)	0	100	100
1	3-A	157/159 (99%)	150 (96%)	6 (4%)	1 (1%)	25	8
1	4-A	157/159 (99%)	153 (98%)	4 (2%)	0	100	100
1	5-A	157/159 (99%)	153 (98%)	4 (2%)	0	100	100
1	6-A	157/159 (99%)	152 (97%)	4 (2%)	1 (1%)	25	8
1	7-A	157/159 (99%)	150 (96%)	5 (3%)	2 (1%)	12	1
1	8-A	157/159 (99%)	150 (96%)	6 (4%)	1 (1%)	25	8
1	9-A	157/159 (99%)	149 (95%)	5 (3%)	3 (2%)	8	0
1	10-A	157/159 (99%)	153 (98%)	4 (2%)	0	100	100
1	11-A	157/159 (99%)	154 (98%)	2 (1%)	1 (1%)	25	8
1	12-A	157/159 (99%)	152 (97%)	5 (3%)	0	100	100
1	13-A	157/159 (99%)	147 (94%)	9 (6%)	1 (1%)	25	8
1	14-A	157/159 (99%)	149 (95%)	6 (4%)	2 (1%)	12	1
1	15-A	157/159 (99%)	151 (96%)	6 (4%)	0	100	100
1	16-A	157/159 (99%)	152 (97%)	5 (3%)	0	100	100
1	17-A	157/159 (99%)	151 (96%)	6 (4%)	0	100	100
1	18-A	157/159 (99%)	146 (93%)	9 (6%)	2 (1%)	12	1
1	19-A	157/159 (99%)	152 (97%)	5 (3%)	0	100	100
1	20-A	157/159 (99%)	147 (94%)	10 (6%)	0	100	100
1	21-A	157/159 (99%)	150 (96%)	7 (4%)	0	100	100
1	22-A	157/159 (99%)	148 (94%)	9 (6%)	0	100	100
1	23-A	157/159 (99%)	149 (95%)	8 (5%)	0	100	100
1	24-A	157/159 (99%)	150 (96%)	6 (4%)	1 (1%)	25	8
1	25-A	157/159 (99%)	150 (96%)	5 (3%)	2 (1%)	12	1
1	26-A	157/159 (99%)	149 (95%)	6 (4%)	2 (1%)	12	1
1	27-A	157/159 (99%)	150 (96%)	7 (4%)	0	100	100
1	28-A	157/159 (99%)	150 (96%)	6 (4%)	1 (1%)	25	8
1	29-A	157/159 (99%)	154 (98%)	3 (2%)	0	100	100
1	30-A	157/159 (99%)	150 (96%)	5 (3%)	2 (1%)	12	1
1	31-A	157/159 (99%)	149 (95%)	4 (2%)	4 (2%)	5	0
1	32-A	157/159 (99%)	146 (93%)	8 (5%)	3 (2%)	8	0

Continued on next page...

Continued from previous page...

Mol	Chain	Analysed	Favoured	Allowed	Outliers	Percentiles	
1	33-A	157/159 (99%)	145 (92%)	10 (6%)	2 (1%)	12	1
1	34-A	157/159 (99%)	142 (90%)	9 (6%)	6 (4%)	3	0
1	35-A	157/159 (99%)	146 (93%)	6 (4%)	5 (3%)	4	0
1	36-A	157/159 (99%)	145 (92%)	11 (7%)	1 (1%)	25	8
1	37-A	157/159 (99%)	146 (93%)	6 (4%)	5 (3%)	4	0
1	38-A	157/159 (99%)	139 (88%)	11 (7%)	7 (4%)	2	0
1	39-A	157/159 (99%)	146 (93%)	6 (4%)	5 (3%)	4	0
1	40-A	157/159 (99%)	140 (89%)	11 (7%)	6 (4%)	3	0
1	41-A	157/159 (99%)	142 (90%)	4 (2%)	11 (7%)	1	0
1	42-A	157/159 (99%)	142 (90%)	8 (5%)	7 (4%)	2	0
1	43-A	157/159 (99%)	140 (89%)	9 (6%)	8 (5%)	2	0
1	44-A	157/159 (99%)	148 (94%)	3 (2%)	6 (4%)	3	0
1	45-A	157/159 (99%)	148 (94%)	5 (3%)	4 (2%)	5	0
1	46-A	157/159 (99%)	149 (95%)	4 (2%)	4 (2%)	5	0
1	47-A	157/159 (99%)	146 (93%)	4 (2%)	7 (4%)	2	0
1	48-A	157/159 (99%)	147 (94%)	7 (4%)	3 (2%)	8	0
1	49-A	157/159 (99%)	145 (92%)	9 (6%)	3 (2%)	8	0
1	50-A	157/159 (99%)	147 (94%)	7 (4%)	3 (2%)	8	0
1	51-A	157/159 (99%)	147 (94%)	7 (4%)	3 (2%)	8	0
1	52-A	157/159 (99%)	154 (98%)	1 (1%)	2 (1%)	12	1
1	53-A	157/159 (99%)	144 (92%)	9 (6%)	4 (2%)	5	0
1	54-A	157/159 (99%)	147 (94%)	8 (5%)	2 (1%)	12	1
1	55-A	157/159 (99%)	144 (92%)	8 (5%)	5 (3%)	4	0
1	56-A	157/159 (99%)	145 (92%)	8 (5%)	4 (2%)	5	0
1	57-A	157/159 (99%)	147 (94%)	7 (4%)	3 (2%)	8	0
1	58-A	157/159 (99%)	144 (92%)	8 (5%)	5 (3%)	4	0
1	59-A	157/159 (99%)	147 (94%)	6 (4%)	4 (2%)	5	0
1	60-A	157/159 (99%)	145 (92%)	7 (4%)	5 (3%)	4	0
1	61-A	157/159 (99%)	145 (92%)	9 (6%)	3 (2%)	8	0
1	62-A	157/159 (99%)	153 (98%)	2 (1%)	2 (1%)	12	1
1	63-A	157/159 (99%)	151 (96%)	4 (2%)	2 (1%)	12	1

Continued on next page...

Continued from previous page...

Mol	Chain	Analysed	Favoured	Allowed	Outliers	Percentiles	
1	64-A	157/159 (99%)	151 (96%)	5 (3%)	1 (1%)	25	8
1	65-A	157/159 (99%)	149 (95%)	6 (4%)	2 (1%)	12	1
1	66-A	157/159 (99%)	147 (94%)	8 (5%)	2 (1%)	12	1
1	67-A	157/159 (99%)	154 (98%)	3 (2%)	0	100	100
1	68-A	157/159 (99%)	149 (95%)	6 (4%)	2 (1%)	12	1
1	69-A	157/159 (99%)	149 (95%)	7 (4%)	1 (1%)	25	8
1	70-A	157/159 (99%)	150 (96%)	7 (4%)	0	100	100
1	71-A	157/159 (99%)	153 (98%)	4 (2%)	0	100	100
1	72-A	157/159 (99%)	151 (96%)	6 (4%)	0	100	100
1	73-A	157/159 (99%)	150 (96%)	6 (4%)	1 (1%)	25	8
1	74-A	157/159 (99%)	150 (96%)	6 (4%)	1 (1%)	25	8
1	75-A	157/159 (99%)	151 (96%)	4 (2%)	2 (1%)	12	1
1	76-A	157/159 (99%)	145 (92%)	11 (7%)	1 (1%)	25	8
1	77-A	157/159 (99%)	154 (98%)	3 (2%)	0	100	100
1	78-A	157/159 (99%)	150 (96%)	6 (4%)	1 (1%)	25	8
1	79-A	157/159 (99%)	149 (95%)	7 (4%)	1 (1%)	25	8
1	80-A	157/159 (99%)	149 (95%)	6 (4%)	2 (1%)	12	1
All	All	12560/12720 (99%)	11875 (94%)	502 (4%)	183 (2%)	10	1

All (183) Ramachandran outliers are listed below:

Mol	Chain	Res	Type
1	9-A	18	ASN
1	9-A	128	TYR
1	18-A	127	ASP
1	26-A	129	GLU
1	32-A	21	PRO
1	34-A	21	PRO
1	34-A	22	TRP
1	37-A	24	LEU
1	37-A	25	PRO
1	37-A	120	GLU
1	38-A	25	PRO
1	38-A	66	PRO
1	38-A	68	THR
1	39-A	18	ASN

Continued on next page...

Continued from previous page...

Mol	Chain	Res	Type
1	39-A	23	ASN
1	39-A	66	PRO
1	40-A	17	GLU
1	41-A	18	ASN
1	41-A	19	ALA
1	41-A	21	PRO
1	41-A	23	ASN
1	41-A	66	PRO
1	42-A	17	GLU
1	42-A	19	ALA
1	42-A	66	PRO
1	43-A	18	ASN
1	43-A	19	ALA
1	44-A	65	GLN
1	44-A	66	PRO
1	45-A	18	ASN
1	45-A	19	ALA
1	45-A	65	GLN
1	46-A	17	GLU
1	46-A	19	ALA
1	47-A	17	GLU
1	47-A	19	ALA
1	47-A	65	GLN
1	47-A	66	PRO
1	48-A	66	PRO
1	49-A	66	PRO
1	50-A	64	SER
1	50-A	66	PRO
1	51-A	66	PRO
1	52-A	65	GLN
1	52-A	66	PRO
1	53-A	66	PRO
1	53-A	129	GLU
1	54-A	18	ASN
1	54-A	66	PRO
1	55-A	20	MET
1	55-A	21	PRO
1	55-A	65	GLN
1	56-A	21	PRO
1	56-A	66	PRO
1	57-A	18	ASN
1	58-A	19	ALA

Continued on next page...

Continued from previous page...

Mol	Chain	Res	Type
1	59-A	17	GLU
1	59-A	18	ASN
1	59-A	19	ALA
1	60-A	17	GLU
1	60-A	18	ASN
1	65-A	129	GLU
1	66-A	139	GLU
1	80-A	21	PRO
1	8-A	126	PRO
1	18-A	131	ASP
1	31-A	21	PRO
1	34-A	86	GLY
1	35-A	23	ASN
1	35-A	67	GLY
1	38-A	23	ASN
1	38-A	119	VAL
1	41-A	17	GLU
1	41-A	127	ASP
1	42-A	23	ASN
1	43-A	17	GLU
1	43-A	69	ASP
1	44-A	19	ALA
1	44-A	69	ASP
1	45-A	66	PRO
1	53-A	120	GLU
1	55-A	18	ASN
1	57-A	66	PRO
1	58-A	18	ASN
1	60-A	67	GLY
1	61-A	17	GLU
1	61-A	18	ASN
1	61-A	129	GLU
1	79-A	21	PRO
1	6-A	18	ASN
1	7-A	126	PRO
1	9-A	127	ASP
1	11-A	137	PHE
1	14-A	127	ASP
1	31-A	22	TRP
1	32-A	128	TYR
1	33-A	120	GLU
1	35-A	120	GLU

Continued on next page...

Continued from previous page...

Mol	Chain	Res	Type
1	36-A	25	PRO
1	37-A	66	PRO
1	37-A	139	GLU
1	40-A	63	SER
1	42-A	18	ASN
1	42-A	24	LEU
1	43-A	64	SER
1	44-A	17	GLU
1	47-A	128	TYR
1	51-A	65	GLN
1	51-A	67	GLY
1	55-A	66	PRO
1	58-A	137	PHE
1	59-A	11	ASP
1	60-A	68	THR
1	62-A	129	GLU
1	68-A	17	GLU
1	74-A	19	ALA
1	75-A	21	PRO
1	80-A	18	ASN
1	3-A	21	PRO
1	25-A	120	GLU
1	26-A	128	TYR
1	30-A	17	GLU
1	30-A	120	GLU
1	32-A	120	GLU
1	34-A	17	GLU
1	34-A	23	ASN
1	38-A	69	ASP
1	38-A	120	GLU
1	39-A	121	GLY
1	40-A	66	PRO
1	41-A	24	LEU
1	41-A	128	TYR
1	42-A	21	PRO
1	43-A	23	ASN
1	46-A	18	ASN
1	46-A	21	PRO
1	47-A	21	PRO
1	48-A	65	GLN
1	49-A	21	PRO
1	56-A	131	ASP

Continued on next page...

Continued from previous page...

Mol	Chain	Res	Type
1	57-A	67	GLY
1	63-A	51	GLY
1	64-A	129	GLU
1	66-A	129	GLU
1	68-A	21	PRO
1	13-A	137	PHE
1	28-A	130	PRO
1	31-A	66	PRO
1	34-A	120	GLU
1	40-A	64	SER
1	41-A	63	SER
1	41-A	129	GLU
1	44-A	20	MET
1	50-A	65	GLN
1	53-A	64	SER
1	58-A	11	ASP
1	58-A	20	MET
1	63-A	129	GLU
1	65-A	22	TRP
1	69-A	21	PRO
1	75-A	130	PRO
1	33-A	67	GLY
1	35-A	68	THR
1	35-A	119	VAL
1	43-A	66	PRO
1	43-A	145	ALA
1	48-A	22	TRP
1	49-A	127	ASP
1	73-A	19	ALA
1	31-A	119	VAL
1	39-A	25	PRO
1	40-A	21	PRO
1	47-A	67	GLY
1	56-A	65	GLN
1	78-A	66	PRO
1	7-A	130	PRO
1	40-A	121	GLY
1	76-A	21	PRO
1	14-A	129	GLU
1	24-A	119	VAL
1	25-A	129	GLU
1	60-A	129	GLU

Continued on next page...

Continued from previous page...

Mol	Chain	Res	Type
1	62-A	50	ILE

5.3.2 Protein sidechains [i](#)

In the following table, the Percentiles column shows the percent sidechain outliers of the chain as a percentile score with respect to all X-ray entries followed by that with respect to entries of similar resolution.

The Analysed column shows the number of residues for which the sidechain conformation was analysed, and the total number of residues.

Mol	Chain	Analysed	Rotameric	Outliers	Percentiles	
1	1-A	136/136 (100%)	125 (92%)	11 (8%)	11	2
1	2-A	136/136 (100%)	126 (93%)	10 (7%)	13	2
1	3-A	136/136 (100%)	124 (91%)	12 (9%)	10	1
1	4-A	136/136 (100%)	126 (93%)	10 (7%)	13	2
1	5-A	136/136 (100%)	125 (92%)	11 (8%)	11	2
1	6-A	136/136 (100%)	123 (90%)	13 (10%)	8	1
1	7-A	136/136 (100%)	121 (89%)	15 (11%)	6	1
1	8-A	136/136 (100%)	126 (93%)	10 (7%)	13	2
1	9-A	136/136 (100%)	116 (85%)	20 (15%)	3	0
1	10-A	136/136 (100%)	121 (89%)	15 (11%)	6	1
1	11-A	136/136 (100%)	133 (98%)	3 (2%)	52	27
1	12-A	136/136 (100%)	121 (89%)	15 (11%)	6	1
1	13-A	136/136 (100%)	121 (89%)	15 (11%)	6	1
1	14-A	136/136 (100%)	124 (91%)	12 (9%)	10	1
1	15-A	136/136 (100%)	119 (88%)	17 (12%)	4	0
1	16-A	136/136 (100%)	123 (90%)	13 (10%)	8	1
1	17-A	136/136 (100%)	125 (92%)	11 (8%)	11	2
1	18-A	136/136 (100%)	120 (88%)	16 (12%)	5	1
1	19-A	136/136 (100%)	124 (91%)	12 (9%)	10	1
1	20-A	136/136 (100%)	125 (92%)	11 (8%)	11	2
1	21-A	136/136 (100%)	124 (91%)	12 (9%)	10	1
1	22-A	136/136 (100%)	127 (93%)	9 (7%)	16	3
1	23-A	136/136 (100%)	124 (91%)	12 (9%)	10	1

Continued on next page...

Continued from previous page...

Mol	Chain	Analysed	Rotameric	Outliers	Percentiles	
1	24-A	136/136 (100%)	124 (91%)	12 (9%)	10	1
1	25-A	136/136 (100%)	122 (90%)	14 (10%)	7	1
1	26-A	136/136 (100%)	118 (87%)	18 (13%)	4	0
1	27-A	136/136 (100%)	117 (86%)	19 (14%)	3	0
1	28-A	136/136 (100%)	122 (90%)	14 (10%)	7	1
1	29-A	136/136 (100%)	123 (90%)	13 (10%)	8	1
1	30-A	136/136 (100%)	128 (94%)	8 (6%)	19	3
1	31-A	136/136 (100%)	125 (92%)	11 (8%)	11	2
1	32-A	136/136 (100%)	119 (88%)	17 (12%)	4	0
1	33-A	136/136 (100%)	121 (89%)	15 (11%)	6	1
1	34-A	136/136 (100%)	125 (92%)	11 (8%)	11	2
1	35-A	136/136 (100%)	122 (90%)	14 (10%)	7	1
1	36-A	136/136 (100%)	118 (87%)	18 (13%)	4	0
1	37-A	136/136 (100%)	120 (88%)	16 (12%)	5	1
1	38-A	136/136 (100%)	121 (89%)	15 (11%)	6	1
1	39-A	136/136 (100%)	116 (85%)	20 (15%)	3	0
1	40-A	136/136 (100%)	120 (88%)	16 (12%)	5	1
1	41-A	136/136 (100%)	117 (86%)	19 (14%)	3	0
1	42-A	136/136 (100%)	118 (87%)	18 (13%)	4	0
1	43-A	136/136 (100%)	121 (89%)	15 (11%)	6	1
1	44-A	136/136 (100%)	122 (90%)	14 (10%)	7	1
1	45-A	136/136 (100%)	123 (90%)	13 (10%)	8	1
1	46-A	136/136 (100%)	121 (89%)	15 (11%)	6	1
1	47-A	136/136 (100%)	125 (92%)	11 (8%)	11	2
1	48-A	136/136 (100%)	122 (90%)	14 (10%)	7	1
1	49-A	136/136 (100%)	121 (89%)	15 (11%)	6	1
1	50-A	136/136 (100%)	117 (86%)	19 (14%)	3	0
1	51-A	136/136 (100%)	119 (88%)	17 (12%)	4	0
1	52-A	136/136 (100%)	124 (91%)	12 (9%)	10	1
1	53-A	136/136 (100%)	121 (89%)	15 (11%)	6	1
1	54-A	136/136 (100%)	125 (92%)	11 (8%)	11	2

Continued on next page...

Continued from previous page...

Mol	Chain	Analysed	Rotameric	Outliers	Percentiles	
1	55-A	136/136 (100%)	119 (88%)	17 (12%)	4	0
1	56-A	136/136 (100%)	118 (87%)	18 (13%)	4	0
1	57-A	136/136 (100%)	124 (91%)	12 (9%)	10	1
1	58-A	136/136 (100%)	126 (93%)	10 (7%)	13	2
1	59-A	136/136 (100%)	119 (88%)	17 (12%)	4	0
1	60-A	136/136 (100%)	120 (88%)	16 (12%)	5	1
1	61-A	136/136 (100%)	125 (92%)	11 (8%)	11	2
1	62-A	136/136 (100%)	121 (89%)	15 (11%)	6	1
1	63-A	136/136 (100%)	122 (90%)	14 (10%)	7	1
1	64-A	136/136 (100%)	120 (88%)	16 (12%)	5	1
1	65-A	136/136 (100%)	124 (91%)	12 (9%)	10	1
1	66-A	136/136 (100%)	120 (88%)	16 (12%)	5	1
1	67-A	136/136 (100%)	121 (89%)	15 (11%)	6	1
1	68-A	136/136 (100%)	114 (84%)	22 (16%)	2	0
1	69-A	136/136 (100%)	116 (85%)	20 (15%)	3	0
1	70-A	136/136 (100%)	113 (83%)	23 (17%)	2	0
1	71-A	136/136 (100%)	120 (88%)	16 (12%)	5	1
1	72-A	136/136 (100%)	119 (88%)	17 (12%)	4	0
1	73-A	136/136 (100%)	123 (90%)	13 (10%)	8	1
1	74-A	136/136 (100%)	125 (92%)	11 (8%)	11	2
1	75-A	136/136 (100%)	123 (90%)	13 (10%)	8	1
1	76-A	136/136 (100%)	127 (93%)	9 (7%)	16	3
1	77-A	136/136 (100%)	127 (93%)	9 (7%)	16	3
1	78-A	136/136 (100%)	118 (87%)	18 (13%)	4	0
1	79-A	136/136 (100%)	122 (90%)	14 (10%)	7	1
1	80-A	136/136 (100%)	122 (90%)	14 (10%)	7	1
All	All	10880/10880 (100%)	9748 (90%)	1132 (10%)	7	1

All (1132) residues with a non-rotameric sidechain are listed below:

Mol	Chain	Res	Type
1	1-A	11	ASP
1	1-A	20	MET

Continued on next page...

Continued from previous page...

Mol	Chain	Res	Type
1	1-A	36	LEU
1	1-A	45	HIS
1	1-A	79	ASP
1	1-A	101	GLU
1	1-A	108	GLN
1	1-A	118	GLU
1	1-A	122	ASP
1	1-A	129	GLU
1	1-A	157	GLU
1	2-A	11	ASP
1	2-A	20	MET
1	2-A	24	LEU
1	2-A	48	GLU
1	2-A	49	SER
1	2-A	52	ARG
1	2-A	104	LEU
1	2-A	108	GLN
1	2-A	141	HIS
1	2-A	142	ASP
1	3-A	1	MET
1	3-A	16	MET
1	3-A	17	GLU
1	3-A	23	ASN
1	3-A	33	ARG
1	3-A	48	GLU
1	3-A	52	ARG
1	3-A	119	VAL
1	3-A	134	GLU
1	3-A	135	SER
1	3-A	152	CYS
1	3-A	159	ARG
1	4-A	16	MET
1	4-A	17	GLU
1	4-A	18	ASN
1	4-A	20	MET
1	4-A	23	ASN
1	4-A	52	ARG
1	4-A	68	THR
1	4-A	78	VAL
1	4-A	119	VAL
1	4-A	148	SER
1	5-A	2	ILE

Continued on next page...

Continued from previous page...

Mol	Chain	Res	Type
1	5-A	4	LEU
1	5-A	52	ARG
1	5-A	68	THR
1	5-A	87	ASP
1	5-A	120	GLU
1	5-A	122	ASP
1	5-A	123	THR
1	5-A	128	TYR
1	5-A	132	ASP
1	5-A	139	GLU
1	6-A	1	MET
1	6-A	20	MET
1	6-A	33	ARG
1	6-A	44	ARG
1	6-A	48	GLU
1	6-A	49	SER
1	6-A	52	ARG
1	6-A	65	GLN
1	6-A	77	SER
1	6-A	108	GLN
1	6-A	118	GLU
1	6-A	139	GLU
1	6-A	154	GLU
1	7-A	17	GLU
1	7-A	23	ASN
1	7-A	24	LEU
1	7-A	37	ASP
1	7-A	44	ARG
1	7-A	48	GLU
1	7-A	52	ARG
1	7-A	65	GLN
1	7-A	68	THR
1	7-A	108	GLN
1	7-A	119	VAL
1	7-A	127	ASP
1	7-A	138	SER
1	7-A	150	SER
1	7-A	157	GLU
1	8-A	11	ASP
1	8-A	17	GLU
1	8-A	18	ASN
1	8-A	23	ASN

Continued on next page...

Continued from previous page...

Mol	Chain	Res	Type
1	8-A	37	ASP
1	8-A	52	ARG
1	8-A	77	SER
1	8-A	98	ARG
1	8-A	127	ASP
1	8-A	146	GLN
1	9-A	11	ASP
1	9-A	24	LEU
1	9-A	32	LYS
1	9-A	33	ARG
1	9-A	37	ASP
1	9-A	44	ARG
1	9-A	49	SER
1	9-A	52	ARG
1	9-A	79	ASP
1	9-A	87	ASP
1	9-A	101	GLU
1	9-A	106	LYS
1	9-A	119	VAL
1	9-A	120	GLU
1	9-A	122	ASP
1	9-A	138	SER
1	9-A	142	ASP
1	9-A	148	SER
1	9-A	150	SER
1	9-A	157	GLU
1	10-A	4	LEU
1	10-A	20	MET
1	10-A	32	LYS
1	10-A	36	LEU
1	10-A	52	ARG
1	10-A	61	ILE
1	10-A	64	SER
1	10-A	65	GLN
1	10-A	79	ASP
1	10-A	87	ASP
1	10-A	89	PRO
1	10-A	118	GLU
1	10-A	120	GLU
1	10-A	142	ASP
1	10-A	152	CYS
1	11-A	33	ARG

Continued on next page...

Continued from previous page...

Mol	Chain	Res	Type
1	11-A	119	VAL
1	11-A	139	GLU
1	12-A	11	ASP
1	12-A	16	MET
1	12-A	20	MET
1	12-A	24	LEU
1	12-A	33	ARG
1	12-A	37	ASP
1	12-A	52	ARG
1	12-A	68	THR
1	12-A	87	ASP
1	12-A	98	ARG
1	12-A	122	ASP
1	12-A	127	ASP
1	12-A	138	SER
1	12-A	139	GLU
1	12-A	150	SER
1	13-A	1	MET
1	13-A	16	MET
1	13-A	18	ASN
1	13-A	24	LEU
1	13-A	33	ARG
1	13-A	52	ARG
1	13-A	64	SER
1	13-A	70	ASP
1	13-A	79	ASP
1	13-A	98	ARG
1	13-A	108	GLN
1	13-A	119	VAL
1	13-A	122	ASP
1	13-A	127	ASP
1	13-A	132	ASP
1	14-A	8	LEU
1	14-A	16	MET
1	14-A	20	MET
1	14-A	23	ASN
1	14-A	33	ARG
1	14-A	36	LEU
1	14-A	70	ASP
1	14-A	98	ARG
1	14-A	104	LEU
1	14-A	109	LYS

Continued on next page...

Continued from previous page...

Mol	Chain	Res	Type
1	14-A	119	VAL
1	14-A	127	ASP
1	15-A	4	LEU
1	15-A	16	MET
1	15-A	23	ASN
1	15-A	33	ARG
1	15-A	36	LEU
1	15-A	37	ASP
1	15-A	44	ARG
1	15-A	49	SER
1	15-A	52	ARG
1	15-A	76	LYS
1	15-A	79	ASP
1	15-A	87	ASP
1	15-A	119	VAL
1	15-A	126	PRO
1	15-A	127	ASP
1	15-A	146	GLN
1	15-A	154	GLU
1	16-A	18	ASN
1	16-A	20	MET
1	16-A	33	ARG
1	16-A	44	ARG
1	16-A	65	GLN
1	16-A	68	THR
1	16-A	76	LYS
1	16-A	87	ASP
1	16-A	109	LYS
1	16-A	119	VAL
1	16-A	144	ASP
1	16-A	148	SER
1	16-A	152	CYS
1	17-A	1	MET
1	17-A	17	GLU
1	17-A	33	ARG
1	17-A	44	ARG
1	17-A	48	GLU
1	17-A	52	ARG
1	17-A	62	LEU
1	17-A	87	ASP
1	17-A	109	LYS
1	17-A	128	TYR

Continued on next page...

Continued from previous page...

Mol	Chain	Res	Type
1	17-A	148	SER
1	18-A	1	MET
1	18-A	24	LEU
1	18-A	32	LYS
1	18-A	33	ARG
1	18-A	44	ARG
1	18-A	48	GLU
1	18-A	50	ILE
1	18-A	52	ARG
1	18-A	68	THR
1	18-A	76	LYS
1	18-A	108	GLN
1	18-A	122	ASP
1	18-A	127	ASP
1	18-A	137	PHE
1	18-A	138	SER
1	18-A	159	ARG
1	19-A	1	MET
1	19-A	17	GLU
1	19-A	33	ARG
1	19-A	44	ARG
1	19-A	59	ASN
1	19-A	61	ILE
1	19-A	64	SER
1	19-A	76	LYS
1	19-A	98	ARG
1	19-A	118	GLU
1	19-A	123	THR
1	19-A	138	SER
1	20-A	1	MET
1	20-A	33	ARG
1	20-A	49	SER
1	20-A	68	THR
1	20-A	76	LYS
1	20-A	98	ARG
1	20-A	114	HIS
1	20-A	118	GLU
1	20-A	119	VAL
1	20-A	146	GLN
1	20-A	151	TYR
1	21-A	8	LEU
1	21-A	11	ASP

Continued on next page...

Continued from previous page...

Mol	Chain	Res	Type
1	21-A	18	ASN
1	21-A	24	LEU
1	21-A	33	ARG
1	21-A	68	THR
1	21-A	77	SER
1	21-A	114	HIS
1	21-A	118	GLU
1	21-A	132	ASP
1	21-A	135	SER
1	21-A	152	CYS
1	22-A	1	MET
1	22-A	24	LEU
1	22-A	33	ARG
1	22-A	52	ARG
1	22-A	118	GLU
1	22-A	119	VAL
1	22-A	120	GLU
1	22-A	122	ASP
1	22-A	159	ARG
1	23-A	4	LEU
1	23-A	16	MET
1	23-A	24	LEU
1	23-A	44	ARG
1	23-A	48	GLU
1	23-A	52	ARG
1	23-A	59	ASN
1	23-A	68	THR
1	23-A	87	ASP
1	23-A	106	LYS
1	23-A	108	GLN
1	23-A	157	GLU
1	24-A	1	MET
1	24-A	44	ARG
1	24-A	45	HIS
1	24-A	48	GLU
1	24-A	52	ARG
1	24-A	65	GLN
1	24-A	70	ASP
1	24-A	87	ASP
1	24-A	106	LYS
1	24-A	120	GLU
1	24-A	128	TYR

Continued on next page...

Continued from previous page...

Mol	Chain	Res	Type
1	24-A	157	GLU
1	25-A	2	ILE
1	25-A	18	ASN
1	25-A	23	ASN
1	25-A	24	LEU
1	25-A	28	LEU
1	25-A	36	LEU
1	25-A	44	ARG
1	25-A	52	ARG
1	25-A	59	ASN
1	25-A	79	ASP
1	25-A	98	ARG
1	25-A	119	VAL
1	25-A	123	THR
1	25-A	152	CYS
1	26-A	11	ASP
1	26-A	16	MET
1	26-A	18	ASN
1	26-A	20	MET
1	26-A	23	ASN
1	26-A	28	LEU
1	26-A	36	LEU
1	26-A	37	ASP
1	26-A	44	ARG
1	26-A	52	ARG
1	26-A	65	GLN
1	26-A	87	ASP
1	26-A	114	HIS
1	26-A	120	GLU
1	26-A	123	THR
1	26-A	128	TYR
1	26-A	134	GLU
1	26-A	146	GLN
1	27-A	1	MET
1	27-A	2	ILE
1	27-A	11	ASP
1	27-A	20	MET
1	27-A	33	ARG
1	27-A	37	ASP
1	27-A	39	PRO
1	27-A	45	HIS
1	27-A	52	ARG

Continued on next page...

Continued from previous page...

Mol	Chain	Res	Type
1	27-A	59	ASN
1	27-A	65	GLN
1	27-A	122	ASP
1	27-A	131	ASP
1	27-A	135	SER
1	27-A	146	GLN
1	27-A	152	CYS
1	27-A	154	GLU
1	27-A	156	LEU
1	27-A	157	GLU
1	28-A	1	MET
1	28-A	20	MET
1	28-A	33	ARG
1	28-A	37	ASP
1	28-A	49	SER
1	28-A	52	ARG
1	28-A	68	THR
1	28-A	87	ASP
1	28-A	122	ASP
1	28-A	134	GLU
1	28-A	135	SER
1	28-A	140	PHE
1	28-A	146	GLN
1	28-A	159	ARG
1	29-A	1	MET
1	29-A	17	GLU
1	29-A	20	MET
1	29-A	52	ARG
1	29-A	65	GLN
1	29-A	108	GLN
1	29-A	122	ASP
1	29-A	123	THR
1	29-A	129	GLU
1	29-A	132	ASP
1	29-A	134	GLU
1	29-A	138	SER
1	29-A	152	CYS
1	30-A	1	MET
1	30-A	17	GLU
1	30-A	59	ASN
1	30-A	108	GLN
1	30-A	122	ASP

Continued on next page...

Continued from previous page...

Mol	Chain	Res	Type
1	30-A	123	THR
1	30-A	134	GLU
1	30-A	159	ARG
1	31-A	4	LEU
1	31-A	20	MET
1	31-A	33	ARG
1	31-A	68	THR
1	31-A	76	LYS
1	31-A	79	ASP
1	31-A	98	ARG
1	31-A	118	GLU
1	31-A	128	TYR
1	31-A	134	GLU
1	31-A	150	SER
1	32-A	1	MET
1	32-A	11	ASP
1	32-A	20	MET
1	32-A	22	TRP
1	32-A	24	LEU
1	32-A	33	ARG
1	32-A	42	MET
1	32-A	52	ARG
1	32-A	104	LEU
1	32-A	106	LYS
1	32-A	109	LYS
1	32-A	118	GLU
1	32-A	128	TYR
1	32-A	129	GLU
1	32-A	138	SER
1	32-A	148	SER
1	32-A	152	CYS
1	33-A	1	MET
1	33-A	11	ASP
1	33-A	18	ASN
1	33-A	23	ASN
1	33-A	33	ARG
1	33-A	45	HIS
1	33-A	48	GLU
1	33-A	52	ARG
1	33-A	58	LYS
1	33-A	61	ILE
1	33-A	70	ASP

Continued on next page...

Continued from previous page...

Mol	Chain	Res	Type
1	33-A	85	CYS
1	33-A	104	LEU
1	33-A	120	GLU
1	33-A	142	ASP
1	34-A	18	ASN
1	34-A	23	ASN
1	34-A	33	ARG
1	34-A	37	ASP
1	34-A	68	THR
1	34-A	76	LYS
1	34-A	79	ASP
1	34-A	87	ASP
1	34-A	102	GLN
1	34-A	120	GLU
1	34-A	150	SER
1	35-A	11	ASP
1	35-A	18	ASN
1	35-A	52	ARG
1	35-A	68	THR
1	35-A	80	GLU
1	35-A	87	ASP
1	35-A	102	GLN
1	35-A	109	LYS
1	35-A	118	GLU
1	35-A	119	VAL
1	35-A	122	ASP
1	35-A	127	ASP
1	35-A	144	ASP
1	35-A	154	GLU
1	36-A	18	ASN
1	36-A	20	MET
1	36-A	23	ASN
1	36-A	24	LEU
1	36-A	33	ARG
1	36-A	36	LEU
1	36-A	52	ARG
1	36-A	87	ASP
1	36-A	108	GLN
1	36-A	114	HIS
1	36-A	119	VAL
1	36-A	120	GLU
1	36-A	122	ASP

Continued on next page...

Continued from previous page...

Mol	Chain	Res	Type
1	36-A	123	THR
1	36-A	131	ASP
1	36-A	134	GLU
1	36-A	144	ASP
1	36-A	152	CYS
1	37-A	1	MET
1	37-A	24	LEU
1	37-A	33	ARG
1	37-A	61	ILE
1	37-A	64	SER
1	37-A	65	GLN
1	37-A	76	LYS
1	37-A	77	SER
1	37-A	98	ARG
1	37-A	108	GLN
1	37-A	114	HIS
1	37-A	120	GLU
1	37-A	122	ASP
1	37-A	123	THR
1	37-A	132	ASP
1	37-A	138	SER
1	38-A	1	MET
1	38-A	18	ASN
1	38-A	24	LEU
1	38-A	64	SER
1	38-A	66	PRO
1	38-A	68	THR
1	38-A	76	LYS
1	38-A	77	SER
1	38-A	98	ARG
1	38-A	119	VAL
1	38-A	122	ASP
1	38-A	139	GLU
1	38-A	142	ASP
1	38-A	146	GLN
1	38-A	150	SER
1	39-A	1	MET
1	39-A	4	LEU
1	39-A	10	VAL
1	39-A	20	MET
1	39-A	24	LEU
1	39-A	30	TRP

Continued on next page...

Continued from previous page...

Mol	Chain	Res	Type
1	39-A	33	ARG
1	39-A	52	ARG
1	39-A	59	ASN
1	39-A	64	SER
1	39-A	68	THR
1	39-A	79	ASP
1	39-A	119	VAL
1	39-A	120	GLU
1	39-A	129	GLU
1	39-A	132	ASP
1	39-A	139	GLU
1	39-A	146	GLN
1	39-A	157	GLU
1	39-A	158	ARG
1	40-A	1	MET
1	40-A	18	ASN
1	40-A	24	LEU
1	40-A	52	ARG
1	40-A	62	LEU
1	40-A	65	GLN
1	40-A	76	LYS
1	40-A	98	ARG
1	40-A	119	VAL
1	40-A	120	GLU
1	40-A	122	ASP
1	40-A	127	ASP
1	40-A	132	ASP
1	40-A	134	GLU
1	40-A	138	SER
1	40-A	139	GLU
1	41-A	1	MET
1	41-A	17	GLU
1	41-A	18	ASN
1	41-A	44	ARG
1	41-A	52	ARG
1	41-A	65	GLN
1	41-A	68	THR
1	41-A	98	ARG
1	41-A	101	GLU
1	41-A	106	LYS
1	41-A	118	GLU
1	41-A	120	GLU

Continued on next page...

Continued from previous page...

Mol	Chain	Res	Type
1	41-A	128	TYR
1	41-A	131	ASP
1	41-A	132	ASP
1	41-A	134	GLU
1	41-A	141	HIS
1	41-A	154	GLU
1	41-A	156	LEU
1	42-A	1	MET
1	42-A	18	ASN
1	42-A	20	MET
1	42-A	23	ASN
1	42-A	33	ARG
1	42-A	64	SER
1	42-A	65	GLN
1	42-A	76	LYS
1	42-A	98	ARG
1	42-A	114	HIS
1	42-A	118	GLU
1	42-A	119	VAL
1	42-A	120	GLU
1	42-A	123	THR
1	42-A	128	TYR
1	42-A	129	GLU
1	42-A	138	SER
1	42-A	156	LEU
1	43-A	1	MET
1	43-A	18	ASN
1	43-A	24	LEU
1	43-A	33	ARG
1	43-A	65	GLN
1	43-A	68	THR
1	43-A	76	LYS
1	43-A	79	ASP
1	43-A	87	ASP
1	43-A	98	ARG
1	43-A	118	GLU
1	43-A	122	ASP
1	43-A	129	GLU
1	43-A	132	ASP
1	43-A	135	SER
1	44-A	2	ILE
1	44-A	16	MET

Continued on next page...

Continued from previous page...

Mol	Chain	Res	Type
1	44-A	18	ASN
1	44-A	23	ASN
1	44-A	24	LEU
1	44-A	34	ASN
1	44-A	65	GLN
1	44-A	68	THR
1	44-A	76	LYS
1	44-A	118	GLU
1	44-A	129	GLU
1	44-A	135	SER
1	44-A	156	LEU
1	44-A	159	ARG
1	45-A	1	MET
1	45-A	4	LEU
1	45-A	11	ASP
1	45-A	16	MET
1	45-A	17	GLU
1	45-A	49	SER
1	45-A	65	GLN
1	45-A	68	THR
1	45-A	76	LYS
1	45-A	119	VAL
1	45-A	120	GLU
1	45-A	129	GLU
1	45-A	156	LEU
1	46-A	1	MET
1	46-A	11	ASP
1	46-A	18	ASN
1	46-A	20	MET
1	46-A	33	ARG
1	46-A	44	ARG
1	46-A	45	HIS
1	46-A	52	ARG
1	46-A	65	GLN
1	46-A	76	LYS
1	46-A	79	ASP
1	46-A	118	GLU
1	46-A	119	VAL
1	46-A	122	ASP
1	46-A	129	GLU
1	47-A	18	ASN
1	47-A	23	ASN

Continued on next page...

Continued from previous page...

Mol	Chain	Res	Type
1	47-A	44	ARG
1	47-A	45	HIS
1	47-A	48	GLU
1	47-A	52	ARG
1	47-A	65	GLN
1	47-A	87	ASP
1	47-A	106	LYS
1	47-A	120	GLU
1	47-A	146	GLN
1	48-A	11	ASP
1	48-A	16	MET
1	48-A	18	ASN
1	48-A	20	MET
1	48-A	23	ASN
1	48-A	33	ARG
1	48-A	44	ARG
1	48-A	48	GLU
1	48-A	52	ARG
1	48-A	59	ASN
1	48-A	64	SER
1	48-A	65	GLN
1	48-A	157	GLU
1	48-A	158	ARG
1	49-A	18	ASN
1	49-A	33	ARG
1	49-A	44	ARG
1	49-A	49	SER
1	49-A	52	ARG
1	49-A	59	ASN
1	49-A	76	LYS
1	49-A	118	GLU
1	49-A	119	VAL
1	49-A	120	GLU
1	49-A	134	GLU
1	49-A	138	SER
1	49-A	146	GLN
1	49-A	148	SER
1	49-A	150	SER
1	50-A	1	MET
1	50-A	18	ASN
1	50-A	24	LEU
1	50-A	33	ARG

Continued on next page...

Continued from previous page...

Mol	Chain	Res	Type
1	50-A	49	SER
1	50-A	52	ARG
1	50-A	59	ASN
1	50-A	64	SER
1	50-A	65	GLN
1	50-A	76	LYS
1	50-A	87	ASP
1	50-A	108	GLN
1	50-A	109	LYS
1	50-A	118	GLU
1	50-A	119	VAL
1	50-A	123	THR
1	50-A	132	ASP
1	50-A	152	CYS
1	50-A	158	ARG
1	51-A	1	MET
1	51-A	23	ASN
1	51-A	52	ARG
1	51-A	54	LEU
1	51-A	58	LYS
1	51-A	59	ASN
1	51-A	64	SER
1	51-A	65	GLN
1	51-A	87	ASP
1	51-A	109	LYS
1	51-A	127	ASP
1	51-A	128	TYR
1	51-A	129	GLU
1	51-A	132	ASP
1	51-A	134	GLU
1	51-A	144	ASP
1	51-A	146	GLN
1	52-A	1	MET
1	52-A	20	MET
1	52-A	36	LEU
1	52-A	52	ARG
1	52-A	59	ASN
1	52-A	68	THR
1	52-A	87	ASP
1	52-A	106	LYS
1	52-A	109	LYS
1	52-A	119	VAL

Continued on next page...

Continued from previous page...

Mol	Chain	Res	Type
1	52-A	129	GLU
1	52-A	144	ASP
1	53-A	18	ASN
1	53-A	33	ARG
1	53-A	37	ASP
1	53-A	59	ASN
1	53-A	65	GLN
1	53-A	87	ASP
1	53-A	114	HIS
1	53-A	118	GLU
1	53-A	119	VAL
1	53-A	129	GLU
1	53-A	135	SER
1	53-A	138	SER
1	53-A	144	ASP
1	53-A	152	CYS
1	53-A	157	GLU
1	54-A	20	MET
1	54-A	28	LEU
1	54-A	52	ARG
1	54-A	62	LEU
1	54-A	79	ASP
1	54-A	87	ASP
1	54-A	98	ARG
1	54-A	108	GLN
1	54-A	114	HIS
1	54-A	138	SER
1	54-A	157	GLU
1	55-A	1	MET
1	55-A	18	ASN
1	55-A	20	MET
1	55-A	23	ASN
1	55-A	32	LYS
1	55-A	44	ARG
1	55-A	52	ARG
1	55-A	65	GLN
1	55-A	79	ASP
1	55-A	87	ASP
1	55-A	108	GLN
1	55-A	120	GLU
1	55-A	129	GLU
1	55-A	142	ASP

Continued on next page...

Continued from previous page...

Mol	Chain	Res	Type
1	55-A	148	SER
1	55-A	150	SER
1	55-A	157	GLU
1	56-A	4	LEU
1	56-A	20	MET
1	56-A	23	ASN
1	56-A	32	LYS
1	56-A	33	ARG
1	56-A	44	ARG
1	56-A	59	ASN
1	56-A	64	SER
1	56-A	76	LYS
1	56-A	79	ASP
1	56-A	87	ASP
1	56-A	108	GLN
1	56-A	120	GLU
1	56-A	128	TYR
1	56-A	138	SER
1	56-A	148	SER
1	56-A	156	LEU
1	56-A	157	GLU
1	57-A	1	MET
1	57-A	11	ASP
1	57-A	32	LYS
1	57-A	59	ASN
1	57-A	68	THR
1	57-A	76	LYS
1	57-A	79	ASP
1	57-A	98	ARG
1	57-A	129	GLU
1	57-A	136	VAL
1	57-A	148	SER
1	57-A	152	CYS
1	58-A	2	ILE
1	58-A	11	ASP
1	58-A	59	ASN
1	58-A	64	SER
1	58-A	98	ARG
1	58-A	118	GLU
1	58-A	119	VAL
1	58-A	131	ASP
1	58-A	134	GLU

Continued on next page...

Continued from previous page...

Mol	Chain	Res	Type
1	58-A	144	ASP
1	59-A	11	ASP
1	59-A	20	MET
1	59-A	36	LEU
1	59-A	59	ASN
1	59-A	87	ASP
1	59-A	98	ARG
1	59-A	118	GLU
1	59-A	119	VAL
1	59-A	120	GLU
1	59-A	122	ASP
1	59-A	123	THR
1	59-A	127	ASP
1	59-A	131	ASP
1	59-A	148	SER
1	59-A	150	SER
1	59-A	154	GLU
1	59-A	159	ARG
1	60-A	1	MET
1	60-A	20	MET
1	60-A	36	LEU
1	60-A	52	ARG
1	60-A	59	ASN
1	60-A	68	THR
1	60-A	76	LYS
1	60-A	87	ASP
1	60-A	98	ARG
1	60-A	101	GLU
1	60-A	106	LYS
1	60-A	118	GLU
1	60-A	134	GLU
1	60-A	138	SER
1	60-A	144	ASP
1	60-A	152	CYS
1	61-A	17	GLU
1	61-A	20	MET
1	61-A	23	ASN
1	61-A	30	TRP
1	61-A	44	ARG
1	61-A	52	ARG
1	61-A	87	ASP
1	61-A	98	ARG

Continued on next page...

Continued from previous page...

Mol	Chain	Res	Type
1	61-A	122	ASP
1	61-A	127	ASP
1	61-A	148	SER
1	62-A	10	VAL
1	62-A	23	ASN
1	62-A	33	ARG
1	62-A	54	LEU
1	62-A	58	LYS
1	62-A	59	ASN
1	62-A	80	GLU
1	62-A	87	ASP
1	62-A	98	ARG
1	62-A	119	VAL
1	62-A	128	TYR
1	62-A	137	PHE
1	62-A	138	SER
1	62-A	144	ASP
1	62-A	150	SER
1	63-A	1	MET
1	63-A	10	VAL
1	63-A	16	MET
1	63-A	33	ARG
1	63-A	50	ILE
1	63-A	58	LYS
1	63-A	59	ASN
1	63-A	68	THR
1	63-A	77	SER
1	63-A	79	ASP
1	63-A	120	GLU
1	63-A	128	TYR
1	63-A	137	PHE
1	63-A	144	ASP
1	64-A	10	VAL
1	64-A	20	MET
1	64-A	33	ARG
1	64-A	36	LEU
1	64-A	37	ASP
1	64-A	45	HIS
1	64-A	58	LYS
1	64-A	59	ASN
1	64-A	79	ASP
1	64-A	87	ASP

Continued on next page...

Continued from previous page...

Mol	Chain	Res	Type
1	64-A	108	GLN
1	64-A	120	GLU
1	64-A	128	TYR
1	64-A	129	GLU
1	64-A	144	ASP
1	64-A	152	CYS
1	65-A	17	GLU
1	65-A	33	ARG
1	65-A	45	HIS
1	65-A	48	GLU
1	65-A	77	SER
1	65-A	79	ASP
1	65-A	128	TYR
1	65-A	129	GLU
1	65-A	136	VAL
1	65-A	138	SER
1	65-A	154	GLU
1	65-A	157	GLU
1	66-A	1	MET
1	66-A	4	LEU
1	66-A	12	ARG
1	66-A	18	ASN
1	66-A	20	MET
1	66-A	24	LEU
1	66-A	44	ARG
1	66-A	65	GLN
1	66-A	119	VAL
1	66-A	120	GLU
1	66-A	122	ASP
1	66-A	127	ASP
1	66-A	134	GLU
1	66-A	146	GLN
1	66-A	152	CYS
1	66-A	158	ARG
1	67-A	1	MET
1	67-A	12	ARG
1	67-A	17	GLU
1	67-A	18	ASN
1	67-A	33	ARG
1	67-A	44	ARG
1	67-A	45	HIS
1	67-A	52	ARG

Continued on next page...

Continued from previous page...

Mol	Chain	Res	Type
1	67-A	98	ARG
1	67-A	106	LYS
1	67-A	109	LYS
1	67-A	119	VAL
1	67-A	120	GLU
1	67-A	122	ASP
1	67-A	146	GLN
1	68-A	12	ARG
1	68-A	17	GLU
1	68-A	18	ASN
1	68-A	23	ASN
1	68-A	32	LYS
1	68-A	33	ARG
1	68-A	44	ARG
1	68-A	62	LEU
1	68-A	65	GLN
1	68-A	76	LYS
1	68-A	98	ARG
1	68-A	106	LYS
1	68-A	114	HIS
1	68-A	118	GLU
1	68-A	119	VAL
1	68-A	122	ASP
1	68-A	129	GLU
1	68-A	134	GLU
1	68-A	135	SER
1	68-A	146	GLN
1	68-A	152	CYS
1	68-A	154	GLU
1	69-A	1	MET
1	69-A	4	LEU
1	69-A	11	ASP
1	69-A	20	MET
1	69-A	33	ARG
1	69-A	44	ARG
1	69-A	52	ARG
1	69-A	65	GLN
1	69-A	76	LYS
1	69-A	87	ASP
1	69-A	98	ARG
1	69-A	106	LYS
1	69-A	114	HIS

Continued on next page...

Continued from previous page...

Mol	Chain	Res	Type
1	69-A	122	ASP
1	69-A	127	ASP
1	69-A	132	ASP
1	69-A	150	SER
1	69-A	154	GLU
1	69-A	157	GLU
1	69-A	159	ARG
1	70-A	11	ASP
1	70-A	12	ARG
1	70-A	16	MET
1	70-A	23	ASN
1	70-A	33	ARG
1	70-A	36	LEU
1	70-A	37	ASP
1	70-A	44	ARG
1	70-A	48	GLU
1	70-A	52	ARG
1	70-A	65	GLN
1	70-A	76	LYS
1	70-A	79	ASP
1	70-A	87	ASP
1	70-A	98	ARG
1	70-A	108	GLN
1	70-A	129	GLU
1	70-A	134	GLU
1	70-A	146	GLN
1	70-A	148	SER
1	70-A	152	CYS
1	70-A	157	GLU
1	70-A	158	ARG
1	71-A	12	ARG
1	71-A	33	ARG
1	71-A	44	ARG
1	71-A	45	HIS
1	71-A	52	ARG
1	71-A	65	GLN
1	71-A	98	ARG
1	71-A	106	LYS
1	71-A	118	GLU
1	71-A	122	ASP
1	71-A	132	ASP
1	71-A	144	ASP

Continued on next page...

Continued from previous page...

Mol	Chain	Res	Type
1	71-A	146	GLN
1	71-A	148	SER
1	71-A	154	GLU
1	71-A	158	ARG
1	72-A	18	ASN
1	72-A	33	ARG
1	72-A	59	ASN
1	72-A	62	LEU
1	72-A	65	GLN
1	72-A	68	THR
1	72-A	87	ASP
1	72-A	101	GLU
1	72-A	108	GLN
1	72-A	109	LYS
1	72-A	118	GLU
1	72-A	119	VAL
1	72-A	134	GLU
1	72-A	135	SER
1	72-A	144	ASP
1	72-A	150	SER
1	72-A	157	GLU
1	73-A	16	MET
1	73-A	23	ASN
1	73-A	34	ASN
1	73-A	52	ARG
1	73-A	59	ASN
1	73-A	62	LEU
1	73-A	106	LYS
1	73-A	120	GLU
1	73-A	129	GLU
1	73-A	138	SER
1	73-A	144	ASP
1	73-A	148	SER
1	73-A	157	GLU
1	74-A	1	MET
1	74-A	20	MET
1	74-A	49	SER
1	74-A	52	ARG
1	74-A	70	ASP
1	74-A	120	GLU
1	74-A	122	ASP
1	74-A	129	GLU

Continued on next page...

Continued from previous page...

Mol	Chain	Res	Type
1	74-A	138	SER
1	74-A	157	GLU
1	74-A	158	ARG
1	75-A	17	GLU
1	75-A	20	MET
1	75-A	52	ARG
1	75-A	62	LEU
1	75-A	64	SER
1	75-A	70	ASP
1	75-A	76	LYS
1	75-A	79	ASP
1	75-A	98	ARG
1	75-A	108	GLN
1	75-A	123	THR
1	75-A	129	GLU
1	75-A	138	SER
1	76-A	20	MET
1	76-A	64	SER
1	76-A	65	GLN
1	76-A	76	LYS
1	76-A	79	ASP
1	76-A	120	GLU
1	76-A	144	ASP
1	76-A	148	SER
1	76-A	150	SER
1	77-A	8	LEU
1	77-A	20	MET
1	77-A	37	ASP
1	77-A	64	SER
1	77-A	65	GLN
1	77-A	79	ASP
1	77-A	106	LYS
1	77-A	108	GLN
1	77-A	123	THR
1	78-A	8	LEU
1	78-A	11	ASP
1	78-A	17	GLU
1	78-A	20	MET
1	78-A	24	LEU
1	78-A	32	LYS
1	78-A	33	ARG
1	78-A	44	ARG

Continued on next page...

Continued from previous page...

Mol	Chain	Res	Type
1	78-A	52	ARG
1	78-A	64	SER
1	78-A	66	PRO
1	78-A	119	VAL
1	78-A	120	GLU
1	78-A	122	ASP
1	78-A	123	THR
1	78-A	132	ASP
1	78-A	138	SER
1	78-A	148	SER
1	79-A	8	LEU
1	79-A	11	ASP
1	79-A	17	GLU
1	79-A	20	MET
1	79-A	24	LEU
1	79-A	32	LYS
1	79-A	33	ARG
1	79-A	52	ARG
1	79-A	59	ASN
1	79-A	68	THR
1	79-A	106	LYS
1	79-A	119	VAL
1	79-A	122	ASP
1	79-A	127	ASP
1	80-A	1	MET
1	80-A	8	LEU
1	80-A	12	ARG
1	80-A	20	MET
1	80-A	32	LYS
1	80-A	45	HIS
1	80-A	59	ASN
1	80-A	106	LYS
1	80-A	118	GLU
1	80-A	122	ASP
1	80-A	127	ASP
1	80-A	135	SER
1	80-A	144	ASP
1	80-A	158	ARG

Sometimes sidechains can be flipped to improve hydrogen bonding and reduce clashes. There are no such sidechains identified.

5.3.3 RNA [i](#)

There are no RNA molecules in this entry.

5.4 Non-standard residues in protein, DNA, RNA chains [i](#)

There are no non-standard protein/DNA/RNA residues in this entry.

5.5 Carbohydrates [i](#)

There are no monosaccharides in this entry.

5.6 Ligand geometry [i](#)

160 ligands are modelled in this entry.

In the following table, the Counts columns list the number of bonds (or angles) for which Mogul statistics could be retrieved, the number of bonds (or angles) that are observed in the model and the number of bonds (or angles) that are defined in the Chemical Component Dictionary. The Link column lists molecule types, if any, to which the group is linked. The Z score for a bond length (or angle) is the number of standard deviations the observed value is removed from the expected value. A bond length (or angle) with $|Z| > 2$ is considered an outlier worth inspection. RMSZ is the root-mean-square of all Z scores of the bond lengths (or angles).

Mol	Type	Chain	Res	Link	Bond lengths			Bond angles		
					Counts	RMSZ	# Z > 2	Counts	RMSZ	# Z > 2
3	NAP	40-A	202	-	45,52,52	4.12	11 (24%)	56,80,80	1.64	6 (10%)
3	NAP	22-A	202	-	45,52,52	4.10	11 (24%)	56,80,80	1.60	7 (12%)
3	NAP	38-A	202	-	45,52,52	4.11	11 (24%)	56,80,80	1.57	5 (8%)
2	FOL	24-A	201	-	34,34,34	1.15	2 (5%)	44,47,47	2.02	8 (18%)
3	NAP	2-A	202	-	45,52,52	4.09	11 (24%)	56,80,80	1.62	6 (10%)
3	NAP	15-A	202	-	45,52,52	4.11	11 (24%)	56,80,80	1.59	5 (8%)
2	FOL	8-A	201	-	34,34,34	1.14	2 (5%)	44,47,47	2.09	10 (22%)
2	FOL	3-A	201	-	34,34,34	1.21	2 (5%)	44,47,47	2.08	8 (18%)
2	FOL	28-A	201	-	34,34,34	1.21	2 (5%)	44,47,47	1.90	7 (15%)
3	NAP	64-A	202	-	45,52,52	4.08	11 (24%)	56,80,80	1.60	6 (10%)
2	FOL	22-A	201	-	34,34,34	1.17	2 (5%)	44,47,47	2.08	9 (20%)
2	FOL	50-A	201	-	34,34,34	1.22	2 (5%)	44,47,47	1.97	8 (18%)
3	NAP	5-A	202	-	45,52,52	4.09	11 (24%)	56,80,80	1.58	6 (10%)
2	FOL	36-A	201	-	34,34,34	1.17	2 (5%)	44,47,47	1.91	7 (15%)

Mol	Type	Chain	Res	Link	Bond lengths			Bond angles		
					Counts	RMSZ	# Z > 2	Counts	RMSZ	# Z > 2
3	NAP	3-A	202	-	45,52,52	4.11	11 (24%)	56,80,80	1.55	6 (10%)
2	FOL	49-A	201	-	34,34,34	1.14	2 (5%)	44,47,47	2.09	10 (22%)
2	FOL	71-A	201	-	34,34,34	1.16	3 (8%)	44,47,47	2.50	16 (36%)
3	NAP	39-A	202	-	45,52,52	4.16	11 (24%)	56,80,80	1.58	6 (10%)
2	FOL	31-A	201	-	34,34,34	1.28	2 (5%)	44,47,47	2.03	7 (15%)
2	FOL	19-A	201	-	34,34,34	1.19	2 (5%)	44,47,47	2.06	9 (20%)
2	FOL	23-A	201	-	34,34,34	1.09	2 (5%)	44,47,47	2.10	7 (15%)
3	NAP	44-A	202	-	45,52,52	4.07	11 (24%)	56,80,80	1.64	7 (12%)
2	FOL	29-A	201	-	34,34,34	1.19	3 (8%)	44,47,47	2.14	12 (27%)
2	FOL	60-A	201	-	34,34,34	1.25	2 (5%)	44,47,47	2.14	11 (25%)
3	NAP	52-A	202	-	45,52,52	4.10	11 (24%)	56,80,80	1.59	6 (10%)
3	NAP	61-A	202	-	45,52,52	4.09	11 (24%)	56,80,80	1.54	7 (12%)
2	FOL	4-A	201	-	34,34,34	1.21	2 (5%)	44,47,47	2.06	9 (20%)
2	FOL	61-A	201	-	34,34,34	1.21	2 (5%)	44,47,47	2.20	11 (25%)
2	FOL	72-A	201	-	34,34,34	1.36	4 (11%)	44,47,47	3.03	21 (47%)
2	FOL	17-A	201	-	34,34,34	1.20	3 (8%)	44,47,47	2.03	8 (18%)
3	NAP	27-A	202	-	45,52,52	4.10	11 (24%)	56,80,80	1.47	6 (10%)
3	NAP	48-A	202	-	45,52,52	4.04	11 (24%)	56,80,80	1.65	6 (10%)
2	FOL	27-A	201	-	34,34,34	1.22	2 (5%)	44,47,47	1.97	8 (18%)
2	FOL	78-A	201	-	34,34,34	1.36	3 (8%)	44,47,47	2.36	13 (29%)
2	FOL	52-A	201	-	34,34,34	1.21	2 (5%)	44,47,47	2.18	10 (22%)
3	NAP	43-A	202	-	45,52,52	4.06	11 (24%)	56,80,80	1.60	6 (10%)
2	FOL	40-A	201	-	34,34,34	1.24	2 (5%)	44,47,47	2.25	13 (29%)
3	NAP	11-A	202	-	45,52,52	4.06	11 (24%)	56,80,80	1.57	6 (10%)
2	FOL	47-A	201	-	34,34,34	1.15	2 (5%)	44,47,47	2.13	11 (25%)
2	FOL	65-A	201	-	34,34,34	1.31	2 (5%)	44,47,47	2.33	14 (31%)
3	NAP	12-A	202	-	45,52,52	4.07	11 (24%)	56,80,80	1.60	6 (10%)
3	NAP	10-A	202	-	45,52,52	4.05	11 (24%)	56,80,80	1.66	6 (10%)
3	NAP	75-A	202	-	45,52,52	4.12	11 (24%)	56,80,80	1.63	6 (10%)
3	NAP	26-A	202	-	45,52,52	4.09	11 (24%)	56,80,80	1.51	6 (10%)
2	FOL	59-A	201	-	34,34,34	1.21	2 (5%)	44,47,47	1.99	9 (20%)
2	FOL	45-A	201	-	34,34,34	1.19	2 (5%)	44,47,47	2.08	10 (22%)
2	FOL	7-A	201	-	34,34,34	1.16	2 (5%)	44,47,47	2.02	9 (20%)
2	FOL	63-A	201	-	34,34,34	1.33	2 (5%)	44,47,47	2.41	14 (31%)
3	NAP	21-A	202	-	45,52,52	4.09	11 (24%)	56,80,80	1.53	5 (8%)

Mol	Type	Chain	Res	Link	Bond lengths			Bond angles		
					Counts	RMSZ	# Z > 2	Counts	RMSZ	# Z > 2
2	FOL	15-A	201	-	34,34,34	1.22	2 (5%)	44,47,47	2.08	10 (22%)
3	NAP	28-A	202	-	45,52,52	4.09	11 (24%)	56,80,80	1.68	5 (8%)
2	FOL	2-A	201	-	34,34,34	1.20	2 (5%)	44,47,47	2.01	8 (18%)
3	NAP	53-A	202	-	45,52,52	4.07	11 (24%)	56,80,80	1.62	6 (10%)
3	NAP	73-A	202	-	45,52,52	4.10	11 (24%)	56,80,80	1.57	6 (10%)
2	FOL	80-A	201	-	34,34,34	1.29	3 (8%)	44,47,47	2.23	12 (27%)
2	FOL	21-A	201	-	34,34,34	1.15	2 (5%)	44,47,47	1.94	6 (13%)
3	NAP	1-A	202	-	45,52,52	4.11	11 (24%)	56,80,80	1.61	6 (10%)
2	FOL	5-A	201	-	34,34,34	1.24	2 (5%)	44,47,47	2.09	9 (20%)
2	FOL	37-A	201	-	34,34,34	1.18	3 (8%)	44,47,47	2.06	10 (22%)
3	NAP	71-A	202	-	45,52,52	4.07	11 (24%)	56,80,80	1.66	6 (10%)
2	FOL	20-A	201	-	34,34,34	1.17	2 (5%)	44,47,47	2.03	10 (22%)
3	NAP	35-A	202	-	45,52,52	4.15	11 (24%)	56,80,80	1.58	6 (10%)
2	FOL	6-A	201	-	34,34,34	1.20	2 (5%)	44,47,47	2.01	8 (18%)
2	FOL	25-A	201	-	34,34,34	1.19	2 (5%)	44,47,47	2.25	12 (27%)
3	NAP	41-A	202	-	45,52,52	4.11	11 (24%)	56,80,80	1.55	6 (10%)
3	NAP	58-A	202	-	45,52,52	4.06	11 (24%)	56,80,80	1.56	5 (8%)
2	FOL	46-A	201	-	34,34,34	1.13	2 (5%)	44,47,47	2.13	11 (25%)
2	FOL	48-A	201	-	34,34,34	1.15	2 (5%)	44,47,47	2.17	12 (27%)
3	NAP	19-A	202	-	45,52,52	4.09	11 (24%)	56,80,80	1.63	6 (10%)
2	FOL	39-A	201	-	34,34,34	1.26	3 (8%)	44,47,47	2.15	12 (27%)
3	NAP	25-A	202	-	45,52,52	4.10	11 (24%)	56,80,80	1.59	7 (12%)
2	FOL	9-A	201	-	34,34,34	1.24	2 (5%)	44,47,47	2.11	9 (20%)
2	FOL	73-A	201	-	34,34,34	1.46	5 (14%)	44,47,47	3.18	20 (45%)
3	NAP	65-A	202	-	45,52,52	4.05	11 (24%)	56,80,80	1.66	6 (10%)
2	FOL	13-A	201	-	34,34,34	1.22	2 (5%)	44,47,47	1.96	8 (18%)
2	FOL	16-A	201	-	34,34,34	1.15	2 (5%)	44,47,47	2.01	9 (20%)
2	FOL	1-A	201	-	34,34,34	1.23	2 (5%)	44,47,47	2.04	8 (18%)
3	NAP	78-A	202	-	45,52,52	4.12	11 (24%)	56,80,80	1.58	5 (8%)
3	NAP	34-A	202	-	45,52,52	4.11	11 (24%)	56,80,80	1.66	6 (10%)
3	NAP	6-A	202	-	45,52,52	4.12	11 (24%)	56,80,80	1.55	6 (10%)
3	NAP	20-A	202	-	45,52,52	4.10	11 (24%)	56,80,80	1.52	5 (8%)
3	NAP	46-A	202	-	45,52,52	4.11	11 (24%)	56,80,80	1.55	5 (8%)
2	FOL	18-A	201	-	34,34,34	1.18	2 (5%)	44,47,47	2.06	7 (15%)
3	NAP	45-A	202	-	45,52,52	4.09	11 (24%)	56,80,80	1.59	7 (12%)

Mol	Type	Chain	Res	Link	Bond lengths			Bond angles		
					Counts	RMSZ	# Z > 2	Counts	RMSZ	# Z > 2
2	FOL	76-A	201	-	34,34,34	1.30	3 (8%)	44,47,47	2.36	15 (34%)
3	NAP	80-A	202	-	45,52,52	3.99	11 (24%)	56,80,80	1.75	7 (12%)
3	NAP	47-A	202	-	45,52,52	4.07	11 (24%)	56,80,80	1.61	5 (8%)
2	FOL	62-A	201	-	34,34,34	1.18	2 (5%)	44,47,47	2.07	10 (22%)
2	FOL	68-A	201	-	34,34,34	1.18	2 (5%)	44,47,47	2.24	13 (29%)
2	FOL	32-A	201	-	34,34,34	1.16	2 (5%)	44,47,47	1.98	10 (22%)
2	FOL	43-A	201	-	34,34,34	1.21	2 (5%)	44,47,47	2.05	8 (18%)
3	NAP	60-A	202	-	45,52,52	4.08	11 (24%)	56,80,80	1.63	4 (7%)
3	NAP	79-A	202	-	45,52,52	4.08	11 (24%)	56,80,80	1.52	4 (7%)
2	FOL	38-A	201	-	34,34,34	1.25	3 (8%)	44,47,47	2.02	9 (20%)
3	NAP	77-A	202	-	45,52,52	4.11	11 (24%)	56,80,80	1.50	5 (8%)
3	NAP	23-A	202	-	45,52,52	4.09	11 (24%)	56,80,80	1.63	5 (8%)
3	NAP	37-A	202	-	45,52,52	4.14	11 (24%)	56,80,80	1.63	5 (8%)
2	FOL	77-A	201	-	34,34,34	1.30	3 (8%)	44,47,47	2.35	11 (25%)
3	NAP	74-A	202	-	45,52,52	4.09	12 (26%)	56,80,80	1.73	6 (10%)
2	FOL	66-A	201	-	34,34,34	1.42	3 (8%)	44,47,47	2.27	11 (25%)
2	FOL	70-A	201	-	34,34,34	1.40	5 (14%)	44,47,47	2.44	15 (34%)
2	FOL	33-A	201	-	34,34,34	1.18	2 (5%)	44,47,47	2.06	11 (25%)
3	NAP	42-A	202	-	45,52,52	4.08	11 (24%)	56,80,80	1.66	7 (12%)
3	NAP	17-A	202	-	45,52,52	4.07	11 (24%)	56,80,80	1.56	5 (8%)
3	NAP	54-A	202	-	45,52,52	4.18	11 (24%)	56,80,80	1.61	6 (10%)
2	FOL	14-A	201	-	34,34,34	1.23	2 (5%)	44,47,47	2.16	11 (25%)
2	FOL	34-A	201	-	34,34,34	1.16	2 (5%)	44,47,47	2.04	9 (20%)
3	NAP	33-A	202	-	45,52,52	4.08	11 (24%)	56,80,80	1.51	6 (10%)
3	NAP	16-A	202	-	45,52,52	4.09	11 (24%)	56,80,80	1.59	5 (8%)
3	NAP	14-A	202	-	45,52,52	4.14	11 (24%)	56,80,80	1.50	5 (8%)
3	NAP	59-A	202	-	45,52,52	4.10	11 (24%)	56,80,80	1.51	5 (8%)
2	FOL	55-A	201	-	34,34,34	1.20	2 (5%)	44,47,47	2.15	9 (20%)
2	FOL	10-A	201	-	34,34,34	1.23	2 (5%)	44,47,47	2.05	11 (25%)
2	FOL	42-A	201	-	34,34,34	1.22	2 (5%)	44,47,47	2.01	8 (18%)
3	NAP	69-A	202	-	45,52,52	4.07	11 (24%)	56,80,80	1.61	6 (10%)
3	NAP	18-A	202	-	45,52,52	4.00	11 (24%)	56,80,80	1.59	5 (8%)
2	FOL	69-A	201	-	34,34,34	1.44	5 (14%)	44,47,47	2.68	18 (40%)
2	FOL	35-A	201	-	34,34,34	1.18	2 (5%)	44,47,47	2.02	10 (22%)
2	FOL	26-A	201	-	34,34,34	1.21	3 (8%)	44,47,47	2.06	11 (25%)

Mol	Type	Chain	Res	Link	Bond lengths			Bond angles		
					Counts	RMSZ	# Z > 2	Counts	RMSZ	# Z > 2
2	FOL	44-A	201	-	34,34,34	1.17	2 (5%)	44,47,47	1.98	7 (15%)
2	FOL	56-A	201	-	34,34,34	1.23	2 (5%)	44,47,47	2.14	11 (25%)
3	NAP	4-A	202	-	45,52,52	4.08	11 (24%)	56,80,80	1.60	7 (12%)
2	FOL	11-A	201	-	34,34,34	1.24	2 (5%)	44,47,47	1.96	8 (18%)
3	NAP	49-A	202	-	45,52,52	4.09	11 (24%)	56,80,80	1.64	7 (12%)
2	FOL	53-A	201	-	34,34,34	1.16	2 (5%)	44,47,47	2.08	10 (22%)
3	NAP	36-A	202	-	45,52,52	4.11	11 (24%)	56,80,80	1.59	6 (10%)
2	FOL	67-A	201	-	34,34,34	1.30	4 (11%)	44,47,47	2.60	15 (34%)
2	FOL	12-A	201	-	34,34,34	1.21	2 (5%)	44,47,47	1.97	8 (18%)
3	NAP	68-A	202	-	45,52,52	4.08	11 (24%)	56,80,80	1.55	6 (10%)
3	NAP	56-A	202	-	45,52,52	4.06	11 (24%)	56,80,80	1.55	5 (8%)
3	NAP	30-A	202	-	45,52,52	4.10	11 (24%)	56,80,80	1.56	5 (8%)
3	NAP	50-A	202	-	45,52,52	4.06	11 (24%)	56,80,80	1.62	7 (12%)
3	NAP	66-A	202	-	45,52,52	4.05	11 (24%)	56,80,80	1.66	7 (12%)
3	NAP	57-A	202	-	45,52,52	4.07	11 (24%)	56,80,80	1.62	6 (10%)
2	FOL	64-A	201	-	34,34,34	1.36	3 (8%)	44,47,47	2.63	17 (38%)
2	FOL	30-A	201	-	34,34,34	1.17	2 (5%)	44,47,47	2.02	8 (18%)
3	NAP	9-A	202	-	45,52,52	4.09	11 (24%)	56,80,80	1.60	5 (8%)
2	FOL	79-A	201	-	34,34,34	1.26	2 (5%)	44,47,47	2.32	10 (22%)
3	NAP	31-A	202	-	45,52,52	4.11	11 (24%)	56,80,80	1.48	4 (7%)
3	NAP	72-A	202	-	45,52,52	4.12	11 (24%)	56,80,80	1.58	5 (8%)
2	FOL	75-A	201	-	34,34,34	1.27	3 (8%)	44,47,47	2.10	9 (20%)
2	FOL	74-A	201	-	34,34,34	1.30	2 (5%)	44,47,47	2.39	13 (29%)
3	NAP	76-A	202	-	45,52,52	4.14	11 (24%)	56,80,80	1.54	6 (10%)
3	NAP	13-A	202	-	45,52,52	4.10	11 (24%)	56,80,80	1.59	4 (7%)
2	FOL	58-A	201	-	34,34,34	1.23	2 (5%)	44,47,47	2.17	12 (27%)
3	NAP	24-A	202	-	45,52,52	4.10	11 (24%)	56,80,80	1.53	7 (12%)
3	NAP	63-A	202	-	45,52,52	4.06	11 (24%)	56,80,80	1.60	6 (10%)
3	NAP	32-A	202	-	45,52,52	4.12	11 (24%)	56,80,80	1.49	4 (7%)
2	FOL	41-A	201	-	34,34,34	1.21	3 (8%)	44,47,47	2.05	8 (18%)
2	FOL	54-A	201	-	34,34,34	1.15	2 (5%)	44,47,47	2.16	13 (29%)
3	NAP	62-A	202	-	45,52,52	4.09	11 (24%)	56,80,80	1.58	6 (10%)
3	NAP	51-A	202	-	45,52,52	4.07	11 (24%)	56,80,80	1.51	5 (8%)
2	FOL	57-A	201	-	34,34,34	1.23	2 (5%)	44,47,47	2.16	12 (27%)
3	NAP	55-A	202	-	45,52,52	4.08	11 (24%)	56,80,80	1.69	5 (8%)

Mol	Type	Chain	Res	Link	Bond lengths			Bond angles		
					Counts	RMSZ	# Z > 2	Counts	RMSZ	# Z > 2
3	NAP	67-A	202	-	45,52,52	4.01	11 (24%)	56,80,80	1.59	6 (10%)
3	NAP	8-A	202	-	45,52,52	4.08	12 (26%)	56,80,80	1.51	4 (7%)
2	FOL	51-A	201	-	34,34,34	1.18	2 (5%)	44,47,47	1.99	8 (18%)
3	NAP	7-A	202	-	45,52,52	4.14	11 (24%)	56,80,80	1.65	6 (10%)
3	NAP	70-A	202	-	45,52,52	4.09	11 (24%)	56,80,80	1.60	6 (10%)
3	NAP	29-A	202	-	45,52,52	4.10	11 (24%)	56,80,80	1.56	6 (10%)

In the following table, the Chirals column lists the number of chiral outliers, the number of chiral centers analysed, the number of these observed in the model and the number defined in the Chemical Component Dictionary. Similar counts are reported in the Torsion and Rings columns. '-' means no outliers of that kind were identified.

Mol	Type	Chain	Res	Link	Chirals	Torsions	Rings
3	NAP	40-A	202	-	-	4/31/67/67	0/5/5/5
3	NAP	22-A	202	-	-	3/31/67/67	0/5/5/5
3	NAP	38-A	202	-	-	1/31/67/67	0/5/5/5
2	FOL	24-A	201	-	-	6/22/22/22	0/3/3/3
3	NAP	2-A	202	-	-	2/31/67/67	0/5/5/5
3	NAP	15-A	202	-	-	6/31/67/67	0/5/5/5
2	FOL	8-A	201	-	-	6/22/22/22	0/3/3/3
2	FOL	3-A	201	-	-	5/22/22/22	0/3/3/3
2	FOL	28-A	201	-	-	4/22/22/22	0/3/3/3
3	NAP	64-A	202	-	-	2/31/67/67	0/5/5/5
2	FOL	22-A	201	-	-	0/22/22/22	0/3/3/3
2	FOL	50-A	201	-	-	1/22/22/22	0/3/3/3
3	NAP	5-A	202	-	-	4/31/67/67	0/5/5/5
2	FOL	36-A	201	-	-	2/22/22/22	0/3/3/3
3	NAP	3-A	202	-	-	2/31/67/67	0/5/5/5
2	FOL	49-A	201	-	-	3/22/22/22	0/3/3/3
2	FOL	71-A	201	-	-	16/22/22/22	0/3/3/3
3	NAP	39-A	202	-	-	2/31/67/67	0/5/5/5
2	FOL	31-A	201	-	-	7/22/22/22	0/3/3/3
2	FOL	19-A	201	-	-	3/22/22/22	0/3/3/3
2	FOL	23-A	201	-	-	2/22/22/22	0/3/3/3
3	NAP	44-A	202	-	-	4/31/67/67	0/5/5/5
2	FOL	29-A	201	-	-	4/22/22/22	0/3/3/3
2	FOL	60-A	201	-	-	0/22/22/22	0/3/3/3

Continued on next page...

Continued from previous page...

Mol	Type	Chain	Res	Link	Chirals	Torsions	Rings
3	NAP	52-A	202	-	-	3/31/67/67	0/5/5/5
3	NAP	61-A	202	-	-	3/31/67/67	0/5/5/5
2	FOL	4-A	201	-	-	2/22/22/22	0/3/3/3
2	FOL	61-A	201	-	-	6/22/22/22	0/3/3/3
2	FOL	72-A	201	-	-	12/22/22/22	0/3/3/3
2	FOL	17-A	201	-	-	4/22/22/22	0/3/3/3
3	NAP	27-A	202	-	-	3/31/67/67	0/5/5/5
3	NAP	48-A	202	-	-	3/31/67/67	0/5/5/5
2	FOL	27-A	201	-	-	2/22/22/22	0/3/3/3
2	FOL	78-A	201	-	-	8/22/22/22	0/3/3/3
2	FOL	52-A	201	-	-	4/22/22/22	0/3/3/3
3	NAP	43-A	202	-	-	2/31/67/67	0/5/5/5
2	FOL	40-A	201	-	-	3/22/22/22	0/3/3/3
3	NAP	11-A	202	-	-	1/31/67/67	0/5/5/5
2	FOL	47-A	201	-	-	4/22/22/22	0/3/3/3
2	FOL	65-A	201	-	-	5/22/22/22	0/3/3/3
3	NAP	12-A	202	-	-	3/31/67/67	0/5/5/5
3	NAP	10-A	202	-	-	3/31/67/67	0/5/5/5
3	NAP	75-A	202	-	-	5/31/67/67	0/5/5/5
3	NAP	26-A	202	-	-	5/31/67/67	0/5/5/5
2	FOL	59-A	201	-	-	3/22/22/22	0/3/3/3
2	FOL	45-A	201	-	-	2/22/22/22	0/3/3/3
2	FOL	7-A	201	-	-	8/22/22/22	0/3/3/3
2	FOL	63-A	201	-	-	5/22/22/22	0/3/3/3
3	NAP	21-A	202	-	-	2/31/67/67	0/5/5/5
2	FOL	15-A	201	-	-	6/22/22/22	0/3/3/3
3	NAP	28-A	202	-	-	4/31/67/67	0/5/5/5
2	FOL	2-A	201	-	-	2/22/22/22	0/3/3/3
3	NAP	53-A	202	-	-	4/31/67/67	0/5/5/5
3	NAP	73-A	202	-	-	5/31/67/67	0/5/5/5
2	FOL	80-A	201	-	-	11/22/22/22	0/3/3/3
2	FOL	21-A	201	-	-	0/22/22/22	0/3/3/3
3	NAP	1-A	202	-	-	2/31/67/67	0/5/5/5
2	FOL	5-A	201	-	-	5/22/22/22	0/3/3/3
2	FOL	37-A	201	-	-	1/22/22/22	0/3/3/3

Continued on next page...

Continued from previous page...

Mol	Type	Chain	Res	Link	Chirals	Torsions	Rings
3	NAP	71-A	202	-	-	4/31/67/67	0/5/5/5
2	FOL	20-A	201	-	-	4/22/22/22	0/3/3/3
3	NAP	35-A	202	-	-	4/31/67/67	0/5/5/5
2	FOL	6-A	201	-	-	2/22/22/22	0/3/3/3
2	FOL	25-A	201	-	-	4/22/22/22	0/3/3/3
3	NAP	41-A	202	-	-	2/31/67/67	0/5/5/5
3	NAP	58-A	202	-	-	4/31/67/67	0/5/5/5
2	FOL	46-A	201	-	-	3/22/22/22	0/3/3/3
2	FOL	48-A	201	-	-	6/22/22/22	0/3/3/3
3	NAP	19-A	202	-	-	4/31/67/67	0/5/5/5
2	FOL	39-A	201	-	-	6/22/22/22	0/3/3/3
3	NAP	25-A	202	-	-	3/31/67/67	0/5/5/5
2	FOL	9-A	201	-	-	5/22/22/22	0/3/3/3
2	FOL	73-A	201	-	-	5/22/22/22	0/3/3/3
3	NAP	65-A	202	-	-	3/31/67/67	0/5/5/5
2	FOL	13-A	201	-	-	0/22/22/22	0/3/3/3
2	FOL	16-A	201	-	-	2/22/22/22	0/3/3/3
2	FOL	1-A	201	-	-	0/22/22/22	0/3/3/3
3	NAP	78-A	202	-	-	2/31/67/67	0/5/5/5
3	NAP	34-A	202	-	-	4/31/67/67	0/5/5/5
3	NAP	6-A	202	-	-	3/31/67/67	0/5/5/5
3	NAP	20-A	202	-	-	5/31/67/67	0/5/5/5
3	NAP	46-A	202	-	-	5/31/67/67	0/5/5/5
2	FOL	18-A	201	-	-	2/22/22/22	0/3/3/3
3	NAP	45-A	202	-	-	3/31/67/67	0/5/5/5
2	FOL	76-A	201	-	-	7/22/22/22	0/3/3/3
3	NAP	80-A	202	-	-	6/31/67/67	0/5/5/5
3	NAP	47-A	202	-	-	3/31/67/67	0/5/5/5
2	FOL	62-A	201	-	-	7/22/22/22	0/3/3/3
2	FOL	68-A	201	-	-	9/22/22/22	0/3/3/3
2	FOL	32-A	201	-	-	2/22/22/22	0/3/3/3
2	FOL	43-A	201	-	-	5/22/22/22	0/3/3/3
3	NAP	60-A	202	-	-	4/31/67/67	0/5/5/5
3	NAP	79-A	202	-	-	2/31/67/67	0/5/5/5

Continued on next page...

Continued from previous page...

Mol	Type	Chain	Res	Link	Chirals	Torsions	Rings
2	FOL	38-A	201	-	-	8/22/22/22	0/3/3/3
3	NAP	77-A	202	-	-	1/31/67/67	0/5/5/5
3	NAP	23-A	202	-	-	4/31/67/67	0/5/5/5
3	NAP	37-A	202	-	-	3/31/67/67	0/5/5/5
2	FOL	77-A	201	-	-	4/22/22/22	0/3/3/3
3	NAP	74-A	202	-	-	3/31/67/67	0/5/5/5
2	FOL	66-A	201	-	-	7/22/22/22	0/3/3/3
2	FOL	70-A	201	-	-	10/22/22/22	0/3/3/3
2	FOL	33-A	201	-	-	4/22/22/22	0/3/3/3
3	NAP	42-A	202	-	-	1/31/67/67	0/5/5/5
3	NAP	17-A	202	-	-	1/31/67/67	0/5/5/5
3	NAP	54-A	202	-	-	10/31/67/67	0/5/5/5
2	FOL	14-A	201	-	-	0/22/22/22	0/3/3/3
2	FOL	34-A	201	-	-	2/22/22/22	0/3/3/3
3	NAP	33-A	202	-	-	2/31/67/67	0/5/5/5
3	NAP	16-A	202	-	-	4/31/67/67	0/5/5/5
3	NAP	14-A	202	-	-	2/31/67/67	0/5/5/5
3	NAP	59-A	202	-	-	3/31/67/67	0/5/5/5
2	FOL	55-A	201	-	-	5/22/22/22	0/3/3/3
2	FOL	10-A	201	-	-	4/22/22/22	0/3/3/3
2	FOL	42-A	201	-	-	5/22/22/22	0/3/3/3
3	NAP	69-A	202	-	-	2/31/67/67	0/5/5/5
3	NAP	18-A	202	-	-	4/31/67/67	0/5/5/5
2	FOL	69-A	201	-	-	9/22/22/22	0/3/3/3
2	FOL	35-A	201	-	-	7/22/22/22	0/3/3/3
2	FOL	26-A	201	-	-	2/22/22/22	0/3/3/3
2	FOL	44-A	201	-	-	2/22/22/22	0/3/3/3
2	FOL	56-A	201	-	-	7/22/22/22	0/3/3/3
3	NAP	4-A	202	-	-	3/31/67/67	0/5/5/5
2	FOL	11-A	201	-	-	5/22/22/22	0/3/3/3
3	NAP	49-A	202	-	-	2/31/67/67	0/5/5/5
2	FOL	53-A	201	-	-	4/22/22/22	0/3/3/3
3	NAP	36-A	202	-	-	3/31/67/67	0/5/5/5
2	FOL	67-A	201	-	-	11/22/22/22	0/3/3/3
2	FOL	12-A	201	-	-	4/22/22/22	0/3/3/3

Continued on next page...

Continued from previous page...

Mol	Type	Chain	Res	Link	Chirals	Torsions	Rings
3	NAP	68-A	202	-	-	4/31/67/67	0/5/5/5
3	NAP	56-A	202	-	-	3/31/67/67	0/5/5/5
3	NAP	30-A	202	-	-	3/31/67/67	0/5/5/5
3	NAP	50-A	202	-	-	3/31/67/67	0/5/5/5
3	NAP	66-A	202	-	-	3/31/67/67	0/5/5/5
3	NAP	57-A	202	-	-	3/31/67/67	0/5/5/5
2	FOL	64-A	201	-	-	14/22/22/22	0/3/3/3
2	FOL	30-A	201	-	-	4/22/22/22	0/3/3/3
3	NAP	9-A	202	-	-	1/31/67/67	0/5/5/5
2	FOL	79-A	201	-	-	6/22/22/22	0/3/3/3
3	NAP	31-A	202	-	-	3/31/67/67	0/5/5/5
3	NAP	72-A	202	-	-	3/31/67/67	0/5/5/5
2	FOL	75-A	201	-	-	9/22/22/22	0/3/3/3
2	FOL	74-A	201	-	-	9/22/22/22	0/3/3/3
3	NAP	76-A	202	-	-	3/31/67/67	0/5/5/5
3	NAP	13-A	202	-	-	4/31/67/67	0/5/5/5
2	FOL	58-A	201	-	-	10/22/22/22	0/3/3/3
3	NAP	24-A	202	-	-	2/31/67/67	0/5/5/5
3	NAP	63-A	202	-	-	3/31/67/67	0/5/5/5
3	NAP	32-A	202	-	-	4/31/67/67	0/5/5/5
2	FOL	41-A	201	-	-	4/22/22/22	0/3/3/3
2	FOL	54-A	201	-	-	2/22/22/22	0/3/3/3
3	NAP	62-A	202	-	-	2/31/67/67	0/5/5/5
3	NAP	51-A	202	-	-	2/31/67/67	0/5/5/5
2	FOL	57-A	201	-	-	8/22/22/22	0/3/3/3
3	NAP	55-A	202	-	-	4/31/67/67	0/5/5/5
3	NAP	67-A	202	-	-	2/31/67/67	0/5/5/5
3	NAP	8-A	202	-	-	3/31/67/67	0/5/5/5
2	FOL	51-A	201	-	-	1/22/22/22	0/3/3/3
3	NAP	7-A	202	-	-	3/31/67/67	0/5/5/5
3	NAP	70-A	202	-	-	4/31/67/67	0/5/5/5
3	NAP	29-A	202	-	-	3/31/67/67	0/5/5/5

All (1070) bond length outliers are listed below:

Mol	Chain	Res	Type	Atoms	Z	Observed(Å)	Ideal(Å)
3	55-A	202	NAP	C2D-C1D	-15.25	1.30	1.53
3	54-A	202	NAP	C2D-C1D	-15.22	1.30	1.53
3	14-A	202	NAP	C2D-C1D	-15.09	1.30	1.53
3	79-A	202	NAP	C2D-C1D	-15.09	1.30	1.53
3	19-A	202	NAP	C2D-C1D	-15.03	1.31	1.53
3	7-A	202	NAP	C2D-C1D	-15.03	1.31	1.53
3	16-A	202	NAP	C2D-C1D	-14.94	1.31	1.53
3	8-A	202	NAP	C2D-C1D	-14.93	1.31	1.53
3	15-A	202	NAP	C2D-C1D	-14.87	1.31	1.53
3	78-A	202	NAP	C2D-C1D	-14.86	1.31	1.53
3	69-A	202	NAP	C2D-C1D	-14.84	1.31	1.53
3	72-A	202	NAP	C2D-C1D	-14.80	1.31	1.53
3	20-A	202	NAP	C2D-C1D	-14.79	1.31	1.53
3	6-A	202	NAP	C2D-C1D	-14.79	1.31	1.53
3	68-A	202	NAP	C2D-C1D	-14.78	1.31	1.53
3	13-A	202	NAP	C2D-C1D	-14.76	1.31	1.53
3	54-A	202	NAP	O4B-C1B	14.75	1.61	1.41
3	51-A	202	NAP	C2D-C1D	-14.74	1.31	1.53
3	77-A	202	NAP	C2D-C1D	-14.73	1.31	1.53
3	74-A	202	NAP	C2D-C1D	-14.72	1.31	1.53
3	70-A	202	NAP	C2D-C1D	-14.71	1.31	1.53
3	5-A	202	NAP	C2D-C1D	-14.69	1.31	1.53
3	46-A	202	NAP	C2D-C1D	-14.67	1.31	1.53
3	27-A	202	NAP	C2D-C1D	-14.67	1.31	1.53
3	76-A	202	NAP	C2D-C1D	-14.66	1.31	1.53
3	47-A	202	NAP	C2D-C1D	-14.66	1.31	1.53
3	4-A	202	NAP	C2D-C1D	-14.66	1.31	1.53
3	3-A	202	NAP	C2D-C1D	-14.66	1.31	1.53
3	50-A	202	NAP	C2D-C1D	-14.65	1.31	1.53
3	9-A	202	NAP	C2D-C1D	-14.64	1.31	1.53
3	61-A	202	NAP	C2D-C1D	-14.64	1.31	1.53
3	71-A	202	NAP	C2D-C1D	-14.64	1.31	1.53
3	60-A	202	NAP	C2D-C1D	-14.64	1.31	1.53
3	17-A	202	NAP	C2D-C1D	-14.64	1.31	1.53
3	21-A	202	NAP	C2D-C1D	-14.63	1.31	1.53
3	49-A	202	NAP	C2D-C1D	-14.62	1.31	1.53
3	32-A	202	NAP	C2D-C1D	-14.62	1.31	1.53
3	22-A	202	NAP	C2D-C1D	-14.61	1.31	1.53
3	59-A	202	NAP	C2D-C1D	-14.61	1.31	1.53
3	43-A	202	NAP	C2D-C1D	-14.61	1.31	1.53
3	73-A	202	NAP	C2D-C1D	-14.59	1.31	1.53
3	75-A	202	NAP	C2D-C1D	-14.58	1.31	1.53
3	42-A	202	NAP	C2D-C1D	-14.58	1.31	1.53

Continued on next page...

Continued from previous page...

Mol	Chain	Res	Type	Atoms	Z	Observed(Å)	Ideal(Å)
3	37-A	202	NAP	C2D-C1D	-14.57	1.31	1.53
3	38-A	202	NAP	O4B-C1B	14.57	1.61	1.41
3	80-A	202	NAP	C2D-C1D	-14.57	1.31	1.53
3	23-A	202	NAP	C2D-C1D	-14.56	1.31	1.53
3	52-A	202	NAP	C2D-C1D	-14.55	1.31	1.53
3	1-A	202	NAP	C2D-C1D	-14.55	1.31	1.53
3	39-A	202	NAP	O4B-C1B	14.54	1.61	1.41
3	26-A	202	NAP	C2D-C1D	-14.53	1.31	1.53
3	28-A	202	NAP	C2D-C1D	-14.53	1.31	1.53
3	56-A	202	NAP	C2D-C1D	-14.53	1.31	1.53
3	35-A	202	NAP	C2D-C1D	-14.52	1.31	1.53
3	39-A	202	NAP	C2D-C1D	-14.51	1.31	1.53
3	64-A	202	NAP	C2D-C1D	-14.51	1.31	1.53
3	30-A	202	NAP	C2D-C1D	-14.50	1.31	1.53
3	24-A	202	NAP	C2D-C1D	-14.49	1.31	1.53
3	62-A	202	NAP	C2D-C1D	-14.49	1.31	1.53
3	45-A	202	NAP	C2D-C1D	-14.48	1.31	1.53
3	53-A	202	NAP	C2D-C1D	-14.48	1.31	1.53
3	36-A	202	NAP	C2D-C1D	-14.48	1.31	1.53
3	2-A	202	NAP	C2D-C1D	-14.46	1.31	1.53
3	11-A	202	NAP	C2D-C1D	-14.46	1.31	1.53
3	31-A	202	NAP	C2D-C1D	-14.44	1.31	1.53
3	12-A	202	NAP	C2D-C1D	-14.44	1.31	1.53
3	75-A	202	NAP	O4B-C1B	14.43	1.61	1.41
3	10-A	202	NAP	C2D-C1D	-14.42	1.31	1.53
3	29-A	202	NAP	C2D-C1D	-14.42	1.31	1.53
3	37-A	202	NAP	O4B-C1B	14.42	1.61	1.41
3	58-A	202	NAP	C2D-C1D	-14.42	1.31	1.53
3	48-A	202	NAP	C2D-C1D	-14.41	1.31	1.53
3	35-A	202	NAP	O4B-C1B	14.41	1.61	1.41
3	25-A	202	NAP	C2D-C1D	-14.41	1.31	1.53
3	34-A	202	NAP	O4B-C1B	14.41	1.61	1.41
3	66-A	202	NAP	C2D-C1D	-14.39	1.31	1.53
3	57-A	202	NAP	C2D-C1D	-14.38	1.31	1.53
3	63-A	202	NAP	C2D-C1D	-14.38	1.31	1.53
3	40-A	202	NAP	C2D-C1D	-14.35	1.32	1.53
3	58-A	202	NAP	O4B-C1B	14.35	1.61	1.41
3	38-A	202	NAP	C2D-C1D	-14.33	1.32	1.53
3	59-A	202	NAP	O4B-C1B	14.33	1.61	1.41
3	33-A	202	NAP	C2D-C1D	-14.33	1.32	1.53
3	18-A	202	NAP	C2D-C1D	-14.32	1.32	1.53
3	40-A	202	NAP	O4B-C1B	14.31	1.61	1.41

Continued on next page...

Continued from previous page...

Mol	Chain	Res	Type	Atoms	Z	Observed(Å)	Ideal(Å)
3	57-A	202	NAP	O4B-C1B	14.30	1.61	1.41
3	65-A	202	NAP	O4B-C1B	14.30	1.61	1.41
3	62-A	202	NAP	O4B-C1B	14.29	1.61	1.41
3	33-A	202	NAP	O4B-C1B	14.28	1.61	1.41
3	34-A	202	NAP	C2D-C1D	-14.28	1.32	1.53
3	60-A	202	NAP	O4B-C1B	14.27	1.61	1.41
3	28-A	202	NAP	O4B-C1B	14.26	1.61	1.41
3	41-A	202	NAP	O4B-C1B	14.26	1.61	1.41
3	41-A	202	NAP	C2D-C1D	-14.25	1.32	1.53
3	27-A	202	NAP	O4B-C1B	14.24	1.61	1.41
3	76-A	202	NAP	O4B-C1B	14.24	1.60	1.41
3	65-A	202	NAP	C2D-C1D	-14.21	1.32	1.53
3	32-A	202	NAP	O4B-C1B	14.21	1.60	1.41
3	26-A	202	NAP	O4B-C1B	14.21	1.60	1.41
3	30-A	202	NAP	O4B-C1B	14.20	1.60	1.41
3	63-A	202	NAP	O4B-C1B	14.20	1.60	1.41
3	2-A	202	NAP	O4B-C1B	14.19	1.60	1.41
3	14-A	202	NAP	O4B-C1B	14.19	1.60	1.41
3	36-A	202	NAP	O4B-C1B	14.18	1.60	1.41
3	31-A	202	NAP	O4B-C1B	14.16	1.60	1.41
3	44-A	202	NAP	C2D-C1D	-14.16	1.32	1.53
3	72-A	202	NAP	O4B-C1B	14.15	1.60	1.41
3	49-A	202	NAP	O4B-C1B	14.14	1.60	1.41
3	29-A	202	NAP	O4B-C1B	14.13	1.60	1.41
3	78-A	202	NAP	O4B-C1B	14.12	1.60	1.41
3	66-A	202	NAP	O4B-C1B	14.12	1.60	1.41
3	67-A	202	NAP	C2D-C1D	-14.11	1.32	1.53
3	69-A	202	NAP	O4B-C1B	14.10	1.60	1.41
3	25-A	202	NAP	O4B-C1B	14.10	1.60	1.41
3	70-A	202	NAP	O4B-C1B	14.09	1.60	1.41
3	61-A	202	NAP	O4B-C1B	14.09	1.60	1.41
3	46-A	202	NAP	O4B-C1B	14.08	1.60	1.41
3	10-A	202	NAP	O4B-C1B	14.08	1.60	1.41
3	15-A	202	NAP	O4B-C1B	14.07	1.60	1.41
3	68-A	202	NAP	O4B-C1B	14.07	1.60	1.41
3	45-A	202	NAP	O4B-C1B	14.06	1.60	1.41
3	42-A	202	NAP	O4B-C1B	14.05	1.60	1.41
3	52-A	202	NAP	O4B-C1B	14.05	1.60	1.41
3	67-A	202	NAP	O4B-C1B	14.05	1.60	1.41
3	7-A	202	NAP	O4B-C1B	14.04	1.60	1.41
3	73-A	202	NAP	O4B-C1B	14.04	1.60	1.41
3	56-A	202	NAP	O4B-C1B	14.03	1.60	1.41

Continued on next page...

Continued from previous page...

Mol	Chain	Res	Type	Atoms	Z	Observed(Å)	Ideal(Å)
3	6-A	202	NAP	O4B-C1B	14.02	1.60	1.41
3	9-A	202	NAP	O4B-C1B	14.02	1.60	1.41
3	21-A	202	NAP	O4B-C1B	14.02	1.60	1.41
3	1-A	202	NAP	O4B-C1B	14.02	1.60	1.41
3	12-A	202	NAP	O4B-C1B	14.01	1.60	1.41
3	64-A	202	NAP	O4B-C1B	14.01	1.60	1.41
3	77-A	202	NAP	O4B-C1B	14.01	1.60	1.41
3	13-A	202	NAP	O4B-C1B	13.99	1.60	1.41
3	23-A	202	NAP	O4B-C1B	13.98	1.60	1.41
3	3-A	202	NAP	O4B-C1B	13.98	1.60	1.41
3	4-A	202	NAP	O4B-C1B	13.98	1.60	1.41
3	22-A	202	NAP	O4B-C1B	13.97	1.60	1.41
3	71-A	202	NAP	O4B-C1B	13.97	1.60	1.41
3	74-A	202	NAP	O4B-C1B	13.96	1.60	1.41
3	24-A	202	NAP	O4B-C1B	13.95	1.60	1.41
3	17-A	202	NAP	O4B-C1B	13.95	1.60	1.41
3	55-A	202	NAP	O4B-C1B	13.94	1.60	1.41
3	5-A	202	NAP	O4B-C1B	13.94	1.60	1.41
3	48-A	202	NAP	O4B-C1B	13.93	1.60	1.41
3	11-A	202	NAP	O4B-C1B	13.92	1.60	1.41
3	51-A	202	NAP	O4B-C1B	13.91	1.60	1.41
3	50-A	202	NAP	O4B-C1B	13.91	1.60	1.41
3	39-A	202	NAP	O4D-C1D	13.89	1.60	1.41
3	35-A	202	NAP	O4D-C1D	13.89	1.60	1.41
3	53-A	202	NAP	O4B-C1B	13.88	1.60	1.41
3	20-A	202	NAP	O4B-C1B	13.87	1.60	1.41
3	47-A	202	NAP	O4B-C1B	13.85	1.60	1.41
3	3-A	202	NAP	O4D-C1D	13.85	1.60	1.41
3	44-A	202	NAP	O4D-C1D	13.84	1.60	1.41
3	40-A	202	NAP	O4D-C1D	13.83	1.60	1.41
3	79-A	202	NAP	O4B-C1B	13.80	1.60	1.41
3	34-A	202	NAP	O4D-C1D	13.79	1.60	1.41
3	16-A	202	NAP	O4B-C1B	13.79	1.60	1.41
3	44-A	202	NAP	O4B-C1B	13.79	1.60	1.41
3	37-A	202	NAP	O4D-C1D	13.75	1.60	1.41
3	76-A	202	NAP	O4D-C1D	13.75	1.60	1.41
3	32-A	202	NAP	O4D-C1D	13.73	1.60	1.41
3	77-A	202	NAP	O4D-C1D	13.72	1.60	1.41
3	36-A	202	NAP	O4D-C1D	13.71	1.60	1.41
3	8-A	202	NAP	O4B-C1B	13.71	1.60	1.41
3	7-A	202	NAP	O4D-C1D	13.71	1.60	1.41
3	19-A	202	NAP	O4B-C1B	13.71	1.60	1.41

Continued on next page...

Continued from previous page...

Mol	Chain	Res	Type	Atoms	Z	Observed(Å)	Ideal(Å)
3	41-A	202	NAP	O4D-C1D	13.70	1.60	1.41
3	29-A	202	NAP	O4D-C1D	13.70	1.60	1.41
3	31-A	202	NAP	O4D-C1D	13.69	1.60	1.41
3	1-A	202	NAP	O4D-C1D	13.67	1.60	1.41
3	24-A	202	NAP	O4D-C1D	13.66	1.60	1.41
3	25-A	202	NAP	O4D-C1D	13.65	1.60	1.41
3	78-A	202	NAP	O4D-C1D	13.64	1.60	1.41
3	43-A	202	NAP	O4B-C1B	13.62	1.60	1.41
3	6-A	202	NAP	O4D-C1D	13.61	1.60	1.41
3	45-A	202	NAP	O4D-C1D	13.60	1.60	1.41
3	43-A	202	NAP	O4D-C1D	13.57	1.60	1.41
3	75-A	202	NAP	O4D-C1D	13.55	1.60	1.41
3	73-A	202	NAP	O4D-C1D	13.54	1.60	1.41
3	23-A	202	NAP	O4D-C1D	13.53	1.60	1.41
3	26-A	202	NAP	O4D-C1D	13.53	1.60	1.41
3	52-A	202	NAP	O4D-C1D	13.53	1.60	1.41
3	15-A	202	NAP	O4D-C1D	13.52	1.59	1.41
3	4-A	202	NAP	O4D-C1D	13.52	1.59	1.41
3	33-A	202	NAP	O4D-C1D	13.51	1.59	1.41
3	5-A	202	NAP	O4D-C1D	13.51	1.59	1.41
3	9-A	202	NAP	O4D-C1D	13.50	1.59	1.41
3	13-A	202	NAP	O4D-C1D	13.50	1.59	1.41
3	18-A	202	NAP	O4B-C1B	13.48	1.59	1.41
3	72-A	202	NAP	O4D-C1D	13.48	1.59	1.41
3	53-A	202	NAP	O4D-C1D	13.47	1.59	1.41
3	30-A	202	NAP	O4D-C1D	13.46	1.59	1.41
3	46-A	202	NAP	O4D-C1D	13.45	1.59	1.41
3	38-A	202	NAP	O4D-C1D	13.44	1.59	1.41
3	54-A	202	NAP	O4D-C1D	13.43	1.59	1.41
3	61-A	202	NAP	O4D-C1D	13.43	1.59	1.41
3	12-A	202	NAP	O4D-C1D	13.42	1.59	1.41
3	22-A	202	NAP	O4D-C1D	13.42	1.59	1.41
3	8-A	202	NAP	O4D-C1D	13.42	1.59	1.41
3	74-A	202	NAP	O4D-C1D	13.41	1.59	1.41
3	62-A	202	NAP	O4D-C1D	13.40	1.59	1.41
3	20-A	202	NAP	O4D-C1D	13.39	1.59	1.41
3	2-A	202	NAP	O4D-C1D	13.38	1.59	1.41
3	47-A	202	NAP	O4D-C1D	13.38	1.59	1.41
3	16-A	202	NAP	O4D-C1D	13.37	1.59	1.41
3	64-A	202	NAP	O4D-C1D	13.37	1.59	1.41
3	27-A	202	NAP	O4D-C1D	13.36	1.59	1.41
3	14-A	202	NAP	O4D-C1D	13.36	1.59	1.41

Continued on next page...

Continued from previous page...

Mol	Chain	Res	Type	Atoms	Z	Observed(Å)	Ideal(Å)
3	21-A	202	NAP	O4D-C1D	13.35	1.59	1.41
3	70-A	202	NAP	O4D-C1D	13.34	1.59	1.41
3	28-A	202	NAP	O4D-C1D	13.33	1.59	1.41
3	71-A	202	NAP	O4D-C1D	13.30	1.59	1.41
3	42-A	202	NAP	O4D-C1D	13.29	1.59	1.41
3	79-A	202	NAP	O4D-C1D	13.29	1.59	1.41
3	63-A	202	NAP	O4D-C1D	13.28	1.59	1.41
3	19-A	202	NAP	O4D-C1D	13.26	1.59	1.41
3	48-A	202	NAP	O4D-C1D	13.22	1.59	1.41
3	49-A	202	NAP	O4D-C1D	13.22	1.59	1.41
3	68-A	202	NAP	O4D-C1D	13.22	1.59	1.41
3	59-A	202	NAP	O4D-C1D	13.21	1.59	1.41
3	10-A	202	NAP	O4D-C1D	13.20	1.59	1.41
3	17-A	202	NAP	O4D-C1D	13.20	1.59	1.41
3	80-A	202	NAP	O4D-C1D	13.20	1.59	1.41
3	60-A	202	NAP	O4D-C1D	13.19	1.59	1.41
3	11-A	202	NAP	O4D-C1D	13.19	1.59	1.41
3	56-A	202	NAP	O4D-C1D	13.18	1.59	1.41
3	80-A	202	NAP	O4B-C1B	13.17	1.59	1.41
3	50-A	202	NAP	O4D-C1D	13.15	1.59	1.41
3	57-A	202	NAP	O4D-C1D	13.10	1.59	1.41
3	58-A	202	NAP	O4D-C1D	13.09	1.59	1.41
3	66-A	202	NAP	O4D-C1D	13.08	1.59	1.41
3	18-A	202	NAP	O4D-C1D	13.05	1.59	1.41
3	51-A	202	NAP	O4D-C1D	13.04	1.59	1.41
3	55-A	202	NAP	O4D-C1D	13.01	1.59	1.41
3	65-A	202	NAP	O4D-C1D	12.93	1.59	1.41
3	69-A	202	NAP	O4D-C1D	12.88	1.59	1.41
3	67-A	202	NAP	O4D-C1D	12.82	1.59	1.41
3	80-A	202	NAP	O4B-C4B	-5.70	1.32	1.45
3	20-A	202	NAP	O4D-C4D	-5.66	1.32	1.45
3	27-A	202	NAP	O4B-C4B	-5.63	1.32	1.45
3	37-A	202	NAP	O4D-C4D	-5.63	1.32	1.45
3	41-A	202	NAP	O4B-C4B	-5.62	1.32	1.45
3	19-A	202	NAP	O4D-C4D	-5.62	1.32	1.45
3	24-A	202	NAP	O4B-C4B	-5.61	1.32	1.45
3	46-A	202	NAP	O4B-C4B	-5.60	1.32	1.45
3	38-A	202	NAP	O4B-C4B	-5.58	1.32	1.45
3	23-A	202	NAP	O4B-C4B	-5.57	1.32	1.45
3	14-A	202	NAP	O4D-C4D	-5.56	1.32	1.45
3	73-A	202	NAP	C7N-N7N	5.55	1.43	1.33
3	39-A	202	NAP	O4B-C4B	-5.55	1.32	1.45

Continued on next page...

Continued from previous page...

Mol	Chain	Res	Type	Atoms	Z	Observed(Å)	Ideal(Å)
3	22-A	202	NAP	O4B-C4B	-5.54	1.32	1.45
3	6-A	202	NAP	C7N-N7N	5.53	1.43	1.33
3	11-A	202	NAP	O4B-C4B	-5.53	1.32	1.45
3	43-A	202	NAP	O4B-C4B	-5.52	1.32	1.45
3	8-A	202	NAP	O4B-C4B	-5.51	1.32	1.45
3	64-A	202	NAP	O4B-C4B	-5.50	1.32	1.45
3	45-A	202	NAP	O4B-C4B	-5.50	1.32	1.45
3	24-A	202	NAP	C7N-N7N	5.50	1.43	1.33
3	59-A	202	NAP	O4B-C4B	-5.50	1.32	1.45
3	38-A	202	NAP	O4D-C4D	-5.48	1.32	1.45
3	39-A	202	NAP	O4D-C4D	-5.48	1.32	1.45
3	78-A	202	NAP	O4B-C4B	-5.48	1.32	1.45
3	57-A	202	NAP	O4B-C4B	-5.47	1.32	1.45
3	67-A	202	NAP	O4D-C4D	-5.47	1.32	1.45
3	28-A	202	NAP	O4B-C4B	-5.46	1.32	1.45
3	40-A	202	NAP	O4B-C4B	-5.46	1.32	1.45
3	65-A	202	NAP	O4B-C4B	-5.46	1.32	1.45
3	74-A	202	NAP	O4B-C4B	-5.46	1.32	1.45
3	21-A	202	NAP	O4D-C4D	-5.46	1.32	1.45
3	26-A	202	NAP	O4B-C4B	-5.46	1.32	1.45
3	51-A	202	NAP	C7N-N7N	5.46	1.43	1.33
3	29-A	202	NAP	O4B-C4B	-5.46	1.32	1.45
3	20-A	202	NAP	O4B-C4B	-5.46	1.32	1.45
3	29-A	202	NAP	O4D-C4D	-5.46	1.32	1.45
3	40-A	202	NAP	O4D-C4D	-5.45	1.32	1.45
3	18-A	202	NAP	O4B-C4B	-5.45	1.32	1.45
3	65-A	202	NAP	C7N-N7N	5.45	1.43	1.33
3	52-A	202	NAP	O4B-C4B	-5.45	1.32	1.45
3	61-A	202	NAP	O4B-C4B	-5.45	1.32	1.45
3	54-A	202	NAP	O4B-C4B	-5.45	1.32	1.45
3	10-A	202	NAP	O4B-C4B	-5.44	1.32	1.45
3	7-A	202	NAP	O4B-C4B	-5.44	1.32	1.45
3	35-A	202	NAP	O4D-C4D	-5.44	1.32	1.45
3	53-A	202	NAP	O4B-C4B	-5.44	1.32	1.45
3	46-A	202	NAP	C7N-N7N	5.44	1.43	1.33
3	44-A	202	NAP	O4B-C4B	-5.44	1.32	1.45
3	73-A	202	NAP	O4B-C4B	-5.44	1.32	1.45
3	72-A	202	NAP	O4B-C4B	-5.43	1.32	1.45
3	19-A	202	NAP	O4B-C4B	-5.43	1.32	1.45
3	69-A	202	NAP	C7N-N7N	5.43	1.43	1.33
3	70-A	202	NAP	C7N-N7N	5.42	1.43	1.33
3	58-A	202	NAP	O4B-C4B	-5.42	1.32	1.45

Continued on next page...

Continued from previous page...

Mol	Chain	Res	Type	Atoms	Z	Observed(Å)	Ideal(Å)
3	7-A	202	NAP	O4D-C4D	-5.42	1.32	1.45
3	25-A	202	NAP	O4B-C4B	-5.42	1.32	1.45
3	22-A	202	NAP	O4D-C4D	-5.41	1.32	1.45
3	42-A	202	NAP	O4B-C4B	-5.41	1.32	1.45
3	12-A	202	NAP	O4B-C4B	-5.41	1.32	1.45
3	76-A	202	NAP	C7N-N7N	5.41	1.43	1.33
3	60-A	202	NAP	O4B-C4B	-5.41	1.32	1.45
3	8-A	202	NAP	C7N-N7N	5.40	1.43	1.33
3	31-A	202	NAP	O4B-C4B	-5.40	1.32	1.45
3	16-A	202	NAP	O4B-C4B	-5.40	1.32	1.45
3	1-A	202	NAP	O4B-C4B	-5.40	1.32	1.45
3	75-A	202	NAP	C7N-N7N	5.40	1.43	1.33
3	4-A	202	NAP	O4D-C4D	-5.40	1.32	1.45
3	32-A	202	NAP	O4B-C4B	-5.40	1.32	1.45
3	18-A	202	NAP	C7N-N7N	5.40	1.43	1.33
3	47-A	202	NAP	O4B-C4B	-5.40	1.32	1.45
3	21-A	202	NAP	O4B-C4B	-5.39	1.32	1.45
3	51-A	202	NAP	O4B-C4B	-5.39	1.32	1.45
3	48-A	202	NAP	O4B-C4B	-5.39	1.33	1.45
3	33-A	202	NAP	O4B-C4B	-5.39	1.33	1.45
3	13-A	202	NAP	O4D-C4D	-5.38	1.33	1.45
3	34-A	202	NAP	O4D-C4D	-5.38	1.33	1.45
3	37-A	202	NAP	O4B-C4B	-5.38	1.33	1.45
3	77-A	202	NAP	O4B-C4B	-5.38	1.33	1.45
3	3-A	202	NAP	O4B-C4B	-5.38	1.33	1.45
3	76-A	202	NAP	O4B-C4B	-5.38	1.33	1.45
3	59-A	202	NAP	C7N-N7N	5.37	1.43	1.33
3	5-A	202	NAP	O4B-C4B	-5.37	1.33	1.45
3	14-A	202	NAP	O4B-C4B	-5.37	1.33	1.45
3	17-A	202	NAP	O4B-C4B	-5.37	1.33	1.45
3	9-A	202	NAP	O4B-C4B	-5.37	1.33	1.45
3	50-A	202	NAP	C7N-N7N	5.37	1.43	1.33
3	66-A	202	NAP	O4D-C4D	-5.37	1.33	1.45
3	6-A	202	NAP	O4D-C4D	-5.37	1.33	1.45
3	68-A	202	NAP	O4D-C4D	-5.37	1.33	1.45
3	69-A	202	NAP	O4B-C4B	-5.37	1.33	1.45
3	16-A	202	NAP	C7N-N7N	5.37	1.43	1.33
3	57-A	202	NAP	C7N-N7N	5.36	1.43	1.33
3	79-A	202	NAP	O4B-C4B	-5.36	1.33	1.45
3	28-A	202	NAP	O4D-C4D	-5.36	1.33	1.45
3	49-A	202	NAP	O4D-C4D	-5.36	1.33	1.45
3	56-A	202	NAP	O4B-C4B	-5.36	1.33	1.45

Continued on next page...

Continued from previous page...

Mol	Chain	Res	Type	Atoms	Z	Observed(Å)	Ideal(Å)
3	30-A	202	NAP	O4B-C4B	-5.36	1.33	1.45
3	70-A	202	NAP	O4B-C4B	-5.35	1.33	1.45
3	2-A	202	NAP	O4D-C4D	-5.35	1.33	1.45
3	47-A	202	NAP	O4D-C4D	-5.35	1.33	1.45
3	16-A	202	NAP	O4D-C4D	-5.35	1.33	1.45
3	12-A	202	NAP	C7N-N7N	5.35	1.43	1.33
3	67-A	202	NAP	C7N-N7N	5.35	1.43	1.33
3	25-A	202	NAP	C7N-N7N	5.35	1.43	1.33
3	18-A	202	NAP	O4D-C4D	-5.35	1.33	1.45
3	48-A	202	NAP	C7N-N7N	5.35	1.43	1.33
3	6-A	202	NAP	O4B-C4B	-5.34	1.33	1.45
3	50-A	202	NAP	O4D-C4D	-5.34	1.33	1.45
3	55-A	202	NAP	C7N-N7N	5.34	1.43	1.33
3	72-A	202	NAP	C7N-N7N	5.34	1.43	1.33
3	7-A	202	NAP	C7N-N7N	5.34	1.43	1.33
3	30-A	202	NAP	O4D-C4D	-5.34	1.33	1.45
3	62-A	202	NAP	O4B-C4B	-5.34	1.33	1.45
3	50-A	202	NAP	O4B-C4B	-5.33	1.33	1.45
3	36-A	202	NAP	O4B-C4B	-5.33	1.33	1.45
3	17-A	202	NAP	C7N-N7N	5.32	1.43	1.33
3	30-A	202	NAP	C7N-N7N	5.32	1.43	1.33
3	52-A	202	NAP	O4D-C4D	-5.32	1.33	1.45
3	23-A	202	NAP	C7N-N7N	5.32	1.43	1.33
3	2-A	202	NAP	O4B-C4B	-5.32	1.33	1.45
3	1-A	202	NAP	O4D-C4D	-5.32	1.33	1.45
3	77-A	202	NAP	O4D-C4D	-5.32	1.33	1.45
3	76-A	202	NAP	O4D-C4D	-5.32	1.33	1.45
3	65-A	202	NAP	O4D-C4D	-5.31	1.33	1.45
3	15-A	202	NAP	O4B-C4B	-5.31	1.33	1.45
3	5-A	202	NAP	C7N-N7N	5.31	1.43	1.33
3	64-A	202	NAP	O4D-C4D	-5.31	1.33	1.45
3	49-A	202	NAP	C7N-N7N	5.31	1.43	1.33
3	53-A	202	NAP	C7N-N7N	5.31	1.43	1.33
3	71-A	202	NAP	O4B-C4B	-5.31	1.33	1.45
3	42-A	202	NAP	O4D-C4D	-5.31	1.33	1.45
3	1-A	202	NAP	C7N-N7N	5.31	1.43	1.33
3	8-A	202	NAP	O4D-C4D	-5.31	1.33	1.45
3	17-A	202	NAP	O4D-C4D	-5.31	1.33	1.45
3	41-A	202	NAP	O4D-C4D	-5.31	1.33	1.45
3	70-A	202	NAP	O4D-C4D	-5.31	1.33	1.45
3	67-A	202	NAP	O4B-C4B	-5.30	1.33	1.45
3	44-A	202	NAP	O4D-C4D	-5.30	1.33	1.45

Continued on next page...

Continued from previous page...

Mol	Chain	Res	Type	Atoms	Z	Observed(Å)	Ideal(Å)
3	36-A	202	NAP	O4D-C4D	-5.30	1.33	1.45
3	13-A	202	NAP	O4B-C4B	-5.30	1.33	1.45
3	53-A	202	NAP	O4D-C4D	-5.30	1.33	1.45
3	2-A	202	NAP	C7N-N7N	5.30	1.43	1.33
3	4-A	202	NAP	O4B-C4B	-5.30	1.33	1.45
3	27-A	202	NAP	O4D-C4D	-5.30	1.33	1.45
3	14-A	202	NAP	C7N-N7N	5.29	1.43	1.33
3	61-A	202	NAP	C7N-N7N	5.29	1.43	1.33
3	35-A	202	NAP	O4B-C4B	-5.29	1.33	1.45
3	42-A	202	NAP	C7N-N7N	5.29	1.43	1.33
3	48-A	202	NAP	O4D-C4D	-5.29	1.33	1.45
3	66-A	202	NAP	O4B-C4B	-5.29	1.33	1.45
3	33-A	202	NAP	O4D-C4D	-5.28	1.33	1.45
3	71-A	202	NAP	O4D-C4D	-5.28	1.33	1.45
3	49-A	202	NAP	O4B-C4B	-5.28	1.33	1.45
3	68-A	202	NAP	O4B-C4B	-5.28	1.33	1.45
3	74-A	202	NAP	C7N-N7N	5.28	1.43	1.33
3	64-A	202	NAP	C7N-N7N	5.27	1.43	1.33
3	75-A	202	NAP	O4B-C4B	-5.27	1.33	1.45
3	29-A	202	NAP	C7N-N7N	5.27	1.43	1.33
3	46-A	202	NAP	O4D-C4D	-5.27	1.33	1.45
3	79-A	202	NAP	O4D-C4D	-5.27	1.33	1.45
3	32-A	202	NAP	O4D-C4D	-5.27	1.33	1.45
3	52-A	202	NAP	C7N-N7N	5.27	1.43	1.33
3	63-A	202	NAP	O4D-C4D	-5.27	1.33	1.45
3	51-A	202	NAP	O4D-C4D	-5.26	1.33	1.45
3	15-A	202	NAP	O4D-C4D	-5.26	1.33	1.45
3	78-A	202	NAP	C7N-N7N	5.25	1.43	1.33
3	34-A	202	NAP	O4B-C4B	-5.25	1.33	1.45
3	9-A	202	NAP	O4D-C4D	-5.25	1.33	1.45
3	57-A	202	NAP	O4D-C4D	-5.25	1.33	1.45
3	10-A	202	NAP	C7N-N7N	5.24	1.43	1.33
3	15-A	202	NAP	C7N-N7N	5.23	1.43	1.33
3	3-A	202	NAP	O4D-C4D	-5.23	1.33	1.45
3	55-A	202	NAP	O4B-C4B	-5.23	1.33	1.45
3	45-A	202	NAP	O4D-C4D	-5.23	1.33	1.45
3	58-A	202	NAP	C7N-N7N	5.23	1.42	1.33
3	56-A	202	NAP	O4D-C4D	-5.22	1.33	1.45
3	78-A	202	NAP	O4D-C4D	-5.22	1.33	1.45
3	21-A	202	NAP	C7N-N7N	5.22	1.42	1.33
3	31-A	202	NAP	O4D-C4D	-5.22	1.33	1.45
3	71-A	202	NAP	C7N-N7N	5.22	1.42	1.33

Continued on next page...

Continued from previous page...

Mol	Chain	Res	Type	Atoms	Z	Observed(Å)	Ideal(Å)
3	26-A	202	NAP	O4D-C4D	-5.22	1.33	1.45
3	63-A	202	NAP	O4B-C4B	-5.22	1.33	1.45
3	11-A	202	NAP	O4D-C4D	-5.21	1.33	1.45
3	72-A	202	NAP	O4D-C4D	-5.21	1.33	1.45
3	5-A	202	NAP	O4D-C4D	-5.21	1.33	1.45
3	59-A	202	NAP	O4D-C4D	-5.21	1.33	1.45
3	20-A	202	NAP	C7N-N7N	5.21	1.42	1.33
3	75-A	202	NAP	O4D-C4D	-5.21	1.33	1.45
3	13-A	202	NAP	C7N-N7N	5.20	1.42	1.33
3	11-A	202	NAP	C7N-N7N	5.20	1.42	1.33
3	54-A	202	NAP	C7N-N7N	5.19	1.42	1.33
3	55-A	202	NAP	O4D-C4D	-5.19	1.33	1.45
3	63-A	202	NAP	C7N-N7N	5.19	1.42	1.33
3	80-A	202	NAP	O4D-C4D	-5.18	1.33	1.45
3	47-A	202	NAP	C7N-N7N	5.18	1.42	1.33
3	54-A	202	NAP	O4D-C4D	-5.18	1.33	1.45
3	22-A	202	NAP	C7N-N7N	5.18	1.42	1.33
3	56-A	202	NAP	C7N-N7N	5.17	1.42	1.33
3	25-A	202	NAP	O4D-C4D	-5.17	1.33	1.45
3	43-A	202	NAP	O4D-C4D	-5.17	1.33	1.45
3	9-A	202	NAP	C7N-N7N	5.17	1.42	1.33
3	60-A	202	NAP	C7N-N7N	5.17	1.42	1.33
3	45-A	202	NAP	C7N-N7N	5.16	1.42	1.33
3	69-A	202	NAP	O4D-C4D	-5.16	1.33	1.45
3	62-A	202	NAP	O4D-C4D	-5.16	1.33	1.45
3	68-A	202	NAP	C7N-N7N	5.14	1.42	1.33
3	24-A	202	NAP	O4D-C4D	-5.14	1.33	1.45
3	23-A	202	NAP	O4D-C4D	-5.13	1.33	1.45
3	60-A	202	NAP	O4D-C4D	-5.13	1.33	1.45
3	58-A	202	NAP	O4D-C4D	-5.12	1.33	1.45
3	38-A	202	NAP	C7N-N7N	5.12	1.42	1.33
3	62-A	202	NAP	C7N-N7N	5.12	1.42	1.33
3	35-A	202	NAP	C7N-N7N	5.11	1.42	1.33
3	61-A	202	NAP	O4D-C4D	-5.11	1.33	1.45
3	4-A	202	NAP	C7N-N7N	5.11	1.42	1.33
3	28-A	202	NAP	C7N-N7N	5.11	1.42	1.33
3	66-A	202	NAP	C7N-N7N	5.11	1.42	1.33
3	12-A	202	NAP	O4D-C4D	-5.10	1.33	1.45
3	31-A	202	NAP	C7N-N7N	5.10	1.42	1.33
3	10-A	202	NAP	O4D-C4D	-5.10	1.33	1.45
3	33-A	202	NAP	C7N-N7N	5.09	1.42	1.33
3	19-A	202	NAP	C7N-N7N	5.09	1.42	1.33

Continued on next page...

Continued from previous page...

Mol	Chain	Res	Type	Atoms	Z	Observed(Å)	Ideal(Å)
3	73-A	202	NAP	O4D-C4D	-5.09	1.33	1.45
3	80-A	202	NAP	C7N-N7N	5.09	1.42	1.33
3	3-A	202	NAP	C7N-N7N	5.06	1.42	1.33
3	36-A	202	NAP	C7N-N7N	5.06	1.42	1.33
3	74-A	202	NAP	O4D-C4D	-5.05	1.33	1.45
3	27-A	202	NAP	C7N-N7N	5.04	1.42	1.33
3	77-A	202	NAP	C7N-N7N	5.04	1.42	1.33
3	34-A	202	NAP	C7N-N7N	5.04	1.42	1.33
3	37-A	202	NAP	C7N-N7N	5.03	1.42	1.33
3	79-A	202	NAP	C7N-N7N	5.02	1.42	1.33
3	40-A	202	NAP	C7N-N7N	5.01	1.42	1.33
3	26-A	202	NAP	C7N-N7N	5.01	1.42	1.33
3	41-A	202	NAP	C7N-N7N	4.96	1.42	1.33
3	44-A	202	NAP	C7N-N7N	4.91	1.42	1.33
3	43-A	202	NAP	C7N-N7N	4.90	1.42	1.33
3	32-A	202	NAP	C7N-N7N	4.86	1.42	1.33
3	39-A	202	NAP	C7N-N7N	4.81	1.42	1.33
2	66-A	201	FOL	C4A-C4	4.18	1.48	1.41
2	63-A	201	FOL	C4A-C4	4.13	1.48	1.41
2	73-A	201	FOL	C7-N8	4.10	1.38	1.31
2	31-A	201	FOL	C4A-C4	4.09	1.48	1.41
2	69-A	201	FOL	C4A-C8A	4.03	1.48	1.40
2	69-A	201	FOL	C4A-C4	4.02	1.48	1.41
2	11-A	201	FOL	C4A-C4	3.97	1.48	1.41
2	9-A	201	FOL	C4A-C4	3.95	1.48	1.41
2	13-A	201	FOL	C4A-C4	3.90	1.48	1.41
2	57-A	201	FOL	C4A-C4	3.90	1.48	1.41
3	35-A	202	NAP	O2D-C2D	3.89	1.52	1.43
2	10-A	201	FOL	C4A-C4	3.88	1.48	1.41
2	26-A	201	FOL	C4A-C4	3.88	1.48	1.41
2	14-A	201	FOL	C4A-C4	3.88	1.48	1.41
2	56-A	201	FOL	C4A-C4	3.88	1.48	1.41
2	74-A	201	FOL	C4A-C4	3.87	1.48	1.41
2	70-A	201	FOL	C4A-C4	3.86	1.48	1.41
2	5-A	201	FOL	C4A-C4	3.85	1.48	1.41
2	15-A	201	FOL	C4A-C4	3.85	1.48	1.41
3	36-A	202	NAP	O2D-C2D	3.82	1.52	1.43
2	58-A	201	FOL	C4A-C4	3.81	1.47	1.41
3	31-A	202	NAP	O2D-C2D	3.80	1.51	1.43
2	80-A	201	FOL	C4A-C4	3.80	1.47	1.41
2	3-A	201	FOL	C4A-C4	3.79	1.47	1.41
3	41-A	202	NAP	O2D-C2D	3.78	1.51	1.43

Continued on next page...

Continued from previous page...

Mol	Chain	Res	Type	Atoms	Z	Observed(Å)	Ideal(Å)
2	4-A	201	FOL	C4A-C4	3.77	1.47	1.41
3	30-A	202	NAP	O2D-C2D	3.77	1.51	1.43
2	77-A	201	FOL	C4A-C4	3.76	1.47	1.41
2	43-A	201	FOL	C4A-C4	3.76	1.47	1.41
3	19-A	202	NAP	O2D-C2D	3.76	1.51	1.43
3	37-A	202	NAP	O2D-C2D	3.75	1.51	1.43
2	50-A	201	FOL	C4A-C4	3.75	1.47	1.41
3	20-A	202	NAP	O2D-C2D	3.75	1.51	1.43
2	28-A	201	FOL	C4A-C4	3.74	1.47	1.41
3	52-A	202	NAP	O2D-C2D	3.74	1.51	1.43
2	27-A	201	FOL	C4A-C4	3.74	1.47	1.41
2	75-A	201	FOL	C4A-C4	3.73	1.47	1.41
2	66-A	201	FOL	C4A-C8A	3.71	1.47	1.40
2	31-A	201	FOL	C4A-C8A	3.70	1.47	1.40
2	65-A	201	FOL	C4A-C4	3.70	1.47	1.41
2	59-A	201	FOL	C4A-C4	3.70	1.47	1.41
2	64-A	201	FOL	C4A-C4	3.69	1.47	1.41
3	73-A	202	NAP	O2D-C2D	3.69	1.51	1.43
3	21-A	202	NAP	O2D-C2D	3.69	1.51	1.43
2	72-A	201	FOL	C4A-C4	3.69	1.47	1.41
2	32-A	201	FOL	C4A-C4	3.69	1.47	1.41
2	45-A	201	FOL	C4A-C4	3.68	1.47	1.41
2	80-A	201	FOL	C4A-C8A	3.68	1.47	1.40
3	9-A	202	NAP	O2D-C2D	3.68	1.51	1.43
2	22-A	201	FOL	C4A-C4	3.68	1.47	1.41
3	39-A	202	NAP	O2D-C2D	3.68	1.51	1.43
2	64-A	201	FOL	C7-N8	3.67	1.37	1.31
3	13-A	202	NAP	O2D-C2D	3.67	1.51	1.43
2	1-A	201	FOL	C4A-C8A	3.66	1.47	1.40
2	78-A	201	FOL	C4A-C8A	3.65	1.47	1.40
2	35-A	201	FOL	C4A-C4	3.64	1.47	1.41
2	12-A	201	FOL	C4A-C4	3.64	1.47	1.41
2	70-A	201	FOL	C4A-C8A	3.64	1.47	1.40
3	29-A	202	NAP	O2D-C2D	3.64	1.51	1.43
2	17-A	201	FOL	C4A-C4	3.63	1.47	1.41
3	60-A	202	NAP	O2D-C2D	3.63	1.51	1.43
2	40-A	201	FOL	C4A-C4	3.63	1.47	1.41
2	79-A	201	FOL	C4A-C4	3.63	1.47	1.41
2	76-A	201	FOL	C4A-C8A	3.62	1.47	1.40
2	56-A	201	FOL	C4A-C8A	3.62	1.47	1.40
2	30-A	201	FOL	C4A-C8A	3.62	1.47	1.40
3	58-A	202	NAP	O2D-C2D	3.62	1.51	1.43

Continued on next page...

Continued from previous page...

Mol	Chain	Res	Type	Atoms	Z	Observed(Å)	Ideal(Å)
2	42-A	201	FOL	C4A-C4	3.61	1.47	1.41
3	17-A	202	NAP	O2D-C2D	3.61	1.51	1.43
3	2-A	202	NAP	O2D-C2D	3.61	1.51	1.43
2	52-A	201	FOL	C4A-C4	3.61	1.47	1.41
2	77-A	201	FOL	C4A-C8A	3.61	1.47	1.40
3	44-A	202	NAP	O2D-C2D	3.60	1.51	1.43
2	55-A	201	FOL	C4A-C4	3.60	1.47	1.41
2	79-A	201	FOL	C4A-C8A	3.60	1.47	1.40
2	76-A	201	FOL	C4A-C4	3.59	1.47	1.41
2	1-A	201	FOL	C4A-C4	3.59	1.47	1.41
2	51-A	201	FOL	C4A-C4	3.58	1.47	1.41
3	59-A	202	NAP	O2D-C2D	3.58	1.51	1.43
3	1-A	202	NAP	O2D-C2D	3.58	1.51	1.43
2	29-A	201	FOL	C4A-C8A	3.57	1.47	1.40
2	60-A	201	FOL	C4A-C4	3.57	1.47	1.41
2	6-A	201	FOL	C4A-C8A	3.57	1.47	1.40
2	50-A	201	FOL	C4A-C8A	3.57	1.47	1.40
2	5-A	201	FOL	C4A-C8A	3.57	1.47	1.40
2	6-A	201	FOL	C4A-C4	3.57	1.47	1.41
2	11-A	201	FOL	C4A-C8A	3.56	1.47	1.40
2	34-A	201	FOL	C4A-C8A	3.56	1.47	1.40
2	59-A	201	FOL	C4A-C8A	3.56	1.47	1.40
3	32-A	202	NAP	O2D-C2D	3.56	1.51	1.43
2	55-A	201	FOL	C4A-C8A	3.56	1.47	1.40
3	56-A	202	NAP	O2D-C2D	3.56	1.51	1.43
2	22-A	201	FOL	C4A-C8A	3.56	1.47	1.40
2	75-A	201	FOL	C4A-C8A	3.56	1.47	1.40
2	2-A	201	FOL	C4A-C8A	3.56	1.47	1.40
2	25-A	201	FOL	C4A-C4	3.55	1.47	1.41
3	12-A	202	NAP	O2D-C2D	3.55	1.51	1.43
3	38-A	202	NAP	O2D-C2D	3.55	1.51	1.43
3	65-A	202	NAP	O2D-C2D	3.55	1.51	1.43
2	38-A	201	FOL	C4A-C4	3.55	1.47	1.41
3	67-A	202	NAP	O2D-C2D	3.55	1.51	1.43
2	3-A	201	FOL	C4A-C8A	3.55	1.47	1.40
2	24-A	201	FOL	C4A-C8A	3.55	1.47	1.40
2	58-A	201	FOL	C4A-C8A	3.54	1.47	1.40
2	36-A	201	FOL	C4A-C4	3.54	1.47	1.41
2	49-A	201	FOL	C4A-C4	3.54	1.47	1.41
2	42-A	201	FOL	C4A-C8A	3.54	1.47	1.40
3	66-A	202	NAP	O2D-C2D	3.54	1.51	1.43
3	11-A	202	NAP	O2D-C2D	3.53	1.51	1.43

Continued on next page...

Continued from previous page...

Mol	Chain	Res	Type	Atoms	Z	Observed(Å)	Ideal(Å)
2	14-A	201	FOL	C4A-C8A	3.53	1.47	1.40
2	28-A	201	FOL	C4A-C8A	3.53	1.47	1.40
2	60-A	201	FOL	C4A-C8A	3.53	1.47	1.40
3	23-A	202	NAP	O2D-C2D	3.52	1.51	1.43
2	74-A	201	FOL	C4A-C8A	3.52	1.47	1.40
3	28-A	202	NAP	O2D-C2D	3.52	1.51	1.43
2	15-A	201	FOL	C4A-C8A	3.52	1.47	1.40
3	16-A	202	NAP	O2D-C2D	3.52	1.51	1.43
2	46-A	201	FOL	C4A-C4	3.52	1.47	1.41
2	63-A	201	FOL	C4A-C8A	3.51	1.47	1.40
2	9-A	201	FOL	C4A-C8A	3.51	1.47	1.40
2	33-A	201	FOL	C4A-C8A	3.51	1.47	1.40
3	72-A	202	NAP	O2D-C2D	3.51	1.51	1.43
3	61-A	202	NAP	O2D-C2D	3.51	1.51	1.43
3	57-A	202	NAP	O2D-C2D	3.51	1.51	1.43
3	3-A	202	NAP	O2D-C2D	3.51	1.51	1.43
3	5-A	202	NAP	O2D-C2D	3.51	1.51	1.43
2	4-A	201	FOL	C4A-C8A	3.51	1.47	1.40
2	35-A	201	FOL	C4A-C8A	3.50	1.47	1.40
2	62-A	201	FOL	C4A-C4	3.50	1.47	1.41
2	44-A	201	FOL	C4A-C4	3.50	1.47	1.41
3	62-A	202	NAP	O2D-C2D	3.50	1.51	1.43
2	13-A	201	FOL	C4A-C8A	3.50	1.47	1.40
3	4-A	202	NAP	O2D-C2D	3.50	1.51	1.43
3	40-A	202	NAP	O2D-C2D	3.50	1.51	1.43
2	2-A	201	FOL	C4A-C4	3.49	1.47	1.41
3	34-A	202	NAP	O2D-C2D	3.49	1.51	1.43
3	51-A	202	NAP	O2D-C2D	3.49	1.51	1.43
3	53-A	202	NAP	O2D-C2D	3.49	1.51	1.43
2	45-A	201	FOL	C4A-C8A	3.49	1.47	1.40
3	76-A	202	NAP	O2D-C2D	3.48	1.51	1.43
2	39-A	201	FOL	C4A-C8A	3.48	1.47	1.40
3	25-A	202	NAP	O2D-C2D	3.48	1.51	1.43
2	33-A	201	FOL	C4A-C4	3.48	1.47	1.41
3	22-A	202	NAP	O2D-C2D	3.48	1.51	1.43
2	57-A	201	FOL	C4A-C8A	3.48	1.47	1.40
2	43-A	201	FOL	C4A-C8A	3.48	1.47	1.40
2	21-A	201	FOL	C4A-C4	3.47	1.47	1.41
2	65-A	201	FOL	C4A-C8A	3.47	1.47	1.40
3	24-A	202	NAP	O2D-C2D	3.47	1.51	1.43
2	16-A	201	FOL	C4A-C4	3.47	1.47	1.41
2	41-A	201	FOL	C4A-C4	3.47	1.47	1.41

Continued on next page...

Continued from previous page...

Mol	Chain	Res	Type	Atoms	Z	Observed(Å)	Ideal(Å)
2	78-A	201	FOL	C4A-C4	3.47	1.47	1.41
2	41-A	201	FOL	C4A-C8A	3.47	1.47	1.40
2	61-A	201	FOL	C4A-C4	3.47	1.47	1.41
2	44-A	201	FOL	C4A-C8A	3.47	1.47	1.40
3	63-A	202	NAP	O2D-C2D	3.47	1.51	1.43
3	45-A	202	NAP	O2D-C2D	3.46	1.51	1.43
2	20-A	201	FOL	C4A-C4	3.46	1.47	1.41
2	32-A	201	FOL	C4A-C8A	3.46	1.47	1.40
2	37-A	201	FOL	C4A-C8A	3.46	1.47	1.40
3	70-A	202	NAP	O2D-C2D	3.46	1.51	1.43
2	38-A	201	FOL	C4A-C8A	3.46	1.47	1.40
3	68-A	202	NAP	O2D-C2D	3.46	1.51	1.43
2	51-A	201	FOL	C4A-C8A	3.46	1.47	1.40
2	53-A	201	FOL	C4A-C8A	3.45	1.47	1.40
3	69-A	202	NAP	O2D-C2D	3.45	1.51	1.43
3	79-A	202	NAP	O2D-C2D	3.45	1.51	1.43
2	27-A	201	FOL	C4A-C8A	3.45	1.47	1.40
3	54-A	202	NAP	C2A-N3A	3.44	1.37	1.32
2	61-A	201	FOL	C4A-C8A	3.44	1.47	1.40
3	27-A	202	NAP	O2D-C2D	3.44	1.51	1.43
2	26-A	201	FOL	C4A-C8A	3.44	1.47	1.40
2	12-A	201	FOL	C4A-C8A	3.43	1.47	1.40
2	25-A	201	FOL	C4A-C8A	3.43	1.47	1.40
2	71-A	201	FOL	C4A-C4	3.43	1.47	1.41
3	78-A	202	NAP	O2D-C2D	3.43	1.51	1.43
2	17-A	201	FOL	C4A-C8A	3.43	1.47	1.40
2	54-A	201	FOL	C4A-C8A	3.43	1.47	1.40
3	7-A	202	NAP	O2D-C2D	3.43	1.51	1.43
2	19-A	201	FOL	C4A-C8A	3.42	1.47	1.40
2	48-A	201	FOL	C4A-C4	3.42	1.47	1.41
2	52-A	201	FOL	C4A-C8A	3.42	1.47	1.40
2	20-A	201	FOL	C4A-C8A	3.42	1.47	1.40
2	34-A	201	FOL	C4A-C4	3.42	1.47	1.41
2	36-A	201	FOL	C4A-C8A	3.42	1.47	1.40
2	49-A	201	FOL	C4A-C8A	3.41	1.47	1.40
2	47-A	201	FOL	C4A-C4	3.41	1.47	1.41
3	14-A	202	NAP	O2D-C2D	3.41	1.51	1.43
3	42-A	202	NAP	O2D-C2D	3.41	1.51	1.43
2	18-A	201	FOL	C4A-C4	3.41	1.47	1.41
3	71-A	202	NAP	O2D-C2D	3.40	1.51	1.43
2	29-A	201	FOL	C4A-C4	3.40	1.47	1.41
2	40-A	201	FOL	C4A-C8A	3.40	1.47	1.40

Continued on next page...

Continued from previous page...

Mol	Chain	Res	Type	Atoms	Z	Observed(Å)	Ideal(Å)
3	15-A	202	NAP	O2D-C2D	3.40	1.51	1.43
3	6-A	202	NAP	O2D-C2D	3.40	1.51	1.43
3	77-A	202	NAP	O2D-C2D	3.39	1.51	1.43
2	10-A	201	FOL	C4A-C8A	3.38	1.47	1.40
2	68-A	201	FOL	C4A-C4	3.38	1.47	1.41
3	75-A	202	NAP	C2A-N3A	3.38	1.37	1.32
3	31-A	202	NAP	C2A-N3A	3.38	1.37	1.32
3	64-A	202	NAP	O2D-C2D	3.38	1.50	1.43
2	21-A	201	FOL	C4A-C8A	3.38	1.47	1.40
2	48-A	201	FOL	C4A-C8A	3.37	1.47	1.40
3	10-A	202	NAP	O2D-C2D	3.37	1.50	1.43
2	7-A	201	FOL	C4A-C8A	3.37	1.47	1.40
3	26-A	202	NAP	O2D-C2D	3.36	1.50	1.43
3	43-A	202	NAP	O2D-C2D	3.36	1.50	1.43
2	18-A	201	FOL	C4A-C8A	3.36	1.47	1.40
3	49-A	202	NAP	O2D-C2D	3.36	1.50	1.43
3	76-A	202	NAP	C2A-N3A	3.35	1.37	1.32
2	68-A	201	FOL	C4A-C8A	3.35	1.47	1.40
3	33-A	202	NAP	O2D-C2D	3.35	1.50	1.43
2	72-A	201	FOL	C4A-C8A	3.35	1.47	1.40
2	64-A	201	FOL	C4A-C8A	3.35	1.47	1.40
2	54-A	201	FOL	C4A-C4	3.34	1.47	1.41
2	47-A	201	FOL	C4A-C8A	3.34	1.47	1.40
2	24-A	201	FOL	C4A-C4	3.34	1.47	1.41
3	18-A	202	NAP	O2D-C2D	3.34	1.50	1.43
2	62-A	201	FOL	C4A-C8A	3.34	1.47	1.40
3	75-A	202	NAP	O2D-C2D	3.34	1.50	1.43
2	39-A	201	FOL	C4A-C4	3.34	1.47	1.41
3	62-A	202	NAP	C2A-N3A	3.33	1.37	1.32
3	26-A	202	NAP	C2A-N3A	3.33	1.37	1.32
3	74-A	202	NAP	O2D-C2D	3.32	1.50	1.43
2	19-A	201	FOL	C4A-C4	3.31	1.47	1.41
3	45-A	202	NAP	C2A-N3A	3.31	1.37	1.32
3	63-A	202	NAP	C2A-N3A	3.31	1.37	1.32
3	46-A	202	NAP	C2A-N3A	3.30	1.37	1.32
3	51-A	202	NAP	C2A-N3A	3.30	1.37	1.32
2	30-A	201	FOL	C4A-C4	3.30	1.47	1.41
2	37-A	201	FOL	C4A-C4	3.30	1.47	1.41
2	16-A	201	FOL	C4A-C8A	3.30	1.47	1.40
3	50-A	202	NAP	O2D-C2D	3.30	1.50	1.43
3	65-A	202	NAP	C2A-N3A	3.30	1.37	1.32
3	50-A	202	NAP	C2A-N3A	3.30	1.37	1.32

Continued on next page...

Continued from previous page...

Mol	Chain	Res	Type	Atoms	Z	Observed(Å)	Ideal(Å)
3	42-A	202	NAP	C2A-N3A	3.30	1.37	1.32
2	8-A	201	FOL	C4A-C4	3.30	1.47	1.41
3	8-A	202	NAP	O2D-C2D	3.30	1.50	1.43
2	8-A	201	FOL	C4A-C8A	3.29	1.47	1.40
3	74-A	202	NAP	C2A-N3A	3.29	1.37	1.32
3	32-A	202	NAP	C2A-N3A	3.29	1.37	1.32
3	55-A	202	NAP	O3B-C3B	-3.29	1.35	1.43
3	57-A	202	NAP	C2A-N3A	3.29	1.37	1.32
3	1-A	202	NAP	O3B-C3B	-3.28	1.35	1.43
2	53-A	201	FOL	C4A-C4	3.27	1.47	1.41
2	67-A	201	FOL	C4A-C4	3.27	1.47	1.41
3	33-A	202	NAP	C2A-N3A	3.27	1.37	1.32
3	80-A	202	NAP	O2D-C2D	3.26	1.50	1.43
2	7-A	201	FOL	C4A-C4	3.26	1.47	1.41
3	52-A	202	NAP	C2A-N3A	3.26	1.37	1.32
3	34-A	202	NAP	C2A-N3A	3.25	1.37	1.32
3	77-A	202	NAP	C2A-N3A	3.25	1.37	1.32
3	12-A	202	NAP	C2A-N3A	3.25	1.37	1.32
3	54-A	202	NAP	O2D-C2D	3.24	1.50	1.43
3	47-A	202	NAP	O2D-C2D	3.24	1.50	1.43
3	22-A	202	NAP	O3B-C3B	-3.24	1.35	1.43
3	11-A	202	NAP	C2A-N3A	3.23	1.37	1.32
3	43-A	202	NAP	C2A-N3A	3.23	1.37	1.32
3	25-A	202	NAP	C2A-N3A	3.22	1.37	1.32
3	48-A	202	NAP	O2D-C2D	3.21	1.50	1.43
3	22-A	202	NAP	C2A-N3A	3.21	1.37	1.32
2	46-A	201	FOL	C4A-C8A	3.21	1.46	1.40
3	1-A	202	NAP	C2A-N3A	3.21	1.37	1.32
3	55-A	202	NAP	C2A-N3A	3.20	1.37	1.32
3	27-A	202	NAP	C2A-N3A	3.20	1.37	1.32
3	71-A	202	NAP	C2A-N3A	3.20	1.37	1.32
3	17-A	202	NAP	C2A-N3A	3.20	1.37	1.32
3	28-A	202	NAP	C2A-N3A	3.20	1.37	1.32
3	46-A	202	NAP	O2D-C2D	3.20	1.50	1.43
3	69-A	202	NAP	C2A-N3A	3.20	1.37	1.32
2	73-A	201	FOL	C4A-C8A	3.19	1.46	1.40
3	58-A	202	NAP	C2A-N3A	3.19	1.37	1.32
3	40-A	202	NAP	C2A-N3A	3.19	1.37	1.32
2	67-A	201	FOL	C7-N8	3.18	1.36	1.31
3	47-A	202	NAP	C2A-N3A	3.18	1.37	1.32
3	29-A	202	NAP	C2A-N3A	3.18	1.37	1.32
3	78-A	202	NAP	C2A-N3A	3.18	1.37	1.32

Continued on next page...

Continued from previous page...

Mol	Chain	Res	Type	Atoms	Z	Observed(Å)	Ideal(Å)
3	73-A	202	NAP	C2A-N3A	3.17	1.37	1.32
3	13-A	202	NAP	C2A-N3A	3.17	1.37	1.32
3	15-A	202	NAP	C2A-N3A	3.16	1.37	1.32
3	53-A	202	NAP	C2A-N3A	3.16	1.37	1.32
3	24-A	202	NAP	C2A-N3A	3.16	1.37	1.32
2	73-A	201	FOL	C4A-C4	3.16	1.46	1.41
3	25-A	202	NAP	O3B-C3B	-3.16	1.35	1.43
3	59-A	202	NAP	C2A-N3A	3.16	1.37	1.32
3	60-A	202	NAP	C2A-N3A	3.16	1.37	1.32
2	71-A	201	FOL	C4A-C8A	3.15	1.46	1.40
3	72-A	202	NAP	C2A-N3A	3.15	1.37	1.32
3	6-A	202	NAP	C2A-N3A	3.15	1.37	1.32
3	18-A	202	NAP	C2A-N3A	3.15	1.37	1.32
3	18-A	202	NAP	O3B-C3B	-3.15	1.35	1.43
3	24-A	202	NAP	O3B-C3B	-3.15	1.35	1.43
3	7-A	202	NAP	C2A-N3A	3.14	1.37	1.32
3	73-A	202	NAP	O3B-C3B	-3.14	1.35	1.43
3	66-A	202	NAP	C2A-N3A	3.14	1.37	1.32
3	3-A	202	NAP	C2A-N3A	3.14	1.37	1.32
3	41-A	202	NAP	C2A-N3A	3.14	1.37	1.32
3	75-A	202	NAP	O3B-C3B	-3.13	1.35	1.43
3	44-A	202	NAP	C2A-N3A	3.13	1.37	1.32
3	56-A	202	NAP	C2A-N3A	3.13	1.37	1.32
3	70-A	202	NAP	C2A-N3A	3.12	1.37	1.32
3	67-A	202	NAP	C2A-N3A	3.12	1.37	1.32
3	54-A	202	NAP	O3B-C3B	-3.11	1.35	1.43
3	23-A	202	NAP	C2A-N3A	3.11	1.37	1.32
3	39-A	202	NAP	C2A-N3A	3.11	1.37	1.32
3	20-A	202	NAP	C2A-N3A	3.11	1.37	1.32
3	64-A	202	NAP	C2A-N3A	3.10	1.37	1.32
3	14-A	202	NAP	C2A-N3A	3.10	1.37	1.32
3	61-A	202	NAP	C2A-N3A	3.10	1.37	1.32
3	64-A	202	NAP	O3B-C3B	-3.09	1.35	1.43
3	4-A	202	NAP	C2A-N3A	3.09	1.37	1.32
3	5-A	202	NAP	C2A-N3A	3.09	1.37	1.32
3	14-A	202	NAP	O3B-C3B	-3.08	1.35	1.43
3	17-A	202	NAP	O3B-C3B	-3.08	1.35	1.43
3	10-A	202	NAP	C2A-N3A	3.08	1.37	1.32
3	9-A	202	NAP	C2A-N3A	3.07	1.37	1.32
3	49-A	202	NAP	C2A-N3A	3.07	1.37	1.32
3	72-A	202	NAP	O3B-C3B	-3.07	1.35	1.43
3	41-A	202	NAP	O3B-C3B	-3.07	1.35	1.43

Continued on next page...

Continued from previous page...

Mol	Chain	Res	Type	Atoms	Z	Observed(Å)	Ideal(Å)
3	16-A	202	NAP	O3B-C3B	-3.06	1.35	1.43
3	60-A	202	NAP	O3B-C3B	-3.05	1.35	1.43
3	30-A	202	NAP	C2A-N3A	3.05	1.37	1.32
3	2-A	202	NAP	C2A-N3A	3.05	1.37	1.32
3	2-A	202	NAP	O3B-C3B	-3.05	1.35	1.43
3	63-A	202	NAP	O3B-C3B	-3.04	1.35	1.43
3	15-A	202	NAP	O3B-C3B	-3.04	1.35	1.43
3	76-A	202	NAP	O3B-C3B	-3.04	1.35	1.43
3	21-A	202	NAP	O3B-C3B	-3.03	1.35	1.43
3	44-A	202	NAP	O3B-C3B	-3.03	1.35	1.43
3	35-A	202	NAP	C2A-N3A	3.02	1.37	1.32
3	80-A	202	NAP	C2A-N3A	3.02	1.37	1.32
3	49-A	202	NAP	O3B-C3B	-3.02	1.35	1.43
3	79-A	202	NAP	C2A-N3A	3.02	1.37	1.32
2	23-A	201	FOL	C4A-C8A	3.02	1.46	1.40
3	42-A	202	NAP	O3B-C3B	-3.01	1.35	1.43
3	20-A	202	NAP	O3B-C3B	-3.01	1.35	1.43
3	19-A	202	NAP	C2A-N3A	3.00	1.36	1.32
3	49-A	202	NAP	O7N-C7N	-3.00	1.18	1.24
3	65-A	202	NAP	O3B-C3B	-3.00	1.35	1.43
3	27-A	202	NAP	O3B-C3B	-3.00	1.35	1.43
2	70-A	201	FOL	C14-N10	-3.00	1.29	1.38
3	21-A	202	NAP	C2A-N3A	3.00	1.36	1.32
3	12-A	202	NAP	O3B-C3B	-3.00	1.35	1.43
3	59-A	202	NAP	O3B-C3B	-3.00	1.35	1.43
3	68-A	202	NAP	C2A-N3A	2.99	1.36	1.32
3	36-A	202	NAP	C2A-N3A	2.99	1.36	1.32
3	8-A	202	NAP	O3B-C3B	-2.99	1.35	1.43
3	19-A	202	NAP	O3B-C3B	-2.99	1.35	1.43
3	79-A	202	NAP	O3B-C3B	-2.99	1.35	1.43
3	5-A	202	NAP	O3B-C3B	-2.99	1.35	1.43
3	48-A	202	NAP	C2A-N3A	2.99	1.36	1.32
3	28-A	202	NAP	O3B-C3B	-2.99	1.35	1.43
3	11-A	202	NAP	O3B-C3B	-2.98	1.36	1.43
3	47-A	202	NAP	O3B-C3B	-2.97	1.36	1.43
3	48-A	202	NAP	O3B-C3B	-2.97	1.36	1.43
3	68-A	202	NAP	O3B-C3B	-2.97	1.36	1.43
3	74-A	202	NAP	O3B-C3B	-2.96	1.36	1.43
3	7-A	202	NAP	O3B-C3B	-2.96	1.36	1.43
2	67-A	201	FOL	C4A-C8A	2.96	1.46	1.40
3	9-A	202	NAP	O3B-C3B	-2.96	1.36	1.43
2	23-A	201	FOL	C4A-C4	2.96	1.46	1.41

Continued on next page...

Continued from previous page...

Mol	Chain	Res	Type	Atoms	Z	Observed(Å)	Ideal(Å)
3	43-A	202	NAP	O3B-C3B	-2.95	1.36	1.43
3	3-A	202	NAP	O3B-C3B	-2.95	1.36	1.43
3	62-A	202	NAP	O3B-C3B	-2.95	1.36	1.43
3	33-A	202	NAP	O3B-C3B	-2.94	1.36	1.43
3	23-A	202	NAP	O3B-C3B	-2.94	1.36	1.43
3	50-A	202	NAP	O7N-C7N	-2.94	1.18	1.24
3	6-A	202	NAP	O3B-C3B	-2.94	1.36	1.43
3	37-A	202	NAP	C2A-N3A	2.93	1.36	1.32
3	53-A	202	NAP	O3B-C3B	-2.93	1.36	1.43
3	61-A	202	NAP	O3B-C3B	-2.93	1.36	1.43
3	66-A	202	NAP	O3B-C3B	-2.93	1.36	1.43
3	70-A	202	NAP	O3B-C3B	-2.92	1.36	1.43
3	51-A	202	NAP	O3B-C3B	-2.92	1.36	1.43
3	40-A	202	NAP	O3B-C3B	-2.91	1.36	1.43
3	4-A	202	NAP	O3B-C3B	-2.91	1.36	1.43
3	77-A	202	NAP	O3B-C3B	-2.91	1.36	1.43
2	78-A	201	FOL	CB-CA	-2.91	1.46	1.53
3	45-A	202	NAP	O3B-C3B	-2.91	1.36	1.43
3	31-A	202	NAP	O3B-C3B	-2.90	1.36	1.43
2	72-A	201	FOL	C7-N8	2.90	1.36	1.31
3	52-A	202	NAP	O3B-C3B	-2.89	1.36	1.43
3	36-A	202	NAP	O3B-C3B	-2.89	1.36	1.43
3	69-A	202	NAP	O3B-C3B	-2.89	1.36	1.43
3	8-A	202	NAP	C2A-N3A	2.89	1.36	1.32
3	26-A	202	NAP	O3B-C3B	-2.89	1.36	1.43
3	78-A	202	NAP	O3B-C3B	-2.89	1.36	1.43
3	57-A	202	NAP	O3B-C3B	-2.88	1.36	1.43
3	71-A	202	NAP	O3B-C3B	-2.88	1.36	1.43
3	39-A	202	NAP	O3B-C3B	-2.87	1.36	1.43
3	16-A	202	NAP	C2A-N3A	2.84	1.36	1.32
3	30-A	202	NAP	O3B-C3B	-2.84	1.36	1.43
3	46-A	202	NAP	O3B-C3B	-2.84	1.36	1.43
3	46-A	202	NAP	O7N-C7N	-2.83	1.18	1.24
3	37-A	202	NAP	O3B-C3B	-2.82	1.36	1.43
3	50-A	202	NAP	O3B-C3B	-2.82	1.36	1.43
3	67-A	202	NAP	O3B-C3B	-2.82	1.36	1.43
3	35-A	202	NAP	O3B-C3B	-2.82	1.36	1.43
3	10-A	202	NAP	O3B-C3B	-2.81	1.36	1.43
3	56-A	202	NAP	O3B-C3B	-2.81	1.36	1.43
3	13-A	202	NAP	O3B-C3B	-2.79	1.36	1.43
3	80-A	202	NAP	O3B-C3B	-2.79	1.36	1.43
3	58-A	202	NAP	O3B-C3B	-2.79	1.36	1.43

Continued on next page...

Continued from previous page...

Mol	Chain	Res	Type	Atoms	Z	Observed(Å)	Ideal(Å)
3	34-A	202	NAP	O3B-C3B	-2.79	1.36	1.43
3	59-A	202	NAP	O7N-C7N	-2.78	1.18	1.24
3	32-A	202	NAP	O3B-C3B	-2.78	1.36	1.43
3	38-A	202	NAP	C2A-N3A	2.78	1.36	1.32
3	41-A	202	NAP	O7N-C7N	-2.77	1.18	1.24
3	29-A	202	NAP	O3B-C3B	-2.76	1.36	1.43
3	52-A	202	NAP	O7N-C7N	-2.76	1.18	1.24
3	38-A	202	NAP	O3B-C3B	-2.76	1.36	1.43
2	69-A	201	FOL	C8A-N8	-2.76	1.33	1.37
2	80-A	201	FOL	OE2-CD	-2.75	1.21	1.30
3	21-A	202	NAP	O7N-C7N	-2.71	1.19	1.24
3	45-A	202	NAP	O7N-C7N	-2.68	1.19	1.24
3	2-A	202	NAP	O7N-C7N	-2.68	1.19	1.24
3	1-A	202	NAP	O7N-C7N	-2.68	1.19	1.24
3	17-A	202	NAP	O7N-C7N	-2.68	1.19	1.24
3	22-A	202	NAP	O7N-C7N	-2.68	1.19	1.24
3	23-A	202	NAP	O7N-C7N	-2.68	1.19	1.24
3	67-A	202	NAP	O3D-C3D	-2.68	1.36	1.43
3	20-A	202	NAP	O7N-C7N	-2.67	1.19	1.24
2	71-A	201	FOL	C7-N8	2.66	1.36	1.31
2	73-A	201	FOL	C9-C6	2.66	1.56	1.51
3	3-A	202	NAP	O3D-C3D	-2.65	1.36	1.43
3	25-A	202	NAP	O7N-C7N	-2.65	1.19	1.24
3	51-A	202	NAP	O7N-C7N	-2.64	1.19	1.24
3	18-A	202	NAP	O7N-C7N	-2.64	1.19	1.24
3	14-A	202	NAP	O7N-C7N	-2.62	1.19	1.24
3	47-A	202	NAP	O7N-C7N	-2.62	1.19	1.24
3	74-A	202	NAP	O3D-C3D	-2.62	1.36	1.43
3	16-A	202	NAP	O7N-C7N	-2.62	1.19	1.24
3	66-A	202	NAP	O3D-C3D	-2.62	1.36	1.43
3	61-A	202	NAP	O3D-C3D	-2.61	1.36	1.43
3	11-A	202	NAP	O7N-C7N	-2.61	1.19	1.24
3	48-A	202	NAP	O7N-C7N	-2.60	1.19	1.24
3	36-A	202	NAP	O7N-C7N	-2.60	1.19	1.24
3	37-A	202	NAP	O7N-C7N	-2.59	1.19	1.24
3	34-A	202	NAP	O7N-C7N	-2.59	1.19	1.24
3	65-A	202	NAP	O7N-C7N	-2.58	1.19	1.24
3	30-A	202	NAP	O7N-C7N	-2.58	1.19	1.24
3	39-A	202	NAP	O7N-C7N	-2.58	1.19	1.24
3	73-A	202	NAP	O3D-C3D	-2.57	1.36	1.43
3	64-A	202	NAP	O7N-C7N	-2.57	1.19	1.24
3	30-A	202	NAP	O3D-C3D	-2.57	1.36	1.43

Continued on next page...

Continued from previous page...

Mol	Chain	Res	Type	Atoms	Z	Observed(Å)	Ideal(Å)
3	28-A	202	NAP	O3D-C3D	-2.56	1.36	1.43
3	71-A	202	NAP	O7N-C7N	-2.55	1.19	1.24
3	62-A	202	NAP	O7N-C7N	-2.55	1.19	1.24
3	61-A	202	NAP	O7N-C7N	-2.55	1.19	1.24
3	66-A	202	NAP	O7N-C7N	-2.55	1.19	1.24
3	32-A	202	NAP	O7N-C7N	-2.54	1.19	1.24
3	38-A	202	NAP	O7N-C7N	-2.54	1.19	1.24
3	32-A	202	NAP	O3D-C3D	-2.52	1.37	1.43
3	76-A	202	NAP	O7N-C7N	-2.52	1.19	1.24
3	24-A	202	NAP	O7N-C7N	-2.51	1.19	1.24
3	44-A	202	NAP	O7N-C7N	-2.51	1.19	1.24
3	56-A	202	NAP	O7N-C7N	-2.51	1.19	1.24
3	74-A	202	NAP	O7N-C7N	-2.50	1.19	1.24
3	69-A	202	NAP	O3D-C3D	-2.50	1.37	1.43
3	53-A	202	NAP	O7N-C7N	-2.49	1.19	1.24
3	65-A	202	NAP	O3D-C3D	-2.49	1.37	1.43
3	13-A	202	NAP	O7N-C7N	-2.48	1.19	1.24
3	57-A	202	NAP	O3D-C3D	-2.48	1.37	1.43
3	27-A	202	NAP	O3D-C3D	-2.48	1.37	1.43
3	37-A	202	NAP	O3D-C3D	-2.48	1.37	1.43
3	76-A	202	NAP	O3D-C3D	-2.48	1.37	1.43
3	52-A	202	NAP	O3D-C3D	-2.47	1.37	1.43
3	60-A	202	NAP	O3D-C3D	-2.47	1.37	1.43
3	26-A	202	NAP	O7N-C7N	-2.47	1.19	1.24
3	68-A	202	NAP	O3D-C3D	-2.47	1.37	1.43
3	71-A	202	NAP	O3D-C3D	-2.47	1.37	1.43
3	6-A	202	NAP	O7N-C7N	-2.47	1.19	1.24
3	46-A	202	NAP	O3D-C3D	-2.47	1.37	1.43
3	39-A	202	NAP	O3D-C3D	-2.46	1.37	1.43
3	47-A	202	NAP	O3D-C3D	-2.46	1.37	1.43
3	19-A	202	NAP	O7N-C7N	-2.46	1.19	1.24
3	33-A	202	NAP	O7N-C7N	-2.46	1.19	1.24
3	1-A	202	NAP	O3D-C3D	-2.46	1.37	1.43
3	43-A	202	NAP	O7N-C7N	-2.46	1.19	1.24
3	31-A	202	NAP	O3D-C3D	-2.46	1.37	1.43
3	35-A	202	NAP	O3D-C3D	-2.45	1.37	1.43
3	36-A	202	NAP	O3D-C3D	-2.45	1.37	1.43
3	4-A	202	NAP	O3D-C3D	-2.45	1.37	1.43
3	11-A	202	NAP	O3D-C3D	-2.45	1.37	1.43
3	29-A	202	NAP	O3D-C3D	-2.45	1.37	1.43
3	75-A	202	NAP	O3D-C3D	-2.45	1.37	1.43
3	70-A	202	NAP	O3D-C3D	-2.45	1.37	1.43

Continued on next page...

Continued from previous page...

Mol	Chain	Res	Type	Atoms	Z	Observed(Å)	Ideal(Å)
3	58-A	202	NAP	O7N-C7N	-2.45	1.19	1.24
3	38-A	202	NAP	O3D-C3D	-2.43	1.37	1.43
3	51-A	202	NAP	O3D-C3D	-2.43	1.37	1.43
3	60-A	202	NAP	O7N-C7N	-2.43	1.19	1.24
3	68-A	202	NAP	O7N-C7N	-2.43	1.19	1.24
3	31-A	202	NAP	O7N-C7N	-2.43	1.19	1.24
3	59-A	202	NAP	O3D-C3D	-2.43	1.37	1.43
3	3-A	202	NAP	O7N-C7N	-2.42	1.19	1.24
3	55-A	202	NAP	O7N-C7N	-2.42	1.19	1.24
3	72-A	202	NAP	O3D-C3D	-2.42	1.37	1.43
3	2-A	202	NAP	O3D-C3D	-2.42	1.37	1.43
2	75-A	201	FOL	OE2-CD	-2.41	1.22	1.30
3	8-A	202	NAP	O3D-C3D	-2.41	1.37	1.43
3	50-A	202	NAP	O3D-C3D	-2.41	1.37	1.43
3	77-A	202	NAP	O7N-C7N	-2.41	1.19	1.24
3	72-A	202	NAP	O7N-C7N	-2.41	1.19	1.24
3	64-A	202	NAP	O3D-C3D	-2.40	1.37	1.43
3	42-A	202	NAP	O7N-C7N	-2.40	1.19	1.24
3	10-A	202	NAP	O7N-C7N	-2.40	1.19	1.24
3	40-A	202	NAP	O7N-C7N	-2.40	1.19	1.24
3	75-A	202	NAP	O7N-C7N	-2.40	1.19	1.24
3	53-A	202	NAP	O3D-C3D	-2.40	1.37	1.43
3	62-A	202	NAP	O3D-C3D	-2.40	1.37	1.43
3	26-A	202	NAP	O3D-C3D	-2.39	1.37	1.43
3	27-A	202	NAP	O7N-C7N	-2.38	1.19	1.24
3	23-A	202	NAP	O3D-C3D	-2.38	1.37	1.43
3	49-A	202	NAP	O3D-C3D	-2.37	1.37	1.43
3	12-A	202	NAP	O3D-C3D	-2.37	1.37	1.43
3	43-A	202	NAP	O3D-C3D	-2.37	1.37	1.43
3	5-A	202	NAP	O7N-C7N	-2.36	1.19	1.24
3	9-A	202	NAP	O7N-C7N	-2.36	1.19	1.24
3	41-A	202	NAP	O3D-C3D	-2.36	1.37	1.43
3	42-A	202	NAP	O3D-C3D	-2.36	1.37	1.43
3	34-A	202	NAP	O3D-C3D	-2.36	1.37	1.43
3	33-A	202	NAP	O3D-C3D	-2.35	1.37	1.43
3	45-A	202	NAP	O3D-C3D	-2.35	1.37	1.43
3	55-A	202	NAP	O2D-C2D	2.35	1.48	1.43
3	13-A	202	NAP	O3D-C3D	-2.35	1.37	1.43
3	19-A	202	NAP	O3D-C3D	-2.35	1.37	1.43
3	48-A	202	NAP	O3D-C3D	-2.34	1.37	1.43
3	78-A	202	NAP	O7N-C7N	-2.33	1.19	1.24
3	12-A	202	NAP	O7N-C7N	-2.33	1.19	1.24

Continued on next page...

Continued from previous page...

Mol	Chain	Res	Type	Atoms	Z	Observed(Å)	Ideal(Å)
3	10-A	202	NAP	O3D-C3D	-2.33	1.37	1.43
3	4-A	202	NAP	O7N-C7N	-2.33	1.19	1.24
3	25-A	202	NAP	O3D-C3D	-2.33	1.37	1.43
3	67-A	202	NAP	O7N-C7N	-2.32	1.19	1.24
3	7-A	202	NAP	O3D-C3D	-2.32	1.37	1.43
3	70-A	202	NAP	O7N-C7N	-2.32	1.19	1.24
3	63-A	202	NAP	O3D-C3D	-2.31	1.37	1.43
3	54-A	202	NAP	O7N-C7N	-2.31	1.19	1.24
3	29-A	202	NAP	O7N-C7N	-2.31	1.19	1.24
3	22-A	202	NAP	O3D-C3D	-2.31	1.37	1.43
3	44-A	202	NAP	O3D-C3D	-2.30	1.37	1.43
3	35-A	202	NAP	O7N-C7N	-2.30	1.19	1.24
3	5-A	202	NAP	O3D-C3D	-2.30	1.37	1.43
3	69-A	202	NAP	O7N-C7N	-2.30	1.19	1.24
3	24-A	202	NAP	O3D-C3D	-2.29	1.37	1.43
2	38-A	201	FOL	C8A-N8	-2.29	1.33	1.37
2	37-A	201	FOL	C8A-N8	-2.28	1.33	1.37
3	7-A	202	NAP	O7N-C7N	-2.27	1.19	1.24
3	79-A	202	NAP	O3D-C3D	-2.27	1.37	1.43
3	57-A	202	NAP	O7N-C7N	-2.27	1.19	1.24
3	78-A	202	NAP	O3D-C3D	-2.27	1.37	1.43
3	54-A	202	NAP	O3D-C3D	-2.26	1.37	1.43
3	63-A	202	NAP	O7N-C7N	-2.26	1.19	1.24
3	56-A	202	NAP	O3D-C3D	-2.26	1.37	1.43
3	80-A	202	NAP	O7N-C7N	-2.25	1.19	1.24
3	21-A	202	NAP	O3D-C3D	-2.25	1.37	1.43
3	79-A	202	NAP	O7N-C7N	-2.25	1.19	1.24
3	14-A	202	NAP	O3D-C3D	-2.24	1.37	1.43
3	80-A	202	NAP	O3D-C3D	-2.24	1.37	1.43
3	40-A	202	NAP	O3D-C3D	-2.24	1.37	1.43
3	77-A	202	NAP	O3D-C3D	-2.24	1.37	1.43
3	20-A	202	NAP	O3D-C3D	-2.22	1.37	1.43
2	72-A	201	FOL	CA-N	2.21	1.50	1.45
3	15-A	202	NAP	O7N-C7N	-2.20	1.19	1.24
3	16-A	202	NAP	O3D-C3D	-2.20	1.37	1.43
3	9-A	202	NAP	O3D-C3D	-2.20	1.37	1.43
2	39-A	201	FOL	C8A-N8	-2.20	1.34	1.37
2	73-A	201	FOL	C13-C12	2.20	1.42	1.38
2	69-A	201	FOL	C14-N10	-2.20	1.32	1.38
3	6-A	202	NAP	O3D-C3D	-2.19	1.37	1.43
3	58-A	202	NAP	O3D-C3D	-2.19	1.37	1.43
2	77-A	201	FOL	C8A-N8	-2.19	1.34	1.37

Continued on next page...

Continued from previous page...

Mol	Chain	Res	Type	Atoms	Z	Observed(Å)	Ideal(Å)
3	8-A	202	NAP	O7N-C7N	-2.16	1.20	1.24
2	69-A	201	FOL	C8A-N1	-2.16	1.32	1.36
2	70-A	201	FOL	C8A-N8	-2.13	1.34	1.37
3	15-A	202	NAP	O3D-C3D	-2.13	1.38	1.43
3	18-A	202	NAP	O3D-C3D	-2.13	1.38	1.43
3	17-A	202	NAP	O3D-C3D	-2.12	1.38	1.43
2	41-A	201	FOL	OE2-CD	-2.10	1.23	1.30
3	55-A	202	NAP	O3D-C3D	-2.10	1.38	1.43
3	28-A	202	NAP	O7N-C7N	-2.08	1.20	1.24
2	76-A	201	FOL	CA-N	2.07	1.50	1.45
3	74-A	202	NAP	C5A-C4A	-2.07	1.35	1.40
2	70-A	201	FOL	C15-C14	-2.06	1.35	1.39
3	8-A	202	NAP	C5A-C4A	-2.05	1.35	1.40
3	73-A	202	NAP	O7N-C7N	-2.05	1.20	1.24
2	66-A	201	FOL	C8A-N8	-2.04	1.34	1.37
2	26-A	201	FOL	C8A-N8	-2.04	1.34	1.37
2	17-A	201	FOL	C7-N8	2.02	1.35	1.31
2	29-A	201	FOL	C8A-N8	-2.01	1.34	1.37
2	67-A	201	FOL	C9-C6	2.01	1.55	1.51

All (1296) bond angle outliers are listed below:

Mol	Chain	Res	Type	Atoms	Z	Observed(°)	Ideal(°)
2	73-A	201	FOL	N8-C8A-N1	10.18	127.44	115.82
2	67-A	201	FOL	N8-C8A-N1	9.63	126.81	115.82
2	64-A	201	FOL	N8-C8A-N1	9.06	126.16	115.82
2	71-A	201	FOL	N8-C8A-N1	8.10	125.07	115.82
2	73-A	201	FOL	C7-C6-N5	-7.72	115.81	120.85
2	72-A	201	FOL	N8-C8A-N1	7.63	124.53	115.82
2	72-A	201	FOL	CA-N-C	7.50	139.95	121.60
2	23-A	201	FOL	N8-C8A-N1	7.21	124.05	115.82
3	75-A	202	NAP	C5A-C6A-N6A	7.19	131.28	120.35
3	37-A	202	NAP	C5A-C6A-N6A	7.18	131.27	120.35
3	28-A	202	NAP	C5A-C6A-N6A	7.17	131.25	120.35
3	7-A	202	NAP	C5A-C6A-N6A	7.16	131.24	120.35
3	23-A	202	NAP	C5A-C6A-N6A	7.06	131.09	120.35
3	60-A	202	NAP	C5A-C6A-N6A	7.05	131.07	120.35
3	38-A	202	NAP	C5A-C6A-N6A	7.04	131.06	120.35
3	72-A	202	NAP	C5A-C6A-N6A	7.03	131.04	120.35
3	34-A	202	NAP	C5A-C6A-N6A	7.01	131.01	120.35
3	40-A	202	NAP	C5A-C6A-N6A	7.00	130.99	120.35
3	12-A	202	NAP	C5A-C6A-N6A	7.00	130.98	120.35

Continued on next page...

Continued from previous page...

Mol	Chain	Res	Type	Atoms	Z	Observed(°)	Ideal(°)
2	72-A	201	FOL	CG-CB-CA	6.99	126.21	113.16
3	80-A	202	NAP	C5A-C6A-N6A	6.98	130.96	120.35
3	66-A	202	NAP	C5A-C6A-N6A	6.97	130.95	120.35
3	78-A	202	NAP	C5A-C6A-N6A	6.97	130.94	120.35
3	16-A	202	NAP	C5A-C6A-N6A	6.97	130.94	120.35
3	45-A	202	NAP	C5A-C6A-N6A	6.97	130.94	120.35
3	13-A	202	NAP	C5A-C6A-N6A	6.96	130.92	120.35
3	63-A	202	NAP	C5A-C6A-N6A	6.94	130.90	120.35
2	73-A	201	FOL	C9-N10-C14	6.91	139.91	122.15
3	42-A	202	NAP	C5A-C6A-N6A	6.89	130.83	120.35
3	57-A	202	NAP	C5A-C6A-N6A	6.87	130.79	120.35
3	10-A	202	NAP	C5A-C6A-N6A	6.87	130.79	120.35
2	68-A	201	FOL	N8-C8A-N1	6.85	123.65	115.82
3	11-A	202	NAP	C5A-C6A-N6A	6.85	130.77	120.35
3	39-A	202	NAP	C5A-C6A-N6A	6.85	130.76	120.35
3	9-A	202	NAP	C5A-C6A-N6A	6.84	130.75	120.35
3	36-A	202	NAP	C5A-C6A-N6A	6.81	130.70	120.35
3	62-A	202	NAP	C5A-C6A-N6A	6.80	130.69	120.35
3	69-A	202	NAP	C5A-C6A-N6A	6.79	130.67	120.35
3	53-A	202	NAP	C5A-C6A-N6A	6.78	130.65	120.35
3	17-A	202	NAP	C5A-C6A-N6A	6.76	130.63	120.35
3	54-A	202	NAP	C5A-C6A-N6A	6.76	130.62	120.35
3	5-A	202	NAP	C5A-C6A-N6A	6.75	130.61	120.35
3	55-A	202	NAP	C5A-C6A-N6A	6.75	130.61	120.35
3	30-A	202	NAP	C5A-C6A-N6A	6.75	130.60	120.35
3	76-A	202	NAP	C5A-C6A-N6A	6.74	130.60	120.35
3	15-A	202	NAP	C5A-C6A-N6A	6.74	130.59	120.35
3	44-A	202	NAP	C5A-C6A-N6A	6.74	130.59	120.35
3	70-A	202	NAP	C5A-C6A-N6A	6.73	130.58	120.35
3	74-A	202	NAP	C5A-C6A-N6A	6.72	130.56	120.35
3	49-A	202	NAP	C5A-C6A-N6A	6.72	130.56	120.35
3	59-A	202	NAP	C5A-C6A-N6A	6.71	130.54	120.35
3	35-A	202	NAP	C5A-C6A-N6A	6.70	130.54	120.35
3	71-A	202	NAP	C5A-C6A-N6A	6.70	130.53	120.35
3	21-A	202	NAP	C5A-C6A-N6A	6.67	130.49	120.35
3	50-A	202	NAP	C5A-C6A-N6A	6.67	130.49	120.35
3	29-A	202	NAP	C5A-C6A-N6A	6.67	130.49	120.35
3	22-A	202	NAP	C5A-C6A-N6A	6.67	130.48	120.35
2	78-A	201	FOL	CG-CB-CA	-6.66	100.71	113.16
3	65-A	202	NAP	C5A-C6A-N6A	6.65	130.46	120.35
3	18-A	202	NAP	C5A-C6A-N6A	6.65	130.46	120.35
3	47-A	202	NAP	C5A-C6A-N6A	6.62	130.41	120.35

Continued on next page...

Continued from previous page...

Mol	Chain	Res	Type	Atoms	Z	Observed(°)	Ideal(°)
3	73-A	202	NAP	C5A-C6A-N6A	6.61	130.40	120.35
3	46-A	202	NAP	C5A-C6A-N6A	6.61	130.39	120.35
3	19-A	202	NAP	C5A-C6A-N6A	6.60	130.38	120.35
3	2-A	202	NAP	C5A-C6A-N6A	6.60	130.38	120.35
3	1-A	202	NAP	C5A-C6A-N6A	6.60	130.38	120.35
3	48-A	202	NAP	C5A-C6A-N6A	6.57	130.33	120.35
3	20-A	202	NAP	C5A-C6A-N6A	6.53	130.28	120.35
3	61-A	202	NAP	C5A-C6A-N6A	6.52	130.25	120.35
3	25-A	202	NAP	C5A-C6A-N6A	6.51	130.25	120.35
3	67-A	202	NAP	C5A-C6A-N6A	6.50	130.23	120.35
3	58-A	202	NAP	C5A-C6A-N6A	6.49	130.21	120.35
3	4-A	202	NAP	C5A-C6A-N6A	6.48	130.20	120.35
3	32-A	202	NAP	C5A-C6A-N6A	6.41	130.09	120.35
3	79-A	202	NAP	C5A-C6A-N6A	6.39	130.07	120.35
2	35-A	201	FOL	N8-C8A-N1	6.37	123.10	115.82
3	41-A	202	NAP	C5A-C6A-N6A	6.37	130.03	120.35
2	67-A	201	FOL	C7-C6-N5	-6.34	116.71	120.85
3	14-A	202	NAP	C5A-C6A-N6A	6.32	129.96	120.35
2	54-A	201	FOL	N8-C8A-N1	6.31	123.03	115.82
3	52-A	202	NAP	C5A-C6A-N6A	6.31	129.94	120.35
3	6-A	202	NAP	C5A-C6A-N6A	6.30	129.93	120.35
3	24-A	202	NAP	C5A-C6A-N6A	6.30	129.92	120.35
3	43-A	202	NAP	C5A-C6A-N6A	6.29	129.91	120.35
3	51-A	202	NAP	C5A-C6A-N6A	6.28	129.90	120.35
3	77-A	202	NAP	C5A-C6A-N6A	6.28	129.89	120.35
3	31-A	202	NAP	C5A-C6A-N6A	6.26	129.86	120.35
2	17-A	201	FOL	N8-C8A-N1	6.24	122.95	115.82
2	69-A	201	FOL	C8A-C4A-C4	-6.22	115.83	119.95
2	18-A	201	FOL	N8-C8A-N1	6.21	122.91	115.82
3	56-A	202	NAP	C5A-C6A-N6A	6.19	129.76	120.35
2	34-A	201	FOL	N8-C8A-N1	6.18	122.88	115.82
3	68-A	202	NAP	C5A-C6A-N6A	6.18	129.75	120.35
3	26-A	202	NAP	C5A-C6A-N6A	6.18	129.74	120.35
2	40-A	201	FOL	N8-C8A-N1	6.16	122.85	115.82
2	10-A	201	FOL	N8-C8A-N1	6.16	122.85	115.82
2	36-A	201	FOL	N8-C8A-N1	6.16	122.85	115.82
2	21-A	201	FOL	N8-C8A-N1	6.15	122.84	115.82
3	33-A	202	NAP	C5A-C6A-N6A	6.15	129.69	120.35
2	79-A	201	FOL	CT-CA-N	6.14	125.10	110.55
3	27-A	202	NAP	C5A-C6A-N6A	6.14	129.68	120.35
2	58-A	201	FOL	N8-C8A-N1	6.12	122.81	115.82
3	64-A	202	NAP	C5A-C6A-N6A	6.12	129.66	120.35

Continued on next page...

Continued from previous page...

Mol	Chain	Res	Type	Atoms	Z	Observed(°)	Ideal(°)
2	41-A	201	FOL	N8-C8A-N1	6.11	122.80	115.82
2	46-A	201	FOL	N8-C8A-N1	6.11	122.79	115.82
2	32-A	201	FOL	N8-C8A-N1	6.10	122.78	115.82
3	3-A	202	NAP	C5A-C6A-N6A	6.06	129.57	120.35
2	9-A	201	FOL	N8-C8A-N1	6.05	122.73	115.82
2	31-A	201	FOL	N8-C8A-N1	6.03	122.71	115.82
2	51-A	201	FOL	N8-C8A-N1	6.02	122.69	115.82
2	1-A	201	FOL	N8-C8A-N1	6.00	122.68	115.82
2	16-A	201	FOL	N8-C8A-N1	5.99	122.66	115.82
2	48-A	201	FOL	N8-C8A-N1	5.97	122.64	115.82
2	74-A	201	FOL	N8-C8A-N1	5.97	122.64	115.82
2	23-A	201	FOL	C8A-C4A-C4	-5.95	116.01	119.95
2	14-A	201	FOL	N8-C8A-N1	5.94	122.61	115.82
2	61-A	201	FOL	N8-C8A-N1	5.94	122.60	115.82
2	30-A	201	FOL	N8-C8A-N1	5.94	122.60	115.82
2	27-A	201	FOL	N8-C8A-N1	5.93	122.59	115.82
2	63-A	201	FOL	C8A-C4A-C4	-5.92	116.03	119.95
2	31-A	201	FOL	C8A-C4A-C4	-5.91	116.04	119.95
2	75-A	201	FOL	N8-C8A-N1	5.91	122.57	115.82
2	7-A	201	FOL	N8-C8A-N1	5.89	122.54	115.82
2	77-A	201	FOL	CG-CB-CA	-5.88	102.17	113.16
2	22-A	201	FOL	N8-C8A-N1	5.87	122.52	115.82
2	23-A	201	FOL	C2-N1-C8A	5.86	122.05	115.36
2	6-A	201	FOL	N8-C8A-N1	5.86	122.51	115.82
2	44-A	201	FOL	N8-C8A-N1	5.84	122.49	115.82
2	3-A	201	FOL	N8-C8A-N1	5.83	122.48	115.82
2	20-A	201	FOL	N8-C8A-N1	5.83	122.48	115.82
2	13-A	201	FOL	N8-C8A-N1	5.82	122.47	115.82
2	43-A	201	FOL	N8-C8A-N1	5.79	122.44	115.82
2	69-A	201	FOL	C9-C6-C7	-5.76	111.52	121.55
2	77-A	201	FOL	N8-C8A-N1	5.76	122.40	115.82
2	8-A	201	FOL	N8-C8A-N1	5.76	122.39	115.82
2	62-A	201	FOL	N8-C8A-N1	5.76	122.39	115.82
2	80-A	201	FOL	C8A-C4A-C4	-5.74	116.15	119.95
2	52-A	201	FOL	N8-C8A-N1	5.74	122.37	115.82
2	15-A	201	FOL	N8-C8A-N1	5.73	122.37	115.82
3	8-A	202	NAP	C5A-C6A-N6A	5.73	129.06	120.35
2	72-A	201	FOL	C2-N1-C8A	5.73	121.90	115.36
2	24-A	201	FOL	N8-C8A-N1	5.72	122.35	115.82
2	56-A	201	FOL	N8-C8A-N1	5.71	122.34	115.82
3	74-A	202	NAP	C1B-N9A-C4A	-5.71	116.61	126.64
2	66-A	201	FOL	C8A-C4A-C4	-5.68	116.19	119.95

Continued on next page...

Continued from previous page...

Mol	Chain	Res	Type	Atoms	Z	Observed(°)	Ideal(°)
2	33-A	201	FOL	N8-C8A-N1	5.67	122.30	115.82
2	28-A	201	FOL	N8-C8A-N1	5.67	122.29	115.82
2	69-A	201	FOL	C9-C6-N5	5.66	126.71	116.66
2	76-A	201	FOL	N8-C8A-N1	5.66	122.28	115.82
2	76-A	201	FOL	CT-CA-N	5.65	123.93	110.55
2	25-A	201	FOL	N8-C8A-N1	5.64	122.26	115.82
2	2-A	201	FOL	N8-C8A-N1	5.62	122.24	115.82
2	42-A	201	FOL	N8-C8A-N1	5.61	122.22	115.82
2	65-A	201	FOL	N8-C8A-N1	5.61	122.22	115.82
2	14-A	201	FOL	C2-N1-C8A	5.60	121.76	115.36
2	60-A	201	FOL	N8-C8A-N1	5.59	122.20	115.82
2	57-A	201	FOL	C8A-C4A-C4	-5.56	116.27	119.95
2	9-A	201	FOL	C2-N1-C8A	5.56	121.71	115.36
2	74-A	201	FOL	C2-N1-C8A	5.55	121.70	115.36
2	59-A	201	FOL	N8-C8A-N1	5.55	122.16	115.82
2	79-A	201	FOL	CG-CB-CA	-5.55	102.79	113.16
2	12-A	201	FOL	N8-C8A-N1	5.54	122.14	115.82
3	52-A	202	NAP	N3A-C2A-N1A	-5.52	120.04	128.68
2	49-A	201	FOL	N8-C8A-N1	5.51	122.11	115.82
2	4-A	201	FOL	N8-C8A-N1	5.50	122.10	115.82
2	3-A	201	FOL	C2-N1-C8A	5.50	121.64	115.36
2	64-A	201	FOL	C2-N1-C8A	5.50	121.64	115.36
2	55-A	201	FOL	N8-C8A-N1	5.50	122.10	115.82
2	45-A	201	FOL	C8A-C4A-C4	-5.50	116.31	119.95
2	53-A	201	FOL	N8-C8A-N1	5.49	122.09	115.82
2	31-A	201	FOL	C2-N1-C8A	5.48	121.61	115.36
3	71-A	202	NAP	N3A-C2A-N1A	-5.47	120.13	128.68
3	35-A	202	NAP	N3A-C2A-N1A	-5.45	120.15	128.68
2	73-A	201	FOL	C2-N1-C8A	5.45	121.58	115.36
3	70-A	202	NAP	N3A-C2A-N1A	-5.45	120.16	128.68
2	66-A	201	FOL	C2-N1-C8A	5.45	121.58	115.36
2	13-A	201	FOL	C2-N1-C8A	5.45	121.58	115.36
2	47-A	201	FOL	N8-C8A-N1	5.44	122.03	115.82
2	63-A	201	FOL	C2-N1-C8A	5.44	121.57	115.36
2	73-A	201	FOL	C9-C6-C7	5.44	131.00	121.55
2	55-A	201	FOL	C8A-C4A-C4	-5.44	116.35	119.95
2	70-A	201	FOL	C8A-C4A-C4	-5.43	116.36	119.95
2	78-A	201	FOL	N8-C8A-N1	5.39	121.97	115.82
2	40-A	201	FOL	C2-N1-C8A	5.39	121.51	115.36
3	80-A	202	NAP	N3A-C2A-N1A	-5.39	120.26	128.68
2	54-A	201	FOL	C2-N1-C8A	5.38	121.50	115.36
2	9-A	201	FOL	C8A-C4A-C4	-5.38	116.39	119.95

Continued on next page...

Continued from previous page...

Mol	Chain	Res	Type	Atoms	Z	Observed(°)	Ideal(°)
2	37-A	201	FOL	C8A-C4A-C4	-5.38	116.39	119.95
3	2-A	202	NAP	N3A-C2A-N1A	-5.38	120.28	128.68
2	52-A	201	FOL	C2-N1-C8A	5.37	121.50	115.36
3	43-A	202	NAP	N3A-C2A-N1A	-5.37	120.28	128.68
2	4-A	201	FOL	C2-N1-C8A	5.37	121.49	115.36
2	71-A	201	FOL	C2-N1-C8A	5.37	121.49	115.36
2	51-A	201	FOL	C2-N1-C8A	5.35	121.47	115.36
3	22-A	202	NAP	N3A-C2A-N1A	-5.34	120.33	128.68
2	15-A	201	FOL	C2-N1-C8A	5.34	121.46	115.36
2	5-A	201	FOL	C2-N1-C8A	5.33	121.45	115.36
3	1-A	202	NAP	N3A-C2A-N1A	-5.33	120.35	128.68
3	64-A	202	NAP	N3A-C2A-N1A	-5.33	120.35	128.68
3	15-A	202	NAP	N3A-C2A-N1A	-5.32	120.36	128.68
3	54-A	202	NAP	N3A-C2A-N1A	-5.32	120.36	128.68
2	5-A	201	FOL	N8-C8A-N1	5.32	121.89	115.82
3	34-A	202	NAP	N3A-C2A-N1A	-5.32	120.37	128.68
2	68-A	201	FOL	C6-C9-N10	-5.32	101.31	113.07
3	79-A	202	NAP	N3A-C2A-N1A	-5.31	120.37	128.68
3	28-A	202	NAP	N3A-C2A-N1A	-5.31	120.38	128.68
3	33-A	202	NAP	N3A-C2A-N1A	-5.31	120.38	128.68
2	48-A	201	FOL	C2-N1-C8A	5.31	121.42	115.36
2	37-A	201	FOL	N8-C8A-N1	5.30	121.88	115.82
3	47-A	202	NAP	N3A-C2A-N1A	-5.30	120.39	128.68
2	77-A	201	FOL	C2-N1-C8A	5.30	121.41	115.36
3	56-A	202	NAP	N3A-C2A-N1A	-5.30	120.40	128.68
2	27-A	201	FOL	C2-N1-C8A	5.29	121.40	115.36
2	47-A	201	FOL	C2-N1-C8A	5.29	121.40	115.36
2	67-A	201	FOL	C2-N1-C8A	5.29	121.40	115.36
3	55-A	202	NAP	N3A-C2A-N1A	-5.29	120.41	128.68
2	17-A	201	FOL	C2-N1-C8A	5.29	121.39	115.36
2	62-A	201	FOL	C2-N1-C8A	5.28	121.39	115.36
3	3-A	202	NAP	N3A-C2A-N1A	-5.28	120.43	128.68
2	19-A	201	FOL	N8-C8A-N1	5.28	121.84	115.82
3	44-A	202	NAP	N3A-C2A-N1A	-5.27	120.44	128.68
2	53-A	201	FOL	C8A-C4A-C4	-5.27	116.46	119.95
3	19-A	202	NAP	N3A-C2A-N1A	-5.27	120.44	128.68
3	69-A	202	NAP	N3A-C2A-N1A	-5.26	120.45	128.68
3	51-A	202	NAP	N3A-C2A-N1A	-5.26	120.46	128.68
2	18-A	201	FOL	C2-N1-C8A	5.26	121.36	115.36
2	11-A	201	FOL	N8-C8A-N1	5.26	121.82	115.82
2	8-A	201	FOL	C2-N1-C8A	5.26	121.36	115.36
2	35-A	201	FOL	C2-N1-C8A	5.25	121.36	115.36

Continued on next page...

Continued from previous page...

Mol	Chain	Res	Type	Atoms	Z	Observed(°)	Ideal(°)
2	57-A	201	FOL	N8-C8A-N1	5.25	121.82	115.82
3	24-A	202	NAP	N3A-C2A-N1A	-5.25	120.47	128.68
2	46-A	201	FOL	C2-N1-C8A	5.25	121.35	115.36
2	2-A	201	FOL	C2-N1-C8A	5.25	121.35	115.36
2	39-A	201	FOL	N8-C8A-N1	5.25	121.81	115.82
3	8-A	202	NAP	N3A-C2A-N1A	-5.25	120.48	128.68
3	23-A	202	NAP	N3A-C2A-N1A	-5.24	120.48	128.68
2	34-A	201	FOL	C2-N1-C8A	5.24	121.34	115.36
2	78-A	201	FOL	C2-N1-C8A	5.24	121.34	115.36
3	49-A	202	NAP	N3A-C2A-N1A	-5.23	120.50	128.68
3	4-A	202	NAP	N3A-C2A-N1A	-5.23	120.51	128.68
2	70-A	201	FOL	C2-N1-C8A	5.22	121.32	115.36
2	7-A	201	FOL	C2-N1-C8A	5.22	121.32	115.36
3	6-A	202	NAP	N3A-C2A-N1A	-5.21	120.53	128.68
3	37-A	202	NAP	N3A-C2A-N1A	-5.21	120.54	128.68
2	45-A	201	FOL	C2-N1-C8A	5.21	121.31	115.36
3	67-A	202	NAP	N3A-C2A-N1A	-5.21	120.54	128.68
3	31-A	202	NAP	N3A-C2A-N1A	-5.20	120.54	128.68
2	16-A	201	FOL	C2-N1-C8A	5.20	121.30	115.36
3	74-A	202	NAP	N3A-C2A-N1A	-5.20	120.55	128.68
2	14-A	201	FOL	C8A-C4A-C4	-5.20	116.51	119.95
2	11-A	201	FOL	C2-N1-C8A	5.19	121.29	115.36
3	9-A	202	NAP	N3A-C2A-N1A	-5.18	120.58	128.68
3	48-A	202	NAP	N3A-C2A-N1A	-5.18	120.58	128.68
3	60-A	202	NAP	N3A-C2A-N1A	-5.18	120.58	128.68
3	18-A	202	NAP	N3A-C2A-N1A	-5.18	120.58	128.68
3	10-A	202	NAP	N3A-C2A-N1A	-5.18	120.59	128.68
2	49-A	201	FOL	C2-N1-C8A	5.17	121.27	115.36
2	77-A	201	FOL	C8A-C4A-C4	-5.17	116.53	119.95
2	45-A	201	FOL	N8-C8A-N1	5.17	121.73	115.82
2	55-A	201	FOL	C2-N1-C8A	5.17	121.26	115.36
3	32-A	202	NAP	N3A-C2A-N1A	-5.17	120.59	128.68
3	61-A	202	NAP	N3A-C2A-N1A	-5.17	120.59	128.68
2	68-A	201	FOL	C4A-C4-N3	-5.17	116.36	123.43
3	7-A	202	NAP	N3A-C2A-N1A	-5.17	120.60	128.68
2	80-A	201	FOL	C2-N1-C8A	5.17	121.26	115.36
2	6-A	201	FOL	C2-N1-C8A	5.16	121.25	115.36
2	36-A	201	FOL	C2-N1-C8A	5.16	121.25	115.36
3	66-A	202	NAP	N3A-C2A-N1A	-5.16	120.61	128.68
3	42-A	202	NAP	N3A-C2A-N1A	-5.16	120.61	128.68
3	80-A	202	NAP	C1B-N9A-C4A	-5.16	117.58	126.64
3	40-A	202	NAP	N3A-C2A-N1A	-5.15	120.63	128.68

Continued on next page...

Continued from previous page...

Mol	Chain	Res	Type	Atoms	Z	Observed(°)	Ideal(°)
2	61-A	201	FOL	C2-N1-C8A	5.15	121.24	115.36
3	53-A	202	NAP	N3A-C2A-N1A	-5.15	120.63	128.68
2	58-A	201	FOL	C2-N1-C8A	5.14	121.23	115.36
3	41-A	202	NAP	N3A-C2A-N1A	-5.14	120.65	128.68
3	13-A	202	NAP	N3A-C2A-N1A	-5.14	120.65	128.68
2	37-A	201	FOL	C2-N1-C8A	5.13	121.22	115.36
2	21-A	201	FOL	C2-N1-C8A	5.13	121.22	115.36
2	65-A	201	FOL	C2-N1-C8A	5.13	121.22	115.36
3	11-A	202	NAP	N3A-C2A-N1A	-5.13	120.66	128.68
3	39-A	202	NAP	N3A-C2A-N1A	-5.13	120.66	128.68
2	72-A	201	FOL	C9-N10-C14	5.13	135.34	122.15
3	36-A	202	NAP	N3A-C2A-N1A	-5.13	120.66	128.68
3	14-A	202	NAP	N3A-C2A-N1A	-5.13	120.66	128.68
3	21-A	202	NAP	N3A-C2A-N1A	-5.12	120.67	128.68
3	77-A	202	NAP	N3A-C2A-N1A	-5.12	120.68	128.68
3	72-A	202	NAP	N3A-C2A-N1A	-5.12	120.68	128.68
3	17-A	202	NAP	N3A-C2A-N1A	-5.12	120.68	128.68
2	33-A	201	FOL	C2-N1-C8A	5.12	121.20	115.36
2	12-A	201	FOL	C2-N1-C8A	5.11	121.20	115.36
2	75-A	201	FOL	C2-N1-C8A	5.11	121.19	115.36
3	50-A	202	NAP	N3A-C2A-N1A	-5.10	120.70	128.68
2	79-A	201	FOL	C2-N1-C8A	5.10	121.18	115.36
2	56-A	201	FOL	C8A-C4A-C4	-5.10	116.58	119.95
2	32-A	201	FOL	C2-N1-C8A	5.09	121.17	115.36
2	79-A	201	FOL	N8-C8A-N1	5.09	121.63	115.82
3	27-A	202	NAP	N3A-C2A-N1A	-5.08	120.74	128.68
3	73-A	202	NAP	N3A-C2A-N1A	-5.08	120.74	128.68
2	74-A	201	FOL	CT-CA-N	5.08	122.58	110.55
3	26-A	202	NAP	N3A-C2A-N1A	-5.08	120.74	128.68
2	68-A	201	FOL	C2-N1-C8A	5.08	121.16	115.36
3	68-A	202	NAP	N3A-C2A-N1A	-5.08	120.74	128.68
3	12-A	202	NAP	N3A-C2A-N1A	-5.07	120.75	128.68
2	53-A	201	FOL	C2-N1-C8A	5.07	121.15	115.36
3	30-A	202	NAP	N3A-C2A-N1A	-5.07	120.75	128.68
2	42-A	201	FOL	C2-N1-C8A	5.06	121.14	115.36
2	50-A	201	FOL	N8-C8A-N1	5.06	121.60	115.82
2	29-A	201	FOL	N8-C8A-N1	5.06	121.59	115.82
3	29-A	202	NAP	N3A-C2A-N1A	-5.05	120.78	128.68
3	20-A	202	NAP	N3A-C2A-N1A	-5.05	120.78	128.68
2	80-A	201	FOL	N8-C8A-N1	5.05	121.58	115.82
2	50-A	201	FOL	C2-N1-C8A	5.05	121.12	115.36
2	26-A	201	FOL	C2-N1-C8A	5.05	121.12	115.36

Continued on next page...

Continued from previous page...

Mol	Chain	Res	Type	Atoms	Z	Observed(°)	Ideal(°)
2	63-A	201	FOL	N8-C8A-N1	5.04	121.58	115.82
2	10-A	201	FOL	C2-N1-C8A	5.04	121.11	115.36
2	26-A	201	FOL	C8A-C4A-C4	-5.03	116.62	119.95
2	43-A	201	FOL	C2-N1-C8A	5.03	121.10	115.36
2	1-A	201	FOL	C2-N1-C8A	5.03	121.10	115.36
2	41-A	201	FOL	C2-N1-C8A	5.02	121.09	115.36
2	25-A	201	FOL	C2-N1-C8A	5.02	121.09	115.36
2	78-A	201	FOL	CT-CA-N	5.02	122.43	110.55
2	57-A	201	FOL	C2-N1-C8A	5.02	121.09	115.36
2	76-A	201	FOL	C2-N1-C8A	5.02	121.09	115.36
3	25-A	202	NAP	N3A-C2A-N1A	-5.01	120.85	128.68
3	57-A	202	NAP	N3A-C2A-N1A	-5.01	120.85	128.68
3	46-A	202	NAP	N3A-C2A-N1A	-5.00	120.86	128.68
3	58-A	202	NAP	N3A-C2A-N1A	-5.00	120.86	128.68
2	52-A	201	FOL	C8A-C4A-C4	-5.00	116.64	119.95
2	24-A	201	FOL	C2-N1-C8A	5.00	121.06	115.36
2	15-A	201	FOL	C8A-C4A-C4	-4.99	116.64	119.95
2	56-A	201	FOL	C2-N1-C8A	4.99	121.06	115.36
3	45-A	202	NAP	N3A-C2A-N1A	-4.99	120.88	128.68
2	5-A	201	FOL	C8A-C4A-C4	-4.99	116.65	119.95
3	62-A	202	NAP	N3A-C2A-N1A	-4.98	120.89	128.68
2	22-A	201	FOL	C8A-C4A-C4	-4.98	116.66	119.95
3	65-A	202	NAP	N3A-C2A-N1A	-4.97	120.90	128.68
2	47-A	201	FOL	C8A-C4A-C4	-4.97	116.66	119.95
2	38-A	201	FOL	C4A-C4-N3	-4.96	116.64	123.43
2	39-A	201	FOL	C2-N1-C8A	4.96	121.02	115.36
2	69-A	201	FOL	C4A-C4-N3	-4.96	116.65	123.43
3	78-A	202	NAP	N3A-C2A-N1A	-4.96	120.93	128.68
2	20-A	201	FOL	C2-N1-C8A	4.94	121.00	115.36
2	66-A	201	FOL	C9-N10-C14	4.94	134.85	122.15
2	19-A	201	FOL	C8A-C4A-C4	-4.94	116.68	119.95
2	79-A	201	FOL	C8A-C4A-C4	-4.93	116.69	119.95
2	30-A	201	FOL	C2-N1-C8A	4.93	120.98	115.36
2	28-A	201	FOL	C2-N1-C8A	4.92	120.97	115.36
2	22-A	201	FOL	C2-N1-C8A	4.92	120.97	115.36
3	75-A	202	NAP	N3A-C2A-N1A	-4.91	121.00	128.68
2	53-A	201	FOL	C2-N3-C4	4.91	123.73	115.93
3	5-A	202	NAP	N3A-C2A-N1A	-4.90	121.02	128.68
2	43-A	201	FOL	C8A-C4A-C4	-4.90	116.71	119.95
2	40-A	201	FOL	C11-C-N	4.88	126.43	117.06
2	63-A	201	FOL	CA-N-C	4.88	133.55	121.60
3	38-A	202	NAP	N3A-C2A-N1A	-4.88	121.05	128.68

Continued on next page...

Continued from previous page...

Mol	Chain	Res	Type	Atoms	Z	Observed(°)	Ideal(°)
3	63-A	202	NAP	N3A-C2A-N1A	-4.88	121.05	128.68
2	54-A	201	FOL	C8A-C4A-C4	-4.87	116.72	119.95
2	60-A	201	FOL	C4A-C4-N3	-4.87	116.78	123.43
2	41-A	201	FOL	C8A-C4A-C4	-4.87	116.73	119.95
3	8-A	202	NAP	C1B-N9A-C4A	-4.86	118.10	126.64
3	16-A	202	NAP	N3A-C2A-N1A	-4.86	121.08	128.68
2	59-A	201	FOL	C2-N1-C8A	4.86	120.90	115.36
3	59-A	202	NAP	N3A-C2A-N1A	-4.86	121.09	128.68
2	26-A	201	FOL	N8-C8A-N1	4.85	121.36	115.82
2	44-A	201	FOL	C2-N1-C8A	4.85	120.89	115.36
2	46-A	201	FOL	C8A-C4A-C4	-4.84	116.75	119.95
2	61-A	201	FOL	C8A-C4A-C4	-4.83	116.76	119.95
2	39-A	201	FOL	C4A-C4-N3	-4.82	116.83	123.43
2	29-A	201	FOL	C2-N1-C8A	4.82	120.86	115.36
2	35-A	201	FOL	C8A-C4A-C4	-4.82	116.76	119.95
2	24-A	201	FOL	C4A-C4-N3	-4.81	116.85	123.43
2	11-A	201	FOL	C8A-C4A-C4	-4.80	116.77	119.95
3	28-A	202	NAP	C1B-N9A-C4A	-4.79	118.22	126.64
2	42-A	201	FOL	C8A-C4A-C4	-4.78	116.79	119.95
3	76-A	202	NAP	N3A-C2A-N1A	-4.77	121.22	128.68
2	38-A	201	FOL	C2-N1-C8A	4.77	120.81	115.36
2	19-A	201	FOL	C2-N1-C8A	4.77	120.80	115.36
2	74-A	201	FOL	C8A-C4A-C4	-4.75	116.81	119.95
2	3-A	201	FOL	C8A-C4A-C4	-4.74	116.81	119.95
2	77-A	201	FOL	CB-CG-CD	-4.74	99.93	112.51
3	64-A	202	NAP	C1B-N9A-C4A	-4.73	118.33	126.64
2	60-A	201	FOL	C2-N1-C8A	4.73	120.76	115.36
2	64-A	201	FOL	C7-C6-N5	-4.72	117.76	120.85
2	6-A	201	FOL	C8A-C4A-C4	-4.70	116.84	119.95
2	76-A	201	FOL	C4A-C4-N3	-4.70	117.00	123.43
3	52-A	202	NAP	C1B-N9A-C4A	-4.70	118.38	126.64
3	40-A	202	NAP	N6A-C6A-N1A	-4.70	108.81	118.57
2	2-A	201	FOL	C8A-C4A-C4	-4.70	116.84	119.95
2	29-A	201	FOL	C4A-C4-N3	-4.69	117.02	123.43
3	2-A	202	NAP	C1B-N9A-C4A	-4.68	118.42	126.64
2	38-A	201	FOL	N8-C8A-N1	4.68	121.16	115.82
2	16-A	201	FOL	C8A-C4A-C4	-4.68	116.85	119.95
2	65-A	201	FOL	C8A-C4A-C4	-4.68	116.85	119.95
3	71-A	202	NAP	C1B-N9A-C4A	-4.67	118.43	126.64
2	75-A	201	FOL	C8A-C4A-C4	-4.67	116.86	119.95
2	58-A	201	FOL	C4A-C4-N3	-4.66	117.05	123.43
2	50-A	201	FOL	C8A-C4A-C4	-4.66	116.87	119.95

Continued on next page...

Continued from previous page...

Mol	Chain	Res	Type	Atoms	Z	Observed(°)	Ideal(°)
3	74-A	202	NAP	N6A-C6A-N1A	-4.66	108.91	118.57
3	1-A	202	NAP	C1B-N9A-C4A	-4.66	118.46	126.64
2	59-A	201	FOL	C4A-C4-N3	-4.65	117.06	123.43
2	33-A	201	FOL	C8A-C4A-C4	-4.65	116.88	119.95
2	44-A	201	FOL	C4A-C4-N3	-4.65	117.08	123.43
3	23-A	202	NAP	N6A-C6A-N1A	-4.65	108.93	118.57
3	28-A	202	NAP	N6A-C6A-N1A	-4.64	108.94	118.57
2	65-A	201	FOL	C4A-C4-N3	-4.64	117.08	123.43
3	60-A	202	NAP	N6A-C6A-N1A	-4.64	108.94	118.57
2	29-A	201	FOL	C8A-C4A-C4	-4.63	116.89	119.95
2	53-A	201	FOL	C4A-C4-N3	-4.63	117.10	123.43
2	12-A	201	FOL	C8A-C4A-C4	-4.63	116.89	119.95
2	19-A	201	FOL	C4A-C4-N3	-4.62	117.11	123.43
3	19-A	202	NAP	C1B-N9A-C4A	-4.62	118.53	126.64
3	18-A	202	NAP	C1B-N9A-C4A	-4.62	118.53	126.64
2	12-A	201	FOL	C4A-C4-N3	-4.62	117.12	123.43
2	19-A	201	FOL	C2-N3-C4	4.62	123.26	115.93
3	13-A	202	NAP	N6A-C6A-N1A	-4.61	109.01	118.57
2	20-A	201	FOL	C4A-C4-N3	-4.60	117.14	123.43
3	34-A	202	NAP	N6A-C6A-N1A	-4.60	109.03	118.57
2	22-A	201	FOL	C2-N3-C4	4.59	123.22	115.93
2	76-A	201	FOL	C8A-C4A-C4	-4.59	116.91	119.95
2	60-A	201	FOL	C2-N3-C4	4.59	123.22	115.93
2	50-A	201	FOL	C4A-C4-N3	-4.58	117.16	123.43
2	65-A	201	FOL	C2-N3-C4	4.58	123.21	115.93
2	55-A	201	FOL	C2-N3-C4	4.58	123.20	115.93
2	42-A	201	FOL	C4A-C4-N3	-4.57	117.17	123.43
3	75-A	202	NAP	N6A-C6A-N1A	-4.56	109.10	118.57
2	78-A	201	FOL	C8A-C4A-C4	-4.56	116.93	119.95
2	56-A	201	FOL	C4A-C4-N3	-4.56	117.20	123.43
2	66-A	201	FOL	N8-C8A-N1	4.56	121.02	115.82
3	78-A	202	NAP	N6A-C6A-N1A	-4.55	109.12	118.57
2	4-A	201	FOL	C8A-C4A-C4	-4.55	116.94	119.95
3	42-A	202	NAP	N6A-C6A-N1A	-4.55	109.13	118.57
3	11-A	202	NAP	N6A-C6A-N1A	-4.55	109.13	118.57
2	49-A	201	FOL	C4A-C4-N3	-4.55	117.21	123.43
3	4-A	202	NAP	C1B-N9A-C4A	-4.53	118.68	126.64
2	20-A	201	FOL	C2-N3-C4	4.53	123.13	115.93
2	18-A	201	FOL	C4A-C4-N3	-4.53	117.24	123.43
2	76-A	201	FOL	C2-N3-C4	4.53	123.12	115.93
2	42-A	201	FOL	C2-N3-C4	4.53	123.12	115.93
3	12-A	202	NAP	N6A-C6A-N1A	-4.52	109.18	118.57

Continued on next page...

Continued from previous page...

Mol	Chain	Res	Type	Atoms	Z	Observed(°)	Ideal(°)
2	5-A	201	FOL	C4A-C4-N3	-4.52	117.25	123.43
2	56-A	201	FOL	C2-N3-C4	4.52	123.11	115.93
2	11-A	201	FOL	C4A-C4-N3	-4.51	117.26	123.43
2	70-A	201	FOL	C4A-C4-N3	-4.51	117.26	123.43
2	25-A	201	FOL	C8A-C4A-C4	-4.51	116.97	119.95
3	7-A	202	NAP	N6A-C6A-N1A	-4.51	109.22	118.57
3	54-A	202	NAP	N6A-C6A-N1A	-4.51	109.22	118.57
2	30-A	201	FOL	C4A-C4-N3	-4.50	117.27	123.43
2	69-A	201	FOL	C6-C9-N10	4.50	123.03	113.07
3	80-A	202	NAP	N6A-C6A-N1A	-4.50	109.23	118.57
2	26-A	201	FOL	C4A-C4-N3	-4.50	117.27	123.43
2	75-A	201	FOL	C4A-C4-N3	-4.50	117.27	123.43
2	43-A	201	FOL	CG-CB-CA	-4.50	104.74	113.16
2	22-A	201	FOL	C4A-C4-N3	-4.50	117.27	123.43
3	60-A	202	NAP	C1B-N9A-C4A	-4.50	118.73	126.64
2	71-A	201	FOL	C4A-C4-N3	-4.50	117.28	123.43
2	8-A	201	FOL	C4A-C4-N3	-4.50	117.28	123.43
3	66-A	202	NAP	N6A-C6A-N1A	-4.50	109.24	118.57
2	66-A	201	FOL	C2-N3-C4	4.49	123.07	115.93
2	21-A	201	FOL	C4A-C4-N3	-4.49	117.29	123.43
2	65-A	201	FOL	CG-CB-CA	4.49	121.55	113.16
2	25-A	201	FOL	C4A-C4-N3	-4.49	117.29	123.43
2	44-A	201	FOL	C2-N3-C4	4.49	123.06	115.93
2	66-A	201	FOL	C4A-C4-N3	-4.48	117.30	123.43
3	72-A	202	NAP	N6A-C6A-N1A	-4.47	109.29	118.57
2	64-A	201	FOL	C9-N10-C14	4.47	133.64	122.15
3	39-A	202	NAP	N6A-C6A-N1A	-4.47	109.30	118.57
3	48-A	202	NAP	C1B-N9A-C4A	-4.47	118.79	126.64
3	63-A	202	NAP	N6A-C6A-N1A	-4.46	109.31	118.57
2	1-A	201	FOL	C4A-C4-N3	-4.46	117.33	123.43
2	7-A	201	FOL	C4A-C4-N3	-4.46	117.33	123.43
2	4-A	201	FOL	C4A-C4-N3	-4.46	117.34	123.43
2	18-A	201	FOL	C8A-C4A-C4	-4.46	117.00	119.95
2	34-A	201	FOL	C8A-C4A-C4	-4.45	117.00	119.95
2	29-A	201	FOL	C2-N3-C4	4.45	123.00	115.93
2	70-A	201	FOL	C2-N3-C4	4.45	123.00	115.93
2	61-A	201	FOL	C2-N3-C4	4.45	123.00	115.93
2	38-A	201	FOL	C2-N3-C4	4.45	123.00	115.93
2	52-A	201	FOL	C2-N3-C4	4.45	123.00	115.93
2	13-A	201	FOL	C4A-C4-N3	-4.45	117.35	123.43
2	1-A	201	FOL	C8A-C4A-C4	-4.45	117.01	119.95
2	20-A	201	FOL	C8A-C4A-C4	-4.45	117.01	119.95

Continued on next page...

Continued from previous page...

Mol	Chain	Res	Type	Atoms	Z	Observed(°)	Ideal(°)
3	71-A	202	NAP	N6A-C6A-N1A	-4.44	109.35	118.57
3	10-A	202	NAP	N6A-C6A-N1A	-4.44	109.35	118.57
2	61-A	201	FOL	C4A-C4-N3	-4.43	117.37	123.43
2	28-A	201	FOL	C8A-C4A-C4	-4.43	117.02	119.95
3	57-A	202	NAP	N6A-C6A-N1A	-4.43	109.38	118.57
2	62-A	201	FOL	C4A-C4-N3	-4.43	117.38	123.43
2	27-A	201	FOL	C8A-C4A-C4	-4.43	117.02	119.95
2	12-A	201	FOL	C2-N3-C4	4.42	122.95	115.93
2	54-A	201	FOL	C2-N3-C4	4.42	122.95	115.93
2	17-A	201	FOL	C4A-C4-N3	-4.42	117.39	123.43
2	69-A	201	FOL	C13-C12-C11	-4.42	115.64	120.78
2	55-A	201	FOL	C4A-C4-N3	-4.42	117.39	123.43
2	48-A	201	FOL	C4A-C4-N3	-4.42	117.39	123.43
3	17-A	202	NAP	N6A-C6A-N1A	-4.41	109.41	118.57
3	37-A	202	NAP	N6A-C6A-N1A	-4.41	109.42	118.57
3	69-A	202	NAP	N6A-C6A-N1A	-4.41	109.42	118.57
2	62-A	201	FOL	C8A-C4A-C4	-4.41	117.03	119.95
2	24-A	201	FOL	C2-N3-C4	4.41	122.93	115.93
3	16-A	202	NAP	N6A-C6A-N1A	-4.41	109.43	118.57
2	71-A	201	FOL	CG-CB-CA	4.41	121.39	113.16
3	9-A	202	NAP	N6A-C6A-N1A	-4.40	109.43	118.57
2	6-A	201	FOL	C4A-C4-N3	-4.40	117.41	123.43
2	80-A	201	FOL	C2-N3-C4	4.40	122.92	115.93
3	15-A	202	NAP	N6A-C6A-N1A	-4.40	109.44	118.57
3	10-A	202	NAP	C1B-N9A-C4A	-4.40	118.92	126.64
3	7-A	202	NAP	C1B-N9A-C4A	-4.39	118.92	126.64
3	9-A	202	NAP	C1B-N9A-C4A	-4.39	118.93	126.64
3	55-A	202	NAP	N6A-C6A-N1A	-4.38	109.47	118.57
2	15-A	201	FOL	C4A-C4-N3	-4.38	117.44	123.43
3	53-A	202	NAP	N6A-C6A-N1A	-4.38	109.48	118.57
2	44-A	201	FOL	C8A-C4A-C4	-4.38	117.05	119.95
3	5-A	202	NAP	N6A-C6A-N1A	-4.38	109.48	118.57
2	28-A	201	FOL	C4A-C4-N3	-4.38	117.44	123.43
2	30-A	201	FOL	C2-N3-C4	4.38	122.89	115.93
2	13-A	201	FOL	C8A-C4A-C4	-4.38	117.05	119.95
2	75-A	201	FOL	C2-N3-C4	4.38	122.88	115.93
3	5-A	202	NAP	C1B-N9A-C4A	-4.37	118.95	126.64
2	52-A	201	FOL	C4A-C4-N3	-4.37	117.45	123.43
2	78-A	201	FOL	C4A-C4-N3	-4.37	117.45	123.43
2	50-A	201	FOL	C2-N3-C4	4.37	122.88	115.93
3	66-A	202	NAP	C1B-N9A-C4A	-4.37	118.96	126.64
2	51-A	201	FOL	C4A-C4-N3	-4.37	117.45	123.43

Continued on next page...

Continued from previous page...

Mol	Chain	Res	Type	Atoms	Z	Observed(°)	Ideal(°)
2	18-A	201	FOL	C2-N3-C4	4.37	122.87	115.93
3	30-A	202	NAP	N6A-C6A-N1A	-4.37	109.51	118.57
2	1-A	201	FOL	C2-N3-C4	4.36	122.86	115.93
2	46-A	201	FOL	C2-N3-C4	4.36	122.86	115.93
3	38-A	202	NAP	N6A-C6A-N1A	-4.36	109.52	118.57
3	76-A	202	NAP	N6A-C6A-N1A	-4.36	109.53	118.57
3	44-A	202	NAP	C1B-N9A-C4A	-4.36	118.98	126.64
2	59-A	201	FOL	C2-N3-C4	4.36	122.85	115.93
2	79-A	201	FOL	C4A-C4-N3	-4.36	117.47	123.43
2	5-A	201	FOL	C2-N3-C4	4.35	122.85	115.93
2	74-A	201	FOL	C2-N3-C4	4.35	122.85	115.93
3	16-A	202	NAP	C1B-N9A-C4A	-4.35	118.99	126.64
2	74-A	201	FOL	C4A-C4-N3	-4.35	117.48	123.43
3	35-A	202	NAP	N6A-C6A-N1A	-4.34	109.56	118.57
2	10-A	201	FOL	C8A-C4A-C4	-4.34	117.08	119.95
2	69-A	201	FOL	C2-N3-C4	4.34	122.82	115.93
2	57-A	201	FOL	C4A-C4-N3	-4.34	117.50	123.43
2	7-A	201	FOL	C8A-C4A-C4	-4.33	117.08	119.95
2	2-A	201	FOL	C4A-C4-N3	-4.33	117.50	123.43
3	70-A	202	NAP	C1B-N9A-C4A	-4.33	119.03	126.64
3	22-A	202	NAP	N6A-C6A-N1A	-4.33	109.59	118.57
2	30-A	201	FOL	C8A-C4A-C4	-4.33	117.09	119.95
3	56-A	202	NAP	C1B-N9A-C4A	-4.33	119.04	126.64
2	21-A	201	FOL	C2-N3-C4	4.33	122.80	115.93
2	39-A	201	FOL	C2-N3-C4	4.33	122.80	115.93
2	57-A	201	FOL	C2-N3-C4	4.33	122.80	115.93
3	1-A	202	NAP	N6A-C6A-N1A	-4.32	109.61	118.57
3	29-A	202	NAP	N6A-C6A-N1A	-4.31	109.62	118.57
3	49-A	202	NAP	C1B-N9A-C4A	-4.31	119.06	126.64
2	3-A	201	FOL	C4A-C4-N3	-4.31	117.53	123.43
3	36-A	202	NAP	N6A-C6A-N1A	-4.31	109.63	118.57
3	59-A	202	NAP	N6A-C6A-N1A	-4.31	109.63	118.57
3	73-A	202	NAP	N6A-C6A-N1A	-4.31	109.64	118.57
2	32-A	201	FOL	C4A-C4-N3	-4.30	117.55	123.43
3	45-A	202	NAP	N6A-C6A-N1A	-4.29	109.67	118.57
2	7-A	201	FOL	C2-N3-C4	4.29	122.74	115.93
2	6-A	201	FOL	C2-N3-C4	4.28	122.74	115.93
2	59-A	201	FOL	C8A-C4A-C4	-4.28	117.12	119.95
3	3-A	202	NAP	C1B-N9A-C4A	-4.28	119.12	126.64
2	70-A	201	FOL	N8-C8A-N1	4.27	120.70	115.82
3	18-A	202	NAP	N6A-C6A-N1A	-4.27	109.70	118.57
2	25-A	201	FOL	CG-CB-CA	4.27	121.15	113.16

Continued on next page...

Continued from previous page...

Mol	Chain	Res	Type	Atoms	Z	Observed(°)	Ideal(°)
2	45-A	201	FOL	C2-N3-C4	4.27	122.72	115.93
2	46-A	201	FOL	C4A-C4-N3	-4.27	117.59	123.43
2	62-A	201	FOL	C2-N3-C4	4.27	122.71	115.93
2	48-A	201	FOL	C8A-C4A-C4	-4.27	117.12	119.95
2	54-A	201	FOL	C4A-C4-N3	-4.27	117.59	123.43
3	62-A	202	NAP	N6A-C6A-N1A	-4.27	109.72	118.57
2	26-A	201	FOL	C2-N3-C4	4.26	122.70	115.93
2	67-A	201	FOL	C4A-C4-N3	-4.26	117.60	123.43
3	50-A	202	NAP	N6A-C6A-N1A	-4.26	109.73	118.57
2	72-A	201	FOL	C8A-C4A-C4	-4.26	117.13	119.95
3	49-A	202	NAP	N6A-C6A-N1A	-4.25	109.74	118.57
3	47-A	202	NAP	C1B-N9A-C4A	-4.25	119.17	126.64
3	4-A	202	NAP	N6A-C6A-N1A	-4.25	109.75	118.57
3	6-A	202	NAP	C1B-N9A-C4A	-4.25	119.17	126.64
2	25-A	201	FOL	C2-N3-C4	4.25	122.68	115.93
3	44-A	202	NAP	N6A-C6A-N1A	-4.25	109.76	118.57
3	25-A	202	NAP	N6A-C6A-N1A	-4.24	109.77	118.57
2	10-A	201	FOL	C4A-C4-N3	-4.24	117.63	123.43
3	15-A	202	NAP	C1B-N9A-C4A	-4.24	119.19	126.64
3	65-A	202	NAP	N6A-C6A-N1A	-4.24	109.77	118.57
2	33-A	201	FOL	C4A-C4-N3	-4.24	117.63	123.43
2	34-A	201	FOL	C4A-C4-N3	-4.24	117.64	123.43
2	64-A	201	FOL	C9-C6-C7	4.24	128.92	121.55
2	58-A	201	FOL	C2-N3-C4	4.24	122.66	115.93
3	25-A	202	NAP	C1B-N9A-C4A	-4.23	119.21	126.64
2	79-A	201	FOL	C2-N3-C4	4.23	122.65	115.93
3	70-A	202	NAP	N6A-C6A-N1A	-4.22	109.81	118.57
3	79-A	202	NAP	C1B-N9A-C4A	-4.22	119.23	126.64
3	21-A	202	NAP	N6A-C6A-N1A	-4.22	109.81	118.57
2	53-A	201	FOL	N1-C2-N3	-4.22	121.59	127.22
2	11-A	201	FOL	C2-N3-C4	4.22	122.63	115.93
2	41-A	201	FOL	C2-N3-C4	4.22	122.63	115.93
2	8-A	201	FOL	C8A-C4A-C4	-4.21	117.16	119.95
3	47-A	202	NAP	N6A-C6A-N1A	-4.21	109.83	118.57
2	45-A	201	FOL	C4A-C4-N3	-4.21	117.67	123.43
2	63-A	201	FOL	C11-C-N	-4.21	109.00	117.06
2	48-A	201	FOL	C2-N3-C4	4.21	122.61	115.93
2	60-A	201	FOL	C8A-C4A-C4	-4.20	117.17	119.95
2	47-A	201	FOL	C4A-C4-N3	-4.20	117.68	123.43
2	21-A	201	FOL	C8A-C4A-C4	-4.20	117.17	119.95
2	8-A	201	FOL	C2-N3-C4	4.20	122.61	115.93
2	15-A	201	FOL	C2-N3-C4	4.20	122.61	115.93

Continued on next page...

Continued from previous page...

Mol	Chain	Res	Type	Atoms	Z	Observed(°)	Ideal(°)
3	57-A	202	NAP	C1B-N9A-C4A	-4.20	119.27	126.64
2	2-A	201	FOL	C2-N3-C4	4.19	122.59	115.93
3	19-A	202	NAP	N6A-C6A-N1A	-4.19	109.87	118.57
3	20-A	202	NAP	N6A-C6A-N1A	-4.19	109.87	118.57
2	16-A	201	FOL	C4A-C4-N3	-4.19	117.70	123.43
2	41-A	201	FOL	C4A-C4-N3	-4.19	117.70	123.43
3	2-A	202	NAP	N6A-C6A-N1A	-4.19	109.88	118.57
2	80-A	201	FOL	C4A-C4-N3	-4.18	117.71	123.43
3	61-A	202	NAP	N6A-C6A-N1A	-4.18	109.89	118.57
2	47-A	201	FOL	C2-N3-C4	4.18	122.57	115.93
2	49-A	201	FOL	C2-N3-C4	4.18	122.57	115.93
2	63-A	201	FOL	C2-N3-C4	4.17	122.56	115.93
2	43-A	201	FOL	C4A-C4-N3	-4.17	117.73	123.43
3	46-A	202	NAP	N6A-C6A-N1A	-4.17	109.93	118.57
3	14-A	202	NAP	N6A-C6A-N1A	-4.17	109.93	118.57
2	38-A	201	FOL	C8A-C4A-C4	-4.16	117.19	119.95
3	64-A	202	NAP	N6A-C6A-N1A	-4.16	109.93	118.57
2	51-A	201	FOL	C2-N3-C4	4.16	122.53	115.93
2	17-A	201	FOL	C8A-C4A-C4	-4.15	117.20	119.95
3	42-A	202	NAP	C1B-N9A-C4A	-4.15	119.35	126.64
2	14-A	201	FOL	C2-N3-C4	4.15	122.52	115.93
2	78-A	201	FOL	C2-N3-C4	4.15	122.52	115.93
2	36-A	201	FOL	C8A-C4A-C4	-4.15	117.21	119.95
3	41-A	202	NAP	C1B-N9A-C4A	-4.15	119.36	126.64
2	14-A	201	FOL	C4A-C4-N3	-4.14	117.77	123.43
2	63-A	201	FOL	C4A-C4-N3	-4.14	117.77	123.43
2	69-A	201	FOL	C2-N1-C8A	4.14	120.08	115.36
2	37-A	201	FOL	C2-N3-C4	4.13	122.50	115.93
3	13-A	202	NAP	C1B-N9A-C4A	-4.13	119.39	126.64
3	69-A	202	NAP	C1B-N9A-C4A	-4.13	119.39	126.64
2	40-A	201	FOL	C8A-C4A-C4	-4.12	117.22	119.95
2	3-A	201	FOL	C2-N3-C4	4.12	122.47	115.93
2	4-A	201	FOL	C2-N3-C4	4.12	122.47	115.93
3	48-A	202	NAP	N6A-C6A-N1A	-4.11	110.05	118.57
2	51-A	201	FOL	C8A-C4A-C4	-4.10	117.23	119.95
3	67-A	202	NAP	N6A-C6A-N1A	-4.10	110.07	118.57
2	32-A	201	FOL	C8A-C4A-C4	-4.10	117.24	119.95
2	16-A	201	FOL	C2-N3-C4	4.10	122.44	115.93
2	27-A	201	FOL	C4A-C4-N3	-4.10	117.83	123.43
2	34-A	201	FOL	C2-N3-C4	4.09	122.43	115.93
3	43-A	202	NAP	C1B-N9A-C4A	-4.09	119.45	126.64
2	17-A	201	FOL	C2-N3-C4	4.09	122.43	115.93

Continued on next page...

Continued from previous page...

Mol	Chain	Res	Type	Atoms	Z	Observed(°)	Ideal(°)
3	67-A	202	NAP	C1B-N9A-C4A	-4.09	119.46	126.64
3	6-A	202	NAP	N6A-C6A-N1A	-4.08	110.10	118.57
2	28-A	201	FOL	C2-N3-C4	4.08	122.42	115.93
2	72-A	201	FOL	CB-CA-N	4.08	119.12	110.88
2	77-A	201	FOL	C4A-C4-N3	-4.08	117.85	123.43
3	58-A	202	NAP	N6A-C6A-N1A	-4.08	110.11	118.57
3	41-A	202	NAP	N6A-C6A-N1A	-4.08	110.11	118.57
3	26-A	202	NAP	N6A-C6A-N1A	-4.07	110.12	118.57
3	17-A	202	NAP	C1B-N9A-C4A	-4.07	119.48	126.64
3	22-A	202	NAP	C1B-N9A-C4A	-4.07	119.49	126.64
2	39-A	201	FOL	C11-C-N	4.07	124.86	117.06
2	71-A	201	FOL	C9-N10-C14	4.07	132.60	122.15
3	68-A	202	NAP	C1B-N9A-C4A	-4.07	119.50	126.64
2	49-A	201	FOL	C8A-C4A-C4	-4.07	117.26	119.95
2	13-A	201	FOL	C2-N3-C4	4.05	122.37	115.93
2	40-A	201	FOL	CB-CA-N	4.05	119.06	110.88
3	32-A	202	NAP	N6A-C6A-N1A	-4.05	110.17	118.57
3	23-A	202	NAP	C1B-N9A-C4A	-4.05	119.53	126.64
3	24-A	202	NAP	N6A-C6A-N1A	-4.05	110.17	118.57
3	53-A	202	NAP	C1B-N9A-C4A	-4.04	119.54	126.64
2	40-A	201	FOL	C4A-C4-N3	-4.04	117.91	123.43
2	43-A	201	FOL	C2-N3-C4	4.04	122.34	115.93
3	79-A	202	NAP	N6A-C6A-N1A	-4.04	110.20	118.57
2	33-A	201	FOL	C2-N3-C4	4.03	122.34	115.93
3	52-A	202	NAP	N6A-C6A-N1A	-4.03	110.20	118.57
3	34-A	202	NAP	C1B-N9A-C4A	-4.03	119.57	126.64
3	31-A	202	NAP	N6A-C6A-N1A	-4.02	110.22	118.57
2	8-A	201	FOL	CG-CB-CA	-4.02	105.64	113.16
3	77-A	202	NAP	C1B-N9A-C4A	-4.02	119.58	126.64
3	33-A	202	NAP	N6A-C6A-N1A	-4.02	110.23	118.57
2	36-A	201	FOL	C4A-C4-N3	-4.02	117.94	123.43
2	54-A	201	FOL	N1-C2-N3	-4.01	121.87	127.22
3	56-A	202	NAP	N6A-C6A-N1A	-4.01	110.25	118.57
3	12-A	202	NAP	C1B-N9A-C4A	-4.01	119.60	126.64
3	43-A	202	NAP	N6A-C6A-N1A	-4.00	110.27	118.57
3	51-A	202	NAP	N6A-C6A-N1A	-4.00	110.28	118.57
2	66-A	201	FOL	C4-C4A-N5	4.00	123.17	118.60
2	77-A	201	FOL	C2-N3-C4	3.99	122.26	115.93
2	39-A	201	FOL	C8A-C4A-C4	-3.99	117.31	119.95
2	55-A	201	FOL	N1-C2-N3	-3.98	121.91	127.22
2	37-A	201	FOL	C4A-C4-N3	-3.98	117.98	123.43
2	52-A	201	FOL	N1-C2-N3	-3.96	121.94	127.22

Continued on next page...

Continued from previous page...

Mol	Chain	Res	Type	Atoms	Z	Observed(°)	Ideal(°)
2	71-A	201	FOL	C2-N3-C4	3.95	122.21	115.93
3	40-A	202	NAP	C1B-N9A-C4A	-3.94	119.71	126.64
3	77-A	202	NAP	N6A-C6A-N1A	-3.93	110.41	118.57
3	26-A	202	NAP	C1B-N9A-C4A	-3.93	119.73	126.64
2	66-A	201	FOL	N1-C2-N3	-3.93	121.98	127.22
3	3-A	202	NAP	N6A-C6A-N1A	-3.92	110.43	118.57
3	35-A	202	NAP	C1B-N9A-C4A	-3.92	119.75	126.64
2	65-A	201	FOL	N1-C2-N3	-3.92	122.00	127.22
2	48-A	201	FOL	C11-C-N	3.91	124.56	117.06
3	50-A	202	NAP	C1B-N9A-C4A	-3.91	119.77	126.64
2	32-A	201	FOL	C2-N3-C4	3.91	122.14	115.93
2	73-A	201	FOL	CA-N-C	3.91	131.16	121.60
2	74-A	201	FOL	N1-C2-N3	-3.91	122.01	127.22
3	20-A	202	NAP	C1B-N9A-C4A	-3.89	119.80	126.64
3	33-A	202	NAP	C1B-N9A-C4A	-3.89	119.80	126.64
3	68-A	202	NAP	N6A-C6A-N1A	-3.89	110.50	118.57
2	18-A	201	FOL	N1-C2-N3	-3.87	122.06	127.22
2	46-A	201	FOL	N1-C2-N3	-3.87	122.06	127.22
2	58-A	201	FOL	C8A-C4A-C4	-3.87	117.39	119.95
2	14-A	201	FOL	N1-C2-N3	-3.86	122.07	127.22
2	10-A	201	FOL	C2-N3-C4	3.85	122.05	115.93
2	68-A	201	FOL	C2-N3-C4	3.85	122.05	115.93
2	61-A	201	FOL	N1-C2-N3	-3.85	122.08	127.22
2	67-A	201	FOL	C16-C15-C14	3.85	124.75	120.30
3	55-A	202	NAP	C1B-N9A-C4A	-3.85	119.87	126.64
3	61-A	202	NAP	C1B-N9A-C4A	-3.85	119.88	126.64
2	19-A	201	FOL	N1-C2-N3	-3.85	122.09	127.22
2	69-A	201	FOL	C4-C4A-N5	3.85	122.99	118.60
2	9-A	201	FOL	C2-N3-C4	3.84	122.04	115.93
2	69-A	201	FOL	C16-C15-C14	-3.84	115.86	120.30
2	63-A	201	FOL	N1-C2-N3	-3.84	122.10	127.22
3	8-A	202	NAP	N6A-C6A-N1A	-3.84	110.60	118.57
2	23-A	201	FOL	N1-C2-N3	-3.84	122.10	127.22
3	51-A	202	NAP	C1B-N9A-C4A	-3.83	119.91	126.64
2	62-A	201	FOL	N1-C2-N3	-3.83	122.12	127.22
2	80-A	201	FOL	N1-C2-N3	-3.82	122.12	127.22
2	35-A	201	FOL	C4A-C4-N3	-3.82	118.20	123.43
3	27-A	202	NAP	N6A-C6A-N1A	-3.82	110.64	118.57
2	70-A	201	FOL	N1-C2-N3	-3.82	122.13	127.22
2	25-A	201	FOL	CB-CA-N	3.81	118.57	110.88
2	76-A	201	FOL	N1-C2-N3	-3.81	122.15	127.22
2	47-A	201	FOL	N1-C2-N3	-3.80	122.15	127.22

Continued on next page...

Continued from previous page...

Mol	Chain	Res	Type	Atoms	Z	Observed(°)	Ideal(°)
3	11-A	202	NAP	C1B-N9A-C4A	-3.80	119.96	126.64
2	73-A	201	FOL	C4A-C4-N3	-3.80	118.23	123.43
2	70-A	201	FOL	C9-C6-C7	-3.80	114.94	121.55
2	56-A	201	FOL	N1-C2-N3	-3.78	122.18	127.22
2	22-A	201	FOL	N1-C2-N3	-3.78	122.18	127.22
2	35-A	201	FOL	C2-N3-C4	3.78	121.93	115.93
2	57-A	201	FOL	N1-C2-N3	-3.78	122.18	127.22
2	20-A	201	FOL	N1-C2-N3	-3.78	122.19	127.22
3	21-A	202	NAP	C1B-N9A-C4A	-3.77	120.01	126.64
2	2-A	201	FOL	N1-C2-N3	-3.77	122.19	127.22
3	36-A	202	NAP	C1B-N9A-C4A	-3.77	120.01	126.64
2	63-A	201	FOL	C4-C4A-N5	3.77	122.91	118.60
3	73-A	202	NAP	C1B-N9A-C4A	-3.76	120.04	126.64
3	59-A	202	NAP	C1B-N9A-C4A	-3.76	120.04	126.64
2	5-A	201	FOL	N1-C2-N3	-3.76	122.21	127.22
2	16-A	201	FOL	N1-C2-N3	-3.76	122.21	127.22
2	70-A	201	FOL	C4-C4A-N5	3.76	122.89	118.60
2	12-A	201	FOL	N1-C2-N3	-3.75	122.22	127.22
2	7-A	201	FOL	N1-C2-N3	-3.75	122.22	127.22
2	42-A	201	FOL	N1-C2-N3	-3.75	122.22	127.22
2	21-A	201	FOL	N1-C2-N3	-3.74	122.23	127.22
2	37-A	201	FOL	N1-C2-N3	-3.74	122.23	127.22
2	27-A	201	FOL	C2-N3-C4	3.74	121.88	115.93
2	58-A	201	FOL	CB-CA-N	3.74	118.44	110.88
3	14-A	202	NAP	C1B-N9A-C4A	-3.74	120.07	126.64
2	6-A	201	FOL	N1-C2-N3	-3.74	122.24	127.22
3	29-A	202	NAP	C1B-N9A-C4A	-3.73	120.08	126.64
2	9-A	201	FOL	C4A-C4-N3	-3.73	118.33	123.43
3	58-A	202	NAP	C1B-N9A-C4A	-3.73	120.09	126.64
2	48-A	201	FOL	N1-C2-N3	-3.73	122.25	127.22
3	37-A	202	NAP	C1B-N9A-C4A	-3.73	120.10	126.64
2	67-A	201	FOL	C2-N3-C4	3.72	121.85	115.93
3	31-A	202	NAP	C1B-N9A-C4A	-3.72	120.11	126.64
2	1-A	201	FOL	N1-C2-N3	-3.71	122.27	127.22
2	8-A	201	FOL	N1-C2-N3	-3.71	122.27	127.22
2	15-A	201	FOL	N1-C2-N3	-3.70	122.29	127.22
2	75-A	201	FOL	N1-C2-N3	-3.70	122.29	127.22
3	78-A	202	NAP	C1B-N9A-C4A	-3.69	120.15	126.64
2	71-A	201	FOL	CA-N-C	3.69	130.63	121.60
2	31-A	201	FOL	C2-N3-C4	3.69	121.78	115.93
3	62-A	202	NAP	C1B-N9A-C4A	-3.68	120.17	126.64
2	51-A	201	FOL	N1-C2-N3	-3.68	122.31	127.22

Continued on next page...

Continued from previous page...

Mol	Chain	Res	Type	Atoms	Z	Observed(°)	Ideal(°)
3	63-A	202	NAP	C1B-N9A-C4A	-3.68	120.18	126.64
2	24-A	201	FOL	C8A-C4A-C4	-3.68	117.52	119.95
2	3-A	201	FOL	N1-C2-N3	-3.68	122.32	127.22
2	41-A	201	FOL	N1-C2-N3	-3.67	122.32	127.22
2	4-A	201	FOL	N1-C2-N3	-3.67	122.33	127.22
2	9-A	201	FOL	N1-C2-N3	-3.66	122.34	127.22
2	36-A	201	FOL	C2-N3-C4	3.66	121.75	115.93
2	45-A	201	FOL	N1-C2-N3	-3.65	122.36	127.22
2	50-A	201	FOL	N1-C2-N3	-3.64	122.37	127.22
2	64-A	201	FOL	C4A-C4-N3	-3.63	118.47	123.43
2	29-A	201	FOL	N1-C2-N3	-3.63	122.38	127.22
2	44-A	201	FOL	N1-C2-N3	-3.62	122.40	127.22
2	72-A	201	FOL	CT-CA-N	3.61	119.10	110.55
2	60-A	201	FOL	N1-C2-N3	-3.61	122.41	127.22
2	26-A	201	FOL	N1-C2-N3	-3.61	122.41	127.22
2	77-A	201	FOL	CT-CA-N	3.61	119.09	110.55
2	70-A	201	FOL	C9-C6-N5	3.60	123.06	116.66
2	49-A	201	FOL	N1-C2-N3	-3.60	122.42	127.22
3	76-A	202	NAP	C1B-N9A-C4A	-3.60	120.31	126.64
2	24-A	201	FOL	N1-C2-N3	-3.60	122.42	127.22
2	34-A	201	FOL	N1-C2-N3	-3.60	122.42	127.22
2	74-A	201	FOL	CA-N-C	3.60	130.41	121.60
2	79-A	201	FOL	N1-C2-N3	-3.60	122.43	127.22
2	73-A	201	FOL	C2-N3-C4	3.60	121.64	115.93
2	30-A	201	FOL	N1-C2-N3	-3.59	122.43	127.22
2	17-A	201	FOL	N1-C2-N3	-3.58	122.44	127.22
2	77-A	201	FOL	N1-C2-N3	-3.58	122.45	127.22
2	40-A	201	FOL	C2-N3-C4	3.58	121.62	115.93
2	78-A	201	FOL	N1-C2-N3	-3.57	122.45	127.22
2	25-A	201	FOL	N1-C2-N3	-3.57	122.46	127.22
2	60-A	201	FOL	CB-CA-N	-3.57	103.66	110.88
2	11-A	201	FOL	N1-C2-N3	-3.57	122.46	127.22
2	64-A	201	FOL	C2-N3-C4	3.56	121.58	115.93
2	39-A	201	FOL	N1-C2-N3	-3.55	122.48	127.22
2	31-A	201	FOL	C4A-C4-N3	-3.55	118.57	123.43
2	67-A	201	FOL	N1-C2-N3	-3.55	122.49	127.22
2	13-A	201	FOL	N1-C2-N3	-3.55	122.49	127.22
3	65-A	202	NAP	C1B-N9A-C4A	-3.54	120.42	126.64
3	24-A	202	NAP	C1B-N9A-C4A	-3.54	120.42	126.64
3	55-A	202	NAP	O4D-C1D-C2D	-3.53	101.77	106.93
3	30-A	202	NAP	C1B-N9A-C4A	-3.51	120.47	126.64
3	75-A	202	NAP	C1B-N9A-C4A	-3.51	120.48	126.64

Continued on next page...

Continued from previous page...

Mol	Chain	Res	Type	Atoms	Z	Observed(°)	Ideal(°)
2	72-A	201	FOL	N1-C2-N3	-3.50	122.56	127.22
2	33-A	201	FOL	N1-C2-N3	-3.49	122.57	127.22
2	59-A	201	FOL	N1-C2-N3	-3.49	122.57	127.22
2	73-A	201	FOL	C15-C16-C11	3.48	124.83	120.78
2	29-A	201	FOL	CB-CA-N	-3.48	103.84	110.88
2	41-A	201	FOL	CG-CB-CA	-3.48	106.65	113.16
2	38-A	201	FOL	N1-C2-N3	-3.47	122.59	127.22
2	58-A	201	FOL	N1-C2-N3	-3.47	122.59	127.22
2	72-A	201	FOL	C4A-C4-N3	-3.47	118.68	123.43
2	70-A	201	FOL	CG-CB-CA	3.47	119.64	113.16
2	73-A	201	FOL	C13-C14-N10	3.46	128.14	120.97
3	54-A	202	NAP	O4D-C1D-C2D	-3.44	101.89	106.93
2	35-A	201	FOL	N1-C2-N3	-3.44	122.64	127.22
2	71-A	201	FOL	N1-C2-N3	-3.44	122.64	127.22
2	73-A	201	FOL	N1-C2-N3	-3.44	122.64	127.22
2	58-A	201	FOL	CG-CB-CA	3.44	119.58	113.16
3	39-A	202	NAP	C1B-N9A-C4A	-3.43	120.61	126.64
2	43-A	201	FOL	N1-C2-N3	-3.42	122.66	127.22
2	72-A	201	FOL	C2-N3-C4	3.42	121.36	115.93
3	65-A	202	NAP	C6N-N1N-C2N	-3.41	118.86	121.97
2	74-A	201	FOL	CB-CA-N	-3.41	103.98	110.88
2	31-A	201	FOL	N1-C2-N3	-3.41	122.68	127.22
2	49-A	201	FOL	CB-CG-CD	-3.39	103.52	112.51
3	46-A	202	NAP	C1B-N9A-C4A	-3.38	120.71	126.64
2	28-A	201	FOL	N1-C2-N3	-3.36	122.75	127.22
2	72-A	201	FOL	C7-C6-N5	-3.34	118.66	120.85
2	75-A	201	FOL	CG-CB-CA	-3.34	106.91	113.16
2	64-A	201	FOL	N1-C2-N3	-3.34	122.77	127.22
3	32-A	202	NAP	C1B-N9A-C4A	-3.34	120.78	126.64
2	27-A	201	FOL	N1-C2-N3	-3.33	122.78	127.22
3	72-A	202	NAP	C1B-N9A-C4A	-3.32	120.81	126.64
2	36-A	201	FOL	N1-C2-N3	-3.30	122.82	127.22
2	40-A	201	FOL	N1-C2-N3	-3.29	122.84	127.22
2	17-A	201	FOL	C11-C-N	3.27	123.33	117.06
3	58-A	202	NAP	O4D-C1D-C2D	-3.26	102.16	106.93
2	52-A	201	FOL	C11-C-N	3.26	123.31	117.06
2	64-A	201	FOL	C8A-C4A-C4	-3.25	117.80	119.95
2	32-A	201	FOL	N1-C2-N3	-3.25	122.89	127.22
2	10-A	201	FOL	N1-C2-N3	-3.24	122.90	127.22
3	38-A	202	NAP	C1B-N9A-C4A	-3.22	120.99	126.64
3	42-A	202	NAP	O4D-C1D-C2D	-3.18	102.27	106.93
3	27-A	202	NAP	C1B-N9A-C4A	-3.17	121.07	126.64

Continued on next page...

Continued from previous page...

Mol	Chain	Res	Type	Atoms	Z	Observed(°)	Ideal(°)
3	74-A	202	NAP	O4D-C1D-C2D	-3.16	102.30	106.93
2	23-A	201	FOL	C2-N3-C4	3.16	120.95	115.93
2	67-A	201	FOL	C9-C6-C7	3.16	127.04	121.55
3	75-A	202	NAP	O4D-C1D-C2D	-3.16	102.31	106.93
2	72-A	201	FOL	C13-C14-N10	3.15	127.50	120.97
2	61-A	201	FOL	C11-C-N	3.14	123.09	117.06
3	54-A	202	NAP	O4B-C4B-C3B	-3.14	98.90	105.11
2	26-A	201	FOL	C4-C4A-N5	3.14	122.18	118.60
3	65-A	202	NAP	O4D-C1D-C2D	-3.13	102.35	106.93
2	3-A	201	FOL	C9-N10-C14	3.11	130.15	122.15
2	45-A	201	FOL	C4-C4A-N5	3.11	122.15	118.60
2	60-A	201	FOL	CB-CA-CT	3.10	117.83	110.35
2	38-A	201	FOL	C11-C-N	3.08	122.97	117.06
2	25-A	201	FOL	C11-C-N	3.07	122.95	117.06
2	80-A	201	FOL	C4-C4A-N5	3.05	122.08	118.60
3	40-A	202	NAP	C6N-N1N-C2N	-3.05	119.19	121.97
2	25-A	201	FOL	CB-CA-CT	-3.05	103.00	110.35
2	71-A	201	FOL	CB-CA-CT	3.04	117.69	110.35
2	65-A	201	FOL	C11-C-N	3.02	122.86	117.06
2	64-A	201	FOL	C6-C9-N10	-3.01	106.41	113.07
2	9-A	201	FOL	C4-C4A-N5	3.01	122.04	118.60
2	10-A	201	FOL	C11-C-N	3.01	122.84	117.06
2	47-A	201	FOL	CB-CG-CD	-3.00	104.54	112.51
3	48-A	202	NAP	C6N-N1N-C2N	-3.00	119.24	121.97
2	57-A	201	FOL	C4-C4A-N5	2.99	122.02	118.60
2	72-A	201	FOL	C16-C15-C14	2.99	123.75	120.30
2	68-A	201	FOL	N1-C2-N3	-2.98	123.25	127.22
2	58-A	201	FOL	C11-C-N	2.96	122.74	117.06
2	5-A	201	FOL	C4-C4A-N5	2.96	121.98	118.60
2	14-A	201	FOL	CB-CG-CD	-2.96	104.65	112.51
2	31-A	201	FOL	C4-C4A-N5	2.96	121.98	118.60
2	76-A	201	FOL	C11-C-N	2.95	122.72	117.06
2	4-A	201	FOL	C11-C-N	2.95	122.72	117.06
2	71-A	201	FOL	C7-C6-N5	-2.95	118.92	120.85
2	80-A	201	FOL	O-C-C11	-2.94	115.70	120.94
2	5-A	201	FOL	C9-N10-C14	2.93	129.68	122.15
2	11-A	201	FOL	C4-C4A-N5	2.93	121.94	118.60
2	65-A	201	FOL	C4-C4A-N5	2.92	121.94	118.60
2	72-A	201	FOL	O-C-C11	-2.91	115.75	120.94
2	29-A	201	FOL	C9-N10-C14	2.90	129.61	122.15
2	37-A	201	FOL	C11-C-N	2.90	122.61	117.06
2	33-A	201	FOL	CB-CA-N	-2.89	105.03	110.88

Continued on next page...

Continued from previous page...

Mol	Chain	Res	Type	Atoms	Z	Observed(°)	Ideal(°)
2	55-A	201	FOL	C4-C4A-N5	2.89	121.90	118.60
2	69-A	201	FOL	N1-C2-N3	-2.89	123.37	127.22
2	62-A	201	FOL	O1-CT-CA	-2.88	112.79	122.26
2	70-A	201	FOL	C15-C14-N10	-2.88	115.00	120.97
2	4-A	201	FOL	C4-C4A-N5	2.87	121.88	118.60
2	80-A	201	FOL	C11-C-N	2.87	122.56	117.06
3	72-A	202	NAP	O4D-C1D-C2D	-2.86	102.75	106.93
2	14-A	201	FOL	C4-C4A-N5	2.85	121.86	118.60
2	10-A	201	FOL	C4-C4A-N5	2.85	121.86	118.60
3	80-A	202	NAP	O2D-C2D-C3D	-2.84	102.63	111.82
2	74-A	201	FOL	C4-C4A-N5	2.84	121.84	118.60
3	62-A	202	NAP	O4D-C1D-C2D	-2.83	102.78	106.93
2	75-A	201	FOL	CT-CA-N	2.83	117.25	110.55
2	76-A	201	FOL	CB-CA-CT	-2.83	103.54	110.35
2	40-A	201	FOL	O-C-N	-2.80	117.30	122.45
3	34-A	202	NAP	C6N-N1N-C2N	-2.80	119.42	121.97
2	63-A	201	FOL	O-C-C11	2.80	125.92	120.94
2	6-A	201	FOL	C9-N10-C14	2.79	129.32	122.15
2	79-A	201	FOL	C4-C4A-N5	2.79	121.78	118.60
2	19-A	201	FOL	C9-N10-C14	2.79	129.31	122.15
2	72-A	201	FOL	C11-C-N	2.79	122.40	117.06
2	7-A	201	FOL	CG-CB-CA	-2.78	107.96	113.16
2	71-A	201	FOL	C9-C6-C7	2.78	126.38	121.55
2	3-A	201	FOL	C4-C4A-N5	2.77	121.76	118.60
3	45-A	202	NAP	C1B-N9A-C4A	-2.76	121.78	126.64
2	15-A	201	FOL	C4-C4A-N5	2.76	121.76	118.60
2	64-A	201	FOL	CB-CA-N	2.76	116.45	110.88
3	63-A	202	NAP	O4D-C1D-C2D	-2.74	102.92	106.93
2	22-A	201	FOL	C4-C4A-N5	2.74	121.73	118.60
2	65-A	201	FOL	C7-N8-C8A	2.74	119.45	116.69
3	56-A	202	NAP	O4D-C1D-C2D	-2.73	102.94	106.93
3	73-A	202	NAP	O4D-C1D-C2D	-2.73	102.94	106.93
3	69-A	202	NAP	O4D-C1D-C2D	-2.73	102.94	106.93
3	66-A	202	NAP	C6N-N1N-C2N	-2.72	119.49	121.97
2	13-A	201	FOL	C4-C4A-N5	2.72	121.71	118.60
3	43-A	202	NAP	C6N-N1N-C2N	-2.72	119.49	121.97
2	68-A	201	FOL	C12-C13-C14	2.72	123.44	120.30
2	37-A	201	FOL	C4-C4A-N5	2.72	121.70	118.60
3	42-A	202	NAP	C6N-N1N-C2N	-2.72	119.50	121.97
2	50-A	201	FOL	C4-C4A-N5	2.72	121.70	118.60
2	54-A	201	FOL	C11-C-N	2.71	122.26	117.06
2	39-A	201	FOL	O-C-N	-2.71	117.47	122.45

Continued on next page...

Continued from previous page...

Mol	Chain	Res	Type	Atoms	Z	Observed(°)	Ideal(°)
2	42-A	201	FOL	C4-C4A-N5	2.71	121.69	118.60
3	10-A	202	NAP	C6N-N1N-C2N	-2.70	119.51	121.97
2	24-A	201	FOL	C11-C-N	2.70	122.23	117.06
3	41-A	202	NAP	C2N-C3N-C4N	2.69	121.31	118.26
2	71-A	201	FOL	C13-C14-N10	2.69	126.56	120.97
3	38-A	202	NAP	C6N-N1N-C2N	-2.69	119.52	121.97
3	67-A	202	NAP	C6N-N1N-C2N	-2.69	119.52	121.97
3	57-A	202	NAP	O4D-C1D-C2D	-2.69	102.99	106.93
2	43-A	201	FOL	C4-C4A-N5	2.69	121.67	118.60
2	55-A	201	FOL	C11-C-N	2.69	122.22	117.06
3	66-A	202	NAP	O4D-C1D-C2D	-2.69	103.00	106.93
2	47-A	201	FOL	OE1-CD-CG	-2.69	114.45	123.08
3	43-A	202	NAP	O4D-C1D-C2D	-2.69	103.00	106.93
2	77-A	201	FOL	C4-C4A-N5	2.68	121.67	118.60
3	46-A	202	NAP	O4D-C1D-C2D	-2.68	103.00	106.93
2	73-A	201	FOL	C15-C14-N10	-2.67	115.44	120.97
3	64-A	202	NAP	C6N-N1N-C2N	-2.67	119.54	121.97
2	70-A	201	FOL	C6-C9-N10	2.66	118.96	113.07
2	61-A	201	FOL	OE1-CD-CG	-2.66	114.53	123.08
3	10-A	202	NAP	O4D-C1D-C2D	-2.66	103.04	106.93
3	39-A	202	NAP	C6N-N1N-C2N	-2.66	119.55	121.97
3	44-A	202	NAP	C6N-N1N-C2N	-2.66	119.55	121.97
2	79-A	201	FOL	CB-CA-N	-2.65	105.51	110.88
2	70-A	201	FOL	CB-CG-CD	2.65	119.55	112.51
2	20-A	201	FOL	C11-C-N	2.65	122.15	117.06
2	78-A	201	FOL	CB-CA-CT	2.64	116.72	110.35
2	56-A	201	FOL	C4-C4A-N5	2.63	121.61	118.60
3	67-A	202	NAP	O4D-C1D-C2D	-2.63	103.08	106.93
2	47-A	201	FOL	C4-C4A-N5	2.63	121.61	118.60
2	73-A	201	FOL	C12-C11-C	2.63	129.14	120.62
2	53-A	201	FOL	C4-C4A-N5	2.63	121.60	118.60
2	40-A	201	FOL	O-C-C11	-2.63	116.25	120.94
2	48-A	201	FOL	C9-N10-C14	2.62	128.88	122.15
2	57-A	201	FOL	C9-N10-C14	2.62	128.88	122.15
3	6-A	202	NAP	O4D-C1D-C2D	-2.61	103.11	106.93
2	69-A	201	FOL	C12-C13-C14	2.61	123.32	120.30
2	2-A	201	FOL	C4-C4A-N5	2.61	121.58	118.60
2	73-A	201	FOL	C4A-C8A-N1	-2.61	117.42	121.80
2	38-A	201	FOL	C9-N10-C14	2.60	128.84	122.15
2	49-A	201	FOL	OE1-CD-CG	-2.59	114.75	123.08
2	52-A	201	FOL	C4-C4A-N5	2.59	121.55	118.60
2	65-A	201	FOL	C15-C16-C11	2.58	123.78	120.78

Continued on next page...

Continued from previous page...

Mol	Chain	Res	Type	Atoms	Z	Observed(°)	Ideal(°)
2	39-A	201	FOL	C9-N10-C14	2.58	128.78	122.15
2	56-A	201	FOL	C11-C-N	2.58	122.01	117.06
2	32-A	201	FOL	OE2-CD-CG	2.58	122.31	114.03
2	32-A	201	FOL	OE1-CD-CG	-2.58	114.80	123.08
3	48-A	202	NAP	O4D-C1D-C2D	-2.57	103.16	106.93
2	62-A	201	FOL	C4-C4A-N5	2.57	121.54	118.60
2	33-A	201	FOL	C4-C4A-N5	2.57	121.54	118.60
2	69-A	201	FOL	C6-N5-C4A	-2.57	115.42	118.45
2	64-A	201	FOL	CA-N-C	2.56	127.88	121.60
3	45-A	202	NAP	O4D-C1D-C2D	-2.55	103.20	106.93
2	15-A	201	FOL	C11-C-N	2.55	121.95	117.06
2	10-A	201	FOL	C7-N8-C8A	2.55	119.25	116.69
2	38-A	201	FOL	C4-C4A-N5	2.54	121.51	118.60
2	73-A	201	FOL	C6-N5-C4A	2.54	121.44	118.45
3	71-A	202	NAP	O4D-C1D-C2D	-2.53	103.22	106.93
2	80-A	201	FOL	CT-CA-N	2.53	116.55	110.55
2	23-A	201	FOL	C4A-C4-N3	-2.53	119.97	123.43
2	58-A	201	FOL	O-C-C11	-2.53	116.43	120.94
3	76-A	202	NAP	O4D-C1D-C2D	-2.53	103.23	106.93
3	53-A	202	NAP	O2D-C2D-C3D	-2.52	103.66	111.82
2	78-A	201	FOL	OE1-CD-CG	-2.52	114.97	123.08
2	25-A	201	FOL	C9-N10-C14	2.52	128.63	122.15
2	32-A	201	FOL	C4-C4A-N5	2.52	121.48	118.60
2	49-A	201	FOL	C4-C4A-N5	2.52	121.48	118.60
2	35-A	201	FOL	C9-N10-C14	2.51	128.61	122.15
3	78-A	202	NAP	O4D-C1D-C2D	-2.51	103.25	106.93
2	30-A	201	FOL	C11-C-N	2.51	121.87	117.06
2	75-A	201	FOL	C4-C4A-N5	2.51	121.46	118.60
2	76-A	201	FOL	C4-C4A-N5	2.50	121.46	118.60
3	22-A	202	NAP	O4D-C1D-C2D	-2.50	103.28	106.93
2	61-A	201	FOL	C4-C4A-N5	2.50	121.45	118.60
3	33-A	202	NAP	C6N-N1N-C2N	-2.50	119.70	121.97
2	58-A	201	FOL	C9-N10-C14	2.49	128.56	122.15
3	54-A	202	NAP	C1B-N9A-C4A	-2.49	122.27	126.64
3	22-A	202	NAP	C2N-C3N-C4N	2.49	121.08	118.26
2	49-A	201	FOL	C9-N10-C14	2.48	128.53	122.15
2	78-A	201	FOL	C4-C4A-N5	2.48	121.44	118.60
2	56-A	201	FOL	C9-N10-C14	2.48	128.53	122.15
2	29-A	201	FOL	CG-CB-CA	2.48	117.79	113.16
3	73-A	202	NAP	C6N-N1N-C2N	-2.48	119.71	121.97
2	1-A	201	FOL	C9-N10-C14	2.48	128.52	122.15
2	10-A	201	FOL	C9-N10-C14	2.47	128.51	122.15

Continued on next page...

Continued from previous page...

Mol	Chain	Res	Type	Atoms	Z	Observed(°)	Ideal(°)
3	7-A	202	NAP	O4D-C1D-C2D	-2.47	103.31	106.93
2	27-A	201	FOL	C9-N10-C14	2.47	128.50	122.15
2	8-A	201	FOL	C4-C4A-N5	2.47	121.42	118.60
2	72-A	201	FOL	C9-C6-C7	2.46	125.83	121.55
2	47-A	201	FOL	C9-N10-C14	2.46	128.47	122.15
2	69-A	201	FOL	N8-C8A-N1	2.46	118.63	115.82
3	3-A	202	NAP	C6N-N1N-C2N	-2.46	119.73	121.97
2	52-A	201	FOL	CB-CG-CD	-2.46	105.99	112.51
3	50-A	202	NAP	C2N-C3N-C4N	2.45	121.04	118.26
2	18-A	201	FOL	C9-N10-C14	2.45	128.44	122.15
3	27-A	202	NAP	O4D-C1D-C2D	-2.44	103.35	106.93
3	26-A	202	NAP	O4D-C1D-C2D	-2.44	103.36	106.93
2	74-A	201	FOL	O2-CT-O1	-2.44	118.55	124.09
2	50-A	201	FOL	C9-N10-C14	2.44	128.41	122.15
3	12-A	202	NAP	C6N-N1N-C2N	-2.43	119.76	121.97
2	15-A	201	FOL	C9-N10-C14	2.43	128.39	122.15
2	74-A	201	FOL	C13-C14-N10	-2.43	115.94	120.97
2	36-A	201	FOL	C9-N10-C14	2.43	128.38	122.15
2	64-A	201	FOL	C4A-C8A-N1	-2.43	117.72	121.80
3	45-A	202	NAP	C6N-N1N-C2N	-2.43	119.76	121.97
2	46-A	201	FOL	C4-C4A-N5	2.43	121.37	118.60
2	22-A	201	FOL	C9-N10-C14	2.42	128.37	122.15
3	69-A	202	NAP	C2N-C3N-C4N	2.41	121.00	118.26
2	67-A	201	FOL	C4A-C8A-N1	-2.41	117.75	121.80
2	46-A	201	FOL	C11-C-N	2.41	121.69	117.06
3	1-A	202	NAP	O4D-C1D-C2D	-2.41	103.41	106.93
2	33-A	201	FOL	CB-CG-CD	-2.41	106.12	112.51
2	71-A	201	FOL	C4A-C8A-N1	-2.41	117.76	121.80
3	5-A	202	NAP	O4D-C1D-C2D	-2.41	103.41	106.93
2	17-A	201	FOL	O-C-C11	-2.40	116.65	120.94
2	39-A	201	FOL	CB-CA-N	2.40	115.73	110.88
2	67-A	201	FOL	C6-N5-C4A	2.40	121.28	118.45
3	11-A	202	NAP	C6N-N1N-C2N	-2.40	119.79	121.97
2	69-A	201	FOL	C9-N10-C14	2.40	128.31	122.15
3	64-A	202	NAP	O4D-C1D-C2D	-2.40	103.42	106.93
2	16-A	201	FOL	C4-C4A-N5	2.39	121.33	118.60
2	46-A	201	FOL	C9-N10-C14	2.39	128.29	122.15
2	71-A	201	FOL	C15-C14-N10	-2.39	116.02	120.97
2	28-A	201	FOL	C4-C4A-N5	2.39	121.33	118.60
2	9-A	201	FOL	C11-C-N	2.38	121.63	117.06
2	76-A	201	FOL	CA-N-C	2.38	127.43	121.60
3	23-A	202	NAP	C2N-C3N-C4N	2.38	120.96	118.26

Continued on next page...

Continued from previous page...

Mol	Chain	Res	Type	Atoms	Z	Observed(°)	Ideal(°)
3	4-A	202	NAP	C6N-N1N-C2N	-2.38	119.81	121.97
3	75-A	202	NAP	C6N-N1N-C2N	-2.38	119.81	121.97
2	68-A	201	FOL	C9-C6-C7	2.38	125.68	121.55
2	65-A	201	FOL	O-C-C11	-2.37	116.70	120.94
2	61-A	201	FOL	CB-CG-CD	-2.37	106.22	112.51
2	30-A	201	FOL	C9-N10-C14	2.37	128.23	122.15
2	57-A	201	FOL	CA-N-C	-2.36	115.82	121.60
3	53-A	202	NAP	C6N-N1N-C2N	-2.36	119.82	121.97
2	35-A	201	FOL	C11-C-N	2.36	121.59	117.06
2	73-A	201	FOL	C6-C7-N8	2.35	125.43	123.13
2	55-A	201	FOL	C9-N10-C14	2.35	128.19	122.15
2	60-A	201	FOL	CB-CG-CD	2.35	118.74	112.51
2	47-A	201	FOL	CB-CA-CT	-2.34	104.70	110.35
3	25-A	202	NAP	C6N-N1N-C2N	-2.34	119.84	121.97
2	66-A	201	FOL	C13-C14-N10	-2.34	116.12	120.97
3	36-A	202	NAP	C6N-N1N-C2N	-2.34	119.84	121.97
3	76-A	202	NAP	C6N-N1N-C2N	-2.34	119.84	121.97
3	74-A	202	NAP	C6N-N1N-C2N	-2.34	119.84	121.97
2	19-A	201	FOL	C4-C4A-N5	2.34	121.27	118.60
2	29-A	201	FOL	CB-CA-CT	2.34	115.99	110.35
3	61-A	202	NAP	C6N-N1N-C2N	-2.34	119.84	121.97
2	10-A	201	FOL	O-C-N	-2.34	118.15	122.45
2	57-A	201	FOL	C11-C-N	2.34	121.54	117.06
2	34-A	201	FOL	C9-N10-C14	2.34	128.15	122.15
2	59-A	201	FOL	OE1-CD-CG	-2.34	115.58	123.08
2	76-A	201	FOL	CG-CB-CA	-2.33	108.79	113.16
2	72-A	201	FOL	C15-C14-N10	-2.33	116.14	120.97
2	63-A	201	FOL	C7-N8-C8A	2.33	119.04	116.69
2	4-A	201	FOL	C9-N10-C14	2.33	128.15	122.15
3	16-A	202	NAP	C2N-C3N-C4N	2.33	120.90	118.26
2	59-A	201	FOL	C13-C12-C11	-2.33	118.07	120.78
3	51-A	202	NAP	O4D-C1D-C2D	-2.33	103.53	106.93
2	12-A	201	FOL	C4-C4A-N5	2.32	121.25	118.60
3	26-A	202	NAP	C6N-N1N-C2N	-2.32	119.86	121.97
2	44-A	201	FOL	C9-N10-C14	2.32	128.11	122.15
2	25-A	201	FOL	C4-C4A-N5	2.32	121.25	118.60
2	76-A	201	FOL	C9-N10-C14	2.32	128.10	122.15
3	45-A	202	NAP	C2N-C3N-C4N	2.32	120.89	118.26
3	42-A	202	NAP	C2N-C3N-C4N	2.32	120.88	118.26
2	68-A	201	FOL	C4A-C8A-N1	-2.31	117.91	121.80
2	56-A	201	FOL	CB-CA-N	2.31	115.55	110.88
2	41-A	201	FOL	C4-C4A-N5	2.31	121.24	118.60

Continued on next page...

Continued from previous page...

Mol	Chain	Res	Type	Atoms	Z	Observed(°)	Ideal(°)
2	76-A	201	FOL	O2-CT-CA	2.31	121.07	113.40
2	67-A	201	FOL	C9-N10-C14	2.31	128.07	122.15
3	4-A	202	NAP	O4D-C1D-C2D	-2.30	103.56	106.93
3	28-A	202	NAP	O4D-C1D-C2D	-2.30	103.56	106.93
3	61-A	202	NAP	O4D-C1D-C2D	-2.30	103.57	106.93
2	40-A	201	FOL	C4-C4A-N5	2.29	121.22	118.60
3	14-A	202	NAP	O4D-C1D-C2D	-2.29	103.59	106.93
2	54-A	201	FOL	CB-CG-CD	-2.29	106.44	112.51
2	29-A	201	FOL	C4-C4A-N5	2.29	121.21	118.60
2	6-A	201	FOL	C4-C4A-N5	2.28	121.21	118.60
2	80-A	201	FOL	C9-N10-C14	2.28	128.01	122.15
2	53-A	201	FOL	C9-N10-C14	2.28	128.00	122.15
2	73-A	201	FOL	C8A-C4A-C4	-2.28	118.44	119.95
2	60-A	201	FOL	C4-C4A-N5	2.27	121.19	118.60
2	27-A	201	FOL	C4-C4A-N5	2.27	121.19	118.60
2	33-A	201	FOL	O2-CT-CA	2.27	120.95	113.40
2	9-A	201	FOL	C9-N10-C14	2.27	127.97	122.15
2	63-A	201	FOL	O2-CT-CA	2.27	120.93	113.40
2	8-A	201	FOL	C9-N10-C14	2.26	127.97	122.15
2	11-A	201	FOL	C9-N10-C14	2.26	127.96	122.15
2	64-A	201	FOL	OE2-CD-CG	2.26	121.29	114.03
3	34-A	202	NAP	O4D-C1D-C2D	-2.26	103.63	106.93
2	26-A	201	FOL	OE1-CD-CG	-2.26	115.83	123.08
3	44-A	202	NAP	O4D-C1D-C2D	-2.26	103.63	106.93
2	16-A	201	FOL	C9-N10-C14	2.25	127.94	122.15
3	30-A	202	NAP	C2N-C3N-C4N	2.25	120.81	118.26
2	57-A	201	FOL	CB-CA-N	2.25	115.42	110.88
2	62-A	201	FOL	C7-N8-C8A	2.25	118.95	116.69
2	60-A	201	FOL	C7-N8-C8A	2.24	118.95	116.69
2	71-A	201	FOL	C7-N8-C8A	2.24	118.95	116.69
2	48-A	201	FOL	O-C-N	-2.24	118.33	122.45
2	62-A	201	FOL	O2-CT-CA	2.24	120.85	113.40
3	17-A	202	NAP	O4D-C1D-C2D	-2.24	103.65	106.93
3	25-A	202	NAP	C2N-C3N-C4N	2.24	120.80	118.26
2	40-A	201	FOL	CB-CG-CD	2.24	118.44	112.51
2	7-A	201	FOL	C9-N10-C14	2.24	127.90	122.15
2	59-A	201	FOL	C4-C4A-N5	2.23	121.15	118.60
3	41-A	202	NAP	O4D-C1D-C2D	-2.23	103.67	106.93
3	9-A	202	NAP	O4D-C1D-C2D	-2.23	103.67	106.93
2	80-A	201	FOL	O2-CT-CA	2.22	120.80	113.40
3	44-A	202	NAP	C2N-C3N-C4N	2.22	120.78	118.26
2	68-A	201	FOL	C7-N8-C8A	2.22	118.93	116.69

Continued on next page...

Continued from previous page...

Mol	Chain	Res	Type	Atoms	Z	Observed(°)	Ideal(°)
3	19-A	202	NAP	O4D-C1D-C2D	-2.22	103.68	106.93
3	59-A	202	NAP	O4D-C1D-C2D	-2.22	103.68	106.93
3	47-A	202	NAP	O4D-C1D-C2D	-2.22	103.68	106.93
2	15-A	201	FOL	OE2-CD-CG	2.22	121.16	114.03
3	21-A	202	NAP	O4D-C1D-C2D	-2.22	103.69	106.93
2	34-A	201	FOL	C4-C4A-N5	2.21	121.13	118.60
2	2-A	201	FOL	C9-N10-C14	2.21	127.83	122.15
3	50-A	202	NAP	O4D-C1D-C2D	-2.21	103.70	106.93
2	52-A	201	FOL	C9-N10-C14	2.21	127.83	122.15
3	1-A	202	NAP	C2N-C3N-C4N	2.21	120.76	118.26
3	5-A	202	NAP	C6N-N1N-C2N	-2.21	119.96	121.97
2	14-A	201	FOL	C9-N10-C14	2.20	127.81	122.15
3	40-A	202	NAP	C2N-C3N-C4N	2.20	120.75	118.26
2	54-A	201	FOL	C4-C4A-N5	2.20	121.11	118.60
3	7-A	202	NAP	C2N-C3N-C4N	2.20	120.75	118.26
2	14-A	201	FOL	OE1-CD-CG	-2.20	116.02	123.08
3	36-A	202	NAP	C2N-C3N-C4N	2.20	120.75	118.26
2	69-A	201	FOL	NA2-C2-N3	2.20	120.67	117.25
3	52-A	202	NAP	C6N-N1N-C2N	-2.19	119.97	121.97
3	33-A	202	NAP	O4D-C1D-C2D	-2.19	103.72	106.93
2	45-A	201	FOL	C9-N10-C14	2.19	127.78	122.15
2	70-A	201	FOL	C15-C16-C11	2.19	123.32	120.78
2	20-A	201	FOL	C4-C4A-N5	2.19	121.10	118.60
3	39-A	202	NAP	C2N-C3N-C4N	2.18	120.73	118.26
2	56-A	201	FOL	CG-CB-CA	2.18	117.24	113.16
2	69-A	201	FOL	O2-CT-CA	2.18	120.65	113.40
3	29-A	202	NAP	C6N-N1N-C2N	-2.18	119.99	121.97
2	78-A	201	FOL	OE2-CD-CG	2.18	121.04	114.03
2	54-A	201	FOL	C7-N8-C8A	2.18	118.88	116.69
2	73-A	201	FOL	CT-CA-N	2.18	115.71	110.55
2	34-A	201	FOL	OE2-CD-CG	2.18	121.03	114.03
2	72-A	201	FOL	OE2-CD-CG	2.18	121.03	114.03
2	64-A	201	FOL	CG-CB-CA	2.18	117.23	113.16
2	29-A	201	FOL	O2-CT-CA	2.18	120.63	113.40
3	2-A	202	NAP	C6N-N1N-C2N	-2.18	119.99	121.97
2	48-A	201	FOL	CG-CB-CA	2.17	117.22	113.16
2	20-A	201	FOL	C9-N10-C14	2.17	127.73	122.15
3	37-A	202	NAP	C2N-C3N-C4N	2.17	120.72	118.26
2	68-A	201	FOL	C9-C6-N5	-2.17	112.82	116.66
3	12-A	202	NAP	O4D-C1D-C2D	-2.16	103.77	106.93
2	67-A	201	FOL	NA2-C2-N1	2.16	121.31	117.79
2	68-A	201	FOL	C16-C15-C14	-2.16	117.80	120.30

Continued on next page...

Continued from previous page...

Mol	Chain	Res	Type	Atoms	Z	Observed(°)	Ideal(°)
3	35-A	202	NAP	C2N-C3N-C4N	2.16	120.70	118.26
2	22-A	201	FOL	O2-CT-CA	2.16	120.57	113.40
2	67-A	201	FOL	C15-C16-C11	-2.16	118.27	120.78
3	24-A	202	NAP	C2N-C3N-C4N	2.16	120.70	118.26
3	62-A	202	NAP	C6N-N1N-C2N	-2.16	120.01	121.97
3	63-A	202	NAP	C6N-N1N-C2N	-2.15	120.01	121.97
3	3-A	202	NAP	C2N-C3N-C4N	2.15	120.70	118.26
3	57-A	202	NAP	C6N-N1N-C2N	-2.15	120.01	121.97
3	50-A	202	NAP	C6N-N1N-C2N	-2.15	120.01	121.97
3	80-A	202	NAP	C6N-N1N-C2N	-2.15	120.01	121.97
2	69-A	201	FOL	O-C-C11	-2.15	117.10	120.94
2	78-A	201	FOL	CA-N-C	2.15	126.86	121.60
2	20-A	201	FOL	O-C-N	-2.15	118.50	122.45
2	26-A	201	FOL	C13-C12-C11	-2.15	118.28	120.78
2	7-A	201	FOL	C4-C4A-N5	2.15	121.05	118.60
2	48-A	201	FOL	O-C-C11	-2.15	117.11	120.94
2	58-A	201	FOL	C4-C4A-N5	2.15	121.05	118.60
3	49-A	202	NAP	C2N-C3N-C4N	2.14	120.69	118.26
2	26-A	201	FOL	OE2-CD-CG	2.14	120.91	114.03
3	71-A	202	NAP	C2N-C3N-C4N	2.14	120.68	118.26
3	11-A	202	NAP	O4D-C1D-C2D	-2.14	103.81	106.93
3	15-A	202	NAP	O4D-C1D-C2D	-2.13	103.81	106.93
2	40-A	201	FOL	C9-N10-C14	2.13	127.63	122.15
3	61-A	202	NAP	C2N-C3N-C4N	2.13	120.67	118.26
2	12-A	201	FOL	C9-N10-C14	2.13	127.63	122.15
3	77-A	202	NAP	O4D-C1D-C2D	-2.13	103.81	106.93
3	2-A	202	NAP	O4D-C1D-C2D	-2.13	103.81	106.93
3	6-A	202	NAP	C6N-N1N-C2N	-2.13	120.03	121.97
3	24-A	202	NAP	O4D-C1D-C2D	-2.13	103.82	106.93
3	20-A	202	NAP	O4D-C1D-C2D	-2.13	103.82	106.93
3	35-A	202	NAP	C6N-N1N-C2N	-2.13	120.04	121.97
2	67-A	201	FOL	C13-C12-C11	2.12	123.25	120.78
3	29-A	202	NAP	O4D-C1D-C2D	-2.12	103.83	106.93
2	46-A	201	FOL	OE1-CD-CG	-2.12	116.27	123.08
2	39-A	201	FOL	C4-C4A-N5	2.12	121.02	118.60
2	66-A	201	FOL	C7-N8-C8A	2.11	118.82	116.69
3	52-A	202	NAP	C2N-C3N-C4N	2.10	120.64	118.26
2	61-A	201	FOL	C7-N8-C8A	2.10	118.80	116.69
3	27-A	202	NAP	C6N-N1N-C2N	-2.10	120.06	121.97
2	65-A	201	FOL	CT-CA-N	2.09	115.51	110.55
2	48-A	201	FOL	C4-C4A-N5	2.09	120.99	118.60
2	16-A	201	FOL	C7-N8-C8A	2.09	118.80	116.69

Continued on next page...

Continued from previous page...

Mol	Chain	Res	Type	Atoms	Z	Observed(°)	Ideal(°)
2	32-A	201	FOL	CB-CG-CD	-2.09	106.96	112.51
3	49-A	202	NAP	O4D-C1D-C2D	-2.09	103.87	106.93
3	68-A	202	NAP	O4D-C1D-C2D	-2.09	103.87	106.93
2	66-A	201	FOL	C6-C9-N10	-2.09	108.45	113.07
2	63-A	201	FOL	C16-C11-C	-2.08	113.87	120.62
2	37-A	201	FOL	O-C-N	-2.08	118.63	122.45
3	70-A	202	NAP	O4D-C1D-C2D	-2.08	103.89	106.93
2	72-A	201	FOL	C4A-C8A-N1	-2.07	118.32	121.80
2	65-A	201	FOL	CA-N-C	2.07	126.66	121.60
2	71-A	201	FOL	C8A-C4A-C4	-2.07	118.58	119.95
2	57-A	201	FOL	C7-N8-C8A	2.07	118.77	116.69
2	77-A	201	FOL	O1-CT-CA	-2.06	115.49	122.26
3	49-A	202	NAP	C6N-N1N-C2N	-2.06	120.10	121.97
2	51-A	201	FOL	C4-C4A-N5	2.06	120.95	118.60
2	74-A	201	FOL	C15-C14-N10	2.06	125.24	120.97
3	22-A	202	NAP	C6N-N1N-C2N	-2.05	120.10	121.97
3	25-A	202	NAP	O4D-C1D-C2D	-2.05	103.92	106.93
2	19-A	201	FOL	O-C-N	-2.05	118.67	122.45
2	35-A	201	FOL	C4-C4A-N5	2.05	120.94	118.60
2	5-A	201	FOL	OE2-CD-CG	2.05	120.62	114.03
2	39-A	201	FOL	CG-CB-CA	2.05	116.99	113.16
2	64-A	201	FOL	NA2-C2-N1	2.05	121.13	117.79
2	54-A	201	FOL	OE1-CD-CG	-2.05	116.50	123.08
2	13-A	201	FOL	O2-CT-CA	2.05	120.21	113.40
2	46-A	201	FOL	CB-CG-CD	-2.04	107.08	112.51
2	73-A	201	FOL	C11-C-N	-2.04	113.15	117.06
2	35-A	201	FOL	O-C-N	-2.04	118.69	122.45
3	24-A	202	NAP	C6N-N1N-C2N	-2.04	120.11	121.97
3	66-A	202	NAP	C2N-C3N-C4N	2.04	120.57	118.26
2	70-A	201	FOL	CT-CA-N	2.04	115.38	110.55
3	80-A	202	NAP	C2N-C3N-C4N	2.04	120.57	118.26
2	24-A	201	FOL	OE1-CD-CG	-2.04	116.54	123.08
2	42-A	201	FOL	C9-N10-C14	2.04	127.38	122.15
2	1-A	201	FOL	C4-C4A-N5	2.04	120.92	118.60
2	26-A	201	FOL	C9-N10-C14	2.03	127.38	122.15
3	68-A	202	NAP	O7N-C7N-N7N	-2.03	119.69	122.58
2	76-A	201	FOL	C7-N8-C8A	2.03	118.74	116.69
2	54-A	201	FOL	O-C-C11	-2.03	117.31	120.94
2	45-A	201	FOL	CG-CB-CA	-2.03	109.36	113.16
2	63-A	201	FOL	C9-C6-N5	2.02	120.25	116.66
2	14-A	201	FOL	C11-C-N	2.02	120.94	117.06
2	68-A	201	FOL	C15-C16-C11	2.02	123.13	120.78

Continued on next page...

Continued from previous page...

Mol	Chain	Res	Type	Atoms	Z	Observed(°)	Ideal(°)
2	37-A	201	FOL	C9-N10-C14	2.02	127.34	122.15
2	64-A	201	FOL	C12-C13-C14	2.02	122.63	120.30
3	18-A	202	NAP	O4D-C1D-C2D	-2.02	103.98	106.93
3	19-A	202	NAP	C2N-C3N-C4N	2.02	120.55	118.26
3	70-A	202	NAP	C6N-N1N-C2N	-2.02	120.14	121.97
2	67-A	201	FOL	C7-N8-C8A	2.02	118.72	116.69
2	8-A	201	FOL	C7-N8-C8A	2.02	118.72	116.69
2	54-A	201	FOL	C9-N10-C14	2.01	127.33	122.15
2	53-A	201	FOL	C7-N8-C8A	2.01	118.72	116.69
2	53-A	201	FOL	C11-C-N	2.01	120.92	117.06
2	73-A	201	FOL	C15-C14-C13	-2.01	116.28	119.03
2	72-A	201	FOL	C16-C11-C12	-2.01	115.73	118.59
2	23-A	201	FOL	O2-CT-CA	2.01	120.07	113.40
2	45-A	201	FOL	CB-CG-CD	-2.01	107.19	112.51
2	51-A	201	FOL	O2-CT-CA	2.00	120.06	113.40
3	4-A	202	NAP	C2N-C3N-C4N	2.00	120.53	118.26
2	33-A	201	FOL	C9-N10-C14	2.00	127.29	122.15

There are no chirality outliers.

All (640) torsion outliers are listed below:

Mol	Chain	Res	Type	Atoms
2	2-A	201	FOL	N-CA-CB-CG
2	5-A	201	FOL	CT-CA-CB-CG
2	10-A	201	FOL	N-CA-CB-CG
2	17-A	201	FOL	N-CA-CB-CG
2	23-A	201	FOL	N-CA-CB-CG
2	25-A	201	FOL	C11-C-N-CA
2	25-A	201	FOL	O-C-N-CA
2	29-A	201	FOL	N-CA-CB-CG
2	29-A	201	FOL	CT-CA-CB-CG
2	32-A	201	FOL	CT-CA-CB-CG
2	38-A	201	FOL	C11-C-N-CA
2	38-A	201	FOL	O-C-N-CA
2	39-A	201	FOL	C11-C-N-CA
2	39-A	201	FOL	O-C-N-CA
2	55-A	201	FOL	C11-C-N-CA
2	55-A	201	FOL	CT-CA-CB-CG
2	56-A	201	FOL	C11-C-N-CA
2	56-A	201	FOL	O-C-N-CA
2	57-A	201	FOL	C11-C-N-CA
2	57-A	201	FOL	O-C-N-CA

Continued on next page...

Continued from previous page...

Mol	Chain	Res	Type	Atoms
2	58-A	201	FOL	C11-C-N-CA
2	58-A	201	FOL	O-C-N-CA
2	58-A	201	FOL	CA-CB-CG-CD
2	61-A	201	FOL	O-C-N-CA
2	61-A	201	FOL	CB-CA-N-C
2	64-A	201	FOL	N-CA-CB-CG
2	65-A	201	FOL	CA-CB-CG-CD
2	67-A	201	FOL	C11-C-N-CA
2	68-A	201	FOL	C6-C9-N10-C14
2	68-A	201	FOL	O-C-N-CA
2	69-A	201	FOL	C6-C9-N10-C14
2	69-A	201	FOL	O-C-N-CA
2	70-A	201	FOL	O-C-N-CA
2	70-A	201	FOL	CA-CB-CG-CD
2	71-A	201	FOL	C11-C-N-CA
2	72-A	201	FOL	C11-C-N-CA
2	73-A	201	FOL	C6-C9-N10-C14
2	74-A	201	FOL	CT-CA-N-C
2	75-A	201	FOL	O-C-N-CA
2	78-A	201	FOL	CA-CB-CG-CD
2	79-A	201	FOL	CT-CA-CB-CG
3	1-A	202	NAP	PA-O3-PN-O5D
3	1-A	202	NAP	O4D-C1D-N1N-C6N
3	2-A	202	NAP	C2B-O2B-P2B-O3X
3	3-A	202	NAP	O4D-C1D-N1N-C6N
3	4-A	202	NAP	O4D-C1D-N1N-C6N
3	5-A	202	NAP	C2B-O2B-P2B-O1X
3	5-A	202	NAP	PA-O3-PN-O5D
3	5-A	202	NAP	O4D-C1D-N1N-C6N
3	6-A	202	NAP	PA-O3-PN-O5D
3	6-A	202	NAP	O4D-C1D-N1N-C6N
3	7-A	202	NAP	O4D-C1D-N1N-C6N
3	8-A	202	NAP	C2B-O2B-P2B-O3X
3	8-A	202	NAP	PA-O3-PN-O5D
3	9-A	202	NAP	PA-O3-PN-O5D
3	10-A	202	NAP	C2B-O2B-P2B-O1X
3	10-A	202	NAP	O4D-C1D-N1N-C6N
3	11-A	202	NAP	O4D-C1D-N1N-C6N
3	12-A	202	NAP	C2B-O2B-P2B-O3X
3	12-A	202	NAP	O4D-C1D-N1N-C6N
3	13-A	202	NAP	C2B-O2B-P2B-O1X
3	13-A	202	NAP	O4D-C1D-N1N-C6N

Continued on next page...

Continued from previous page...

Mol	Chain	Res	Type	Atoms
3	14-A	202	NAP	C2B-O2B-P2B-O3X
3	15-A	202	NAP	C2B-O2B-P2B-O3X
3	15-A	202	NAP	O4D-C1D-N1N-C2N
3	15-A	202	NAP	O4D-C1D-N1N-C6N
3	15-A	202	NAP	C2D-C1D-N1N-C2N
3	16-A	202	NAP	C2B-O2B-P2B-O1X
3	16-A	202	NAP	O4D-C1D-N1N-C6N
3	17-A	202	NAP	O4D-C1D-N1N-C6N
3	18-A	202	NAP	C2B-O2B-P2B-O3X
3	18-A	202	NAP	O4D-C1D-N1N-C6N
3	19-A	202	NAP	O4D-C1D-N1N-C6N
3	20-A	202	NAP	C2B-O2B-P2B-O3X
3	20-A	202	NAP	O4D-C1D-N1N-C6N
3	21-A	202	NAP	O4D-C1D-N1N-C6N
3	23-A	202	NAP	C2B-O2B-P2B-O3X
3	23-A	202	NAP	O4D-C1D-N1N-C6N
3	24-A	202	NAP	PA-O3-PN-O5D
3	24-A	202	NAP	O4D-C1D-N1N-C6N
3	25-A	202	NAP	C2B-O2B-P2B-O3X
3	25-A	202	NAP	O4D-C1D-N1N-C6N
3	26-A	202	NAP	C2B-O2B-P2B-O1X
3	26-A	202	NAP	PA-O3-PN-O5D
3	26-A	202	NAP	O4D-C1D-N1N-C6N
3	27-A	202	NAP	PA-O3-PN-O5D
3	27-A	202	NAP	O4D-C1D-N1N-C6N
3	28-A	202	NAP	O4D-C1D-N1N-C6N
3	29-A	202	NAP	O4D-C1D-N1N-C6N
3	30-A	202	NAP	O4D-C1D-N1N-C6N
3	31-A	202	NAP	C2B-O2B-P2B-O3X
3	31-A	202	NAP	O4D-C1D-N1N-C6N
3	32-A	202	NAP	O4D-C1D-N1N-C2N
3	32-A	202	NAP	O4D-C1D-N1N-C6N
3	33-A	202	NAP	C2B-O2B-P2B-O3X
3	33-A	202	NAP	O4D-C1D-N1N-C6N
3	34-A	202	NAP	C2B-O2B-P2B-O1X
3	34-A	202	NAP	O4D-C1D-N1N-C6N
3	35-A	202	NAP	O4D-C1D-N1N-C2N
3	35-A	202	NAP	O4D-C1D-N1N-C6N
3	35-A	202	NAP	C2D-C1D-N1N-C2N
3	36-A	202	NAP	PA-O3-PN-O5D
3	36-A	202	NAP	O4D-C1D-N1N-C6N
3	37-A	202	NAP	C2B-O2B-P2B-O3X

Continued on next page...

Continued from previous page...

Mol	Chain	Res	Type	Atoms
3	37-A	202	NAP	PA-O3-PN-O5D
3	37-A	202	NAP	O4D-C1D-N1N-C6N
3	38-A	202	NAP	PA-O3-PN-O5D
3	39-A	202	NAP	PA-O3-PN-O5D
3	39-A	202	NAP	O4D-C1D-N1N-C6N
3	40-A	202	NAP	C2B-O2B-P2B-O1X
3	40-A	202	NAP	O4D-C1D-N1N-C6N
3	42-A	202	NAP	O4D-C1D-N1N-C6N
3	44-A	202	NAP	O4D-C1D-N1N-C6N
3	45-A	202	NAP	O4D-C1D-N1N-C6N
3	46-A	202	NAP	C2B-O2B-P2B-O3X
3	46-A	202	NAP	O4D-C1D-N1N-C6N
3	47-A	202	NAP	C2B-O2B-P2B-O1X
3	47-A	202	NAP	O4D-C1D-N1N-C6N
3	48-A	202	NAP	O4D-C1D-N1N-C6N
3	50-A	202	NAP	C2B-O2B-P2B-O3X
3	50-A	202	NAP	O4D-C1D-N1N-C6N
3	51-A	202	NAP	O4D-C1D-N1N-C6N
3	52-A	202	NAP	O4D-C1D-N1N-C6N
3	53-A	202	NAP	C2B-O2B-P2B-O1X
3	53-A	202	NAP	O4D-C1D-N1N-C6N
3	54-A	202	NAP	C5B-O5B-PA-O3
3	54-A	202	NAP	C3B-C4B-C5B-O5B
3	54-A	202	NAP	O4D-C1D-N1N-C6N
3	55-A	202	NAP	C2B-O2B-P2B-O1X
3	55-A	202	NAP	O4D-C1D-N1N-C2N
3	55-A	202	NAP	O4D-C1D-N1N-C6N
3	55-A	202	NAP	C2D-C1D-N1N-C2N
3	56-A	202	NAP	O4D-C1D-N1N-C6N
3	57-A	202	NAP	C2B-O2B-P2B-O3X
3	57-A	202	NAP	PA-O3-PN-O5D
3	57-A	202	NAP	O4D-C1D-N1N-C6N
3	58-A	202	NAP	C2B-O2B-P2B-O3X
3	58-A	202	NAP	PA-O3-PN-O5D
3	59-A	202	NAP	C2B-O2B-P2B-O3X
3	59-A	202	NAP	PA-O3-PN-O5D
3	59-A	202	NAP	O4D-C1D-N1N-C6N
3	60-A	202	NAP	C2B-O2B-P2B-O3X
3	60-A	202	NAP	O4D-C1D-N1N-C6N
3	61-A	202	NAP	C2B-O2B-P2B-O3X
3	61-A	202	NAP	O4D-C1D-N1N-C6N
3	62-A	202	NAP	O4D-C1D-N1N-C6N

Continued on next page...

Continued from previous page...

Mol	Chain	Res	Type	Atoms
3	63-A	202	NAP	C2B-O2B-P2B-O1X
3	63-A	202	NAP	PA-O3-PN-O5D
3	64-A	202	NAP	O4D-C1D-N1N-C6N
3	65-A	202	NAP	O4D-C1D-N1N-C6N
3	66-A	202	NAP	O4D-C1D-N1N-C6N
3	68-A	202	NAP	C2B-O2B-P2B-O1X
3	68-A	202	NAP	PA-O3-PN-O5D
3	68-A	202	NAP	O4D-C1D-N1N-C6N
3	69-A	202	NAP	O4D-C1D-N1N-C6N
3	70-A	202	NAP	O4D-C1D-N1N-C6N
3	71-A	202	NAP	C2B-O2B-P2B-O1X
3	71-A	202	NAP	O4D-C1D-N1N-C6N
3	72-A	202	NAP	PA-O3-PN-O5D
3	72-A	202	NAP	O4D-C1D-N1N-C6N
3	73-A	202	NAP	C2B-O2B-P2B-O3X
3	73-A	202	NAP	O4D-C1D-N1N-C2N
3	73-A	202	NAP	O4D-C1D-N1N-C6N
3	73-A	202	NAP	C2D-C1D-N1N-C2N
3	74-A	202	NAP	C2B-O2B-P2B-O1X
3	74-A	202	NAP	O4D-C1D-N1N-C6N
3	75-A	202	NAP	PA-O3-PN-O5D
3	75-A	202	NAP	O4D-C1D-N1N-C6N
3	76-A	202	NAP	O4D-C1D-N1N-C6N
3	77-A	202	NAP	PA-O3-PN-O5D
3	78-A	202	NAP	C2B-O2B-P2B-O3X
3	78-A	202	NAP	O4D-C1D-N1N-C6N
3	79-A	202	NAP	PA-O3-PN-O5D
3	79-A	202	NAP	O4D-C1D-N1N-C6N
3	80-A	202	NAP	C2B-O2B-P2B-O1X
3	80-A	202	NAP	PA-O3-PN-O5D
3	80-A	202	NAP	O4D-C1D-N1N-C6N
2	78-A	201	FOL	CB-CA-N-C
2	80-A	201	FOL	CB-CA-N-C
2	55-A	201	FOL	O-C-N-CA
2	67-A	201	FOL	O-C-N-CA
2	72-A	201	FOL	O-C-N-CA
2	48-A	201	FOL	C11-C-N-CA
2	61-A	201	FOL	C11-C-N-CA
2	68-A	201	FOL	C11-C-N-CA
2	69-A	201	FOL	C11-C-N-CA
2	70-A	201	FOL	C11-C-N-CA
2	75-A	201	FOL	C11-C-N-CA

Continued on next page...

Continued from previous page...

Mol	Chain	Res	Type	Atoms
2	74-A	201	FOL	O-C-C11-C16
2	71-A	201	FOL	O-C-C11-C16
2	74-A	201	FOL	O-C-C11-C12
2	71-A	201	FOL	N-C-C11-C16
2	74-A	201	FOL	N-C-C11-C12
2	62-A	201	FOL	CB-CA-N-C
2	74-A	201	FOL	N-C-C11-C16
2	7-A	201	FOL	O-C-N-CA
2	48-A	201	FOL	O-C-N-CA
2	64-A	201	FOL	O-C-N-CA
2	71-A	201	FOL	O-C-N-CA
2	7-A	201	FOL	C11-C-N-CA
2	47-A	201	FOL	C11-C-N-CA
2	62-A	201	FOL	C11-C-N-CA
2	64-A	201	FOL	C11-C-N-CA
2	74-A	201	FOL	C11-C-N-CA
2	71-A	201	FOL	O-C-C11-C12
2	71-A	201	FOL	N-C-C11-C12
2	75-A	201	FOL	CT-CA-N-C
2	76-A	201	FOL	CT-CA-N-C
2	72-A	201	FOL	N-C-C11-C12
2	5-A	201	FOL	N-CA-CB-CG
2	8-A	201	FOL	N-CA-CB-CG
2	9-A	201	FOL	N-CA-CB-CG
2	25-A	201	FOL	N-CA-CB-CG
2	32-A	201	FOL	N-CA-CB-CG
2	38-A	201	FOL	N-CA-CB-CG
2	42-A	201	FOL	N-CA-CB-CG
2	63-A	201	FOL	N-CA-CB-CG
2	76-A	201	FOL	N-CA-CB-CG
2	78-A	201	FOL	N-CA-CB-CG
2	79-A	201	FOL	N-CA-CB-CG
2	80-A	201	FOL	N-CA-CB-CG
2	74-A	201	FOL	O-C-N-CA
2	64-A	201	FOL	C13-C14-N10-C9
2	72-A	201	FOL	N-C-C11-C16
2	8-A	201	FOL	CA-CB-CG-CD
2	56-A	201	FOL	CA-CB-CG-CD
2	62-A	201	FOL	CA-CB-CG-CD
2	72-A	201	FOL	O-C-C11-C12
2	47-A	201	FOL	O-C-N-CA
2	62-A	201	FOL	O-C-N-CA

Continued on next page...

Continued from previous page...

Mol	Chain	Res	Type	Atoms
3	54-A	202	NAP	O4B-C4B-C5B-O5B
2	66-A	201	FOL	C15-C14-N10-C9
2	67-A	201	FOL	C13-C14-N10-C9
2	69-A	201	FOL	C13-C14-N10-C9
2	70-A	201	FOL	C13-C14-N10-C9
2	70-A	201	FOL	C15-C14-N10-C9
2	7-A	201	FOL	CB-CA-N-C
2	64-A	201	FOL	C15-C14-N10-C9
2	69-A	201	FOL	C15-C14-N10-C9
2	35-A	201	FOL	N-CA-CB-CG
2	49-A	201	FOL	N-CA-CB-CG
2	76-A	201	FOL	C11-C-N-CA
2	66-A	201	FOL	C13-C14-N10-C9
2	67-A	201	FOL	C15-C14-N10-C9
2	72-A	201	FOL	O-C-C11-C16
2	67-A	201	FOL	CA-CB-CG-CD
2	80-A	201	FOL	N-C-C11-C12
2	8-A	201	FOL	CT-CA-CB-CG
2	9-A	201	FOL	CT-CA-CB-CG
2	10-A	201	FOL	CT-CA-CB-CG
2	12-A	201	FOL	CT-CA-CB-CG
2	17-A	201	FOL	CT-CA-CB-CG
2	23-A	201	FOL	CT-CA-CB-CG
2	35-A	201	FOL	CT-CA-CB-CG
2	38-A	201	FOL	CT-CA-CB-CG
2	42-A	201	FOL	CT-CA-CB-CG
2	49-A	201	FOL	CT-CA-CB-CG
2	57-A	201	FOL	CT-CA-CB-CG
2	63-A	201	FOL	CT-CA-CB-CG
2	64-A	201	FOL	CT-CA-CB-CG
2	80-A	201	FOL	CT-CA-CB-CG
2	55-A	201	FOL	N-CA-CB-CG
2	73-A	201	FOL	C13-C14-N10-C9
2	10-A	201	FOL	C11-C-N-CA
2	73-A	201	FOL	C15-C14-N10-C9
2	40-A	201	FOL	C11-C-N-CA
2	80-A	201	FOL	N-C-C11-C16
2	80-A	201	FOL	O-C-C11-C12
2	76-A	201	FOL	O-C-N-CA
2	64-A	201	FOL	CB-CA-CT-O1
2	65-A	201	FOL	CB-CA-CT-O1
2	63-A	201	FOL	C6-C9-N10-C14

Continued on next page...

Continued from previous page...

Mol	Chain	Res	Type	Atoms
2	49-A	201	FOL	CA-CB-CG-CD
2	2-A	201	FOL	CT-CA-CB-CG
2	25-A	201	FOL	CT-CA-CB-CG
2	43-A	201	FOL	CT-CA-CB-CG
2	76-A	201	FOL	CT-CA-CB-CG
2	78-A	201	FOL	CT-CA-CB-CG
2	24-A	201	FOL	N-CA-CB-CG
2	43-A	201	FOL	N-CA-CB-CG
2	71-A	201	FOL	C15-C14-N10-C9
2	75-A	201	FOL	N-CA-CT-O2
2	57-A	201	FOL	CB-CA-CT-O1
2	64-A	201	FOL	CB-CA-CT-O2
2	65-A	201	FOL	CB-CA-CT-O2
2	35-A	201	FOL	CA-CB-CG-CD
2	41-A	201	FOL	CA-CB-CG-CD
2	80-A	201	FOL	O-C-N-CA
2	35-A	201	FOL	C11-C-N-CA
2	67-A	201	FOL	CT-CA-N-C
2	80-A	201	FOL	O-C-C11-C16
2	42-A	201	FOL	CA-CB-CG-CD
2	77-A	201	FOL	CA-CB-CG-CD
2	71-A	201	FOL	C13-C14-N10-C9
2	71-A	201	FOL	N-CA-CT-O1
2	71-A	201	FOL	N-CA-CT-O2
2	75-A	201	FOL	N-CA-CT-O1
2	79-A	201	FOL	N-CA-CT-O2
2	10-A	201	FOL	O-C-N-CA
2	30-A	201	FOL	C11-C-N-CA
2	52-A	201	FOL	C11-C-N-CA
2	57-A	201	FOL	CB-CA-CT-O2
2	12-A	201	FOL	N-CA-CB-CG
2	15-A	201	FOL	N-CA-CB-CG
2	31-A	201	FOL	N-CA-CB-CG
2	11-A	201	FOL	C11-C-N-CA
2	24-A	201	FOL	C11-C-N-CA
2	15-A	201	FOL	CT-CA-CB-CG
2	40-A	201	FOL	O-C-N-CA
3	80-A	202	NAP	C3B-C4B-C5B-O5B
2	9-A	201	FOL	CA-CB-CG-CD
2	61-A	201	FOL	CA-CB-CG-CD
2	11-A	201	FOL	O-C-N-CA
2	24-A	201	FOL	O-C-N-CA

Continued on next page...

Continued from previous page...

Mol	Chain	Res	Type	Atoms
2	35-A	201	FOL	O-C-N-CA
2	7-A	201	FOL	N-CA-CT-O1
2	58-A	201	FOL	CB-CA-CT-O1
2	58-A	201	FOL	CB-CA-CT-O2
2	68-A	201	FOL	O-C-C11-C12
2	52-A	201	FOL	O-C-N-CA
2	30-A	201	FOL	O-C-N-CA
2	58-A	201	FOL	CB-CA-N-C
2	28-A	201	FOL	N-CA-CT-O2
2	64-A	201	FOL	N-CA-CT-O2
2	67-A	201	FOL	N-CA-CT-O1
2	72-A	201	FOL	N-CA-CT-O1
2	72-A	201	FOL	N-CA-CT-O2
2	74-A	201	FOL	N-CA-CT-O1
2	33-A	201	FOL	CT-CA-CB-CG
2	48-A	201	FOL	CT-CA-CB-CG
2	58-A	201	FOL	CT-CA-CB-CG
2	66-A	201	FOL	CT-CA-CB-CG
2	72-A	201	FOL	CT-CA-CB-CG
2	9-A	201	FOL	C11-C-N-CA
2	80-A	201	FOL	C11-C-N-CA
2	68-A	201	FOL	N-C-C11-C12
2	9-A	201	FOL	O-C-N-CA
2	7-A	201	FOL	N-CA-CT-O2
2	28-A	201	FOL	N-CA-CT-O1
2	64-A	201	FOL	N-CA-CT-O1
2	67-A	201	FOL	N-CA-CT-O2
2	79-A	201	FOL	N-CA-CT-O1
3	2-A	202	NAP	PA-O3-PN-O5D
3	4-A	202	NAP	PA-O3-PN-O5D
3	7-A	202	NAP	PA-O3-PN-O5D
3	14-A	202	NAP	PA-O3-PN-O5D
3	15-A	202	NAP	PA-O3-PN-O5D
3	16-A	202	NAP	PA-O3-PN-O5D
3	18-A	202	NAP	PA-O3-PN-O5D
3	19-A	202	NAP	PA-O3-PN-O5D
3	20-A	202	NAP	PA-O3-PN-O5D
3	21-A	202	NAP	PA-O3-PN-O5D
3	23-A	202	NAP	PA-O3-PN-O5D
3	28-A	202	NAP	PA-O3-PN-O5D
3	30-A	202	NAP	PA-O3-PN-O5D
3	31-A	202	NAP	PA-O3-PN-O5D

Continued on next page...

Continued from previous page...

Mol	Chain	Res	Type	Atoms
3	34-A	202	NAP	PA-O3-PN-O5D
3	35-A	202	NAP	PA-O3-PN-O5D
3	40-A	202	NAP	PA-O3-PN-O5D
3	41-A	202	NAP	PA-O3-PN-O5D
3	43-A	202	NAP	PA-O3-PN-O5D
3	45-A	202	NAP	PA-O3-PN-O5D
3	46-A	202	NAP	PA-O3-PN-O5D
3	47-A	202	NAP	PA-O3-PN-O5D
3	48-A	202	NAP	PA-O3-PN-O5D
3	49-A	202	NAP	PA-O3-PN-O5D
3	50-A	202	NAP	PA-O3-PN-O5D
3	51-A	202	NAP	PA-O3-PN-O5D
3	52-A	202	NAP	PA-O3-PN-O5D
3	54-A	202	NAP	PA-O3-PN-O5D
3	56-A	202	NAP	PA-O3-PN-O5D
3	60-A	202	NAP	PA-O3-PN-O5D
3	61-A	202	NAP	PA-O3-PN-O5D
3	62-A	202	NAP	PA-O3-PN-O5D
3	64-A	202	NAP	PA-O3-PN-O5D
3	65-A	202	NAP	PA-O3-PN-O5D
3	66-A	202	NAP	PA-O3-PN-O5D
3	67-A	202	NAP	PA-O3-PN-O5D
3	70-A	202	NAP	PA-O3-PN-O5D
3	71-A	202	NAP	PA-O3-PN-O5D
3	76-A	202	NAP	PA-O3-PN-O5D
2	26-A	201	FOL	CA-CB-CG-CD
2	46-A	201	FOL	CA-CB-CG-CD
2	47-A	201	FOL	CA-CB-CG-CD
3	8-A	202	NAP	C2B-O2B-P2B-O1X
3	12-A	202	NAP	C2B-O2B-P2B-O1X
3	15-A	202	NAP	C2B-O2B-P2B-O1X
3	20-A	202	NAP	C2B-O2B-P2B-O1X
3	22-A	202	NAP	C2B-O2B-P2B-O1X
3	23-A	202	NAP	C2B-O2B-P2B-O1X
3	28-A	202	NAP	C2B-O2B-P2B-O1X
3	46-A	202	NAP	C2B-O2B-P2B-O1X
3	58-A	202	NAP	C2B-O2B-P2B-O1X
2	77-A	201	FOL	CB-CA-N-C
2	31-A	201	FOL	CT-CA-CB-CG
2	62-A	201	FOL	CT-CA-CB-CG
2	69-A	201	FOL	CT-CA-CB-CG
2	75-A	201	FOL	CT-CA-CB-CG

Continued on next page...

Continued from previous page...

Mol	Chain	Res	Type	Atoms
2	74-A	201	FOL	N-CA-CT-O2
2	54-A	201	FOL	CA-CB-CG-CD
2	72-A	201	FOL	CA-CB-CG-CD
2	39-A	201	FOL	CB-CA-CT-O2
2	79-A	201	FOL	CB-CA-CT-O2
2	31-A	201	FOL	O-C-N-CA
3	5-A	202	NAP	C2B-O2B-P2B-O3X
3	7-A	202	NAP	C2B-O2B-P2B-O3X
3	10-A	202	NAP	C2B-O2B-P2B-O3X
3	13-A	202	NAP	C2B-O2B-P2B-O3X
3	19-A	202	NAP	C2B-O2B-P2B-O3X
3	22-A	202	NAP	C2B-O2B-P2B-O3X
3	26-A	202	NAP	C2B-O2B-P2B-O3X
3	28-A	202	NAP	C2B-O2B-P2B-O3X
3	29-A	202	NAP	C2B-O2B-P2B-O3X
3	32-A	202	NAP	C2B-O2B-P2B-O3X
3	34-A	202	NAP	C2B-O2B-P2B-O3X
3	40-A	202	NAP	C2B-O2B-P2B-O3X
3	41-A	202	NAP	C2B-O2B-P2B-O3X
3	43-A	202	NAP	C2B-O2B-P2B-O3X
3	44-A	202	NAP	C2B-O2B-P2B-O3X
3	49-A	202	NAP	C2B-O2B-P2B-O3X
3	52-A	202	NAP	C2B-O2B-P2B-O3X
3	53-A	202	NAP	C2B-O2B-P2B-O3X
3	56-A	202	NAP	C2B-O2B-P2B-O3X
3	63-A	202	NAP	C2B-O2B-P2B-O3X
3	67-A	202	NAP	C2B-O2B-P2B-O3X
3	70-A	202	NAP	C2B-O2B-P2B-O3X
3	71-A	202	NAP	C2B-O2B-P2B-O3X
3	72-A	202	NAP	C2B-O2B-P2B-O3X
3	74-A	202	NAP	C2B-O2B-P2B-O3X
3	75-A	202	NAP	C2B-O2B-P2B-O3X
3	80-A	202	NAP	C2B-O2B-P2B-O3X
2	64-A	201	FOL	C6-C9-N10-C14
2	67-A	201	FOL	C6-C9-N10-C14
3	54-A	202	NAP	C5B-O5B-PA-O1A
3	54-A	202	NAP	C5B-O5B-PA-O2A
2	46-A	201	FOL	O-C-N-CA
2	38-A	201	FOL	CB-CA-CT-O2
2	56-A	201	FOL	CB-CA-CT-O2
2	75-A	201	FOL	CB-CA-CT-O2
2	53-A	201	FOL	C11-C-N-CA

Continued on next page...

Continued from previous page...

Mol	Chain	Res	Type	Atoms
2	54-A	201	FOL	C11-C-N-CA
2	68-A	201	FOL	O-C-C11-C16
2	48-A	201	FOL	N-CA-CB-CG
2	57-A	201	FOL	N-CA-CB-CG
2	61-A	201	FOL	N-CA-CT-O2
2	39-A	201	FOL	CB-CA-CT-O1
2	56-A	201	FOL	CB-CA-CT-O1
2	70-A	201	FOL	CB-CA-CT-O1
2	70-A	201	FOL	CB-CA-CT-O2
2	71-A	201	FOL	CB-CA-CT-O1
2	40-A	201	FOL	CA-CB-CG-CD
2	71-A	201	FOL	CA-CB-CG-CD
2	53-A	201	FOL	O-C-N-CA
2	31-A	201	FOL	C11-C-N-CA
2	68-A	201	FOL	N-C-C11-C16
2	71-A	201	FOL	CB-CA-CT-O2
2	75-A	201	FOL	CB-CA-CT-O1
2	70-A	201	FOL	C6-C9-N10-C14
2	75-A	201	FOL	CA-CB-CG-CD
2	36-A	201	FOL	CT-CA-CB-CG
2	41-A	201	FOL	CT-CA-CB-CG
2	71-A	201	FOL	N-CA-CB-CG
2	8-A	201	FOL	OE1-CD-CG-CB
2	46-A	201	FOL	C11-C-N-CA
2	3-A	201	FOL	O-C-N-CA
2	34-A	201	FOL	OE1-CD-CG-CB
2	67-A	201	FOL	OE1-CD-CG-CB
2	71-A	201	FOL	OE2-CD-CG-CB
2	38-A	201	FOL	CB-CA-CT-O1
2	79-A	201	FOL	CB-CA-CT-O1
2	24-A	201	FOL	CA-CB-CG-CD
2	20-A	201	FOL	C11-C-N-CA
2	16-A	201	FOL	OE1-CD-CG-CB
2	77-A	201	FOL	OE1-CD-CG-CB
2	6-A	201	FOL	OE1-CD-CG-CB
2	44-A	201	FOL	OE1-CD-CG-CB
2	69-A	201	FOL	OE1-CD-CG-CB
2	20-A	201	FOL	OE1-CD-CG-CB
2	27-A	201	FOL	OE1-CD-CG-CB
2	28-A	201	FOL	OE1-CD-CG-CB
2	24-A	201	FOL	OE2-CD-CG-CB
2	29-A	201	FOL	OE2-CD-CG-CB

Continued on next page...

Continued from previous page...

Mol	Chain	Res	Type	Atoms
2	31-A	201	FOL	OE1-CD-CG-CB
2	71-A	201	FOL	OE1-CD-CG-CB
2	3-A	201	FOL	OE1-CD-CG-CB
2	7-A	201	FOL	OE2-CD-CG-CB
2	63-A	201	FOL	OE1-CD-CG-CB
2	5-A	201	FOL	OE1-CD-CG-CB
2	45-A	201	FOL	OE2-CD-CG-CB
2	29-A	201	FOL	OE1-CD-CG-CB
2	38-A	201	FOL	OE1-CD-CG-CB
2	45-A	201	FOL	OE1-CD-CG-CB
2	3-A	201	FOL	C11-C-N-CA
2	18-A	201	FOL	O-C-N-CA
2	4-A	201	FOL	OE2-CD-CG-CB
2	67-A	201	FOL	OE2-CD-CG-CB
2	4-A	201	FOL	OE1-CD-CG-CB
2	7-A	201	FOL	OE1-CD-CG-CB
2	27-A	201	FOL	OE2-CD-CG-CB
2	34-A	201	FOL	OE2-CD-CG-CB
2	41-A	201	FOL	OE2-CD-CG-CB
2	78-A	201	FOL	OE2-CD-CG-CB
2	8-A	201	FOL	OE2-CD-CG-CB
2	16-A	201	FOL	OE2-CD-CG-CB
2	41-A	201	FOL	OE1-CD-CG-CB
2	78-A	201	FOL	OE1-CD-CG-CB
2	36-A	201	FOL	N-CA-CB-CG
2	66-A	201	FOL	N-CA-CB-CG
2	5-A	201	FOL	OE2-CD-CG-CB
2	6-A	201	FOL	OE2-CD-CG-CB
2	24-A	201	FOL	OE1-CD-CG-CB
2	28-A	201	FOL	OE2-CD-CG-CB
2	72-A	201	FOL	OE1-CD-CG-CB
2	77-A	201	FOL	OE2-CD-CG-CB
2	20-A	201	FOL	OE2-CD-CG-CB
2	44-A	201	FOL	OE2-CD-CG-CB
2	72-A	201	FOL	OE2-CD-CG-CB
2	11-A	201	FOL	OE2-CD-CG-CB
2	59-A	201	FOL	OE1-CD-CG-CB
2	63-A	201	FOL	OE2-CD-CG-CB
2	61-A	201	FOL	N-CA-CT-O1
2	69-A	201	FOL	OE2-CD-CG-CB
2	58-A	201	FOL	CT-CA-N-C
2	8-A	201	FOL	C6-C9-N10-C14

Continued on next page...

Continued from previous page...

Mol	Chain	Res	Type	Atoms
2	19-A	201	FOL	C6-C9-N10-C14
2	47-A	201	FOL	C6-C9-N10-C14
2	11-A	201	FOL	OE1-CD-CG-CB
2	38-A	201	FOL	OE2-CD-CG-CB
2	68-A	201	FOL	OE1-CD-CG-CB
2	76-A	201	FOL	OE2-CD-CG-CB
2	59-A	201	FOL	OE2-CD-CG-CB
2	31-A	201	FOL	CA-CB-CG-CD
2	64-A	201	FOL	CA-CB-CG-CD
2	3-A	201	FOL	OE2-CD-CG-CB
2	73-A	201	FOL	OE2-CD-CG-CB
2	31-A	201	FOL	OE2-CD-CG-CB
2	15-A	201	FOL	OE2-CD-CG-CB
2	33-A	201	FOL	OE2-CD-CG-CB
2	57-A	201	FOL	OE2-CD-CG-CB
2	62-A	201	FOL	OE2-CD-CG-CB
2	80-A	201	FOL	CB-CA-CT-O1
2	80-A	201	FOL	CB-CA-CT-O2
2	17-A	201	FOL	OE2-CD-CG-CB
2	35-A	201	FOL	OE2-CD-CG-CB
2	39-A	201	FOL	OE2-CD-CG-CB
3	22-A	202	NAP	PA-O3-PN-O5D
3	44-A	202	NAP	PA-O3-PN-O5D
2	15-A	201	FOL	OE1-CD-CG-CB
2	35-A	201	FOL	OE1-CD-CG-CB
2	39-A	201	FOL	OE1-CD-CG-CB
2	20-A	201	FOL	O-C-N-CA
2	18-A	201	FOL	C11-C-N-CA
2	56-A	201	FOL	OE1-CD-CG-CB
2	62-A	201	FOL	OE1-CD-CG-CB
3	54-A	202	NAP	C1B-C2B-O2B-P2B
2	33-A	201	FOL	OE1-CD-CG-CB
2	48-A	201	FOL	OE2-CD-CG-CB
2	57-A	201	FOL	OE1-CD-CG-CB
2	58-A	201	FOL	OE2-CD-CG-CB
2	66-A	201	FOL	OE2-CD-CG-CB
2	33-A	201	FOL	N-CA-CB-CG
2	69-A	201	FOL	N-CA-CB-CG
3	25-A	202	NAP	C2B-O2B-P2B-O1X
2	17-A	201	FOL	OE1-CD-CG-CB
2	56-A	201	FOL	OE2-CD-CG-CB
2	76-A	201	FOL	OE1-CD-CG-CB

Continued on next page...

Continued from previous page...

Mol	Chain	Res	Type	Atoms
2	78-A	201	FOL	CB-CA-CT-O1
2	15-A	201	FOL	CA-CB-CG-CD
2	43-A	201	FOL	CA-CB-CG-CD
2	12-A	201	FOL	OE2-CD-CG-CB
2	52-A	201	FOL	OE2-CD-CG-CB
2	53-A	201	FOL	OE2-CD-CG-CB
2	70-A	201	FOL	OE1-CD-CG-CB
2	19-A	201	FOL	OE2-CD-CG-CB
2	58-A	201	FOL	OE1-CD-CG-CB
2	73-A	201	FOL	OE1-CD-CG-CB
2	3-A	201	FOL	N-CA-CB-CG
2	50-A	201	FOL	CT-CA-CB-CG
2	19-A	201	FOL	OE1-CD-CG-CB
2	30-A	201	FOL	OE1-CD-CG-CB
2	42-A	201	FOL	OE1-CD-CG-CB
3	80-A	202	NAP	O4B-C4B-C5B-O5B
2	12-A	201	FOL	OE1-CD-CG-CB
2	66-A	201	FOL	OE1-CD-CG-CB
2	70-A	201	FOL	OE2-CD-CG-CB
2	48-A	201	FOL	OE1-CD-CG-CB
2	53-A	201	FOL	OE1-CD-CG-CB
2	37-A	201	FOL	CA-CB-CG-CD
2	7-A	201	FOL	CB-CA-CT-O2
3	30-A	202	NAP	C3B-C2B-O2B-P2B
2	30-A	201	FOL	OE2-CD-CG-CB
2	42-A	201	FOL	OE2-CD-CG-CB
3	3-A	202	NAP	C2D-C1D-N1N-C2N
3	4-A	202	NAP	C2D-C1D-N1N-C2N
3	6-A	202	NAP	C2D-C1D-N1N-C2N
3	13-A	202	NAP	C2D-C1D-N1N-C2N
3	16-A	202	NAP	C2D-C1D-N1N-C2N
3	18-A	202	NAP	C2D-C1D-N1N-C2N
3	19-A	202	NAP	C2D-C1D-N1N-C2N
3	20-A	202	NAP	C2D-C1D-N1N-C2N
3	26-A	202	NAP	C2D-C1D-N1N-C2N
3	27-A	202	NAP	C2D-C1D-N1N-C2N
3	29-A	202	NAP	C2D-C1D-N1N-C2N
3	32-A	202	NAP	C2D-C1D-N1N-C2N
3	36-A	202	NAP	C2B-O2B-P2B-O3X
3	44-A	202	NAP	C2D-C1D-N1N-C2N
3	45-A	202	NAP	C2D-C1D-N1N-C2N
3	46-A	202	NAP	C2D-C1D-N1N-C2N

Continued on next page...

Continued from previous page...

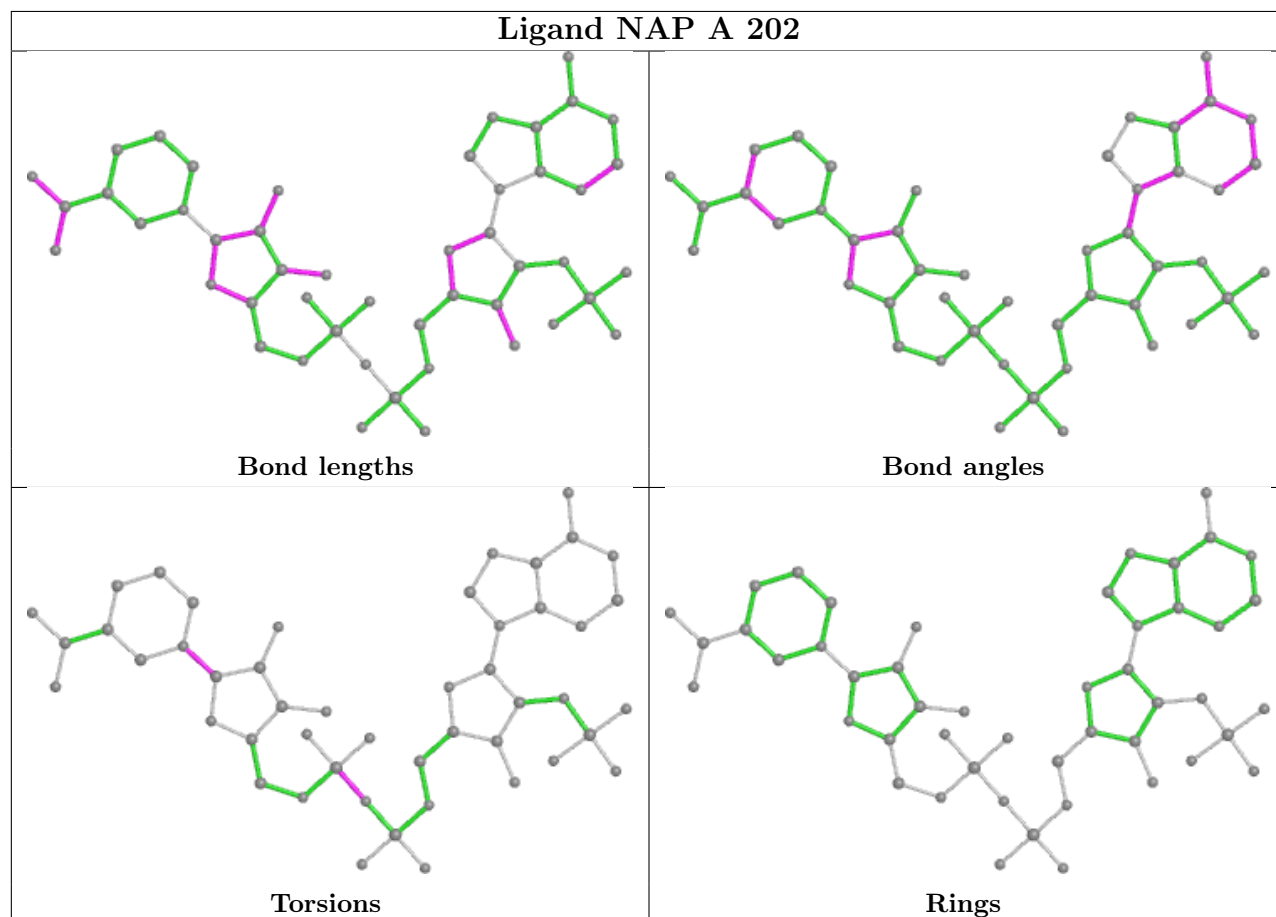
Mol	Chain	Res	Type	Atoms
3	48-A	202	NAP	C2D-C1D-N1N-C2N
3	53-A	202	NAP	C2D-C1D-N1N-C2N
3	54-A	202	NAP	C2D-C1D-N1N-C2N
3	60-A	202	NAP	C2D-C1D-N1N-C2N
3	65-A	202	NAP	C2B-O2B-P2B-O3X
3	66-A	202	NAP	C2B-O2B-P2B-O3X
3	68-A	202	NAP	C2D-C1D-N1N-C2N
3	69-A	202	NAP	C2D-C1D-N1N-C2N
3	70-A	202	NAP	C2D-C1D-N1N-C2N
3	73-A	202	NAP	C2D-C1D-N1N-C6N
3	76-A	202	NAP	C2D-C1D-N1N-C2N
2	5-A	201	FOL	C6-C9-N10-C14
2	11-A	201	FOL	C6-C9-N10-C14
2	26-A	201	FOL	C6-C9-N10-C14
2	55-A	201	FOL	C6-C9-N10-C14
2	66-A	201	FOL	C6-C9-N10-C14
3	75-A	202	NAP	C3B-C4B-C5B-O5B
2	65-A	201	FOL	OE2-CD-CG-CB
2	68-A	201	FOL	OE2-CD-CG-CB
2	59-A	201	FOL	C11-C-N-CA
3	58-A	202	NAP	C5B-O5B-PA-O1A
3	75-A	202	NAP	C5B-O5B-PA-O1A
2	51-A	201	FOL	OE2-CD-CG-CB
2	52-A	201	FOL	OE1-CD-CG-CB
2	65-A	201	FOL	OE1-CD-CG-CB
2	78-A	201	FOL	CB-CA-CT-O2
3	54-A	202	NAP	C3B-C2B-O2B-P2B
2	15-A	201	FOL	C11-C-N-CA
2	64-A	201	FOL	OE1-CD-CG-CB
2	43-A	201	FOL	OE1-CD-CG-CB
2	43-A	201	FOL	OE2-CD-CG-CB
2	64-A	201	FOL	OE2-CD-CG-CB

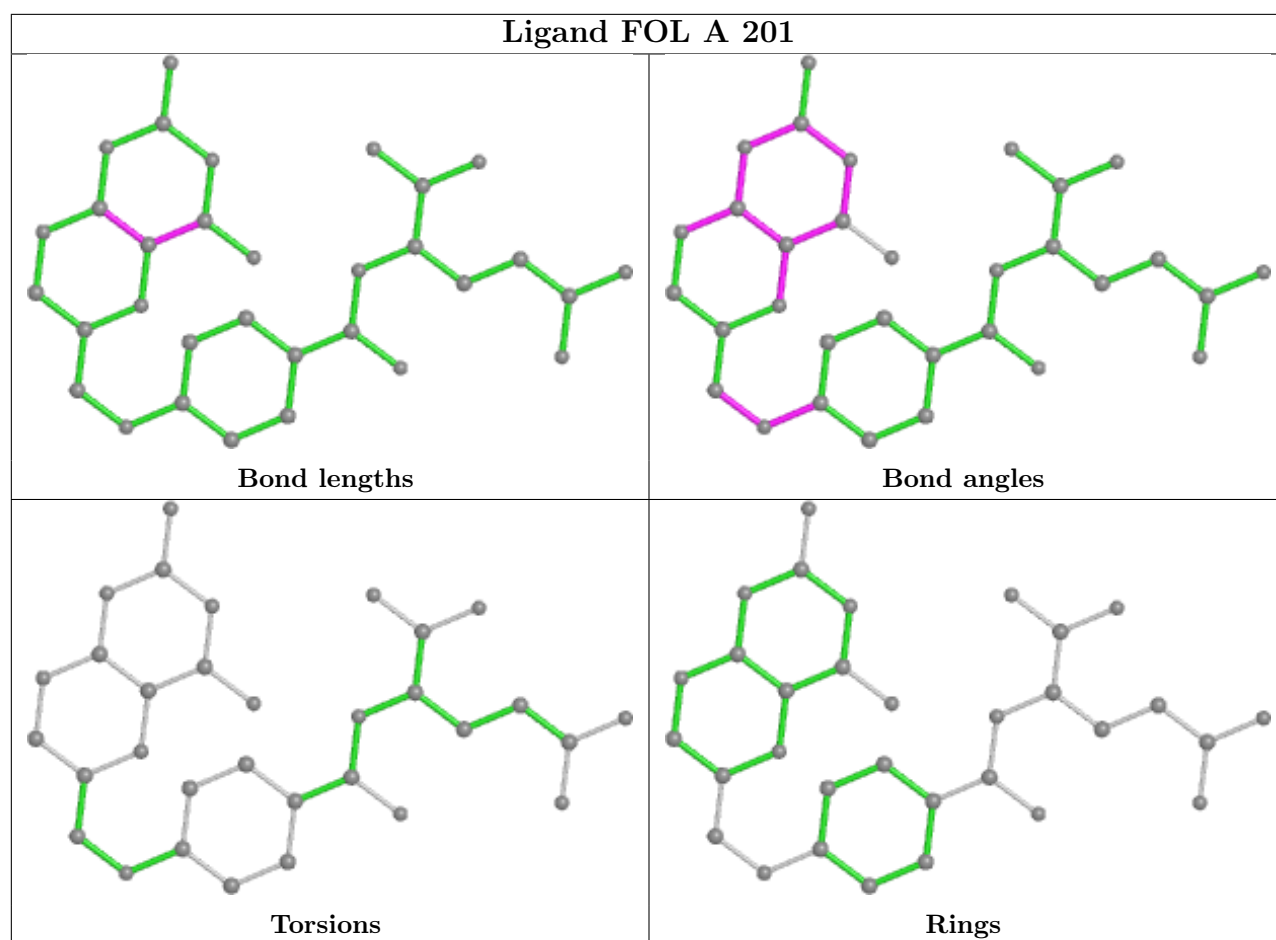
There are no ring outliers.

No monomer is involved in short contacts.

The following is a two-dimensional graphical depiction of Mogul quality analysis of bond lengths, bond angles, torsion angles, and ring geometry for all instances of the Ligand of Interest. In addition, ligands with molecular weight > 250 and outliers as shown on the validation Tables will also be included. For torsion angles, if less than 5% of the Mogul distribution of torsion angles is within 10 degrees of the torsion angle in question, then that torsion angle is considered an outlier. Any bond that is central to one or more torsion angles identified as an outlier by Mogul will be highlighted in the graph. For rings, the root-mean-square deviation (RMSD) between the ring

in question and similar rings identified by Mogul is calculated over all ring torsion angles. If the average RMSD is greater than 60 degrees and the minimal RMSD between the ring in question and any Mogul-identified rings is also greater than 60 degrees, then that ring is considered an outlier. The outliers are highlighted in purple. The color gray indicates Mogul did not find sufficient equivalents in the CSD to analyse the geometry.





5.7 Other polymers [i](#)

There are no such residues in this entry.

5.8 Polymer linkage issues [i](#)

There are no chain breaks in this entry.

6 Fit of model and data

6.1 Protein, DNA and RNA chains

In the following table, the column labelled ‘#RSRZ> 2’ contains the number (and percentage) of RSRZ outliers, followed by percent RSRZ outliers for the chain as percentile scores relative to all X-ray entries and entries of similar resolution. The OWAB column contains the minimum, median, 95th percentile and maximum values of the occupancy-weighted average B-factor per residue. The column labelled ‘Q< 0.9’ lists the number of (and percentage) of residues with an average occupancy less than 0.9.

Mol	Chain	Analysed	<RSRZ>	#RSRZ>2	OWAB(Å ²)	Q<0.9
1	1-A	159/159 (100%)	0.62	14 (8%) 10 9	8, 13, 18, 22	159 (100%)
1	2-A	159/159 (100%)	0.62	14 (8%) 10 9	8, 13, 18, 22	159 (100%)
1	3-A	159/159 (100%)	0.62	14 (8%) 10 9	8, 13, 18, 22	159 (100%)
1	4-A	159/159 (100%)	0.62	14 (8%) 10 9	8, 13, 18, 22	159 (100%)
1	5-A	159/159 (100%)	0.62	14 (8%) 10 9	8, 13, 18, 22	159 (100%)
1	6-A	159/159 (100%)	0.62	14 (8%) 10 9	8, 13, 18, 22	159 (100%)
1	7-A	159/159 (100%)	0.62	14 (8%) 10 9	8, 13, 18, 22	159 (100%)
1	8-A	159/159 (100%)	0.62	14 (8%) 10 9	8, 13, 18, 22	159 (100%)
1	9-A	159/159 (100%)	0.62	14 (8%) 10 9	8, 13, 18, 22	159 (100%)
1	10-A	159/159 (100%)	0.62	14 (8%) 10 9	8, 13, 18, 22	159 (100%)
1	11-A	159/159 (100%)	0.62	14 (8%) 10 9	8, 13, 18, 22	159 (100%)
1	12-A	159/159 (100%)	0.62	14 (8%) 10 9	8, 13, 18, 22	159 (100%)
1	13-A	159/159 (100%)	0.62	14 (8%) 10 9	8, 13, 18, 22	159 (100%)
1	14-A	159/159 (100%)	0.62	14 (8%) 10 9	8, 13, 18, 22	159 (100%)
1	15-A	159/159 (100%)	0.62	14 (8%) 10 9	8, 13, 18, 22	159 (100%)
1	16-A	159/159 (100%)	0.62	14 (8%) 10 9	8, 13, 18, 22	159 (100%)
1	17-A	159/159 (100%)	0.62	14 (8%) 10 9	8, 13, 18, 22	159 (100%)
1	18-A	159/159 (100%)	0.62	14 (8%) 10 9	8, 13, 18, 22	159 (100%)
1	19-A	159/159 (100%)	0.62	14 (8%) 10 9	8, 13, 18, 22	159 (100%)
1	20-A	159/159 (100%)	0.62	14 (8%) 10 9	8, 13, 18, 22	159 (100%)
1	21-A	159/159 (100%)	0.62	14 (8%) 10 9	8, 13, 18, 22	159 (100%)
1	22-A	159/159 (100%)	0.62	14 (8%) 10 9	8, 13, 18, 22	159 (100%)
1	23-A	159/159 (100%)	0.62	14 (8%) 10 9	8, 13, 18, 22	159 (100%)
1	24-A	159/159 (100%)	0.62	14 (8%) 10 9	8, 13, 18, 22	159 (100%)

Continued on next page...

Continued from previous page...

Mol	Chain	Analysed	<RSRZ>	#RSRZ>2	OWAB(Å ²)	Q<0.9
1	25-A	159/159 (100%)	0.62	14 (8%) 10 9	8, 13, 18, 22	159 (100%)
1	26-A	159/159 (100%)	0.62	14 (8%) 10 9	8, 13, 18, 22	159 (100%)
1	27-A	159/159 (100%)	0.62	14 (8%) 10 9	8, 13, 18, 22	159 (100%)
1	28-A	159/159 (100%)	0.62	14 (8%) 10 9	8, 13, 18, 22	159 (100%)
1	29-A	159/159 (100%)	0.62	14 (8%) 10 9	8, 13, 18, 22	159 (100%)
1	30-A	159/159 (100%)	0.62	14 (8%) 10 9	8, 13, 18, 22	159 (100%)
1	31-A	159/159 (100%)	0.62	14 (8%) 10 9	8, 13, 18, 22	159 (100%)
1	32-A	159/159 (100%)	0.62	14 (8%) 10 9	8, 13, 18, 22	159 (100%)
1	33-A	159/159 (100%)	0.62	14 (8%) 10 9	8, 13, 18, 22	159 (100%)
1	34-A	159/159 (100%)	0.62	14 (8%) 10 9	8, 13, 18, 22	159 (100%)
1	35-A	159/159 (100%)	0.62	14 (8%) 10 9	8, 13, 18, 22	159 (100%)
1	36-A	159/159 (100%)	0.62	14 (8%) 10 9	8, 13, 18, 22	159 (100%)
1	37-A	159/159 (100%)	0.62	14 (8%) 10 9	8, 13, 18, 22	159 (100%)
1	38-A	159/159 (100%)	0.62	14 (8%) 10 9	8, 13, 18, 22	159 (100%)
1	39-A	159/159 (100%)	0.62	14 (8%) 10 9	8, 13, 18, 22	159 (100%)
1	40-A	159/159 (100%)	0.62	14 (8%) 10 9	8, 13, 18, 22	159 (100%)
1	41-A	159/159 (100%)	0.62	14 (8%) 10 9	8, 13, 18, 22	159 (100%)
1	42-A	159/159 (100%)	0.62	14 (8%) 10 9	8, 13, 18, 22	159 (100%)
1	43-A	159/159 (100%)	0.62	14 (8%) 10 9	8, 13, 18, 22	159 (100%)
1	44-A	159/159 (100%)	0.62	14 (8%) 10 9	8, 13, 18, 22	159 (100%)
1	45-A	159/159 (100%)	0.62	14 (8%) 10 9	8, 13, 18, 22	159 (100%)
1	46-A	159/159 (100%)	0.62	14 (8%) 10 9	8, 13, 18, 22	159 (100%)
1	47-A	159/159 (100%)	0.62	14 (8%) 10 9	8, 13, 18, 22	159 (100%)
1	48-A	159/159 (100%)	0.62	14 (8%) 10 9	8, 13, 18, 22	159 (100%)
1	49-A	159/159 (100%)	0.62	14 (8%) 10 9	8, 13, 18, 22	159 (100%)
1	50-A	159/159 (100%)	0.62	14 (8%) 10 9	8, 13, 18, 22	159 (100%)
1	51-A	159/159 (100%)	0.62	14 (8%) 10 9	8, 13, 18, 22	159 (100%)
1	52-A	159/159 (100%)	0.62	14 (8%) 10 9	8, 13, 18, 22	159 (100%)
1	53-A	159/159 (100%)	0.62	14 (8%) 10 9	8, 13, 18, 22	159 (100%)
1	54-A	159/159 (100%)	0.62	14 (8%) 10 9	8, 13, 18, 22	159 (100%)
1	55-A	159/159 (100%)	0.62	14 (8%) 10 9	8, 13, 18, 22	159 (100%)

Continued on next page...

Continued from previous page...

Mol	Chain	Analysed	<RSRZ>	#RSRZ>2	OWAB(Å ²)	Q<0.9
1	56-A	159/159 (100%)	0.62	14 (8%) 10 9	8, 13, 18, 22	159 (100%)
1	57-A	159/159 (100%)	0.62	14 (8%) 10 9	8, 13, 18, 22	159 (100%)
1	58-A	159/159 (100%)	0.62	14 (8%) 10 9	8, 13, 18, 22	159 (100%)
1	59-A	159/159 (100%)	0.62	14 (8%) 10 9	8, 13, 18, 22	159 (100%)
1	60-A	159/159 (100%)	0.62	14 (8%) 10 9	8, 13, 18, 22	159 (100%)
1	61-A	159/159 (100%)	0.62	14 (8%) 10 9	8, 13, 18, 22	159 (100%)
1	62-A	159/159 (100%)	0.62	14 (8%) 10 9	8, 13, 18, 22	159 (100%)
1	63-A	159/159 (100%)	0.62	14 (8%) 10 9	8, 13, 18, 22	159 (100%)
1	64-A	159/159 (100%)	0.62	14 (8%) 10 9	8, 13, 18, 22	159 (100%)
1	65-A	159/159 (100%)	0.62	14 (8%) 10 9	8, 13, 18, 22	159 (100%)
1	66-A	159/159 (100%)	0.62	14 (8%) 10 9	8, 13, 18, 22	159 (100%)
1	67-A	159/159 (100%)	0.62	14 (8%) 10 9	8, 13, 18, 22	159 (100%)
1	68-A	159/159 (100%)	0.62	14 (8%) 10 9	8, 13, 18, 22	159 (100%)
1	69-A	159/159 (100%)	0.62	14 (8%) 10 9	8, 13, 18, 22	159 (100%)
1	70-A	159/159 (100%)	0.62	14 (8%) 10 9	8, 13, 18, 22	159 (100%)
1	71-A	159/159 (100%)	0.62	14 (8%) 10 9	8, 13, 18, 22	159 (100%)
1	72-A	159/159 (100%)	0.62	14 (8%) 10 9	8, 13, 18, 22	159 (100%)
1	73-A	159/159 (100%)	0.62	14 (8%) 10 9	8, 13, 18, 22	159 (100%)
1	74-A	159/159 (100%)	0.62	14 (8%) 10 9	8, 13, 18, 22	159 (100%)
1	75-A	159/159 (100%)	0.62	14 (8%) 10 9	8, 13, 18, 22	159 (100%)
1	76-A	159/159 (100%)	0.62	14 (8%) 10 9	8, 13, 18, 22	159 (100%)
1	77-A	159/159 (100%)	0.62	14 (8%) 10 9	8, 13, 18, 22	159 (100%)
1	78-A	159/159 (100%)	0.62	14 (8%) 10 9	8, 13, 18, 22	159 (100%)
1	79-A	159/159 (100%)	0.62	14 (8%) 10 9	8, 13, 18, 22	159 (100%)
1	80-A	159/159 (100%)	0.62	14 (8%) 10 9	8, 13, 18, 22	159 (100%)
All	All	12720/12720 (100%)	0.62	1120 (8%) 8 9	8, 13, 18, 22	12720 (100%)

All (1120) RSRZ outliers are listed below:

Mol	Chain	Res	Type	RSRZ
1	1-A	127	ASP	4.7
1	2-A	127	ASP	4.7
1	3-A	127	ASP	4.7

Continued on next page...

Continued from previous page...

Mol	Chain	Res	Type	RSRZ
1	4-A	127	ASP	4.7
1	5-A	127	ASP	4.7
1	6-A	127	ASP	4.7
1	7-A	127	ASP	4.7
1	8-A	127	ASP	4.7
1	9-A	127	ASP	4.7
1	10-A	127	ASP	4.7
1	11-A	127	ASP	4.7
1	12-A	127	ASP	4.7
1	13-A	127	ASP	4.7
1	14-A	127	ASP	4.7
1	15-A	127	ASP	4.7
1	16-A	127	ASP	4.7
1	17-A	127	ASP	4.7
1	18-A	127	ASP	4.7
1	19-A	127	ASP	4.7
1	20-A	127	ASP	4.7
1	21-A	127	ASP	4.7
1	22-A	127	ASP	4.7
1	23-A	127	ASP	4.7
1	24-A	127	ASP	4.7
1	25-A	127	ASP	4.7
1	26-A	127	ASP	4.7
1	27-A	127	ASP	4.7
1	28-A	127	ASP	4.7
1	29-A	127	ASP	4.7
1	30-A	127	ASP	4.7
1	31-A	127	ASP	4.7
1	32-A	127	ASP	4.7
1	33-A	127	ASP	4.7
1	34-A	127	ASP	4.7
1	35-A	127	ASP	4.7
1	36-A	127	ASP	4.7
1	37-A	127	ASP	4.7
1	38-A	127	ASP	4.7
1	39-A	127	ASP	4.7
1	40-A	127	ASP	4.7
1	41-A	127	ASP	4.7
1	42-A	127	ASP	4.7
1	43-A	127	ASP	4.7
1	44-A	127	ASP	4.7
1	45-A	127	ASP	4.7

Continued on next page...

Continued from previous page...

Mol	Chain	Res	Type	RSRZ
1	46-A	127	ASP	4.7
1	47-A	127	ASP	4.7
1	48-A	127	ASP	4.7
1	49-A	127	ASP	4.7
1	50-A	127	ASP	4.7
1	51-A	127	ASP	4.7
1	52-A	127	ASP	4.7
1	53-A	127	ASP	4.7
1	54-A	127	ASP	4.7
1	55-A	127	ASP	4.7
1	56-A	127	ASP	4.7
1	57-A	127	ASP	4.7
1	58-A	127	ASP	4.7
1	59-A	127	ASP	4.7
1	60-A	127	ASP	4.7
1	61-A	127	ASP	4.7
1	62-A	127	ASP	4.7
1	63-A	127	ASP	4.7
1	64-A	127	ASP	4.7
1	65-A	127	ASP	4.7
1	66-A	127	ASP	4.7
1	67-A	127	ASP	4.7
1	68-A	127	ASP	4.7
1	69-A	127	ASP	4.7
1	70-A	127	ASP	4.7
1	71-A	127	ASP	4.7
1	72-A	127	ASP	4.7
1	73-A	127	ASP	4.7
1	74-A	127	ASP	4.7
1	75-A	127	ASP	4.7
1	76-A	127	ASP	4.7
1	77-A	127	ASP	4.7
1	78-A	127	ASP	4.7
1	79-A	127	ASP	4.7
1	80-A	127	ASP	4.7
1	1-A	144	ASP	4.4
1	2-A	144	ASP	4.4
1	3-A	144	ASP	4.4
1	4-A	144	ASP	4.4
1	5-A	144	ASP	4.4
1	6-A	144	ASP	4.4
1	7-A	144	ASP	4.4

Continued on next page...

Continued from previous page...

Mol	Chain	Res	Type	RSRZ
1	8-A	144	ASP	4.4
1	9-A	144	ASP	4.4
1	10-A	144	ASP	4.4
1	11-A	144	ASP	4.4
1	12-A	144	ASP	4.4
1	13-A	144	ASP	4.4
1	14-A	144	ASP	4.4
1	15-A	144	ASP	4.4
1	16-A	144	ASP	4.4
1	17-A	144	ASP	4.4
1	18-A	144	ASP	4.4
1	19-A	144	ASP	4.4
1	20-A	144	ASP	4.4
1	21-A	144	ASP	4.4
1	22-A	144	ASP	4.4
1	23-A	144	ASP	4.4
1	24-A	144	ASP	4.4
1	25-A	144	ASP	4.4
1	26-A	144	ASP	4.4
1	27-A	144	ASP	4.4
1	28-A	144	ASP	4.4
1	29-A	144	ASP	4.4
1	30-A	144	ASP	4.4
1	31-A	144	ASP	4.4
1	32-A	144	ASP	4.4
1	33-A	144	ASP	4.4
1	34-A	144	ASP	4.4
1	35-A	144	ASP	4.4
1	36-A	144	ASP	4.4
1	37-A	144	ASP	4.4
1	38-A	144	ASP	4.4
1	39-A	144	ASP	4.4
1	40-A	144	ASP	4.4
1	41-A	144	ASP	4.4
1	42-A	144	ASP	4.4
1	43-A	144	ASP	4.4
1	44-A	144	ASP	4.4
1	45-A	144	ASP	4.4
1	46-A	144	ASP	4.4
1	47-A	144	ASP	4.4
1	48-A	144	ASP	4.4
1	49-A	144	ASP	4.4

Continued on next page...

Continued from previous page...

Mol	Chain	Res	Type	RSRZ
1	50-A	144	ASP	4.4
1	51-A	144	ASP	4.4
1	52-A	144	ASP	4.4
1	53-A	144	ASP	4.4
1	54-A	144	ASP	4.4
1	55-A	144	ASP	4.4
1	56-A	144	ASP	4.4
1	57-A	144	ASP	4.4
1	58-A	144	ASP	4.4
1	59-A	144	ASP	4.4
1	60-A	144	ASP	4.4
1	61-A	144	ASP	4.4
1	62-A	144	ASP	4.4
1	63-A	144	ASP	4.4
1	64-A	144	ASP	4.4
1	65-A	144	ASP	4.4
1	66-A	144	ASP	4.4
1	67-A	144	ASP	4.4
1	68-A	144	ASP	4.4
1	69-A	144	ASP	4.4
1	70-A	144	ASP	4.4
1	71-A	144	ASP	4.4
1	72-A	144	ASP	4.4
1	73-A	144	ASP	4.4
1	74-A	144	ASP	4.4
1	75-A	144	ASP	4.4
1	76-A	144	ASP	4.4
1	77-A	144	ASP	4.4
1	78-A	144	ASP	4.4
1	79-A	144	ASP	4.4
1	80-A	144	ASP	4.4
1	1-A	145	ALA	3.9
1	2-A	145	ALA	3.9
1	3-A	145	ALA	3.9
1	4-A	145	ALA	3.9
1	5-A	145	ALA	3.9
1	6-A	145	ALA	3.9
1	7-A	145	ALA	3.9
1	8-A	145	ALA	3.9
1	9-A	145	ALA	3.9
1	10-A	145	ALA	3.9
1	11-A	145	ALA	3.9

Continued on next page...

Continued from previous page...

Mol	Chain	Res	Type	RSRZ
1	12-A	145	ALA	3.9
1	13-A	145	ALA	3.9
1	14-A	145	ALA	3.9
1	15-A	145	ALA	3.9
1	16-A	145	ALA	3.9
1	17-A	145	ALA	3.9
1	18-A	145	ALA	3.9
1	19-A	145	ALA	3.9
1	20-A	145	ALA	3.9
1	21-A	145	ALA	3.9
1	22-A	145	ALA	3.9
1	23-A	145	ALA	3.9
1	24-A	145	ALA	3.9
1	25-A	145	ALA	3.9
1	26-A	145	ALA	3.9
1	27-A	145	ALA	3.9
1	28-A	145	ALA	3.9
1	29-A	145	ALA	3.9
1	30-A	145	ALA	3.9
1	31-A	145	ALA	3.9
1	32-A	145	ALA	3.9
1	33-A	145	ALA	3.9
1	34-A	145	ALA	3.9
1	35-A	145	ALA	3.9
1	36-A	145	ALA	3.9
1	37-A	145	ALA	3.9
1	38-A	145	ALA	3.9
1	39-A	145	ALA	3.9
1	40-A	145	ALA	3.9
1	41-A	145	ALA	3.9
1	42-A	145	ALA	3.9
1	43-A	145	ALA	3.9
1	44-A	145	ALA	3.9
1	45-A	145	ALA	3.9
1	46-A	145	ALA	3.9
1	47-A	145	ALA	3.9
1	48-A	145	ALA	3.9
1	49-A	145	ALA	3.9
1	50-A	145	ALA	3.9
1	51-A	145	ALA	3.9
1	52-A	145	ALA	3.9
1	53-A	145	ALA	3.9

Continued on next page...

Continued from previous page...

Mol	Chain	Res	Type	RSRZ
1	54-A	145	ALA	3.9
1	55-A	145	ALA	3.9
1	56-A	145	ALA	3.9
1	57-A	145	ALA	3.9
1	58-A	145	ALA	3.9
1	59-A	145	ALA	3.9
1	60-A	145	ALA	3.9
1	61-A	145	ALA	3.9
1	62-A	145	ALA	3.9
1	63-A	145	ALA	3.9
1	64-A	145	ALA	3.9
1	65-A	145	ALA	3.9
1	66-A	145	ALA	3.9
1	67-A	145	ALA	3.9
1	68-A	145	ALA	3.9
1	69-A	145	ALA	3.9
1	70-A	145	ALA	3.9
1	71-A	145	ALA	3.9
1	72-A	145	ALA	3.9
1	73-A	145	ALA	3.9
1	74-A	145	ALA	3.9
1	75-A	145	ALA	3.9
1	76-A	145	ALA	3.9
1	77-A	145	ALA	3.9
1	78-A	145	ALA	3.9
1	79-A	145	ALA	3.9
1	80-A	145	ALA	3.9
1	1-A	23	ASN	3.3
1	2-A	23	ASN	3.3
1	3-A	23	ASN	3.3
1	4-A	23	ASN	3.3
1	5-A	23	ASN	3.3
1	6-A	23	ASN	3.3
1	7-A	23	ASN	3.3
1	8-A	23	ASN	3.3
1	9-A	23	ASN	3.3
1	10-A	23	ASN	3.3
1	11-A	23	ASN	3.3
1	12-A	23	ASN	3.3
1	13-A	23	ASN	3.3
1	14-A	23	ASN	3.3
1	15-A	23	ASN	3.3

Continued on next page...

Continued from previous page...

Mol	Chain	Res	Type	RSRZ
1	16-A	23	ASN	3.3
1	17-A	23	ASN	3.3
1	18-A	23	ASN	3.3
1	19-A	23	ASN	3.3
1	20-A	23	ASN	3.3
1	21-A	23	ASN	3.3
1	22-A	23	ASN	3.3
1	23-A	23	ASN	3.3
1	24-A	23	ASN	3.3
1	25-A	23	ASN	3.3
1	26-A	23	ASN	3.3
1	27-A	23	ASN	3.3
1	28-A	23	ASN	3.3
1	29-A	23	ASN	3.3
1	30-A	23	ASN	3.3
1	31-A	23	ASN	3.3
1	32-A	23	ASN	3.3
1	33-A	23	ASN	3.3
1	34-A	23	ASN	3.3
1	35-A	23	ASN	3.3
1	36-A	23	ASN	3.3
1	37-A	23	ASN	3.3
1	38-A	23	ASN	3.3
1	39-A	23	ASN	3.3
1	40-A	23	ASN	3.3
1	41-A	23	ASN	3.3
1	42-A	23	ASN	3.3
1	43-A	23	ASN	3.3
1	44-A	23	ASN	3.3
1	45-A	23	ASN	3.3
1	46-A	23	ASN	3.3
1	47-A	23	ASN	3.3
1	48-A	23	ASN	3.3
1	49-A	23	ASN	3.3
1	50-A	23	ASN	3.3
1	51-A	23	ASN	3.3
1	52-A	23	ASN	3.3
1	53-A	23	ASN	3.3
1	54-A	23	ASN	3.3
1	55-A	23	ASN	3.3
1	56-A	23	ASN	3.3
1	57-A	23	ASN	3.3

Continued on next page...

Continued from previous page...

Mol	Chain	Res	Type	RSRZ
1	58-A	23	ASN	3.3
1	59-A	23	ASN	3.3
1	60-A	23	ASN	3.3
1	61-A	23	ASN	3.3
1	62-A	23	ASN	3.3
1	63-A	23	ASN	3.3
1	64-A	23	ASN	3.3
1	65-A	23	ASN	3.3
1	66-A	23	ASN	3.3
1	67-A	23	ASN	3.3
1	68-A	23	ASN	3.3
1	69-A	23	ASN	3.3
1	70-A	23	ASN	3.3
1	71-A	23	ASN	3.3
1	72-A	23	ASN	3.3
1	73-A	23	ASN	3.3
1	74-A	23	ASN	3.3
1	75-A	23	ASN	3.3
1	76-A	23	ASN	3.3
1	77-A	23	ASN	3.3
1	78-A	23	ASN	3.3
1	79-A	23	ASN	3.3
1	80-A	23	ASN	3.3
1	1-A	66	PRO	3.1
1	2-A	66	PRO	3.1
1	3-A	66	PRO	3.1
1	4-A	66	PRO	3.1
1	5-A	66	PRO	3.1
1	6-A	66	PRO	3.1
1	7-A	66	PRO	3.1
1	8-A	66	PRO	3.1
1	9-A	66	PRO	3.1
1	10-A	66	PRO	3.1
1	11-A	66	PRO	3.1
1	12-A	66	PRO	3.1
1	13-A	66	PRO	3.1
1	14-A	66	PRO	3.1
1	15-A	66	PRO	3.1
1	16-A	66	PRO	3.1
1	17-A	66	PRO	3.1
1	18-A	66	PRO	3.1
1	19-A	66	PRO	3.1

Continued on next page...

Continued from previous page...

Mol	Chain	Res	Type	RSRZ
1	20-A	66	PRO	3.1
1	21-A	66	PRO	3.1
1	22-A	66	PRO	3.1
1	23-A	66	PRO	3.1
1	24-A	66	PRO	3.1
1	25-A	66	PRO	3.1
1	26-A	66	PRO	3.1
1	27-A	66	PRO	3.1
1	28-A	66	PRO	3.1
1	29-A	66	PRO	3.1
1	30-A	66	PRO	3.1
1	31-A	66	PRO	3.1
1	32-A	66	PRO	3.1
1	33-A	66	PRO	3.1
1	34-A	66	PRO	3.1
1	35-A	66	PRO	3.1
1	36-A	66	PRO	3.1
1	37-A	66	PRO	3.1
1	38-A	66	PRO	3.1
1	39-A	66	PRO	3.1
1	40-A	66	PRO	3.1
1	41-A	66	PRO	3.1
1	42-A	66	PRO	3.1
1	43-A	66	PRO	3.1
1	44-A	66	PRO	3.1
1	45-A	66	PRO	3.1
1	46-A	66	PRO	3.1
1	47-A	66	PRO	3.1
1	48-A	66	PRO	3.1
1	49-A	66	PRO	3.1
1	50-A	66	PRO	3.1
1	51-A	66	PRO	3.1
1	52-A	66	PRO	3.1
1	53-A	66	PRO	3.1
1	54-A	66	PRO	3.1
1	55-A	66	PRO	3.1
1	56-A	66	PRO	3.1
1	57-A	66	PRO	3.1
1	58-A	66	PRO	3.1
1	59-A	66	PRO	3.1
1	60-A	66	PRO	3.1
1	61-A	66	PRO	3.1

Continued on next page...

Continued from previous page...

Mol	Chain	Res	Type	RSRZ
1	62-A	66	PRO	3.1
1	63-A	66	PRO	3.1
1	64-A	66	PRO	3.1
1	65-A	66	PRO	3.1
1	66-A	66	PRO	3.1
1	67-A	66	PRO	3.1
1	68-A	66	PRO	3.1
1	69-A	66	PRO	3.1
1	70-A	66	PRO	3.1
1	71-A	66	PRO	3.1
1	72-A	66	PRO	3.1
1	73-A	66	PRO	3.1
1	74-A	66	PRO	3.1
1	75-A	66	PRO	3.1
1	76-A	66	PRO	3.1
1	77-A	66	PRO	3.1
1	78-A	66	PRO	3.1
1	79-A	66	PRO	3.1
1	80-A	66	PRO	3.1
1	1-A	143	ALA	3.0
1	2-A	143	ALA	3.0
1	3-A	143	ALA	3.0
1	4-A	143	ALA	3.0
1	5-A	143	ALA	3.0
1	6-A	143	ALA	3.0
1	7-A	143	ALA	3.0
1	8-A	143	ALA	3.0
1	9-A	143	ALA	3.0
1	10-A	143	ALA	3.0
1	11-A	143	ALA	3.0
1	12-A	143	ALA	3.0
1	13-A	143	ALA	3.0
1	14-A	143	ALA	3.0
1	15-A	143	ALA	3.0
1	16-A	143	ALA	3.0
1	17-A	143	ALA	3.0
1	18-A	143	ALA	3.0
1	19-A	143	ALA	3.0
1	20-A	143	ALA	3.0
1	21-A	143	ALA	3.0
1	22-A	143	ALA	3.0
1	23-A	143	ALA	3.0

Continued on next page...

Continued from previous page...

Mol	Chain	Res	Type	RSRZ
1	24-A	143	ALA	3.0
1	25-A	143	ALA	3.0
1	26-A	143	ALA	3.0
1	27-A	143	ALA	3.0
1	28-A	143	ALA	3.0
1	29-A	143	ALA	3.0
1	30-A	143	ALA	3.0
1	31-A	143	ALA	3.0
1	32-A	143	ALA	3.0
1	33-A	143	ALA	3.0
1	34-A	143	ALA	3.0
1	35-A	143	ALA	3.0
1	36-A	143	ALA	3.0
1	37-A	143	ALA	3.0
1	38-A	143	ALA	3.0
1	39-A	143	ALA	3.0
1	40-A	143	ALA	3.0
1	41-A	143	ALA	3.0
1	42-A	143	ALA	3.0
1	43-A	143	ALA	3.0
1	44-A	143	ALA	3.0
1	45-A	143	ALA	3.0
1	46-A	143	ALA	3.0
1	47-A	143	ALA	3.0
1	48-A	143	ALA	3.0
1	49-A	143	ALA	3.0
1	50-A	143	ALA	3.0
1	51-A	143	ALA	3.0
1	52-A	143	ALA	3.0
1	53-A	143	ALA	3.0
1	54-A	143	ALA	3.0
1	55-A	143	ALA	3.0
1	56-A	143	ALA	3.0
1	57-A	143	ALA	3.0
1	58-A	143	ALA	3.0
1	59-A	143	ALA	3.0
1	60-A	143	ALA	3.0
1	61-A	143	ALA	3.0
1	62-A	143	ALA	3.0
1	63-A	143	ALA	3.0
1	64-A	143	ALA	3.0
1	65-A	143	ALA	3.0

Continued on next page...

Continued from previous page...

Mol	Chain	Res	Type	RSRZ
1	66-A	143	ALA	3.0
1	67-A	143	ALA	3.0
1	68-A	143	ALA	3.0
1	69-A	143	ALA	3.0
1	70-A	143	ALA	3.0
1	71-A	143	ALA	3.0
1	72-A	143	ALA	3.0
1	73-A	143	ALA	3.0
1	74-A	143	ALA	3.0
1	75-A	143	ALA	3.0
1	76-A	143	ALA	3.0
1	77-A	143	ALA	3.0
1	78-A	143	ALA	3.0
1	79-A	143	ALA	3.0
1	80-A	143	ALA	3.0
1	1-A	146	GLN	2.7
1	2-A	146	GLN	2.7
1	3-A	146	GLN	2.7
1	4-A	146	GLN	2.7
1	5-A	146	GLN	2.7
1	6-A	146	GLN	2.7
1	7-A	146	GLN	2.7
1	8-A	146	GLN	2.7
1	9-A	146	GLN	2.7
1	10-A	146	GLN	2.7
1	11-A	146	GLN	2.7
1	12-A	146	GLN	2.7
1	13-A	146	GLN	2.7
1	14-A	146	GLN	2.7
1	15-A	146	GLN	2.7
1	16-A	146	GLN	2.7
1	17-A	146	GLN	2.7
1	18-A	146	GLN	2.7
1	19-A	146	GLN	2.7
1	20-A	146	GLN	2.7
1	21-A	146	GLN	2.7
1	22-A	146	GLN	2.7
1	23-A	146	GLN	2.7
1	24-A	146	GLN	2.7
1	25-A	146	GLN	2.7
1	26-A	146	GLN	2.7
1	27-A	146	GLN	2.7

Continued on next page...

Continued from previous page...

Mol	Chain	Res	Type	RSRZ
1	28-A	146	GLN	2.7
1	29-A	146	GLN	2.7
1	30-A	146	GLN	2.7
1	31-A	146	GLN	2.7
1	32-A	146	GLN	2.7
1	33-A	146	GLN	2.7
1	34-A	146	GLN	2.7
1	35-A	146	GLN	2.7
1	36-A	146	GLN	2.7
1	37-A	146	GLN	2.7
1	38-A	146	GLN	2.7
1	39-A	146	GLN	2.7
1	40-A	146	GLN	2.7
1	41-A	146	GLN	2.7
1	42-A	146	GLN	2.7
1	43-A	146	GLN	2.7
1	44-A	146	GLN	2.7
1	45-A	146	GLN	2.7
1	46-A	146	GLN	2.7
1	47-A	146	GLN	2.7
1	48-A	146	GLN	2.7
1	49-A	146	GLN	2.7
1	50-A	146	GLN	2.7
1	51-A	146	GLN	2.7
1	52-A	146	GLN	2.7
1	53-A	146	GLN	2.7
1	54-A	146	GLN	2.7
1	55-A	146	GLN	2.7
1	56-A	146	GLN	2.7
1	57-A	146	GLN	2.7
1	58-A	146	GLN	2.7
1	59-A	146	GLN	2.7
1	60-A	146	GLN	2.7
1	61-A	146	GLN	2.7
1	62-A	146	GLN	2.7
1	63-A	146	GLN	2.7
1	64-A	146	GLN	2.7
1	65-A	146	GLN	2.7
1	66-A	146	GLN	2.7
1	67-A	146	GLN	2.7
1	68-A	146	GLN	2.7
1	69-A	146	GLN	2.7

Continued on next page...

Continued from previous page...

Mol	Chain	Res	Type	RSRZ
1	70-A	146	GLN	2.7
1	71-A	146	GLN	2.7
1	72-A	146	GLN	2.7
1	73-A	146	GLN	2.7
1	74-A	146	GLN	2.7
1	75-A	146	GLN	2.7
1	76-A	146	GLN	2.7
1	77-A	146	GLN	2.7
1	78-A	146	GLN	2.7
1	79-A	146	GLN	2.7
1	80-A	146	GLN	2.7
1	1-A	129	GLU	2.6
1	2-A	129	GLU	2.6
1	3-A	129	GLU	2.6
1	4-A	129	GLU	2.6
1	5-A	129	GLU	2.6
1	6-A	129	GLU	2.6
1	7-A	129	GLU	2.6
1	8-A	129	GLU	2.6
1	9-A	129	GLU	2.6
1	10-A	129	GLU	2.6
1	11-A	129	GLU	2.6
1	12-A	129	GLU	2.6
1	13-A	129	GLU	2.6
1	14-A	129	GLU	2.6
1	15-A	129	GLU	2.6
1	16-A	129	GLU	2.6
1	17-A	129	GLU	2.6
1	18-A	129	GLU	2.6
1	19-A	129	GLU	2.6
1	20-A	129	GLU	2.6
1	21-A	129	GLU	2.6
1	22-A	129	GLU	2.6
1	23-A	129	GLU	2.6
1	24-A	129	GLU	2.6
1	25-A	129	GLU	2.6
1	26-A	129	GLU	2.6
1	27-A	129	GLU	2.6
1	28-A	129	GLU	2.6
1	29-A	129	GLU	2.6
1	30-A	129	GLU	2.6
1	31-A	129	GLU	2.6

Continued on next page...

Continued from previous page...

Mol	Chain	Res	Type	RSRZ
1	32-A	129	GLU	2.6
1	33-A	129	GLU	2.6
1	34-A	129	GLU	2.6
1	35-A	129	GLU	2.6
1	36-A	129	GLU	2.6
1	37-A	129	GLU	2.6
1	38-A	129	GLU	2.6
1	39-A	129	GLU	2.6
1	40-A	129	GLU	2.6
1	41-A	129	GLU	2.6
1	42-A	129	GLU	2.6
1	43-A	129	GLU	2.6
1	44-A	129	GLU	2.6
1	45-A	129	GLU	2.6
1	46-A	129	GLU	2.6
1	47-A	129	GLU	2.6
1	48-A	129	GLU	2.6
1	49-A	129	GLU	2.6
1	50-A	129	GLU	2.6
1	51-A	129	GLU	2.6
1	52-A	129	GLU	2.6
1	53-A	129	GLU	2.6
1	54-A	129	GLU	2.6
1	55-A	129	GLU	2.6
1	56-A	129	GLU	2.6
1	57-A	129	GLU	2.6
1	58-A	129	GLU	2.6
1	59-A	129	GLU	2.6
1	60-A	129	GLU	2.6
1	61-A	129	GLU	2.6
1	62-A	129	GLU	2.6
1	63-A	129	GLU	2.6
1	64-A	129	GLU	2.6
1	65-A	129	GLU	2.6
1	66-A	129	GLU	2.6
1	67-A	129	GLU	2.6
1	68-A	129	GLU	2.6
1	69-A	129	GLU	2.6
1	70-A	129	GLU	2.6
1	71-A	129	GLU	2.6
1	72-A	129	GLU	2.6
1	73-A	129	GLU	2.6

Continued on next page...

Continued from previous page...

Mol	Chain	Res	Type	RSRZ
1	74-A	129	GLU	2.6
1	75-A	129	GLU	2.6
1	76-A	129	GLU	2.6
1	77-A	129	GLU	2.6
1	78-A	129	GLU	2.6
1	79-A	129	GLU	2.6
1	80-A	129	GLU	2.6
1	1-A	21	PRO	2.6
1	2-A	21	PRO	2.6
1	3-A	21	PRO	2.6
1	4-A	21	PRO	2.6
1	5-A	21	PRO	2.6
1	6-A	21	PRO	2.6
1	7-A	21	PRO	2.6
1	8-A	21	PRO	2.6
1	9-A	21	PRO	2.6
1	10-A	21	PRO	2.6
1	11-A	21	PRO	2.6
1	12-A	21	PRO	2.6
1	13-A	21	PRO	2.6
1	14-A	21	PRO	2.6
1	15-A	21	PRO	2.6
1	16-A	21	PRO	2.6
1	17-A	21	PRO	2.6
1	18-A	21	PRO	2.6
1	19-A	21	PRO	2.6
1	20-A	21	PRO	2.6
1	21-A	21	PRO	2.6
1	22-A	21	PRO	2.6
1	23-A	21	PRO	2.6
1	24-A	21	PRO	2.6
1	25-A	21	PRO	2.6
1	26-A	21	PRO	2.6
1	27-A	21	PRO	2.6
1	28-A	21	PRO	2.6
1	29-A	21	PRO	2.6
1	30-A	21	PRO	2.6
1	31-A	21	PRO	2.6
1	32-A	21	PRO	2.6
1	33-A	21	PRO	2.6
1	34-A	21	PRO	2.6
1	35-A	21	PRO	2.6

Continued on next page...

Continued from previous page...

Mol	Chain	Res	Type	RSRZ
1	36-A	21	PRO	2.6
1	37-A	21	PRO	2.6
1	38-A	21	PRO	2.6
1	39-A	21	PRO	2.6
1	40-A	21	PRO	2.6
1	41-A	21	PRO	2.6
1	42-A	21	PRO	2.6
1	43-A	21	PRO	2.6
1	44-A	21	PRO	2.6
1	45-A	21	PRO	2.6
1	46-A	21	PRO	2.6
1	47-A	21	PRO	2.6
1	48-A	21	PRO	2.6
1	49-A	21	PRO	2.6
1	50-A	21	PRO	2.6
1	51-A	21	PRO	2.6
1	52-A	21	PRO	2.6
1	53-A	21	PRO	2.6
1	54-A	21	PRO	2.6
1	55-A	21	PRO	2.6
1	56-A	21	PRO	2.6
1	57-A	21	PRO	2.6
1	58-A	21	PRO	2.6
1	59-A	21	PRO	2.6
1	60-A	21	PRO	2.6
1	61-A	21	PRO	2.6
1	62-A	21	PRO	2.6
1	63-A	21	PRO	2.6
1	64-A	21	PRO	2.6
1	65-A	21	PRO	2.6
1	66-A	21	PRO	2.6
1	67-A	21	PRO	2.6
1	68-A	21	PRO	2.6
1	69-A	21	PRO	2.6
1	70-A	21	PRO	2.6
1	71-A	21	PRO	2.6
1	72-A	21	PRO	2.6
1	73-A	21	PRO	2.6
1	74-A	21	PRO	2.6
1	75-A	21	PRO	2.6
1	76-A	21	PRO	2.6
1	77-A	21	PRO	2.6

Continued on next page...

Continued from previous page...

Mol	Chain	Res	Type	RSRZ
1	78-A	21	PRO	2.6
1	79-A	21	PRO	2.6
1	80-A	21	PRO	2.6
1	1-A	130	PRO	2.3
1	2-A	130	PRO	2.3
1	3-A	130	PRO	2.3
1	4-A	130	PRO	2.3
1	5-A	130	PRO	2.3
1	6-A	130	PRO	2.3
1	7-A	130	PRO	2.3
1	8-A	130	PRO	2.3
1	9-A	130	PRO	2.3
1	10-A	130	PRO	2.3
1	11-A	130	PRO	2.3
1	12-A	130	PRO	2.3
1	13-A	130	PRO	2.3
1	14-A	130	PRO	2.3
1	15-A	130	PRO	2.3
1	16-A	130	PRO	2.3
1	17-A	130	PRO	2.3
1	18-A	130	PRO	2.3
1	19-A	130	PRO	2.3
1	20-A	130	PRO	2.3
1	21-A	130	PRO	2.3
1	22-A	130	PRO	2.3
1	23-A	130	PRO	2.3
1	24-A	130	PRO	2.3
1	25-A	130	PRO	2.3
1	26-A	130	PRO	2.3
1	27-A	130	PRO	2.3
1	28-A	130	PRO	2.3
1	29-A	130	PRO	2.3
1	30-A	130	PRO	2.3
1	31-A	130	PRO	2.3
1	32-A	130	PRO	2.3
1	33-A	130	PRO	2.3
1	34-A	130	PRO	2.3
1	35-A	130	PRO	2.3
1	36-A	130	PRO	2.3
1	37-A	130	PRO	2.3
1	38-A	130	PRO	2.3
1	39-A	130	PRO	2.3

Continued on next page...

Continued from previous page...

Mol	Chain	Res	Type	RSRZ
1	40-A	130	PRO	2.3
1	41-A	130	PRO	2.3
1	42-A	130	PRO	2.3
1	43-A	130	PRO	2.3
1	44-A	130	PRO	2.3
1	45-A	130	PRO	2.3
1	46-A	130	PRO	2.3
1	47-A	130	PRO	2.3
1	48-A	130	PRO	2.3
1	49-A	130	PRO	2.3
1	50-A	130	PRO	2.3
1	51-A	130	PRO	2.3
1	52-A	130	PRO	2.3
1	53-A	130	PRO	2.3
1	54-A	130	PRO	2.3
1	55-A	130	PRO	2.3
1	56-A	130	PRO	2.3
1	57-A	130	PRO	2.3
1	58-A	130	PRO	2.3
1	59-A	130	PRO	2.3
1	60-A	130	PRO	2.3
1	61-A	130	PRO	2.3
1	62-A	130	PRO	2.3
1	63-A	130	PRO	2.3
1	64-A	130	PRO	2.3
1	65-A	130	PRO	2.3
1	66-A	130	PRO	2.3
1	67-A	130	PRO	2.3
1	68-A	130	PRO	2.3
1	69-A	130	PRO	2.3
1	70-A	130	PRO	2.3
1	71-A	130	PRO	2.3
1	72-A	130	PRO	2.3
1	73-A	130	PRO	2.3
1	74-A	130	PRO	2.3
1	75-A	130	PRO	2.3
1	76-A	130	PRO	2.3
1	77-A	130	PRO	2.3
1	78-A	130	PRO	2.3
1	79-A	130	PRO	2.3
1	80-A	130	PRO	2.3
1	1-A	128	TYR	2.3

Continued on next page...

Continued from previous page...

Mol	Chain	Res	Type	RSRZ
1	2-A	128	TYR	2.3
1	3-A	128	TYR	2.3
1	4-A	128	TYR	2.3
1	5-A	128	TYR	2.3
1	6-A	128	TYR	2.3
1	7-A	128	TYR	2.3
1	8-A	128	TYR	2.3
1	9-A	128	TYR	2.3
1	10-A	128	TYR	2.3
1	11-A	128	TYR	2.3
1	12-A	128	TYR	2.3
1	13-A	128	TYR	2.3
1	14-A	128	TYR	2.3
1	15-A	128	TYR	2.3
1	16-A	128	TYR	2.3
1	17-A	128	TYR	2.3
1	18-A	128	TYR	2.3
1	19-A	128	TYR	2.3
1	20-A	128	TYR	2.3
1	21-A	128	TYR	2.3
1	22-A	128	TYR	2.3
1	23-A	128	TYR	2.3
1	24-A	128	TYR	2.3
1	25-A	128	TYR	2.3
1	26-A	128	TYR	2.3
1	27-A	128	TYR	2.3
1	28-A	128	TYR	2.3
1	29-A	128	TYR	2.3
1	30-A	128	TYR	2.3
1	31-A	128	TYR	2.3
1	32-A	128	TYR	2.3
1	33-A	128	TYR	2.3
1	34-A	128	TYR	2.3
1	35-A	128	TYR	2.3
1	36-A	128	TYR	2.3
1	37-A	128	TYR	2.3
1	38-A	128	TYR	2.3
1	39-A	128	TYR	2.3
1	40-A	128	TYR	2.3
1	41-A	128	TYR	2.3
1	42-A	128	TYR	2.3
1	43-A	128	TYR	2.3

Continued on next page...

Continued from previous page...

Mol	Chain	Res	Type	RSRZ
1	44-A	128	TYR	2.3
1	45-A	128	TYR	2.3
1	46-A	128	TYR	2.3
1	47-A	128	TYR	2.3
1	48-A	128	TYR	2.3
1	49-A	128	TYR	2.3
1	50-A	128	TYR	2.3
1	51-A	128	TYR	2.3
1	52-A	128	TYR	2.3
1	53-A	128	TYR	2.3
1	54-A	128	TYR	2.3
1	55-A	128	TYR	2.3
1	56-A	128	TYR	2.3
1	57-A	128	TYR	2.3
1	58-A	128	TYR	2.3
1	59-A	128	TYR	2.3
1	60-A	128	TYR	2.3
1	61-A	128	TYR	2.3
1	62-A	128	TYR	2.3
1	63-A	128	TYR	2.3
1	64-A	128	TYR	2.3
1	65-A	128	TYR	2.3
1	66-A	128	TYR	2.3
1	67-A	128	TYR	2.3
1	68-A	128	TYR	2.3
1	69-A	128	TYR	2.3
1	70-A	128	TYR	2.3
1	71-A	128	TYR	2.3
1	72-A	128	TYR	2.3
1	73-A	128	TYR	2.3
1	74-A	128	TYR	2.3
1	75-A	128	TYR	2.3
1	76-A	128	TYR	2.3
1	77-A	128	TYR	2.3
1	78-A	128	TYR	2.3
1	79-A	128	TYR	2.3
1	80-A	128	TYR	2.3
1	1-A	22	TRP	2.2
1	2-A	22	TRP	2.2
1	3-A	22	TRP	2.2
1	4-A	22	TRP	2.2
1	5-A	22	TRP	2.2

Continued on next page...

Continued from previous page...

Mol	Chain	Res	Type	RSRZ
1	6-A	22	TRP	2.2
1	7-A	22	TRP	2.2
1	8-A	22	TRP	2.2
1	9-A	22	TRP	2.2
1	10-A	22	TRP	2.2
1	11-A	22	TRP	2.2
1	12-A	22	TRP	2.2
1	13-A	22	TRP	2.2
1	14-A	22	TRP	2.2
1	15-A	22	TRP	2.2
1	16-A	22	TRP	2.2
1	17-A	22	TRP	2.2
1	18-A	22	TRP	2.2
1	19-A	22	TRP	2.2
1	20-A	22	TRP	2.2
1	21-A	22	TRP	2.2
1	22-A	22	TRP	2.2
1	23-A	22	TRP	2.2
1	24-A	22	TRP	2.2
1	25-A	22	TRP	2.2
1	26-A	22	TRP	2.2
1	27-A	22	TRP	2.2
1	28-A	22	TRP	2.2
1	29-A	22	TRP	2.2
1	30-A	22	TRP	2.2
1	31-A	22	TRP	2.2
1	32-A	22	TRP	2.2
1	33-A	22	TRP	2.2
1	34-A	22	TRP	2.2
1	35-A	22	TRP	2.2
1	36-A	22	TRP	2.2
1	37-A	22	TRP	2.2
1	38-A	22	TRP	2.2
1	39-A	22	TRP	2.2
1	40-A	22	TRP	2.2
1	41-A	22	TRP	2.2
1	42-A	22	TRP	2.2
1	43-A	22	TRP	2.2
1	44-A	22	TRP	2.2
1	45-A	22	TRP	2.2
1	46-A	22	TRP	2.2
1	47-A	22	TRP	2.2

Continued on next page...

Continued from previous page...

Mol	Chain	Res	Type	RSRZ
1	48-A	22	TRP	2.2
1	49-A	22	TRP	2.2
1	50-A	22	TRP	2.2
1	51-A	22	TRP	2.2
1	52-A	22	TRP	2.2
1	53-A	22	TRP	2.2
1	54-A	22	TRP	2.2
1	55-A	22	TRP	2.2
1	56-A	22	TRP	2.2
1	57-A	22	TRP	2.2
1	58-A	22	TRP	2.2
1	59-A	22	TRP	2.2
1	60-A	22	TRP	2.2
1	61-A	22	TRP	2.2
1	62-A	22	TRP	2.2
1	63-A	22	TRP	2.2
1	64-A	22	TRP	2.2
1	65-A	22	TRP	2.2
1	66-A	22	TRP	2.2
1	67-A	22	TRP	2.2
1	68-A	22	TRP	2.2
1	69-A	22	TRP	2.2
1	70-A	22	TRP	2.2
1	71-A	22	TRP	2.2
1	72-A	22	TRP	2.2
1	73-A	22	TRP	2.2
1	74-A	22	TRP	2.2
1	75-A	22	TRP	2.2
1	76-A	22	TRP	2.2
1	77-A	22	TRP	2.2
1	78-A	22	TRP	2.2
1	79-A	22	TRP	2.2
1	80-A	22	TRP	2.2
1	1-A	87	ASP	2.2
1	2-A	87	ASP	2.2
1	3-A	87	ASP	2.2
1	4-A	87	ASP	2.2
1	5-A	87	ASP	2.2
1	6-A	87	ASP	2.2
1	7-A	87	ASP	2.2
1	8-A	87	ASP	2.2
1	9-A	87	ASP	2.2

Continued on next page...

Continued from previous page...

Mol	Chain	Res	Type	RSRZ
1	10-A	87	ASP	2.2
1	11-A	87	ASP	2.2
1	12-A	87	ASP	2.2
1	13-A	87	ASP	2.2
1	14-A	87	ASP	2.2
1	15-A	87	ASP	2.2
1	16-A	87	ASP	2.2
1	17-A	87	ASP	2.2
1	18-A	87	ASP	2.2
1	19-A	87	ASP	2.2
1	20-A	87	ASP	2.2
1	21-A	87	ASP	2.2
1	22-A	87	ASP	2.2
1	23-A	87	ASP	2.2
1	24-A	87	ASP	2.2
1	25-A	87	ASP	2.2
1	26-A	87	ASP	2.2
1	27-A	87	ASP	2.2
1	28-A	87	ASP	2.2
1	29-A	87	ASP	2.2
1	30-A	87	ASP	2.2
1	31-A	87	ASP	2.2
1	32-A	87	ASP	2.2
1	33-A	87	ASP	2.2
1	34-A	87	ASP	2.2
1	35-A	87	ASP	2.2
1	36-A	87	ASP	2.2
1	37-A	87	ASP	2.2
1	38-A	87	ASP	2.2
1	39-A	87	ASP	2.2
1	40-A	87	ASP	2.2
1	41-A	87	ASP	2.2
1	42-A	87	ASP	2.2
1	43-A	87	ASP	2.2
1	44-A	87	ASP	2.2
1	45-A	87	ASP	2.2
1	46-A	87	ASP	2.2
1	47-A	87	ASP	2.2
1	48-A	87	ASP	2.2
1	49-A	87	ASP	2.2
1	50-A	87	ASP	2.2
1	51-A	87	ASP	2.2

Continued on next page...

Continued from previous page...

Mol	Chain	Res	Type	RSRZ
1	52-A	87	ASP	2.2
1	53-A	87	ASP	2.2
1	54-A	87	ASP	2.2
1	55-A	87	ASP	2.2
1	56-A	87	ASP	2.2
1	57-A	87	ASP	2.2
1	58-A	87	ASP	2.2
1	59-A	87	ASP	2.2
1	60-A	87	ASP	2.2
1	61-A	87	ASP	2.2
1	62-A	87	ASP	2.2
1	63-A	87	ASP	2.2
1	64-A	87	ASP	2.2
1	65-A	87	ASP	2.2
1	66-A	87	ASP	2.2
1	67-A	87	ASP	2.2
1	68-A	87	ASP	2.2
1	69-A	87	ASP	2.2
1	70-A	87	ASP	2.2
1	71-A	87	ASP	2.2
1	72-A	87	ASP	2.2
1	73-A	87	ASP	2.2
1	74-A	87	ASP	2.2
1	75-A	87	ASP	2.2
1	76-A	87	ASP	2.2
1	77-A	87	ASP	2.2
1	78-A	87	ASP	2.2
1	79-A	87	ASP	2.2
1	80-A	87	ASP	2.2
1	1-A	50	ILE	2.2
1	2-A	50	ILE	2.2
1	3-A	50	ILE	2.2
1	4-A	50	ILE	2.2
1	5-A	50	ILE	2.2
1	6-A	50	ILE	2.2
1	7-A	50	ILE	2.2
1	8-A	50	ILE	2.2
1	9-A	50	ILE	2.2
1	10-A	50	ILE	2.2
1	11-A	50	ILE	2.2
1	12-A	50	ILE	2.2
1	13-A	50	ILE	2.2

Continued on next page...

Continued from previous page...

Mol	Chain	Res	Type	RSRZ
1	14-A	50	ILE	2.2
1	15-A	50	ILE	2.2
1	16-A	50	ILE	2.2
1	17-A	50	ILE	2.2
1	18-A	50	ILE	2.2
1	19-A	50	ILE	2.2
1	20-A	50	ILE	2.2
1	21-A	50	ILE	2.2
1	22-A	50	ILE	2.2
1	23-A	50	ILE	2.2
1	24-A	50	ILE	2.2
1	25-A	50	ILE	2.2
1	26-A	50	ILE	2.2
1	27-A	50	ILE	2.2
1	28-A	50	ILE	2.2
1	29-A	50	ILE	2.2
1	30-A	50	ILE	2.2
1	31-A	50	ILE	2.2
1	32-A	50	ILE	2.2
1	33-A	50	ILE	2.2
1	34-A	50	ILE	2.2
1	35-A	50	ILE	2.2
1	36-A	50	ILE	2.2
1	37-A	50	ILE	2.2
1	38-A	50	ILE	2.2
1	39-A	50	ILE	2.2
1	40-A	50	ILE	2.2
1	41-A	50	ILE	2.2
1	42-A	50	ILE	2.2
1	43-A	50	ILE	2.2
1	44-A	50	ILE	2.2
1	45-A	50	ILE	2.2
1	46-A	50	ILE	2.2
1	47-A	50	ILE	2.2
1	48-A	50	ILE	2.2
1	49-A	50	ILE	2.2
1	50-A	50	ILE	2.2
1	51-A	50	ILE	2.2
1	52-A	50	ILE	2.2
1	53-A	50	ILE	2.2
1	54-A	50	ILE	2.2
1	55-A	50	ILE	2.2

Continued on next page...

Continued from previous page...

Mol	Chain	Res	Type	RSRZ
1	56-A	50	ILE	2.2
1	57-A	50	ILE	2.2
1	58-A	50	ILE	2.2
1	59-A	50	ILE	2.2
1	60-A	50	ILE	2.2
1	61-A	50	ILE	2.2
1	62-A	50	ILE	2.2
1	63-A	50	ILE	2.2
1	64-A	50	ILE	2.2
1	65-A	50	ILE	2.2
1	66-A	50	ILE	2.2
1	67-A	50	ILE	2.2
1	68-A	50	ILE	2.2
1	69-A	50	ILE	2.2
1	70-A	50	ILE	2.2
1	71-A	50	ILE	2.2
1	72-A	50	ILE	2.2
1	73-A	50	ILE	2.2
1	74-A	50	ILE	2.2
1	75-A	50	ILE	2.2
1	76-A	50	ILE	2.2
1	77-A	50	ILE	2.2
1	78-A	50	ILE	2.2
1	79-A	50	ILE	2.2
1	80-A	50	ILE	2.2

6.2 Non-standard residues in protein, DNA, RNA chains [i](#)

There are no non-standard protein/DNA/RNA residues in this entry.

6.3 Carbohydrates [i](#)

There are no monosaccharides in this entry.

6.4 Ligands [i](#)

In the following table, the Atoms column lists the number of modelled atoms in the group and the number defined in the chemical component dictionary. The B-factors column lists the minimum, median, 95th percentile and maximum values of B factors of atoms in the group. The column labelled 'Q< 0.9' lists the number of atoms with occupancy less than 0.9.

Mol	Type	Chain	Res	Atoms	RSCC	RSR	B-factors(\AA^2)	Q<0.9
3	NAP	1-A	202	48/48	0.95	0.12	9,12,16,17	48
3	NAP	2-A	202	48/48	0.95	0.12	9,12,16,17	48
3	NAP	3-A	202	48/48	0.95	0.12	9,12,16,17	48
3	NAP	4-A	202	48/48	0.95	0.12	9,12,16,17	48
3	NAP	5-A	202	48/48	0.95	0.12	9,12,16,17	48
3	NAP	6-A	202	48/48	0.95	0.12	9,12,16,17	48
3	NAP	7-A	202	48/48	0.95	0.12	9,12,16,17	48
3	NAP	8-A	202	48/48	0.95	0.12	9,12,16,17	48
3	NAP	9-A	202	48/48	0.95	0.12	9,12,16,17	48
3	NAP	10-A	202	48/48	0.95	0.12	9,12,16,17	48
3	NAP	11-A	202	48/48	0.95	0.12	9,12,16,17	48
3	NAP	12-A	202	48/48	0.95	0.12	9,12,16,17	48
3	NAP	13-A	202	48/48	0.95	0.12	9,12,16,17	48
3	NAP	14-A	202	48/48	0.95	0.12	9,12,16,17	48
3	NAP	15-A	202	48/48	0.95	0.12	9,12,16,17	48
3	NAP	16-A	202	48/48	0.95	0.12	9,12,16,17	48
3	NAP	17-A	202	48/48	0.95	0.12	9,12,16,17	48
3	NAP	18-A	202	48/48	0.95	0.12	9,12,16,17	48
3	NAP	19-A	202	48/48	0.95	0.12	9,12,16,18	48
3	NAP	20-A	202	48/48	0.95	0.12	9,12,16,17	48
3	NAP	21-A	202	48/48	0.95	0.12	9,12,16,17	48
3	NAP	22-A	202	48/48	0.95	0.12	9,12,16,17	48
3	NAP	23-A	202	48/48	0.95	0.12	9,12,16,17	48
3	NAP	24-A	202	48/48	0.95	0.12	9,12,16,17	48
3	NAP	25-A	202	48/48	0.95	0.12	9,12,16,17	48
3	NAP	26-A	202	48/48	0.95	0.12	9,12,16,17	48
3	NAP	27-A	202	48/48	0.95	0.12	9,12,16,17	48
3	NAP	28-A	202	48/48	0.95	0.12	9,12,16,17	48
3	NAP	29-A	202	48/48	0.95	0.12	9,12,16,17	48
3	NAP	30-A	202	48/48	0.95	0.12	9,12,16,18	48
3	NAP	31-A	202	48/48	0.95	0.12	9,12,16,17	48
3	NAP	32-A	202	48/48	0.95	0.12	9,12,16,17	48
3	NAP	33-A	202	48/48	0.95	0.12	9,12,16,17	48
3	NAP	34-A	202	48/48	0.95	0.12	9,12,16,17	48
3	NAP	35-A	202	48/48	0.95	0.12	9,12,16,17	48
3	NAP	36-A	202	48/48	0.95	0.12	9,12,16,17	48
3	NAP	37-A	202	48/48	0.95	0.12	9,12,16,17	48
3	NAP	38-A	202	48/48	0.95	0.12	9,12,16,17	48
3	NAP	39-A	202	48/48	0.95	0.12	9,12,16,17	48
3	NAP	40-A	202	48/48	0.95	0.12	9,12,16,17	48
3	NAP	41-A	202	48/48	0.95	0.12	9,12,16,17	48
3	NAP	42-A	202	48/48	0.95	0.12	9,12,16,17	48
3	NAP	43-A	202	48/48	0.95	0.12	9,12,16,17	48

Continued on next page...

Continued from previous page...

Mol	Type	Chain	Res	Atoms	RSCC	RSR	B-factors(\AA^2)	Q<0.9
3	NAP	44-A	202	48/48	0.95	0.12	9,12,16,17	48
3	NAP	45-A	202	48/48	0.95	0.12	9,12,16,17	48
3	NAP	46-A	202	48/48	0.95	0.12	9,12,16,17	48
3	NAP	47-A	202	48/48	0.95	0.12	9,12,16,17	48
3	NAP	48-A	202	48/48	0.95	0.12	9,12,16,17	48
3	NAP	49-A	202	48/48	0.95	0.12	9,12,17,17	48
3	NAP	50-A	202	48/48	0.95	0.12	9,12,16,17	48
3	NAP	51-A	202	48/48	0.95	0.12	9,12,16,17	48
3	NAP	52-A	202	48/48	0.95	0.12	9,12,16,17	48
3	NAP	53-A	202	48/48	0.95	0.12	9,12,16,17	48
3	NAP	54-A	202	48/48	0.95	0.12	9,12,16,17	48
3	NAP	55-A	202	48/48	0.95	0.12	9,12,16,17	48
3	NAP	56-A	202	48/48	0.95	0.12	9,12,16,17	48
3	NAP	57-A	202	48/48	0.95	0.12	9,12,16,17	48
3	NAP	58-A	202	48/48	0.95	0.12	9,12,16,17	48
3	NAP	59-A	202	48/48	0.95	0.12	9,12,16,17	48
3	NAP	60-A	202	48/48	0.95	0.12	9,12,16,17	48
3	NAP	61-A	202	48/48	0.95	0.12	9,12,16,17	48
3	NAP	62-A	202	48/48	0.95	0.12	9,12,16,17	48
3	NAP	63-A	202	48/48	0.95	0.12	9,12,16,17	48
3	NAP	64-A	202	48/48	0.95	0.12	9,12,16,17	48
3	NAP	65-A	202	48/48	0.95	0.12	9,12,16,17	48
3	NAP	66-A	202	48/48	0.95	0.12	9,12,16,17	48
3	NAP	67-A	202	48/48	0.95	0.12	9,12,16,17	48
3	NAP	68-A	202	48/48	0.95	0.12	9,12,16,17	48
3	NAP	69-A	202	48/48	0.95	0.12	9,12,16,17	48
3	NAP	70-A	202	48/48	0.95	0.12	9,12,16,17	48
3	NAP	71-A	202	48/48	0.95	0.12	9,12,16,17	48
3	NAP	72-A	202	48/48	0.95	0.12	9,12,16,17	48
3	NAP	73-A	202	48/48	0.95	0.12	9,12,16,17	48
3	NAP	74-A	202	48/48	0.95	0.12	9,12,16,17	48
3	NAP	75-A	202	48/48	0.95	0.12	9,12,16,17	48
3	NAP	76-A	202	48/48	0.95	0.12	9,12,16,17	48
3	NAP	77-A	202	48/48	0.95	0.12	9,12,16,17	48
3	NAP	78-A	202	48/48	0.95	0.12	9,12,16,17	48
3	NAP	79-A	202	48/48	0.95	0.12	9,12,16,17	48
3	NAP	80-A	202	48/48	0.95	0.12	9,12,16,17	48
2	FOL	1-A	201	32/32	0.97	0.09	9,11,17,19	32
2	FOL	2-A	201	32/32	0.97	0.09	9,11,17,19	32
2	FOL	3-A	201	32/32	0.97	0.09	9,11,16,17	32
2	FOL	4-A	201	32/32	0.97	0.09	9,11,16,17	32
2	FOL	5-A	201	32/32	0.97	0.09	9,11,16,17	32

Continued on next page...

Continued from previous page...

Mol	Type	Chain	Res	Atoms	RSCC	RSR	B-factors(\AA^2)	Q<0.9
2	FOL	6-A	201	32/32	0.97	0.09	9,11,17,19	32
2	FOL	7-A	201	32/32	0.97	0.09	9,11,17,18	32
2	FOL	8-A	201	32/32	0.97	0.09	9,11,16,17	32
2	FOL	9-A	201	32/32	0.97	0.09	9,11,16,17	32
2	FOL	10-A	201	32/32	0.97	0.09	9,11,17,18	32
2	FOL	11-A	201	32/32	0.97	0.09	9,11,16,17	32
2	FOL	12-A	201	32/32	0.97	0.09	9,11,17,18	32
2	FOL	13-A	201	32/32	0.97	0.09	9,11,17,18	32
2	FOL	14-A	201	32/32	0.97	0.09	9,11,17,19	32
2	FOL	15-A	201	32/32	0.97	0.09	9,11,17,19	32
2	FOL	16-A	201	32/32	0.97	0.09	9,11,16,18	32
2	FOL	17-A	201	32/32	0.97	0.09	9,11,17,18	32
2	FOL	18-A	201	32/32	0.97	0.09	9,11,16,17	32
2	FOL	19-A	201	32/32	0.97	0.09	9,11,16,17	32
2	FOL	20-A	201	32/32	0.97	0.09	9,11,17,18	32
2	FOL	21-A	201	32/32	0.97	0.09	9,11,16,18	32
2	FOL	22-A	201	32/32	0.97	0.09	9,11,17,19	32
2	FOL	23-A	201	32/32	0.97	0.09	9,11,17,19	32
2	FOL	24-A	201	32/32	0.97	0.09	9,11,16,18	32
2	FOL	25-A	201	32/32	0.97	0.09	9,11,16,16	32
2	FOL	26-A	201	32/32	0.97	0.09	9,11,16,17	32
2	FOL	27-A	201	32/32	0.97	0.09	9,11,17,18	32
2	FOL	28-A	201	32/32	0.97	0.09	9,11,17,18	32
2	FOL	29-A	201	32/32	0.97	0.09	9,11,17,17	32
2	FOL	30-A	201	32/32	0.97	0.09	9,11,17,18	32
2	FOL	31-A	201	32/32	0.97	0.09	9,11,16,17	32
2	FOL	32-A	201	32/32	0.97	0.09	9,11,16,17	32
2	FOL	33-A	201	32/32	0.97	0.09	9,11,16,16	32
2	FOL	34-A	201	32/32	0.97	0.09	9,11,16,17	32
2	FOL	35-A	201	32/32	0.97	0.09	9,11,17,18	32
2	FOL	36-A	201	32/32	0.97	0.09	9,11,17,19	32
2	FOL	37-A	201	32/32	0.97	0.09	9,11,17,19	32
2	FOL	38-A	201	32/32	0.97	0.09	9,11,18,19	32
2	FOL	39-A	201	32/32	0.97	0.09	9,11,18,19	32
2	FOL	40-A	201	32/32	0.97	0.09	9,11,19,20	32
2	FOL	41-A	201	32/32	0.97	0.09	9,11,17,18	32
2	FOL	42-A	201	32/32	0.97	0.09	9,11,17,19	32
2	FOL	43-A	201	32/32	0.97	0.09	9,11,17,17	32
2	FOL	44-A	201	32/32	0.97	0.09	9,11,17,18	32
2	FOL	45-A	201	32/32	0.97	0.09	9,11,17,18	32
2	FOL	46-A	201	32/32	0.97	0.09	9,11,16,17	32
2	FOL	47-A	201	32/32	0.97	0.09	9,11,16,17	32

Continued on next page...

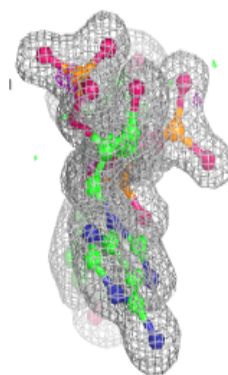
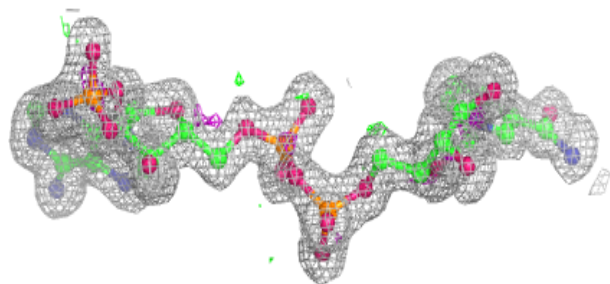
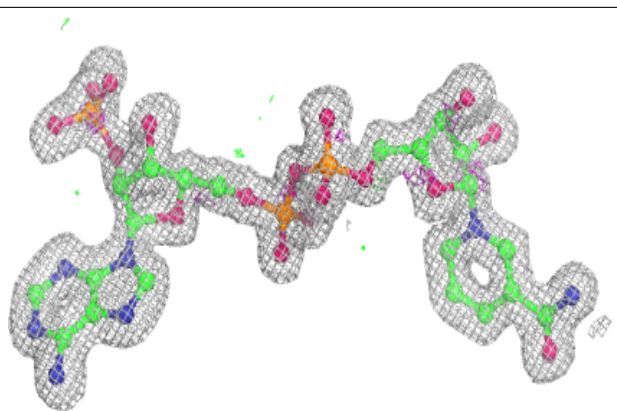
Continued from previous page...

Mol	Type	Chain	Res	Atoms	RSCC	RSR	B-factors(\AA^2)	Q<0.9
2	FOL	48-A	201	32/32	0.97	0.09	9,11,16,17	32
2	FOL	49-A	201	32/32	0.97	0.09	9,11,15,16	32
2	FOL	50-A	201	32/32	0.97	0.09	9,11,17,18	32
2	FOL	51-A	201	32/32	0.97	0.09	9,11,17,17	32
2	FOL	52-A	201	32/32	0.97	0.09	9,11,16,17	32
2	FOL	53-A	201	32/32	0.97	0.09	9,11,16,17	32
2	FOL	54-A	201	32/32	0.97	0.09	9,11,16,17	32
2	FOL	55-A	201	32/32	0.97	0.09	9,11,16,17	32
2	FOL	56-A	201	32/32	0.97	0.09	9,11,16,16	32
2	FOL	57-A	201	32/32	0.97	0.09	9,11,16,18	32
2	FOL	58-A	201	32/32	0.97	0.09	9,11,16,17	32
2	FOL	59-A	201	32/32	0.97	0.09	9,11,15,16	32
2	FOL	60-A	201	32/32	0.97	0.09	9,11,15,16	32
2	FOL	61-A	201	32/32	0.97	0.09	9,11,14,15	32
2	FOL	62-A	201	32/32	0.97	0.09	9,11,14,15	32
2	FOL	63-A	201	32/32	0.97	0.09	9,11,14,15	32
2	FOL	64-A	201	32/32	0.97	0.09	9,12,16,17	32
2	FOL	65-A	201	32/32	0.97	0.09	9,11,16,16	32
2	FOL	66-A	201	32/32	0.97	0.09	9,11,16,17	32
2	FOL	67-A	201	32/32	0.97	0.09	9,12,16,17	32
2	FOL	68-A	201	32/32	0.97	0.09	9,11,16,16	32
2	FOL	69-A	201	32/32	0.97	0.09	9,11,15,16	32
2	FOL	70-A	201	32/32	0.97	0.09	9,11,15,16	32
2	FOL	71-A	201	32/32	0.97	0.09	9,11,16,18	32
2	FOL	72-A	201	32/32	0.97	0.09	9,11,17,18	32
2	FOL	73-A	201	32/32	0.97	0.09	9,12,18,19	32
2	FOL	74-A	201	32/32	0.97	0.09	9,11,16,17	32
2	FOL	75-A	201	32/32	0.97	0.09	9,11,16,17	32
2	FOL	76-A	201	32/32	0.97	0.09	9,11,15,16	32
2	FOL	77-A	201	32/32	0.97	0.09	9,11,15,16	32
2	FOL	78-A	201	32/32	0.97	0.09	9,11,15,17	32
2	FOL	79-A	201	32/32	0.97	0.09	9,11,16,17	32
2	FOL	80-A	201	32/32	0.97	0.09	9,11,16,17	32

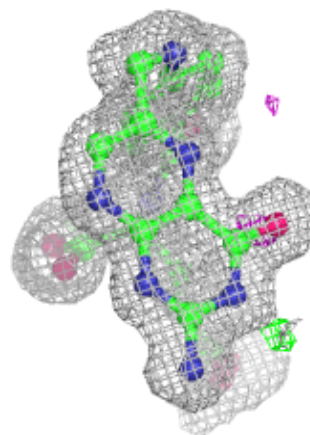
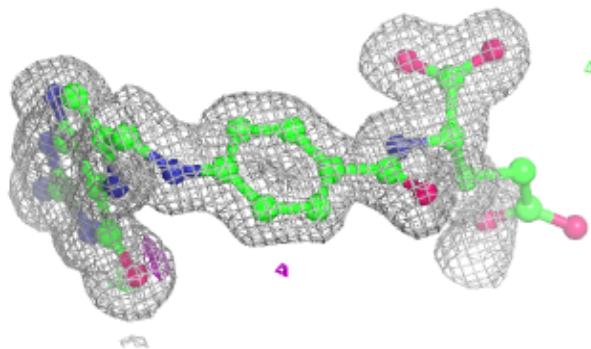
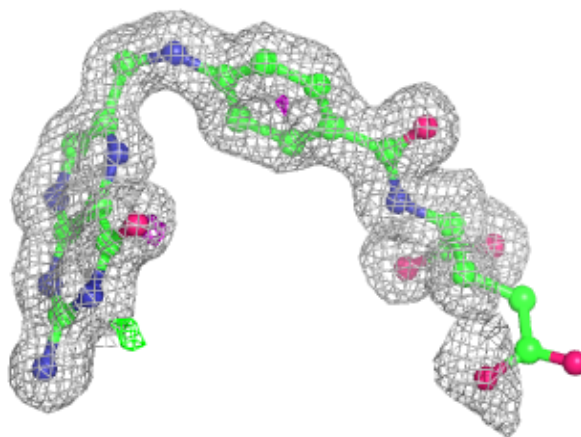
The following is a graphical depiction of the model fit to experimental electron density of all instances of the Ligand of Interest. In addition, ligands with molecular weight > 250 and outliers as shown on the geometry validation Tables will also be included. Each fit is shown from different orientation to approximate a three-dimensional view.

Electron density around NAP A 202:

$2mF_o-DF_c$ (at 0.7 rmsd) in gray
 mF_o-DF_c (at 3 rmsd) in purple (negative)
and green (positive)

**Electron density around FOL A 201:**

$2mF_o-DF_c$ (at 0.7 rmsd) in gray
 mF_o-DF_c (at 3 rmsd) in purple (negative)
and green (positive)



6.5 Other polymers [i](#)

There are no such residues in this entry.