



Full wwPDB EM Validation Report ⓘ

Nov 21, 2022 – 02:24 PM JST

PDB ID : 7D03
EMDB ID : EMD-30524
Title : S protein of SARS-CoV-2 in complex bound with FabP5A-2G7
Authors : Yan, R.H.; Zhang, Y.Y.; Li, Y.N.; Zhou, Q.
Deposited on : 2020-09-09
Resolution : 3.20 Å (reported)

This is a Full wwPDB EM Validation Report for a publicly released PDB entry.

We welcome your comments at validation@mail.wwpdb.org

A user guide is available at

<https://www.wwpdb.org/validation/2017/EMValidationReportHelp>

with specific help available everywhere you see the ⓘ symbol.

The types of validation reports are described at

<http://www.wwpdb.org/validation/2017/FAQs#types>.

The following versions of software and data (see [references ⓘ](#)) were used in the production of this report:

EMDB validation analysis : 0.0.1.dev43
Mogul : 1.8.5 (274361), CSD as541be (2020)
MolProbity : 4.02b-467
buster-report : 1.1.7 (2018)
Percentile statistics : 20191225.v01 (using entries in the PDB archive December 25th 2019)
MapQ : 1.9.9
Ideal geometry (proteins) : Engh & Huber (2001)
Ideal geometry (DNA, RNA) : Parkinson et al. (1996)
Validation Pipeline (wwPDB-VP) : 2.31.3

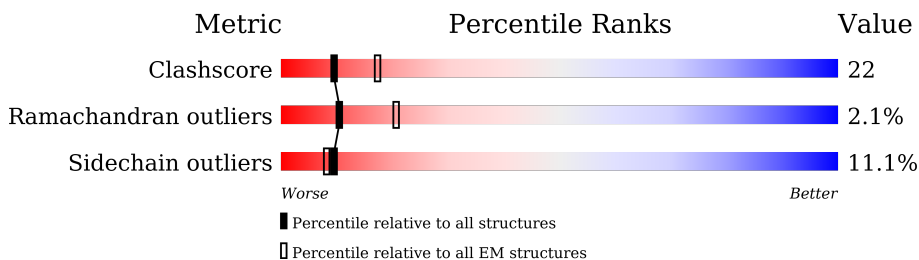
1 Overall quality at a glance i

The following experimental techniques were used to determine the structure:

ELECTRON MICROSCOPY

The reported resolution of this entry is 3.20 Å.

Percentile scores (ranging between 0-100) for global validation metrics of the entry are shown in the following graphic. The table shows the number of entries on which the scores are based.









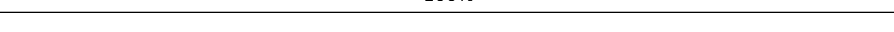



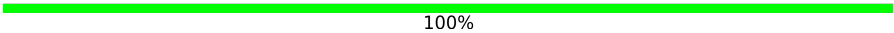






Metric	Whole archive (#Entries)	EM structures (#Entries)
Clashscore	158937	4297
Ramachandran outliers	154571	4023
Sidechain outliers	154315	3826

The table below summarises the geometric issues observed across the polymeric chains and their fit to the map. The red, orange, yellow and green segments of the bar indicate the fraction of residues that contain outliers for ≥ 3 , 2, 1 and 0 types of geometric quality criteria respectively. A grey segment represents the fraction of residues that are not modelled. The numeric value for each fraction is indicated below the corresponding segment, with a dot representing fractions $\leq 5\%$. The upper red bar (where present) indicates the fraction of residues that have poor fit to the EM map (all-atom inclusion $< 40\%$). The numeric value is given above the bar.

Mol	Chain	Length	Quality of chain
1	A	1283	18% (Poor fit), 52% (0 outliers), 22% (1 outlier), 2% (2 outliers), 2% (3+ outliers), 22% (Not modelled)
1	B	1283	10% (Poor fit), 53% (0 outliers), 20% (1 outlier), 2% (2 outliers), 2% (3+ outliers), 24% (Not modelled)
1	C	1283	11% (Poor fit), 49% (0 outliers), 22% (1 outlier), 5% (2 outliers), 2% (3+ outliers), 24% (Not modelled)
2	H	458	50% (Poor fit), 30% (0 outliers), 17% (1 outlier), 2% (2 outliers), 2% (3+ outliers), 50% (Not modelled)
3	L	217	99% (Poor fit), 46% (0 outliers), 47% (1 outlier), 5% (2 outliers), 2% (3+ outliers), 5% (Not modelled)
4	D	2	50% (Poor fit), 100% (0 outliers)
4	E	2	100% (0 outliers)
4	F	2	100% (0 outliers)

Continued on next page...

Continued from previous page...

Mol	Chain	Length	Quality of chain
4	G	2	 50% 50%
4	I	2	 50% 50%
4	J	2	 50% 50%
4	K	2	 50% 50%
4	M	2	 100% 50%
4	N	2	 50% 100%
4	O	2	 50% 50%
4	P	2	 50% 50%
4	Q	2	 50% 50%
4	R	2	 100%
4	S	2	 100% 100%
4	T	2	 50% 50%
4	U	2	 50% 50%
4	V	2	 100%
4	W	2	 50% 50%
4	X	2	 100%
4	Y	2	 50% 100%

2 Entry composition [i](#)

There are 5 unique types of molecules in this entry. The entry contains 27519 atoms, of which 0 are hydrogens and 0 are deuteriums.

In the tables below, the AltConf column contains the number of residues with at least one atom in alternate conformation and the Trace column contains the number of residues modelled with at most 2 atoms.

- Molecule 1 is a protein called Spike glycoprotein.

Mol	Chain	Residues	Atoms					AltConf	Trace
			Total	C	N	O	S		
1	A	1006	7863	5019	1308	1500	36	0	0
1	B	981	7692	4919	1278	1460	35	0	0
1	C	981	7692	4919	1278	1460	35	0	0

There are 36 discrepancies between the modelled and reference sequences:

Chain	Residue	Modelled	Actual	Comment	Reference
A	986	PRO	LYS	conflict	UNP P0DTC2
A	987	PRO	VAL	conflict	UNP P0DTC2
A	1274	LEU	-	expression tag	UNP P0DTC2
A	1275	GLU	-	expression tag	UNP P0DTC2
A	1276	ASP	-	expression tag	UNP P0DTC2
A	1277	TYR	-	expression tag	UNP P0DTC2
A	1278	LYS	-	expression tag	UNP P0DTC2
A	1279	ASP	-	expression tag	UNP P0DTC2
A	1280	ASP	-	expression tag	UNP P0DTC2
A	1281	ASP	-	expression tag	UNP P0DTC2
A	1282	ASP	-	expression tag	UNP P0DTC2
A	1283	LYS	-	expression tag	UNP P0DTC2
B	986	PRO	LYS	conflict	UNP P0DTC2
B	987	PRO	VAL	conflict	UNP P0DTC2
B	1274	LEU	-	expression tag	UNP P0DTC2
B	1275	GLU	-	expression tag	UNP P0DTC2
B	1276	ASP	-	expression tag	UNP P0DTC2
B	1277	TYR	-	expression tag	UNP P0DTC2
B	1278	LYS	-	expression tag	UNP P0DTC2
B	1279	ASP	-	expression tag	UNP P0DTC2
B	1280	ASP	-	expression tag	UNP P0DTC2
B	1281	ASP	-	expression tag	UNP P0DTC2
B	1282	ASP	-	expression tag	UNP P0DTC2
B	1283	LYS	-	expression tag	UNP P0DTC2

Continued on next page...

Continued from previous page...

Chain	Residue	Modelled	Actual	Comment	Reference
C	986	PRO	LYS	conflict	UNP P0DTC2
C	987	PRO	VAL	conflict	UNP P0DTC2
C	1274	LEU	-	expression tag	UNP P0DTC2
C	1275	GLU	-	expression tag	UNP P0DTC2
C	1276	ASP	-	expression tag	UNP P0DTC2
C	1277	TYR	-	expression tag	UNP P0DTC2
C	1278	LYS	-	expression tag	UNP P0DTC2
C	1279	ASP	-	expression tag	UNP P0DTC2
C	1280	ASP	-	expression tag	UNP P0DTC2
C	1281	ASP	-	expression tag	UNP P0DTC2
C	1282	ASP	-	expression tag	UNP P0DTC2
C	1283	LYS	-	expression tag	UNP P0DTC2

- Molecule 2 is a protein called Immunoglobulin heavy variable 4-61,chain H of FabP5A-2G7, Epididymis luminal protein 214.

Mol	Chain	Residues	Atoms					AltConf	Trace
			Total	C	N	O	S		
2	H	230	1727	1094	286	341	6	0	0

There is a discrepancy between the modelled and reference sequences:

Chain	Residue	Modelled	Actual	Comment	Reference
H	27	ASP	GLY	conflict	UNP A0A0C4DH41

- Molecule 3 is a protein called IGL c2312_light_IGLV2-14_IGLJ2,IGL@ protein.

Mol	Chain	Residues	Atoms					AltConf	Trace
			Total	C	N	O	S		
3	L	214	1579	983	262	329	5	0	0

- Molecule 4 is an oligosaccharide called 2-acetamido-2-deoxy-beta-D-glucopyranose-(1-4)-2-acetamido-2-deoxy-beta-D-glucopyranose.



Mol	Chain	Residues	Atoms				AltConf	Trace
			Total	C	N	O		
4	D	2	28	16	2	10	0	0

Continued on next page...

Continued from previous page...

Mol	Chain	Residues	Atoms				AltConf	Trace
			Total	C	N	O		
4	E	2	28	16	2	10	0	0
4	F	2	28	16	2	10	0	0
4	G	2	28	16	2	10	0	0
4	I	2	28	16	2	10	0	0
4	J	2	28	16	2	10	0	0
4	K	2	28	16	2	10	0	0
4	M	2	28	16	2	10	0	0
4	N	2	28	16	2	10	0	0
4	O	2	28	16	2	10	0	0
4	P	2	28	16	2	10	0	0
4	Q	2	28	16	2	10	0	0
4	R	2	28	16	2	10	0	0
4	S	2	28	16	2	10	0	0
4	T	2	28	16	2	10	0	0
4	U	2	28	16	2	10	0	0
4	V	2	28	16	2	10	0	0
4	W	2	28	16	2	10	0	0
4	X	2	28	16	2	10	0	0
4	Y	2	28	16	2	10	0	0

- Molecule 5 is 2-acetamido-2-deoxy-beta-D-glucopyranose (three-letter code: NAG) (formula: $C_8H_{15}NO_6$) (labeled as "Ligand of Interest" by depositor).



Mol	Chain	Residues	Atoms				AltConf
			Total	C	N	O	
5	A	1	126	72	9	45	0
5	A	1	126	72	9	45	0
5	A	1	126	72	9	45	0
5	A	1	126	72	9	45	0
5	A	1	126	72	9	45	0
5	A	1	126	72	9	45	0
5	A	1	126	72	9	45	0
5	A	1	126	72	9	45	0
5	A	1	126	72	9	45	0
5	B	1	154	88	11	55	0
5	B	1	154	88	11	55	0
5	B	1	154	88	11	55	0
5	B	1	154	88	11	55	0
5	B	1	154	88	11	55	0

Continued on next page...

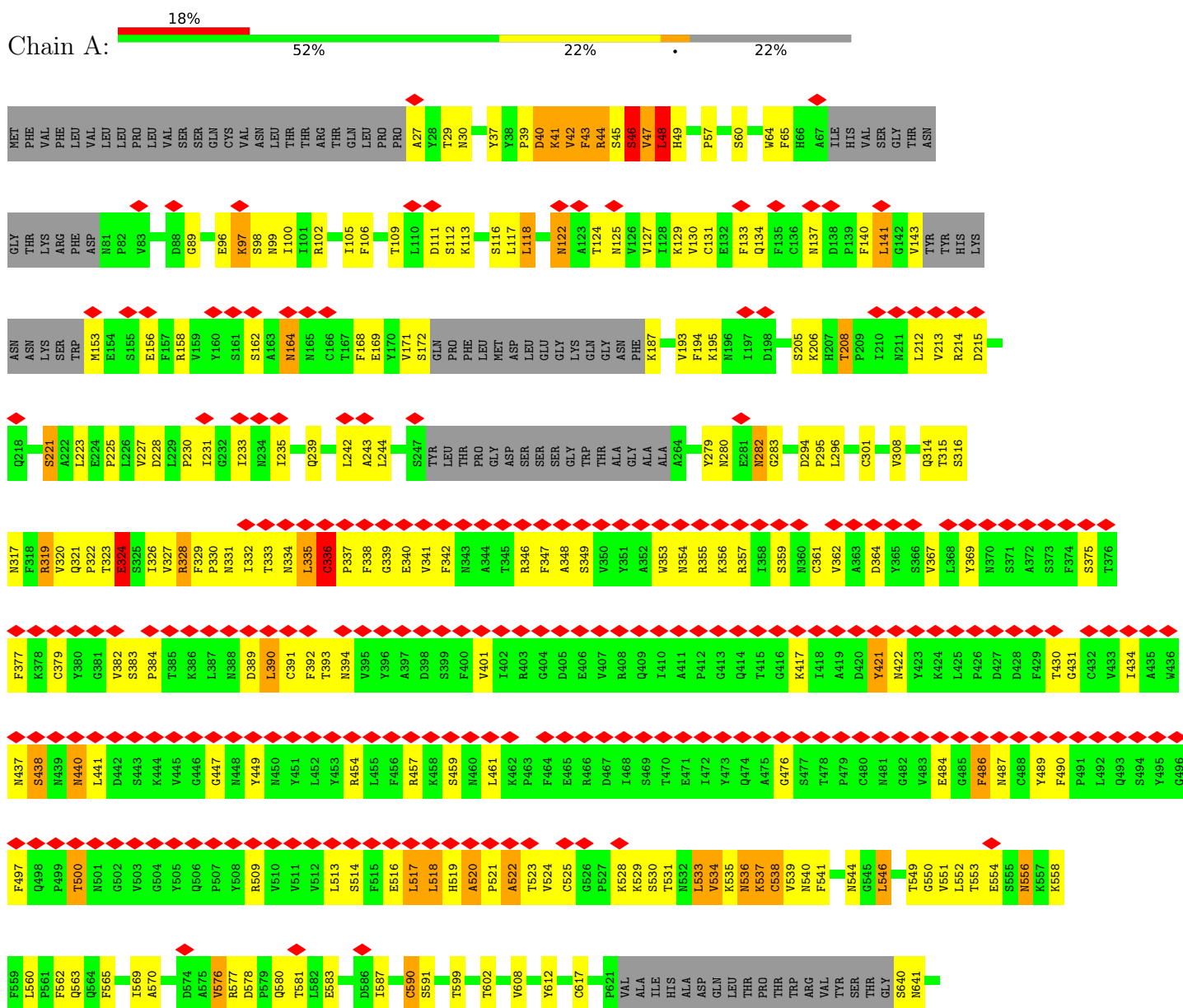
Continued from previous page...

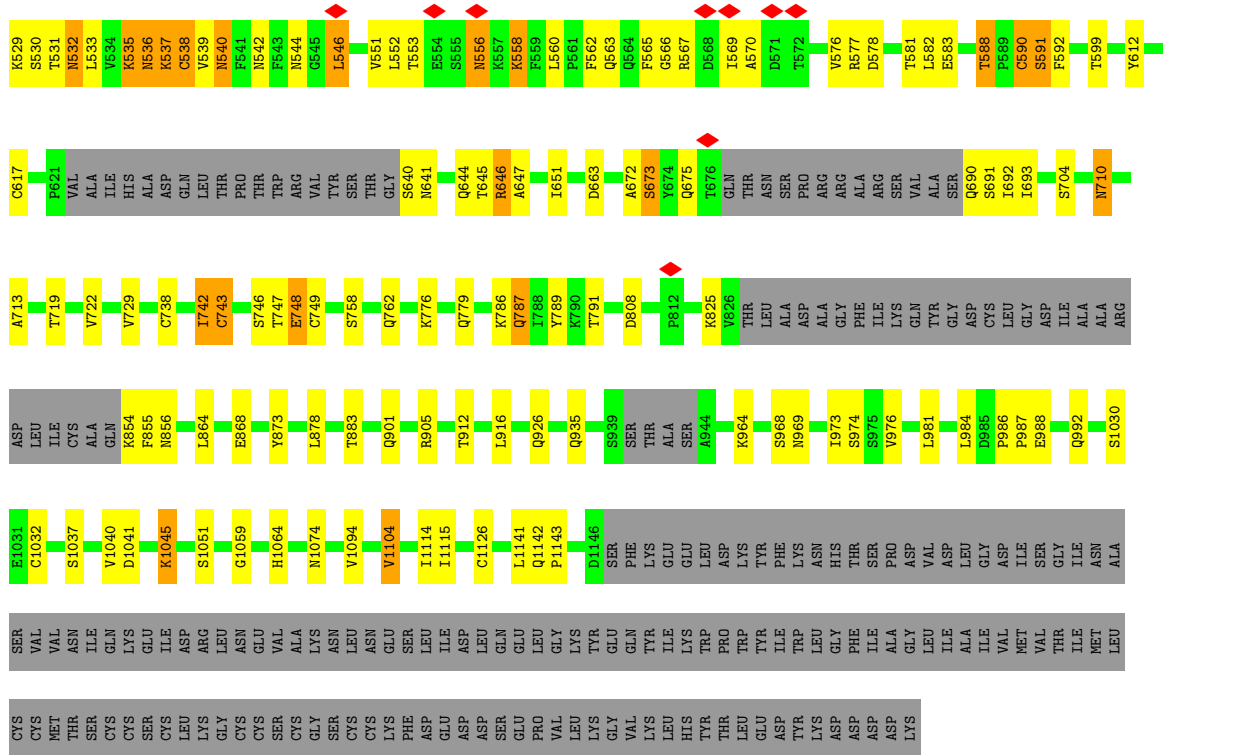
Mol	Chain	Residues	Atoms				AltConf
			Total	C	N	O	
5	B	1	Total 154	88	11	55	0
5	B	1	Total 154	88	11	55	0
5	B	1	Total 154	88	11	55	0
5	B	1	Total 154	88	11	55	0
5	B	1	Total 154	88	11	55	0
5	B	1	Total 154	88	11	55	0
5	B	1	Total 154	88	11	55	0
5	C	1	Total 126	72	9	45	0
5	C	1	Total 126	72	9	45	0
5	C	1	Total 126	72	9	45	0
5	C	1	Total 126	72	9	45	0
5	C	1	Total 126	72	9	45	0
5	C	1	Total 126	72	9	45	0
5	C	1	Total 126	72	9	45	0
5	C	1	Total 126	72	9	45	0
5	C	1	Total 126	72	9	45	0
5	C	1	Total 126	72	9	45	0

3 Residue-property plots

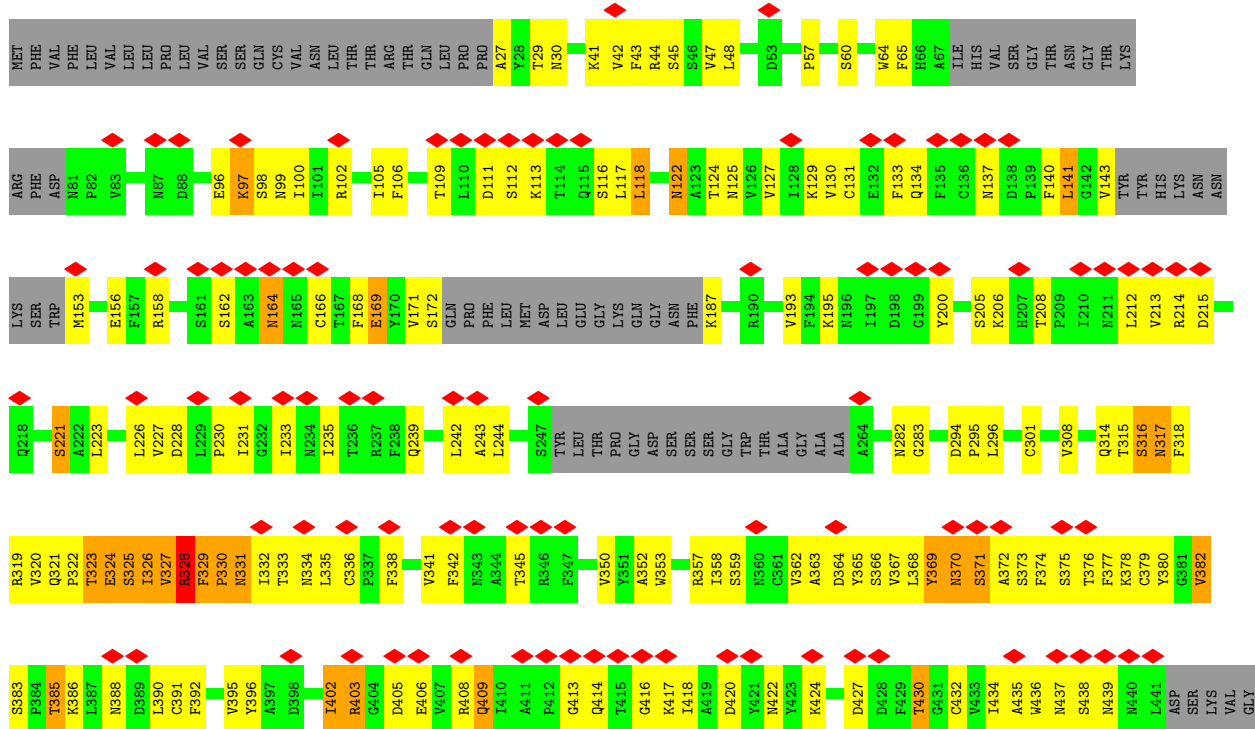
These plots are drawn for all protein, RNA, DNA and oligosaccharide chains in the entry. The first graphic for a chain summarises the proportions of the various outlier classes displayed in the second graphic. The second graphic shows the sequence view annotated by issues in geometry and atom inclusion in map density. Residues are color-coded according to the number of geometric quality criteria for which they contain at least one outlier: green = 0, yellow = 1, orange = 2 and red = 3 or more. A red diamond above a residue indicates a poor fit to the EM map for this residue (all-atom inclusion < 40%). Stretches of 2 or more consecutive residues without any outlier are shown as a green connector. Residues present in the sample, but not in the model, are shown in grey.

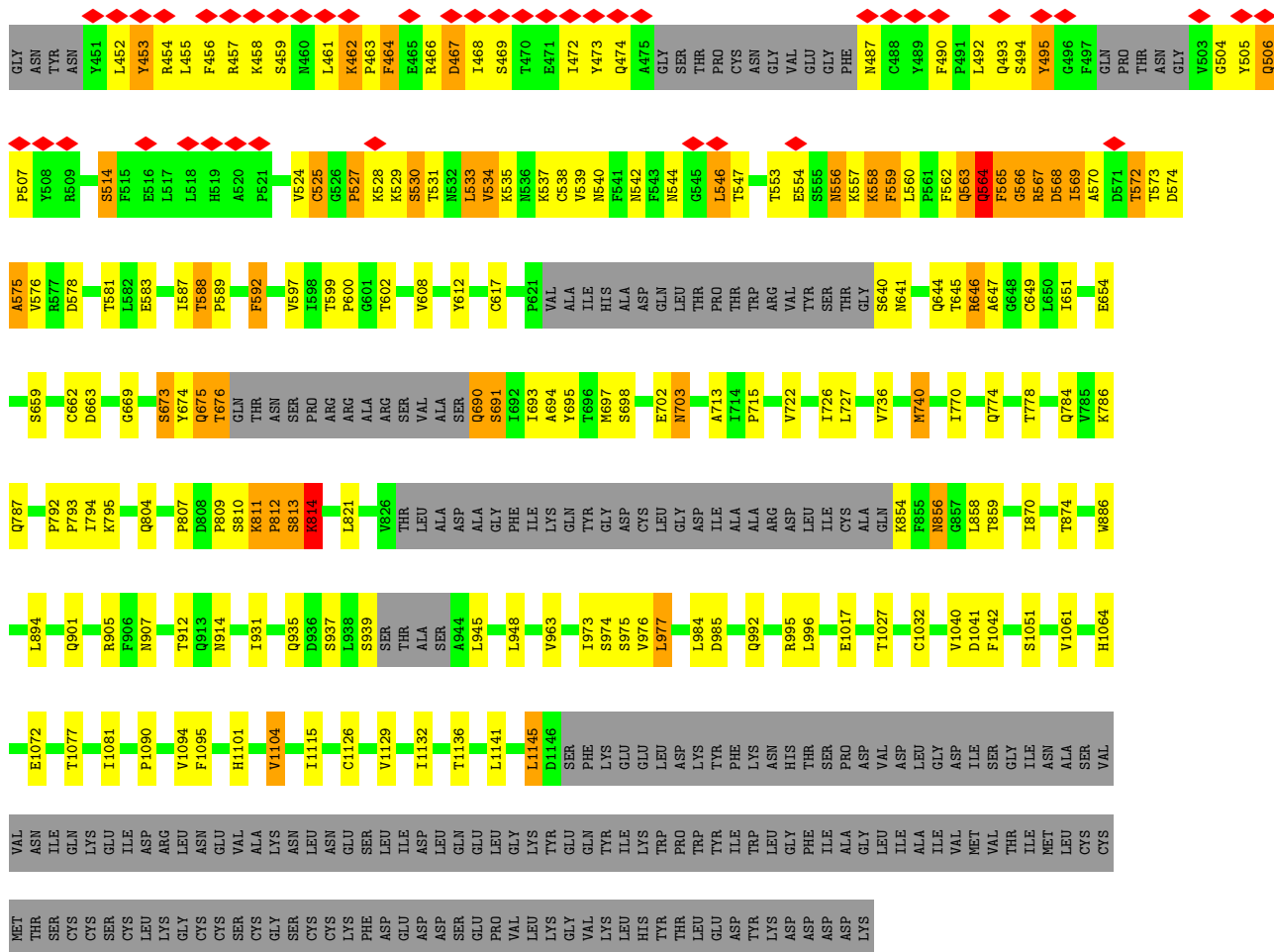
• Molecule 1: Spike glycoprotein



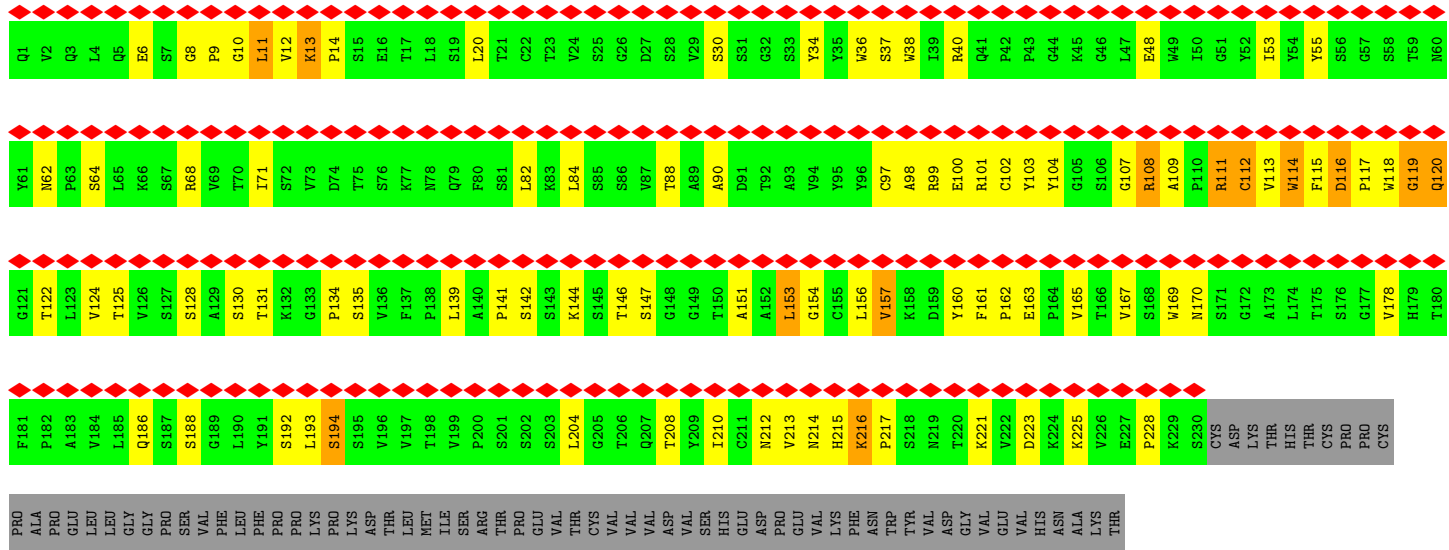
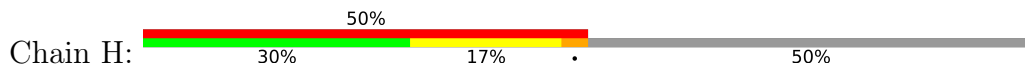


• Molecule 1: Spike glycoprotein



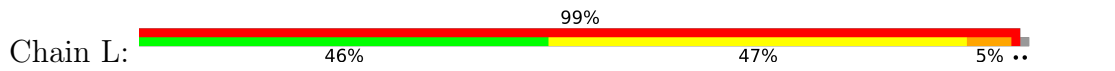


● Molecule 2: Immunoglobulin heavy variable 4-61,chain H of FabP5A-2G7,Epididymis luminal protein 214



LYS	PRO	ARG	GLU	GLY	GLN	TYR	ASN	SER	THR	THR	LYS	ARG	VAL	VAL	VAL	SER	SER	THR	THR	CYS	THR	VAL	VAL	LEU	HIS	GLY	GLN	ASP	TRP	ASP	GLY	LYS	LYS	VAL	TYR	LYS	CYS	CYS	VAL	VAL	ASN	ASN	ASN	PRO	ALA	LEU	PRO	PRO	ALA	ASN	TYR	PRO	ILE	LYS	THR	LYS	THR	PRO	ILE	VAL	SER	SER	LYS	ALA	LYS	GLY	SER	LYS	THR	THR	PRO	GLY	GLN	PRO	PRO	ARG	ARG	GLY	PRO	GLN	VAL	TYR
-----	-----	-----	-----	-----	-----	-----	-----	-----	-----	-----	-----	-----	-----	-----	-----	-----	-----	-----	-----	-----	-----	-----	-----	-----	-----	-----	-----	-----	-----	-----	-----	-----	-----	-----	-----	-----	-----	-----	-----	-----	-----	-----	-----	-----	-----	-----	-----	-----	-----	-----	-----	-----	-----	-----	-----	-----	-----	-----	-----	-----	-----	-----	-----	-----	-----	-----	-----	-----	-----	-----	-----	-----	-----	-----	-----	-----	-----	-----	-----	-----	-----	-----

• Molecule 3: IGL c2312_light_IGLV2-14_IGLJ2,IGL@ protein



Q1	S2	A3	L4	T5	Q6	P7	A8	S9	V10	S11	G12	P14	G15	Q16	S17	I18	T19	I20	C22	T23	G24	T25	S26	S27	D28	V29	G30	G31	Y32	N33	Y34	V35	S36	N37	Y38	Q39	Q40	H41	P42	G43	K44	A45	P46	K47	L48	M49	V50	Y51	D52	V53	S54	N55	R56	P57	S58	G59	V60		
S61	R62	R63	F64	S65	G66	S67	K68	S69	G70	M71	T72	A73	S74	L75	T76	I77	S78	L80	Q81	A82	E83	D84	E85	A86	D87	Y88	Y89	C90	S91	S92	Y93	T94	S95	S96	S97	T98	L99	V100	V101	F102	G103	G104	G105	T106	K107	L108	T109	V110	L111	G112	Q113	P114	K115	A116	A117	P118	S119	V120	
T121	L122	F123	P124	P125	S126	S127	E128	E129	L130	Q131	A132	M133	K134	A135	T136	L137	V138	C139	L140	I141	S142	D143	F144	Y145	P146	G147	A148	V149	T150	V151	A152	K153	K154	A155	D156	S157	S158	P159	V160	K161	A162	G163	V164	E165	T166	T167	T168	P169	S170	K171	Q172	S173	M174	M175	K176	Y177	A178	A179	S180
S181	Y182	L183	S184	L185	T186	P187	E188	Q189	V190	K191	S192	H193	R194	S195	Y196	S197	C198	Q199	V200	T201	H202	E203	G204	S205	T206	V207	E208	K209	T210	V211	A212	P213	T214	GLY	CYS	SER																							

• Molecule 4: 2-acetamido-2-deoxy-beta-D-glucopyranose-(1-4)-2-acetamido-2-deoxy-beta-D-glucopyranose



MAG1	MAG2
------	------

• Molecule 4: 2-acetamido-2-deoxy-beta-D-glucopyranose-(1-4)-2-acetamido-2-deoxy-beta-D-glucopyranose



MAG1	MAG2
------	------

• Molecule 4: 2-acetamido-2-deoxy-beta-D-glucopyranose-(1-4)-2-acetamido-2-deoxy-beta-D-glucopyranose



MAG1	MAG2
------	------

- Molecule 4: 2-acetamido-2-deoxy-beta-D-glucopyranose-(1-4)-2-acetamido-2-deoxy-beta-D-glucopyranose

Chain G:  50% 50%



- Molecule 4: 2-acetamido-2-deoxy-beta-D-glucopyranose-(1-4)-2-acetamido-2-deoxy-beta-D-glucopyranose

Chain I:  50% 50%



- Molecule 4: 2-acetamido-2-deoxy-beta-D-glucopyranose-(1-4)-2-acetamido-2-deoxy-beta-D-glucopyranose

Chain J:  50% 50%



- Molecule 4: 2-acetamido-2-deoxy-beta-D-glucopyranose-(1-4)-2-acetamido-2-deoxy-beta-D-glucopyranose

Chain K:  50% 50%



- Molecule 4: 2-acetamido-2-deoxy-beta-D-glucopyranose-(1-4)-2-acetamido-2-deoxy-beta-D-glucopyranose

Chain M:  50% 100% 50%



- Molecule 4: 2-acetamido-2-deoxy-beta-D-glucopyranose-(1-4)-2-acetamido-2-deoxy-beta-D-glucopyranose

Chain N:  50% 100%



- Molecule 4: 2-acetamido-2-deoxy-beta-D-glucopyranose-(1-4)-2-acetamido-2-deoxy-beta-D-glucopyranose

Chain O:  50% 50%




- Molecule 4: 2-acetamido-2-deoxy-beta-D-glucopyranose-(1-4)-2-acetamido-2-deoxy-beta-D-glucopyranose

Chain P:  50% 50%



- Molecule 4: 2-acetamido-2-deoxy-beta-D-glucopyranose-(1-4)-2-acetamido-2-deoxy-beta-D-glucopyranose

Chain Q:  50% 50%



- Molecule 4: 2-acetamido-2-deoxy-beta-D-glucopyranose-(1-4)-2-acetamido-2-deoxy-beta-D-glucopyranose

Chain R:  100%



- Molecule 4: 2-acetamido-2-deoxy-beta-D-glucopyranose-(1-4)-2-acetamido-2-deoxy-beta-D-glucopyranose

Chain S:  100% 100%



- Molecule 4: 2-acetamido-2-deoxy-beta-D-glucopyranose-(1-4)-2-acetamido-2-deoxy-beta-D-glucopyranose

Chain T:  50% 50% 50%



- Molecule 4: 2-acetamido-2-deoxy-beta-D-glucopyranose-(1-4)-2-acetamido-2-deoxy-beta-D-glucopyranose

Chain U:  50% 50%

 MAG1
MAG2

- Molecule 4: 2-acetamido-2-deoxy-beta-D-glucopyranose-(1-4)-2-acetamido-2-deoxy-beta-D-glucopyranose

Chain V:  100%

 MAG1
MAG2

- Molecule 4: 2-acetamido-2-deoxy-beta-D-glucopyranose-(1-4)-2-acetamido-2-deoxy-beta-D-glucopyranose

Chain W:  50% 50%

 MAG1
MAG2

- Molecule 4: 2-acetamido-2-deoxy-beta-D-glucopyranose-(1-4)-2-acetamido-2-deoxy-beta-D-glucopyranose

Chain X:  100%

 MAG1
MAG2

- Molecule 4: 2-acetamido-2-deoxy-beta-D-glucopyranose-(1-4)-2-acetamido-2-deoxy-beta-D-glucopyranose

Chain Y:  50% 100%

 MAG1
MAG2

4 Experimental information

Property	Value	Source
EM reconstruction method	SINGLE PARTICLE	Depositor
Imposed symmetry	POINT, Not provided	
Number of particles used	145010	Depositor
Resolution determination method	FSC 0.143 CUT-OFF	Depositor
CTF correction method	PHASE FLIPPING AND AMPLITUDE CORRECTION	Depositor
Microscope	FEI TITAN KRIOS	Depositor
Voltage (kV)	300	Depositor
Electron dose ($e^-/\text{\AA}^2$)	50	Depositor
Minimum defocus (nm)	Not provided	
Maximum defocus (nm)	Not provided	
Magnification	Not provided	
Image detector	GATAN K3 BIOQUANTUM (6k x 4k)	Depositor
Maximum map value	0.143	Depositor
Minimum map value	-0.080	Depositor
Average map value	0.000	Depositor
Map value standard deviation	0.004	Depositor
Recommended contour level	0.02	Depositor
Map size (Å)	313.056, 313.056, 313.056	wwPDB
Map dimensions	288, 288, 288	wwPDB
Map angles (°)	90.0, 90.0, 90.0	wwPDB
Pixel spacing (Å)	1.087, 1.087, 1.087	Depositor

5 Model quality [i](#)

5.1 Standard geometry [i](#)

Bond lengths and bond angles in the following residue types are not validated in this section: NAG

The Z score for a bond length (or angle) is the number of standard deviations the observed value is removed from the expected value. A bond length (or angle) with $|Z| > 5$ is considered an outlier worth inspection. RMSZ is the root-mean-square of all Z scores of the bond lengths (or angles).

Mol	Chain	Bond lengths		Bond angles	
		RMSZ	# Z >5	RMSZ	# Z >5
1	A	0.59	0/8039	0.56	0/10936
1	B	0.49	0/7861	0.55	0/10688
1	C	0.49	0/7861	0.54	0/10688
2	H	0.41	0/1774	0.54	0/2424
3	L	0.40	0/1616	0.53	0/2206
All	All	0.51	0/27151	0.55	0/36942

There are no bond length outliers.

There are no bond angle outliers.

There are no chirality outliers.

There are no planarity outliers.

5.2 Too-close contacts [i](#)

In the following table, the Non-H and H(model) columns list the number of non-hydrogen atoms and hydrogen atoms in the chain respectively. The H(added) column lists the number of hydrogen atoms added and optimized by MolProbity. The Clashes column lists the number of clashes within the asymmetric unit, whereas Symm-Clashes lists symmetry-related clashes.

Mol	Chain	Non-H	H(model)	H(added)	Clashes	Symm-Clashes
1	A	7863	0	7658	359	0
1	B	7692	0	7515	299	0
1	C	7692	0	7511	406	0
2	H	1727	0	1691	161	0
3	L	1579	0	1527	124	0
4	D	28	0	25	0	0
4	E	28	0	25	3	0
4	F	28	0	25	0	0

Continued on next page...

Continued from previous page...

Mol	Chain	Non-H	H(model)	H(added)	Clashes	Symm-Clashes
4	G	28	0	25	1	0
4	I	28	0	25	1	0
4	J	28	0	25	0	0
4	K	28	0	25	0	0
4	M	28	0	25	4	0
4	N	28	0	25	0	0
4	O	28	0	25	0	0
4	P	28	0	25	0	0
4	Q	28	0	25	1	0
4	R	28	0	25	0	0
4	S	28	0	25	0	0
4	T	28	0	25	1	0
4	U	28	0	25	0	0
4	V	28	0	25	0	0
4	W	28	0	25	1	0
4	X	28	0	25	2	0
4	Y	28	0	25	0	0
5	A	126	0	117	6	0
5	B	154	0	142	8	0
5	C	126	0	117	6	0
All	All	27519	0	26778	1211	0

The all-atom clashscore is defined as the number of clashes found per 1000 atoms (including hydrogen atoms). The all-atom clashscore for this structure is 22.

All (1211) close contacts within the same asymmetric unit are listed below, sorted by their clash magnitude.

Atom-1	Atom-2	Interatomic distance (Å)	Clash overlap (Å)
1:B:538:CYS:SG	1:B:590:CYS:HB3	1.47	1.54
5:B:1410:NAG:O4	5:B:1411:NAG:C1	1.63	1.46
2:H:116:ASP:HB3	2:H:117:PRO:CD	1.44	1.45
1:A:335:LEU:HA	1:A:362:VAL:CG1	1.50	1.41
1:B:329:PHE:CE1	1:B:525:CYS:SG	2.23	1.31
1:A:703:ASN:HB2	1:B:787:GLN:OE1	1.28	1.31
2:H:111:ARG:HB3	3:L:93:TYR:CZ	1.64	1.30
1:B:329:PHE:HE1	1:B:525:CYS:SG	1.54	1.30
1:A:490:PHE:CD2	2:H:104:TYR:CD2	2.20	1.28
2:H:111:ARG:HB3	3:L:93:TYR:CE2	1.69	1.27
1:A:490:PHE:HE2	2:H:104:TYR:CE2	1.53	1.27
1:C:364:ASP:OD1	1:C:527:PRO:HG3	1.35	1.26
1:B:538:CYS:SG	1:B:590:CYS:CB	2.22	1.25

Continued on next page...

Continued from previous page...

Atom-1	Atom-2	Interatomic distance (Å)	Clash overlap (Å)
1:A:490:PHE:CE2	2:H:104:TYR:CE2	2.23	1.25
1:A:335:LEU:CA	1:A:362:VAL:HG13	1.67	1.23
1:C:534:VAL:O	1:C:535:LYS:HG3	1.34	1.22
1:A:340:GLU:OE2	1:A:356:LYS:HE2	1.38	1.21
1:A:323:THR:O	1:A:539:VAL:HG23	1.39	1.21
2:H:101:ARG:HB2	2:H:114:TRP:CZ2	1.76	1.20
1:A:490:PHE:CE2	2:H:104:TYR:CD2	2.27	1.20
1:C:364:ASP:CB	1:C:367:VAL:CG2	2.21	1.19
1:C:364:ASP:HB2	1:C:367:VAL:CG2	1.72	1.18
1:C:364:ASP:HB2	1:C:367:VAL:HG21	1.26	1.17
1:C:364:ASP:HB3	1:C:367:VAL:HG23	1.21	1.17
2:H:113:VAL:HG23	2:H:114:TRP:CD1	1.78	1.17
1:B:357:ARG:CD	1:C:230:PRO:HG3	1.75	1.16
1:C:366:SER:HA	1:C:369:TYR:HD2	1.07	1.12
1:A:523:THR:HG22	1:A:524:VAL:H	0.97	1.11
1:B:391:CYS:SG	1:B:525:CYS:HB2	1.89	1.11
1:C:328:ARG:O	1:C:329:PHE:HD1	1.29	1.11
2:H:116:ASP:CB	2:H:117:PRO:CD	2.24	1.11
2:H:113:VAL:HG23	2:H:114:TRP:HD1	1.00	1.10
1:B:748:GLU:HG3	1:B:981:LEU:HD21	1.32	1.09
1:C:328:ARG:O	1:C:329:PHE:CD1	2.06	1.09
2:H:100:GLU:CD	2:H:115:PHE:HE1	1.57	1.08
1:A:41:LYS:HB3	1:C:563:GLN:HA	1.38	1.06
1:B:357:ARG:HH11	1:C:230:PRO:CG	1.67	1.06
1:B:357:ARG:NH1	1:C:230:PRO:HG3	1.70	1.06
1:A:392:PHE:HB3	1:A:517:LEU:HD21	1.35	1.06
1:B:357:ARG:HD2	1:C:230:PRO:HG3	1.35	1.05
1:C:364:ASP:CB	1:C:367:VAL:HG23	1.81	1.05
1:A:520:ALA:HB1	1:A:521:PRO:HD2	1.35	1.05
1:A:486:PHE:CD1	2:H:114:TRP:CH2	2.44	1.04
3:L:5:THR:HG23	3:L:104:GLY:H	1.09	1.04
1:B:391:CYS:SG	1:B:525:CYS:CB	2.46	1.04
1:B:388:ASN:HB3	1:B:527:PRO:HD2	1.39	1.03
1:A:392:PHE:HB3	1:A:517:LEU:CD2	1.88	1.03
2:H:101:ARG:CB	2:H:114:TRP:CZ2	2.40	1.03
1:A:486:PHE:CZ	3:L:51:TYR:CE2	2.46	1.02
1:C:366:SER:HA	1:C:369:TYR:CD2	1.93	1.02
1:A:230:PRO:HB2	1:C:357:ARG:NH1	1.74	1.02
3:L:5:THR:CG2	3:L:104:GLY:H	1.71	1.02
2:H:116:ASP:HB3	2:H:117:PRO:HD2	1.03	1.01
1:A:523:THR:HG22	1:A:524:VAL:N	1.72	1.01

Continued on next page...

Continued from previous page...

Atom-1	Atom-2	Interatomic distance (Å)	Clash overlap (Å)
1:B:357:ARG:HD2	1:C:230:PRO:CG	1.91	1.01
2:H:102:CYS:HA	2:H:112:CYS:HA	1.38	1.01
3:L:6:GLN:HB3	3:L:7:PRO:HD3	1.40	1.01
1:A:392:PHE:CB	1:A:517:LEU:HD21	1.92	1.00
5:B:1410:NAG:C4	5:B:1411:NAG:C1	2.38	1.00
1:B:422:ASN:HD21	1:B:455:LEU:H	1.08	1.00
1:C:569:ILE:H	1:C:569:ILE:HD12	1.27	1.00
1:B:539:VAL:HG22	1:B:540:ASN:H	1.27	1.00
1:A:486:PHE:CE1	2:H:114:TRP:CZ3	2.50	0.99
1:B:748:GLU:CG	1:B:981:LEU:HD21	1.91	0.99
2:H:101:ARG:CB	2:H:114:TRP:CE2	2.46	0.99
2:H:13:LYS:HB3	2:H:14:PRO:HD2	1.42	0.99
1:B:355:ARG:HD3	1:B:396:TYR:CE2	1.96	0.98
2:H:111:ARG:CB	3:L:93:TYR:CE2	2.45	0.98
1:A:676:THR:O	1:A:690:GLN:HB2	1.63	0.98
1:C:811:LYS:HB2	1:C:812:PRO:CD	1.91	0.98
1:A:44:ARG:O	1:A:283:GLY:HA2	1.61	0.98
1:A:332:ILE:HG22	1:A:335:LEU:HD23	1.43	0.98
1:C:534:VAL:O	1:C:535:LYS:CG	2.11	0.98
1:B:329:PHE:HD1	1:B:330:PRO:HD2	1.29	0.97
2:H:116:ASP:HB3	2:H:117:PRO:HD3	1.46	0.97
1:A:346:ARG:NH2	1:A:347:PHE:O	1.98	0.97
1:B:329:PHE:CZ	1:B:525:CYS:SG	2.58	0.97
1:B:539:VAL:HG22	1:B:540:ASN:N	1.78	0.97
1:A:523:THR:CG2	1:A:524:VAL:H	1.77	0.96
2:H:101:ARG:CG	2:H:114:TRP:CZ2	2.48	0.96
1:A:533:LEU:HD11	1:A:535:LYS:NZ	1.80	0.96
1:B:558:LYS:HD3	5:C:1405:NAG:O7	1.64	0.96
2:H:116:ASP:CB	2:H:117:PRO:HD3	1.96	0.96
2:H:101:ARG:CG	2:H:114:TRP:HZ2	1.79	0.96
1:A:328:ARG:HD2	1:A:578:ASP:OD1	1.67	0.94
2:H:100:GLU:HG2	2:H:115:PHE:CD1	2.02	0.94
1:A:328:ARG:NH2	1:A:580:GLN:HG3	1.81	0.94
1:A:42:VAL:HG22	1:C:565:PHE:CE1	2.02	0.94
1:A:703:ASN:OD1	1:B:789:TYR:HE1	1.50	0.94
1:C:364:ASP:CB	1:C:367:VAL:HG21	1.90	0.94
2:H:101:ARG:HB2	2:H:114:TRP:CE2	2.03	0.94
1:C:422:ASN:HD21	1:C:455:LEU:H	1.09	0.93
1:B:357:ARG:HH11	1:C:230:PRO:HG3	1.25	0.93
1:B:329:PHE:CD1	1:B:330:PRO:HD2	2.03	0.93
1:B:357:ARG:NH1	1:C:230:PRO:CG	2.28	0.92

Continued on next page...

Continued from previous page...

Atom-1	Atom-2	Interatomic distance (Å)	Clash overlap (Å)
1:C:336:CYS:H	1:C:363:ALA:HB2	1.32	0.92
1:C:675:GLN:NE2	1:C:676:THR:OG1	2.02	0.92
1:C:811:LYS:HB2	1:C:812:PRO:HD2	1.50	0.92
1:B:355:ARG:NH1	1:B:396:TYR:CE2	2.38	0.92
1:B:357:ARG:HH11	1:C:230:PRO:CB	1.83	0.91
1:B:327:VAL:HG11	1:B:528:LYS:HE3	1.49	0.91
1:C:560:LEU:HD12	1:C:562:PHE:HE1	1.34	0.91
3:L:85:GLU:CD	3:L:110:VAL:HG23	1.90	0.91
2:H:11:LEU:HG	2:H:161:PHE:CE2	2.04	0.91
1:A:319:ARG:HH21	1:A:319:ARG:HG3	1.35	0.90
1:A:327:VAL:O	1:A:530:SER:HA	1.71	0.90
1:B:415:THR:HG21	1:C:385:THR:HG22	1.51	0.90
2:H:100:GLU:CD	2:H:115:PHE:CE1	2.44	0.90
2:H:101:ARG:HB3	2:H:114:TRP:NE1	1.86	0.90
1:A:230:PRO:HB2	1:C:357:ARG:HH12	1.36	0.89
2:H:113:VAL:HG11	3:L:34:TYR:HB3	1.53	0.89
1:B:582:LEU:CD1	4:M:2:NAG:H83	2.01	0.89
1:C:366:SER:HG	1:C:369:TYR:HE2	0.95	0.89
1:B:357:ARG:CD	1:C:230:PRO:CG	2.48	0.88
1:A:335:LEU:HA	1:A:362:VAL:HG13	0.88	0.88
1:B:582:LEU:HD11	4:M:2:NAG:H83	1.52	0.88
1:C:372:ALA:O	1:C:373:SER:OG	1.92	0.88
1:A:978:ASN:ND2	1:C:547:THR:HG22	1.87	0.88
2:H:100:GLU:HG2	2:H:115:PHE:CE1	2.09	0.88
1:A:322:PRO:HA	1:A:538:CYS:O	1.73	0.88
1:A:332:ILE:HG22	1:A:335:LEU:CD2	2.03	0.88
1:A:335:LEU:CA	1:A:362:VAL:CG1	2.38	0.88
2:H:111:ARG:HD2	3:L:93:TYR:HE2	1.39	0.87
1:A:563:GLN:NE2	1:B:43:PHE:HA	1.90	0.87
3:L:85:GLU:CD	3:L:110:VAL:CG2	2.43	0.87
1:A:42:VAL:HG22	1:C:565:PHE:HE1	1.32	0.87
1:B:539:VAL:CG2	1:B:540:ASN:H	1.86	0.87
3:L:5:THR:HG21	3:L:105:GLY:H	1.37	0.87
1:A:486:PHE:HD1	2:H:114:TRP:CH2	1.90	0.86
1:A:534:VAL:HB	1:A:537:LYS:HD3	1.57	0.86
3:L:6:GLN:CB	3:L:7:PRO:HD3	2.05	0.86
1:A:295:PRO:HB2	1:A:608:VAL:HG11	1.56	0.86
1:A:490:PHE:HD2	2:H:104:TYR:CD2	1.93	0.86
1:A:729:VAL:HG13	1:A:1059:GLY:HA2	1.57	0.86
1:B:355:ARG:CZ	1:B:396:TYR:CD2	2.59	0.86
1:B:357:ARG:CZ	1:C:230:PRO:HG3	2.05	0.86

Continued on next page...

Continued from previous page...

Atom-1	Atom-2	Interatomic distance (Å)	Clash overlap (Å)
1:A:393:THR:O	1:A:523:THR:HG21	1.76	0.85
1:C:362:VAL:HG12	1:C:525:CYS:O	1.74	0.85
1:C:576:VAL:HG22	1:C:587:ILE:HD11	1.57	0.85
1:A:46:SER:HA	1:A:279:TYR:O	1.76	0.85
1:A:520:ALA:HB1	1:A:521:PRO:CD	2.06	0.85
1:A:45:SER:O	1:A:47:VAL:HG22	1.75	0.85
1:A:392:PHE:CD2	1:A:517:LEU:HD21	2.11	0.85
1:A:490:PHE:CD2	2:H:104:TYR:HD2	1.89	0.84
1:C:323:THR:HB	1:C:324:GLU:OE2	1.76	0.84
1:C:318:PHE:O	1:C:592:PHE:HA	1.77	0.84
1:B:518:LEU:CD2	1:B:522:ALA:HB2	2.05	0.84
1:A:563:GLN:OE1	1:B:43:PHE:HD1	1.60	0.84
3:L:51:TYR:CE1	3:L:55:ASN:HB2	2.13	0.84
1:C:321:GLN:OE1	1:C:322:PRO:HD2	1.78	0.84
2:H:101:ARG:CD	2:H:114:TRP:HZ2	1.89	0.83
1:A:983:ARG:O	1:C:382:VAL:HA	1.78	0.83
1:A:335:LEU:HA	1:A:362:VAL:HG12	1.58	0.83
2:H:120:GLN:HA	2:H:120:GLN:NE2	1.94	0.83
1:A:516:GLU:O	1:A:517:LEU:HD22	1.78	0.83
1:A:703:ASN:OD1	1:B:789:TYR:CE1	2.32	0.83
1:A:332:ILE:HG21	1:A:335:LEU:HD22	1.62	0.82
1:B:901:GLN:HE21	1:B:905:ARG:HE	1.26	0.82
2:H:116:ASP:CG	2:H:117:PRO:HD3	2.00	0.82
1:B:987:PRO:HG3	1:C:427:ASP:CG	2.00	0.82
3:L:6:GLN:HB3	3:L:7:PRO:CD	2.10	0.82
1:A:982:SER:O	1:C:390:LEU:HD21	1.80	0.81
1:A:329:PHE:CE2	1:A:528:LYS:CB	2.64	0.81
1:C:366:SER:OG	1:C:369:TYR:HE2	1.63	0.81
1:C:336:CYS:N	1:C:363:ALA:HB2	1.94	0.81
1:B:452:LEU:HG	1:B:492:LEU:HD22	1.63	0.81
1:C:901:GLN:HE21	1:C:905:ARG:HE	1.27	0.81
2:H:113:VAL:CG2	2:H:114:TRP:HD1	1.91	0.81
1:C:364:ASP:OD1	1:C:527:PRO:CG	2.24	0.81
1:C:560:LEU:HD12	1:C:562:PHE:CE1	2.15	0.81
2:H:101:ARG:HD3	2:H:114:TRP:HZ2	1.43	0.81
1:A:328:ARG:NH2	1:A:580:GLN:CG	2.44	0.80
2:H:102:CYS:HA	2:H:112:CYS:CA	2.11	0.80
1:A:489:TYR:HD1	2:H:101:ARG:NH2	1.79	0.80
1:B:535:LYS:HG2	1:B:552:LEU:O	1.80	0.80
1:C:452:LEU:HG	1:C:492:LEU:HD22	1.63	0.80
1:B:361:CYS:O	1:B:524:VAL:HA	1.82	0.80

Continued on next page...

Continued from previous page...

Atom-1	Atom-2	Interatomic distance (Å)	Clash overlap (Å)
2:H:13:LYS:HB3	2:H:14:PRO:CD	2.12	0.80
1:B:551:VAL:HB	1:B:588:THR:HG23	1.63	0.80
1:A:323:THR:O	1:A:539:VAL:CG2	2.27	0.80
1:B:566:GLY:HA2	1:C:43:PHE:HB3	1.62	0.79
1:B:748:GLU:N	1:B:748:GLU:OE2	2.14	0.79
1:B:357:ARG:HH11	1:C:230:PRO:HB3	1.45	0.79
1:A:707:TYR:HB2	1:B:883:THR:HG23	1.65	0.79
1:A:392:PHE:O	1:A:523:THR:HB	1.83	0.79
1:A:320:VAL:CG2	1:A:591:SER:HB3	2.13	0.79
2:H:100:GLU:CG	2:H:115:PHE:CE1	2.66	0.79
1:A:417:LYS:HE3	2:H:55:TYR:CE2	2.18	0.78
1:A:332:ILE:CG2	1:A:335:LEU:HD22	2.14	0.78
1:A:486:PHE:CE1	2:H:114:TRP:CH2	2.69	0.78
1:B:519:HIS:O	1:C:41:LYS:HB2	1.83	0.78
2:H:111:ARG:CB	3:L:93:TYR:CZ	2.59	0.78
2:H:100:GLU:OE2	2:H:115:PHE:HE1	1.66	0.78
1:C:564:GLN:O	1:C:565:PHE:O	2.00	0.78
1:C:534:VAL:HG23	1:C:535:LYS:N	2.00	0.77
2:H:101:ARG:CB	2:H:114:TRP:NE1	2.46	0.77
1:A:329:PHE:CD2	1:A:528:LYS:HB2	2.20	0.77
1:C:556:ASN:HD22	1:C:556:ASN:H	1.31	0.77
1:A:390:LEU:HD23	1:A:391:CYS:H	1.48	0.77
2:H:116:ASP:CB	2:H:117:PRO:HD2	1.99	0.77
1:A:676:THR:O	1:A:690:GLN:CB	2.32	0.77
1:A:332:ILE:CG2	1:A:335:LEU:CD2	2.62	0.77
1:B:355:ARG:NH1	1:B:396:TYR:HE2	1.77	0.77
1:B:355:ARG:HH11	1:B:396:TYR:HE2	1.29	0.77
2:H:101:ARG:HG2	2:H:114:TRP:CZ2	2.18	0.77
1:C:365:TYR:O	1:C:368:LEU:HG	1.85	0.77
1:A:329:PHE:CE2	1:A:528:LYS:HB3	2.19	0.76
1:A:422:ASN:HD21	1:A:454:ARG:H	1.32	0.76
1:C:576:VAL:CG2	1:C:587:ILE:HD11	2.15	0.76
1:C:368:LEU:HD12	1:C:369:TYR:N	2.00	0.76
1:A:486:PHE:CZ	3:L:51:TYR:CZ	2.74	0.76
1:A:703:ASN:CB	1:B:787:GLN:OE1	2.23	0.76
1:B:569:ILE:HG23	1:C:47:VAL:HG21	1.68	0.76
1:B:582:LEU:HD11	4:M:2:NAG:C8	2.15	0.76
2:H:113:VAL:C	2:H:114:TRP:CD1	2.59	0.76
1:A:826:VAL:HG13	1:A:1057:PRO:HG2	1.68	0.75
1:C:328:ARG:HG2	1:C:578:ASP:OD1	1.84	0.75
1:B:518:LEU:HD23	1:B:522:ALA:HB2	1.68	0.75

Continued on next page...

Continued from previous page...

Atom-1	Atom-2	Interatomic distance (Å)	Clash overlap (Å)
1:B:525:CYS:SG	1:B:526:GLY:N	2.60	0.75
1:C:374:PHE:HA	1:C:436:TRP:HB3	1.68	0.75
1:A:1125:ASN:H	1:A:1125:ASN:HD22	1.33	0.75
1:A:490:PHE:CE2	2:H:104:TYR:HE2	2.03	0.75
1:A:324:GLU:HG2	1:A:539:VAL:CG2	2.15	0.75
1:C:391:CYS:SG	1:C:525:CYS:HB2	2.28	0.74
1:A:225:PRO:HG2	1:C:562:PHE:CD2	2.22	0.74
1:A:47:VAL:O	1:A:49:HIS:N	2.20	0.74
1:A:324:GLU:HG2	1:A:539:VAL:HG21	1.70	0.74
1:A:335:LEU:CB	1:A:362:VAL:HG13	2.18	0.74
1:C:329:PHE:CD2	1:C:330:PRO:HD2	2.23	0.74
1:B:743:CYS:SG	1:B:749:CYS:C	2.66	0.74
1:A:392:PHE:HD2	1:A:517:LEU:HD21	1.53	0.73
1:A:230:PRO:CB	1:C:357:ARG:HH12	2.02	0.73
1:A:319:ARG:HG3	1:A:319:ARG:NH2	2.03	0.73
2:H:113:VAL:O	2:H:114:TRP:CD1	2.42	0.73
1:A:533:LEU:HD11	1:A:535:LYS:HZ1	1.53	0.73
1:C:322:PRO:HB3	1:C:538:CYS:SG	2.27	0.73
1:B:357:ARG:NE	1:C:230:PRO:HG3	2.03	0.73
1:C:329:PHE:HD2	1:C:330:PRO:HD2	1.51	0.73
1:C:811:LYS:CB	1:C:812:PRO:CD	2.66	0.73
3:L:5:THR:CG2	3:L:104:GLY:N	2.50	0.73
1:B:1142:GLN:HG3	1:B:1143:PRO:HD3	1.71	0.72
1:A:654:GLU:HG3	1:A:693:ILE:HG22	1.69	0.72
1:B:973:ILE:HG12	1:B:992:GLN:HE21	1.53	0.72
1:C:329:PHE:HB3	1:C:330:PRO:HD2	1.69	0.72
1:C:569:ILE:HD12	1:C:569:ILE:N	2.03	0.72
1:A:533:LEU:CD1	1:A:535:LYS:NZ	2.51	0.72
3:L:85:GLU:OE1	3:L:110:VAL:CG2	2.38	0.72
1:A:329:PHE:CE1	1:A:544:ASN:HA	2.25	0.72
1:B:523:THR:OG1	1:B:524:VAL:N	2.22	0.72
2:H:100:GLU:CG	2:H:115:PHE:HE1	2.00	0.72
1:A:985:ASP:N	1:C:383:SER:HB3	2.03	0.72
2:H:11:LEU:HG	2:H:161:PHE:HE2	1.55	0.72
1:B:987:PRO:HG3	1:C:427:ASP:OD2	1.90	0.71
3:L:5:THR:HG23	3:L:104:GLY:N	1.95	0.71
1:C:560:LEU:HB2	1:C:562:PHE:CE1	2.25	0.71
1:A:790:LYS:NZ	1:C:702:GLU:OE2	2.21	0.71
1:A:740:MET:CE	1:C:592:PHE:CD2	2.73	0.71
1:A:740:MET:HE1	1:C:592:PHE:CD2	2.25	0.71
1:C:568:ASP:HB3	1:C:569:ILE:HD12	1.71	0.71

Continued on next page...

Continued from previous page...

Atom-1	Atom-2	Interatomic distance (Å)	Clash overlap (Å)
2:H:101:ARG:HD3	2:H:114:TRP:CZ2	2.24	0.71
1:C:366:SER:O	1:C:370:ASN:N	2.24	0.71
1:B:518:LEU:HD21	1:B:522:ALA:HB2	1.71	0.71
1:C:124:THR:HG21	5:C:1402:NAG:HN2	1.56	0.71
5:B:1410:NAG:H4	5:B:1411:NAG:C1	2.21	0.71
1:A:359:SER:O	1:A:524:VAL:CG1	2.39	0.70
1:A:533:LEU:HD11	1:A:535:LYS:CE	2.21	0.70
1:A:124:THR:HG21	5:A:1402:NAG:HN2	1.56	0.70
1:B:355:ARG:CZ	1:B:396:TYR:HD2	2.04	0.70
1:A:45:SER:OG	1:A:46:SER:N	2.25	0.70
1:A:978:ASN:HD22	1:C:547:THR:HG22	1.56	0.70
1:B:124:THR:HG21	5:B:1402:NAG:HN2	1.56	0.70
1:C:559:PHE:CE2	1:C:565:PHE:O	2.45	0.70
1:B:310:LYS:NZ	1:B:663:ASP:OD1	2.25	0.70
1:C:187:LYS:N	1:C:212:LEU:O	2.25	0.70
3:L:85:GLU:OE1	3:L:110:VAL:HG21	1.92	0.70
1:C:556:ASN:HD22	1:C:556:ASN:N	1.89	0.69
1:C:945:LEU:HD12	1:C:948:LEU:HD12	1.74	0.69
1:A:187:LYS:N	1:A:212:LEU:O	2.25	0.69
1:B:566:GLY:CA	1:C:43:PHE:CD2	2.75	0.69
2:H:100:GLU:HG2	2:H:115:PHE:HD1	1.56	0.69
1:B:986:PRO:HB2	1:B:987:PRO:HD3	1.74	0.69
1:A:537:LYS:O	1:A:539:VAL:N	2.25	0.69
1:B:187:LYS:N	1:B:212:LEU:O	2.25	0.69
1:C:406:GLU:HG3	1:C:418:ILE:HG13	1.75	0.69
3:L:7:PRO:O	3:L:106:THR:HG22	1.92	0.69
1:A:537:LYS:O	1:A:539:VAL:HG12	1.93	0.69
1:B:569:ILE:HG23	1:C:47:VAL:CG2	2.23	0.69
1:A:549:THR:HG22	1:A:590:CYS:SG	2.33	0.68
1:B:566:GLY:HA2	1:C:43:PHE:CD2	2.28	0.68
1:C:368:LEU:HD12	1:C:368:LEU:C	2.14	0.68
2:H:11:LEU:O	2:H:11:LEU:HD13	1.94	0.68
1:A:486:PHE:CD1	2:H:114:TRP:CZ3	2.80	0.68
2:H:99:ARG:CG	2:H:117:PRO:HD2	2.23	0.68
1:C:530:SER:OG	1:C:531:THR:N	2.25	0.68
3:L:8:ALA:O	3:L:106:THR:HA	1.94	0.68
2:H:111:ARG:HD2	3:L:93:TYR:CE2	2.24	0.68
1:A:43:PHE:CE1	1:A:283:GLY:HA3	2.29	0.68
1:B:403:ARG:NH2	1:B:405:ASP:OD2	2.27	0.68
1:B:406:GLU:HG3	1:B:418:ILE:HG13	1.75	0.68
1:B:417:LYS:HD3	1:B:417:LYS:H	1.59	0.68

Continued on next page...

Continued from previous page...

Atom-1	Atom-2	Interatomic distance (Å)	Clash overlap (Å)
1:B:320:VAL:HG23	1:B:591:SER:O	1.93	0.68
1:C:560:LEU:H	1:C:563:GLN:NE2	1.91	0.68
1:A:320:VAL:HG23	1:A:591:SER:HB3	1.74	0.67
1:B:327:VAL:CG1	1:B:528:LYS:HE3	2.24	0.67
3:L:27:SER:HA	3:L:31:GLY:H	1.59	0.67
1:A:329:PHE:CE2	1:A:528:LYS:HB2	2.28	0.67
1:B:390:LEU:O	1:B:525:CYS:SG	2.53	0.67
2:H:97:CYS:O	2:H:119:GLY:N	2.26	0.67
1:B:355:ARG:HD3	1:B:396:TYR:CD2	2.28	0.67
1:A:392:PHE:CG	1:A:517:LEU:HD21	2.29	0.67
1:C:675:GLN:HG2	1:C:676:THR:N	2.07	0.67
1:A:37:TYR:O	1:A:39:PRO:HD3	1.95	0.67
1:B:321:GLN:OE1	1:B:321:GLN:HA	1.94	0.67
1:C:96:GLU:OE1	1:C:98:SER:N	2.28	0.67
1:C:403:ARG:NH2	1:C:405:ASP:OD2	2.27	0.67
1:A:187:LYS:HG2	1:A:213:VAL:HA	1.77	0.67
1:A:328:ARG:HH21	1:A:580:GLN:HG3	1.59	0.66
1:C:187:LYS:HG2	1:C:213:VAL:HA	1.78	0.66
1:B:1045:LYS:NZ	1:C:786:LYS:HE3	2.09	0.66
1:A:669:GLY:N	1:B:864:LEU:O	2.29	0.66
1:C:559:PHE:HB3	1:C:563:GLN:OE1	1.96	0.66
3:L:6:GLN:OE1	3:L:6:GLN:HA	1.95	0.66
1:A:486:PHE:CZ	3:L:51:TYR:CD2	2.84	0.66
1:B:355:ARG:CD	1:B:396:TYR:CE2	2.77	0.66
1:A:985:ASP:HA	1:C:386:LYS:HE3	1.78	0.66
1:B:569:ILE:HD12	1:B:569:ILE:H	1.61	0.66
1:A:320:VAL:HG21	1:A:591:SER:HB3	1.77	0.66
1:B:675:GLN:O	1:B:690:GLN:HG3	1.95	0.66
1:B:691:SER:O	1:B:692:ILE:HG13	1.96	0.66
1:A:225:PRO:CG	1:C:562:PHE:CD2	2.80	0.65
1:A:324:GLU:OE2	1:A:534:VAL:HG21	1.96	0.65
1:A:563:GLN:OE1	1:B:43:PHE:CD1	2.46	0.65
1:C:560:LEU:CD1	1:C:562:PHE:HE1	2.05	0.65
5:A:1405:NAG:HN2	1:C:558:LYS:HZ1	1.43	0.65
1:B:187:LYS:HG2	1:B:213:VAL:HA	1.78	0.65
1:B:719:THR:HA	1:B:926:GLN:HE22	1.60	0.65
1:C:455:LEU:HD21	1:C:457:ARG:HG3	1.77	0.65
1:B:96:GLU:OE1	1:B:98:SER:N	2.28	0.65
1:B:355:ARG:HD3	1:B:396:TYR:CZ	2.31	0.65
1:C:336:CYS:H	1:C:363:ALA:CB	2.08	0.65
1:C:336:CYS:HB2	1:C:363:ALA:HB3	1.78	0.65

Continued on next page...

Continued from previous page...

Atom-1	Atom-2	Interatomic distance (Å)	Clash overlap (Å)
1:C:350:VAL:HG22	1:C:453:TYR:HB2	1.79	0.65
3:L:51:TYR:O	3:L:52:ASP:HB3	1.97	0.65
1:A:96:GLU:OE1	1:A:98:SER:N	2.28	0.65
1:A:523:THR:HG22	1:A:524:VAL:HG22	1.79	0.65
1:A:392:PHE:HD2	1:A:517:LEU:CD2	2.09	0.65
1:A:550:GLY:HA2	1:A:590:CYS:SG	2.36	0.65
1:B:358:ILE:HB	1:B:395:VAL:HB	1.78	0.65
1:A:569:ILE:HD12	1:A:569:ILE:H	1.61	0.65
1:B:355:ARG:NH1	1:B:396:TYR:CD2	2.64	0.65
1:B:455:LEU:HD21	1:B:457:ARG:HG3	1.77	0.65
3:L:6:GLN:CB	3:L:7:PRO:CD	2.69	0.65
1:A:417:LYS:HE3	2:H:55:TYR:CZ	2.32	0.64
1:A:489:TYR:CD1	2:H:101:ARG:NH2	2.64	0.64
1:A:522:ALA:O	1:A:523:THR:OG1	2.14	0.64
1:C:358:ILE:HB	1:C:395:VAL:HB	1.78	0.64
1:A:321:GLN:HA	1:A:321:GLN:OE1	1.97	0.64
3:L:112:GLY:O	3:L:113:GLN:HG2	1.97	0.64
1:A:745:ASP:OD1	1:C:319:ARG:NE	2.31	0.64
1:B:472:ILE:HD13	1:B:474:GLN:HB3	1.79	0.64
1:C:328:ARG:CG	1:C:578:ASP:OD1	2.44	0.64
1:C:533:LEU:HD12	1:C:534:VAL:O	1.97	0.64
3:L:125:PRO:HD3	3:L:137:LEU:HD22	1.80	0.64
1:B:350:VAL:HG22	1:B:453:TYR:HB2	1.78	0.64
1:A:44:ARG:O	1:A:283:GLY:CA	2.40	0.64
1:A:391:CYS:SG	1:A:523:THR:O	2.56	0.64
1:B:391:CYS:CB	1:B:525:CYS:HB2	2.28	0.64
1:C:324:GLU:O	1:C:325:SER:HB2	1.97	0.64
1:B:415:THR:CG2	1:C:385:THR:HG22	2.27	0.64
1:A:983:ARG:HB2	1:C:382:VAL:HG13	1.80	0.64
1:A:43:PHE:CE1	1:A:282:ASN:O	2.52	0.63
1:B:582:LEU:HD12	4:M:2:NAG:H83	1.80	0.63
2:H:116:ASP:OD1	2:H:117:PRO:HD3	1.98	0.63
1:A:484:GLU:HB3	2:H:103:TYR:CE1	2.33	0.63
1:C:454:ARG:HH21	1:C:493:GLN:HG3	1.63	0.63
1:C:472:ILE:HD13	1:C:474:GLN:HB3	1.79	0.63
1:A:117:LEU:HD12	1:A:118:LEU:H	1.64	0.63
2:H:101:ARG:HB3	2:H:114:TRP:CE2	2.28	0.63
2:H:167:VAL:HG22	2:H:213:VAL:HG22	1.81	0.63
1:C:321:GLN:OE1	1:C:321:GLN:HA	1.97	0.62
2:H:114:TRP:O	2:H:115:PHE:HB2	1.98	0.62
1:B:535:LYS:HD2	1:B:536:ASN:OD1	1.99	0.62

Continued on next page...

Continued from previous page...

Atom-1	Atom-2	Interatomic distance (Å)	Clash overlap (Å)
2:H:214:ASN:HB3	2:H:221:LYS:HE2	1.79	0.62
3:L:146:PRO:HG2	3:L:202:HIS:CE1	2.35	0.62
1:A:43:PHE:HE1	1:A:282:ASN:O	1.83	0.62
1:A:700:GLY:O	1:A:701:ALA:O	2.17	0.62
1:C:117:LEU:HD12	1:C:118:LEU:H	1.64	0.62
1:A:457:ARG:NH1	1:A:459:SER:O	2.33	0.62
1:C:329:PHE:CE2	1:C:391:CYS:SG	2.92	0.62
1:B:987:PRO:HG2	1:C:413:GLY:HA3	1.79	0.62
1:C:96:GLU:OE1	1:C:97:LYS:N	2.32	0.62
1:A:808:ASP:HB3	1:A:811:LYS:HD2	1.82	0.62
1:B:117:LEU:HD12	1:B:118:LEU:H	1.64	0.62
1:C:572:THR:O	1:C:574:ASP:N	2.32	0.62
1:C:811:LYS:HB2	1:C:812:PRO:HD3	1.80	0.62
1:C:813:SER:O	1:C:814:LYS:HE2	2.00	0.62
2:H:10:GLY:O	2:H:12:VAL:N	2.33	0.62
1:B:124:THR:OG1	1:B:125:ASN:N	2.32	0.62
2:H:139:LEU:HD11	2:H:156:LEU:HB2	1.81	0.62
1:A:124:THR:OG1	1:A:125:ASN:N	2.32	0.62
1:A:486:PHE:CE2	3:L:51:TYR:CZ	2.87	0.62
1:C:558:LYS:HD2	1:C:558:LYS:N	2.15	0.62
1:C:676:THR:HA	1:C:690:GLN:HA	1.80	0.62
1:A:516:GLU:O	1:A:517:LEU:CD2	2.48	0.62
1:B:454:ARG:HH21	1:B:493:GLN:HG3	1.63	0.62
1:C:324:GLU:HG2	1:C:539:VAL:HG23	1.82	0.62
1:B:96:GLU:OE1	1:B:97:LYS:N	2.32	0.62
1:A:96:GLU:OE1	1:A:97:LYS:N	2.32	0.61
1:A:486:PHE:HE1	2:H:114:TRP:CZ3	2.17	0.61
1:A:1077:THR:HG22	1:A:1095:PHE:O	2.01	0.61
1:C:323:THR:O	1:C:324:GLU:HG2	2.00	0.61
1:B:391:CYS:HG	1:B:525:CYS:CB	2.03	0.61
1:A:536:ASN:O	1:A:537:LYS:HB3	2.00	0.61
1:C:124:THR:OG1	1:C:125:ASN:N	2.32	0.61
1:C:324:GLU:OE1	1:C:537:LYS:HE3	1.99	0.61
1:B:417:LYS:H	1:B:417:LYS:CD	2.13	0.61
2:H:118:TRP:O	2:H:119:GLY:O	2.19	0.61
3:L:51:TYR:CD1	3:L:55:ASN:HB2	2.35	0.61
1:B:355:ARG:NE	1:B:396:TYR:CD2	2.68	0.61
1:C:524:VAL:HG22	1:C:524:VAL:O	2.00	0.61
1:A:357:ARG:HH12	1:A:394:ASN:HD21	1.49	0.61
1:B:523:THR:O	1:B:525:CYS:N	2.34	0.60
1:B:617:CYS:H	1:B:644:GLN:HE22	1.49	0.60

Continued on next page...

Continued from previous page...

Atom-1	Atom-2	Interatomic distance (Å)	Clash overlap (Å)
1:C:409:GLN:NE2	1:C:416:GLY:HA3	2.16	0.60
1:A:392:PHE:HB3	1:A:517:LEU:HD22	1.82	0.60
1:A:521:PRO:O	1:A:522:ALA:HB2	2.01	0.60
1:C:362:VAL:CG1	1:C:525:CYS:SG	2.89	0.60
1:B:329:PHE:CE1	1:B:391:CYS:SG	2.95	0.60
1:C:329:PHE:CB	1:C:330:PRO:HD2	2.31	0.60
3:L:137:LEU:HB2	3:L:183:LEU:HB3	1.82	0.60
1:A:230:PRO:HB2	1:C:357:ARG:CZ	2.31	0.60
1:A:617:CYS:H	1:A:644:GLN:HE22	1.49	0.60
1:B:409:GLN:NE2	1:B:416:GLY:HA3	2.17	0.60
1:A:326:ILE:HD12	1:A:326:ILE:O	2.02	0.60
1:C:333:THR:O	1:C:335:LEU:HD23	2.01	0.60
1:C:362:VAL:HG23	1:C:362:VAL:O	2.02	0.60
1:C:559:PHE:HD2	1:C:564:GLN:O	1.84	0.60
1:A:541:PHE:CZ	1:A:587:ILE:HD13	2.37	0.60
1:B:570:ALA:HB1	1:C:963:VAL:CG1	2.31	0.60
1:B:519:HIS:O	1:C:41:LYS:CB	2.48	0.60
1:B:645:THR:HG22	1:B:647:ALA:H	1.66	0.60
1:C:662:CYS:HB2	1:C:697:MET:HE3	1.83	0.60
1:A:536:ASN:N	1:A:552:LEU:O	2.34	0.60
1:C:617:CYS:H	1:C:644:GLN:HE22	1.49	0.60
3:L:2:SER:O	3:L:4:LEU:CD1	2.50	0.60
1:C:324:GLU:OE2	1:C:324:GLU:N	2.36	0.59
1:A:533:LEU:CD1	1:A:535:LYS:HZ2	2.14	0.59
1:A:556:ASN:HD22	1:A:556:ASN:H	1.50	0.59
1:B:328:ARG:HE	1:B:533:LEU:HB3	1.65	0.59
1:A:141:LEU:HB2	1:A:156:GLU:HB2	1.85	0.59
1:B:536:ASN:OD1	1:B:536:ASN:N	2.33	0.59
1:C:366:SER:OG	1:C:369:TYR:CE2	2.38	0.59
1:A:864:LEU:O	1:C:669:GLY:N	2.34	0.59
1:B:327:VAL:HG12	1:B:327:VAL:O	2.02	0.59
1:B:357:ARG:NH1	1:C:230:PRO:CD	2.66	0.59
1:C:645:THR:HG22	1:C:647:ALA:H	1.66	0.59
2:H:53:ILE:HD11	2:H:71:ILE:HB	1.84	0.59
2:H:100:GLU:OE2	2:H:115:PHE:CE1	2.53	0.59
1:A:676:THR:O	1:A:690:GLN:CG	2.51	0.59
1:C:206:LYS:NZ	1:C:221:SER:OG	2.35	0.59
3:L:18:ILE:H	3:L:77:ILE:HG22	1.67	0.59
3:L:91:SER:O	3:L:92:SER:HB3	2.03	0.59
1:B:319:ARG:HH11	1:C:740:MET:HE2	1.67	0.59
1:C:329:PHE:HB3	1:C:330:PRO:CD	2.30	0.59

Continued on next page...

Continued from previous page...

Atom-1	Atom-2	Interatomic distance (Å)	Clash overlap (Å)
1:B:164:ASN:OD1	1:B:164:ASN:N	2.35	0.59
1:B:328:ARG:HH21	1:B:533:LEU:HD23	1.67	0.59
1:C:560:LEU:CB	1:C:562:PHE:CE1	2.85	0.59
1:A:322:PRO:CA	1:A:538:CYS:O	2.48	0.59
1:A:645:THR:HG22	1:A:647:ALA:H	1.66	0.59
1:C:811:LYS:CB	1:C:812:PRO:HD2	2.28	0.59
1:A:523:THR:CG2	1:A:524:VAL:N	2.45	0.59
1:B:738:CYS:O	1:B:742:ILE:HG13	2.03	0.59
1:A:722:VAL:HA	1:A:1064:HIS:O	2.03	0.58
1:B:556:ASN:H	1:B:556:ASN:HD22	1.49	0.58
1:C:295:PRO:HB2	1:C:608:VAL:HG11	1.85	0.58
1:B:206:LYS:NZ	1:B:221:SER:OG	2.35	0.58
1:C:559:PHE:HA	1:C:563:GLN:HE22	1.68	0.58
3:L:154:LYS:HG2	3:L:155:ALA:O	2.03	0.58
1:A:490:PHE:HD2	2:H:104:TYR:CG	2.21	0.58
1:A:978:ASN:HB3	1:C:547:THR:HB	1.85	0.58
5:B:1405:NAG:H83	5:B:1405:NAG:H3	1.86	0.58
1:A:206:LYS:NZ	1:A:221:SER:OG	2.35	0.58
1:A:361:CYS:N	1:A:524:VAL:HG12	2.18	0.58
1:A:438:SER:O	1:A:438:SER:OG	2.21	0.58
1:B:452:LEU:HD21	1:B:492:LEU:HD13	1.85	0.58
1:A:327:VAL:O	1:A:530:SER:CA	2.50	0.58
2:H:8:GLY:N	2:H:9:PRO:CD	2.66	0.58
1:C:333:THR:O	1:C:335:LEU:N	2.37	0.58
5:A:1405:NAG:H3	5:A:1405:NAG:H83	1.86	0.58
1:C:141:LEU:HB2	1:C:156:GLU:HB2	1.85	0.58
3:L:51:TYR:CE1	3:L:55:ASN:CB	2.86	0.58
4:W:2:NAG:H3	4:W:2:NAG:H83	1.86	0.58
1:A:486:PHE:CE1	2:H:114:TRP:CE3	2.92	0.58
1:A:901:GLN:HE21	1:A:905:ARG:HE	1.50	0.58
1:B:141:LEU:HB2	1:B:156:GLU:HB2	1.85	0.58
1:C:319:ARG:O	1:C:319:ARG:HG3	2.04	0.58
1:C:328:ARG:HE	1:C:533:LEU:HB3	1.69	0.58
2:H:37:SER:OG	2:H:38:TRP:N	2.37	0.58
1:C:533:LEU:HD12	1:C:533:LEU:C	2.24	0.58
1:C:557:LYS:HB2	1:C:559:PHE:HE1	1.68	0.58
1:A:164:ASN:OD1	1:A:164:ASN:N	2.35	0.58
1:C:164:ASN:OD1	1:C:164:ASN:N	2.35	0.58
1:A:340:GLU:CD	1:A:356:LYS:HE2	2.22	0.57
1:C:338:PHE:CD2	1:C:368:LEU:HD23	2.39	0.57
1:C:362:VAL:HG12	1:C:525:CYS:SG	2.44	0.57

Continued on next page...

Continued from previous page...

Atom-1	Atom-2	Interatomic distance (Å)	Clash overlap (Å)
3:L:118:PRO:HD3	3:L:202:HIS:HD2	1.69	0.57
1:C:559:PHE:N	1:C:559:PHE:HD1	2.02	0.57
1:C:654:GLU:HG3	1:C:693:ILE:HG22	1.86	0.57
3:L:98:THR:O	3:L:100:VAL:N	2.36	0.57
3:L:101:VAL:HG12	3:L:102:PHE:N	2.18	0.57
1:A:985:ASP:H	1:C:383:SER:HB3	1.68	0.57
1:C:322:PRO:HA	1:C:538:CYS:O	2.03	0.57
3:L:15:GLY:H	3:L:80:LEU:HB2	1.69	0.57
1:A:48:LEU:HD13	1:A:48:LEU:H	1.69	0.57
1:C:323:THR:C	1:C:324:GLU:HG2	2.25	0.57
3:L:97:SER:C	3:L:99:LEU:H	2.08	0.57
1:A:47:VAL:O	1:A:47:VAL:HG23	2.04	0.57
1:C:534:VAL:C	1:C:535:LYS:HG3	2.19	0.57
1:A:41:LYS:O	1:A:42:VAL:HB	2.05	0.57
1:C:227:VAL:HG12	1:C:228:ASP:N	2.20	0.57
1:C:374:PHE:HA	1:C:436:TRP:CB	2.34	0.57
1:B:357:ARG:HD2	1:C:230:PRO:CB	2.34	0.57
1:B:563:GLN:O	1:B:577:ARG:NH1	2.38	0.57
1:B:663:ASP:OD2	1:B:673:SER:OG	2.22	0.57
1:B:901:GLN:NE2	1:B:905:ARG:HE	1.99	0.57
1:C:452:LEU:HD21	1:C:492:LEU:HD13	1.85	0.57
1:A:813:SER:O	1:A:813:SER:OG	2.18	0.57
1:B:408:ARG:O	1:B:414:GLN:NE2	2.32	0.57
5:C:1405:NAG:H3	5:C:1405:NAG:H83	1.86	0.57
4:X:2:NAG:H83	4:X:2:NAG:H3	1.87	0.57
1:A:45:SER:O	1:A:279:TYR:HB2	2.05	0.57
1:A:105:ILE:HG12	1:A:239:GLN:HB2	1.87	0.57
1:A:587:ILE:HG22	1:A:587:ILE:O	2.05	0.57
1:B:566:GLY:CA	1:C:43:PHE:HD2	2.18	0.57
1:C:557:LYS:HB2	1:C:559:PHE:CE1	2.39	0.57
1:C:663:ASP:OD2	1:C:673:SER:OG	2.22	0.56
2:H:107:GLY:O	2:H:108:ARG:HB3	2.05	0.56
1:B:227:VAL:HG12	1:B:228:ASP:N	2.20	0.56
1:B:328:ARG:NH2	1:B:533:LEU:HD23	2.20	0.56
1:C:804:GLN:HE21	1:C:935:GLN:HE22	1.52	0.56
2:H:88:THR:HG23	2:H:90:ALA:H	1.68	0.56
2:H:111:ARG:CD	3:L:93:TYR:CE2	2.88	0.56
1:A:29:THR:HG22	1:A:30:ASN:H	1.70	0.56
1:A:227:VAL:HG12	1:A:228:ASP:N	2.20	0.56
1:B:357:ARG:NH1	1:C:230:PRO:HB3	2.17	0.56
2:H:34:TYR:CD2	2:H:99:ARG:NH1	2.73	0.56

Continued on next page...

Continued from previous page...

Atom-1	Atom-2	Interatomic distance (Å)	Clash overlap (Å)
2:H:101:ARG:HG2	2:H:114:TRP:CE2	2.39	0.56
2:H:114:TRP:O	3:L:38:TYR:OH	2.23	0.56
3:L:208:GLU:OE1	3:L:210:THR:OG1	2.24	0.56
1:A:563:GLN:O	1:A:577:ARG:NH1	2.38	0.56
1:C:105:ILE:HG12	1:C:239:GLN:HB2	1.87	0.56
1:A:486:PHE:CE1	3:L:51:TYR:CE2	2.92	0.56
1:A:699:LEU:HD22	1:B:873:TYR:CZ	2.40	0.56
1:C:320:VAL:HG12	1:C:321:GLN:N	2.20	0.56
1:C:559:PHE:N	1:C:559:PHE:CD1	2.74	0.56
2:H:101:ARG:CG	2:H:114:TRP:CE2	2.85	0.56
3:L:4:LEU:CD1	3:L:4:LEU:H	2.19	0.56
1:A:359:SER:O	1:A:524:VAL:HG11	2.06	0.56
1:B:987:PRO:HG3	1:C:427:ASP:OD1	2.04	0.56
1:A:230:PRO:CB	1:C:357:ARG:NH1	2.58	0.56
1:A:45:SER:HA	1:A:280:ASN:O	2.06	0.56
1:B:29:THR:HG22	1:B:30:ASN:H	1.71	0.56
1:A:57:PRO:O	1:A:60:SER:OG	2.24	0.56
1:A:324:GLU:CG	1:A:539:VAL:HG21	2.35	0.56
1:A:391:CYS:SG	1:A:524:VAL:O	2.64	0.56
1:A:519:HIS:O	1:A:519:HIS:ND1	2.38	0.56
1:B:105:ILE:HG12	1:B:239:GLN:HB2	1.87	0.56
1:B:388:ASN:CB	1:B:527:PRO:HD2	2.25	0.56
1:B:415:THR:OG1	1:C:385:THR:HG21	2.06	0.56
3:L:49:MET:SD	3:L:49:MET:N	2.79	0.56
3:L:110:VAL:HG12	3:L:110:VAL:O	2.05	0.56
4:I:2:NAG:H3	4:I:2:NAG:H83	1.87	0.56
1:A:392:PHE:CD2	1:A:517:LEU:CD2	2.85	0.55
1:A:534:VAL:HB	1:A:537:LYS:CD	2.35	0.55
1:B:415:THR:HG21	1:C:385:THR:CG2	2.29	0.55
1:C:29:THR:HG22	1:C:30:ASN:H	1.70	0.55
1:C:372:ALA:C	1:C:373:SER:HG	2.03	0.55
2:H:214:ASN:HD22	2:H:216:LYS:HE3	1.71	0.55
1:A:43:PHE:CG	1:A:44:ARG:N	2.74	0.55
1:A:347:PHE:CE1	1:A:509:ARG:HD3	2.42	0.55
1:A:392:PHE:HA	1:A:517:LEU:HD11	1.89	0.55
1:A:663:ASP:OD2	1:A:673:SER:OG	2.22	0.55
1:C:331:ASN:O	1:C:332:ILE:HD13	2.07	0.55
1:A:342:PHE:HB3	4:E:1:NAG:H82	1.87	0.55
1:B:355:ARG:CD	1:B:396:TYR:CD2	2.90	0.55
1:A:967:SER:O	1:A:967:SER:OG	2.24	0.55
2:H:102:CYS:HA	2:H:112:CYS:CB	2.36	0.55

Continued on next page...

Continued from previous page...

Atom-1	Atom-2	Interatomic distance (Å)	Clash overlap (Å)
1:A:563:GLN:CD	1:B:43:PHE:HA	2.27	0.55
1:C:47:VAL:HG22	1:C:48:LEU:H	1.71	0.55
1:C:57:PRO:O	1:C:60:SER:OG	2.25	0.55
4:E:1:NAG:H61	4:E:2:NAG:HN2	1.71	0.55
1:C:352:ALA:HB2	1:C:468:ILE:HD12	1.88	0.55
1:C:694:ALA:O	1:C:695:TYR:HB3	2.06	0.55
1:A:230:PRO:HB3	1:C:357:ARG:HH22	1.71	0.55
1:C:47:VAL:HG22	1:C:48:LEU:N	2.21	0.55
2:H:134:PRO:HB2	2:H:157:VAL:HG23	1.88	0.55
1:B:352:ALA:HB2	1:B:468:ILE:HD12	1.88	0.54
1:C:534:VAL:HG23	1:C:535:LYS:H	1.70	0.54
2:H:101:ARG:HG2	2:H:114:TRP:NE1	2.21	0.54
1:A:417:LYS:CD	2:H:55:TYR:OH	2.56	0.54
1:B:566:GLY:HA3	1:C:43:PHE:CD2	2.42	0.54
2:H:8:GLY:N	2:H:9:PRO:HD3	2.21	0.54
3:L:53:VAL:O	3:L:53:VAL:HG22	2.08	0.54
1:A:556:ASN:HD22	1:A:556:ASN:N	2.05	0.54
1:A:886:TRP:HH2	1:A:904:TYR:HD2	1.56	0.54
2:H:154:GLY:HA2	2:H:169:TRP:HZ2	1.73	0.54
1:C:328:ARG:O	1:C:329:PHE:CB	2.55	0.54
3:L:164:VAL:HA	3:L:182:TYR:O	2.07	0.54
1:A:43:PHE:O	1:A:44:ARG:HG3	2.08	0.54
1:A:390:LEU:HD23	1:A:391:CYS:N	2.19	0.54
1:B:544:ASN:O	1:B:544:ASN:ND2	2.41	0.54
1:C:111:ASP:OD1	1:C:134:GLN:NE2	2.41	0.54
2:H:11:LEU:CG	2:H:161:PHE:HE2	2.18	0.54
1:A:41:LYS:HA	1:C:563:GLN:HB3	1.90	0.54
1:A:111:ASP:OD1	1:A:134:GLN:NE2	2.41	0.54
1:C:329:PHE:CB	1:C:330:PRO:CD	2.85	0.54
1:A:699:LEU:HD22	1:B:873:TYR:CE2	2.42	0.54
1:B:520:ALA:HB1	1:B:521:PRO:HD2	1.90	0.54
1:C:669:GLY:O	1:C:697:MET:HG2	2.08	0.54
2:H:10:GLY:O	2:H:12:VAL:HG23	2.07	0.54
1:B:100:ILE:O	1:B:242:LEU:HA	2.08	0.54
1:B:1142:GLN:HG3	1:B:1143:PRO:CD	2.37	0.54
1:B:322:PRO:HA	1:B:538:CYS:O	2.08	0.54
1:A:538:CYS:N	1:A:551:VAL:HG22	2.24	0.53
1:B:333:THR:OG1	1:B:334:ASN:N	2.42	0.53
2:H:99:ARG:HG2	2:H:117:PRO:HD2	1.89	0.53
3:L:1:GLN:HE22	3:L:96:SER:HB3	1.74	0.53
1:C:295:PRO:HB3	1:C:597:VAL:HG22	1.90	0.53

Continued on next page...

Continued from previous page...

Atom-1	Atom-2	Interatomic distance (Å)	Clash overlap (Å)
2:H:34:TYR:CG	2:H:99:ARG:NH1	2.77	0.53
2:H:101:ARG:HG2	2:H:114:TRP:HE1	1.73	0.53
2:H:194:SER:HB2	3:L:182:TYR:OH	2.08	0.53
3:L:85:GLU:OE1	3:L:110:VAL:HG23	2.05	0.53
1:A:100:ILE:O	1:A:242:LEU:HA	2.08	0.53
1:A:486:PHE:HE1	2:H:114:TRP:CE3	2.25	0.53
1:B:357:ARG:NH1	1:C:230:PRO:HD3	2.24	0.53
1:C:100:ILE:O	1:C:242:LEU:HA	2.08	0.53
2:H:163:GLU:CD	2:H:163:GLU:H	2.12	0.53
1:A:42:VAL:CG2	1:C:565:PHE:HE1	2.12	0.53
1:A:328:ARG:HH2	1:A:580:GLN:HB2	1.73	0.53
1:C:330:PRO:O	1:C:331:ASN:HB3	2.09	0.53
2:H:131:THR:OG1	2:H:162:PRO:CG	2.56	0.53
2:H:144:LYS:O	3:L:209:LYS:NZ	2.41	0.53
1:A:64:TRP:HD1	1:A:65:PHE:N	2.07	0.53
1:A:335:LEU:O	1:A:362:VAL:O	2.26	0.53
1:A:1141:LEU:HD12	1:C:1141:LEU:HD11	1.90	0.53
1:B:111:ASP:OD1	1:B:134:GLN:NE2	2.41	0.53
1:A:544:ASN:O	1:A:544:ASN:ND2	2.41	0.53
1:C:402:ILE:O	1:C:507:PRO:HA	2.09	0.53
1:B:748:GLU:HG2	1:B:981:LEU:HD21	1.83	0.53
1:B:402:ILE:O	1:B:507:PRO:HA	2.09	0.53
4:G:2:NAG:H83	4:G:2:NAG:H3	1.90	0.53
1:B:551:VAL:HB	1:B:588:THR:CG2	2.38	0.53
1:B:556:ASN:HD22	1:B:556:ASN:N	2.05	0.53
1:B:748:GLU:HG3	1:B:981:LEU:CD2	2.23	0.53
1:B:1104:VAL:HG22	1:B:1115:ILE:HG12	1.91	0.53
1:A:894:LEU:HB3	1:C:713:ALA:HB3	1.90	0.52
1:B:329:PHE:HZ	1:B:525:CYS:SG	2.28	0.52
2:H:100:GLU:CG	2:H:115:PHE:CD1	2.84	0.52
3:L:136:THR:HA	3:L:183:LEU:O	2.09	0.52
1:A:476:GLY:H	1:A:487:ASN:HB3	1.74	0.52
1:C:321:GLN:OE1	1:C:322:PRO:CD	2.54	0.52
3:L:85:GLU:CD	3:L:110:VAL:HG21	2.26	0.52
1:B:424:LYS:HB3	1:B:463:PRO:HA	1.92	0.52
1:B:457:ARG:NH2	1:B:469:SER:O	2.43	0.52
1:B:1045:LYS:HZ2	1:C:786:LYS:HE3	1.72	0.52
2:H:141:PRO:HG3	2:H:153:LEU:HD23	1.90	0.52
3:L:67:SER:OG	3:L:68:LYS:N	2.43	0.52
1:A:328:ARG:NH2	1:A:580:GLN:HB2	2.25	0.52
1:A:421:TYR:HA	1:A:461:LEU:HG	1.90	0.52

Continued on next page...

Continued from previous page...

Atom-1	Atom-2	Interatomic distance (Å)	Clash overlap (Å)
1:B:64:TRP:HD1	1:B:65:PHE:N	2.07	0.52
1:C:558:LYS:N	1:C:558:LYS:CD	2.73	0.52
1:A:449:TYR:HB3	2:H:107:GLY:HA2	1.91	0.52
1:B:403:ARG:HA	1:B:495:TYR:OH	2.10	0.52
1:C:64:TRP:HD1	1:C:65:PHE:N	2.07	0.52
1:C:424:LYS:HB3	1:C:463:PRO:HA	1.92	0.52
1:C:1101:HIS:CD2	4:X:1:NAG:H5	2.45	0.52
1:A:379:CYS:HB3	1:A:382:VAL:O	2.10	0.52
1:C:364:ASP:HB2	1:C:367:VAL:CB	2.36	0.52
2:H:62:ASN:ND2	2:H:64:SER:OG	2.43	0.52
3:L:4:LEU:CD1	3:L:4:LEU:N	2.73	0.52
1:B:353:TRP:CZ2	1:B:466:ARG:HB3	2.45	0.51
1:B:380:TYR:O	1:B:430:THR:HA	2.11	0.51
1:C:328:ARG:O	1:C:329:PHE:CG	2.62	0.51
2:H:99:ARG:HE	2:H:117:PRO:CD	2.23	0.51
1:A:319:ARG:NH2	1:A:319:ARG:CG	2.73	0.51
1:B:57:PRO:O	1:B:60:SER:OG	2.25	0.51
1:A:535:LYS:O	1:A:536:ASN:HB2	2.10	0.51
1:A:901:GLN:NE2	1:A:905:ARG:HH21	2.08	0.51
1:C:715:PRO:HA	1:C:1072:GLU:HA	1.92	0.51
1:B:537:LYS:HZ3	1:B:537:LYS:HB2	1.74	0.51
1:C:560:LEU:HB2	1:C:562:PHE:CD1	2.45	0.51
1:A:131:CYS:H	1:A:133:PHE:HE1	1.59	0.51
1:C:544:ASN:ND2	1:C:544:ASN:O	2.41	0.51
1:C:675:GLN:CG	1:C:676:THR:N	2.73	0.51
1:A:540:ASN:ND2	1:A:549:THR:OG1	2.44	0.51
1:C:329:PHE:HE2	1:C:391:CYS:SG	2.34	0.51
1:C:559:PHE:HE2	1:C:565:PHE:O	1.93	0.51
1:A:41:LYS:N	1:A:41:LYS:CD	2.73	0.51
1:C:457:ARG:NH2	1:C:469:SER:O	2.43	0.51
3:L:189:GLN:HA	3:L:192:SER:HB3	1.91	0.51
1:A:329:PHE:HE2	1:A:528:LYS:HB3	1.73	0.51
1:B:388:ASN:O	1:B:526:GLY:HA3	2.11	0.51
1:C:380:TYR:O	1:C:430:THR:HA	2.11	0.51
1:C:392:PHE:HB2	1:C:524:VAL:CG1	2.40	0.51
1:A:106:PHE:HB3	1:A:235:ILE:HD13	1.93	0.51
1:A:48:LEU:N	1:A:48:LEU:CD1	2.73	0.50
1:A:449:TYR:CE2	2:H:109:ALA:HA	2.46	0.50
1:A:705:VAL:HB	1:B:883:THR:HG21	1.93	0.50
1:B:131:CYS:H	1:B:133:PHE:HE1	1.59	0.50
1:B:532:ASN:OD1	1:B:532:ASN:N	2.44	0.50

Continued on next page...

Continued from previous page...

Atom-1	Atom-2	Interatomic distance (Å)	Clash overlap (Å)
1:C:131:CYS:H	1:C:133:PHE:HE1	1.59	0.50
1:A:348:ALA:HB2	1:A:354:ASN:ND2	2.26	0.50
1:C:804:GLN:HE21	1:C:935:GLN:NE2	2.08	0.50
3:L:91:SER:O	3:L:92:SER:CB	2.60	0.50
3:L:122:LEU:HD21	3:L:137:LEU:HD12	1.94	0.50
1:C:327:VAL:O	1:C:530:SER:HA	2.12	0.50
1:C:353:TRP:CZ2	1:C:466:ARG:HB3	2.45	0.50
2:H:101:ARG:CG	2:H:114:TRP:NE1	2.74	0.50
1:A:129:LYS:HG2	1:A:133:PHE:HZ	1.77	0.50
1:A:983:ARG:CB	1:C:382:VAL:HG13	2.40	0.50
2:H:100:GLU:HA	2:H:115:PHE:HA	1.92	0.50
1:C:403:ARG:HA	1:C:495:TYR:OH	2.10	0.50
1:C:130:VAL:HB	1:C:168:PHE:HB3	1.93	0.50
2:H:11:LEU:HD23	2:H:125:THR:HG23	1.92	0.50
2:H:101:ARG:CG	2:H:114:TRP:HE1	2.24	0.50
3:L:29:VAL:HG12	3:L:94:THR:HG22	1.94	0.50
1:B:350:VAL:HG23	1:B:422:ASN:HD22	1.77	0.50
1:C:559:PHE:CD2	1:C:565:PHE:O	2.64	0.50
1:C:1090:PRO:HD3	1:C:1095:PHE:CE2	2.47	0.50
4:Q:1:NAG:H62	4:Q:2:NAG:H2	1.93	0.50
1:A:329:PHE:HB3	1:A:330:PRO:HD2	1.94	0.50
1:A:985:ASP:CG	1:C:383:SER:HB2	2.32	0.50
1:C:323:THR:N	1:C:538:CYS:O	2.43	0.50
1:C:807:PRO:O	1:C:809:PRO:HD3	2.12	0.50
1:A:401:VAL:HG22	1:A:509:ARG:HG2	1.94	0.49
1:A:520:ALA:CB	1:A:521:PRO:CD	2.79	0.49
1:B:357:ARG:HD3	1:C:230:PRO:CG	2.40	0.49
1:C:1032:CYS:O	1:C:1051:SER:HB2	2.12	0.49
1:B:106:PHE:HB3	1:B:235:ILE:HD13	1.93	0.49
2:H:131:THR:OG1	2:H:162:PRO:HG2	2.12	0.49
1:C:350:VAL:HG23	1:C:422:ASN:HD22	1.77	0.49
2:H:120:GLN:HA	2:H:120:GLN:HE21	1.74	0.49
1:A:122:ASN:OD1	1:A:122:ASN:N	2.46	0.49
1:A:735:SER:HB3	1:A:859:THR:HG22	1.94	0.49
1:C:122:ASN:N	1:C:122:ASN:OD1	2.46	0.49
1:A:533:LEU:HG	1:A:533:LEU:O	2.12	0.49
1:A:694:ALA:C	1:A:695:TYR:CD2	2.86	0.49
1:B:130:VAL:HB	1:B:168:PHE:HB3	1.93	0.49
1:C:129:LYS:HG2	1:C:133:PHE:HZ	1.76	0.49
1:C:690:GLN:NE2	1:C:690:GLN:N	2.60	0.49
2:H:120:GLN:NE2	2:H:120:GLN:CA	2.73	0.49

Continued on next page...

Continued from previous page...

Atom-1	Atom-2	Interatomic distance (Å)	Clash overlap (Å)
5:A:1405:NAG:HN2	1:C:558:LYS:NZ	2.08	0.49
1:C:560:LEU:CB	1:C:562:PHE:HE1	2.24	0.49
2:H:40:ARG:NE	2:H:48:GLU:OE2	2.45	0.49
1:A:563:GLN:HA	1:B:41:LYS:O	2.13	0.49
1:C:316:SER:OG	1:C:317:ASN:N	2.42	0.49
1:C:330:PRO:HG3	1:C:525:CYS:SG	2.53	0.49
3:L:202:HIS:CE1	3:L:203:GLU:HG2	2.48	0.49
1:A:231:ILE:HB	1:A:233:ILE:HG22	1.95	0.49
1:A:538:CYS:HA	1:A:550:GLY:C	2.33	0.49
1:B:122:ASN:OD1	1:B:122:ASN:N	2.46	0.49
1:B:524:VAL:O	1:B:524:VAL:HG13	2.13	0.49
3:L:155:ALA:HB1	3:L:193:HIS:CD2	2.48	0.49
1:A:130:VAL:HB	1:A:168:PHE:HB3	1.93	0.49
1:A:437:ASN:OD1	1:A:438:SER:N	2.46	0.49
2:H:108:ARG:HD2	2:H:108:ARG:O	2.13	0.49
2:H:170:ASN:ND2	2:H:208:THR:O	2.45	0.49
1:A:171:VAL:HG12	1:A:172:SER:H	1.78	0.49
1:B:212:LEU:HD23	1:B:215:ASP:HB2	1.95	0.49
2:H:11:LEU:CG	2:H:161:PHE:CE2	2.85	0.49
2:H:130:SER:O	2:H:161:PHE:CD2	2.66	0.49
1:A:533:LEU:HD11	1:A:535:LYS:HE3	1.95	0.48
1:B:592:PHE:CD1	1:B:592:PHE:C	2.86	0.48
3:L:35:VAL:HG23	3:L:53:VAL:HA	1.95	0.48
3:L:101:VAL:CG1	3:L:102:PHE:N	2.76	0.48
1:A:896:ILE:HG13	1:A:897:PRO:HD2	1.96	0.48
1:B:171:VAL:HG12	1:B:172:SER:H	1.78	0.48
1:B:537:LYS:CB	1:B:537:LYS:NZ	2.75	0.48
1:B:570:ALA:CB	1:C:963:VAL:CG1	2.90	0.48
1:C:171:VAL:HG12	1:C:172:SER:H	1.78	0.48
1:C:396:TYR:HB2	1:C:514:SER:HB2	1.95	0.48
2:H:101:ARG:HB3	2:H:114:TRP:HE1	1.74	0.48
1:B:231:ILE:HB	1:B:233:ILE:HG22	1.95	0.48
1:B:457:ARG:NH1	1:B:467:ASP:HB3	2.28	0.48
1:C:212:LEU:HD23	1:C:215:ASP:HB2	1.95	0.48
1:C:231:ILE:HB	1:C:233:ILE:HG22	1.95	0.48
1:C:106:PHE:HB3	1:C:235:ILE:HD13	1.93	0.48
1:C:375:SER:N	1:C:435:ALA:O	2.46	0.48
1:C:691:SER:O	1:C:693:ILE:HG23	2.13	0.48
1:B:524:VAL:O	1:B:524:VAL:HG22	2.12	0.48
1:A:212:LEU:HD23	1:A:215:ASP:HB2	1.95	0.48
2:H:34:TYR:CD1	2:H:99:ARG:NH1	2.82	0.48

Continued on next page...

Continued from previous page...

Atom-1	Atom-2	Interatomic distance (Å)	Clash overlap (Å)
3:L:85:GLU:OE2	3:L:110:VAL:HB	2.13	0.48
1:A:431:GLY:HA3	1:A:513:LEU:O	2.12	0.48
1:A:935:GLN:O	1:A:939:SER:HB3	2.14	0.48
1:B:129:LYS:HG2	1:B:133:PHE:HZ	1.77	0.48
1:B:1045:LYS:HZ1	1:C:786:LYS:HE3	1.77	0.48
1:C:458:LYS:HE2	1:C:458:LYS:HB2	1.79	0.48
2:H:134:PRO:HD3	2:H:215:HIS:HD1	1.78	0.48
1:A:329:PHE:CD2	1:A:528:LYS:CB	2.92	0.48
1:A:340:GLU:HG3	1:A:341:VAL:N	2.29	0.48
1:B:355:ARG:CZ	1:B:396:TYR:CE2	2.92	0.48
1:C:1104:VAL:HG22	1:C:1115:ILE:HG12	1.95	0.48
2:H:34:TYR:CZ	2:H:99:ARG:NH1	2.82	0.48
3:L:52:ASP:O	3:L:53:VAL:HB	2.13	0.48
2:H:101:ARG:CD	2:H:114:TRP:CZ2	2.78	0.48
2:H:162:PRO:HB2	2:H:215:HIS:NE2	2.29	0.48
1:B:45:SER:O	1:B:47:VAL:HG22	2.14	0.48
1:C:331:ASN:C	1:C:332:ILE:HG12	2.35	0.48
1:C:457:ARG:NH1	1:C:467:ASP:HB3	2.28	0.48
1:A:334:ASN:O	1:A:362:VAL:HG12	2.14	0.47
1:A:886:TRP:CH2	1:A:904:TYR:HD2	2.31	0.47
1:C:227:VAL:HG12	1:C:228:ASP:H	1.79	0.47
1:C:324:GLU:OE1	1:C:537:LYS:HD2	2.14	0.47
1:C:574:ASP:O	1:C:575:ALA:HB2	2.14	0.47
2:H:186:GLN:OE1	2:H:192:SER:OG	2.31	0.47
3:L:63:ARG:HB3	3:L:77:ILE:HG13	1.94	0.47
1:A:46:SER:O	1:A:47:VAL:HG13	2.14	0.47
1:B:326:ILE:O	1:B:326:ILE:HG13	2.12	0.47
1:B:396:TYR:OH	1:C:230:PRO:HB2	2.13	0.47
1:B:530:SER:O	1:B:531:THR:HG22	2.14	0.47
3:L:194:ARG:O	3:L:213:PRO:HD2	2.13	0.47
1:A:740:MET:HE2	1:C:592:PHE:CE2	2.49	0.47
1:B:227:VAL:HG12	1:B:228:ASP:H	1.79	0.47
1:B:560:LEU:O	1:B:562:PHE:N	2.47	0.47
1:C:556:ASN:N	1:C:556:ASN:ND2	2.60	0.47
1:B:710:ASN:N	1:B:710:ASN:HD22	2.11	0.47
1:A:328:ARG:NH2	1:A:580:GLN:CB	2.78	0.47
3:L:165:GLU:O	3:L:181:SER:HA	2.15	0.47
3:L:173:SER:O	3:L:175:ASN:ND2	2.47	0.47
1:C:403:ARG:NH2	1:C:504:GLY:O	2.47	0.47
2:H:139:LEU:HB3	3:L:123:PHE:CD2	2.49	0.47
1:A:337:PRO:C	1:A:339:GLY:H	2.17	0.47

Continued on next page...

Continued from previous page...

Atom-1	Atom-2	Interatomic distance (Å)	Clash overlap (Å)
1:A:516:GLU:C	1:A:517:LEU:CD2	2.82	0.47
1:C:324:GLU:CG	1:C:539:VAL:HG23	2.44	0.47
1:C:408:ARG:O	1:C:414:GLN:NE2	2.32	0.47
1:C:690:GLN:O	1:C:690:GLN:HG2	2.14	0.47
1:C:973:ILE:HG12	1:C:992:GLN:HE21	1.79	0.47
3:L:22:CYS:N	3:L:73:ALA:O	2.47	0.47
3:L:134:LYS:HD2	3:L:134:LYS:HA	1.70	0.47
1:B:361:CYS:O	1:B:524:VAL:HG23	2.14	0.47
1:B:640:SER:OG	1:B:641:ASN:N	2.48	0.47
1:C:117:LEU:HD12	1:C:118:LEU:N	2.30	0.47
1:C:530:SER:O	1:C:531:THR:HG22	2.15	0.47
1:C:726:ILE:HG12	1:C:1061:VAL:HG22	1.97	0.47
1:C:804:GLN:HG3	1:C:935:GLN:HE22	1.80	0.47
3:L:124:PRO:HA	3:L:137:LEU:HD13	1.97	0.47
3:L:191:LYS:NZ	3:L:214:THR:OG1	2.47	0.47
1:A:227:VAL:HG12	1:A:228:ASP:H	1.79	0.47
1:B:403:ARG:NH2	1:B:504:GLY:O	2.47	0.47
1:B:729:VAL:HG13	1:B:1059:GLY:HA2	1.97	0.47
2:H:165:VAL:HG22	2:H:215:HIS:CD2	2.49	0.47
1:A:393:THR:HA	1:A:523:THR:HB	1.97	0.46
1:A:640:SER:OG	1:A:641:ASN:N	2.48	0.46
1:A:985:ASP:N	1:A:985:ASP:OD1	2.46	0.46
1:B:536:ASN:HA	1:B:551:VAL:HG13	1.97	0.46
1:A:364:ASP:O	1:A:367:VAL:HG12	2.15	0.46
1:A:978:ASN:HD22	1:C:547:THR:C	2.18	0.46
1:A:1105:THR:HG22	1:A:1111:GLU:H	1.80	0.46
1:B:391:CYS:HB3	1:B:522:ALA:HB1	1.97	0.46
1:B:522:ALA:O	1:B:523:THR:HG22	2.15	0.46
1:B:713:ALA:HB3	1:C:894:LEU:HB3	1.97	0.46
1:A:361:CYS:H	1:A:524:VAL:HG12	1.79	0.46
1:B:518:LEU:HD21	1:B:522:ALA:CB	2.43	0.46
1:B:357:ARG:NH1	1:C:230:PRO:CB	2.63	0.46
1:B:825:LYS:HB3	1:B:825:LYS:HE2	1.79	0.46
3:L:49:MET:HG2	3:L:50:ILE:HG12	1.97	0.46
3:L:113:GLN:CD	3:L:114:PRO:HD2	2.35	0.46
1:A:29:THR:HG22	1:A:30:ASN:N	2.31	0.46
1:A:369:TYR:CE2	1:A:384:PRO:HB2	2.50	0.46
3:L:4:LEU:N	3:L:4:LEU:HD12	2.30	0.46
1:C:640:SER:OG	1:C:641:ASN:N	2.48	0.46
1:C:977:LEU:HD12	1:C:996:LEU:HD12	1.98	0.46
1:A:335:LEU:C	1:A:336:CYS:SG	2.93	0.46

Continued on next page...

Continued from previous page...

Atom-1	Atom-2	Interatomic distance (Å)	Clash overlap (Å)
1:B:320:VAL:CG2	1:B:591:SER:HB3	2.45	0.46
1:C:295:PRO:HB3	1:C:597:VAL:CG2	2.45	0.46
1:A:225:PRO:HD2	1:C:562:PHE:CE2	2.50	0.46
1:A:912:THR:OG1	1:A:914:ASN:ND2	2.48	0.46
1:A:985:ASP:N	1:C:383:SER:CB	2.75	0.46
2:H:146:THR:HG23	2:H:151:ALA:HB2	1.96	0.46
1:B:710:ASN:HD22	1:B:710:ASN:H	1.62	0.46
2:H:99:ARG:HG3	2:H:117:PRO:HD2	1.97	0.46
2:H:142:SER:HB3	2:H:144:LYS:HG2	1.98	0.46
3:L:155:ALA:O	3:L:157:SER:N	2.48	0.46
1:A:41:LYS:N	1:A:41:LYS:HD3	2.31	0.46
1:A:45:SER:O	1:A:279:TYR:CB	2.64	0.46
1:A:417:LYS:HE3	2:H:55:TYR:OH	2.16	0.46
1:A:447:GLY:HA2	1:A:497:PHE:O	2.16	0.46
1:B:437:ASN:HD21	1:B:506:GLN:HE21	1.64	0.46
1:B:570:ALA:HB1	1:C:963:VAL:HG12	1.98	0.46
3:L:2:SER:O	3:L:4:LEU:HD12	2.16	0.46
1:B:424:LYS:HG3	1:B:461:LEU:O	2.17	0.45
1:B:722:VAL:HA	1:B:1064:HIS:O	2.16	0.45
1:B:1032:CYS:O	1:B:1051:SER:HB2	2.16	0.45
2:H:215:HIS:CD2	2:H:217:PRO:HD2	2.51	0.45
1:A:1094:VAL:HG22	1:A:1107:ARG:HG2	1.98	0.45
1:B:758:SER:O	1:B:762:GLN:HG3	2.16	0.45
1:A:560:LEU:O	1:A:562:PHE:N	2.47	0.45
1:A:903:ALA:HB1	1:A:913:GLN:HG2	1.98	0.45
1:B:127:VAL:HG11	5:B:1402:NAG:H61	1.98	0.45
1:B:472:ILE:H	1:B:472:ILE:HG13	1.56	0.45
1:B:569:ILE:HG13	1:C:47:VAL:HB	1.97	0.45
1:A:417:LYS:CE	2:H:55:TYR:OH	2.65	0.45
3:L:4:LEU:H	3:L:4:LEU:HD13	1.81	0.45
1:A:323:THR:O	1:A:324:GLU:HG2	2.16	0.45
1:A:377:PHE:CD2	1:A:434:ILE:HG12	2.51	0.45
1:B:520:ALA:HA	1:C:41:LYS:HG3	1.98	0.45
1:C:153:MET:N	1:C:153:MET:SD	2.90	0.45
1:C:328:ARG:NH1	1:C:530:SER:OG	2.49	0.45
1:A:127:VAL:HG11	5:A:1402:NAG:H61	1.98	0.45
1:A:449:TYR:O	2:H:107:GLY:HA2	2.17	0.45
1:A:578:ASP:OD2	1:A:581:THR:HG22	2.16	0.45
2:H:38:TRP:CD2	2:H:82:LEU:HD23	2.52	0.45
1:A:316:SER:OG	1:A:317:ASN:N	2.48	0.45
1:A:521:PRO:HG3	1:B:199:GLY:HA3	1.99	0.45

Continued on next page...

Continued from previous page...

Atom-1	Atom-2	Interatomic distance (Å)	Clash overlap (Å)
1:B:646:ARG:O	1:B:646:ARG:HG3	2.17	0.45
1:C:324:GLU:HB2	1:C:325:SER:H	1.67	0.45
3:L:54:SER:OG	3:L:66:GLY:O	2.35	0.45
1:A:1090:PRO:HD3	1:A:1095:PHE:CE2	2.51	0.45
1:B:364:ASP:OD1	1:B:364:ASP:N	2.50	0.45
1:C:424:LYS:HG3	1:C:461:LEU:O	2.17	0.45
1:C:578:ASP:OD2	1:C:581:THR:HG22	2.16	0.45
3:L:58:SER:O	3:L:58:SER:OG	2.30	0.45
1:A:187:LYS:HE3	1:A:213:VAL:HG12	1.99	0.45
1:B:363:ALA:HB2	1:B:524:VAL:CG2	2.46	0.45
1:B:578:ASP:OD2	1:B:581:THR:HG22	2.16	0.45
1:C:472:ILE:CD1	1:C:474:GLN:HB3	2.47	0.45
1:C:646:ARG:HG3	1:C:646:ARG:O	2.17	0.45
2:H:113:VAL:O	2:H:115:PHE:N	2.44	0.45
3:L:197:SER:HB2	3:L:209:LYS:O	2.17	0.45
1:A:113:LYS:O	1:A:113:LYS:NZ	2.31	0.45
1:A:329:PHE:HB2	1:A:530:SER:OG	2.17	0.45
1:A:440:ASN:ND2	1:A:441:LEU:HG	2.32	0.45
1:B:153:MET:SD	1:B:153:MET:N	2.90	0.45
1:B:327:VAL:HG11	1:B:528:LYS:CE	2.33	0.45
1:B:328:ARG:HD2	1:B:328:ARG:HA	1.80	0.45
1:B:437:ASN:OD1	1:B:438:SER:N	2.50	0.45
1:C:453:TYR:HD1	1:C:453:TYR:H	1.64	0.45
1:C:560:LEU:H	1:C:563:GLN:HE22	1.60	0.45
1:C:560:LEU:N	1:C:563:GLN:NE2	2.60	0.45
1:C:1141:LEU:O	1:C:1145:LEU:HD12	2.16	0.45
2:H:160:TYR:OH	2:H:193:LEU:HD23	2.17	0.45
1:A:41:LYS:CA	1:C:563:GLN:HB3	2.47	0.44
1:A:153:MET:SD	1:A:153:MET:N	2.90	0.44
1:A:576:VAL:HG22	1:A:587:ILE:HG13	1.98	0.44
1:C:127:VAL:HG11	5:C:1402:NAG:H61	1.98	0.44
1:B:29:THR:HG22	1:B:30:ASN:N	2.31	0.44
1:B:530:SER:C	1:B:531:THR:CG2	2.86	0.44
1:B:567:ARG:HH11	1:C:42:VAL:CG1	2.30	0.44
1:C:322:PRO:CB	1:C:538:CYS:SG	3.02	0.44
1:C:328:ARG:NE	1:C:533:LEU:HB3	2.31	0.44
1:C:557:LYS:CB	1:C:559:PHE:HE1	2.31	0.44
1:C:1040:VAL:O	1:C:1041:ASP:HB2	2.17	0.44
2:H:34:TYR:CE1	2:H:99:ARG:NH1	2.85	0.44
2:H:114:TRP:CE3	2:H:115:PHE:O	2.71	0.44
1:B:187:LYS:HE3	1:B:213:VAL:HG12	1.99	0.44

Continued on next page...

Continued from previous page...

Atom-1	Atom-2	Interatomic distance (Å)	Clash overlap (Å)
1:B:350:VAL:HG11	1:B:402:ILE:HG23	2.00	0.44
1:C:323:THR:C	1:C:324:GLU:CG	2.86	0.44
3:L:194:ARG:HD2	3:L:194:ARG:HA	1.67	0.44
1:C:134:GLN:HB3	1:C:162:SER:HB2	2.00	0.44
1:C:294:ASP:OD1	1:C:294:ASP:N	2.50	0.44
3:L:85:GLU:CG	3:L:110:VAL:HG23	2.47	0.44
1:B:453:TYR:HD1	1:B:453:TYR:H	1.64	0.44
1:B:1045:LYS:NZ	1:C:786:LYS:CE	2.79	0.44
1:C:29:THR:HG22	1:C:30:ASN:N	2.31	0.44
1:C:659:SER:HB2	1:C:698:SER:HB3	1.99	0.44
1:C:1081:ILE:HG12	1:C:1095:PHE:CE2	2.53	0.44
3:L:25:THR:OG1	3:L:26:SER:N	2.40	0.44
1:A:338:PHE:C	1:A:340:GLU:H	2.21	0.44
1:B:294:ASP:N	1:B:294:ASP:OD1	2.50	0.44
1:B:376:THR:CG2	1:B:378:LYS:HG3	2.48	0.44
1:B:454:ARG:NH2	1:B:456:PHE:HZ	2.16	0.44
1:B:537:LYS:HB2	1:B:537:LYS:NZ	2.31	0.44
1:C:320:VAL:CG1	1:C:321:GLN:N	2.80	0.44
1:C:439:ASN:HB3	1:C:506:GLN:HB2	1.99	0.44
1:C:569:ILE:O	1:C:570:ALA:HB3	2.18	0.44
1:C:600:PRO:HB3	1:C:674:TYR:HB2	2.00	0.44
3:L:19:THR:HA	3:L:76:THR:HA	1.99	0.44
3:L:86:ALA:O	3:L:107:LYS:NZ	2.43	0.44
1:A:340:GLU:CG	1:A:341:VAL:N	2.80	0.44
1:C:362:VAL:HG11	1:C:525:CYS:SG	2.57	0.44
2:H:20:LEU:HD21	2:H:124:VAL:HG21	1.98	0.44
1:A:117:LEU:HD12	1:A:118:LEU:N	2.30	0.44
1:A:676:THR:O	1:A:690:GLN:HG3	2.18	0.44
1:B:328:ARG:O	1:B:329:PHE:CD2	2.70	0.44
1:B:546:LEU:HD11	1:B:565:PHE:CG	2.53	0.44
1:C:212:LEU:HD12	1:C:212:LEU:HA	1.78	0.44
1:C:342:PHE:CE2	1:C:368:LEU:HD13	2.53	0.44
3:L:85:GLU:OE2	3:L:110:VAL:CG2	2.66	0.44
1:A:294:ASP:OD1	1:A:294:ASP:N	2.50	0.44
1:A:646:ARG:O	1:A:646:ARG:HG3	2.17	0.44
1:B:99:ASN:O	1:B:102:ARG:NE	2.35	0.44
1:B:140:PHE:CG	1:B:244:LEU:HD11	2.53	0.44
1:B:461:LEU:HD12	1:B:461:LEU:HA	1.85	0.44
1:C:140:PHE:CG	1:C:244:LEU:HD11	2.53	0.44
1:C:437:ASN:HD21	1:C:506:GLN:HE21	1.64	0.44
1:C:530:SER:C	1:C:531:THR:CG2	2.86	0.44

Continued on next page...

Continued from previous page...

Atom-1	Atom-2	Interatomic distance (Å)	Clash overlap (Å)
1:B:522:ALA:C	1:B:523:THR:CG2	2.86	0.43
1:C:454:ARG:NH2	1:C:456:PHE:HZ	2.16	0.43
1:C:461:LEU:HA	1:C:461:LEU:HD12	1.85	0.43
3:L:171:LYS:HE2	3:L:171:LYS:HB3	1.79	0.43
1:A:546:LEU:HD11	1:A:565:PHE:CG	2.53	0.43
1:A:617:CYS:HB2	1:A:649:CYS:HB2	1.87	0.43
1:C:437:ASN:OD1	1:C:438:SER:N	2.51	0.43
1:A:1104:VAL:HG22	1:A:1115:ILE:HG12	2.00	0.43
1:B:127:VAL:HG21	5:B:1402:NAG:H5	2.01	0.43
1:B:134:GLN:HB3	1:B:162:SER:HB2	2.00	0.43
1:B:329:PHE:HE1	1:B:391:CYS:SG	2.41	0.43
1:B:439:ASN:HB3	1:B:506:GLN:HB2	1.99	0.43
1:C:328:ARG:HH11	1:C:328:ARG:HA	1.83	0.43
1:B:558:LYS:CD	5:C:1405:NAG:O7	2.50	0.43
1:C:141:LEU:O	1:C:243:ALA:HA	2.18	0.43
1:C:350:VAL:HG11	1:C:402:ILE:HG23	2.00	0.43
1:C:369:TYR:O	1:C:369:TYR:CD1	2.70	0.43
2:H:169:TRP:HD1	2:H:178:VAL:HG13	1.83	0.43
1:A:130:VAL:HG21	1:A:231:ILE:HD12	2.00	0.43
1:A:134:GLN:HB3	1:A:162:SER:HB2	2.00	0.43
1:A:576:VAL:CG2	1:A:587:ILE:HD11	2.49	0.43
1:A:795:LYS:HB3	1:A:797:PHE:CE2	2.54	0.43
1:A:1097:SER:HA	1:A:1101:HIS:O	2.18	0.43
5:B:1410:NAG:O4	5:B:1411:NAG:O5	2.28	0.43
1:C:113:LYS:O	1:C:113:LYS:NZ	2.31	0.43
1:C:130:VAL:HG21	1:C:231:ILE:HD12	2.00	0.43
2:H:8:GLY:H	2:H:9:PRO:CD	2.31	0.43
2:H:210:ILE:HG23	2:H:225:LYS:HD2	2.00	0.43
3:L:113:GLN:NE2	3:L:114:PRO:HD2	2.33	0.43
1:A:612:TYR:HE1	1:A:651:ILE:HD12	1.84	0.43
1:A:959:LEU:HD23	1:A:959:LEU:HA	1.78	0.43
1:B:141:LEU:O	1:B:243:ALA:HA	2.18	0.43
1:C:376:THR:CG2	1:C:378:LYS:HG3	2.48	0.43
3:L:53:VAL:O	3:L:54:SER:OG	2.26	0.43
1:B:117:LEU:HD12	1:B:118:LEU:N	2.30	0.43
2:H:36:TRP:CE3	2:H:99:ARG:HB3	2.54	0.43
3:L:186:THR:HG23	3:L:189:GLN:HB2	2.01	0.43
1:A:694:ALA:O	1:A:695:TYR:HB3	2.18	0.43
1:B:462:LYS:H	1:B:462:LYS:HD3	1.84	0.43
1:B:986:PRO:CB	1:B:987:PRO:HD3	2.45	0.43
1:C:131:CYS:HB3	1:C:164:ASN:O	2.19	0.43

Continued on next page...

Continued from previous page...

Atom-1	Atom-2	Interatomic distance (Å)	Clash overlap (Å)
2:H:157:VAL:HG13	2:H:193:LEU:HG	2.01	0.43
1:A:140:PHE:CG	1:A:244:LEU:HD11	2.53	0.43
1:A:141:LEU:O	1:A:243:ALA:HA	2.18	0.43
1:B:130:VAL:HG21	1:B:231:ILE:HD12	2.00	0.43
1:B:566:GLY:HA2	1:C:43:PHE:CB	2.40	0.43
1:C:99:ASN:O	1:C:102:ARG:NE	2.35	0.43
1:C:127:VAL:HG21	5:C:1402:NAG:H5	2.01	0.43
1:C:187:LYS:HE3	1:C:213:VAL:HG12	1.99	0.43
1:C:912:THR:OG1	1:C:914:ASN:ND2	2.51	0.43
4:E:1:NAG:H61	4:E:2:NAG:N2	2.33	0.43
1:A:569:ILE:O	1:A:570:ALA:HB3	2.19	0.43
1:B:459:SER:C	1:B:461:LEU:H	2.22	0.43
1:C:341:VAL:HG23	1:C:342:PHE:HD1	1.84	0.43
1:C:617:CYS:HB2	1:C:649:CYS:HB2	1.87	0.43
1:C:722:VAL:HA	1:C:1064:HIS:O	2.19	0.43
1:C:995:ARG:HE	1:C:995:ARG:HB3	1.66	0.43
3:L:107:LYS:NZ	3:L:108:LEU:O	2.46	0.43
1:A:500:THR:O	1:A:500:THR:OG1	2.31	0.42
1:A:1032:CYS:O	1:A:1051:SER:HB2	2.18	0.42
1:B:417:LYS:HD3	1:B:417:LYS:N	2.30	0.42
1:C:328:ARG:O	1:C:329:PHE:HB2	2.19	0.42
3:L:4:LEU:O	3:L:6:GLN:N	2.43	0.42
1:B:472:ILE:CD1	1:B:474:GLN:HB3	2.47	0.42
1:C:459:SER:C	1:C:461:LEU:H	2.22	0.42
1:C:462:LYS:HD3	1:C:462:LYS:H	1.84	0.42
2:H:170:ASN:OD1	2:H:210:ILE:HG13	2.19	0.42
2:H:193:LEU:HD12	2:H:194:SER:N	2.34	0.42
1:A:676:THR:C	1:A:690:GLN:HB2	2.34	0.42
1:B:131:CYS:HB3	1:B:164:ASN:O	2.19	0.42
1:B:672:ALA:HA	1:B:693:ILE:O	2.19	0.42
1:C:316:SER:C	1:C:317:ASN:ND2	2.73	0.42
1:C:792:PRO:O	1:C:795:LYS:NZ	2.52	0.42
2:H:102:CYS:HA	2:H:112:CYS:HB3	2.00	0.42
3:L:146:PRO:HG2	3:L:202:HIS:HE1	1.80	0.42
1:A:328:ARG:HH22	1:A:580:GLN:CB	2.31	0.42
1:B:331:ASN:C	1:B:332:ILE:HG12	2.40	0.42
1:B:612:TYR:HE1	1:B:651:ILE:HD12	1.84	0.42
2:H:102:CYS:CA	2:H:112:CYS:HB3	2.47	0.42
2:H:162:PRO:HD2	2:H:215:HIS:CE1	2.54	0.42
1:A:112:SER:O	1:A:113:LYS:HB3	2.20	0.42
1:A:534:VAL:HG23	1:A:539:VAL:HG11	2.01	0.42

Continued on next page...

Continued from previous page...

Atom-1	Atom-2	Interatomic distance (Å)	Clash overlap (Å)
1:B:567:ARG:HH11	1:C:42:VAL:HG11	1.84	0.42
1:C:327:VAL:O	1:C:327:VAL:HG12	2.18	0.42
1:B:987:PRO:CG	1:C:427:ASP:OD2	2.63	0.42
1:C:317:ASN:N	1:C:317:ASN:ND2	2.67	0.42
1:C:376:THR:O	1:C:434:ILE:HA	2.20	0.42
1:C:784:GLN:HE21	1:C:784:GLN:HB3	1.63	0.42
3:L:122:LEU:HD23	3:L:123:PHE:N	2.34	0.42
3:L:156:ASP:OD1	3:L:194:ARG:N	2.52	0.42
1:B:27:ALA:HB3	1:B:64:TRP:HB3	2.01	0.42
1:B:112:SER:O	1:B:113:LYS:HB3	2.20	0.42
1:C:495:TYR:CZ	1:C:507:PRO:HG3	2.55	0.42
1:C:1027:THR:HG22	1:C:1042:PHE:HZ	1.83	0.42
2:H:68:ARG:HD2	2:H:84:LEU:HD11	2.00	0.42
3:L:2:SER:O	3:L:4:LEU:HD13	2.19	0.42
1:A:131:CYS:HB3	1:A:164:ASN:O	2.19	0.42
1:A:316:SER:C	1:A:317:ASN:ND2	2.73	0.42
1:C:793:PRO:HG2	1:C:794:ILE:HD12	2.00	0.42
1:A:27:ALA:HB3	1:A:64:TRP:HB3	2.01	0.42
1:C:366:SER:CA	1:C:369:TYR:CD2	2.84	0.42
1:C:367:VAL:O	1:C:370:ASN:HB2	2.20	0.42
1:C:464:PHE:HD1	1:C:464:PHE:HA	1.76	0.42
1:C:559:PHE:CD2	1:C:564:GLN:O	2.70	0.42
1:C:856:ASN:O	1:C:856:ASN:ND2	2.48	0.42
3:L:28:ASP:N	3:L:28:ASP:OD1	2.51	0.42
1:A:323:THR:OG1	1:A:324:GLU:OE1	2.37	0.42
1:A:516:GLU:C	1:A:517:LEU:HD23	2.39	0.42
1:A:973:ILE:HG23	1:A:992:GLN:NE2	2.35	0.42
1:B:417:LYS:CD	1:B:417:LYS:N	2.83	0.42
1:B:520:ALA:HB1	1:B:521:PRO:CD	2.50	0.42
4:T:1:NAG:H3	4:T:1:NAG:H83	2.02	0.42
1:A:393:THR:H	1:A:517:LEU:HD22	1.85	0.41
1:A:758:SER:O	1:A:762:GLN:HG3	2.19	0.41
1:B:341:VAL:HG23	1:B:342:PHE:HD1	1.84	0.41
1:B:495:TYR:CZ	1:B:507:PRO:HG3	2.55	0.41
1:C:379:CYS:HA	1:C:432:CYS:HA	2.02	0.41
1:C:736:VAL:HG23	1:C:858:LEU:HD23	2.02	0.41
3:L:187:PRO:HA	3:L:190:TRP:HB3	2.02	0.41
1:A:886:TRP:HH2	1:A:904:TYR:CD2	2.35	0.41
1:B:376:THR:O	1:B:434:ILE:HA	2.20	0.41
1:C:612:TYR:HE1	1:C:651:ILE:HD12	1.84	0.41
2:H:30:SER:HA	2:H:55:TYR:HB2	2.02	0.41

Continued on next page...

Continued from previous page...

Atom-1	Atom-2	Interatomic distance (Å)	Clash overlap (Å)
3:L:125:PRO:HG2	3:L:135:ALA:HB1	2.01	0.41
3:L:155:ALA:HA	3:L:196:TYR:CD1	2.55	0.41
1:B:379:CYS:HA	1:B:432:CYS:HA	2.02	0.41
1:B:592:PHE:CZ	1:C:854:LYS:HE3	2.55	0.41
3:L:5:THR:O	3:L:7:PRO:HD2	2.21	0.41
3:L:129:GLU:OE2	3:L:136:THR:OG1	2.29	0.41
1:A:230:PRO:CB	1:C:357:ARG:NH2	2.83	0.41
1:A:320:VAL:HG12	1:A:321:GLN:N	2.35	0.41
1:A:933:LYS:HB2	1:A:933:LYS:HE3	1.86	0.41
1:B:569:ILE:O	1:B:570:ALA:HB3	2.19	0.41
1:C:27:ALA:HB3	1:C:64:TRP:HB3	2.01	0.41
1:C:690:GLN:N	1:C:690:GLN:CD	2.73	0.41
1:A:193:VAL:HG23	1:A:223:LEU:CD2	2.51	0.41
1:A:521:PRO:O	1:A:522:ALA:CB	2.66	0.41
1:B:542:ASN:HA	1:B:546:LEU:O	2.21	0.41
1:C:193:VAL:HG23	1:C:223:LEU:CD2	2.51	0.41
1:C:703:ASN:C	1:C:703:ASN:HD22	2.24	0.41
3:L:133:ASN:N	3:L:133:ASN:OD1	2.53	0.41
1:B:320:VAL:HG23	1:B:591:SER:C	2.40	0.41
1:C:416:GLY:O	1:C:420:ASP:N	2.45	0.41
1:C:560:LEU:CB	1:C:562:PHE:CD1	3.04	0.41
1:A:127:VAL:HG21	5:A:1402:NAG:H5	2.01	0.41
1:B:566:GLY:HA2	1:C:43:PHE:HD2	1.76	0.41
2:H:6:GLU:HB2	2:H:122:THR:HG23	2.02	0.41
3:L:126:SER:O	3:L:130:LEU:HG	2.19	0.41
1:A:1123:SER:O	1:A:1123:SER:OG	2.39	0.41
1:C:588:THR:OG1	1:C:589:PRO:HD2	2.21	0.41
1:C:985:ASP:OD1	1:C:985:ASP:N	2.46	0.41
2:H:98:ALA:HB2	2:H:118:TRP:HA	2.03	0.41
2:H:204:LEU:HB3	2:H:228:PRO:HG3	2.02	0.41
3:L:6:GLN:HB2	3:L:7:PRO:HD3	1.97	0.41
1:A:206:LYS:HZ3	1:A:208:THR:HG23	1.86	0.41
1:B:193:VAL:HG23	1:B:223:LEU:CD2	2.51	0.41
1:B:415:THR:CG2	1:C:385:THR:CG2	2.95	0.41
1:C:200:TYR:CE1	1:C:230:PRO:HB3	2.56	0.41
1:C:374:PHE:CD1	1:C:434:ILE:CG2	3.03	0.41
1:C:821:LEU:HD22	1:C:939:SER:HB3	2.03	0.41
1:C:854:LYS:HE2	1:C:854:LYS:HB3	1.88	0.41
1:C:973:ILE:HG23	1:C:992:GLN:NE2	2.35	0.41
3:L:96:SER:OG	3:L:97:SER:N	2.53	0.41
1:B:213:VAL:HG23	1:B:214:ARG:N	2.36	0.41

Continued on next page...

Continued from previous page...

Atom-1	Atom-2	Interatomic distance (Å)	Clash overlap (Å)
1:B:403:ARG:NE	1:B:505:TYR:HD1	2.20	0.41
1:C:326:ILE:O	1:C:327:VAL:HG23	2.21	0.41
1:C:403:ARG:NE	1:C:505:TYR:HD1	2.19	0.41
3:L:99:LEU:HD22	3:L:99:LEU:HA	1.88	0.41
3:L:189:GLN:O	3:L:196:TYR:OH	2.38	0.41
1:B:127:VAL:HG22	1:B:171:VAL:HG13	2.04	0.40
1:C:112:SER:O	1:C:113:LYS:HB3	2.20	0.40
1:C:213:VAL:HG23	1:C:214:ARG:N	2.36	0.40
1:C:369:TYR:HB2	1:C:377:PHE:CE2	2.56	0.40
1:C:568:ASP:CB	1:C:569:ILE:HD12	2.47	0.40
3:L:97:SER:C	3:L:99:LEU:N	2.73	0.40
3:L:191:LYS:NZ	3:L:213:PRO:HB2	2.36	0.40
1:A:89:GLY:HA2	1:A:194:PHE:O	2.22	0.40
1:A:227:VAL:CG1	1:A:228:ASP:N	2.84	0.40
1:A:486:PHE:HZ	3:L:51:TYR:CD2	2.34	0.40
1:B:1040:VAL:O	1:B:1041:ASP:HB2	2.21	0.40
1:C:226:LEU:HB3	1:C:227:VAL:HG23	2.03	0.40
1:C:418:ILE:HD13	1:C:418:ILE:HA	1.88	0.40
1:C:740:MET:HE2	1:C:740:MET:HB2	1.81	0.40
1:C:870:ILE:O	1:C:874:THR:HG23	2.21	0.40
3:L:143:ASP:HA	3:L:176:LYS:HG3	2.01	0.40
1:A:213:VAL:HG23	1:A:214:ARG:N	2.36	0.40
1:A:1051:SER:OG	1:A:1064:HIS:ND1	2.46	0.40
1:A:1105:THR:HG21	1:A:1110:TYR:CD1	2.57	0.40
1:B:89:GLY:HA2	1:B:194:PHE:O	2.22	0.40
1:B:166:CYS:HB3	1:B:169:GLU:OE1	2.21	0.40
1:B:324:GLU:O	1:B:325:SER:CB	2.68	0.40
1:B:458:LYS:HE2	1:B:458:LYS:HB2	1.79	0.40
1:B:776:LYS:HE3	1:B:776:LYS:HB3	1.65	0.40
1:C:542:ASN:HA	1:C:546:LEU:O	2.21	0.40
1:C:770:ILE:O	1:C:774:GLN:HG2	2.21	0.40
1:C:984:LEU:HD23	1:C:984:LEU:HA	1.91	0.40
2:H:215:HIS:HD2	2:H:217:PRO:HD2	1.86	0.40
1:A:43:PHE:HB3	1:C:566:GLY:HA3	2.04	0.40
1:A:187:LYS:N	1:A:187:LYS:HE2	2.37	0.40
1:B:535:LYS:HB2	1:B:535:LYS:HE3	1.98	0.40
1:C:44:ARG:O	1:C:283:GLY:HA2	2.22	0.40
1:C:100:ILE:HG22	1:C:242:LEU:HD23	2.04	0.40
3:L:9:SER:O	3:L:10:VAL:HG23	2.21	0.40
1:A:99:ASN:O	1:A:102:ARG:NE	2.35	0.40
1:A:336:CYS:SG	1:A:362:VAL:N	2.94	0.40

Continued on next page...

Continued from previous page...

Atom-1	Atom-2	Interatomic distance (Å)	Clash overlap (Å)
1:A:708:SER:OG	1:A:711:SER:HB2	2.22	0.40
1:B:415:THR:OG1	1:C:385:THR:CG2	2.68	0.40
1:B:416:GLY:O	1:B:420:ASP:N	2.45	0.40
1:B:984:LEU:HD23	1:B:988:GLU:HB3	2.03	0.40
1:C:166:CYS:HB3	1:C:169:GLU:OE1	2.21	0.40
1:C:371:SER:HB3	1:C:372:ALA:H	1.66	0.40
1:C:907:ASN:HD22	1:C:907:ASN:HA	1.64	0.40
1:C:931:ILE:HD13	1:C:931:ILE:HA	1.86	0.40
3:L:23:THR:HA	3:L:72:THR:HA	2.04	0.40

There are no symmetry-related clashes.

5.3 Torsion angles [i](#)

5.3.1 Protein backbone [i](#)

In the following table, the Percentiles column shows the percent Ramachandran outliers of the chain as a percentile score with respect to all PDB entries followed by that with respect to all EM entries.

The Analysed column shows the number of residues for which the backbone conformation was analysed, and the total number of residues.

Mol	Chain	Analysed	Favoured	Allowed	Outliers	Percentiles	
1	A	988/1283 (77%)	872 (88%)	93 (9%)	23 (2%)	6	34
1	B	957/1283 (75%)	848 (89%)	101 (11%)	8 (1%)	19	58
1	C	957/1283 (75%)	830 (87%)	102 (11%)	25 (3%)	5	31
2	H	228/458 (50%)	195 (86%)	27 (12%)	6 (3%)	5	31
3	L	212/217 (98%)	173 (82%)	31 (15%)	8 (4%)	3	22
All	All	3342/4524 (74%)	2918 (87%)	354 (11%)	70 (2%)	10	37

All (70) Ramachandran outliers are listed below:

Mol	Chain	Res	Type
1	A	48	LEU
1	A	331	ASN
1	A	518	LEU
1	A	538	CYS
1	A	701	ALA

Continued on next page...

Continued from previous page...

Mol	Chain	Res	Type
1	B	325	SER
1	B	524	VAL
1	C	325	SER
1	C	329	PHE
1	C	330	PRO
1	C	331	ASN
1	C	334	ASN
1	C	565	PHE
1	C	573	THR
1	C	814	LYS
2	H	11	LEU
2	H	108	ARG
2	H	116	ASP
3	L	6	GLN
3	L	53	VAL
3	L	54	SER
3	L	96	SER
3	L	99	LEU
1	A	41	LYS
1	A	46	SER
1	A	537	LYS
1	B	742	ILE
1	B	743	CYS
1	C	328	ARG
1	C	530	SER
1	C	567	ARG
1	C	810	SER
2	H	114	TRP
2	H	119	GLY
3	L	92	SER
1	A	43	PHE
1	A	336	CYS
1	A	522	ALA
1	A	590	CYS
1	A	710	ASN
1	B	328	ARG
1	C	327	VAL
1	C	525	CYS
1	C	534	VAL
1	C	566	GLY
3	L	98	THR
1	A	44	ARG

Continued on next page...

Continued from previous page...

Mol	Chain	Res	Type
1	A	324	GLU
1	A	349	SER
1	A	520	ALA
1	A	536	ASN
1	A	697	MET
1	B	746	SER
1	C	564	GLN
1	C	575	ALA
1	C	675	GLN
1	C	813	SER
3	L	5	THR
1	A	40	ASP
1	A	42	VAL
1	A	47	VAL
1	A	695	TYR
1	B	523	THR
1	C	316	SER
1	C	326	ILE
1	C	812	PRO
1	C	811	LYS
2	H	13	LYS
1	B	330	PRO
1	C	527	PRO

5.3.2 Protein sidechains [i](#)

In the following table, the Percentiles column shows the percent sidechain outliers of the chain as a percentile score with respect to all PDB entries followed by that with respect to all EM entries.

The Analysed column shows the number of residues for which the sidechain conformation was analysed, and the total number of residues.

Mol	Chain	Analysed	Rotameric	Outliers	Percentiles
1	A	881/1122 (78%)	780 (88%)	101 (12%)	5 24
1	B	862/1122 (77%)	760 (88%)	102 (12%)	5 23
1	C	862/1122 (77%)	763 (88%)	99 (12%)	5 24
2	H	199/410 (48%)	186 (94%)	13 (6%)	17 51
3	L	180/183 (98%)	163 (91%)	17 (9%)	8 33
All	All	2984/3959 (75%)	2652 (89%)	332 (11%)	9 25

All (332) residues with a non-rotameric sidechain are listed below:

Mol	Chain	Res	Type
1	A	40	ASP
1	A	46	SER
1	A	48	LEU
1	A	97	LYS
1	A	109	THR
1	A	116	SER
1	A	118	LEU
1	A	122	ASN
1	A	137	ASN
1	A	141	LEU
1	A	143	VAL
1	A	158	ARG
1	A	164	ASN
1	A	169	GLU
1	A	195	LYS
1	A	205	SER
1	A	208	THR
1	A	221	SER
1	A	282	ASN
1	A	296	LEU
1	A	301	CYS
1	A	308	VAL
1	A	314	GLN
1	A	315	THR
1	A	319	ARG
1	A	324	GLU
1	A	328	ARG
1	A	333	THR
1	A	335	LEU
1	A	336	CYS
1	A	353	TRP
1	A	355	ARG
1	A	375	SER
1	A	383	SER
1	A	389	ASP
1	A	390	LEU
1	A	421	TYR
1	A	430	THR
1	A	438	SER
1	A	440	ASN
1	A	486	PHE
1	A	500	THR

Continued on next page...

Continued from previous page...

Mol	Chain	Res	Type
1	A	514	SER
1	A	517	LEU
1	A	518	LEU
1	A	525	CYS
1	A	529	LYS
1	A	531	THR
1	A	533	LEU
1	A	534	VAL
1	A	546	LEU
1	A	553	THR
1	A	554	GLU
1	A	556	ASN
1	A	558	LYS
1	A	576	VAL
1	A	583	GLU
1	A	599	THR
1	A	602	THR
1	A	646	ARG
1	A	673	SER
1	A	690	GLN
1	A	696	THR
1	A	702	GLU
1	A	704	SER
1	A	722	VAL
1	A	727	LEU
1	A	729	VAL
1	A	738	CYS
1	A	746	SER
1	A	773	GLU
1	A	785	VAL
1	A	787	GLN
1	A	791	THR
1	A	826	VAL
1	A	868	GLU
1	A	878	LEU
1	A	883	THR
1	A	902	MET
1	A	916	LEU
1	A	929	SER
1	A	937	SER
1	A	939	SER
1	A	951	VAL

Continued on next page...

Continued from previous page...

Mol	Chain	Res	Type
1	A	967	SER
1	A	982	SER
1	A	994	ASP
1	A	1005	GLN
1	A	1074	ASN
1	A	1076	THR
1	A	1077	THR
1	A	1092	GLU
1	A	1094	VAL
1	A	1100	THR
1	A	1104	VAL
1	A	1123	SER
1	A	1125	ASN
1	A	1132	ILE
1	A	1141	LEU
1	A	1142	GLN
1	A	1144	GLU
1	B	45	SER
1	B	97	LYS
1	B	109	THR
1	B	116	SER
1	B	118	LEU
1	B	122	ASN
1	B	137	ASN
1	B	141	LEU
1	B	143	VAL
1	B	158	ARG
1	B	164	ASN
1	B	169	GLU
1	B	195	LYS
1	B	205	SER
1	B	208	THR
1	B	221	SER
1	B	282	ASN
1	B	296	LEU
1	B	301	CYS
1	B	308	VAL
1	B	314	GLN
1	B	315	THR
1	B	318	PHE
1	B	323	THR
1	B	324	GLU

Continued on next page...

Continued from previous page...

Mol	Chain	Res	Type
1	B	328	ARG
1	B	329	PHE
1	B	345	THR
1	B	359	SER
1	B	371	SER
1	B	382	VAL
1	B	385	THR
1	B	388	ASN
1	B	396	TYR
1	B	402	ILE
1	B	403	ARG
1	B	409	GLN
1	B	417	LYS
1	B	430	THR
1	B	453	TYR
1	B	462	LYS
1	B	464	PHE
1	B	467	ASP
1	B	473	TYR
1	B	487	ASN
1	B	488	CYS
1	B	490	PHE
1	B	494	SER
1	B	495	TYR
1	B	506	GLN
1	B	514	SER
1	B	525	CYS
1	B	529	LYS
1	B	532	ASN
1	B	535	LYS
1	B	536	ASN
1	B	537	LYS
1	B	538	CYS
1	B	540	ASN
1	B	546	LEU
1	B	553	THR
1	B	556	ASN
1	B	558	LYS
1	B	576	VAL
1	B	583	GLU
1	B	588	THR
1	B	590	CYS

Continued on next page...

Continued from previous page...

Mol	Chain	Res	Type
1	B	591	SER
1	B	599	THR
1	B	646	ARG
1	B	673	SER
1	B	704	SER
1	B	710	ASN
1	B	747	THR
1	B	748	GLU
1	B	779	GLN
1	B	786	LYS
1	B	787	GLN
1	B	791	THR
1	B	808	ASP
1	B	854	LYS
1	B	855	PHE
1	B	856	ASN
1	B	868	GLU
1	B	878	LEU
1	B	912	THR
1	B	916	LEU
1	B	935	GLN
1	B	964	LYS
1	B	968	SER
1	B	969	ASN
1	B	974	SER
1	B	976	VAL
1	B	1030	SER
1	B	1037	SER
1	B	1045	LYS
1	B	1074	ASN
1	B	1094	VAL
1	B	1104	VAL
1	B	1114	ILE
1	B	1126	CYS
1	B	1141	LEU
1	C	45	SER
1	C	97	LYS
1	C	109	THR
1	C	116	SER
1	C	118	LEU
1	C	122	ASN
1	C	137	ASN

Continued on next page...

Continued from previous page...

Mol	Chain	Res	Type
1	C	141	LEU
1	C	143	VAL
1	C	158	ARG
1	C	164	ASN
1	C	169	GLU
1	C	195	LYS
1	C	205	SER
1	C	208	THR
1	C	221	SER
1	C	282	ASN
1	C	296	LEU
1	C	301	CYS
1	C	308	VAL
1	C	314	GLN
1	C	315	THR
1	C	317	ASN
1	C	323	THR
1	C	324	GLU
1	C	328	ARG
1	C	345	THR
1	C	359	SER
1	C	369	TYR
1	C	370	ASN
1	C	371	SER
1	C	382	VAL
1	C	385	THR
1	C	388	ASN
1	C	402	ILE
1	C	403	ARG
1	C	409	GLN
1	C	417	LYS
1	C	430	THR
1	C	453	TYR
1	C	462	LYS
1	C	464	PHE
1	C	467	ASP
1	C	473	TYR
1	C	487	ASN
1	C	490	PHE
1	C	494	SER
1	C	495	TYR
1	C	506	GLN

Continued on next page...

Continued from previous page...

Mol	Chain	Res	Type
1	C	514	SER
1	C	528	LYS
1	C	529	LYS
1	C	533	LEU
1	C	540	ASN
1	C	546	LEU
1	C	553	THR
1	C	554	GLU
1	C	556	ASN
1	C	558	LYS
1	C	559	PHE
1	C	563	GLN
1	C	564	GLN
1	C	567	ARG
1	C	568	ASP
1	C	569	ILE
1	C	572	THR
1	C	583	GLU
1	C	588	THR
1	C	592	PHE
1	C	599	THR
1	C	602	THR
1	C	646	ARG
1	C	673	SER
1	C	676	THR
1	C	690	GLN
1	C	691	SER
1	C	703	ASN
1	C	727	LEU
1	C	740	MET
1	C	778	THR
1	C	787	GLN
1	C	814	LYS
1	C	856	ASN
1	C	859	THR
1	C	886	TRP
1	C	937	SER
1	C	974	SER
1	C	975	SER
1	C	976	VAL
1	C	977	LEU
1	C	1017	GLU

Continued on next page...

Continued from previous page...

Mol	Chain	Res	Type
1	C	1077	THR
1	C	1094	VAL
1	C	1104	VAL
1	C	1126	CYS
1	C	1129	VAL
1	C	1132	ILE
1	C	1136	THR
1	C	1145	LEU
2	H	111	ARG
2	H	112	CYS
2	H	120	GLN
2	H	128	SER
2	H	135	SER
2	H	147	SER
2	H	153	LEU
2	H	157	VAL
2	H	188	SER
2	H	194	SER
2	H	212	ASN
2	H	216	LYS
2	H	223	ASP
3	L	6	GLN
3	L	95	SER
3	L	97	SER
3	L	98	THR
3	L	99	LEU
3	L	119	SER
3	L	133	ASN
3	L	150	THR
3	L	170	SER
3	L	173	SER
3	L	180	SER
3	L	185	LEU
3	L	186	THR
3	L	188	GLU
3	L	192	SER
3	L	201	THR
3	L	208	GLU

Sometimes sidechains can be flipped to improve hydrogen bonding and reduce clashes. All (87) such sidechains are listed below:

Mol	Chain	Res	Type
1	A	134	GLN
1	A	137	ASN
1	A	188	ASN
1	A	239	GLN
1	A	317	ASN
1	A	354	ASN
1	A	360	ASN
1	A	394	ASN
1	A	422	ASN
1	A	440	ASN
1	A	498	GLN
1	A	540	ASN
1	A	556	ASN
1	A	644	GLN
1	A	658	ASN
1	A	703	ASN
1	A	762	GLN
1	A	787	GLN
1	A	856	ASN
1	A	901	GLN
1	A	914	ASN
1	A	919	ASN
1	A	926	GLN
1	A	955	ASN
1	A	969	ASN
1	A	978	ASN
1	A	992	GLN
1	A	1125	ASN
1	A	1142	GLN
1	B	134	GLN
1	B	137	ASN
1	B	188	ASN
1	B	239	GLN
1	B	354	ASN
1	B	422	ASN
1	B	487	ASN
1	B	506	GLN
1	B	540	ASN
1	B	556	ASN
1	B	644	GLN
1	B	655	HIS
1	B	658	ASN
1	B	710	ASN

Continued on next page...

Continued from previous page...

Mol	Chain	Res	Type
1	B	804	GLN
1	B	901	GLN
1	B	914	ASN
1	B	919	ASN
1	B	920	GLN
1	B	926	GLN
1	B	992	GLN
1	B	1054	GLN
1	C	134	GLN
1	C	137	ASN
1	C	188	ASN
1	C	239	GLN
1	C	317	ASN
1	C	422	ASN
1	C	487	ASN
1	C	506	GLN
1	C	540	ASN
1	C	556	ASN
1	C	607	GLN
1	C	644	GLN
1	C	658	ASN
1	C	675	GLN
1	C	690	GLN
1	C	703	ASN
1	C	784	GLN
1	C	804	GLN
1	C	901	GLN
1	C	907	ASN
1	C	914	ASN
1	C	926	GLN
1	C	935	GLN
1	C	969	ASN
1	C	992	GLN
1	C	1010	GLN
1	C	1071	GLN
1	C	1101	HIS
1	C	1106	GLN
2	H	60	ASN
2	H	78	ASN
2	H	120	GLN
3	L	39	GLN
3	L	113	GLN

Continued on next page...

Continued from previous page...

Mol	Chain	Res	Type
3	L	193	HIS
3	L	199	GLN

5.3.3 RNA [i](#)

There are no RNA molecules in this entry.

5.4 Non-standard residues in protein, DNA, RNA chains [i](#)

There are no non-standard protein/DNA/RNA residues in this entry.

5.5 Carbohydrates [i](#)

40 monosaccharides are modelled in this entry.

In the following table, the Counts columns list the number of bonds (or angles) for which Mogul statistics could be retrieved, the number of bonds (or angles) that are observed in the model and the number of bonds (or angles) that are defined in the Chemical Component Dictionary. The Link column lists molecule types, if any, to which the group is linked. The Z score for a bond length (or angle) is the number of standard deviations the observed value is removed from the expected value. A bond length (or angle) with $|Z| > 2$ is considered an outlier worth inspection. RMSZ is the root-mean-square of all Z scores of the bond lengths (or angles).

Mol	Type	Chain	Res	Link	Bond lengths			Bond angles		
					Counts	RMSZ	# Z > 2	Counts	RMSZ	# Z > 2
4	NAG	D	1	1,4	14,14,15	0.55	0	17,19,21	0.50	0
4	NAG	D	2	4	14,14,15	0.25	0	17,19,21	0.58	0
4	NAG	E	1	1,4	14,14,15	0.56	0	17,19,21	0.56	0
4	NAG	E	2	4	14,14,15	0.29	0	17,19,21	0.45	0
4	NAG	F	1	1,4	14,14,15	0.33	0	17,19,21	0.62	0
4	NAG	F	2	4	14,14,15	0.50	0	17,19,21	0.46	0
4	NAG	G	1	1,4	14,14,15	0.38	0	17,19,21	0.72	0
4	NAG	G	2	4	14,14,15	0.29	0	17,19,21	1.32	2 (11%)
4	NAG	I	1	1,4	14,14,15	0.71	1 (7%)	17,19,21	0.70	0
4	NAG	I	2	4	14,14,15	0.39	0	17,19,21	1.40	3 (17%)
4	NAG	J	1	1,4	14,14,15	0.72	1 (7%)	17,19,21	0.66	0
4	NAG	J	2	4	14,14,15	0.28	0	17,19,21	0.64	0
4	NAG	K	1	1,4	14,14,15	0.25	0	17,19,21	0.68	1 (5%)
4	NAG	K	2	4	14,14,15	0.16	0	17,19,21	0.47	0
4	NAG	M	1	1,4	14,14,15	0.32	0	17,19,21	0.41	0

Mol	Type	Chain	Res	Link	Bond lengths			Bond angles		
					Counts	RMSZ	# Z > 2	Counts	RMSZ	# Z > 2
4	NAG	M	2	4	14,14,15	0.16	0	17,19,21	0.46	0
4	NAG	N	1	1,4	14,14,15	0.31	0	17,19,21	0.40	0
4	NAG	N	2	4	14,14,15	0.38	0	17,19,21	0.37	0
4	NAG	O	1	1,4	14,14,15	0.34	0	17,19,21	1.12	1 (5%)
4	NAG	O	2	4	14,14,15	0.28	0	17,19,21	0.46	0
4	NAG	P	1	1,4	14,14,15	0.31	0	17,19,21	0.69	1 (5%)
4	NAG	P	2	4	14,14,15	0.21	0	17,19,21	0.40	0
4	NAG	Q	1	1,4	14,14,15	0.75	1 (7%)	17,19,21	0.91	1 (5%)
4	NAG	Q	2	4	14,14,15	0.31	0	17,19,21	0.69	0
4	NAG	R	1	1,4	14,14,15	0.22	0	17,19,21	0.44	0
4	NAG	R	2	4	14,14,15	0.28	0	17,19,21	0.37	0
4	NAG	S	1	1,4	14,14,15	0.31	0	17,19,21	0.41	0
4	NAG	S	2	4	14,14,15	0.16	0	17,19,21	0.46	0
4	NAG	T	1	1,4	14,14,15	0.22	0	17,19,21	1.36	1 (5%)
4	NAG	T	2	4	14,14,15	0.20	0	17,19,21	0.50	0
4	NAG	U	1	1,4	14,14,15	0.54	0	17,19,21	0.70	1 (5%)
4	NAG	U	2	4	14,14,15	0.38	0	17,19,21	0.47	0
4	NAG	V	1	1,4	14,14,15	0.36	0	17,19,21	0.41	0
4	NAG	V	2	4	14,14,15	0.21	0	17,19,21	0.74	0
4	NAG	W	1	1,4	14,14,15	0.35	0	17,19,21	0.48	0
4	NAG	W	2	4	14,14,15	0.56	0	17,19,21	1.31	1 (5%)
4	NAG	X	1	1,4	14,14,15	0.65	1 (7%)	17,19,21	0.43	0
4	NAG	X	2	4	14,14,15	0.32	0	17,19,21	1.36	2 (11%)
4	NAG	Y	1	1,4	14,14,15	0.40	0	17,19,21	0.44	0
4	NAG	Y	2	4	14,14,15	0.24	0	17,19,21	0.49	0

In the following table, the Chirals column lists the number of chiral outliers, the number of chiral centers analysed, the number of these observed in the model and the number defined in the Chemical Component Dictionary. Similar counts are reported in the Torsion and Rings columns. '-' means no outliers of that kind were identified.

Mol	Type	Chain	Res	Link	Chirals	Torsions	Rings
4	NAG	D	1	1,4	-	1/6/23/26	0/1/1/1
4	NAG	D	2	4	-	2/6/23/26	0/1/1/1
4	NAG	E	1	1,4	-	0/6/23/26	0/1/1/1
4	NAG	E	2	4	-	4/6/23/26	0/1/1/1
4	NAG	F	1	1,4	-	0/6/23/26	0/1/1/1
4	NAG	F	2	4	-	2/6/23/26	0/1/1/1
4	NAG	G	1	1,4	-	2/6/23/26	0/1/1/1
4	NAG	G	2	4	-	3/6/23/26	0/1/1/1

Continued on next page...

Continued from previous page...

Mol	Type	Chain	Res	Link	Chirals	Torsions	Rings
4	NAG	I	1	1,4	-	2/6/23/26	0/1/1/1
4	NAG	I	2	4	-	5/6/23/26	0/1/1/1
4	NAG	J	1	1,4	-	2/6/23/26	0/1/1/1
4	NAG	J	2	4	-	3/6/23/26	0/1/1/1
4	NAG	K	1	1,4	-	2/6/23/26	0/1/1/1
4	NAG	K	2	4	-	0/6/23/26	0/1/1/1
4	NAG	M	1	1,4	-	4/6/23/26	0/1/1/1
4	NAG	M	2	4	-	2/6/23/26	0/1/1/1
4	NAG	N	1	1,4	-	0/6/23/26	0/1/1/1
4	NAG	N	2	4	-	1/6/23/26	0/1/1/1
4	NAG	O	1	1,4	-	1/6/23/26	0/1/1/1
4	NAG	O	2	4	-	0/6/23/26	0/1/1/1
4	NAG	P	1	1,4	-	2/6/23/26	0/1/1/1
4	NAG	P	2	4	-	3/6/23/26	0/1/1/1
4	NAG	Q	1	1,4	-	2/6/23/26	0/1/1/1
4	NAG	Q	2	4	-	3/6/23/26	0/1/1/1
4	NAG	R	1	1,4	-	2/6/23/26	0/1/1/1
4	NAG	R	2	4	-	2/6/23/26	0/1/1/1
4	NAG	S	1	1,4	-	4/6/23/26	0/1/1/1
4	NAG	S	2	4	-	2/6/23/26	0/1/1/1
4	NAG	T	1	1,4	-	6/6/23/26	0/1/1/1
4	NAG	T	2	4	-	2/6/23/26	0/1/1/1
4	NAG	U	1	1,4	-	2/6/23/26	0/1/1/1
4	NAG	U	2	4	-	2/6/23/26	0/1/1/1
4	NAG	V	1	1,4	-	2/6/23/26	0/1/1/1
4	NAG	V	2	4	-	1/6/23/26	0/1/1/1
4	NAG	W	1	1,4	-	2/6/23/26	0/1/1/1
4	NAG	W	2	4	-	5/6/23/26	0/1/1/1
4	NAG	X	1	1,4	-	2/6/23/26	0/1/1/1
4	NAG	X	2	4	-	4/6/23/26	0/1/1/1
4	NAG	Y	1	1,4	-	0/6/23/26	0/1/1/1
4	NAG	Y	2	4	-	2/6/23/26	0/1/1/1

All (4) bond length outliers are listed below:

Mol	Chain	Res	Type	Atoms	Z	Observed(Å)	Ideal(Å)
4	Q	1	NAG	O5-C1	-2.72	1.39	1.43

Continued on next page...

Continued from previous page...

Mol	Chain	Res	Type	Atoms	Z	Observed(Å)	Ideal(Å)
4	J	1	NAG	O5-C1	-2.61	1.39	1.43
4	I	1	NAG	O5-C1	-2.34	1.40	1.43
4	X	1	NAG	O5-C1	-2.17	1.40	1.43

All (14) bond angle outliers are listed below:

Mol	Chain	Res	Type	Atoms	Z	Observed(°)	Ideal(°)
4	T	1	NAG	C2-N2-C7	4.68	129.56	122.90
4	I	2	NAG	C2-N2-C7	4.43	129.21	122.90
4	X	2	NAG	C2-N2-C7	4.35	129.10	122.90
4	W	2	NAG	C2-N2-C7	4.34	129.08	122.90
4	G	2	NAG	C2-N2-C7	4.33	129.07	122.90
4	O	1	NAG	C1-O5-C5	3.29	116.65	112.19
4	I	2	NAG	C1-C2-N2	2.39	114.57	110.49
4	Q	1	NAG	O4-C4-C3	-2.38	104.84	110.35
4	G	2	NAG	C1-C2-N2	2.28	114.38	110.49
4	X	2	NAG	C1-C2-N2	2.26	114.35	110.49
4	P	1	NAG	C1-O5-C5	2.25	115.24	112.19
4	U	1	NAG	C1-O5-C5	2.24	115.23	112.19
4	K	1	NAG	C1-O5-C5	2.11	115.05	112.19
4	I	2	NAG	C1-O5-C5	2.09	115.03	112.19

There are no chirality outliers.

All (86) torsion outliers are listed below:

Mol	Chain	Res	Type	Atoms
4	T	2	NAG	O5-C5-C6-O6
4	U	2	NAG	O5-C5-C6-O6
4	V	1	NAG	O5-C5-C6-O6
4	D	2	NAG	O5-C5-C6-O6
4	J	1	NAG	O5-C5-C6-O6
4	Q	1	NAG	O5-C5-C6-O6
4	M	2	NAG	O5-C5-C6-O6
4	S	2	NAG	O5-C5-C6-O6
4	U	1	NAG	O5-C5-C6-O6
4	D	2	NAG	C4-C5-C6-O6
4	Q	1	NAG	C4-C5-C6-O6
4	J	1	NAG	C4-C5-C6-O6
4	R	1	NAG	C4-C5-C6-O6
4	U	1	NAG	C4-C5-C6-O6
4	Q	2	NAG	O5-C5-C6-O6
4	V	1	NAG	C4-C5-C6-O6

Continued on next page...

Continued from previous page...

Mol	Chain	Res	Type	Atoms
4	U	2	NAG	C4-C5-C6-O6
4	M	1	NAG	O5-C5-C6-O6
4	S	1	NAG	O5-C5-C6-O6
4	W	2	NAG	O5-C5-C6-O6
4	M	2	NAG	C4-C5-C6-O6
4	S	2	NAG	C4-C5-C6-O6
4	T	2	NAG	C4-C5-C6-O6
4	R	2	NAG	O5-C5-C6-O6
4	M	1	NAG	C4-C5-C6-O6
4	S	1	NAG	C4-C5-C6-O6
4	Q	2	NAG	C4-C5-C6-O6
4	G	2	NAG	C8-C7-N2-C2
4	G	2	NAG	O7-C7-N2-C2
4	I	2	NAG	C8-C7-N2-C2
4	I	2	NAG	O7-C7-N2-C2
4	M	1	NAG	C8-C7-N2-C2
4	M	1	NAG	O7-C7-N2-C2
4	P	2	NAG	C8-C7-N2-C2
4	P	2	NAG	O7-C7-N2-C2
4	S	1	NAG	C8-C7-N2-C2
4	S	1	NAG	O7-C7-N2-C2
4	T	1	NAG	C8-C7-N2-C2
4	T	1	NAG	O7-C7-N2-C2
4	W	2	NAG	C8-C7-N2-C2
4	W	2	NAG	O7-C7-N2-C2
4	X	2	NAG	C8-C7-N2-C2
4	X	2	NAG	O7-C7-N2-C2
4	I	1	NAG	C4-C5-C6-O6
4	W	2	NAG	C4-C5-C6-O6
4	T	1	NAG	O5-C5-C6-O6
4	G	1	NAG	C4-C5-C6-O6
4	T	1	NAG	C4-C5-C6-O6
4	R	2	NAG	C4-C5-C6-O6
4	R	1	NAG	O5-C5-C6-O6
4	J	2	NAG	O5-C5-C6-O6
4	G	1	NAG	O5-C5-C6-O6
4	X	1	NAG	O5-C5-C6-O6
4	I	1	NAG	O5-C5-C6-O6
4	J	2	NAG	C4-C5-C6-O6
4	X	1	NAG	C4-C5-C6-O6
4	K	1	NAG	C4-C5-C6-O6
4	K	1	NAG	O5-C5-C6-O6

Continued on next page...

Continued from previous page...

Mol	Chain	Res	Type	Atoms
4	E	2	NAG	C1-C2-N2-C7
4	X	2	NAG	O5-C5-C6-O6
4	P	2	NAG	O5-C5-C6-O6
4	D	1	NAG	O5-C5-C6-O6
4	P	1	NAG	C4-C5-C6-O6
4	F	2	NAG	O5-C5-C6-O6
4	F	2	NAG	C4-C5-C6-O6
4	Y	2	NAG	C4-C5-C6-O6
4	W	1	NAG	C4-C5-C6-O6
4	Y	2	NAG	O5-C5-C6-O6
4	N	2	NAG	C4-C5-C6-O6
4	J	2	NAG	C3-C2-N2-C7
4	O	1	NAG	C3-C2-N2-C7
4	Q	2	NAG	C3-C2-N2-C7
4	V	2	NAG	C3-C2-N2-C7
4	X	2	NAG	C3-C2-N2-C7
4	I	2	NAG	C4-C5-C6-O6
4	W	1	NAG	O5-C5-C6-O6
4	I	2	NAG	O5-C5-C6-O6
4	T	1	NAG	C1-C2-N2-C7
4	E	2	NAG	C4-C5-C6-O6
4	P	1	NAG	O5-C5-C6-O6
4	E	2	NAG	C3-C2-N2-C7
4	G	2	NAG	C3-C2-N2-C7
4	I	2	NAG	C3-C2-N2-C7
4	T	1	NAG	C3-C2-N2-C7
4	W	2	NAG	C3-C2-N2-C7
4	E	2	NAG	O5-C5-C6-O6

There are no ring outliers.

11 monomers are involved in 14 short contacts:

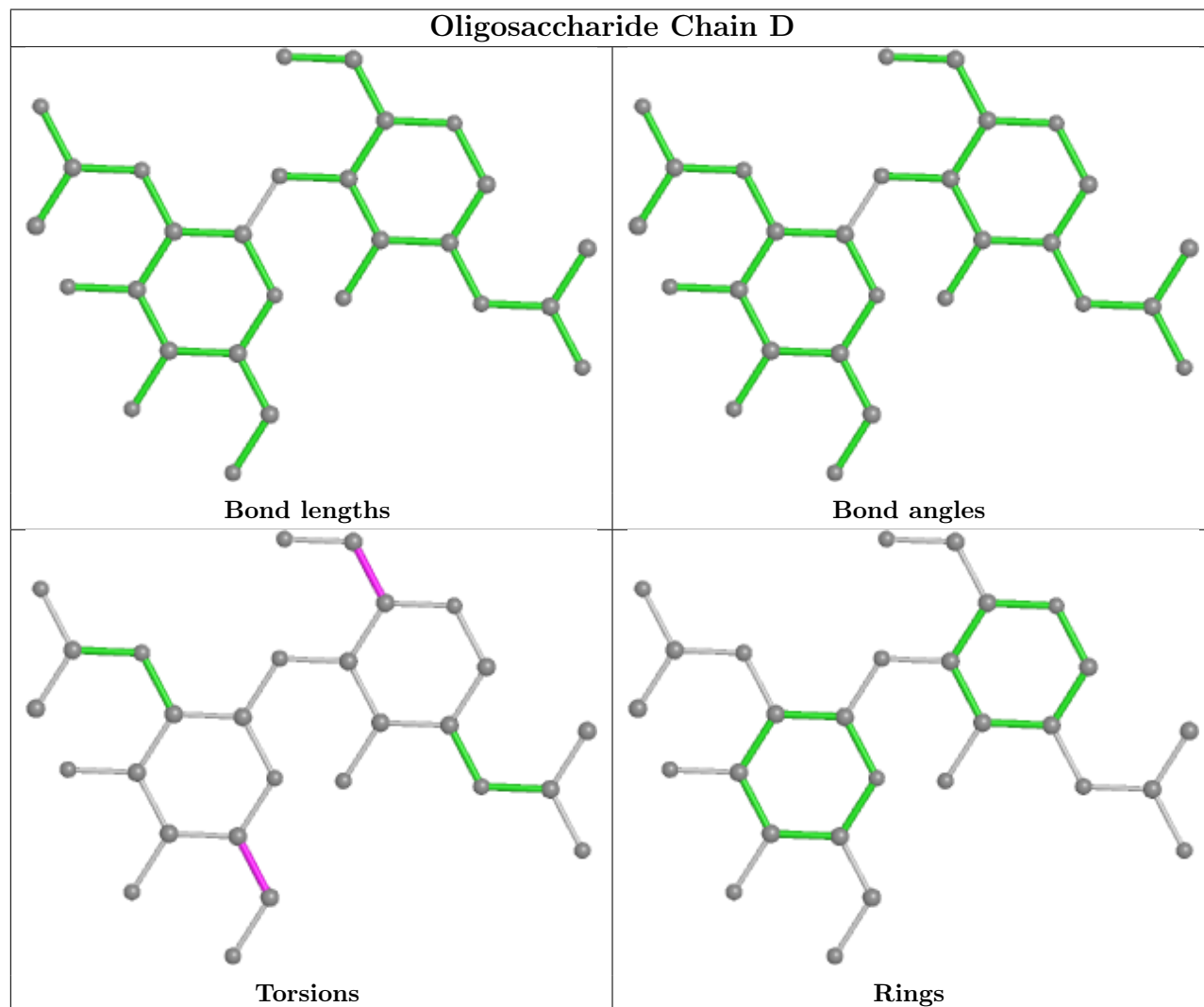
Mol	Chain	Res	Type	Clashes	Symm-Clashes
4	E	2	NAG	2	0
4	T	1	NAG	1	0
4	W	2	NAG	1	0
4	X	1	NAG	1	0
4	I	2	NAG	1	0
4	X	2	NAG	1	0
4	G	2	NAG	1	0
4	M	2	NAG	4	0
4	E	1	NAG	3	0

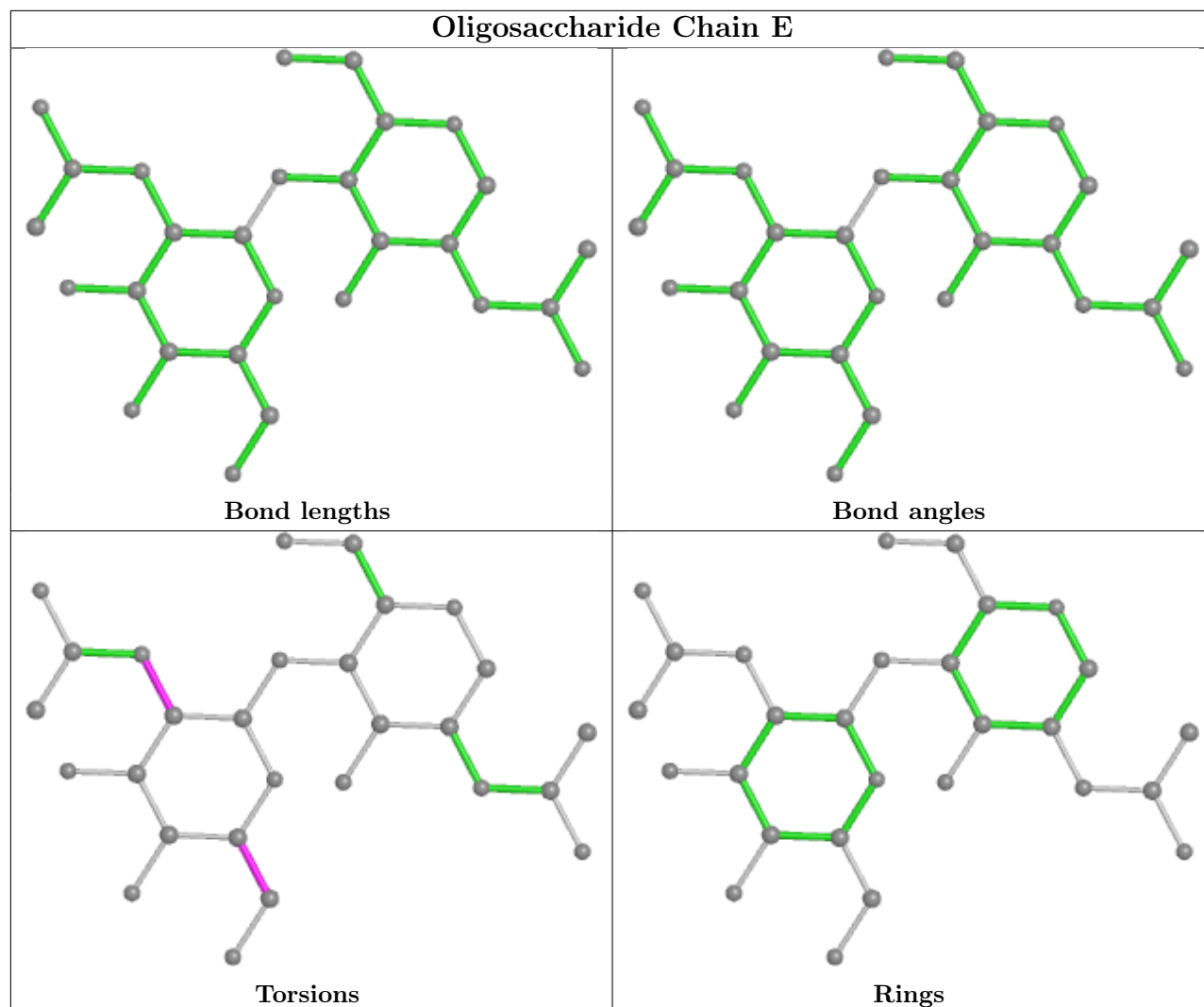
Continued on next page...

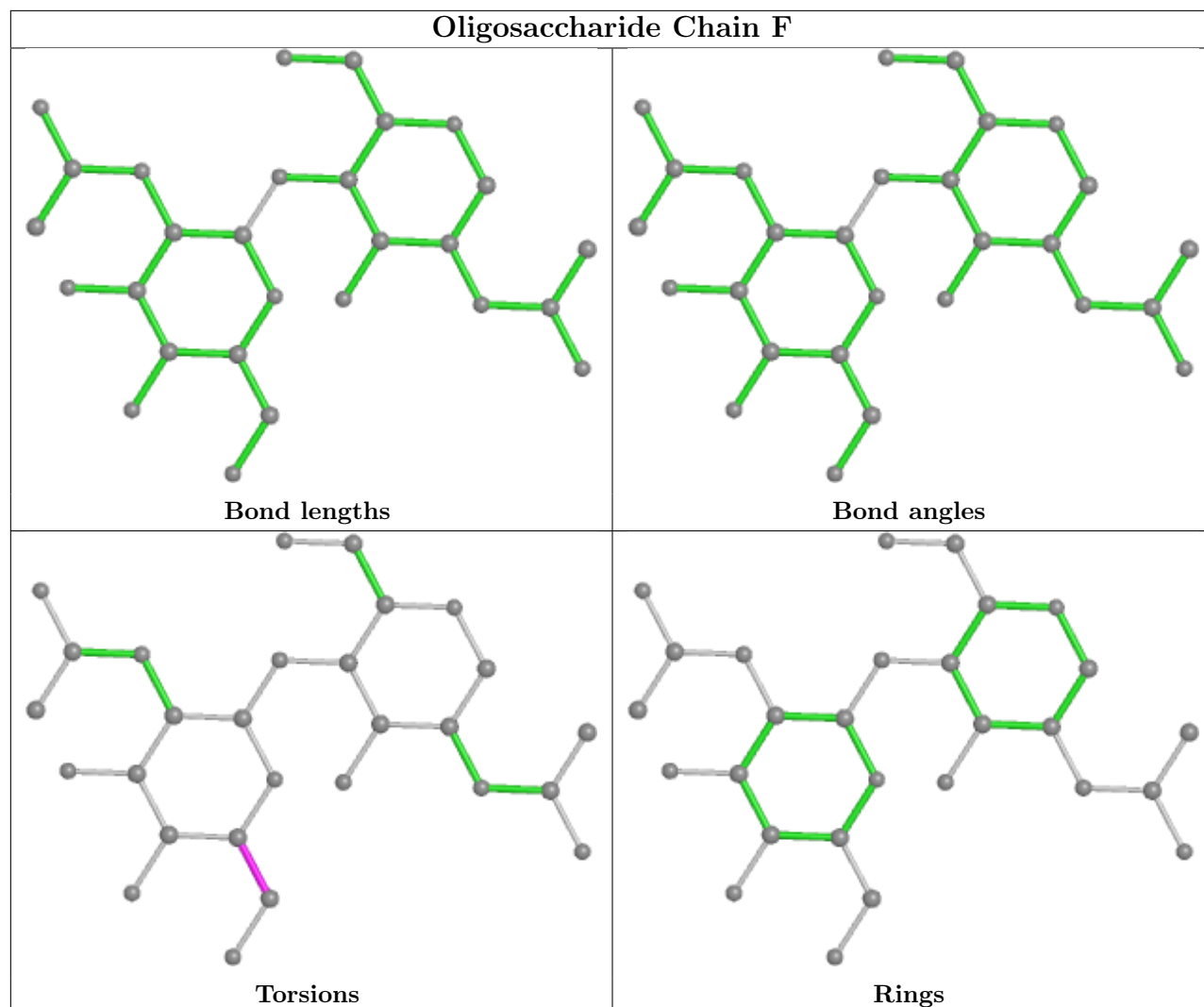
Continued from previous page...

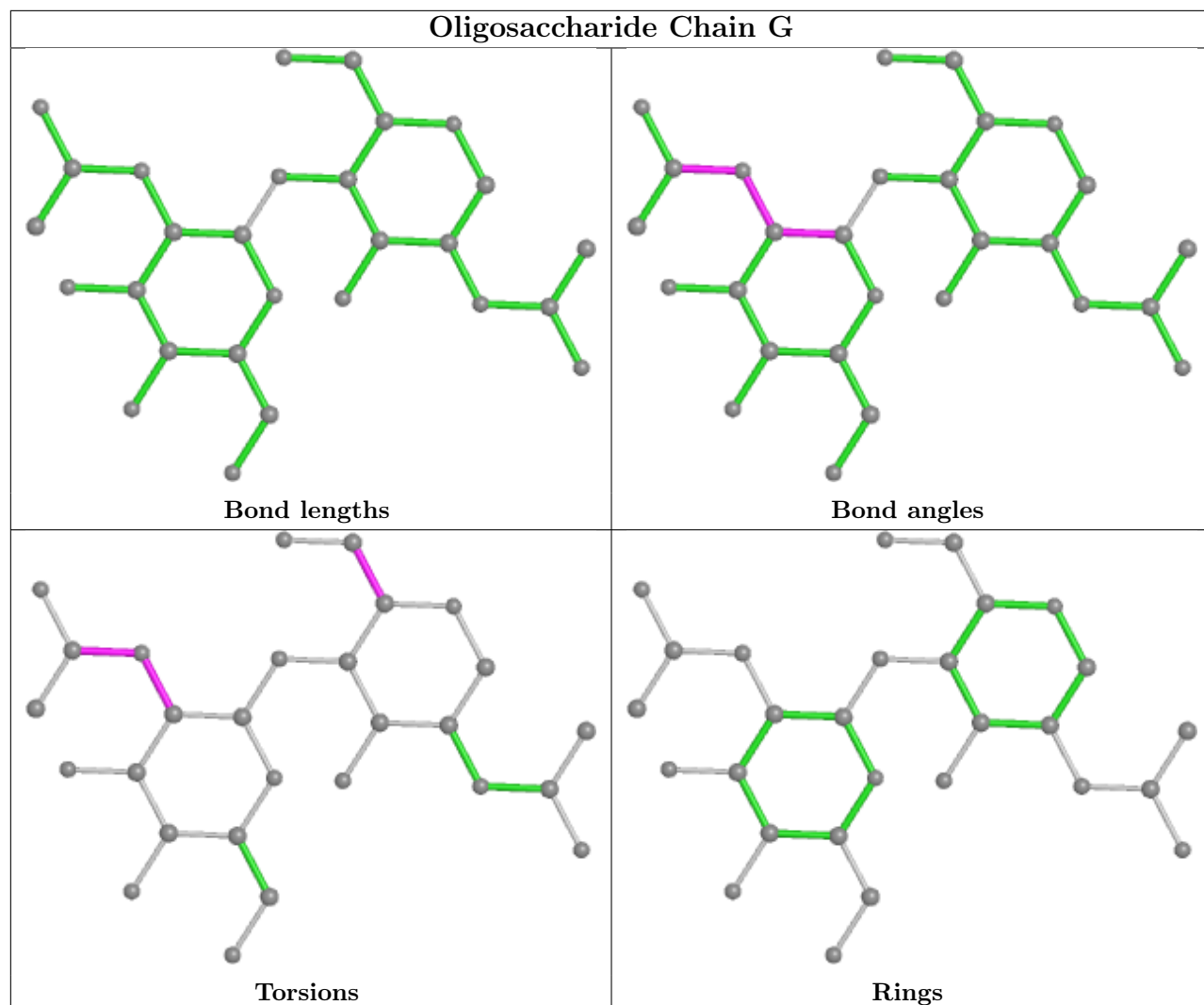
Mol	Chain	Res	Type	Clashes	Symm-Clashes
4	Q	2	NAG	1	0
4	Q	1	NAG	1	0

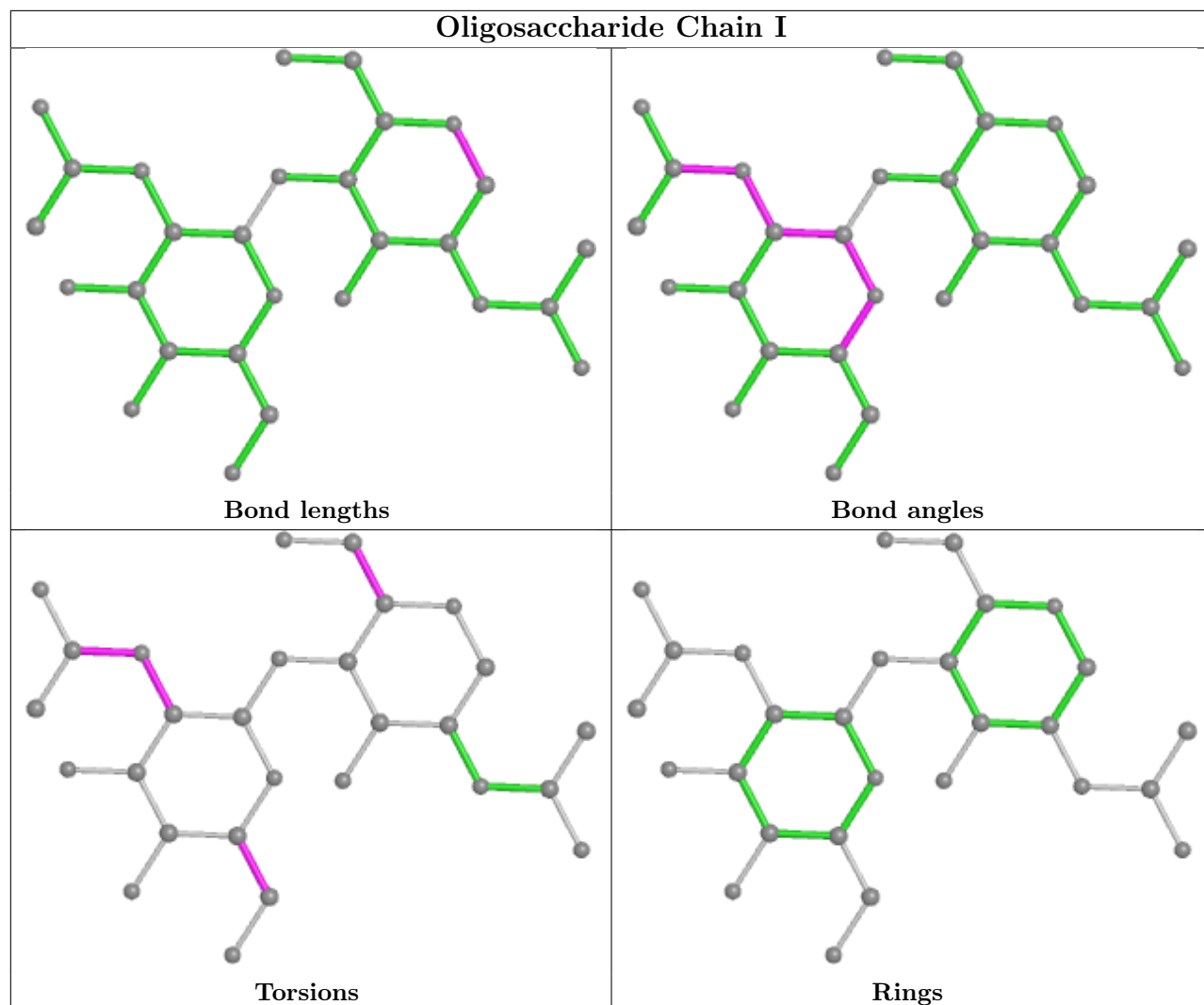
The following is a two-dimensional graphical depiction of Mogul quality analysis of bond lengths, bond angles, torsion angles, and ring geometry for oligosaccharide.

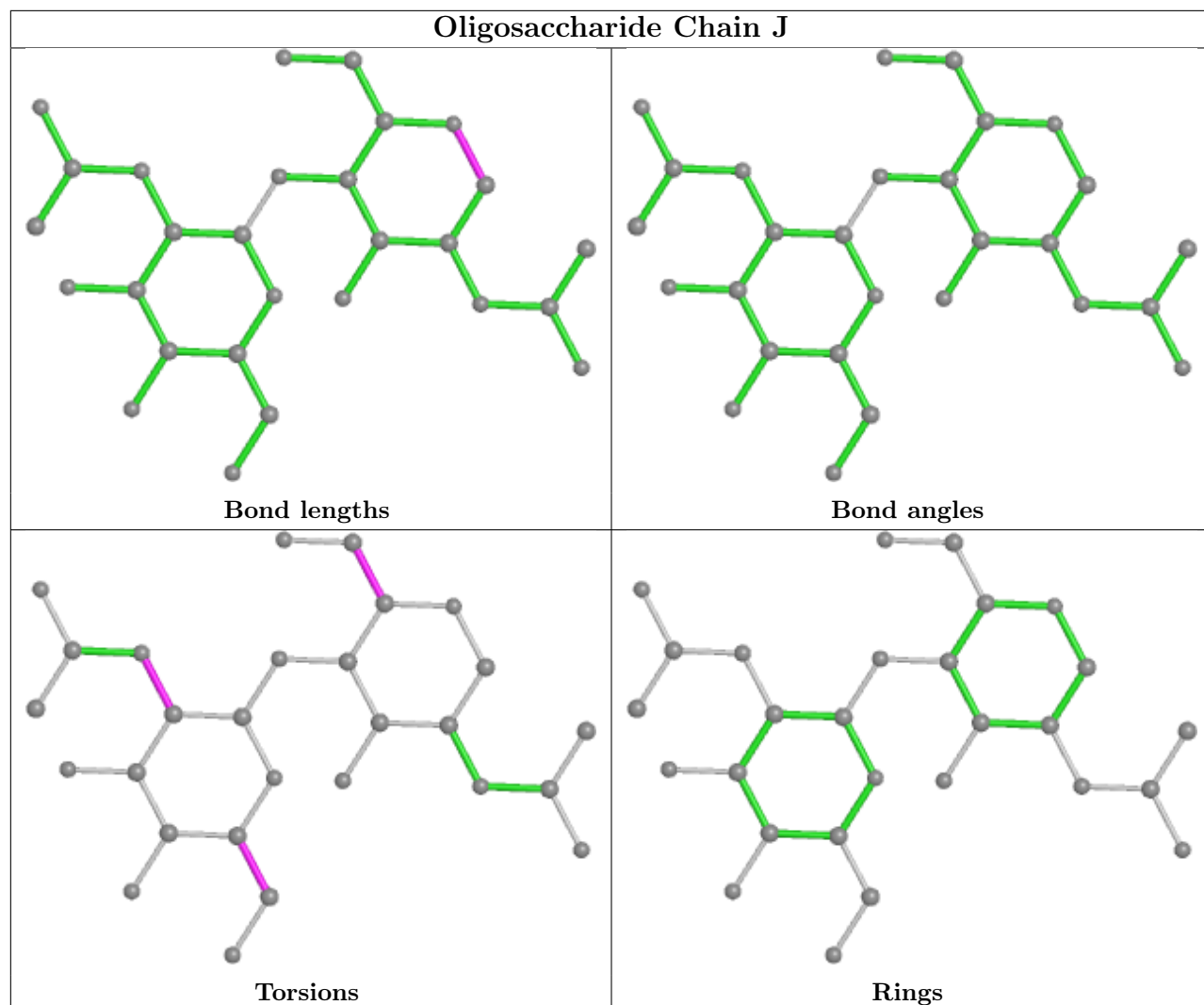


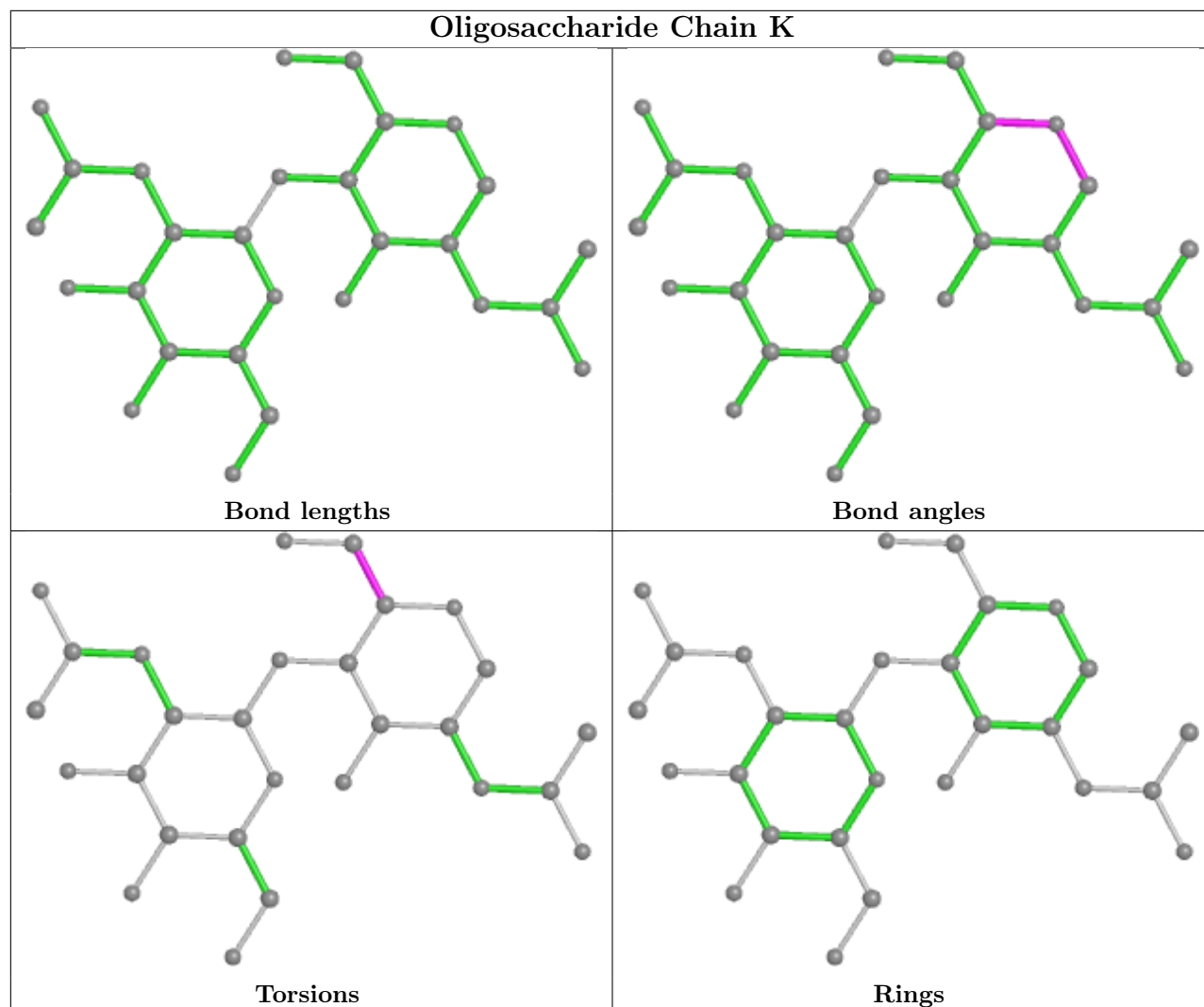


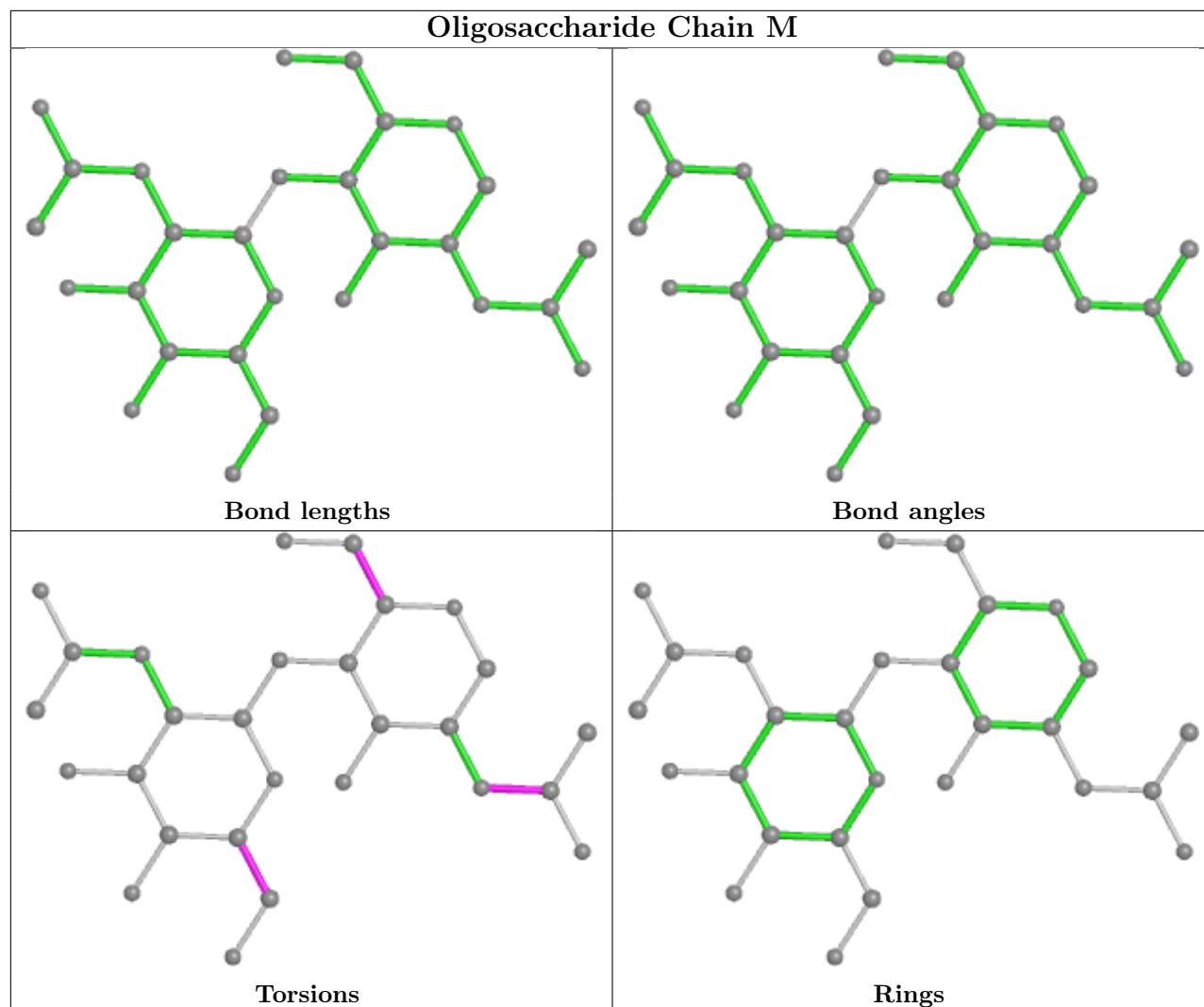


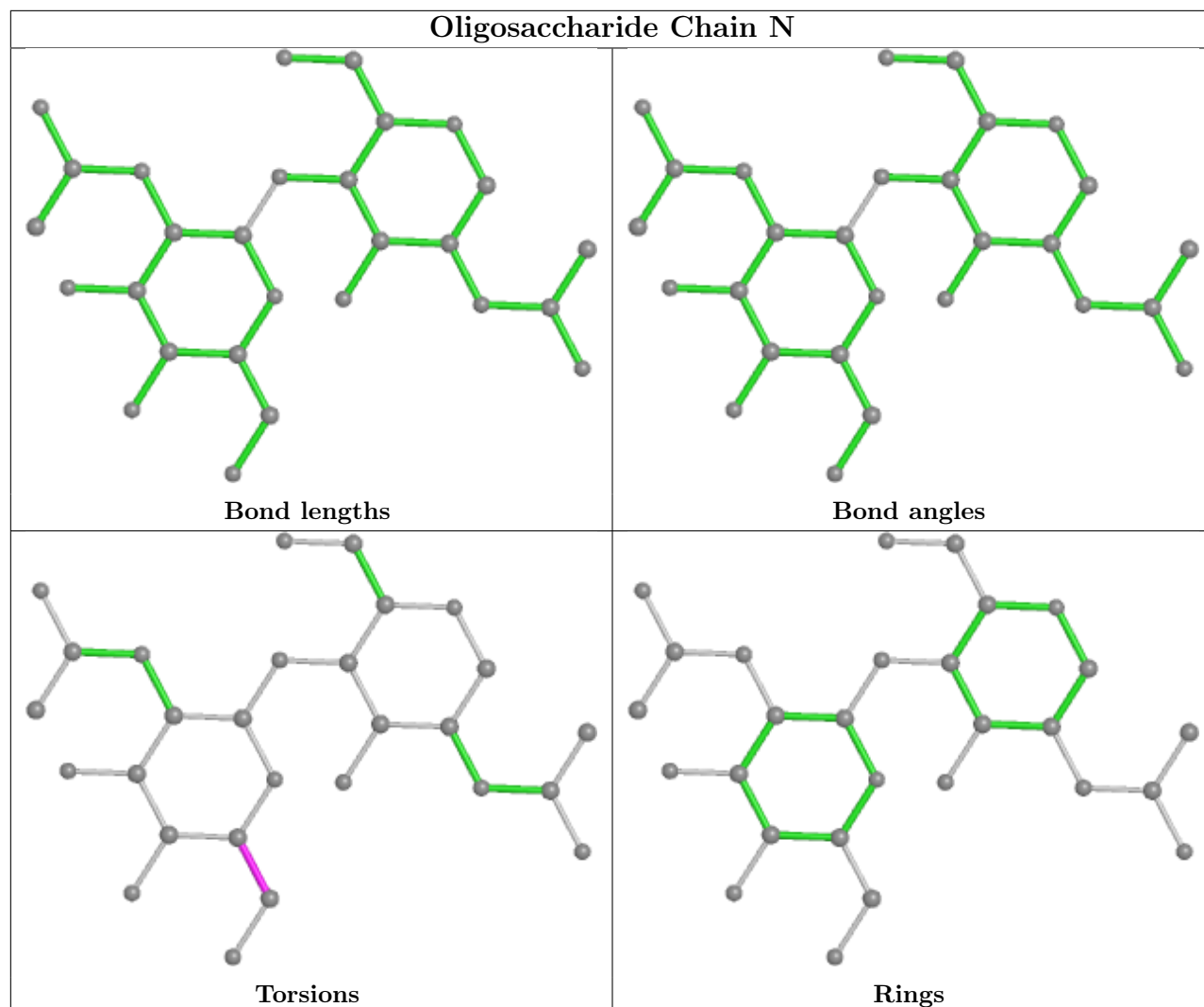


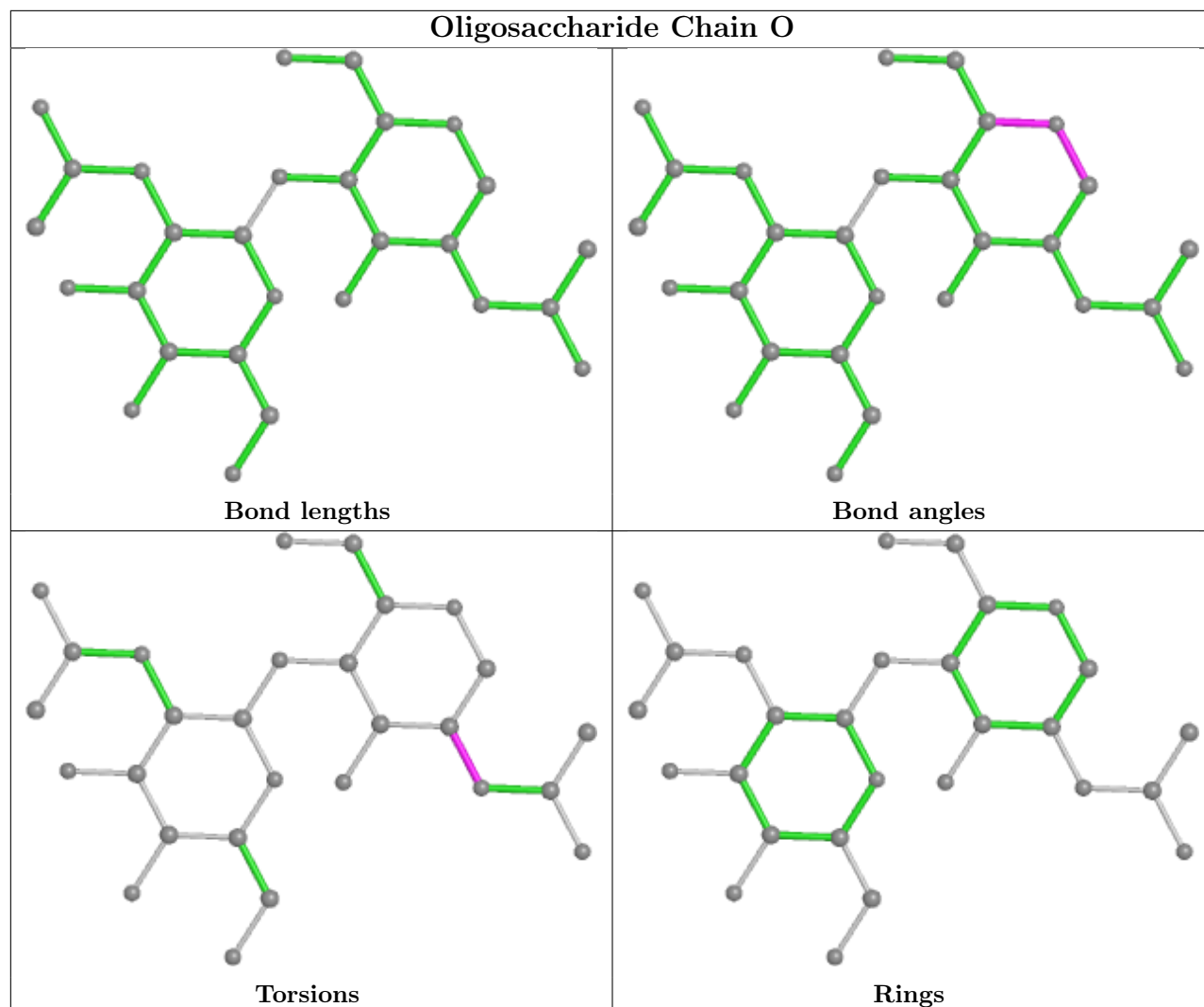


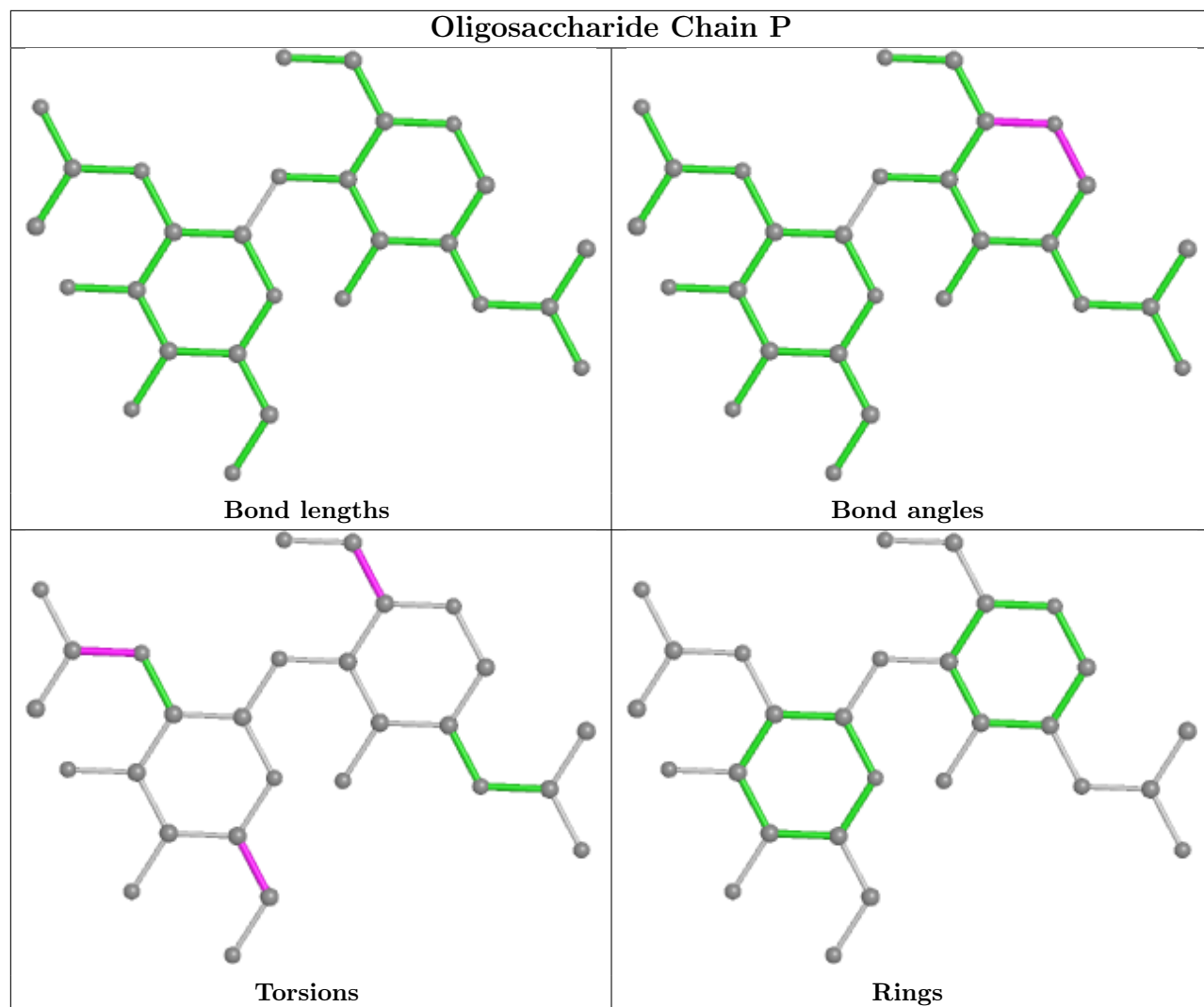


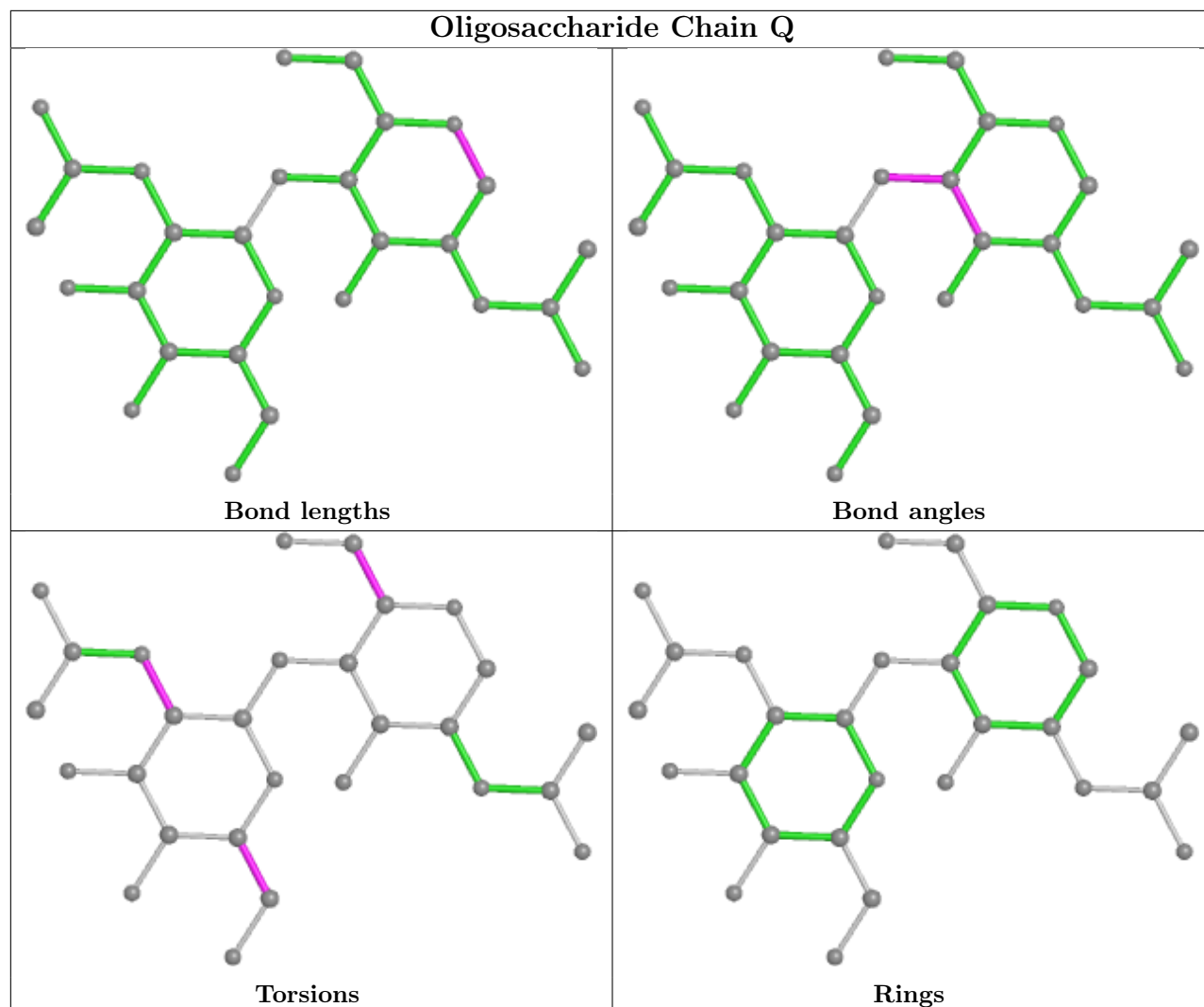


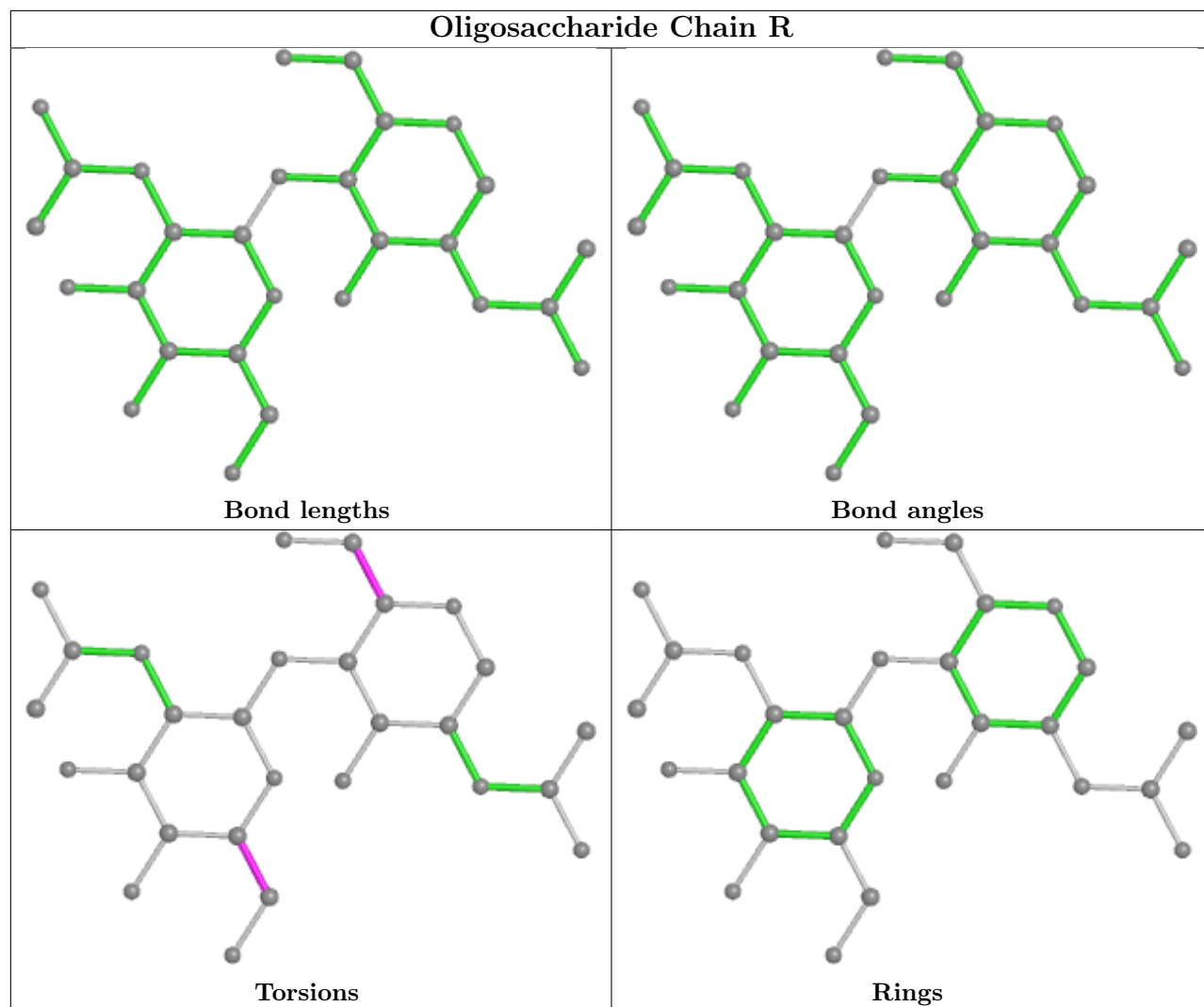


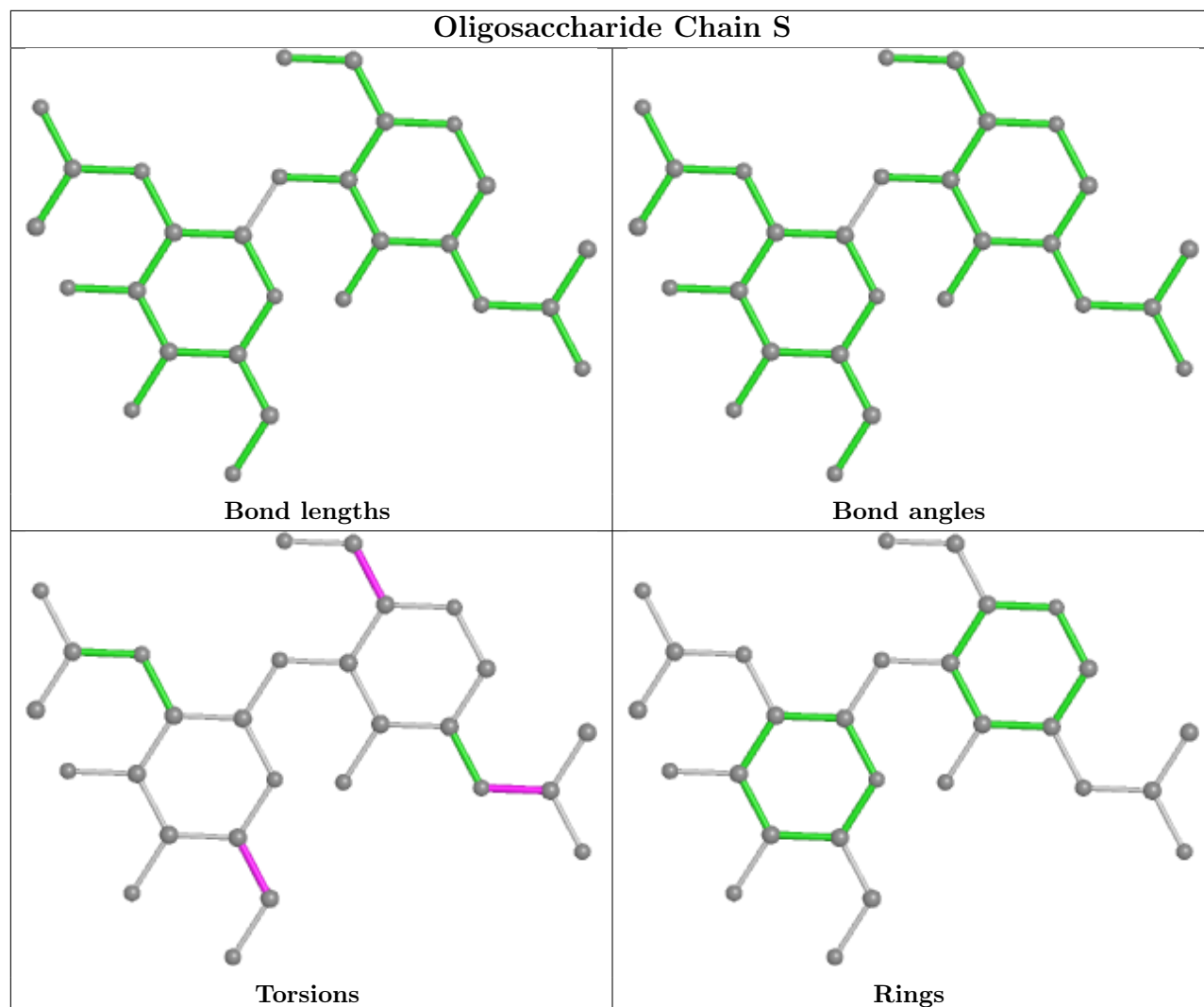


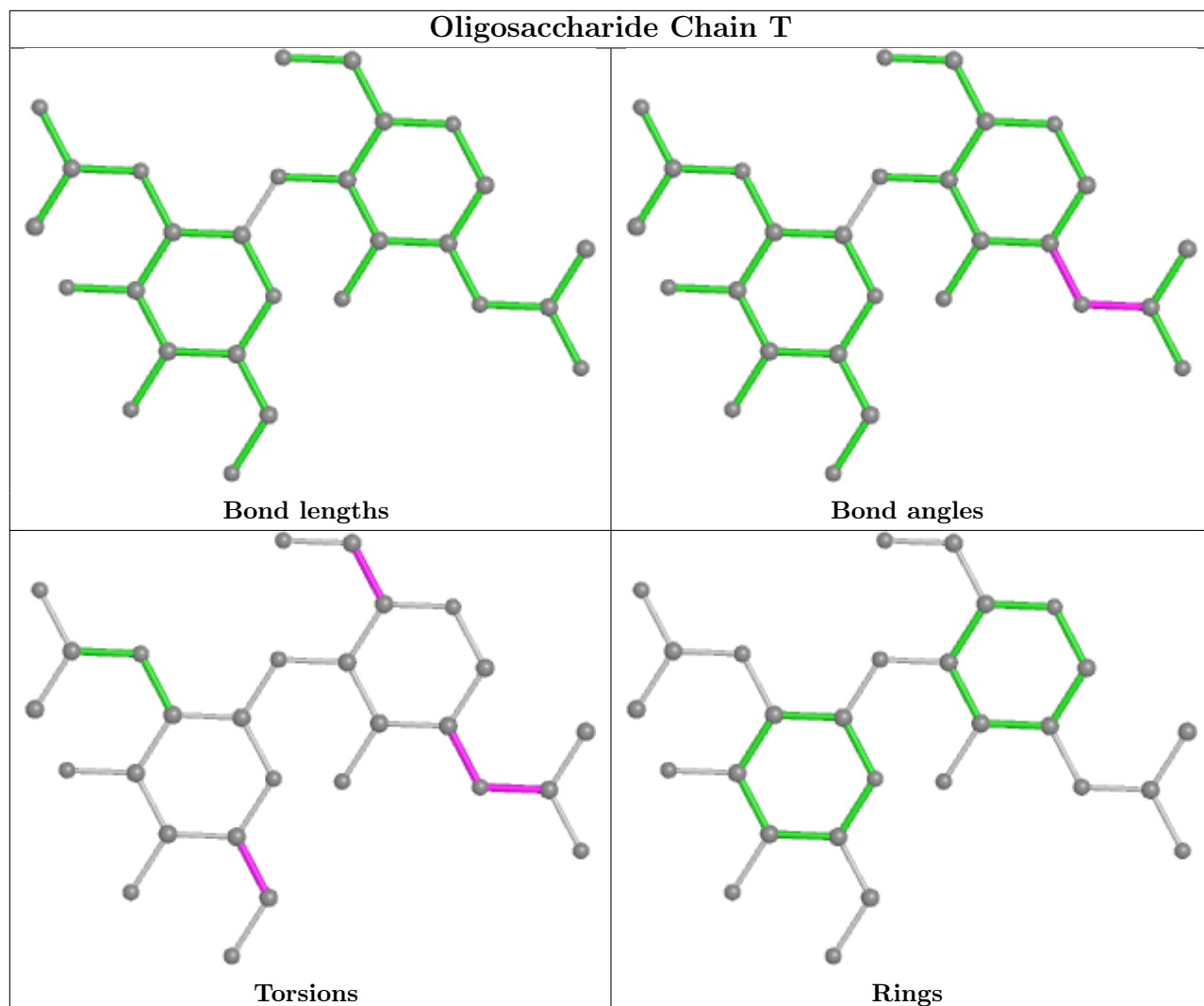


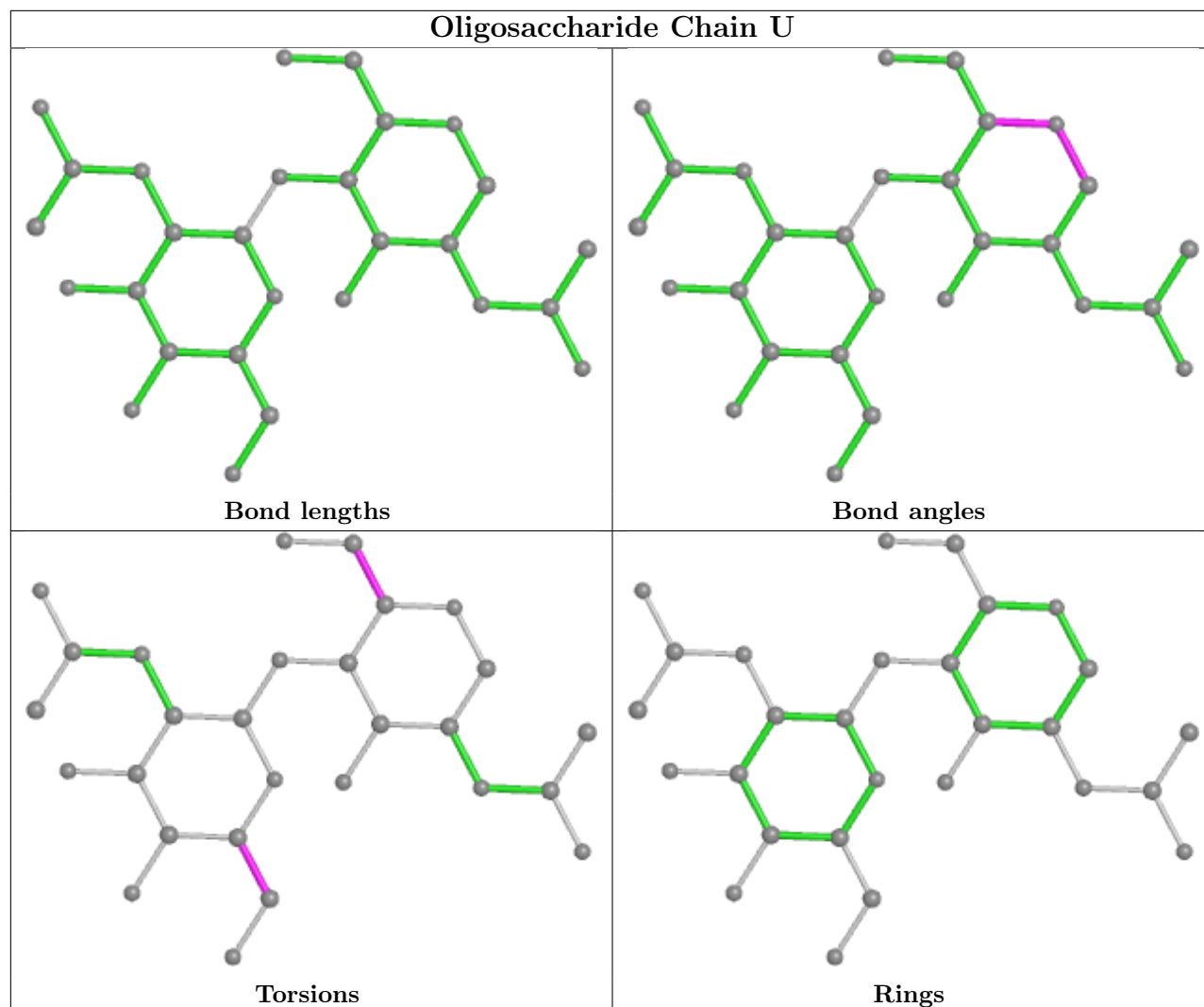


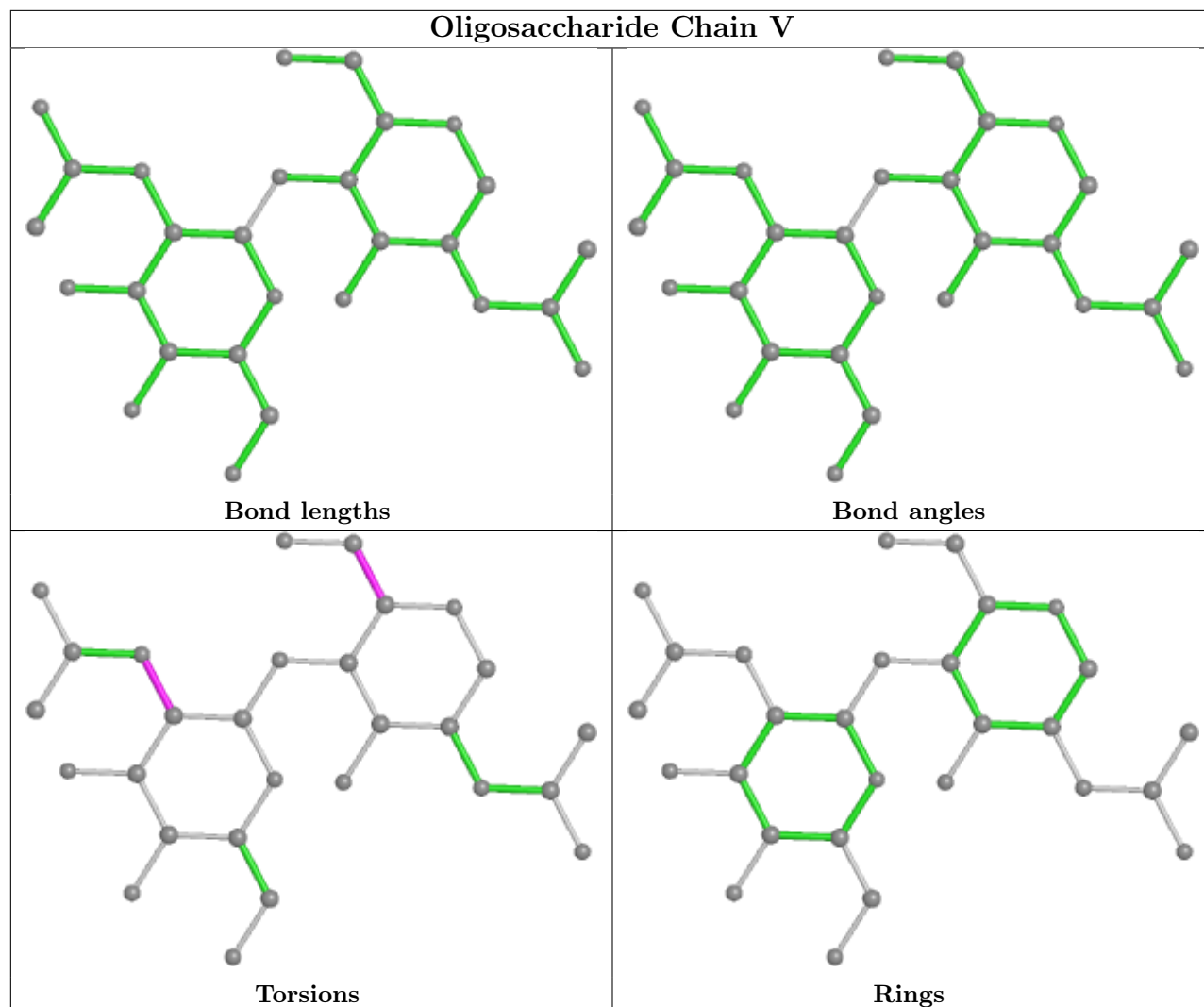


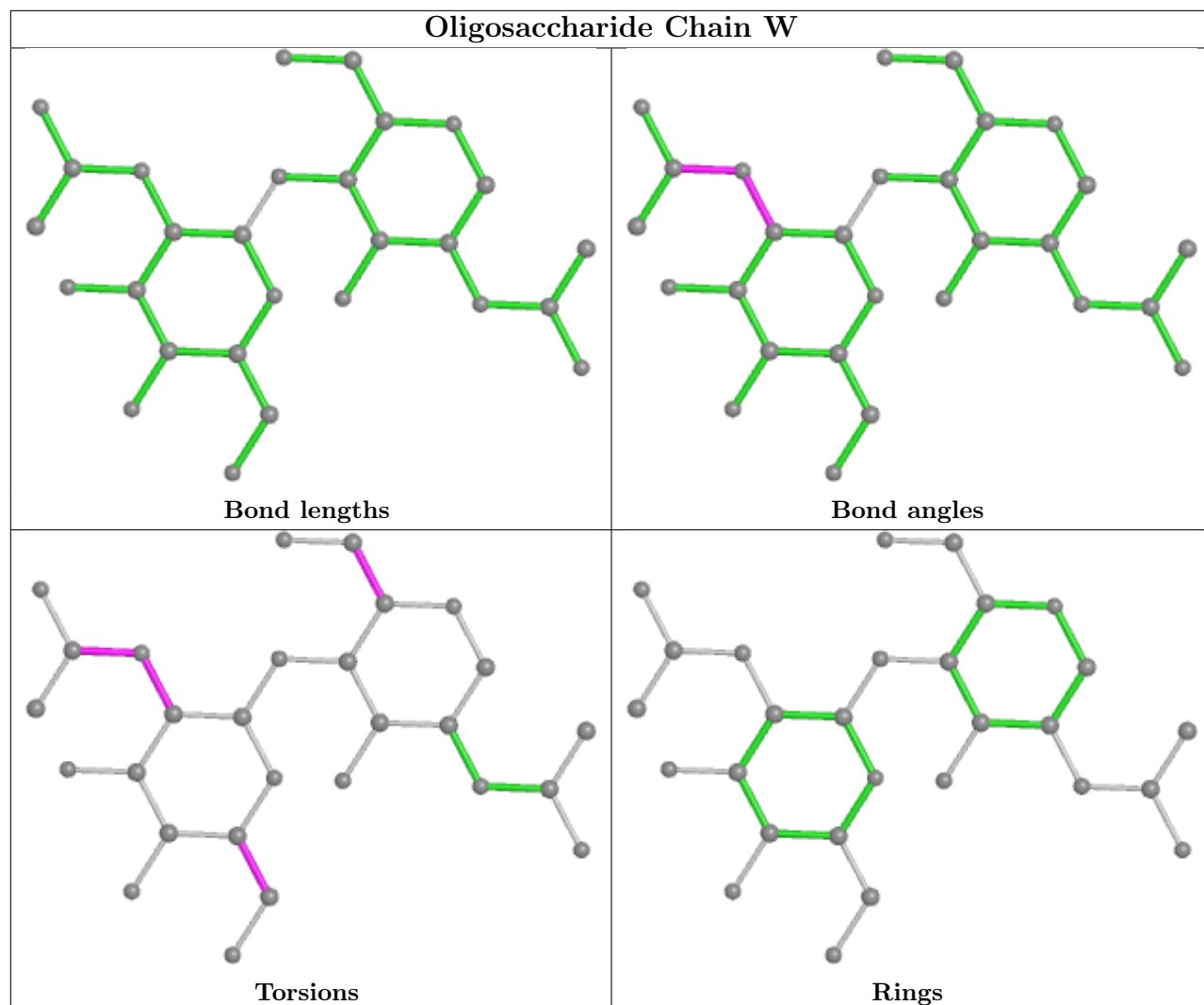


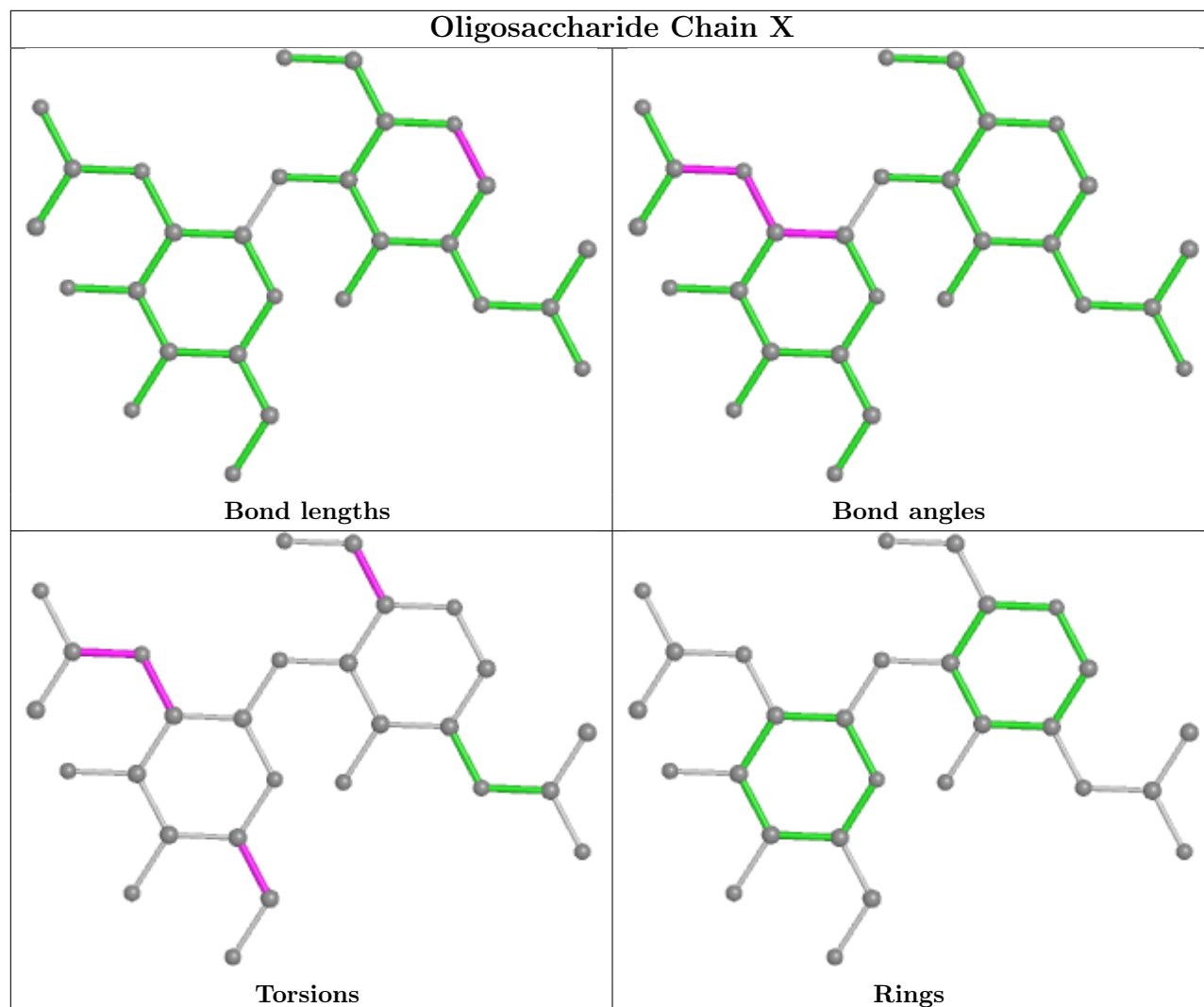


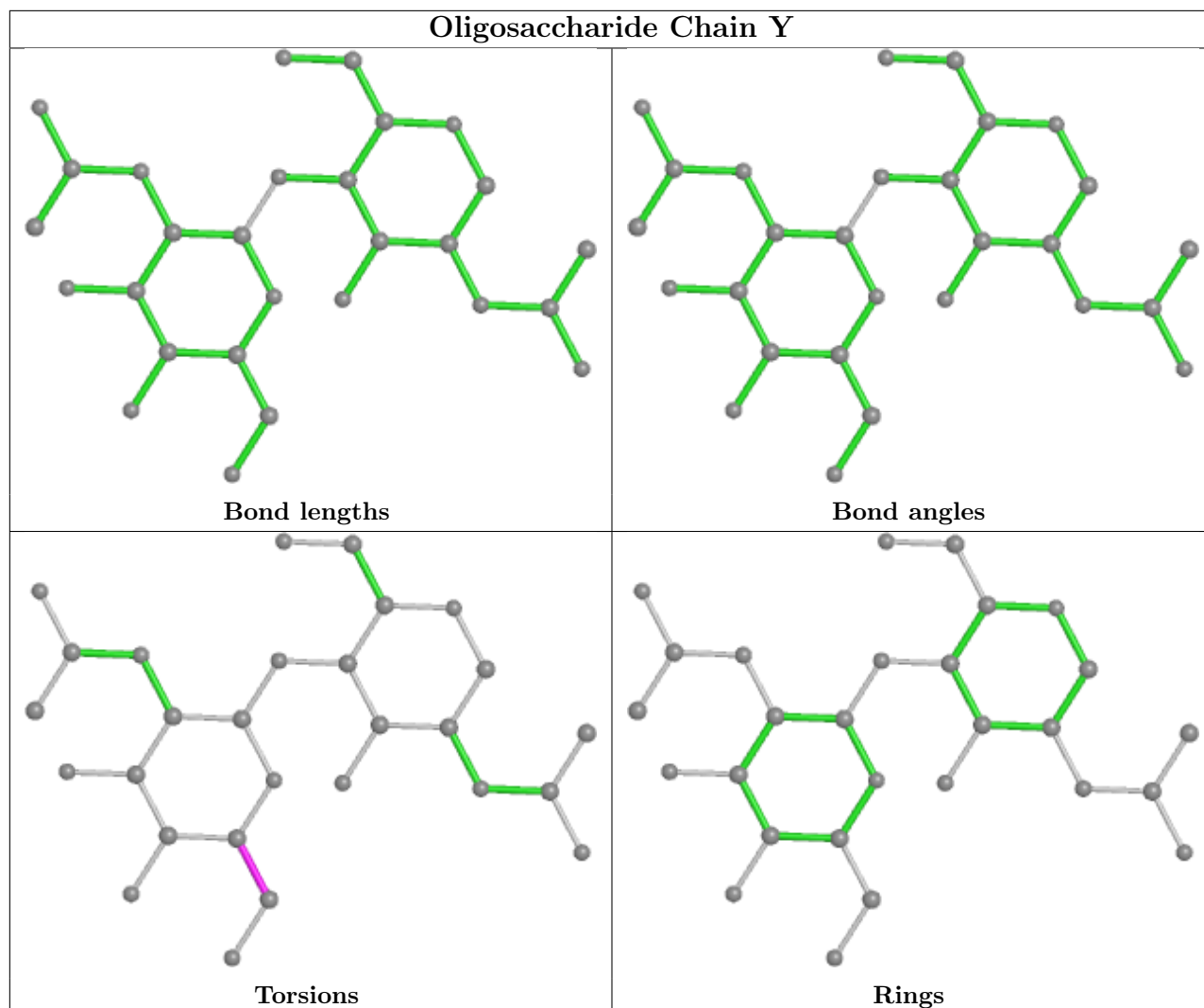












5.6 Ligand geometry [i](#)

29 ligands are modelled in this entry.

In the following table, the Counts columns list the number of bonds (or angles) for which Mogul statistics could be retrieved, the number of bonds (or angles) that are observed in the model and the number of bonds (or angles) that are defined in the Chemical Component Dictionary. The Link column lists molecule types, if any, to which the group is linked. The Z score for a bond length (or angle) is the number of standard deviations the observed value is removed from the expected value. A bond length (or angle) with $|Z| > 2$ is considered an outlier worth inspection. RMSZ is the root-mean-square of all Z scores of the bond lengths (or angles).

Mol	Type	Chain	Res	Link	Bond lengths			Bond angles		
					Counts	RMSZ	$\# Z > 2$	Counts	RMSZ	$\# Z > 2$
5	NAG	A	1408	1	14,14,15	0.31	0	17,19,21	0.38	0
5	NAG	B	1404	1	14,14,15	0.45	0	17,19,21	0.54	0
5	NAG	C	1404	1	14,14,15	0.46	0	17,19,21	0.52	0

Mol	Type	Chain	Res	Link	Bond lengths			Bond angles		
					Counts	RMSZ	# Z > 2	Counts	RMSZ	# Z > 2
5	NAG	C	1405	1	14,14,15	0.56	0	17,19,21	1.26	1 (5%)
5	NAG	A	1409	1	14,14,15	0.50	0	17,19,21	0.35	0
5	NAG	C	1402	1	14,14,15	0.21	0	17,19,21	0.64	0
5	NAG	A	1406	1	14,14,15	0.29	0	17,19,21	0.38	0
5	NAG	A	1405	1	14,14,15	0.56	0	17,19,21	1.26	1 (5%)
5	NAG	A	1404	1	14,14,15	0.47	0	17,19,21	0.53	0
5	NAG	B	1403	1	14,14,15	0.20	0	17,19,21	0.41	0
5	NAG	C	1401	1	14,14,15	0.29	0	17,19,21	0.34	0
5	NAG	B	1401	1	14,14,15	0.31	0	17,19,21	0.34	0
5	NAG	A	1402	1	14,14,15	0.21	0	17,19,21	0.63	0
5	NAG	A	1403	1	14,14,15	0.21	0	17,19,21	0.41	0
5	NAG	C	1408	1	14,14,15	0.24	0	17,19,21	0.49	0
5	NAG	B	1402	1	14,14,15	0.22	0	17,19,21	0.63	0
5	NAG	C	1409	1	14,14,15	0.31	0	17,19,21	0.38	0
5	NAG	C	1406	1	14,14,15	0.38	0	17,19,21	0.80	1 (5%)
5	NAG	A	1401	1	14,14,15	0.30	0	17,19,21	0.33	0
5	NAG	A	1407	1	14,14,15	0.23	0	17,19,21	0.49	0
5	NAG	B	1410	1	14,14,15	0.41	0	17,19,21	1.15	2 (11%)
5	NAG	B	1408	1	14,14,15	0.23	0	17,19,21	0.49	0
5	NAG	C	1403	1	14,14,15	0.21	0	17,19,21	0.41	0
5	NAG	B	1411	-	14,14,15	0.33	0	17,19,21	0.41	0
5	NAG	B	1409	1	14,14,15	0.30	0	17,19,21	0.39	0
5	NAG	B	1406	1	14,14,15	0.38	0	17,19,21	0.80	1 (5%)
5	NAG	C	1407	1	14,14,15	0.29	0	17,19,21	0.38	0
5	NAG	B	1405	1	14,14,15	0.56	0	17,19,21	1.26	1 (5%)
5	NAG	B	1407	1	14,14,15	0.28	0	17,19,21	0.38	0

In the following table, the Chirals column lists the number of chiral outliers, the number of chiral centers analysed, the number of these observed in the model and the number defined in the Chemical Component Dictionary. Similar counts are reported in the Torsion and Rings columns. '-' means no outliers of that kind were identified.

Mol	Type	Chain	Res	Link	Chirals	Torsions	Rings
5	NAG	A	1408	1	-	2/6/23/26	0/1/1/1
5	NAG	B	1404	1	-	2/6/23/26	0/1/1/1
5	NAG	C	1404	1	-	2/6/23/26	0/1/1/1
5	NAG	C	1405	1	-	5/6/23/26	0/1/1/1
5	NAG	A	1409	1	-	2/6/23/26	0/1/1/1
5	NAG	C	1402	1	-	2/6/23/26	0/1/1/1
5	NAG	A	1406	1	-	2/6/23/26	0/1/1/1

Continued on next page...

Continued from previous page...

Mol	Type	Chain	Res	Link	Chirals	Torsions	Rings
5	NAG	A	1405	1	-	5/6/23/26	0/1/1/1
5	NAG	A	1404	1	-	2/6/23/26	0/1/1/1
5	NAG	B	1403	1	-	2/6/23/26	0/1/1/1
5	NAG	C	1401	1	-	2/6/23/26	0/1/1/1
5	NAG	B	1401	1	-	2/6/23/26	0/1/1/1
5	NAG	A	1402	1	-	2/6/23/26	0/1/1/1
5	NAG	A	1403	1	-	2/6/23/26	0/1/1/1
5	NAG	C	1408	1	-	1/6/23/26	0/1/1/1
5	NAG	B	1402	1	-	2/6/23/26	0/1/1/1
5	NAG	C	1409	1	-	2/6/23/26	0/1/1/1
5	NAG	C	1406	1	-	3/6/23/26	0/1/1/1
5	NAG	A	1401	1	-	2/6/23/26	0/1/1/1
5	NAG	A	1407	1	-	1/6/23/26	0/1/1/1
5	NAG	B	1410	1	-	0/6/23/26	0/1/1/1
5	NAG	B	1408	1	-	1/6/23/26	0/1/1/1
5	NAG	C	1403	1	-	2/6/23/26	0/1/1/1
5	NAG	B	1411	-	-	0/6/23/26	0/1/1/1
5	NAG	B	1409	1	-	2/6/23/26	0/1/1/1
5	NAG	B	1406	1	-	3/6/23/26	0/1/1/1
5	NAG	C	1407	1	-	2/6/23/26	0/1/1/1
5	NAG	B	1405	1	-	5/6/23/26	0/1/1/1
5	NAG	B	1407	1	-	2/6/23/26	0/1/1/1

There are no bond length outliers.

All (7) bond angle outliers are listed below:

Mol	Chain	Res	Type	Atoms	Z	Observed(°)	Ideal(°)
5	C	1405	NAG	C2-N2-C7	4.35	129.09	122.90
5	A	1405	NAG	C2-N2-C7	4.31	129.05	122.90
5	B	1405	NAG	C2-N2-C7	4.31	129.04	122.90
5	B	1406	NAG	C1-O5-C5	2.56	115.67	112.19
5	C	1406	NAG	C1-O5-C5	2.53	115.62	112.19
5	B	1410	NAG	C8-C7-N2	2.30	120.00	116.10
5	B	1410	NAG	C2-N2-C7	-2.04	120.00	122.90

There are no chirality outliers.

All (62) torsion outliers are listed below:

Mol	Chain	Res	Type	Atoms
5	A	1406	NAG	O5-C5-C6-O6
5	B	1407	NAG	O5-C5-C6-O6
5	C	1407	NAG	O5-C5-C6-O6
5	A	1401	NAG	O5-C5-C6-O6
5	B	1401	NAG	O5-C5-C6-O6
5	C	1401	NAG	O5-C5-C6-O6
5	A	1402	NAG	C4-C5-C6-O6
5	B	1402	NAG	C4-C5-C6-O6
5	C	1402	NAG	C4-C5-C6-O6
5	A	1402	NAG	O5-C5-C6-O6
5	A	1404	NAG	O5-C5-C6-O6
5	B	1402	NAG	O5-C5-C6-O6
5	B	1404	NAG	O5-C5-C6-O6
5	C	1402	NAG	O5-C5-C6-O6
5	C	1404	NAG	O5-C5-C6-O6
5	A	1405	NAG	O5-C5-C6-O6
5	B	1405	NAG	O5-C5-C6-O6
5	C	1405	NAG	O5-C5-C6-O6
5	A	1409	NAG	C4-C5-C6-O6
5	A	1408	NAG	O5-C5-C6-O6
5	B	1409	NAG	O5-C5-C6-O6
5	C	1409	NAG	O5-C5-C6-O6
5	A	1405	NAG	C4-C5-C6-O6
5	B	1405	NAG	C4-C5-C6-O6
5	C	1405	NAG	C4-C5-C6-O6
5	A	1405	NAG	C8-C7-N2-C2
5	A	1405	NAG	O7-C7-N2-C2
5	B	1405	NAG	C8-C7-N2-C2
5	B	1405	NAG	O7-C7-N2-C2
5	C	1405	NAG	C8-C7-N2-C2
5	C	1405	NAG	O7-C7-N2-C2
5	A	1409	NAG	O5-C5-C6-O6
5	A	1406	NAG	C4-C5-C6-O6
5	B	1407	NAG	C4-C5-C6-O6
5	C	1407	NAG	C4-C5-C6-O6
5	A	1404	NAG	C4-C5-C6-O6
5	B	1404	NAG	C4-C5-C6-O6
5	C	1404	NAG	C4-C5-C6-O6
5	A	1403	NAG	O5-C5-C6-O6
5	B	1403	NAG	O5-C5-C6-O6
5	C	1403	NAG	O5-C5-C6-O6
5	A	1403	NAG	C4-C5-C6-O6
5	B	1403	NAG	C4-C5-C6-O6

Continued on next page...

Continued from previous page...

Mol	Chain	Res	Type	Atoms
5	C	1403	NAG	C4-C5-C6-O6
5	A	1408	NAG	C4-C5-C6-O6
5	B	1409	NAG	C4-C5-C6-O6
5	C	1409	NAG	C4-C5-C6-O6
5	B	1406	NAG	C4-C5-C6-O6
5	C	1406	NAG	C4-C5-C6-O6
5	A	1401	NAG	C4-C5-C6-O6
5	C	1401	NAG	C4-C5-C6-O6
5	B	1401	NAG	C4-C5-C6-O6
5	C	1406	NAG	O5-C5-C6-O6
5	B	1406	NAG	O5-C5-C6-O6
5	A	1407	NAG	C1-C2-N2-C7
5	B	1406	NAG	C3-C2-N2-C7
5	C	1406	NAG	C3-C2-N2-C7
5	B	1408	NAG	C1-C2-N2-C7
5	C	1408	NAG	C1-C2-N2-C7
5	A	1405	NAG	C3-C2-N2-C7
5	B	1405	NAG	C3-C2-N2-C7
5	C	1405	NAG	C3-C2-N2-C7

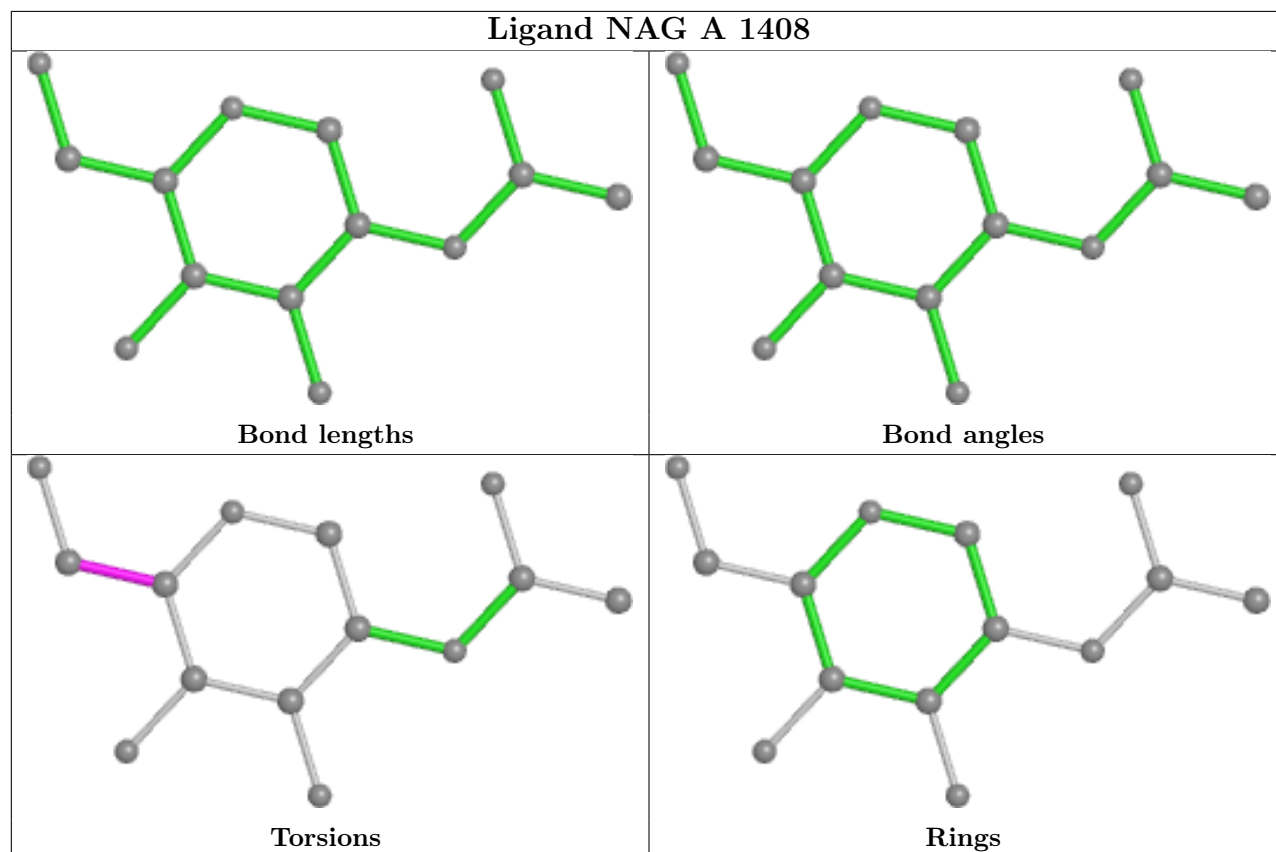
There are no ring outliers.

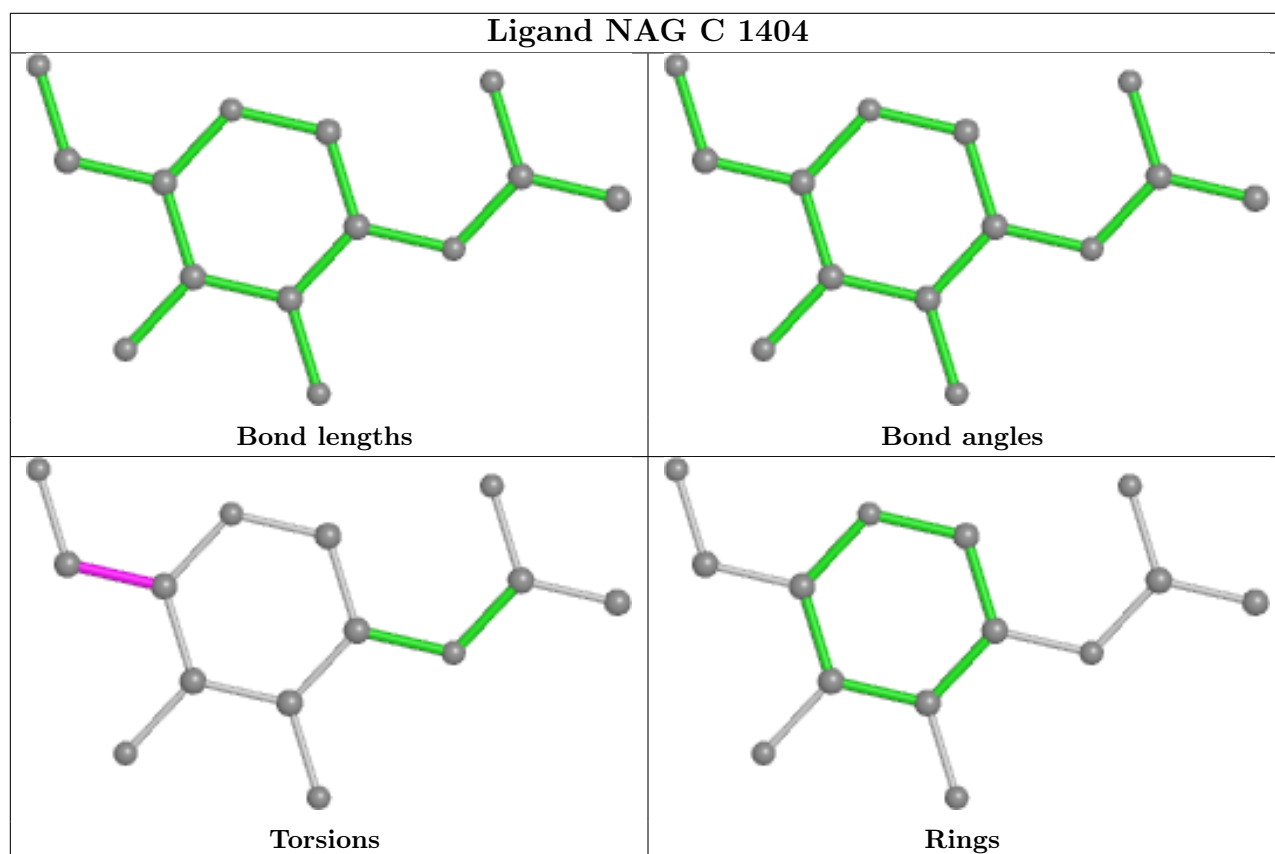
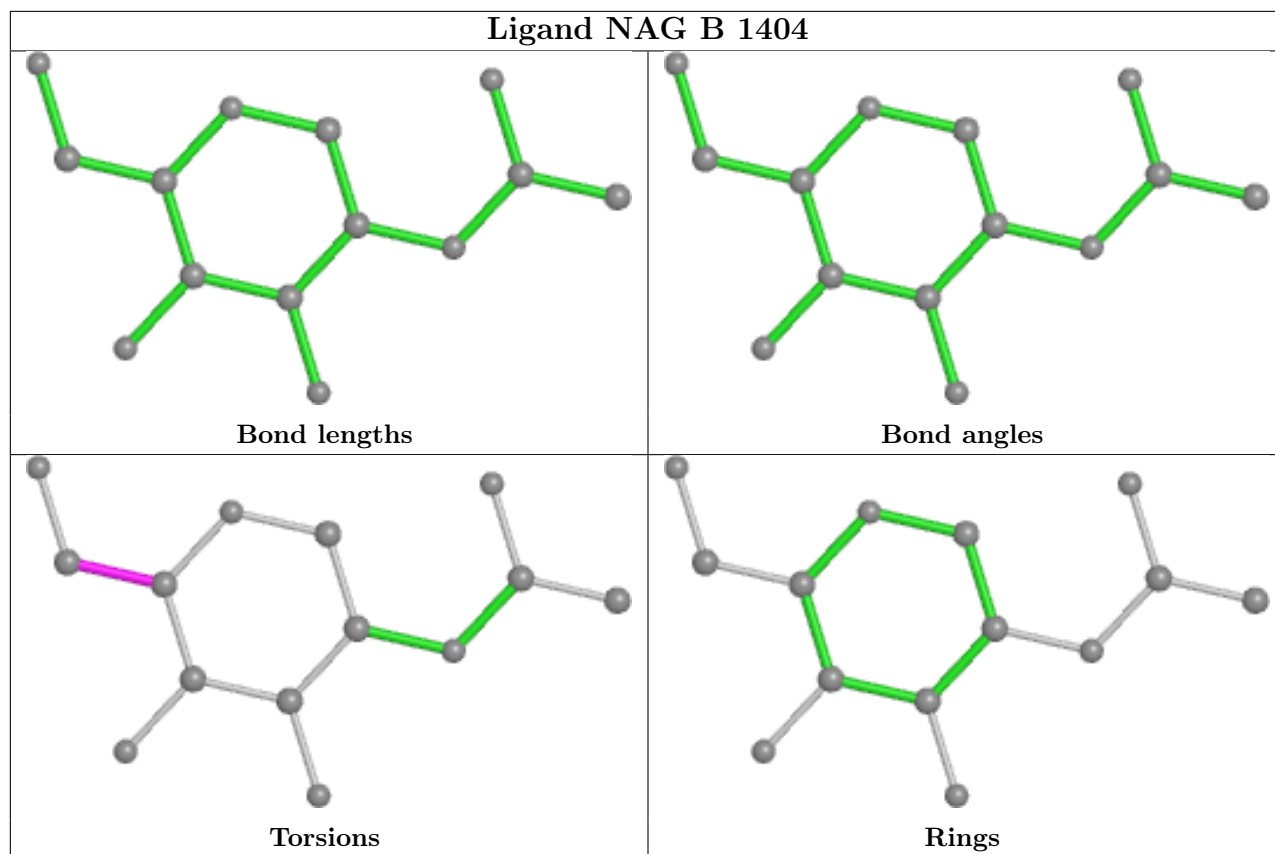
8 monomers are involved in 20 short contacts:

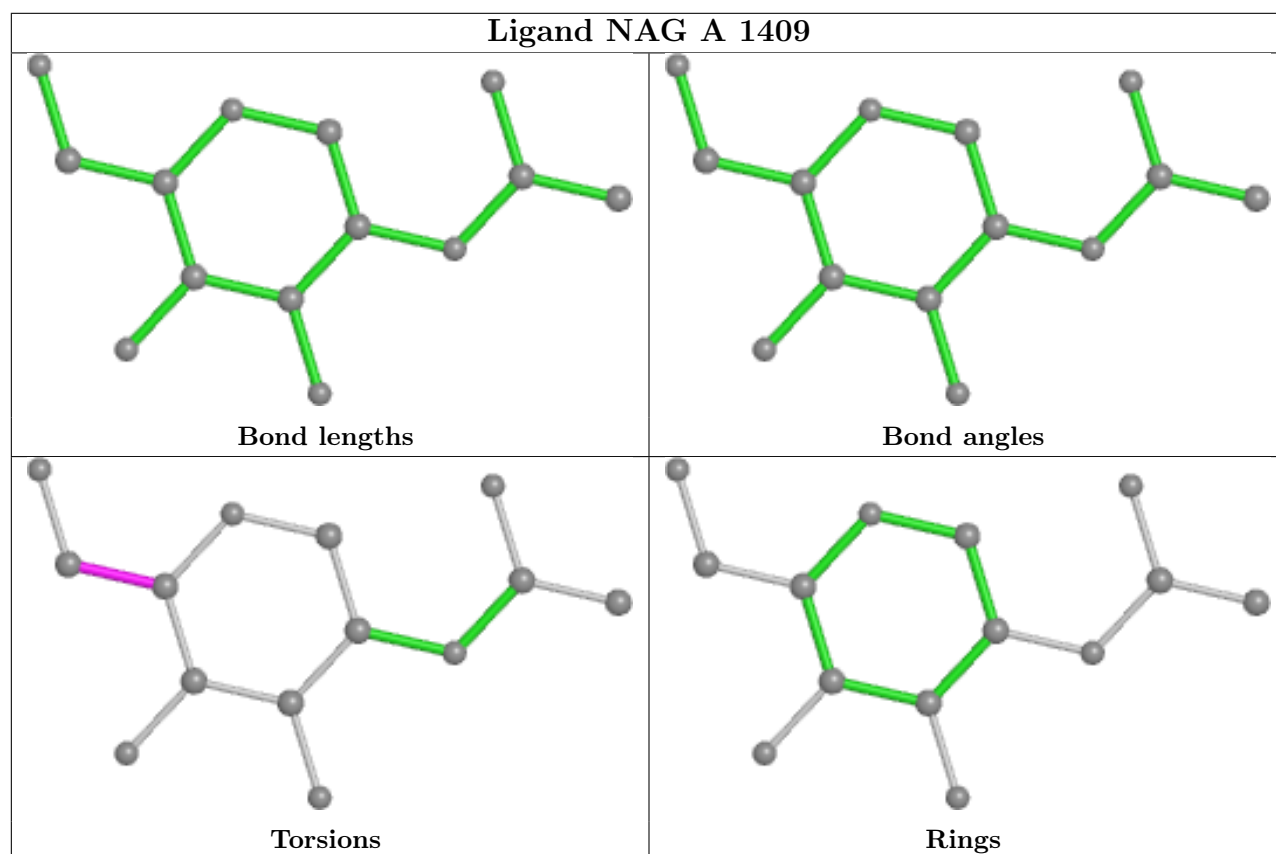
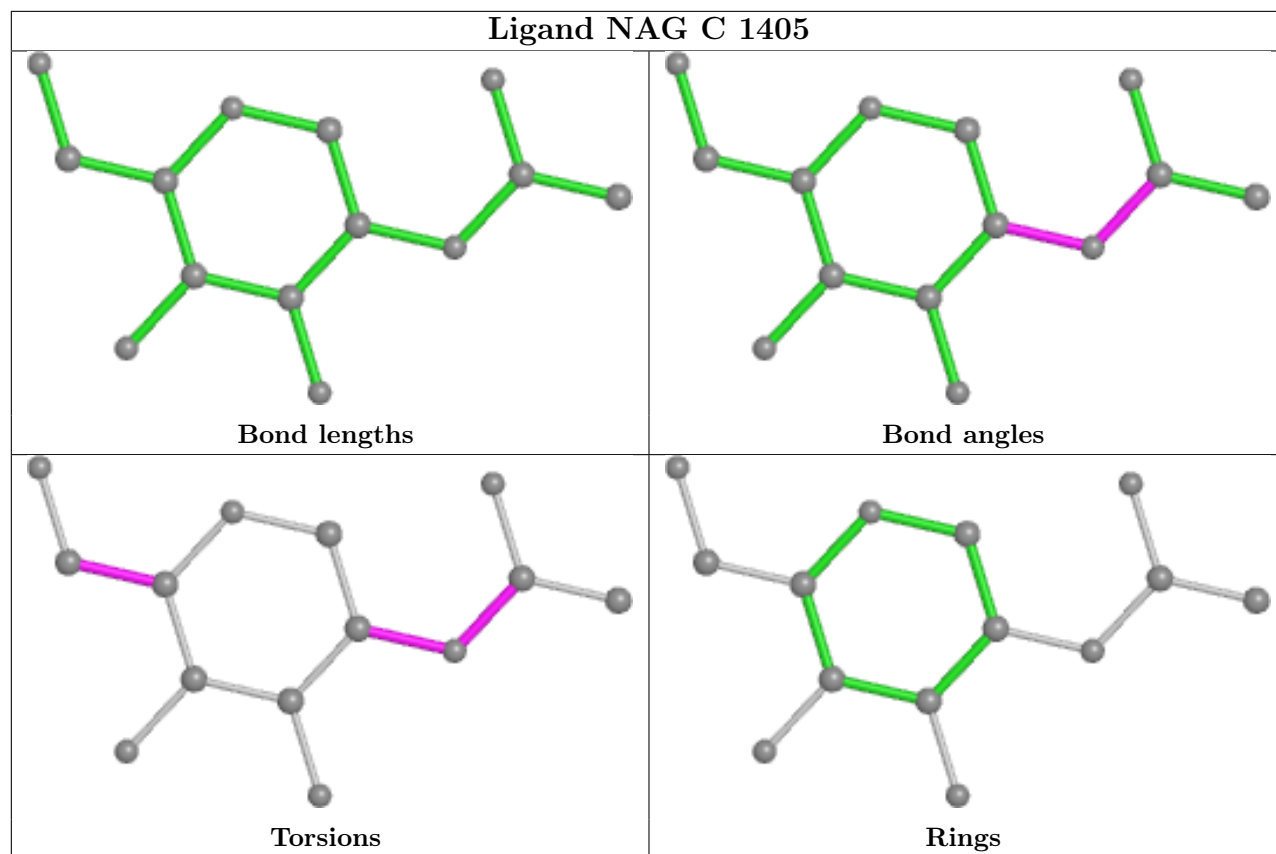
Mol	Chain	Res	Type	Clashes	Symm-Clashes
5	C	1405	NAG	3	0
5	C	1402	NAG	3	0
5	A	1405	NAG	3	0
5	A	1402	NAG	3	0
5	B	1402	NAG	3	0
5	B	1410	NAG	4	0
5	B	1411	NAG	4	0
5	B	1405	NAG	1	0

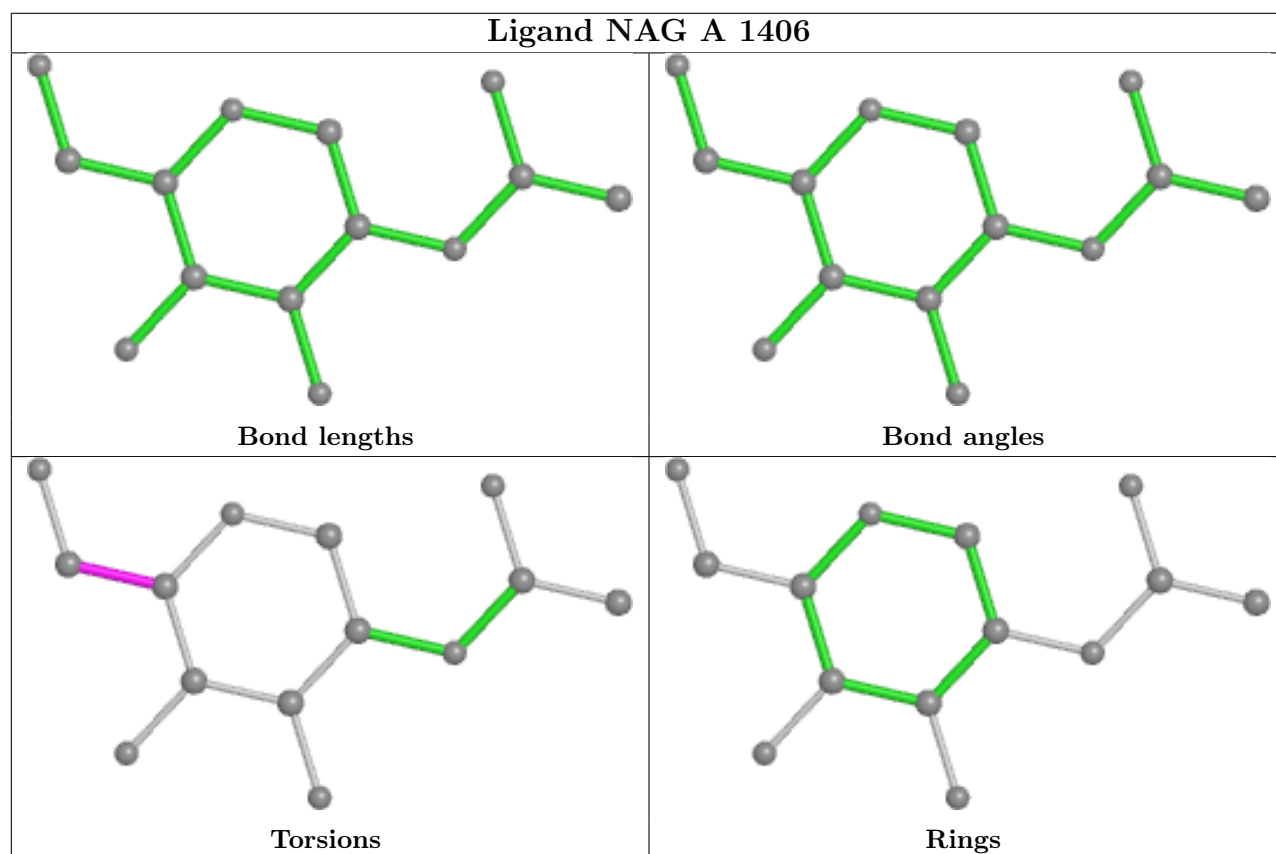
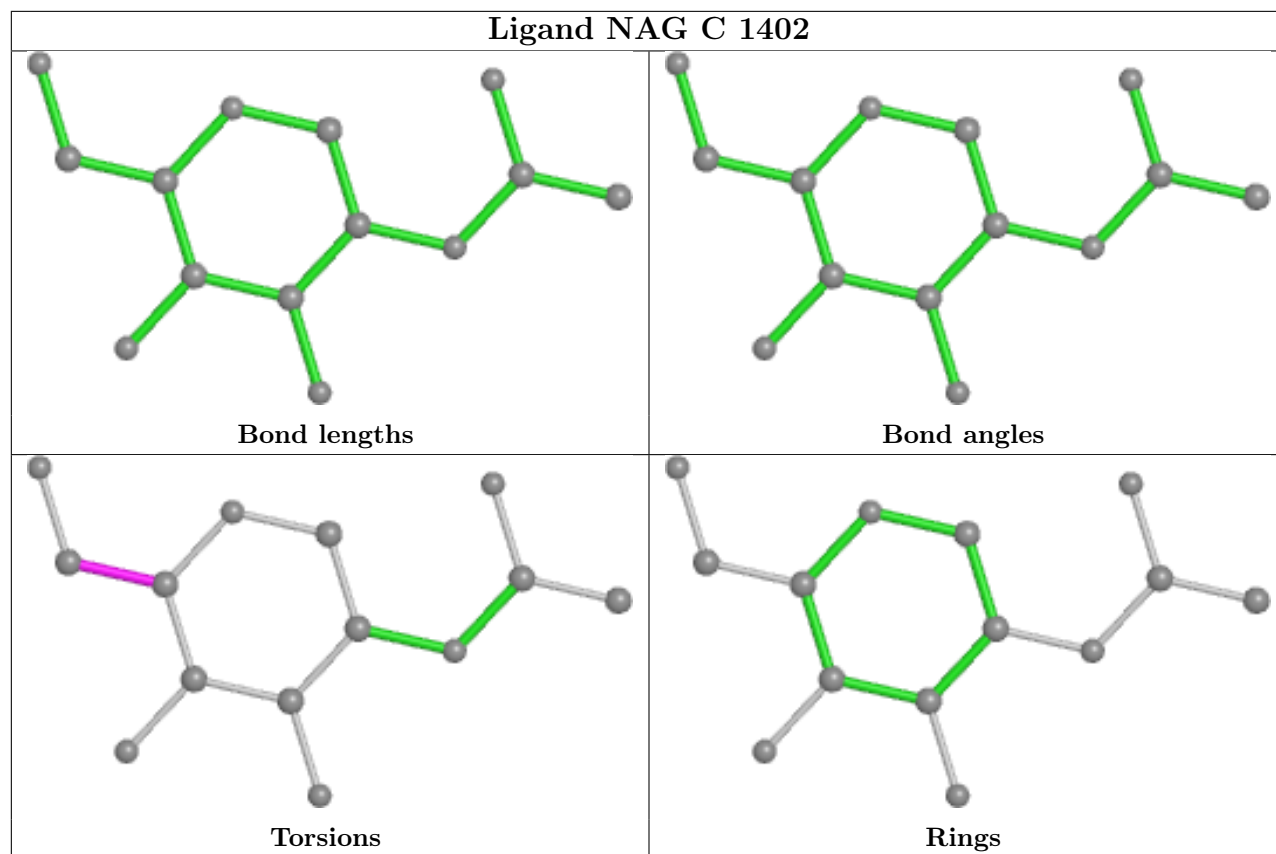
The following is a two-dimensional graphical depiction of Mogul quality analysis of bond lengths, bond angles, torsion angles, and ring geometry for all instances of the Ligand of Interest. In addition, ligands with molecular weight > 250 and outliers as shown on the validation Tables will also be included. For torsion angles, if less than 5% of the Mogul distribution of torsion angles is within 10 degrees of the torsion angle in question, then that torsion angle is considered an outlier. Any bond that is central to one or more torsion angles identified as an outlier by Mogul will be highlighted in the graph. For rings, the root-mean-square deviation (RMSD) between the ring in question and similar rings identified by Mogul is calculated over all ring torsion angles. If the average RMSD is greater than 60 degrees and the minimal RMSD between the ring in question and

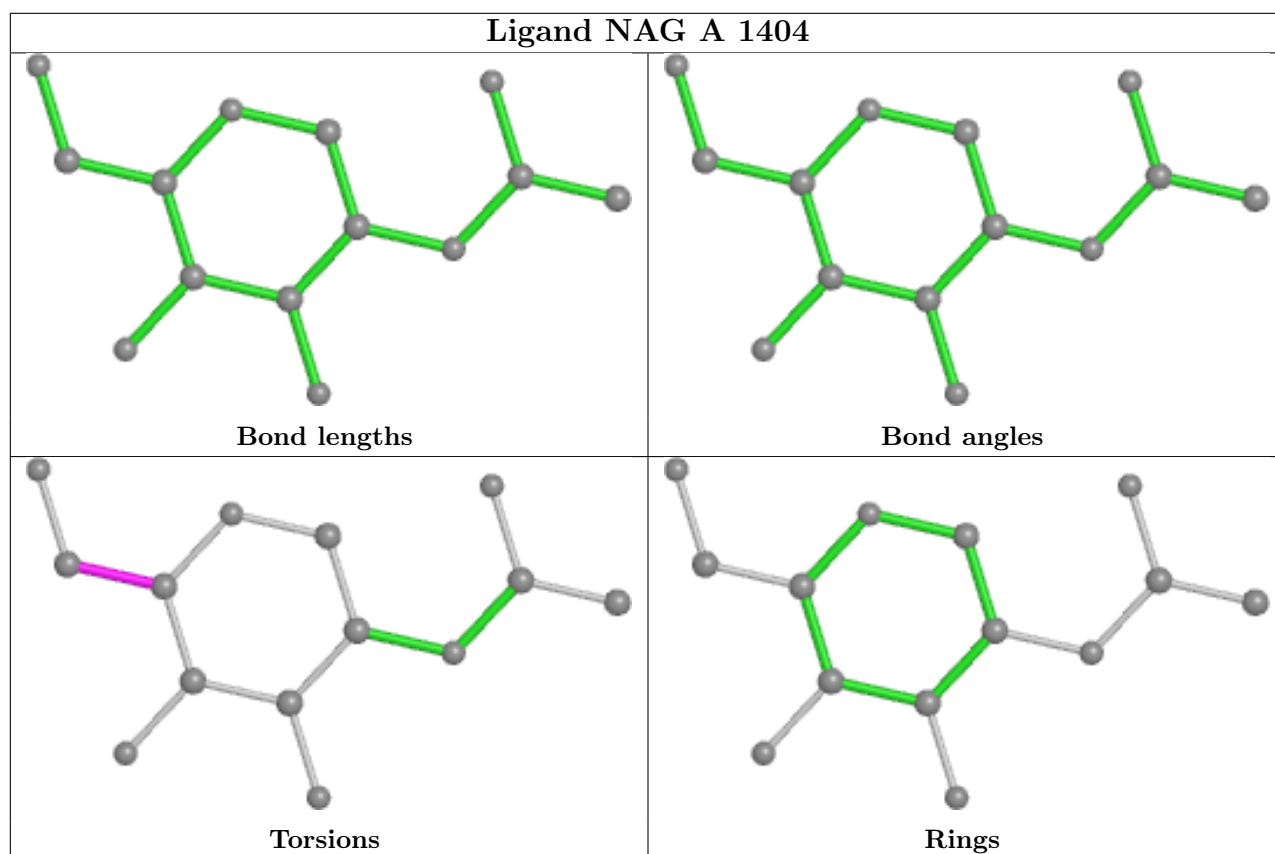
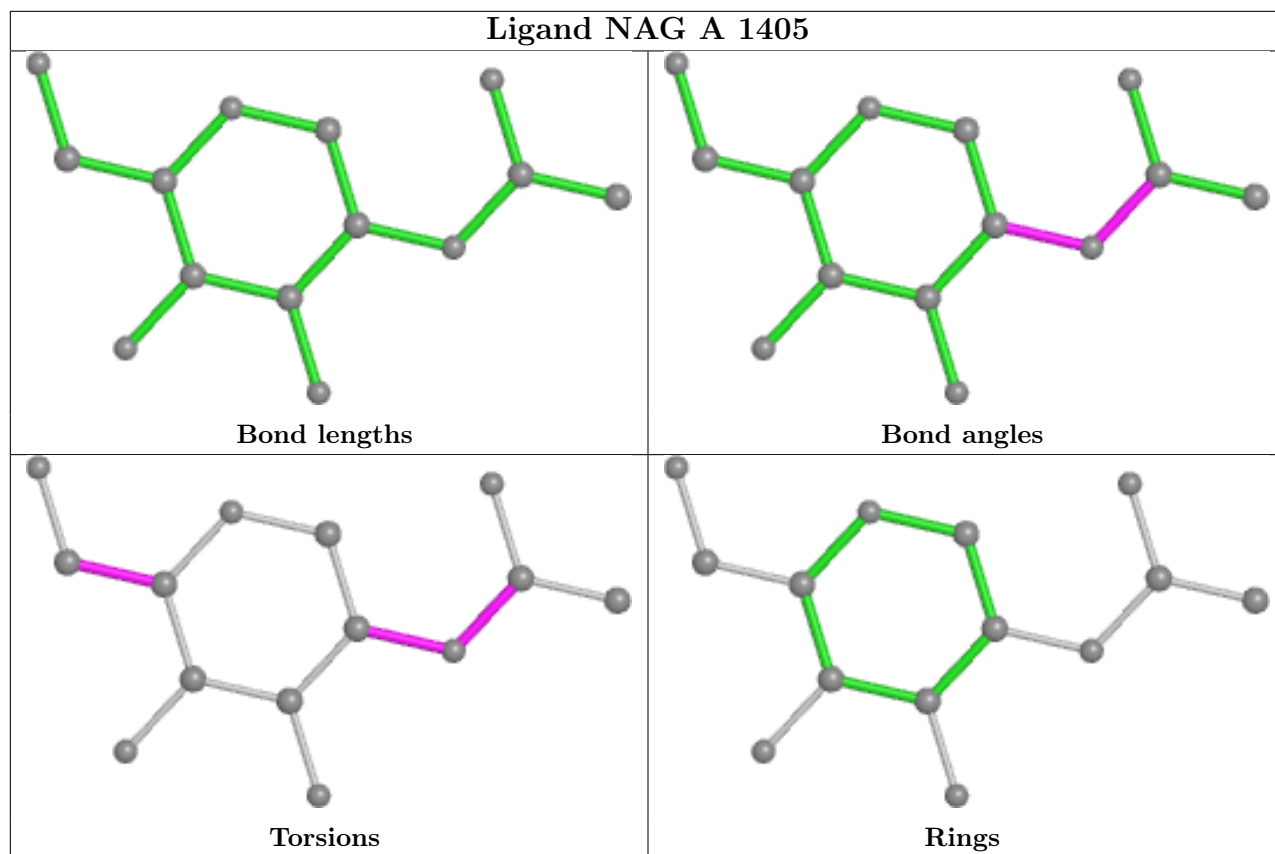
any Mogul-identified rings is also greater than 60 degrees, then that ring is considered an outlier. The outliers are highlighted in purple. The color gray indicates Mogul did not find sufficient equivalents in the CSD to analyse the geometry.

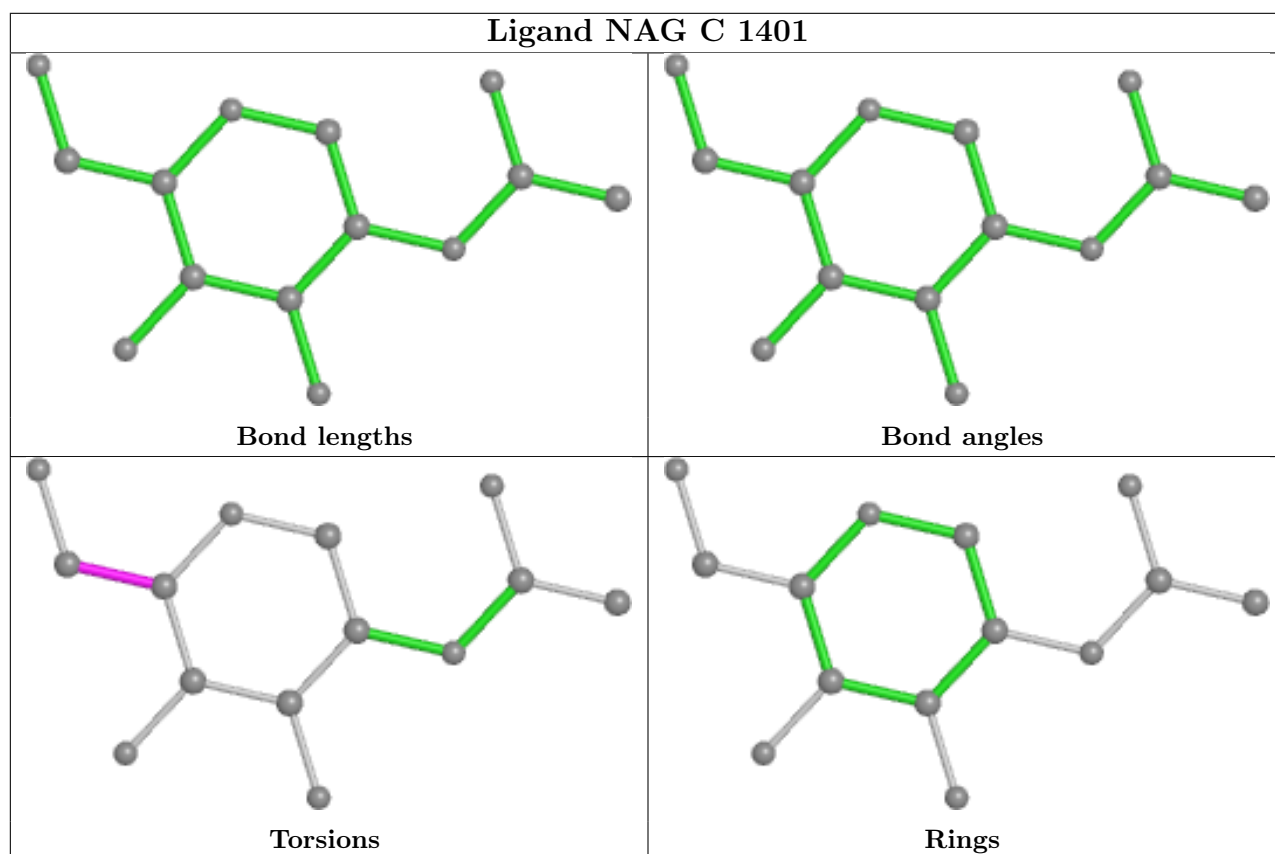
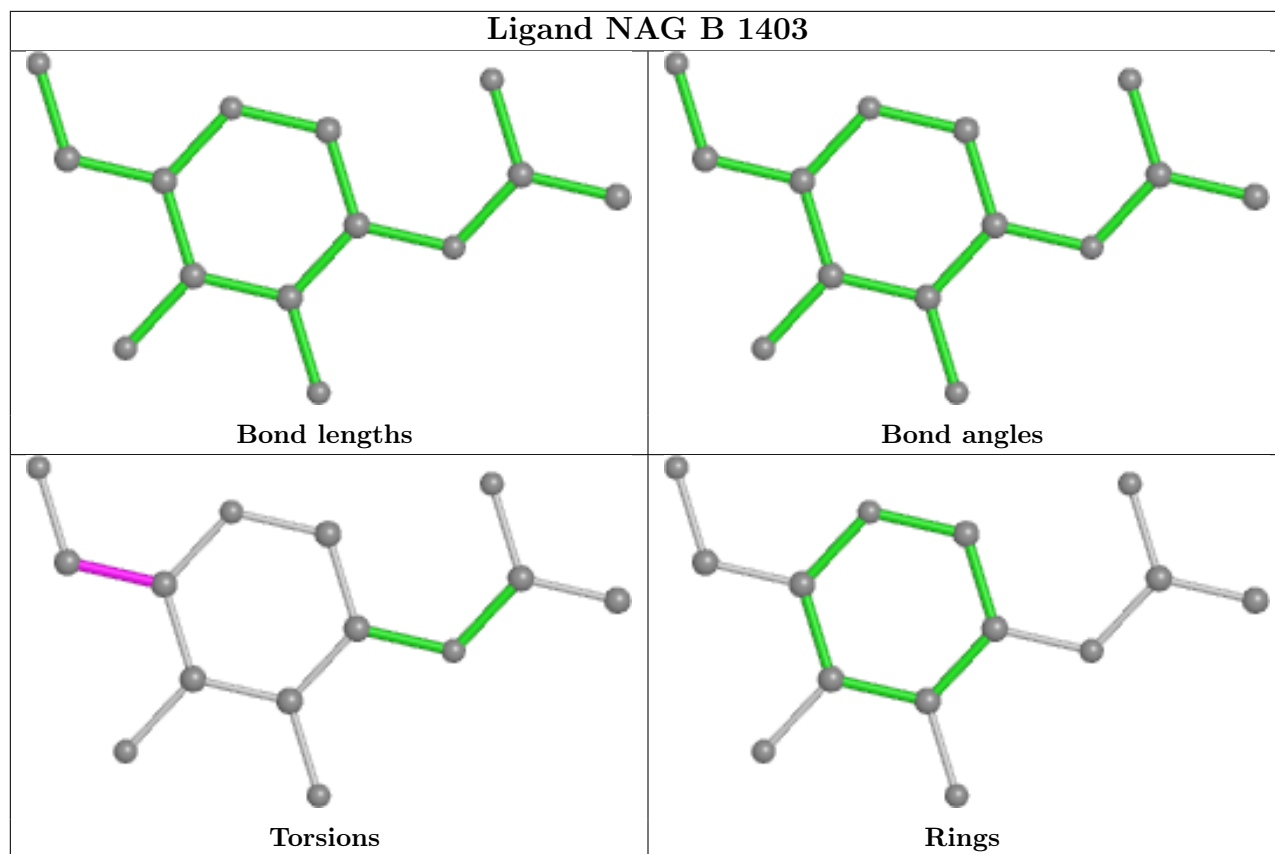


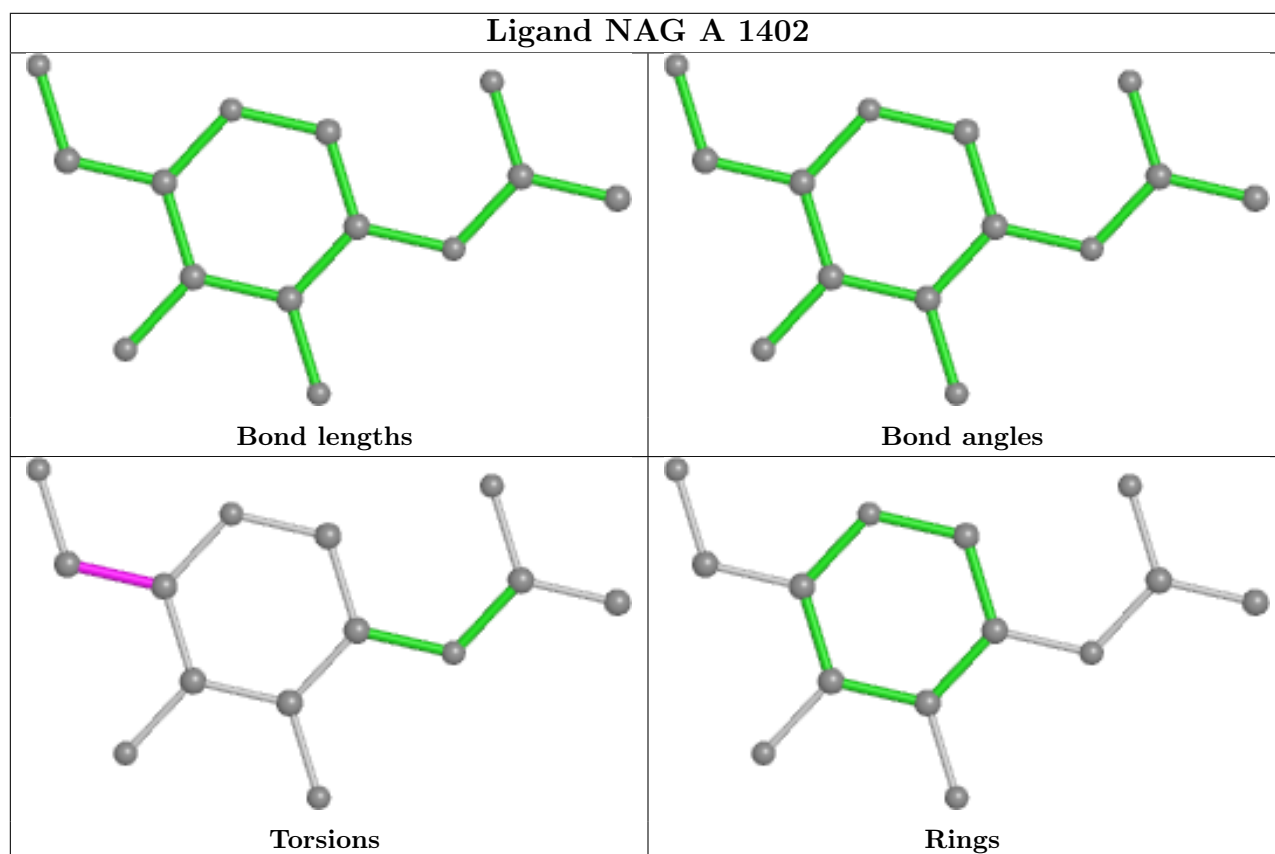
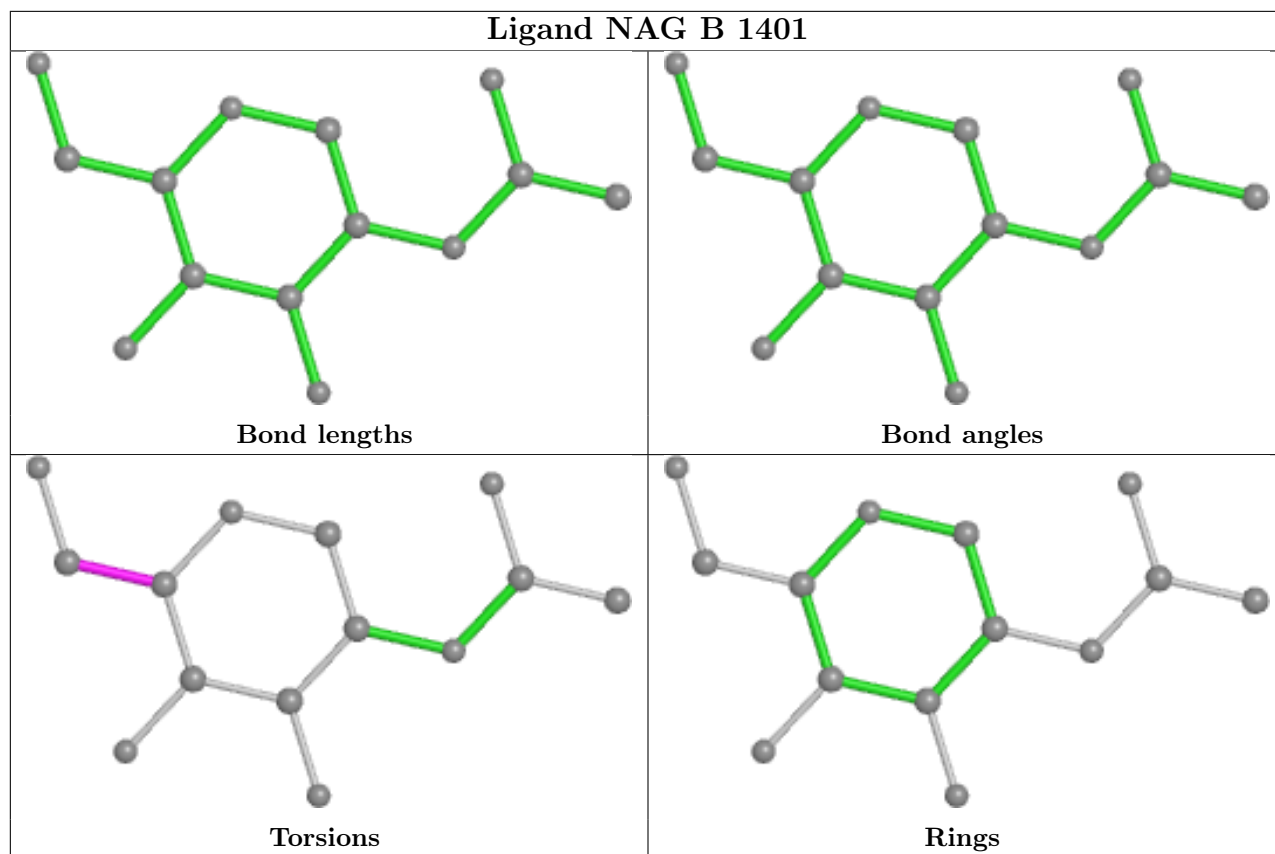


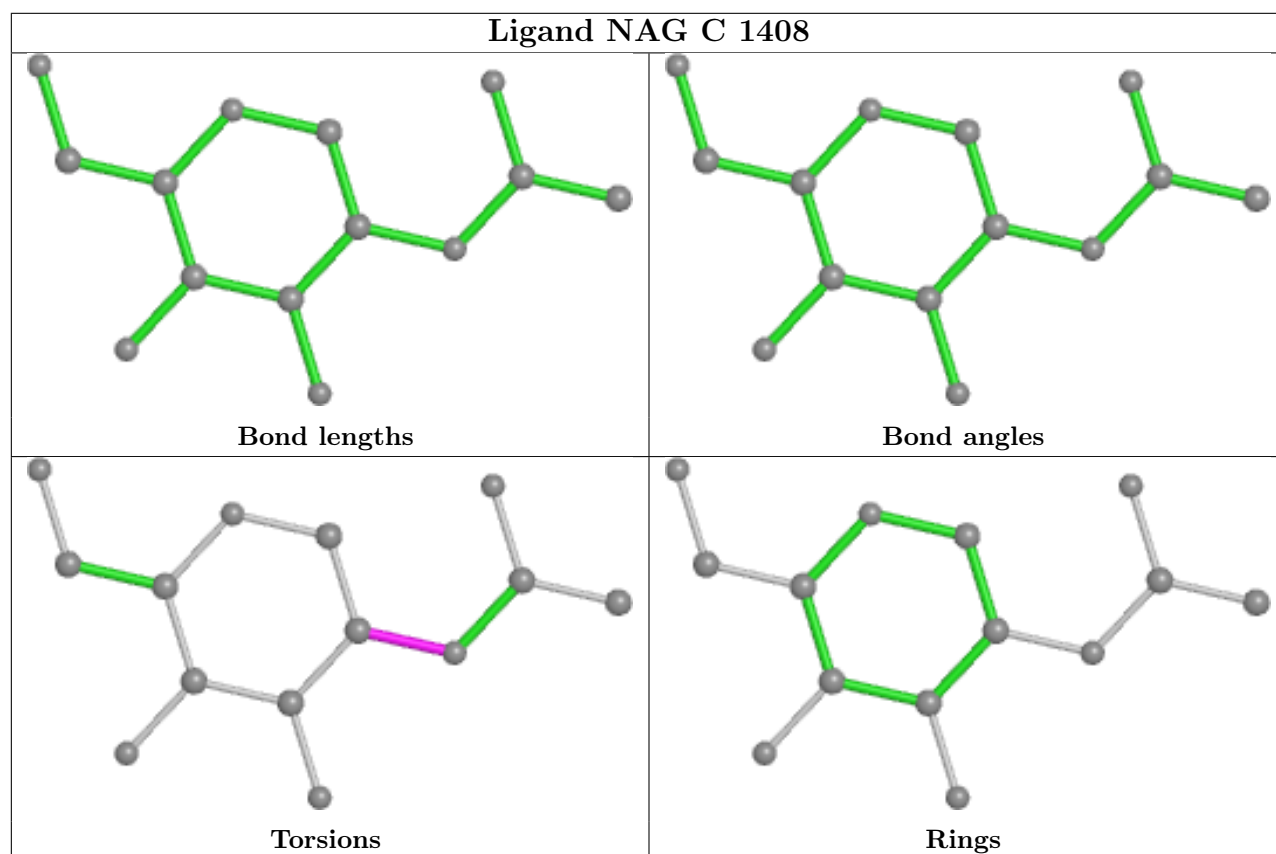
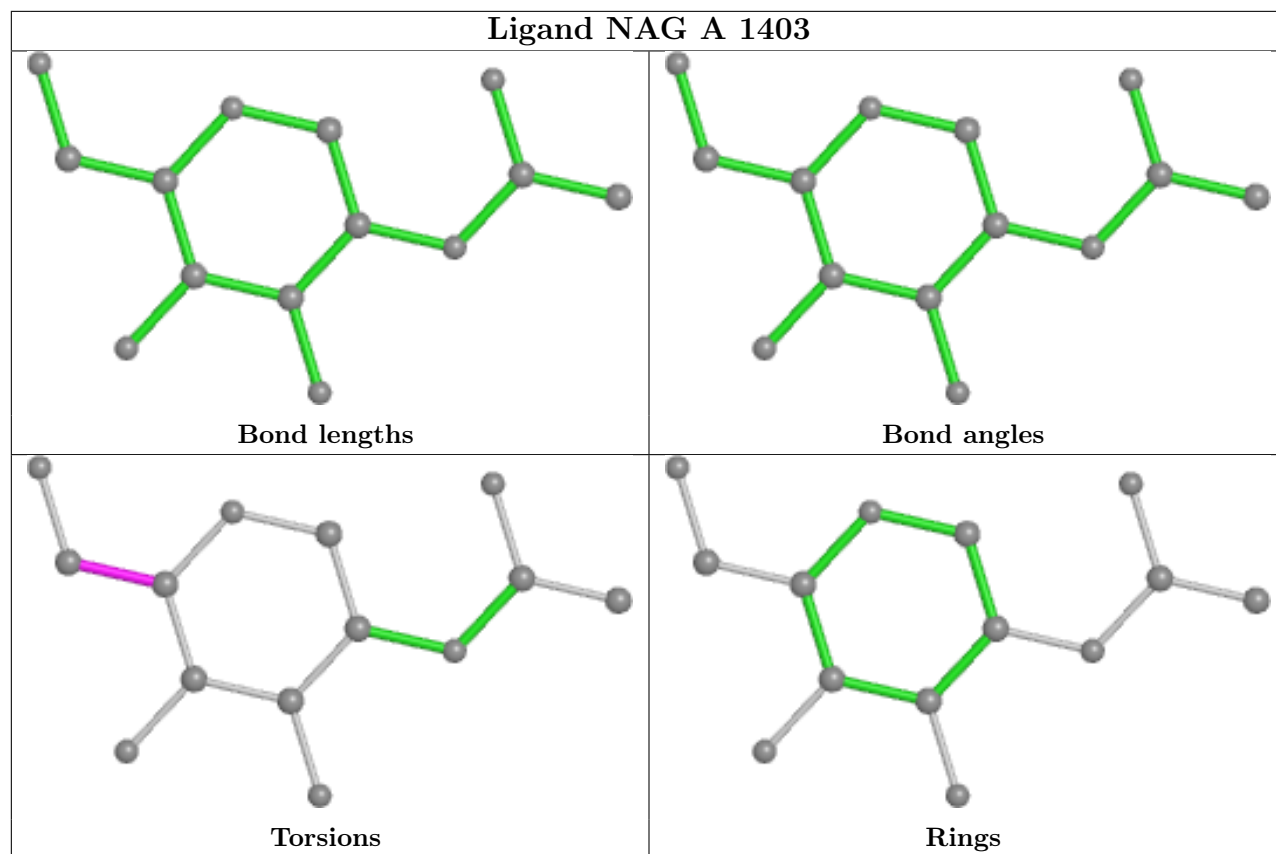


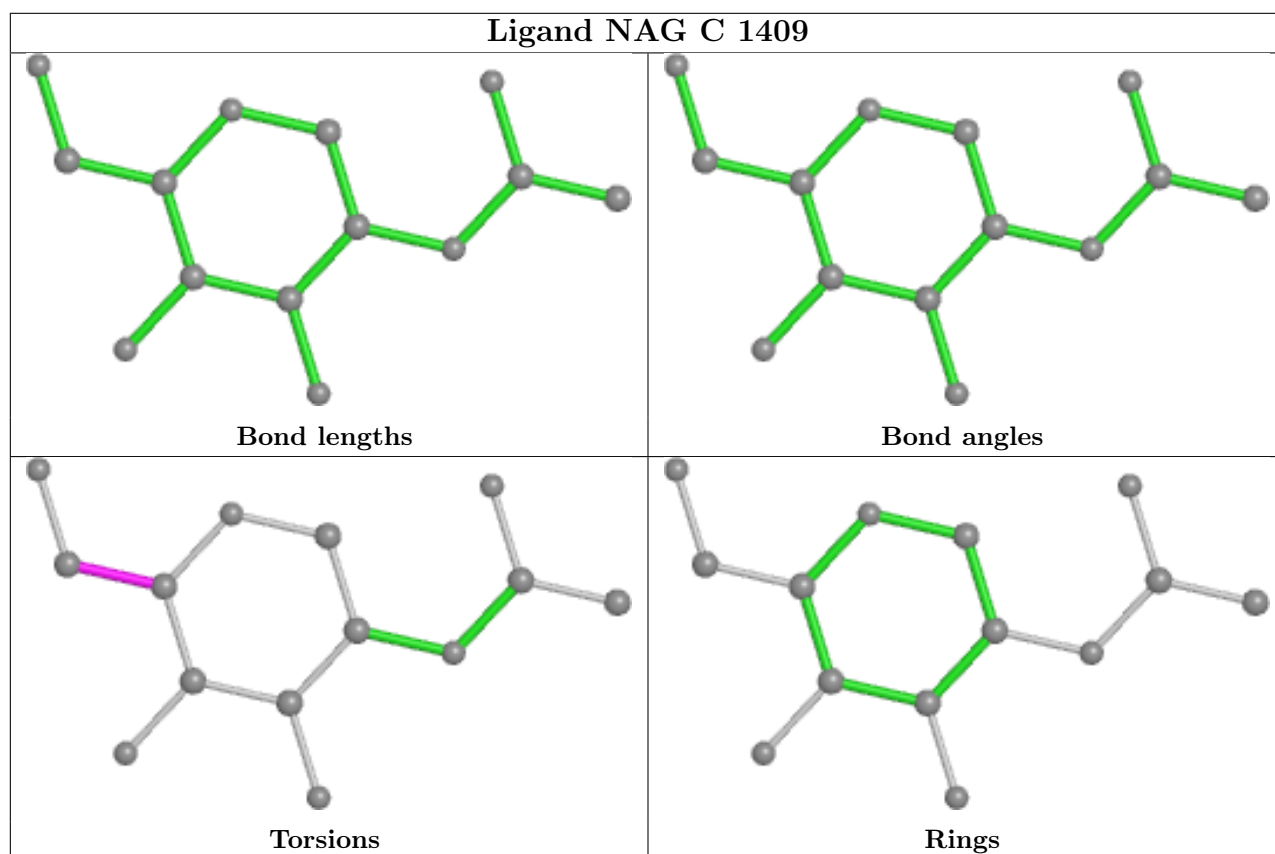
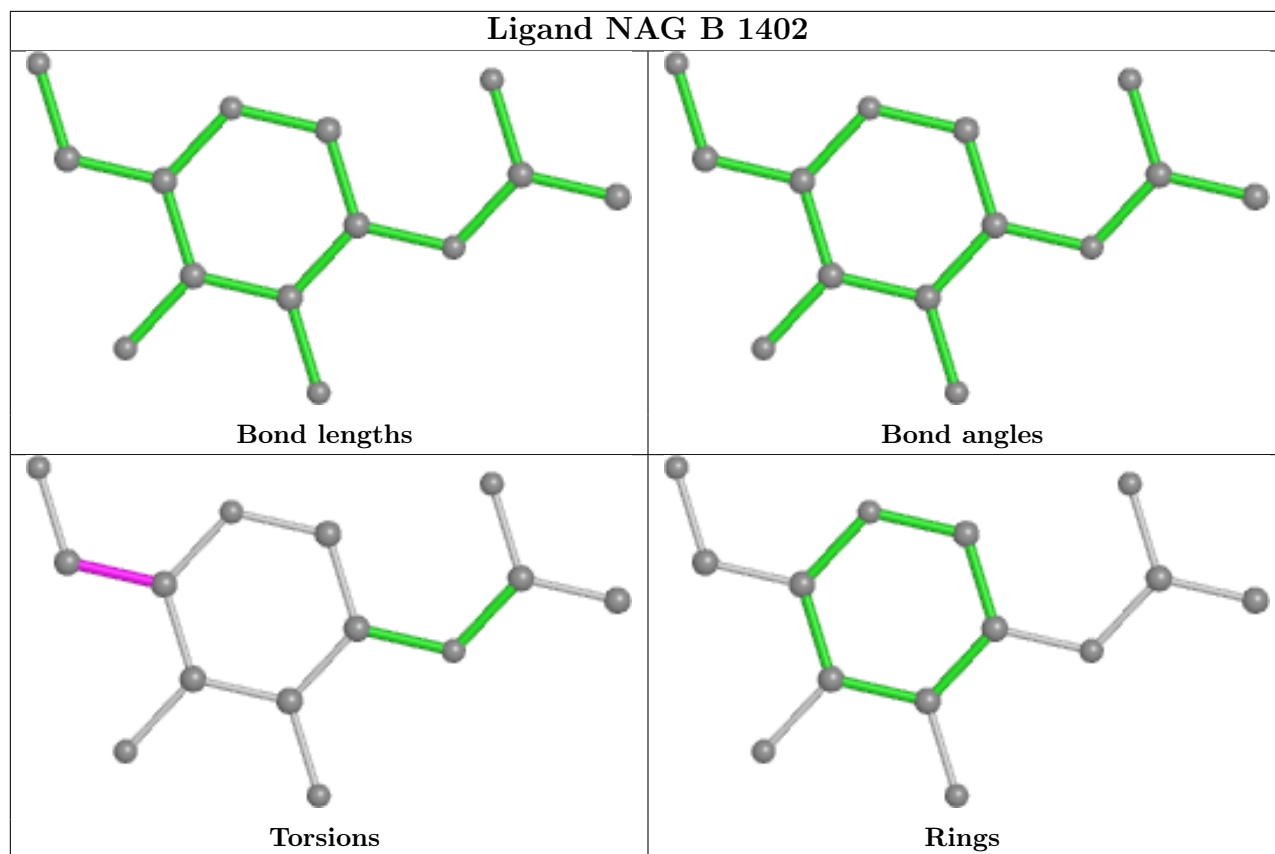


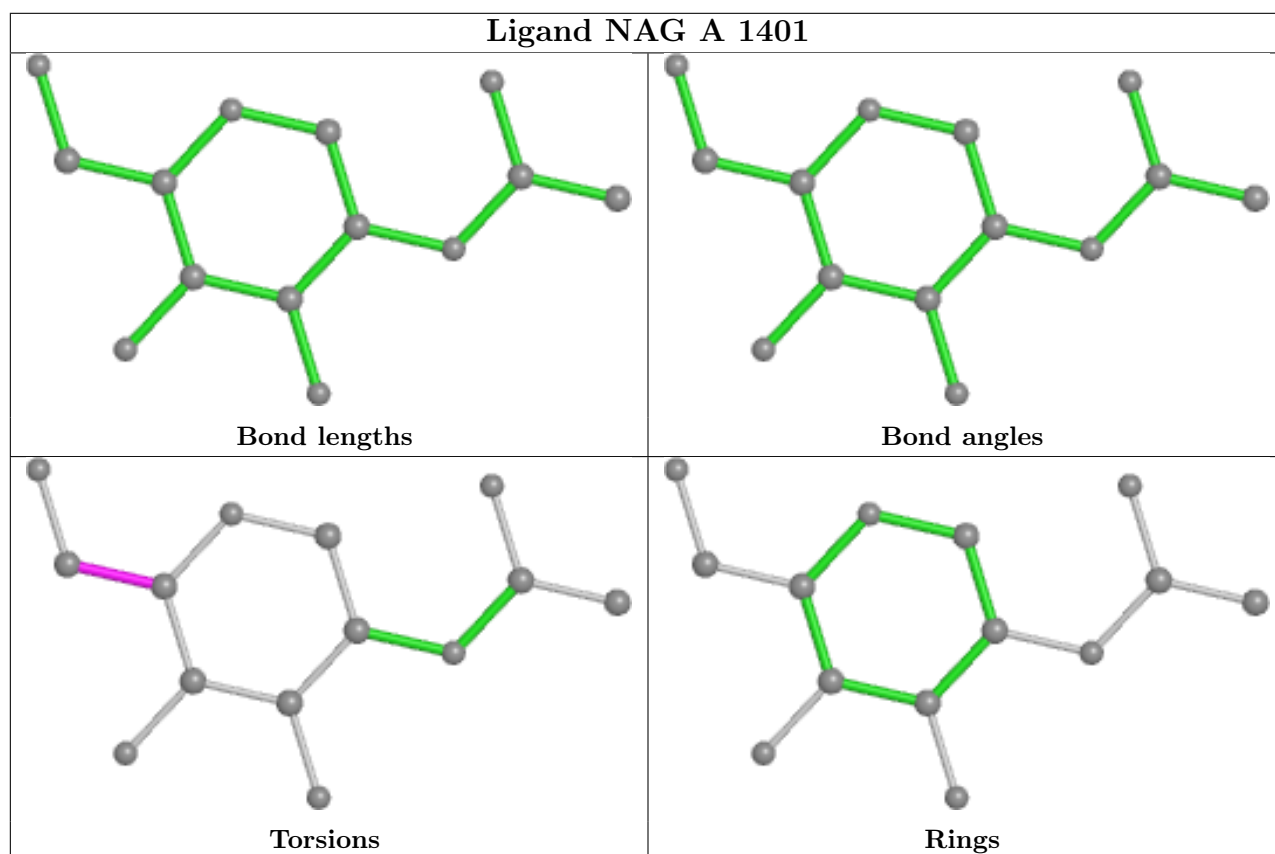
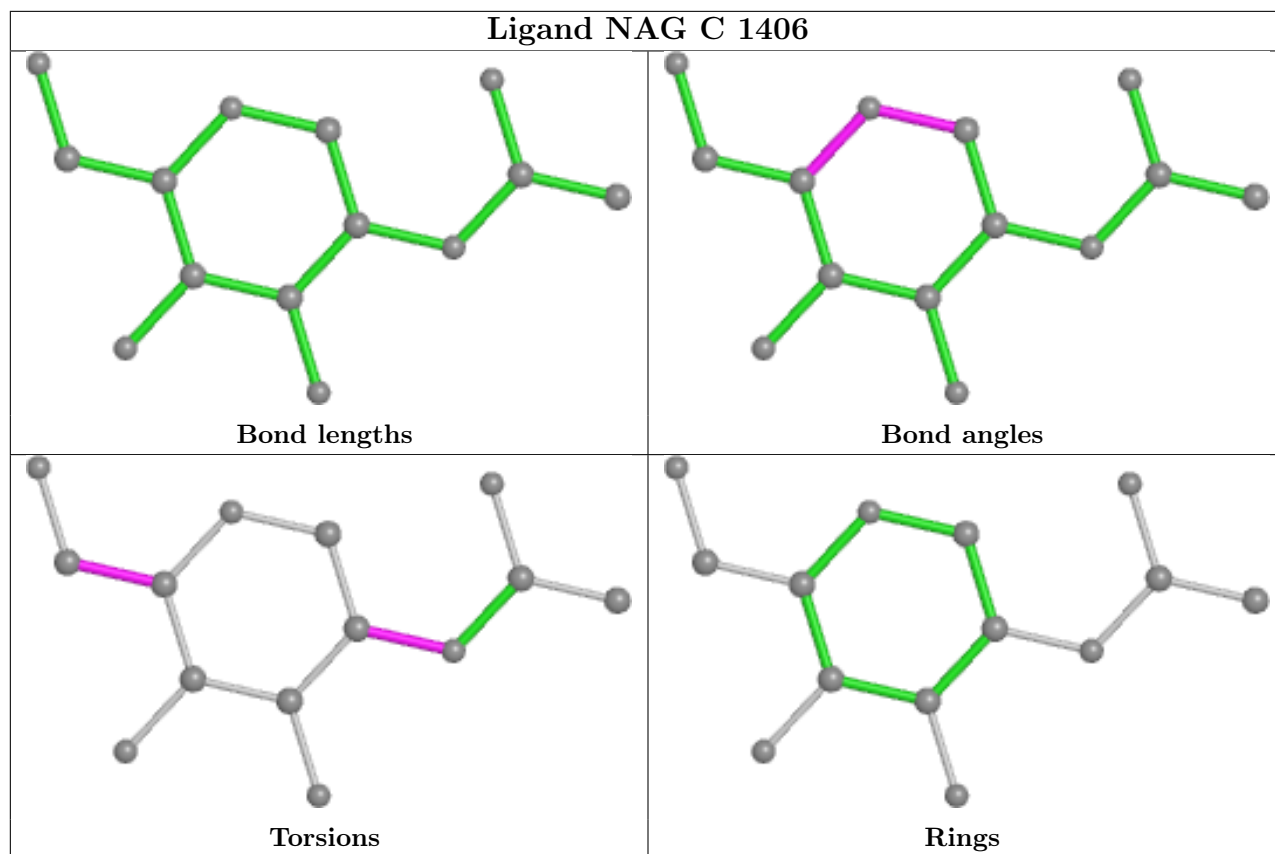


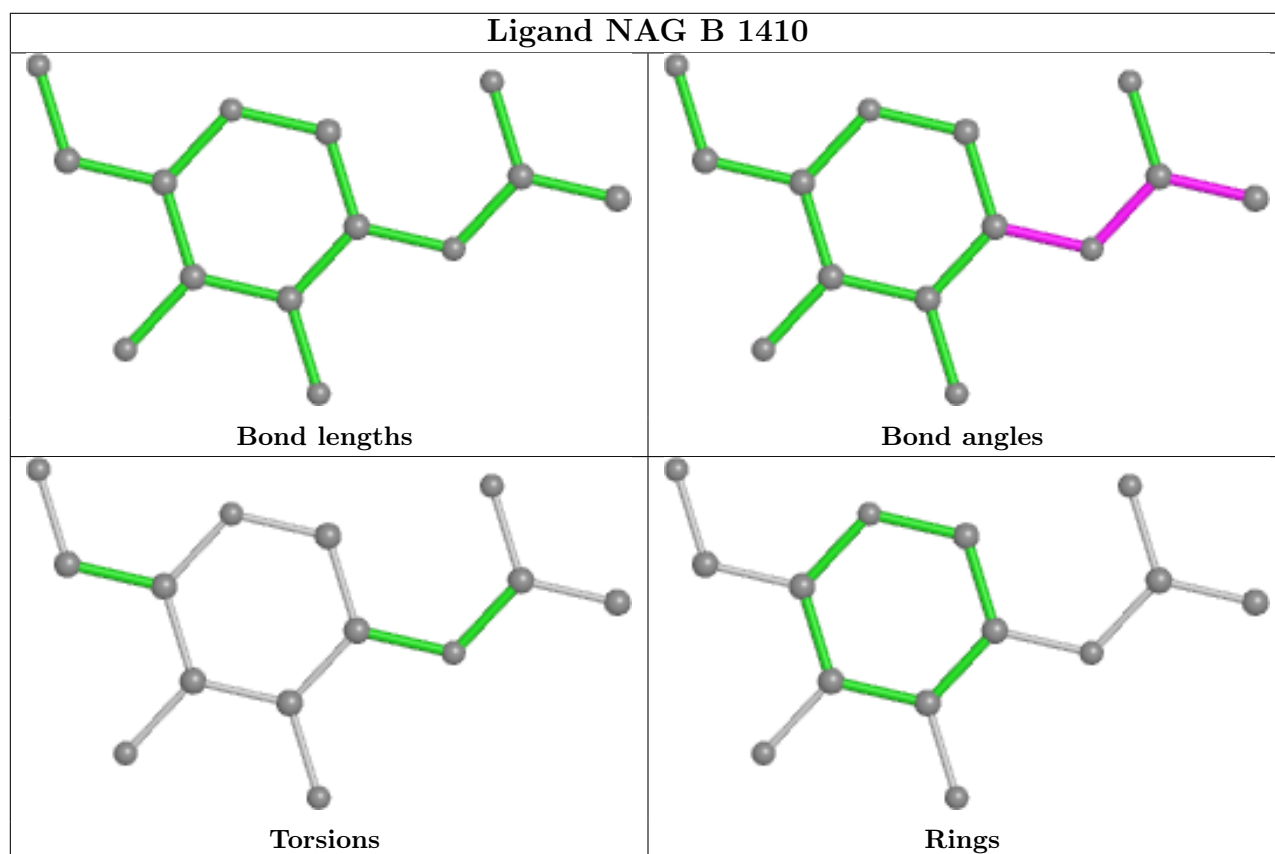
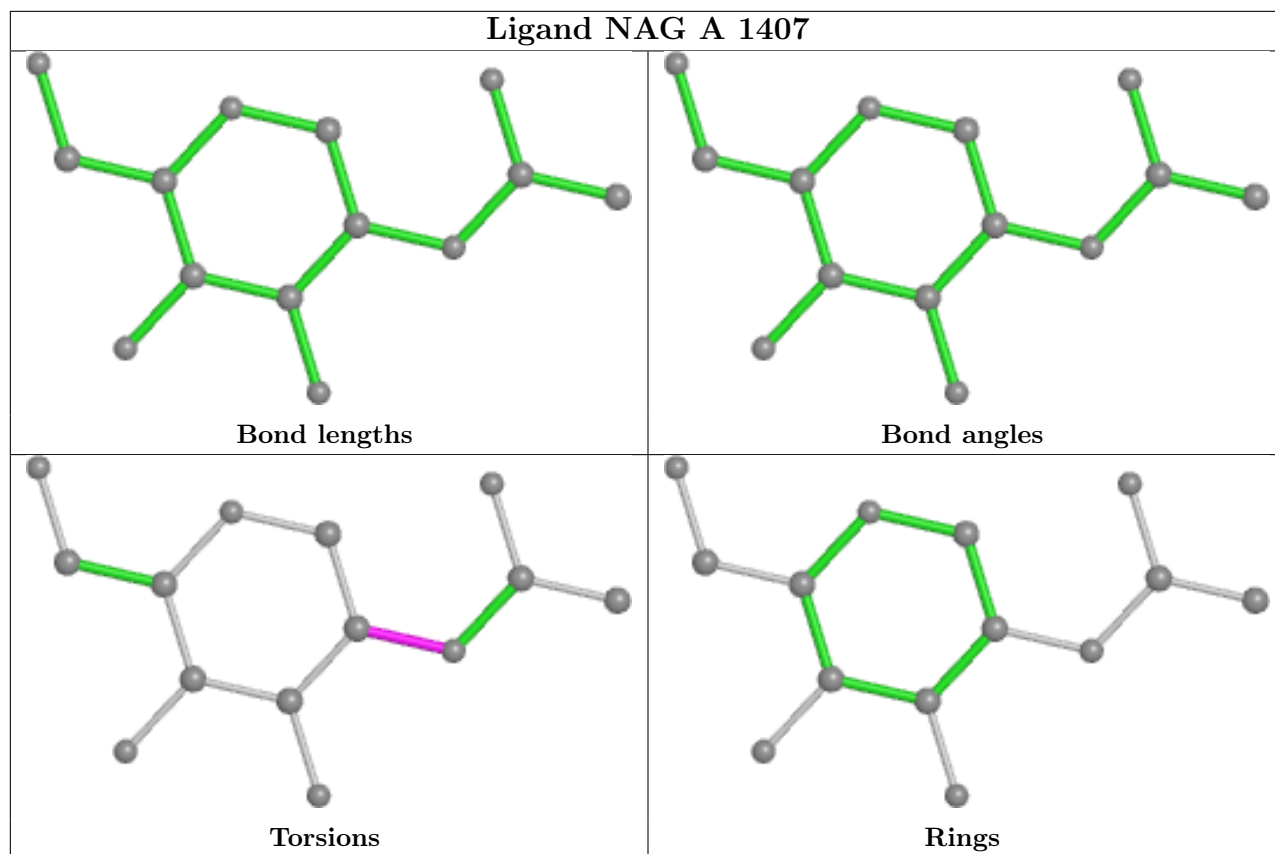


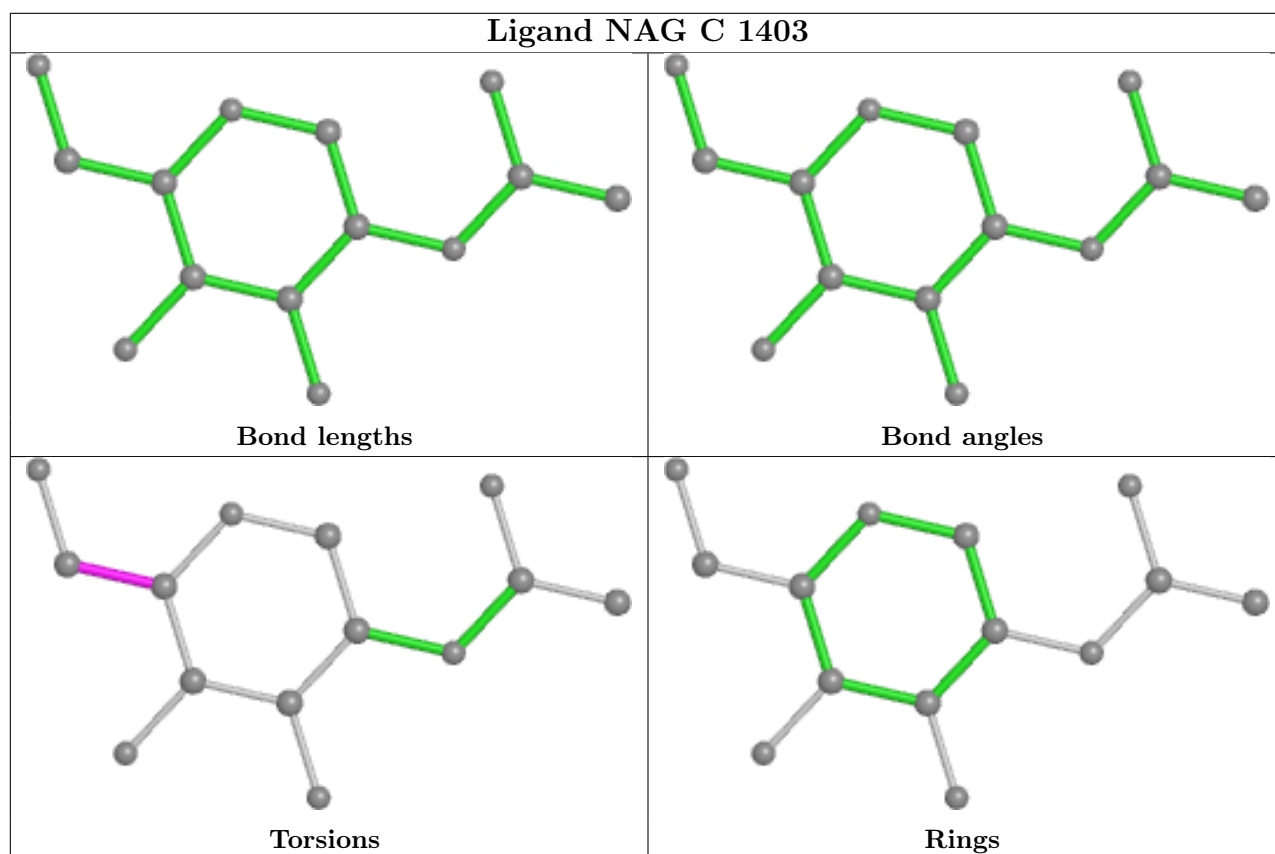
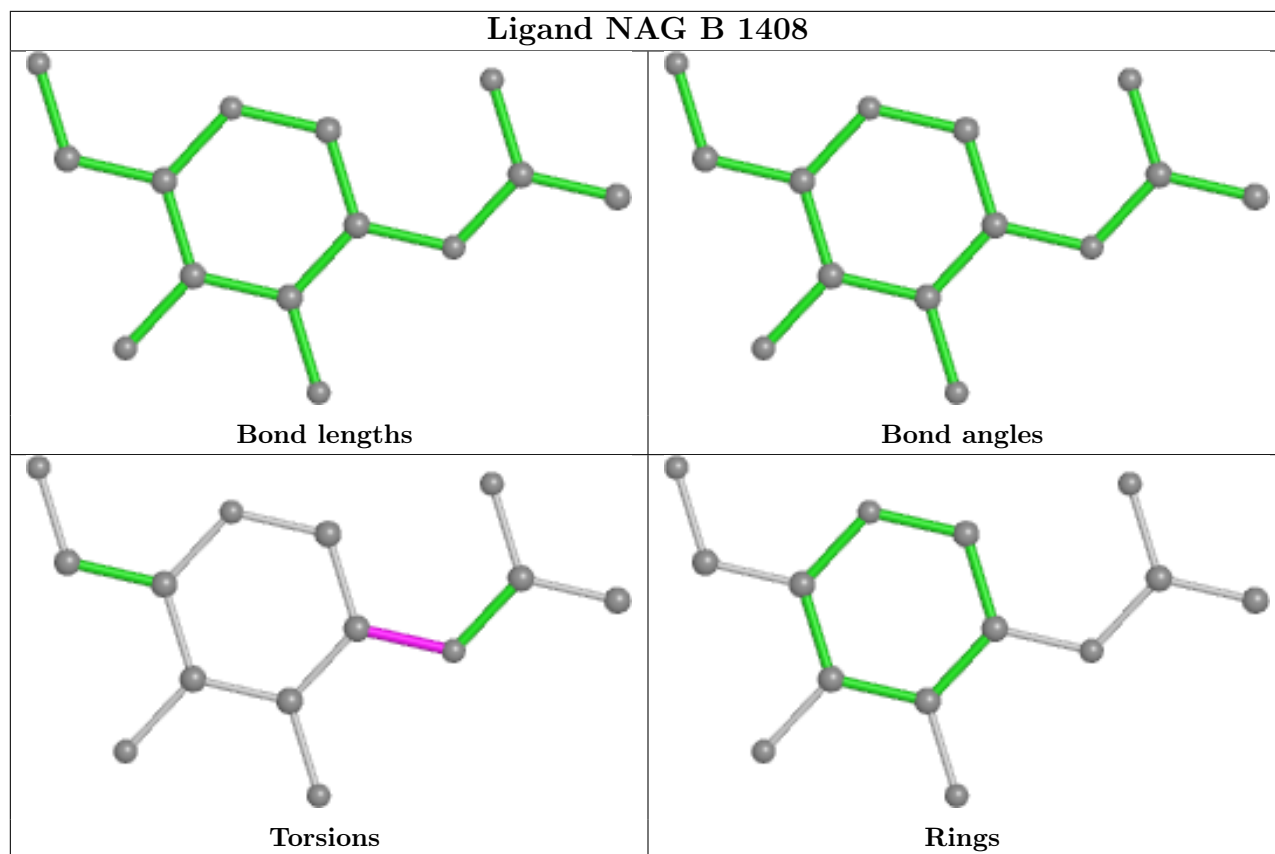


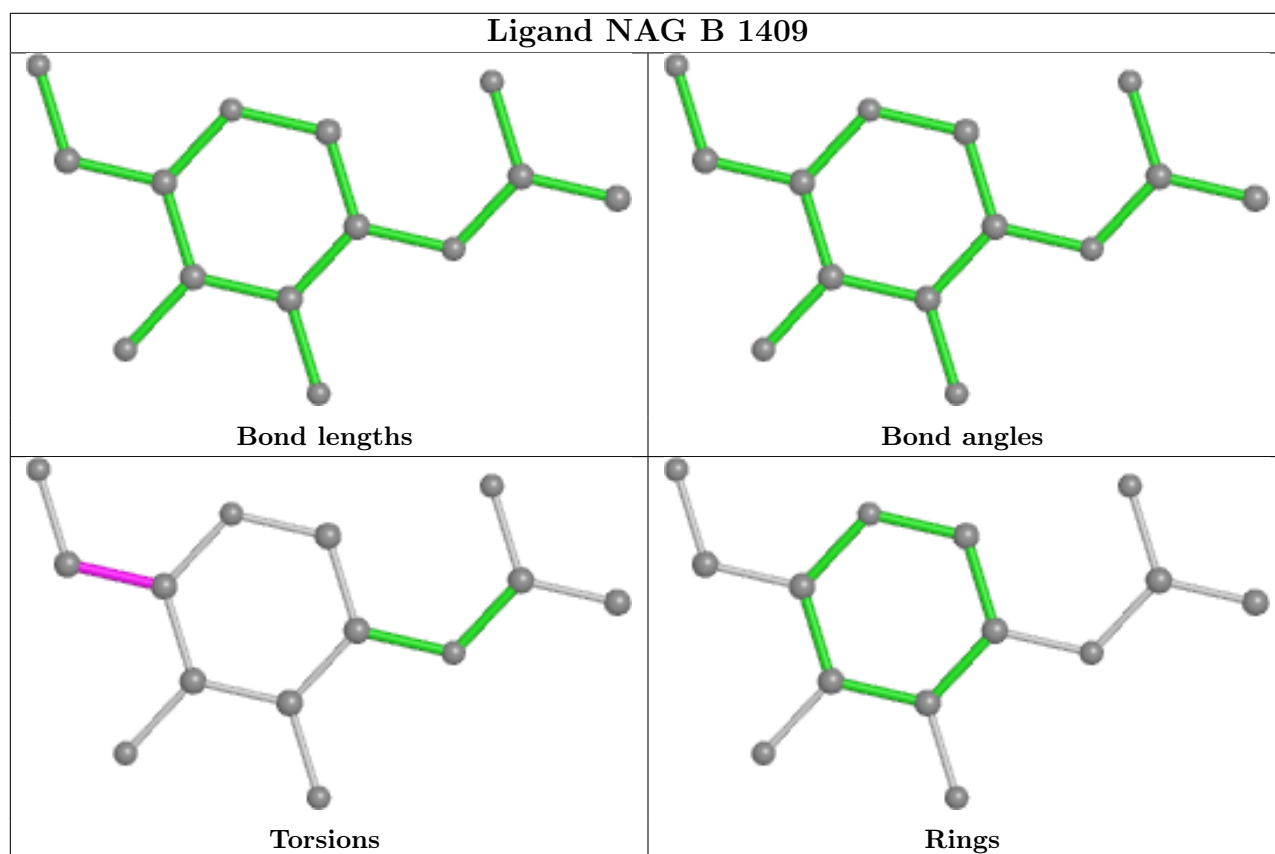
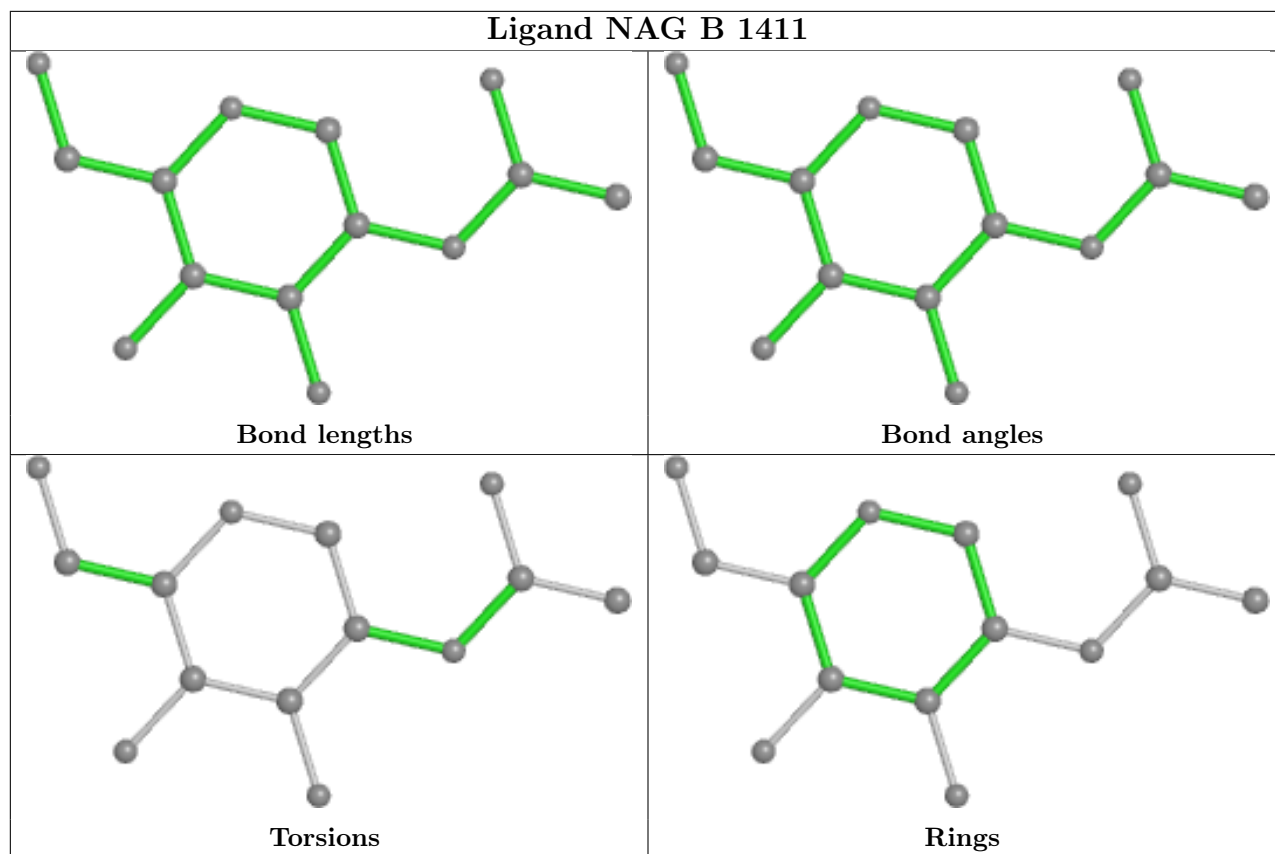


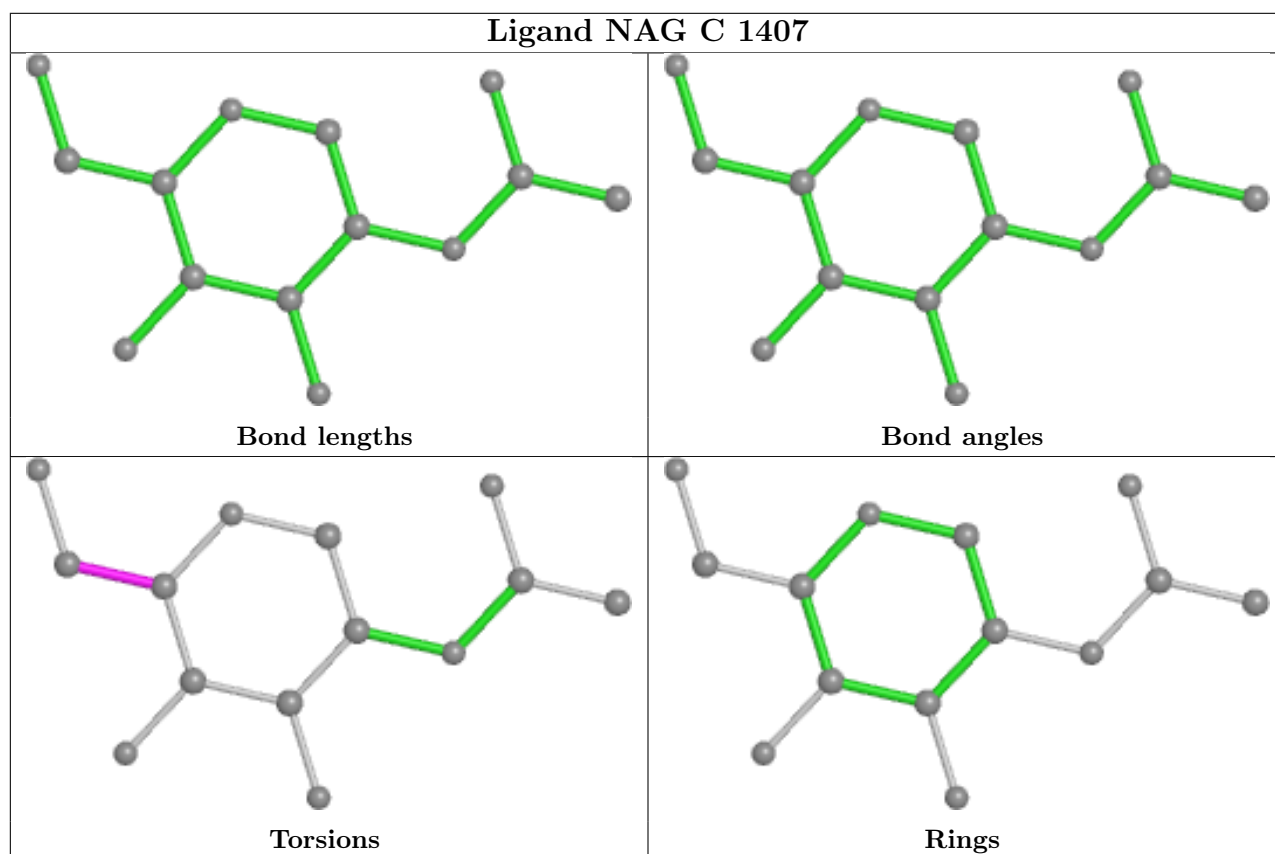
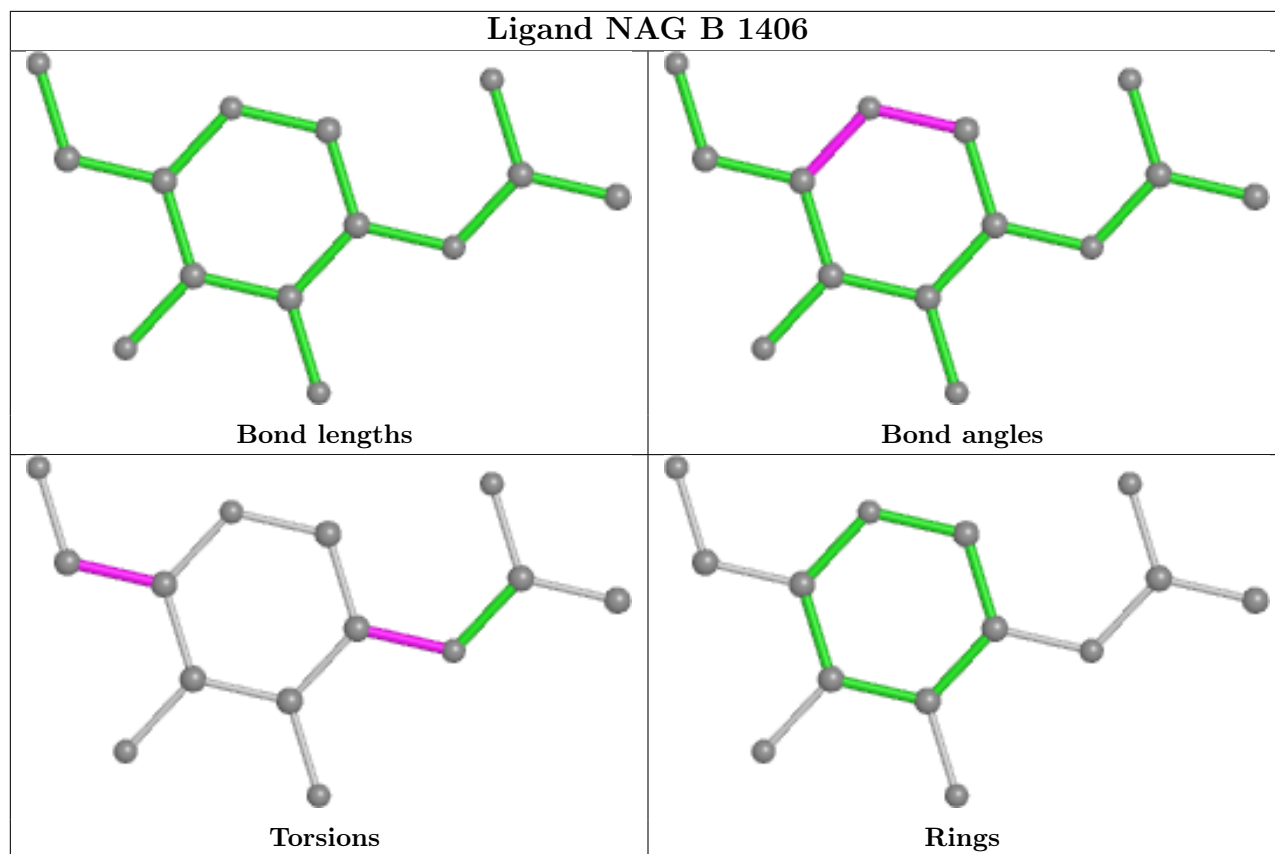


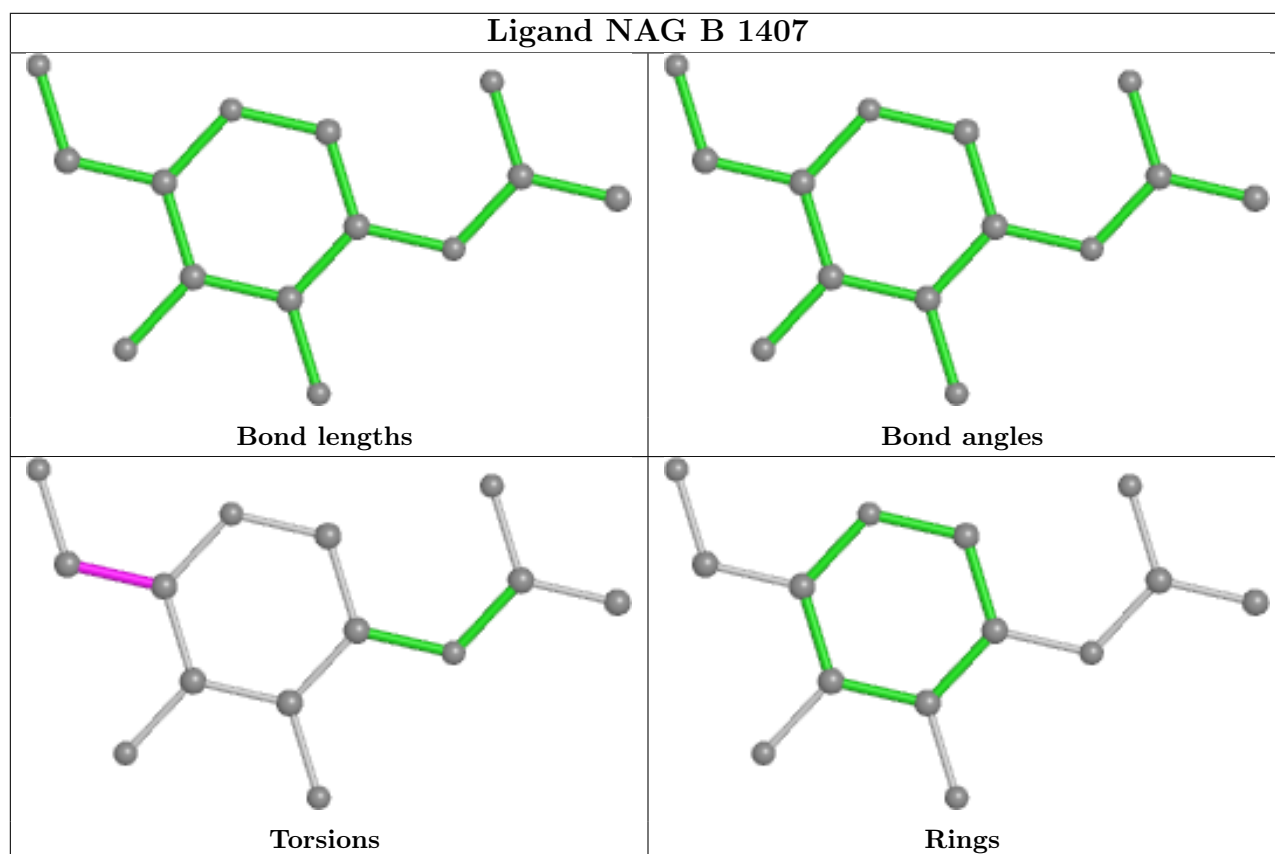
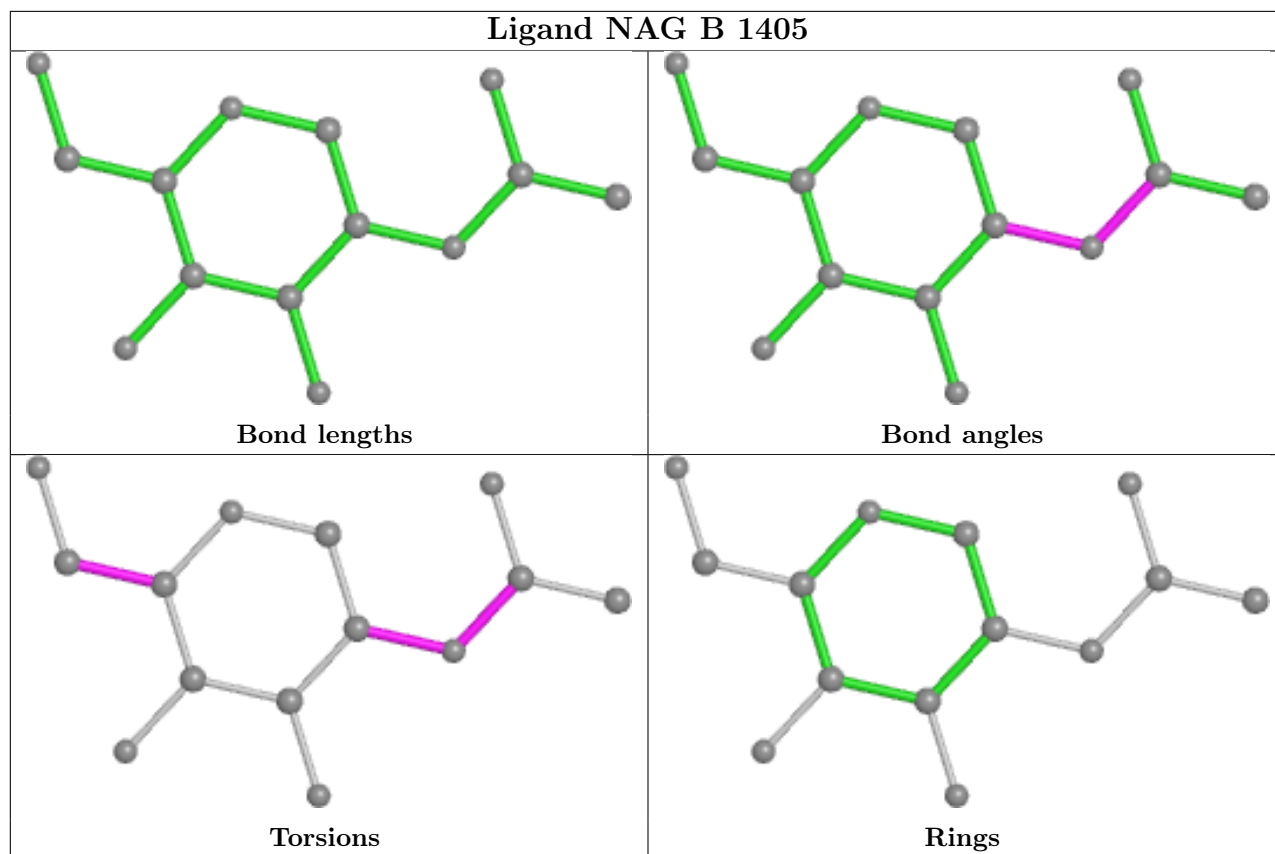












5.7 Other polymers [i](#)

There are no such residues in this entry.

5.8 Polymer linkage issues [i](#)

There are no chain breaks in this entry.

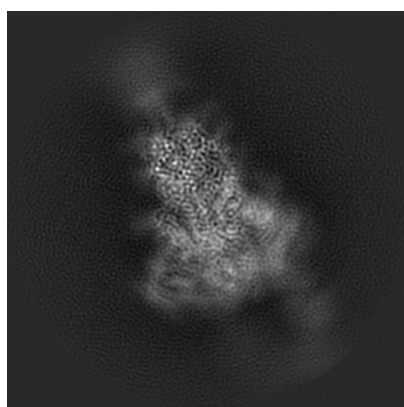
6 Map visualisation [i](#)

This section contains visualisations of the EMDB entry EMD-30524. These allow visual inspection of the internal detail of the map and identification of artifacts.

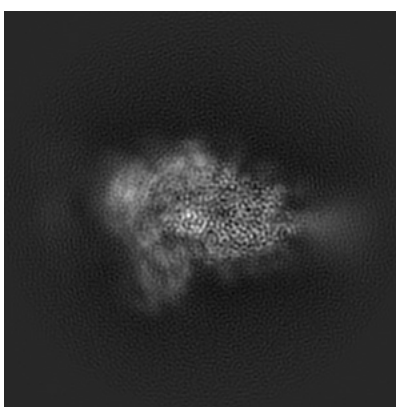
No raw map or half-maps were deposited for this entry and therefore no images, graphs, etc. pertaining to the raw map can be shown.

6.1 Orthogonal projections [i](#)

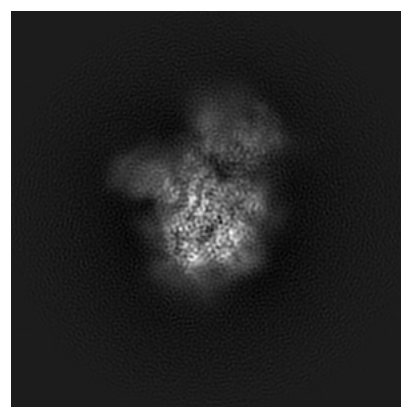
6.1.1 Primary map



X



Y

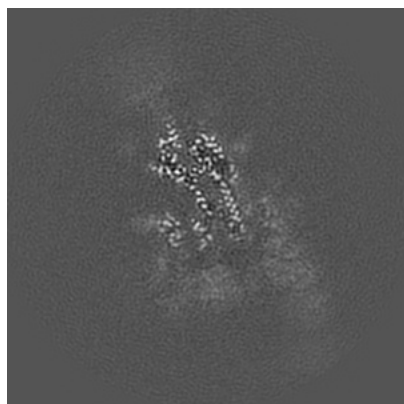


Z

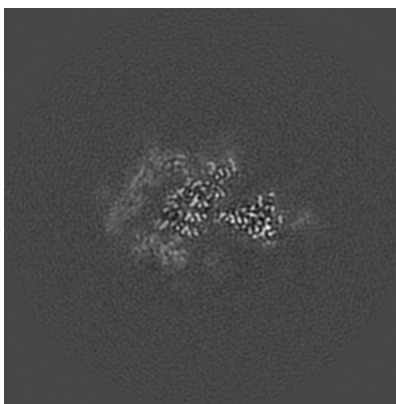
The images above show the map projected in three orthogonal directions.

6.2 Central slices [i](#)

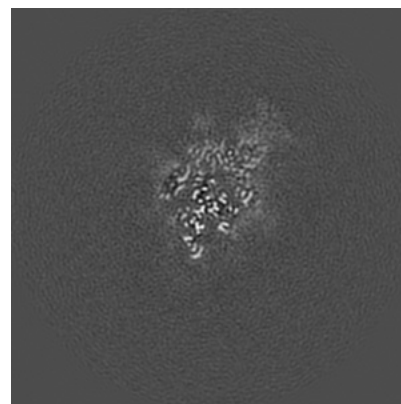
6.2.1 Primary map



X Index: 144



Y Index: 144

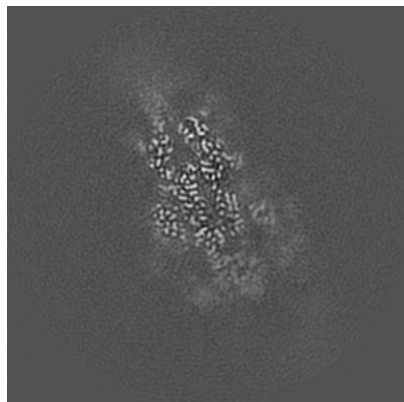


Z Index: 144

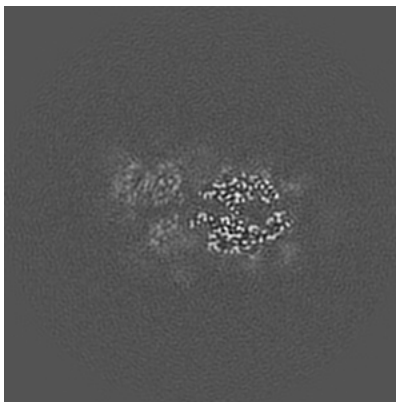
The images above show central slices of the map in three orthogonal directions.

6.3 Largest variance slices [i](#)

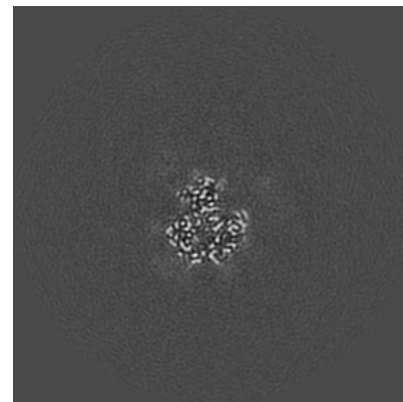
6.3.1 Primary map



X Index: 133



Y Index: 129

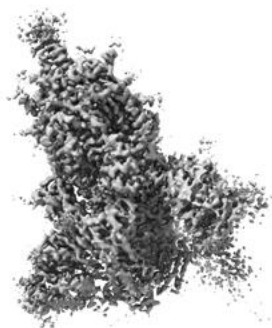


Z Index: 172

The images above show the largest variance slices of the map in three orthogonal directions.

6.4 Orthogonal surface views [i](#)

6.4.1 Primary map



X



Y



Z

The images above show the 3D surface view of the map at the recommended contour level 0.02. These images, in conjunction with the slice images, may facilitate assessment of whether an appropriate contour level has been provided.

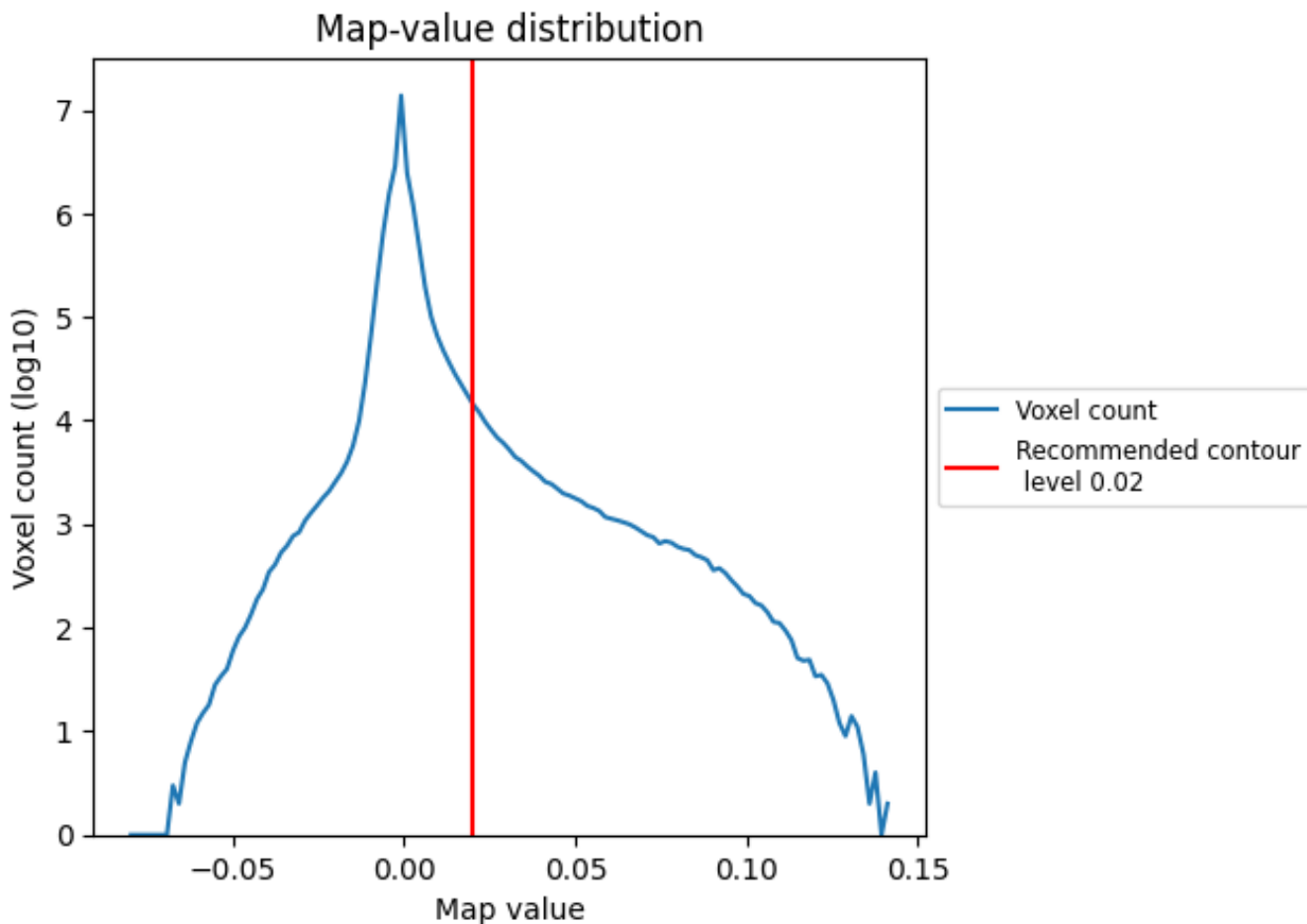
6.5 Mask visualisation

This section was not generated. No masks/segmentation were deposited.

7 Map analysis [i](#)

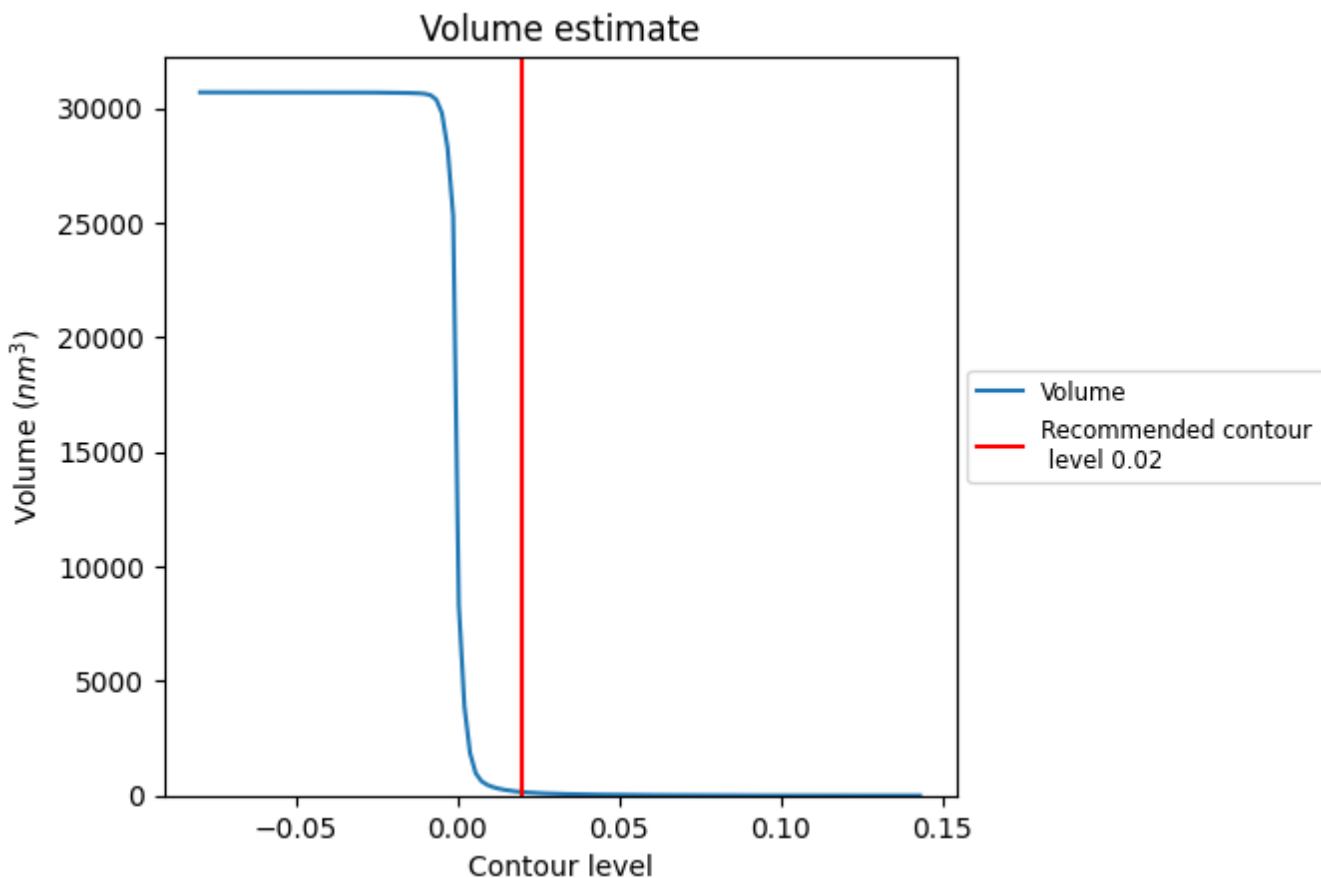
This section contains the results of statistical analysis of the map.

7.1 Map-value distribution [i](#)



The map-value distribution is plotted in 128 intervals along the x-axis. The y-axis is logarithmic. A spike in this graph at zero usually indicates that the volume has been masked.

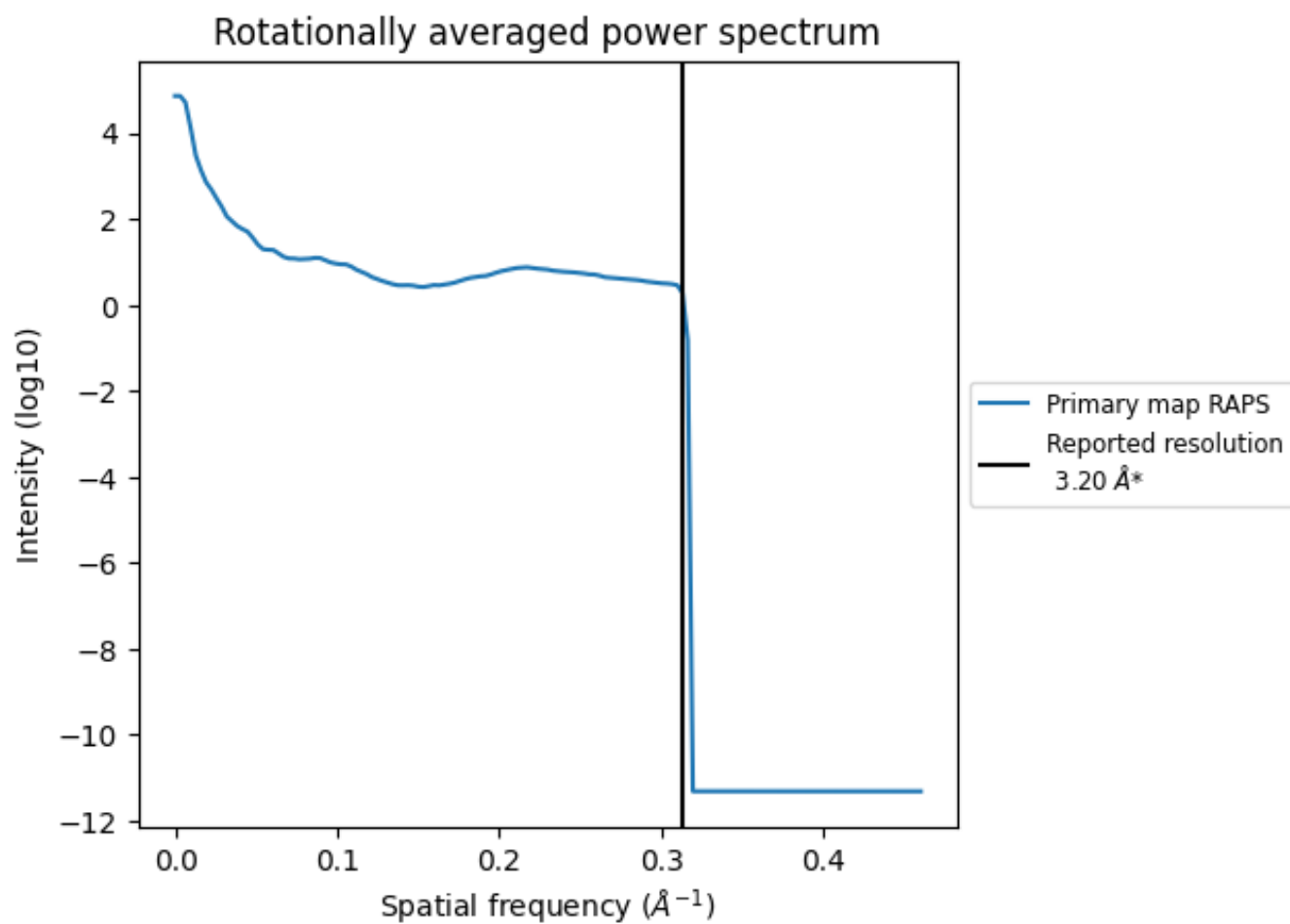
7.2 Volume estimate [i](#)



The volume at the recommended contour level is 153 nm^3 ; this corresponds to an approximate mass of 138 kDa.

The volume estimate graph shows how the enclosed volume varies with the contour level. The recommended contour level is shown as a vertical line and the intersection between the line and the curve gives the volume of the enclosed surface at the given level.

7.3 Rotationally averaged power spectrum [\(i\)](#)



*Reported resolution corresponds to spatial frequency of 0.312 Å⁻¹


8 Fourier-Shell correlation

This section was not generated. No FSC curve or half-maps provided.

9 Map-model fit [i](#)

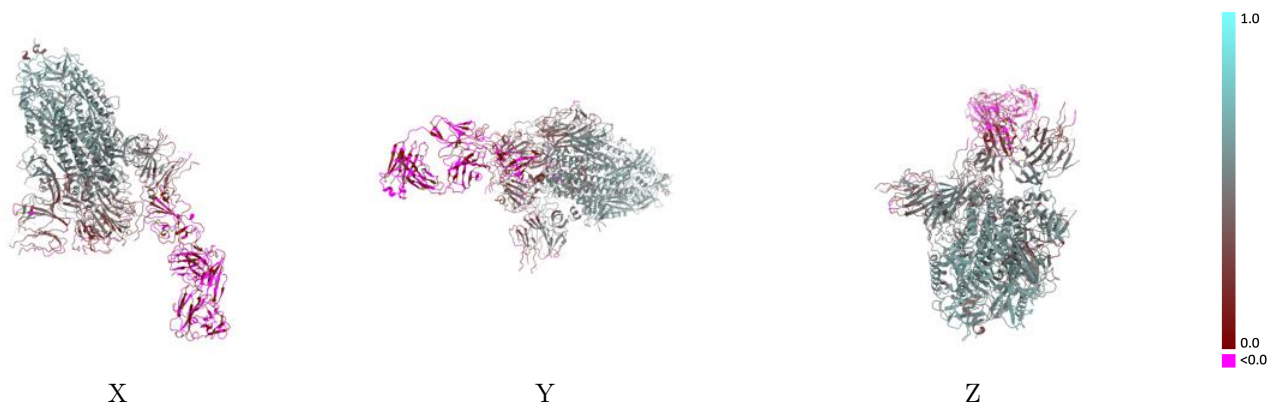
This section contains information regarding the fit between EMDB map EMD-30524 and PDB model 7D03. Per-residue inclusion information can be found in section 3 on page 9.

9.1 Map-model overlay [i](#)



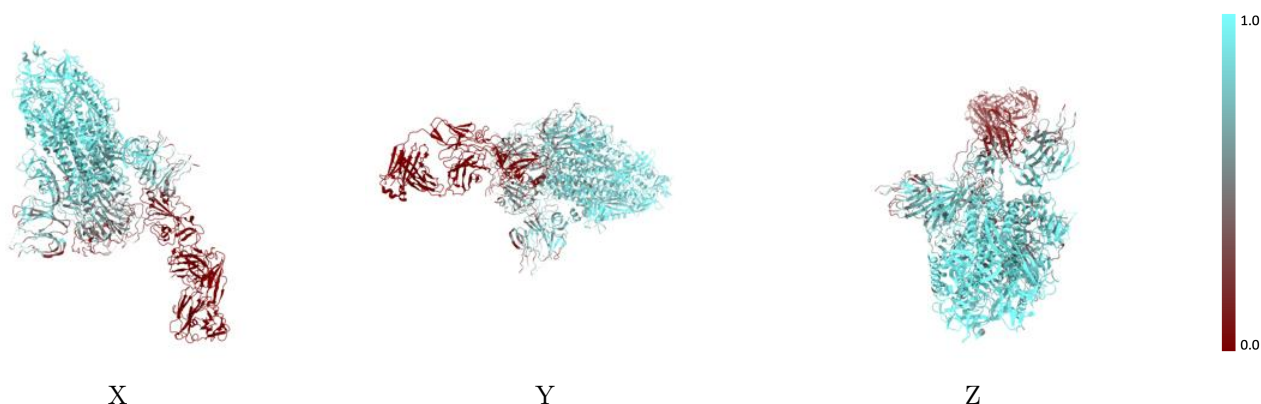
The images above show the 3D surface view of the map at the recommended contour level 0.02 at 50% transparency in yellow overlaid with a ribbon representation of the model coloured in blue. These images allow for the visual assessment of the quality of fit between the atomic model and the map.

9.2 Q-score mapped to coordinate model [i](#)



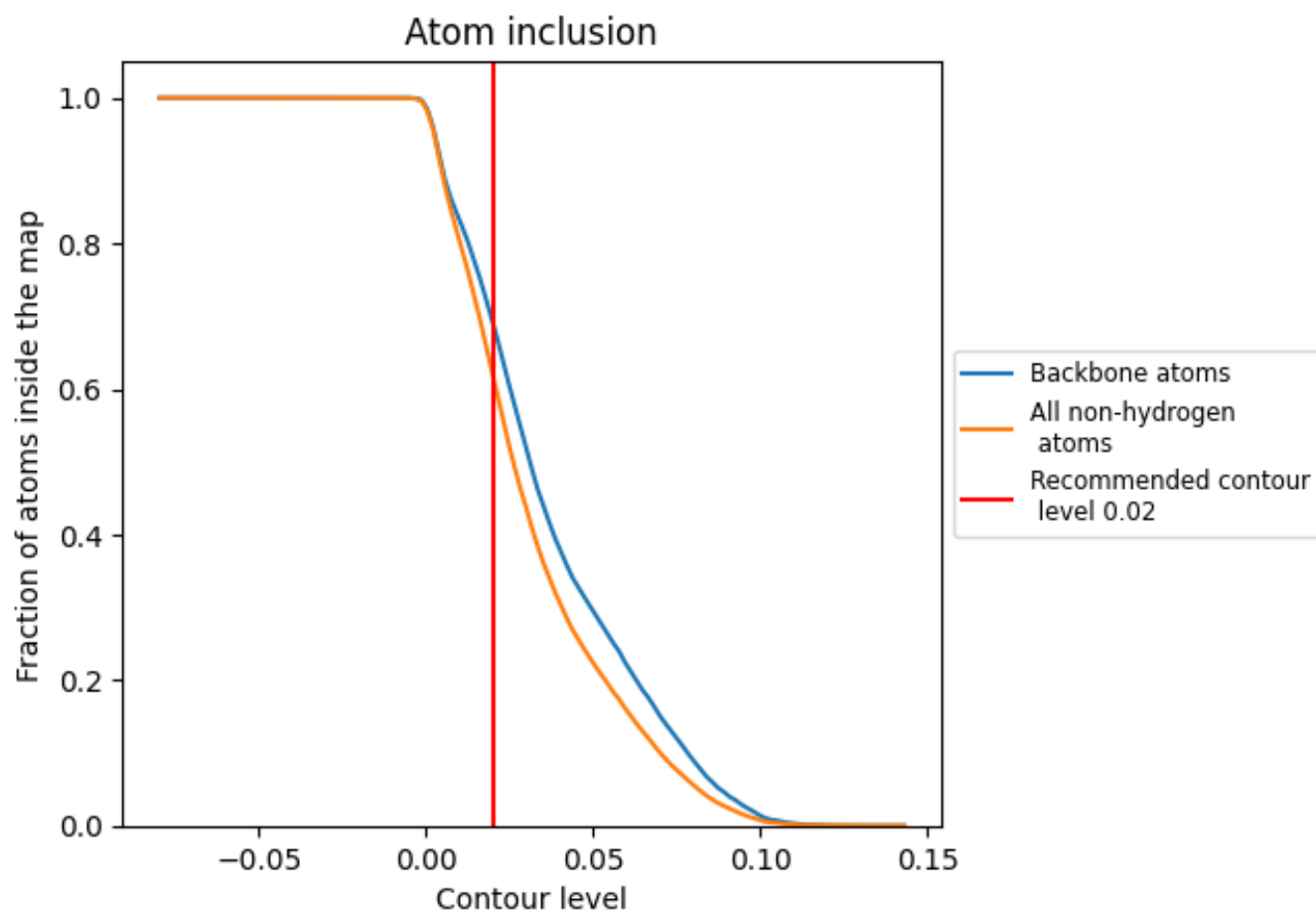
The images above show the model with each residue coloured according to its Q-score. This shows their resolvability in the map with higher Q-score values reflecting better resolvability. Please note: Q-score is calculating the resolvability of atoms, and thus high values are only expected at resolutions at which atoms can be resolved. Low Q-score values may therefore be expected for many entries.

9.3 Atom inclusion mapped to coordinate model [i](#)



The images above show the model with each residue coloured according to its atom inclusion. This shows to what extent they are inside the map at the recommended contour level (0.02).





















































9.4 Atom inclusion [i](#)



At the recommended contour level, 69% of all backbone atoms, 62% of all non-hydrogen atoms, are inside the map.

9.5 Map-model fit summary

The table lists the average atom inclusion at the recommended contour level (0.02) and Q-score for the entire model and for each chain.

Chain	Atom inclusion	Q-score
All	 0.6173	 0.3770
A	 0.6582	 0.4060
B	 0.7284	 0.4430
C	 0.7276	 0.4420
D	 0.5000	 0.2900
E	 0.0357	 0.0530
F	 0.8571	 0.5070
G	 0.7500	 0.4470
H	 0.0000	 0.0240
I	 0.5714	 0.4870
J	 0.7857	 0.4940
K	 0.6071	 0.4300
L	 0.0000	 -0.0180
M	 0.2143	 0.1530
N	 0.4643	 0.2900
O	 0.8929	 0.4970
P	 0.6786	 0.4250
Q	 0.7500	 0.4470
R	 0.6429	 0.3440
S	 0.0357	 0.0780
T	 0.3929	 0.2390
U	 0.7857	 0.4810
V	 0.7500	 0.4400
W	 0.4643	 0.3630
X	 0.8214	 0.4770
Y	 0.5714	 0.2730

