



Full wwPDB EM Validation Report ⓘ

Dec 17, 2022 – 09:04 am GMT

PDB ID : 6Z0U
EMDB ID : EMD-11023
Title : CryoEM structure of the Chikungunya virus nsP1 complex
Authors : Reguera, J.; Jones, R.; Arranz-Avila, R.
Deposited on : 2020-05-11
Resolution : 2.90 Å (reported)

This is a Full wwPDB EM Validation Report for a publicly released PDB entry.

We welcome your comments at validation@mail.wwpdb.org

A user guide is available at

<https://www.wwpdb.org/validation/2017/EMValidationReportHelp>

with specific help available everywhere you see the ⓘ symbol.

The types of validation reports are described at

<http://www.wwpdb.org/validation/2017/FAQs#types>.

The following versions of software and data (see [references ⓘ](#)) were used in the production of this report:

EMDB validation analysis : 0.0.1.dev43
MolProbity : 4.02b-467
Percentile statistics : 20191225.v01 (using entries in the PDB archive December 25th 2019)
MapQ : 1.9.9
Ideal geometry (proteins) : Engh & Huber (2001)
Ideal geometry (DNA, RNA) : Parkinson et al. (1996)
Validation Pipeline (wwPDB-VP) : 2.31.3

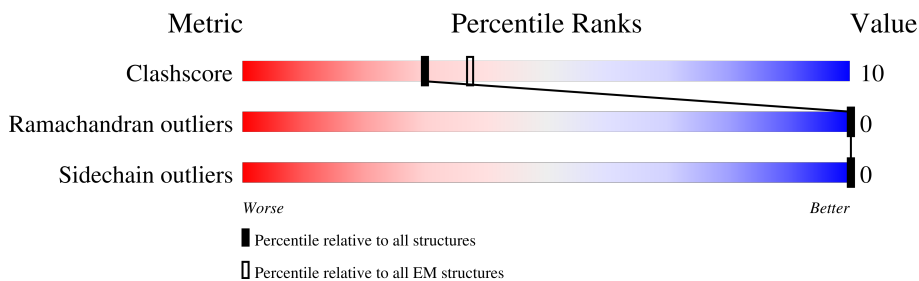
1 Overall quality at a glance

The following experimental techniques were used to determine the structure:

ELECTRON MICROSCOPY




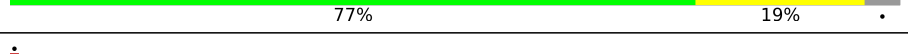

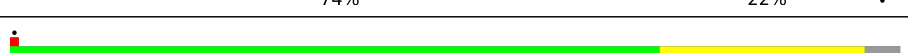

The reported resolution of this entry is 2.90 Å.

Percentile scores (ranging between 0-100) for global validation metrics of the entry are shown in the following graphic. The table shows the number of entries on which the scores are based.



Metric	Whole archive (#Entries)	EM structures (#Entries)
Clashscore	158937	4297
Ramachandran outliers	154571	4023
Sidechain outliers	154315	3826

The table below summarises the geometric issues observed across the polymeric chains and their fit to the map. The red, orange, yellow and green segments of the bar indicate the fraction of residues that contain outliers for ≥ 3 , 2, 1 and 0 types of geometric quality criteria respectively. A grey segment represents the fraction of residues that are not modelled. The numeric value for each fraction is indicated below the corresponding segment, with a dot representing fractions $\leq 5\%$. The upper red bar (where present) indicates the fraction of residues that have poor fit to the EM map (all-atom inclusion $< 40\%$). The numeric value is given above the bar.

Mol	Chain	Length	Quality of chain
1	A	472	
1	BA	472	
1	C	472	
1	DA	472	
1	E	472	
1	FA	472	
1	G	472	
1	HA	472	

Continued on next page...

Continued from previous page...

Mol	Chain	Length	Quality of chain
1	I	472	 73% 23%
1	JA	472	 77% 19%
1	K	472	 75% 21%
1	LA	472	 73% 23%
1	M	472	 73% 24%
1	NA	472	 73% 23%
1	O	472	 74% 23%
1	PA	472	 76% 20%
1	Q	472	 75% 21%
1	RA	472	 74% 22%
1	S	472	 73% 23%
1	TA	472	 73% 23%
1	V	472	 73% 23%
1	VA	472	 75% 22%
1	X	472	 77% 19%
1	Z	472	 73% 23%

2 Entry composition [i](#)

There are 3 unique types of molecules in this entry. The entry contains 87288 atoms, of which 0 are hydrogens and 0 are deuteriums.

In the tables below, the AltConf column contains the number of residues with at least one atom in alternate conformation and the Trace column contains the number of residues modelled with at most 2 atoms.

- Molecule 1 is a protein called Polyprotein P1234.

Mol	Chain	Residues	Atoms					AltConf	Trace
			Total	C	N	O	S		
1	A	454	Total 3578	C 2263	N 621	O 664	S 30	7	0
1	C	454	Total 3578	C 2263	N 621	O 664	S 30	7	0
1	E	454	Total 3578	C 2263	N 621	O 664	S 30	7	0
1	G	454	Total 3578	C 2263	N 621	O 664	S 30	7	0
1	I	454	Total 3578	C 2263	N 621	O 664	S 30	7	0
1	K	454	Total 3578	C 2263	N 621	O 664	S 30	7	0
1	M	454	Total 3578	C 2263	N 621	O 664	S 30	7	0
1	O	454	Total 3578	C 2263	N 621	O 664	S 30	7	0
1	Q	454	Total 3578	C 2263	N 621	O 664	S 30	7	0
1	S	454	Total 3578	C 2263	N 621	O 664	S 30	7	0
1	V	454	Total 3578	C 2263	N 621	O 664	S 30	7	0
1	X	454	Total 3578	C 2263	N 621	O 664	S 30	7	0
1	Z	454	Total 3578	C 2263	N 621	O 664	S 30	7	0
1	BA	454	Total 3578	C 2263	N 621	O 664	S 30	7	0
1	DA	454	Total 3578	C 2263	N 621	O 664	S 30	7	0
1	FA	454	Total 3578	C 2263	N 621	O 664	S 30	7	0
1	HA	454	Total 3578	C 2263	N 621	O 664	S 30	7	0

Continued on next page...

Continued from previous page...

Mol	Chain	Residues	Atoms					AltConf	Trace
1	JA	454	Total 3578	C 2263	N 621	O 664	S 30	7	0
1	LA	454	Total 3578	C 2263	N 621	O 664	S 30	7	0
1	NA	454	Total 3578	C 2263	N 621	O 664	S 30	7	0
1	PA	454	Total 3578	C 2263	N 621	O 664	S 30	7	0
1	RA	454	Total 3578	C 2263	N 621	O 664	S 30	7	0
1	TA	454	Total 3578	C 2263	N 621	O 664	S 30	7	0
1	VA	454	Total 3578	C 2263	N 621	O 664	S 30	7	0

- Molecule 2 is ZINC ION (three-letter code: ZN) (formula: Zn).

Mol	Chain	Residues	Atoms		AltConf
2	A	1	Total 1	Zn 1	0
2	C	1	Total 1	Zn 1	0
2	E	1	Total 1	Zn 1	0
2	G	1	Total 1	Zn 1	0
2	I	1	Total 1	Zn 1	0
2	K	1	Total 1	Zn 1	0
2	M	1	Total 1	Zn 1	0
2	O	1	Total 1	Zn 1	0
2	Q	1	Total 1	Zn 1	0
2	S	1	Total 1	Zn 1	0
2	V	1	Total 1	Zn 1	0
2	X	1	Total 1	Zn 1	0

Continued on next page...

Continued from previous page...

Mol	Chain	Residues	Atoms		AltConf
2	Z	1	Total 1	Zn 1	0
2	BA	1	Total 1	Zn 1	0
2	DA	1	Total 1	Zn 1	0
2	FA	1	Total 1	Zn 1	0
2	HA	1	Total 1	Zn 1	0
2	JA	1	Total 1	Zn 1	0
2	LA	1	Total 1	Zn 1	0
2	NA	1	Total 1	Zn 1	0
2	PA	1	Total 1	Zn 1	0
2	RA	1	Total 1	Zn 1	0
2	TA	1	Total 1	Zn 1	0
2	VA	1	Total 1	Zn 1	0

- Molecule 3 is water.

Mol	Chain	Residues	Atoms		AltConf
3	A	59	Total 59	O 59	0
3	C	58	Total 58	O 58	0
3	E	57	Total 57	O 57	0
3	G	59	Total 59	O 59	0
3	I	58	Total 58	O 58	0
3	K	57	Total 57	O 57	0
3	M	59	Total 59	O 59	0

Continued on next page...

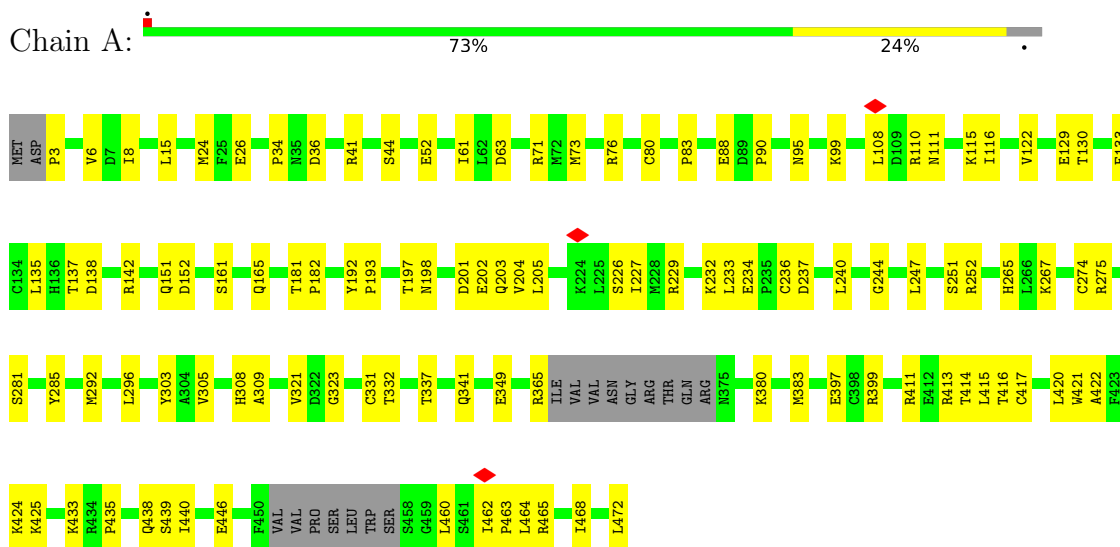
Continued from previous page...

Mol	Chain	Residues	Atoms		AltConf
3	O	58	Total 58	O 58	0
3	Q	57	Total 57	O 57	0
3	S	58	Total 58	O 58	0
3	V	59	Total 59	O 59	0
3	X	57	Total 57	O 57	0
3	Z	59	Total 59	O 59	0
3	BA	58	Total 58	O 58	0
3	DA	57	Total 57	O 57	0
3	FA	59	Total 59	O 59	0
3	HA	58	Total 58	O 58	0
3	JA	57	Total 57	O 57	0
3	LA	59	Total 59	O 59	0
3	NA	58	Total 58	O 58	0
3	PA	57	Total 57	O 57	0
3	RA	59	Total 59	O 59	0
3	TA	58	Total 58	O 58	0
3	VA	57	Total 57	O 57	0

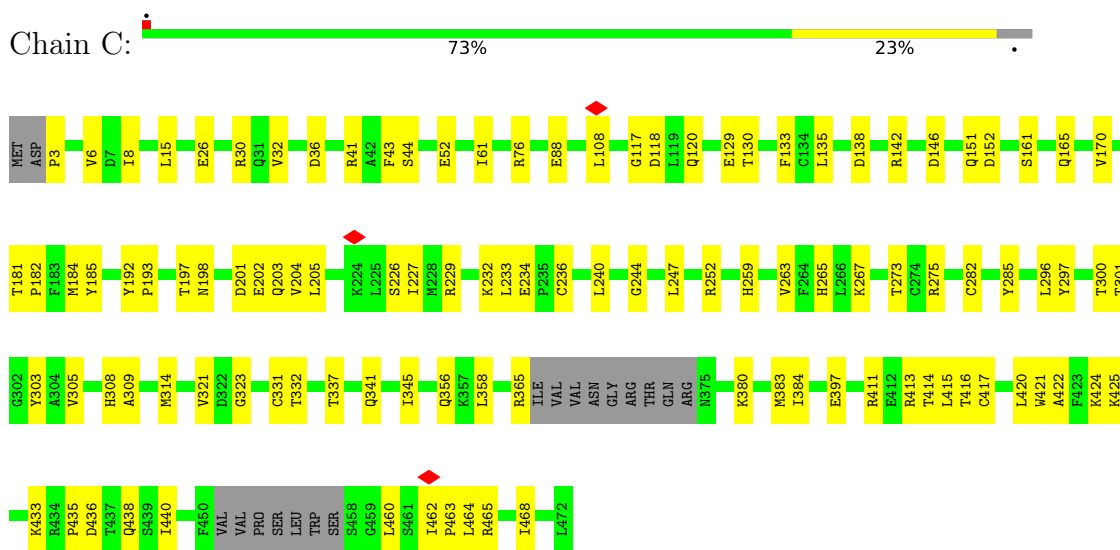
3 Residue-property plots

These plots are drawn for all protein, RNA, DNA and oligosaccharide chains in the entry. The first graphic for a chain summarises the proportions of the various outlier classes displayed in the second graphic. The second graphic shows the sequence view annotated by issues in geometry and atom inclusion in map density. Residues are color-coded according to the number of geometric quality criteria for which they contain at least one outlier: green = 0, yellow = 1, orange = 2 and red = 3 or more. A red diamond above a residue indicates a poor fit to the EM map for this residue (all-atom inclusion < 40%). Stretches of 2 or more consecutive residues without any outlier are shown as a green connector. Residues present in the sample, but not in the model, are shown in grey.


• Molecule 1: Polyprotein P1234

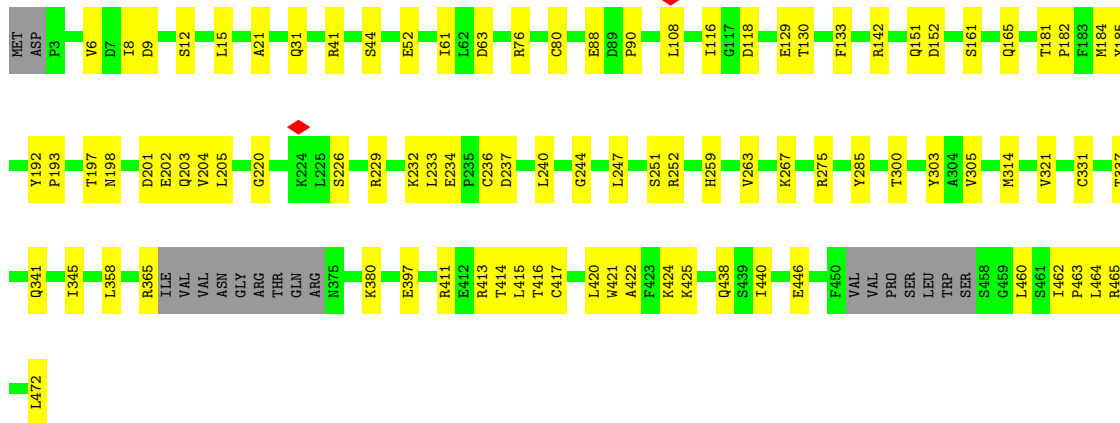


• Molecule 1: Polyprotein P1234




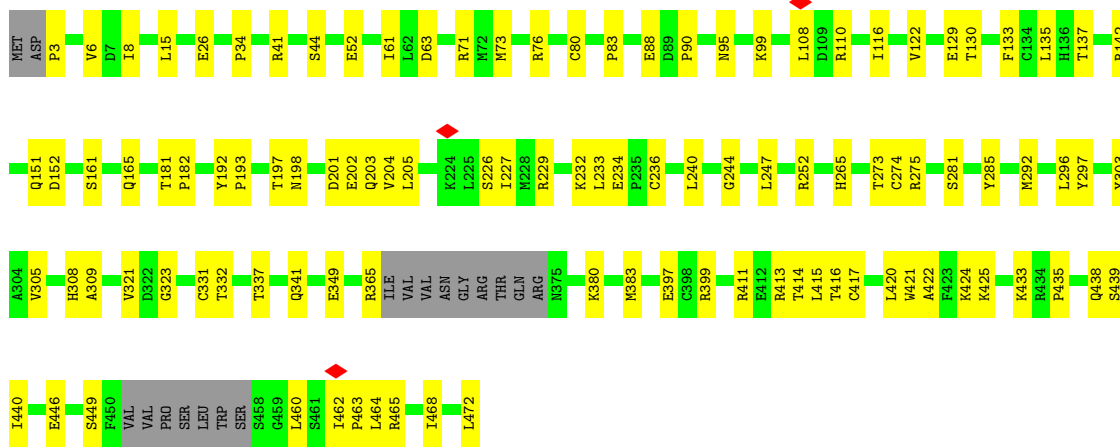
• Molecule 1: Polyprotein P1234

Chain E:  77% 19%



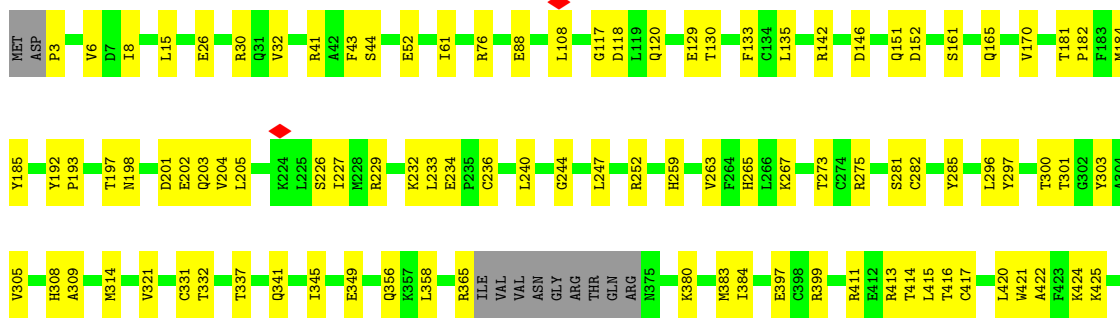
• Molecule 1: Polyprotein P1234


Chain G:  74% 22%



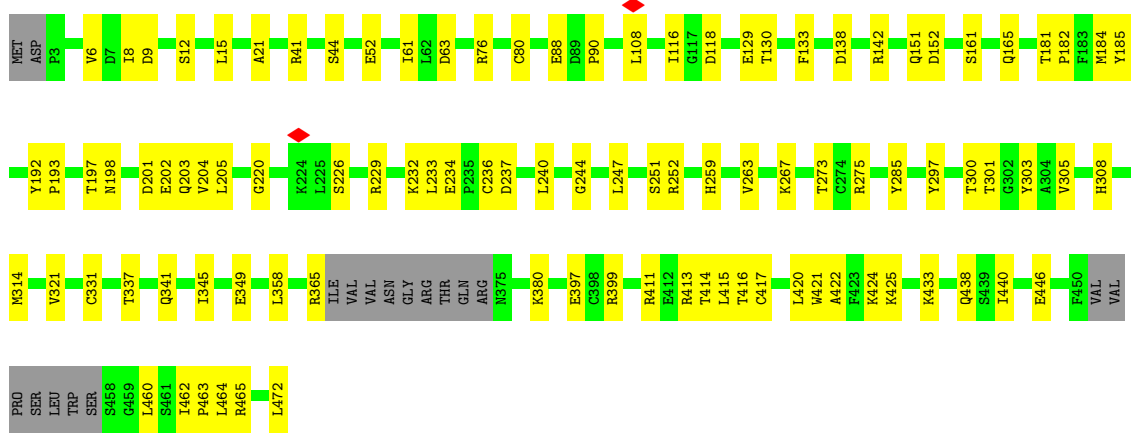
• Molecule 1: Polyprotein P1234

Chain I:  73% 23%

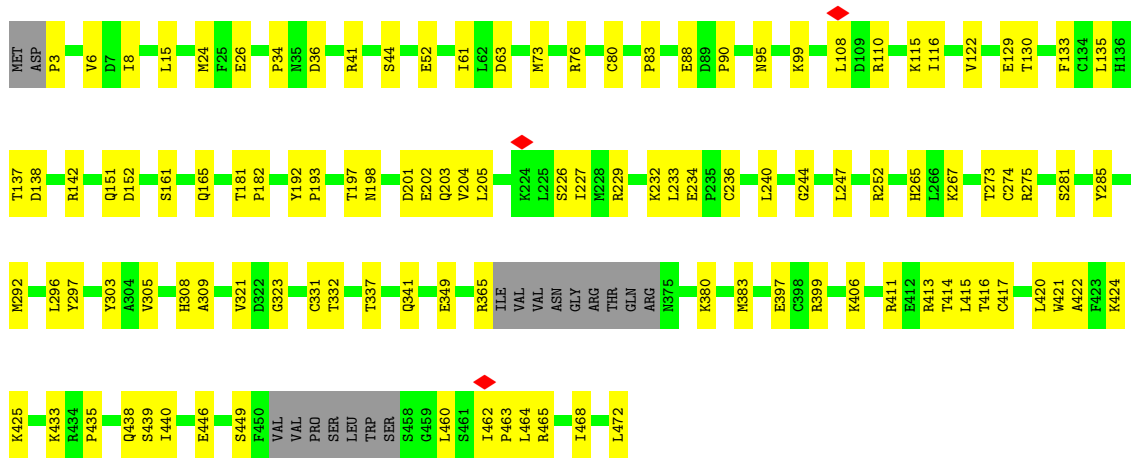




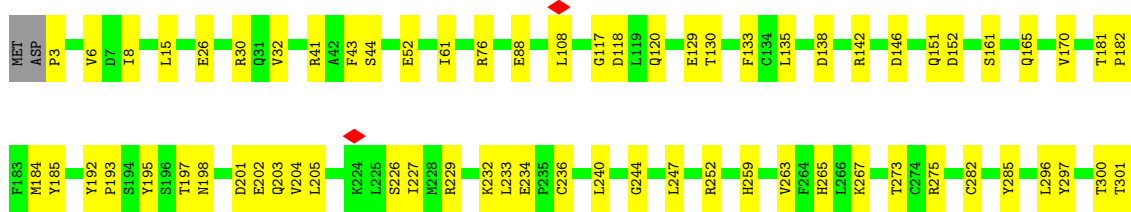
• Molecule 1: Polyprotein P1234

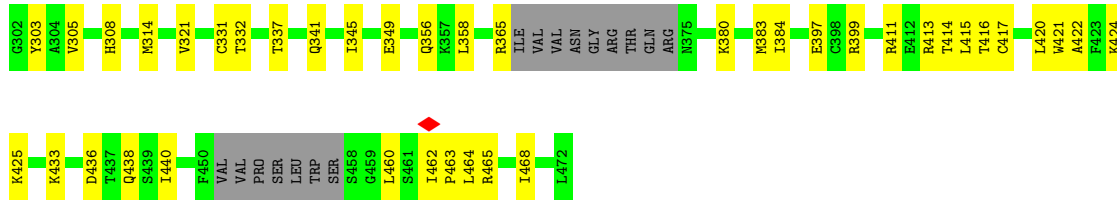


• Molecule 1: Polyprotein P1234

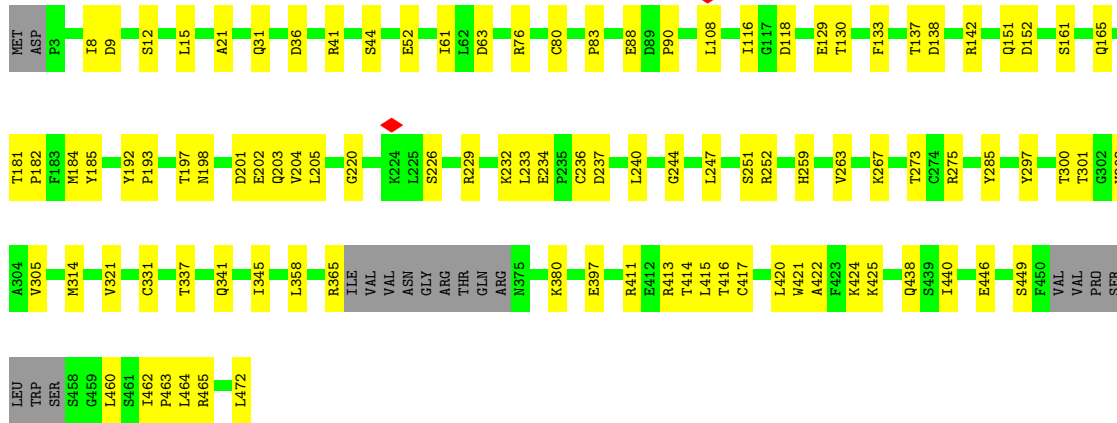
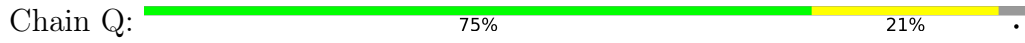


• Molecule 1: Polyprotein P1234

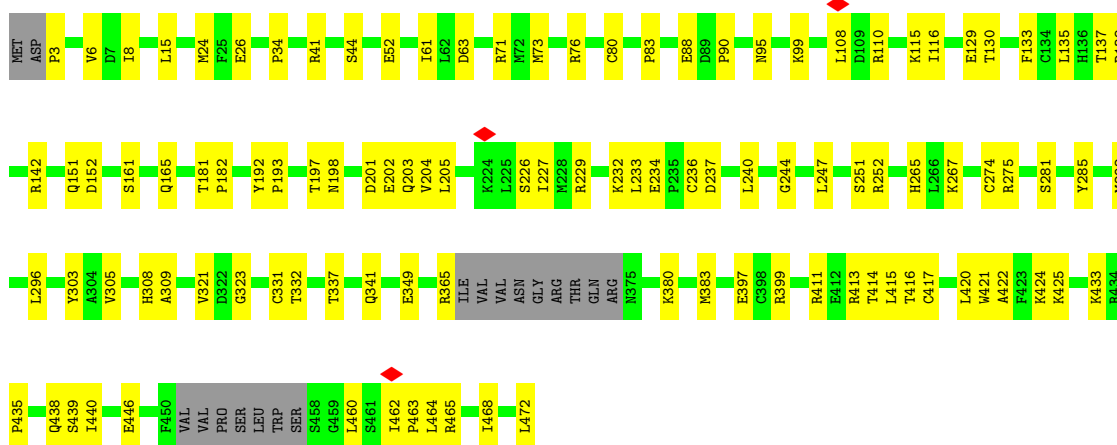




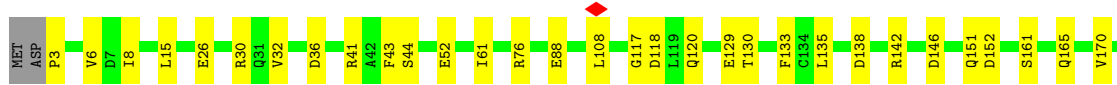
• Molecule 1: Polyprotein P1234

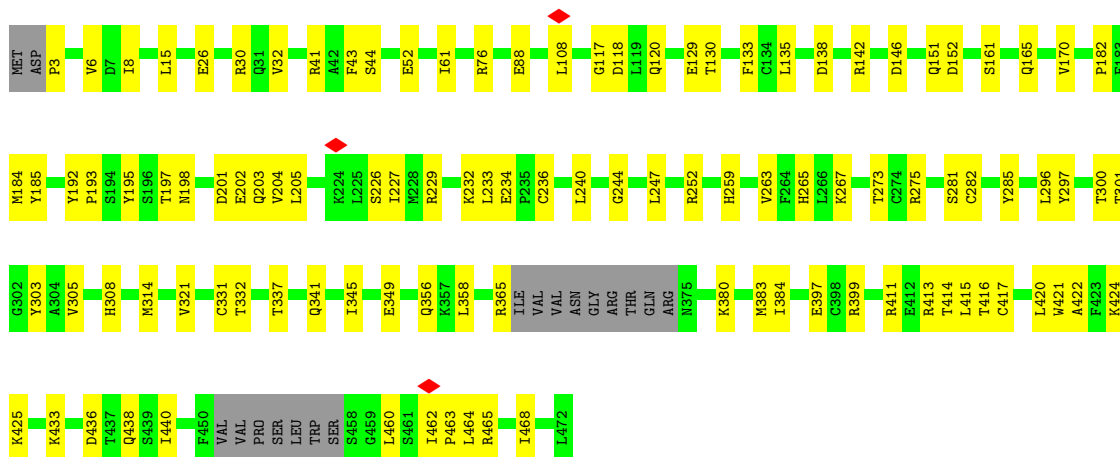


• Molecule 1: Polyprotein P1234

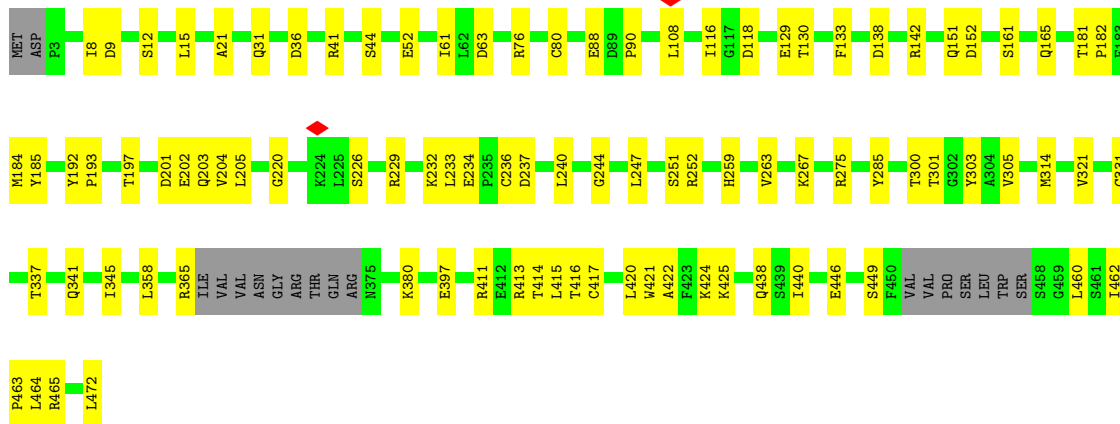
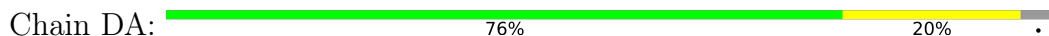


• Molecule 1: Polyprotein P1234

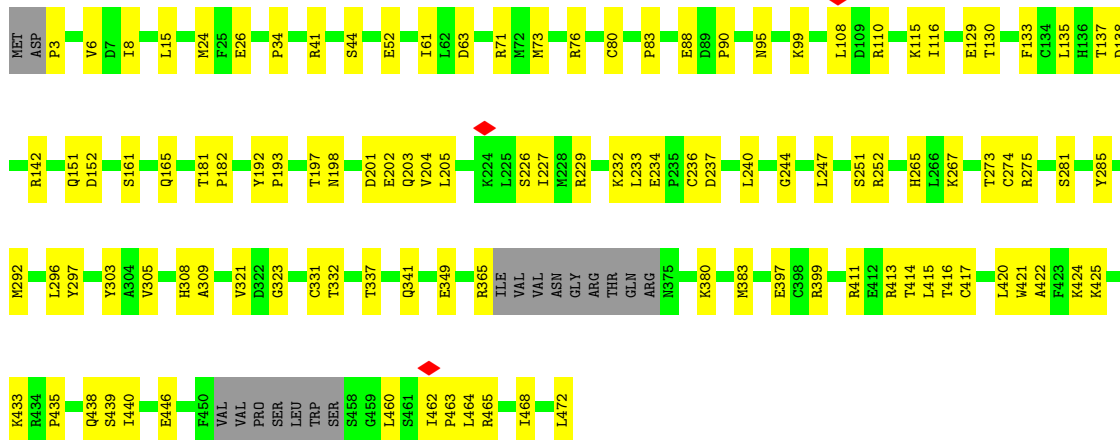




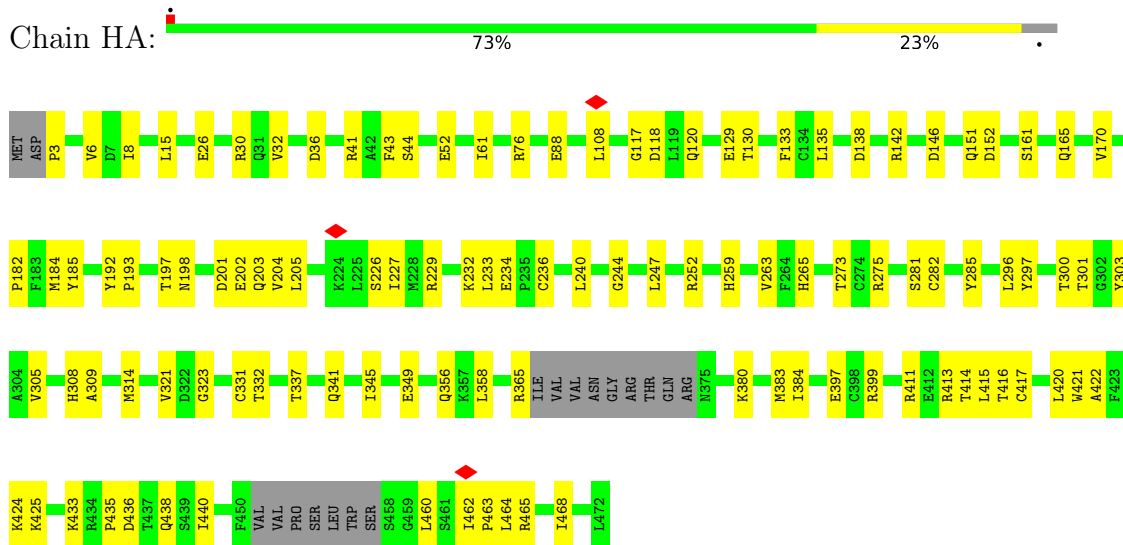
• Molecule 1: Polyprotein P1234



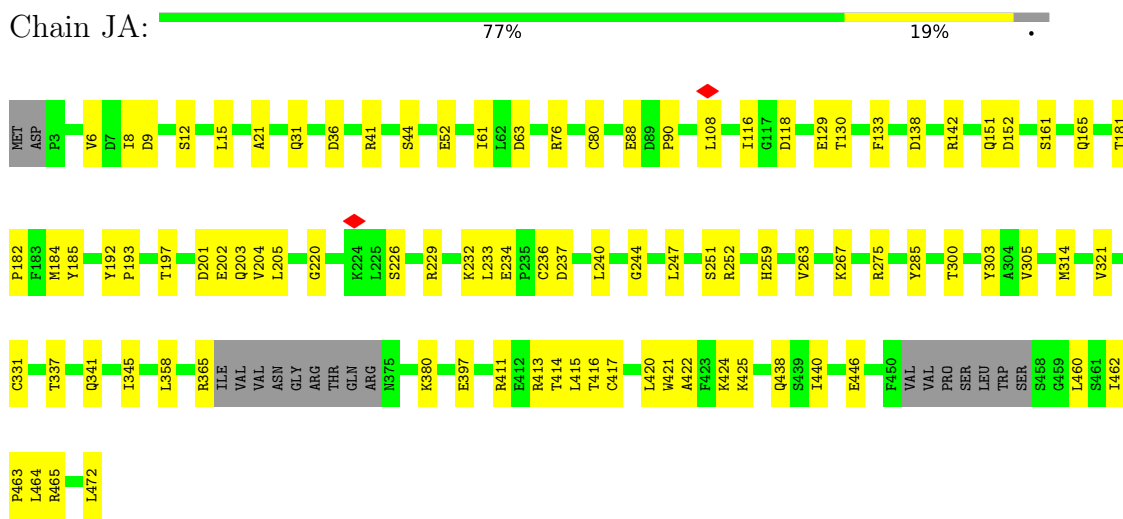
• Molecule 1: Polyprotein P1234



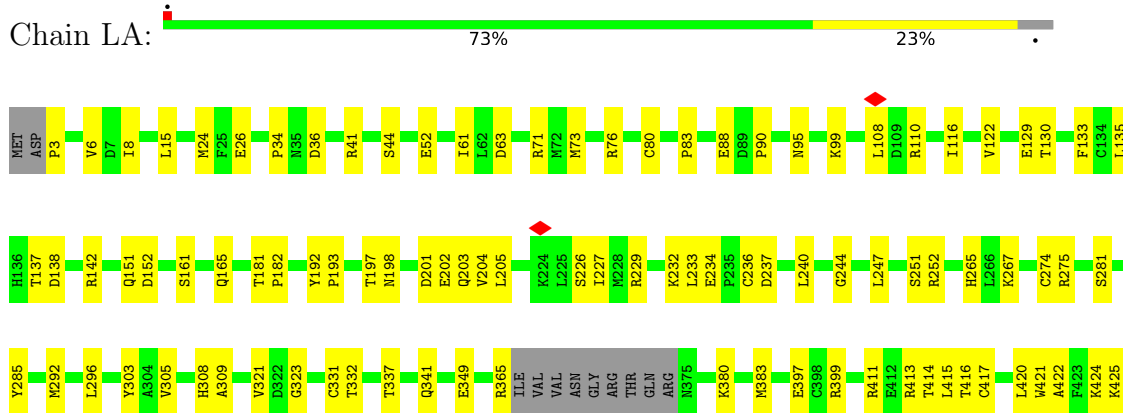
• Molecule 1: Polyprotein P1234




• Molecule 1: Polyprotein P1234

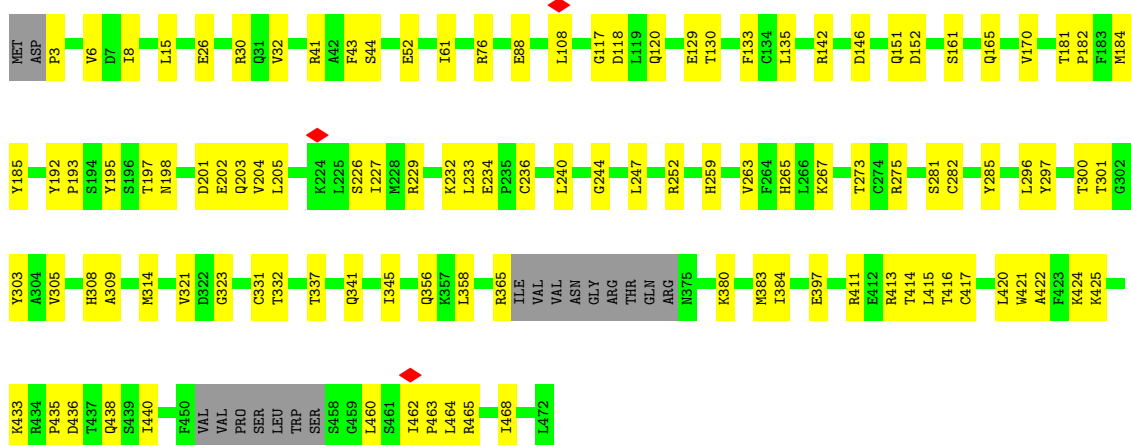
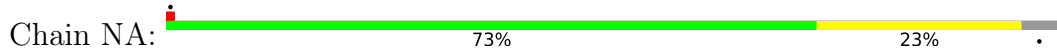


• Molecule 1: Polyprotein P1234

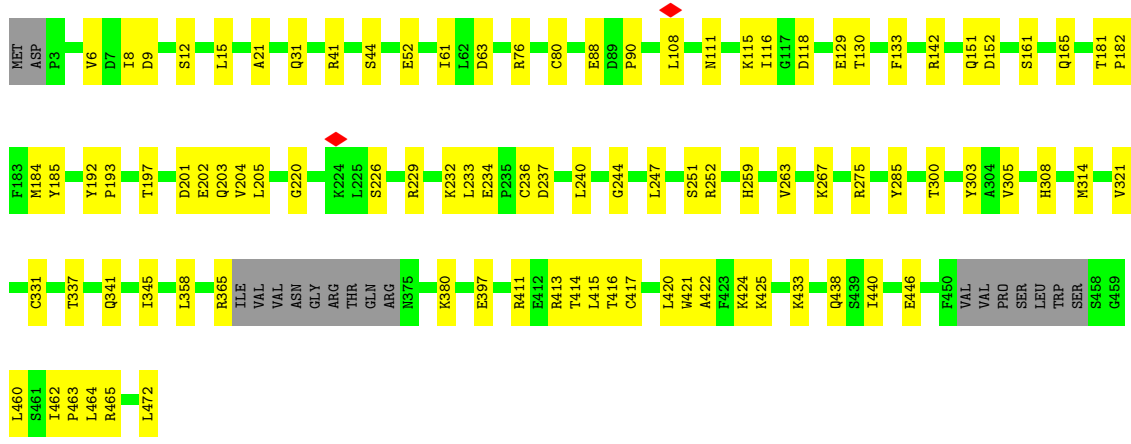
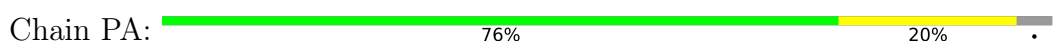




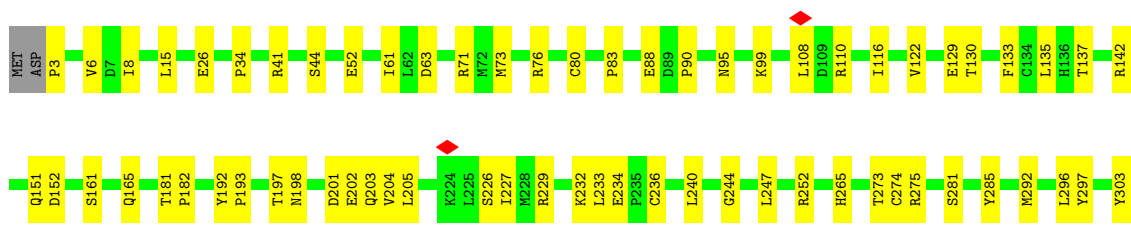
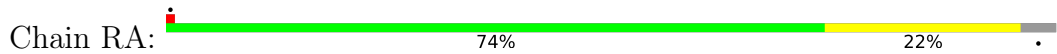
• Molecule 1: Polyprotein P1234

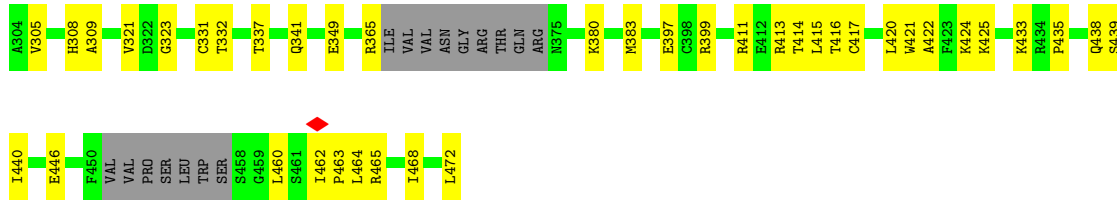


• Molecule 1: Polyprotein P1234

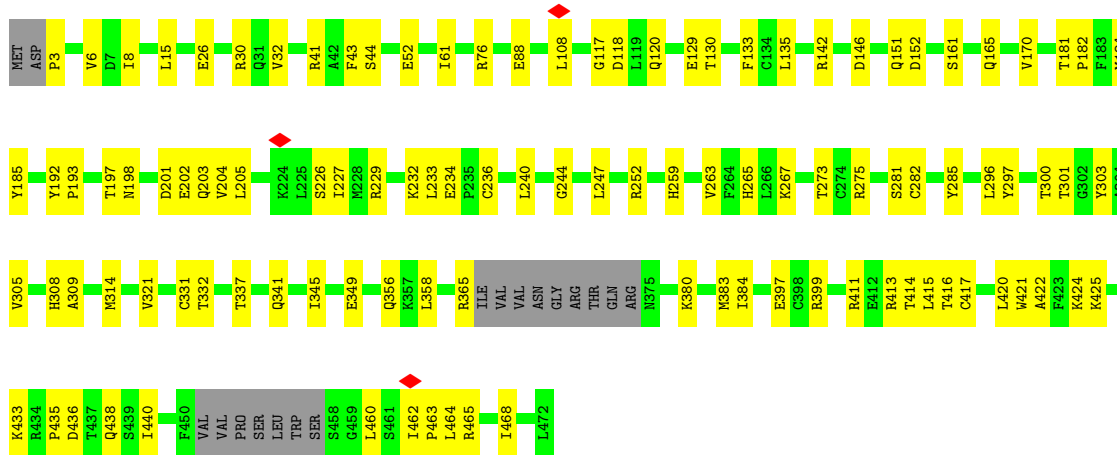
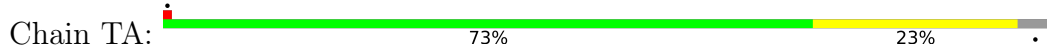


• Molecule 1: Polyprotein P1234

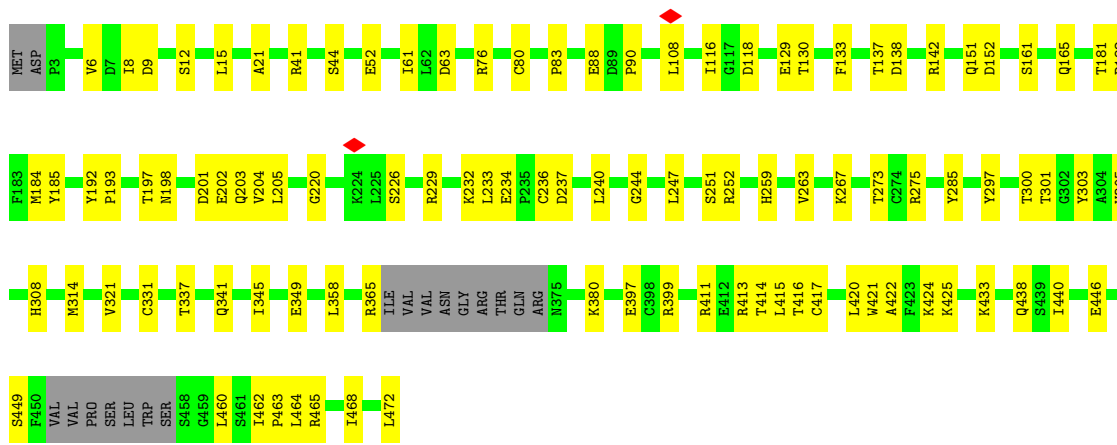
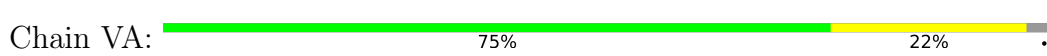




● Molecule 1: Polyprotein P1234



● Molecule 1: Polyprotein P1234



4 Experimental information

Property	Value	Source
EM reconstruction method	SINGLE PARTICLE	Depositor
Imposed symmetry	POINT, D12	Depositor
Number of particles used	47338	Depositor
Resolution determination method	FSC 0.143 CUT-OFF	Depositor
CTF correction method	PHASE FLIPPING AND AMPLITUDE CORRECTION; CTF was estimated from movie frames aligned without dose-weighting. Per particle CTF correction was also performed with polished particles.	Depositor
Microscope	FEI TITAN KRIOS	Depositor
Voltage (kV)	300	Depositor
Electron dose ($e^-/\text{\AA}^2$)	38.5	Depositor
Minimum defocus (nm)	1000	Depositor
Maximum defocus (nm)	2500	Depositor
Magnification	165000	Depositor
Image detector	GATAN K2 SUMMIT (4k x 4k)	Depositor
Maximum map value	0.091	Depositor
Minimum map value	-0.069	Depositor
Average map value	0.001	Depositor
Map value standard deviation	0.006	Depositor
Recommended contour level	0.006	Depositor
Map size (Å)	248.1, 248.1, 248.1	wwPDB
Map dimensions	300, 300, 300	wwPDB
Map angles (°)	90.0, 90.0, 90.0	wwPDB
Pixel spacing (Å)	0.827, 0.827, 0.827	Depositor

5 Model quality i

5.1 Standard geometry i

Bond lengths and bond angles in the following residue types are not validated in this section:
ZN

The Z score for a bond length (or angle) is the number of standard deviations the observed value is removed from the expected value. A bond length (or angle) with $|Z| > 5$ is considered an outlier worth inspection. RMSZ is the root-mean-square of all Z scores of the bond lengths (or angles).

Mol	Chain	Bond lengths		Bond angles	
		RMSZ	# Z >5	RMSZ	# Z >5
1	A	0.38	0/3669	0.49	1/4975 (0.0%)
1	BA	0.38	0/3669	0.49	1/4975 (0.0%)
1	C	0.38	0/3669	0.49	1/4975 (0.0%)
1	DA	0.38	0/3669	0.49	1/4975 (0.0%)
1	E	0.38	0/3669	0.49	1/4975 (0.0%)
1	FA	0.38	0/3669	0.50	1/4975 (0.0%)
1	G	0.38	0/3669	0.49	1/4975 (0.0%)
1	HA	0.38	0/3669	0.49	1/4975 (0.0%)
1	I	0.38	0/3669	0.49	1/4975 (0.0%)
1	JA	0.38	0/3669	0.49	1/4975 (0.0%)
1	K	0.38	0/3669	0.49	1/4975 (0.0%)
1	LA	0.38	0/3669	0.49	1/4975 (0.0%)
1	M	0.38	0/3669	0.49	1/4975 (0.0%)
1	NA	0.38	0/3669	0.49	1/4975 (0.0%)
1	O	0.38	0/3669	0.49	1/4975 (0.0%)
1	PA	0.38	0/3669	0.49	1/4975 (0.0%)
1	Q	0.38	0/3669	0.49	1/4975 (0.0%)
1	RA	0.38	0/3669	0.49	1/4975 (0.0%)
1	S	0.38	0/3669	0.49	1/4975 (0.0%)
1	TA	0.38	0/3669	0.49	1/4975 (0.0%)
1	V	0.38	0/3669	0.49	1/4975 (0.0%)
1	VA	0.38	0/3669	0.49	1/4975 (0.0%)
1	X	0.38	0/3669	0.49	1/4975 (0.0%)
1	Z	0.38	0/3669	0.49	1/4975 (0.0%)
All	All	0.38	0/88056	0.49	24/119400 (0.0%)

There are no bond length outliers.

All (24) bond angle outliers are listed below:

Continued on next page...

Continued from previous page...

Mol	Chain	Res	Type	Atoms	Z	Observed(°)	Ideal(°)
1	X	108	LEU	CA-CB-CG	5.19	127.23	115.30
1	E	108	LEU	CA-CB-CG	5.19	127.23	115.30
1	JA	108	LEU	CA-CB-CG	5.19	127.23	115.30
1	PA	108	LEU	CA-CB-CG	5.19	127.23	115.30
1	A	108	LEU	CA-CB-CG	5.18	127.20	115.30
1	K	108	LEU	CA-CB-CG	5.18	127.21	115.30
1	M	108	LEU	CA-CB-CG	5.18	127.20	115.30
1	Q	108	LEU	CA-CB-CG	5.18	127.21	115.30
1	LA	108	LEU	CA-CB-CG	5.18	127.20	115.30
1	VA	108	LEU	CA-CB-CG	5.18	127.21	115.30
1	DA	108	LEU	CA-CB-CG	5.17	127.20	115.30
1	RA	108	LEU	CA-CB-CG	5.17	127.19	115.30
1	O	108	LEU	CA-CB-CG	5.17	127.19	115.30
1	V	108	LEU	CA-CB-CG	5.16	127.17	115.30
1	S	108	LEU	CA-CB-CG	5.16	127.17	115.30
1	C	108	LEU	CA-CB-CG	5.16	127.17	115.30
1	HA	108	LEU	CA-CB-CG	5.16	127.17	115.30
1	TA	108	LEU	CA-CB-CG	5.15	127.15	115.30
1	G	108	LEU	CA-CB-CG	5.15	127.15	115.30
1	Z	108	LEU	CA-CB-CG	5.15	127.15	115.30
1	FA	108	LEU	CA-CB-CG	5.15	127.15	115.30
1	I	108	LEU	CA-CB-CG	5.15	127.14	115.30
1	NA	108	LEU	CA-CB-CG	5.15	127.14	115.30
1	BA	108	LEU	CA-CB-CG	5.15	127.14	115.30

There are no chirality outliers.

There are no planarity outliers.

5.2 Too-close contacts

In the following table, the Non-H and H(model) columns list the number of non-hydrogen atoms and hydrogen atoms in the chain respectively. The H(added) column lists the number of hydrogen atoms added and optimized by MolProbity. The Clashes column lists the number of clashes within the asymmetric unit, whereas Symm-Clashes lists symmetry-related clashes.

Mol	Chain	Non-H	H(model)	H(added)	Clashes	Symm-Clashes
1	A	3578	0	3536	87	0
1	BA	3578	0	3536	87	0
1	C	3578	0	3536	87	0

Continued on next page...

Continued from previous page...

Mol	Chain	Non-H	H(model)	H(added)	Clashes	Symm-Clashes
1	DA	3578	0	3536	74	0
1	E	3578	0	3536	71	0
1	FA	3578	0	3536	86	0
1	G	3578	0	3536	80	0
1	HA	3578	0	3536	84	0
1	I	3578	0	3536	86	0
1	JA	3578	0	3536	73	0
1	K	3578	0	3536	75	0
1	LA	3578	0	3536	87	0
1	M	3578	0	3536	87	0
1	NA	3578	0	3536	86	0
1	O	3578	0	3536	87	0
1	PA	3578	0	3536	72	0
1	Q	3578	0	3536	77	0
1	RA	3578	0	3536	80	0
1	S	3578	0	3536	88	0
1	TA	3578	0	3536	88	0
1	V	3578	0	3536	86	0
1	VA	3578	0	3536	80	0
1	X	3578	0	3536	71	0
1	Z	3578	0	3536	85	0
2	A	1	0	0	0	0
2	BA	1	0	0	0	0
2	C	1	0	0	0	0
2	DA	1	0	0	0	0
2	E	1	0	0	0	0
2	FA	1	0	0	0	0
2	G	1	0	0	0	0
2	HA	1	0	0	0	0
2	I	1	0	0	0	0
2	JA	1	0	0	0	0
2	K	1	0	0	0	0
2	LA	1	0	0	0	0
2	M	1	0	0	0	0
2	NA	1	0	0	0	0
2	O	1	0	0	0	0
2	PA	1	0	0	0	0
2	Q	1	0	0	0	0
2	RA	1	0	0	0	0
2	S	1	0	0	0	0
2	TA	1	0	0	0	0
2	V	1	0	0	0	0

Continued on next page...

Continued from previous page...

Mol	Chain	Non-H	H(model)	H(added)	Clashes	Symm-Clashes
2	VA	1	0	0	0	0
2	X	1	0	0	0	0
2	Z	1	0	0	0	0
3	A	59	0	0	4	0
3	BA	58	0	0	4	0
3	C	58	0	0	2	0
3	DA	57	0	0	2	0
3	E	57	0	0	2	0
3	FA	59	0	0	4	0
3	G	59	0	0	3	0
3	HA	58	0	0	3	0
3	I	58	0	0	3	0
3	JA	57	0	0	2	0
3	K	57	0	0	2	0
3	LA	59	0	0	4	0
3	M	59	0	0	4	0
3	NA	58	0	0	3	0
3	O	58	0	0	3	0
3	PA	57	0	0	2	0
3	Q	57	0	0	2	0
3	RA	59	0	0	3	0
3	S	58	0	0	4	0
3	TA	58	0	0	3	0
3	V	59	0	0	4	0
3	VA	57	0	0	2	0
3	X	57	0	0	2	0
3	Z	59	0	0	4	0
All	All	87288	0	84864	1704	0

The all-atom clashscore is defined as the number of clashes found per 1000 atoms (including hydrogen atoms). The all-atom clashscore for this structure is 10.

All (1704) close contacts within the same asymmetric unit are listed below, sorted by their clash magnitude.

Atom-1	Atom-2	Interatomic distance (Å)	Clash overlap (Å)
1:PA:52:GLU:O	1:PA:76:ARG:NH2	2.21	0.74
1:E:52:GLU:O	1:E:76:ARG:NH2	2.21	0.74
1:HA:232:LYS:HD3	1:HA:234:GLU:HG2	1.70	0.73
1:V:232:LYS:HD3	1:V:234:GLU:HG2	1.70	0.73
1:LA:52:GLU:O	1:LA:76:ARG:NH2	2.21	0.73
1:A:52:GLU:O	1:A:76:ARG:NH2	2.21	0.73

Continued on next page...

Continued from previous page...

Atom-1	Atom-2	Interatomic distance (Å)	Clash overlap (Å)
1:X:52:GLU:O	1:X:76:ARG:NH2	2.21	0.73
1:RA:52:GLU:O	1:RA:76:ARG:NH2	2.21	0.73
1:K:52:GLU:O	1:K:76:ARG:NH2	2.21	0.73
1:M:52:GLU:O	1:M:76:ARG:NH2	2.21	0.73
1:BA:232:LYS:HD3	1:BA:234:GLU:HG2	1.70	0.73
1:G:52:GLU:O	1:G:76:ARG:NH2	2.21	0.73
1:O:232:LYS:HD3	1:O:234:GLU:HG2	1.70	0.73
1:Z:52:GLU:O	1:Z:76:ARG:NH2	2.21	0.73
1:C:232:LYS:HD3	1:C:234:GLU:HG2	1.70	0.73
1:NA:232:LYS:HD3	1:NA:234:GLU:HG2	1.70	0.73
1:JA:52:GLU:O	1:JA:76:ARG:NH2	2.21	0.72
1:Q:52:GLU:O	1:Q:76:ARG:NH2	2.21	0.72
1:DA:52:GLU:O	1:DA:76:ARG:NH2	2.21	0.72
1:G:232:LYS:HD3	1:G:234:GLU:HG2	1.70	0.72
1:VA:52:GLU:O	1:VA:76:ARG:NH2	2.21	0.72
1:A:232:LYS:HD3	1:A:234:GLU:HG2	1.71	0.72
1:S:52:GLU:O	1:S:76:ARG:NH2	2.21	0.72
1:LA:232:LYS:HD3	1:LA:234:GLU:HG2	1.70	0.72
1:RA:232:LYS:HD3	1:RA:234:GLU:HG2	1.70	0.72
1:FA:52:GLU:O	1:FA:76:ARG:NH2	2.21	0.72
1:M:232:LYS:HD3	1:M:234:GLU:HG2	1.70	0.72
1:TA:232:LYS:HD3	1:TA:234:GLU:HG2	1.70	0.72
1:S:232:LYS:HD3	1:S:234:GLU:HG2	1.70	0.72
1:I:232:LYS:HD3	1:I:234:GLU:HG2	1.70	0.71
1:Z:232:LYS:HD3	1:Z:234:GLU:HG2	1.71	0.71
1:I:52:GLU:O	1:I:76:ARG:NH2	2.23	0.71
1:O:52:GLU:O	1:O:76:ARG:NH2	2.23	0.71
1:BA:52:GLU:O	1:BA:76:ARG:NH2	2.23	0.71
1:FA:232:LYS:HD3	1:FA:234:GLU:HG2	1.70	0.71
1:HA:52:GLU:O	1:HA:76:ARG:NH2	2.23	0.71
1:TA:52:GLU:O	1:TA:76:ARG:NH2	2.23	0.71
1:V:52:GLU:O	1:V:76:ARG:NH2	2.23	0.71
1:C:41[B]:ARG:NH2	3:C:1104:HOH:O	2.24	0.71
1:Z:41[B]:ARG:NH2	3:Z:1104:HOH:O	2.24	0.70
1:NA:41[B]:ARG:NH2	3:NA:1104:HOH:O	2.24	0.70
1:M:41[B]:ARG:NH2	3:M:1104:HOH:O	2.24	0.70
1:A:41[B]:ARG:NH2	3:A:1104:HOH:O	2.24	0.70
1:C:52:GLU:O	1:C:76:ARG:NH2	2.23	0.70
1:NA:52:GLU:O	1:NA:76:ARG:NH2	2.23	0.70
1:LA:41[B]:ARG:NH2	3:LA:1104:HOH:O	2.24	0.70
1:V:41[B]:ARG:NH2	3:V:1104:HOH:O	2.24	0.70

Continued on next page...

Continued from previous page...

Atom-1	Atom-2	Interatomic distance (Å)	Clash overlap (Å)
1:HA:41[B]:ARG:NH2	3:HA:1104:HOH:O	2.24	0.70
1:S:41[B]:ARG:NH2	3:S:1104:HOH:O	2.24	0.70
1:X:41[B]:ARG:NH2	3:X:1104:HOH:O	2.25	0.70
1:FA:41[B]:ARG:NH2	3:FA:1104:HOH:O	2.24	0.70
1:JA:41[B]:ARG:NH2	3:JA:1104:HOH:O	2.25	0.70
1:I:41[B]:ARG:NH2	3:I:1104:HOH:O	2.24	0.69
1:K:41[B]:ARG:NH2	3:K:1104:HOH:O	2.25	0.69
1:VA:41[B]:ARG:NH2	3:VA:1104:HOH:O	2.25	0.69
1:TA:41[B]:ARG:NH2	3:TA:1104:HOH:O	2.24	0.69
1:E:41[B]:ARG:NH2	3:E:1104:HOH:O	2.25	0.69
1:PA:41[B]:ARG:NH2	3:PA:1104:HOH:O	2.25	0.69
1:Q:203:GLN:NE2	1:Q:236:CYS:SG	2.66	0.69
1:DA:41[B]:ARG:NH2	3:DA:1104:HOH:O	2.25	0.69
1:DA:203:GLN:NE2	1:DA:236:CYS:SG	2.66	0.69
1:Q:41[B]:ARG:NH2	3:Q:1104:HOH:O	2.25	0.69
1:RA:41[B]:ARG:NH2	3:RA:1104:HOH:O	2.24	0.68
1:G:41[B]:ARG:NH2	3:G:1104:HOH:O	2.24	0.68
1:K:203:GLN:NE2	1:K:236:CYS:SG	2.66	0.68
1:O:41[B]:ARG:NH2	3:O:1104:HOH:O	2.24	0.68
1:VA:203:GLN:NE2	1:VA:236:CYS:SG	2.66	0.68
1:BA:41[B]:ARG:NH2	3:BA:1104:HOH:O	2.24	0.68
1:X:203:GLN:NE2	1:X:236:CYS:SG	2.66	0.68
1:E:203:GLN:NE2	1:E:236:CYS:SG	2.66	0.68
1:JA:203:GLN:NE2	1:JA:236:CYS:SG	2.66	0.68
1:PA:203:GLN:NE2	1:PA:236:CYS:SG	2.66	0.68
1:A:205:LEU:HD11	1:A:240:LEU:HD12	1.76	0.68
1:G:205:LEU:HD11	1:G:240:LEU:HD12	1.76	0.68
1:O:205:LEU:HD11	1:O:240:LEU:HD12	1.76	0.68
1:BA:205:LEU:HD11	1:BA:240:LEU:HD12	1.76	0.68
1:LA:205:LEU:HD11	1:LA:240:LEU:HD12	1.76	0.68
1:RA:205:LEU:HD11	1:RA:240:LEU:HD12	1.76	0.68
1:K:397:GLU:OE1	3:K:1101:HOH:O	2.12	0.68
1:VA:397:GLU:OE1	3:VA:1101:HOH:O	2.12	0.68
1:S:205:LEU:HD11	1:S:240:LEU:HD12	1.76	0.67
1:HA:205:LEU:HD11	1:HA:240:LEU:HD12	1.76	0.67
1:M:205:LEU:HD11	1:M:240:LEU:HD12	1.76	0.67
1:X:205:LEU:HD11	1:X:240:LEU:HD12	1.77	0.67
1:Z:205:LEU:HD11	1:Z:240:LEU:HD12	1.76	0.67
1:JA:205:LEU:HD11	1:JA:240:LEU:HD12	1.77	0.67
1:V:205:LEU:HD11	1:V:240:LEU:HD12	1.77	0.67
1:FA:205:LEU:HD11	1:FA:240:LEU:HD12	1.76	0.67

Continued on next page...

Continued from previous page...

Atom-1	Atom-2	Interatomic distance (Å)	Clash overlap (Å)
1:Q:397:GLU:OE1	3:Q:1101:HOH:O	2.12	0.67
1:DA:397:GLU:OE1	3:DA:1101:HOH:O	2.12	0.67
1:I:205:LEU:HD11	1:I:240:LEU:HD12	1.76	0.67
1:TA:205:LEU:HD11	1:TA:240:LEU:HD12	1.77	0.67
1:O:397:GLU:OE1	3:O:1101:HOH:O	2.13	0.66
1:BA:397:GLU:OE1	3:BA:1101:HOH:O	2.13	0.66
1:PA:205:LEU:HD11	1:PA:240:LEU:HD12	1.77	0.66
1:PA:397:GLU:OE1	3:PA:1101:HOH:O	2.12	0.66
1:E:205:LEU:HD11	1:E:240:LEU:HD12	1.77	0.66
1:E:397:GLU:OE1	3:E:1101:HOH:O	2.12	0.66
1:C:205:LEU:HD11	1:C:240:LEU:HD12	1.76	0.66
1:G:397:GLU:OE1	3:G:1101:HOH:O	2.13	0.66
1:Q:205:LEU:HD11	1:Q:240:LEU:HD12	1.77	0.66
1:DA:205:LEU:HD11	1:DA:240:LEU:HD12	1.77	0.66
1:LA:397:GLU:OE1	3:LA:1101:HOH:O	2.13	0.66
1:RA:397:GLU:OE1	3:RA:1101:HOH:O	2.13	0.66
1:X:397:GLU:OE1	3:X:1101:HOH:O	2.12	0.66
1:A:397:GLU:OE1	3:A:1101:HOH:O	2.13	0.66
1:M:397:GLU:OE1	3:M:1101:HOH:O	2.13	0.66
1:Z:397:GLU:OE1	3:Z:1101:HOH:O	2.13	0.66
1:JA:397:GLU:OE1	3:JA:1101:HOH:O	2.12	0.66
1:NA:205:LEU:HD11	1:NA:240:LEU:HD12	1.77	0.66
1:E:232:LYS:HD3	1:E:234:GLU:HG2	1.78	0.66
1:VA:205:LEU:HD11	1:VA:240:LEU:HD12	1.77	0.66
1:K:232:LYS:HD3	1:K:234:GLU:HG2	1.78	0.65
1:S:397:GLU:OE1	3:S:1101:HOH:O	2.13	0.65
1:NA:397:GLU:OE1	3:NA:1101:HOH:O	2.13	0.65
1:V:415:LEU:HG	1:V:417:CYS:H	1.61	0.65
1:FA:397:GLU:OE1	3:FA:1101:HOH:O	2.13	0.65
1:HA:415:LEU:HG	1:HA:417:CYS:H	1.61	0.65
1:PA:232:LYS:HD3	1:PA:234:GLU:HG2	1.78	0.65
1:VA:232:LYS:HD3	1:VA:234:GLU:HG2	1.78	0.65
1:C:397:GLU:OE1	3:C:1101:HOH:O	2.13	0.65
1:K:205:LEU:HD11	1:K:240:LEU:HD12	1.77	0.65
1:V:397:GLU:OE1	3:V:1101:HOH:O	2.13	0.65
1:X:415:LEU:HG	1:X:417:CYS:H	1.61	0.65
1:FA:135:LEU:HD21	1:FA:460:LEU:HD13	1.78	0.65
1:HA:397:GLU:OE1	3:HA:1101:HOH:O	2.13	0.65
1:TA:397:GLU:OE1	3:TA:1101:HOH:O	2.13	0.65
1:I:397:GLU:OE1	3:I:1101:HOH:O	2.13	0.65
1:JA:415:LEU:HG	1:JA:417:CYS:H	1.62	0.65

Continued on next page...

Continued from previous page...

Atom-1	Atom-2	Interatomic distance (Å)	Clash overlap (Å)
1:C:415:LEU:HG	1:C:417:CYS:H	1.61	0.65
1:DA:415:LEU:HG	1:DA:417:CYS:H	1.61	0.65
1:Z:135:LEU:HD21	1:Z:460:LEU:HD13	1.79	0.64
1:M:135:LEU:HD21	1:M:460:LEU:HD13	1.79	0.64
1:NA:415:LEU:HG	1:NA:417:CYS:H	1.61	0.64
1:JA:232:LYS:HD3	1:JA:234:GLU:HG2	1.78	0.64
1:O:415:LEU:HG	1:O:417:CYS:H	1.61	0.64
1:X:232:LYS:HD3	1:X:234:GLU:HG2	1.78	0.64
1:BA:415:LEU:HG	1:BA:417:CYS:H	1.61	0.64
1:Q:232:LYS:HD3	1:Q:234:GLU:HG2	1.78	0.64
1:S:135:LEU:HD21	1:S:460:LEU:HD13	1.79	0.64
1:S:424:LYS:NZ	1:S:425:LYS:O	2.31	0.64
1:G:135:LEU:HD21	1:G:460:LEU:HD13	1.78	0.64
1:JA:414:THR:O	1:JA:422:ALA:N	2.31	0.64
1:K:415:LEU:HG	1:K:417:CYS:H	1.61	0.64
1:Q:415:LEU:HG	1:Q:417:CYS:H	1.62	0.64
1:DA:232:LYS:HD3	1:DA:234:GLU:HG2	1.78	0.64
1:X:414:THR:O	1:X:422:ALA:N	2.31	0.64
1:RA:135:LEU:HD21	1:RA:460:LEU:HD13	1.79	0.64
1:E:415:LEU:HG	1:E:417:CYS:H	1.62	0.63
1:FA:193:PRO:O	1:FA:380:LYS:NZ	2.31	0.63
1:TA:415:LEU:HG	1:TA:417:CYS:H	1.61	0.63
1:VA:415:LEU:HG	1:VA:417:CYS:H	1.62	0.63
1:I:415:LEU:HG	1:I:417:CYS:H	1.61	0.63
1:PA:415:LEU:HG	1:PA:417:CYS:H	1.62	0.63
1:S:193:PRO:O	1:S:380:LYS:NZ	2.31	0.63
1:A:415:LEU:HG	1:A:417:CYS:H	1.63	0.63
1:LA:193:PRO:O	1:LA:380:LYS:NZ	2.31	0.63
1:LA:415:LEU:HG	1:LA:417:CYS:H	1.63	0.63
1:A:193:PRO:O	1:A:380:LYS:NZ	2.31	0.63
1:M:193:PRO:O	1:M:380:LYS:NZ	2.31	0.63
1:S:90:PRO:HB3	1:S:464:LEU:HD11	1.81	0.63
1:G:424:LYS:NZ	1:G:425:LYS:O	2.32	0.62
1:Z:193:PRO:O	1:Z:380:LYS:NZ	2.31	0.62
1:LA:135:LEU:HD21	1:LA:460:LEU:HD13	1.79	0.62
1:RA:193:PRO:O	1:RA:380:LYS:NZ	2.31	0.62
1:A:135:LEU:HD21	1:A:460:LEU:HD13	1.79	0.62
1:G:193:PRO:O	1:G:380:LYS:NZ	2.31	0.62
1:M:424:LYS:NZ	1:M:425:LYS:O	2.32	0.62
1:FA:415:LEU:HG	1:FA:417:CYS:H	1.63	0.62
1:Z:424:LYS:NZ	1:Z:425:LYS:O	2.32	0.62

Continued on next page...

Continued from previous page...

Atom-1	Atom-2	Interatomic distance (Å)	Clash overlap (Å)
1:LA:90:PRO:HB3	1:LA:464:LEU:HD11	1.81	0.62
1:RA:424:LYS:NZ	1:RA:425:LYS:O	2.32	0.62
1:TA:424:LYS:NZ	1:TA:425:LYS:O	2.33	0.62
1:A:90:PRO:HB3	1:A:464:LEU:HD11	1.81	0.62
1:I:424:LYS:NZ	1:I:425:LYS:O	2.33	0.62
1:LA:424:LYS:NZ	1:LA:425:LYS:O	2.32	0.62
1:A:424:LYS:NZ	1:A:425:LYS:O	2.32	0.62
1:V:414:THR:O	1:V:422:ALA:N	2.33	0.62
1:HA:414:THR:O	1:HA:422:ALA:N	2.33	0.62
1:VA:460:LEU:HD21	1:VA:465:ARG:HB2	1.81	0.62
1:K:460:LEU:HD21	1:K:465:ARG:HB2	1.81	0.62
1:BA:203:GLN:NE2	1:BA:236:CYS:SG	2.72	0.62
1:FA:90:PRO:HB3	1:FA:464:LEU:HD11	1.82	0.62
1:FA:424:LYS:NZ	1:FA:425:LYS:O	2.32	0.62
1:VA:414:THR:O	1:VA:422:ALA:N	2.31	0.62
1:C:203:GLN:NE2	1:C:236:CYS:SG	2.73	0.62
1:G:130:THR:OG1	1:G:133:PHE:O	2.18	0.62
1:O:203:GLN:NE2	1:O:236:CYS:SG	2.73	0.62
1:NA:203:GLN:NE2	1:NA:236:CYS:SG	2.72	0.62
1:TA:203:GLN:NE2	1:TA:236:CYS:SG	2.73	0.62
1:I:203:GLN:NE2	1:I:236:CYS:SG	2.73	0.62
1:K:414:THR:O	1:K:422:ALA:N	2.31	0.62
1:O:424:LYS:NZ	1:O:425:LYS:O	2.33	0.62
1:V:424:LYS:NZ	1:V:425:LYS:O	2.33	0.62
1:X:460:LEU:HD21	1:X:465:ARG:HB2	1.81	0.62
1:BA:424:LYS:NZ	1:BA:425:LYS:O	2.33	0.62
1:JA:90:PRO:HB3	1:JA:464:LEU:HD11	1.81	0.62
1:A:203:GLN:NE2	1:A:236:CYS:SG	2.73	0.62
1:C:414:THR:O	1:C:422:ALA:N	2.33	0.62
1:E:414:THR:O	1:E:422:ALA:N	2.31	0.62
1:E:460:LEU:HD21	1:E:465:ARG:HB2	1.81	0.62
1:M:130:THR:OG1	1:M:133:PHE:O	2.18	0.62
1:O:414:THR:O	1:O:422:ALA:N	2.33	0.62
1:V:203:GLN:NE2	1:V:236:CYS:SG	2.73	0.62
1:Z:130:THR:OG1	1:Z:133:PHE:O	2.18	0.62
1:BA:414:THR:O	1:BA:422:ALA:N	2.33	0.62
1:HA:203:GLN:NE2	1:HA:236:CYS:SG	2.73	0.62
1:JA:460:LEU:HD21	1:JA:465:ARG:HB2	1.81	0.62
1:LA:203:GLN:NE2	1:LA:236:CYS:SG	2.73	0.62
1:RA:130:THR:OG1	1:RA:133:PHE:O	2.18	0.62
1:S:415:LEU:HG	1:S:417:CYS:H	1.64	0.61

Continued on next page...

Continued from previous page...

Atom-1	Atom-2	Interatomic distance (Å)	Clash overlap (Å)
1:HA:424:LYS:NZ	1:HA:425:LYS:O	2.33	0.61
1:NA:414:THR:O	1:NA:422:ALA:N	2.33	0.61
1:PA:460:LEU:HD21	1:PA:465:ARG:HB2	1.81	0.61
1:S:203:GLN:NE2	1:S:236:CYS:SG	2.73	0.61
1:DA:460:LEU:HD21	1:DA:465:ARG:HB2	1.81	0.61
1:FA:203:GLN:NE2	1:FA:236:CYS:SG	2.73	0.61
1:PA:414:THR:O	1:PA:422:ALA:N	2.31	0.61
1:O:193:PRO:O	1:O:380:LYS:NZ	2.33	0.61
1:Q:414:THR:O	1:Q:422:ALA:N	2.31	0.61
1:Q:460:LEU:HD21	1:Q:465:ARG:HB2	1.81	0.61
1:S:414:THR:O	1:S:422:ALA:N	2.34	0.61
1:DA:414:THR:O	1:DA:422:ALA:N	2.31	0.61
1:M:415:LEU:HG	1:M:417:CYS:H	1.63	0.61
1:X:90:PRO:HB3	1:X:464:LEU:HD11	1.82	0.61
1:BA:193:PRO:O	1:BA:380:LYS:NZ	2.33	0.61
1:G:415:LEU:HG	1:G:417:CYS:H	1.63	0.61
1:M:90:PRO:HB3	1:M:464:LEU:HD11	1.81	0.61
1:Z:203:GLN:NE2	1:Z:236:CYS:SG	2.73	0.61
1:DA:90:PRO:HB3	1:DA:464:LEU:HD11	1.82	0.61
1:NA:424:LYS:NZ	1:NA:425:LYS:O	2.33	0.61
1:RA:90:PRO:HB3	1:RA:464:LEU:HD11	1.81	0.61
1:M:203:GLN:NE2	1:M:236:CYS:SG	2.73	0.61
1:Z:90:PRO:HB3	1:Z:464:LEU:HD11	1.81	0.61
1:Z:415:LEU:HG	1:Z:417:CYS:H	1.64	0.61
1:FA:414:THR:O	1:FA:422:ALA:N	2.34	0.61
1:A:265:HIS:ND1	1:A:446:GLU:OE1	2.30	0.61
1:C:424:LYS:NZ	1:C:425:LYS:O	2.33	0.61
1:G:203:GLN:NE2	1:G:236:CYS:SG	2.73	0.61
1:A:130:THR:OG1	1:A:133:PHE:O	2.18	0.61
1:A:414:THR:O	1:A:422:ALA:N	2.34	0.61
1:Q:90:PRO:HB3	1:Q:464:LEU:HD11	1.82	0.61
1:S:265:HIS:ND1	1:S:446:GLU:OE1	2.30	0.61
1:LA:130:THR:OG1	1:LA:133:PHE:O	2.18	0.61
1:VA:424:LYS:NZ	1:VA:425:LYS:O	2.34	0.61
1:G:90:PRO:HB3	1:G:464:LEU:HD11	1.82	0.60
1:K:424:LYS:NZ	1:K:425:LYS:O	2.34	0.60
1:LA:414:THR:O	1:LA:422:ALA:N	2.34	0.60
1:RA:203:GLN:NE2	1:RA:236:CYS:SG	2.73	0.60
1:RA:415:LEU:HG	1:RA:417:CYS:H	1.64	0.60
1:I:193:PRO:O	1:I:380:LYS:NZ	2.33	0.60
1:O:416:THR:HG22	1:O:420:LEU:H	1.66	0.60

Continued on next page...

Continued from previous page...

Atom-1	Atom-2	Interatomic distance (Å)	Clash overlap (Å)
1:Q:424:LYS:NZ	1:Q:425:LYS:O	2.34	0.60
1:C:193:PRO:O	1:C:380:LYS:NZ	2.33	0.60
1:I:416:THR:HG22	1:I:420:LEU:H	1.66	0.60
1:K:90:PRO:HB3	1:K:464:LEU:HD11	1.82	0.60
1:FA:265:HIS:ND1	1:FA:446:GLU:OE1	2.30	0.60
1:LA:265:HIS:ND1	1:LA:446:GLU:OE1	2.30	0.60
1:LA:337:THR:HG22	1:LA:341:GLN:HE21	1.66	0.60
1:TA:193:PRO:O	1:TA:380:LYS:NZ	2.33	0.60
1:TA:416:THR:HG22	1:TA:420:LEU:H	1.66	0.60
1:A:337:THR:HG22	1:A:341:GLN:HE21	1.66	0.60
1:C:416:THR:HG22	1:C:420:LEU:H	1.66	0.60
1:S:130:THR:OG1	1:S:133:PHE:O	2.18	0.60
1:V:193:PRO:O	1:V:380:LYS:NZ	2.33	0.60
1:DA:424:LYS:NZ	1:DA:425:LYS:O	2.34	0.60
1:JA:424:LYS:NZ	1:JA:425:LYS:O	2.34	0.60
1:NA:193:PRO:O	1:NA:380:LYS:NZ	2.33	0.60
1:E:424:LYS:NZ	1:E:425:LYS:O	2.34	0.60
1:I:337:THR:HG22	1:I:341:GLN:HE21	1.67	0.60
1:BA:416:THR:HG22	1:BA:420:LEU:H	1.66	0.60
1:HA:193:PRO:O	1:HA:380:LYS:NZ	2.33	0.60
1:NA:416:THR:HG22	1:NA:420:LEU:H	1.66	0.60
1:X:337:THR:HG22	1:X:341:GLN:HE21	1.67	0.60
1:X:424:LYS:NZ	1:X:425:LYS:O	2.34	0.60
1:FA:130:THR:OG1	1:FA:133:PHE:O	2.18	0.60
1:C:337:THR:HG22	1:C:341:GLN:HE21	1.67	0.60
1:E:416:THR:HG22	1:E:420:LEU:H	1.66	0.60
1:G:265:HIS:ND1	1:G:446:GLU:OE1	2.30	0.60
1:K:416:THR:HG22	1:K:420:LEU:H	1.66	0.60
1:BA:337:THR:HG22	1:BA:341:GLN:HE21	1.67	0.60
1:JA:337:THR:HG22	1:JA:341:GLN:HE21	1.67	0.60
1:PA:424:LYS:NZ	1:PA:425:LYS:O	2.34	0.60
1:TA:337:THR:HG22	1:TA:341:GLN:HE21	1.67	0.60
1:O:337:THR:HG22	1:O:341:GLN:HE21	1.67	0.60
1:S:337:THR:HG22	1:S:341:GLN:HE21	1.66	0.60
1:FA:337:THR:HG22	1:FA:341:GLN:HE21	1.66	0.60
1:NA:337:THR:HG22	1:NA:341:GLN:HE21	1.67	0.60
1:PA:416:THR:HG22	1:PA:420:LEU:H	1.67	0.60
1:RA:265:HIS:ND1	1:RA:446:GLU:OE1	2.30	0.60
1:VA:90:PRO:HB3	1:VA:464:LEU:HD11	1.82	0.60
1:E:90:PRO:HB3	1:E:464:LEU:HD11	1.82	0.60
1:PA:90:PRO:HB3	1:PA:464:LEU:HD11	1.82	0.60

Continued on next page...

Continued from previous page...

Atom-1	Atom-2	Interatomic distance (Å)	Clash overlap (Å)
1:I:414:THR:O	1:I:422:ALA:N	2.33	0.60
1:TA:414:THR:O	1:TA:422:ALA:N	2.33	0.60
1:VA:416:THR:HG22	1:VA:420:LEU:H	1.67	0.60
1:G:337:THR:HG22	1:G:341:GLN:HE21	1.67	0.59
1:RA:337:THR:HG22	1:RA:341:GLN:HE21	1.66	0.59
1:E:337:THR:HG22	1:E:341:GLN:HE21	1.67	0.59
1:TA:130:THR:OG1	1:TA:133:PHE:O	2.18	0.59
1:K:337:THR:HG22	1:K:341:GLN:HE21	1.67	0.59
1:X:416:THR:HG22	1:X:420:LEU:H	1.67	0.59
1:JA:416:THR:HG22	1:JA:420:LEU:H	1.66	0.59
1:PA:337:THR:HG22	1:PA:341:GLN:HE21	1.67	0.59
1:VA:337:THR:HG22	1:VA:341:GLN:HE21	1.67	0.59
1:I:130:THR:OG1	1:I:133:PHE:O	2.18	0.59
1:Z:414:THR:O	1:Z:422:ALA:N	2.34	0.59
1:I:438:GLN:NE2	1:K:244:GLY:O	2.35	0.59
1:HA:416:THR:HG22	1:HA:420:LEU:H	1.66	0.59
1:JA:193:PRO:O	1:JA:380:LYS:NZ	2.35	0.59
1:TA:438:GLN:NE2	1:VA:244:GLY:O	2.35	0.59
1:E:193:PRO:O	1:E:380:LYS:NZ	2.35	0.59
1:M:414:THR:O	1:M:422:ALA:N	2.34	0.59
1:Q:337:THR:HG22	1:Q:341:GLN:HE21	1.67	0.59
1:V:416:THR:HG22	1:V:420:LEU:H	1.66	0.59
1:Z:337:THR:HG22	1:Z:341:GLN:HE21	1.66	0.59
1:RA:414:THR:O	1:RA:422:ALA:N	2.34	0.59
1:DA:337:THR:HG22	1:DA:341:GLN:HE21	1.67	0.59
1:G:44:SER:HB3	1:G:151:GLN:HE21	1.68	0.59
1:M:337:THR:HG22	1:M:341:GLN:HE21	1.67	0.59
1:X:193:PRO:O	1:X:380:LYS:NZ	2.35	0.59
1:RA:44:SER:HB3	1:RA:151:GLN:HE21	1.68	0.59
1:PA:193:PRO:O	1:PA:380:LYS:NZ	2.36	0.59
1:S:416:THR:HG22	1:S:420:LEU:H	1.68	0.58
1:V:337:THR:HG22	1:V:341:GLN:HE21	1.67	0.58
1:RA:416:THR:HG22	1:RA:420:LEU:H	1.68	0.58
1:Z:44:SER:HB3	1:Z:151:GLN:HE21	1.68	0.58
1:HA:337:THR:HG22	1:HA:341:GLN:HE21	1.67	0.58
1:G:414:THR:O	1:G:422:ALA:N	2.34	0.58
1:M:44:SER:HB3	1:M:151:GLN:HE21	1.68	0.58
1:Z:416:THR:HG22	1:Z:420:LEU:H	1.68	0.58
1:K:301:THR:HG1	1:K:303:TYR:HD2	1.52	0.58
1:S:44:SER:HB3	1:S:151:GLN:HE21	1.68	0.58
1:DA:416:THR:HG22	1:DA:420:LEU:H	1.67	0.58

Continued on next page...

Continued from previous page...

Atom-1	Atom-2	Interatomic distance (Å)	Clash overlap (Å)
1:FA:44:SER:HB3	1:FA:151:GLN:HE21	1.68	0.58
1:Q:416:THR:HG22	1:Q:420:LEU:H	1.67	0.58
1:FA:416:THR:HG22	1:FA:420:LEU:H	1.69	0.58
1:A:44:SER:HB3	1:A:151:GLN:HE21	1.68	0.58
1:HA:438:GLN:NE2	1:JA:244:GLY:O	2.35	0.58
1:LA:416:THR:HG22	1:LA:420:LEU:H	1.69	0.58
1:C:130:THR:OG1	1:C:133:PHE:O	2.18	0.57
1:C:436:ASP:OD2	1:E:380:LYS:HE2	2.04	0.57
1:LA:44:SER:HB3	1:LA:151:GLN:HE21	1.68	0.57
1:G:416:THR:HG22	1:G:420:LEU:H	1.69	0.57
1:I:436:ASP:OD2	1:K:380:LYS:HE2	2.04	0.57
1:V:438:GLN:NE2	1:X:244:GLY:O	2.35	0.57
1:Z:265:HIS:ND1	1:Z:446:GLU:OE1	2.30	0.57
1:VA:301:THR:HG1	1:VA:303:TYR:HD2	1.53	0.57
1:A:416:THR:HG22	1:A:420:LEU:H	1.69	0.57
1:O:436:ASP:OD2	1:Q:380:LYS:HE2	2.05	0.57
1:DA:193:PRO:O	1:DA:380:LYS:NZ	2.36	0.57
1:NA:436:ASP:OD2	1:PA:380:LYS:HE2	2.05	0.57
1:TA:436:ASP:OD2	1:VA:380:LYS:HE2	2.04	0.57
1:M:416:THR:HG22	1:M:420:LEU:H	1.69	0.57
1:V:436:ASP:OD2	1:X:380:LYS:HE2	2.05	0.57
1:BA:436:ASP:OD2	1:DA:380:LYS:HE2	2.05	0.57
1:K:193:PRO:O	1:K:380:LYS:NZ	2.36	0.57
1:Q:193:PRO:O	1:Q:380:LYS:NZ	2.36	0.57
1:HA:436:ASP:OD2	1:JA:380:LYS:HE2	2.05	0.57
1:V:204:VAL:HG12	1:V:321:VAL:HG21	1.86	0.57
1:C:438:GLN:NE2	1:E:244:GLY:O	2.35	0.57
1:RA:305:VAL:HG21	1:TA:247:LEU:HB2	1.87	0.57
1:VA:130:THR:OG1	1:VA:133:PHE:O	2.18	0.57
1:G:305:VAL:HG21	1:I:247:LEU:HB2	1.87	0.57
1:LA:305:VAL:HG21	1:NA:247:LEU:HB2	1.87	0.57
1:VA:193:PRO:O	1:VA:380:LYS:NZ	2.36	0.57
1:M:265:HIS:ND1	1:M:446:GLU:OE1	2.30	0.57
1:O:204:VAL:HG12	1:O:321:VAL:HG21	1.86	0.57
1:Q:161:SER:O	1:Q:165:GLN:HG2	2.05	0.57
1:BA:130:THR:OG1	1:BA:133:PHE:O	2.18	0.57
1:HA:204:VAL:HG12	1:HA:321:VAL:HG21	1.87	0.57
1:NA:438:GLN:NE2	1:PA:244:GLY:O	2.35	0.57
1:O:438:GLN:NE2	1:Q:244:GLY:O	2.35	0.56
1:DA:161:SER:O	1:DA:165:GLN:HG2	2.05	0.56
1:NA:421:TRP:O	1:PA:226:SER:HB3	2.05	0.56

Continued on next page...

Continued from previous page...

Atom-1	Atom-2	Interatomic distance (Å)	Clash overlap (Å)
1:K:130:THR:OG1	1:K:133:PHE:O	2.18	0.56
1:K:161:SER:O	1:K:165:GLN:HG2	2.05	0.56
1:O:130:THR:OG1	1:O:133:PHE:O	2.18	0.56
1:BA:204:VAL:HG12	1:BA:321:VAL:HG21	1.86	0.56
1:A:247:LEU:HB2	1:X:305:VAL:HG21	1.87	0.56
1:A:305:VAL:HG21	1:C:247:LEU:HB2	1.88	0.56
1:C:421:TRP:O	1:E:226:SER:HB3	2.05	0.56
1:E:305:VAL:HG21	1:G:247:LEU:HB2	1.87	0.56
1:I:204:VAL:HG12	1:I:321:VAL:HG21	1.86	0.56
1:I:421:TRP:O	1:K:226:SER:HB3	2.05	0.56
1:BA:152:ASP:OD1	1:BA:285:TYR:OH	2.24	0.56
1:BA:438:GLN:NE2	1:DA:244:GLY:O	2.35	0.56
1:JA:305:VAL:HG21	1:LA:247:LEU:HB2	1.87	0.56
1:TA:204:VAL:HG12	1:TA:321:VAL:HG21	1.87	0.56
1:VA:161:SER:O	1:VA:165:GLN:HG2	2.05	0.56
1:O:152:ASP:OD1	1:O:285:TYR:OH	2.24	0.56
1:V:161:SER:O	1:V:165:GLN:HG2	2.06	0.56
1:HA:161:SER:O	1:HA:165:GLN:HG2	2.06	0.56
1:JA:161:SER:O	1:JA:165:GLN:HG2	2.05	0.56
1:PA:305:VAL:HG21	1:RA:247:LEU:HB2	1.87	0.56
1:TA:421:TRP:O	1:VA:226:SER:HB3	2.05	0.56
1:G:116:ILE:HG23	1:G:472:LEU:HD13	1.88	0.56
1:X:161:SER:O	1:X:165:GLN:HG2	2.05	0.56
1:BA:161:SER:O	1:BA:165:GLN:HG2	2.06	0.56
1:O:161:SER:O	1:O:165:GLN:HG2	2.06	0.56
1:FA:305:VAL:HG21	1:HA:247:LEU:HB2	1.87	0.56
1:NA:130:THR:OG1	1:NA:133:PHE:O	2.18	0.56
1:S:305:VAL:HG21	1:V:247:LEU:HB2	1.87	0.56
1:RA:116:ILE:HG23	1:RA:472:LEU:HD13	1.88	0.56
1:C:204:VAL:HG12	1:C:321:VAL:HG21	1.86	0.56
1:E:161:SER:O	1:E:165:GLN:HG2	2.05	0.56
1:E:421:TRP:O	1:G:226:SER:HB3	2.06	0.56
1:Z:305:VAL:HG21	1:BA:247:LEU:HB2	1.87	0.56
1:FA:116:ILE:HG23	1:FA:472:LEU:HD13	1.88	0.56
1:JA:130:THR:OG1	1:JA:133:PHE:O	2.18	0.56
1:C:161:SER:O	1:C:165:GLN:HG2	2.06	0.56
1:M:305:VAL:HG21	1:O:247:LEU:HB2	1.87	0.56
1:NA:161:SER:O	1:NA:165:GLN:HG2	2.06	0.56
1:NA:204:VAL:HG12	1:NA:321:VAL:HG21	1.87	0.56
1:PA:161:SER:O	1:PA:165:GLN:HG2	2.06	0.55
1:VA:44:SER:HB3	1:VA:151:GLN:HE21	1.71	0.55

Continued on next page...

Continued from previous page...

Atom-1	Atom-2	Interatomic distance (Å)	Clash overlap (Å)
1:S:116:ILE:HG23	1:S:472:LEU:HD13	1.88	0.55
1:PA:421:TRP:O	1:RA:226:SER:HB3	2.06	0.55
1:X:44:SER:HB3	1:X:151:GLN:HE21	1.71	0.55
1:TA:161:SER:O	1:TA:165:GLN:HG2	2.06	0.55
1:I:161:SER:O	1:I:165:GLN:HG2	2.06	0.55
1:Z:116:ILE:HG23	1:Z:472:LEU:HD13	1.88	0.55
1:DA:421:TRP:O	1:FA:226:SER:HB3	2.06	0.55
1:HA:421:TRP:O	1:JA:226:SER:HB3	2.05	0.55
1:LA:129:GLU:HG3	1:LA:142:ARG:HB2	1.88	0.55
1:A:129:GLU:HG3	1:A:142:ARG:HB2	1.88	0.55
1:M:116:ILE:HG23	1:M:472:LEU:HD13	1.88	0.55
1:V:421:TRP:O	1:X:226:SER:HB3	2.05	0.55
1:DA:44:SER:HB3	1:DA:151:GLN:HE21	1.71	0.55
1:K:44:SER:HB3	1:K:151:GLN:HE21	1.71	0.55
1:S:129:GLU:HG3	1:S:142:ARG:HB2	1.88	0.55
1:FA:129:GLU:HG3	1:FA:142:ARG:HB2	1.88	0.55
1:K:305:VAL:HG21	1:M:247:LEU:HB2	1.87	0.55
1:K:421:TRP:O	1:M:226:SER:HB3	2.06	0.55
1:Q:44:SER:HB3	1:Q:151:GLN:HE21	1.71	0.55
1:Q:421:TRP:O	1:S:226:SER:HB3	2.06	0.55
1:Z:247:LEU:HB2	1:VA:305:VAL:HG21	1.87	0.55
1:E:44:SER:HB3	1:E:151:GLN:HE21	1.71	0.55
1:Z:129:GLU:HG3	1:Z:142:ARG:HB2	1.88	0.55
1:BA:421:TRP:O	1:DA:226:SER:HB3	2.05	0.55
1:FA:421:TRP:O	1:HA:226:SER:HB3	2.07	0.55
1:HA:413:ARG:HB3	1:HA:421:TRP:HB3	1.89	0.55
1:JA:44:SER:HB3	1:JA:151:GLN:HE21	1.71	0.55
1:A:226:SER:HB3	1:X:421:TRP:O	2.06	0.55
1:G:421:TRP:O	1:I:226:SER:HB3	2.07	0.55
1:M:129:GLU:HG3	1:M:142:ARG:HB2	1.88	0.55
1:O:421:TRP:O	1:Q:226:SER:HB3	2.05	0.55
1:Q:305:VAL:HG21	1:S:247:LEU:HB2	1.87	0.55
1:S:421:TRP:O	1:V:226:SER:HB3	2.07	0.55
1:V:130:THR:OG1	1:V:133:PHE:O	2.18	0.55
1:V:413:ARG:HB3	1:V:421:TRP:HB3	1.89	0.55
1:RA:421:TRP:O	1:TA:226:SER:HB3	2.07	0.55
1:O:413:ARG:HB3	1:O:421:TRP:HB3	1.89	0.55
1:DA:305:VAL:HG21	1:FA:247:LEU:HB2	1.87	0.55
1:HA:130:THR:OG1	1:HA:133:PHE:O	2.18	0.55
1:LA:116:ILE:HG23	1:LA:472:LEU:HD13	1.88	0.55
1:PA:44:SER:HB3	1:PA:151:GLN:HE21	1.71	0.55

Continued on next page...

Continued from previous page...

Atom-1	Atom-2	Interatomic distance (Å)	Clash overlap (Å)
1:A:116:ILE:HG23	1:A:472:LEU:HD13	1.88	0.54
1:Q:152:ASP:OD1	1:Q:285:TYR:OH	2.24	0.54
1:Z:226:SER:HB3	1:VA:421:TRP:O	2.06	0.54
1:BA:413:ARG:HB3	1:BA:421:TRP:HB3	1.89	0.54
1:JA:421:TRP:O	1:LA:226:SER:HB3	2.06	0.54
1:G:129:GLU:HG3	1:G:142:ARG:HB2	1.89	0.54
1:V:460:LEU:HD21	1:V:465:ARG:HB2	1.90	0.54
1:DA:130:THR:OG1	1:DA:133:PHE:O	2.17	0.54
1:DA:152:ASP:OD1	1:DA:285:TYR:OH	2.25	0.54
1:C:460:LEU:HD21	1:C:465:ARG:HB2	1.90	0.54
1:S:161:SER:O	1:S:165:GLN:HG2	2.08	0.54
1:LA:152:ASP:OD1	1:LA:285:TYR:OH	2.25	0.54
1:NA:460:LEU:HD21	1:NA:465:ARG:HB2	1.90	0.54
1:A:152:ASP:OD1	1:A:285:TYR:OH	2.25	0.54
1:FA:161:SER:O	1:FA:165:GLN:HG2	2.08	0.54
1:A:421:TRP:O	1:C:226:SER:HB3	2.07	0.54
1:M:152:ASP:OD1	1:M:285:TYR:OH	2.25	0.54
1:X:116:ILE:HG23	1:X:472:LEU:HD13	1.89	0.54
1:Z:421:TRP:O	1:BA:226:SER:HB3	2.07	0.54
1:FA:152:ASP:OD1	1:FA:285:TYR:OH	2.25	0.54
1:HA:460:LEU:HD21	1:HA:465:ARG:HB2	1.90	0.54
1:LA:421:TRP:O	1:NA:226:SER:HB3	2.07	0.54
1:RA:129:GLU:HG3	1:RA:142:ARG:HB2	1.89	0.54
1:M:421:TRP:O	1:O:226:SER:HB3	2.07	0.54
1:Q:130:THR:OG1	1:Q:133:PHE:O	2.18	0.54
1:HA:152:ASP:OD1	1:HA:285:TYR:OH	2.24	0.54
1:TA:460:LEU:HD21	1:TA:465:ARG:HB2	1.89	0.54
1:A:161:SER:O	1:A:165:GLN:HG2	2.08	0.54
1:C:413:ARG:HB3	1:C:421:TRP:HB3	1.89	0.54
1:V:152:ASP:OD1	1:V:285:TYR:OH	2.24	0.54
1:LA:161:SER:O	1:LA:165:GLN:HG2	2.08	0.54
1:NA:413:ARG:HB3	1:NA:421:TRP:HB3	1.89	0.54
1:A:83:PRO:HB3	1:A:137:THR:HG22	1.90	0.54
1:E:116:ILE:HG23	1:E:472:LEU:HD13	1.89	0.54
1:O:460:LEU:HD21	1:O:465:ARG:HB2	1.90	0.54
1:PA:116:ILE:HG23	1:PA:472:LEU:HD13	1.89	0.54
1:I:152:ASP:OD1	1:I:285:TYR:OH	2.24	0.54
1:K:116:ILE:HG23	1:K:472:LEU:HD13	1.89	0.54
1:LA:83:PRO:HB3	1:LA:137:THR:HG22	1.90	0.54
1:NA:305:VAL:HG21	1:PA:247:LEU:HB2	1.90	0.54
1:Q:301:THR:HG1	1:Q:303:TYR:HD2	1.56	0.54

Continued on next page...

Continued from previous page...

Atom-1	Atom-2	Interatomic distance (Å)	Clash overlap (Å)
1:C:305:VAL:HG21	1:E:247:LEU:HB2	1.90	0.53
1:I:460:LEU:HD21	1:I:465:ARG:HB2	1.90	0.53
1:S:204:VAL:HG12	1:S:321:VAL:HG21	1.90	0.53
1:TA:152:ASP:OD1	1:TA:285:TYR:OH	2.24	0.53
1:K:303:TYR:HB3	1:K:440:ILE:HD11	1.90	0.53
1:BA:460:LEU:HD21	1:BA:465:ARG:HB2	1.90	0.53
1:DA:204:VAL:HG12	1:DA:321:VAL:HG21	1.90	0.53
1:JA:303:TYR:HB3	1:JA:440:ILE:HD11	1.91	0.53
1:VA:303:TYR:HB3	1:VA:440:ILE:HD11	1.91	0.53
1:E:303:TYR:HB3	1:E:440:ILE:HD11	1.91	0.53
1:G:83:PRO:HB3	1:G:137:THR:HG22	1.90	0.53
1:Q:303:TYR:HB3	1:Q:440:ILE:HD11	1.91	0.53
1:X:303:TYR:HB3	1:X:440:ILE:HD11	1.91	0.53
1:DA:303:TYR:HB3	1:DA:440:ILE:HD11	1.91	0.53
1:FA:204:VAL:HG12	1:FA:321:VAL:HG21	1.90	0.53
1:PA:303:TYR:HB3	1:PA:440:ILE:HD11	1.91	0.53
1:RA:83:PRO:HB3	1:RA:137:THR:HG22	1.90	0.53
1:M:161:SER:O	1:M:165:GLN:HG2	2.08	0.53
1:Z:161:SER:O	1:Z:165:GLN:HG2	2.07	0.53
1:I:275:ARG:NH2	1:K:88:GLU:OE2	2.42	0.53
1:VA:204:VAL:HG12	1:VA:321:VAL:HG21	1.90	0.53
1:E:152:ASP:OD1	1:E:285:TYR:OH	2.24	0.53
1:I:413:ARG:HB3	1:I:421:TRP:HB3	1.89	0.53
1:TA:275:ARG:NH2	1:VA:88:GLU:OE2	2.42	0.53
1:TA:413:ARG:HB3	1:TA:421:TRP:HB3	1.89	0.53
1:VA:152:ASP:OD1	1:VA:285:TYR:OH	2.25	0.53
1:G:420:LEU:HD22	1:I:227:ILE:HA	1.91	0.53
1:I:305:VAL:HG21	1:K:247:LEU:HB2	1.90	0.53
1:Q:204:VAL:HG12	1:Q:321:VAL:HG21	1.90	0.53
1:G:152:ASP:OD1	1:G:285:TYR:OH	2.25	0.53
1:K:152:ASP:OD1	1:K:285:TYR:OH	2.25	0.53
1:M:83:PRO:HB3	1:M:137:THR:HG22	1.90	0.53
1:X:204:VAL:HG12	1:X:321:VAL:HG21	1.90	0.53
1:RA:152:ASP:OD1	1:RA:285:TYR:OH	2.25	0.53
1:G:161:SER:O	1:G:165:GLN:HG2	2.08	0.53
1:K:204:VAL:HG12	1:K:321:VAL:HG21	1.90	0.53
1:Z:83:PRO:HB3	1:Z:137:THR:HG22	1.90	0.53
1:DA:301:THR:HG1	1:DA:303:TYR:HD2	1.57	0.53
1:PA:152:ASP:OD1	1:PA:285:TYR:OH	2.25	0.53
1:A:204:VAL:HG12	1:A:321:VAL:HG21	1.90	0.53
1:O:275:ARG:NH2	1:Q:88:GLU:OE2	2.42	0.53

Continued on next page...

Continued from previous page...

Atom-1	Atom-2	Interatomic distance (Å)	Clash overlap (Å)
1:V:305:VAL:HG21	1:X:247:LEU:HB2	1.90	0.53
1:BA:464:LEU:O	1:BA:468:ILE:HG12	2.09	0.53
1:HA:305:VAL:HG21	1:JA:247:LEU:HB2	1.90	0.53
1:O:464:LEU:O	1:O:468:ILE:HG12	2.09	0.52
1:LA:204:VAL:HG12	1:LA:321:VAL:HG21	1.90	0.52
1:RA:161:SER:O	1:RA:165:GLN:HG2	2.08	0.52
1:RA:420:LEU:HD22	1:TA:227:ILE:HA	1.91	0.52
1:TA:305:VAL:HG21	1:VA:247:LEU:HB2	1.91	0.52
1:DA:116:ILE:HG23	1:DA:472:LEU:HD13	1.89	0.52
1:JA:204:VAL:HG12	1:JA:321:VAL:HG21	1.90	0.52
1:TA:464:LEU:O	1:TA:468:ILE:HG12	2.09	0.52
1:I:464:LEU:O	1:I:468:ILE:HG12	2.09	0.52
1:BA:275:ARG:NH2	1:DA:88:GLU:OE2	2.42	0.52
1:E:204:VAL:HG12	1:E:321:VAL:HG21	1.90	0.52
1:G:204:VAL:HG12	1:G:321:VAL:HG21	1.90	0.52
1:V:129:GLU:HG3	1:V:142:ARG:HB2	1.92	0.52
1:BA:305:VAL:HG21	1:DA:247:LEU:HB2	1.90	0.52
1:HA:341:GLN:HE22	1:HA:365:ARG:HH22	1.58	0.52
1:NA:152:ASP:OD1	1:NA:285:TYR:OH	2.24	0.52
1:C:152:ASP:OD1	1:C:285:TYR:OH	2.24	0.52
1:M:204:VAL:HG12	1:M:321:VAL:HG21	1.90	0.52
1:M:420:LEU:HD22	1:O:227:ILE:HA	1.91	0.52
1:O:305:VAL:HG21	1:Q:247:LEU:HB2	1.90	0.52
1:O:341:GLN:HE22	1:O:365:ARG:HH22	1.58	0.52
1:BA:341:GLN:HE22	1:BA:365:ARG:HH22	1.58	0.52
1:HA:129:GLU:HG3	1:HA:142:ARG:HB2	1.92	0.52
1:HA:275:ARG:NH2	1:JA:88:GLU:OE2	2.42	0.52
1:JA:185:TYR:HB3	1:JA:314:MET:SD	2.50	0.52
1:RA:204:VAL:HG12	1:RA:321:VAL:HG21	1.90	0.52
1:X:185:TYR:HB3	1:X:314:MET:SD	2.50	0.52
1:Z:204:VAL:HG12	1:Z:321:VAL:HG21	1.90	0.52
1:Z:420:LEU:HD22	1:BA:227:ILE:HA	1.91	0.52
1:DA:185:TYR:HB3	1:DA:314:MET:SD	2.50	0.52
1:FA:83:PRO:HB3	1:FA:137:THR:HG22	1.90	0.52
1:NA:129:GLU:HG3	1:NA:142:ARG:HB2	1.92	0.52
1:Q:185:TYR:HB3	1:Q:314:MET:SD	2.50	0.52
1:V:275:ARG:NH2	1:X:88:GLU:OE2	2.42	0.52
1:V:341:GLN:HE22	1:V:365:ARG:HH22	1.58	0.52
1:V:464:LEU:O	1:V:468:ILE:HG12	2.09	0.52
1:HA:464:LEU:O	1:HA:468:ILE:HG12	2.09	0.52
1:S:83:PRO:HB3	1:S:137:THR:HG22	1.90	0.52

Continued on next page...

Continued from previous page...

Atom-1	Atom-2	Interatomic distance (Å)	Clash overlap (Å)
1:X:413:ARG:HB3	1:X:421:TRP:HB3	1.92	0.52
1:PA:204:VAL:HG12	1:PA:321:VAL:HG21	1.90	0.52
1:C:129:GLU:HG3	1:C:142:ARG:HB2	1.92	0.52
1:M:341:GLN:HE22	1:M:365:ARG:HH22	1.59	0.52
1:DA:413:ARG:HB3	1:DA:421:TRP:HB3	1.92	0.52
1:NA:275:ARG:NH2	1:PA:88:GLU:OE2	2.42	0.52
1:A:281:SER:OG	3:A:1102:HOH:O	2.19	0.51
1:I:129:GLU:HG3	1:I:142:ARG:HB2	1.92	0.51
1:K:413:ARG:HB3	1:K:421:TRP:HB3	1.92	0.51
1:S:152:ASP:OD1	1:S:285:TYR:OH	2.25	0.51
1:Z:227:ILE:HA	1:VA:420:LEU:HD22	1.92	0.51
1:Z:341:GLN:HE22	1:Z:365:ARG:HH22	1.59	0.51
1:X:341:GLN:OE1	1:X:365:ARG:NH2	2.44	0.51
1:PA:185:TYR:HB3	1:PA:314:MET:SD	2.50	0.51
1:C:275:ARG:NH2	1:E:88:GLU:OE2	2.42	0.51
1:Q:413:ARG:HB3	1:Q:421:TRP:HB3	1.93	0.51
1:JA:341:GLN:OE1	1:JA:365:ARG:NH2	2.44	0.51
1:TA:129:GLU:HG3	1:TA:142:ARG:HB2	1.92	0.51
1:A:413:ARG:HB3	1:A:421:TRP:HB3	1.93	0.51
1:V:135:LEU:HD21	1:V:460:LEU:HD13	1.93	0.51
1:FA:341:GLN:HE22	1:FA:365:ARG:HH22	1.59	0.51
1:FA:413:ARG:HB3	1:FA:421:TRP:HB3	1.93	0.51
1:LA:281:SER:OG	3:LA:1102:HOH:O	2.19	0.51
1:BA:135:LEU:HD21	1:BA:460:LEU:HD13	1.93	0.51
1:HA:135:LEU:HD21	1:HA:460:LEU:HD13	1.93	0.51
1:LA:413:ARG:HB3	1:LA:421:TRP:HB3	1.93	0.51
1:LA:420:LEU:HD22	1:NA:227:ILE:HA	1.91	0.51
1:TA:135:LEU:HD21	1:TA:460:LEU:HD13	1.93	0.51
1:A:420:LEU:HD22	1:C:227:ILE:HA	1.91	0.51
1:E:185:TYR:HB3	1:E:314:MET:SD	2.50	0.51
1:M:413:ARG:HB3	1:M:421:TRP:HB3	1.93	0.51
1:S:341:GLN:HE22	1:S:365:ARG:HH22	1.59	0.51
1:S:413:ARG:HB3	1:S:421:TRP:HB3	1.93	0.51
1:S:420:LEU:HD22	1:V:227:ILE:HA	1.91	0.51
1:JA:413:ARG:HB3	1:JA:421:TRP:HB3	1.93	0.51
1:LA:341:GLN:HE22	1:LA:365:ARG:HH22	1.59	0.51
1:VA:413:ARG:HB3	1:VA:421:TRP:HB3	1.93	0.51
1:A:341:GLN:HE22	1:A:365:ARG:HH22	1.59	0.51
1:C:135:LEU:HD21	1:C:460:LEU:HD13	1.93	0.51
1:I:341:GLN:HE22	1:I:365:ARG:HH22	1.58	0.51
1:O:135:LEU:HD21	1:O:460:LEU:HD13	1.93	0.51

Continued on next page...

Continued from previous page...

Atom-1	Atom-2	Interatomic distance (Å)	Clash overlap (Å)
1:NA:425:LYS:HB3	1:PA:220:GLY:HA2	1.92	0.51
1:NA:464:LEU:O	1:NA:468:ILE:HG12	2.09	0.51
1:TA:341:GLN:HE22	1:TA:365:ARG:HH22	1.58	0.51
1:VA:185:TYR:HB3	1:VA:314:MET:SD	2.50	0.51
1:G:413:ARG:HB3	1:G:421:TRP:HB3	1.93	0.51
1:M:281:SER:OG	3:M:1102:HOH:O	2.19	0.51
1:BA:129:GLU:HG3	1:BA:142:ARG:HB2	1.92	0.51
1:FA:420:LEU:HD22	1:HA:227:ILE:HA	1.91	0.51
1:NA:135:LEU:HD21	1:NA:460:LEU:HD13	1.93	0.51
1:PA:413:ARG:HB3	1:PA:421:TRP:HB3	1.93	0.51
1:RA:341:GLN:HE22	1:RA:365:ARG:HH22	1.58	0.51
1:E:341:GLN:OE1	1:E:365:ARG:NH2	2.44	0.51
1:E:413:ARG:HB3	1:E:421:TRP:HB3	1.93	0.51
1:G:438:GLN:NE2	1:I:244:GLY:O	2.44	0.51
1:I:135:LEU:HD21	1:I:460:LEU:HD13	1.93	0.51
1:O:425:LYS:HB3	1:Q:220:GLY:HA2	1.93	0.51
1:S:95:ASN:O	1:S:99:LYS:HG2	2.11	0.51
1:Z:152:ASP:OD1	1:Z:285:TYR:OH	2.25	0.51
1:Z:438:GLN:OE1	1:BA:198:ASN:ND2	2.37	0.51
1:FA:95:ASN:O	1:FA:99:LYS:HG2	2.11	0.51
1:PA:341:GLN:OE1	1:PA:365:ARG:NH2	2.44	0.51
1:RA:413:ARG:HB3	1:RA:421:TRP:HB3	1.93	0.51
1:C:341:GLN:HE22	1:C:365:ARG:HH22	1.58	0.51
1:C:464:LEU:O	1:C:468:ILE:HG12	2.09	0.51
1:K:420:LEU:HD22	1:M:227:ILE:HA	1.93	0.51
1:M:438:GLN:OE1	1:O:198:ASN:ND2	2.37	0.51
1:O:129:GLU:HG3	1:O:142:ARG:HB2	1.92	0.51
1:X:152:ASP:OD1	1:X:285:TYR:OH	2.25	0.51
1:Z:413:ARG:HB3	1:Z:421:TRP:HB3	1.93	0.51
1:LA:438:GLN:OE1	1:NA:198:ASN:ND2	2.37	0.51
1:RA:438:GLN:NE2	1:TA:244:GLY:O	2.44	0.51
1:G:341:GLN:HE22	1:G:365:ARG:HH22	1.59	0.50
1:BA:425:LYS:HB3	1:DA:220:GLY:HA2	1.93	0.50
1:JA:152:ASP:OD1	1:JA:285:TYR:OH	2.25	0.50
1:NA:341:GLN:HE22	1:NA:365:ARG:HH22	1.58	0.50
1:C:425:LYS:HB3	1:E:220:GLY:HA2	1.93	0.50
1:K:185:TYR:HB3	1:K:314:MET:SD	2.50	0.50
1:A:332:THR:HB	1:A:383:MET:HE2	1.94	0.50
1:A:95:ASN:O	1:A:99:LYS:HG2	2.11	0.50
1:Q:341:GLN:OE1	1:Q:365:ARG:NH2	2.44	0.50
1:DA:341:GLN:OE1	1:DA:365:ARG:NH2	2.44	0.50

Continued on next page...

Continued from previous page...

Atom-1	Atom-2	Interatomic distance (Å)	Clash overlap (Å)
1:A:438:GLN:OE1	1:C:198:ASN:ND2	2.37	0.50
1:C:117:GLY:HA2	1:C:120:GLN:HG2	1.94	0.50
1:K:341:GLN:OE1	1:K:365:ARG:NH2	2.44	0.50
1:Z:281:SER:OG	3:Z:1102:HOH:O	2.19	0.50
1:HA:117:GLY:HA2	1:HA:120:GLN:HG2	1.94	0.50
1:LA:95:ASN:O	1:LA:99:LYS:HG2	2.11	0.50
1:V:117:GLY:HA2	1:V:120:GLN:HG2	1.94	0.50
1:DA:420:LEU:HD22	1:FA:227:ILE:HA	1.92	0.50
1:NA:117:GLY:HA2	1:NA:120:GLN:HG2	1.94	0.50
1:I:425:LYS:HB3	1:K:220:GLY:HA2	1.92	0.50
1:S:281:SER:OG	3:S:1102:HOH:O	2.19	0.50
1:JA:116:ILE:HG23	1:JA:472:LEU:HD13	1.93	0.50
1:LA:332:THR:HB	1:LA:383:MET:HE2	1.94	0.50
1:Q:420:LEU:HD22	1:S:227:ILE:HA	1.92	0.50
1:V:425:LYS:HB3	1:X:220:GLY:HA2	1.93	0.50
1:TA:182:PRO:HB3	1:TA:331:CYS:SG	2.52	0.50
1:VA:341:GLN:OE1	1:VA:365:ARG:NH2	2.44	0.50
1:I:182:PRO:HB3	1:I:331:CYS:SG	2.52	0.50
1:Z:95:ASN:O	1:Z:99:LYS:HG2	2.11	0.50
1:PA:420:LEU:HD22	1:RA:227:ILE:HA	1.92	0.50
1:A:460:LEU:HD21	1:A:465:ARG:HB2	1.94	0.49
1:G:332:THR:HB	1:G:383:MET:HE2	1.94	0.49
1:M:95:ASN:O	1:M:99:LYS:HG2	2.11	0.49
1:O:182:PRO:HB3	1:O:331:CYS:SG	2.52	0.49
1:S:438:GLN:NE2	1:V:244:GLY:O	2.44	0.49
1:BA:182:PRO:HB3	1:BA:331:CYS:SG	2.52	0.49
1:FA:438:GLN:NE2	1:HA:244:GLY:O	2.44	0.49
1:NA:182:PRO:HB3	1:NA:331:CYS:SG	2.52	0.49
1:RA:332:THR:HB	1:RA:383:MET:HE2	1.94	0.49
1:O:341:GLN:NE2	1:O:365:ARG:HH22	2.10	0.49
1:LA:460:LEU:HD21	1:LA:465:ARG:HB2	1.94	0.49
1:RA:460:LEU:HD21	1:RA:465:ARG:HB2	1.94	0.49
1:A:227:ILE:HA	1:X:420:LEU:HD22	1.93	0.49
1:S:460:LEU:HD21	1:S:465:ARG:HB2	1.94	0.49
1:BA:341:GLN:NE2	1:BA:365:ARG:HH22	2.10	0.49
1:HA:425:LYS:HB3	1:JA:220:GLY:HA2	1.93	0.49
1:TA:425:LYS:HB3	1:VA:220:GLY:HA2	1.93	0.49
1:C:182:PRO:HB3	1:C:331:CYS:SG	2.52	0.49
1:C:301:THR:HG22	1:C:303:TYR:HD2	1.78	0.49
1:M:460:LEU:HD21	1:M:465:ARG:HB2	1.94	0.49
1:Z:460:LEU:HD21	1:Z:465:ARG:HB2	1.94	0.49

Continued on next page...

Continued from previous page...

Atom-1	Atom-2	Interatomic distance (Å)	Clash overlap (Å)
1:HA:182:PRO:HB3	1:HA:331:CYS:SG	2.52	0.49
1:JA:420:LEU:HD22	1:LA:227:ILE:HA	1.93	0.49
1:NA:192:TYR:HB2	1:NA:197:THR:HB	1.95	0.49
1:NA:301:THR:HG22	1:NA:303:TYR:HD2	1.78	0.49
1:RA:438:GLN:OE1	1:TA:198:ASN:ND2	2.37	0.49
1:G:438:GLN:OE1	1:I:198:ASN:ND2	2.37	0.49
1:I:341:GLN:NE2	1:I:365:ARG:HH22	2.10	0.49
1:V:341:GLN:NE2	1:V:365:ARG:HH22	2.10	0.49
1:PA:130:THR:OG1	1:PA:133:PHE:O	2.18	0.49
1:RA:95:ASN:O	1:RA:99:LYS:HG2	2.11	0.49
1:G:95:ASN:O	1:G:99:LYS:HG2	2.11	0.49
1:K:421:TRP:CD1	1:M:229:ARG:HB3	2.48	0.49
1:HA:341:GLN:NE2	1:HA:365:ARG:HH22	2.10	0.49
1:TA:341:GLN:NE2	1:TA:365:ARG:HH22	2.10	0.49
1:VA:182:PRO:HB3	1:VA:331:CYS:SG	2.53	0.49
1:A:229:ARG:HB3	1:X:421:TRP:CD1	2.48	0.49
1:C:192:TYR:HB2	1:C:197:THR:HB	1.95	0.49
1:O:195:TYR:OH	1:O:282:CYS:O	2.29	0.49
1:S:332:THR:HB	1:S:383:MET:HE2	1.94	0.49
1:V:182:PRO:HB3	1:V:331:CYS:SG	2.52	0.49
1:DA:182:PRO:HB3	1:DA:331:CYS:SG	2.53	0.49
1:DA:421:TRP:CD1	1:FA:229:ARG:HB3	2.48	0.49
1:FA:281:SER:OG	3:FA:1102:HOH:O	2.19	0.49
1:FA:332:THR:HB	1:FA:383:MET:HE2	1.94	0.49
1:G:460:LEU:HD21	1:G:465:ARG:HB2	1.95	0.49
1:K:182:PRO:HB3	1:K:331:CYS:SG	2.53	0.49
1:Q:421:TRP:CD1	1:S:229:ARG:HB3	2.48	0.49
1:Z:229:ARG:HB3	1:VA:421:TRP:CD1	2.48	0.49
1:Z:332:THR:HB	1:Z:383:MET:HE2	1.94	0.49
1:FA:460:LEU:HD21	1:FA:465:ARG:HB2	1.95	0.49
1:JA:421:TRP:CD1	1:LA:229:ARG:HB3	2.48	0.49
1:RA:63:ASP:HB2	1:RA:80:CYS:HA	1.95	0.49
1:RA:341:GLN:NE2	1:RA:365:ARG:HH22	2.10	0.49
1:A:192:TYR:HB2	1:A:197:THR:HB	1.95	0.49
1:E:130:THR:OG1	1:E:133:PHE:O	2.18	0.49
1:E:420:LEU:HD22	1:G:227:ILE:HA	1.93	0.49
1:E:421:TRP:CD1	1:G:229:ARG:HB3	2.48	0.49
1:Q:182:PRO:HB3	1:Q:331:CYS:SG	2.53	0.49
1:Z:341:GLN:NE2	1:Z:365:ARG:HH22	2.11	0.49
1:LA:192:TYR:HB2	1:LA:197:THR:HB	1.95	0.49
1:G:63:ASP:HB2	1:G:80:CYS:HA	1.95	0.48

Continued on next page...

Continued from previous page...

Atom-1	Atom-2	Interatomic distance (Å)	Clash overlap (Å)
1:G:341:GLN:NE2	1:G:365:ARG:HH22	2.11	0.48
1:K:438:GLN:NE2	1:M:244:GLY:O	2.46	0.48
1:M:332:THR:HB	1:M:383:MET:HE2	1.94	0.48
1:M:341:GLN:NE2	1:M:365:ARG:HH22	2.11	0.48
1:O:117:GLY:HA2	1:O:120:GLN:HG2	1.93	0.48
1:Z:244:GLY:O	1:VA:438:GLN:NE2	2.46	0.48
1:FA:341:GLN:NE2	1:FA:365:ARG:HH22	2.11	0.48
1:LA:438:GLN:NE2	1:NA:244:GLY:O	2.44	0.48
1:TA:117:GLY:HA2	1:TA:120:GLN:HG2	1.94	0.48
1:C:44:SER:HB3	1:C:151:GLN:HE21	1.79	0.48
1:I:117:GLY:HA2	1:I:120:GLN:HG2	1.94	0.48
1:S:192:TYR:HB2	1:S:197:THR:HB	1.95	0.48
1:S:341:GLN:NE2	1:S:365:ARG:HH22	2.11	0.48
1:V:192:TYR:HB2	1:V:197:THR:HB	1.95	0.48
1:V:301:THR:HG22	1:V:303:TYR:HD2	1.78	0.48
1:FA:41[B]:ARG:HA	1:FA:41[B]:ARG:HD2	1.71	0.48
1:HA:192:TYR:HB2	1:HA:197:THR:HB	1.95	0.48
1:HA:301:THR:HG22	1:HA:303:TYR:HD2	1.78	0.48
1:NA:44:SER:HB3	1:NA:151:GLN:HE21	1.79	0.48
1:NA:341:GLN:NE2	1:NA:365:ARG:HH22	2.10	0.48
1:PA:421:TRP:CD1	1:RA:229:ARG:HB3	2.48	0.48
1:A:438:GLN:NE2	1:C:244:GLY:O	2.44	0.48
1:C:341:GLN:NE2	1:C:365:ARG:HH22	2.10	0.48
1:M:449:SER:O	1:M:449:SER:OG	2.32	0.48
1:O:192:TYR:HB2	1:O:197:THR:HB	1.95	0.48
1:X:182:PRO:HB3	1:X:331:CYS:SG	2.53	0.48
1:PA:41[B]:ARG:HA	1:PA:41[B]:ARG:HD2	1.68	0.48
1:E:182:PRO:HB3	1:E:331:CYS:SG	2.53	0.48
1:I:185:TYR:HB3	1:I:314:MET:SD	2.53	0.48
1:I:301:THR:HG22	1:I:303:TYR:HD2	1.78	0.48
1:M:438:GLN:NE2	1:O:244:GLY:O	2.44	0.48
1:Q:345:ILE:HG21	1:Q:358:LEU:HD13	1.96	0.48
1:S:63:ASP:HB2	1:S:80:CYS:HA	1.95	0.48
1:Z:438:GLN:NE2	1:BA:244:GLY:O	2.44	0.48
1:Z:449:SER:O	1:Z:449:SER:OG	2.32	0.48
1:BA:192:TYR:HB2	1:BA:197:THR:HB	1.95	0.48
1:FA:192:TYR:HB2	1:FA:197:THR:HB	1.96	0.48
1:HA:44:SER:HB3	1:HA:151:GLN:HE21	1.79	0.48
1:JA:182:PRO:HB3	1:JA:331:CYS:SG	2.53	0.48
1:A:303:TYR:HB3	1:A:440:ILE:HD11	1.96	0.48
1:V:3:PRO:HA	1:V:26:GLU:HB2	1.96	0.48

Continued on next page...

Continued from previous page...

Atom-1	Atom-2	Interatomic distance (Å)	Clash overlap (Å)
1:V:44:SER:HB3	1:V:151:GLN:HE21	1.79	0.48
1:BA:44:SER:HB3	1:BA:151:GLN:HE21	1.79	0.48
1:BA:117:GLY:HA2	1:BA:120:GLN:HG2	1.94	0.48
1:DA:345:ILE:HG21	1:DA:358:LEU:HD13	1.96	0.48
1:FA:63:ASP:HB2	1:FA:80:CYS:HA	1.95	0.48
1:HA:3:PRO:HA	1:HA:26:GLU:HB2	1.96	0.48
1:PA:182:PRO:HB3	1:PA:331:CYS:SG	2.53	0.48
1:TA:301:THR:HG22	1:TA:303:TYR:HD2	1.78	0.48
1:VA:345:ILE:HG21	1:VA:358:LEU:HD13	1.95	0.48
1:I:44:SER:HB3	1:I:151:GLN:HE21	1.79	0.48
1:K:345:ILE:HG21	1:K:358:LEU:HD13	1.96	0.48
1:O:3:PRO:HA	1:O:26:GLU:HB2	1.96	0.48
1:O:44:SER:HB3	1:O:151:GLN:HE21	1.79	0.48
1:O:301:THR:HG22	1:O:303:TYR:HD2	1.78	0.48
1:S:41[B]:ARG:HA	1:S:41[B]:ARG:HD2	1.71	0.48
1:BA:185:TYR:HB3	1:BA:314:MET:SD	2.53	0.48
1:HA:185:TYR:HB3	1:HA:314:MET:SD	2.53	0.48
1:LA:341:GLN:NE2	1:LA:365:ARG:HH22	2.11	0.48
1:PA:345:ILE:HG21	1:PA:358:LEU:HD13	1.96	0.48
1:E:345:ILE:HG21	1:E:358:LEU:HD13	1.96	0.48
1:O:185:TYR:HB3	1:O:314:MET:SD	2.53	0.48
1:V:185:TYR:HB3	1:V:314:MET:SD	2.53	0.48
1:X:345:ILE:HG21	1:X:358:LEU:HD13	1.96	0.48
1:BA:301:THR:HG22	1:BA:303:TYR:HD2	1.78	0.48
1:PA:438:GLN:OE1	1:RA:198:ASN:ND2	2.37	0.48
1:TA:44:SER:HB3	1:TA:151:GLN:HE21	1.79	0.48
1:E:41[B]:ARG:HA	1:E:41[B]:ARG:HD2	1.68	0.48
1:JA:345:ILE:HG21	1:JA:358:LEU:HD13	1.96	0.48
1:RA:192:TYR:HB2	1:RA:197:THR:HB	1.95	0.48
1:TA:185:TYR:HB3	1:TA:314:MET:SD	2.54	0.48
1:A:63:ASP:HB2	1:A:80:CYS:HA	1.95	0.48
1:A:341:GLN:NE2	1:A:365:ARG:HH22	2.11	0.48
1:C:185:TYR:HB3	1:C:314:MET:SD	2.53	0.48
1:C:275:ARG:HD2	1:E:88:GLU:HG3	1.96	0.48
1:LA:63:ASP:HB2	1:LA:80:CYS:HA	1.95	0.48
1:TA:192:TYR:HB2	1:TA:197:THR:HB	1.95	0.48
1:TA:438:GLN:OE1	1:VA:198:ASN:ND2	2.39	0.48
1:C:3:PRO:HA	1:C:26:GLU:HB2	1.96	0.48
1:E:438:GLN:OE1	1:G:198:ASN:ND2	2.37	0.48
1:G:192:TYR:HB2	1:G:197:THR:HB	1.95	0.48
1:M:192:TYR:HB2	1:M:197:THR:HB	1.95	0.48

Continued on next page...

Continued from previous page...

Atom-1	Atom-2	Interatomic distance (Å)	Clash overlap (Å)
1:BA:3:PRO:HA	1:BA:26:GLU:HB2	1.96	0.48
1:HA:275:ARG:HD2	1:JA:88:GLU:HG3	1.96	0.48
1:NA:185:TYR:HB3	1:NA:314:MET:SD	2.53	0.48
1:NA:275:ARG:HD2	1:PA:88:GLU:HG3	1.96	0.48
1:RA:464:LEU:O	1:RA:468:ILE:HG12	2.14	0.48
1:A:244:GLY:O	1:X:438:GLN:NE2	2.46	0.47
1:I:192:TYR:HB2	1:I:197:THR:HB	1.95	0.47
1:V:275:ARG:HD2	1:X:88:GLU:HG3	1.96	0.47
1:X:130:THR:OG1	1:X:133:PHE:O	2.18	0.47
1:Z:63:ASP:HB2	1:Z:80:CYS:HA	1.95	0.47
1:NA:3:PRO:HA	1:NA:26:GLU:HB2	1.95	0.47
1:Q:438:GLN:NE2	1:S:244:GLY:O	2.46	0.47
1:Z:192:TYR:HB2	1:Z:197:THR:HB	1.96	0.47
1:VA:116:ILE:HG23	1:VA:472:LEU:HD13	1.96	0.47
1:M:63:ASP:HB2	1:M:80:CYS:HA	1.95	0.47
1:FA:265:HIS:CD2	1:FA:296:LEU:HD22	2.49	0.47
1:A:265:HIS:CD2	1:A:296:LEU:HD22	2.49	0.47
1:S:265:HIS:CD2	1:S:296:LEU:HD22	2.49	0.47
1:RA:265:HIS:CD2	1:RA:296:LEU:HD22	2.49	0.47
1:E:237:ASP:OD2	1:E:251:SER:HB2	2.15	0.47
1:G:265:HIS:CD2	1:G:296:LEU:HD22	2.49	0.47
1:K:237:ASP:OD2	1:K:251:SER:HB2	2.15	0.47
1:O:438:GLN:OE1	1:Q:198:ASN:ND2	2.38	0.47
1:S:303:TYR:HB3	1:S:440:ILE:HD11	1.97	0.47
1:HA:337:THR:O	1:HA:341:GLN:HG3	2.15	0.47
1:JA:438:GLN:NE2	1:LA:244:GLY:O	2.46	0.47
1:LA:265:HIS:CD2	1:LA:296:LEU:HD22	2.49	0.47
1:VA:237:ASP:OD2	1:VA:251:SER:HB2	2.15	0.47
1:Q:337:THR:O	1:Q:341:GLN:HG3	2.15	0.47
1:V:337:THR:O	1:V:341:GLN:HG3	2.15	0.47
1:BA:337:THR:O	1:BA:341:GLN:HG3	2.15	0.47
1:DA:8:ILE:HD11	1:DA:15:LEU:HD13	1.97	0.47
1:DA:337:THR:O	1:DA:341:GLN:HG3	2.15	0.47
1:DA:438:GLN:NE2	1:FA:244:GLY:O	2.46	0.47
1:FA:303:TYR:HB3	1:FA:440:ILE:HD11	1.97	0.47
1:PA:237:ASP:OD2	1:PA:251:SER:HB2	2.15	0.47
1:I:3:PRO:HA	1:I:26:GLU:HB2	1.95	0.47
1:O:275:ARG:HD2	1:Q:88:GLU:HG3	1.96	0.47
1:S:341:GLN:OE1	1:S:365:ARG:NH2	2.48	0.47
1:X:8:ILE:HD11	1:X:15:LEU:HD13	1.97	0.47
1:Z:88:GLU:OE2	1:VA:275:ARG:NH2	2.48	0.47

Continued on next page...

Continued from previous page...

Atom-1	Atom-2	Interatomic distance (Å)	Clash overlap (Å)
1:BA:275:ARG:HD2	1:DA:88:GLU:HG3	1.96	0.47
1:DA:275:ARG:NH2	1:FA:88:GLU:OE2	2.48	0.47
1:FA:341:GLN:OE1	1:FA:365:ARG:NH2	2.48	0.47
1:JA:8:ILE:HD11	1:JA:15:LEU:HD13	1.97	0.47
1:JA:129:GLU:HG3	1:JA:142:ARG:HB2	1.97	0.47
1:K:275:ARG:NH2	1:M:88:GLU:OE2	2.48	0.47
1:O:337:THR:O	1:O:341:GLN:HG3	2.15	0.47
1:X:129:GLU:HG3	1:X:142:ARG:HB2	1.97	0.47
1:TA:3:PRO:HA	1:TA:26:GLU:HB2	1.95	0.47
1:A:341:GLN:OE1	1:A:365:ARG:NH2	2.48	0.47
1:Q:8:ILE:HD11	1:Q:15:LEU:HD13	1.97	0.47
1:LA:341:GLN:OE1	1:LA:365:ARG:NH2	2.48	0.47
1:PA:8:ILE:HD11	1:PA:15:LEU:HD13	1.97	0.47
1:E:8:ILE:HD11	1:E:15:LEU:HD13	1.97	0.47
1:K:337:THR:O	1:K:341:GLN:HG3	2.15	0.47
1:M:341:GLN:OE1	1:M:365:ARG:NH2	2.48	0.47
1:Q:275:ARG:NH2	1:S:88:GLU:OE2	2.48	0.47
1:Z:341:GLN:OE1	1:Z:365:ARG:NH2	2.48	0.47
1:VA:337:THR:O	1:VA:341:GLN:HG3	2.15	0.47
1:I:61:ILE:HD13	1:I:76:ARG:HB3	1.98	0.46
1:O:117:GLY:HA2	1:O:120:GLN:HE21	1.80	0.46
1:S:44:SER:HB3	1:S:151:GLN:NE2	2.30	0.46
1:Z:265:HIS:CD2	1:Z:296:LEU:HD22	2.49	0.46
1:Z:303:TYR:HB3	1:Z:440:ILE:HD11	1.97	0.46
1:BA:117:GLY:HA2	1:BA:120:GLN:HE21	1.80	0.46
1:FA:44:SER:HB3	1:FA:151:GLN:NE2	2.30	0.46
1:PA:337:THR:O	1:PA:341:GLN:HG3	2.15	0.46
1:C:61:ILE:HD13	1:C:76:ARG:HB3	1.98	0.46
1:E:337:THR:O	1:E:341:GLN:HG3	2.15	0.46
1:I:146:ASP:HA	1:I:170:VAL:HA	1.98	0.46
1:K:129:GLU:HG3	1:K:142:ARG:HB2	1.97	0.46
1:Q:116:ILE:HG23	1:Q:472:LEU:HD13	1.96	0.46
1:BA:118:ASP:OD1	1:BA:130:THR:OG1	2.33	0.46
1:LA:303:TYR:HB3	1:LA:440:ILE:HD11	1.97	0.46
1:NA:61:ILE:HD13	1:NA:76:ARG:HB3	1.98	0.46
1:TA:61:ILE:HD13	1:TA:76:ARG:HB3	1.98	0.46
1:TA:117:GLY:HA2	1:TA:120:GLN:HE21	1.80	0.46
1:I:117:GLY:HA2	1:I:120:GLN:HE21	1.80	0.46
1:O:118:ASP:OD1	1:O:130:THR:OG1	2.33	0.46
1:V:118:ASP:OD1	1:V:130:THR:OG1	2.33	0.46
1:V:341:GLN:OE1	1:V:365:ARG:NH2	2.49	0.46

Continued on next page...

Continued from previous page...

Atom-1	Atom-2	Interatomic distance (Å)	Clash overlap (Å)
1:X:337:THR:O	1:X:341:GLN:HG3	2.15	0.46
1:HA:118:ASP:OD1	1:HA:130:THR:OG1	2.33	0.46
1:JA:337:THR:O	1:JA:341:GLN:HG3	2.15	0.46
1:RA:341:GLN:OE1	1:RA:365:ARG:NH2	2.48	0.46
1:TA:146:ASP:HA	1:TA:170:VAL:HA	1.98	0.46
1:A:88:GLU:OE2	1:X:275:ARG:NH2	2.48	0.46
1:G:281:SER:OG	3:G:1102:HOH:O	2.19	0.46
1:G:341:GLN:OE1	1:G:365:ARG:NH2	2.48	0.46
1:I:337:THR:O	1:I:341:GLN:HG3	2.15	0.46
1:M:232:LYS:CD	1:M:234:GLU:HG2	2.43	0.46
1:V:117:GLY:HA2	1:V:120:GLN:HE21	1.80	0.46
1:BA:41[B]:ARG:HD2	1:BA:41[B]:ARG:HA	1.71	0.46
1:FA:337:THR:O	1:FA:341:GLN:HG3	2.16	0.46
1:NA:341:GLN:OE1	1:NA:365:ARG:NH2	2.49	0.46
1:PA:438:GLN:NE2	1:RA:244:GLY:O	2.46	0.46
1:TA:118:ASP:OD1	1:TA:130:THR:OG1	2.33	0.46
1:VA:129:GLU:HG3	1:VA:142:ARG:HB2	1.97	0.46
1:C:341:GLN:OE1	1:C:365:ARG:NH2	2.49	0.46
1:G:41[B]:ARG:HD2	1:G:41[B]:ARG:HA	1.71	0.46
1:I:275:ARG:HD2	1:K:88:GLU:HG3	1.96	0.46
1:M:303:TYR:HB3	1:M:440:ILE:HD11	1.97	0.46
1:S:337:THR:O	1:S:341:GLN:HG3	2.16	0.46
1:HA:117:GLY:HA2	1:HA:120:GLN:HE21	1.80	0.46
1:HA:146:ASP:HA	1:HA:170:VAL:HA	1.97	0.46
1:HA:341:GLN:OE1	1:HA:365:ARG:NH2	2.49	0.46
1:JA:275:ARG:NH2	1:LA:88:GLU:OE2	2.48	0.46
1:RA:281:SER:OG	3:RA:1102:HOH:O	2.19	0.46
1:TA:275:ARG:HD2	1:VA:88:GLU:HG3	1.96	0.46
1:C:411:ARG:NH2	1:E:233:LEU:HD13	2.31	0.46
1:E:129:GLU:HG3	1:E:142:ARG:HB2	1.97	0.46
1:I:118:ASP:OD1	1:I:130:THR:OG1	2.34	0.46
1:K:8:ILE:HD11	1:K:15:LEU:HD13	1.97	0.46
1:V:146:ASP:HA	1:V:170:VAL:HA	1.98	0.46
1:V:411:ARG:NH2	1:X:233:LEU:HD13	2.31	0.46
1:DA:192:TYR:HB2	1:DA:197:THR:HB	1.98	0.46
1:DA:438:GLN:OE1	1:FA:198:ASN:ND2	2.37	0.46
1:HA:411:ARG:NH2	1:JA:233:LEU:HD13	2.31	0.46
1:LA:337:THR:O	1:LA:341:GLN:HG3	2.16	0.46
1:NA:411:ARG:NH2	1:PA:233:LEU:HD13	2.31	0.46
1:PA:129:GLU:HG3	1:PA:142:ARG:HB2	1.97	0.46
1:TA:337:THR:O	1:TA:341:GLN:HG3	2.15	0.46

Continued on next page...

Continued from previous page...

Atom-1	Atom-2	Interatomic distance (Å)	Clash overlap (Å)
1:A:337:THR:O	1:A:341:GLN:HG3	2.16	0.46
1:E:438:GLN:NE2	1:G:244:GLY:O	2.46	0.46
1:Q:232:LYS:CD	1:Q:234:GLU:HG2	2.46	0.46
1:S:8:ILE:HD11	1:S:15:LEU:HD13	1.98	0.46
1:BA:281:SER:OG	3:BA:1102:HOH:O	2.16	0.46
1:FA:8:ILE:HD11	1:FA:15:LEU:HD13	1.98	0.46
1:LA:8:ILE:HD11	1:LA:15:LEU:HD13	1.98	0.46
1:PA:192:TYR:HB2	1:PA:197:THR:HB	1.98	0.46
1:RA:8:ILE:HD11	1:RA:15:LEU:HD13	1.98	0.46
1:VA:8:ILE:HD11	1:VA:15:LEU:HD13	1.97	0.46
1:A:8:ILE:HD11	1:A:15:LEU:HD13	1.98	0.46
1:C:337:THR:O	1:C:341:GLN:HG3	2.15	0.46
1:O:411:ARG:NH2	1:Q:233:LEU:HD13	2.31	0.46
1:X:192:TYR:HB2	1:X:197:THR:HB	1.98	0.46
1:Z:232:LYS:CD	1:Z:234:GLU:HG2	2.43	0.46
1:BA:411:ARG:NH2	1:DA:233:LEU:HD13	2.31	0.46
1:JA:192:TYR:HB2	1:JA:197:THR:HB	1.98	0.46
1:C:146:ASP:HA	1:C:170:VAL:HA	1.98	0.46
1:E:192:TYR:HB2	1:E:197:THR:HB	1.98	0.46
1:G:8:ILE:HD11	1:G:15:LEU:HD13	1.98	0.46
1:G:303:TYR:HB3	1:G:440:ILE:HD11	1.97	0.46
1:I:232:LYS:CD	1:I:234:GLU:HG2	2.43	0.46
1:O:341:GLN:OE1	1:O:365:ARG:NH2	2.49	0.46
1:O:421:TRP:CD1	1:Q:229:ARG:HB3	2.51	0.46
1:Q:438:GLN:OE1	1:S:198:ASN:ND2	2.37	0.46
1:Z:8:ILE:HD11	1:Z:15:LEU:HD13	1.98	0.46
1:DA:118:ASP:OD1	1:DA:130:THR:OG1	2.34	0.46
1:DA:232:LYS:CD	1:DA:234:GLU:HG2	2.46	0.46
1:JA:237:ASP:OD2	1:JA:251:SER:HB2	2.15	0.46
1:NA:117:GLY:HA2	1:NA:120:GLN:HE21	1.80	0.46
1:RA:303:TYR:HB3	1:RA:440:ILE:HD11	1.96	0.46
1:A:182:PRO:HB3	1:A:331:CYS:SG	2.56	0.46
1:K:118:ASP:OD1	1:K:130:THR:OG1	2.34	0.46
1:O:184:MET:HG3	1:O:259:HIS:ND1	2.31	0.46
1:Q:118:ASP:OD1	1:Q:130:THR:OG1	2.35	0.46
1:BA:341:GLN:OE1	1:BA:365:ARG:NH2	2.49	0.46
1:BA:421:TRP:CD1	1:DA:229:ARG:HB3	2.51	0.46
1:NA:146:ASP:HA	1:NA:170:VAL:HA	1.97	0.46
1:RA:41[B]:ARG:HD2	1:RA:41[B]:ARG:HA	1.71	0.46
1:C:301:THR:HG22	1:C:303:TYR:CD2	2.51	0.45
1:I:301:THR:HG22	1:I:303:TYR:CD2	2.51	0.45

Continued on next page...

Continued from previous page...

Atom-1	Atom-2	Interatomic distance (Å)	Clash overlap (Å)
1:M:8:ILE:HD11	1:M:15:LEU:HD13	1.98	0.45
1:O:232:LYS:CD	1:O:234:GLU:HG2	2.43	0.45
1:Q:192:TYR:HB2	1:Q:197:THR:HB	1.98	0.45
1:Q:237:ASP:OD2	1:Q:251:SER:HB2	2.15	0.45
1:X:237:ASP:OD2	1:X:251:SER:HB2	2.15	0.45
1:BA:146:ASP:HA	1:BA:170:VAL:HA	1.97	0.45
1:BA:184:MET:HG3	1:BA:259:HIS:ND1	2.31	0.45
1:BA:232:LYS:CD	1:BA:234:GLU:HG2	2.43	0.45
1:LA:182:PRO:HB3	1:LA:331:CYS:SG	2.56	0.45
1:NA:337:THR:O	1:NA:341:GLN:HG3	2.15	0.45
1:TA:232:LYS:CD	1:TA:234:GLU:HG2	2.43	0.45
1:TA:301:THR:HG22	1:TA:303:TYR:CD2	2.51	0.45
1:TA:341:GLN:OE1	1:TA:365:ARG:NH2	2.49	0.45
1:VA:41[B]:ARG:HA	1:VA:41[B]:ARG:HD2	1.68	0.45
1:C:117:GLY:HA2	1:C:120:GLN:HE21	1.80	0.45
1:I:421:TRP:CD1	1:K:229:ARG:HB3	2.51	0.45
1:M:275:ARG:NH2	1:O:88:GLU:OE2	2.49	0.45
1:V:61:ILE:HD13	1:V:76:ARG:HB3	1.97	0.45
1:VA:118:ASP:OD1	1:VA:130:THR:OG1	2.35	0.45
1:VA:192:TYR:HB2	1:VA:197:THR:HB	1.98	0.45
1:E:275:ARG:NH2	1:G:88:GLU:OE2	2.48	0.45
1:I:341:GLN:OE1	1:I:365:ARG:NH2	2.49	0.45
1:O:146:ASP:HA	1:O:170:VAL:HA	1.98	0.45
1:DA:237:ASP:OD2	1:DA:251:SER:HB2	2.15	0.45
1:HA:61:ILE:HD13	1:HA:76:ARG:HB3	1.98	0.45
1:HA:301:THR:HG22	1:HA:303:TYR:CD2	2.51	0.45
1:NA:301:THR:HG22	1:NA:303:TYR:CD2	2.51	0.45
1:NA:421:TRP:CD1	1:PA:229:ARG:HB3	2.51	0.45
1:RA:337:THR:O	1:RA:341:GLN:HG3	2.16	0.45
1:TA:6:VAL:HG23	1:TA:8:ILE:HG12	1.99	0.45
1:A:44:SER:HB3	1:A:151:GLN:NE2	2.30	0.45
1:C:6:VAL:HG23	1:C:8:ILE:HG12	1.99	0.45
1:C:421:TRP:CD1	1:E:229:ARG:HB3	2.51	0.45
1:E:232:LYS:CD	1:E:234:GLU:HG2	2.46	0.45
1:G:337:THR:O	1:G:341:GLN:HG3	2.16	0.45
1:G:411:ARG:NH2	1:I:233:LEU:HD13	2.32	0.45
1:I:6:VAL:HG23	1:I:8:ILE:HG12	1.99	0.45
1:K:192:TYR:HB2	1:K:197:THR:HB	1.98	0.45
1:M:265:HIS:CD2	1:M:296:LEU:HD22	2.51	0.45
1:M:337:THR:O	1:M:341:GLN:HG3	2.16	0.45
1:V:301:THR:HG22	1:V:303:TYR:CD2	2.51	0.45

Continued on next page...

Continued from previous page...

Atom-1	Atom-2	Interatomic distance (Å)	Clash overlap (Å)
1:Z:275:ARG:NH2	1:BA:88:GLU:OE2	2.50	0.45
1:Z:337:THR:O	1:Z:341:GLN:HG3	2.16	0.45
1:BA:61:ILE:HD13	1:BA:76:ARG:HB3	1.98	0.45
1:HA:6:VAL:HG23	1:HA:8:ILE:HG12	1.99	0.45
1:TA:421:TRP:CD1	1:VA:229:ARG:HB3	2.52	0.45
1:A:111:ASN:HB3	1:A:115:LYS:HZ2	1.82	0.45
1:C:118:ASP:OD1	1:C:130:THR:OG1	2.33	0.45
1:G:182:PRO:HB3	1:G:331:CYS:SG	2.56	0.45
1:M:182:PRO:HB3	1:M:331:CYS:SG	2.56	0.45
1:O:301:THR:HG22	1:O:303:TYR:CD2	2.51	0.45
1:Q:341:GLN:NE2	1:Q:365:ARG:HH22	2.15	0.45
1:V:6:VAL:HG23	1:V:8:ILE:HG12	1.99	0.45
1:Z:44:SER:HB3	1:Z:151:GLN:NE2	2.30	0.45
1:BA:301:THR:HG22	1:BA:303:TYR:CD2	2.51	0.45
1:DA:129:GLU:HG3	1:DA:142:ARG:HB2	1.97	0.45
1:DA:341:GLN:NE2	1:DA:365:ARG:HH22	2.15	0.45
1:FA:182:PRO:HB3	1:FA:331:CYS:SG	2.56	0.45
1:FA:275:ARG:NH2	1:HA:88:GLU:OE2	2.50	0.45
1:LA:44:SER:HB3	1:LA:151:GLN:NE2	2.30	0.45
1:RA:411:ARG:NH2	1:TA:233:LEU:HD13	2.32	0.45
1:TA:411:ARG:NH2	1:VA:233:LEU:HD13	2.31	0.45
1:I:184:MET:HG3	1:I:259:HIS:ND1	2.31	0.45
1:O:61:ILE:HD13	1:O:76:ARG:HB3	1.98	0.45
1:S:182:PRO:HB3	1:S:331:CYS:SG	2.56	0.45
1:V:421:TRP:CD1	1:X:229:ARG:HB3	2.51	0.45
1:Z:182:PRO:HB3	1:Z:331:CYS:SG	2.57	0.45
1:Z:198:ASN:ND2	1:VA:438:GLN:OE1	2.37	0.45
1:JA:118:ASP:OD1	1:JA:130:THR:OG1	2.34	0.45
1:JA:232:LYS:CD	1:JA:234:GLU:HG2	2.46	0.45
1:NA:6:VAL:HG23	1:NA:8:ILE:HG12	1.99	0.45
1:PA:232:LYS:CD	1:PA:234:GLU:HG2	2.46	0.45
1:PA:275:ARG:NH2	1:RA:88:GLU:OE2	2.48	0.45
1:VA:341:GLN:NE2	1:VA:365:ARG:HH22	2.15	0.45
1:C:184:MET:HG3	1:C:259:HIS:ND1	2.31	0.45
1:I:411:ARG:NH2	1:K:233:LEU:HD13	2.31	0.45
1:K:41[B]:ARG:HA	1:K:41[B]:ARG:HD2	1.68	0.45
1:M:44:SER:HB3	1:M:151:GLN:NE2	2.30	0.45
1:Q:138:ASP:OD1	1:Q:138:ASP:N	2.49	0.45
1:S:275:ARG:NH2	1:V:88:GLU:OE2	2.50	0.45
1:X:232:LYS:CD	1:X:234:GLU:HG2	2.46	0.45
1:DA:138:ASP:OD1	1:DA:138:ASP:N	2.49	0.45

Continued on next page...

Continued from previous page...

Atom-1	Atom-2	Interatomic distance (Å)	Clash overlap (Å)
1:HA:421:TRP:CD1	1:JA:229:ARG:HB3	2.51	0.45
1:JA:41[B]:ARG:HA	1:JA:41[B]:ARG:HD2	1.68	0.45
1:NA:118:ASP:OD1	1:NA:130:THR:OG1	2.34	0.45
1:RA:182:PRO:HB3	1:RA:331:CYS:SG	2.56	0.45
1:K:341:GLN:NE2	1:K:365:ARG:HH22	2.15	0.45
1:K:438:GLN:OE1	1:M:198:ASN:ND2	2.37	0.45
1:O:6:VAL:HG23	1:O:8:ILE:HG12	1.99	0.45
1:V:281:SER:OG	3:V:1102:HOH:O	2.15	0.45
1:DA:341:GLN:HE22	1:DA:365:ARG:HH22	1.65	0.45
1:NA:184:MET:HG3	1:NA:259:HIS:ND1	2.31	0.45
1:RA:462:ILE:N	1:RA:463:PRO:HD2	2.32	0.45
1:TA:184:MET:HG3	1:TA:259:HIS:ND1	2.31	0.45
1:TA:332:THR:HB	1:TA:383:MET:HE2	1.99	0.45
1:G:275:ARG:NH2	1:I:88:GLU:OE2	2.50	0.45
1:O:332:THR:HB	1:O:383:MET:HE2	1.99	0.45
1:Q:341:GLN:HE22	1:Q:365:ARG:HH22	1.65	0.45
1:X:118:ASP:OD1	1:X:130:THR:OG1	2.34	0.45
1:BA:6:VAL:HG23	1:BA:8:ILE:HG12	1.99	0.45
1:BA:332:THR:HB	1:BA:383:MET:HE2	1.99	0.45
1:G:462:ILE:N	1:G:463:PRO:HD2	2.33	0.45
1:Q:129:GLU:HG3	1:Q:142:ARG:HB2	1.97	0.45
1:PA:411:ARG:NH2	1:RA:233:LEU:HD13	2.32	0.45
1:RA:275:ARG:NH2	1:TA:88:GLU:OE2	2.50	0.45
1:E:118:ASP:OD1	1:E:130:THR:OG1	2.34	0.44
1:E:411:ARG:NH2	1:G:233:LEU:HD13	2.32	0.44
1:I:332:THR:HB	1:I:383:MET:HE2	1.99	0.44
1:K:411:ARG:NH2	1:M:233:LEU:HD13	2.32	0.44
1:M:411:ARG:NH2	1:O:233:LEU:HD13	2.32	0.44
1:Z:111:ASN:HB3	1:Z:115:LYS:HZ2	1.82	0.44
1:Z:233:LEU:HD13	1:VA:411:ARG:NH2	2.32	0.44
1:BA:8:ILE:HD11	1:BA:15:LEU:HD13	1.99	0.44
1:PA:118:ASP:OD1	1:PA:130:THR:OG1	2.34	0.44
1:O:8:ILE:HD11	1:O:15:LEU:HD13	2.00	0.44
1:S:138:ASP:OD2	1:S:161:SER:OG	2.26	0.44
1:S:462:ILE:N	1:S:463:PRO:HD2	2.32	0.44
1:X:41[B]:ARG:HA	1:X:41[B]:ARG:HD2	1.68	0.44
1:X:341:GLN:NE2	1:X:365:ARG:HH22	2.15	0.44
1:Z:411:ARG:NH2	1:BA:233:LEU:HD13	2.32	0.44
1:Z:462:ILE:N	1:Z:463:PRO:HD2	2.32	0.44
1:JA:341:GLN:NE2	1:JA:365:ARG:HH22	2.15	0.44
1:JA:438:GLN:OE1	1:LA:198:ASN:ND2	2.37	0.44

Continued on next page...

Continued from previous page...

Atom-1	Atom-2	Interatomic distance (Å)	Clash overlap (Å)
1:LA:411:ARG:NH2	1:NA:233:LEU:HD13	2.32	0.44
1:A:411:ARG:NH2	1:C:233:LEU:HD13	2.32	0.44
1:C:8:ILE:HD11	1:C:15:LEU:HD13	1.99	0.44
1:G:71:ARG:NH1	1:G:151:GLN:OE1	2.41	0.44
1:I:8:ILE:HD11	1:I:15:LEU:HD13	2.00	0.44
1:M:462:ILE:N	1:M:463:PRO:HD2	2.32	0.44
1:S:411:ARG:NH2	1:V:233:LEU:HD13	2.32	0.44
1:V:41[B]:ARG:HA	1:V:41[B]:ARG:HD2	1.71	0.44
1:V:184:MET:HG3	1:V:259:HIS:ND1	2.31	0.44
1:DA:201:ASP:HB2	1:DA:252:ARG:HH11	1.82	0.44
1:FA:411:ARG:NH2	1:HA:233:LEU:HD13	2.32	0.44
1:JA:341:GLN:HE22	1:JA:365:ARG:HH22	1.65	0.44
1:M:201:ASP:HB2	1:M:252:ARG:HH11	1.83	0.44
1:S:201:ASP:HB2	1:S:252:ARG:HH11	1.83	0.44
1:V:8:ILE:HD11	1:V:15:LEU:HD13	1.99	0.44
1:Z:201:ASP:HB2	1:Z:252:ARG:HH11	1.83	0.44
1:JA:138:ASP:OD1	1:JA:138:ASP:N	2.49	0.44
1:LA:462:ILE:N	1:LA:463:PRO:HD2	2.32	0.44
1:NA:8:ILE:HD11	1:NA:15:LEU:HD13	1.99	0.44
1:A:462:ILE:N	1:A:463:PRO:HD2	2.32	0.44
1:G:464:LEU:O	1:G:468:ILE:HG12	2.18	0.44
1:V:43:PHE:CE2	1:V:282:CYS:HB3	2.53	0.44
1:V:332:THR:HB	1:V:383:MET:HE2	1.99	0.44
1:X:341:GLN:HE22	1:X:365:ARG:HH22	1.65	0.44
1:HA:184:MET:HG3	1:HA:259:HIS:ND1	2.31	0.44
1:HA:345:ILE:HG21	1:HA:358:LEU:HD13	2.00	0.44
1:NA:345:ILE:HG21	1:NA:358:LEU:HD13	2.00	0.44
1:TA:8:ILE:HD11	1:TA:15:LEU:HD13	2.00	0.44
1:VA:341:GLN:HE22	1:VA:365:ARG:HH22	1.65	0.44
1:C:332:THR:HB	1:C:383:MET:HE2	1.99	0.44
1:C:345:ILE:HG21	1:C:358:LEU:HD13	2.00	0.44
1:X:201:ASP:HB2	1:X:252:ARG:HH11	1.82	0.44
1:FA:201:ASP:HB2	1:FA:252:ARG:HH11	1.83	0.44
1:HA:8:ILE:HD11	1:HA:15:LEU:HD13	1.99	0.44
1:HA:281:SER:OG	3:HA:1102:HOH:O	2.15	0.44
1:JA:201:ASP:HB2	1:JA:252:ARG:HH11	1.82	0.44
1:RA:71:ARG:NH1	1:RA:151:GLN:OE1	2.41	0.44
1:A:275:ARG:NH2	1:C:88:GLU:OE2	2.50	0.44
1:E:9:ASP:OD1	1:E:12:SER:HB2	2.18	0.44
1:Q:201:ASP:HB2	1:Q:252:ARG:HH11	1.83	0.44
1:Q:449:SER:O	1:Q:449:SER:OG	2.30	0.44

Continued on next page...

Continued from previous page...

Atom-1	Atom-2	Interatomic distance (Å)	Clash overlap (Å)
1:V:345:ILE:HG21	1:V:358:LEU:HD13	2.00	0.44
1:X:138:ASP:OD1	1:X:138:ASP:N	2.49	0.44
1:FA:462:ILE:N	1:FA:463:PRO:HD2	2.33	0.44
1:HA:43:PHE:CE2	1:HA:282:CYS:HB3	2.53	0.44
1:HA:332:THR:HB	1:HA:383:MET:HE2	2.00	0.44
1:NA:332:THR:HB	1:NA:383:MET:HE2	1.99	0.44
1:PA:9:ASP:OD1	1:PA:12:SER:HB2	2.18	0.44
1:A:198:ASN:ND2	1:X:438:GLN:OE1	2.37	0.44
1:K:341:GLN:HE22	1:K:365:ARG:HH22	1.65	0.44
1:O:138:ASP:OD2	1:O:161:SER:OG	2.28	0.44
1:V:117:GLY:HA2	1:V:120:GLN:NE2	2.33	0.44
1:JA:411:ARG:NH2	1:LA:233:LEU:HD13	2.32	0.44
1:LA:275:ARG:NH2	1:NA:88:GLU:OE2	2.50	0.44
1:G:202:GLU:HA	1:G:205:LEU:HG	2.00	0.44
1:I:345:ILE:HG21	1:I:358:LEU:HD13	2.00	0.44
1:I:438:GLN:OE1	1:K:198:ASN:ND2	2.42	0.44
1:DA:449:SER:O	1:DA:449:SER:OG	2.30	0.44
1:A:233:LEU:HD13	1:X:411:ARG:NH2	2.32	0.43
1:G:232:LYS:CD	1:G:234:GLU:HG2	2.43	0.43
1:M:464:LEU:O	1:M:468:ILE:HG12	2.18	0.43
1:O:117:GLY:HA2	1:O:120:GLN:NE2	2.33	0.43
1:BA:43:PHE:CE2	1:BA:282:CYS:HB3	2.53	0.43
1:BA:117:GLY:HA2	1:BA:120:GLN:NE2	2.33	0.43
1:HA:117:GLY:HA2	1:HA:120:GLN:NE2	2.33	0.43
1:JA:425:LYS:HG3	1:LA:323:GLY:HA3	2.00	0.43
1:RA:202:GLU:HA	1:RA:205:LEU:HG	2.00	0.43
1:TA:267:LYS:HE3	1:TA:267:LYS:HB2	1.76	0.43
1:TA:345:ILE:HG21	1:TA:358:LEU:HD13	2.00	0.43
1:A:323:GLY:HA3	1:X:425:LYS:HG3	2.00	0.43
1:E:341:GLN:NE2	1:E:365:ARG:HH22	2.15	0.43
1:I:281:SER:OG	3:I:1102:H0H:O	2.15	0.43
1:S:232:LYS:CD	1:S:234:GLU:HG2	2.43	0.43
1:X:9:ASP:OD1	1:X:12:SER:HB2	2.18	0.43
1:Z:464:LEU:O	1:Z:468:ILE:HG12	2.18	0.43
1:BA:195:TYR:OH	1:BA:282:CYS:O	2.28	0.43
1:FA:3:PRO:HA	1:FA:26:GLU:HB2	2.01	0.43
1:JA:9:ASP:OD1	1:JA:12:SER:HB2	2.18	0.43
1:LA:202:GLU:HA	1:LA:205:LEU:HG	2.00	0.43
1:PA:341:GLN:NE2	1:PA:365:ARG:HH22	2.15	0.43
1:A:3:PRO:HA	1:A:26:GLU:HB2	2.00	0.43
1:A:202:GLU:HA	1:A:205:LEU:HG	2.00	0.43

Continued on next page...

Continued from previous page...

Atom-1	Atom-2	Interatomic distance (Å)	Clash overlap (Å)
1:Q:425:LYS:HG3	1:S:323:GLY:HA3	2.00	0.43
1:S:3:PRO:HA	1:S:26:GLU:HB2	2.01	0.43
1:RA:232:LYS:CD	1:RA:234:GLU:HG2	2.43	0.43
1:I:267:LYS:HE3	1:I:267:LYS:HB2	1.76	0.43
1:M:24:MET:SD	1:M:24:MET:N	2.90	0.43
1:BA:138:ASP:OD2	1:BA:161:SER:OG	2.29	0.43
1:BA:345:ILE:HG21	1:BA:358:LEU:HD13	2.00	0.43
1:DA:411:ARG:NH2	1:FA:233:LEU:HD13	2.32	0.43
1:DA:425:LYS:HG3	1:FA:323:GLY:HA3	2.00	0.43
1:FA:232:LYS:CD	1:FA:234:GLU:HG2	2.43	0.43
1:PA:201:ASP:HB2	1:PA:252:ARG:HH11	1.82	0.43
1:PA:341:GLN:HE22	1:PA:365:ARG:HH22	1.65	0.43
1:VA:184:MET:HG3	1:VA:259:HIS:ND1	2.34	0.43
1:E:341:GLN:HE22	1:E:365:ARG:HH22	1.65	0.43
1:E:462:ILE:N	1:E:463:PRO:HD2	2.34	0.43
1:G:44:SER:HB3	1:G:151:GLN:NE2	2.30	0.43
1:I:117:GLY:HA2	1:I:120:GLN:NE2	2.33	0.43
1:K:462:ILE:N	1:K:463:PRO:HD2	2.34	0.43
1:O:345:ILE:HG21	1:O:358:LEU:HD13	2.00	0.43
1:Q:411:ARG:NH2	1:S:233:LEU:HD13	2.32	0.43
1:V:146:ASP:OD1	1:V:146:ASP:N	2.51	0.43
1:V:303:TYR:HB3	1:V:440:ILE:HD11	2.01	0.43
1:X:181:THR:N	1:X:182:PRO:HD2	2.34	0.43
1:JA:181:THR:N	1:JA:182:PRO:HD2	2.34	0.43
1:LA:3:PRO:HA	1:LA:26:GLU:HB2	2.01	0.43
1:PA:462:ILE:N	1:PA:463:PRO:HD2	2.34	0.43
1:TA:30:ARG:O	1:TA:32:VAL:HG13	2.19	0.43
1:TA:117:GLY:HA2	1:TA:120:GLN:NE2	2.33	0.43
1:TA:281:SER:OG	3:TA:1102:HOH:O	2.15	0.43
1:VA:9:ASP:OD1	1:VA:12:SER:HB2	2.18	0.43
1:VA:462:ILE:N	1:VA:463:PRO:HD2	2.34	0.43
1:A:201:ASP:HB2	1:A:252:ARG:HH11	1.83	0.43
1:A:464:LEU:O	1:A:468:ILE:HG12	2.18	0.43
1:G:349:GLU:HG3	1:G:399[A]:ARG:HG3	2.01	0.43
1:K:9:ASP:OD1	1:K:12:SER:HB2	2.18	0.43
1:K:184:MET:HG3	1:K:259:HIS:ND1	2.34	0.43
1:O:30:ARG:O	1:O:32:VAL:HG13	2.19	0.43
1:BA:303:TYR:HB3	1:BA:440:ILE:HD11	2.01	0.43
1:FA:349:GLU:HG3	1:FA:399[A]:ARG:HG3	2.01	0.43
1:HA:146:ASP:OD1	1:HA:146:ASP:N	2.51	0.43
1:HA:303:TYR:HB3	1:HA:440:ILE:HD11	2.01	0.43

Continued on next page...

Continued from previous page...

Atom-1	Atom-2	Interatomic distance (Å)	Clash overlap (Å)
1:LA:464:LEU:O	1:LA:468:ILE:HG12	2.18	0.43
1:RA:44:SER:HB3	1:RA:151:GLN:NE2	2.30	0.43
1:RA:349:GLU:HG3	1:RA:399[A]:ARG:HG3	2.01	0.43
1:E:181:THR:N	1:E:182:PRO:HD2	2.34	0.43
1:E:201:ASP:HB2	1:E:252:ARG:HH11	1.83	0.43
1:G:201:ASP:HB2	1:G:252:ARG:HH11	1.83	0.43
1:I:30:ARG:O	1:I:32:VAL:HG13	2.19	0.43
1:K:232:LYS:CD	1:K:234:GLU:HG2	2.46	0.43
1:S:349:GLU:HG3	1:S:399[A]:ARG:HG3	2.01	0.43
1:BA:30:ARG:O	1:BA:32:VAL:HG13	2.19	0.43
1:RA:201:ASP:HB2	1:RA:252:ARG:HH11	1.83	0.43
1:VA:449:SER:O	1:VA:449:SER:OG	2.30	0.43
1:E:425:LYS:HG3	1:G:323:GLY:HA3	2.00	0.43
1:O:303:TYR:HB3	1:O:440:ILE:HD11	2.01	0.43
1:X:462:ILE:N	1:X:463:PRO:HD2	2.34	0.43
1:Z:349:GLU:HG3	1:Z:399[A]:ARG:HG3	2.01	0.43
1:DA:44:SER:HB3	1:DA:151:GLN:NE2	2.34	0.43
1:JA:462:ILE:N	1:JA:463:PRO:HD2	2.34	0.43
1:LA:129:GLU:N	3:LA:1109:HOH:O	2.51	0.43
1:LA:201:ASP:HB2	1:LA:252:ARG:HH11	1.83	0.43
1:LA:349:GLU:HG3	1:LA:399[A]:ARG:HG3	2.01	0.43
1:PA:181:THR:N	1:PA:182:PRO:HD2	2.34	0.43
1:PA:425:LYS:HG3	1:RA:323:GLY:HA3	2.00	0.43
1:A:349:GLU:HG3	1:A:399[A]:ARG:HG3	2.01	0.43
1:K:201:ASP:HB2	1:K:252:ARG:HH11	1.82	0.43
1:M:129:GLU:N	3:M:1108:HOH:O	2.51	0.43
1:X:44:SER:HB3	1:X:151:GLN:NE2	2.34	0.43
1:NA:117:GLY:HA2	1:NA:120:GLN:NE2	2.33	0.43
1:VA:232:LYS:CD	1:VA:234:GLU:HG2	2.46	0.43
1:A:129:GLU:N	3:A:1109:HOH:O	2.51	0.43
1:A:138:ASP:OD1	1:A:138:ASP:N	2.52	0.43
1:I:146:ASP:OD1	1:I:146:ASP:N	2.51	0.43
1:M:349:GLU:HG3	1:M:399[A]:ARG:HG3	2.01	0.43
1:O:265:HIS:CD2	1:O:296:LEU:HD22	2.54	0.43
1:Q:63:ASP:HB2	1:Q:80:CYS:HA	2.00	0.43
1:Z:129:GLU:N	3:Z:1109:HOH:O	2.51	0.43
1:Z:202:GLU:HA	1:Z:205:LEU:HG	2.00	0.43
1:DA:181:THR:N	1:DA:182:PRO:HD2	2.34	0.43
1:FA:438:GLN:OE1	1:HA:198:ASN:ND2	2.37	0.43
1:FA:464:LEU:O	1:FA:468:ILE:HG12	2.18	0.43
1:TA:146:ASP:OD1	1:TA:146:ASP:N	2.52	0.43

Continued on next page...

Continued from previous page...

Atom-1	Atom-2	Interatomic distance (Å)	Clash overlap (Å)
1:VA:201:ASP:HB2	1:VA:252:ARG:HH11	1.83	0.43
1:C:202:GLU:HA	1:C:205:LEU:HG	2.01	0.42
1:Q:44:SER:HB3	1:Q:151:GLN:NE2	2.34	0.42
1:Q:181:THR:N	1:Q:182:PRO:HD2	2.34	0.42
1:Q:184:MET:HG3	1:Q:259:HIS:ND1	2.34	0.42
1:Q:462:ILE:N	1:Q:463:PRO:HD2	2.34	0.42
1:BA:265:HIS:CD2	1:BA:296:LEU:HD22	2.54	0.42
1:BA:267:LYS:HB2	1:BA:267:LYS:HE3	1.76	0.42
1:JA:63:ASP:HB2	1:JA:80:CYS:HA	2.01	0.42
1:LA:138:ASP:OD1	1:LA:138:ASP:N	2.52	0.42
1:NA:41[B]:ARG:HA	1:NA:41[B]:ARG:HD2	1.71	0.42
1:TA:415:LEU:HD12	1:TA:420:LEU:O	2.19	0.42
1:C:117:GLY:HA2	1:C:120:GLN:NE2	2.33	0.42
1:C:303:TYR:HB3	1:C:440:ILE:HD11	2.01	0.42
1:I:415:LEU:HD12	1:I:420:LEU:O	2.20	0.42
1:M:3:PRO:HA	1:M:26:GLU:HB2	2.01	0.42
1:Q:9:ASP:OD1	1:Q:12:SER:HB2	2.18	0.42
1:Q:263:VAL:HG12	1:Q:300:THR:HG22	2.02	0.42
1:S:202:GLU:HA	1:S:205:LEU:HG	2.01	0.42
1:Z:3:PRO:HA	1:Z:26:GLU:HB2	2.01	0.42
1:BA:146:ASP:N	1:BA:146:ASP:OD1	2.51	0.42
1:DA:9:ASP:OD1	1:DA:12:SER:HB2	2.18	0.42
1:FA:202:GLU:HA	1:FA:205:LEU:HG	2.00	0.42
1:JA:44:SER:HB3	1:JA:151:GLN:NE2	2.34	0.42
1:NA:202:GLU:HA	1:NA:205:LEU:HG	2.01	0.42
1:NA:415:LEU:HD12	1:NA:420:LEU:O	2.19	0.42
1:RA:305:VAL:HA	1:RA:439:SER:O	2.19	0.42
1:C:43:PHE:CE2	1:C:282:CYS:HB3	2.53	0.42
1:C:415:LEU:HD12	1:C:420:LEU:O	2.20	0.42
1:C:438:GLN:OE1	1:E:198:ASN:ND2	2.38	0.42
1:C:462:ILE:N	1:C:463:PRO:HD2	2.35	0.42
1:I:41[B]:ARG:HD2	1:I:41[B]:ARG:HA	1.71	0.42
1:I:202:GLU:HA	1:I:205:LEU:HG	2.01	0.42
1:I:462:ILE:N	1:I:463:PRO:HD2	2.35	0.42
1:M:202:GLU:HA	1:M:205:LEU:HG	2.00	0.42
1:O:146:ASP:N	1:O:146:ASP:OD1	2.51	0.42
1:O:267:LYS:HB2	1:O:267:LYS:HE3	1.76	0.42
1:S:414:THR:N	1:S:422:ALA:O	2.43	0.42
1:S:464:LEU:O	1:S:468:ILE:HG12	2.18	0.42
1:V:232:LYS:CD	1:V:234:GLU:HG2	2.43	0.42
1:X:63:ASP:HB2	1:X:80:CYS:HA	2.01	0.42

Continued on next page...

Continued from previous page...

Atom-1	Atom-2	Interatomic distance (Å)	Clash overlap (Å)
1:BA:421:TRP:CE2	1:DA:229:ARG:HD2	2.55	0.42
1:DA:184:MET:HG3	1:DA:259:HIS:ND1	2.34	0.42
1:DA:263:VAL:HG12	1:DA:300:THR:HG22	2.02	0.42
1:NA:195:TYR:OH	1:NA:282:CYS:O	2.28	0.42
1:NA:462:ILE:N	1:NA:463:PRO:HD2	2.35	0.42
1:TA:202:GLU:HA	1:TA:205:LEU:HG	2.01	0.42
1:C:41[B]:ARG:HA	1:C:41[B]:ARG:HD2	1.71	0.42
1:C:421:TRP:CE2	1:E:229:ARG:HD2	2.55	0.42
1:G:3:PRO:HA	1:G:26:GLU:HB2	2.00	0.42
1:G:305:VAL:HA	1:G:439:SER:O	2.19	0.42
1:O:138:ASP:OD1	1:O:138:ASP:N	2.53	0.42
1:O:421:TRP:CE2	1:Q:229:ARG:HD2	2.55	0.42
1:V:415:LEU:HD12	1:V:420:LEU:O	2.19	0.42
1:Z:138:ASP:OD1	1:Z:138:ASP:N	2.52	0.42
1:DA:63:ASP:HB2	1:DA:80:CYS:HA	2.01	0.42
1:NA:421:TRP:CE2	1:PA:229:ARG:HD2	2.55	0.42
1:PA:184:MET:HG3	1:PA:259:HIS:ND1	2.33	0.42
1:RA:308:HIS:CD2	1:RA:433:LYS:HB3	2.55	0.42
1:TA:462:ILE:N	1:TA:463:PRO:HD2	2.35	0.42
1:A:181:THR:N	1:A:182:PRO:HD2	2.35	0.42
1:A:232:LYS:CD	1:A:234:GLU:HG2	2.43	0.42
1:G:181:THR:N	1:G:182:PRO:HD2	2.35	0.42
1:S:71:ARG:NH1	1:S:151:GLN:OE1	2.41	0.42
1:S:90:PRO:HB3	1:S:464:LEU:CD1	2.49	0.42
1:S:181:THR:N	1:S:182:PRO:HD2	2.35	0.42
1:S:305:VAL:HA	1:S:439:SER:O	2.19	0.42
1:Z:36:ASP:N	1:Z:36:ASP:OD1	2.53	0.42
1:FA:181:THR:N	1:FA:182:PRO:HD2	2.35	0.42
1:JA:184:MET:HG3	1:JA:259:HIS:ND1	2.34	0.42
1:LA:181:THR:N	1:LA:182:PRO:HD2	2.35	0.42
1:NA:303:TYR:HB3	1:NA:440:ILE:HD11	2.01	0.42
1:RA:181:THR:N	1:RA:182:PRO:HD2	2.35	0.42
1:TA:43:PHE:CE2	1:TA:282:CYS:HB3	2.53	0.42
1:C:265:HIS:CD2	1:C:296:LEU:HD22	2.54	0.42
1:E:63:ASP:HB2	1:E:80:CYS:HA	2.00	0.42
1:E:184:MET:HG3	1:E:259:HIS:ND1	2.33	0.42
1:E:202:GLU:HA	1:E:205:LEU:HG	2.02	0.42
1:G:308:HIS:CD2	1:G:433:LYS:HB3	2.55	0.42
1:M:36:ASP:OD1	1:M:36:ASP:N	2.53	0.42
1:M:138:ASP:OD1	1:M:138:ASP:N	2.52	0.42
1:M:421:TRP:CE2	1:O:229:ARG:HD2	2.55	0.42

Continued on next page...

Continued from previous page...

Atom-1	Atom-2	Interatomic distance (Å)	Clash overlap (Å)
1:Q:90:PRO:HB3	1:Q:464:LEU:CD1	2.49	0.42
1:S:438:GLN:OE1	1:V:198:ASN:ND2	2.37	0.42
1:V:462:ILE:N	1:V:463:PRO:HD2	2.35	0.42
1:X:61:ILE:HD13	1:X:76:ARG:HB3	2.02	0.42
1:X:184:MET:HG3	1:X:259:HIS:ND1	2.34	0.42
1:DA:462:ILE:N	1:DA:463:PRO:HD2	2.34	0.42
1:FA:71:ARG:NH1	1:FA:151:GLN:OE1	2.41	0.42
1:FA:305:VAL:HA	1:FA:439:SER:O	2.19	0.42
1:HA:202:GLU:HA	1:HA:205:LEU:HG	2.01	0.42
1:HA:232:LYS:CD	1:HA:234:GLU:HG2	2.43	0.42
1:HA:415:LEU:HD12	1:HA:420:LEU:O	2.20	0.42
1:HA:462:ILE:N	1:HA:463:PRO:HD2	2.35	0.42
1:NA:30:ARG:O	1:NA:32:VAL:HG13	2.19	0.42
1:NA:265:HIS:CD2	1:NA:296:LEU:HD22	2.54	0.42
1:A:308:HIS:CD2	1:A:433:LYS:HB3	2.55	0.42
1:K:61:ILE:HD13	1:K:76:ARG:HB3	2.02	0.42
1:V:421:TRP:CE2	1:X:229:ARG:HD2	2.55	0.42
1:X:263:VAL:HG12	1:X:300:THR:HG22	2.02	0.42
1:Z:181:THR:N	1:Z:182:PRO:HD2	2.35	0.42
1:BA:138:ASP:OD1	1:BA:138:ASP:N	2.53	0.42
1:DA:41[B]:ARG:HA	1:DA:41[B]:ARG:HD2	1.68	0.42
1:JA:263:VAL:HG12	1:JA:300:THR:HG22	2.02	0.42
1:LA:308:HIS:CD2	1:LA:433:LYS:HB3	2.55	0.42
1:LA:415:LEU:HD12	1:LA:420:LEU:O	2.20	0.42
1:RA:3:PRO:HA	1:RA:26:GLU:HB2	2.01	0.42
1:VA:61:ILE:HD13	1:VA:76:ARG:HB3	2.02	0.42
1:A:36:ASP:OD1	1:A:36:ASP:N	2.53	0.42
1:A:415:LEU:HD12	1:A:420:LEU:O	2.20	0.42
1:C:146:ASP:OD1	1:C:146:ASP:N	2.51	0.42
1:I:308:HIS:CD2	1:I:433:LYS:HB3	2.55	0.42
1:I:421:TRP:CE2	1:K:229:ARG:HD2	2.55	0.42
1:M:181:THR:N	1:M:182:PRO:HD2	2.35	0.42
1:M:308:HIS:CD2	1:M:433:LYS:HB3	2.55	0.42
1:Q:61:ILE:HD13	1:Q:76:ARG:HB3	2.02	0.42
1:S:425:LYS:HG3	1:V:323:GLY:HA3	2.01	0.42
1:V:202:GLU:HA	1:V:205:LEU:HG	2.01	0.42
1:V:265:HIS:CD2	1:V:296:LEU:HD22	2.54	0.42
1:DA:90:PRO:HB3	1:DA:464:LEU:CD1	2.50	0.42
1:HA:421:TRP:CE2	1:JA:229:ARG:HD2	2.55	0.42
1:LA:305:VAL:HA	1:LA:439:SER:O	2.19	0.42
1:PA:63:ASP:HB2	1:PA:80:CYS:HA	2.00	0.42

Continued on next page...

Continued from previous page...

Atom-1	Atom-2	Interatomic distance (Å)	Clash overlap (Å)
1:PA:202:GLU:HA	1:PA:205:LEU:HG	2.02	0.42
1:TA:263:VAL:HG12	1:TA:300:THR:HG22	2.02	0.42
1:TA:308:HIS:CD2	1:TA:433:LYS:HB3	2.55	0.42
1:VA:181:THR:N	1:VA:182:PRO:HD2	2.34	0.42
1:E:61:ILE:HD13	1:E:76:ARG:HB3	2.02	0.42
1:G:421:TRP:CE2	1:I:229:ARG:HD2	2.55	0.42
1:I:265:HIS:CD2	1:I:296:LEU:HD22	2.54	0.42
1:I:303:TYR:HB3	1:I:440:ILE:HD11	2.01	0.42
1:I:356:GLN:HG3	1:I:384:ILE:HG22	2.02	0.42
1:M:41[B]:ARG:HA	1:M:41[B]:ARG:HD2	1.71	0.42
1:O:308:HIS:CD2	1:O:433:LYS:HB3	2.55	0.42
1:S:421:TRP:CZ2	1:V:229:ARG:HD2	2.55	0.42
1:Z:308:HIS:CD2	1:Z:433:LYS:HB3	2.55	0.42
1:Z:323:GLY:HA3	1:VA:425:LYS:HG3	2.00	0.42
1:FA:90:PRO:HB3	1:FA:464:LEU:CD1	2.50	0.42
1:LA:24:MET:SD	1:LA:24:MET:N	2.90	0.42
1:LA:36:ASP:OD1	1:LA:36:ASP:N	2.53	0.42
1:LA:232:LYS:CD	1:LA:234:GLU:HG2	2.43	0.42
1:NA:308:HIS:CD2	1:NA:433:LYS:HB3	2.55	0.42
1:PA:61:ILE:HD13	1:PA:76:ARG:HB3	2.02	0.42
1:TA:421:TRP:CE2	1:VA:229:ARG:HD2	2.55	0.42
1:VA:63:ASP:HB2	1:VA:80:CYS:HA	2.00	0.42
1:A:421:TRP:CZ2	1:C:229:ARG:HD2	2.55	0.42
1:C:30:ARG:O	1:C:32:VAL:HG13	2.19	0.42
1:C:308:HIS:CD2	1:C:433:LYS:HB3	2.55	0.42
1:G:421:TRP:CZ2	1:I:229:ARG:HD2	2.55	0.42
1:K:181:THR:N	1:K:182:PRO:HD2	2.34	0.42
1:K:425:LYS:HG3	1:M:323:GLY:HA3	2.00	0.42
1:M:415:LEU:HD12	1:M:420:LEU:O	2.20	0.42
1:S:129:GLU:N	3:S:1109:HOH:O	2.51	0.42
1:Z:41[B]:ARG:HA	1:Z:41[B]:ARG:HD2	1.71	0.42
1:BA:308:HIS:CD2	1:BA:433:LYS:HB3	2.55	0.42
1:HA:265:HIS:CD2	1:HA:296:LEU:HD22	2.54	0.42
1:JA:61:ILE:HD13	1:JA:76:ARG:HB3	2.02	0.42
1:LA:414:THR:N	1:LA:422:ALA:O	2.43	0.42
1:NA:146:ASP:N	1:NA:146:ASP:OD1	2.52	0.42
1:NA:356:GLN:HG3	1:NA:384:ILE:HG22	2.02	0.42
1:RA:309:ALA:O	1:RA:435:PRO:HB3	2.20	0.42
1:RA:421:TRP:CZ2	1:TA:229:ARG:HD2	2.55	0.42
1:G:309:ALA:O	1:G:435:PRO:HB3	2.20	0.41
1:I:263:VAL:HG12	1:I:300:THR:HG22	2.02	0.41

Continued on next page...

Continued from previous page...

Atom-1	Atom-2	Interatomic distance (Å)	Clash overlap (Å)
1:O:43:PHE:CE2	1:O:282:CYS:HB3	2.55	0.41
1:V:138:ASP:OD1	1:V:138:ASP:N	2.53	0.41
1:Z:421:TRP:CE2	1:BA:229:ARG:HD2	2.55	0.41
1:FA:421:TRP:CZ2	1:HA:229:ARG:HD2	2.55	0.41
1:FA:421:TRP:CE2	1:HA:229:ARG:HD2	2.55	0.41
1:HA:138:ASP:OD1	1:HA:138:ASP:N	2.53	0.41
1:LA:421:TRP:CZ2	1:NA:229:ARG:HD2	2.55	0.41
1:PA:6:VAL:HG23	1:PA:8:ILE:HG12	2.02	0.41
1:RA:421:TRP:CE2	1:TA:229:ARG:HD2	2.55	0.41
1:TA:265:HIS:CD2	1:TA:296:LEU:HD22	2.54	0.41
1:TA:356:GLN:HG3	1:TA:384:ILE:HG22	2.02	0.41
1:C:356:GLN:HG3	1:C:384:ILE:HG22	2.02	0.41
1:M:421:TRP:CD1	1:O:229:ARG:HB3	2.56	0.41
1:O:421:TRP:CZ2	1:Q:229:ARG:HD2	2.55	0.41
1:S:73:MET:HA	1:S:110:ARG:HG3	2.02	0.41
1:V:30:ARG:O	1:V:32:VAL:HG13	2.19	0.41
1:Z:309:ALA:O	1:Z:435:PRO:HB3	2.20	0.41
1:Z:415:LEU:HD12	1:Z:420:LEU:O	2.20	0.41
1:BA:201:ASP:HB2	1:BA:252:ARG:HH11	1.86	0.41
1:BA:421:TRP:CZ2	1:DA:229:ARG:HD2	2.55	0.41
1:BA:462:ILE:N	1:BA:463:PRO:HD2	2.35	0.41
1:DA:61:ILE:HD13	1:DA:76:ARG:HB3	2.02	0.41
1:FA:129:GLU:N	3:FA:1109:HOH:O	2.51	0.41
1:FA:267:LYS:HZ1	1:FA:446:GLU:HB3	1.85	0.41
1:FA:415:LEU:HD12	1:FA:420:LEU:O	2.20	0.41
1:TA:303:TYR:HB3	1:TA:440:ILE:HD11	2.01	0.41
1:TA:309:ALA:O	1:TA:435:PRO:HB3	2.21	0.41
1:TA:421:TRP:CZ2	1:VA:229:ARG:HD2	2.55	0.41
1:A:24:MET:SD	1:A:24:MET:N	2.90	0.41
1:A:421:TRP:CE2	1:C:229:ARG:HD2	2.55	0.41
1:E:6:VAL:HG23	1:E:8:ILE:HG12	2.02	0.41
1:G:73:MET:HA	1:G:110:ARG:HG3	2.02	0.41
1:G:421:TRP:CD1	1:I:229:ARG:HB3	2.56	0.41
1:I:421:TRP:CZ2	1:K:229:ARG:HD2	2.55	0.41
1:K:263:VAL:HG12	1:K:300:THR:HG22	2.02	0.41
1:M:110:ARG:O	1:M:115:LYS:NZ	2.53	0.41
1:O:41[B]:ARG:HA	1:O:41[B]:ARG:HD2	1.71	0.41
1:O:201:ASP:HB2	1:O:252:ARG:HH11	1.86	0.41
1:O:462:ILE:N	1:O:463:PRO:HD2	2.34	0.41
1:Q:41[B]:ARG:HA	1:Q:41[B]:ARG:HD2	1.68	0.41
1:X:267:LYS:NZ	1:X:446:GLU:HB3	2.35	0.41

Continued on next page...

Continued from previous page...

Atom-1	Atom-2	Interatomic distance (Å)	Clash overlap (Å)
1:Z:305:VAL:HA	1:Z:439:SER:O	2.19	0.41
1:Z:421:TRP:CZ2	1:BA:229:ARG:HD2	2.55	0.41
1:DA:267:LYS:NZ	1:DA:446:GLU:HB3	2.35	0.41
1:FA:73:MET:HA	1:FA:110:ARG:HG3	2.02	0.41
1:HA:30:ARG:O	1:HA:32:VAL:HG13	2.19	0.41
1:TA:41[B]:ARG:HD2	1:TA:41[B]:ARG:HA	1.71	0.41
1:A:6:VAL:HG23	1:A:8:ILE:HG12	2.03	0.41
1:M:305:VAL:HA	1:M:439:SER:O	2.19	0.41
1:M:309:ALA:O	1:M:435:PRO:HB3	2.20	0.41
1:O:202:GLU:HA	1:O:205:LEU:HG	2.01	0.41
1:O:263:VAL:HG12	1:O:300:THR:HG22	2.02	0.41
1:Q:267:LYS:NZ	1:Q:446:GLU:HB3	2.35	0.41
1:S:267:LYS:HZ1	1:S:446:GLU:HB3	1.85	0.41
1:S:415:LEU:HD12	1:S:420:LEU:O	2.20	0.41
1:V:308:HIS:CD2	1:V:433:LYS:HB3	2.55	0.41
1:X:202:GLU:HA	1:X:205:LEU:HG	2.02	0.41
1:BA:415:LEU:HD12	1:BA:420:LEU:O	2.19	0.41
1:HA:308:HIS:CD2	1:HA:433:LYS:HB3	2.55	0.41
1:JA:267:LYS:NZ	1:JA:446:GLU:HB3	2.36	0.41
1:LA:73:MET:HA	1:LA:110:ARG:HG3	2.02	0.41
1:LA:421:TRP:CE2	1:NA:229:ARG:HD2	2.55	0.41
1:RA:73:MET:HA	1:RA:110:ARG:HG3	2.02	0.41
1:A:71:ARG:NH1	1:A:151:GLN:OE1	2.41	0.41
1:A:73:MET:HA	1:A:110:ARG:HG3	2.02	0.41
1:C:232:LYS:CD	1:C:234:GLU:HG2	2.43	0.41
1:K:63:ASP:HB2	1:K:80:CYS:HA	2.01	0.41
1:M:421:TRP:CZ2	1:O:229:ARG:HD2	2.55	0.41
1:O:415:LEU:HD12	1:O:420:LEU:O	2.19	0.41
1:S:421:TRP:CE2	1:V:229:ARG:HD2	2.55	0.41
1:JA:202:GLU:HA	1:JA:205:LEU:HG	2.02	0.41
1:LA:6:VAL:HG23	1:LA:8:ILE:HG12	2.03	0.41
1:VA:263:VAL:HG12	1:VA:300:THR:HG22	2.02	0.41
1:A:305:VAL:HA	1:A:439:SER:O	2.20	0.41
1:G:274:CYS:SG	1:G:292:MET:HG2	2.61	0.41
1:I:273:THR:HG21	1:I:297:TYR:HB2	2.03	0.41
1:K:202:GLU:HA	1:K:205:LEU:HG	2.02	0.41
1:M:267:LYS:NZ	1:M:446:GLU:HB3	2.36	0.41
1:X:36:ASP:OD1	1:X:36:ASP:N	2.54	0.41
1:Z:421:TRP:CD1	1:BA:229:ARG:HB3	2.56	0.41
1:BA:263:VAL:HG12	1:BA:300:THR:HG22	2.02	0.41
1:FA:24:MET:SD	1:FA:24:MET:N	2.90	0.41

Continued on next page...

Continued from previous page...

Atom-1	Atom-2	Interatomic distance (Å)	Clash overlap (Å)
1:FA:274:CYS:SG	1:FA:292:MET:HG2	2.61	0.41
1:JA:36:ASP:OD1	1:JA:36:ASP:N	2.54	0.41
1:RA:6:VAL:HG23	1:RA:8:ILE:HG12	2.03	0.41
1:RA:274:CYS:SG	1:RA:292:MET:HG2	2.61	0.41
1:RA:421:TRP:CD1	1:TA:229:ARG:HB3	2.56	0.41
1:VA:44:SER:HB3	1:VA:151:GLN:NE2	2.34	0.41
1:C:309:ALA:O	1:C:435:PRO:HB3	2.21	0.41
1:I:309:ALA:O	1:I:435:PRO:HB3	2.21	0.41
1:O:356:GLN:HG3	1:O:384:ILE:HG22	2.02	0.41
1:S:138:ASP:OD1	1:S:138:ASP:N	2.52	0.41
1:S:309:ALA:O	1:S:435:PRO:HB3	2.20	0.41
1:V:201:ASP:HB2	1:V:252:ARG:HH11	1.86	0.41
1:X:6:VAL:HG23	1:X:8:ILE:HG12	2.02	0.41
1:Z:273:THR:HG21	1:Z:297:TYR:HB2	2.03	0.41
1:BA:273:THR:HG21	1:BA:297:TYR:HB2	2.03	0.41
1:FA:309:ALA:O	1:FA:435:PRO:HB3	2.20	0.41
1:HA:201:ASP:HB2	1:HA:252:ARG:HH11	1.86	0.41
1:NA:281:SER:OG	3:NA:1102:HOH:O	2.15	0.41
1:TA:414:THR:N	1:TA:422:ALA:O	2.43	0.41
1:VA:6:VAL:HG23	1:VA:8:ILE:HG12	2.02	0.41
1:VA:202:GLU:HA	1:VA:205:LEU:HG	2.02	0.41
1:VA:464:LEU:O	1:VA:468:ILE:HG12	2.21	0.41
1:C:263:VAL:HG12	1:C:300:THR:HG22	2.02	0.41
1:E:263:VAL:HG12	1:E:300:THR:HG22	2.01	0.41
1:M:273:THR:HG21	1:M:297:TYR:HB2	2.03	0.41
1:S:274:CYS:SG	1:S:292:MET:HG2	2.61	0.41
1:V:36:ASP:N	1:V:36:ASP:OD1	2.54	0.41
1:Z:6:VAL:HG23	1:Z:8:ILE:HG12	2.03	0.41
1:Z:73:MET:HA	1:Z:110:ARG:HG3	2.02	0.41
1:BA:202:GLU:HA	1:BA:205:LEU:HG	2.01	0.41
1:FA:6:VAL:HG23	1:FA:8:ILE:HG12	2.03	0.41
1:FA:138:ASP:OD1	1:FA:138:ASP:N	2.52	0.41
1:NA:263:VAL:HG12	1:NA:300:THR:HG22	2.02	0.41
1:PA:263:VAL:HG12	1:PA:300:THR:HG22	2.01	0.41
1:RA:122:VAL:HG11	1:RA:133:PHE:CD2	2.56	0.41
1:A:90:PRO:HB3	1:A:464:LEU:CD1	2.49	0.41
1:C:138:ASP:OD2	1:C:161:SER:OG	2.29	0.41
1:C:273:THR:HG21	1:C:297:TYR:HB2	2.03	0.41
1:C:421:TRP:CZ2	1:E:229:ARG:HD2	2.55	0.41
1:E:267:LYS:NZ	1:E:446:GLU:HB3	2.36	0.41
1:G:6:VAL:HG23	1:G:8:ILE:HG12	2.03	0.41

Continued on next page...

Continued from previous page...

Atom-1	Atom-2	Interatomic distance (Å)	Clash overlap (Å)
1:G:61:ILE:HD13	1:G:76:ARG:HB3	2.03	0.41
1:I:349:GLU:HG3	1:I:399[A]:ARG:HG3	2.03	0.41
1:K:6:VAL:HG23	1:K:8:ILE:HG12	2.02	0.41
1:K:44:SER:HB3	1:K:151:GLN:NE2	2.34	0.41
1:M:61:ILE:HD13	1:M:76:ARG:HB3	2.03	0.41
1:O:273:THR:HG21	1:O:297:TYR:HB2	2.03	0.41
1:S:24:MET:SD	1:S:24:MET:N	2.90	0.41
1:V:273:THR:HG21	1:V:297:TYR:HB2	2.03	0.41
1:V:356:GLN:HG3	1:V:384:ILE:HG22	2.02	0.41
1:Z:61:ILE:HD13	1:Z:76:ARG:HB3	2.03	0.41
1:Z:122:VAL:HG11	1:Z:133:PHE:CD2	2.56	0.41
1:Z:267:LYS:NZ	1:Z:446:GLU:HB3	2.36	0.41
1:BA:356:GLN:HG3	1:BA:384:ILE:HG22	2.03	0.41
1:HA:36:ASP:OD1	1:HA:36:ASP:N	2.54	0.41
1:HA:273:THR:HG21	1:HA:297:TYR:HB2	2.03	0.41
1:HA:349:GLU:HG3	1:HA:399[A]:ARG:HG3	2.03	0.41
1:HA:356:GLN:HG3	1:HA:384:ILE:HG22	2.02	0.41
1:JA:6:VAL:HG23	1:JA:8:ILE:HG12	2.02	0.41
1:LA:71:ARG:NH1	1:LA:151:GLN:OE1	2.41	0.41
1:LA:267:LYS:NZ	1:LA:446:GLU:HB3	2.36	0.41
1:NA:232:LYS:CD	1:NA:234:GLU:HG2	2.43	0.41
1:NA:267:LYS:HE3	1:NA:267:LYS:HB2	1.76	0.41
1:NA:273:THR:HG21	1:NA:297:TYR:HB2	2.03	0.41
1:NA:421:TRP:CZ2	1:PA:229:ARG:HD2	2.55	0.41
1:PA:111:ASN:HB3	1:PA:115:LYS:HZ2	1.84	0.41
1:PA:267:LYS:NZ	1:PA:446:GLU:HB3	2.35	0.41
1:RA:61:ILE:HD13	1:RA:76:ARG:HB3	2.03	0.41
1:TA:273:THR:HG21	1:TA:297:TYR:HB2	2.03	0.41
1:TA:349:GLU:HG3	1:TA:399[A]:ARG:HG3	2.03	0.41
1:VA:267:LYS:NZ	1:VA:446:GLU:HB3	2.35	0.41
1:A:61:ILE:HD13	1:A:76:ARG:HB3	2.03	0.41
1:A:267:LYS:NZ	1:A:446:GLU:HB3	2.36	0.41
1:C:267:LYS:HE3	1:C:267:LYS:HB2	1.76	0.41
1:E:44:SER:HB3	1:E:151:GLN:NE2	2.34	0.41
1:G:415:LEU:HD12	1:G:420:LEU:O	2.20	0.41
1:I:414:THR:N	1:I:422:ALA:O	2.43	0.41
1:K:308:HIS:CD2	1:K:433:LYS:HB3	2.56	0.41
1:M:73:MET:HA	1:M:110:ARG:HG3	2.02	0.41
1:M:122:VAL:HG11	1:M:133:PHE:CD2	2.56	0.41
1:M:406:LYS:HA	1:M:406:LYS:HD3	1.86	0.41
1:O:349:GLU:HG3	1:O:399[A]:ARG:HG3	2.03	0.41

Continued on next page...

Continued from previous page...

Atom-1	Atom-2	Interatomic distance (Å)	Clash overlap (Å)
1:Q:36:ASP:N	1:Q:36:ASP:OD1	2.54	0.41
1:Q:202:GLU:HA	1:Q:205:LEU:HG	2.02	0.41
1:V:349:GLU:HG3	1:V:399[A]:ARG:HG3	2.03	0.41
1:DA:36:ASP:N	1:DA:36:ASP:OD1	2.54	0.41
1:FA:425:LYS:HG3	1:HA:323:GLY:HA3	2.03	0.41
1:HA:263:VAL:HG12	1:HA:300:THR:HG22	2.02	0.41
1:LA:61:ILE:HD13	1:LA:76:ARG:HB3	2.03	0.41
1:NA:43:PHE:CE2	1:NA:282:CYS:HB3	2.55	0.41
1:NA:309:ALA:O	1:NA:435:PRO:HB3	2.21	0.41
1:TA:181:THR:N	1:TA:182:PRO:HD2	2.36	0.41
1:TA:201:ASP:HB2	1:TA:252:ARG:HH11	1.86	0.41
1:A:122:VAL:HG11	1:A:133:PHE:CD2	2.56	0.40
1:A:309:ALA:O	1:A:435:PRO:HB3	2.20	0.40
1:A:425:LYS:HG3	1:C:323:GLY:HA3	2.03	0.40
1:C:36:ASP:OD1	1:C:36:ASP:N	2.54	0.40
1:M:349:GLU:HG3	1:M:399[B]:ARG:HG3	2.04	0.40
1:V:421:TRP:CZ2	1:X:229:ARG:HD2	2.55	0.40
1:Z:349:GLU:HG3	1:Z:399[B]:ARG:HG3	2.04	0.40
1:BA:129:GLU:N	3:BA:1109:HOH:O	2.53	0.40
1:LA:90:PRO:HB3	1:LA:464:LEU:CD1	2.49	0.40
1:LA:122:VAL:HG11	1:LA:133:PHE:CD2	2.56	0.40
1:LA:421:TRP:CD1	1:NA:229:ARG:HB3	2.56	0.40
1:LA:425:LYS:HG3	1:NA:323:GLY:HA3	2.03	0.40
1:A:421:TRP:CD1	1:C:229:ARG:HB3	2.56	0.40
1:C:181:THR:N	1:C:182:PRO:HD2	2.37	0.40
1:E:21:ALA:O	1:G:34:PRO:HG3	2.22	0.40
1:I:181:THR:N	1:I:182:PRO:HD2	2.37	0.40
1:I:201:ASP:HB2	1:I:252:ARG:HH11	1.86	0.40
1:K:267:LYS:NZ	1:K:446:GLU:HB3	2.36	0.40
1:K:273:THR:HG21	1:K:297:TYR:HB2	2.04	0.40
1:O:129:GLU:N	3:O:1109:HOH:O	2.54	0.40
1:Q:83:PRO:HB3	1:Q:137:THR:HA	2.03	0.40
1:BA:349:GLU:HG3	1:BA:399[A]:ARG:HG3	2.03	0.40
1:FA:110:ARG:O	1:FA:115:LYS:NZ	2.53	0.40
1:FA:308:HIS:CD2	1:FA:433:LYS:HB3	2.55	0.40
1:LA:309:ALA:O	1:LA:435:PRO:HB3	2.20	0.40
1:NA:181:THR:N	1:NA:182:PRO:HD2	2.37	0.40
1:PA:21:ALA:O	1:RA:34:PRO:HG3	2.22	0.40
1:PA:44:SER:HB3	1:PA:151:GLN:NE2	2.34	0.40
1:PA:308:HIS:CD2	1:PA:433:LYS:HB3	2.56	0.40
1:VA:138:ASP:OD1	1:VA:138:ASP:N	2.49	0.40

Continued on next page...

Continued from previous page...

Atom-1	Atom-2	Interatomic distance (Å)	Clash overlap (Å)
1:VA:273:THR:HG21	1:VA:297:TYR:HB2	2.04	0.40
1:VA:308:HIS:CD2	1:VA:433:LYS:HB3	2.56	0.40
1:A:34:PRO:HG3	1:X:21:ALA:O	2.22	0.40
1:K:21:ALA:O	1:M:34:PRO:HG3	2.22	0.40
1:M:6:VAL:HG23	1:M:8:ILE:HG12	2.03	0.40
1:S:6:VAL:HG23	1:S:8:ILE:HG12	2.03	0.40
1:S:308:HIS:CD2	1:S:433:LYS:HB3	2.55	0.40
1:V:263:VAL:HG12	1:V:300:THR:HG22	2.02	0.40
1:DA:202:GLU:HA	1:DA:205:LEU:HG	2.02	0.40
1:HA:309:ALA:O	1:HA:435:PRO:HB3	2.21	0.40
1:HA:421:TRP:CZ2	1:JA:229:ARG:HD2	2.55	0.40
1:LA:274:CYS:SG	1:LA:292:MET:HG2	2.61	0.40
1:NA:201:ASP:HB2	1:NA:252:ARG:HH11	1.86	0.40
1:RA:273:THR:HG21	1:RA:297:TYR:HB2	2.03	0.40
1:RA:415:LEU:HD12	1:RA:420:LEU:O	2.20	0.40
1:VA:83:PRO:HB3	1:VA:137:THR:HA	2.03	0.40
1:A:274:CYS:SG	1:A:292:MET:HG2	2.61	0.40
1:G:122:VAL:HG11	1:G:133:PHE:CD2	2.56	0.40
1:G:273:THR:HG21	1:G:297:TYR:HB2	2.03	0.40
1:I:43:PHE:CE2	1:I:282:CYS:HB3	2.55	0.40
1:K:138:ASP:OD1	1:K:138:ASP:N	2.49	0.40
1:M:274:CYS:SG	1:M:292:MET:HG2	2.61	0.40
1:O:181:THR:N	1:O:182:PRO:HD2	2.36	0.40
1:Q:9:ASP:HB3	1:Q:31:GLN:OE1	2.22	0.40
1:Q:273:THR:HG21	1:Q:297:TYR:HB2	2.04	0.40
1:S:61:ILE:HD13	1:S:76:ARG:HB3	2.03	0.40
1:S:110:ARG:O	1:S:115:LYS:NZ	2.53	0.40
1:V:309:ALA:O	1:V:435:PRO:HB3	2.21	0.40
1:Z:34:PRO:HG3	1:VA:21:ALA:O	2.22	0.40
1:Z:274:CYS:SG	1:Z:292:MET:HG2	2.61	0.40
1:BA:414:THR:N	1:BA:422:ALA:O	2.43	0.40
1:FA:61:ILE:HD13	1:FA:76:ARG:HB3	2.03	0.40
1:FA:237:ASP:OD2	1:FA:251:SER:HB2	2.21	0.40
1:JA:21:ALA:O	1:LA:34:PRO:HG3	2.22	0.40
1:A:237:ASP:OD2	1:A:251:SER:HB2	2.21	0.40
1:A:275:ARG:HD2	1:C:88:GLU:HG3	2.04	0.40
1:C:201:ASP:HB2	1:C:252:ARG:HH11	1.86	0.40
1:E:9:ASP:HB3	1:E:31:GLN:OE1	2.22	0.40
1:G:449:SER:O	1:G:449:SER:OG	2.32	0.40
1:K:349:GLU:HG3	1:K:399[B]:ARG:HG3	2.04	0.40
1:Q:21:ALA:O	1:S:34:PRO:HG3	2.22	0.40

Continued on next page...

Continued from previous page...

Atom-1	Atom-2	Interatomic distance (Å)	Clash overlap (Å)
1:S:237:ASP:OD2	1:S:251:SER:HB2	2.21	0.40
1:S:267:LYS:NZ	1:S:446:GLU:HB3	2.36	0.40
1:S:421:TRP:CD1	1:V:229:ARG:HB3	2.56	0.40
1:V:129:GLU:N	3:V:1109:HOH:O	2.54	0.40
1:DA:9:ASP:HB3	1:DA:31:GLN:OE1	2.22	0.40
1:DA:21:ALA:O	1:FA:34:PRO:HG3	2.22	0.40
1:FA:273:THR:HG21	1:FA:297:TYR:HB2	2.03	0.40
1:FA:421:TRP:CD1	1:HA:229:ARG:HB3	2.56	0.40
1:JA:9:ASP:HB3	1:JA:31:GLN:OE1	2.22	0.40
1:JA:90:PRO:HB3	1:JA:464:LEU:CD1	2.49	0.40
1:LA:237:ASP:OD2	1:LA:251:SER:HB2	2.21	0.40
1:LA:275:ARG:HD2	1:NA:88:GLU:HG3	2.04	0.40
1:PA:9:ASP:HB3	1:PA:31:GLN:OE1	2.22	0.40
1:RA:421:TRP:CG	1:TA:229:ARG:HB3	2.57	0.40
1:TA:421:TRP:CG	1:VA:229:ARG:HB3	2.57	0.40
1:VA:349:GLU:HG3	1:VA:399[B]:ARG:HG3	2.04	0.40
1:VA:415:LEU:HD12	1:VA:420:LEU:O	2.22	0.40

There are no symmetry-related clashes.

5.3 Torsion angles [i](#)

5.3.1 Protein backbone [i](#)

In the following table, the Percentiles column shows the percent Ramachandran outliers of the chain as a percentile score with respect to all PDB entries followed by that with respect to all EM entries.

The Analysed column shows the number of residues for which the backbone conformation was analysed, and the total number of residues.

Mol	Chain	Analysed	Favoured	Allowed	Outliers	Percentiles	
1	A	455/472 (96%)	425 (93%)	30 (7%)	0	100	100
1	BA	455/472 (96%)	427 (94%)	28 (6%)	0	100	100
1	C	455/472 (96%)	425 (93%)	30 (7%)	0	100	100
1	DA	455/472 (96%)	425 (93%)	30 (7%)	0	100	100
1	E	455/472 (96%)	425 (93%)	30 (7%)	0	100	100
1	FA	455/472 (96%)	425 (93%)	30 (7%)	0	100	100
1	G	455/472 (96%)	425 (93%)	30 (7%)	0	100	100

Continued on next page...

Continued from previous page...

Mol	Chain	Analysed	Favoured	Allowed	Outliers	Percentiles	
1	HA	455/472 (96%)	423 (93%)	32 (7%)	0	100	100
1	I	455/472 (96%)	425 (93%)	30 (7%)	0	100	100
1	JA	455/472 (96%)	425 (93%)	30 (7%)	0	100	100
1	K	455/472 (96%)	426 (94%)	29 (6%)	0	100	100
1	LA	455/472 (96%)	425 (93%)	30 (7%)	0	100	100
1	M	455/472 (96%)	425 (93%)	30 (7%)	0	100	100
1	NA	455/472 (96%)	424 (93%)	31 (7%)	0	100	100
1	O	455/472 (96%)	424 (93%)	31 (7%)	0	100	100
1	PA	455/472 (96%)	426 (94%)	29 (6%)	0	100	100
1	Q	455/472 (96%)	425 (93%)	30 (7%)	0	100	100
1	RA	455/472 (96%)	425 (93%)	30 (7%)	0	100	100
1	S	455/472 (96%)	425 (93%)	30 (7%)	0	100	100
1	TA	455/472 (96%)	424 (93%)	31 (7%)	0	100	100
1	V	455/472 (96%)	424 (93%)	31 (7%)	0	100	100
1	VA	455/472 (96%)	425 (93%)	30 (7%)	0	100	100
1	X	455/472 (96%)	426 (94%)	29 (6%)	0	100	100
1	Z	455/472 (96%)	425 (93%)	30 (7%)	0	100	100
All	All	10920/11328 (96%)	10199 (93%)	721 (7%)	0	100	100

There are no Ramachandran outliers to report.

5.3.2 Protein sidechains [i](#)

In the following table, the Percentiles column shows the percent sidechain outliers of the chain as a percentile score with respect to all PDB entries followed by that with respect to all EM entries.

The Analysed column shows the number of residues for which the sidechain conformation was analysed, and the total number of residues.

Mol	Chain	Analysed	Rotameric	Outliers	Percentiles	
1	A	386/409 (94%)	386 (100%)	0	100	100
1	BA	386/409 (94%)	386 (100%)	0	100	100
1	C	386/409 (94%)	386 (100%)	0	100	100
1	DA	386/409 (94%)	386 (100%)	0	100	100

Continued on next page...

Continued from previous page...

Mol	Chain	Analysed	Rotameric	Outliers	Percentiles	
1	E	386/409 (94%)	386 (100%)	0	100	100
1	FA	386/409 (94%)	386 (100%)	0	100	100
1	G	386/409 (94%)	386 (100%)	0	100	100
1	HA	386/409 (94%)	386 (100%)	0	100	100
1	I	386/409 (94%)	386 (100%)	0	100	100
1	JA	386/409 (94%)	386 (100%)	0	100	100
1	K	386/409 (94%)	386 (100%)	0	100	100
1	LA	386/409 (94%)	386 (100%)	0	100	100
1	M	386/409 (94%)	386 (100%)	0	100	100
1	NA	386/409 (94%)	386 (100%)	0	100	100
1	O	386/409 (94%)	386 (100%)	0	100	100
1	PA	386/409 (94%)	386 (100%)	0	100	100
1	Q	386/409 (94%)	386 (100%)	0	100	100
1	RA	386/409 (94%)	386 (100%)	0	100	100
1	S	386/409 (94%)	386 (100%)	0	100	100
1	TA	386/409 (94%)	386 (100%)	0	100	100
1	V	386/409 (94%)	386 (100%)	0	100	100
1	VA	386/409 (94%)	386 (100%)	0	100	100
1	X	386/409 (94%)	386 (100%)	0	100	100
1	Z	386/409 (94%)	386 (100%)	0	100	100
All	All	9264/9816 (94%)	9264 (100%)	0	100	100

There are no protein residues with a non-rotameric sidechain to report.

Sometimes sidechains can be flipped to improve hydrogen bonding and reduce clashes. All (181) such sidechains are listed below:

Mol	Chain	Res	Type
1	A	39	ASN
1	A	79	HIS
1	A	95	ASN
1	A	136	HIS
1	A	157	HIS
1	A	165	GLN
1	A	203	GLN
1	A	259	HIS

Continued on next page...

Continued from previous page...

Mol	Chain	Res	Type
1	A	441	GLN
1	C	39	ASN
1	C	120	GLN
1	C	165	GLN
1	C	203	GLN
1	C	259	HIS
1	C	441	GLN
1	E	39	ASN
1	E	120	GLN
1	E	157	HIS
1	E	165	GLN
1	E	203	GLN
1	E	259	HIS
1	E	426	GLN
1	G	39	ASN
1	G	79	HIS
1	G	95	ASN
1	G	136	HIS
1	G	157	HIS
1	G	165	GLN
1	G	203	GLN
1	G	259	HIS
1	G	341	GLN
1	G	441	GLN
1	I	39	ASN
1	I	120	GLN
1	I	165	GLN
1	I	203	GLN
1	I	259	HIS
1	I	341	GLN
1	I	441	GLN
1	K	39	ASN
1	K	120	GLN
1	K	157	HIS
1	K	165	GLN
1	K	203	GLN
1	K	259	HIS
1	K	426	GLN
1	M	39	ASN
1	M	79	HIS
1	M	95	ASN
1	M	136	HIS

Continued on next page...

Continued from previous page...

Mol	Chain	Res	Type
1	M	157	HIS
1	M	165	GLN
1	M	203	GLN
1	M	259	HIS
1	M	341	GLN
1	M	441	GLN
1	O	39	ASN
1	O	120	GLN
1	O	165	GLN
1	O	203	GLN
1	O	259	HIS
1	O	441	GLN
1	Q	39	ASN
1	Q	157	HIS
1	Q	165	GLN
1	Q	203	GLN
1	Q	259	HIS
1	Q	426	GLN
1	S	39	ASN
1	S	79	HIS
1	S	95	ASN
1	S	136	HIS
1	S	157	HIS
1	S	165	GLN
1	S	203	GLN
1	S	259	HIS
1	S	341	GLN
1	S	426	GLN
1	S	441	GLN
1	V	39	ASN
1	V	165	GLN
1	V	203	GLN
1	V	259	HIS
1	V	441	GLN
1	X	39	ASN
1	X	120	GLN
1	X	157	HIS
1	X	165	GLN
1	X	203	GLN
1	X	259	HIS
1	X	426	GLN
1	Z	39	ASN

Continued on next page...

Continued from previous page...

Mol	Chain	Res	Type
1	Z	79	HIS
1	Z	95	ASN
1	Z	136	HIS
1	Z	157	HIS
1	Z	165	GLN
1	Z	203	GLN
1	Z	259	HIS
1	Z	341	GLN
1	Z	441	GLN
1	BA	39	ASN
1	BA	165	GLN
1	BA	203	GLN
1	BA	259	HIS
1	BA	441	GLN
1	DA	39	ASN
1	DA	120	GLN
1	DA	157	HIS
1	DA	165	GLN
1	DA	203	GLN
1	DA	259	HIS
1	DA	426	GLN
1	FA	39	ASN
1	FA	79	HIS
1	FA	95	ASN
1	FA	136	HIS
1	FA	157	HIS
1	FA	165	GLN
1	FA	203	GLN
1	FA	259	HIS
1	FA	341	GLN
1	FA	441	GLN
1	HA	39	ASN
1	HA	120	GLN
1	HA	165	GLN
1	HA	203	GLN
1	HA	259	HIS
1	HA	341	GLN
1	HA	441	GLN
1	JA	39	ASN
1	JA	157	HIS
1	JA	165	GLN
1	JA	203	GLN

Continued on next page...

Continued from previous page...

Mol	Chain	Res	Type
1	JA	259	HIS
1	JA	426	GLN
1	LA	39	ASN
1	LA	79	HIS
1	LA	95	ASN
1	LA	136	HIS
1	LA	157	HIS
1	LA	165	GLN
1	LA	203	GLN
1	LA	259	HIS
1	LA	441	GLN
1	NA	39	ASN
1	NA	120	GLN
1	NA	165	GLN
1	NA	203	GLN
1	NA	259	HIS
1	NA	441	GLN
1	PA	39	ASN
1	PA	120	GLN
1	PA	157	HIS
1	PA	165	GLN
1	PA	203	GLN
1	PA	259	HIS
1	PA	426	GLN
1	RA	39	ASN
1	RA	79	HIS
1	RA	95	ASN
1	RA	136	HIS
1	RA	157	HIS
1	RA	165	GLN
1	RA	203	GLN
1	RA	259	HIS
1	RA	341	GLN
1	RA	441	GLN
1	TA	39	ASN
1	TA	120	GLN
1	TA	165	GLN
1	TA	203	GLN
1	TA	259	HIS
1	TA	341	GLN
1	TA	441	GLN
1	VA	39	ASN

Continued on next page...

Continued from previous page...

Mol	Chain	Res	Type
1	VA	157	HIS
1	VA	165	GLN
1	VA	203	GLN
1	VA	259	HIS
1	VA	426	GLN

5.3.3 RNA [i](#)

There are no RNA molecules in this entry.

5.4 Non-standard residues in protein, DNA, RNA chains [i](#)

There are no non-standard protein/DNA/RNA residues in this entry.

5.5 Carbohydrates [i](#)

There are no monosaccharides in this entry.

5.6 Ligand geometry [i](#)

Of 24 ligands modelled in this entry, 24 are monoatomic - leaving 0 for Mogul analysis.

There are no bond length outliers.

There are no bond angle outliers.

There are no chirality outliers.

There are no torsion outliers.

There are no ring outliers.

No monomer is involved in short contacts.

5.7 Other polymers [i](#)

There are no such residues in this entry.

5.8 Polymer linkage issues [i](#)

There are no chain breaks in this entry.

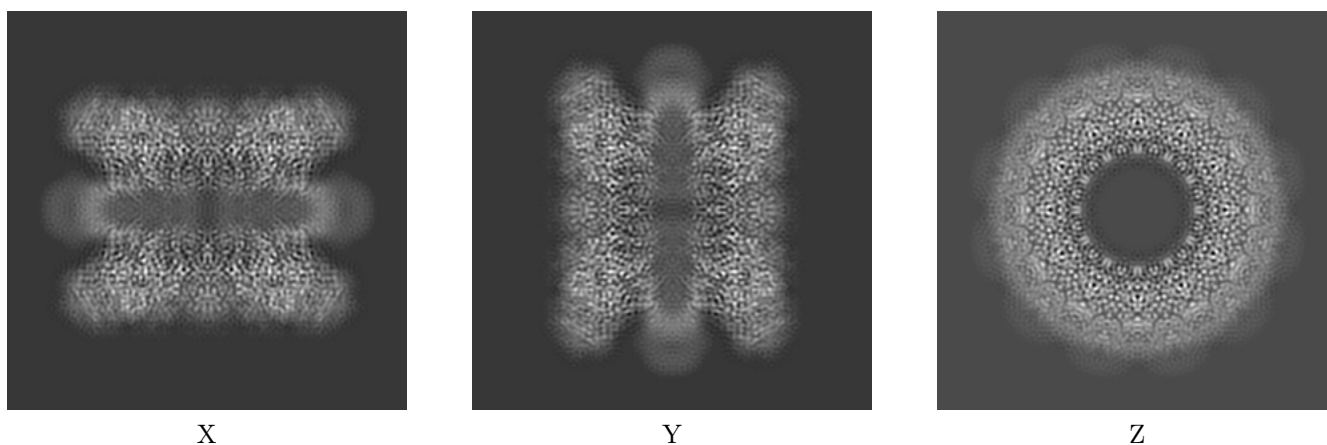
6 Map visualisation [i](#)

This section contains visualisations of the EMDB entry EMD-11023. These allow visual inspection of the internal detail of the map and identification of artifacts.

No raw map or half-maps were deposited for this entry and therefore no images, graphs, etc. pertaining to the raw map can be shown.

6.1 Orthogonal projections [i](#)

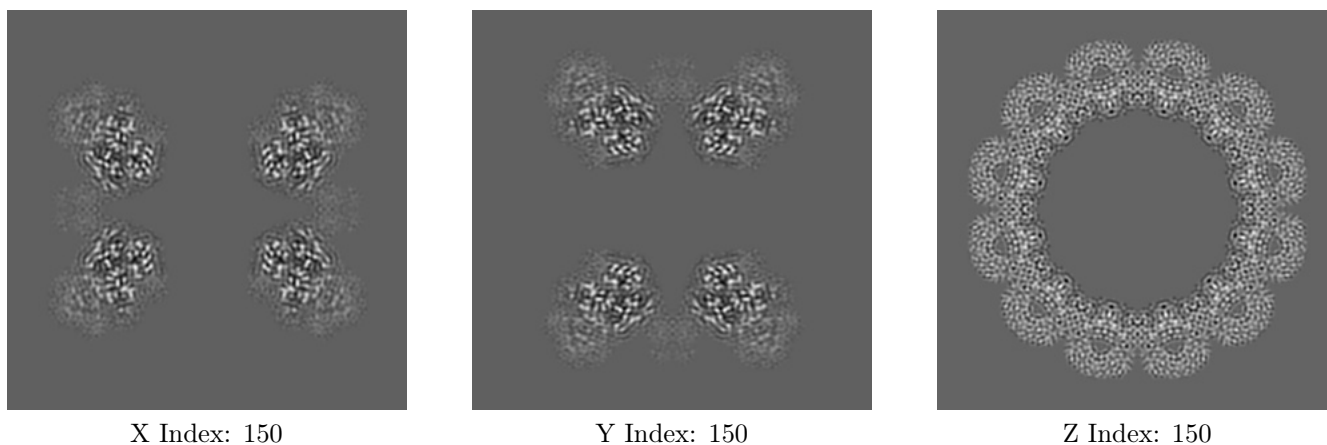
6.1.1 Primary map



The images above show the map projected in three orthogonal directions.

6.2 Central slices [i](#)


6.2.1 Primary map



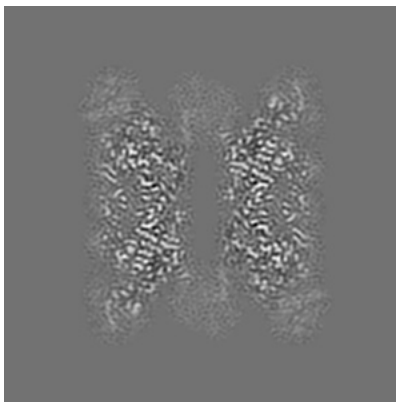
The images above show central slices of the map in three orthogonal directions.

6.3 Largest variance slices [i](#)


6.3.1 Primary map



X Index: 209



Y Index: 91




Z Index: 107

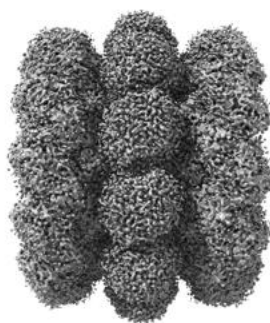
The images above show the largest variance slices of the map in three orthogonal directions.

6.4 Orthogonal surface views [i](#)


6.4.1 Primary map



X



Y



Z

The images above show the 3D surface view of the map at the recommended contour level 0.006. These images, in conjunction with the slice images, may facilitate assessment of whether an appropriate contour level has been provided.

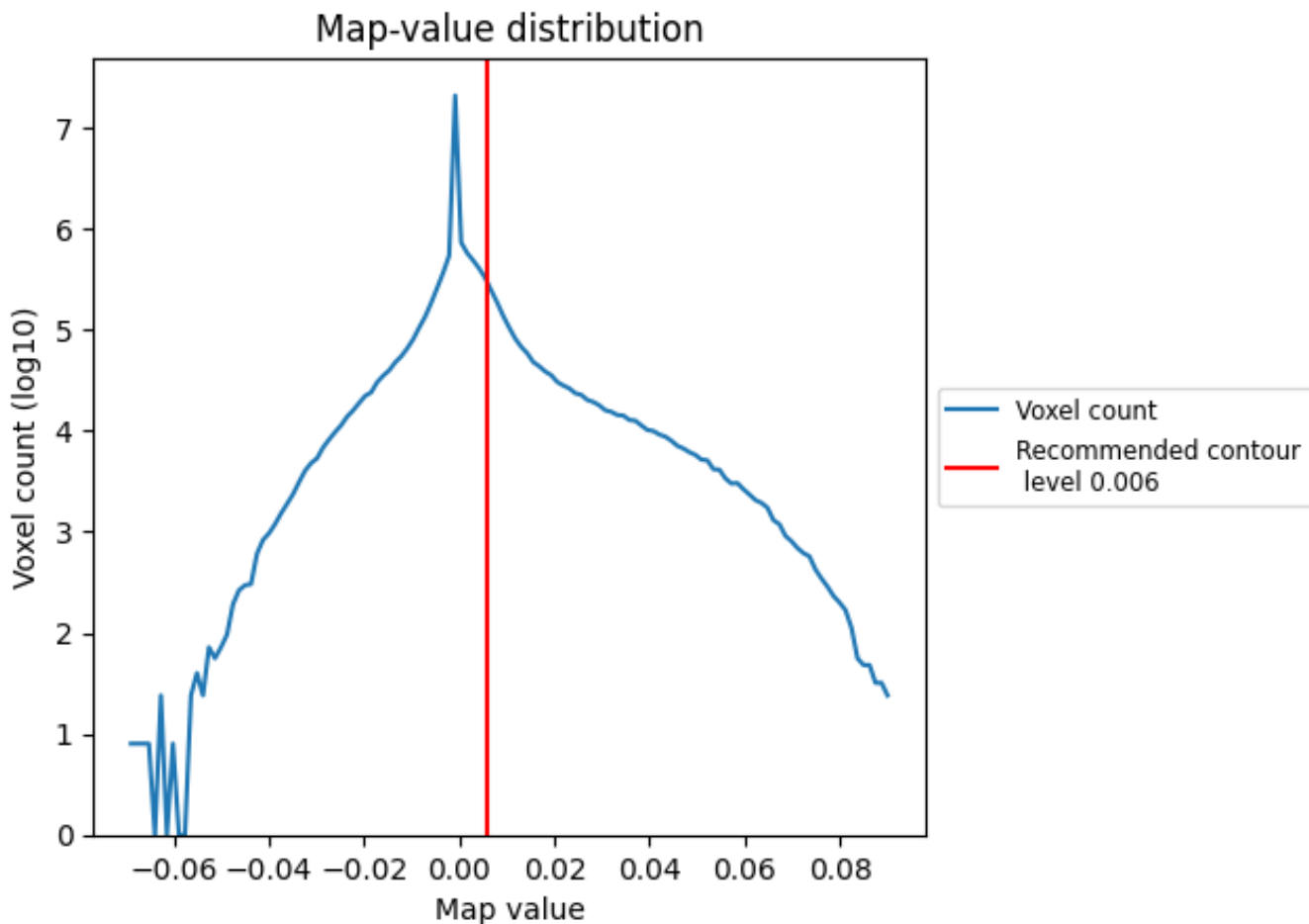
6.5 Mask visualisation

This section was not generated. No masks/segmentation were deposited.

7 Map analysis [i](#)

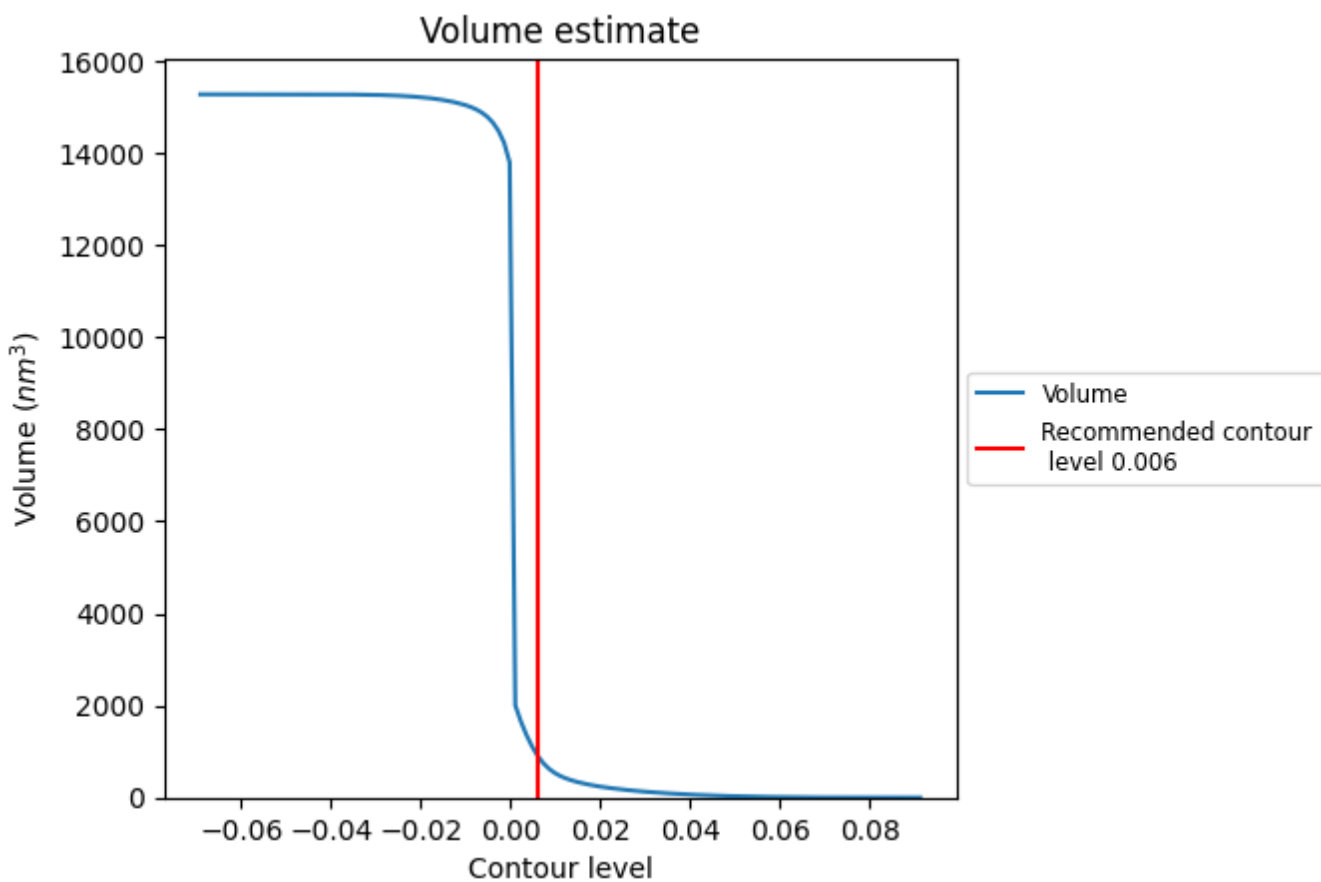
This section contains the results of statistical analysis of the map.

7.1 Map-value distribution [i](#)



The map-value distribution is plotted in 128 intervals along the x-axis. The y-axis is logarithmic. A spike in this graph at zero usually indicates that the volume has been masked.

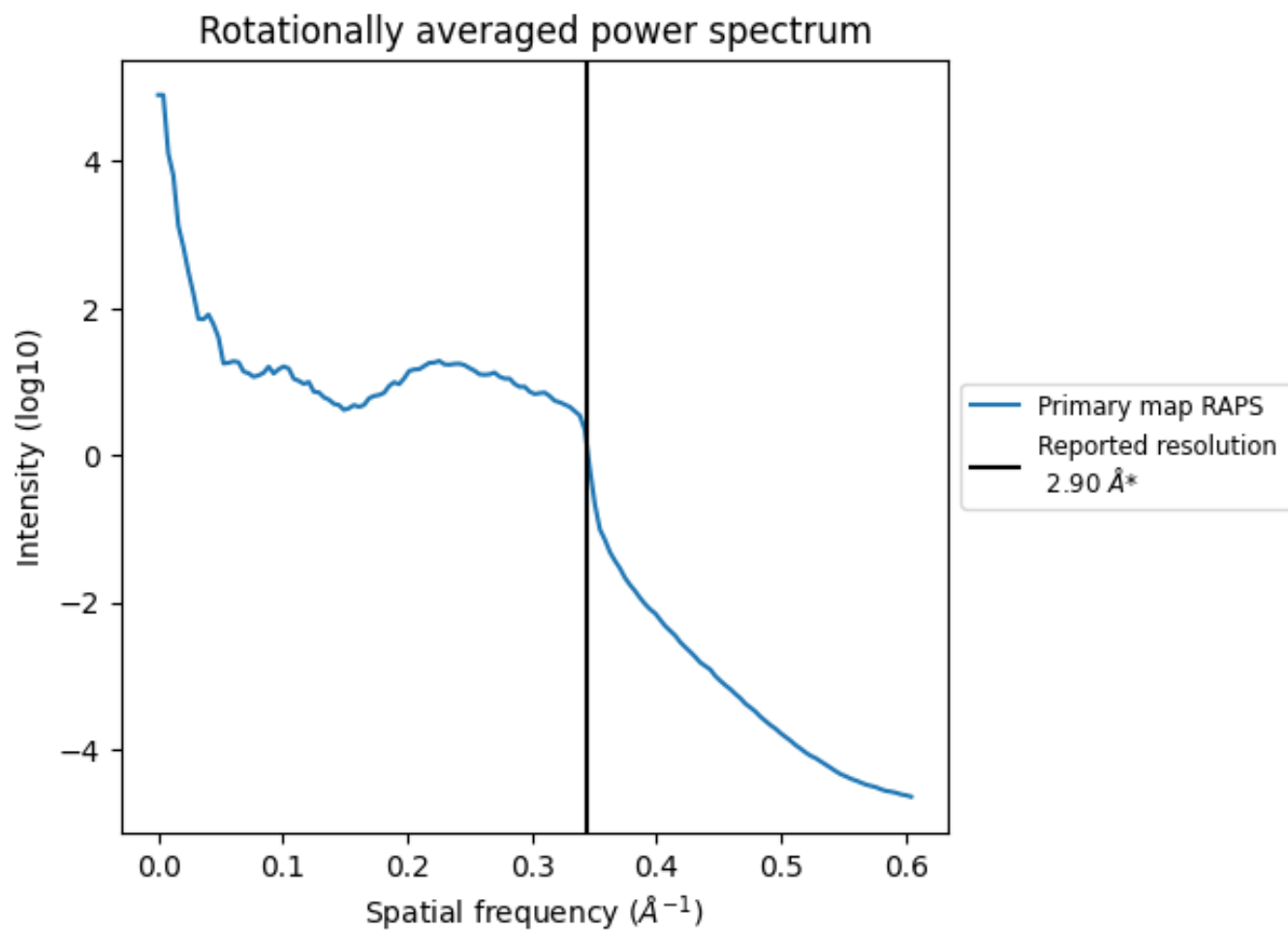
7.2 Volume estimate [i](#)



The volume at the recommended contour level is 921 nm³; this corresponds to an approximate mass of 832 kDa.

The volume estimate graph shows how the enclosed volume varies with the contour level. The recommended contour level is shown as a vertical line and the intersection between the line and the curve gives the volume of the enclosed surface at the given level.

7.3 Rotationally averaged power spectrum i

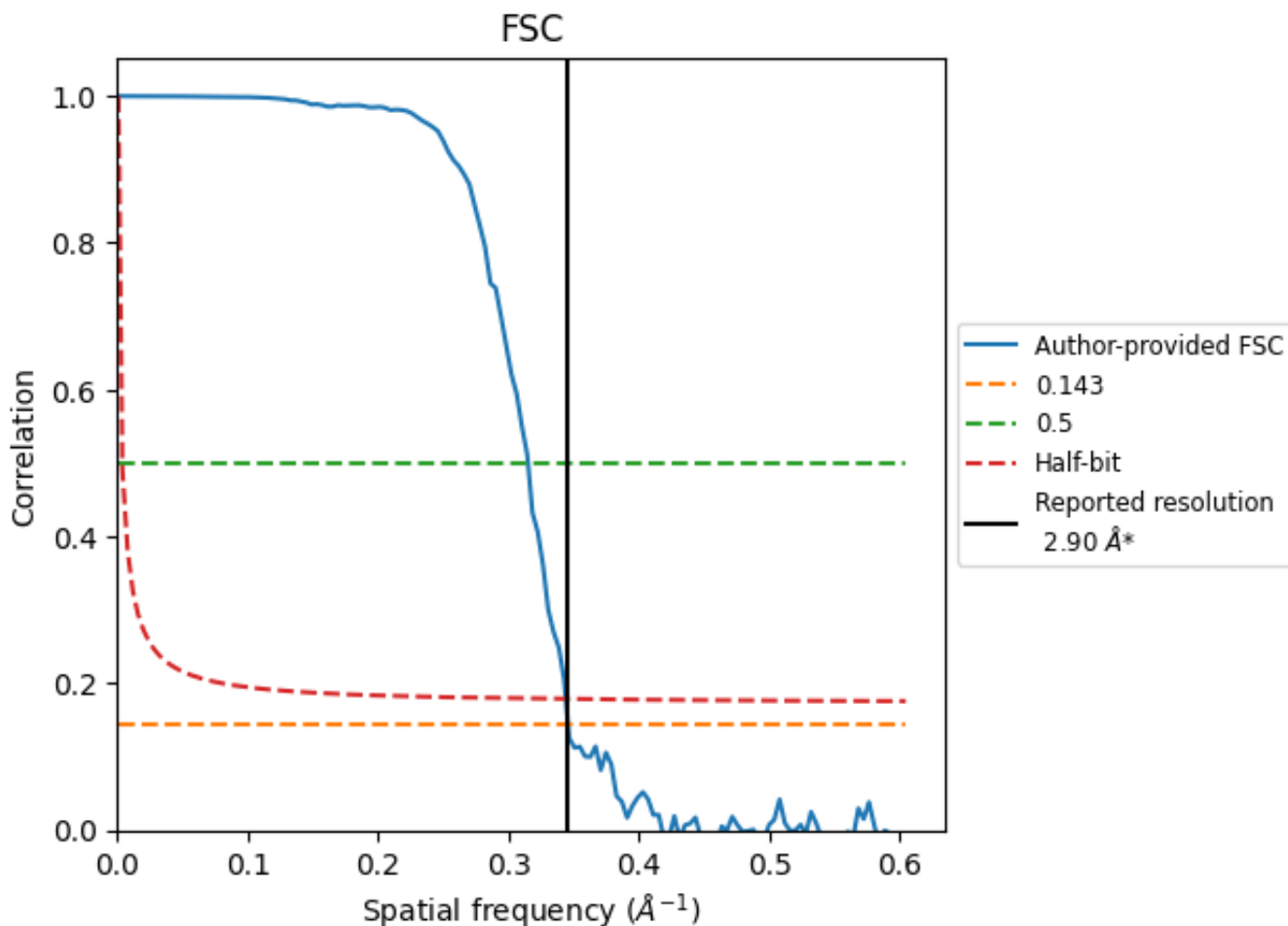


*Reported resolution corresponds to spatial frequency of 0.345 Å⁻¹

8 Fourier-Shell correlation [i](#)

Fourier-Shell Correlation (FSC) is the most commonly used method to estimate the resolution of single-particle and subtomogram-averaged maps. The shape of the curve depends on the imposed symmetry, mask and whether or not the two 3D reconstructions used were processed from a common reference. The reported resolution is shown as a black line. A curve is displayed for the half-bit criterion in addition to lines showing the 0.143 gold standard cut-off and 0.5 cut-off.

8.1 FSC [i](#)



*Reported resolution corresponds to spatial frequency of 0.345 Å⁻¹

8.2 Resolution estimates [i](#)

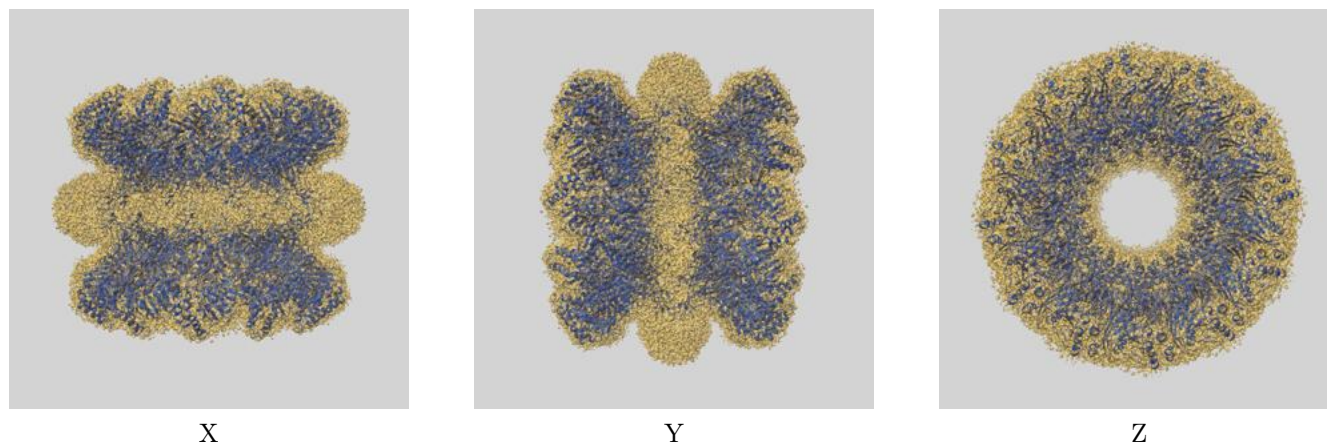
Resolution estimate (Å)	Estimation criterion (FSC cut-off)		
	0.143	0.5	Half-bit
Reported by author	2.90	-	-
Author-provided FSC curve	2.89	3.17	2.91
Unmasked-calculated*	-	-	-

*Resolution estimate based on FSC curve calculated by comparison of deposited half-maps.

9 Map-model fit [i](#)

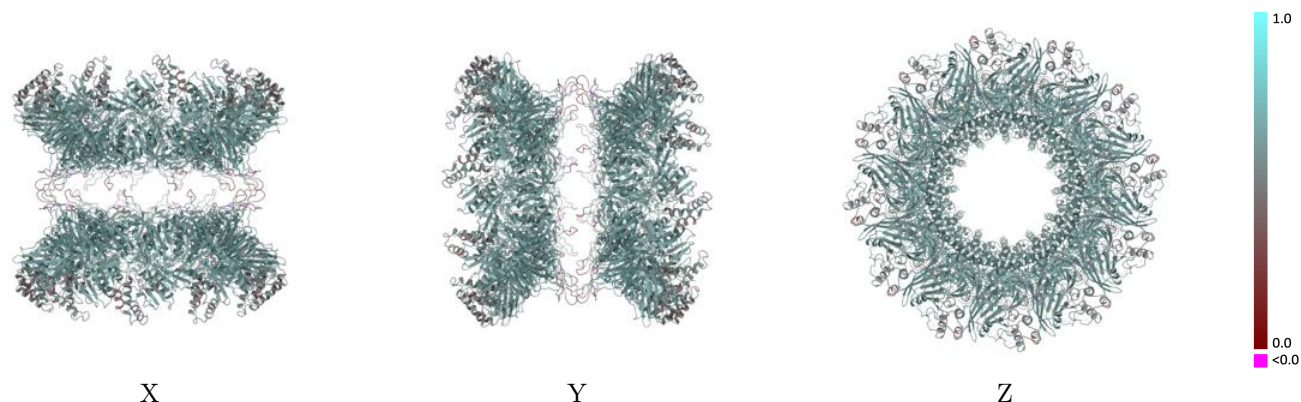
This section contains information regarding the fit between EMDB map EMD-11023 and PDB model 6Z0U. Per-residue inclusion information can be found in section 3 on page 8.

9.1 Map-model overlay [i](#)



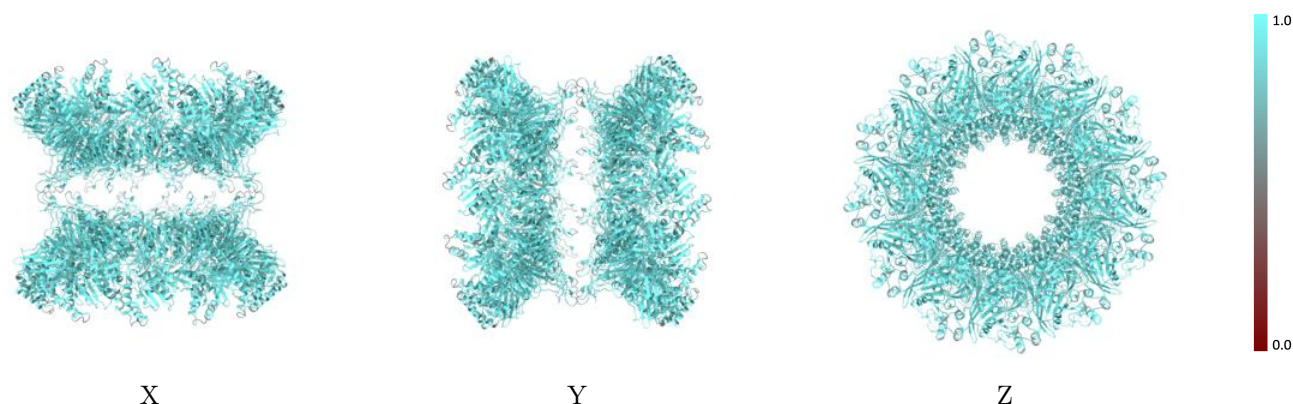
The images above show the 3D surface view of the map at the recommended contour level 0.006 at 50% transparency in yellow overlaid with a ribbon representation of the model coloured in blue. These images allow for the visual assessment of the quality of fit between the atomic model and the map.

9.2 Q-score mapped to coordinate model [i](#)



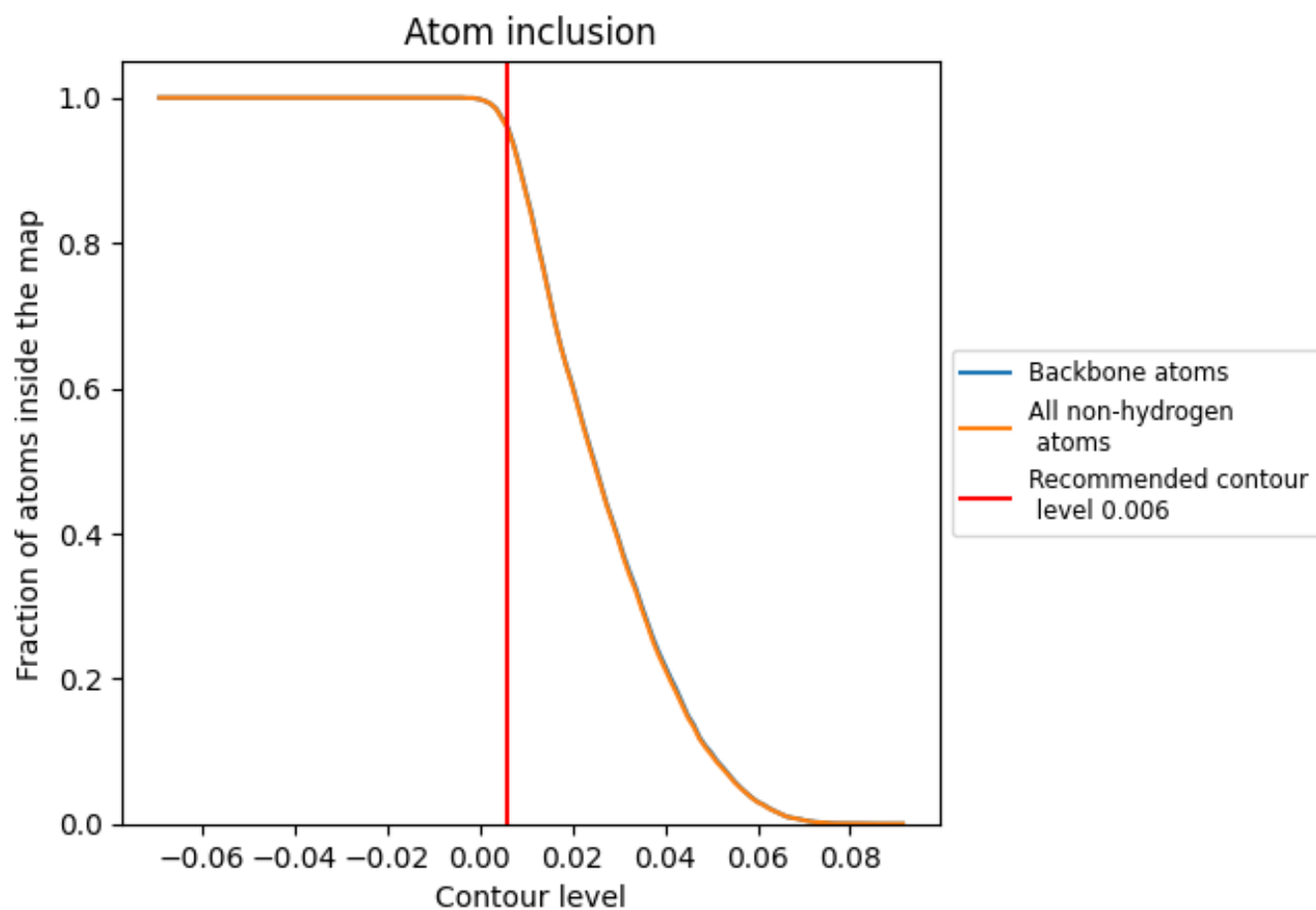
The images above show the model with each residue coloured according to its Q-score. This shows their resolvability in the map with higher Q-score values reflecting better resolvability. Please note: Q-score is calculating the resolvability of atoms, and thus high values are only expected at resolutions at which atoms can be resolved. Low Q-score values may therefore be expected for many entries.

9.3 Atom inclusion mapped to coordinate model [i](#)



The images above show the model with each residue coloured according to its atom inclusion. This shows to what extent they are inside the map at the recommended contour level (0.006).



















































9.4 Atom inclusion [i](#)



At the recommended contour level, 96% of all backbone atoms, 96% of all non-hydrogen atoms, are inside the map.

9.5 Map-model fit summary

The table lists the average atom inclusion at the recommended contour level (0.006) and Q-score for the entire model and for each chain.

Chain	Atom inclusion	Q-score
All	 0.9579	 0.5950
A	 0.9591	 0.5960
BA	 0.9597	 0.5950
C	 0.9600	 0.5960
DA	 0.9586	 0.5940
E	 0.9580	 0.5950
FA	 0.9591	 0.5950
G	 0.9591	 0.5960
HA	 0.9600	 0.5950
I	 0.9600	 0.5950
JA	 0.9580	 0.5940
K	 0.9580	 0.5950
LA	 0.9591	 0.5960
M	 0.9591	 0.5960
NA	 0.9600	 0.5950
O	 0.9597	 0.5950
PA	 0.9577	 0.5950
Q	 0.9589	 0.5930
RA	 0.9591	 0.5950
S	 0.9589	 0.5960
TA	 0.9597	 0.5960
V	 0.9597	 0.5940
VA	 0.9589	 0.5950
X	 0.9586	 0.5950
Z	 0.9591	 0.5960

