



Full wwPDB X-ray Structure Validation Report ⓘ

Nov 16, 2023 – 02:00 AM JST

PDB ID : 6KDF
Title : Crystal structure of the alpha beta heterodimer of human IDH3 in APO form.
Authors : Sun, P.; Ding, J.
Deposited on : 2019-07-02
Resolution : 3.05 Å(reported)

This is a Full wwPDB X-ray Structure Validation Report for a publicly released PDB entry.

We welcome your comments at validation@mail.wwpdb.org

A user guide is available at

<https://www.wwpdb.org/validation/2017/XrayValidationReportHelp>

with specific help available everywhere you see the ⓘ symbol.

The types of validation reports are described at

<http://www.wwpdb.org/validation/2017/FAQs#types>.

The following versions of software and data (see [references ⓘ](#)) were used in the production of this report:

MolProbity : 4.02b-467
Xtriage (Phenix) : 1.13
EDS : 2.36
Percentile statistics : 20191225.v01 (using entries in the PDB archive December 25th 2019)
Refmac : 5.8.0158
CCP4 : 7.0.044 (Gargrove)
Ideal geometry (proteins) : Engh & Huber (2001)
Ideal geometry (DNA, RNA) : Parkinson et al. (1996)
Validation Pipeline (wwPDB-VP) : 2.36

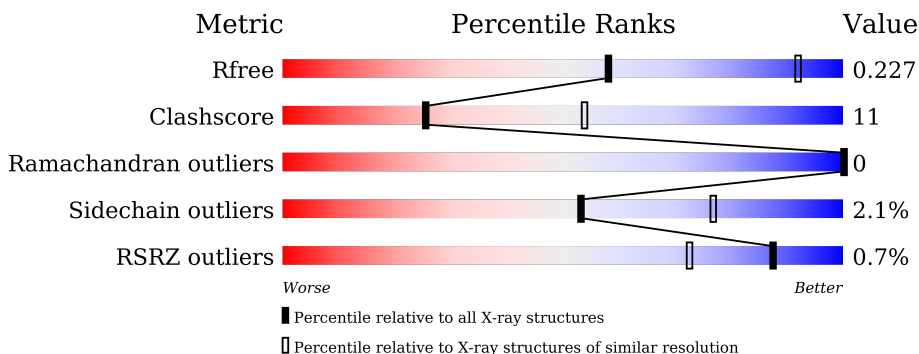
1 Overall quality at a glance

The following experimental techniques were used to determine the structure:

X-RAY DIFFRACTION

The reported resolution of this entry is 3.05 Å.

Percentile scores (ranging between 0-100) for global validation metrics of the entry are shown in the following graphic. The table shows the number of entries on which the scores are based.



Metric	Whole archive (#Entries)	Similar resolution (#Entries, resolution range(Å))
R_{free}	130704	1754 (3.10-3.02)
Clashscore	141614	1864 (3.10-3.02)
Ramachandran outliers	138981	1794 (3.10-3.02)
Sidechain outliers	138945	1793 (3.10-3.02)
RSRZ outliers	127900	1713 (3.10-3.02)

The table below summarises the geometric issues observed across the polymeric chains and their fit to the electron density. The red, orange, yellow and green segments of the lower bar indicate the fraction of residues that contain outliers for ≥ 3 , 2, 1 and 0 types of geometric quality criteria respectively. A grey segment represents the fraction of residues that are not modelled. The numeric value for each fraction is indicated below the corresponding segment, with a dot representing fractions $\leq 5\%$. The upper red bar (where present) indicates the fraction of residues that have poor fit to the electron density. The numeric value is given above the bar.

Mol	Chain	Length	Quality of chain
1	A	341	79% 19% .
1	B	341	77% 21% .
1	E	341	77% 22% .
1	G	341	69% 29% .
1	I	341	73% 24% .
1	K	341	74% 24% .

Continued on next page...

Continued from previous page...

Mol	Chain	Length	Quality of chain
1	M	341	<p>% 68% 28% ••</p>
1	O	341	<p>% 75% 23% ••</p>
2	C	356	<p>% 68% 22% 10%</p>
2	D	356	<p>% 69% 20% • 10%</p>
2	F	356	<p>% 71% 18% 12%</p>
2	H	356	<p>% 69% 20% • 10%</p>
2	J	356	<p>% 68% 20% • 11%</p>
2	L	356	<p>2% 63% 26% • 11%</p>
2	N	356	<p>67% 21% • 11%</p>
2	P	356	<p>68% 21% • 10%</p>

2 Entry composition i

There are 2 unique types of molecules in this entry. The entry contains 39059 atoms, of which 0 are hydrogens and 0 are deuteriums.

In the tables below, the ZeroOcc column contains the number of atoms modelled with zero occupancy, the AltConf column contains the number of residues with at least one atom in alternate conformation and the Trace column contains the number of residues modelled with at most 2 atoms.

- Molecule 1 is a protein called Isocitrate dehydrogenase [NAD] subunit alpha, mitochondrial.

Mol	Chain	Residues	Atoms					ZeroOcc	AltConf	Trace
			Total	C	N	O	S			
1	B	333	2474	1552	421	479	22	0	0	0
1	A	335	2503	1572	429	481	21	0	0	0
1	E	338	2518	1580	431	485	22	0	0	0
1	G	335	2491	1565	427	477	22	0	0	0
1	I	333	2468	1548	421	477	22	0	0	0
1	K	333	2476	1555	422	477	22	0	0	0
1	M	335	2490	1564	425	479	22	0	0	0
1	O	335	2495	1566	427	481	21	0	0	0

There are 16 discrepancies between the modelled and reference sequences:

Chain	Residue	Modelled	Actual	Comment	Reference
B	-1	GLY	-	expression tag	UNP P50213
B	0	SER	-	expression tag	UNP P50213
A	-1	GLY	-	expression tag	UNP P50213
A	0	SER	-	expression tag	UNP P50213
E	-1	GLY	-	expression tag	UNP P50213
E	0	SER	-	expression tag	UNP P50213
G	-1	GLY	-	expression tag	UNP P50213
G	0	SER	-	expression tag	UNP P50213
I	-1	GLY	-	expression tag	UNP P50213
I	0	SER	-	expression tag	UNP P50213
K	-1	GLY	-	expression tag	UNP P50213
K	0	SER	-	expression tag	UNP P50213
M	-1	GLY	-	expression tag	UNP P50213

Continued on next page...

Continued from previous page...

Chain	Residue	Modelled	Actual	Comment	Reference
M	0	SER	-	expression tag	UNP P50213
O	-1	GLY	-	expression tag	UNP P50213
O	0	SER	-	expression tag	UNP P50213

- Molecule 2 is a protein called Isocitrate dehydrogenase [NAD] subunit beta, mitochondrial.

Mol	Chain	Residues	Atoms					ZeroOcc	AltConf	Trace
			Total	C	N	O	S			
2	C	319	Total	C	N	O	S	0	0	0
			2413	1530	418	445	20			
2	D	319	Total	C	N	O	S	0	0	0
			2391	1509	414	448	20			
2	F	315	Total	C	N	O	S	0	0	0
			2383	1511	414	438	20			
2	H	319	Total	C	N	O	S	0	0	0
			2395	1512	416	447	20			
2	J	316	Total	C	N	O	S	0	0	0
			2393	1517	418	438	20			
2	L	317	Total	C	N	O	S	0	0	0
			2380	1505	415	440	20			
2	N	316	Total	C	N	O	S	0	0	0
			2388	1512	414	442	20			
2	P	320	Total	C	N	O	S	0	0	0
			2401	1516	416	449	20			

There are 128 discrepancies between the modelled and reference sequences:

Chain	Residue	Modelled	Actual	Comment	Reference
C	341	GLU	-	expression tag	UNP O43837
C	342	ILE	-	expression tag	UNP O43837
C	343	CYS	-	expression tag	UNP O43837
C	344	ARG	-	expression tag	UNP O43837
C	345	ARG	-	expression tag	UNP O43837
C	346	VAL	-	expression tag	UNP O43837
C	347	LYS	-	expression tag	UNP O43837
C	348	ASP	-	expression tag	UNP O43837
C	349	LEU	-	expression tag	UNP O43837
C	350	ASP	-	expression tag	UNP O43837
C	351	GLU	-	expression tag	UNP O43837
C	352	ASN	-	expression tag	UNP O43837
C	353	LEU	-	expression tag	UNP O43837
C	354	TYR	-	expression tag	UNP O43837
C	355	PHE	-	expression tag	UNP O43837

Continued on next page...

Continued from previous page...

Chain	Residue	Modelled	Actual	Comment	Reference
C	356	GLN	-	expression tag	UNP O43837
D	341	GLU	-	expression tag	UNP O43837
D	342	ILE	-	expression tag	UNP O43837
D	343	CYS	-	expression tag	UNP O43837
D	344	ARG	-	expression tag	UNP O43837
D	345	ARG	-	expression tag	UNP O43837
D	346	VAL	-	expression tag	UNP O43837
D	347	LYS	-	expression tag	UNP O43837
D	348	ASP	-	expression tag	UNP O43837
D	349	LEU	-	expression tag	UNP O43837
D	350	ASP	-	expression tag	UNP O43837
D	351	GLU	-	expression tag	UNP O43837
D	352	ASN	-	expression tag	UNP O43837
D	353	LEU	-	expression tag	UNP O43837
D	354	TYR	-	expression tag	UNP O43837
D	355	PHE	-	expression tag	UNP O43837
D	356	GLN	-	expression tag	UNP O43837
F	341	GLU	-	expression tag	UNP O43837
F	342	ILE	-	expression tag	UNP O43837
F	343	CYS	-	expression tag	UNP O43837
F	344	ARG	-	expression tag	UNP O43837
F	345	ARG	-	expression tag	UNP O43837
F	346	VAL	-	expression tag	UNP O43837
F	347	LYS	-	expression tag	UNP O43837
F	348	ASP	-	expression tag	UNP O43837
F	349	LEU	-	expression tag	UNP O43837
F	350	ASP	-	expression tag	UNP O43837
F	351	GLU	-	expression tag	UNP O43837
F	352	ASN	-	expression tag	UNP O43837
F	353	LEU	-	expression tag	UNP O43837
F	354	TYR	-	expression tag	UNP O43837
F	355	PHE	-	expression tag	UNP O43837
F	356	GLN	-	expression tag	UNP O43837
H	341	GLU	-	expression tag	UNP O43837
H	342	ILE	-	expression tag	UNP O43837
H	343	CYS	-	expression tag	UNP O43837
H	344	ARG	-	expression tag	UNP O43837
H	345	ARG	-	expression tag	UNP O43837
H	346	VAL	-	expression tag	UNP O43837
H	347	LYS	-	expression tag	UNP O43837
H	348	ASP	-	expression tag	UNP O43837
H	349	LEU	-	expression tag	UNP O43837

Continued on next page...

Continued from previous page...

Chain	Residue	Modelled	Actual	Comment	Reference
H	350	ASP	-	expression tag	UNP O43837
H	351	GLU	-	expression tag	UNP O43837
H	352	ASN	-	expression tag	UNP O43837
H	353	LEU	-	expression tag	UNP O43837
H	354	TYR	-	expression tag	UNP O43837
H	355	PHE	-	expression tag	UNP O43837
H	356	GLN	-	expression tag	UNP O43837
J	341	GLU	-	expression tag	UNP O43837
J	342	ILE	-	expression tag	UNP O43837
J	343	CYS	-	expression tag	UNP O43837
J	344	ARG	-	expression tag	UNP O43837
J	345	ARG	-	expression tag	UNP O43837
J	346	VAL	-	expression tag	UNP O43837
J	347	LYS	-	expression tag	UNP O43837
J	348	ASP	-	expression tag	UNP O43837
J	349	LEU	-	expression tag	UNP O43837
J	350	ASP	-	expression tag	UNP O43837
J	351	GLU	-	expression tag	UNP O43837
J	352	ASN	-	expression tag	UNP O43837
J	353	LEU	-	expression tag	UNP O43837
J	354	TYR	-	expression tag	UNP O43837
J	355	PHE	-	expression tag	UNP O43837
J	356	GLN	-	expression tag	UNP O43837
L	341	GLU	-	expression tag	UNP O43837
L	342	ILE	-	expression tag	UNP O43837
L	343	CYS	-	expression tag	UNP O43837
L	344	ARG	-	expression tag	UNP O43837
L	345	ARG	-	expression tag	UNP O43837
L	346	VAL	-	expression tag	UNP O43837
L	347	LYS	-	expression tag	UNP O43837
L	348	ASP	-	expression tag	UNP O43837
L	349	LEU	-	expression tag	UNP O43837
L	350	ASP	-	expression tag	UNP O43837
L	351	GLU	-	expression tag	UNP O43837
L	352	ASN	-	expression tag	UNP O43837
L	353	LEU	-	expression tag	UNP O43837
L	354	TYR	-	expression tag	UNP O43837
L	355	PHE	-	expression tag	UNP O43837
L	356	GLN	-	expression tag	UNP O43837
N	341	GLU	-	expression tag	UNP O43837
N	342	ILE	-	expression tag	UNP O43837
N	343	CYS	-	expression tag	UNP O43837

Continued on next page...

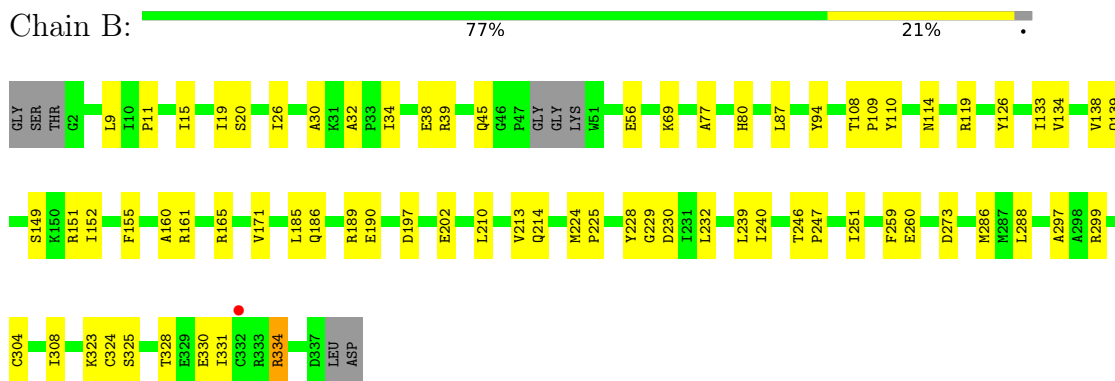
Continued from previous page...

Chain	Residue	Modelled	Actual	Comment	Reference
N	344	ARG	-	expression tag	UNP O43837
N	345	ARG	-	expression tag	UNP O43837
N	346	VAL	-	expression tag	UNP O43837
N	347	LYS	-	expression tag	UNP O43837
N	348	ASP	-	expression tag	UNP O43837
N	349	LEU	-	expression tag	UNP O43837
N	350	ASP	-	expression tag	UNP O43837
N	351	GLU	-	expression tag	UNP O43837
N	352	ASN	-	expression tag	UNP O43837
N	353	LEU	-	expression tag	UNP O43837
N	354	TYR	-	expression tag	UNP O43837
N	355	PHE	-	expression tag	UNP O43837
N	356	GLN	-	expression tag	UNP O43837
P	341	GLU	-	expression tag	UNP O43837
P	342	ILE	-	expression tag	UNP O43837
P	343	CYS	-	expression tag	UNP O43837
P	344	ARG	-	expression tag	UNP O43837
P	345	ARG	-	expression tag	UNP O43837
P	346	VAL	-	expression tag	UNP O43837
P	347	LYS	-	expression tag	UNP O43837
P	348	ASP	-	expression tag	UNP O43837
P	349	LEU	-	expression tag	UNP O43837
P	350	ASP	-	expression tag	UNP O43837
P	351	GLU	-	expression tag	UNP O43837
P	352	ASN	-	expression tag	UNP O43837
P	353	LEU	-	expression tag	UNP O43837
P	354	TYR	-	expression tag	UNP O43837
P	355	PHE	-	expression tag	UNP O43837
P	356	GLN	-	expression tag	UNP O43837

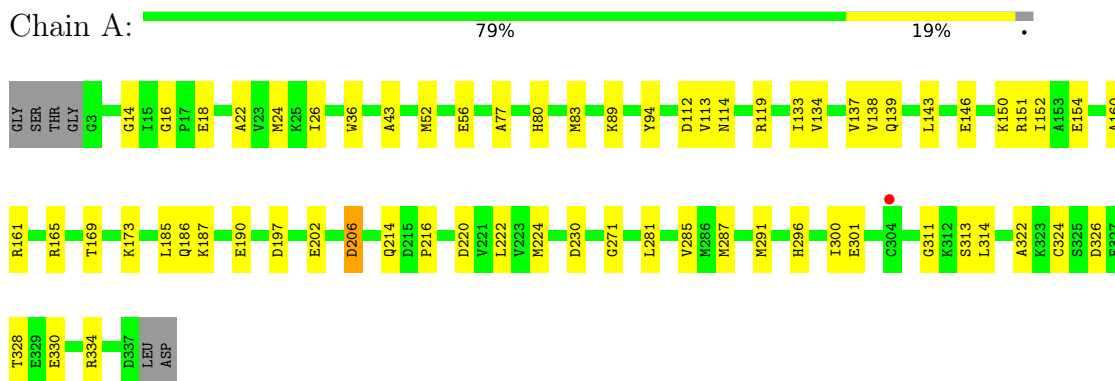
3 Residue-property plots

These plots are drawn for all protein, RNA, DNA and oligosaccharide chains in the entry. The first graphic for a chain summarises the proportions of the various outlier classes displayed in the second graphic. The second graphic shows the sequence view annotated by issues in geometry and electron density. Residues are color-coded according to the number of geometric quality criteria for which they contain at least one outlier: green = 0, yellow = 1, orange = 2 and red = 3 or more. A red dot above a residue indicates a poor fit to the electron density ($RSRZ > 2$). Stretches of 2 or more consecutive residues without any outlier are shown as a green connector. Residues present in the sample, but not in the model, are shown in grey.

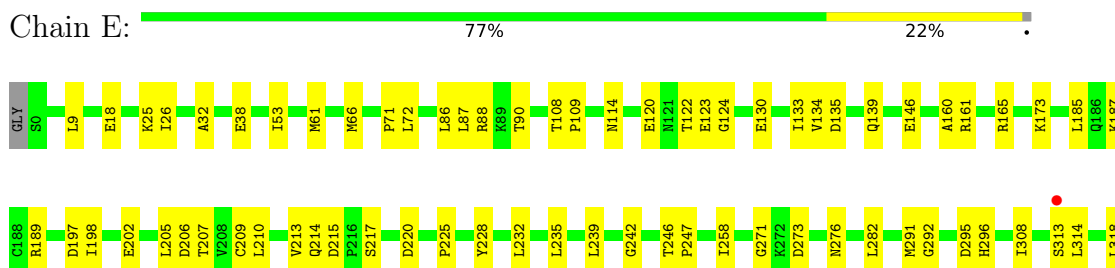
- Molecule 1: Isocitrate dehydrogenase [NAD] subunit alpha, mitochondrial



- Molecule 1: Isocitrate dehydrogenase [NAD] subunit alpha, mitochondrial

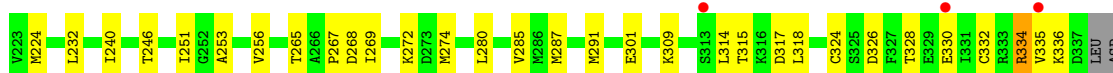



- Molecule 1: Isocitrate dehydrogenase [NAD] subunit alpha, mitochondrial

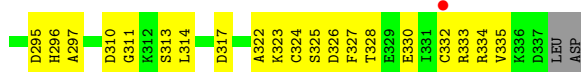




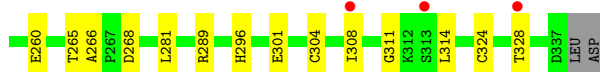
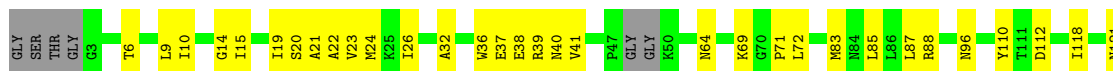
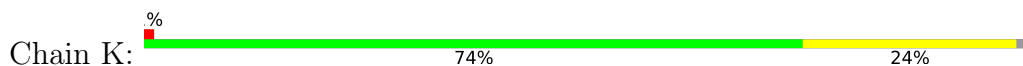
- Molecule 1: Isocitrate dehydrogenase [NAD] subunit alpha, mitochondrial



- Molecule 1: Isocitrate dehydrogenase [NAD] subunit alpha, mitochondrial

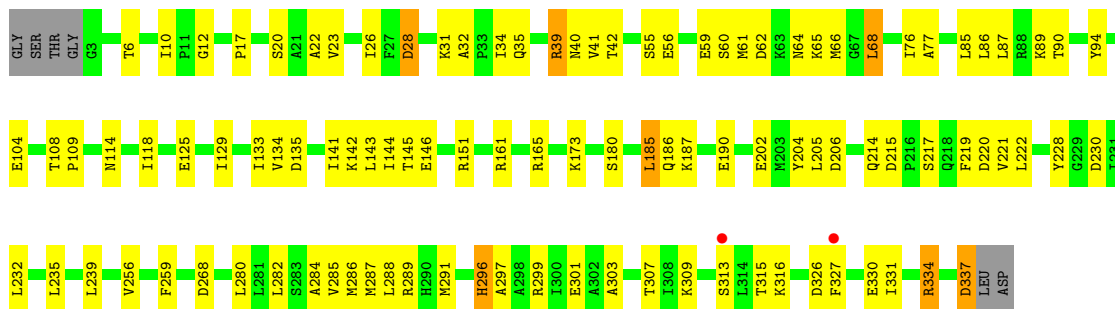


- Molecule 1: Isocitrate dehydrogenase [NAD] subunit alpha, mitochondrial

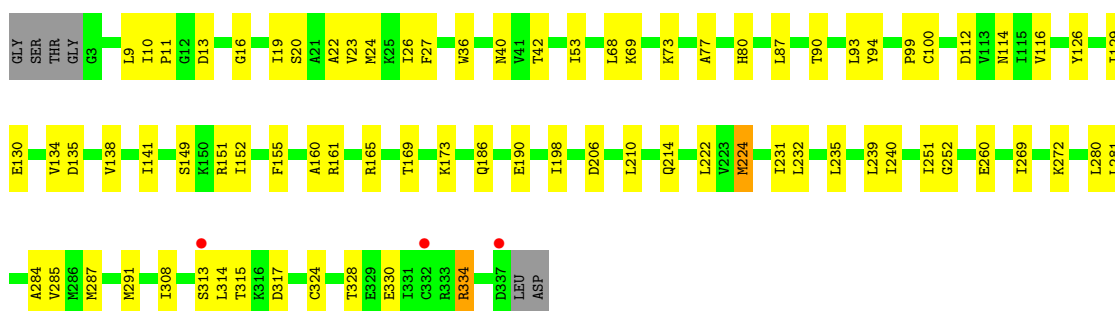
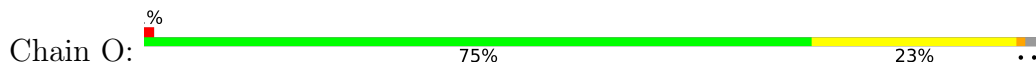


- Molecule 1: Isocitrate dehydrogenase [NAD] subunit alpha, mitochondrial

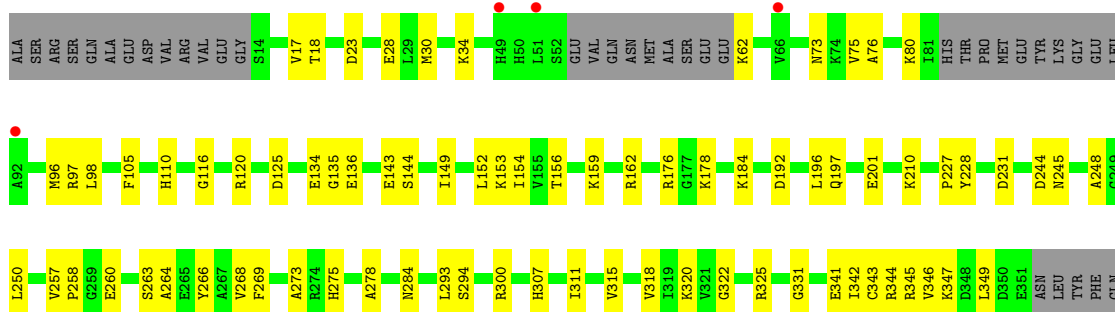




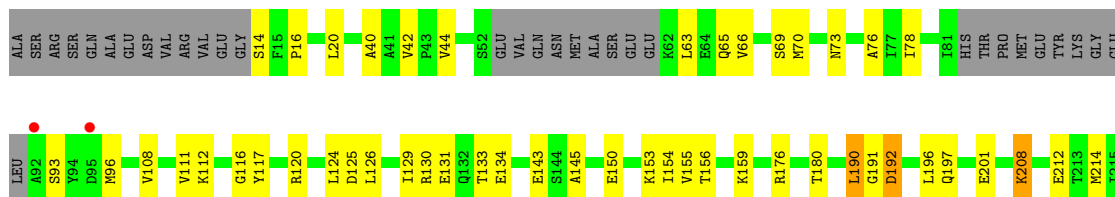
- Molecule 1: Isocitrate dehydrogenase [NAD] subunit alpha, mitochondrial




- Molecule 2: Isocitrate dehydrogenase [NAD] subunit beta, mitochondrial

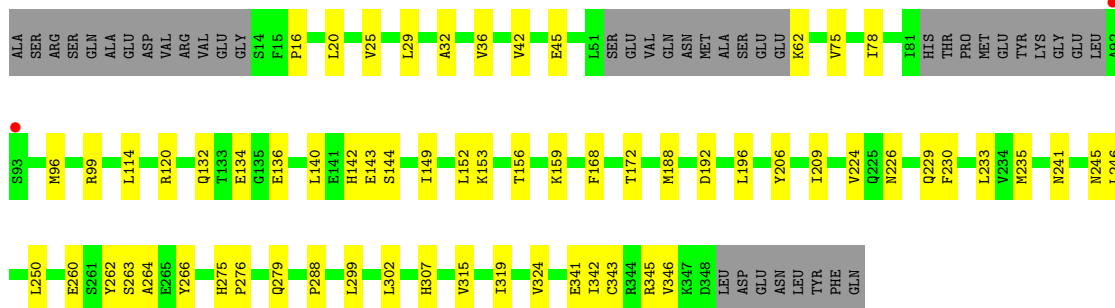


- Molecule 2: Isocitrate dehydrogenase [NAD] subunit beta, mitochondrial

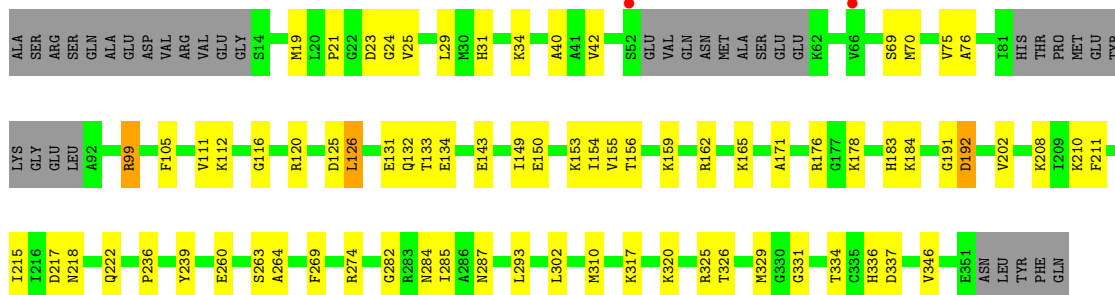




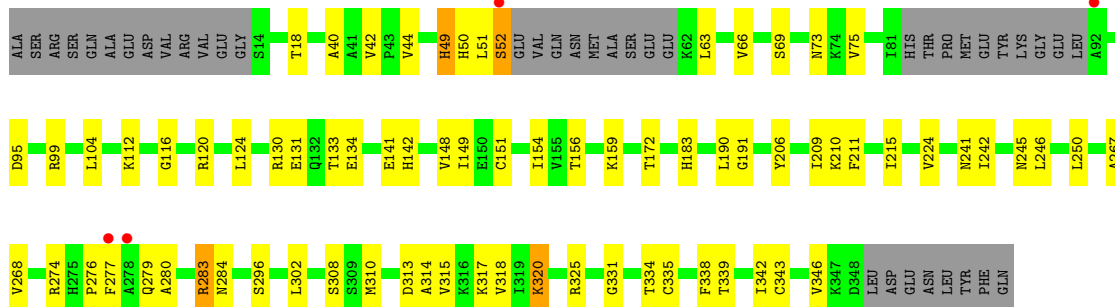
- Molecule 2: Isocitrate dehydrogenase [NAD] subunit beta, mitochondrial



- Molecule 2: Isocitrate dehydrogenase [NAD] subunit beta, mitochondrial

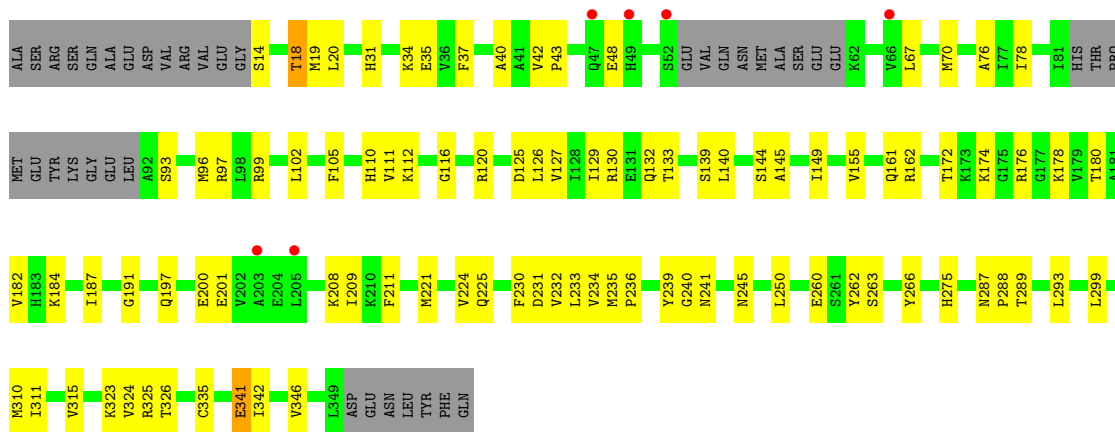


- Molecule 2: Isocitrate dehydrogenase [NAD] subunit beta, mitochondrial

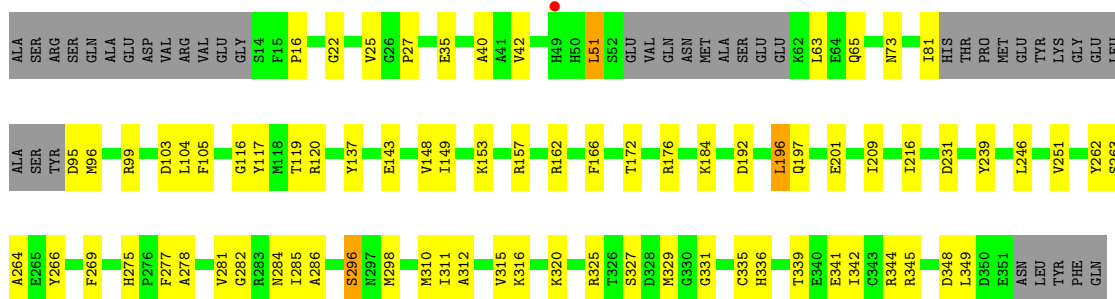


- Molecule 2: Isocitrate dehydrogenase [NAD] subunit beta, mitochondrial

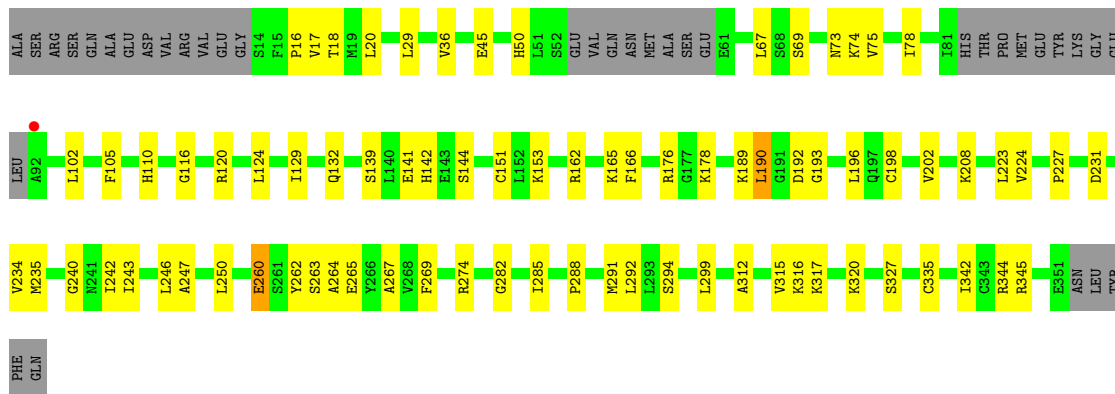




• Molecule 2: Isocitrate dehydrogenase [NAD] subunit beta, mitochondrial



• Molecule 2: Isocitrate dehydrogenase [NAD] subunit beta, mitochondrial



4 Data and refinement statistics

Property	Value	Source
Space group	C 1 2 1	Depositor
Cell constants a, b, c, α , β , γ	208.91Å 170.43Å 208.09Å 90.00° 103.43° 90.00°	Depositor
Resolution (Å)	49.75 – 3.05 49.75 – 3.05	Depositor EDS
% Data completeness (in resolution range)	97.5 (49.75-3.05) 97.6 (49.75-3.05)	Depositor EDS
R_{merge}	0.13	Depositor
R_{sym}	(Not available)	Depositor
$\langle I/\sigma(I) \rangle$ ¹	2.36 (at 3.07Å)	Xtrriage
Refinement program	PHENIX 1.14_3260	Depositor
R, R_{free}	0.177 , 0.227 0.178 , 0.227	Depositor DCC
R_{free} test set	6602 reflections (5.02%)	wwPDB-VP
Wilson B-factor (Å ²)	65.0	Xtrriage
Anisotropy	0.013	Xtrriage
Bulk solvent k_{sol} (e/Å ³), B_{sol} (Å ²)	0.30 , 42.9	EDS
L-test for twinning ²	$\langle L \rangle = 0.49$, $\langle L^2 \rangle = 0.32$	Xtrriage
Estimated twinning fraction	No twinning to report.	Xtrriage
F_o, F_c correlation	0.93	EDS
Total number of atoms	39059	wwPDB-VP
Average B, all atoms (Å ²)	55.0	wwPDB-VP

Xtrriage's analysis on translational NCS is as follows: *The largest off-origin peak in the Patterson function is 6.83% of the height of the origin peak. No significant pseudotranslation is detected.*

¹Intensities estimated from amplitudes.

²Theoretical values of $\langle |L| \rangle$, $\langle L^2 \rangle$ for acentric reflections are 0.5, 0.333 respectively for untwinned datasets, and 0.375, 0.2 for perfectly twinned datasets.

5 Model quality i

5.1 Standard geometry i

The Z score for a bond length (or angle) is the number of standard deviations the observed value is removed from the expected value. A bond length (or angle) with $|Z| > 5$ is considered an outlier worth inspection. RMSZ is the root-mean-square of all Z scores of the bond lengths (or angles).

Mol	Chain	Bond lengths		Bond angles	
		RMSZ	# Z >5	RMSZ	# Z >5
1	A	0.51	0/2546	0.66	0/3450
1	B	0.52	0/2514	0.66	0/3409
1	E	0.54	0/2561	0.68	0/3471
1	G	0.48	0/2534	0.62	0/3436
1	I	0.53	0/2508	0.66	0/3401
1	K	0.52	0/2516	0.71	0/3411
1	M	0.54	0/2532	0.70	0/3433
1	O	0.51	0/2538	0.68	0/3442
2	C	0.51	0/2454	0.66	1/3315 (0.0%)
2	D	0.52	0/2430	0.67	1/3286 (0.0%)
2	F	0.49	0/2424	0.66	0/3275
2	H	0.51	0/2435	0.66	2/3292 (0.1%)
2	J	0.47	0/2434	0.68	0/3288
2	L	0.49	0/2420	0.67	0/3271
2	N	0.51	0/2428	0.69	0/3282
2	P	0.54	0/2442	0.69	1/3303 (0.0%)
All	All	0.51	0/39716	0.67	5/53765 (0.0%)

There are no bond length outliers.

All (5) bond angle outliers are listed below:

Mol	Chain	Res	Type	Atoms	Z	Observed(°)	Ideal(°)
2	H	99	ARG	CG-CD-NE	-6.58	97.99	111.80
2	D	190	LEU	CB-CG-CD2	-5.34	101.92	111.00
2	H	126	LEU	CA-CB-CG	5.31	127.51	115.30
2	C	244	ASP	CB-CG-OD1	5.15	122.94	118.30
2	P	190	LEU	CB-CG-CD2	-5.05	102.42	111.00

There are no chirality outliers.

There are no planarity outliers.

5.2 Too-close contacts

In the following table, the Non-H and H(model) columns list the number of non-hydrogen atoms and hydrogen atoms in the chain respectively. The H(added) column lists the number of hydrogen atoms added and optimized by MolProbity. The Clashes column lists the number of clashes within the asymmetric unit, whereas Symm-Clashes lists symmetry-related clashes.

Mol	Chain	Non-H	H(model)	H(added)	Clashes	Symm-Clashes
1	A	2503	0	2475	42	1
1	B	2474	0	2421	51	0
1	E	2518	0	2486	58	0
1	G	2491	0	2454	66	0
1	I	2468	0	2410	69	1
1	K	2476	0	2429	65	0
1	M	2490	0	2453	78	0
1	O	2495	0	2453	55	0
2	C	2413	0	2389	51	0
2	D	2391	0	2337	49	0
2	F	2383	0	2361	49	0
2	H	2395	0	2345	47	0
2	J	2393	0	2380	60	0
2	L	2380	0	2341	64	0
2	N	2388	0	2362	50	0
2	P	2401	0	2336	48	0
All	All	39059	0	38432	823	1

The all-atom clashscore is defined as the number of clashes found per 1000 atoms (including hydrogen atoms). The all-atom clashscore for this structure is 11.

All (823) close contacts within the same asymmetric unit are listed below, sorted by their clash magnitude.

Atom-1	Atom-2	Interatomic distance (Å)	Clash overlap (Å)
1:I:273:ASP:O	1:I:324:CYS:N	1.71	1.21
1:I:51:TRP:HH2	1:I:80:HIS:NE2	1.52	1.08
1:M:289:ARG:NH2	1:M:301:GLU:OE2	1.86	1.08
1:M:32:ALA:HA	1:M:296:HIS:CE1	1.92	1.04
1:I:51:TRP:CH2	1:I:80:HIS:CD2	2.46	1.04
1:I:51:TRP:CH2	1:I:80:HIS:NE2	2.36	0.93
2:L:182:VAL:HB	2:L:235:MET:HG2	1.55	0.89
1:E:146:GLU:HB2	1:E:187:LYS:HD2	1.57	0.87
2:C:18:THR:HG23	2:C:73:ASN:HD22	1.39	0.87
2:N:172:THR:HG23	2:N:209:ILE:HD11	1.56	0.84
1:M:299:ARG:NH1	1:M:337:ASP:OD1	2.10	0.84

Continued on next page...

Continued from previous page...

Atom-1	Atom-2	Interatomic distance (Å)	Clash overlap (Å)
1:I:269:ILE:HG23	1:I:274:MET:HG3	1.57	0.84
2:L:287:ASN:ND2	2:L:326:THR:OG1	2.14	0.80
2:C:110:HIS:NE2	2:C:260:GLU:OE1	2.15	0.79
2:C:62:LYS:HE2	2:C:97:ARG:HH22	1.46	0.79
2:D:208:LYS:H	2:D:208:LYS:HD3	1.47	0.79
1:B:108:THR:HG22	1:B:110:TYR:H	1.47	0.79
1:I:330:GLU:OE2	1:I:334:ARG:NH2	2.16	0.79
1:A:185:LEU:HD11	1:A:202:GLU:HG2	1.65	0.78
2:D:125:ASP:OD1	2:D:176:ARG:NH2	2.15	0.78
2:H:99:ARG:NH2	2:H:274:ARG:HH12	1.82	0.78
1:I:276:ASN:ND2	1:I:317:ASP:OD2	2.13	0.77
2:J:315:VAL:HG12	2:J:342:ILE:HD12	1.66	0.77
1:M:32:ALA:HA	1:M:296:HIS:ND1	1.99	0.77
1:K:22:ALA:O	1:K:26:ILE:HG13	1.87	0.75
1:B:240:ILE:HD11	1:B:246:THR:HG22	1.69	0.75
1:I:311:GLY:HA2	1:I:314:LEU:HD13	1.69	0.75
2:L:172:THR:HG23	2:L:209:ILE:HD11	1.69	0.75
2:L:324:VAL:HG21	2:L:341:GLU:HG3	1.66	0.74
1:I:273:ASP:OD2	1:I:325:SER:N	2.10	0.74
1:G:146:GLU:HG2	1:G:187:LYS:HD2	1.68	0.74
2:H:70:MET:HE3	2:H:76:ALA:HB2	1.70	0.74
1:E:239:LEU:HD23	2:F:224:VAL:HG11	1.70	0.74
2:N:105:PHE:CE2	2:N:162:ARG:HG2	2.23	0.73
1:K:40:ASN:ND2	1:M:40:ASN:OD1	2.22	0.73
2:P:235:MET:CE	2:P:240:GLY:HA2	2.18	0.73
1:B:139:GLN:OE1	1:A:139:GLN:NE2	2.22	0.72
1:O:214:GLN:O	2:P:120:ARG:NH2	2.23	0.72
1:M:146:GLU:HB2	1:M:187:LYS:HD2	1.71	0.72
1:A:77:ALA:HB3	1:A:80:HIS:HB2	1.72	0.71
2:D:335:CYS:O	2:D:339:THR:HG22	1.90	0.71
2:H:75:VAL:HG21	2:H:302:LEU:HD21	1.73	0.71
2:H:134:GLU:OE1	2:H:156:THR:N	2.22	0.71
1:I:273:ASP:HB3	1:I:323:LYS:HB2	1.72	0.71
1:O:114:ASN:OD1	1:O:165:ARG:NH2	2.21	0.71
1:G:240:ILE:HD11	1:G:246:THR:HG22	1.71	0.71
1:M:10:ILE:HG12	1:M:41:VAL:HG23	1.73	0.70
1:B:213:VAL:HG11	2:C:250:LEU:HD23	1.73	0.70
1:M:289:ARG:HH22	1:M:301:GLU:CD	1.94	0.70
1:O:77:ALA:HB3	1:O:80:HIS:HB2	1.72	0.70
1:A:146:GLU:HB2	1:A:187:LYS:HE3	1.73	0.70
1:B:161:ARG:NH1	1:B:197:ASP:OD1	2.24	0.70

Continued on next page...

Continued from previous page...

Atom-1	Atom-2	Interatomic distance (Å)	Clash overlap (Å)
2:D:180:THR:HG23	2:D:212:GLU:HG3	1.73	0.70
1:G:53:ILE:HG13	1:G:54:PRO:HD2	1.74	0.70
1:M:10:ILE:HG12	1:M:41:VAL:CG2	2.22	0.69
2:L:263:SER:HB3	2:L:266:TYR:H	1.56	0.69
1:E:232:LEU:HD12	1:E:235:LEU:HD23	1.75	0.69
2:F:172:THR:HG22	2:F:209:ILE:HD11	1.74	0.69
2:N:153:LYS:NZ	2:N:192:ASP:OD1	2.25	0.69
2:C:258:PRO:HB2	2:C:294:SER:HB3	1.74	0.69
2:J:318:VAL:HG11	2:J:342:ILE:HD13	1.75	0.69
2:J:75:VAL:HG11	2:J:302:LEU:HD21	1.73	0.69
2:J:296:SER:O	2:J:308:SER:HB2	1.92	0.69
1:M:104:GLU:CD	1:M:309:LYS:HZ1	1.96	0.68
1:O:330:GLU:OE2	1:O:334:ARG:NH1	2.27	0.68
1:A:173:LYS:NZ	2:D:241:ASN:OD1	2.27	0.68
1:M:32:ALA:HA	1:M:296:HIS:HE1	1.56	0.68
1:E:324:CYS:O	1:E:328:THR:HG23	1.93	0.68
1:M:39:ARG:NH1	1:M:56:GLU:O	2.26	0.68
1:O:239:LEU:HD23	2:P:224:VAL:HG11	1.74	0.67
2:D:20:LEU:HB2	2:D:78:ILE:HG22	1.76	0.67
2:N:335:CYS:O	2:N:339:THR:HG22	1.95	0.67
1:O:23:VAL:HG21	1:O:280:LEU:HD12	1.77	0.67
2:H:260:GLU:HG2	2:H:269:PHE:CD2	2.31	0.66
1:E:18:GLU:OE1	1:E:271:GLY:N	2.20	0.66
1:G:171:VAL:HB	1:G:224:MET:HG2	1.78	0.65
1:M:307:THR:HG22	1:M:334:ARG:HD3	1.78	0.65
2:J:284:ASN:ND2	2:J:334:THR:HB	2.11	0.65
1:K:21:ALA:HB2	1:M:76:ILE:HD13	1.79	0.65
2:P:110:HIS:NE2	2:P:260:GLU:OE2	2.29	0.65
2:D:153:LYS:NZ	2:D:192:ASP:OD1	2.24	0.65
1:G:330:GLU:OE1	1:G:334:ARG:NH1	2.30	0.65
2:J:335:CYS:O	2:J:339:THR:HG22	1.96	0.65
2:H:334:THR:HG22	2:H:337:ASP:CG	2.17	0.65
2:N:275:HIS:CD2	2:N:278:ALA:HB2	2.32	0.64
1:I:323:LYS:HG2	1:I:326:ASP:OD2	1.97	0.64
2:D:108:VAL:HG22	2:D:129:ILE:HG12	1.79	0.64
1:I:51:TRP:CZ2	1:I:80:HIS:CD2	2.85	0.64
2:J:284:ASN:HD21	2:J:334:THR:HB	1.63	0.64
1:I:210:LEU:HB2	2:J:245:ASN:HB3	1.79	0.64
1:M:68:LEU:HD11	1:M:284:ALA:HB2	1.78	0.64
1:M:289:ARG:CZ	1:M:301:GLU:OE2	2.46	0.63
2:P:18:THR:HG21	2:P:69:SER:HB3	1.78	0.63

Continued on next page...

Continued from previous page...

Atom-1	Atom-2	Interatomic distance (Å)	Clash overlap (Å)
1:K:146:GLU:HG3	1:K:187:LYS:HD2	1.81	0.63
1:B:26:ILE:HD13	1:B:331:ILE:HG21	1.81	0.63
1:B:114:ASN:OD1	1:B:165:ARG:NH2	2.31	0.63
1:G:161:ARG:HG2	1:G:198:ILE:HD11	1.81	0.63
1:K:6:THR:O	1:K:64:ASN:HB2	1.99	0.63
1:K:9:LEU:HD12	1:K:10:ILE:N	2.14	0.63
2:L:37:PHE:CD2	2:L:42:VAL:HG21	2.34	0.63
1:G:114:ASN:OD1	1:G:165:ARG:NH2	2.32	0.62
2:F:25:VAL:HG13	2:F:279:GLN:HB3	1.81	0.62
2:J:18:THR:CG2	2:J:73:ASN:HD22	2.11	0.62
2:J:284:ASN:ND2	2:J:284:ASN:O	2.32	0.62
1:A:169:THR:HB	1:A:222:LEU:HD23	1.82	0.62
1:B:108:THR:HG21	1:B:239:LEU:O	2.01	0.61
2:N:296:SER:HB2	2:N:311:ILE:HD11	1.81	0.61
1:K:72:LEU:HD12	1:K:83:MET:HG2	1.83	0.61
1:O:134:VAL:HG12	1:O:135:ASP:H	1.64	0.61
1:A:137:VAL:HG22	2:D:156:THR:HG22	1.82	0.61
2:D:111:VAL:HG23	2:D:126:LEU:HB2	1.81	0.61
2:C:260:GLU:HG2	2:C:269:PHE:CE1	2.35	0.61
1:B:189:ARG:NE	1:B:202:GLU:OE1	2.34	0.61
1:I:24:MET:HG2	1:I:36:TRP:CD1	2.35	0.61
2:C:197:GLN:O	2:C:201:GLU:HG3	2.00	0.60
1:I:26:ILE:HD11	1:I:328:THR:HB	1.82	0.60
1:I:179:MET:HG2	2:J:149:ILE:HD12	1.83	0.60
1:K:10:ILE:HD13	1:K:41:VAL:CG1	2.31	0.60
1:O:53:ILE:HD11	1:O:90:THR:HG21	1.81	0.60
1:E:214:GLN:O	2:F:120:ARG:NH2	2.33	0.60
2:N:315:VAL:HG22	2:N:342:ILE:HD13	1.82	0.60
1:O:100:CYS:HB3	1:O:240:ILE:HD13	1.82	0.60
1:B:38:GLU:HG3	1:G:45:GLN:HE21	1.66	0.60
2:H:260:GLU:HG2	2:H:269:PHE:CE2	2.36	0.60
1:B:273:ASP:HB3	1:B:323:LYS:HE2	1.82	0.60
1:E:53:ILE:HD11	1:E:90:THR:HG21	1.82	0.60
1:E:134:VAL:HG12	1:E:135:ASP:H	1.67	0.60
2:D:111:VAL:CG2	2:D:126:LEU:HB2	2.31	0.60
2:D:296:SER:O	2:D:308:SER:HB2	2.01	0.60
2:H:310:MET:HG2	2:H:346:VAL:HG23	1.81	0.60
1:B:330:GLU:OE1	1:B:334:ARG:NH1	2.34	0.60
2:C:105:PHE:CE2	2:C:162:ARG:HG2	2.36	0.60
1:M:143:LEU:HD21	2:P:144:SER:O	2.02	0.60
1:K:32:ALA:HA	1:K:296:HIS:CD2	2.37	0.60

Continued on next page...

Continued from previous page...

Atom-1	Atom-2	Interatomic distance (Å)	Clash overlap (Å)
1:E:292:GLY:HA3	1:M:161:ARG:HD2	1.84	0.59
2:L:99:ARG:HD2	2:L:132:GLN:NE2	2.17	0.59
2:C:343:CYS:HA	2:C:346:VAL:HG22	1.84	0.59
1:K:6:THR:HG23	1:K:64:ASN:HB3	1.85	0.59
2:D:226:ASN:O	2:D:229:GLN:HG2	2.02	0.59
1:E:189:ARG:NE	1:E:202:GLU:OE1	2.35	0.59
1:M:282:LEU:HA	1:M:285:VAL:HG12	1.85	0.59
2:C:144:SER:HB3	2:D:150:GLU:OE2	2.03	0.59
2:H:111:VAL:HG23	2:H:126:LEU:HB2	1.85	0.59
1:K:213:VAL:HG11	2:L:250:LEU:HD23	1.83	0.59
2:F:32:ALA:O	2:F:36:VAL:HG23	2.03	0.58
2:J:210:LYS:HD3	2:J:211:PHE:H	1.68	0.58
2:P:260:GLU:HG2	2:P:269:PHE:CD2	2.37	0.58
1:B:26:ILE:HD13	1:B:331:ILE:CG2	2.32	0.58
1:A:287:MET:O	1:A:291:MET:HG3	2.03	0.58
2:P:18:THR:CG2	2:P:69:SER:HB3	2.33	0.58
2:C:62:LYS:HE2	2:C:97:ARG:NH2	2.18	0.58
1:A:214:GLN:O	2:D:120:ARG:NH2	2.37	0.58
2:N:51:LEU:H	2:N:51:LEU:HD23	1.68	0.58
2:D:116:GLY:HA3	2:D:320:LYS:HA	1.85	0.58
1:I:235:LEU:HD13	2:J:246:LEU:HD11	1.85	0.58
2:C:263:SER:HB3	2:C:266:TYR:HB2	1.84	0.58
2:H:287:ASN:ND2	2:H:326:THR:OG1	2.37	0.58
1:G:269:ILE:HA	1:G:272:LYS:HD3	1.86	0.57
1:O:9:LEU:HD22	1:O:11:PRO:HG3	1.85	0.57
2:C:315:VAL:HA	2:C:342:ILE:HD12	1.86	0.57
2:D:69:SER:O	2:D:73:ASN:ND2	2.37	0.57
1:M:60:SER:O	1:M:64:ASN:HB2	2.04	0.57
2:N:25:VAL:HG21	2:N:286:ALA:HB2	1.87	0.57
2:F:136:GLU:HG3	2:F:153:LYS:HB2	1.85	0.57
2:J:42:VAL:HG12	2:J:44:VAL:HG23	1.86	0.57
2:D:134:GLU:OE1	2:D:156:THR:OG1	2.15	0.57
1:I:62:ASP:O	1:I:65:LYS:HE2	2.05	0.57
1:A:114:ASN:OD1	1:A:165:ARG:NH2	2.34	0.57
1:A:165:ARG:HD2	1:A:220:ASP:OD1	2.05	0.57
1:G:253:ALA:O	1:G:256:VAL:HG23	2.05	0.57
1:I:24:MET:HG2	1:I:36:TRP:NE1	2.20	0.56
2:N:51:LEU:HB2	2:N:63:LEU:HD13	1.87	0.56
2:N:63:LEU:HA	2:N:65:GLN:HE22	1.71	0.56
1:I:324:CYS:O	1:I:328:THR:HG23	2.05	0.56
1:M:6:THR:HA	1:M:35:GLN:O	2.05	0.56

Continued on next page...

Continued from previous page...

Atom-1	Atom-2	Interatomic distance (Å)	Clash overlap (Å)
1:M:215:ASP:OD1	1:M:217:SER:OG	2.24	0.56
1:M:268:ASP:N	1:M:268:ASP:OD1	2.38	0.56
2:N:40:ALA:HB3	2:N:42:VAL:HG23	1.87	0.56
2:P:141:GLU:HG2	2:P:151:CYS:HB2	1.87	0.56
2:N:344:ARG:O	2:N:348:ASP:HB2	2.06	0.56
2:C:322:GLY:HA2	2:C:325:ARG:HH11	1.70	0.56
1:K:324:CYS:O	1:K:328:THR:HG23	2.04	0.56
2:L:99:ARG:HD2	2:L:132:GLN:HE22	1.71	0.56
2:J:131:GLU:OE1	2:J:133:THR:OG1	2.24	0.56
1:M:230:ASP:OD2	2:N:184:LYS:NZ	2.39	0.56
2:H:143:GLU:HG3	2:H:149:ILE:HD13	1.88	0.56
2:L:19:MET:HE1	2:L:34:LYS:HD2	1.86	0.56
1:M:186:GLN:O	1:M:190:GLU:HG3	2.06	0.56
1:E:235:LEU:HD13	2:F:246:LEU:HD11	1.87	0.56
1:K:210:LEU:HD22	2:L:275:HIS:HE2	1.71	0.56
1:M:129:ILE:HG13	1:M:141:ILE:HB	1.88	0.56
1:M:285:VAL:HG23	1:M:297:ALA:HB1	1.88	0.56
2:N:103:ASP:OD2	2:N:162:ARG:NH2	2.32	0.56
2:J:40:ALA:HB1	2:J:310:MET:HE1	1.88	0.55
1:M:86:LEU:O	1:M:90:THR:HG22	2.06	0.55
2:P:282:GLY:H	2:P:285:ILE:HD12	1.70	0.55
2:F:263:SER:HB3	2:F:266:TYR:HB2	1.87	0.55
1:B:186:GLN:O	1:B:190:GLU:HG3	2.07	0.55
1:G:215:ASP:OD1	1:G:217:SER:HB3	2.06	0.55
2:N:176:ARG:HD2	2:N:231:ASP:OD1	2.07	0.55
2:P:20:LEU:HB2	2:P:78:ILE:HG22	1.89	0.55
1:E:173:LYS:NZ	2:F:241:ASN:OD1	2.34	0.55
2:H:134:GLU:HG3	2:H:159:LYS:HD2	1.88	0.55
2:J:172:THR:CG2	2:J:209:ILE:HD11	2.36	0.55
1:K:22:ALA:HB1	1:K:328:THR:HG21	1.88	0.55
1:O:169:THR:HB	1:O:222:LEU:HD23	1.89	0.55
1:B:9:LEU:HD21	1:B:20:SER:HB3	1.87	0.55
1:A:206:ASP:OD1	1:A:206:ASP:N	2.38	0.55
2:L:18:THR:HG23	2:L:76:ALA:HB2	1.89	0.55
1:E:247:PRO:HG3	1:E:282:LEU:HB3	1.88	0.55
1:E:273:ASP:OD2	1:E:325:SER:OG	2.12	0.55
1:I:314:LEU:O	1:I:322:ALA:HB3	2.07	0.55
1:A:160:ALA:HA	1:A:165:ARG:HB2	1.89	0.54
1:E:323:LYS:HG3	1:E:326:ASP:OD2	2.07	0.54
1:O:224:MET:HE2	1:O:232:LEU:HD23	1.90	0.54
1:E:207:THR:HG22	2:F:275:HIS:CE1	2.42	0.54

Continued on next page...

Continued from previous page...

Atom-1	Atom-2	Interatomic distance (Å)	Clash overlap (Å)
2:P:110:HIS:HE2	2:P:260:GLU:CD	2.10	0.54
2:F:25:VAL:H	2:F:279:GLN:HB3	1.73	0.54
2:H:31:HIS:HA	2:H:34:LYS:NZ	2.22	0.54
1:O:13:ASP:OD2	1:O:73:LYS:HB3	2.08	0.54
1:O:308:ILE:HG23	1:O:314:LEU:HD21	1.89	0.54
2:F:263:SER:OG	2:F:264:ALA:N	2.41	0.54
1:B:155:PHE:CZ	1:B:251:ILE:HG13	2.43	0.54
1:G:77:ALA:HB3	1:G:80:HIS:HB2	1.87	0.54
1:A:113:VAL:HG22	1:A:216:PRO:HB2	1.90	0.54
1:I:108:THR:HG21	1:I:239:LEU:O	2.08	0.54
2:L:19:MET:CE	2:L:34:LYS:HD2	2.36	0.54
1:E:114:ASN:OD1	1:E:165:ARG:NH2	2.25	0.54
1:I:82:SER:HB3	1:I:85:LEU:H	1.73	0.54
1:I:142:LYS:HB3	2:J:151:CYS:HB3	1.90	0.54
2:N:281:VAL:HG11	2:N:285:ILE:HG22	1.89	0.54
2:N:119:THR:HG21	2:N:251:VAL:HA	1.89	0.54
1:B:210:LEU:HB2	2:C:245:ASN:HB3	1.90	0.53
1:G:208:VAL:O	1:G:212:MET:HB2	2.08	0.53
1:O:186:GLN:O	1:O:190:GLU:HG3	2.08	0.53
2:J:325:ARG:HB2	2:J:331:GLY:HA3	1.90	0.53
1:K:171:VAL:HB	1:K:224:MET:HG2	1.90	0.53
2:L:40:ALA:HB2	2:L:346:VAL:HG11	1.89	0.53
2:F:315:VAL:HG22	2:F:342:ILE:HD13	1.90	0.53
1:G:129:ILE:HG21	1:G:141:ILE:HD12	1.90	0.53
1:K:165:ARG:HD2	1:K:220:ASP:OD1	2.07	0.53
2:P:153:LYS:NZ	2:P:192:ASP:OD1	2.35	0.53
1:G:84:ASN:O	1:G:88:ARG:HB2	2.09	0.53
1:K:268:ASP:OD1	1:K:268:ASP:N	2.42	0.53
2:L:315:VAL:HG22	2:L:342:ILE:HD12	1.90	0.53
1:O:99:PRO:HB3	1:O:116:VAL:HG22	1.91	0.53
2:F:114:LEU:HD13	2:F:319:ILE:HD13	1.89	0.53
2:L:311:ILE:O	2:L:315:VAL:HG23	2.09	0.53
1:B:77:ALA:HB3	1:B:80:HIS:HB2	1.89	0.53
2:F:75:VAL:HG21	2:F:302:LEU:HD21	1.91	0.53
1:I:30:ALA:HB2	1:I:335:VAL:HG21	1.89	0.53
2:J:210:LYS:HD3	2:J:211:PHE:N	2.24	0.53
1:I:131:HIS:HB3	2:L:140:LEU:HD22	1.91	0.53
1:K:10:ILE:HG21	1:K:41:VAL:HG13	1.91	0.53
2:D:131:GLU:OE1	2:D:133:THR:OG1	2.27	0.53
1:O:9:LEU:O	1:O:11:PRO:HD3	2.08	0.53
2:D:93:SER:HB2	2:D:96:MET:SD	2.50	0.52

Continued on next page...

Continued from previous page...

Atom-1	Atom-2	Interatomic distance (Å)	Clash overlap (Å)
1:G:324:CYS:O	1:G:328:THR:OG1	2.18	0.52
2:H:282:GLY:H	2:H:285:ILE:HD12	1.74	0.52
2:F:324:VAL:HG11	2:F:341:GLU:HG2	1.89	0.52
2:C:263:SER:HB3	2:C:266:TYR:H	1.74	0.52
2:F:230:PHE:HB3	2:F:233:LEU:HD11	1.92	0.52
1:G:66:MET:HG3	1:G:291:MET:SD	2.49	0.52
1:I:268:ASP:OD1	1:I:268:ASP:N	2.37	0.52
1:O:130:GLU:HB2	2:P:190:LEU:HD22	1.91	0.52
2:F:226:ASN:O	2:F:229:GLN:HG2	2.10	0.52
1:I:247:PRO:HG3	1:I:282:LEU:HB3	1.91	0.52
1:E:276:ASN:HD22	1:E:318:LEU:HD13	1.75	0.52
1:K:289:ARG:HH22	1:K:301:GLU:CD	2.13	0.52
2:C:248:ALA:HA	2:C:257:VAL:HG21	1.92	0.52
1:K:189:ARG:NE	1:K:202:GLU:OE2	2.38	0.52
2:L:20:LEU:HB2	2:L:78:ILE:HG22	1.92	0.52
2:F:143:GLU:HG3	2:F:149:ILE:HD13	1.92	0.52
1:K:112:ASP:OD1	1:K:112:ASP:N	2.42	0.52
1:M:22:ALA:O	1:M:26:ILE:HG13	2.09	0.52
2:H:105:PHE:CE2	2:H:162:ARG:HG2	2.45	0.51
2:H:210:LYS:HD2	2:H:211:PHE:H	1.74	0.51
1:I:94:TYR:CE2	1:I:151:ARG:HG2	2.45	0.51
1:I:114:ASN:OD1	1:I:165:ARG:NH2	2.35	0.51
1:M:41:VAL:HG11	1:M:87:LEU:HD21	1.92	0.51
1:M:66:MET:HG3	1:M:291:MET:CE	2.41	0.51
1:M:125:GLU:HG2	1:M:142:LYS:HB2	1.93	0.51
1:B:39:ARG:HE	1:B:56:GLU:HB3	1.76	0.51
1:G:285:VAL:HG11	1:G:301:GLU:HB2	1.92	0.51
1:K:20:SER:O	1:K:23:VAL:HG12	2.10	0.51
1:K:32:ALA:HA	1:K:296:HIS:NE2	2.24	0.51
2:L:111:VAL:CG2	2:L:126:LEU:HB2	2.40	0.51
1:O:10:ILE:HB	1:O:69:LYS:HA	1.91	0.51
1:B:133:ILE:HG22	1:B:134:VAL:HG13	1.92	0.51
2:D:40:ALA:HB1	2:D:310:MET:HE1	1.93	0.51
1:E:66:MET:HG3	1:E:291:MET:CE	2.40	0.51
1:B:213:VAL:CG1	2:C:250:LEU:HD23	2.39	0.51
1:K:24:MET:HG2	1:K:36:TRP:NE1	2.25	0.51
1:M:288:LEU:CB	1:M:297:ALA:HB2	2.40	0.51
2:N:81:ILE:HD11	2:N:99:ARG:HH22	1.75	0.51
1:O:160:ALA:HA	1:O:165:ARG:HB2	1.93	0.51
1:B:230:ASP:OD2	2:C:184:LYS:HE2	2.10	0.51
2:L:184:LYS:HE2	2:L:187:ILE:HG13	1.92	0.51

Continued on next page...

Continued from previous page...

Atom-1	Atom-2	Interatomic distance (Å)	Clash overlap (Å)
1:M:287:MET:O	1:M:291:MET:HG3	2.11	0.51
2:C:23:ASP:N	2:C:80:LYS:O	2.29	0.51
1:I:69:LYS:HE3	1:I:260:GLU:HB3	1.93	0.51
1:I:232:LEU:HD12	1:I:235:LEU:HD23	1.92	0.51
2:N:281:VAL:HG22	2:N:282:GLY:H	1.76	0.51
2:C:116:GLY:HA3	2:C:320:LYS:HA	1.93	0.51
1:E:225:PRO:HD2	1:E:228:TYR:CD2	2.46	0.51
2:H:111:VAL:CG2	2:H:126:LEU:HB2	2.41	0.51
2:L:260:GLU:OE1	2:L:262:TYR:OH	2.21	0.51
2:P:260:GLU:HG2	2:P:269:PHE:CE2	2.46	0.51
1:A:311:GLY:HA2	1:A:314:LEU:HD13	1.93	0.50
2:J:18:THR:HG22	2:J:73:ASN:HD22	1.75	0.50
1:O:313:SER:OG	1:O:330:GLU:OE1	2.29	0.50
1:E:32:ALA:HA	1:E:296:HIS:ND1	2.27	0.50
1:O:19:ILE:O	1:O:23:VAL:HG23	2.11	0.50
1:M:289:ARG:NH1	1:M:301:GLU:OE2	2.45	0.50
2:P:132:GLN:OE1	2:P:274:ARG:NH2	2.45	0.50
1:A:314:LEU:O	1:A:322:ALA:HB3	2.12	0.50
2:D:16:PRO:HB2	2:D:73:ASN:OD1	2.12	0.50
1:K:234:ASP:O	2:L:221:MET:HB2	2.11	0.50
1:M:114:ASN:OD1	1:M:165:ARG:NH2	2.39	0.50
1:B:185:LEU:HD21	1:B:202:GLU:HG2	1.93	0.50
1:A:296:HIS:O	1:A:300:ILE:HG13	2.12	0.50
1:I:179:MET:HE3	2:J:141:GLU:HB2	1.92	0.50
1:M:165:ARG:HD2	1:M:220:ASP:OD1	2.10	0.50
1:O:24:MET:HG2	1:O:36:TRP:CD1	2.47	0.50
2:D:345:ARG:O	2:D:349:LEU:HG	2.11	0.50
1:K:37:GLU:HG2	1:K:37:GLU:O	2.10	0.50
1:M:32:ALA:O	1:M:34:ILE:N	2.42	0.50
1:M:76:ILE:HG13	1:M:77:ALA:N	2.27	0.50
1:M:219:PHE:HB3	1:M:222:LEU:HD21	1.94	0.50
2:N:81:ILE:HG21	2:N:95:ASP:CB	2.41	0.50
2:N:263:SER:HB3	2:N:266:TYR:H	1.76	0.50
2:C:245:ASN:OD1	2:C:273:ALA:HB1	2.12	0.50
1:A:281:LEU:O	1:A:285:VAL:HG23	2.11	0.50
1:O:269:ILE:HA	1:O:272:LYS:HE3	1.94	0.50
2:C:110:HIS:HE2	2:C:260:GLU:CD	2.15	0.49
2:H:334:THR:HG22	2:H:337:ASP:OD2	2.12	0.49
1:I:209:CYS:SG	2:J:242:ILE:HG23	2.52	0.49
2:P:235:MET:HE3	2:P:240:GLY:HA2	1.94	0.49
1:I:137:VAL:HG13	2:J:156:THR:HG22	1.95	0.49

Continued on next page...

Continued from previous page...

Atom-1	Atom-2	Interatomic distance (Å)	Clash overlap (Å)
1:K:96:ASN:HB2	1:K:121:ASN:OD1	2.12	0.49
1:O:287:MET:O	1:O:291:MET:HG3	2.12	0.49
2:D:176:ARG:NH1	2:D:231:ASP:OD1	2.45	0.49
1:E:66:MET:HG3	1:E:291:MET:HE2	1.93	0.49
2:F:134:GLU:OE1	2:F:156:THR:N	2.45	0.49
2:F:134:GLU:HG3	2:F:159:LYS:HD2	1.94	0.49
1:M:129:ILE:HD12	2:P:142:HIS:CD2	2.47	0.49
2:C:30:MET:O	2:C:34:LYS:HG2	2.12	0.49
1:A:22:ALA:O	1:A:26:ILE:HG13	2.13	0.49
2:D:216:ILE:HD13	2:D:239:TYR:HB3	1.95	0.49
2:F:99:ARG:HD3	2:F:132:GLN:NE2	2.27	0.49
2:J:283:ARG:O	2:J:283:ARG:HG2	2.13	0.49
1:K:224:MET:SD	1:K:232:LEU:HD23	2.52	0.49
1:O:149:SER:HA	1:O:152:ILE:HG22	1.94	0.49
1:E:213:VAL:HG11	2:F:250:LEU:HD23	1.94	0.49
1:E:313:SER:HB3	1:E:330:GLU:OE2	2.11	0.49
1:G:68:LEU:HG	1:G:280:LEU:HD11	1.95	0.49
2:H:70:MET:HE2	2:H:70:MET:HA	1.93	0.49
2:J:18:THR:HG23	2:J:73:ASN:HD22	1.77	0.49
1:K:160:ALA:HA	1:K:165:ARG:HB2	1.94	0.49
1:M:204:TYR:HB3	1:M:206:ASP:OD1	2.13	0.49
1:G:272:LYS:O	1:G:274:MET:HG3	2.13	0.49
1:I:313:SER:OG	1:I:330:GLU:OE1	2.31	0.49
1:I:332:CYS:O	1:I:335:VAL:HG12	2.12	0.49
2:N:327:SER:HA	2:N:331:GLY:O	2.12	0.49
1:O:23:VAL:HG21	1:O:280:LEU:CD1	2.42	0.49
1:O:206:ASP:OD1	1:O:206:ASP:N	2.46	0.49
1:E:108:THR:HG21	1:E:239:LEU:O	2.13	0.49
1:E:185:LEU:HD21	1:E:202:GLU:HG2	1.94	0.49
1:E:210:LEU:HD22	2:F:275:HIS:NE2	2.28	0.49
1:E:276:ASN:ND2	1:E:318:LEU:HD13	2.28	0.49
2:H:25:VAL:HG12	2:H:29:LEU:HG	1.95	0.49
1:A:24:MET:HG2	1:A:36:TRP:CD1	2.47	0.48
1:E:160:ALA:HB3	1:E:198:ILE:HD13	1.95	0.48
1:E:165:ARG:HD2	1:E:220:ASP:OD1	2.12	0.48
2:J:172:THR:HG22	2:J:209:ILE:HD11	1.95	0.48
1:K:37:GLU:O	1:K:38:GLU:C	2.49	0.48
1:M:66:MET:HG3	1:M:291:MET:HE3	1.95	0.48
1:A:150:LYS:O	1:A:154:GLU:HG3	2.13	0.48
1:E:120:GLU:OE1	1:E:122:THR:OG1	2.23	0.48
2:F:25:VAL:HG22	2:F:279:GLN:HB3	1.94	0.48

Continued on next page...

Continued from previous page...

Atom-1	Atom-2	Interatomic distance (Å)	Clash overlap (Å)
1:G:169:THR:HB	1:G:222:LEU:HD23	1.95	0.48
1:M:144:ILE:HG13	1:M:180:SER:HB2	1.95	0.48
1:B:15:ILE:O	1:B:19:ILE:HG12	2.13	0.48
1:I:82:SER:HB3	1:I:85:LEU:HB3	1.94	0.48
1:M:61:MET:HE2	1:M:256:VAL:HG13	1.95	0.48
2:P:263:SER:OG	2:P:264:ALA:N	2.46	0.48
1:B:30:ALA:HB1	1:B:299:ARG:NH2	2.28	0.48
2:C:136:GLU:HG3	2:C:153:LYS:HB2	1.95	0.48
1:E:206:ASP:N	1:E:206:ASP:OD1	2.42	0.48
2:H:165:LYS:HA	2:H:202:VAL:HG11	1.96	0.48
1:K:37:GLU:OE2	1:K:39:ARG:NH2	2.47	0.48
2:D:236:PRO:HD2	2:D:239:TYR:HD2	1.78	0.48
2:H:40:ALA:HB3	2:H:42:VAL:HG23	1.95	0.48
2:L:180:THR:HB	2:L:233:LEU:HD23	1.95	0.48
1:M:94:TYR:CD2	1:M:151:ARG:CZ	2.97	0.48
1:B:225:PRO:HD2	1:B:228:TYR:CD2	2.49	0.48
2:C:17:VAL:HG22	2:C:75:VAL:CG2	2.43	0.48
1:E:209:CYS:O	1:E:213:VAL:HG23	2.14	0.48
1:K:9:LEU:HD12	1:K:10:ILE:H	1.78	0.48
2:L:37:PHE:CE2	2:L:299:LEU:HD21	2.49	0.48
2:L:126:LEU:CD2	2:L:230:PHE:HB2	2.43	0.48
1:O:324:CYS:O	1:O:328:THR:HG22	2.14	0.48
2:C:178:LYS:HD3	2:C:210:LYS:HD2	1.96	0.48
1:E:210:LEU:HB2	2:F:245:ASN:HB3	1.96	0.48
2:F:144:SER:HB3	2:H:150:GLU:OE2	2.13	0.48
1:G:214:GLN:O	2:H:120:ARG:NH2	2.47	0.48
1:G:265:THR:HG23	1:G:267:PRO:HD3	1.96	0.48
1:I:235:LEU:HD22	2:J:246:LEU:HD12	1.96	0.48
2:J:183:HIS:O	2:J:215:ILE:HA	2.14	0.48
1:K:304:CYS:O	1:K:308:ILE:HG13	2.14	0.48
1:M:68:LEU:HD22	1:M:280:LEU:HD11	1.95	0.48
2:C:275:HIS:NE2	2:C:278:ALA:HA	2.29	0.47
1:G:206:ASP:N	1:G:206:ASP:OD1	2.44	0.47
2:J:338:PHE:O	2:J:342:ILE:HG12	2.14	0.47
1:M:288:LEU:O	1:M:291:MET:N	2.47	0.47
1:O:22:ALA:O	1:O:26:ILE:HG12	2.14	0.47
1:K:14:GLY:HA3	1:K:265:THR:O	2.14	0.47
2:L:289:THR:HG22	2:L:293:LEU:HD12	1.96	0.47
1:A:197:ASP:OD2	1:K:161:ARG:HG2	2.14	0.47
2:H:284:ASN:HD21	2:H:336:HIS:HB2	1.79	0.47
2:L:197:GLN:NE2	2:L:201:GLU:OE1	2.40	0.47

Continued on next page...

Continued from previous page...

Atom-1	Atom-2	Interatomic distance (Å)	Clash overlap (Å)
1:E:206:ASP:HB2	2:F:245:ASN:ND2	2.30	0.47
2:L:288:PRO:HG3	2:L:335:CYS:SG	2.55	0.47
1:E:308:ILE:HA	1:E:314:LEU:HD11	1.97	0.47
1:I:288:LEU:HB2	1:I:297:ALA:HB2	1.95	0.47
1:M:214:GLN:O	2:N:120:ARG:NH2	2.45	0.47
2:D:155:VAL:HG11	2:D:191:GLY:O	2.14	0.47
2:L:323:LYS:HA	2:L:323:LYS:HD2	1.36	0.47
1:B:225:PRO:HD2	1:B:228:TYR:HD2	1.80	0.47
1:B:304:CYS:O	1:B:308:ILE:HG13	2.15	0.47
2:C:318:VAL:HG21	2:C:342:ILE:HD13	1.97	0.47
1:A:119:ARG:HD2	1:A:230:ASP:N	2.30	0.47
2:H:23:ASP:OD1	2:H:24:GLY:N	2.48	0.47
2:J:116:GLY:O	2:J:325:ARG:NH2	2.48	0.47
2:P:36:VAL:HG11	2:P:292:LEU:HD22	1.97	0.47
2:P:189:LYS:O	2:P:193:GLY:HA3	2.15	0.47
2:H:155:VAL:HG11	2:H:191:GLY:O	2.14	0.47
2:J:314:ALA:O	2:J:318:VAL:HG12	2.15	0.47
2:F:279:GLN:H	2:F:279:GLN:CD	2.17	0.47
1:K:203:MET:HE2	1:K:203:MET:HB3	1.83	0.47
1:M:32:ALA:CA	1:M:296:HIS:CE1	2.83	0.47
1:B:139:GLN:OE1	2:C:152:LEU:HD13	2.15	0.47
1:G:146:GLU:CG	1:G:187:LYS:HD2	2.41	0.47
1:I:330:GLU:HG3	1:I:333:ARG:NH2	2.30	0.47
2:L:178:LYS:HB3	2:L:231:ASP:HB2	1.96	0.47
1:M:330:GLU:OE1	1:M:334:ARG:NH2	2.48	0.47
1:O:94:TYR:CE1	1:O:251:ILE:HG22	2.50	0.47
2:D:197:GLN:NE2	2:D:201:GLU:OE1	2.48	0.46
2:F:299:LEU:HD13	2:F:307:HIS:HB3	1.98	0.46
2:P:18:THR:HG22	2:P:73:ASN:HD22	1.79	0.46
2:P:165:LYS:HE3	2:P:165:LYS:HB2	1.73	0.46
2:C:178:LYS:O	2:C:231:ASP:HB3	2.14	0.46
2:C:341:GLU:OE1	2:C:345:ARG:NH1	2.48	0.46
2:J:51:LEU:HD12	2:J:63:LEU:HD22	1.97	0.46
1:M:303:ALA:O	1:M:307:THR:HG23	2.15	0.46
1:O:94:TYR:CE2	1:O:151:ARG:HG2	2.51	0.46
2:F:16:PRO:HA	2:F:45:GLU:O	2.15	0.46
2:F:341:GLU:O	2:F:345:ARG:HG3	2.14	0.46
2:H:131:GLU:OE1	2:H:133:THR:OG1	2.32	0.46
2:H:263:SER:OG	2:H:264:ALA:N	2.47	0.46
1:K:32:ALA:CA	1:K:296:HIS:CD2	2.98	0.46
1:O:161:ARG:HG3	1:O:198:ILE:HD11	1.98	0.46

Continued on next page...

Continued from previous page...

Atom-1	Atom-2	Interatomic distance (Å)	Clash overlap (Å)
1:B:160:ALA:HA	1:B:165:ARG:HB2	1.96	0.46
1:E:242:GLY:O	1:E:246:THR:HG23	2.14	0.46
1:A:143:LEU:CD1	2:D:150:GLU:HG2	2.45	0.46
1:I:206:ASP:OD1	1:I:206:ASP:N	2.45	0.46
2:J:134:GLU:HG3	2:J:159:LYS:HD2	1.98	0.46
1:O:235:LEU:HD13	2:P:246:LEU:HD11	1.98	0.46
2:F:42:VAL:HG22	2:F:307:HIS:CG	2.51	0.46
2:F:140:LEU:HB3	2:F:152:LEU:HD12	1.96	0.46
1:M:26:ILE:HD13	1:M:331:ILE:HG21	1.98	0.46
1:M:315:THR:HG22	1:M:316:LYS:N	2.31	0.46
2:N:284:ASN:OD1	2:N:336:HIS:ND1	2.37	0.46
1:O:224:MET:CE	1:O:232:LEU:HD23	2.45	0.46
1:B:171:VAL:HB	1:B:224:MET:HE2	1.98	0.46
1:A:138:VAL:HG12	1:A:139:GLN:N	2.31	0.46
2:P:116:GLY:HA3	2:P:320:LYS:HA	1.97	0.46
2:D:134:GLU:HB3	2:D:154:ILE:O	2.16	0.46
1:I:214:GLN:O	2:J:120:ARG:NH2	2.44	0.46
2:J:338:PHE:CE2	2:J:342:ILE:HD11	2.51	0.46
2:L:129:ILE:O	2:L:234:VAL:HA	2.16	0.46
2:N:40:ALA:HB1	2:N:310:MET:CE	2.46	0.46
1:B:273:ASP:OD2	1:B:325:SER:OG	2.28	0.46
2:C:134:GLU:HB3	2:C:154:ILE:O	2.16	0.46
1:E:123:GLU:HB2	1:E:124:GLY:H	1.58	0.46
1:E:139:GLN:OE1	1:G:139:GLN:NE2	2.47	0.46
1:I:167:ASN:O	1:I:220:ASP:HB3	2.15	0.46
2:J:95:ASP:O	2:J:99:ARG:HG3	2.15	0.46
1:O:126:TYR:CD1	1:O:126:TYR:N	2.84	0.46
2:P:129:ILE:O	2:P:234:VAL:HA	2.16	0.46
1:E:71:PRO:O	1:E:72:LEU:HD23	2.16	0.46
1:G:268:ASP:OD1	1:G:268:ASP:N	2.48	0.46
2:H:116:GLY:HA3	2:H:320:LYS:HA	1.98	0.46
2:L:127:VAL:HB	2:L:232:VAL:HG22	1.97	0.46
1:M:282:LEU:HA	1:M:285:VAL:CG1	2.46	0.46
1:M:288:LEU:HD12	1:M:297:ALA:HA	1.98	0.46
1:A:197:ASP:CG	1:K:161:ARG:HG2	2.36	0.45
2:D:275:HIS:NE2	2:D:278:ALA:HA	2.31	0.45
2:J:277:PHE:HA	2:J:280:ALA:HB2	1.98	0.45
1:K:185:LEU:HD23	1:K:185:LEU:HA	1.77	0.45
2:D:133:THR:OG1	2:D:159:LYS:HD3	2.16	0.45
1:G:94:TYR:CE2	1:G:151:ARG:HG2	2.51	0.45
1:G:150:LYS:O	1:G:154:GLU:HG3	2.15	0.45

Continued on next page...

Continued from previous page...

Atom-1	Atom-2	Interatomic distance (Å)	Clash overlap (Å)
1:G:287:MET:O	1:G:291:MET:HG3	2.16	0.45
2:J:116:GLY:HA3	2:J:320:LYS:HA	1.98	0.45
2:J:206:TYR:HB3	2:J:209:ILE:HD13	1.99	0.45
1:K:197:ASP:OD1	1:K:197:ASP:N	2.45	0.45
1:O:126:TYR:N	1:O:126:TYR:HD1	2.15	0.45
1:A:161:ARG:NH1	1:A:197:ASP:OD2	2.46	0.45
2:D:214:MET:HG2	2:D:219:CYS:HB2	1.98	0.45
2:L:221:MET:O	2:L:225:GLN:HG2	2.17	0.45
2:N:312:ALA:O	2:N:316:LYS:HG3	2.17	0.45
1:B:69:LYS:NZ	1:B:260:GLU:OE1	2.30	0.45
1:A:133:ILE:HG22	1:A:134:VAL:HG23	1.97	0.45
2:D:130:ARG:NH2	2:D:241:ASN:HB2	2.31	0.45
1:G:14:GLY:C	1:G:16:GLY:H	2.19	0.45
1:I:139:GLN:OE1	1:K:139:GLN:NE2	2.38	0.45
2:L:14:SER:HA	2:L:43:PRO:O	2.17	0.45
2:L:110:HIS:NE2	2:L:260:GLU:OE2	2.24	0.45
2:L:116:GLY:O	2:L:325:ARG:NH2	2.47	0.45
2:L:241:ASN:O	2:L:245:ASN:ND2	2.47	0.45
2:N:63:LEU:HD23	2:N:65:GLN:NE2	2.31	0.45
1:B:149:SER:O	1:B:152:ILE:HG22	2.17	0.45
1:G:315:THR:HB	1:G:317:ASP:OD1	2.17	0.45
1:K:230:ASP:OD2	2:L:184:LYS:NZ	2.44	0.45
2:P:198:CYS:O	2:P:202:VAL:HG23	2.15	0.45
2:H:134:GLU:HB3	2:H:154:ILE:O	2.15	0.45
2:H:325:ARG:O	2:H:331:GLY:HA3	2.17	0.45
1:K:32:ALA:HB2	1:K:296:HIS:CD2	2.51	0.45
1:K:186:GLN:O	1:K:190:GLU:HG3	2.17	0.45
1:K:205:LEU:HD22	1:K:228:TYR:CG	2.51	0.45
2:N:22:GLY:O	2:N:27:PRO:HD3	2.16	0.45
1:O:87:LEU:HA	1:O:87:LEU:HD23	1.66	0.45
2:L:70:MET:CE	2:L:266:TYR:HB3	2.47	0.45
2:L:105:PHE:CE2	2:L:162:ARG:HG2	2.52	0.45
1:M:288:LEU:HB2	1:M:297:ALA:HB2	1.98	0.45
1:I:240:ILE:HD11	1:I:246:THR:HG22	1.97	0.45
2:P:16:PRO:HA	2:P:45:GLU:O	2.16	0.45
1:B:108:THR:HG23	1:B:109:PRO:HD2	1.99	0.45
2:F:233:LEU:HB3	2:F:235:MET:CE	2.47	0.45
1:G:88:ARG:HD2	1:G:121:ASN:O	2.16	0.45
1:I:51:TRP:CH2	1:I:80:HIS:CE1	3.02	0.45
2:J:343:CYS:HA	2:J:346:VAL:HG12	1.98	0.45
1:K:232:LEU:HD12	1:K:232:LEU:HA	1.73	0.45

Continued on next page...

Continued from previous page...

Atom-1	Atom-2	Interatomic distance (Å)	Clash overlap (Å)
1:A:138:VAL:HG11	2:D:190:LEU:HB3	1.98	0.44
1:E:292:GLY:CA	1:M:161:ARG:HD2	2.47	0.44
1:G:19:ILE:O	1:G:23:VAL:HG12	2.17	0.44
1:K:118:ILE:HD13	1:K:221:VAL:HG13	1.99	0.44
2:L:112:LYS:HE3	2:L:125:ASP:CG	2.38	0.44
2:L:231:ASP:HB3	2:L:232:VAL:H	1.62	0.44
1:O:68:LEU:HD21	1:O:280:LEU:HD11	1.99	0.44
1:E:133:ILE:HD11	1:E:139:GLN:HB2	1.98	0.44
1:G:146:GLU:HG2	1:G:187:LYS:CD	2.43	0.44
2:H:218:ASN:O	2:H:222:GLN:HG2	2.17	0.44
2:N:269:PHE:CZ	2:N:298:MET:HA	2.52	0.44
1:G:141:ILE:HG22	1:G:143:LEU:HD12	1.99	0.44
1:M:108:THR:HG21	1:M:239:LEU:O	2.17	0.44
2:N:197:GLN:O	2:N:201:GLU:HG3	2.17	0.44
1:B:39:ARG:HD3	1:G:44:ILE:HD12	2.00	0.44
1:E:26:ILE:HD13	1:E:331:ILE:HG21	1.99	0.44
2:F:275:HIS:HB2	2:F:276:PRO:HD2	1.99	0.44
1:G:155:PHE:CE2	1:G:251:ILE:HG13	2.52	0.44
1:I:168:VAL:HG23	1:I:198:ILE:HG21	1.99	0.44
1:I:213:VAL:HG11	2:J:250:LEU:HD23	2.00	0.44
1:A:186:GLN:O	1:A:190:GLU:HG3	2.17	0.44
2:F:263:SER:HB3	2:F:266:TYR:H	1.82	0.44
1:K:110:TYR:CE1	2:L:120:ARG:HD2	2.53	0.44
2:L:40:ALA:HB1	2:L:310:MET:CE	2.48	0.44
1:O:112:ASP:OD1	1:O:112:ASP:N	2.51	0.44
1:A:112:ASP:OD1	1:A:112:ASP:N	2.42	0.44
2:H:287:ASN:HD21	2:H:329:MET:CE	2.30	0.44
1:I:44:ILE:C	1:I:44:ILE:HD12	2.38	0.44
1:I:53:ILE:O	1:I:54:PRO:C	2.56	0.44
1:K:210:LEU:HD22	2:L:275:HIS:NE2	2.32	0.44
1:M:133:ILE:HG22	1:M:134:VAL:HG13	2.00	0.44
2:D:176:ARG:HB3	2:D:231:ASP:OD1	2.17	0.44
2:F:29:LEU:HD22	2:F:288:PRO:HA	1.99	0.44
1:G:61:MET:HE3	1:G:67:GLY:HA3	1.99	0.44
2:H:236:PRO:HD2	2:H:239:TYR:HD2	1.82	0.44
2:H:293:LEU:HD23	2:H:293:LEU:HA	1.85	0.44
1:I:41:VAL:HG22	1:I:41:VAL:O	2.17	0.44
2:L:130:ARG:HD2	2:L:240:GLY:HA3	1.98	0.44
2:N:16:PRO:HG2	2:N:73:ASN:HD22	1.82	0.44
1:O:9:LEU:HD21	1:O:20:SER:HB3	1.99	0.44
1:A:18:GLU:OE2	1:A:271:GLY:N	2.50	0.44

Continued on next page...

Continued from previous page...

Atom-1	Atom-2	Interatomic distance (Å)	Clash overlap (Å)
2:H:19:MET:O	2:H:21:PRO:HD3	2.17	0.44
2:H:171:ALA:HA	2:H:176:ARG:HB2	2.00	0.44
1:I:273:ASP:O	1:I:324:CYS:CB	2.65	0.44
2:J:130:ARG:NH2	2:J:241:ASN:HB2	2.32	0.44
1:M:62:ASP:O	1:M:65:LYS:NZ	2.51	0.44
1:O:69:LYS:HB3	1:O:260:GLU:HB3	2.00	0.44
1:B:126:TYR:N	1:B:126:TYR:CD1	2.86	0.44
1:A:94:TYR:CE2	1:A:151:ARG:HG2	2.53	0.44
2:D:70:MET:HE1	2:D:76:ALA:HB2	1.99	0.44
2:D:143:GLU:HG2	2:D:145:ALA:O	2.17	0.44
1:E:9:LEU:O	1:E:38:GLU:HA	2.17	0.44
1:E:61:MET:HE1	1:E:258:ILE:HG12	1.99	0.44
2:H:153:LYS:NZ	2:H:192:ASP:OD1	2.35	0.44
2:L:234:VAL:C	2:L:235:MET:HG3	2.38	0.44
2:C:143:GLU:HG3	2:C:149:ILE:HD13	2.00	0.43
1:I:274:MET:HE3	1:I:274:MET:HB3	1.82	0.43
1:M:20:SER:O	1:M:23:VAL:HG12	2.18	0.43
2:N:216:ILE:HD13	2:N:239:TYR:HB3	2.00	0.43
2:P:166:PHE:HZ	2:P:262:TYR:CD2	2.36	0.43
2:C:263:SER:OG	2:C:264:ALA:N	2.51	0.43
1:A:313:SER:OG	1:A:330:GLU:OE1	2.32	0.43
2:H:184:LYS:NZ	2:H:217:ASP:OD1	2.49	0.43
2:L:200:GLU:HG2	2:L:211:PHE:HE2	1.84	0.43
1:M:108:THR:HG23	1:M:109:PRO:HD2	2.00	0.43
2:N:263:SER:HB3	2:N:266:TYR:HB2	2.00	0.43
1:O:231:ILE:HD13	2:P:242:ILE:HD13	1.99	0.43
2:D:134:GLU:OE1	2:D:156:THR:N	2.47	0.43
2:H:208:LYS:HA	2:H:208:LYS:HD2	1.71	0.43
1:K:213:VAL:CG1	2:L:250:LEU:HD23	2.48	0.43
2:N:96:MET:SD	2:N:137:TYR:HB3	2.58	0.43
1:O:155:PHE:CE1	1:O:251:ILE:HG12	2.53	0.43
2:C:307:HIS:O	2:C:311:ILE:HG13	2.17	0.43
1:A:14:GLY:C	1:A:16:GLY:H	2.22	0.43
2:P:176:ARG:HB3	2:P:231:ASP:OD1	2.18	0.43
1:B:94:TYR:CE2	1:B:151:ARG:HG2	2.54	0.43
2:C:347:LYS:O	2:C:349:LEU:HD13	2.19	0.43
1:G:53:ILE:HG13	1:G:54:PRO:CD	2.46	0.43
1:G:108:THR:HB	1:G:109:PRO:HD2	1.99	0.43
1:G:126:TYR:CD1	1:G:126:TYR:N	2.86	0.43
1:G:314:LEU:HD23	1:G:314:LEU:HA	1.81	0.43
2:H:178:LYS:HE2	2:H:178:LYS:HB3	1.82	0.43

Continued on next page...

Continued from previous page...

Atom-1	Atom-2	Interatomic distance (Å)	Clash overlap (Å)
2:H:183:HIS:CE1	2:H:215:ILE:HG12	2.54	0.43
1:I:313:SER:O	1:I:327:PHE:HD1	2.01	0.43
1:K:87:LEU:HD23	1:K:87:LEU:HA	1.68	0.43
1:K:169:THR:HA	1:K:201:ASN:O	2.19	0.43
1:K:179:MET:HG2	2:L:149:ILE:HD12	2.01	0.43
2:L:155:VAL:HG11	2:L:191:GLY:O	2.19	0.43
2:N:143:GLU:HG3	2:N:149:ILE:HD13	1.99	0.43
1:G:4:VAL:HA	1:G:33:PRO:HB2	2.01	0.43
1:G:115:ILE:HD13	1:G:212:MET:HE3	2.01	0.43
1:I:138:VAL:HG11	2:J:191:GLY:N	2.33	0.43
1:M:259:PHE:CD2	1:M:286:MET:HB3	2.53	0.43
2:N:196:LEU:HD23	2:N:196:LEU:HA	1.86	0.43
2:P:17:VAL:HG22	2:P:75:VAL:CG2	2.49	0.43
2:C:28:GLU:OE1	2:C:284:ASN:HA	2.19	0.43
2:C:344:ARG:HG2	2:C:345:ARG:NH2	2.34	0.43
1:I:31:LYS:O	1:I:296:HIS:NE2	2.51	0.43
1:I:108:THR:HG23	1:I:109:PRO:HD2	1.99	0.43
1:I:189:ARG:NE	1:I:202:GLU:OE2	2.39	0.43
2:L:19:MET:HE2	2:L:48:GLU:HG2	1.99	0.43
1:B:126:TYR:N	1:B:126:TYR:HD1	2.16	0.43
2:C:134:GLU:OE1	2:C:156:THR:OG1	2.28	0.43
2:J:75:VAL:HA	2:J:267:ALA:O	2.18	0.43
2:J:302:LEU:HA	2:J:302:LEU:HD23	1.82	0.43
2:P:105:PHE:CE2	2:P:162:ARG:HG2	2.52	0.43
1:A:324:CYS:O	1:A:328:THR:OG1	2.25	0.43
1:E:228:TYR:N	1:E:228:TYR:CD1	2.87	0.43
1:G:88:ARG:HH11	1:G:88:ARG:HG2	1.84	0.43
1:G:232:LEU:HD12	1:G:232:LEU:HA	1.74	0.43
2:H:112:LYS:HD3	2:H:125:ASP:CG	2.40	0.43
1:M:12:GLY:O	1:M:17:PRO:HD3	2.19	0.43
1:M:313:SER:OG	1:M:327:PHE:HA	2.19	0.43
2:N:116:GLY:HA3	2:N:320:LYS:HA	2.00	0.43
1:O:281:LEU:O	1:O:285:VAL:HG23	2.19	0.43
1:B:87:LEU:HA	1:B:87:LEU:HD23	1.76	0.43
1:A:43:ALA:H	1:A:83:MET:HE1	1.83	0.43
1:A:137:VAL:HG22	2:D:156:THR:CG2	2.46	0.43
2:L:19:MET:HE2	2:L:48:GLU:CG	2.49	0.42
2:L:67:LEU:HD13	2:L:102:LEU:HD23	2.00	0.42
1:B:232:LEU:HD12	1:B:232:LEU:HA	1.87	0.42
1:E:161:ARG:NH1	1:E:197:ASP:OD2	2.46	0.42
2:H:99:ARG:NH2	2:H:274:ARG:NH1	2.60	0.42

Continued on next page...

Continued from previous page...

Atom-1	Atom-2	Interatomic distance (Å)	Clash overlap (Å)
2:J:190:LEU:HD12	2:J:190:LEU:H	1.83	0.42
1:M:118:ILE:N	1:M:118:ILE:HD12	2.35	0.42
1:E:205:LEU:HD22	1:E:228:TYR:CG	2.53	0.42
2:F:168:PHE:HB3	2:F:206:TYR:CD2	2.54	0.42
1:G:22:ALA:O	1:G:26:ILE:HG13	2.19	0.42
1:M:235:LEU:HD13	2:N:246:LEU:HD11	2.01	0.42
2:N:263:SER:OG	2:N:264:ALA:N	2.52	0.42
2:P:196:LEU:HD23	2:P:196:LEU:HA	1.62	0.42
1:E:87:LEU:HA	1:E:87:LEU:HD23	1.66	0.42
1:G:53:ILE:HG21	1:G:90:THR:HG21	2.02	0.42
1:I:242:GLY:O	1:I:246:THR:HG23	2.19	0.42
1:O:40:ASN:OD1	1:O:42:THR:HG23	2.19	0.42
2:D:124:LEU:HD11	2:D:227:PRO:HB2	2.02	0.42
1:G:8:THR:CG2	1:G:61:MET:HE2	2.50	0.42
1:G:126:TYR:N	1:G:126:TYR:HD1	2.17	0.42
1:G:317:ASP:OD1	1:G:318:LEU:N	2.52	0.42
1:I:87:LEU:HD23	1:I:87:LEU:HA	1.85	0.42
1:K:15:ILE:O	1:K:19:ILE:HG12	2.20	0.42
1:K:281:LEU:HD23	1:K:304:CYS:SG	2.60	0.42
1:M:28:ASP:O	1:M:31:LYS:N	2.46	0.42
2:N:65:GLN:H	2:N:65:GLN:CD	2.23	0.42
2:P:315:VAL:HA	2:P:342:ILE:HD12	2.02	0.42
1:E:133:ILE:HD13	1:G:133:ILE:HG13	2.02	0.42
2:F:156:THR:OG1	2:F:159:LYS:HG3	2.19	0.42
1:G:20:SER:O	1:G:24:MET:HG2	2.20	0.42
1:K:71:PRO:C	1:K:72:LEU:HD23	2.40	0.42
2:N:63:LEU:CA	2:N:65:GLN:HE22	2.32	0.42
1:O:93:LEU:HD23	1:O:252:GLY:HA3	2.02	0.42
1:O:173:LYS:HE3	1:O:173:LYS:HB3	1.89	0.42
2:P:74:LYS:NZ	2:P:265:GLU:OE2	2.52	0.42
1:M:232:LEU:HD12	1:M:235:LEU:HD23	2.02	0.42
2:D:236:PRO:HD2	2:D:239:TYR:CD2	2.54	0.42
1:E:165:ARG:HA	1:E:165:ARG:HD3	1.82	0.42
2:F:196:LEU:HD13	2:F:196:LEU:O	2.20	0.42
2:J:343:CYS:O	2:J:346:VAL:HG12	2.19	0.42
1:K:204:TYR:O	1:K:208:VAL:HG23	2.20	0.42
2:P:312:ALA:O	2:P:316:LYS:HG3	2.20	0.42
1:B:185:LEU:HA	1:B:185:LEU:HD23	1.60	0.42
1:A:143:LEU:HA	1:A:143:LEU:HD12	1.71	0.42
1:G:332:CYS:O	1:G:335:VAL:HG12	2.20	0.42
1:K:126:TYR:N	1:K:126:TYR:CD1	2.88	0.42

Continued on next page...

Continued from previous page...

Atom-1	Atom-2	Interatomic distance (Å)	Clash overlap (Å)
2:N:166:PHE:HZ	2:N:262:TYR:CD2	2.38	0.42
2:C:325:ARG:HB2	2:C:331:GLY:HA3	2.02	0.41
2:D:112:LYS:HD2	2:D:125:ASP:OD2	2.19	0.41
1:E:25:LYS:HB2	1:E:25:LYS:HE3	1.75	0.41
1:G:8:THR:OG1	1:G:61:MET:CE	2.68	0.41
2:H:99:ARG:HE	2:H:132:GLN:NE2	2.17	0.41
1:K:15:ILE:HG12	1:K:266:ALA:HB3	2.02	0.41
1:M:55:SER:O	1:M:59:GLU:HG2	2.20	0.41
1:O:315:THR:OG1	1:O:317:ASP:OD1	2.39	0.41
2:P:247:ALA:HA	2:P:250:LEU:HD12	2.02	0.41
1:B:214:GLN:O	2:C:120:ARG:NH2	2.53	0.41
2:C:98:LEU:O	2:C:98:LEU:HD12	2.19	0.41
2:J:104:LEU:HD11	2:J:268:VAL:HG21	2.03	0.41
1:M:118:ILE:HD13	1:M:221:VAL:HG13	2.03	0.41
2:P:67:LEU:HD22	2:P:102:LEU:HD23	2.02	0.41
2:P:208:LYS:HD2	2:P:208:LYS:HA	1.66	0.41
2:P:235:MET:HE1	2:P:243:ILE:HB	2.03	0.41
1:B:138:VAL:HG12	1:B:139:GLN:N	2.36	0.41
2:F:142:HIS:CD2	1:G:129:ILE:HD13	2.56	0.41
1:G:9:LEU:O	1:G:38:GLU:HA	2.21	0.41
1:K:155:PHE:CE2	1:K:251:ILE:HG12	2.56	0.41
2:N:349:LEU:HD23	2:N:349:LEU:HA	1.82	0.41
1:K:235:LEU:CD1	2:L:224:VAL:HG11	2.49	0.41
2:L:99:ARG:H	2:L:99:ARG:HG2	1.59	0.41
2:N:336:HIS:HA	2:N:339:THR:CG2	2.49	0.41
2:C:227:PRO:HD2	2:C:228:TYR:CE2	2.55	0.41
2:L:31:HIS:ND1	2:L:31:HIS:C	2.73	0.41
2:L:236:PRO:HD2	2:L:239:TYR:CD2	2.55	0.41
1:M:85:LEU:O	1:M:89:LYS:HB2	2.21	0.41
1:B:155:PHE:CE2	1:B:251:ILE:HG13	2.56	0.41
2:F:260:GLU:HG3	2:F:262:TYR:CE2	2.56	0.41
1:K:69:LYS:HE2	1:K:260:GLU:HB3	2.02	0.41
1:O:129:ILE:CG2	1:O:141:ILE:HD12	2.51	0.41
2:P:75:VAL:HA	2:P:267:ALA:O	2.21	0.41
1:B:288:LEU:HB2	1:B:297:ALA:HB2	2.01	0.41
2:C:293:LEU:HD23	2:C:293:LEU:HA	1.84	0.41
2:D:126:LEU:HD22	2:D:230:PHE:HB2	2.02	0.41
1:G:336:LYS:H	1:G:336:LYS:HG2	1.59	0.41
2:J:49:HIS:CD2	2:J:66:VAL:HG12	2.56	0.41
1:M:185:LEU:HD23	1:M:185:LEU:HA	1.78	0.41
1:O:27:PHE:CZ	1:O:284:ALA:HB1	2.54	0.41

Continued on next page...

Continued from previous page...

Atom-1	Atom-2	Interatomic distance (Å)	Clash overlap (Å)
1:B:259:PHE:HD2	1:B:286:MET:HE2	1.85	0.41
2:C:156:THR:OG1	2:C:159:LYS:HG3	2.20	0.41
2:D:42:VAL:O	2:D:44:VAL:N	2.53	0.41
2:F:20:LEU:HB2	2:F:78:ILE:HG22	2.03	0.41
1:G:12:GLY:O	1:G:17:PRO:HD3	2.20	0.41
1:G:104:GLU:OE1	1:G:309:LYS:HE2	2.21	0.41
1:G:203:MET:HE1	1:G:208:VAL:HG22	2.01	0.41
2:J:313:ASP:O	2:J:317:LYS:HG2	2.21	0.41
1:O:232:LEU:HA	1:O:232:LEU:HD12	1.60	0.41
2:C:134:GLU:HB3	2:C:135:GLY:H	1.64	0.41
1:A:330:GLU:O	1:A:334:ARG:HB2	2.21	0.41
2:D:325:ARG:HD2	2:D:329:MET:HE3	2.03	0.41
1:E:86:LEU:HD12	1:E:86:LEU:HA	1.76	0.41
1:E:109:PRO:HB3	2:F:120:ARG:HB3	2.03	0.41
1:E:235:LEU:HD22	2:F:246:LEU:HD12	2.03	0.41
1:G:21:ALA:O	1:G:25:LYS:HG3	2.21	0.41
1:G:118:ILE:HD13	1:G:221:VAL:HG13	2.03	0.41
2:H:31:HIS:HA	2:H:34:LYS:HZ2	1.85	0.41
1:I:82:SER:HB3	1:I:85:LEU:CB	2.50	0.41
1:I:204:TYR:CG	2:J:276:PRO:HG2	2.56	0.41
1:I:281:LEU:O	1:I:285:VAL:HG23	2.20	0.41
2:J:142:HIS:CG	1:K:129:ILE:HG21	2.56	0.41
2:N:197:GLN:NE2	2:N:201:GLU:OE1	2.54	0.41
1:O:16:GLY:O	1:O:20:SER:OG	2.35	0.41
2:P:288:PRO:HG3	2:P:335:CYS:SG	2.61	0.41
2:C:125:ASP:OD1	2:C:176:ARG:NH2	2.54	0.41
2:C:227:PRO:HD2	2:C:228:TYR:CD2	2.56	0.41
2:D:63:LEU:O	2:D:66:VAL:HG12	2.20	0.41
2:D:231:ASP:HB3	2:D:232:VAL:H	1.74	0.41
1:E:215:ASP:OD1	1:E:217:SER:OG	2.39	0.41
2:F:343:CYS:O	2:F:346:VAL:HG12	2.21	0.41
1:I:27:PHE:CZ	1:I:288:LEU:HD11	2.56	0.41
1:I:143:LEU:HD21	2:L:144:SER:O	2.21	0.41
2:J:112:LYS:HA	2:J:124:LEU:O	2.20	0.41
1:K:130:GLU:OE1	1:K:140:SER:OG	2.21	0.41
1:K:311:GLY:HA2	1:K:314:LEU:HD13	2.03	0.41
1:M:41:VAL:O	1:M:42:THR:C	2.59	0.41
2:P:29:LEU:HD13	2:P:291:MET:HB2	2.03	0.41
2:P:223:LEU:HD23	2:P:223:LEU:HA	1.94	0.41
1:E:130:GLU:OE1	2:F:188:MET:HB3	2.21	0.40
1:O:69:LYS:O	1:O:260:GLU:HA	2.21	0.40

Continued on next page...

Continued from previous page...

Atom-1	Atom-2	Interatomic distance (Å)	Clash overlap (Å)
1:O:138:VAL:HG11	2:P:190:LEU:HB3	2.02	0.40
1:B:32:ALA:O	1:B:34:ILE:N	2.51	0.40
1:B:324:CYS:O	1:B:328:THR:OG1	2.36	0.40
2:C:76:ALA:HB3	2:C:268:VAL:HG22	2.03	0.40
1:A:152:ILE:HD12	1:A:152:ILE:HA	1.91	0.40
1:A:285:VAL:HG11	1:A:301:GLU:HB2	2.02	0.40
2:F:343:CYS:HA	2:F:346:VAL:HG12	2.03	0.40
1:I:32:ALA:HA	1:I:296:HIS:CD2	2.56	0.40
2:J:51:LEU:HD23	2:J:52:SER:HB2	2.02	0.40
2:J:148:VAL:HG21	2:L:145:ALA:HB2	2.04	0.40
2:L:176:ARG:HE	2:L:176:ARG:HB3	1.66	0.40
2:L:235:MET:HE3	2:L:235:MET:HB2	1.90	0.40
1:M:205:LEU:HD22	1:M:228:TYR:CG	2.56	0.40
2:N:277:PHE:HD1	2:N:277:PHE:HA	1.77	0.40
2:N:325:ARG:HB3	2:N:329:MET:HG3	2.03	0.40
2:D:65:GLN:H	2:D:65:GLN:HG3	1.69	0.40
1:G:13:ASP:OD2	1:G:73:LYS:N	2.44	0.40
1:I:204:TYR:CD2	2:J:276:PRO:HG2	2.56	0.40
2:J:209:ILE:HD12	2:J:209:ILE:N	2.37	0.40
2:L:93:SER:O	2:L:97:ARG:N	2.54	0.40
1:M:86:LEU:HA	1:M:86:LEU:HD23	1.84	0.40
2:N:104:LEU:HA	2:N:104:LEU:HD23	1.81	0.40
2:P:124:LEU:HD11	2:P:227:PRO:HB2	2.04	0.40
2:C:260:GLU:HG2	2:C:269:PHE:CD1	2.56	0.40
1:E:185:LEU:HA	1:E:185:LEU:HD23	1.71	0.40
1:G:43:ALA:HB3	1:G:80:HIS:NE2	2.37	0.40
1:I:213:VAL:HG13	2:J:224:VAL:HG12	2.02	0.40
1:M:145:THR:HG22	2:N:148:VAL:HG13	2.03	0.40
2:P:299:LEU:HA	2:P:299:LEU:HD23	1.80	0.40
1:B:11:PRO:HA	1:B:20:SER:OG	2.22	0.40
1:B:119:ARG:HG3	1:B:229:GLY:HA3	2.04	0.40
2:J:134:GLU:HB3	2:J:154:ILE:O	2.22	0.40
2:L:105:PHE:HA	2:L:133:THR:HG23	2.03	0.40

All (1) symmetry-related close contacts are listed below. The label for Atom-2 includes the symmetry operator and encoded unit-cell translations to be applied.

Atom-1	Atom-2	Interatomic distance (Å)	Clash overlap (Å)
1:A:56:GLU:OE1	1:I:55:SER:OG[2_556]	2.09	0.11

5.3 Torsion angles [i](#)

5.3.1 Protein backbone [i](#)

In the following table, the Percentiles column shows the percent Ramachandran outliers of the chain as a percentile score with respect to all X-ray entries followed by that with respect to entries of similar resolution.

The Analysed column shows the number of residues for which the backbone conformation was analysed, and the total number of residues.

Mol	Chain	Analysed	Favoured	Allowed	Outliers	Percentiles	
1	A	333/341 (98%)	310 (93%)	23 (7%)	0	100	100
1	B	329/341 (96%)	309 (94%)	20 (6%)	0	100	100
1	E	336/341 (98%)	315 (94%)	21 (6%)	0	100	100
1	G	333/341 (98%)	311 (93%)	22 (7%)	0	100	100
1	I	329/341 (96%)	303 (92%)	26 (8%)	0	100	100
1	K	329/341 (96%)	305 (93%)	24 (7%)	0	100	100
1	M	333/341 (98%)	312 (94%)	21 (6%)	0	100	100
1	O	333/341 (98%)	308 (92%)	25 (8%)	0	100	100
2	C	313/356 (88%)	296 (95%)	17 (5%)	0	100	100
2	D	313/356 (88%)	293 (94%)	20 (6%)	0	100	100
2	F	309/356 (87%)	286 (93%)	23 (7%)	0	100	100
2	H	313/356 (88%)	295 (94%)	18 (6%)	0	100	100
2	J	310/356 (87%)	286 (92%)	24 (8%)	0	100	100
2	L	311/356 (87%)	294 (94%)	17 (6%)	0	100	100
2	N	310/356 (87%)	284 (92%)	26 (8%)	0	100	100
2	P	314/356 (88%)	292 (93%)	22 (7%)	0	100	100
All	All	5148/5576 (92%)	4799 (93%)	349 (7%)	0	100	100

There are no Ramachandran outliers to report.

5.3.2 Protein sidechains [i](#)

In the following table, the Percentiles column shows the percent sidechain outliers of the chain as a percentile score with respect to all X-ray entries followed by that with respect to entries of similar resolution.

The Analysed column shows the number of residues for which the sidechain conformation was analysed, and the total number of residues.

Mol	Chain	Analysed	Rotameric	Outliers	Percentiles	
1	A	266/278 (96%)	261 (98%)	5 (2%)	57	79
1	B	261/278 (94%)	258 (99%)	3 (1%)	73	88
1	E	267/278 (96%)	265 (99%)	2 (1%)	84	92
1	G	263/278 (95%)	259 (98%)	4 (2%)	65	83
1	I	259/278 (93%)	254 (98%)	5 (2%)	57	79
1	K	261/278 (94%)	258 (99%)	3 (1%)	73	88
1	M	263/278 (95%)	252 (96%)	11 (4%)	30	60
1	O	264/278 (95%)	261 (99%)	3 (1%)	73	88
2	C	252/300 (84%)	248 (98%)	4 (2%)	62	83
2	D	248/300 (83%)	240 (97%)	8 (3%)	39	68
2	F	249/300 (83%)	246 (99%)	3 (1%)	71	87
2	H	249/300 (83%)	246 (99%)	3 (1%)	71	87
2	J	251/300 (84%)	243 (97%)	8 (3%)	39	68
2	L	247/300 (82%)	239 (97%)	8 (3%)	39	68
2	N	251/300 (84%)	243 (97%)	8 (3%)	39	68
2	P	248/300 (83%)	239 (96%)	9 (4%)	35	65
All	All	4099/4624 (89%)	4012 (98%)	87 (2%)	53	77

All (87) residues with a non-rotameric sidechain are listed below:

Mol	Chain	Res	Type
1	B	45	GLN
1	B	247	PRO
1	B	334	ARG
2	C	96	MET
2	C	192	ASP
2	C	196	LEU
2	C	300	ARG
1	A	52	MET
1	A	89	LYS
1	A	206	ASP
1	A	224	MET
1	A	326	ASP
2	D	14	SER
2	D	117	TYR
2	D	192	ASP
2	D	196	LEU

Continued on next page...

Continued from previous page...

Mol	Chain	Res	Type
2	D	208	LYS
2	D	308	SER
2	D	309	SER
2	D	351	GLU
1	E	88	ARG
1	E	295	ASP
2	F	62	LYS
2	F	96	MET
2	F	192	ASP
1	G	106	TYR
1	G	210	LEU
1	G	326	ASP
1	G	334	ARG
2	H	69	SER
2	H	192	ASP
2	H	317	LYS
1	I	121	ASN
1	I	218	GLN
1	I	274	MET
1	I	295	ASP
1	I	310	ASP
2	J	49	HIS
2	J	50	HIS
2	J	52	SER
2	J	69	SER
2	J	274	ARG
2	J	279	GLN
2	J	283	ARG
2	J	320	LYS
1	K	85	LEU
1	K	88	ARG
1	K	185	LEU
2	L	18	THR
2	L	35	GLU
2	L	96	MET
2	L	139	SER
2	L	161	GLN
2	L	174	LYS
2	L	208	LYS
2	L	341	GLU
1	M	28	ASP
1	M	39	ARG

Continued on next page...

Continued from previous page...

Mol	Chain	Res	Type
1	M	68	LEU
1	M	135	ASP
1	M	173	LYS
1	M	185	LEU
1	M	202	GLU
1	M	296	HIS
1	M	326	ASP
1	M	334	ARG
1	M	337	ASP
2	N	35	GLU
2	N	51	LEU
2	N	117	TYR
2	N	157	ARG
2	N	196	LEU
2	N	296	SER
2	N	341	GLU
2	N	345	ARG
1	O	210	LEU
1	O	224	MET
1	O	334	ARG
2	P	50	HIS
2	P	139	SER
2	P	178	LYS
2	P	260	GLU
2	P	294	SER
2	P	317	LYS
2	P	327	SER
2	P	344	ARG
2	P	345	ARG

Sometimes sidechains can be flipped to improve hydrogen bonding and reduce clashes. All (15) such sidechains are listed below:

Mol	Chain	Res	Type
1	B	45	GLN
2	F	307	HIS
1	G	45	GLN
2	H	287	ASN
1	I	214	GLN
2	J	73	ASN
2	J	284	ASN
2	J	336	HIS
1	K	296	HIS

Continued on next page...

Continued from previous page...

Mol	Chain	Res	Type
2	L	47	GLN
2	L	73	ASN
2	L	132	GLN
1	M	5	GLN
2	N	65	GLN
2	N	73	ASN

5.3.3 RNA [i](#)

There are no RNA molecules in this entry.

5.4 Non-standard residues in protein, DNA, RNA chains [i](#)

There are no non-standard protein/DNA/RNA residues in this entry.

5.5 Carbohydrates [i](#)

There are no monosaccharides in this entry.

5.6 Ligand geometry [i](#)

There are no ligands in this entry.

5.7 Other polymers [i](#)

There are no such residues in this entry.

5.8 Polymer linkage issues [i](#)

There are no chain breaks in this entry.

6 Fit of model and data

6.1 Protein, DNA and RNA chains

In the following table, the column labelled ‘#RSRZ > 2’ contains the number (and percentage) of RSRZ outliers, followed by percent RSRZ outliers for the chain as percentile scores relative to all X-ray entries and entries of similar resolution. The OWAB column contains the minimum, median, 95th percentile and maximum values of the occupancy-weighted average B-factor per residue. The column labelled ‘Q < 0.9’ lists the number of (and percentage) of residues with an average occupancy less than 0.9.

Mol	Chain	Analysed	<RSRZ>	#RSRZ>2	OWAB(Å ²)	Q<0.9
1	A	335/341 (98%)	-0.34	1 (0%) 94 85	25, 47, 85, 101	0
1	B	333/341 (97%)	-0.30	1 (0%) 94 85	32, 51, 79, 125	0
1	E	338/341 (99%)	-0.34	1 (0%) 94 85	27, 44, 71, 105	0
1	G	335/341 (98%)	-0.24	3 (0%) 84 66	33, 58, 92, 107	0
1	I	333/341 (97%)	-0.36	1 (0%) 94 85	34, 49, 79, 111	0
1	K	333/341 (97%)	-0.30	3 (0%) 84 66	27, 49, 83, 105	0
1	M	335/341 (98%)	-0.24	2 (0%) 89 76	26, 51, 87, 100	0
1	O	335/341 (98%)	-0.31	3 (0%) 84 66	30, 50, 87, 104	0
2	C	319/356 (89%)	-0.38	4 (1%) 77 56	32, 51, 92, 111	0
2	D	319/356 (89%)	-0.42	2 (0%) 89 76	33, 48, 85, 103	0
2	F	315/356 (88%)	-0.31	2 (0%) 89 76	38, 57, 93, 111	0
2	H	319/356 (89%)	-0.35	2 (0%) 89 76	38, 52, 91, 111	0
2	J	316/356 (88%)	-0.32	4 (1%) 77 56	40, 58, 88, 111	0
2	L	317/356 (89%)	-0.20	6 (1%) 66 43	34, 62, 98, 133	0
2	N	316/356 (88%)	-0.40	1 (0%) 94 85	31, 50, 87, 108	0
2	P	320/356 (89%)	-0.40	1 (0%) 94 85	32, 51, 86, 112	0
All	All	5218/5576 (93%)	-0.32	37 (0%) 87 72	25, 52, 87, 133	0

All (37) RSRZ outliers are listed below:

Mol	Chain	Res	Type	RSRZ
2	H	52	SER	5.0
2	P	92	ALA	4.7
2	L	52	SER	3.7
2	H	66	VAL	3.1
2	L	49	HIS	3.1

Continued on next page...

Continued from previous page...

Mol	Chain	Res	Type	RSRZ
2	C	66	VAL	2.8
2	D	95	ASP	2.8
2	F	92	ALA	2.7
2	J	277	PHE	2.6
2	F	93	SER	2.6
1	E	313	SER	2.6
1	K	313	SER	2.6
1	G	313	SER	2.4
1	B	332	CYS	2.4
2	N	49	HIS	2.4
1	G	335	VAL	2.4
1	O	332	CYS	2.4
2	J	52	SER	2.4
1	K	308	ILE	2.4
2	L	205	LEU	2.4
1	I	332	CYS	2.4
2	J	92	ALA	2.4
1	K	328	THR	2.3
2	C	92	ALA	2.3
2	L	47	GLN	2.3
1	M	313	SER	2.3
2	C	49	HIS	2.2
1	M	327	PHE	2.2
1	O	313	SER	2.2
1	G	330	GLU	2.2
1	A	304	CYS	2.2
2	D	92	ALA	2.1
1	O	337	ASP	2.1
2	J	278	ALA	2.0
2	L	203	ALA	2.0
2	L	66	VAL	2.0
2	C	51	LEU	2.0

6.2 Non-standard residues in protein, DNA, RNA chains [i](#)

There are no non-standard protein/DNA/RNA residues in this entry.

6.3 Carbohydrates [i](#)

There are no monosaccharides in this entry.

6.4 Ligands

There are no ligands in this entry.

6.5 Other polymers

There are no such residues in this entry.