



Full wwPDB EM Validation Report ⓘ

Nov 20, 2022 – 09:40 am GMT

PDB ID : 6HCF
EMDB ID : EMD-0192
Title : Structure of the rabbit 80S ribosome stalled on globin mRNA at the stop codon
Authors : Juskiewicz, S.; Chandrasekaran, V.; Lin, Z.; Kraatz, S.; Ramakrishnan, V.; Hegde, R.S.
Deposited on : 2018-08-14
Resolution : 3.90 Å(reported)

This is a Full wwPDB EM Validation Report for a publicly released PDB entry.

We welcome your comments at validation@mail.wwpdb.org

A user guide is available at

<https://www.wwpdb.org/validation/2017/EMValidationReportHelp>

with specific help available everywhere you see the ⓘ symbol.

The types of validation reports are described at

<http://www.wwpdb.org/validation/2017/FAQs#types>.

The following versions of software and data (see [references ⓘ](#)) were used in the production of this report:

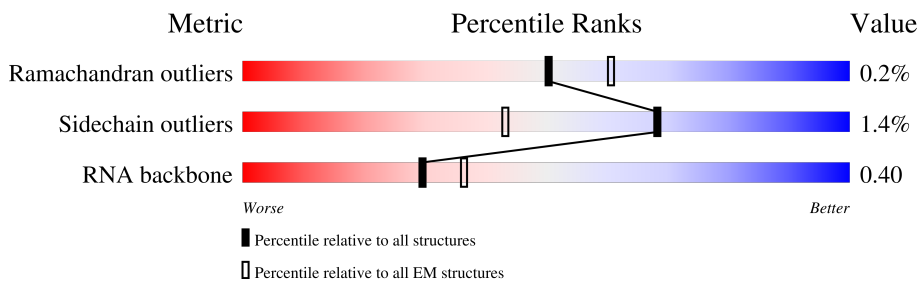
EMDB validation analysis : 0.0.1.dev43
Mogul : 1.8.4, CSD as541be (2020)
MolProbity : 4.02b-467
Percentile statistics : 20191225.v01 (using entries in the PDB archive December 25th 2019)
MapQ : 1.9.9
Ideal geometry (proteins) : Engh & Huber (2001)
Ideal geometry (DNA, RNA) : Parkinson et al. (1996)
Validation Pipeline (wwPDB-VP) : 2.31.2

1 Overall quality at a glance

The following experimental techniques were used to determine the structure:
ELECTRON MICROSCOPY

The reported resolution of this entry is 3.90 Å.

Percentile scores (ranging between 0-100) for global validation metrics of the entry are shown in the following graphic. The table shows the number of entries on which the scores are based.



Metric	Whole archive (#Entries)	EM structures (#Entries)
Ramachandran outliers	154571	4023
Sidechain outliers	154315	3826
RNA backbone	4643	859

The table below summarises the geometric issues observed across the polymeric chains and their fit to the map. The red, orange, yellow and green segments of the bar indicate the fraction of residues that contain outliers for ≥ 3 , 2, 1 and 0 types of geometric quality criteria respectively. A grey segment represents the fraction of residues that are not modelled. The numeric value for each fraction is indicated below the corresponding segment, with a dot representing fractions $\leq 5\%$. The upper red bar (where present) indicates the fraction of residues that have poor fit to the EM map (all-atom inclusion $< 40\%$). The numeric value is given above the bar.

Mol	Chain	Length	Quality of chain
1	A1	1869	
2	B1	295	
3	C1	264	
4	D1	293	
5	E1	243	
6	F1	263	
7	G1	204	
8	H1	249	

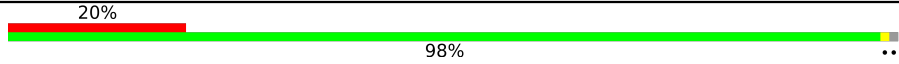
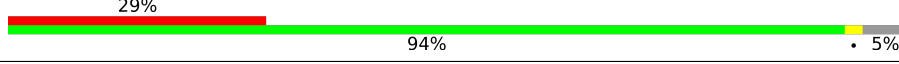
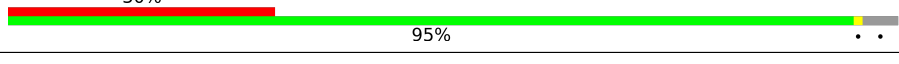



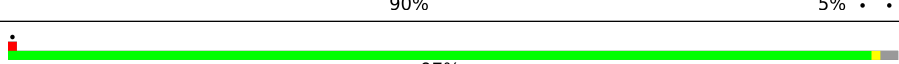

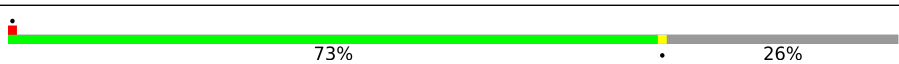
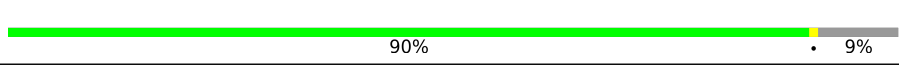
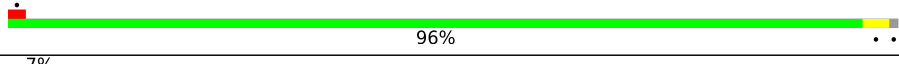
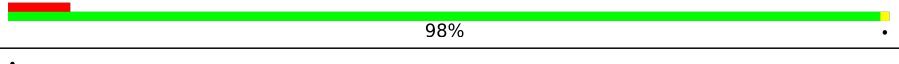
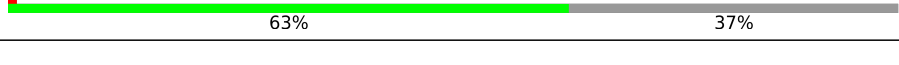

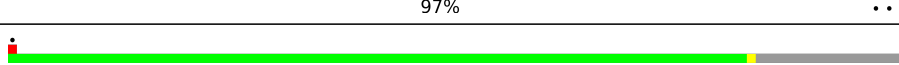
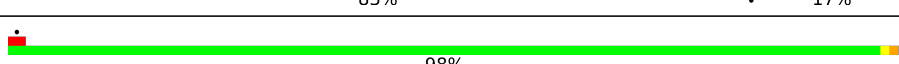

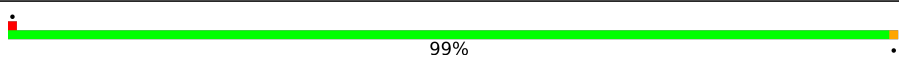
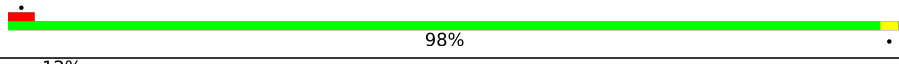

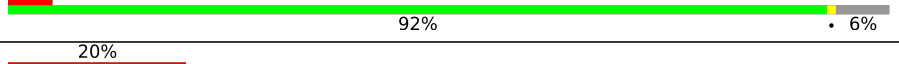




Continued on next page...

Continued from previous page...

Mol	Chain	Length	Quality of chain
9	I1	194	17% 95% 5%
10	J1	208	7% 97% ..
11	K1	194	8% 93% 5%
12	L1	165	6% 57% 42%
13	M1	158	7% 89% 9%
14	N1	132	69% 86% 11%
15	O1	151	5% 97% ..
16	P1	168	11% 79% 19%
17	Q1	145	10% 81% 17%
18	R1	146	5% 96% ..
19	S1	135	17% 98% .
20	T1	152	. 94% 5%
21	U1	145	10% 97% ..
22	V1	119	17% 82% 16%
23	W1	83	7% 99% .
24	X1	130	. 99% .
25	Y1	143	. 97% ..
26	Z1	130	5% 95% 5%
27	a1	125	8% 60% 40%
28	b1	115	8% 88% 12%
29	c1	84	17% 98% ..
30	d1	69	14% 90% 10%
31	e1	56	. 98% .
32	f1	133	9% 40% 59%
33	g1	156	20% 43% 56%

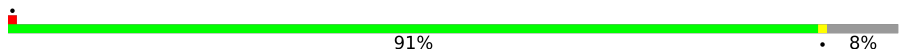
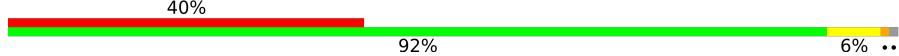
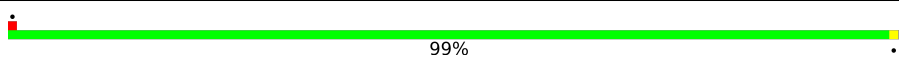

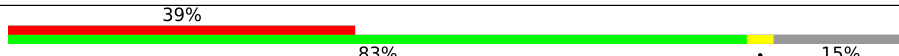
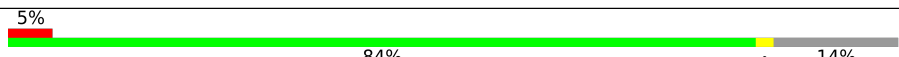
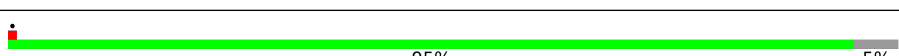

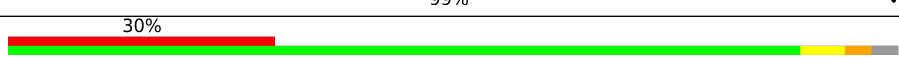

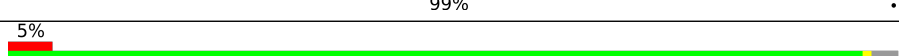
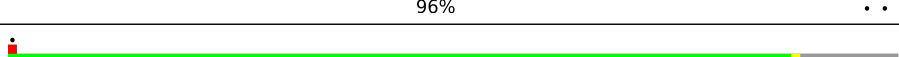

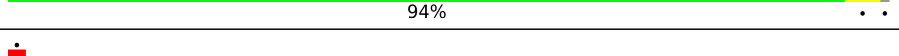
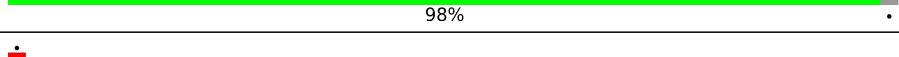

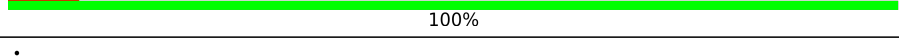
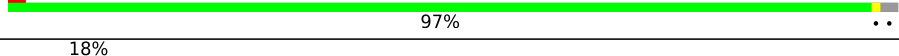
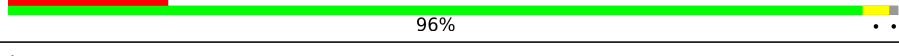
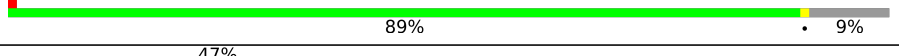

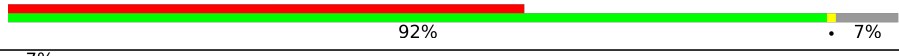


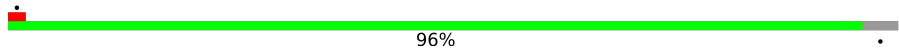
Continued on next page...

Continued from previous page...

Mol	Chain	Length	Quality of chain
34	h1	317	
35	j1	439	
36	k1	599	
37	52	3634	
38	72	120	
39	82	156	
40	A3	257	
41	B3	403	
42	C3	425	
43	E3	291	
44	F3	247	
45	H3	192	
46	L3	211	
47	M3	218	
48	N3	204	
49	O3	203	
50	P3	184	
51	Q3	188	
52	R3	196	
53	S3	176	
54	T3	160	
55	U3	128	
56	V3	140	
57	W3	157	
58	X3	156	

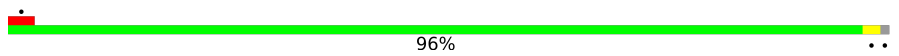
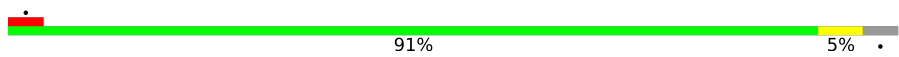


Continued on next page...

Continued from previous page...

Mol	Chain	Length	Quality of chain
59	Y3	145	
60	Z3	136	
61	a3	148	
62	b3	226	
63	c3	115	
64	d3	125	
65	e3	135	
66	f3	110	
67	g3	117	
68	h3	123	
69	i3	105	
70	j3	97	
71	k3	70	
72	l3	51	
73	m3	102	
74	n3	25	
75	o3	106	
76	p3	92	
77	r3	137	
78	s3	318	
79	t3	165	
80	23	76	
81	w3	23	
82	J3	178	
83	G3	319	

Continued on next page...

Continued from previous page...

Mol	Chain	Length	Quality of chain
84	D3	297	 <p>96%</p>
85	I3	214	 <p>91%</p>
86	1	22	 <p>82%</p> <p>77%</p> <p>23%</p>
87	u3	217	 <p>100%</p> <p>96%</p>

2 Entry composition [i](#)

There are 91 unique types of molecules in this entry. The entry contains 226754 atoms, of which 0 are hydrogens and 0 are deuteriums.

In the tables below, the AltConf column contains the number of residues with at least one atom in alternate conformation and the Trace column contains the number of residues modelled with at most 2 atoms.

- Molecule 1 is a RNA chain called 18S ribosomal RNA.

Mol	Chain	Residues	Atoms					AltConf	Trace
			Total	C	N	O	P		
1	A1	1732	36969	16502	6637	12099	1731	0	0

- Molecule 2 is a protein called uS2.

Mol	Chain	Residues	Atoms					AltConf	Trace
			Total	C	N	O	S		
2	B1	217	1710	1086	300	316	8	0	0

- Molecule 3 is a protein called 40S ribosomal protein S3a.

Mol	Chain	Residues	Atoms					AltConf	Trace
			Total	C	N	O	S		
3	C1	213	1729	1098	309	308	14	0	0

- Molecule 4 is a protein called uS5.

Mol	Chain	Residues	Atoms					AltConf	Trace
			Total	C	N	O	S		
4	D1	221	1716	1111	295	301	9	0	0

- Molecule 5 is a protein called uS3.

Mol	Chain	Residues	Atoms					AltConf	Trace
			Total	C	N	O	S		
5	E1	228	1768	1126	318	316	8	0	0

- Molecule 6 is a protein called eS4.

Mol	Chain	Residues	Atoms					AltConf	Trace
			Total	C	N	O	S		
6	F1	262	2076	1324	386	358	8	0	0

- Molecule 7 is a protein called Ribosomal protein S5.

Mol	Chain	Residues	Atoms					AltConf	Trace
			Total	C	N	O	S		
7	G1	185	1471	921	277	266	7	0	0

- Molecule 8 is a protein called 40S ribosomal protein S6.

Mol	Chain	Residues	Atoms					AltConf	Trace
			Total	C	N	O	S		
8	H1	237	1923	1200	387	329	7	0	0

- Molecule 9 is a protein called 40S ribosomal protein S7.

Mol	Chain	Residues	Atoms					AltConf	Trace
			Total	C	N	O	S		
9	I1	185	1488	952	271	264	1	0	0

- Molecule 10 is a protein called eS8.

Mol	Chain	Residues	Atoms					AltConf	Trace
			Total	C	N	O	S		
10	J1	206	1686	1058	332	291	5	0	0

- Molecule 11 is a protein called Ribosomal protein S9 (Predicted).

Mol	Chain	Residues	Atoms					AltConf	Trace
			Total	C	N	O	S		
11	K1	185	1525	969	306	248	2	0	0

- Molecule 12 is a protein called eS10.

Mol	Chain	Residues	Atoms					AltConf	Trace
			Total	C	N	O	S		
12	L1	96	810	530	143	131	6	0	0

- Molecule 13 is a protein called Ribosomal protein S11.

Mol	Chain	Residues	Atoms					AltConf	Trace
			Total	C	N	O	S		
13	M1	143	1175	749	222	198	6	0	0

- Molecule 14 is a protein called 40S ribosomal protein S12.

Mol	Chain	Residues	Atoms					AltConf	Trace
14	N1	117	Total	C	N	O	S	0	0
			908	570	161	169	8		

- Molecule 15 is a protein called uS15.

Mol	Chain	Residues	Atoms					AltConf	Trace
15	O1	149	Total	C	N	O	S	0	0
			1202	770	228	203	1		

- Molecule 16 is a protein called uS11.

Mol	Chain	Residues	Atoms					AltConf	Trace
16	P1	136	Total	C	N	O	S	0	0
			1016	621	199	190	6		

- Molecule 17 is a protein called uS19.

Mol	Chain	Residues	Atoms					AltConf	Trace
17	Q1	120	Total	C	N	O	S	0	0
			997	635	187	168	7		

- Molecule 18 is a protein called Ribosomal protein S16.

Mol	Chain	Residues	Atoms					AltConf	Trace
18	R1	142	Total	C	N	O	S	0	0
			1128	717	213	195	3		

- Molecule 19 is a protein called eS17.

Mol	Chain	Residues	Atoms					AltConf	Trace
19	S1	132	Total	C	N	O	S	0	0
			1068	670	199	195	4		

- Molecule 20 is a protein called uS13.

Mol	Chain	Residues	Atoms					AltConf	Trace
20	T1	144	Total	C	N	O	S	0	0
			1190	746	241	202	1		

- Molecule 21 is a protein called eS19.

Mol	Chain	Residues	Atoms					AltConf	Trace
			Total	C	N	O	S		
21	U1	141	1097	688	211	195	3	0	0

- Molecule 22 is a protein called uS10.

Mol	Chain	Residues	Atoms					AltConf	Trace
			Total	C	N	O	S		
22	V1	100	795	498	152	141	4	0	0

- Molecule 23 is a protein called eS21.

Mol	Chain	Residues	Atoms					AltConf	Trace
			Total	C	N	O	S		
23	W1	83	636	393	117	121	5	0	0

- Molecule 24 is a protein called Ribosomal protein S15a.

Mol	Chain	Residues	Atoms					AltConf	Trace
			Total	C	N	O	S		
24	X1	129	1034	659	193	176	6	0	0

- Molecule 25 is a protein called uS12.

Mol	Chain	Residues	Atoms					AltConf	Trace
			Total	C	N	O	S		
25	Y1	141	1098	693	219	183	3	0	0

- Molecule 26 is a protein called eS24.

Mol	Chain	Residues	Atoms					AltConf	Trace
			Total	C	N	O	S		
26	Z1	124	1011	640	198	168	5	0	0

- Molecule 27 is a protein called eS25.

Mol	Chain	Residues	Atoms					AltConf	Trace
			Total	C	N	O	S		
27	a1	75	598	382	111	104	1	0	0

- Molecule 28 is a protein called eS26.

Mol	Chain	Residues	Atoms					AltConf	Trace
28	b1	101	Total	C	N	O	S	0	0
			814	507	170	132	5		

- Molecule 29 is a protein called 40S ribosomal protein S27.

Mol	Chain	Residues	Atoms					AltConf	Trace
29	c1	83	Total	C	N	O	S	0	0
			651	408	121	115	7		

- Molecule 30 is a protein called Ribosomal protein S28.

Mol	Chain	Residues	Atoms					AltConf	Trace
30	d1	62	Total	C	N	O	S	0	0
			488	297	97	92	2		

- Molecule 31 is a protein called uS14.

Mol	Chain	Residues	Atoms					AltConf	Trace
31	e1	55	Total	C	N	O	S	0	0
			459	286	94	74	5		

- Molecule 32 is a protein called 40S ribosomal protein S30.

Mol	Chain	Residues	Atoms					AltConf	Trace
32	f1	55	Total	C	N	O	S	0	0
			443	274	97	71	1		

- Molecule 33 is a protein called Ribosomal protein S27a.

Mol	Chain	Residues	Atoms					AltConf	Trace
33	g1	68	Total	C	N	O	S	0	0
			555	351	103	94	7		

- Molecule 34 is a protein called RACK1.

Mol	Chain	Residues	Atoms					AltConf	Trace
34	h1	313	Total	C	N	O	S	0	0
			2436	1535	424	465	12		

- Molecule 35 is a protein called eRF1(AAQ).

Mol	Chain	Residues	Atoms					AltConf	Trace
			Total	C	N	O	S		
35	j1	419	3309	2106	562	629	12	0	0

- Molecule 36 is a protein called ATP binding cassette subfamily E member 1.

Mol	Chain	Residues	Atoms					AltConf	Trace
			Total	C	N	O	S		
36	k1	577	4555	2914	780	830	31	0	0

- Molecule 37 is a RNA chain called 28S ribosomal RNA.

Mol	Chain	Residues	Atoms					AltConf	Trace
			Total	C	N	O	P		
37	52	3634	77819	34651	14241	25293	3634	0	0

- Molecule 38 is a RNA chain called 5S ribosomal RNA.

Mol	Chain	Residues	Atoms					AltConf	Trace
			Total	C	N	O	P		
38	72	120	2558	1141	456	842	119	0	0

- Molecule 39 is a RNA chain called 5.8S ribosomal RNA.

Mol	Chain	Residues	Atoms					AltConf	Trace
			Total	C	N	O	P		
39	82	151	3208	1432	564	1062	150	0	0

- Molecule 40 is a protein called Ribosomal protein L8.

Mol	Chain	Residues	Atoms					AltConf	Trace
			Total	C	N	O	S		
40	A3	248	1898	1189	389	314	6	0	0

- Molecule 41 is a protein called uL3.

Mol	Chain	Residues	Atoms					AltConf	Trace
			Total	C	N	O	S		
41	B3	394	3172	2020	597	542	13	0	0

There is a discrepancy between the modelled and reference sequences:

Chain	Residue	Modelled	Actual	Comment	Reference
B3	1	MET	-	initiating methionine	UNP G1TL06

- Molecule 42 is a protein called uL4.

Mol	Chain	Residues	Atoms					AltConf	Trace
			Total	C	N	O	S		
42	C3	362	2883	1812	577	480	14	0	0

- Molecule 43 is a protein called 60S ribosomal protein L6.

Mol	Chain	Residues	Atoms					AltConf	Trace
			Total	C	N	O	S		
43	E3	216	1729	1115	329	282	3	0	0

- Molecule 44 is a protein called uL30.

Mol	Chain	Residues	Atoms					AltConf	Trace
			Total	C	N	O	S		
44	F3	225	1875	1205	358	303	9	0	0

There are 4 discrepancies between the modelled and reference sequences:

Chain	Residue	Modelled	Actual	Comment	Reference
F3	61	ARG	GLY	conflict	UNP G1TUB1
F3	93	ARG	GLY	conflict	UNP G1TUB1
F3	131	MET	VAL	conflict	UNP G1TUB1
F3	153	ILE	VAL	conflict	UNP G1TUB1

- Molecule 45 is a protein called uL6.

Mol	Chain	Residues	Atoms					AltConf	Trace
			Total	C	N	O	S		
45	H3	190	1516	954	284	272	6	0	0

- Molecule 46 is a protein called eL13.

Mol	Chain	Residues	Atoms					AltConf	Trace
			Total	C	N	O	S		
46	L3	210	1702	1065	354	279	4	0	0

- Molecule 47 is a protein called Ribosomal protein L14.

Mol	Chain	Residues	Atoms					AltConf	Trace
			Total	C	N	O	S		
47	M3	138	1137	727	221	182	7	0	0

- Molecule 48 is a protein called Ribosomal protein L15.

Mol	Chain	Residues	Atoms					AltConf	Trace
			Total	C	N	O	S		
48	N3	203	1701	1072	359	266	4	0	0

- Molecule 49 is a protein called uL13.

Mol	Chain	Residues	Atoms					AltConf	Trace
			Total	C	N	O	S		
49	O3	199	1630	1051	319	255	5	0	0

- Molecule 50 is a protein called uL22.

Mol	Chain	Residues	Atoms					AltConf	Trace
			Total	C	N	O	S		
50	P3	153	1242	777	241	215	9	0	0

- Molecule 51 is a protein called eL18.

Mol	Chain	Residues	Atoms					AltConf	Trace
			Total	C	N	O	S		
51	Q3	187	1515	946	315	250	4	0	0

- Molecule 52 is a protein called eL19.

Mol	Chain	Residues	Atoms					AltConf	Trace
			Total	C	N	O	S		
52	R3	180	1508	933	328	238	9	0	0

- Molecule 53 is a protein called eL20.

Mol	Chain	Residues	Atoms					AltConf	Trace
			Total	C	N	O	S		
53	S3	176	1462	930	285	236	11	0	0

- Molecule 54 is a protein called eL21.

Mol	Chain	Residues	Atoms					AltConf	Trace
			Total	C	N	O	S		
54	T3	159	1298	823	252	217	6	0	0

- Molecule 55 is a protein called eL22.

Mol	Chain	Residues	Atoms					AltConf	Trace
			Total	C	N	O	S		
55	U3	99	809	519	141	147	2	0	0

- Molecule 56 is a protein called Ribosomal protein L23.

Mol	Chain	Residues	Atoms					AltConf	Trace
			Total	C	N	O	S		
56	V3	131	979	618	184	172	5	0	0

- Molecule 57 is a protein called eL24.

Mol	Chain	Residues	Atoms					AltConf	Trace
			Total	C	N	O	S		
57	W3	106	860	538	174	144	4	0	0

- Molecule 58 is a protein called uL23.

Mol	Chain	Residues	Atoms					AltConf	Trace
			Total	C	N	O	S		
58	X3	118	967	618	181	167	1	0	0

- Molecule 59 is a protein called Ribosomal protein L26.

Mol	Chain	Residues	Atoms					AltConf	Trace
			Total	C	N	O	S		
59	Y3	134	1115	700	226	186	3	0	0

- Molecule 60 is a protein called 60S ribosomal protein L27.

Mol	Chain	Residues	Atoms					AltConf	Trace
			Total	C	N	O	S		
60	Z3	135	1107	714	208	182	3	0	0

- Molecule 61 is a protein called uL15.

Mol	Chain	Residues	Atoms					AltConf	Trace
			Total	C	N	O	S		
61	a3	147	1162	734	239	185	4	0	0

- Molecule 62 is a protein called eL29.

Mol	Chain	Residues	Atoms					AltConf	Trace
			Total	C	N	O	S		
62	b3	104	848	527	189	129	3	0	0

- Molecule 63 is a protein called eL30.

Mol	Chain	Residues	Atoms					AltConf	Trace
			Total	C	N	O	S		
63	c3	98	761	481	134	140	6	0	0

- Molecule 64 is a protein called eL31.

Mol	Chain	Residues	Atoms					AltConf	Trace
			Total	C	N	O	S		
64	d3	107	888	560	171	155	2	0	0

- Molecule 65 is a protein called eL32.

Mol	Chain	Residues	Atoms					AltConf	Trace
			Total	C	N	O	S		
65	e3	128	1053	667	216	165	5	0	0

- Molecule 66 is a protein called eL33.

Mol	Chain	Residues	Atoms					AltConf	Trace
			Total	C	N	O	S		
66	f3	109	876	555	174	143	4	0	0

- Molecule 67 is a protein called eL34.

Mol	Chain	Residues	Atoms					AltConf	Trace
			Total	C	N	O	S		
67	g3	114	906	566	187	147	6	0	0

- Molecule 68 is a protein called uL29.

Mol	Chain	Residues	Atoms					AltConf	Trace
68	h3	122	Total	C	N	O	S	0	0
			1013	640	204	168	1		

- Molecule 69 is a protein called 60S ribosomal protein L36.

Mol	Chain	Residues	Atoms					AltConf	Trace
69	i3	102	Total	C	N	O	S	0	0
			830	520	176	129	5		

- Molecule 70 is a protein called Ribosomal protein L37.

Mol	Chain	Residues	Atoms					AltConf	Trace
70	j3	86	Total	C	N	O	S	0	0
			705	434	155	111	5		

- Molecule 71 is a protein called eL38.

Mol	Chain	Residues	Atoms					AltConf	Trace
71	k3	69	Total	C	N	O	S	0	0
			569	366	103	99	1		

- Molecule 72 is a protein called eL39.

Mol	Chain	Residues	Atoms					AltConf	Trace
72	l3	50	Total	C	N	O	S	0	0
			447	286	96	64	1		

- Molecule 73 is a protein called eL40.

Mol	Chain	Residues	Atoms					AltConf	Trace
73	m3	52	Total	C	N	O	S	0	0
			429	266	90	67	6		

- Molecule 74 is a protein called eL41.

Mol	Chain	Residues	Atoms					AltConf	Trace
74	n3	25	Total	C	N	O	S	0	0
			239	145	64	27	3		

- Molecule 75 is a protein called eL42.

Mol	Chain	Residues	Atoms					AltConf	Trace
75	o3	104	Total	C	N	O	S	0	0
			851	533	174	138	6		

- Molecule 76 is a protein called eL43.

Mol	Chain	Residues	Atoms					AltConf	Trace
76	p3	91	Total	C	N	O	S	0	0
			708	445	136	120	7		

- Molecule 77 is a protein called eL28.

Mol	Chain	Residues	Atoms					AltConf	Trace
77	r3	124	Total	C	N	O	S	0	0
			994	616	205	167	6		

- Molecule 78 is a protein called uL10.

Mol	Chain	Residues	Atoms					AltConf	Trace
78	s3	196	Total	C	N	O	S	0	0
			1507	959	263	276	9		

- Molecule 79 is a protein called Ribosomal protein L12.

Mol	Chain	Residues	Atoms					AltConf	Trace
79	t3	153	Total	C	N	O	S	0	0
			1160	722	218	217	3		

- Molecule 80 is a RNA chain called P-site tRNA.

Mol	Chain	Residues	Atoms					AltConf	Trace
80	23	76	Total	C	N	O	P	0	0
			1616	723	291	527	75		

- Molecule 81 is a RNA chain called mRNA.

Mol	Chain	Residues	Atoms					AltConf	Trace
81	w3	23	Total	C	N	O	P	0	0
			493	222	94	154	23		

- Molecule 82 is a protein called Ribosomal protein L11.

Mol	Chain	Residues	Atoms					AltConf	Trace
			Total	C	N	O	S		
82	J3	170	1362	861	254	241	6	0	0

- Molecule 83 is a protein called eL8.

Mol	Chain	Residues	Atoms					AltConf	Trace
			Total	C	N	O	S		
83	G3	233	1879	1199	361	315	4	0	0

- Molecule 84 is a protein called 60S ribosomal protein L5.

Mol	Chain	Residues	Atoms					AltConf	Trace
			Total	C	N	O	S		
84	D3	293	2391	1512	438	427	14	0	0

There is a discrepancy between the modelled and reference sequences:

Chain	Residue	Modelled	Actual	Comment	Reference
D3	1	MET	-	initiating methionine	UNP G1SYJ6

- Molecule 85 is a protein called 60S ribosomal protein L10.

Mol	Chain	Residues	Atoms					AltConf	Trace
			Total	C	N	O	S		
85	I3	205	1664	1056	321	274	13	0	0

- Molecule 86 is a protein called nascent chain.

Mol	Chain	Residues	Atoms				AltConf	Trace
			Total	C	N	O		
86	1	22	110	66	22	22	0	0

- Molecule 87 is a protein called uL1.

Mol	Chain	Residues	Atoms					AltConf	Trace
			Total	C	N	O	S		
87	u3	217	1741	1113	312	307	9	0	0

- Molecule 88 is MAGNESIUM ION (three-letter code: MG) (formula: Mg).

Mol	Chain	Residues	Atoms	AltConf
88	A1	77	Total Mg 77 77	0
88	G1	1	Total Mg 1 1	0
88	M1	1	Total Mg 1 1	0
88	52	204	Total Mg 204 204	0
88	72	7	Total Mg 7 7	0
88	82	5	Total Mg 5 5	0
88	P3	1	Total Mg 1 1	0
88	V3	1	Total Mg 1 1	0
88	a3	1	Total Mg 1 1	0
88	g3	1	Total Mg 1 1	0
88	w3	1	Total Mg 1 1	0

- Molecule 89 is ZINC ION (three-letter code: ZN) (formula: Zn).

Mol	Chain	Residues	Atoms	AltConf
89	b1	1	Total Zn 1 1	0
89	e1	1	Total Zn 1 1	0
89	g1	1	Total Zn 1 1	0
89	g3	1	Total Zn 1 1	0
89	j3	1	Total Zn 1 1	0
89	m3	1	Total Zn 1 1	0
89	o3	1	Total Zn 1 1	0
89	p3	1	Total Zn 1 1	0

- Molecule 90 is IRON/SULFUR CLUSTER (three-letter code: SF4) (formula: Fe₄S₄).



Mol	Chain	Residues	Atoms			AltConf
90	k1	1	Total	Fe	S	0
			16	8	8	
90	k1	1	Total	Fe	S	0
			16	8	8	

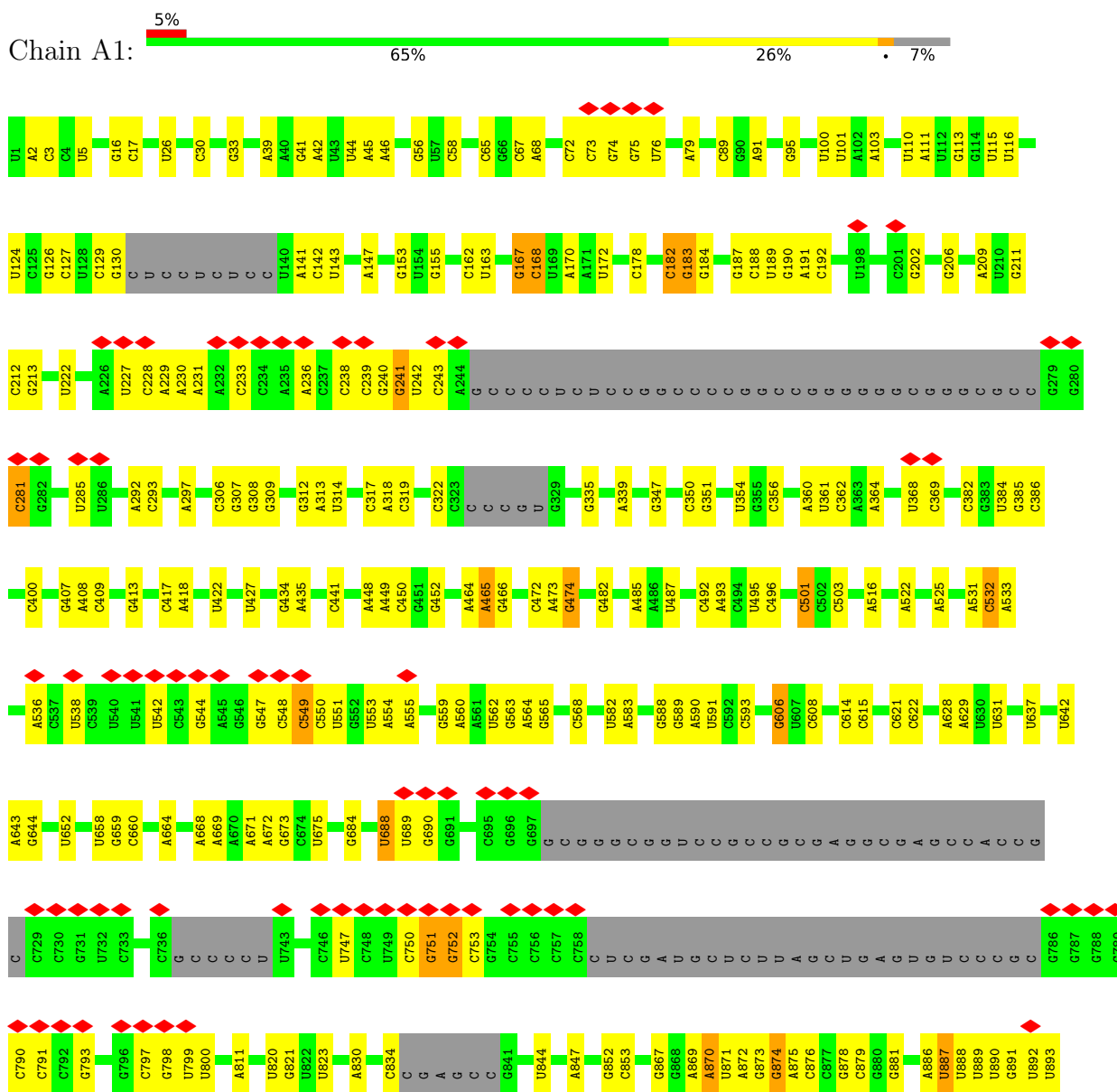
- Molecule 91 is water.

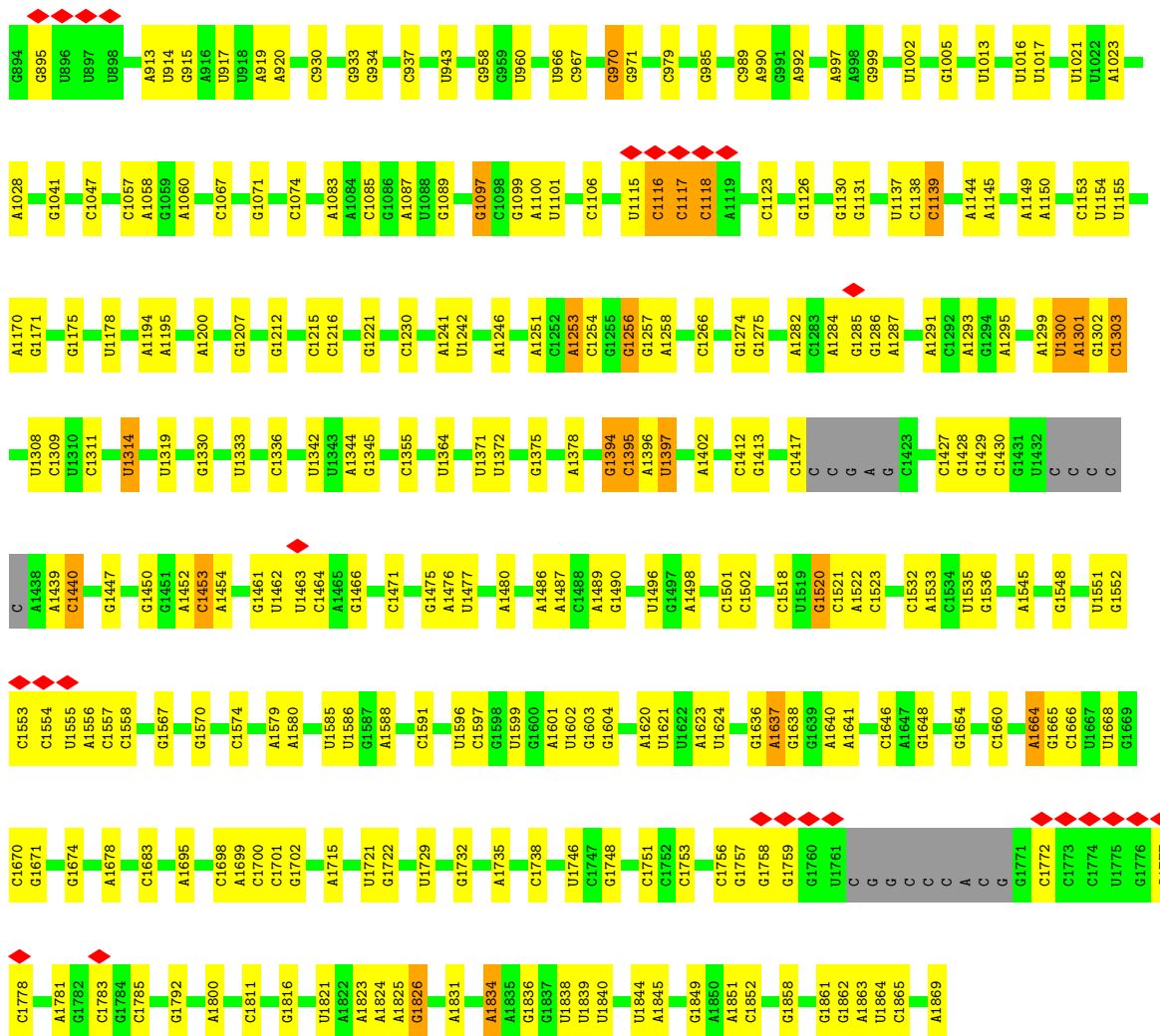
Mol	Chain	Residues	Atoms		AltConf
91	52	3	Total	O	0
			3	3	
91	1	1	Total	O	0
			1	1	

3 Residue-property plots

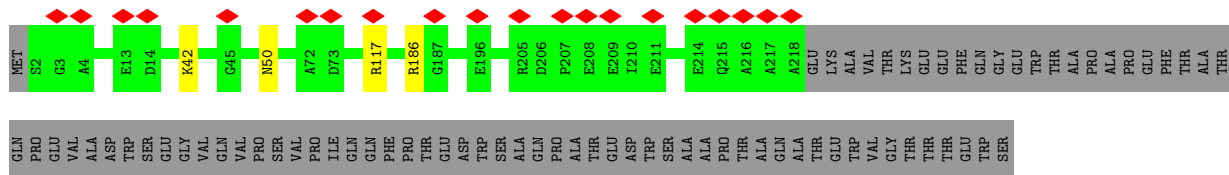
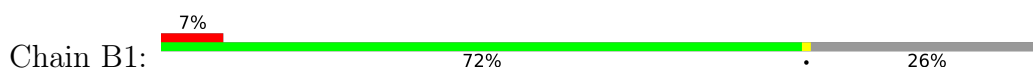
These plots are drawn for all protein, RNA, DNA and oligosaccharide chains in the entry. The first graphic for a chain summarises the proportions of the various outlier classes displayed in the second graphic. The second graphic shows the sequence view annotated by issues in geometry and atom inclusion in map density. Residues are color-coded according to the number of geometric quality criteria for which they contain at least one outlier: green = 0, yellow = 1, orange = 2 and red = 3 or more. A red diamond above a residue indicates a poor fit to the EM map for this residue (all-atom inclusion < 40%). Stretches of 2 or more consecutive residues without any outlier are shown as a green connector. Residues present in the sample, but not in the model, are shown in grey.

- Molecule 1: 18S ribosomal RNA

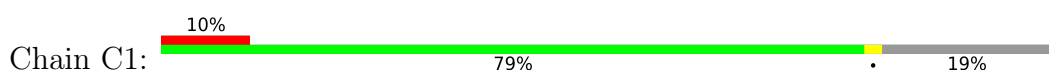


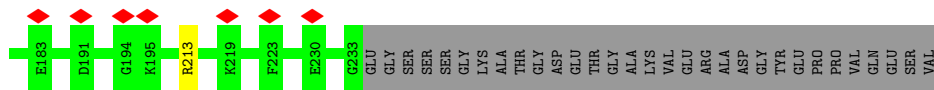


• Molecule 2: uS2

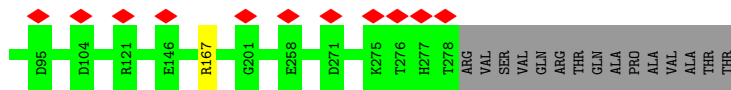
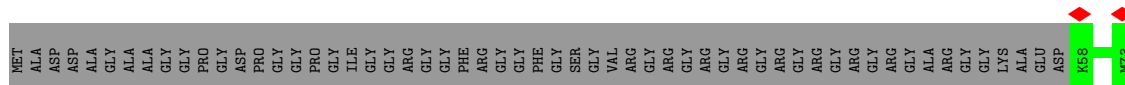
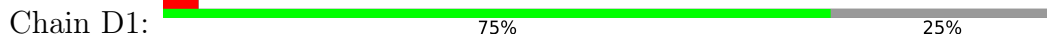


• Molecule 3: 40S ribosomal protein S3a

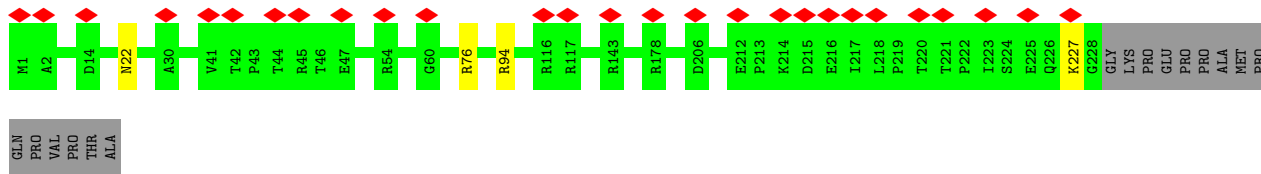




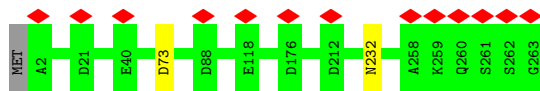
• Molecule 4: uS5



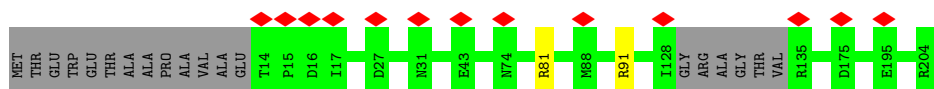
• Molecule 5: uS3



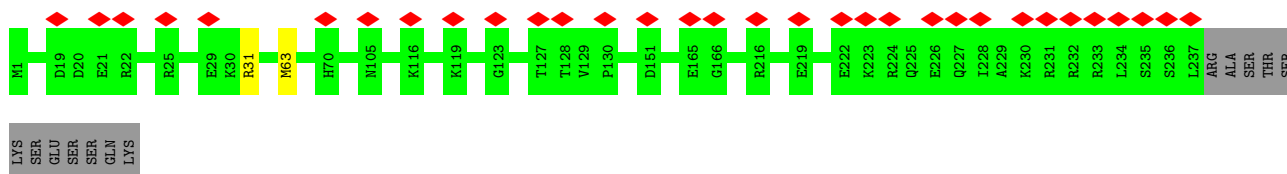
• Molecule 6: eS4



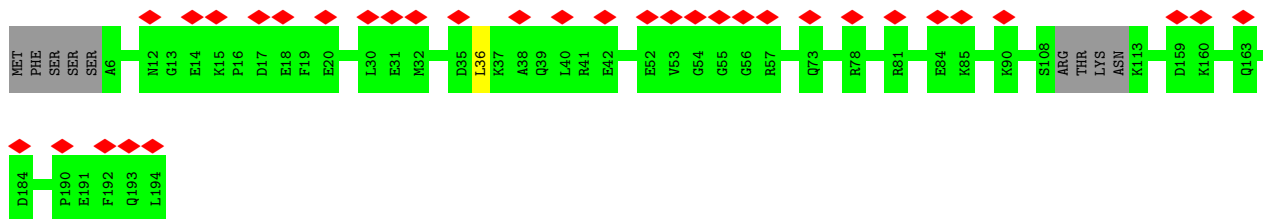
• Molecule 7: Ribosomal protein S5



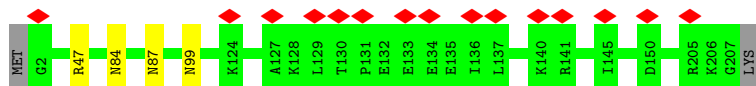
• Molecule 8: 40S ribosomal protein S6



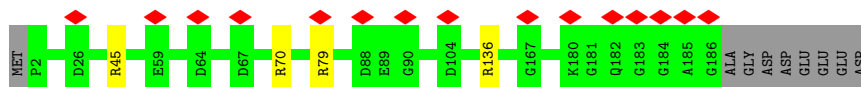
• Molecule 9: 40S ribosomal protein S7




• Molecule 10: eS8



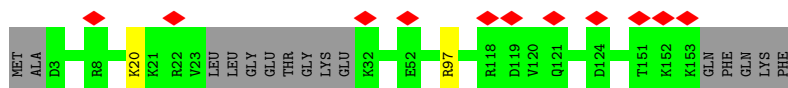
• Molecule 11: Ribosomal protein S9 (Predicted)



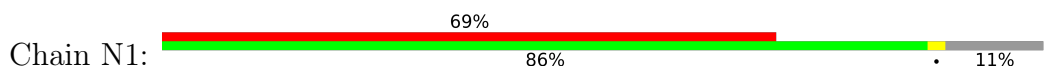
• Molecule 12: eS10




• Molecule 13: Ribosomal protein S11

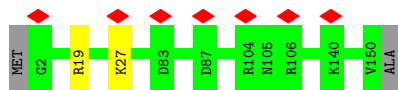


• Molecule 14: 40S ribosomal protein S12

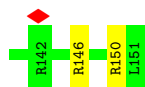
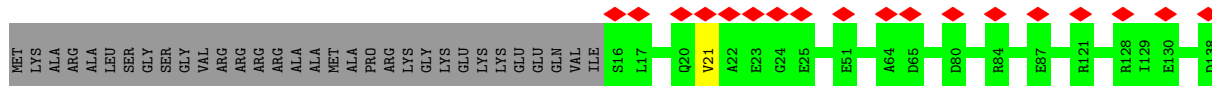
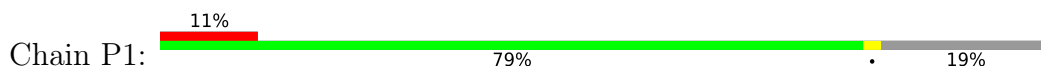




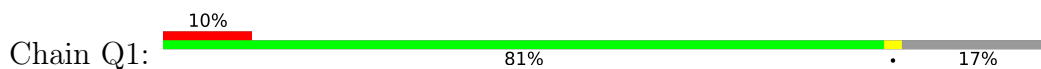
• Molecule 15: uS15



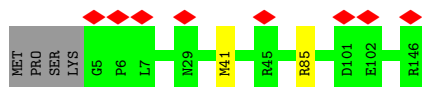
• Molecule 16: uS11



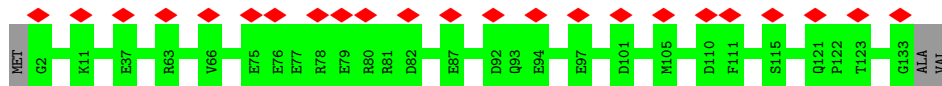
• Molecule 17: uS19



• Molecule 18: Ribosomal protein S16

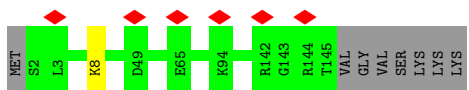


• Molecule 19: eS17



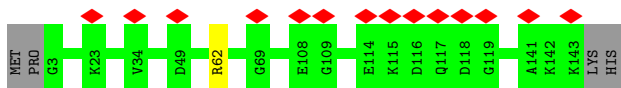
• Molecule 20: uS13

Chain T1:  94% • 5%




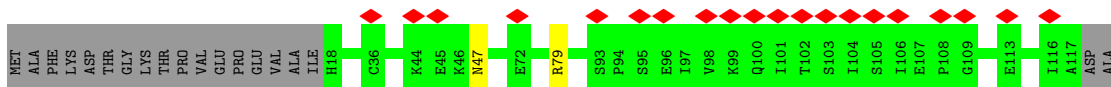
• Molecule 21: eS19

Chain U1:  10% 97% ••



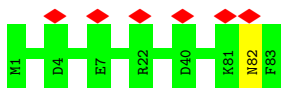
• Molecule 22: uS10

Chain V1:  17% 82% • 16%



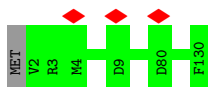
• Molecule 23: eS21

Chain W1:  7% 99% •



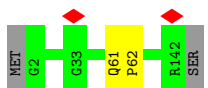
• Molecule 24: Ribosomal protein S15a

Chain X1:  99% •



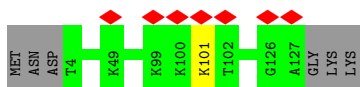
• Molecule 25: uS12

Chain Y1:  97% ••




• Molecule 26: eS24

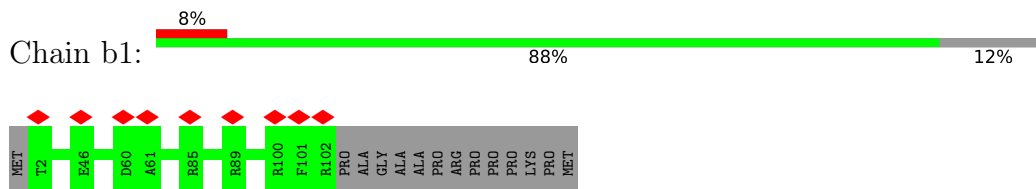
Chain Z1:  5% 95% • 5%



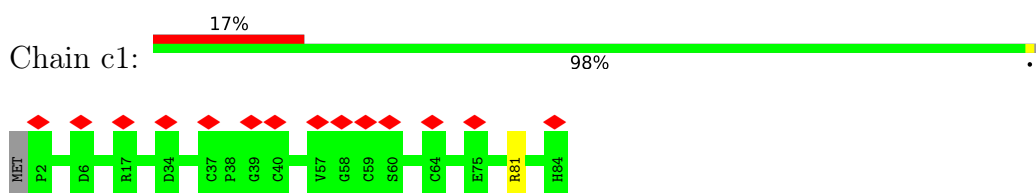
• Molecule 27: eS25



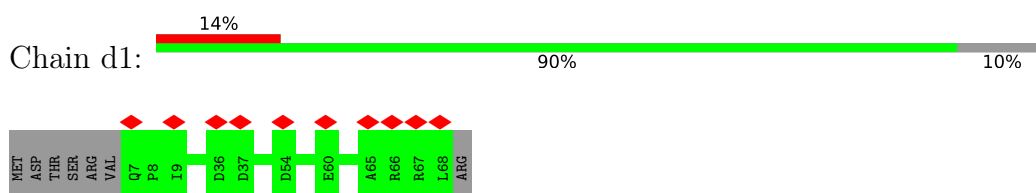
• Molecule 28: eS26



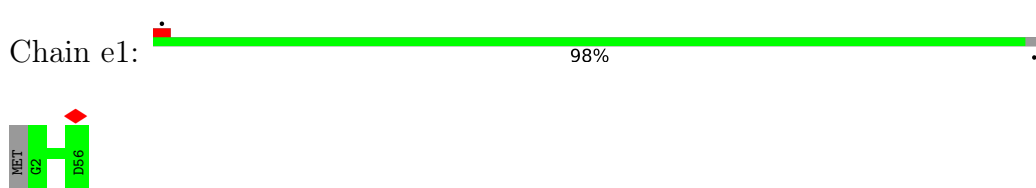
• Molecule 29: 40S ribosomal protein S27



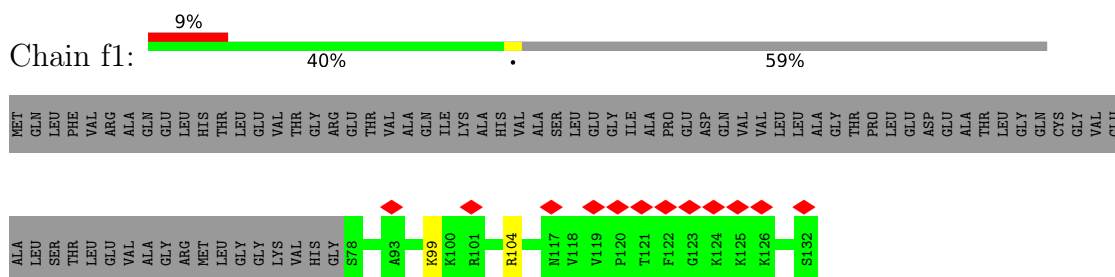
• Molecule 30: Ribosomal protein S28



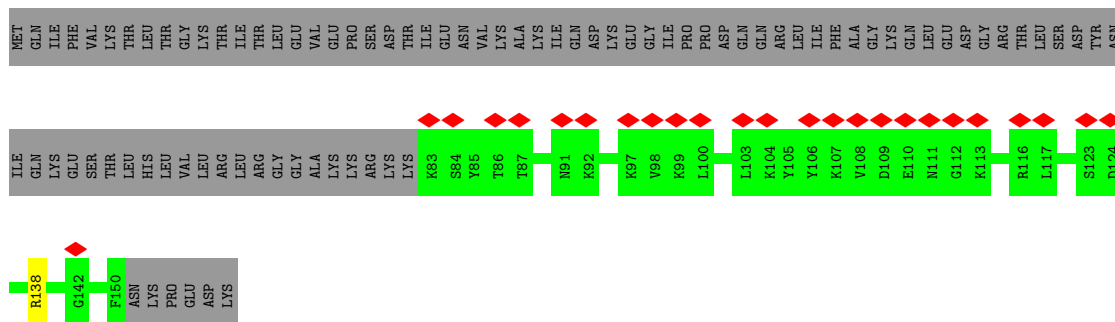
• Molecule 31: uS14



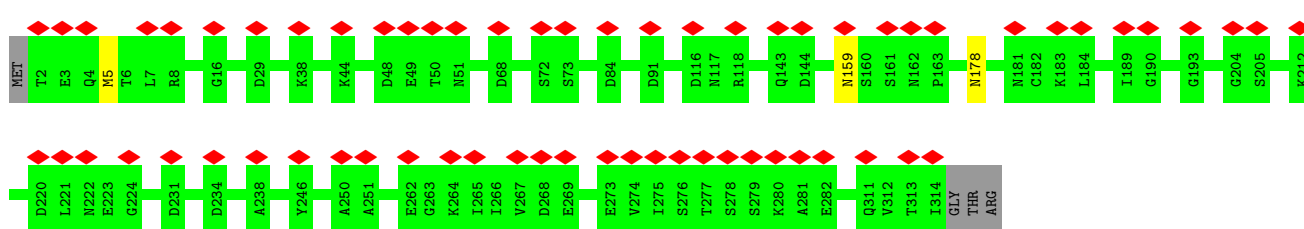
• Molecule 32: 40S ribosomal protein S30



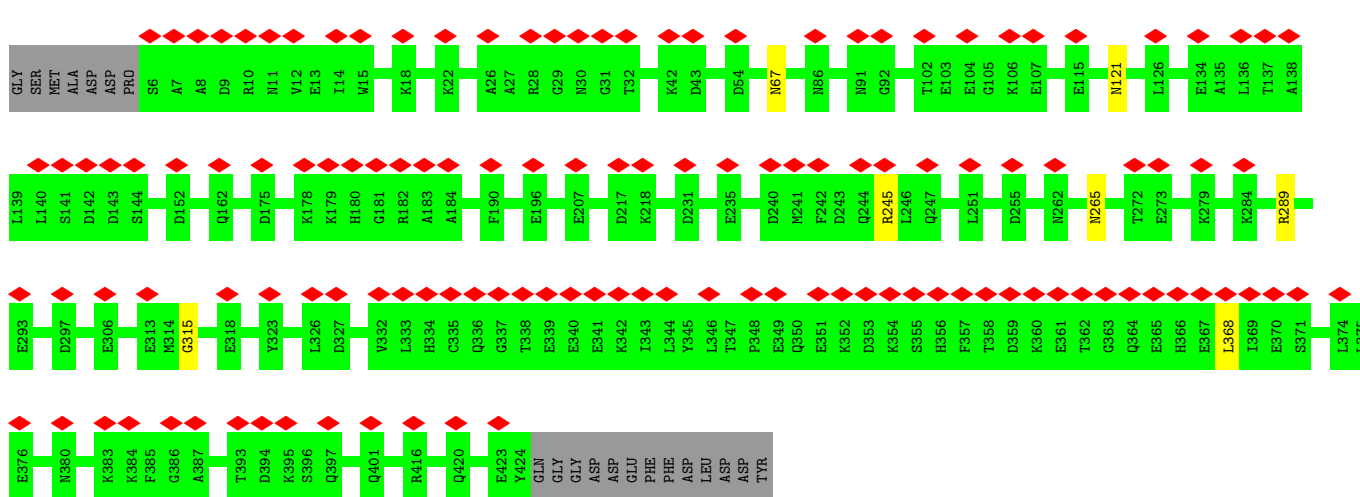
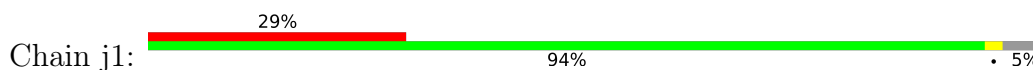
• Molecule 33: Ribosomal protein S27a



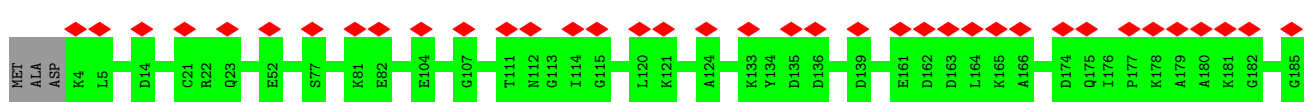
• Molecule 34: RACK1



• Molecule 35: eRF1(AAQ)

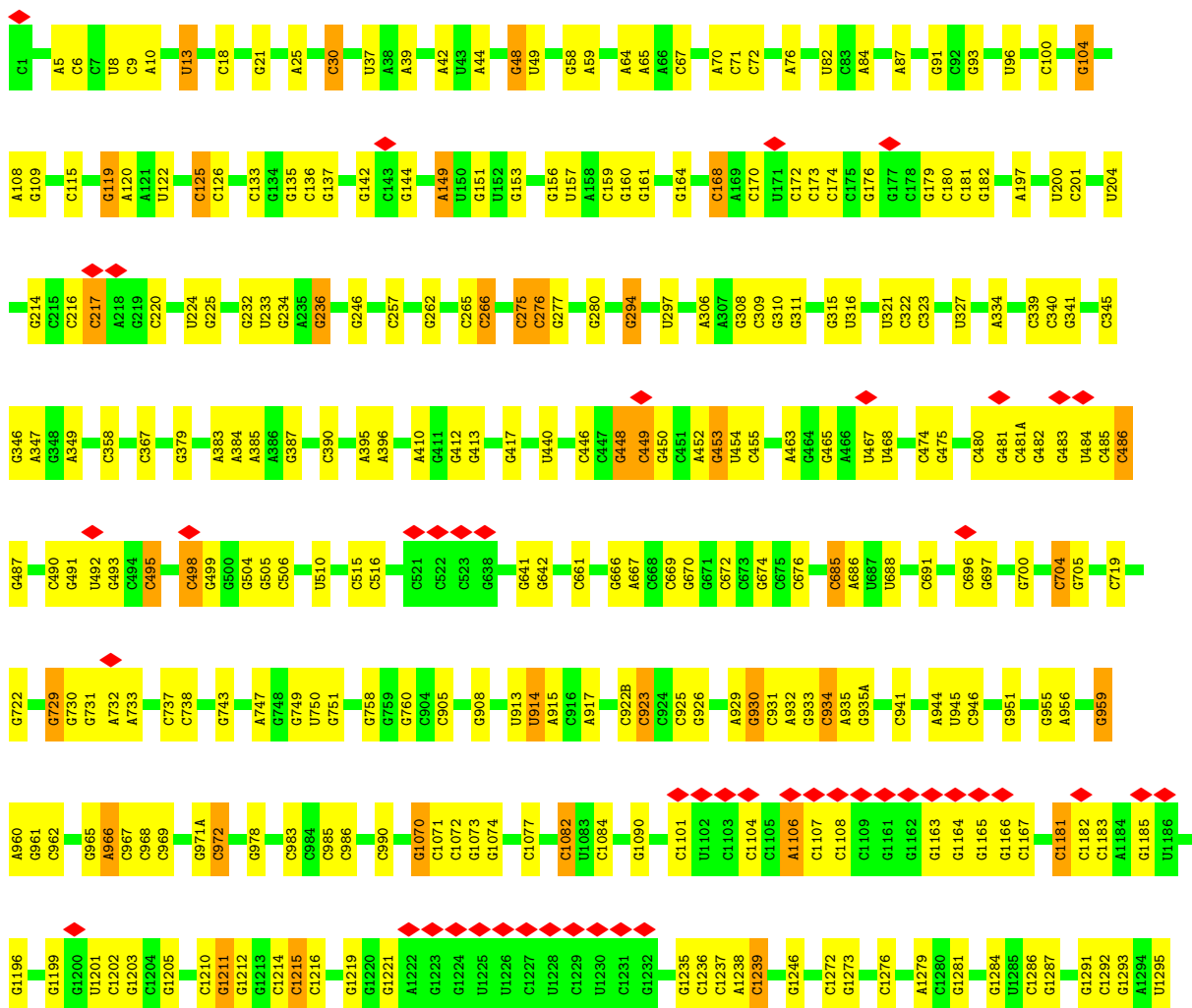


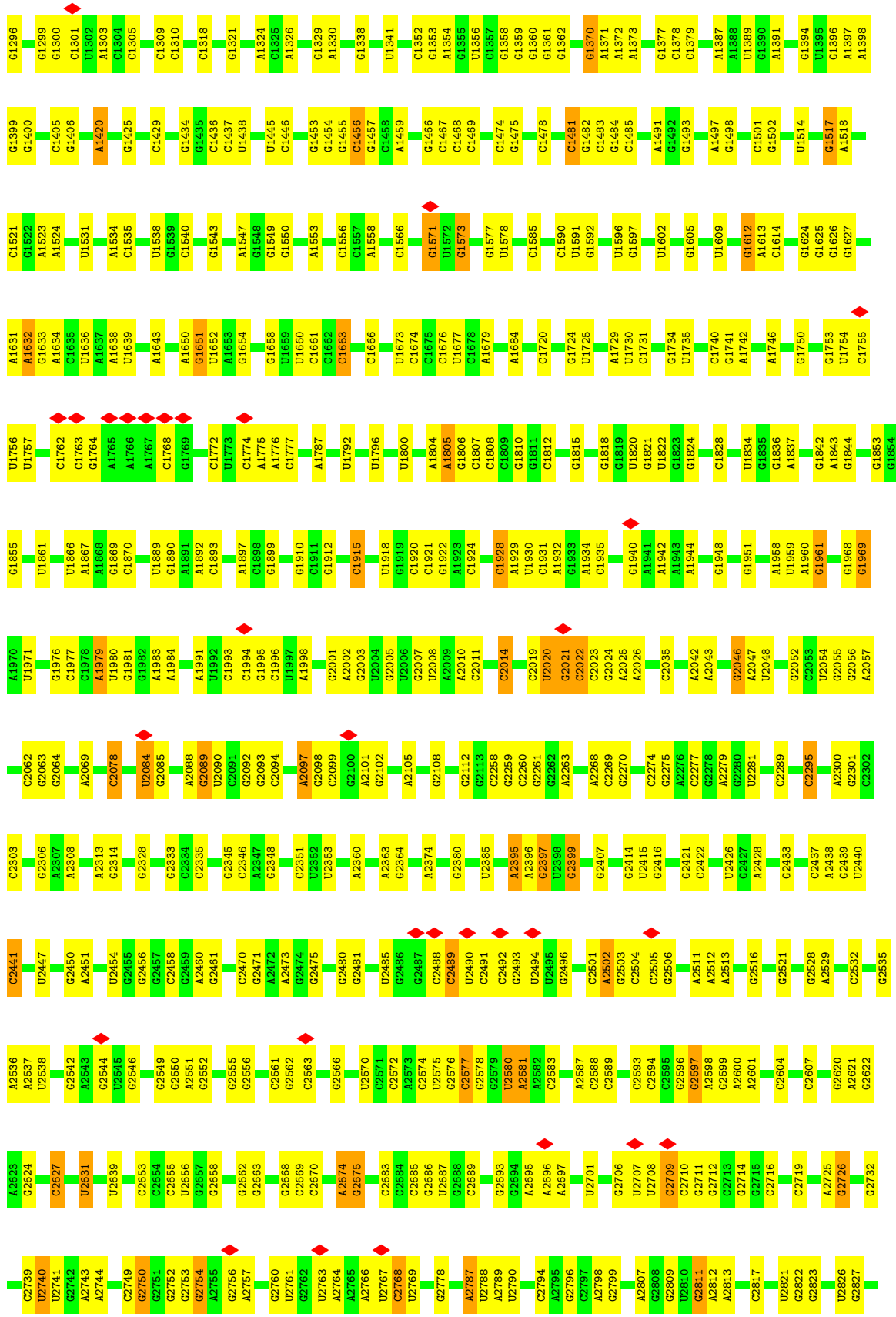
• Molecule 36: ATP binding cassette subfamily E member 1






• Molecule 37: 28S ribosomal RNA








• Molecule 38: 5S ribosomal RNA





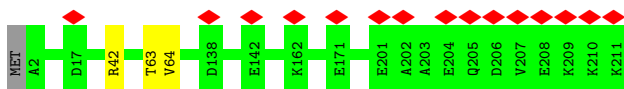
• Molecule 44: uL30




• Molecule 45: uL6



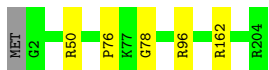
• Molecule 46: eL13



• Molecule 47: Ribosomal protein L14




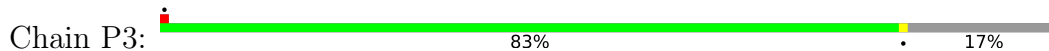
• Molecule 48: Ribosomal protein L15



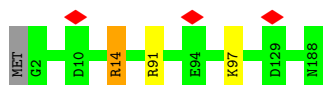
• Molecule 49: uL13



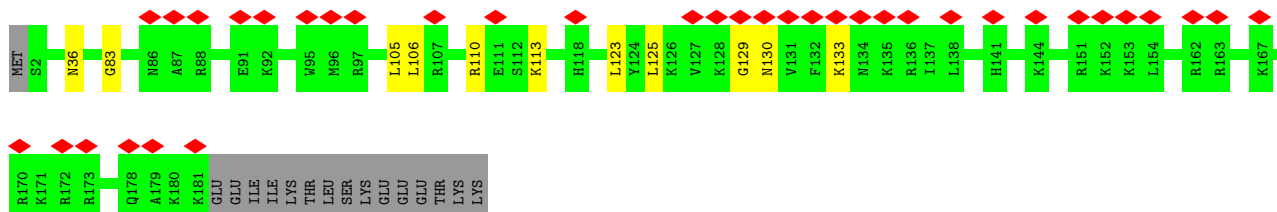
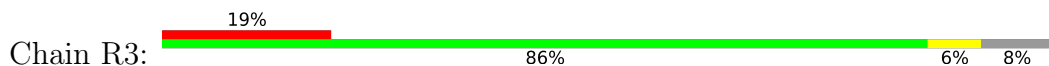
• Molecule 50: uL22



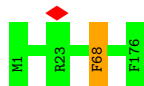
• Molecule 51: eL18



• Molecule 52: eL19



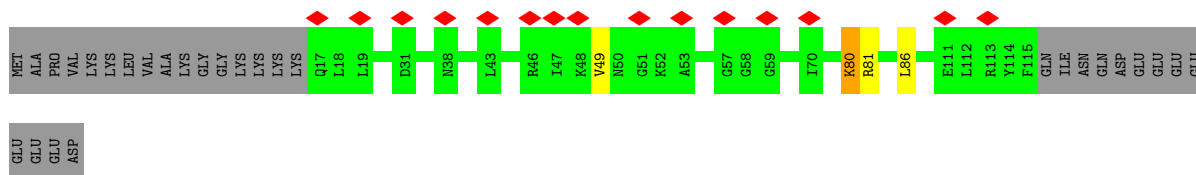
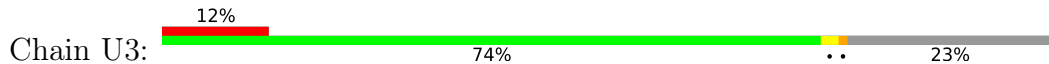
• Molecule 53: eL20



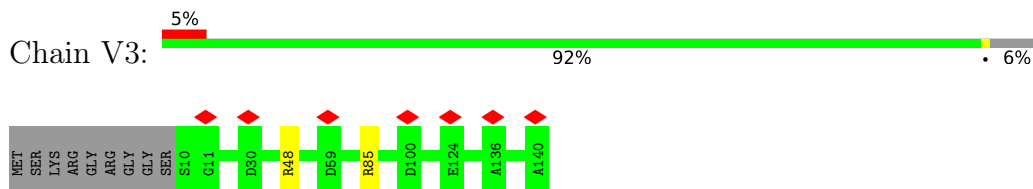
• Molecule 54: eL21



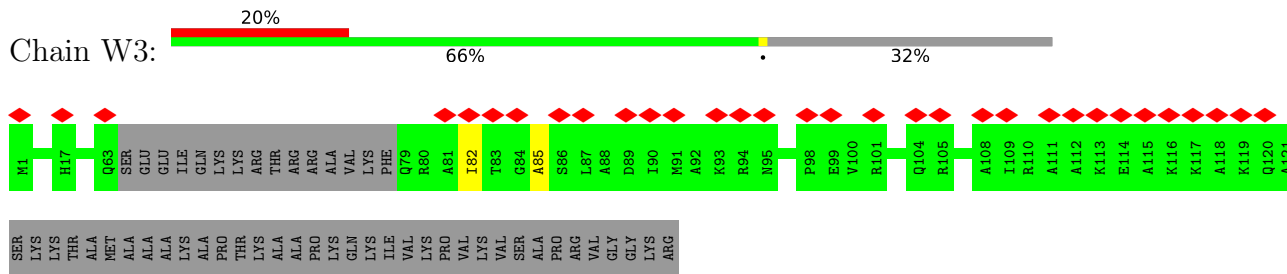
• Molecule 55: eL22



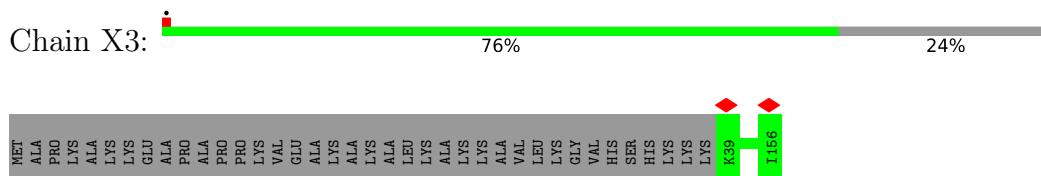
• Molecule 56: Ribosomal protein L23



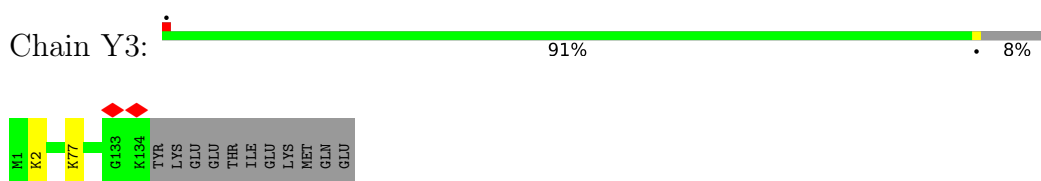
• Molecule 57: eL24



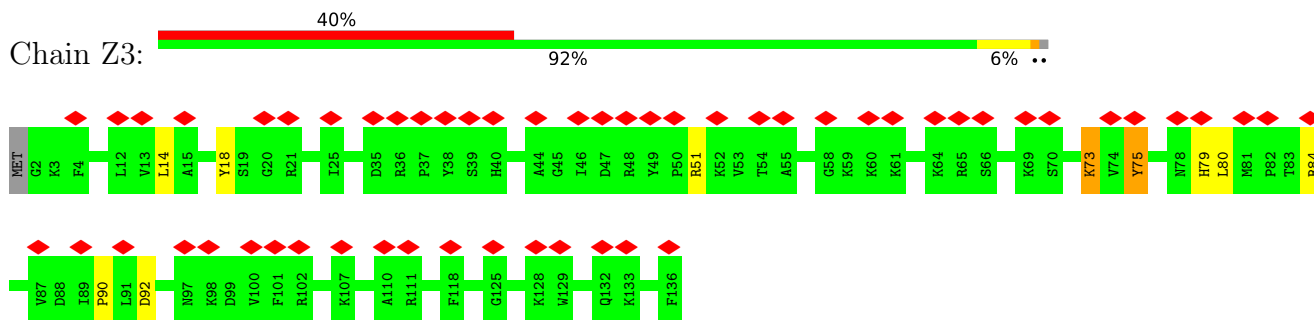
• Molecule 58: uL23



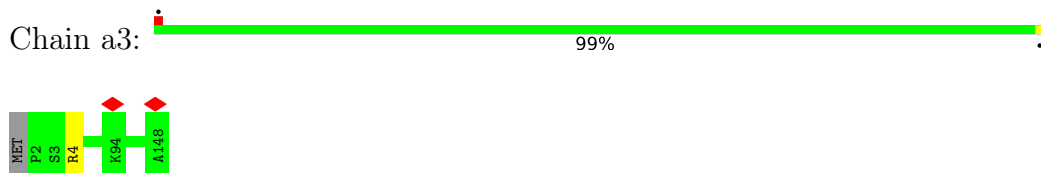
• Molecule 59: Ribosomal protein L26



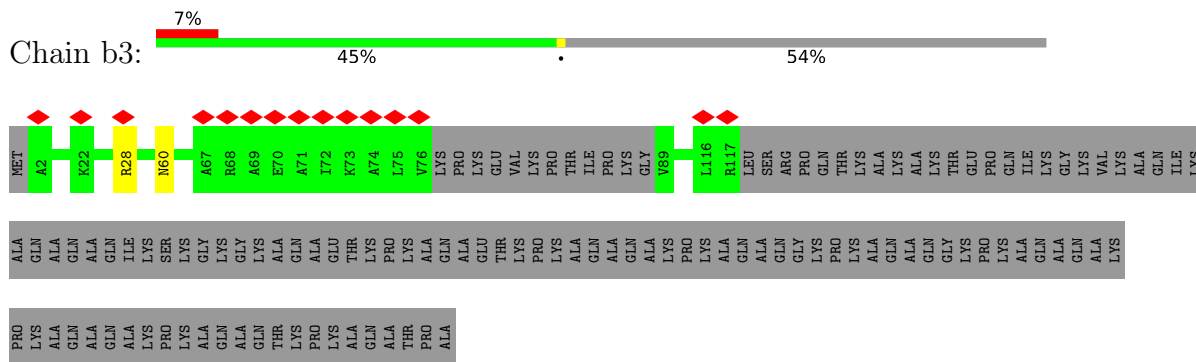
• Molecule 60: 60S ribosomal protein L27



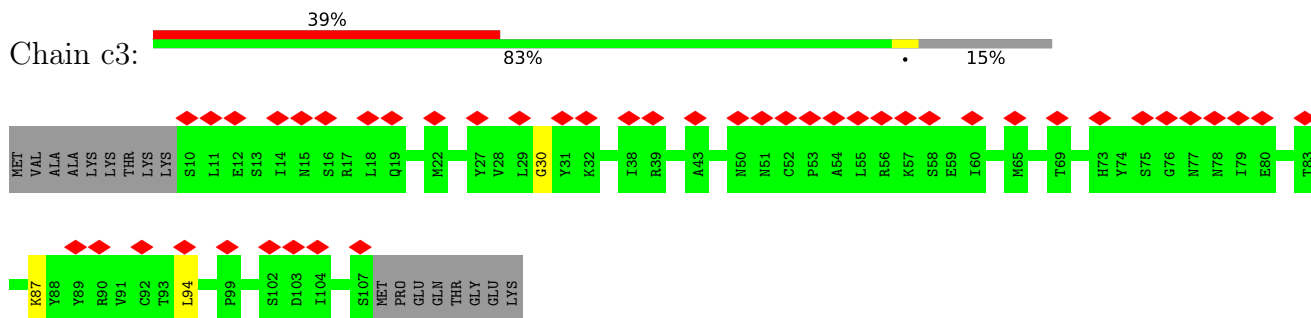
• Molecule 61: uL15



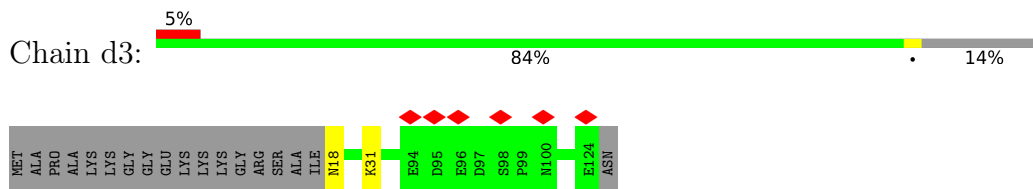
• Molecule 62: eL29



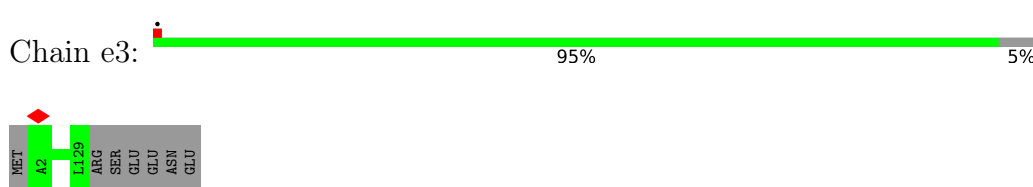
• Molecule 63: eL30



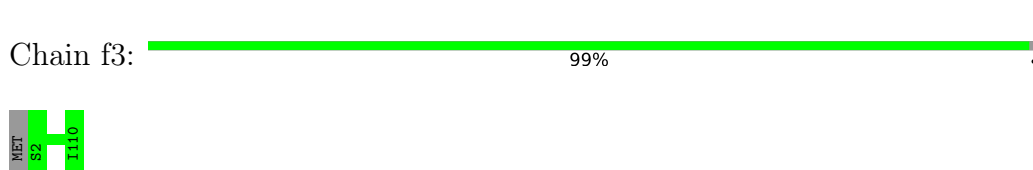
• Molecule 64: eL31



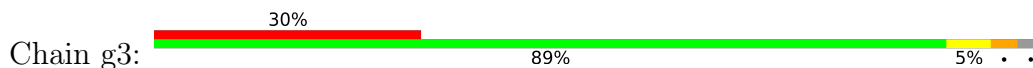
• Molecule 65: eL32

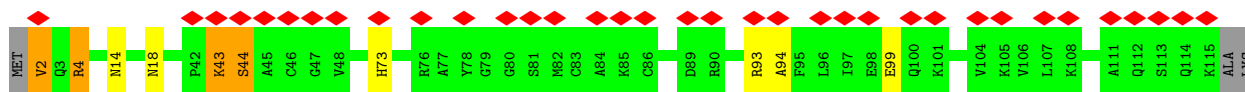


• Molecule 66: eL33

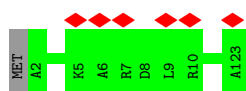


• Molecule 67: eL34

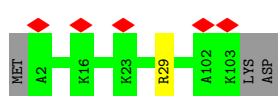





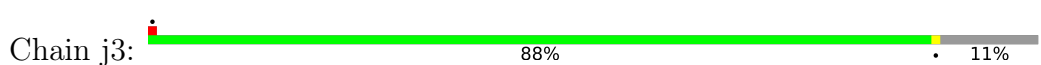
• Molecule 68: uL29



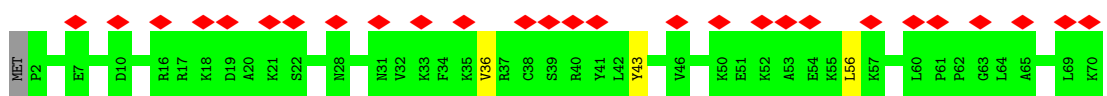
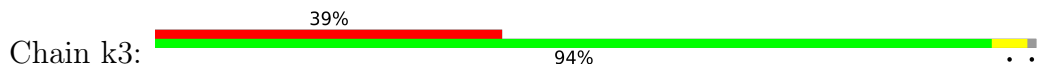
• Molecule 69: 60S ribosomal protein L36



• Molecule 70: Ribosomal protein L37



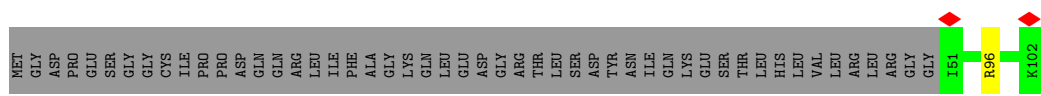
• Molecule 71: eL38



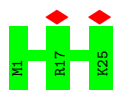
• Molecule 72: eL39



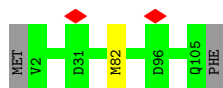
• Molecule 73: eL40



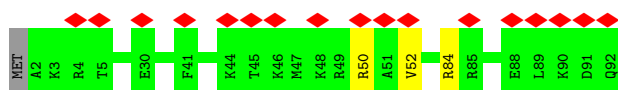
• Molecule 74: eL41



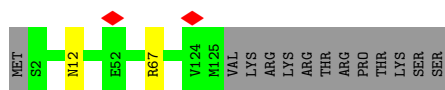
• Molecule 75: eL42



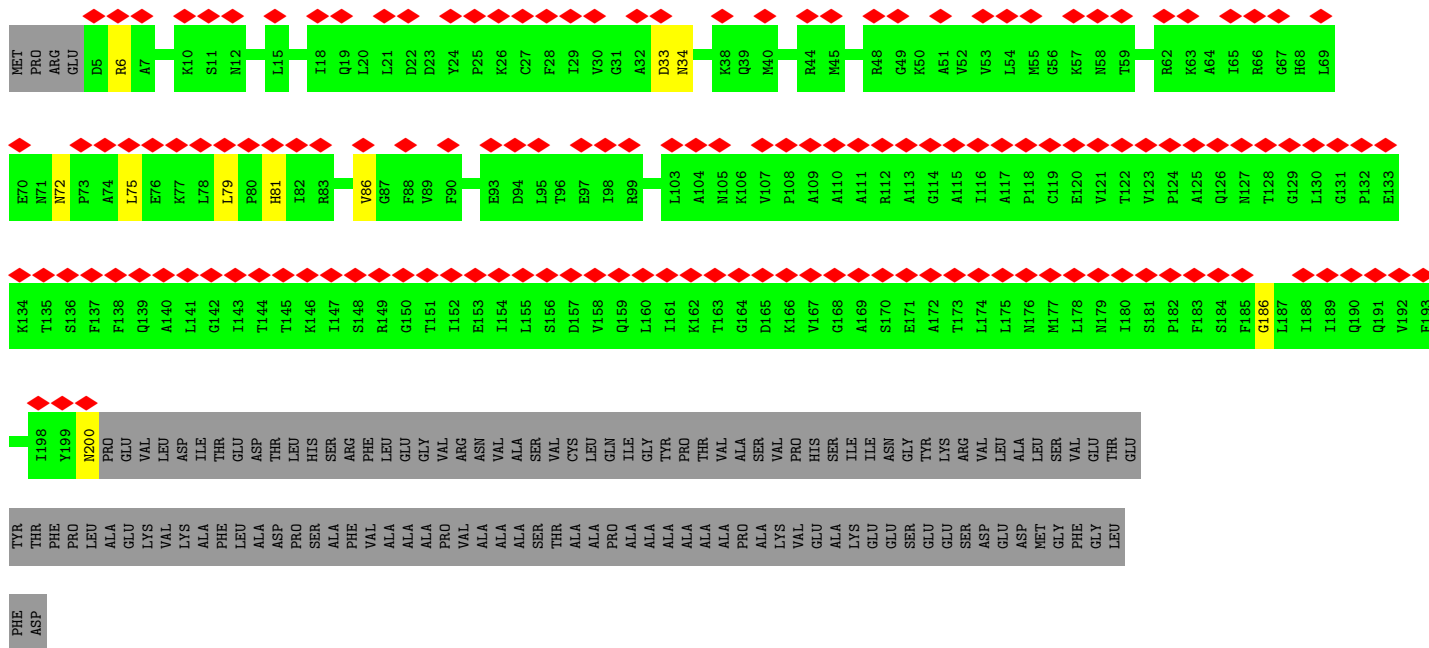
• Molecule 76: eL43



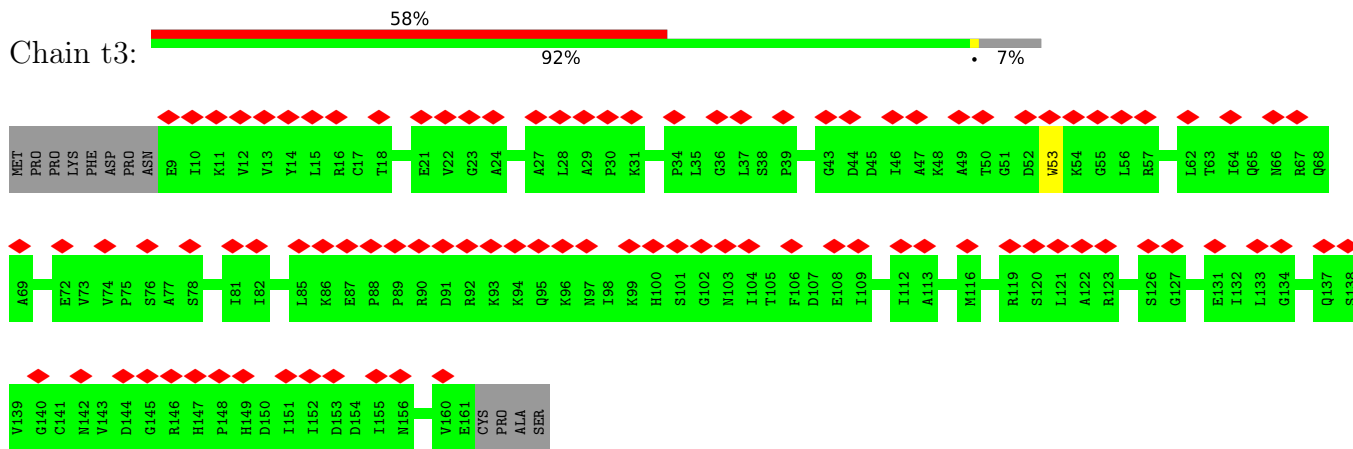
• Molecule 77: eL28



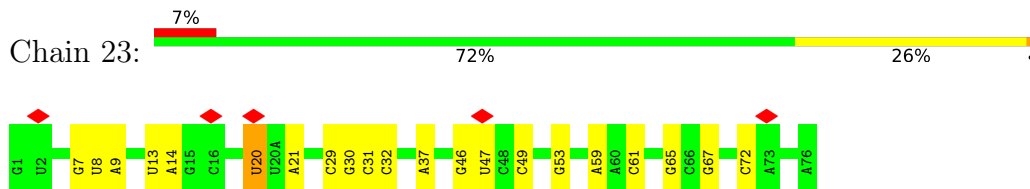
• Molecule 78: uL10



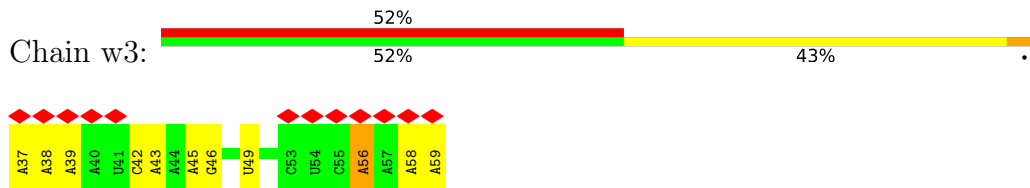
• Molecule 79: Ribosomal protein L12



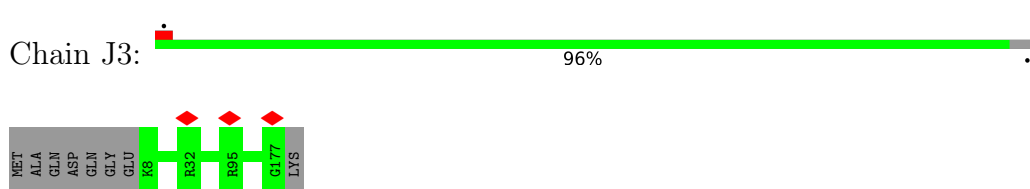
• Molecule 80: P-site tRNA



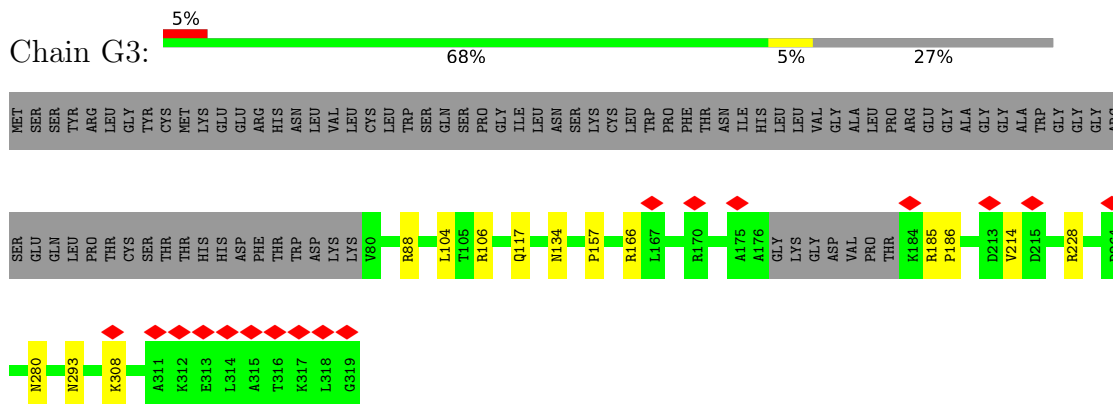
• Molecule 81: mRNA



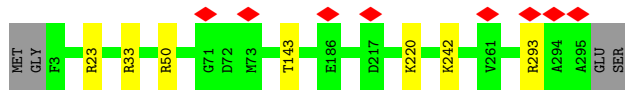
• Molecule 82: Ribosomal protein L11




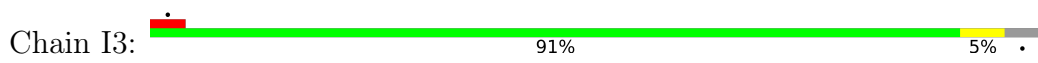
• Molecule 83: eL8



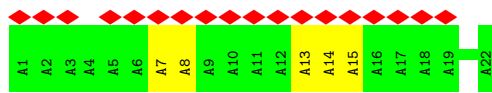
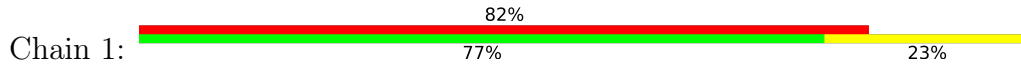
• Molecule 84: 60S ribosomal protein L5



• Molecule 85: 60S ribosomal protein L10



• Molecule 86: nascent chain



• Molecule 87: uL1



4 Experimental information

Property	Value	Source
EM reconstruction method	SINGLE PARTICLE	Depositor
Imposed symmetry	POINT, C1	Depositor
Number of particles used	71954	Depositor
Resolution determination method	FSC 0.143 CUT-OFF	Depositor
CTF correction method	PHASE FLIPPING AND AMPLITUDE CORRECTION	Depositor
Microscope	FEI TITAN KRIOS	Depositor
Voltage (kV)	300	Depositor
Electron dose ($e^-/\text{\AA}^2$)	1.79	Depositor
Minimum defocus (nm)	Not provided	
Maximum defocus (nm)	Not provided	
Magnification	Not provided	
Image detector	FEI FALCON III (4k x 4k)	Depositor
Maximum map value	0.835	Depositor
Minimum map value	-0.464	Depositor
Average map value	0.001	Depositor
Map value standard deviation	0.028	Depositor
Recommended contour level	0.1	Depositor
Map size (Å)	541.12, 541.12, 541.12	wwPDB
Map dimensions	356, 356, 356	wwPDB
Map angles (°)	90.0, 90.0, 90.0	wwPDB
Pixel spacing (Å)	1.52, 1.52, 1.52	Depositor

5 Model quality i

5.1 Standard geometry i

Bond lengths and bond angles in the following residue types are not validated in this section: ZN, SF4, MG

The Z score for a bond length (or angle) is the number of standard deviations the observed value is removed from the expected value. A bond length (or angle) with $|Z| > 5$ is considered an outlier worth inspection. RMSZ is the root-mean-square of all Z scores of the bond lengths (or angles).

Mol	Chain	Bond lengths		Bond angles	
		RMSZ	# Z >5	RMSZ	# Z >5
1	A1	1.76	9/41324 (0.0%)	1.12	170/64370 (0.3%)
2	B1	0.39	0/1747	0.57	0/2374
3	C1	0.38	0/1756	0.58	1/2350 (0.0%)
4	D1	0.44	0/1753	0.58	0/2369
5	E1	0.38	0/1796	0.59	0/2417
6	F1	0.39	0/2118	0.57	1/2849 (0.0%)
7	G1	0.38	0/1492	0.56	0/2005
8	H1	0.36	0/1946	0.62	0/2590
9	I1	0.34	0/1510	0.60	1/2022 (0.0%)
10	J1	0.42	0/1715	0.57	0/2287
11	K1	0.38	0/1550	0.60	0/2069
12	L1	0.37	0/834	0.59	0/1125
13	M1	0.45	0/1195	0.57	0/1597
14	N1	0.32	0/918	0.65	1/1233 (0.1%)
15	O1	0.39	0/1226	0.55	0/1649
16	P1	0.39	0/1029	0.57	0/1380
17	Q1	0.42	0/1017	0.60	0/1358
18	R1	0.41	0/1146	0.59	0/1534
19	S1	0.35	0/1082	0.55	0/1452
20	T1	0.39	0/1208	0.59	0/1618
21	U1	0.39	0/1115	0.57	0/1493
22	V1	0.33	0/805	0.54	0/1081
23	W1	0.40	0/643	0.59	0/860
24	X1	0.42	0/1051	0.58	0/1406
25	Y1	0.43	0/1116	0.59	0/1490
26	Z1	0.36	0/1028	0.53	0/1366
27	a1	0.37	0/604	0.67	0/810
28	b1	0.42	0/828	0.54	0/1109
29	c1	0.36	0/665	0.57	0/891
30	d1	0.38	0/490	0.55	0/656
31	e1	0.44	0/470	0.57	0/623
32	f1	0.35	0/447	0.51	0/587

Mol	Chain	Bond lengths		Bond angles	
		RMSZ	# Z >5	RMSZ	# Z >5
33	g1	0.28	0/567	0.57	0/753
34	h1	0.34	0/2493	0.58	0/3394
35	j1	0.35	0/3363	0.57	1/4523 (0.0%)
36	k1	0.36	0/4640	0.57	0/6264
37	52	2.86	72/87026 (0.1%)	1.46	556/135683 (0.4%)
38	72	5.70	7/2858 (0.2%)	1.28	21/4455 (0.5%)
39	82	1.02	0/3581	1.12	14/5577 (0.3%)
40	A3	0.56	2/1936 (0.1%)	0.85	7/2596 (0.3%)
41	B3	0.51	0/3240	0.63	3/4339 (0.1%)
42	C3	0.53	0/2937	0.63	1/3946 (0.0%)
43	E3	2.24	3/1762 (0.2%)	0.69	3/2362 (0.1%)
44	F3	0.57	0/1911	0.61	0/2549
45	H3	0.47	0/1535	0.60	0/2063
46	L3	0.50	0/1733	0.62	0/2316
47	M3	0.52	0/1158	0.59	0/1547
48	N3	0.58	0/1746	0.64	0/2338
49	O3	0.53	0/1662	0.65	1/2222 (0.0%)
50	P3	0.55	0/1268	0.59	0/1700
51	Q3	1.98	2/1539 (0.1%)	0.95	4/2054 (0.2%)
52	R3	0.46	0/1524	0.71	1/2013 (0.0%)
53	S3	1.00	1/1501 (0.1%)	0.82	5/2012 (0.2%)
54	T3	0.53	0/1326	0.56	0/1770
55	U3	1.95	3/823 (0.4%)	1.37	7/1104 (0.6%)
56	V3	0.49	0/993	0.60	0/1332
57	W3	0.43	0/873	0.60	0/1158
58	X3	0.45	0/984	0.55	0/1323
59	Y3	0.51	0/1132	0.60	0/1504
60	Z3	0.61	0/1130	0.99	4/1507 (0.3%)
61	a3	0.52	0/1191	0.59	0/1590
62	b3	1.83	2/861 (0.2%)	0.84	4/1138 (0.4%)
63	c3	0.46	0/771	0.84	3/1034 (0.3%)
64	d3	0.51	0/903	0.62	0/1216
65	e3	0.52	0/1071	0.60	0/1429
66	f3	0.59	0/895	0.63	0/1198
67	g3	5.33	4/916 (0.4%)	1.34	7/1220 (0.6%)
68	h3	0.47	0/1021	0.59	0/1348
69	i3	0.43	0/841	0.59	0/1112
70	j3	0.54	0/720	0.61	0/952
71	k3	0.42	0/575	0.80	1/761 (0.1%)
72	l3	0.47	0/459	0.58	0/608
73	m3	0.46	0/435	0.55	0/575
74	n3	0.40	0/240	0.66	0/305
75	o3	0.45	0/864	0.58	0/1140

Mol	Chain	Bond lengths		Bond angles	
		RMSZ	# Z >5	RMSZ	# Z >5
76	p3	0.55	0/718	0.74	0/953
77	r3	0.53	0/1010	0.63	0/1354
78	s3	0.50	1/1530 (0.1%)	0.89	5/2064 (0.2%)
79	t3	0.31	0/1174	0.64	0/1582
80	23	0.61	0/1805	1.13	10/2809 (0.4%)
81	w3	0.62	0/553	1.24	3/859 (0.3%)
82	J3	0.41	0/1385	0.58	0/1852
83	G3	1.53	2/1910 (0.1%)	0.98	6/2569 (0.2%)
84	D3	0.48	0/2437	0.61	0/3264
85	I3	1.09	2/1702 (0.1%)	0.76	4/2272 (0.2%)
86	1	0.45	0/109	0.65	0/151
87	u3	0.29	0/1769	0.64	1/2371 (0.0%)
All	All	2.04	110/242730 (0.0%)	1.12	846/355150 (0.2%)

Chiral center outliers are detected by calculating the chiral volume of a chiral center and verifying if the center is modelled as a planar moiety or with the opposite hand. A planarity outlier is detected by checking planarity of atoms in a peptide group, atoms in a mainchain group or atoms of a sidechain that are expected to be planar.

Mol	Chain	#Chirality outliers	#Planarity outliers
2	B1	0	1
14	N1	0	1
16	P1	0	1
17	Q1	0	2
25	Y1	0	1
35	j1	0	1
36	k1	0	1
40	A3	0	5
42	C3	0	1
47	M3	0	1
48	N3	0	2
52	R3	0	5
53	S3	0	1
55	U3	0	1
57	W3	0	1
60	Z3	0	3
63	c3	0	1
67	g3	0	8
71	k3	0	1
76	p3	0	2
78	s3	0	4
79	t3	0	1

Continued on next page...

Continued from previous page...

Mol	Chain	#Chirality outliers	#Planarity outliers
83	G3	0	3
85	I3	0	1
87	u3	0	2
All	All	0	51

All (110) bond length outliers are listed below:

Mol	Chain	Res	Type	Atoms	Z	Observed(Å)	Ideal(Å)
37	52	732	A	N3-C4	183.88	2.45	1.34
37	52	1805	A	N3-C4	177.26	2.41	1.34
37	52	732	A	C6-N1	163.87	2.50	1.35
1	A1	970	G	C6-N1	162.13	2.53	1.39
37	52	2631	U	C2-N3	160.48	2.50	1.37
37	52	1805	A	C6-N1	156.94	2.45	1.35
38	72	63	C	N3-C4	154.05	2.41	1.33
1	A1	970	G	N1-C2	147.61	2.55	1.37
67	g3	2	VAL	CA-CB	146.99	4.63	1.54
38	72	63	C	C2-N3	141.19	2.48	1.35
37	52	2399	G	N3-C4	141.09	2.34	1.35
37	52	119	G	N3-C4	140.75	2.33	1.35
38	72	63	C	N1-C6	137.18	2.19	1.37
37	52	1805	A	C5-C4	131.27	2.30	1.38
1	A1	970	G	N3-C4	130.54	2.26	1.35
37	52	2631	U	N1-C2	129.16	2.54	1.38
37	52	2084	U	C2-N3	128.31	2.27	1.37
37	52	732	A	C5-C4	128.19	2.28	1.38
37	52	2631	U	N3-C4	126.02	2.51	1.38
37	52	119	G	C2-N3	125.48	2.33	1.32
37	52	2399	G	C2-N3	124.99	2.32	1.32
37	52	732	A	N1-C2	123.46	2.45	1.34
37	52	1805	A	N1-C2	119.68	2.42	1.34
37	52	732	A	C2-N3	119.42	2.41	1.33
37	52	1805	A	C5-C6	119.25	2.48	1.41
37	52	1239	C	N3-C4	118.39	2.16	1.33
37	52	2631	U	N1-C6	118.04	2.44	1.38
1	A1	970	G	C5-C4	117.47	2.20	1.38
37	52	2631	U	C4-C5	115.89	2.47	1.43
1	A1	970	G	C2-N3	115.81	2.25	1.32
37	52	1805	A	C2-N3	114.82	2.36	1.33
37	52	119	G	C6-N1	114.36	2.19	1.39
37	52	2399	G	C6-N1	111.66	2.17	1.39
37	52	732	A	C5-C6	109.08	2.39	1.41

Continued on next page...

Continued from previous page...

Mol	Chain	Res	Type	Atoms	Z	Observed(Å)	Ideal(Å)
37	52	2631	U	C5-C6	108.90	2.32	1.34
37	52	1239	C	C2-N3	104.51	2.19	1.35
38	72	63	C	C4-C5	101.90	2.24	1.43
37	52	2084	U	N3-C4	100.66	2.29	1.38
37	52	2084	U	N1-C2	99.49	2.28	1.38
37	52	119	G	N1-C2	98.55	2.16	1.37
37	52	2399	G	N1-C2	97.15	2.15	1.37
37	52	2084	U	N1-C6	95.12	2.23	1.38
38	72	63	C	C5-C6	94.73	2.10	1.34
37	52	2399	G	C5-C4	94.70	2.04	1.38
37	52	119	G	C5-C4	94.11	2.04	1.38
37	52	1239	C	N1-C6	93.42	1.93	1.37
1	A1	970	G	C5-C6	91.55	2.33	1.42
43	E3	65	TYR	CZ-OH	90.99	2.92	1.37
37	52	2084	U	C4-C5	90.19	2.24	1.43
38	72	63	C	N1-C2	89.67	2.29	1.40
37	52	2084	U	C5-C6	85.62	2.11	1.34
37	52	3712	A	N1-C2	82.20	2.08	1.34
37	52	3712	A	C2-N3	81.69	2.07	1.33
51	Q3	14	ARG	CD-NE	74.39	2.73	1.46
37	52	3712	A	N3-C4	72.93	1.78	1.34
37	52	2399	G	C5-C6	72.47	2.14	1.42
37	52	119	G	C5-C6	72.33	2.14	1.42
37	52	2395	A	N3-C4	67.97	1.75	1.34
37	52	1239	C	C4-C5	65.61	1.95	1.43
37	52	3712	A	C6-N1	65.61	1.81	1.35
37	52	2395	A	C6-N1	63.03	1.79	1.35
83	G3	185	ARG	CD-NE	62.84	2.53	1.46
67	g3	4	ARG	CD-NE	62.73	2.53	1.46
37	52	1239	C	C5-C6	61.86	1.83	1.34
37	52	1239	C	N1-C2	60.57	2.00	1.40
62	b3	28	ARG	CA-CB	51.95	2.68	1.53
37	52	2395	A	C5-C4	51.00	1.74	1.38
55	U3	49	VAL	CA-CB	49.08	2.57	1.54
37	52	2395	A	N1-C2	47.55	1.77	1.34
37	52	2395	A	C2-N3	44.38	1.73	1.33
37	52	2395	A	C5-C6	43.04	1.79	1.41
85	I3	203	ARG	C-N	35.14	1.96	1.33
53	S3	68	PHE	CA-C	31.88	2.35	1.52
85	I3	204	GLY	N-CA	20.28	1.76	1.46
55	U3	49	VAL	CB-CG1	16.45	1.87	1.52
55	U3	49	VAL	CB-CG2	14.16	1.82	1.52

Continued on next page...

Continued from previous page...

Mol	Chain	Res	Type	Atoms	Z	Observed(Å)	Ideal(Å)
78	s3	186	GLY	C-N	14.10	1.66	1.34
83	G3	185	ARG	NE-CZ	11.39	1.47	1.33
67	g3	4	ARG	NE-CZ	10.90	1.47	1.33
37	52	1805	A	C8-N7	9.35	1.38	1.31
1	A1	970	G	C8-N7	9.17	1.36	1.30
43	E3	65	TYR	CE1-CZ	9.04	1.50	1.38
37	52	3712	A	C5-C4	-8.66	1.32	1.38
43	E3	65	TYR	CE2-CZ	8.06	1.49	1.38
37	52	3712	A	C5-C6	-7.77	1.34	1.41
37	52	1969	G	C8-N7	-7.48	1.26	1.30
37	52	3712	A	N9-C4	7.39	1.42	1.37
67	g3	4	ARG	CG-CD	7.32	1.70	1.51
37	52	2598	A	N7-C5	-7.04	1.35	1.39
51	Q3	14	ARG	NE-CZ	7.03	1.42	1.33
37	52	732	A	C8-N7	6.87	1.36	1.31
37	52	119	G	C8-N7	6.84	1.35	1.30
37	52	1805	A	N9-C8	6.75	1.43	1.37
37	52	2675	G	N7-C5	-6.72	1.35	1.39
62	b3	28	ARG	CB-CG	6.66	1.70	1.52
38	72	5	A	N9-C4	-6.66	1.33	1.37
37	52	2597	G	N9-C8	-6.53	1.33	1.37
40	A3	117	GLU	CB-CG	-6.35	1.40	1.52
37	52	2598	A	N9-C4	6.24	1.41	1.37
37	52	1969	G	N7-C5	-6.08	1.35	1.39
1	A1	970	G	N9-C8	6.02	1.42	1.37
37	52	347	A	N9-C4	-5.63	1.34	1.37
37	52	1805	A	N9-C4	-5.34	1.34	1.37
37	52	3681	G	N3-C4	-5.29	1.31	1.35
1	A1	970	G	N9-C4	-5.26	1.33	1.38
40	A3	169	VAL	CB-CG2	-5.18	1.42	1.52
37	52	1324	A	N7-C5	-5.17	1.36	1.39
37	52	2399	G	N7-C5	-5.17	1.36	1.39
37	52	2675	G	N9-C8	-5.17	1.34	1.37
37	52	1577	G	C8-N7	-5.14	1.27	1.30

All (846) bond angle outliers are listed below:

Mol	Chain	Res	Type	Atoms	Z	Observed(°)	Ideal(°)
37	52	3712	A	N1-C2-N3	-240.10	9.25	129.30
37	52	3712	A	C2-N3-C4	88.07	154.63	110.60
37	52	3712	A	C6-N1-C2	69.39	160.23	118.60
37	52	3712	A	C4-C5-C6	-48.11	92.95	117.00

Continued on next page...

Continued from previous page...

Mol	Chain	Res	Type	Atoms	Z	Observed(°)	Ideal(°)
1	A1	970	G	C4-C5-N7	-38.17	95.53	110.80
37	52	732	A	N7-C8-N9	36.92	132.26	113.80
37	52	2395	A	N1-C2-N3	-36.03	111.29	129.30
37	52	2399	G	N3-C4-N9	35.69	147.41	126.00
37	52	2399	G	C4-C5-N7	-35.19	96.72	110.80
37	52	732	A	N1-C2-N3	-34.77	111.92	129.30
37	52	1805	A	C4-C5-N7	-34.65	93.38	110.70
37	52	119	G	N3-C4-N9	34.04	146.43	126.00
37	52	2399	G	C2-N3-C4	34.00	128.90	111.90
37	52	119	G	C4-C5-N7	-33.42	97.43	110.80
37	52	1805	A	N7-C8-N9	33.38	130.49	113.80
37	52	119	G	C2-N3-C4	33.31	128.55	111.90
37	52	2399	G	N3-C4-C5	-32.89	112.15	128.60
37	52	1805	A	N1-C2-N3	-32.84	112.88	129.30
37	52	732	A	C4-C5-N7	-32.69	94.36	110.70
37	52	3712	A	N3-C4-N9	32.62	153.49	127.40
37	52	2395	A	C2-N3-C4	31.59	126.40	110.60
37	52	119	G	N3-C4-C5	-31.55	112.82	128.60
1	A1	970	G	C2-N3-C4	31.21	127.50	111.90
1	A1	970	G	N7-C8-N9	30.41	128.31	113.10
37	52	732	A	C2-N3-C4	29.93	125.56	110.60
37	52	1805	A	C2-N3-C4	29.81	125.50	110.60
37	52	2399	G	N1-C2-N3	-28.58	106.75	123.90
37	52	119	G	N1-C2-N3	-28.49	106.81	123.90
1	A1	168	C	OP1-P-OP2	-28.26	77.20	119.60
1	A1	168	C	O5'-P-OP1	-28.05	77.04	110.70
37	52	3712	A	N3-C4-C5	-27.25	107.72	126.80
37	52	119	G	N7-C8-N9	27.14	126.67	113.10
37	52	1239	C	N3-C4-C5	-26.87	111.15	121.90
1	A1	970	G	N1-C2-N3	-26.72	107.87	123.90
37	52	2399	G	N7-C8-N9	26.47	126.34	113.10
67	g3	4	ARG	CD-NE-CZ	24.95	158.52	123.60
83	G3	185	ARG	CD-NE-CZ	24.43	157.81	123.60
37	52	732	A	N9-C4-C5	-24.34	96.06	105.80
51	Q3	14	ARG	CD-NE-CZ	23.70	156.79	123.60
37	52	3712	A	C5-C6-N1	-22.89	106.25	117.70
37	52	1239	C	N1-C2-N3	-22.43	103.50	119.20
37	52	1805	A	N9-C4-C5	-22.28	96.89	105.80
37	52	732	A	N3-C4-N9	21.79	144.83	127.40
37	52	3712	A	C4-C5-N7	21.70	121.55	110.70
38	72	63	C	N3-C4-C5	-21.04	113.48	121.90
1	A1	970	G	N9-C4-C5	-21.03	96.99	105.40

Continued on next page...

Continued from previous page...

Mol	Chain	Res	Type	Atoms	Z	Observed(°)	Ideal(°)
37	52	1805	A	C6-C5-N7	20.98	146.99	132.30
55	U3	49	VAL	CG1-CB-CG2	-20.82	77.59	110.90
1	A1	970	G	N3-C4-N9	20.77	138.46	126.00
38	72	63	C	C6-N1-C2	20.76	128.60	120.30
38	72	63	C	N1-C2-N3	-20.59	104.79	119.20
37	52	2395	A	N7-C8-N9	19.99	123.80	113.80
37	52	1239	C	C6-N1-C2	19.69	128.18	120.30
37	52	2399	G	C5-C6-N1	19.68	121.34	111.50
83	G3	185	ARG	NE-CZ-NH1	19.64	130.12	120.30
55	U3	49	VAL	CA-CB-CG1	19.63	140.35	110.90
1	A1	970	G	C6-C5-N7	19.14	141.88	130.40
37	52	1805	A	N3-C4-N9	19.04	142.63	127.40
37	52	119	G	C5-C6-N1	19.04	121.02	111.50
37	52	3712	A	C6-C5-N7	18.81	145.46	132.30
85	I3	203	ARG	C-N-CA	18.40	160.94	122.30
55	U3	49	VAL	CA-CB-CG2	18.36	138.43	110.90
37	52	3712	A	N9-C4-C5	-17.64	98.74	105.80
38	72	63	C	N1-C2-O2	16.69	128.91	118.90
67	g3	4	ARG	NE-CZ-NH1	16.51	128.55	120.30
37	52	1239	C	C2-N3-C4	16.50	128.15	119.90
37	52	3712	A	N1-C6-N6	16.16	128.30	118.60
62	b3	28	ARG	CA-CB-CG	15.94	148.47	113.40
78	s3	186	GLY	O-C-N	-15.85	97.34	122.70
51	Q3	14	ARG	NE-CZ-NH1	15.70	128.15	120.30
1	A1	167	G	OP1-P-O3'	15.25	138.76	105.20
37	52	2399	G	N9-C4-C5	-14.98	99.41	105.40
53	S3	68	PHE	O-C-N	-14.90	98.86	122.70
53	S3	68	PHE	CB-CA-C	14.88	140.15	110.40
37	52	2399	G	C6-C5-N7	14.66	139.19	130.40
37	52	1239	C	N1-C2-O2	14.38	127.53	118.90
37	52	732	A	C6-C5-N7	14.21	142.25	132.30
1	A1	281	C	N1-C2-O2	14.17	127.40	118.90
37	52	2395	A	C6-N1-C2	13.83	126.90	118.60
37	52	2399	G	N3-C2-N2	13.77	129.53	119.90
1	A1	168	C	O5'-P-OP2	13.74	127.19	110.70
38	72	63	C	C2-N3-C4	13.57	126.69	119.90
1	A1	167	G	OP2-P-O3'	-13.47	75.57	105.20
37	52	119	G	C6-C5-N7	13.46	138.48	130.40
1	A1	281	C	C2-N1-C1'	13.41	133.55	118.80
37	52	2397	G	N1-C6-O6	-13.29	111.93	119.90
37	52	1805	A	C5-N7-C8	13.23	110.52	103.90
83	G3	185	ARG	NE-CZ-NH2	-13.14	113.73	120.30

Continued on next page...

Continued from previous page...

Mol	Chain	Res	Type	Atoms	Z	Observed(°)	Ideal(°)
37	52	4123	C	C6-N1-C2	-12.56	115.28	120.30
37	52	3712	A	C5-N7-C8	-12.54	97.63	103.90
37	52	119	G	N9-C4-C5	-12.48	100.41	105.40
37	52	4123	C	C2-N1-C1'	12.41	132.45	118.80
67	g3	4	ARG	NE-CZ-NH2	-12.33	114.14	120.30
37	52	2395	A	C4-C5-N7	-12.20	104.60	110.70
51	Q3	14	ARG	CG-CD-NE	12.09	137.18	111.80
37	52	2399	G	C5-N7-C8	11.86	110.23	104.30
37	52	2395	A	N3-C4-N9	11.78	136.82	127.40
37	52	4123	C	N1-C2-O2	11.64	125.88	118.90
37	52	732	A	N3-C4-C5	-11.63	118.66	126.80
1	A1	281	C	N3-C2-O2	-11.56	113.81	121.90
37	52	2258	C	N1-C2-O2	11.54	125.82	118.90
37	52	732	A	C4-C5-C6	11.53	122.77	117.00
37	52	2021	G	C8-N9-C4	-11.48	101.81	106.40
37	52	4119	C	N1-C2-O2	11.35	125.71	118.90
37	52	2397	G	C5-C6-O6	11.31	135.39	128.60
37	52	1239	C	C4-C5-C6	11.14	122.97	117.40
37	52	4123	C	N3-C2-O2	-11.08	114.14	121.90
37	52	4120	U	C2-N1-C1'	11.06	130.98	117.70
37	52	732	A	C5-N7-C8	11.06	109.43	103.90
1	A1	887	U	C2-N1-C1'	11.01	130.91	117.70
1	A1	887	U	N1-C2-O2	10.99	130.49	122.80
55	U3	49	VAL	CB-CA-C	10.98	132.27	111.40
40	A3	126	LEU	CA-CB-CG	10.90	140.38	115.30
78	s3	186	GLY	CA-C-N	10.81	140.98	117.20
37	52	119	G	N1-C2-N2	10.78	125.91	116.20
78	s3	186	GLY	C-N-CA	10.78	148.65	121.70
62	b3	28	ARG	CB-CA-C	10.70	131.79	110.40
1	A1	356	C	N1-C2-O2	10.68	125.31	118.90
37	52	1805	A	C6-N1-C2	10.66	124.99	118.60
80	23	20	U	N1-C2-O2	10.59	130.21	122.80
37	52	327	U	C2-N1-C1'	10.57	130.38	117.70
37	52	3810	C	N1-C2-O2	10.54	125.22	118.90
37	52	2597	G	N3-C4-C5	-10.50	123.35	128.60
80	23	20	U	C2-N1-C1'	10.45	130.24	117.70
37	52	2021	G	O4'-C1'-N9	10.43	116.54	108.20
1	A1	970	G	C5-N7-C8	10.41	109.50	104.30
37	52	119	G	N3-C2-N2	10.37	127.16	119.90
37	52	2021	G	C4-N9-C1'	10.30	139.89	126.50
37	52	2021	G	N3-C4-C5	-10.22	123.49	128.60
67	g3	4	ARG	CG-CD-NE	10.17	133.16	111.80

Continued on next page...

Continued from previous page...

Mol	Chain	Res	Type	Atoms	Z	Observed(°)	Ideal(°)
80	23	20	U	N3-C2-O2	-10.13	115.11	122.20
37	52	1915	C	N1-C2-O2	10.05	124.93	118.90
37	52	2258	C	N3-C2-O2	-9.92	114.95	121.90
37	52	2021	G	C2-N3-C4	9.90	116.85	111.90
37	52	3810	C	C6-N1-C2	-9.84	116.37	120.30
38	72	63	C	C4-C5-C6	9.81	122.30	117.40
37	52	2399	G	N1-C6-O6	-9.80	114.02	119.90
37	52	2019	C	N1-C2-O2	9.79	124.78	118.90
37	52	2597	G	C4-N9-C1'	9.74	139.16	126.50
37	52	1915	C	N3-C2-O2	-9.67	115.13	121.90
37	52	4119	C	N3-C2-O2	-9.66	115.13	121.90
37	52	2397	G	C6-C5-N7	9.63	136.18	130.40
37	52	2598	A	C8-N9-C4	-9.56	101.98	105.80
37	52	2581	A	O5'-P-OP2	9.55	122.16	110.70
1	A1	970	G	N3-C2-N2	9.53	126.57	119.90
83	G3	185	ARG	CG-CD-NE	9.50	131.75	111.80
1	A1	887	U	N3-C2-O2	-9.45	115.58	122.20
55	U3	49	VAL	N-CA-C	-9.43	85.53	111.00
37	52	732	A	C6-N1-C2	9.35	124.21	118.60
1	A1	970	G	N1-C2-N2	9.31	124.58	116.20
43	E3	65	TYR	CE1-CZ-CE2	-9.31	104.91	119.80
37	52	2397	G	N9-C4-C5	9.31	109.12	105.40
37	52	2581	A	O5'-P-OP1	-9.31	97.33	105.70
37	52	1996	C	C5-C6-N1	9.30	125.65	121.00
37	52	1639	U	C2-N1-C1'	9.28	128.83	117.70
1	A1	356	C	C2-N1-C1'	9.27	129.00	118.80
1	A1	281	C	C6-N1-C1'	-9.24	109.71	120.80
37	52	3810	C	C5-C6-N1	9.21	125.61	121.00
37	52	119	G	C5-N7-C8	9.15	108.88	104.30
37	52	1805	A	N3-C4-C5	-9.13	120.41	126.80
37	52	4948	C	C2-N1-C1'	9.10	128.81	118.80
37	52	2397	G	N3-C4-N9	-9.08	120.55	126.00
37	52	119	G	C5-C6-O6	-9.07	123.16	128.60
37	52	3810	C	C2-N1-C1'	8.98	128.68	118.80
1	A1	281	C	C6-N1-C2	-8.95	116.72	120.30
37	52	2395	A	N3-C4-C5	-8.95	120.54	126.80
37	52	4123	C	C5-C6-N1	8.91	125.45	121.00
1	A1	1520	G	N3-C4-N9	8.89	131.34	126.00
37	52	1915	C	C6-N1-C2	-8.87	116.75	120.30
37	52	4948	C	N1-C2-O2	8.86	124.22	118.90
37	52	1239	C	N3-C2-O2	8.85	128.09	121.90
37	52	1239	C	C5-C6-N1	8.81	125.41	121.00

Continued on next page...

Continued from previous page...

Mol	Chain	Res	Type	Atoms	Z	Observed(°)	Ideal(°)
1	A1	501	C	N1-C2-O2	8.79	124.18	118.90
37	52	119	G	C4-C5-C6	8.79	124.07	118.80
1	A1	356	C	N3-C2-O2	-8.75	115.78	121.90
37	52	2399	G	C4-C5-C6	8.72	124.03	118.80
37	52	1915	C	C2-N1-C1'	8.71	128.38	118.80
37	52	2397	G	C4-C5-N7	-8.65	107.34	110.80
37	52	2674	A	OP1-P-OP2	-8.64	106.64	119.60
37	52	4928	C	N1-C2-O2	8.62	124.07	118.90
1	A1	1520	G	N3-C4-C5	-8.55	124.32	128.60
37	52	275	C	C6-N1-C2	-8.54	116.89	120.30
1	A1	1518	C	C2-N1-C1'	8.47	128.12	118.80
1	A1	970	G	N3-C4-C5	-8.47	124.37	128.60
85	I3	203	ARG	CA-C-O	-8.46	102.32	120.10
37	52	2395	A	N9-C4-C5	-8.38	102.45	105.80
37	52	2399	G	N1-C2-N2	8.35	123.71	116.20
67	g3	2	VAL	CA-CB-CG1	8.35	123.42	110.90
37	52	358	C	N1-C2-O2	8.34	123.91	118.90
37	52	327	U	N3-C2-O2	-8.29	116.39	122.20
37	52	2258	C	C6-N1-C2	-8.28	116.99	120.30
37	52	4119	C	C2-N1-C1'	8.27	127.89	118.80
1	A1	1518	C	N1-C2-O2	8.27	123.86	118.90
1	A1	1520	G	C4-N9-C1'	8.25	137.23	126.50
53	S3	68	PHE	N-CA-CB	-8.24	95.76	110.60
1	A1	369	C	N1-C2-O2	8.24	123.84	118.90
37	52	4928	C	C2-N1-C1'	8.16	127.78	118.80
37	52	2597	G	C8-N9-C4	-8.15	103.14	106.40
37	52	2597	G	N7-C8-N9	8.15	117.17	113.10
37	52	3810	C	N3-C2-O2	-8.14	116.20	121.90
37	52	3941	G	N3-C4-C5	-8.14	124.53	128.60
37	52	4928	C	N3-C2-O2	-8.14	116.20	121.90
37	52	4120	U	C5-C6-N1	8.10	126.75	122.70
1	A1	1518	C	N3-C2-O2	-8.09	116.24	121.90
37	52	4120	U	N1-C2-O2	8.07	128.45	122.80
37	52	2019	C	C5-C6-N1	8.05	125.03	121.00
37	52	3941	G	C4-N9-C1'	8.02	136.92	126.50
37	52	257	C	N1-C2-O2	7.97	123.68	118.90
37	52	4948	C	N3-C2-O2	-7.91	116.36	121.90
1	A1	970	G	C8-N9-C4	7.86	109.55	106.40
51	Q3	14	ARG	NE-CZ-NH2	-7.82	116.39	120.30
37	52	3941	G	N3-C4-N9	7.80	130.68	126.00
37	52	358	C	N3-C2-O2	-7.80	116.44	121.90
37	52	3661	G	C4-C5-N7	7.78	113.91	110.80

Continued on next page...

Continued from previous page...

Mol	Chain	Res	Type	Atoms	Z	Observed(°)	Ideal(°)
78	s3	75	LEU	CA-CB-CG	7.78	133.18	115.30
1	A1	887	U	C6-N1-C1'	-7.77	110.32	121.20
37	52	737	C	N1-C2-O2	7.74	123.54	118.90
37	52	1239	C	C5-C4-N4	7.70	125.59	120.20
37	52	2019	C	C6-N1-C2	-7.69	117.22	120.30
37	52	1556	C	N1-C2-O2	7.68	123.51	118.90
43	E3	65	TYR	CD1-CE1-CZ	7.68	126.71	119.80
37	52	2583	C	C6-N1-C2	-7.67	117.23	120.30
37	52	1070	G	C4-N9-C1'	7.66	136.46	126.50
1	A1	1303	C	N1-C2-O2	7.65	123.49	118.90
55	U3	49	VAL	N-CA-CB	7.64	128.32	111.50
37	52	672	C	N1-C2-O2	7.64	123.48	118.90
38	72	1	G	N3-C4-C5	-7.59	124.80	128.60
1	A1	1624	U	N3-C2-O2	-7.59	116.89	122.20
85	I3	203	ARG	CA-C-N	7.58	131.36	116.20
37	52	327	U	N1-C2-O2	7.56	128.09	122.80
1	A1	1624	U	C2-N1-C1'	7.54	126.74	117.70
37	52	2552	G	N3-C4-N9	7.51	130.51	126.00
37	52	4120	U	C6-N1-C1'	-7.50	110.70	121.20
37	52	1639	U	N1-C2-O2	7.50	128.05	122.80
37	52	2598	A	N3-C4-C5	-7.50	121.55	126.80
67	g3	2	VAL	CA-CB-CG2	7.46	122.09	110.90
37	52	2021	G	N7-C8-N9	7.45	116.83	113.10
37	52	2597	G	N3-C4-N9	7.41	130.44	126.00
37	52	3843	C	N1-C2-O2	7.38	123.33	118.90
1	A1	501	C	C2-N1-C1'	7.38	126.92	118.80
38	72	63	C	C6-N1-C1'	-7.38	111.95	120.80
37	52	4123	C	C6-N1-C1'	-7.36	111.97	120.80
37	52	2019	C	C2-N3-C4	7.33	123.57	119.90
1	A1	501	C	N3-C2-O2	-7.33	116.77	121.90
37	52	2528	G	C4-N9-C1'	7.32	136.02	126.50
1	A1	369	C	C2-N1-C1'	7.30	126.83	118.80
37	52	737	C	N3-C2-O2	-7.30	116.79	121.90
1	A1	751	G	P-O3'-C3'	7.28	128.44	119.70
37	52	1305	C	C6-N1-C2	-7.28	117.39	120.30
38	72	1	G	N3-C4-N9	7.28	130.37	126.00
37	52	2084	U	C2-N3-C4	-7.27	122.64	127.00
37	52	1612	G	C4-N9-C1'	7.27	135.95	126.50
37	52	2046	G	P-O3'-C3'	7.26	128.41	119.70
37	52	48	G	P-O3'-C3'	7.25	128.40	119.70
37	52	1310	C	C6-N1-C2	-7.25	117.40	120.30
43	E3	65	TYR	CZ-CE2-CD2	7.25	126.32	119.80

Continued on next page...

Continued from previous page...

Mol	Chain	Res	Type	Atoms	Z	Observed(°)	Ideal(°)
37	52	1805	A	C8-N9-C4	7.24	108.69	105.80
1	A1	751	G	OP1-P-O3'	7.21	121.05	105.20
37	52	2597	G	C8-N9-C1'	-7.19	117.65	127.00
37	52	1556	C	N3-C2-O2	-7.16	116.89	121.90
37	52	1239	C	N3-C4-N4	7.13	122.99	118.00
37	52	2598	A	C4-C5-C6	7.13	120.56	117.00
37	52	2022	C	O5'-P-OP2	-7.12	99.29	105.70
37	52	2395	A	C6-C5-N7	7.11	137.28	132.30
39	82	36	G	C4-N9-C1'	7.09	135.72	126.50
53	S3	68	PHE	CA-C-O	7.07	134.95	120.10
1	A1	1520	G	C8-N9-C1'	-7.06	117.83	127.00
37	52	3941	G	C8-N9-C1'	-7.05	117.84	127.00
37	52	2580	U	OP2-P-O3'	-7.04	89.70	105.20
52	R3	125	LEU	CB-CG-CD1	-7.04	99.03	111.00
1	A1	1664	A	P-O3'-C3'	7.02	128.12	119.70
37	52	4528	G	C4-N9-C1'	7.01	135.62	126.50
37	52	2078	C	C5-C6-N1	7.01	124.51	121.00
37	52	3661	G	N9-C4-C5	-7.00	102.60	105.40
1	A1	241	G	N3-C4-N9	7.00	130.20	126.00
37	52	2580	U	OP1-P-O3'	6.98	120.57	105.20
37	52	2084	U	C6-N1-C2	6.98	125.19	121.00
37	52	2597	G	C4-C5-C6	6.97	122.98	118.80
37	52	2875	C	P-O3'-C3'	6.95	128.04	119.70
1	A1	1303	C	N3-C2-O2	-6.93	117.05	121.90
37	52	1996	C	C6-N1-C2	-6.92	117.53	120.30
37	52	2581	A	C5'-C4'-C3'	6.92	127.08	116.00
1	A1	1303	C	C2-N1-C1'	6.92	126.41	118.80
37	52	3809	G	N3-C4-N9	6.91	130.15	126.00
37	52	3651	A	O5'-P-OP1	-6.89	99.49	105.70
37	52	4138	C	N1-C2-O2	6.89	123.04	118.90
1	A1	183	G	N3-C4-N9	6.89	130.13	126.00
71	k3	56	LEU	CA-CB-CG	6.89	131.14	115.30
37	52	4119	C	C6-N1-C2	-6.86	117.56	120.30
37	52	119	G	N1-C6-O6	-6.84	115.80	119.90
37	52	3661	G	C5-C6-O6	-6.84	124.50	128.60
37	52	2504	C	C6-N1-C2	-6.83	117.57	120.30
1	A1	356	C	C6-N1-C1'	-6.83	112.61	120.80
80	23	20	U	C6-N1-C1'	-6.80	111.68	121.20
37	52	3637	U	N3-C2-O2	-6.77	117.46	122.20
37	52	4117	U	N3-C2-O2	-6.76	117.47	122.20
37	52	2580	U	C4-C5-C6	6.74	123.74	119.70
1	A1	183	G	C4-N9-C1'	6.72	135.24	126.50

Continued on next page...

Continued from previous page...

Mol	Chain	Res	Type	Atoms	Z	Observed(°)	Ideal(°)
1	A1	970	G	C4-N9-C1'	-6.71	117.78	126.50
37	52	1639	U	N3-C2-O2	-6.70	117.51	122.20
87	u3	163	LEU	CA-CB-CG	6.70	130.71	115.30
37	52	2021	G	C8-N9-C1'	-6.70	118.29	127.00
37	52	2258	C	C2-N1-C1'	6.69	126.16	118.80
37	52	2397	G	C8-N9-C1'	6.69	135.69	127.00
1	A1	75	G	N3-C4-N9	6.68	130.01	126.00
37	52	2089	G	P-O3'-C3'	6.67	127.70	119.70
37	52	1612	G	C8-N9-C1'	-6.66	118.34	127.00
49	O3	18	ARG	NE-CZ-NH2	-6.66	116.97	120.30
37	52	2875	C	OP2-P-O3'	6.66	119.85	105.20
1	A1	281	C	C5-C6-N1	6.65	124.33	121.00
1	A1	1858	G	C4-N9-C1'	6.65	135.15	126.50
37	52	48	G	OP2-P-O3'	6.65	119.83	105.20
37	52	1210	C	N1-C2-O2	6.64	122.88	118.90
1	A1	75	G	C4-N9-C1'	6.63	135.12	126.50
37	52	2631	U	C2-N3-C4	-6.63	123.02	127.00
37	52	2399	G	C5-C6-O6	-6.63	124.62	128.60
37	52	1210	C	C2-N1-C1'	6.62	126.09	118.80
37	52	327	U	C6-N1-C1'	-6.62	111.94	121.20
37	52	2768	C	O4'-C1'-N1	6.61	113.49	108.20
1	A1	688	U	P-O3'-C3'	6.61	127.63	119.70
37	52	358	C	C2-N1-C1'	6.60	126.06	118.80
1	A1	751	G	N3-C4-N9	6.58	129.95	126.00
1	A1	293	C	N1-C2-O2	6.58	122.85	118.90
1	A1	1057	C	C2-N1-C1'	6.58	126.04	118.80
37	52	2750	G	C6-C5-N7	-6.58	126.45	130.40
37	52	1517	G	C4-N9-C1'	6.57	135.04	126.50
37	52	2574	G	O5'-P-OP1	6.57	118.58	110.70
60	Z3	80	LEU	CA-CB-CG	6.55	130.37	115.30
37	52	1305	C	C2-N1-C1'	6.55	126.00	118.80
37	52	4243	C	N3-C2-O2	-6.54	117.32	121.90
1	A1	1518	C	C6-N1-C2	-6.54	117.69	120.30
37	52	672	C	N3-C2-O2	-6.53	117.33	121.90
37	52	2084	U	N3-C4-C5	6.52	118.51	114.60
1	A1	369	C	N3-C2-O2	-6.52	117.33	121.90
37	52	2528	G	C8-N9-C1'	-6.52	118.52	127.00
1	A1	1637	A	P-O3'-C3'	6.51	127.51	119.70
1	A1	212	C	C6-N1-C2	-6.51	117.70	120.30
39	82	36	G	N3-C4-C5	-6.50	125.35	128.60
37	52	2572	C	C5-C4-N4	-6.49	115.66	120.20
37	52	2489	C	N1-C2-O2	6.49	122.79	118.90

Continued on next page...

Continued from previous page...

Mol	Chain	Res	Type	Atoms	Z	Observed(°)	Ideal(°)
78	s3	79	LEU	CA-CB-CG	-6.48	100.40	115.30
40	A3	117	GLU	CB-CA-C	-6.47	97.45	110.40
37	52	2580	U	N3-C4-O4	6.47	123.93	119.40
37	52	1805	A	C4-N9-C1'	-6.47	114.66	126.30
37	52	1651	G	C4-N9-C1'	6.46	134.90	126.50
37	52	3959	U	P-O3'-C3'	6.46	127.45	119.70
37	52	4880	C	C2-N1-C1'	6.45	125.89	118.80
37	52	217	C	N1-C2-O2	6.43	122.76	118.90
37	52	4243	C	N1-C2-O2	6.43	122.76	118.90
1	A1	1118	C	C2-N1-C1'	6.43	125.87	118.80
39	82	36	G	N3-C4-N9	6.42	129.85	126.00
37	52	2014	C	N1-C2-O2	6.42	122.75	118.90
37	52	2580	U	P-O3'-C3'	6.41	127.39	119.70
37	52	4926	C	C2-N1-C1'	6.39	125.83	118.80
37	52	100	C	C2-N1-C1'	6.39	125.83	118.80
37	52	2078	C	C6-N1-C2	-6.39	117.74	120.30
1	A1	1314	U	C2-N1-C1'	6.38	125.36	117.70
37	52	1961	G	C8-N9-C4	-6.38	103.85	106.40
1	A1	532	C	C6-N1-C2	-6.37	117.75	120.30
37	52	4423	U	N3-C2-O2	-6.37	117.74	122.20
37	52	4948	C	C6-N1-C1'	-6.37	113.16	120.80
1	A1	474	G	C4-N9-C1'	6.36	134.76	126.50
37	52	4926	C	N1-C2-O2	6.35	122.71	118.90
63	c3	30	GLY	N-CA-C	6.35	128.97	113.10
37	52	1573	G	O5'-P-OP1	-6.35	99.99	105.70
37	52	1070	G	C8-N9-C1'	-6.34	118.76	127.00
80	23	30	G	N3-C4-N9	6.34	129.80	126.00
37	52	2084	U	C5-C6-N1	-6.33	119.53	122.70
37	52	4942	C	N1-C2-O2	6.32	122.69	118.90
37	52	2019	C	N3-C2-O2	-6.32	117.48	121.90
1	A1	241	G	N3-C4-C5	-6.31	125.44	128.60
37	52	4919	G	N3-C4-N9	6.30	129.78	126.00
1	A1	751	G	C4-N9-C1'	6.30	134.68	126.50
1	A1	970	G	C4-C5-C6	6.30	122.58	118.80
1	A1	1300	U	N3-C2-O2	-6.29	117.79	122.20
37	52	1632	A	C2-N3-C4	6.29	113.75	110.60
37	52	4919	G	N3-C4-C5	-6.29	125.45	128.60
1	A1	1130	G	N3-C4-C5	-6.27	125.46	128.60
37	52	2552	G	N3-C4-C5	-6.27	125.46	128.60
1	A1	1636	G	C4-N9-C1'	6.27	134.65	126.50
37	52	1185	G	C8-N9-C4	-6.26	103.89	106.40
37	52	4560	C	N3-C2-O2	-6.26	117.52	121.90

Continued on next page...

Continued from previous page...

Mol	Chain	Res	Type	Atoms	Z	Observed(°)	Ideal(°)
63	c3	94	LEU	CA-CB-CG	6.25	129.68	115.30
37	52	986	C	N1-C2-O2	6.24	122.64	118.90
37	52	4759	C	C2-N1-C1'	6.24	125.66	118.80
37	52	1979	A	P-O3'-C3'	6.24	127.19	119.70
37	52	1639	U	C6-N1-C1'	-6.23	112.47	121.20
37	52	1961	G	N3-C4-C5	-6.23	125.48	128.60
62	b3	28	ARG	N-CA-C	-6.23	94.17	111.00
38	72	63	C	N3-C2-O2	6.22	126.25	121.90
14	N1	64	LEU	CA-CB-CG	6.21	129.59	115.30
37	52	4869	U	C2-N1-C1'	6.21	125.16	117.70
1	A1	870	A	P-O3'-C3'	6.21	127.15	119.70
37	52	1612	G	N3-C4-N9	6.21	129.72	126.00
37	52	449	C	P-O3'-C3'	6.20	127.14	119.70
37	52	4303	C	C2-N1-C1'	6.19	125.61	118.80
37	52	2528	G	N3-C4-N9	6.18	129.71	126.00
37	52	1961	G	C4-N9-C1'	6.18	134.53	126.50
37	52	2597	G	C6-C5-N7	-6.17	126.70	130.40
37	52	3888	G	P-O3'-C3'	6.17	127.11	119.70
37	52	294	G	C4-N9-C1'	6.17	134.51	126.50
37	52	4413	C	N1-C2-O2	6.15	122.59	118.90
37	52	2811	G	C8-N9-C4	-6.15	103.94	106.40
37	52	4413	C	N3-C2-O2	-6.15	117.60	121.90
37	52	4528	G	C8-N9-C1'	-6.13	119.03	127.00
37	52	1968	G	C8-N9-C4	-6.13	103.95	106.40
1	A1	1130	G	N3-C4-N9	6.12	129.67	126.00
62	b3	28	ARG	N-CA-CB	6.12	121.61	110.60
37	52	2594	C	C6-N1-C2	-6.10	117.86	120.30
1	A1	1397	U	N3-C2-O2	-6.09	117.94	122.20
85	I3	204	GLY	N-CA-C	6.09	128.33	113.10
39	82	36	G	C8-N9-C1'	-6.08	119.09	127.00
37	52	1456	C	C6-N1-C2	-6.07	117.87	120.30
37	52	1612	G	C6-C5-N7	-6.06	126.76	130.40
1	A1	1364	U	C2-N1-C1'	6.06	124.97	117.70
37	52	2397	G	C4-N9-C1'	-6.06	118.62	126.50
38	72	63	C	N3-C4-N4	6.06	122.24	118.00
37	52	180	C	N1-C2-O2	6.06	122.53	118.90
37	52	4759	C	N3-C2-O2	-6.06	117.66	121.90
39	82	153	C	N1-C2-O2	6.05	122.53	118.90
37	52	4413	C	C2-N1-C1'	6.04	125.45	118.80
1	A1	183	G	C8-N9-C1'	-6.03	119.17	127.00
37	52	104	G	C4-N9-C1'	6.03	134.33	126.50
37	52	1805	A	O4'-C1'-N9	-6.02	103.38	108.20

Continued on next page...

Continued from previous page...

Mol	Chain	Res	Type	Atoms	Z	Observed(°)	Ideal(°)
38	72	1	G	C4-N9-C1'	6.02	134.33	126.50
1	A1	1394	G	P-O3'-C3'	6.02	126.92	119.70
37	52	1469	C	C6-N1-C2	-6.00	117.90	120.30
37	52	2550	G	N7-C8-N9	6.00	116.10	113.10
1	A1	1453	C	C2-N1-C1'	6.00	125.40	118.80
37	52	275	C	N3-C2-O2	-6.00	117.70	121.90
37	52	1556	C	C2-N1-C1'	5.99	125.39	118.80
37	52	2754	G	C5'-C4'-O4'	5.99	116.29	109.10
1	A1	1314	U	N3-C2-O2	-5.99	118.01	122.20
1	A1	465	A	P-O3'-C3'	5.99	126.88	119.70
1	A1	1333	U	N3-C2-O2	-5.97	118.02	122.20
37	52	4423	U	C2-N1-C1'	5.97	124.87	117.70
1	A1	75	G	C8-N9-C1'	-5.97	119.24	127.00
37	52	4454	G	C4-N9-C1'	5.97	134.26	126.50
37	52	4120	U	N3-C2-O2	-5.97	118.02	122.20
37	52	4919	G	C4-N9-C1'	5.96	134.25	126.50
37	52	1185	G	N3-C4-C5	-5.96	125.62	128.60
37	52	704	C	C2-N1-C1'	5.96	125.35	118.80
37	52	966	A	N7-C8-N9	5.95	116.78	113.80
37	52	1485	C	N1-C2-O2	5.95	122.47	118.90
37	52	3809	G	N3-C4-C5	-5.94	125.63	128.60
1	A1	823	U	C2-N1-C1'	5.93	124.82	117.70
37	52	1215	C	N1-C2-O2	5.93	122.46	118.90
37	52	3712	A	C8-N9-C1'	-5.93	117.02	127.70
37	52	2598	A	C2-N3-C4	5.93	113.56	110.60
37	52	3941	G	C2-N3-C4	5.92	114.86	111.90
80	23	29	C	O4'-C1'-N1	5.92	112.94	108.20
1	A1	501	C	C6-N1-C2	-5.92	117.93	120.30
37	52	4266	G	C4-N9-C1'	5.92	134.19	126.50
37	52	1070	G	N7-C8-N9	5.91	116.06	113.10
37	52	2750	G	C4-N9-C1'	5.91	134.18	126.50
37	52	2740	U	N3-C2-O2	-5.91	118.06	122.20
37	52	4173	G	C6-C5-N7	-5.90	126.86	130.40
37	52	3842	C	N1-C2-O2	5.90	122.44	118.90
37	52	959	G	P-O3'-C3'	5.89	126.76	119.70
37	52	972	C	N1-C2-O2	5.89	122.43	118.90
37	52	2597	G	P-O3'-C3'	5.88	126.76	119.70
37	52	2749	C	C6-N1-C2	-5.87	117.95	120.30
37	52	1961	G	N7-C8-N9	5.87	116.03	113.10
40	A3	43	GLY	N-CA-C	5.86	127.75	113.10
37	52	257	C	C2-N1-C1'	5.86	125.24	118.80
37	52	2577	C	C6-N1-C2	-5.86	117.96	120.30

Continued on next page...

Continued from previous page...

Mol	Chain	Res	Type	Atoms	Z	Observed(°)	Ideal(°)
37	52	2726	G	C4-N9-C1'	5.86	134.11	126.50
37	52	2594	C	N3-C2-O2	-5.85	117.80	121.90
37	52	327	U	C5-C6-N1	5.85	125.63	122.70
1	A1	1300	U	N1-C2-O2	5.85	126.89	122.80
37	52	257	C	N3-C2-O2	-5.85	117.81	121.90
37	52	2583	C	C5-C6-N1	5.85	123.92	121.00
38	72	63	C	C5-C6-N1	5.85	123.92	121.00
37	52	2258	C	C5-C6-N1	5.84	123.92	121.00
1	A1	183	G	N3-C4-C5	-5.84	125.68	128.60
37	52	1181	C	N1-C2-O2	5.84	122.40	118.90
37	52	1720	C	C6-N1-C2	-5.83	117.97	120.30
37	52	495	C	N1-C2-O2	5.83	122.40	118.90
37	52	115	C	N1-C2-O2	5.83	122.40	118.90
37	52	276	C	C6-N1-C2	-5.83	117.97	120.30
37	52	2407	G	C4-N9-C1'	5.83	134.08	126.50
37	52	914	U	C5-C6-N1	5.83	125.61	122.70
37	52	4759	C	N1-C2-O2	5.83	122.39	118.90
37	52	3712	A	C4-N9-C1'	5.82	136.78	126.30
37	52	4243	C	C2-N1-C1'	5.82	125.20	118.80
1	A1	1475	G	C4-N9-C1'	5.81	134.06	126.50
37	52	37	U	C2-N1-C1'	5.81	124.67	117.70
37	52	3948	C	N1-C2-O2	5.81	122.39	118.90
40	A3	126	LEU	CB-CA-C	-5.81	99.16	110.20
1	A1	853	C	C2-N1-C1'	5.80	125.19	118.80
1	A1	538	U	N1-C2-O2	5.79	126.85	122.80
37	52	30	C	C6-N1-C2	-5.79	117.98	120.30
37	52	2578	G	C4-C5-N7	5.79	113.12	110.80
37	52	4232	U	P-O3'-C3'	5.79	126.65	119.70
37	52	1467	C	C6-N1-C2	-5.79	117.99	120.30
37	52	1915	C	C5-C6-N1	5.78	123.89	121.00
80	23	72	C	N1-C2-O2	5.78	122.37	118.90
1	A1	1397	U	N1-C2-O2	5.78	126.84	122.80
37	52	1182	C	N1-C2-O2	5.78	122.37	118.90
37	52	2303	C	C6-N1-C2	-5.77	117.99	120.30
1	A1	874	G	P-O3'-C3'	5.77	126.62	119.70
37	52	2470	C	N1-C2-O2	5.77	122.36	118.90
37	52	4942	C	N3-C2-O2	-5.77	117.86	121.90
37	52	327	U	C6-N1-C2	-5.77	117.54	121.00
37	52	4964	C	C6-N1-C2	-5.77	117.99	120.30
37	52	1571	G	C2-N3-C4	5.76	114.78	111.90
37	52	3842	C	C2-N1-C1'	5.76	125.14	118.80
1	A1	751	G	N3-C4-C5	-5.76	125.72	128.60

Continued on next page...

Continued from previous page...

Mol	Chain	Res	Type	Atoms	Z	Observed(°)	Ideal(°)
1	A1	823	U	N3-C2-O2	-5.76	118.17	122.20
1	A1	659	G	C4-N9-C1'	5.76	133.98	126.50
1	A1	182	C	P-O3'-C3'	5.75	126.61	119.70
1	A1	241	G	C2-N3-C4	5.75	114.78	111.90
37	52	4138	C	N3-C2-O2	-5.75	117.87	121.90
37	52	1912	G	C4-N9-C1'	5.75	133.98	126.50
1	A1	75	G	N3-C4-C5	-5.75	125.72	128.60
1	A1	752	G	O5'-P-OP1	-5.74	100.53	105.70
63	c3	30	GLY	C-N-CA	5.74	136.06	121.70
1	A1	1772	C	C6-N1-C2	-5.74	118.00	120.30
37	52	3649	A	C4-N9-C1'	5.74	136.63	126.30
1	A1	1624	U	N1-C2-O2	5.73	126.81	122.80
37	52	1762	C	C6-N1-C2	-5.73	118.01	120.30
37	52	4928	C	C6-N1-C2	-5.73	118.01	120.30
1	A1	1738	C	C6-N1-C2	-5.73	118.01	120.30
37	52	104	G	C8-N9-C1'	-5.73	119.56	127.00
37	52	1550	G	C4-N9-C1'	5.72	133.94	126.50
37	52	4662	C	C6-N1-C2	-5.72	118.01	120.30
37	52	275	C	P-O3'-C3'	5.71	126.55	119.70
1	A1	751	G	C8-N9-C1'	-5.71	119.58	127.00
37	52	1651	G	C6-C5-N7	-5.70	126.98	130.40
37	52	2014	C	C2-N1-C1'	5.70	125.07	118.80
1	A1	1551	U	C2-N1-C1'	5.69	124.53	117.70
39	82	47	C	C6-N1-C2	-5.69	118.02	120.30
37	52	4948	C	C6-N1-C2	-5.69	118.02	120.30
37	52	934	C	C6-N1-C2	-5.67	118.03	120.30
1	A1	1117	C	N1-C2-O2	5.67	122.30	118.90
37	52	4866	C	C6-N1-C2	-5.66	118.04	120.30
37	52	3843	C	C2-N1-C1'	5.66	125.02	118.80
38	72	113	G	C4-N9-C1'	5.66	133.85	126.50
80	23	30	G	C4-N9-C1'	5.65	133.85	126.50
1	A1	1811	C	C6-N1-C2	-5.65	118.04	120.30
1	A1	958	G	C4-N9-C1'	5.65	133.84	126.50
37	52	498	C	P-O3'-C3'	5.65	126.48	119.70
37	52	1969	G	C5-C6-O6	5.64	131.99	128.60
37	52	1632	A	N3-C4-N9	5.64	131.91	127.40
1	A1	1624	U	C6-N1-C2	-5.63	117.62	121.00
1	A1	1834	A	C4-N9-C1'	5.63	136.43	126.30
1	A1	1253	A	P-O3'-C3'	5.62	126.45	119.70
41	B3	309	LEU	CA-CB-CG	5.62	128.24	115.30
37	52	311	G	C4-N9-C1'	5.62	133.81	126.50
37	52	1517	G	N3-C4-C5	-5.62	125.79	128.60

Continued on next page...

Continued from previous page...

Mol	Chain	Res	Type	Atoms	Z	Observed(°)	Ideal(°)
37	52	1969	G	N1-C2-N2	-5.62	111.14	116.20
37	52	672	C	C2-N1-C1'	5.62	124.98	118.80
37	52	2594	C	C2-N1-C1'	5.61	124.97	118.80
37	52	1663	C	C6-N1-C2	-5.61	118.06	120.30
1	A1	532	C	N1-C2-O2	5.61	122.26	118.90
37	52	37	U	N3-C2-O2	-5.61	118.28	122.20
37	52	1928	C	N3-C2-O2	-5.60	117.98	121.90
37	52	204	U	N3-C2-O2	-5.60	118.28	122.20
37	52	37	U	N1-C2-O2	5.60	126.72	122.80
37	52	729	G	N3-C4-C5	-5.60	125.80	128.60
37	52	4194	U	N3-C2-O2	-5.60	118.28	122.20
37	52	4560	C	N1-C2-O2	5.59	122.25	118.90
1	A1	427	U	C2-N1-C1'	5.58	124.40	117.70
37	52	4869	U	N3-C2-O2	-5.57	118.30	122.20
37	52	685	C	O5'-P-OP2	-5.57	100.69	105.70
37	52	4871	C	C2-N1-C1'	5.57	124.92	118.80
37	52	339	C	C6-N1-C2	-5.56	118.08	120.30
37	52	4925	U	P-O3'-C3'	5.56	126.37	119.70
37	52	115	C	C2-N1-C1'	5.56	124.91	118.80
37	52	704	C	N1-C2-O2	5.56	122.23	118.90
37	52	4476	C	C2-N1-C1'	5.56	124.91	118.80
37	52	3625	G	P-O3'-C3'	5.55	126.37	119.70
37	52	1286	C	N1-C2-O2	5.55	122.23	118.90
1	A1	1518	C	C6-N1-C1'	-5.55	114.14	120.80
37	52	930	G	P-O3'-C3'	5.55	126.36	119.70
37	52	4528	G	N3-C4-N9	5.55	129.33	126.00
37	52	1853	G	C4-N9-C1'	5.54	133.71	126.50
37	52	2014	C	C6-N1-C2	-5.54	118.08	120.30
37	52	3843	C	N3-C2-O2	-5.54	118.02	121.90
1	A1	1660	C	C2-N1-C1'	5.53	124.88	118.80
37	52	4047	A	OP1-P-O3'	5.53	117.37	105.20
37	52	2014	C	N3-C2-O2	-5.53	118.03	121.90
37	52	4939	C	N1-C2-O2	5.53	122.22	118.90
37	52	2675	G	C8-N9-C1'	-5.53	119.82	127.00
37	52	2753	G	P-O3'-C3'	5.52	126.33	119.70
1	A1	1826	G	C4-N9-C1'	5.52	133.68	126.50
37	52	2631	U	N3-C4-C5	5.52	117.91	114.60
37	52	3638	G	C6-C5-N7	-5.51	127.09	130.40
37	52	1639	U	C5-C6-N1	5.51	125.46	122.70
37	52	2489	C	C6-N1-C2	-5.51	118.09	120.30
37	52	4999	G	C4-N9-C1'	5.51	133.66	126.50
37	52	4117	U	C2-N1-C1'	5.51	124.31	117.70

Continued on next page...

Continued from previous page...

Mol	Chain	Res	Type	Atoms	Z	Observed(°)	Ideal(°)
1	A1	1301	A	C2-N3-C4	5.50	113.35	110.60
37	52	1968	G	N7-C8-N9	5.50	115.85	113.10
37	52	4405	G	C4-N9-C1'	5.50	133.65	126.50
37	52	1674	C	C6-N1-C2	-5.49	118.10	120.30
37	52	3937	C	C6-N1-C2	-5.49	118.10	120.30
1	A1	1440	C	N1-C2-O2	5.49	122.19	118.90
37	52	4448	G	P-O3'-C3'	5.49	126.29	119.70
37	52	4928	C	C6-N1-C1'	-5.49	114.21	120.80
39	82	141	C	C6-N1-C2	-5.48	118.11	120.30
1	A1	606	G	C4-N9-C1'	5.47	133.62	126.50
37	52	217	C	N3-C2-O2	-5.47	118.07	121.90
37	52	4716	C	C6-N1-C2	-5.47	118.11	120.30
38	72	63	C	C5-C4-N4	5.47	124.03	120.20
37	52	2594	C	N1-C2-O2	5.47	122.18	118.90
37	52	2020	U	C5-C6-N1	5.46	125.43	122.70
37	52	294	G	N3-C4-N9	5.46	129.28	126.00
37	52	3600	G	C4-N9-C1'	5.46	133.60	126.50
37	52	3876	A	P-O3'-C3'	5.46	126.25	119.70
37	52	4100	C	C6-N1-C2	-5.46	118.12	120.30
37	52	1310	C	C5-C6-N1	5.46	123.73	121.00
37	52	257	C	C6-N1-C2	-5.45	118.12	120.30
1	A1	30	C	C6-N1-C2	-5.45	118.12	120.30
1	A1	1785	C	N1-C2-O2	5.45	122.17	118.90
1	A1	1309	C	N1-C2-O2	5.45	122.17	118.90
37	52	311	G	C6-C5-N7	-5.45	127.13	130.40
37	52	1420	A	C2-N3-C4	5.45	113.32	110.60
37	52	934	C	N3-C2-O2	-5.44	118.09	121.90
37	52	732	A	O4'-C1'-N9	5.44	112.55	108.20
37	52	4528	G	N3-C4-C5	-5.43	125.88	128.60
37	52	4223	C	C6-N1-C2	-5.43	118.13	120.30
37	52	1420	A	N3-C4-N9	5.43	131.74	127.40
37	52	448	G	C4-N9-C1'	5.42	133.55	126.50
37	52	3709	U	C2-N1-C1'	5.42	124.21	117.70
39	82	153	C	N3-C2-O2	-5.42	118.11	121.90
37	52	2441	C	C6-N1-C2	-5.42	118.13	120.30
37	52	115	C	N3-C2-O2	-5.41	118.11	121.90
81	w3	56	A	C2-N3-C4	5.40	113.30	110.60
1	A1	853	C	N3-C2-O2	-5.39	118.12	121.90
1	A1	1664	A	OP1-P-O3'	5.39	117.07	105.20
37	52	1517	G	C8-N9-C1'	-5.39	119.99	127.00
37	52	1239	C	C6-N1-C1'	-5.39	114.33	120.80
37	52	2021	G	N9-C4-C5	5.39	107.56	105.40

Continued on next page...

Continued from previous page...

Mol	Chain	Res	Type	Atoms	Z	Observed(°)	Ideal(°)
37	52	2008	U	C2-N1-C1'	5.39	124.17	117.70
1	A1	1751	C	C5-C6-N1	5.38	123.69	121.00
37	52	1084	C	C5-C6-N1	5.38	123.69	121.00
37	52	4926	C	N3-C2-O2	-5.38	118.13	121.90
1	A1	652	U	N3-C2-O2	-5.38	118.43	122.20
37	52	2580	U	C5'-C4'-O4'	-5.38	102.64	109.10
37	52	2550	G	C6-C5-N7	-5.38	127.17	130.40
37	52	1305	C	N3-C2-O2	-5.38	118.13	121.90
60	Z3	73	LYS	CB-CA-C	5.38	121.15	110.40
1	A1	549	C	C6-N1-C2	-5.37	118.15	120.30
37	52	1651	G	C8-N9-C1'	-5.37	120.01	127.00
37	52	3943	A	C2-N3-C4	5.37	113.29	110.60
37	52	4654	C	C6-N1-C2	-5.37	118.15	120.30
1	A1	1364	U	N1-C2-O2	5.37	126.56	122.80
37	52	4527	G	C4-N9-C1'	5.37	133.48	126.50
1	A1	474	G	C8-N9-C1'	-5.37	120.02	127.00
37	52	1286	C	C2-N1-C1'	5.37	124.70	118.80
37	52	236	G	N3-C2-N2	-5.36	116.15	119.90
39	82	28	C	C6-N1-C2	-5.36	118.16	120.30
53	S3	68	PHE	CB-CG-CD1	5.34	124.54	120.80
37	52	3618	C	C6-N1-C2	-5.34	118.16	120.30
37	52	1370	G	P-O3'-C3'	5.34	126.11	119.70
35	j1	368	LEU	CA-CB-CG	5.33	127.56	115.30
37	52	1969	G	N3-C2-N2	5.33	123.63	119.90
37	52	3809	G	C4-N9-C1'	5.33	133.43	126.50
37	52	1666	C	C6-N1-C2	-5.33	118.17	120.30
37	52	2787	A	C4-N9-C1'	5.32	135.88	126.30
37	52	1070	G	C6-C5-N7	-5.32	127.21	130.40
83	G3	275	ILE	CG1-CB-CG2	-5.32	99.70	111.40
39	82	117	C	N1-C2-O2	5.32	122.09	118.90
37	52	125	C	P-O3'-C3'	5.31	126.08	119.70
1	A1	1314	U	N1-C2-O2	5.31	126.52	122.80
37	52	2581	A	C8-N9-C4	-5.31	103.68	105.80
37	52	4243	C	C6-N1-C2	-5.31	118.18	120.30
37	52	2489	C	N3-C2-O2	-5.30	118.19	121.90
80	23	20	U	C5-C6-N1	5.30	125.35	122.70
9	I1	36	LEU	CA-CB-CG	5.30	127.48	115.30
37	52	257	C	C5-C6-N1	5.29	123.65	121.00
1	A1	532	C	N3-C2-O2	-5.29	118.20	121.90
81	w3	56	A	C4-N9-C1'	5.29	135.82	126.30
1	A1	1395	C	O4'-C1'-N1	5.29	112.43	108.20
37	52	2851	G	C6-C5-N7	-5.29	127.23	130.40

Continued on next page...

Continued from previous page...

Mol	Chain	Res	Type	Atoms	Z	Observed(°)	Ideal(°)
37	52	1890	G	C4-C5-N7	5.29	112.92	110.80
1	A1	1453	C	N1-C2-O2	5.29	122.07	118.90
39	82	117	C	N3-C2-O2	-5.29	118.20	121.90
1	A1	1118	C	N1-C2-O2	5.28	122.07	118.90
1	A1	1256	G	C4-N9-C1'	5.28	133.36	126.50
60	Z3	14	LEU	CA-CB-CG	5.28	127.44	115.30
1	A1	1520	G	C6-C5-N7	-5.28	127.23	130.40
1	A1	142	C	N1-C2-O2	5.28	122.06	118.90
37	52	1084	C	C6-N1-C2	-5.27	118.19	120.30
39	82	42	G	C6-C5-N7	-5.27	127.24	130.40
37	52	4305	G	C4-N9-C1'	5.27	133.35	126.50
37	52	966	A	C5-N7-C8	-5.27	101.27	103.90
37	52	1636	U	C2-N1-C1'	5.27	124.02	117.70
37	52	1571	G	O4'-C1'-N9	5.27	112.41	108.20
37	52	1474	C	C6-N1-C2	-5.26	118.19	120.30
37	52	13	U	N3-C2-O2	-5.26	118.52	122.20
37	52	204	U	N1-C2-O2	5.26	126.48	122.80
1	A1	1858	G	C6-C5-N7	-5.26	127.25	130.40
39	82	121	G	C4-N9-C1'	5.26	133.34	126.50
37	52	2577	C	C5-C6-N1	5.26	123.63	121.00
37	52	986	C	N3-C2-O2	-5.25	118.23	121.90
37	52	1485	C	C2-N1-C1'	5.24	124.57	118.80
37	52	2598	A	N3-C4-N9	5.24	131.59	127.40
37	52	4165	C	C6-N1-C2	-5.24	118.20	120.30
37	52	149	A	C4-N9-C1'	5.24	135.72	126.30
37	52	168	C	N1-C2-O2	5.23	122.04	118.90
37	52	4119	C	C6-N1-C1'	-5.23	114.53	120.80
37	52	923	C	O5'-P-OP1	5.23	116.97	110.70
37	52	4871	C	N1-C2-O2	5.23	122.04	118.90
1	A1	1620	A	C4-N9-C1'	5.23	135.71	126.30
37	52	4440	G	C4-N9-C1'	5.22	133.29	126.50
1	A1	967	C	C6-N1-C2	-5.22	118.21	120.30
37	52	176	G	N3-C4-N9	-5.22	122.87	126.00
37	52	4527	G	N3-C4-N9	5.22	129.13	126.00
40	A3	29	LEU	CA-CB-CG	5.22	127.30	115.30
1	A1	1057	C	N3-C2-O2	-5.21	118.25	121.90
37	52	3600	G	N3-C4-N9	5.21	129.13	126.00
41	B3	214	ASP	CB-CG-OD1	5.21	122.99	118.30
37	52	2035	C	C6-N1-C2	-5.21	118.22	120.30
37	52	1481	C	C2-N1-C1'	5.21	124.53	118.80
37	52	1632	A	C4-N9-C1'	5.21	135.68	126.30
1	A1	1858	G	C8-N9-C1'	-5.21	120.23	127.00

Continued on next page...

Continued from previous page...

Mol	Chain	Res	Type	Atoms	Z	Observed(°)	Ideal(°)
1	A1	853	C	N1-C2-O2	5.21	122.02	118.90
1	A1	1116	C	N1-C2-O2	5.21	122.02	118.90
37	52	1805	A	C4-C5-C6	5.21	119.60	117.00
37	52	1211	G	P-O3'-C3'	5.21	125.95	119.70
37	52	2019	C	C2-N1-C1'	5.21	124.53	118.80
1	A1	1074	C	C6-N1-C2	-5.20	118.22	120.30
37	52	2753	G	O3'-P-O5'	5.20	113.89	104.00
37	52	2750	G	C4-C5-N7	5.20	112.88	110.80
37	52	4948	C	O4'-C1'-N1	5.20	112.36	108.20
37	52	1556	C	C6-N1-C2	-5.20	118.22	120.30
37	52	4303	C	N3-C2-O2	-5.20	118.26	121.90
37	52	4173	G	C5-C6-O6	-5.19	125.48	128.60
1	A1	791	C	C6-N1-C2	-5.19	118.22	120.30
1	A1	1130	G	C2-N3-C4	5.19	114.49	111.90
37	52	2528	G	N3-C4-C5	-5.19	126.01	128.60
1	A1	915	G	O4'-C1'-N9	5.18	112.35	108.20
37	52	2021	G	N9-C1'-C2'	5.18	120.74	114.00
1	A1	369	C	C6-N1-C2	-5.18	118.23	120.30
80	23	30	G	C8-N9-C1'	-5.18	120.26	127.00
37	52	30	C	C5-C6-N1	5.18	123.59	121.00
1	A1	688	U	OP2-P-O3'	5.18	116.59	105.20
1	A1	1751	C	C6-N1-C2	-5.17	118.23	120.30
37	52	1912	G	C8-N9-C1'	-5.17	120.28	127.00
37	52	2627	C	C6-N1-C2	-5.17	118.23	120.30
37	52	2750	G	N7-C8-N9	5.17	115.69	113.10
1	A1	870	A	OP2-P-O3'	5.17	116.57	105.20
1	A1	937	C	C6-N1-C2	-5.17	118.23	120.30
37	52	1467	C	C5-C6-N1	5.17	123.58	121.00
37	52	453	G	N3-C4-N9	5.17	129.10	126.00
1	A1	958	G	O4'-C1'-N9	5.16	112.33	108.20
1	A1	1333	U	N1-C2-O2	5.16	126.42	122.80
37	52	294	G	N3-C4-C5	-5.16	126.02	128.60
37	52	4774	C	N1-C2-O2	5.16	122.00	118.90
3	C1	34	LYS	C-N-CA	5.16	134.59	121.70
37	52	2502	A	P-O3'-C3'	5.16	125.89	119.70
37	52	2097	A	C4-N9-C1'	5.15	135.58	126.30
37	52	2726	G	C8-N9-C1'	-5.15	120.30	127.00
1	A1	1364	U	N3-C2-O2	-5.15	118.59	122.20
37	52	2596	G	N1-C2-N2	-5.15	111.56	116.20
37	52	3809	G	C8-N9-C1'	-5.15	120.30	127.00
37	52	3938	G	C8-N9-C4	5.15	108.46	106.40
37	52	4201	G	C4-N9-C1'	5.15	133.20	126.50

Continued on next page...

Continued from previous page...

Mol	Chain	Res	Type	Atoms	Z	Observed(°)	Ideal(°)
37	52	2787	A	N3-C4-N9	5.15	131.52	127.40
37	52	4527	G	N3-C4-C5	-5.15	126.03	128.60
37	52	4880	C	N1-C2-O2	5.15	121.99	118.90
60	Z3	51	ARG	CD-NE-CZ	5.14	130.80	123.60
1	A1	1097	G	C4-N9-C1'	5.14	133.18	126.50
37	52	1774	C	C6-N1-C2	-5.14	118.24	120.30
37	52	13	U	N1-C2-O2	5.14	126.40	122.80
1	A1	1636	G	C6-C5-N7	-5.14	127.32	130.40
37	52	2838	G	C4-N9-C1'	5.14	133.18	126.50
37	52	1485	C	N3-C2-O2	-5.13	118.31	121.90
37	52	495	C	C6-N1-C2	-5.13	118.25	120.30
37	52	1899	G	C4-N9-C1'	5.13	133.17	126.50
1	A1	1139	C	N1-C2-O2	5.13	121.98	118.90
37	52	3842	C	N3-C2-O2	-5.13	118.31	121.90
38	72	5	A	N3-C4-C5	5.13	130.39	126.80
37	52	1286	C	C6-N1-C2	-5.13	118.25	120.30
37	52	3939	G	P-O3'-C3'	5.13	125.85	119.70
41	B3	17	LEU	CA-CB-CG	5.13	127.09	115.30
37	52	2441	C	C5-C6-N1	5.12	123.56	121.00
1	A1	1300	U	C2-N1-C1'	5.12	123.84	117.70
37	52	1202	C	C6-N1-C2	-5.12	118.25	120.30
37	52	2740	U	C2-N1-C1'	5.12	123.84	117.70
37	52	4232	U	OP2-P-O3'	5.12	116.45	105.20
83	G3	104	LEU	CA-CB-CG	5.12	127.07	115.30
37	52	2709	C	C6-N1-C2	-5.11	118.25	120.30
37	52	1106	A	P-O3'-C3'	5.11	125.83	119.70
37	52	1517	G	N3-C4-N9	5.11	129.06	126.00
40	A3	125	LYS	C-N-CA	5.10	134.46	121.70
37	52	1070	G	N3-C4-N9	5.10	129.06	126.00
37	52	1929	A	C2-N3-C4	5.10	113.15	110.60
37	52	4454	G	C8-N9-C1'	-5.10	120.37	127.00
37	52	4423	U	N1-C2-O2	5.10	126.37	122.80
1	A1	538	U	N3-C2-O2	-5.09	118.63	122.20
37	52	4173	G	N1-C6-O6	5.09	122.96	119.90
38	72	1	G	C2-N3-C4	5.09	114.45	111.90
37	52	266	C	O5'-P-OP2	-5.08	101.12	105.70
1	A1	887	U	C5-C6-N1	5.08	125.24	122.70
37	52	1853	G	C8-N9-C1'	-5.08	120.40	127.00
37	52	3810	C	C2-N3-C4	5.08	122.44	119.90
37	52	4158	C	O5'-P-OP1	-5.08	101.13	105.70
37	52	385	A	OP1-P-O3'	5.08	116.37	105.20
37	52	486	C	C5-C6-N1	5.08	123.54	121.00

Continued on next page...

Continued from previous page...

Mol	Chain	Res	Type	Atoms	Z	Observed(°)	Ideal(°)
37	52	3661	G	O4'-C1'-N9	-5.08	104.14	108.20
37	52	3673	C	N1-C2-O2	5.08	121.94	118.90
37	52	4078	C	C6-N1-C2	-5.07	118.27	120.30
37	52	3888	G	C8-N9-C4	-5.06	104.37	106.40
37	52	2295	C	C6-N1-C2	-5.06	118.28	120.30
38	72	67	C	C6-N1-C2	-5.06	118.28	120.30
1	A1	465	A	OP2-P-O3'	5.06	116.33	105.20
37	52	4929	C	C6-N1-C2	-5.06	118.28	120.30
37	52	4719	G	OP1-P-O3'	5.05	116.32	105.20
37	52	3685	C	C6-N1-C2	-5.05	118.28	120.30
37	52	498	C	OP2-P-O3'	5.05	116.30	105.20
38	72	120	U	C5-C6-N1	5.04	125.22	122.70
42	C3	289	LEU	CA-CB-CG	5.04	126.89	115.30
37	52	1577	G	C8-N9-C1'	-5.04	120.45	127.00
37	52	236	G	N1-C2-N3	5.04	126.92	123.90
37	52	934	C	N1-C2-O2	5.04	121.92	118.90
55	U3	80	LYS	CD-CE-NZ	5.04	123.28	111.70
67	g3	43	LYS	C-N-CA	5.03	134.28	121.70
1	A1	1016	U	N3-C2-O2	-5.03	118.68	122.20
37	52	729	G	N3-C4-N9	5.03	129.02	126.00
37	52	4774	C	N3-C2-O2	-5.03	118.38	121.90
38	72	36	C	C6-N1-C2	-5.03	118.29	120.30
39	82	38	U	N3-C2-O2	-5.03	118.68	122.20
37	52	515	C	C6-N1-C2	-5.03	118.29	120.30
37	52	449	C	OP2-P-O3'	5.02	116.25	105.20
37	52	3876	A	OP2-P-O3'	5.02	116.25	105.20
37	52	1286	C	N3-C2-O2	-5.02	118.39	121.90
37	52	1674	C	N3-C2-O2	-5.02	118.39	121.90
37	52	2504	C	C5-C6-N1	5.02	123.51	121.00
37	52	4879	C	C6-N1-C2	-5.02	118.29	120.30
81	w3	37	A	N7-C8-N9	5.02	116.31	113.80
37	52	4123	C	N3-C4-C5	-5.02	119.89	121.90
1	A1	659	G	C8-N9-C1'	-5.01	120.48	127.00
1	A1	1139	C	C6-N1-C2	-5.01	118.30	120.30
37	52	294	G	C8-N9-C1'	-5.01	120.48	127.00
37	52	1305	C	N1-C2-O2	5.01	121.91	118.90
40	A3	117	GLU	N-CA-C	5.01	124.53	111.00
6	F1	73	ASP	CB-CG-OD1	5.01	122.81	118.30
37	52	2008	U	N3-C2-O2	-5.01	118.69	122.20
37	52	4272	G	N3-C4-C5	-5.01	126.09	128.60
38	72	113	G	C8-N9-C1'	-5.01	120.49	127.00
37	52	1082	C	N1-C2-O2	5.01	121.91	118.90

Continued on next page...

Continued from previous page...

Mol	Chain	Res	Type	Atoms	Z	Observed(°)	Ideal(°)
1	A1	293	C	C2-N1-C1'	5.00	124.30	118.80
37	52	1663	C	C5-C6-N1	5.00	123.50	121.00

There are no chirality outliers.

All (51) planarity outliers are listed below:

Mol	Chain	Res	Type	Group
40	A3	116	LEU	Peptide
40	A3	117	GLU	Peptide
40	A3	168	VAL	Peptide
40	A3	170	ALA	Peptide
40	A3	94	ALA	Peptide
2	B1	42	LYS	Peptide
42	C3	339	THR	Peptide
83	G3	157	PRO	Peptide
83	G3	186	PRO	Peptide
83	G3	214	VAL	Peptide
85	I3	204	GLY	Peptide
47	M3	69	ARG	Peptide
14	N1	37	GLU	Peptide
48	N3	76	PRO	Peptide
48	N3	78	GLY	Peptide
16	P1	21	VAL	Peptide
17	Q1	17	TYR	Peptide
17	Q1	37	TYR	Peptide
52	R3	106	LEU	Peptide
52	R3	113	LYS	Peptide
52	R3	123	LEU	Peptide
52	R3	129	GLY	Peptide
52	R3	83	GLY	Peptide
53	S3	68	PHE	Peptide
55	U3	86	LEU	Peptide
57	W3	85	ALA	Peptide
25	Y1	61	GLN	Peptide
60	Z3	18	TYR	Peptide
60	Z3	79	HIS	Peptide
60	Z3	92	ASP	Peptide
63	c3	87	LYS	Peptide
67	g3	2	VAL	Peptide
67	g3	4	ARG	Sidechain
67	g3	43	LYS	Mainchain
67	g3	44	SER	Peptide

Continued on next page...

Continued from previous page...

Mol	Chain	Res	Type	Group
67	g3	73	HIS	Peptide
67	g3	93	ARG	Peptide
67	g3	94	ALA	Peptide
67	g3	99	GLU	Peptide
35	j1	315	GLY	Peptide
36	k1	364	ILE	Peptide
71	k3	43	TYR	Peptide
76	p3	50	ARG	Peptide
76	p3	52	VAL	Peptide
78	s3	33	ASP	Peptide
78	s3	72	ASN	Peptide
78	s3	81	HIS	Peptide
78	s3	86	VAL	Peptide
79	t3	53	TRP	Peptide
87	u3	209	THR	Peptide
87	u3	60	ARG	Peptide

5.2 Too-close contacts [i](#)

Due to software issues we are unable to calculate clashes - this section is therefore empty.

5.3 Torsion angles [i](#)

5.3.1 Protein backbone [i](#)

In the following table, the Percentiles column shows the percent Ramachandran outliers of the chain as a percentile score with respect to all PDB entries followed by that with respect to all EM entries.

The Analysed column shows the number of residues for which the backbone conformation was analysed, and the total number of residues.

Mol	Chain	Analysed	Favoured	Allowed	Outliers	Percentiles	
2	B1	215/295 (73%)	199 (93%)	16 (7%)	0	100	100
3	C1	211/264 (80%)	191 (90%)	20 (10%)	0	100	100
4	D1	219/293 (75%)	206 (94%)	13 (6%)	0	100	100
5	E1	226/243 (93%)	211 (93%)	15 (7%)	0	100	100
6	F1	260/263 (99%)	226 (87%)	34 (13%)	0	100	100
7	G1	181/204 (89%)	167 (92%)	14 (8%)	0	100	100

Continued on next page...

Continued from previous page...

Mol	Chain	Analysed	Favoured	Allowed	Outliers	Percentiles	
8	H1	235/249 (94%)	218 (93%)	17 (7%)	0	100	100
9	I1	181/194 (93%)	165 (91%)	16 (9%)	0	100	100
10	J1	204/208 (98%)	184 (90%)	20 (10%)	0	100	100
11	K1	183/194 (94%)	173 (94%)	10 (6%)	0	100	100
12	L1	94/165 (57%)	83 (88%)	11 (12%)	0	100	100
13	M1	139/158 (88%)	128 (92%)	11 (8%)	0	100	100
14	N1	115/132 (87%)	101 (88%)	14 (12%)	0	100	100
15	O1	147/151 (97%)	139 (95%)	8 (5%)	0	100	100
16	P1	134/168 (80%)	123 (92%)	11 (8%)	0	100	100
17	Q1	118/145 (81%)	106 (90%)	12 (10%)	0	100	100
18	R1	140/146 (96%)	126 (90%)	14 (10%)	0	100	100
19	S1	130/135 (96%)	122 (94%)	8 (6%)	0	100	100
20	T1	142/152 (93%)	129 (91%)	13 (9%)	0	100	100
21	U1	139/145 (96%)	128 (92%)	11 (8%)	0	100	100
22	V1	98/119 (82%)	94 (96%)	4 (4%)	0	100	100
23	W1	81/83 (98%)	72 (89%)	9 (11%)	0	100	100
24	X1	127/130 (98%)	119 (94%)	8 (6%)	0	100	100
25	Y1	139/143 (97%)	124 (89%)	14 (10%)	1 (1%)	22	60
26	Z1	122/130 (94%)	109 (89%)	13 (11%)	0	100	100
27	a1	73/125 (58%)	65 (89%)	8 (11%)	0	100	100
28	b1	99/115 (86%)	92 (93%)	7 (7%)	0	100	100
29	c1	81/84 (96%)	74 (91%)	7 (9%)	0	100	100
30	d1	60/69 (87%)	57 (95%)	3 (5%)	0	100	100
31	e1	53/56 (95%)	50 (94%)	3 (6%)	0	100	100
32	f1	53/133 (40%)	49 (92%)	4 (8%)	0	100	100
33	g1	66/156 (42%)	58 (88%)	8 (12%)	0	100	100
34	h1	311/317 (98%)	268 (86%)	43 (14%)	0	100	100
35	j1	417/439 (95%)	388 (93%)	29 (7%)	0	100	100
36	k1	571/599 (95%)	517 (90%)	54 (10%)	0	100	100
40	A3	246/257 (96%)	185 (75%)	54 (22%)	7 (3%)	5	34
41	B3	392/403 (97%)	355 (91%)	37 (9%)	0	100	100

Continued on next page...

Continued from previous page...

Mol	Chain	Analysed	Favoured	Allowed	Outliers	Percentiles	
42	C3	360/425 (85%)	325 (90%)	35 (10%)	0	100	100
43	E3	208/291 (72%)	191 (92%)	17 (8%)	0	100	100
44	F3	223/247 (90%)	204 (92%)	19 (8%)	0	100	100
45	H3	188/192 (98%)	174 (93%)	13 (7%)	1 (0%)	29	67
46	L3	208/211 (99%)	194 (93%)	12 (6%)	2 (1%)	15	52
47	M3	136/218 (62%)	121 (89%)	15 (11%)	0	100	100
48	N3	201/204 (98%)	181 (90%)	20 (10%)	0	100	100
49	O3	197/203 (97%)	185 (94%)	12 (6%)	0	100	100
50	P3	151/184 (82%)	143 (95%)	8 (5%)	0	100	100
51	Q3	185/188 (98%)	167 (90%)	18 (10%)	0	100	100
52	R3	178/196 (91%)	161 (90%)	17 (10%)	0	100	100
53	S3	174/176 (99%)	154 (88%)	20 (12%)	0	100	100
54	T3	157/160 (98%)	144 (92%)	12 (8%)	1 (1%)	25	63
55	U3	97/128 (76%)	79 (81%)	18 (19%)	0	100	100
56	V3	129/140 (92%)	119 (92%)	10 (8%)	0	100	100
57	W3	102/157 (65%)	92 (90%)	10 (10%)	0	100	100
58	X3	116/156 (74%)	109 (94%)	7 (6%)	0	100	100
59	Y3	132/145 (91%)	120 (91%)	12 (9%)	0	100	100
60	Z3	133/136 (98%)	105 (79%)	25 (19%)	3 (2%)	6	38
61	a3	145/148 (98%)	134 (92%)	11 (8%)	0	100	100
62	b3	100/226 (44%)	94 (94%)	6 (6%)	0	100	100
63	c3	96/115 (84%)	82 (85%)	14 (15%)	0	100	100
64	d3	105/125 (84%)	90 (86%)	15 (14%)	0	100	100
65	e3	126/135 (93%)	115 (91%)	11 (9%)	0	100	100
66	f3	107/110 (97%)	96 (90%)	11 (10%)	0	100	100
67	g3	112/117 (96%)	98 (88%)	13 (12%)	1 (1%)	17	54
68	h3	120/123 (98%)	113 (94%)	7 (6%)	0	100	100
69	i3	100/105 (95%)	96 (96%)	4 (4%)	0	100	100
70	j3	84/97 (87%)	75 (89%)	9 (11%)	0	100	100
71	k3	67/70 (96%)	59 (88%)	8 (12%)	0	100	100
72	l3	48/51 (94%)	41 (85%)	7 (15%)	0	100	100

Continued on next page...

Continued from previous page...

Mol	Chain	Analysed	Favoured	Allowed	Outliers	Percentiles	
73	m3	50/102 (49%)	48 (96%)	2 (4%)	0	100	100
74	n3	23/25 (92%)	23 (100%)	0	0	100	100
75	o3	102/106 (96%)	96 (94%)	6 (6%)	0	100	100
76	p3	89/92 (97%)	77 (86%)	12 (14%)	0	100	100
77	r3	122/137 (89%)	110 (90%)	12 (10%)	0	100	100
78	s3	194/318 (61%)	156 (80%)	37 (19%)	1 (0%)	29	67
79	t3	151/165 (92%)	126 (83%)	25 (17%)	0	100	100
82	J3	168/178 (94%)	158 (94%)	10 (6%)	0	100	100
83	G3	229/319 (72%)	195 (85%)	34 (15%)	0	100	100
84	D3	291/297 (98%)	253 (87%)	38 (13%)	0	100	100
85	I3	201/214 (94%)	167 (83%)	33 (16%)	1 (0%)	29	67
86	1	20/22 (91%)	11 (55%)	4 (20%)	5 (25%)	0	1
87	u3	215/217 (99%)	183 (85%)	30 (14%)	2 (1%)	17	54
All	All	12742/14633 (87%)	11465 (90%)	1252 (10%)	25 (0%)	50	79

All (25) Ramachandran outliers are listed below:

Mol	Chain	Res	Type
40	A3	116	LEU
40	A3	118	GLU
40	A3	126	LEU
46	L3	64	VAL
60	Z3	73	LYS
86	1	15	ALA
87	u3	101	LYS
40	A3	169	VAL
78	s3	34	ASN
86	1	7	ALA
87	u3	210	MET
46	L3	63	THR
60	Z3	75	TYR
67	g3	44	SER
86	1	13	ALA
86	1	14	ALA
40	A3	117	GLU
86	1	8	ALA
40	A3	125	LYS

Continued on next page...

Continued from previous page...

Mol	Chain	Res	Type
45	H3	108	ASN
40	A3	150	LEU
25	Y1	62	PRO
85	I3	205	PRO
54	T3	82	GLY
60	Z3	90	PRO

5.3.2 Protein sidechains [i](#)

In the following table, the Percentiles column shows the percent sidechain outliers of the chain as a percentile score with respect to all PDB entries followed by that with respect to all EM entries.

The Analysed column shows the number of residues for which the sidechain conformation was analysed, and the total number of residues.

Mol	Chain	Analysed	Rotameric	Outliers	Percentiles	
2	B1	180/245 (74%)	177 (98%)	3 (2%)	60	78
3	C1	194/231 (84%)	191 (98%)	3 (2%)	65	80
4	D1	187/225 (83%)	186 (100%)	1 (0%)	88	93
5	E1	190/202 (94%)	186 (98%)	4 (2%)	53	73
6	F1	224/225 (100%)	223 (100%)	1 (0%)	91	94
7	G1	158/170 (93%)	156 (99%)	2 (1%)	69	82
8	H1	207/218 (95%)	205 (99%)	2 (1%)	76	86
9	I1	165/174 (95%)	165 (100%)	0	100	100
10	J1	178/180 (99%)	174 (98%)	4 (2%)	52	71
11	K1	161/168 (96%)	157 (98%)	4 (2%)	47	69
12	L1	87/136 (64%)	85 (98%)	2 (2%)	50	71
13	M1	130/142 (92%)	128 (98%)	2 (2%)	65	80
14	N1	99/108 (92%)	98 (99%)	1 (1%)	76	86
15	O1	130/131 (99%)	128 (98%)	2 (2%)	65	80
16	P1	106/130 (82%)	104 (98%)	2 (2%)	57	75
17	Q1	109/130 (84%)	108 (99%)	1 (1%)	78	87
18	R1	117/121 (97%)	115 (98%)	2 (2%)	60	78
19	S1	119/121 (98%)	119 (100%)	0	100	100
20	T1	125/132 (95%)	124 (99%)	1 (1%)	81	89

Continued on next page...

Continued from previous page...

Mol	Chain	Analysed	Rotameric	Outliers	Percentiles	
21	U1	111/115 (96%)	110 (99%)	1 (1%)	78	87
22	V1	92/107 (86%)	90 (98%)	2 (2%)	52	71
23	W1	67/67 (100%)	66 (98%)	1 (2%)	65	80
24	X1	112/113 (99%)	112 (100%)	0	100	100
25	Y1	113/115 (98%)	113 (100%)	0	100	100
26	Z1	107/112 (96%)	106 (99%)	1 (1%)	78	87
27	a1	66/103 (64%)	66 (100%)	0	100	100
28	b1	88/98 (90%)	88 (100%)	0	100	100
29	c1	75/76 (99%)	74 (99%)	1 (1%)	69	82
30	d1	55/62 (89%)	55 (100%)	0	100	100
31	e1	48/49 (98%)	48 (100%)	0	100	100
32	f1	46/106 (43%)	44 (96%)	2 (4%)	29	57
33	g1	61/140 (44%)	60 (98%)	1 (2%)	62	79
34	h1	272/275 (99%)	269 (99%)	3 (1%)	73	84
35	j1	361/377 (96%)	356 (99%)	5 (1%)	67	81
36	k1	509/526 (97%)	505 (99%)	4 (1%)	81	89
40	A3	190/199 (96%)	185 (97%)	5 (3%)	46	68
41	B3	342/348 (98%)	340 (99%)	2 (1%)	86	91
42	C3	302/347 (87%)	295 (98%)	7 (2%)	50	71
43	E3	190/251 (76%)	188 (99%)	2 (1%)	73	84
44	F3	196/215 (91%)	194 (99%)	2 (1%)	76	86
45	H3	169/171 (99%)	164 (97%)	5 (3%)	41	64
46	L3	175/176 (99%)	174 (99%)	1 (1%)	86	91
47	M3	117/161 (73%)	117 (100%)	0	100	100
48	N3	171/172 (99%)	168 (98%)	3 (2%)	59	77
49	O3	171/173 (99%)	169 (99%)	2 (1%)	71	83
50	P3	134/163 (82%)	133 (99%)	1 (1%)	84	90
51	Q3	164/165 (99%)	161 (98%)	3 (2%)	59	77
52	R3	159/175 (91%)	154 (97%)	5 (3%)	40	64
53	S3	157/157 (100%)	157 (100%)	0	100	100
54	T3	139/140 (99%)	137 (99%)	2 (1%)	67	81

Continued on next page...

Continued from previous page...

Mol	Chain	Analysed	Rotameric	Outliers	Percentiles	
55	U3	89/114 (78%)	87 (98%)	2 (2%)	52	71
56	V3	101/107 (94%)	99 (98%)	2 (2%)	55	74
57	W3	86/126 (68%)	85 (99%)	1 (1%)	71	83
58	X3	106/134 (79%)	106 (100%)	0	100	100
59	Y3	124/135 (92%)	122 (98%)	2 (2%)	62	79
60	Z3	117/118 (99%)	115 (98%)	2 (2%)	60	78
61	a3	119/120 (99%)	118 (99%)	1 (1%)	81	89
62	b3	84/172 (49%)	83 (99%)	1 (1%)	71	83
63	c3	84/98 (86%)	84 (100%)	0	100	100
64	d3	98/110 (89%)	96 (98%)	2 (2%)	55	74
65	e3	114/121 (94%)	114 (100%)	0	100	100
66	f3	88/89 (99%)	88 (100%)	0	100	100
67	g3	98/100 (98%)	96 (98%)	2 (2%)	55	74
68	h3	109/110 (99%)	109 (100%)	0	100	100
69	i3	86/89 (97%)	85 (99%)	1 (1%)	71	83
70	j3	73/80 (91%)	72 (99%)	1 (1%)	67	81
71	k3	64/65 (98%)	63 (98%)	1 (2%)	62	79
72	l3	47/48 (98%)	47 (100%)	0	100	100
73	m3	48/90 (53%)	47 (98%)	1 (2%)	53	73
74	n3	24/24 (100%)	24 (100%)	0	100	100
75	o3	92/94 (98%)	91 (99%)	1 (1%)	73	84
76	p3	74/75 (99%)	73 (99%)	1 (1%)	67	81
77	r3	108/121 (89%)	106 (98%)	2 (2%)	57	75
78	s3	164/258 (64%)	162 (99%)	2 (1%)	71	83
79	t3	126/137 (92%)	126 (100%)	0	100	100
82	J3	143/149 (96%)	143 (100%)	0	100	100
83	G3	200/272 (74%)	191 (96%)	9 (4%)	27	56
84	D3	247/250 (99%)	240 (97%)	7 (3%)	43	66
85	I3	175/181 (97%)	167 (95%)	8 (5%)	27	55
87	u3	195/196 (100%)	191 (98%)	4 (2%)	53	73
All	All	11108/12426 (89%)	10957 (99%)	151 (1%)	68	81

All (151) residues with a non-rotameric sidechain are listed below:

Mol	Chain	Res	Type
2	B1	50	ASN
2	B1	117	ARG
2	B1	186	ARG
3	C1	40	ASN
3	C1	147	ASN
3	C1	213	ARG
4	D1	167	ARG
5	E1	22	ASN
5	E1	76	ARG
5	E1	94	ARG
5	E1	227	LYS
6	F1	232	ASN
7	G1	81	ARG
7	G1	91	ARG
8	H1	31	ARG
8	H1	63	MET
10	J1	47	ARG
10	J1	84	ASN
10	J1	87	ASN
10	J1	99	ASN
11	K1	45	ARG
11	K1	70	ARG
11	K1	79	ARG
11	K1	136	ARG
12	L1	55	ARG
12	L1	96	ARG
13	M1	20	LYS
13	M1	97	ARG
14	N1	33	ARG
15	O1	19	ARG
15	O1	27	LYS
16	P1	146	ARG
16	P1	150	ARG
17	Q1	13	ARG
18	R1	41	MET
18	R1	85	ARG
20	T1	8	LYS
21	U1	62	ARG
22	V1	47	ASN
22	V1	79	ARG
23	W1	82	ASN
26	Z1	101	LYS

Continued on next page...

Continued from previous page...

Mol	Chain	Res	Type
29	c1	81	ARG
32	f1	99	LYS
32	f1	104	ARG
33	g1	138	ARG
34	h1	5	MET
34	h1	159	ASN
34	h1	178	ASN
35	j1	67	ASN
35	j1	121	ASN
35	j1	245	ARG
35	j1	265	ASN
35	j1	289	ARG
36	k1	190	ARG
36	k1	250	LYS
36	k1	321	ASN
36	k1	385	LYS
40	A3	101	VAL
40	A3	155	LYS
40	A3	193	ARG
40	A3	194	ASN
40	A3	242	ARG
41	B3	24	ARG
41	B3	261	ARG
42	C3	38	ASN
42	C3	95	MET
42	C3	100	ARG
42	C3	188	ARG
42	C3	223	ASN
42	C3	312	ARG
42	C3	321	ASN
43	E3	58	ARG
43	E3	164	ARG
44	F3	165	ARG
44	F3	205	ASN
45	H3	1	MET
45	H3	15	ASN
45	H3	102	ASN
45	H3	128	MET
45	H3	173	ARG
46	L3	42	ARG
48	N3	50	ARG
48	N3	96	ARG

Continued on next page...

Continued from previous page...

Mol	Chain	Res	Type
48	N3	162	ARG
49	O3	117	ARG
49	O3	140	ARG
50	P3	128	ARG
51	Q3	14	ARG
51	Q3	91	ARG
51	Q3	97	LYS
52	R3	36	ASN
52	R3	105	LEU
52	R3	110	ARG
52	R3	130	ASN
52	R3	133	LYS
54	T3	136	ARG
54	T3	146	LYS
55	U3	80	LYS
55	U3	81	ARG
56	V3	48	ARG
56	V3	85	ARG
57	W3	82	ILE
59	Y3	2	LYS
59	Y3	77	LYS
60	Z3	75	TYR
60	Z3	84	ARG
61	a3	4	ARG
62	b3	60	ASN
64	d3	18	ASN
64	d3	31	LYS
67	g3	14	ASN
67	g3	18	ASN
69	i3	29	ARG
70	j3	20	ARG
71	k3	36	VAL
73	m3	96	ARG
75	o3	82	MET
76	p3	84	ARG
77	r3	12	ASN
77	r3	67	ARG
78	s3	6	ARG
78	s3	200	ASN
83	G3	88	ARG
83	G3	106	ARG
83	G3	117	GLN

Continued on next page...

Continued from previous page...

Mol	Chain	Res	Type
83	G3	134	ASN
83	G3	166	ARG
83	G3	228	ARG
83	G3	280	ASN
83	G3	293	ASN
83	G3	308	LYS
84	D3	23	ARG
84	D3	33	ARG
84	D3	50	ARG
84	D3	143	THR
84	D3	220	LYS
84	D3	242	LYS
84	D3	293	ARG
85	I3	3	ARG
85	I3	10	ARG
85	I3	39	LYS
85	I3	100	ASN
85	I3	102	MET
85	I3	162	ARG
85	I3	164	LYS
85	I3	175	LYS
87	u3	156	LYS
87	u3	159	MET
87	u3	188	ASN
87	u3	212	LYS

Sometimes sidechains can be flipped to improve hydrogen bonding and reduce clashes. All (99) such sidechains are listed below:

Mol	Chain	Res	Type
2	B1	141	ASN
3	C1	40	ASN
3	C1	147	ASN
4	D1	113	GLN
5	E1	22	ASN
5	E1	165	ASN
6	F1	138	HIS
6	F1	142	HIS
6	F1	209	HIS
6	F1	232	ASN
7	G1	82	ASN
7	G1	114	ASN
8	H1	81	HIS

Continued on next page...

Continued from previous page...

Mol	Chain	Res	Type
8	H1	186	GLN
8	H1	202	ASN
9	I1	33	ASN
9	I1	186	ASN
10	J1	84	ASN
10	J1	87	ASN
10	J1	99	ASN
12	L1	7	ASN
13	M1	19	ASN
13	M1	106	HIS
14	N1	28	HIS
14	N1	82	ASN
15	O1	5	HIS
15	O1	105	ASN
16	P1	94	HIS
17	Q1	104	GLN
18	R1	97	GLN
20	T1	120	HIS
20	T1	135	HIS
22	V1	47	ASN
23	W1	33	GLN
24	X1	113	HIS
26	Z1	15	ASN
30	d1	26	GLN
30	d1	29	GLN
33	g1	111	ASN
33	g1	135	HIS
34	h1	133	ASN
34	h1	159	ASN
34	h1	178	ASN
35	j1	11	ASN
35	j1	67	ASN
35	j1	121	ASN
35	j1	380	ASN
36	k1	171	GLN
36	k1	251	GLN
36	k1	321	ASN
36	k1	381	ASN
36	k1	440	GLN
36	k1	520	HIS
40	A3	194	ASN
41	B3	179	HIS

Continued on next page...

Continued from previous page...

Mol	Chain	Res	Type
41	B3	245	HIS
42	C3	38	ASN
42	C3	245	HIS
42	C3	321	ASN
44	F3	38	GLN
44	F3	79	ASN
44	F3	205	ASN
45	H3	8	GLN
45	H3	15	ASN
45	H3	102	ASN
48	N3	199	GLN
49	O3	5	GLN
50	P3	25	HIS
50	P3	80	GLN
50	P3	120	ASN
52	R3	36	ASN
52	R3	130	ASN
52	R3	143	HIS
52	R3	178	GLN
53	S3	156	HIS
53	S3	163	HIS
54	T3	95	HIS
58	X3	93	ASN
58	X3	105	ASN
58	X3	111	GLN
64	d3	18	ASN
66	f3	65	ASN
66	f3	99	HIS
67	g3	14	ASN
67	g3	114	GLN
70	j3	76	HIS
77	r3	12	ASN
82	J3	104	ASN
83	G3	134	ASN
83	G3	280	ASN
83	G3	293	ASN
84	D3	195	HIS
84	D3	202	GLN
84	D3	222	GLN
84	D3	275	GLN
85	I3	95	HIS
85	I3	100	ASN

Continued on next page...

Continued from previous page...

Mol	Chain	Res	Type
87	u3	40	ASN
87	u3	188	ASN

5.3.3 RNA [i](#)

Mol	Chain	Analysed	Backbone Outliers	Pucker Outliers
1	A1	1709/1869 (91%)	474 (27%)	23 (1%)
37	52	3591/3634 (98%)	1136 (31%)	45 (1%)
38	72	119/120 (99%)	34 (28%)	0
39	82	149/156 (95%)	43 (28%)	0
80	23	74/76 (97%)	18 (24%)	0
81	w3	22/23 (95%)	10 (45%)	0
All	All	5664/5878 (96%)	1715 (30%)	68 (1%)

All (1715) RNA backbone outliers are listed below:

Mol	Chain	Res	Type
1	A1	2	A
1	A1	3	C
1	A1	5	U
1	A1	16	G
1	A1	17	C
1	A1	26	U
1	A1	33	G
1	A1	39	A
1	A1	41	G
1	A1	42	A
1	A1	44	U
1	A1	45	A
1	A1	46	A
1	A1	56	G
1	A1	58	C
1	A1	65	C
1	A1	67	C
1	A1	68	A
1	A1	72	C
1	A1	73	C
1	A1	74	G
1	A1	76	U
1	A1	79	A
1	A1	89	C

Continued on next page...

Continued from previous page...

Mol	Chain	Res	Type
1	A1	91	A
1	A1	95	G
1	A1	100	U
1	A1	101	U
1	A1	103	A
1	A1	111	A
1	A1	113	G
1	A1	115	U
1	A1	116	U
1	A1	124	U
1	A1	126	G
1	A1	127	C
1	A1	129	C
1	A1	130	G
1	A1	141	A
1	A1	143	U
1	A1	147	A
1	A1	153	G
1	A1	155	G
1	A1	162	C
1	A1	163	U
1	A1	167	G
1	A1	168	C
1	A1	170	A
1	A1	172	U
1	A1	178	C
1	A1	182	C
1	A1	183	G
1	A1	184	G
1	A1	187	G
1	A1	188	C
1	A1	189	U
1	A1	190	G
1	A1	191	A
1	A1	192	C
1	A1	202	G
1	A1	206	G
1	A1	209	A
1	A1	211	G
1	A1	213	G
1	A1	222	U
1	A1	227	U

Continued on next page...

Continued from previous page...

Mol	Chain	Res	Type
1	A1	228	C
1	A1	229	A
1	A1	230	A
1	A1	231	A
1	A1	233	C
1	A1	236	A
1	A1	238	C
1	A1	239	C
1	A1	240	G
1	A1	241	G
1	A1	242	U
1	A1	243	C
1	A1	281	C
1	A1	285	U
1	A1	292	A
1	A1	297	A
1	A1	306	C
1	A1	307	G
1	A1	308	G
1	A1	309	G
1	A1	312	G
1	A1	313	A
1	A1	314	U
1	A1	317	C
1	A1	318	A
1	A1	319	C
1	A1	322	C
1	A1	335	G
1	A1	339	A
1	A1	347	G
1	A1	350	C
1	A1	351	G
1	A1	354	U
1	A1	360	A
1	A1	361	U
1	A1	362	C
1	A1	364	A
1	A1	368	U
1	A1	382	C
1	A1	384	U
1	A1	385	G
1	A1	386	C

Continued on next page...

Continued from previous page...

Mol	Chain	Res	Type
1	A1	400	C
1	A1	407	G
1	A1	408	A
1	A1	409	C
1	A1	413	G
1	A1	417	C
1	A1	418	A
1	A1	422	U
1	A1	435	A
1	A1	441	C
1	A1	448	A
1	A1	449	A
1	A1	450	C
1	A1	452	G
1	A1	464	A
1	A1	465	A
1	A1	466	G
1	A1	472	C
1	A1	473	A
1	A1	474	G
1	A1	482	G
1	A1	485	A
1	A1	487	U
1	A1	492	C
1	A1	493	A
1	A1	495	U
1	A1	496	C
1	A1	501	C
1	A1	503	C
1	A1	516	A
1	A1	522	A
1	A1	525	A
1	A1	531	A
1	A1	532	C
1	A1	533	A
1	A1	536	A
1	A1	542	U
1	A1	544	G
1	A1	547	G
1	A1	548	C
1	A1	549	C
1	A1	550	C

Continued on next page...

Continued from previous page...

Mol	Chain	Res	Type
1	A1	551	U
1	A1	554	A
1	A1	555	A
1	A1	559	G
1	A1	560	A
1	A1	562	U
1	A1	563	G
1	A1	564	A
1	A1	565	G
1	A1	568	C
1	A1	582	U
1	A1	583	A
1	A1	588	G
1	A1	589	G
1	A1	590	A
1	A1	591	U
1	A1	593	C
1	A1	606	G
1	A1	608	C
1	A1	614	C
1	A1	615	C
1	A1	621	C
1	A1	622	C
1	A1	628	A
1	A1	629	A
1	A1	631	U
1	A1	637	U
1	A1	642	U
1	A1	643	A
1	A1	644	G
1	A1	658	U
1	A1	660	C
1	A1	664	A
1	A1	668	A
1	A1	669	A
1	A1	671	A
1	A1	672	A
1	A1	673	G
1	A1	675	U
1	A1	684	G
1	A1	688	U
1	A1	689	U

Continued on next page...

Continued from previous page...

Mol	Chain	Res	Type
1	A1	690	G
1	A1	747	U
1	A1	750	C
1	A1	752	G
1	A1	753	C
1	A1	790	C
1	A1	793	G
1	A1	797	C
1	A1	798	G
1	A1	799	U
1	A1	800	U
1	A1	811	A
1	A1	820	U
1	A1	821	G
1	A1	830	A
1	A1	834	C
1	A1	844	U
1	A1	847	A
1	A1	852	G
1	A1	867	G
1	A1	869	A
1	A1	870	A
1	A1	871	U
1	A1	872	A
1	A1	873	G
1	A1	874	G
1	A1	875	A
1	A1	876	C
1	A1	878	G
1	A1	879	C
1	A1	881	G
1	A1	886	A
1	A1	887	U
1	A1	888	U
1	A1	889	U
1	A1	890	U
1	A1	891	G
1	A1	892	U
1	A1	893	U
1	A1	895	G
1	A1	913	A
1	A1	914	U

Continued on next page...

Continued from previous page...

Mol	Chain	Res	Type
1	A1	917	U
1	A1	919	A
1	A1	920	A
1	A1	930	C
1	A1	933	G
1	A1	934	G
1	A1	943	U
1	A1	960	U
1	A1	966	U
1	A1	970	G
1	A1	971	G
1	A1	979	C
1	A1	985	G
1	A1	989	C
1	A1	990	A
1	A1	992	A
1	A1	997	A
1	A1	999	G
1	A1	1002	U
1	A1	1005	G
1	A1	1013	U
1	A1	1017	U
1	A1	1021	U
1	A1	1023	A
1	A1	1028	A
1	A1	1041	G
1	A1	1047	C
1	A1	1058	A
1	A1	1060	A
1	A1	1067	C
1	A1	1071	G
1	A1	1083	A
1	A1	1085	C
1	A1	1087	A
1	A1	1089	G
1	A1	1097	G
1	A1	1099	G
1	A1	1100	A
1	A1	1101	U
1	A1	1106	C
1	A1	1115	U
1	A1	1116	C

Continued on next page...

Continued from previous page...

Mol	Chain	Res	Type
1	A1	1117	C
1	A1	1118	C
1	A1	1123	C
1	A1	1126	G
1	A1	1131	G
1	A1	1138	C
1	A1	1139	C
1	A1	1144	A
1	A1	1145	A
1	A1	1149	A
1	A1	1150	A
1	A1	1153	C
1	A1	1154	U
1	A1	1155	U
1	A1	1170	A
1	A1	1171	G
1	A1	1175	G
1	A1	1178	U
1	A1	1194	A
1	A1	1195	A
1	A1	1200	A
1	A1	1207	G
1	A1	1212	G
1	A1	1215	C
1	A1	1216	C
1	A1	1221	G
1	A1	1230	C
1	A1	1241	A
1	A1	1242	U
1	A1	1246	A
1	A1	1251	A
1	A1	1253	A
1	A1	1254	C
1	A1	1256	G
1	A1	1257	G
1	A1	1258	A
1	A1	1266	C
1	A1	1274	G
1	A1	1275	G
1	A1	1282	A
1	A1	1284	A
1	A1	1285	G

Continued on next page...

Continued from previous page...

Mol	Chain	Res	Type
1	A1	1286	G
1	A1	1287	A
1	A1	1291	A
1	A1	1293	A
1	A1	1295	A
1	A1	1299	A
1	A1	1300	U
1	A1	1301	A
1	A1	1302	G
1	A1	1303	C
1	A1	1308	U
1	A1	1311	C
1	A1	1314	U
1	A1	1319	U
1	A1	1330	G
1	A1	1336	C
1	A1	1342	U
1	A1	1344	A
1	A1	1345	G
1	A1	1355	C
1	A1	1371	U
1	A1	1372	U
1	A1	1375	G
1	A1	1378	A
1	A1	1395	C
1	A1	1396	A
1	A1	1397	U
1	A1	1402	A
1	A1	1412	C
1	A1	1413	G
1	A1	1417	C
1	A1	1427	C
1	A1	1428	G
1	A1	1429	G
1	A1	1430	C
1	A1	1439	A
1	A1	1440	C
1	A1	1447	G
1	A1	1450	G
1	A1	1452	A
1	A1	1453	C
1	A1	1454	A

Continued on next page...

Continued from previous page...

Mol	Chain	Res	Type
1	A1	1461	G
1	A1	1462	U
1	A1	1463	U
1	A1	1464	C
1	A1	1466	G
1	A1	1471	C
1	A1	1476	A
1	A1	1477	U
1	A1	1480	A
1	A1	1486	A
1	A1	1487	A
1	A1	1489	A
1	A1	1490	G
1	A1	1496	U
1	A1	1498	A
1	A1	1501	C
1	A1	1502	C
1	A1	1521	C
1	A1	1522	A
1	A1	1523	C
1	A1	1532	C
1	A1	1533	A
1	A1	1535	U
1	A1	1536	G
1	A1	1545	A
1	A1	1548	G
1	A1	1552	G
1	A1	1553	C
1	A1	1554	C
1	A1	1555	U
1	A1	1556	A
1	A1	1557	C
1	A1	1558	C
1	A1	1567	G
1	A1	1570	G
1	A1	1574	C
1	A1	1579	A
1	A1	1580	A
1	A1	1585	U
1	A1	1586	U
1	A1	1588	A
1	A1	1591	C

Continued on next page...

Continued from previous page...

Mol	Chain	Res	Type
1	A1	1596	U
1	A1	1597	C
1	A1	1599	U
1	A1	1601	A
1	A1	1602	U
1	A1	1603	G
1	A1	1604	G
1	A1	1621	U
1	A1	1623	A
1	A1	1637	A
1	A1	1638	G
1	A1	1640	A
1	A1	1641	A
1	A1	1646	C
1	A1	1648	G
1	A1	1654	G
1	A1	1665	G
1	A1	1666	C
1	A1	1668	U
1	A1	1670	C
1	A1	1671	G
1	A1	1674	G
1	A1	1678	A
1	A1	1683	C
1	A1	1695	A
1	A1	1698	C
1	A1	1699	A
1	A1	1700	C
1	A1	1701	C
1	A1	1702	G
1	A1	1715	A
1	A1	1721	U
1	A1	1722	G
1	A1	1729	U
1	A1	1732	G
1	A1	1735	A
1	A1	1746	U
1	A1	1748	G
1	A1	1753	C
1	A1	1756	C
1	A1	1757	G
1	A1	1758	G

Continued on next page...

Continued from previous page...

Mol	Chain	Res	Type
1	A1	1759	G
1	A1	1777	G
1	A1	1778	C
1	A1	1781	A
1	A1	1783	C
1	A1	1792	G
1	A1	1800	A
1	A1	1816	G
1	A1	1821	U
1	A1	1823	A
1	A1	1824	A
1	A1	1825	A
1	A1	1826	G
1	A1	1831	A
1	A1	1834	A
1	A1	1836	G
1	A1	1838	U
1	A1	1839	U
1	A1	1840	U
1	A1	1844	U
1	A1	1845	A
1	A1	1849	G
1	A1	1851	A
1	A1	1852	C
1	A1	1861	G
1	A1	1862	G
1	A1	1863	A
1	A1	1864	U
1	A1	1865	C
1	A1	1869	A
37	52	5	A
37	52	6	C
37	52	8	U
37	52	9	C
37	52	10	A
37	52	13	U
37	52	18	C
37	52	21	G
37	52	25	A
37	52	30	C
37	52	39	A
37	52	42	A

Continued on next page...

Continued from previous page...

Mol	Chain	Res	Type
37	52	44	A
37	52	48	G
37	52	49	U
37	52	58	G
37	52	59	A
37	52	64	A
37	52	65	A
37	52	67	C
37	52	70	A
37	52	71	C
37	52	72	C
37	52	76	A
37	52	82	U
37	52	84	A
37	52	87	A
37	52	91	G
37	52	93	G
37	52	96	U
37	52	104	G
37	52	108	A
37	52	109	G
37	52	119	G
37	52	120	A
37	52	122	U
37	52	126	C
37	52	133	C
37	52	135	G
37	52	136	C
37	52	137	G
37	52	142	G
37	52	144	G
37	52	149	A
37	52	151	G
37	52	153	G
37	52	156	G
37	52	157	U
37	52	159	C
37	52	160	G
37	52	161	G
37	52	164	G
37	52	168	C
37	52	170	C

Continued on next page...

Continued from previous page...

Mol	Chain	Res	Type
37	52	172	C
37	52	173	C
37	52	174	C
37	52	179	G
37	52	181	C
37	52	182	G
37	52	197	A
37	52	200	U
37	52	201	C
37	52	214	G
37	52	216	C
37	52	217	C
37	52	220	C
37	52	224	U
37	52	225	G
37	52	232	G
37	52	233	U
37	52	234	G
37	52	236	G
37	52	246	G
37	52	262	G
37	52	265	C
37	52	266	C
37	52	276	C
37	52	277	G
37	52	280	G
37	52	294	G
37	52	297	U
37	52	306	A
37	52	308	G
37	52	309	C
37	52	310	G
37	52	315	G
37	52	316	U
37	52	321	U
37	52	322	C
37	52	323	C
37	52	334	A
37	52	340	C
37	52	341	G
37	52	345	C
37	52	346	G

Continued on next page...

Continued from previous page...

Mol	Chain	Res	Type
37	52	349	A
37	52	367	C
37	52	379	G
37	52	383	A
37	52	384	A
37	52	387	G
37	52	390	C
37	52	395	A
37	52	396	A
37	52	410	A
37	52	412	G
37	52	413	G
37	52	417	G
37	52	440	U
37	52	446	C
37	52	448	G
37	52	449	C
37	52	450	G
37	52	452	A
37	52	453	G
37	52	454	U
37	52	455	C
37	52	463	A
37	52	465	G
37	52	467	U
37	52	468	U
37	52	474	C
37	52	475	G
37	52	481	G
37	52	481(A)	C
37	52	482	G
37	52	483	G
37	52	484	U
37	52	485	C
37	52	486	C
37	52	487	G
37	52	490	C
37	52	491	G
37	52	492	U
37	52	493	G
37	52	495	C
37	52	498	C

Continued on next page...

Continued from previous page...

Mol	Chain	Res	Type
37	52	499	G
37	52	505	G
37	52	506	C
37	52	510	U
37	52	516	C
37	52	641	G
37	52	642	G
37	52	661	C
37	52	666	G
37	52	667	A
37	52	669	C
37	52	670	G
37	52	674	G
37	52	676	C
37	52	685	C
37	52	686	A
37	52	688	U
37	52	691	C
37	52	696	C
37	52	697	G
37	52	700	G
37	52	704	C
37	52	705	G
37	52	719	C
37	52	722	G
37	52	729	G
37	52	730	G
37	52	731	G
37	52	733	A
37	52	738	C
37	52	743	G
37	52	747	A
37	52	749	G
37	52	750	U
37	52	751	G
37	52	758	G
37	52	760	G
37	52	905	C
37	52	908	G
37	52	913	U
37	52	914	U
37	52	915	A

Continued on next page...

Continued from previous page...

Mol	Chain	Res	Type
37	52	917	A
37	52	922(B)	C
37	52	923	C
37	52	925	C
37	52	926	G
37	52	929	A
37	52	930	G
37	52	931	C
37	52	932	A
37	52	933	G
37	52	934	C
37	52	935	A
37	52	935(A)	G
37	52	941	C
37	52	944	A
37	52	945	U
37	52	946	C
37	52	951	G
37	52	955	G
37	52	956	A
37	52	959	G
37	52	960	A
37	52	961	G
37	52	962	C
37	52	965	G
37	52	966	A
37	52	967	C
37	52	968	C
37	52	969	C
37	52	972	C
37	52	978	G
37	52	983	C
37	52	985	C
37	52	990	C
37	52	1070	G
37	52	1071	C
37	52	1072	C
37	52	1073	G
37	52	1074	G
37	52	1077	C
37	52	1082	C
37	52	1090	G

Continued on next page...

Continued from previous page...

Mol	Chain	Res	Type
37	52	1101	C
37	52	1104	C
37	52	1107	C
37	52	1108	C
37	52	1163	G
37	52	1164	G
37	52	1165	G
37	52	1166	G
37	52	1167	C
37	52	1181	C
37	52	1183	C
37	52	1196	G
37	52	1199	G
37	52	1201	U
37	52	1203	G
37	52	1205	G
37	52	1211	G
37	52	1212	G
37	52	1214	C
37	52	1215	C
37	52	1216	C
37	52	1219	G
37	52	1221	G
37	52	1235	G
37	52	1236	C
37	52	1237	C
37	52	1238	A
37	52	1239	C
37	52	1246	G
37	52	1272	C
37	52	1273	G
37	52	1276	C
37	52	1279	A
37	52	1281	G
37	52	1284	G
37	52	1287	G
37	52	1292	C
37	52	1293	G
37	52	1295	U
37	52	1296	G
37	52	1299	G
37	52	1300	G

Continued on next page...

Continued from previous page...

Mol	Chain	Res	Type
37	52	1301	C
37	52	1303	A
37	52	1309	C
37	52	1318	C
37	52	1321	G
37	52	1326	A
37	52	1330	A
37	52	1338	G
37	52	1341	U
37	52	1352	C
37	52	1353	G
37	52	1354	A
37	52	1356	U
37	52	1358	G
37	52	1359	G
37	52	1360	G
37	52	1361	G
37	52	1362	G
37	52	1371	A
37	52	1372	A
37	52	1373	A
37	52	1377	G
37	52	1378	C
37	52	1379	C
37	52	1387	A
37	52	1389	U
37	52	1391	A
37	52	1394	G
37	52	1396	G
37	52	1397	A
37	52	1398	A
37	52	1399	G
37	52	1400	G
37	52	1405	C
37	52	1406	G
37	52	1420	A
37	52	1425	G
37	52	1429	C
37	52	1434	G
37	52	1436	C
37	52	1437	C
37	52	1438	U

Continued on next page...

Continued from previous page...

Mol	Chain	Res	Type
37	52	1445	U
37	52	1446	C
37	52	1453	G
37	52	1454	G
37	52	1456	C
37	52	1457	G
37	52	1459	A
37	52	1466	G
37	52	1468	C
37	52	1475	G
37	52	1478	C
37	52	1481	C
37	52	1482	G
37	52	1483	C
37	52	1484	G
37	52	1491	A
37	52	1493	G
37	52	1497	A
37	52	1498	G
37	52	1501	C
37	52	1502	G
37	52	1514	U
37	52	1517	G
37	52	1518	A
37	52	1521	C
37	52	1523	A
37	52	1524	A
37	52	1531	U
37	52	1534	A
37	52	1535	C
37	52	1538	U
37	52	1540	C
37	52	1543	G
37	52	1547	A
37	52	1549	G
37	52	1553	A
37	52	1558	A
37	52	1566	C
37	52	1571	G
37	52	1573	G
37	52	1578	U
37	52	1585	C

Continued on next page...

Continued from previous page...

Mol	Chain	Res	Type
37	52	1590	C
37	52	1591	U
37	52	1592	G
37	52	1596	U
37	52	1597	G
37	52	1602	U
37	52	1605	G
37	52	1609	U
37	52	1612	G
37	52	1613	A
37	52	1614	C
37	52	1624	G
37	52	1625	G
37	52	1626	G
37	52	1627	G
37	52	1631	A
37	52	1632	A
37	52	1633	G
37	52	1634	A
37	52	1638	A
37	52	1643	A
37	52	1650	A
37	52	1651	G
37	52	1652	U
37	52	1654	G
37	52	1658	G
37	52	1660	U
37	52	1661	C
37	52	1663	C
37	52	1673	U
37	52	1676	C
37	52	1677	U
37	52	1679	A
37	52	1684	A
37	52	1724	G
37	52	1725	U
37	52	1729	A
37	52	1730	U
37	52	1731	C
37	52	1734	G
37	52	1735	U
37	52	1740	C

Continued on next page...

Continued from previous page...

Mol	Chain	Res	Type
37	52	1741	G
37	52	1742	A
37	52	1746	A
37	52	1750	G
37	52	1753	G
37	52	1754	U
37	52	1755	C
37	52	1756	U
37	52	1757	U
37	52	1763	C
37	52	1764	G
37	52	1768	C
37	52	1772	C
37	52	1775	A
37	52	1776	A
37	52	1777	C
37	52	1787	A
37	52	1792	U
37	52	1796	U
37	52	1800	U
37	52	1804	A
37	52	1805	A
37	52	1806	G
37	52	1807	C
37	52	1808	C
37	52	1810	G
37	52	1812	C
37	52	1815	G
37	52	1818	G
37	52	1820	U
37	52	1821	G
37	52	1822	U
37	52	1824	G
37	52	1828	C
37	52	1834	U
37	52	1836	G
37	52	1837	A
37	52	1842	G
37	52	1843	A
37	52	1844	G
37	52	1855	G
37	52	1861	U

Continued on next page...

Continued from previous page...

Mol	Chain	Res	Type
37	52	1866	U
37	52	1867	A
37	52	1869	G
37	52	1870	C
37	52	1889	U
37	52	1892	A
37	52	1893	C
37	52	1897	A
37	52	1910	G
37	52	1915	C
37	52	1918	U
37	52	1920	C
37	52	1921	C
37	52	1922	G
37	52	1924	C
37	52	1928	C
37	52	1930	U
37	52	1931	C
37	52	1932	A
37	52	1934	A
37	52	1935	C
37	52	1940	G
37	52	1942	A
37	52	1944	A
37	52	1948	G
37	52	1951	G
37	52	1958	A
37	52	1959	U
37	52	1960	A
37	52	1961	G
37	52	1969	G
37	52	1971	U
37	52	1976	G
37	52	1977	C
37	52	1979	A
37	52	1980	U
37	52	1981	G
37	52	1983	A
37	52	1984	A
37	52	1991	A
37	52	1993	C
37	52	1994	C

Continued on next page...

Continued from previous page...

Mol	Chain	Res	Type
37	52	1995	G
37	52	1998	A
37	52	2001	G
37	52	2002	A
37	52	2003	G
37	52	2005	G
37	52	2007	G
37	52	2010	A
37	52	2011	C
37	52	2014	C
37	52	2020	U
37	52	2021	G
37	52	2022	C
37	52	2023	C
37	52	2024	G
37	52	2025	A
37	52	2026	A
37	52	2042	A
37	52	2043	A
37	52	2046	G
37	52	2047	A
37	52	2048	U
37	52	2052	G
37	52	2054	U
37	52	2055	G
37	52	2056	G
37	52	2057	A
37	52	2062	C
37	52	2063	G
37	52	2064	G
37	52	2069	A
37	52	2078	C
37	52	2084	U
37	52	2085	G
37	52	2088	A
37	52	2089	G
37	52	2090	U
37	52	2092	G
37	52	2093	G
37	52	2094	C
37	52	2097	A
37	52	2098	G

Continued on next page...

Continued from previous page...

Mol	Chain	Res	Type
37	52	2099	C
37	52	2101	A
37	52	2102	G
37	52	2105	A
37	52	2108	G
37	52	2112	G
37	52	2259	G
37	52	2260	C
37	52	2261	G
37	52	2263	A
37	52	2268	A
37	52	2269	C
37	52	2270	G
37	52	2274	C
37	52	2275	G
37	52	2277	C
37	52	2279	A
37	52	2281	U
37	52	2289	C
37	52	2295	C
37	52	2300	A
37	52	2301	G
37	52	2306	G
37	52	2308	A
37	52	2313	A
37	52	2314	G
37	52	2328	G
37	52	2333	G
37	52	2335	C
37	52	2345	G
37	52	2346	C
37	52	2348	G
37	52	2351	C
37	52	2353	U
37	52	2360	A
37	52	2363	A
37	52	2364	G
37	52	2374	A
37	52	2380	G
37	52	2385	U
37	52	2395	A
37	52	2396	A

Continued on next page...

Continued from previous page...

Mol	Chain	Res	Type
37	52	2397	G
37	52	2399	G
37	52	2414	G
37	52	2415	U
37	52	2416	G
37	52	2421	G
37	52	2422	C
37	52	2426	U
37	52	2428	A
37	52	2433	G
37	52	2437	C
37	52	2438	A
37	52	2439	G
37	52	2440	U
37	52	2441	C
37	52	2447	U
37	52	2450	G
37	52	2451	A
37	52	2454	U
37	52	2456	G
37	52	2458	C
37	52	2460	A
37	52	2461	G
37	52	2471	G
37	52	2473	A
37	52	2475	G
37	52	2480	G
37	52	2481	G
37	52	2485	U
37	52	2488	C
37	52	2489	C
37	52	2490	U
37	52	2491	C
37	52	2492	C
37	52	2493	G
37	52	2494	U
37	52	2496	G
37	52	2501	C
37	52	2503	G
37	52	2505	C
37	52	2506	G
37	52	2511	A

Continued on next page...

Continued from previous page...

Mol	Chain	Res	Type
37	52	2512	A
37	52	2513	A
37	52	2516	G
37	52	2521	G
37	52	2529	A
37	52	2532	C
37	52	2535	G
37	52	2536	A
37	52	2537	A
37	52	2538	U
37	52	2542	G
37	52	2544	G
37	52	2546	G
37	52	2549	G
37	52	2551	A
37	52	2555	G
37	52	2556	G
37	52	2561	C
37	52	2562	G
37	52	2563	C
37	52	2566	G
37	52	2570	U
37	52	2575	U
37	52	2576	G
37	52	2577	C
37	52	2580	U
37	52	2581	A
37	52	2587	A
37	52	2588	C
37	52	2589	C
37	52	2593	C
37	52	2597	G
37	52	2599	G
37	52	2600	A
37	52	2601	A
37	52	2604	C
37	52	2607	C
37	52	2620	G
37	52	2621	A
37	52	2622	G
37	52	2624	G
37	52	2627	C

Continued on next page...

Continued from previous page...

Mol	Chain	Res	Type
37	52	2631	U
37	52	2639	U
37	52	2653	C
37	52	2655	C
37	52	2656	U
37	52	2658	G
37	52	2662	G
37	52	2663	G
37	52	2668	G
37	52	2669	C
37	52	2670	C
37	52	2674	A
37	52	2675	G
37	52	2683	C
37	52	2685	C
37	52	2686	G
37	52	2687	U
37	52	2689	C
37	52	2693	G
37	52	2695	A
37	52	2696	A
37	52	2697	A
37	52	2701	U
37	52	2706	G
37	52	2707	U
37	52	2708	U
37	52	2709	C
37	52	2710	C
37	52	2711	G
37	52	2712	G
37	52	2714	G
37	52	2716	C
37	52	2719	C
37	52	2725	A
37	52	2726	G
37	52	2732	G
37	52	2739	C
37	52	2740	U
37	52	2741	U
37	52	2743	A
37	52	2744	A
37	52	2750	G

Continued on next page...

Continued from previous page...

Mol	Chain	Res	Type
37	52	2752	G
37	52	2754	G
37	52	2756	G
37	52	2757	A
37	52	2760	G
37	52	2761	U
37	52	2763	U
37	52	2764	A
37	52	2766	A
37	52	2767	U
37	52	2768	C
37	52	2769	U
37	52	2778	G
37	52	2787	A
37	52	2788	U
37	52	2789	A
37	52	2790	U
37	52	2794	C
37	52	2796	G
37	52	2798	A
37	52	2799	G
37	52	2807	A
37	52	2809	G
37	52	2811	G
37	52	2812	A
37	52	2813	A
37	52	2817	C
37	52	2821	U
37	52	2822	G
37	52	2823	G
37	52	2826	U
37	52	2827	G
37	52	2842	G
37	52	2847	G
37	52	2849	A
37	52	2850	A
37	52	2854	G
37	52	2855	G
37	52	2856	C
37	52	2858	A
37	52	2862	G
37	52	2864	A

Continued on next page...

Continued from previous page...

Mol	Chain	Res	Type
37	52	2872	C
37	52	2873	U
37	52	2875	C
37	52	2876	G
37	52	2889	G
37	52	2895	A
37	52	2897	G
37	52	2898	G
37	52	3598	C
37	52	3599	A
37	52	3600	G
37	52	3604	A
37	52	3605	C
37	52	3606	U
37	52	3615	G
37	52	3616	U
37	52	3618	C
37	52	3620	G
37	52	3622	C
37	52	3625	G
37	52	3626	G
37	52	3635	A
37	52	3638	G
37	52	3642	A
37	52	3643	A
37	52	3644	U
37	52	3646	A
37	52	3662	A
37	52	3664	G
37	52	3668	C
37	52	3673	C
37	52	3674	G
37	52	3678	G
37	52	3680	U
37	52	3682	A
37	52	3683	C
37	52	3685	C
37	52	3690	U
37	52	3692	A
37	52	3696	C
37	52	3705	G
37	52	3707	U

Continued on next page...

Continued from previous page...

Mol	Chain	Res	Type
37	52	3712	A
37	52	3713	U
37	52	3714	G
37	52	3729	U
37	52	3731	C
37	52	3732	A
37	52	3734	U
37	52	3743	G
37	52	3744	G
37	52	3753	G
37	52	3760	A
37	52	3763	A
37	52	3766	A
37	52	3773	U
37	52	3775	A
37	52	3776	G
37	52	3777	G
37	52	3783	A
37	52	3784	A
37	52	3793	U
37	52	3796	U
37	52	3798	U
37	52	3802	U
37	52	3807	A
37	52	3810	C
37	52	3811	G
37	52	3812	C
37	52	3814	U
37	52	3817	A
37	52	3819	G
37	52	3822	U
37	52	3825	A
37	52	3834	C
37	52	3837	C
37	52	3838	U
37	52	3840	U
37	52	3843	C
37	52	3858	C
37	52	3865	A
37	52	3867	A
37	52	3868	G
37	52	3876	A

Continued on next page...

Continued from previous page...

Mol	Chain	Res	Type
37	52	3877	A
37	52	3878	C
37	52	3879	G
37	52	3881	G
37	52	3882	C
37	52	3889	G
37	52	3895	G
37	52	3897	G
37	52	3901	A
37	52	3902	A
37	52	3905	A
37	52	3906	A
37	52	3907	G
37	52	3909	C
37	52	3915	U
37	52	3921	U
37	52	3925	U
37	52	3926	C
37	52	3937	C
37	52	3940	U
37	52	3941	G
37	52	3942	A
37	52	3944	G
37	52	3947	A
37	52	3957	U
37	52	3959	U
37	52	3960	A
37	52	3962	A
37	52	3963	A
37	52	3964	U
37	52	3965	A
37	52	3966	A
37	52	3967	G
37	52	3969	G
37	52	3970	G
37	52	3973	G
37	52	4037	C
37	52	4038	C
37	52	4044	U
37	52	4047	A
37	52	4048	A
37	52	4049	U

Continued on next page...

Continued from previous page...

Mol	Chain	Res	Type
37	52	4053	A
37	52	4065	G
37	52	4066	U
37	52	4067	U
37	52	4069	U
37	52	4071	U
37	52	4076	G
37	52	4084	G
37	52	4085	A
37	52	4086	G
37	52	4091	G
37	52	4093	G
37	52	4094	G
37	52	4100	C
37	52	4111	U
37	52	4112	C
37	52	4116	C
37	52	4117	U
37	52	4118	U
37	52	4119	C
37	52	4120	U
37	52	4121	G
37	52	4122	G
37	52	4124	G
37	52	4127	A
37	52	4129	G
37	52	4131	G
37	52	4133	C
37	52	4157	A
37	52	4158	C
37	52	4159	C
37	52	4162	C
37	52	4163	U
37	52	4166	G
37	52	4170	A
37	52	4171	C
37	52	4172	A
37	52	4173	G
37	52	4180	G
37	52	4183	G
37	52	4184	G
37	52	4191	G

Continued on next page...

Continued from previous page...

Mol	Chain	Res	Type
37	52	4194	U
37	52	4195	G
37	52	4203	A
37	52	4205	A
37	52	4206	C
37	52	4207	C
37	52	4209	G
37	52	4212	A
37	52	4215	C
37	52	4229	U
37	52	4233	A
37	52	4234	A
37	52	4251	A
37	52	4254	G
37	52	4255	A
37	52	4257	A
37	52	4265	U
37	52	4266	G
37	52	4268	A
37	52	4271	A
37	52	4273	A
37	52	4275	G
37	52	4280	A
37	52	4281	A
37	52	4282	A
37	52	4285	U
37	52	4290	U
37	52	4291	G
37	52	4293	U
37	52	4305	G
37	52	4306	U
37	52	4317	A
37	52	4318	C
37	52	4322	G
37	52	4329	G
37	52	4330	G
37	52	4335	C
37	52	4336	A
37	52	4339	A
37	52	4348	A
37	52	4349	C
37	52	4350	C

Continued on next page...

Continued from previous page...

Mol	Chain	Res	Type
37	52	4351	U
37	52	4355	G
37	52	4359	U
37	52	4366	A
37	52	4374	U
37	52	4377	G
37	52	4378	A
37	52	4379	A
37	52	4380	A
37	52	4386	C
37	52	4387	C
37	52	4393	G
37	52	4394	A
37	52	4395	U
37	52	4396	A
37	52	4398	C
37	52	4405	G
37	52	4417	C
37	52	4419	U
37	52	4420	U
37	52	4422	A
37	52	4424	A
37	52	4426	C
37	52	4430	G
37	52	4431	U
37	52	4433	G
37	52	4435	U
37	52	4437	U
37	52	4440	G
37	52	4444	C
37	52	4448	G
37	52	4449	A
37	52	4450	U
37	52	4452	U
37	52	4453	C
37	52	4464	A
37	52	4466	C
37	52	4472	G
37	52	4475	G
37	52	4476	C
37	52	4477	A
37	52	4480	A

Continued on next page...

Continued from previous page...

Mol	Chain	Res	Type
37	52	4481	U
37	52	4482	U
37	52	4497	U
37	52	4499	G
37	52	4500	U
37	52	4501	U
37	52	4507	A
37	52	4511	A
37	52	4512	U
37	52	4513	A
37	52	4519	C
37	52	4522	G
37	52	4524	G
37	52	4530	U
37	52	4531	U
37	52	4532	U
37	52	4548	A
37	52	4549	G
37	52	4552	U
37	52	4553	A
37	52	4554	G
37	52	4567	G
37	52	4570	G
37	52	4573	G
37	52	4575	G
37	52	4589	A
37	52	4590	A
37	52	4599	A
37	52	4604	G
37	52	4606	G
37	52	4634	U
37	52	4635	A
37	52	4636	U
37	52	4637	G
37	52	4639	G
37	52	4652	G
37	52	4654	C
37	52	4656	A
37	52	4657	U
37	52	4662	C
37	52	4670	C
37	52	4672	A

Continued on next page...

Continued from previous page...

Mol	Chain	Res	Type
37	52	4673	U
37	52	4677	U
37	52	4693	C
37	52	4694	G
37	52	4695	C
37	52	4700	A
37	52	4709	U
37	52	4716	C
37	52	4719	G
37	52	4720	C
37	52	4721	G
37	52	4726	G
37	52	4728	U
37	52	4738	C
37	52	4739	C
37	52	4740	G
37	52	4750	G
37	52	4751	G
37	52	4753	U
37	52	4754	G
37	52	4757	C
37	52	4759	C
37	52	4761	G
37	52	4764	A
37	52	4765	G
37	52	4766	C
37	52	4771	C
37	52	4772	C
37	52	4860	G
37	52	4862	G
37	52	4868	G
37	52	4870	G
37	52	4871	C
37	52	4872	G
37	52	4873	G
37	52	4874	A
37	52	4875	G
37	52	4876	A
37	52	4877	G
37	52	4882	U
37	52	4883	C
37	52	4885	U

Continued on next page...

Continued from previous page...

Mol	Chain	Res	Type
37	52	4893	A
37	52	4894	A
37	52	4895	C
37	52	4898	G
37	52	4904	G
37	52	4905	C
37	52	4906	C
37	52	4907	G
37	52	4908	G
37	52	4909	A
37	52	4910	A
37	52	4911	A
37	52	4912	G
37	52	4913	G
37	52	4914	G
37	52	4915	G
37	52	4918	C
37	52	4920	C
37	52	4921	C
37	52	4922	C
37	52	4923	U
37	52	4924	C
37	52	4926	C
37	52	4927	G
37	52	4928	C
37	52	4930	C
37	52	4931	G
37	52	4933	C
37	52	4935	C
37	52	4937	C
37	52	4938	A
37	52	4940	C
37	52	4943	A
37	52	4944	C
37	52	4945	G
37	52	4947	U
37	52	4949	G
37	52	4950	U
37	52	4951	G
37	52	4955	A
37	52	4956	A
37	52	4958	C

Continued on next page...

Continued from previous page...

Mol	Chain	Res	Type
37	52	4959	U
37	52	4964	C
37	52	4965	U
37	52	4966	A
37	52	4967	A
37	52	4976	U
37	52	4980	C
37	52	4988	U
37	52	4989	U
37	52	4990	C
37	52	5005	G
37	52	5009	G
37	52	5017	G
37	52	5018	C
37	52	5019	A
37	52	5022	U
37	52	5035	U
37	52	5040	U
37	52	5041	G
37	52	5043	A
37	52	5047	C
37	52	5048	A
37	52	5050	C
37	52	5053	U
37	52	5054	C
37	52	5055	G
37	52	5056	A
37	52	5058	A
37	52	5059	C
37	52	5061	A
37	52	5062	G
37	52	5069	U
38	72	2	U
38	72	3	C
38	72	6	C
38	72	7	G
38	72	11	A
38	72	17	C
38	72	21	G
38	72	22	A
38	72	23	A
38	72	24	C

Continued on next page...

Continued from previous page...

Mol	Chain	Res	Type
38	72	25	G
38	72	28	C
38	72	30	C
38	72	42	A
38	72	45	U
38	72	48	G
38	72	50	A
38	72	53	U
38	72	54	A
38	72	55	A
38	72	60	G
38	72	61	G
38	72	63	C
38	72	64	G
38	72	78	C
38	72	90	A
38	72	97	G
38	72	100	A
38	72	102	U
38	72	103	A
38	72	106	G
38	72	110	G
38	72	117	G
38	72	120	U
39	82	8	U
39	82	23	C
39	82	34	U
39	82	35	C
39	82	37	A
39	82	39	G
39	82	45	C
39	82	49	G
39	82	50	C
39	82	51	U
39	82	59	A
39	82	62	A
39	82	63	U
39	82	87	G
39	82	90	C
39	82	92	U
39	82	94	G
39	82	95	A

Continued on next page...

Continued from previous page...

Mol	Chain	Res	Type
39	82	96	C
39	82	102	G
39	82	103	A
39	82	105	C
39	82	109	C
39	82	110	U
39	82	111	U
39	82	114	G
39	82	117	C
39	82	118	C
39	82	119	C
39	82	120	G
39	82	121	G
39	82	122	G
39	82	123	U
39	82	124	U
39	82	125	C
39	82	126	C
39	82	127	U
39	82	128	C
39	82	137	A
39	82	143	G
39	82	150	C
39	82	153	C
39	82	156	U
80	23	7	G
80	23	8	U
80	23	9	A
80	23	13	U
80	23	14	A
80	23	20	U
80	23	21	A
80	23	31	C
80	23	32	C
80	23	37	A
80	23	46	G
80	23	47	U
80	23	49	C
80	23	53	G
80	23	59	A
80	23	61	C
80	23	65	G

Continued on next page...

Continued from previous page...

Mol	Chain	Res	Type
80	23	67	G
81	w3	38	A
81	w3	39	A
81	w3	42	C
81	w3	43	A
81	w3	45	A
81	w3	46	G
81	w3	49	U
81	w3	56	A
81	w3	58	A
81	w3	59	A

All (68) RNA pucker outliers are listed below:

Mol	Chain	Res	Type
1	A1	110	U
1	A1	182	C
1	A1	228	C
1	A1	241	G
1	A1	434	G
1	A1	465	A
1	A1	532	C
1	A1	553	U
1	A1	642	U
1	A1	688	U
1	A1	751	G
1	A1	870	A
1	A1	874	G
1	A1	1137	U
1	A1	1253	A
1	A1	1394	G
1	A1	1395	C
1	A1	1396	A
1	A1	1489	A
1	A1	1520	G
1	A1	1637	A
1	A1	1664	A
1	A1	1824	A
37	52	48	G
37	52	125	C
37	52	265	C
37	52	275	C

Continued on next page...

Continued from previous page...

Mol	Chain	Res	Type
37	52	449	C
37	52	480	C
37	52	498	C
37	52	504	G
37	52	930	G
37	52	959	G
37	52	966	A
37	52	971(A)	G
37	52	1106	A
37	52	1211	G
37	52	1238	A
37	52	1291	G
37	52	1329	G
37	52	1370	G
37	52	1445	U
37	52	1455	G
37	52	1979	A
37	52	1994	C
37	52	2046	G
37	52	2089	G
37	52	2502	A
37	52	2536	A
37	52	2875	C
37	52	3625	G
37	52	3876	A
37	52	3888	G
37	52	3939	G
37	52	3940	U
37	52	3959	U
37	52	3965	A
37	52	3968	U
37	52	4036	G
37	52	4157	A
37	52	4232	U
37	52	4448	G
37	52	4699	U
37	52	4719	G
37	52	4859	C
37	52	4884	G
37	52	4925	U
37	52	4936	G

5.4 Non-standard residues in protein, DNA, RNA chains [i](#)

There are no non-standard protein/DNA/RNA residues in this entry.

5.5 Carbohydrates [i](#)

There are no monosaccharides in this entry.

5.6 Ligand geometry [i](#)

Of 310 ligands modelled in this entry, 308 are monoatomic - leaving 2 for Mogul analysis.

In the following table, the Counts columns list the number of bonds (or angles) for which Mogul statistics could be retrieved, the number of bonds (or angles) that are observed in the model and the number of bonds (or angles) that are defined in the Chemical Component Dictionary. The Link column lists molecule types, if any, to which the group is linked. The Z score for a bond length (or angle) is the number of standard deviations the observed value is removed from the expected value. A bond length (or angle) with $|Z| > 2$ is considered an outlier worth inspection. RMSZ is the root-mean-square of all Z scores of the bond lengths (or angles).

Mol	Type	Chain	Res	Link	Bond lengths			Bond angles		
					Counts	RMSZ	$\# Z > 2$	Counts	RMSZ	$\# Z > 2$
90	SF4	k1	601	-	0,12,12	-	-	-		
90	SF4	k1	600	-	0,12,12	-	-	-		

In the following table, the Chirals column lists the number of chiral outliers, the number of chiral centers analysed, the number of these observed in the model and the number defined in the Chemical Component Dictionary. Similar counts are reported in the Torsion and Rings columns. '-' means no outliers of that kind were identified.

Mol	Type	Chain	Res	Link	Chirals	Torsions	Rings
90	SF4	k1	601	-	-	-	0/6/5/5
90	SF4	k1	600	-	-	-	0/6/5/5

There are no bond length outliers.

There are no bond angle outliers.

There are no chirality outliers.

There are no torsion outliers.

There are no ring outliers.

No monomer is involved in short contacts.

5.7 Other polymers [i](#)

There are no such residues in this entry.

5.8 Polymer linkage issues [i](#)

The following chains have linkage breaks:

Mol	Chain	Number of breaks
37	52	37
1	A1	12
80	23	1
85	I3	1
78	s3	1

All chain breaks are listed below:

Model	Chain	Residue-1	Atom-1	Residue-2	Atom-2	Distance (Å)
1	52	2113:G	O3'	2258:C	P	42.99
1	52	1252:C	O3'	1271:G	P	36.84
1	52	1406(C):G	O3'	1411:C	P	19.25
1	52	1109:C	O3'	1161:G	P	17.69
1	52	3977:C	O3'	4034:G	P	16.37
1	52	1696:C	O3'	1720:C	P	16.22
1	52	4101:C	O3'	4107:G	P	15.99
1	52	990:C	O3'	1064:G	P	15.06
1	52	5022:U	O3'	5028:G	P	14.93
1	52	4777:C	O3'	4859:C	P	14.91
1	52	523:C	O3'	638:G	P	14.66
1	52	1364:U	O3'	1368:A	P	14.61
1	52	2901:G	O3'	3597:G	P	13.74
1	52	4138:C	O3'	4146:G	P	13.54
1	52	760:G	O3'	904:C	P	12.47
1	52	4729:A	O3'	4735:G	P	9.89
1	52	182:G	O3'	189:G	P	9.08
1	52	500:G	O3'	504:G	P	7.93
1	A1	745:C	O3'	746:C	P	7.34
1	52	512:U	O3'	515:C	P	7.27
1	52	3938:G	O3'	3939:G	P	6.79
1	52	3937:C	O3'	3938:G	P	6.76
1	52	4740:G	O3'	4743:G	P	6.72
1	A1	787:G	O3'	788:G	P	6.11
1	52	3948:C	O3'	3949:A	P	5.77
1	52	4899:G	O3'	4902:C	P	5.75

Continued on next page...

Continued from previous page...

Model	Chain	Residue-1	Atom-1	Residue-2	Atom-2	Distance (Å)
1	52	1222:A	O3'	1223:G	P	5.52
1	23	16:C	O3'	18:G	P	5.52
1	52	3942:A	O3'	3943:A	P	5.07
1	52	1219:G	O3'	1220:G	P	4.89
1	A1	225:G	O3'	226:A	P	4.57
1	52	1221:G	O3'	1222:A	P	4.50
1	52	3947:A	O3'	3948:C	P	4.39
1	52	170:C	O3'	171:U	P	4.17
1	52	5020:G	O3'	5021:C	P	4.08
1	A1	748:C	O3'	749:U	P	4.02
1	A1	322:C	O3'	323:C	P	3.93
1	A1	747:U	O3'	748:C	P	3.87
1	A1	286:U	O3'	287:U	P	3.86
1	A1	304:C	O3'	305:U	P	3.66
1	A1	903:A	O3'	904:A	P	3.65
1	52	1239:C	O3'	1244:G	P	3.53
1	52	1088:C	O3'	1089:G	P	3.45
1	A1	309:G	O3'	310:C	P	3.43
1	A1	902:G	O3'	903:A	P	3.29
1	52	1438:U	O3'	1440:U	P	3.24
1	52	751:G	O3'	752:G	P	3.23
1	A1	1295:A	O3'	1296:U	P	3.20
1	52	267:G	O3'	268:G	P	3.20
1	52	4076:G	O3'	4077:A	P	3.11
1	I3	203:ARG	C	204:GLY	N	1.96
1	s3	186:GLY	C	187:LEU	N	1.66

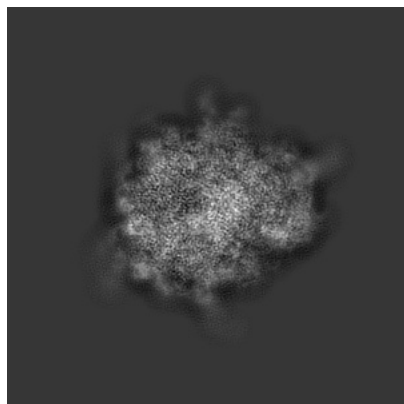
6 Map visualisation [i](#)

This section contains visualisations of the EMDB entry EMD-0192. These allow visual inspection of the internal detail of the map and identification of artifacts.

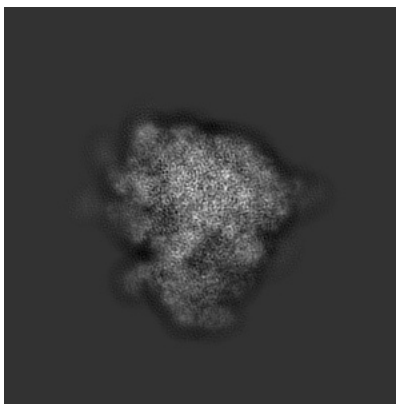
Images derived from a raw map, generated by summing the deposited half-maps, are presented below the corresponding image components of the primary map to allow further visual inspection and comparison with those of the primary map.

6.1 Orthogonal projections [i](#)

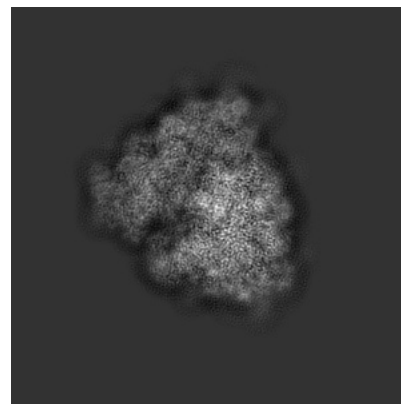
6.1.1 Primary map



X

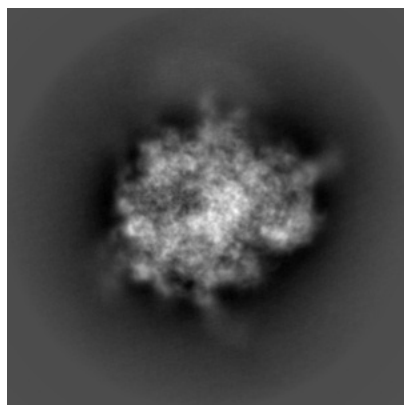


Y

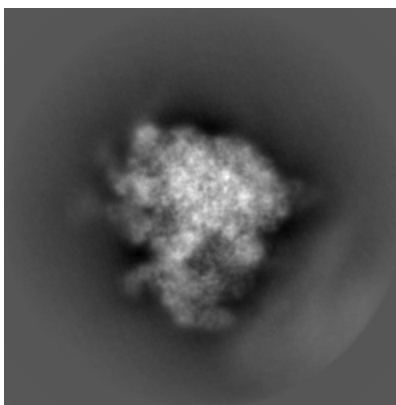


Z

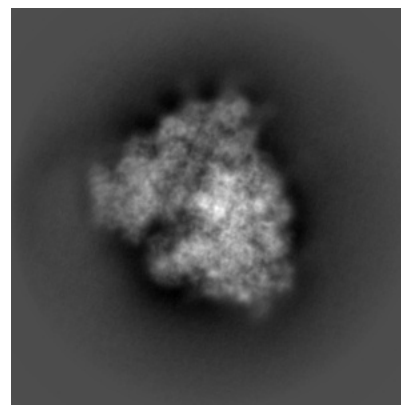
6.1.2 Raw map



X



Y

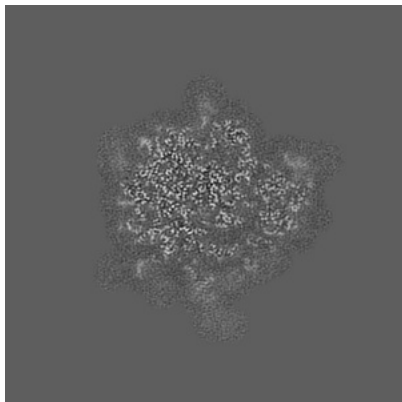


Z

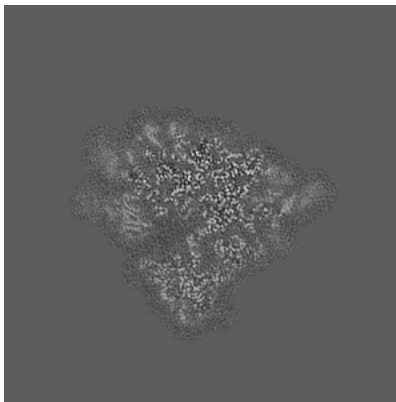
The images above show the map projected in three orthogonal directions.

6.2 Central slices [i](#)

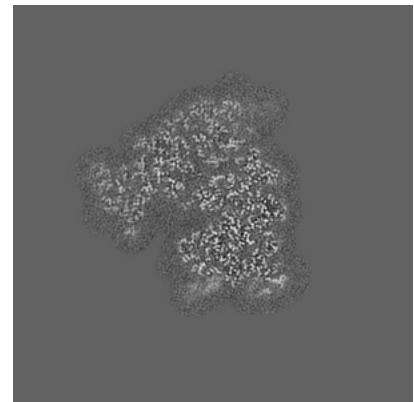
6.2.1 Primary map



X Index: 178

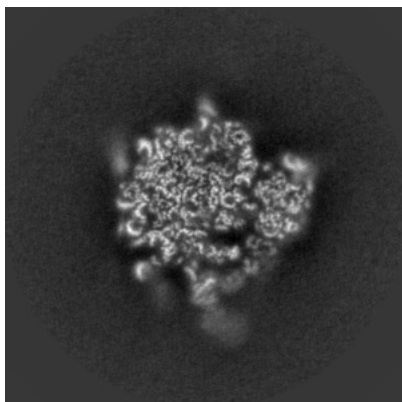


Y Index: 178

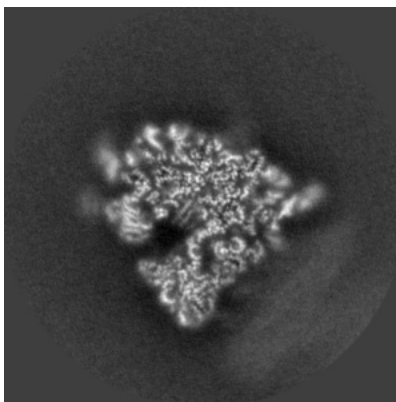


Z Index: 178

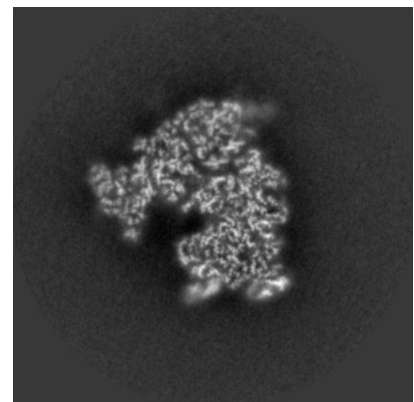
6.2.2 Raw map



X Index: 178



Y Index: 178

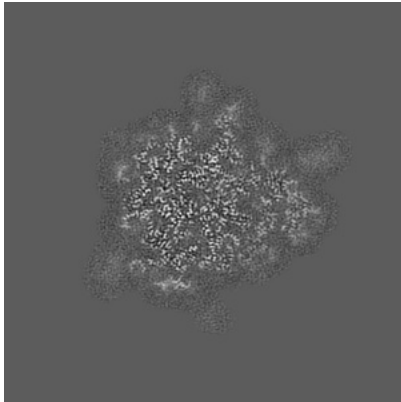


Z Index: 178

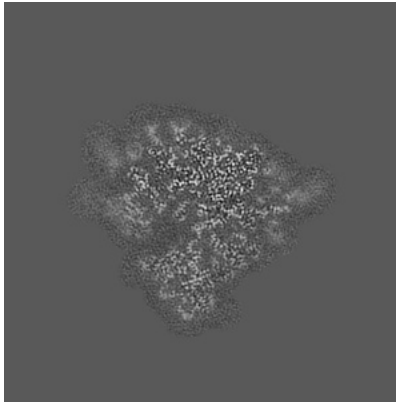
The images above show central slices of the map in three orthogonal directions.

6.3 Largest variance slices [i](#)

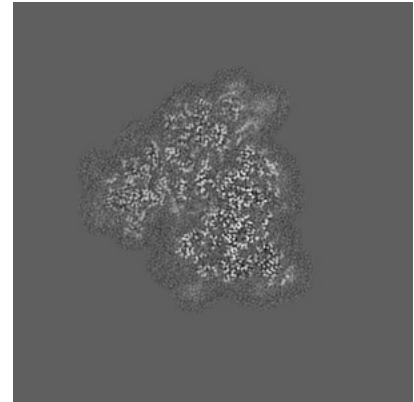
6.3.1 Primary map



X Index: 193

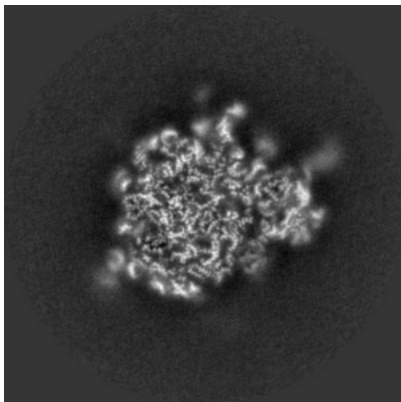


Y Index: 180

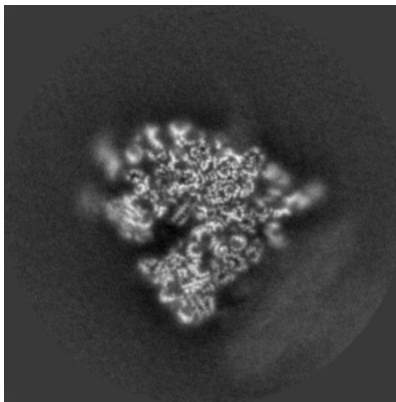


Z Index: 171

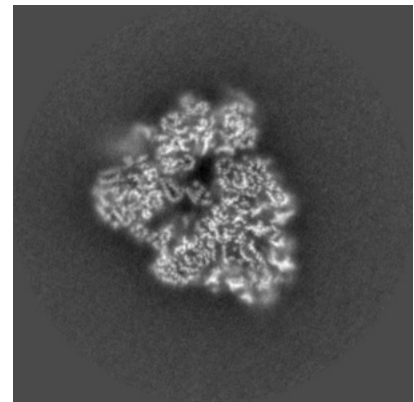
6.3.2 Raw map



X Index: 198



Y Index: 180




Z Index: 156

The images above show the largest variance slices of the map in three orthogonal directions.

6.4 Orthogonal surface views [i](#)

6.4.1 Primary map



The images above show the 3D surface view of the map at the recommended contour level 0.1. These images, in conjunction with the slice images, may facilitate assessment of whether an appropriate contour level has been provided.

6.4.2 Raw map



These images show the 3D surface of the raw map. The raw map's contour level was selected so that its surface encloses the same volume as the primary map does at its recommended contour level.


6.5 Mask visualisation [i](#)

This section shows the 3D surface view of the primary map at 50% transparency overlaid with the specified mask at 0% transparency


A mask typically either:

- Encompasses the whole structure
- Separates out a domain, a functional unit, a monomer or an area of interest from a larger structure

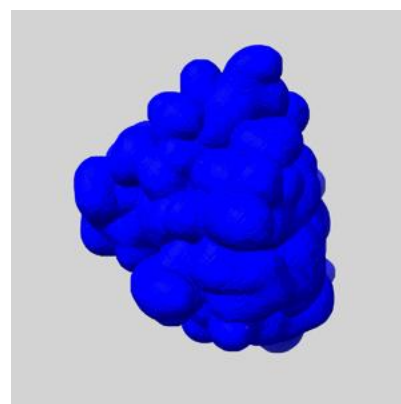
6.5.1 emd_0192_msk_1.map [i](#)



X



Y

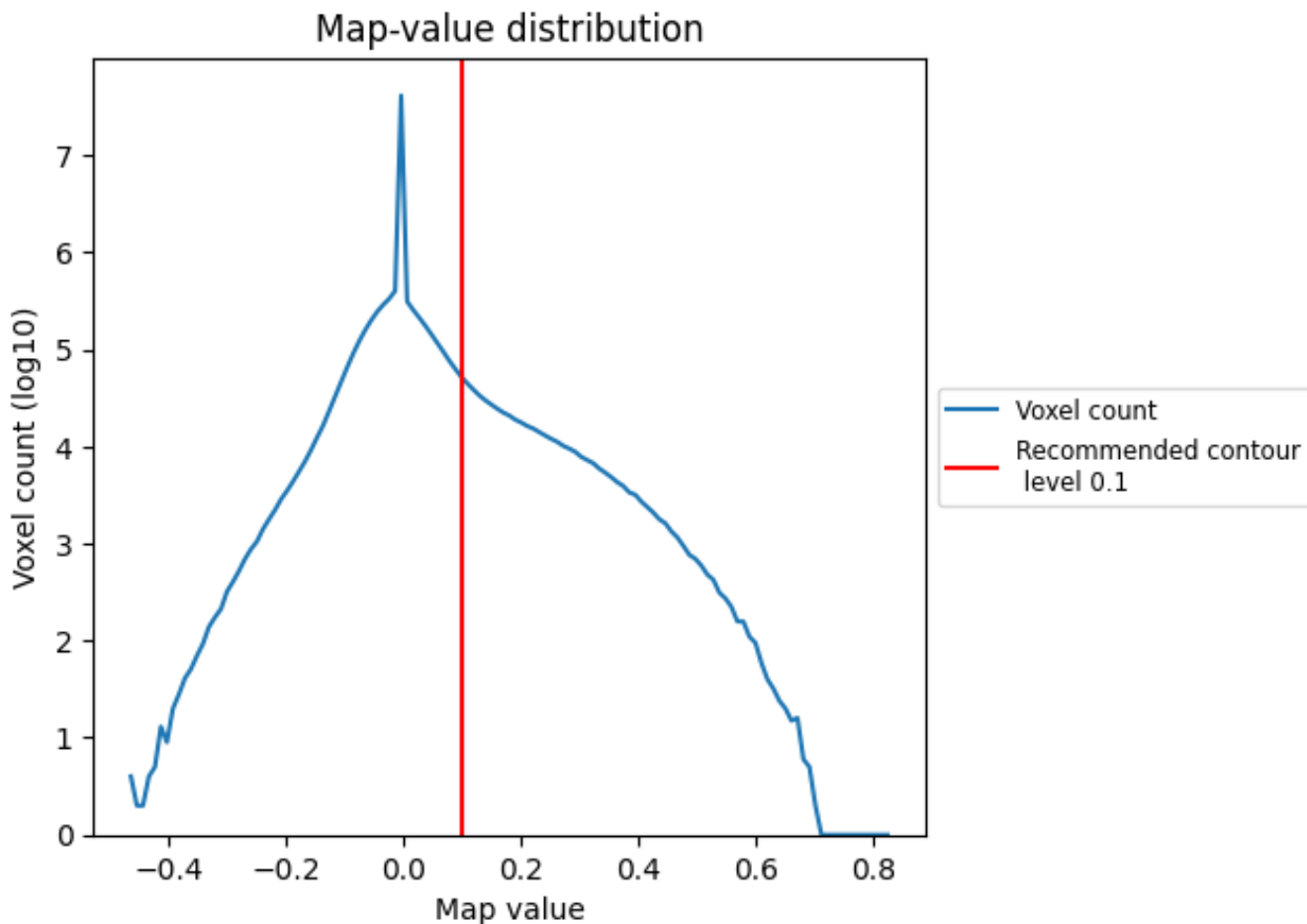


Z

7 Map analysis [i](#)

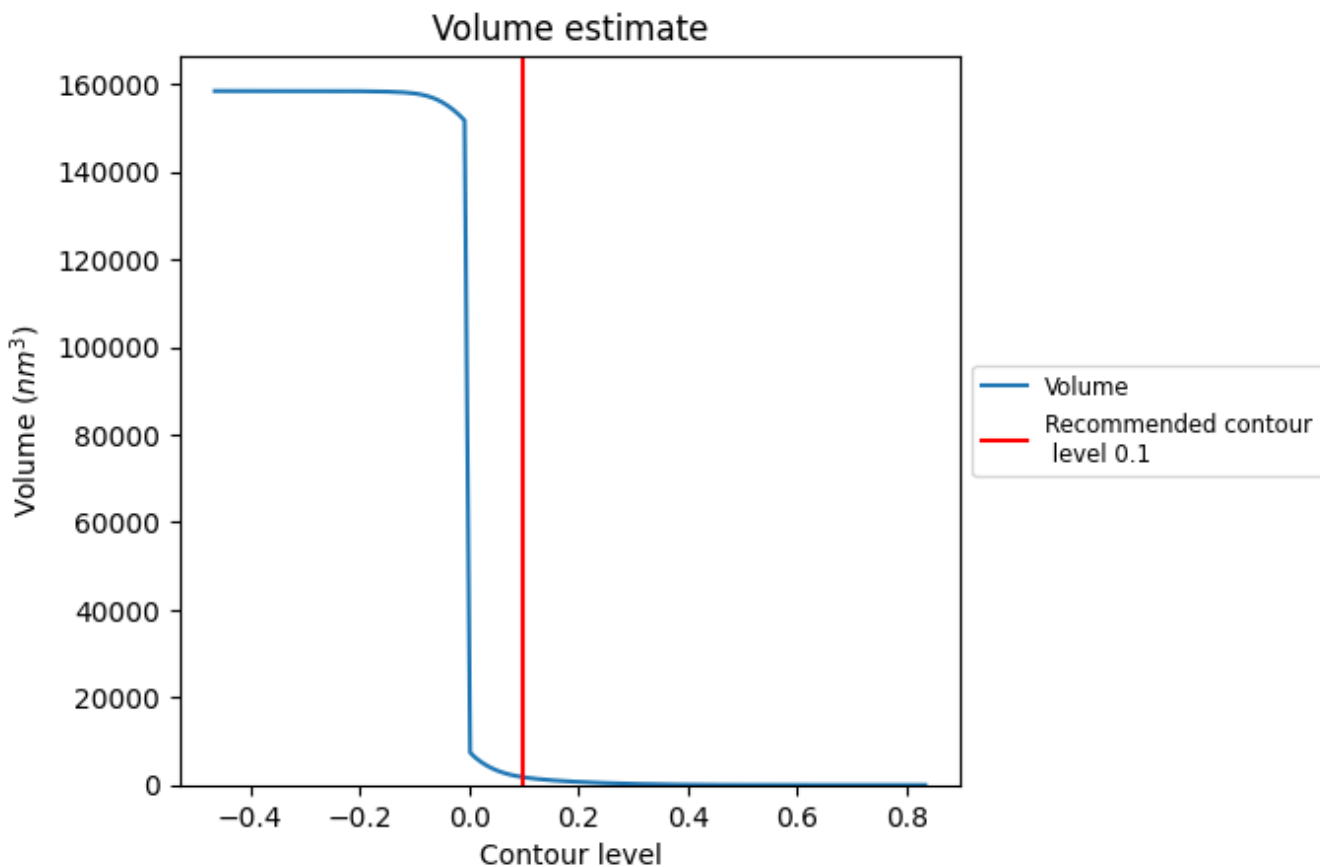
This section contains the results of statistical analysis of the map.

7.1 Map-value distribution [i](#)



The map-value distribution is plotted in 128 intervals along the x-axis. The y-axis is logarithmic. A spike in this graph at zero usually indicates that the volume has been masked.

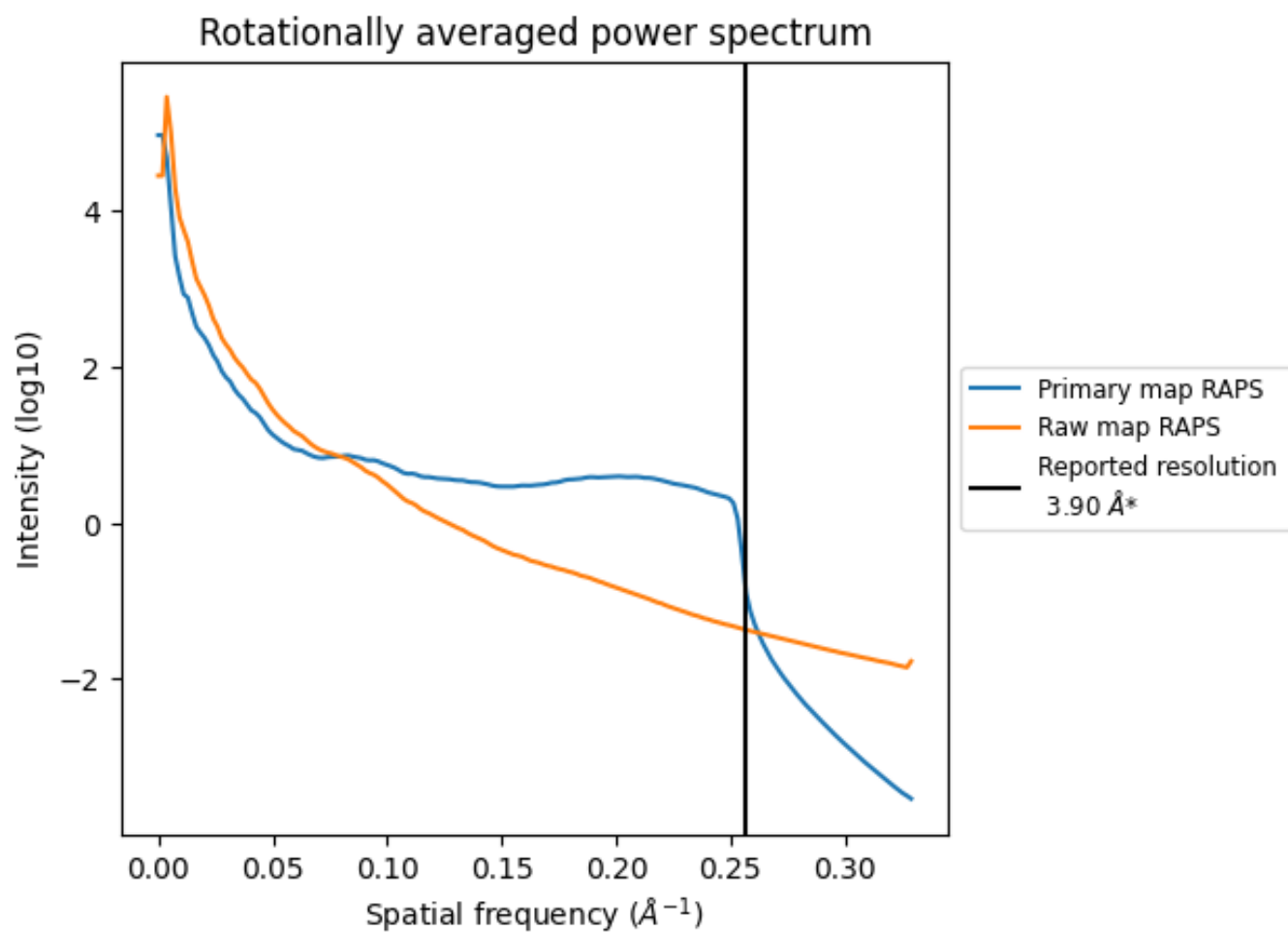
7.2 Volume estimate [i](#)



The volume at the recommended contour level is 1768 nm³; this corresponds to an approximate mass of 1597 kDa.

The volume estimate graph shows how the enclosed volume varies with the contour level. The recommended contour level is shown as a vertical line and the intersection between the line and the curve gives the volume of the enclosed surface at the given level.

7.3 Rotationally averaged power spectrum i

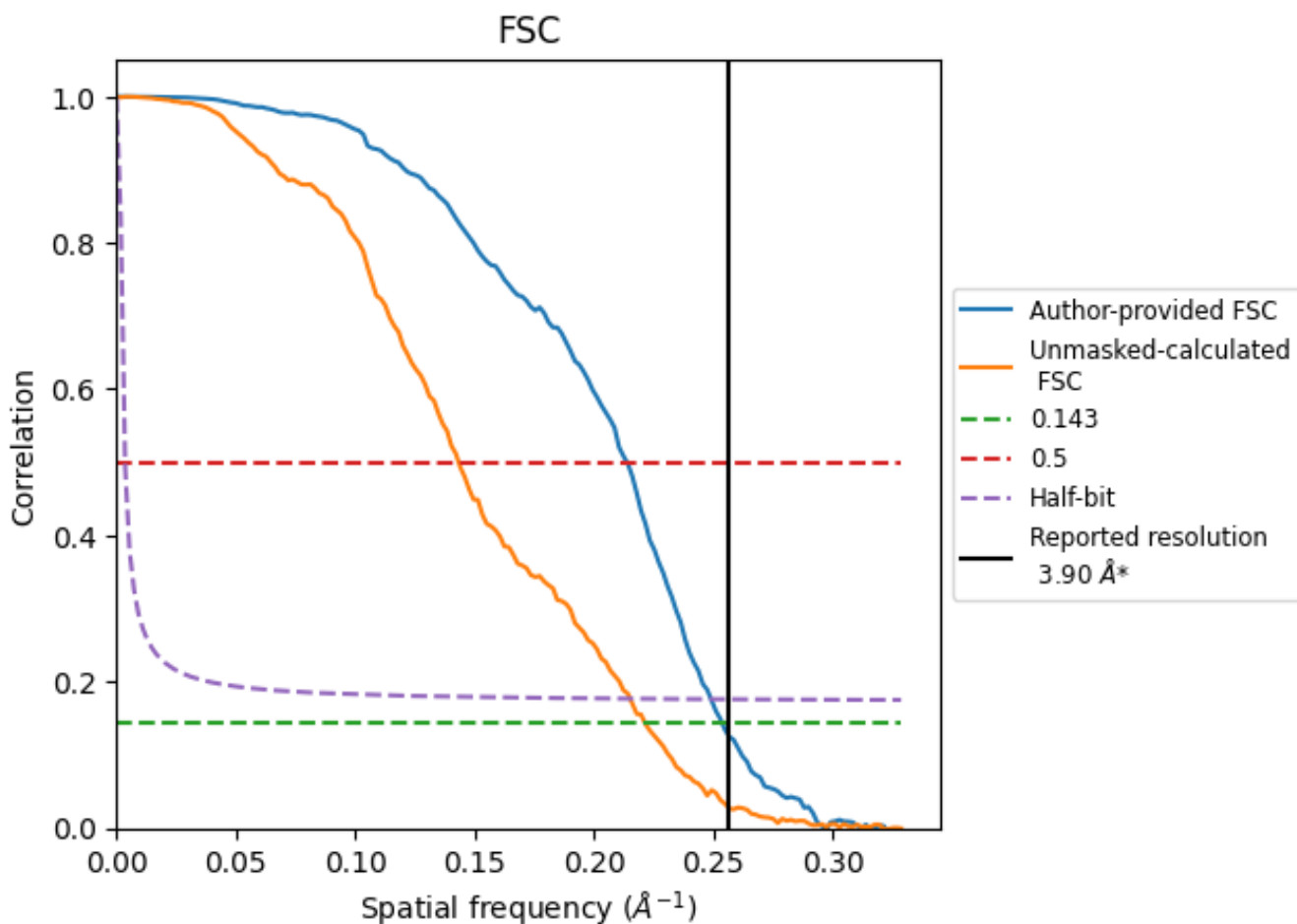


*Reported resolution corresponds to spatial frequency of 0.256 Å⁻¹

8 Fourier-Shell correlation [i](#)

Fourier-Shell Correlation (FSC) is the most commonly used method to estimate the resolution of single-particle and subtomogram-averaged maps. The shape of the curve depends on the imposed symmetry, mask and whether or not the two 3D reconstructions used were processed from a common reference. The reported resolution is shown as a black line. A curve is displayed for the half-bit criterion in addition to lines showing the 0.143 gold standard cut-off and 0.5 cut-off.

8.1 FSC [i](#)



*Reported resolution corresponds to spatial frequency of 0.256 Å⁻¹

8.2 Resolution estimates [i](#)

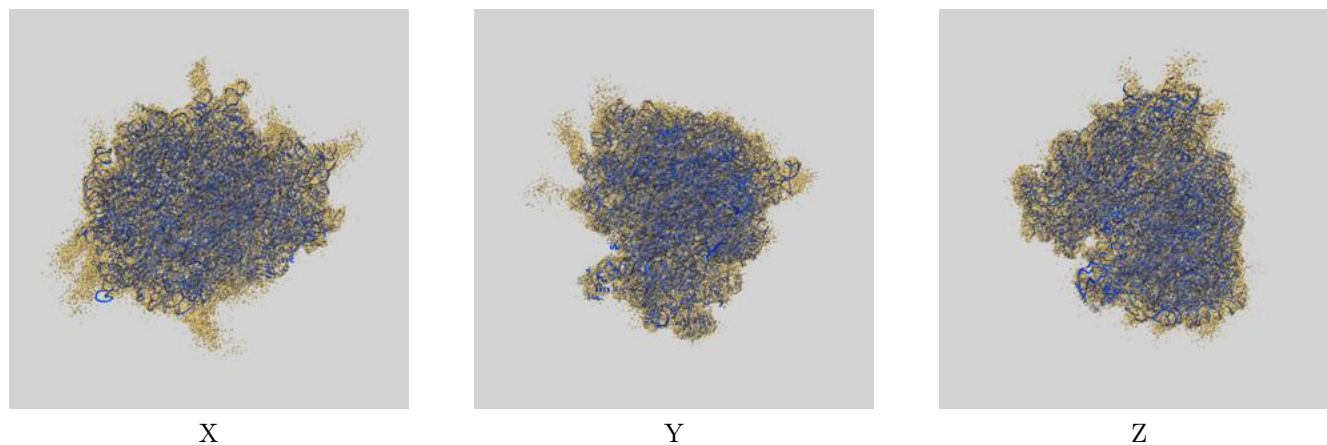
Resolution estimate (Å)	Estimation criterion (FSC cut-off)		
	0.143	0.5	Half-bit
Reported by author	3.90	-	-
Author-provided FSC curve	3.94	4.67	4.01
Unmasked-calculated*	4.51	6.97	4.64

*Resolution estimate based on FSC curve calculated by comparison of deposited half-maps. The value from deposited half-maps intersecting FSC 0.143 CUT-OFF 4.51 differs from the reported value 3.9 by more than 10 %

9 Map-model fit [i](#)

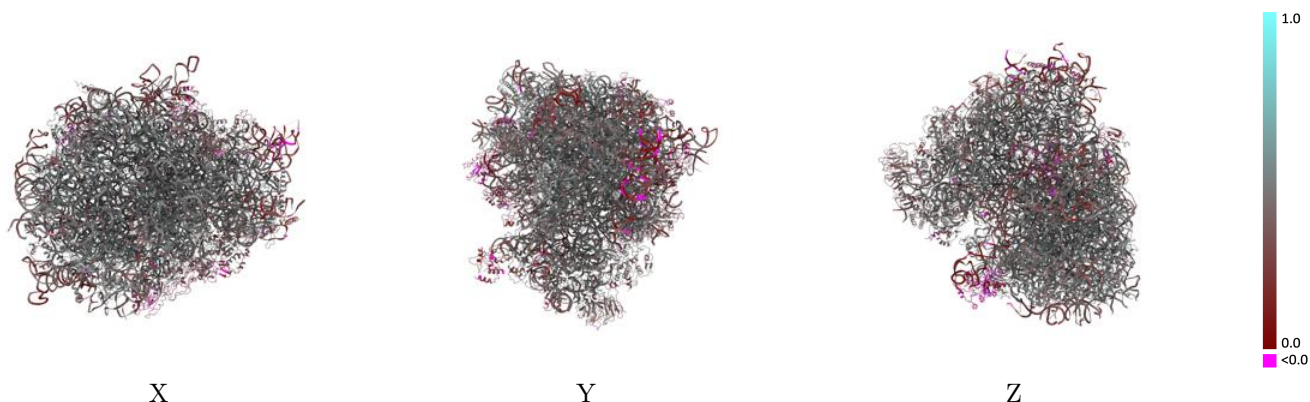
This section contains information regarding the fit between EMDB map EMD-0192 and PDB model 6HCF. Per-residue inclusion information can be found in section 3 on page 22.

9.1 Map-model overlay [i](#)



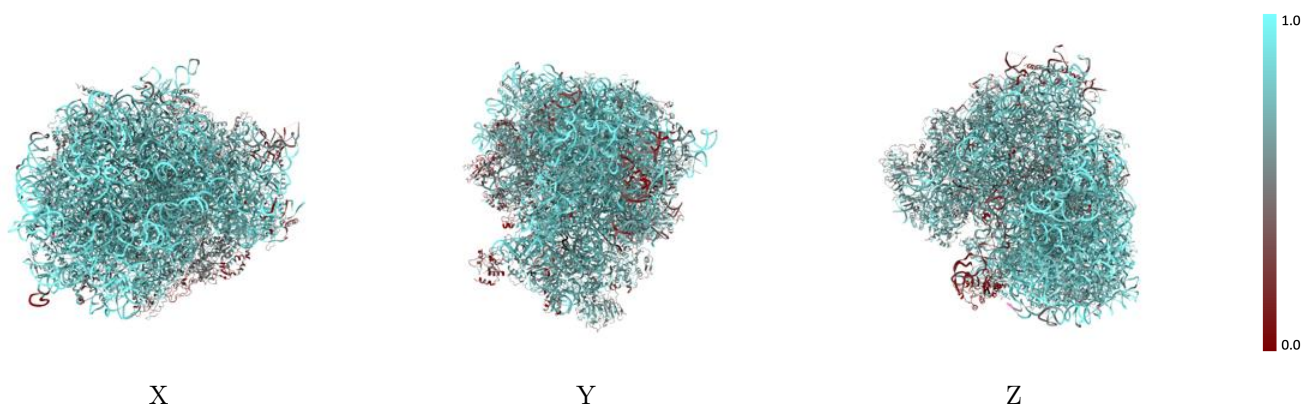
The images above show the 3D surface view of the map at the recommended contour level 0.1 at 50% transparency in yellow overlaid with a ribbon representation of the model coloured in blue. These images allow for the visual assessment of the quality of fit between the atomic model and the map.

9.2 Q-score mapped to coordinate model [i](#)



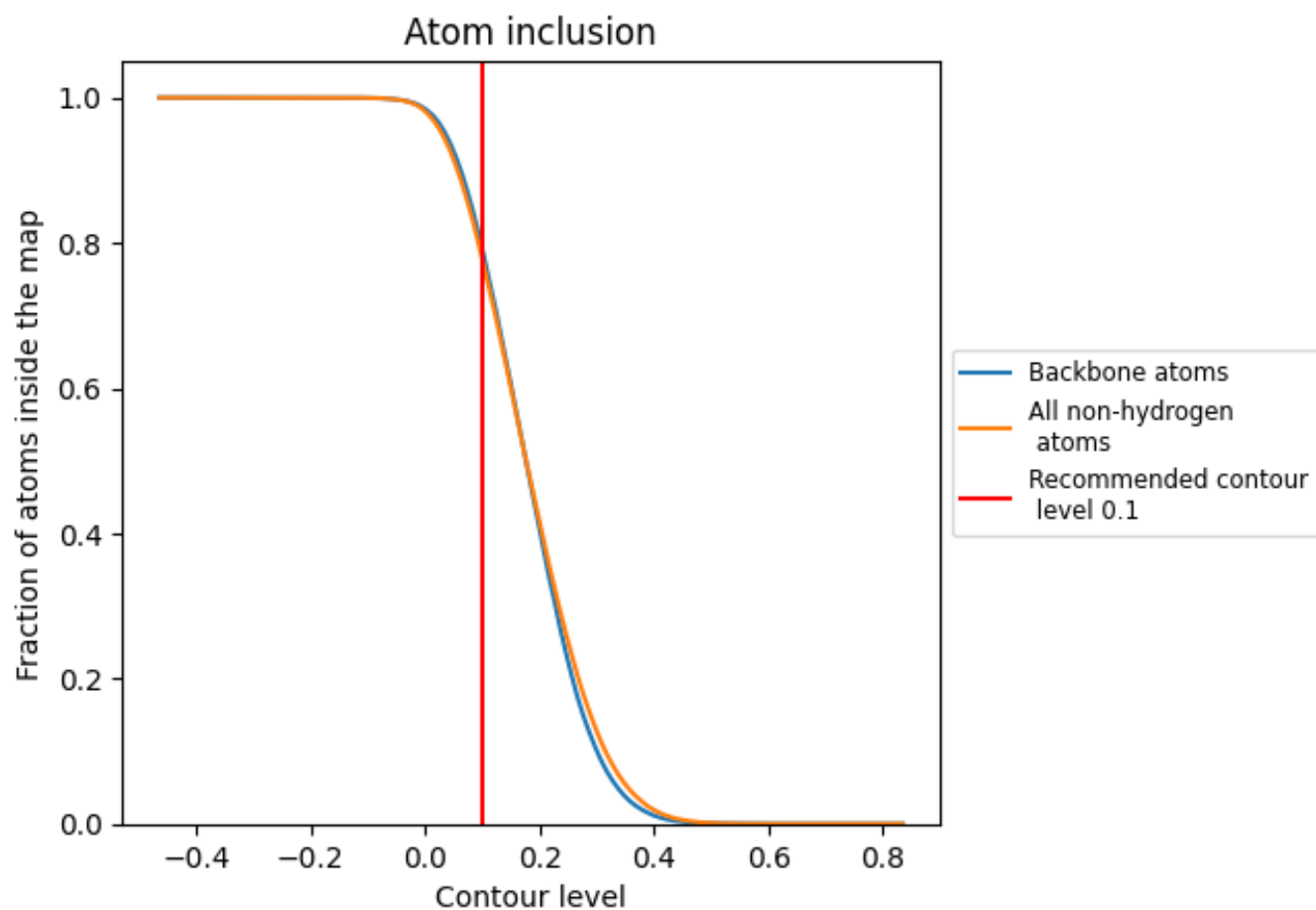
The images above show the model with each residue coloured according to its Q-score. This shows their resolvability in the map with higher Q-score values reflecting better resolvability. Please note: Q-score is calculating the resolvability of atoms, and thus high values are only expected at resolutions at which atoms can be resolved. Low Q-score values may therefore be expected for many entries.

9.3 Atom inclusion mapped to coordinate model [i](#)



The images above show the model with each residue coloured according to its atom inclusion. This shows to what extent they are inside the map at the recommended contour level (0.1).







































































9.4 Atom inclusion [i](#)



At the recommended contour level, 79% of all backbone atoms, 78% of all non-hydrogen atoms, are inside the map.

9.5 Map-model fit summary

The table lists the average atom inclusion at the recommended contour level (0.1) and Q-score for the entire model and for each chain.

Chain	Atom inclusion	Q-score
All	 0.7782	 0.4250
1	 0.3182	 0.3240
23	 0.7246	 0.3550
52	 0.8848	 0.4400
72	 0.9404	 0.4560
82	 0.9116	 0.4560
A1	 0.8599	 0.4250
A3	 0.7428	 0.4550
B1	 0.6591	 0.4290
B3	 0.7994	 0.4790
C1	 0.6292	 0.4300
C3	 0.8057	 0.4890
D1	 0.6704	 0.4480
D3	 0.7891	 0.4440
E1	 0.6203	 0.4150
E3	 0.8136	 0.4690
F1	 0.7151	 0.4550
F3	 0.7993	 0.4840
G1	 0.6622	 0.4300
G3	 0.6937	 0.4250
H1	 0.6501	 0.3820
H3	 0.7659	 0.4720
I1	 0.6126	 0.3940
I3	 0.7491	 0.4560
J1	 0.7136	 0.4440
J3	 0.7381	 0.4460
K1	 0.7119	 0.4350
L1	 0.6671	 0.3920
L3	 0.7607	 0.4500
M1	 0.7055	 0.4590
M3	 0.8289	 0.4710
N1	 0.2394	 0.1540
N3	 0.8099	 0.4930
O1	 0.7118	 0.4470
O3	 0.8098	 0.4920

























Continued on next page...

Continued from previous page...

Chain	Atom inclusion	Q-score
P1	0.6575	0.4470
P3	0.8012	0.4820
Q1	0.6860	0.4100
Q3	0.8034	0.4910
R1	0.6877	0.4370
R3	0.6551	0.3700
S1	0.6262	0.4230
S3	0.8068	0.4890
T1	0.7092	0.4180
T3	0.7648	0.4770
U1	0.6963	0.3950
U3	0.6549	0.3280
V1	0.5891	0.3880
V3	0.7077	0.4750
W1	0.6576	0.4230
W3	0.5824	0.3550
X1	0.7198	0.4600
X3	0.7766	0.4670
Y1	0.7115	0.4730
Y3	0.8163	0.4700
Z1	0.7299	0.4450
Z3	0.4641	0.1810
a1	0.6209	0.3620
a3	0.8379	0.4960
b1	0.6995	0.4480
b3	0.6908	0.4230
c1	0.6244	0.4260
c3	0.4503	0.2020
d1	0.5809	0.4270
d3	0.7666	0.4710
e1	0.7579	0.4550
e3	0.7994	0.4940
f1	0.5845	0.3990
f3	0.8302	0.4990
g1	0.4584	0.2750
g3	0.5672	0.2880
h1	0.5830	0.3670
h3	0.7640	0.4410
i3	0.7299	0.4410
j1	0.4847	0.3860
j3	0.8351	0.4930
k1	0.5008	0.3700

Continued on next page...

Continued from previous page...

Chain	Atom inclusion	Q-score
k3	 0.4542	 0.1600
l3	 0.7892	 0.4890
m3	 0.7692	 0.4780
n3	 0.6743	 0.4230
o3	 0.7579	 0.4710
p3	 0.6212	 0.3750
r3	 0.8380	 0.5060
s3	 0.2020	 0.1230
t3	 0.3278	 0.2060
u3	 0.0327	 -0.0100
w3	 0.4676	 0.3100