



Full wwPDB EM Validation Report ⓘ

Nov 20, 2022 – 07:20 am GMT

PDB ID : 6HBL
EMDB ID : EMD-0188
Title : Echovirus 18 Open particle without three pentamers
Authors : Buchta, D.; Fuzik, T.; Hrebik, D.; Levdansky, Y.; Moravcova, J.; Plevka, P.
Deposited on : 2018-08-10
Resolution : 3.70 Å (reported)
Based on initial model : 6HBH

This is a Full wwPDB EM Validation Report for a publicly released PDB entry.

We welcome your comments at validation@mail.wwpdb.org

A user guide is available at

<https://www.wwpdb.org/validation/2017/EMValidationReportHelp>

with specific help available everywhere you see the ⓘ symbol.

The types of validation reports are described at

<http://www.wwpdb.org/validation/2017/FAQs#types>.

The following versions of software and data (see [references ⓘ](#)) were used in the production of this report:

EMDB validation analysis : 0.0.1.dev43
MolProbity : 4.02b-467
Percentile statistics : 20191225.v01 (using entries in the PDB archive December 25th 2019)
MapQ : 1.9.9
Ideal geometry (proteins) : Engh & Huber (2001)
Ideal geometry (DNA, RNA) : Parkinson et al. (1996)
Validation Pipeline (wwPDB-VP) : 2.31.2

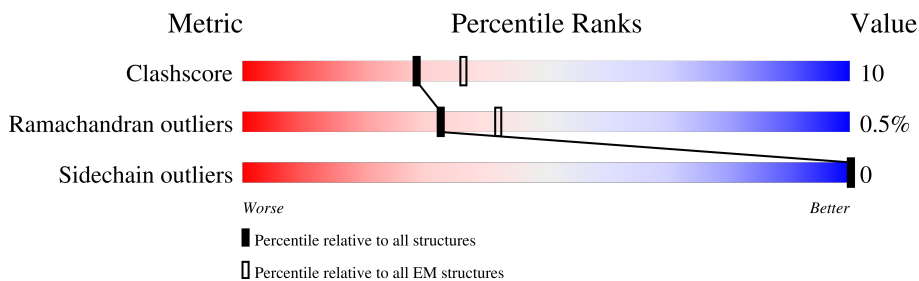
1 Overall quality at a glance

The following experimental techniques were used to determine the structure:

ELECTRON MICROSCOPY

The reported resolution of this entry is 3.70 Å.

Percentile scores (ranging between 0-100) for global validation metrics of the entry are shown in the following graphic. The table shows the number of entries on which the scores are based.















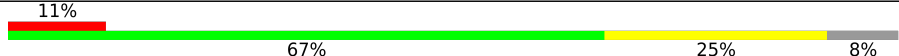
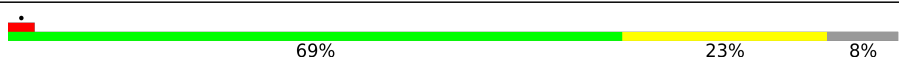


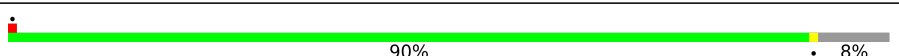
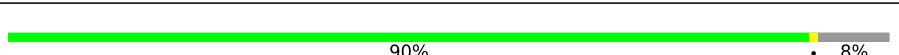
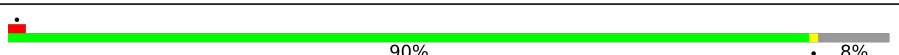
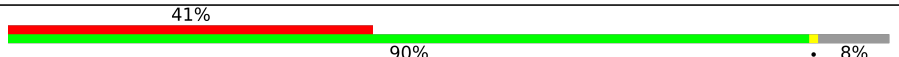
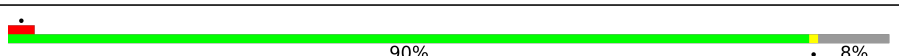
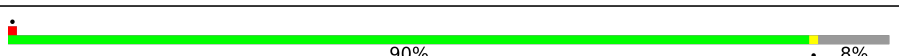


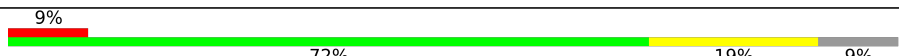
Metric	Whole archive (#Entries)	EM structures (#Entries)
Clashscore	158937	4297
Ramachandran outliers	154571	4023
Sidechain outliers	154315	3826

The table below summarises the geometric issues observed across the polymeric chains and their fit to the map. The red, orange, yellow and green segments of the bar indicate the fraction of residues that contain outliers for ≥ 3 , 2, 1 and 0 types of geometric quality criteria respectively. A grey segment represents the fraction of residues that are not modelled. The numeric value for each fraction is indicated below the corresponding segment, with a dot representing fractions $\leq 5\%$. The upper red bar (where present) indicates the fraction of residues that have poor fit to the EM map (all-atom inclusion $< 40\%$). The numeric value is given above the bar.

Mol	Chain	Length	Quality of chain
1	A	287	
1	D	287	
1	G	287	
1	J	287	
1	M	287	
1	P	287	
1	S	287	
1	V	287	

Continued on next page...

Continued from previous page...

Mol	Chain	Length	Quality of chain
1	Y	287	
1	b	287	
1	e	287	
1	h	287	
1	k	287	
1	n	287	
1	q	287	
2	B	260	
2	E	260	
2	H	260	
2	K	260	
2	N	260	
2	Q	260	
2	T	260	
2	W	260	
2	Z	260	
2	c	260	
2	f	260	
2	i	260	
2	l	260	
2	o	260	
2	r	260	
3	C	239	
3	F	239	
3	I	239	

Continued on next page...

Continued from previous page...

Mol	Chain	Length	Quality of chain
3	L	239	<p>51% 72% 19% 9%</p>
3	O	239	<p>73% 18% 9%</p>
3	R	239	<p>6% 73% 18% 9%</p>
3	U	239	<p>70% 21% 9%</p>
3	X	239	<p>62% 73% 18% 9%</p>
3	a	239	<p>91% 9%</p>
3	d	239	<p>91% 9%</p>
3	g	239	<p>91% 9%</p>
3	j	239	<p>91% 9%</p>
3	m	239	<p>33% 91% 9%</p>
3	p	239	<p>91% 9%</p>
3	s	239	<p>91% 9%</p>

2 Entry composition [i](#)

There are 3 unique types of molecules in this entry. The entry contains 77940 atoms, of which 0 are hydrogens and 0 are deuteriums.

In the tables below, the AltConf column contains the number of residues with at least one atom in alternate conformation and the Trace column contains the number of residues modelled with at most 2 atoms.

- Molecule 1 is a protein called Echovirus 18 capsid protein 1.

Mol	Chain	Residues	Atoms					AltConf	Trace
			Total	C	N	O	S		
1	A	224	Total 1741	C 1117	N 305	O 305	S 14	0	0
1	q	224	Total 1741	C 1117	N 305	O 305	S 14	0	0
1	n	224	Total 1741	C 1117	N 305	O 305	S 14	0	0
1	k	224	Total 1741	C 1117	N 305	O 305	S 14	0	0
1	h	224	Total 1741	C 1117	N 305	O 305	S 14	0	0
1	e	224	Total 1741	C 1117	N 305	O 305	S 14	0	0
1	b	224	Total 1741	C 1117	N 305	O 305	S 14	0	0
1	Y	224	Total 1741	C 1117	N 305	O 305	S 14	0	0
1	V	224	Total 1741	C 1117	N 305	O 305	S 14	0	0
1	S	224	Total 1741	C 1117	N 305	O 305	S 14	0	0
1	P	224	Total 1741	C 1117	N 305	O 305	S 14	0	0
1	M	224	Total 1741	C 1117	N 305	O 305	S 14	0	0
1	J	224	Total 1741	C 1117	N 305	O 305	S 14	0	0
1	G	224	Total 1741	C 1117	N 305	O 305	S 14	0	0
1	D	224	Total 1741	C 1117	N 305	O 305	S 14	0	0

- Molecule 2 is a protein called Echovirus 18 capsid protein 2.

Mol	Chain	Residues	Atoms					AltConf	Trace
2	r	238	Total	C	N	O	S	0	0
			1821	1172	302	332	15		
2	o	238	Total	C	N	O	S	0	0
			1821	1172	302	332	15		
2	l	238	Total	C	N	O	S	0	0
			1821	1172	302	332	15		
2	i	238	Total	C	N	O	S	0	0
			1821	1172	302	332	15		
2	f	238	Total	C	N	O	S	0	0
			1821	1172	302	332	15		
2	c	238	Total	C	N	O	S	0	0
			1821	1172	302	332	15		
2	Z	238	Total	C	N	O	S	0	0
			1821	1172	302	332	15		
2	W	238	Total	C	N	O	S	0	0
			1821	1172	302	332	15		
2	T	238	Total	C	N	O	S	0	0
			1821	1172	302	332	15		
2	Q	238	Total	C	N	O	S	0	0
			1821	1172	302	332	15		
2	N	238	Total	C	N	O	S	0	0
			1821	1172	302	332	15		
2	K	238	Total	C	N	O	S	0	0
			1821	1172	302	332	15		
2	H	238	Total	C	N	O	S	0	0
			1821	1172	302	332	15		
2	E	238	Total	C	N	O	S	0	0
			1821	1172	302	332	15		
2	B	238	Total	C	N	O	S	0	0
			1821	1172	302	332	15		


- Molecule 3 is a protein called Echovirus 18 capsid protein 3.

Mol	Chain	Residues	Atoms					AltConf	Trace
3	s	218	Total	C	N	O	S	0	0
			1634	1045	265	308	16		
3	p	218	Total	C	N	O	S	0	0
			1634	1045	265	308	16		
3	m	218	Total	C	N	O	S	0	0
			1634	1045	265	308	16		
3	j	218	Total	C	N	O	S	0	0
			1634	1045	265	308	16		
3	g	218	Total	C	N	O	S	0	0
			1634	1045	265	308	16		

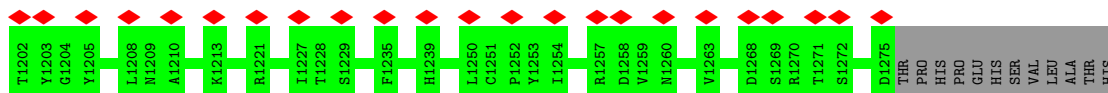
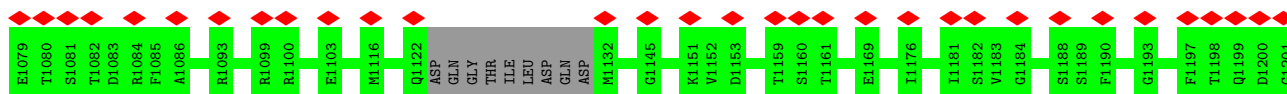
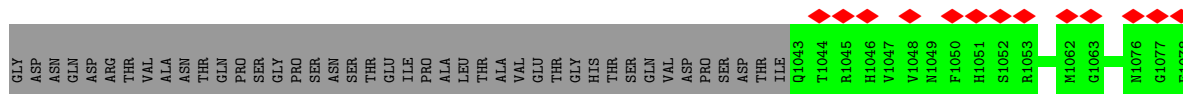
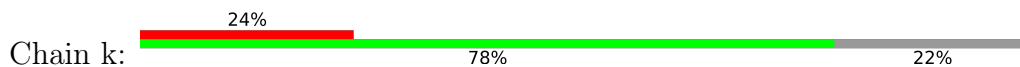
Continued on next page...

Continued from previous page...


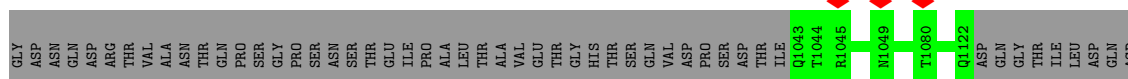
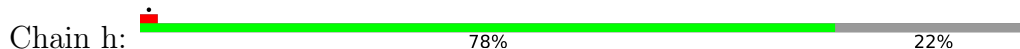
Mol	Chain	Residues	Atoms					AltConf	Trace
3	d	218	Total 1634	C 1045	N 265	O 308	S 16	0	0
3	a	218	Total 1634	C 1045	N 265	O 308	S 16	0	0
3	X	218	Total 1634	C 1045	N 265	O 308	S 16	0	0
3	U	218	Total 1634	C 1045	N 265	O 308	S 16	0	0
3	R	218	Total 1634	C 1045	N 265	O 308	S 16	0	0
3	O	218	Total 1634	C 1045	N 265	O 308	S 16	0	0
3	L	218	Total 1634	C 1045	N 265	O 308	S 16	0	0
3	I	218	Total 1634	C 1045	N 265	O 308	S 16	0	0
3	F	218	Total 1634	C 1045	N 265	O 308	S 16	0	0
3	C	218	Total 1634	C 1045	N 265	O 308	S 16	0	0





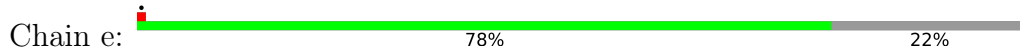
• Molecule 1: Echovirus 18 capsid protein 1




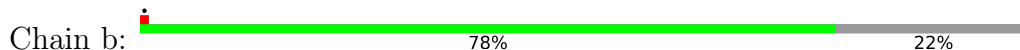
• Molecule 1: Echovirus 18 capsid protein 1



• Molecule 1: Echovirus 18 capsid protein 1



• Molecule 1: Echovirus 18 capsid protein 1



D1275
THR
PRO
HIS
GLN
ASP
PRO
GLU
HIS
SER
VAL
LEU
ALA
THR
HIS

• Molecule 1: Echovirus 18 capsid protein 1

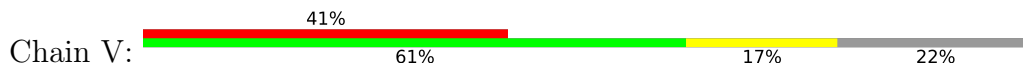


GLY
ASP
ASN
GLN
ASP
ARG
THR
VAL
ALA
ASN
THR
GLN
PRO
SER
GLY
PRO
SER
ASN
LEU
SER
THR
GLU
ILE
PRO
ALA
LEU
THR
ALA
VAL
GLU
THR
GLY
HIS
THR
SER
GLN
VAL
ASP
PRO
SER
ASP
THR
ILE
Q1043
T1044
R1045
S1054
E1055
M1060
F1061
M1062
G1063
R1064
G1077
V1087
M1088
T1089

I1090
R1100
T1106
D1111
M1116
C1121
Q1122
ASP
GLN
GLY
THR
ILE
LEU
SER
GLN
ASP
M1132
T1136
I1139
M1140
Y1141
E1156
T1168
Y1191
M1194
T1198
Y1203
G1204
M1211
G1212
K1213
L1214
Y1215
I1216
I1231
K1238
V1244
F1245
R1246
P1247
R1249

V1263
I1266
T1267
D1275
THR
PRO
HIS
GLN
ASP
PRO
GLU
HIS
SER
VAL
LEU
THR
HIS

• Molecule 1: Echovirus 18 capsid protein 1



GLY
ASP
ASN
GLN
ASP
ARG
THR
VAL
ALA
ASN
THR
GLN
PRO
SER
GLY
PRO
SER
ASN
LEU
SER
THR
GLU
ILE
PRO
ALA
LEU
THR
ALA
VAL
GLU
THR
GLY
HIS
THR
SER
GLN
VAL
ASP
PRO
SER
ASP
THR
ILE
Q1043
T1044
R1045
H1046
V1047
N1048
N1049
F1050
H1051
S1052
R1053
E1054
E1055
S1056
G1057
I1058
E1059
N1060

F1061
M1062
G1063
R1064
A1065
M1070
D1071
Q1072
G1077
E1078
E1079
T1080
S1081
T1082
D1083
V1087
M1088
T1089
I1090
R1093
E1094
M1095
A1096
Q1097
L1098
R1099
E1100
E1103
M1104
F1105
T1106
Y1107
M1108
R1109
F1110
D1111
I1112
E1113
M1114
T1115
M1116
V1117
C1121
Q1122
ASP
GLN
GLY
THR
ILE
LEU
ASP
GLN
ASP
M1132

T1136
H1137
G1138
I1139
M1140
Y1141
V1142
P1143
P1144
I1148
P1149
A1150
K1151
V1152
D1153
G1154
E1155
S1160
T1161
T1168
M1171
A1172
P1173
F1174
R1175
S1177
I1178
P1179
F1180
I1181
S1182
V1183
G1184
M1185
A1186
Y1187
S1188
S1189
F1190
Y1191
D1192
G1193
W1194
S1195
H1196
F1197
T1198
Q1199
D1200
G1201
Y1203
G1204

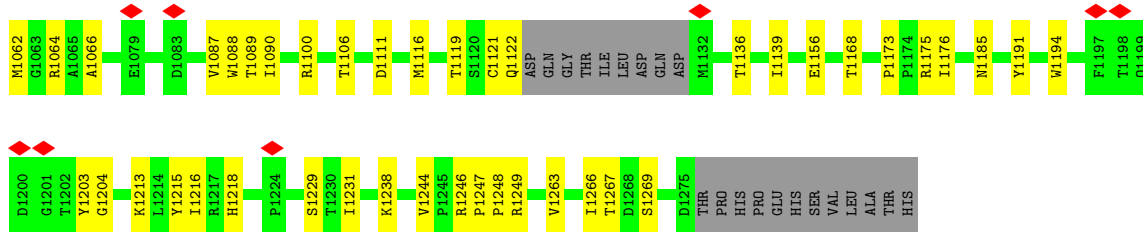
Y1206
T1207
L1208
N1209
K1213
L1214
Y1215
I1216
R1217
H1218
W1219
N1220
P1224
H1225
S1229
I1230
I1231
R1232
Y1233
Y1234
F1235
K1236
P1237
K1238
H1239
I1240
K1241
W1243
V1244
P1245
R1246
P1247
P1248
R1249
L1250
C1251
P1252
Y1253
K1256
R1257
D1258
V1259
N1260
F1261
V1262
V1263
T1264
E1265
I1266
T1267
D1268
S1269
R1270
T1271

S1272
I1273
T1274
D1275
THR
PRO
HIS
GLN
ASP
PRO
GLU
HIS
SER
VAL
LEU
ALA
THR
HIS

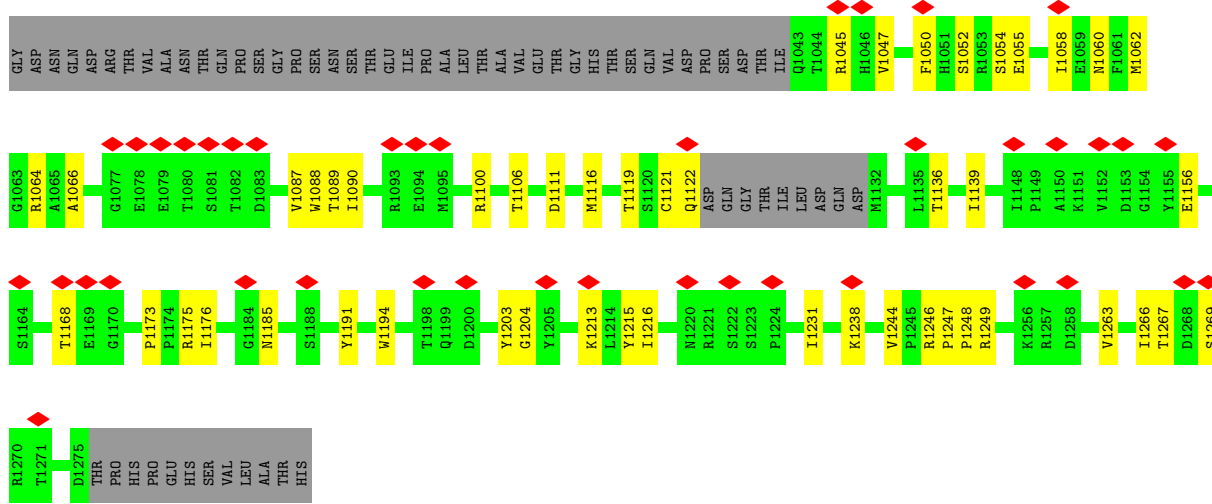
• Molecule 1: Echovirus 18 capsid protein 1



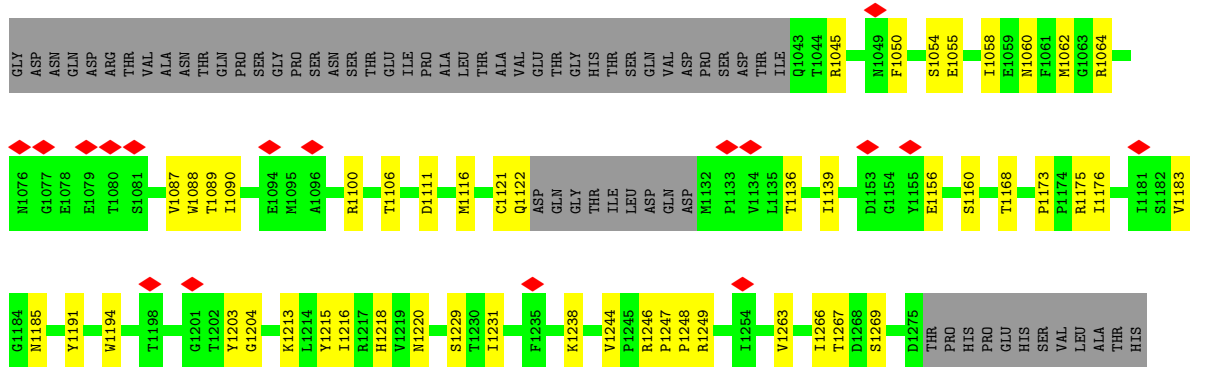
GLY
ASP
ASN
GLN
ASP
ARG
THR
VAL
ALA
ASN
THR
GLN
PRO
SER
GLY
PRO
SER
ASN
LEU
SER
THR
GLU
ILE
PRO
SER
ASP
THR
ILE
Q1043
T1044
R1045
H1046
V1047
N1048
F1050
H1051
S1052
R1053
S1054
E1055
I1058
F1059
M1060
F1061



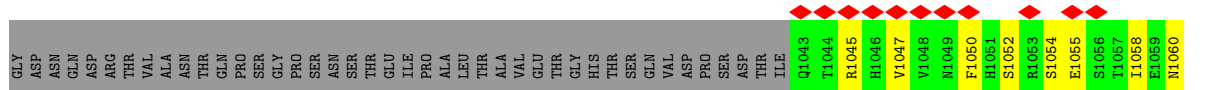
• Molecule 1: Echovirus 18 capsid protein 1

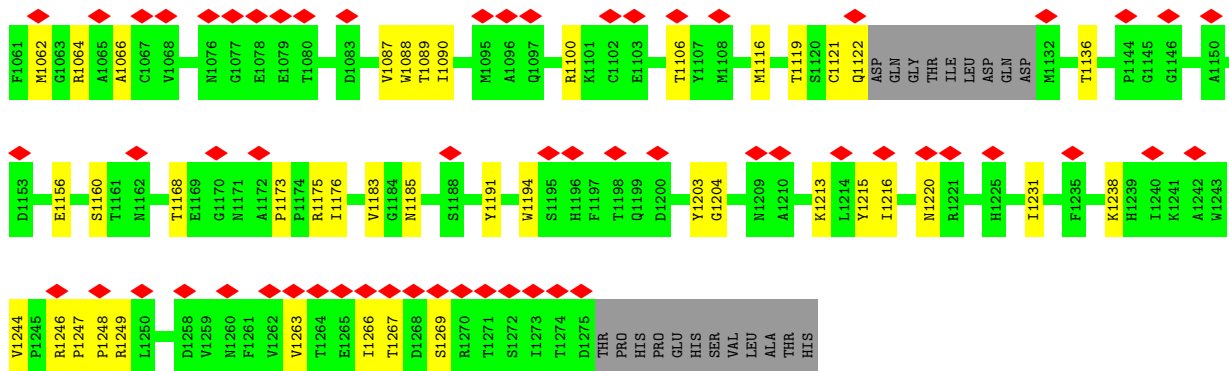


• Molecule 1: Echovirus 18 capsid protein 1

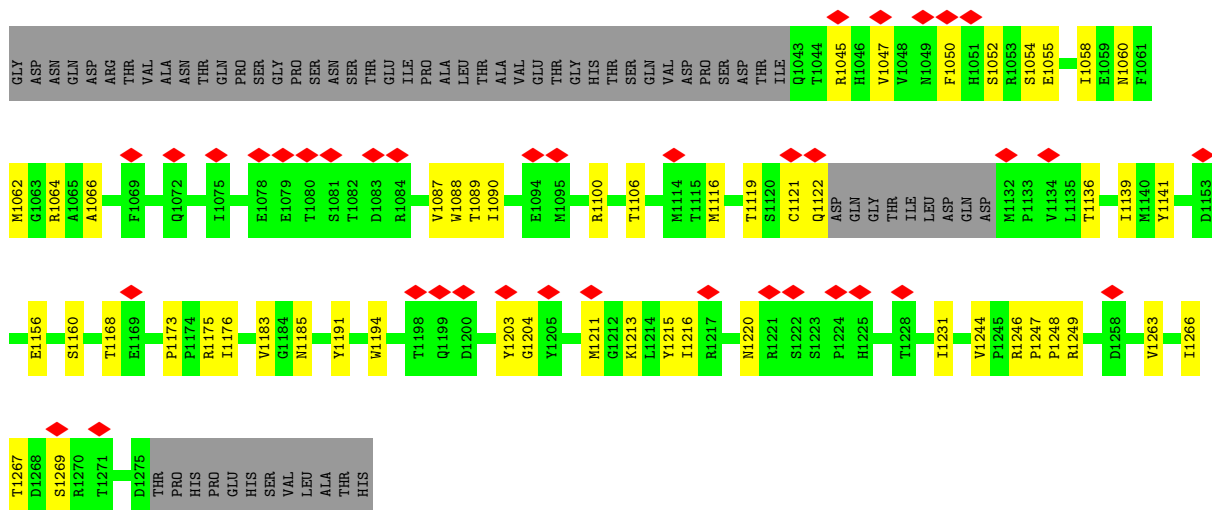


• Molecule 1: Echovirus 18 capsid protein 1

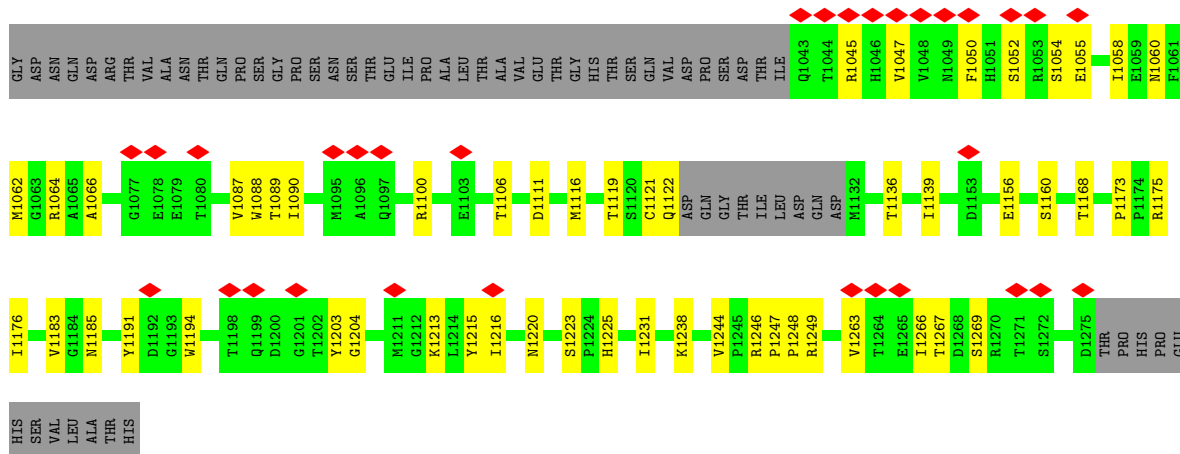




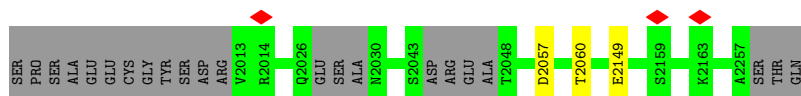
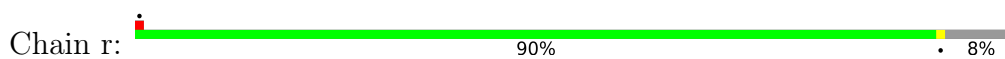
• Molecule 1: Echovirus 18 capsid protein 1



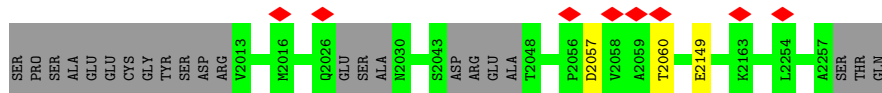
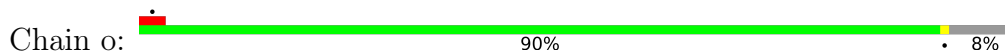
• Molecule 1: Echovirus 18 capsid protein 1



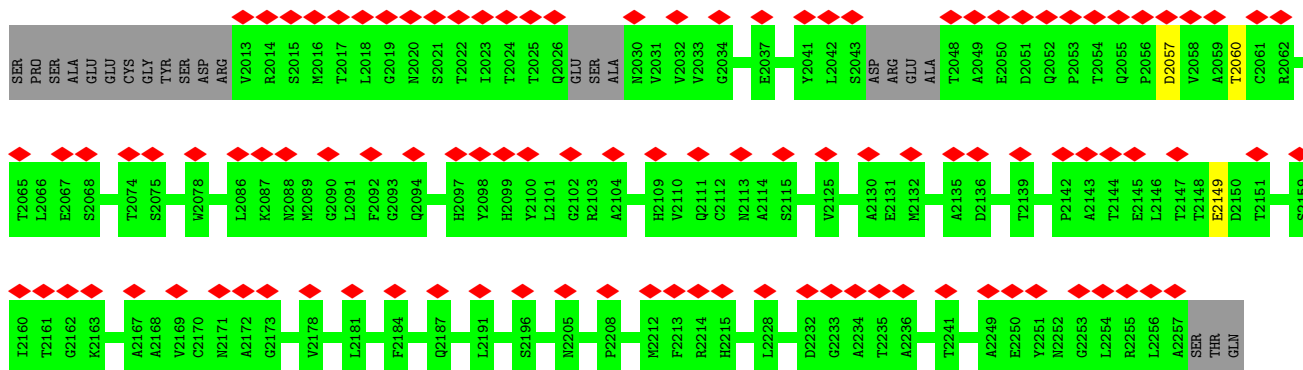
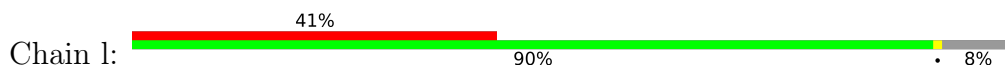
• Molecule 2: Echovirus 18 capsid protein 2



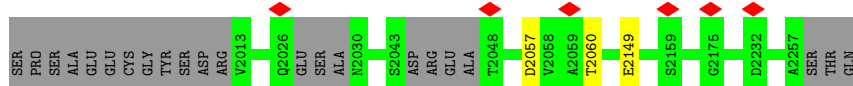
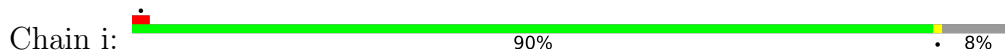
• Molecule 2: Echovirus 18 capsid protein 2



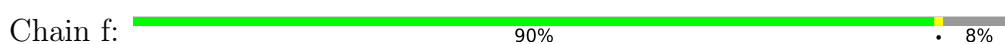
• Molecule 2: Echovirus 18 capsid protein 2



• Molecule 2: Echovirus 18 capsid protein 2

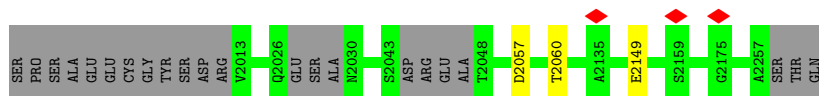


• Molecule 2: Echovirus 18 capsid protein 2

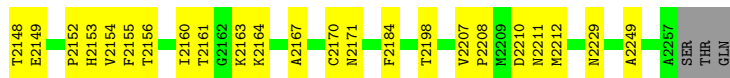


• Molecule 2: Echovirus 18 capsid protein 2

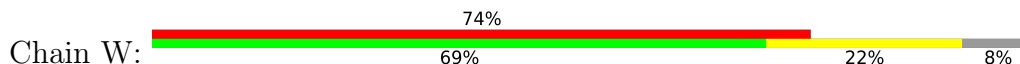




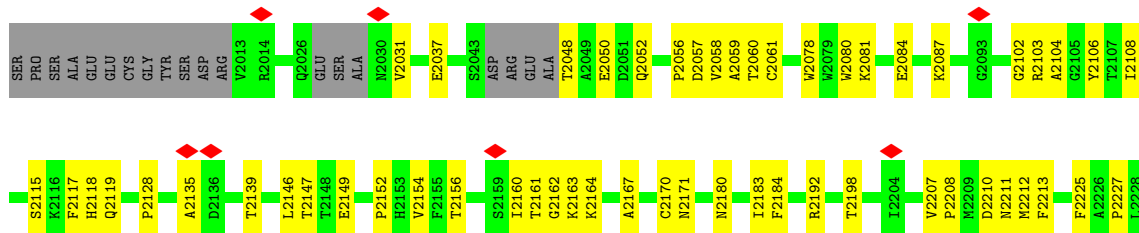
• Molecule 2: Echovirus 18 capsid protein 2

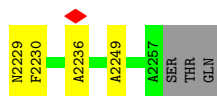


• Molecule 2: Echovirus 18 capsid protein 2

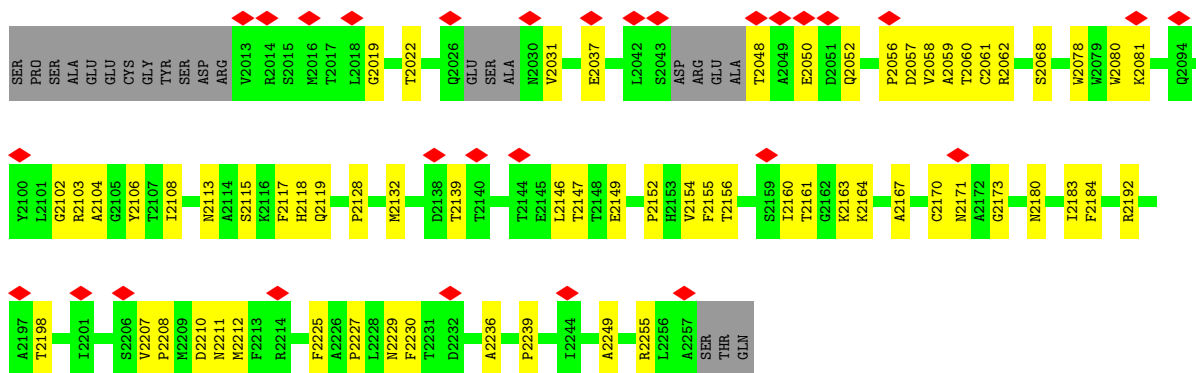


• Molecule 2: Echovirus 18 capsid protein 2

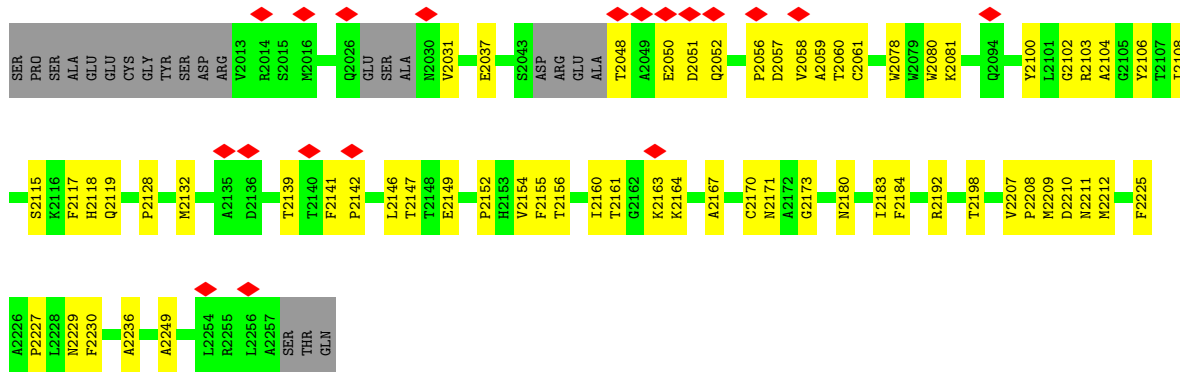




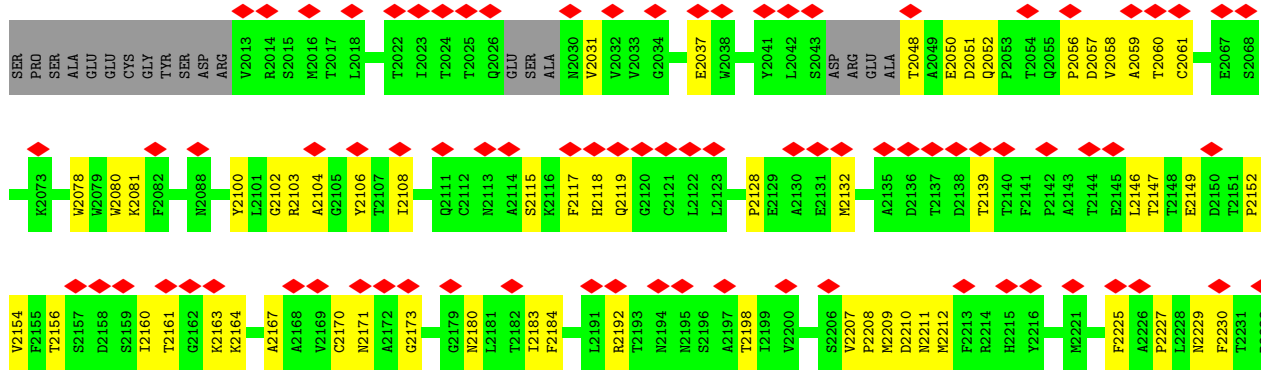
• Molecule 2: Echovirus 18 capsid protein 2



• Molecule 2: Echovirus 18 capsid protein 2

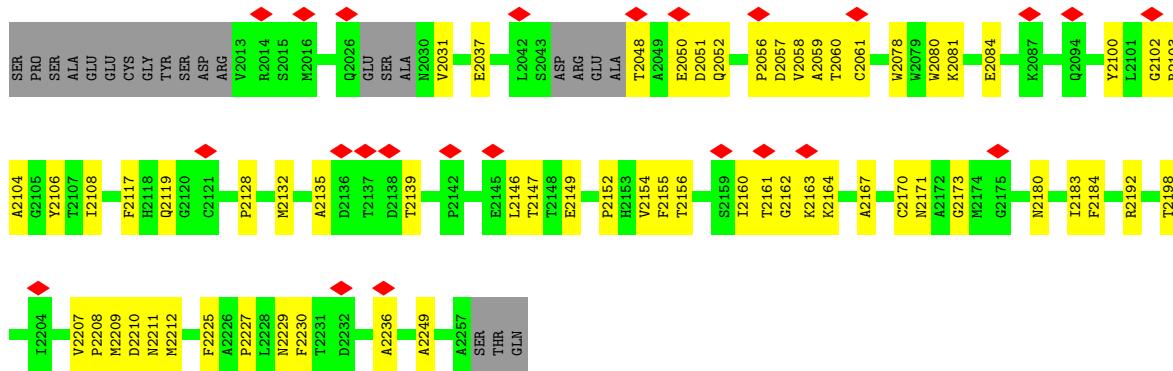


• Molecule 2: Echovirus 18 capsid protein 2

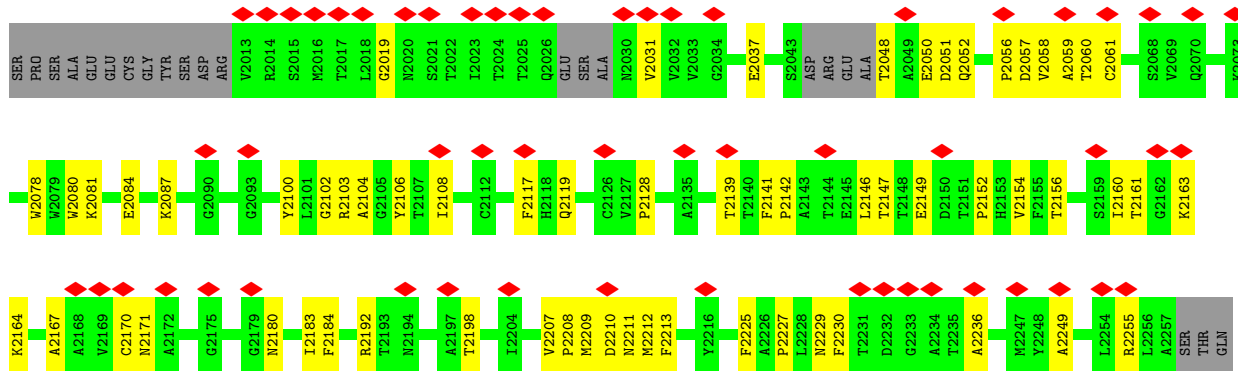




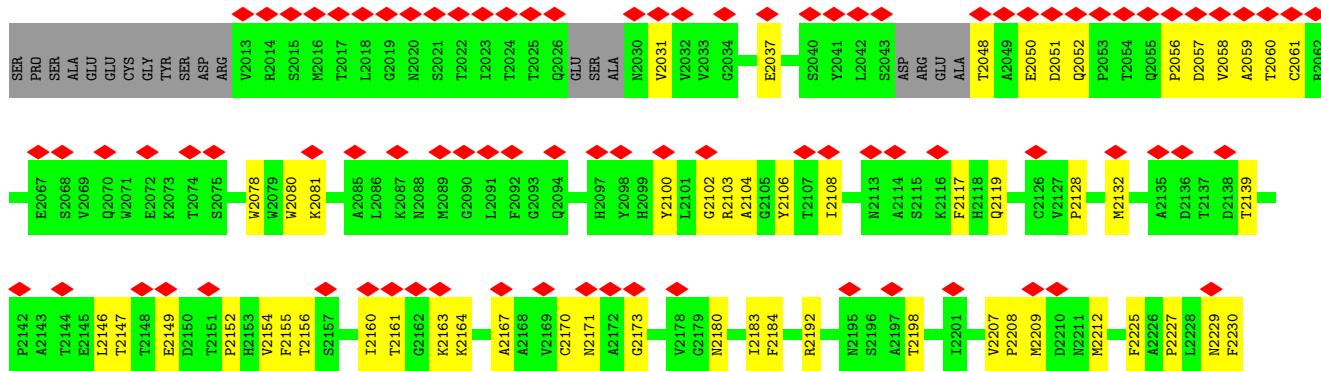
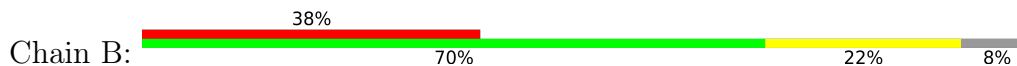
• Molecule 2: Echovirus 18 capsid protein 2

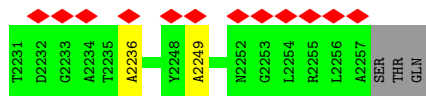


• Molecule 2: Echovirus 18 capsid protein 2

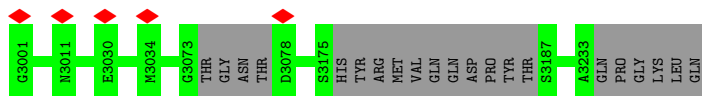
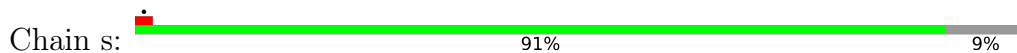


• Molecule 2: Echovirus 18 capsid protein 2

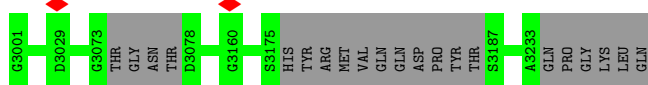




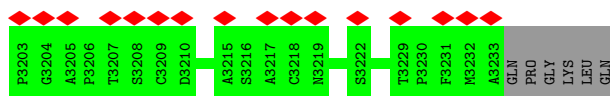
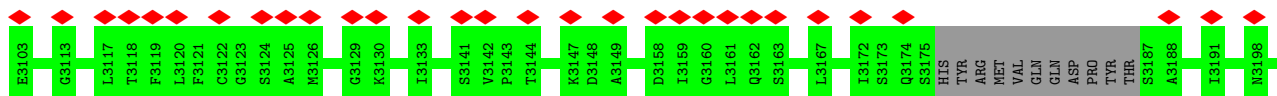
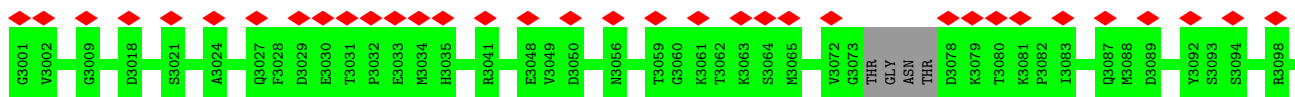
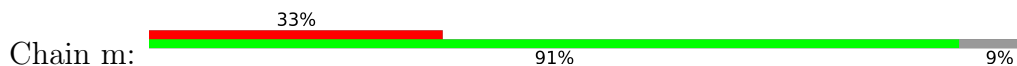
• Molecule 3: Echovirus 18 capsid protein 3



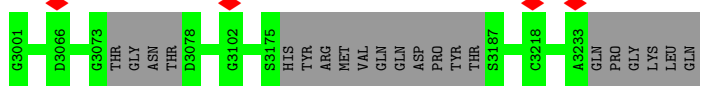
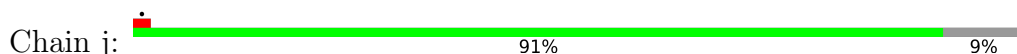
• Molecule 3: Echovirus 18 capsid protein 3




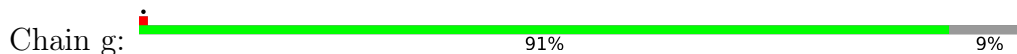
• Molecule 3: Echovirus 18 capsid protein 3

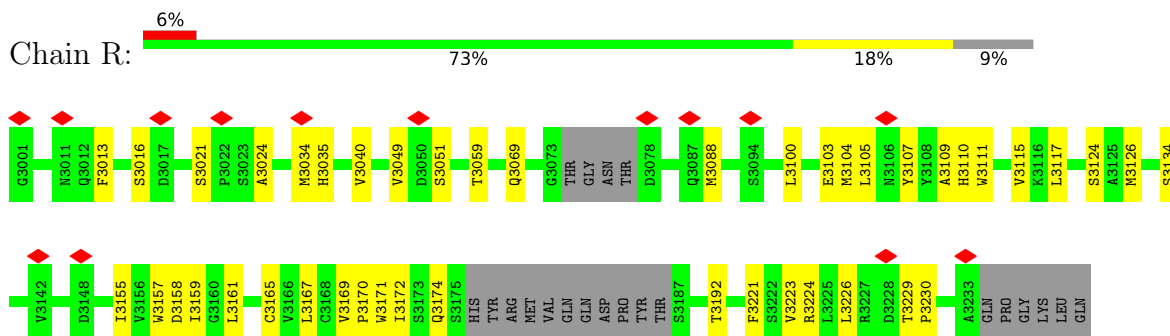


• Molecule 3: Echovirus 18 capsid protein 3

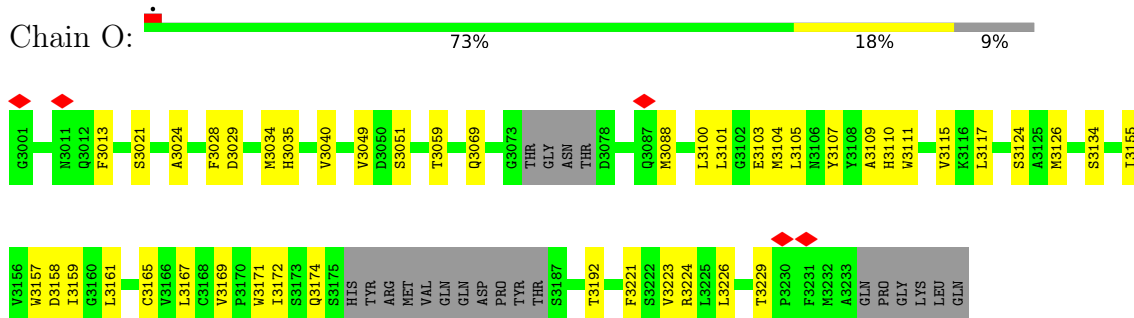


• Molecule 3: Echovirus 18 capsid protein 3

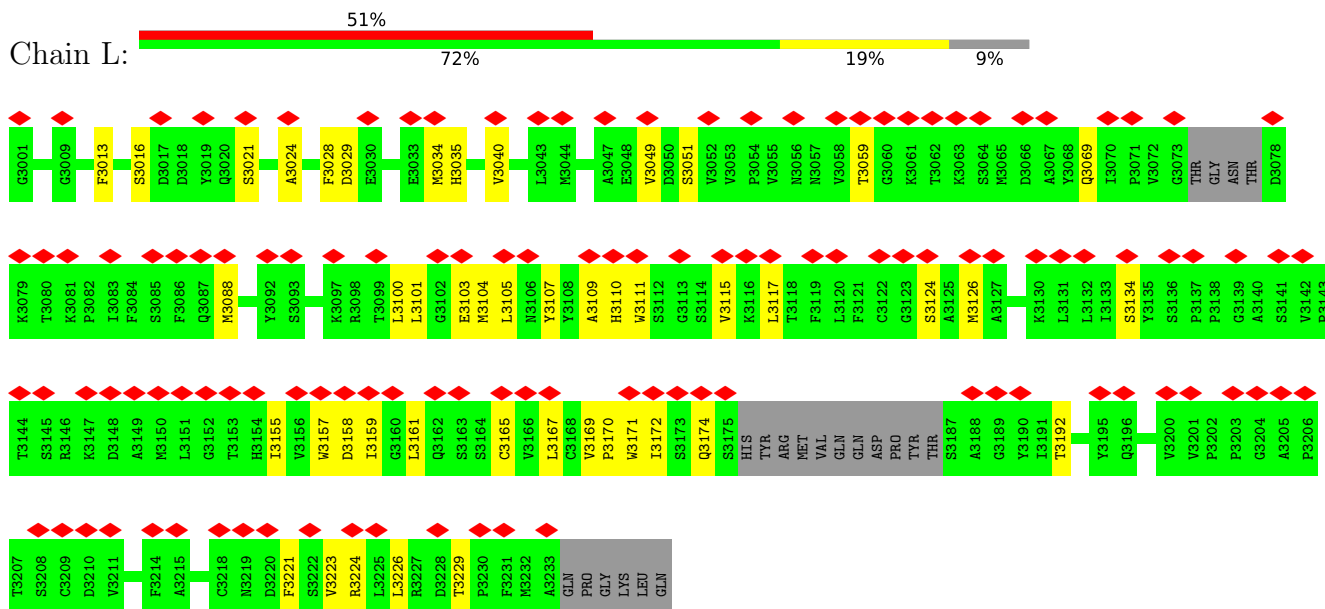




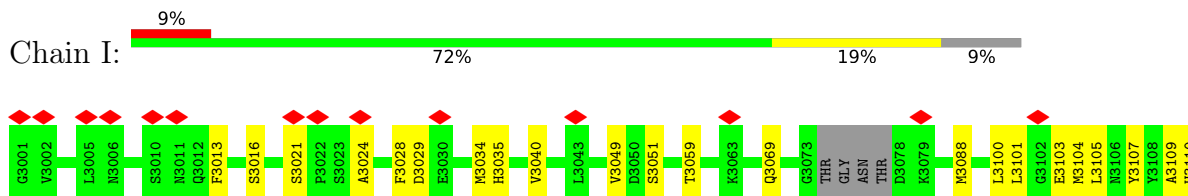
• Molecule 3: Echovirus 18 capsid protein 3

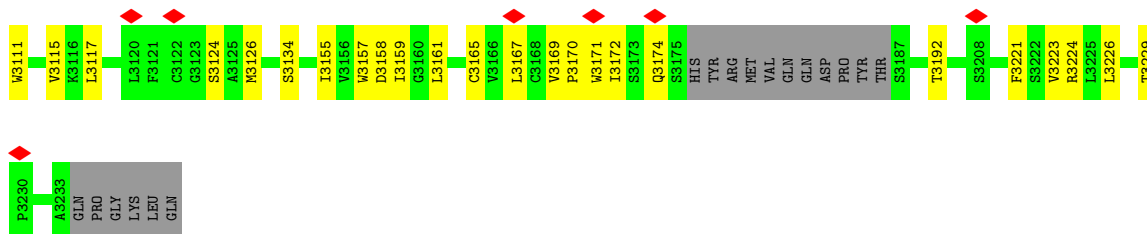


• Molecule 3: Echovirus 18 capsid protein 3

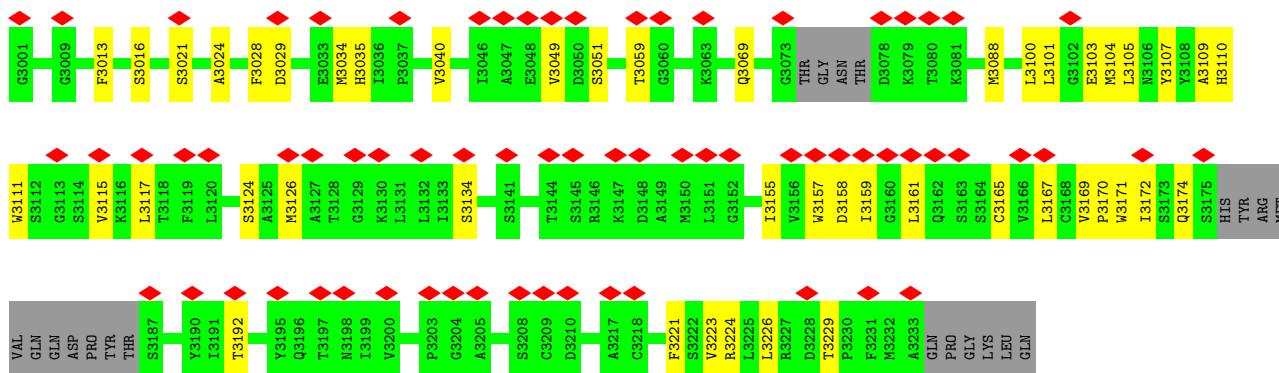


• Molecule 3: Echovirus 18 capsid protein 3

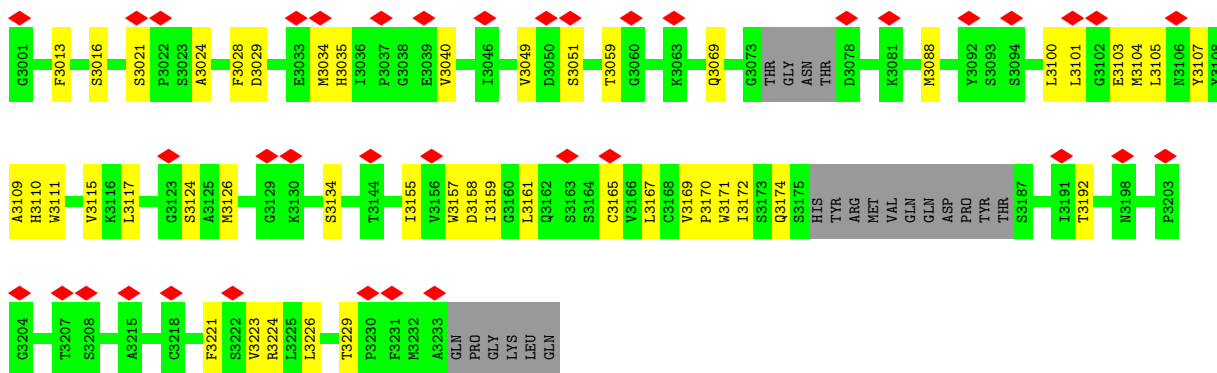
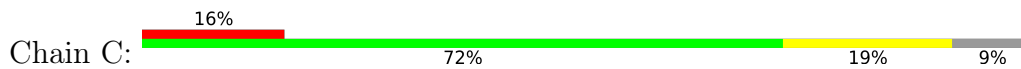




• Molecule 3: Echovirus 18 capsid protein 3



• Molecule 3: Echovirus 18 capsid protein 3



4 Experimental information

Property	Value	Source
EM reconstruction method	SINGLE PARTICLE	Depositor
Imposed symmetry	POINT, C3	Depositor
Number of particles used	13635	Depositor
Resolution determination method	FSC 0.143 CUT-OFF	Depositor
CTF correction method	PHASE FLIPPING ONLY	Depositor
Microscope	FEI TITAN KRIOS	Depositor
Voltage (kV)	300	Depositor
Electron dose ($e^-/\text{\AA}^2$)	45.2	Depositor
Minimum defocus (nm)	651	Depositor
Maximum defocus (nm)	3282	Depositor
Magnification	79575	Depositor
Image detector	FEI FALCON III (4k x 4k)	Depositor
Maximum map value	0.568	Depositor
Minimum map value	-0.289	Depositor
Average map value	0.001	Depositor
Map value standard deviation	0.016	Depositor
Recommended contour level	0.066	Depositor
Map size (\AA)	543.232, 543.232, 543.232	wwPDB
Map dimensions	512, 512, 512	wwPDB
Map angles ($^\circ$)	90.0, 90.0, 90.0	wwPDB
Pixel spacing (\AA)	1.061, 1.061, 1.061	Depositor

5 Model quality [i](#)

5.1 Standard geometry [i](#)

The Z score for a bond length (or angle) is the number of standard deviations the observed value is removed from the expected value. A bond length (or angle) with $|Z| > 5$ is considered an outlier worth inspection. RMSZ is the root-mean-square of all Z scores of the bond lengths (or angles).

Mol	Chain	Bond lengths		Bond angles	
		RMSZ	# Z >5	RMSZ	# Z >5
1	A	0.27	0/1791	0.47	0/2442
1	D	0.27	0/1791	0.47	0/2442
1	G	0.27	0/1791	0.47	0/2442
1	J	0.27	0/1791	0.47	0/2442
1	M	0.27	0/1791	0.47	0/2442
1	P	0.27	0/1791	0.47	0/2442
1	S	0.27	0/1791	0.47	0/2442
1	V	0.27	0/1791	0.47	0/2442
1	Y	0.27	0/1791	0.47	0/2442
1	b	0.27	0/1791	0.47	0/2442
1	e	0.27	0/1791	0.47	0/2442
1	h	0.27	0/1791	0.47	0/2442
1	k	0.27	0/1791	0.47	0/2442
1	n	0.27	0/1791	0.47	0/2442
1	q	0.27	0/1791	0.47	0/2442
2	B	0.27	0/1874	0.53	0/2567
2	E	0.27	0/1874	0.53	0/2567
2	H	0.27	0/1874	0.53	0/2567
2	K	0.26	0/1874	0.53	0/2567
2	N	0.27	0/1874	0.53	0/2567
2	Q	0.27	0/1874	0.53	0/2567
2	T	0.27	0/1874	0.53	0/2567
2	W	0.27	0/1874	0.53	0/2567
2	Z	0.27	0/1874	0.53	0/2567
2	c	0.27	0/1874	0.53	0/2567
2	f	0.27	0/1874	0.53	0/2567
2	i	0.27	0/1874	0.53	0/2567
2	l	0.27	0/1874	0.53	0/2567
2	o	0.26	0/1874	0.53	0/2567
2	r	0.26	0/1874	0.53	0/2567
3	C	0.26	0/1676	0.48	0/2287
3	F	0.26	0/1676	0.48	0/2287
3	I	0.26	0/1676	0.48	0/2287
3	L	0.26	0/1676	0.48	0/2287

Mol	Chain	Bond lengths		Bond angles	
		RMSZ	# Z >5	RMSZ	# Z >5
3	O	0.26	0/1676	0.48	0/2287
3	R	0.26	0/1676	0.48	0/2287
3	U	0.26	0/1676	0.48	0/2287
3	X	0.26	0/1676	0.48	0/2287
3	a	0.26	0/1676	0.48	0/2287
3	d	0.26	0/1676	0.48	0/2287
3	g	0.26	0/1676	0.48	0/2287
3	j	0.26	0/1676	0.48	0/2287
3	m	0.26	0/1676	0.48	0/2287
3	p	0.26	0/1676	0.48	0/2287
3	s	0.26	0/1676	0.48	0/2287
All	All	0.27	0/80115	0.49	0/109440

There are no bond length outliers.

There are no bond angle outliers.

There are no chirality outliers.

There are no planarity outliers.

5.2 Too-close contacts [\(i\)](#)

In the following table, the Non-H and H(model) columns list the number of non-hydrogen atoms and hydrogen atoms in the chain respectively. The H(added) column lists the number of hydrogen atoms added and optimized by MolProbity. The Clashes column lists the number of clashes within the asymmetric unit, whereas Symm-Clashes lists symmetry-related clashes.

Mol	Chain	Non-H	H(model)	H(added)	Clashes	Symm-Clashes
1	A	1741	0	1659	46	0
1	D	1741	0	1659	46	0
1	G	1741	0	1659	45	0
1	J	1741	0	1659	44	0
1	M	1741	0	1659	41	0
1	P	1741	0	1659	42	0
1	S	1741	0	1659	43	0
1	V	1741	0	1659	40	0
1	Y	1741	0	1659	26	0
1	b	1741	0	1659	0	0
1	e	1741	0	1659	0	0
1	h	1741	0	1659	0	0
1	k	1741	0	1659	0	0
1	n	1741	0	1659	0	0

Continued on next page...

Continued from previous page...

Mol	Chain	Non-H	H(model)	H(added)	Clashes	Symm-Clashes
1	q	1741	0	1659	0	0
2	B	1821	0	1739	42	0
2	E	1821	0	1739	47	0
2	H	1821	0	1739	45	0
2	K	1821	0	1739	43	0
2	N	1821	0	1739	46	0
2	Q	1821	0	1739	48	0
2	T	1821	0	1739	41	0
2	W	1821	0	1739	43	0
2	Z	1821	0	1739	27	0
2	c	1821	0	1739	0	0
2	f	1821	0	1739	0	0
2	i	1821	0	1739	0	0
2	l	1821	0	1739	0	0
2	o	1821	0	1739	0	0
2	r	1821	0	1739	0	0
3	C	1634	0	1596	49	0
3	F	1634	0	1596	48	0
3	I	1634	0	1596	49	0
3	L	1634	0	1596	49	0
3	O	1634	0	1596	43	0
3	R	1634	0	1596	44	0
3	U	1634	0	1596	54	0
3	X	1634	0	1596	43	0
3	a	1634	0	1596	0	0
3	d	1634	0	1596	0	0
3	g	1634	0	1596	0	0
3	j	1634	0	1596	0	0
3	m	1634	0	1596	0	0
3	p	1634	0	1596	0	0
3	s	1634	0	1596	0	0
All	All	77940	0	74910	862	0

The all-atom clashscore is defined as the number of clashes found per 1000 atoms (including hydrogen atoms). The all-atom clashscore for this structure is 10.

All (862) close contacts within the same asymmetric unit are listed below, sorted by their clash magnitude.

Atom-1	Atom-2	Interatomic distance (Å)	Clash overlap (Å)
1:V:1216:ILE:HD13	1:V:1231:ILE:HD13	1.56	0.88
1:A:1216:ILE:HD13	1:A:1231:ILE:HD13	1.56	0.87

Continued on next page...

Continued from previous page...

Atom-1	Atom-2	Interatomic distance (Å)	Clash overlap (Å)
1:S:1216:ILE:HD13	1:S:1231:ILE:HD13	1.56	0.87
1:G:1216:ILE:HD13	1:G:1231:ILE:HD13	1.56	0.87
1:D:1216:ILE:HD13	1:D:1231:ILE:HD13	1.56	0.87
1:P:1216:ILE:HD13	1:P:1231:ILE:HD13	1.56	0.87
1:Y:1216:ILE:HD13	1:Y:1231:ILE:HD13	1.56	0.86
1:J:1216:ILE:HD13	1:J:1231:ILE:HD13	1.56	0.86
2:W:2037:GLU:OE2	3:X:3035:HIS:NE2	2.09	0.85
1:M:1216:ILE:HD13	1:M:1231:ILE:HD13	1.56	0.85
2:K:2037:GLU:OE2	3:L:3035:HIS:NE2	2.09	0.85
3:C:3035:HIS:NE2	2:B:2037:GLU:OE2	2.09	0.85
2:H:2037:GLU:OE2	3:I:3035:HIS:NE2	2.10	0.85
2:N:2037:GLU:OE2	3:O:3035:HIS:NE2	2.10	0.85
2:Q:2037:GLU:OE2	3:R:3035:HIS:NE2	2.10	0.84
2:T:2037:GLU:OE2	3:U:3035:HIS:NE2	2.09	0.83
2:E:2037:GLU:OE2	3:F:3035:HIS:NE2	2.10	0.83
3:U:3155:ILE:HG22	2:Q:2022:THR:HB	1.61	0.82
1:Y:1060:ASN:O	1:Y:1064:ARG:NH1	2.17	0.78
1:D:1060:ASN:O	1:D:1064:ARG:NH1	2.17	0.78
1:A:1060:ASN:O	1:A:1064:ARG:NH1	2.17	0.77
1:V:1060:ASN:O	1:V:1064:ARG:NH1	2.17	0.77
1:M:1060:ASN:O	1:M:1064:ARG:NH1	2.17	0.77
1:J:1060:ASN:O	1:J:1064:ARG:NH1	2.17	0.77
1:G:1060:ASN:O	1:G:1064:ARG:NH1	2.17	0.77
1:P:1060:ASN:O	1:P:1064:ARG:NH1	2.17	0.76
1:S:1060:ASN:O	1:S:1064:ARG:NH1	2.17	0.76
2:B:2160:ILE:HD12	2:B:2164:LYS:HE2	1.69	0.75
2:W:2160:ILE:HD12	2:W:2164:LYS:HE2	1.69	0.75
3:F:3170:PRO:HG3	2:B:2052:GLN:HE22	1.53	0.74
2:T:2160:ILE:HD12	2:T:2164:LYS:HE2	1.69	0.74
2:H:2059:ALA:O	2:H:2061:CYS:N	2.20	0.74
2:H:2160:ILE:HD12	2:H:2164:LYS:HE2	1.69	0.74
2:W:2052:GLN:HE22	3:L:3170:PRO:HG3	1.53	0.74
3:R:3170:PRO:HG3	2:H:2052:GLN:HE22	1.53	0.73
2:N:2160:ILE:HD12	2:N:2164:LYS:HE2	1.69	0.73
3:U:3170:PRO:HG3	2:E:2052:GLN:HE22	1.53	0.73
2:Z:2160:ILE:HD12	2:Z:2164:LYS:HE2	1.69	0.73
2:N:2180:ASN:HB2	3:O:3100:LEU:HG	1.71	0.73
2:W:2180:ASN:HB2	3:X:3100:LEU:HG	1.71	0.73
3:U:3203:PRO:HD2	2:Q:2117:PHE:HD2	1.53	0.73
2:K:2052:GLN:HE22	3:I:3170:PRO:HG3	1.52	0.73
2:K:2160:ILE:HD12	2:K:2164:LYS:HE2	1.69	0.73

Continued on next page...

Continued from previous page...

Atom-1	Atom-2	Interatomic distance (Å)	Clash overlap (Å)
2:K:2180:ASN:HB2	3:L:3100:LEU:HG	1.71	0.73
2:N:2052:GLN:HE22	3:C:3170:PRO:HG3	1.53	0.72
2:E:2160:ILE:HD12	2:E:2164:LYS:HE2	1.69	0.72
3:C:3100:LEU:HG	2:B:2180:ASN:HB2	1.71	0.72
2:T:2059:ALA:O	2:T:2061:CYS:N	2.20	0.72
2:Q:2160:ILE:HD12	2:Q:2164:LYS:HE2	1.69	0.72
2:E:2059:ALA:O	2:E:2061:CYS:N	2.20	0.72
2:T:2180:ASN:HB2	3:U:3100:LEU:HG	1.71	0.71
2:H:2180:ASN:HB2	3:I:3100:LEU:HG	1.71	0.71
1:S:1052:SER:OG	3:F:3029:ASP:OD2	2.08	0.71
2:E:2180:ASN:HB2	3:F:3100:LEU:HG	1.71	0.71
2:Q:2180:ASN:HB2	3:R:3100:LEU:HG	1.71	0.71
3:X:3029:ASP:OD2	1:J:1052:SER:OG	2.08	0.71
3:L:3029:ASP:OD2	1:G:1052:SER:OG	2.08	0.70
1:A:1052:SER:OG	3:O:3029:ASP:OD2	2.08	0.70
2:K:2059:ALA:O	2:K:2061:CYS:N	2.20	0.69
2:W:2059:ALA:O	2:W:2061:CYS:N	2.20	0.69
2:N:2059:ALA:O	2:N:2061:CYS:N	2.20	0.69
2:Q:2059:ALA:O	2:Q:2061:CYS:N	2.20	0.68
2:B:2059:ALA:O	2:B:2061:CYS:N	2.20	0.68
2:Z:2059:ALA:O	2:Z:2061:CYS:N	2.20	0.68
3:X:3109:ALA:O	3:X:3174:GLN:NE2	2.27	0.68
3:U:3109:ALA:O	3:U:3174:GLN:NE2	2.27	0.68
3:F:3109:ALA:O	3:F:3174:GLN:NE2	2.27	0.68
3:O:3109:ALA:O	3:O:3174:GLN:NE2	2.27	0.68
3:R:3109:ALA:O	3:R:3174:GLN:NE2	2.27	0.67
2:E:2031:VAL:HA	2:E:2198:THR:HG23	1.77	0.67
3:C:3069:GLN:NE2	2:B:2225:PHE:O	2.28	0.67
3:I:3109:ALA:O	3:I:3174:GLN:NE2	2.27	0.67
2:B:2031:VAL:HA	2:B:2198:THR:HG23	1.77	0.67
2:N:2225:PHE:O	3:O:3069:GLN:NE2	2.28	0.67
2:H:2031:VAL:HA	2:H:2198:THR:HG23	1.77	0.67
3:L:3109:ALA:O	3:L:3174:GLN:NE2	2.27	0.67
2:Q:2225:PHE:O	3:R:3069:GLN:NE2	2.28	0.67
2:H:2225:PHE:O	3:I:3069:GLN:NE2	2.28	0.67
2:T:2031:VAL:HA	2:T:2198:THR:HG23	1.77	0.67
3:C:3109:ALA:O	3:C:3174:GLN:NE2	2.27	0.67
2:E:2225:PHE:O	3:F:3069:GLN:NE2	2.28	0.66
2:T:2161:THR:O	2:T:2164:LYS:NZ	2.28	0.66
2:N:2031:VAL:HA	2:N:2198:THR:HG23	1.77	0.66
2:Q:2031:VAL:HA	2:Q:2198:THR:HG23	1.77	0.66

Continued on next page...

Continued from previous page...

Atom-1	Atom-2	Interatomic distance (Å)	Clash overlap (Å)
2:K:2225:PHE:O	3:L:3069:GLN:NE2	2.28	0.66
2:T:2225:PHE:O	3:U:3069:GLN:NE2	2.28	0.66
2:W:2225:PHE:O	3:X:3069:GLN:NE2	2.28	0.66
2:W:2031:VAL:HA	2:W:2198:THR:HG23	1.77	0.66
3:U:3110:HIS:CE1	1:D:1183:VAL:HG22	2.31	0.66
1:A:1183:VAL:HG22	3:F:3110:HIS:CE1	2.32	0.65
3:X:3024:ALA:O	3:L:3016:SER:OG	2.13	0.65
3:F:3016:SER:OG	3:C:3024:ALA:O	2.12	0.65
1:D:1052:SER:OG	3:C:3029:ASP:OD2	2.08	0.65
2:K:2161:THR:O	2:K:2164:LYS:NZ	2.28	0.65
1:V:1183:VAL:HG22	3:L:3110:HIS:CE1	2.32	0.65
2:B:2161:THR:O	2:B:2164:LYS:NZ	2.28	0.65
2:Z:2031:VAL:HA	2:Z:2198:THR:HG23	1.77	0.65
2:E:2161:THR:O	2:E:2164:LYS:NZ	2.28	0.65
3:R:3110:HIS:CE1	1:G:1183:VAL:HG22	2.32	0.65
2:K:2031:VAL:HA	2:K:2198:THR:HG23	1.77	0.65
1:M:1183:VAL:HG22	3:C:3110:HIS:CE1	2.32	0.65
2:T:2056:PRO:O	2:T:2058:VAL:N	2.30	0.64
1:P:1052:SER:OG	3:I:3029:ASP:OD2	2.08	0.64
2:K:2056:PRO:O	2:K:2058:VAL:N	2.30	0.64
2:W:2056:PRO:O	2:W:2058:VAL:N	2.30	0.64
1:J:1183:VAL:HG22	3:I:3110:HIS:CE1	2.32	0.64
3:L:3024:ALA:O	3:I:3016:SER:OG	2.12	0.64
1:G:1266:ILE:HG22	1:G:1267:THR:HG23	1.80	0.64
1:S:1045:ARG:NH2	2:E:2100:TYR:OH	2.31	0.64
1:S:1266:ILE:HG22	1:S:1267:THR:HG23	1.80	0.64
2:W:2100:TYR:OH	1:J:1045:ARG:NH2	2.31	0.64
1:A:1266:ILE:HG22	1:A:1267:THR:HG23	1.80	0.64
1:Y:1266:ILE:HG22	1:Y:1267:THR:HG23	1.80	0.64
1:V:1266:ILE:HG22	1:V:1267:THR:HG23	1.80	0.64
2:Z:2056:PRO:O	2:Z:2058:VAL:N	2.30	0.64
2:N:2161:THR:O	2:N:2164:LYS:NZ	2.28	0.64
1:M:1266:ILE:HG22	1:M:1267:THR:HG23	1.80	0.63
2:K:2100:TYR:OH	1:G:1045:ARG:NH2	2.31	0.63
2:H:2056:PRO:O	2:H:2058:VAL:N	2.30	0.63
2:H:2161:THR:O	2:H:2164:LYS:NZ	2.28	0.63
3:C:3124:SER:O	2:B:2192:ARG:NH1	2.31	0.63
2:T:2192:ARG:NH1	3:U:3124:SER:O	2.31	0.63
1:J:1266:ILE:HG22	1:J:1267:THR:HG23	1.80	0.63
2:H:2192:ARG:NH1	3:I:3124:SER:O	2.31	0.63
2:E:2056:PRO:O	2:E:2058:VAL:N	2.30	0.63

Continued on next page...

Continued from previous page...

Atom-1	Atom-2	Interatomic distance (Å)	Clash overlap (Å)
2:N:2192:ARG:NH1	3:O:3124:SER:O	2.31	0.63
1:D:1045:ARG:NH2	2:B:2100:TYR:OH	2.31	0.63
2:B:2056:PRO:O	2:B:2058:VAL:N	2.30	0.63
1:P:1045:ARG:NH2	2:H:2100:TYR:OH	2.31	0.63
2:Q:2056:PRO:O	2:Q:2058:VAL:N	2.30	0.63
2:W:2161:THR:O	2:W:2164:LYS:NZ	2.28	0.63
1:A:1045:ARG:NH2	2:N:2100:TYR:OH	2.31	0.63
1:P:1266:ILE:HG22	1:P:1267:THR:HG23	1.80	0.63
2:W:2192:ARG:NH1	3:X:3124:SER:O	2.31	0.62
2:Q:2161:THR:O	2:Q:2164:LYS:NZ	2.28	0.62
2:E:2192:ARG:NH1	3:F:3124:SER:O	2.31	0.62
2:Q:2192:ARG:NH1	3:R:3124:SER:O	2.31	0.62
1:G:1173:PRO:HG2	3:I:3013:PHE:HB2	1.82	0.62
1:D:1266:ILE:HG22	1:D:1267:THR:HG23	1.80	0.62
2:B:2048:THR:HG22	2:B:2050:GLU:H	1.65	0.62
1:A:1173:PRO:HG2	3:C:3013:PHE:HB2	1.82	0.62
2:Z:2161:THR:O	2:Z:2164:LYS:NZ	2.28	0.62
2:N:2056:PRO:O	2:N:2058:VAL:N	2.30	0.62
1:V:1173:PRO:HG2	3:X:3013:PHE:HB2	1.82	0.62
1:S:1173:PRO:HG2	3:U:3013:PHE:HB2	1.82	0.62
3:U:3016:SER:OG	3:F:3024:ALA:O	2.12	0.62
1:D:1173:PRO:HG2	3:F:3013:PHE:HB2	1.82	0.62
2:Q:2048:THR:HG22	2:Q:2050:GLU:H	1.65	0.62
2:W:2048:THR:HG22	2:W:2050:GLU:H	1.65	0.62
2:H:2048:THR:HG22	2:H:2050:GLU:H	1.65	0.62
2:K:2192:ARG:NH1	3:L:3124:SER:O	2.31	0.61
2:E:2048:THR:HG22	2:E:2050:GLU:H	1.65	0.61
1:S:1066:ALA:HB2	1:D:1160:SER:HB3	1.82	0.61
1:M:1173:PRO:HG2	3:O:3013:PHE:HB2	1.82	0.61
1:P:1066:ALA:HB2	1:G:1160:SER:HB3	1.83	0.61
1:A:1160:SER:HB3	1:D:1066:ALA:HB2	1.82	0.61
1:P:1173:PRO:HG2	3:R:3013:PHE:HB2	1.82	0.61
1:D:1248:PRO:HG3	3:F:3103:GLU:HG2	1.83	0.61
1:V:1087:VAL:HG23	1:V:1088:TRP:H	1.66	0.61
1:P:1248:PRO:HG3	3:R:3103:GLU:HG2	1.83	0.61
1:D:1087:VAL:HG23	1:D:1088:TRP:H	1.66	0.61
1:V:1160:SER:HB3	1:J:1066:ALA:HB2	1.82	0.61
2:K:2048:THR:HG22	2:K:2050:GLU:H	1.65	0.60
1:G:1248:PRO:HG3	3:I:3103:GLU:HG2	1.83	0.60
1:V:1248:PRO:HG3	3:X:3103:GLU:HG2	1.83	0.60
2:W:2209:MET:HB2	1:J:1047:VAL:HG21	1.84	0.60

Continued on next page...

Continued from previous page...

Atom-1	Atom-2	Interatomic distance (Å)	Clash overlap (Å)
2:T:2048:THR:HG22	2:T:2050:GLU:H	1.65	0.60
1:P:1055:GLU:HG2	3:R:3224:ARG:O	2.01	0.60
2:N:2048:THR:HG22	2:N:2050:GLU:H	1.65	0.60
3:U:3111:TRP:HB3	3:U:3223:VAL:HG23	1.84	0.60
1:P:1047:VAL:HG21	2:H:2209:MET:HB2	1.84	0.60
2:Z:2048:THR:HG22	2:Z:2050:GLU:H	1.65	0.60
1:V:1055:GLU:HG2	3:X:3224:ARG:O	2.01	0.60
1:S:1055:GLU:HG2	3:U:3224:ARG:O	2.01	0.60
1:S:1087:VAL:HG23	1:S:1088:TRP:H	1.66	0.60
3:R:3016:SER:OG	3:I:3024:ALA:O	2.13	0.60
1:J:1087:VAL:HG23	1:J:1088:TRP:H	1.66	0.60
1:D:1055:GLU:HG2	3:F:3224:ARG:O	2.01	0.60
1:S:1047:VAL:HG21	2:E:2209:MET:HB2	1.83	0.60
1:M:1087:VAL:HG23	1:M:1088:TRP:H	1.66	0.60
1:J:1173:PRO:HG2	3:L:3013:PHE:HB2	1.82	0.60
3:C:3111:TRP:HB3	3:C:3223:VAL:HG23	1.84	0.60
3:X:3111:TRP:HB3	3:X:3223:VAL:HG23	1.84	0.60
1:A:1066:ALA:HB2	1:M:1160:SER:HB3	1.82	0.60
1:G:1087:VAL:HG23	1:G:1088:TRP:H	1.66	0.60
1:D:1047:VAL:HG21	2:B:2209:MET:HB2	1.83	0.60
1:S:1248:PRO:HG3	3:U:3103:GLU:HG2	1.83	0.59
1:J:1055:GLU:HG2	3:L:3224:ARG:O	2.01	0.59
1:G:1055:GLU:HG2	3:I:3224:ARG:O	2.01	0.59
1:A:1047:VAL:HG21	2:N:2209:MET:HB2	1.84	0.59
1:A:1248:PRO:HG3	3:C:3103:GLU:HG2	1.83	0.59
1:S:1100:ARG:NH2	3:U:3103:GLU:OE2	2.35	0.59
1:J:1160:SER:HB3	1:G:1066:ALA:HB2	1.82	0.59
3:I:3111:TRP:HB3	3:I:3223:VAL:HG23	1.84	0.59
1:D:1100:ARG:NH2	3:F:3103:GLU:OE2	2.35	0.59
1:J:1248:PRO:HG3	3:L:3103:GLU:HG2	1.83	0.59
1:A:1055:GLU:HG2	3:C:3224:ARG:O	2.01	0.59
1:A:1087:VAL:HG23	1:A:1088:TRP:H	1.66	0.59
1:A:1100:ARG:NH2	3:C:3103:GLU:OE2	2.35	0.59
1:Y:1087:VAL:HG23	1:Y:1088:TRP:H	1.66	0.59
3:X:3134:SER:OG	3:X:3192:THR:OG1	2.21	0.59
3:O:3024:ALA:O	3:C:3016:SER:OG	2.13	0.59
1:D:1045:ARG:NH1	3:F:3171:TRP:O	2.34	0.59
1:P:1087:VAL:HG23	1:P:1088:TRP:H	1.66	0.59
1:M:1248:PRO:HG3	3:O:3103:GLU:HG2	1.83	0.59
3:U:3134:SER:OG	3:U:3192:THR:OG1	2.21	0.59
1:P:1100:ARG:NH2	3:R:3103:GLU:OE2	2.35	0.59

Continued on next page...

Continued from previous page...

Atom-1	Atom-2	Interatomic distance (Å)	Clash overlap (Å)
2:K:2209:MET:HB2	1:G:1047:VAL:HG21	1.83	0.59
3:R:3134:SER:OG	3:R:3192:THR:OG1	2.21	0.59
1:J:1100:ARG:NH2	3:L:3103:GLU:OE2	2.35	0.59
3:L:3134:SER:OG	3:L:3192:THR:OG1	2.21	0.59
3:O:3111:TRP:HB3	3:O:3223:VAL:HG23	1.84	0.59
3:L:3111:TRP:HB3	3:L:3223:VAL:HG23	1.84	0.59
1:G:1100:ARG:NH2	3:I:3103:GLU:OE2	2.35	0.58
1:M:1045:ARG:NH1	3:O:3171:TRP:O	2.34	0.58
1:M:1055:GLU:HG2	3:O:3224:ARG:O	2.01	0.58
1:G:1045:ARG:NH1	3:I:3171:TRP:O	2.34	0.58
3:F:3134:SER:OG	3:F:3192:THR:OG1	2.21	0.58
3:R:3111:TRP:HB3	3:R:3223:VAL:HG23	1.84	0.58
1:M:1100:ARG:NH2	3:O:3103:GLU:OE2	2.35	0.58
3:I:3134:SER:OG	3:I:3192:THR:OG1	2.21	0.58
3:O:3134:SER:OG	3:O:3192:THR:OG1	2.21	0.58
1:V:1100:ARG:NH2	3:X:3103:GLU:OE2	2.35	0.58
1:M:1263:VAL:HG13	2:N:2171:ASN:HD22	1.69	0.58
1:P:1045:ARG:NH1	3:R:3171:TRP:O	2.34	0.58
1:J:1263:VAL:HG13	2:K:2171:ASN:HD22	1.68	0.58
3:F:3111:TRP:HB3	3:F:3223:VAL:HG23	1.84	0.58
3:C:3134:SER:OG	3:C:3192:THR:OG1	2.21	0.58
1:A:1263:VAL:HG13	2:B:2171:ASN:HD22	1.69	0.57
1:D:1263:VAL:HG13	2:E:2171:ASN:HD22	1.69	0.57
3:U:3128:THR:HG22	2:Q:2113:ASN:HB2	1.86	0.57
1:J:1045:ARG:NH1	3:L:3171:TRP:O	2.34	0.57
1:V:1263:VAL:HG13	2:W:2171:ASN:HD22	1.69	0.57
1:G:1263:VAL:HG13	2:H:2171:ASN:HD22	1.69	0.57
1:P:1263:VAL:HG13	2:Q:2171:ASN:HD22	1.69	0.57
1:S:1263:VAL:HG13	2:T:2171:ASN:HD22	1.69	0.56
1:A:1045:ARG:NH1	3:C:3171:TRP:O	2.34	0.56
1:Y:1263:VAL:HG13	2:Z:2171:ASN:HD22	1.69	0.56
2:H:2056:PRO:HD2	2:H:2249:ALA:O	2.06	0.56
2:Z:2056:PRO:HD2	2:Z:2249:ALA:O	2.06	0.56
2:E:2056:PRO:HD2	2:E:2249:ALA:O	2.06	0.56
2:B:2081:LYS:HB2	2:B:2147:THR:HG22	1.88	0.56
2:K:2056:PRO:HD2	2:K:2249:ALA:O	2.06	0.56
2:B:2056:PRO:HD2	2:B:2249:ALA:O	2.06	0.56
2:Z:2081:LYS:HB2	2:Z:2147:THR:HG22	1.88	0.56
2:Q:2139:THR:HG21	2:Q:2163:LYS:NZ	2.21	0.56
2:T:2139:THR:HG21	2:T:2163:LYS:NZ	2.21	0.56
2:N:2056:PRO:HD2	2:N:2249:ALA:O	2.06	0.56

Continued on next page...

Continued from previous page...

Atom-1	Atom-2	Interatomic distance (Å)	Clash overlap (Å)
1:S:1045:ARG:NH1	3:U:3171:TRP:O	2.34	0.55
2:Z:2139:THR:HG21	2:Z:2163:LYS:NZ	2.21	0.55
3:F:3088:MET:HG2	3:F:3169:VAL:HG11	1.89	0.55
3:O:3088:MET:HG2	3:O:3169:VAL:HG11	1.89	0.55
3:L:3088:MET:HG2	3:L:3169:VAL:HG11	1.89	0.55
3:L:3110:HIS:HB2	3:L:3224:ARG:HB3	1.89	0.55
2:E:2139:THR:HG21	2:E:2163:LYS:NZ	2.21	0.55
2:H:2139:THR:HG21	2:H:2163:LYS:NZ	2.21	0.55
3:I:3110:HIS:HB2	3:I:3224:ARG:HB3	1.89	0.55
3:C:3110:HIS:HB2	3:C:3224:ARG:HB3	1.89	0.55
3:R:3088:MET:HG2	3:R:3169:VAL:HG11	1.89	0.55
2:H:2081:LYS:HB2	2:H:2147:THR:HG22	1.88	0.55
2:W:2081:LYS:HB2	2:W:2147:THR:HG22	1.88	0.55
3:X:3088:MET:HG2	3:X:3169:VAL:HG11	1.89	0.55
2:W:2139:THR:HG21	2:W:2163:LYS:NZ	2.21	0.55
2:T:2081:LYS:HB2	2:T:2147:THR:HG22	1.88	0.55
2:Q:2056:PRO:HD2	2:Q:2249:ALA:O	2.06	0.55
3:O:3110:HIS:HB2	3:O:3224:ARG:HB3	1.89	0.55
3:U:3088:MET:HG2	3:U:3169:VAL:HG11	1.89	0.55
2:N:2139:THR:HG21	2:N:2163:LYS:NZ	2.21	0.55
1:V:1045:ARG:NH1	3:X:3171:TRP:O	2.34	0.55
1:S:1185:ASN:ND2	3:U:3034:MET:SD	2.80	0.55
1:M:1185:ASN:ND2	3:O:3034:MET:SD	2.80	0.55
1:G:1185:ASN:ND2	3:I:3034:MET:SD	2.80	0.55
3:I:3088:MET:HG2	3:I:3169:VAL:HG11	1.89	0.55
2:B:2139:THR:HG21	2:B:2163:LYS:NZ	2.21	0.55
2:T:2056:PRO:HD2	2:T:2249:ALA:O	2.06	0.54
2:Q:2081:LYS:HB2	2:Q:2147:THR:HG22	1.88	0.54
3:R:3158:ASP:OD2	3:R:3161:LEU:HG	2.08	0.54
2:N:2081:LYS:HB2	2:N:2147:THR:HG22	1.88	0.54
2:W:2056:PRO:HD2	2:W:2249:ALA:O	2.06	0.54
3:L:3158:ASP:OD2	3:L:3161:LEU:HG	2.08	0.54
3:C:3088:MET:HG2	3:C:3169:VAL:HG11	1.89	0.54
2:K:2139:THR:HG21	2:K:2163:LYS:NZ	2.21	0.54
3:F:3158:ASP:OD2	3:F:3161:LEU:HG	2.08	0.54
1:V:1185:ASN:ND2	3:X:3034:MET:SD	2.80	0.54
1:P:1185:ASN:ND2	3:R:3034:MET:SD	2.80	0.54
1:M:1176:ILE:HG13	3:O:3024:ALA:HB2	1.89	0.54
3:O:3158:ASP:OD2	3:O:3161:LEU:HG	2.08	0.54
1:A:1185:ASN:ND2	3:C:3034:MET:SD	2.80	0.54
1:S:1156:GLU:OE1	1:S:1156:GLU:N	2.38	0.54

Continued on next page...

Continued from previous page...

Atom-1	Atom-2	Interatomic distance (Å)	Clash overlap (Å)
1:S:1176:ILE:HG13	3:U:3024:ALA:HB2	1.89	0.54
1:J:1185:ASN:ND2	3:L:3034:MET:SD	2.80	0.54
3:U:3110:HIS:HB2	3:U:3224:ARG:HB3	1.89	0.53
1:P:1176:ILE:HG13	3:R:3024:ALA:HB2	1.89	0.53
1:G:1176:ILE:HG13	3:I:3024:ALA:HB2	1.89	0.53
3:C:3158:ASP:OD2	3:C:3161:LEU:HG	2.08	0.53
3:R:3110:HIS:HB2	3:R:3224:ARG:HB3	1.89	0.53
2:K:2081:LYS:HB2	2:K:2147:THR:HG22	1.88	0.53
3:I:3158:ASP:OD2	3:I:3161:LEU:HG	2.08	0.53
2:E:2081:LYS:HB2	2:E:2147:THR:HG22	1.88	0.53
1:J:1156:GLU:OE1	1:J:1156:GLU:N	2.38	0.53
1:D:1185:ASN:ND2	3:F:3034:MET:SD	2.80	0.53
3:X:3110:HIS:HB2	3:X:3224:ARG:HB3	1.89	0.53
3:U:3158:ASP:OD2	3:U:3161:LEU:HG	2.08	0.53
3:F:3110:HIS:HB2	3:F:3224:ARG:HB3	1.89	0.53
1:J:1176:ILE:HG13	3:L:3024:ALA:HB2	1.89	0.53
2:N:2119:GLN:HE21	2:N:2229:ASN:HB3	1.74	0.53
1:D:1176:ILE:HG13	3:F:3024:ALA:HB2	1.89	0.53
1:V:1176:ILE:HG13	3:X:3024:ALA:HB2	1.89	0.53
2:W:2119:GLN:HE21	2:W:2229:ASN:HB3	1.74	0.53
3:X:3158:ASP:OD2	3:X:3161:LEU:HG	2.08	0.53
2:K:2081:LYS:HE3	2:K:2146:LEU:HD22	1.91	0.53
1:A:1176:ILE:HG13	3:C:3024:ALA:HB2	1.89	0.52
2:Z:2119:GLN:HE21	2:Z:2229:ASN:HB3	1.74	0.52
2:N:2081:LYS:HE3	2:N:2146:LEU:HD22	1.91	0.52
2:K:2119:GLN:HE21	2:K:2229:ASN:HB3	1.74	0.52
2:T:2103:ARG:O	2:T:2249:ALA:HA	2.10	0.52
1:M:1116:MET:SD	1:M:1116:MET:N	2.83	0.52
1:A:1116:MET:SD	1:A:1116:MET:N	2.83	0.52
2:W:2081:LYS:HE3	2:W:2146:LEU:HD22	1.91	0.52
1:S:1116:MET:SD	1:S:1116:MET:N	2.83	0.52
2:Q:2081:LYS:HE3	2:Q:2146:LEU:HD22	1.92	0.52
2:Q:2119:GLN:HE21	2:Q:2229:ASN:HB3	1.74	0.52
1:J:1116:MET:SD	1:J:1116:MET:N	2.83	0.52
2:E:2081:LYS:HE3	2:E:2146:LEU:HD22	1.91	0.52
2:E:2119:GLN:HE21	2:E:2229:ASN:HB3	1.74	0.52
2:N:2103:ARG:O	2:N:2249:ALA:HA	2.10	0.52
2:B:2081:LYS:HE3	2:B:2146:LEU:HD22	1.92	0.52
2:T:2227:PRO:HD3	3:U:3069:GLN:NE2	2.25	0.52
1:P:1116:MET:SD	1:P:1116:MET:N	2.83	0.52
2:B:2119:GLN:HE21	2:B:2229:ASN:HB3	1.74	0.52

Continued on next page...

Continued from previous page...

Atom-1	Atom-2	Interatomic distance (Å)	Clash overlap (Å)
2:H:2227:PRO:HD3	3:I:3069:GLN:NE2	2.25	0.52
1:D:1116:MET:SD	1:D:1116:MET:N	2.83	0.52
2:W:2227:PRO:HD3	3:X:3069:GLN:NE2	2.25	0.52
2:T:2081:LYS:HE3	2:T:2146:LEU:HD22	1.91	0.52
2:T:2119:GLN:HE21	2:T:2229:ASN:HB3	1.74	0.52
1:G:1116:MET:SD	1:G:1116:MET:N	2.83	0.52
2:E:2227:PRO:HD3	3:F:3069:GLN:NE2	2.25	0.52
2:Q:2227:PRO:HD3	3:R:3069:GLN:NE2	2.25	0.52
1:Y:1116:MET:SD	1:Y:1116:MET:N	2.83	0.51
3:X:3105:LEU:HD21	3:X:3221:PHE:CZ	2.46	0.51
3:U:3105:LEU:HD21	3:U:3221:PHE:CZ	2.46	0.51
2:H:2119:GLN:HE21	2:H:2229:ASN:HB3	1.74	0.51
1:V:1116:MET:SD	1:V:1116:MET:N	2.83	0.51
2:H:2103:ARG:O	2:H:2249:ALA:HA	2.10	0.51
2:E:2103:ARG:O	2:E:2249:ALA:HA	2.10	0.51
2:Z:2103:ARG:O	2:Z:2249:ALA:HA	2.10	0.51
2:W:2192:ARG:NH2	3:X:3159:ILE:O	2.44	0.51
3:L:3105:LEU:HD21	3:L:3221:PHE:CZ	2.46	0.51
3:C:3069:GLN:NE2	2:B:2227:PRO:HD3	2.25	0.51
2:B:2103:ARG:O	2:B:2249:ALA:HA	2.10	0.51
2:K:2103:ARG:O	2:K:2249:ALA:HA	2.10	0.51
2:K:2192:ARG:NH2	3:L:3159:ILE:O	2.44	0.51
3:I:3105:LEU:HD21	3:I:3221:PHE:CZ	2.46	0.51
3:C:3159:ILE:O	2:B:2192:ARG:NH2	2.44	0.51
3:O:3105:LEU:HD21	3:O:3221:PHE:CZ	2.46	0.51
3:O:3111:TRP:HZ3	3:O:3172:ILE:HG22	1.76	0.51
3:L:3111:TRP:HZ3	3:L:3172:ILE:HG22	1.76	0.51
2:E:2192:ARG:NH2	3:F:3159:ILE:O	2.44	0.51
3:C:3111:TRP:HZ3	3:C:3172:ILE:HG22	1.76	0.51
2:Q:2183:ILE:HD12	3:R:3049:VAL:HG21	1.93	0.51
2:H:2192:ARG:NH2	3:I:3159:ILE:O	2.44	0.51
3:I:3111:TRP:HZ3	3:I:3172:ILE:HG22	1.76	0.51
1:A:1054:SER:O	1:A:1060:ASN:ND2	2.44	0.51
2:Z:2139:THR:HG21	2:Z:2163:LYS:HZ1	1.74	0.51
1:V:1156:GLU:OE1	1:V:1156:GLU:N	2.38	0.51
2:W:2183:ILE:HD12	3:X:3049:VAL:HG21	1.93	0.51
2:N:2227:PRO:HD3	3:O:3069:GLN:NE2	2.25	0.51
1:G:1054:SER:O	1:G:1060:ASN:ND2	2.44	0.51
2:H:2081:LYS:HE3	2:H:2146:LEU:HD22	1.92	0.51
3:C:3049:VAL:HG21	2:B:2183:ILE:HD12	1.93	0.51
1:P:1055:GLU:OE2	1:P:1064:ARG:NH2	2.44	0.51

Continued on next page...

Continued from previous page...

Atom-1	Atom-2	Interatomic distance (Å)	Clash overlap (Å)
2:Q:2103:ARG:O	2:Q:2249:ALA:HA	2.10	0.51
1:M:1054:SER:O	1:M:1060:ASN:ND2	2.44	0.51
1:M:1055:GLU:OE2	1:M:1064:ARG:NH2	2.44	0.51
1:J:1055:GLU:OE2	1:J:1064:ARG:NH2	2.44	0.51
2:K:2227:PRO:HD3	3:L:3069:GLN:NE2	2.25	0.51
2:E:2183:ILE:HD12	3:F:3049:VAL:HG21	1.93	0.51
3:L:3088:MET:HE2	3:L:3117:LEU:HD11	1.92	0.51
2:H:2183:ILE:HD12	3:I:3049:VAL:HG21	1.93	0.51
1:A:1055:GLU:OE2	1:A:1064:ARG:NH2	2.44	0.51
2:W:2103:ARG:O	2:W:2249:ALA:HA	2.10	0.51
2:T:2183:ILE:HD12	3:U:3049:VAL:HG21	1.93	0.50
3:U:3111:TRP:HZ3	3:U:3172:ILE:HG22	1.76	0.50
1:D:1156:GLU:OE1	1:D:1156:GLU:N	2.38	0.50
3:F:3105:LEU:HD21	3:F:3221:PHE:CZ	2.46	0.50
1:M:1121:CYS:SG	1:M:1122:GLN:N	2.85	0.50
1:S:1121:CYS:SG	1:S:1122:GLN:N	2.85	0.50
1:G:1055:GLU:OE2	1:G:1064:ARG:NH2	2.44	0.50
3:C:3105:LEU:HD21	3:C:3221:PHE:CZ	2.46	0.50
2:Z:2081:LYS:HE3	2:Z:2146:LEU:HD22	1.91	0.50
1:S:1266:ILE:HD11	2:T:2170:CYS:HB2	1.94	0.50
3:R:3111:TRP:HZ3	3:R:3172:ILE:HG22	1.76	0.50
1:P:1194:TRP:CZ3	1:P:1203:TYR:HB2	2.47	0.50
3:R:3105:LEU:HD21	3:R:3221:PHE:CZ	2.46	0.50
2:N:2192:ARG:NH2	3:O:3159:ILE:O	2.44	0.50
1:D:1054:SER:O	1:D:1060:ASN:ND2	2.44	0.50
1:A:1156:GLU:OE1	1:A:1156:GLU:N	2.38	0.50
1:V:1055:GLU:OE2	1:V:1064:ARG:NH2	2.44	0.50
2:Q:2192:ARG:NH2	3:R:3159:ILE:O	2.44	0.50
1:J:1054:SER:O	1:J:1060:ASN:ND2	2.44	0.50
1:Y:1055:GLU:OE2	1:Y:1064:ARG:NH2	2.44	0.50
2:K:2183:ILE:HD12	3:L:3049:VAL:HG21	1.93	0.50
1:D:1194:TRP:CZ3	1:D:1203:TYR:HB2	2.47	0.50
3:C:3051:SER:HB2	2:B:2180:ASN:HA	1.94	0.50
3:X:3111:TRP:HZ3	3:X:3172:ILE:HG22	1.76	0.50
1:D:1266:ILE:HD11	2:E:2170:CYS:HB2	1.94	0.50
1:Y:1156:GLU:OE1	1:Y:1156:GLU:N	2.38	0.50
1:V:1054:SER:O	1:V:1060:ASN:ND2	2.44	0.50
2:W:2180:ASN:HA	3:X:3051:SER:HB2	1.94	0.50
1:J:1248:PRO:CG	3:L:3103:GLU:HG2	2.42	0.50
1:G:1248:PRO:CG	3:I:3103:GLU:HG2	2.42	0.50
1:A:1223:SER:OG	1:A:1225:HIS:O	2.27	0.49

Continued on next page...

Continued from previous page...

Atom-1	Atom-2	Interatomic distance (Å)	Clash overlap (Å)
1:V:1121:CYS:SG	1:V:1122:GLN:N	2.85	0.49
1:S:1194:TRP:CZ3	1:S:1203:TYR:HB2	2.47	0.49
2:T:2192:ARG:NH2	3:U:3159:ILE:O	2.44	0.49
1:D:1248:PRO:CG	3:F:3103:GLU:HG2	2.42	0.49
1:M:1156:GLU:OE1	1:M:1156:GLU:N	2.38	0.49
1:M:1248:PRO:CG	3:O:3103:GLU:HG2	2.42	0.49
2:N:2180:ASN:HA	3:O:3051:SER:HB2	1.94	0.49
1:G:1266:ILE:HD11	2:H:2170:CYS:HB2	1.94	0.49
1:A:1194:TRP:CZ3	1:A:1203:TYR:HB2	2.47	0.49
1:Y:1121:CYS:SG	1:Y:1122:GLN:N	2.85	0.49
2:W:2052:GLN:OE1	2:W:2052:GLN:N	2.46	0.49
1:M:1089:THR:HG22	1:M:1213:LYS:HG2	1.95	0.49
2:N:2183:ILE:HD12	3:O:3049:VAL:HG21	1.93	0.49
2:H:2052:GLN:N	2:H:2052:GLN:OE1	2.46	0.49
1:D:1055:GLU:OE2	1:D:1064:ARG:NH2	2.44	0.49
2:B:2052:GLN:N	2:B:2052:GLN:OE1	2.46	0.49
1:A:1248:PRO:CG	3:C:3103:GLU:HG2	2.42	0.49
1:Y:1266:ILE:HD11	2:Z:2170:CYS:HB2	1.94	0.49
1:S:1055:GLU:OE2	1:S:1064:ARG:NH2	2.44	0.49
1:P:1089:THR:HG22	1:P:1213:LYS:HG2	1.95	0.49
3:I:3155:ILE:HD12	3:I:3165:CYS:SG	2.53	0.49
2:B:2156:THR:N	2:B:2167:ALA:O	2.40	0.49
1:A:1089:THR:HG22	1:A:1213:LYS:HG2	1.95	0.49
2:Z:2052:GLN:N	2:Z:2052:GLN:OE1	2.46	0.49
1:S:1248:PRO:CG	3:U:3103:GLU:HG2	2.42	0.49
1:P:1248:PRO:CG	3:R:3103:GLU:HG2	2.42	0.49
1:D:1121:CYS:SG	1:D:1122:GLN:N	2.85	0.49
3:F:3111:TRP:HZ3	3:F:3172:ILE:HG22	1.76	0.49
1:A:1266:ILE:HD11	2:B:2170:CYS:HB2	1.94	0.49
1:J:1194:TRP:CZ3	1:J:1203:TYR:HB2	2.47	0.49
1:V:1194:TRP:CZ3	1:V:1203:TYR:HB2	2.47	0.49
2:Q:2052:GLN:N	2:Q:2052:GLN:OE1	2.46	0.49
2:Q:2180:ASN:HA	3:R:3051:SER:HB2	1.94	0.49
3:R:3155:ILE:HD12	3:R:3165:CYS:SG	2.53	0.49
3:O:3155:ILE:HD12	3:O:3165:CYS:SG	2.53	0.49
1:G:1121:CYS:SG	1:G:1122:GLN:N	2.85	0.49
1:D:1089:THR:HG22	1:D:1213:LYS:HG2	1.95	0.49
1:A:1121:CYS:SG	1:A:1122:GLN:N	2.85	0.49
2:T:2052:GLN:N	2:T:2052:GLN:OE1	2.46	0.49
1:M:1266:ILE:HD11	2:N:2170:CYS:HB2	1.93	0.49
3:L:3155:ILE:HD12	3:L:3165:CYS:SG	2.53	0.49

Continued on next page...

Continued from previous page...

Atom-1	Atom-2	Interatomic distance (Å)	Clash overlap (Å)
1:G:1089:THR:HG22	1:G:1213:LYS:HG2	1.95	0.49
2:E:2180:ASN:HA	3:F:3051:SER:HB2	1.94	0.49
3:F:3155:ILE:HD12	3:F:3165:CYS:SG	2.53	0.49
1:Y:1194:TRP:CZ3	1:Y:1203:TYR:HB2	2.47	0.49
1:P:1054:SER:O	1:P:1060:ASN:ND2	2.44	0.49
1:J:1089:THR:HG22	1:J:1213:LYS:HG2	1.95	0.49
1:A:1050:PHE:CZ	3:C:3224:ARG:HB2	2.48	0.49
1:Y:1089:THR:HG22	1:Y:1213:LYS:HG2	1.95	0.49
1:M:1050:PHE:CZ	3:O:3224:ARG:HB2	2.48	0.49
2:K:2180:ASN:HA	3:L:3051:SER:HB2	1.94	0.49
3:U:3155:ILE:HD12	3:U:3165:CYS:SG	2.53	0.48
1:J:1266:ILE:HD11	2:K:2170:CYS:HB2	1.94	0.48
1:M:1194:TRP:CZ3	1:M:1203:TYR:HB2	2.47	0.48
2:H:2156:THR:N	2:H:2167:ALA:O	2.40	0.48
2:T:2102:GLY:HA3	2:T:2212:MET:HE3	1.95	0.48
2:T:2180:ASN:HA	3:U:3051:SER:HB2	1.94	0.48
2:N:2052:GLN:N	2:N:2052:GLN:OE1	2.46	0.48
1:G:1050:PHE:CZ	3:I:3224:ARG:HB2	2.48	0.48
2:H:2180:ASN:HA	3:I:3051:SER:HB2	1.94	0.48
3:C:3155:ILE:HD12	3:C:3165:CYS:SG	2.53	0.48
1:V:1050:PHE:CZ	3:X:3224:ARG:HB2	2.48	0.48
2:N:2128:PRO:HD2	2:N:2184:PHE:CD1	2.49	0.48
1:J:1050:PHE:CZ	3:L:3224:ARG:HB2	2.48	0.48
1:V:1089:THR:HG22	1:V:1213:LYS:HG2	1.95	0.48
1:P:1121:CYS:SG	1:P:1122:GLN:N	2.85	0.48
1:P:1266:ILE:HD11	2:Q:2170:CYS:HB2	1.94	0.48
1:G:1194:TRP:CZ3	1:G:1203:TYR:HB2	2.47	0.48
2:E:2052:GLN:N	2:E:2052:GLN:OE1	2.46	0.48
2:K:2052:GLN:OE1	2:K:2052:GLN:N	2.46	0.48
2:E:2117:PHE:HE1	3:F:3126:MET:HG3	1.79	0.48
2:Z:2128:PRO:HD2	2:Z:2184:PHE:CD1	2.49	0.48
1:V:1266:ILE:HD11	2:W:2170:CYS:HB2	1.94	0.48
1:S:1054:SER:O	1:S:1060:ASN:ND2	2.44	0.48
1:P:1050:PHE:CZ	3:R:3224:ARG:HB2	2.48	0.48
1:S:1050:PHE:CZ	3:U:3224:ARG:HB2	2.48	0.48
1:S:1089:THR:HG22	1:S:1213:LYS:HG2	1.95	0.48
1:G:1156:GLU:OE1	1:G:1156:GLU:N	2.38	0.48
2:H:2128:PRO:HD2	2:H:2184:PHE:CD1	2.49	0.48
1:V:1248:PRO:CG	3:X:3103:GLU:HG2	2.42	0.48
1:S:1100:ARG:NH1	1:S:1249:ARG:O	2.43	0.48
2:Q:2117:PHE:HE1	3:R:3126:MET:HG3	1.79	0.48

Continued on next page...

Continued from previous page...

Atom-1	Atom-2	Interatomic distance (Å)	Clash overlap (Å)
2:K:2128:PRO:HD2	2:K:2184:PHE:CD1	2.49	0.48
1:J:1121:CYS:SG	1:J:1122:GLN:N	2.85	0.48
3:X:3155:ILE:HD12	3:X:3165:CYS:SG	2.53	0.47
2:H:2117:PHE:HE1	3:I:3126:MET:HG3	1.79	0.47
1:Y:1054:SER:O	1:Y:1060:ASN:ND2	2.44	0.47
2:W:2128:PRO:HD2	2:W:2184:PHE:CD1	2.49	0.47
2:T:2117:PHE:HE1	3:U:3126:MET:HG3	1.79	0.47
2:Q:2128:PRO:HD2	2:Q:2184:PHE:CD1	2.49	0.47
1:D:1050:PHE:CZ	3:F:3224:ARG:HB2	2.48	0.47
3:C:3126:MET:HG3	2:B:2117:PHE:HE1	1.79	0.47
1:A:1175:ARG:HD3	3:C:3021:SER:OG	2.14	0.47
2:T:2128:PRO:HD2	2:T:2184:PHE:CD1	2.49	0.47
1:P:1175:ARG:HD3	3:R:3021:SER:OG	2.15	0.47
2:E:2128:PRO:HD2	2:E:2184:PHE:CD1	2.49	0.47
3:U:3088:MET:HE2	3:U:3117:LEU:HD11	1.97	0.47
2:Q:2019:GLY:HA2	2:E:2255:ARG:HH12	1.80	0.47
1:J:1175:ARG:HD3	3:L:3021:SER:OG	2.15	0.47
3:I:3088:MET:HE2	3:I:3117:LEU:HD11	1.95	0.47
2:E:2156:THR:N	2:E:2167:ALA:O	2.40	0.47
2:B:2128:PRO:HD2	2:B:2184:PHE:CD1	2.49	0.47
2:W:2117:PHE:HE1	3:X:3126:MET:HG3	1.79	0.47
2:T:2104:ALA:HB3	2:T:2106:TYR:CZ	2.50	0.47
2:Q:2255:ARG:HH12	2:E:2019:GLY:HA2	1.80	0.47
1:J:1088:TRP:CZ3	1:J:1090:ILE:HG12	2.50	0.47
2:K:2117:PHE:HE1	3:L:3126:MET:HG3	1.79	0.47
2:H:2104:ALA:HB3	2:H:2106:TYR:CZ	2.50	0.47
2:E:2104:ALA:HB3	2:E:2106:TYR:CZ	2.50	0.47
2:B:2104:ALA:HB3	2:B:2106:TYR:CZ	2.50	0.47
2:W:2104:ALA:HB3	2:W:2106:TYR:CZ	2.50	0.47
1:S:1088:TRP:CZ3	1:S:1090:ILE:HG12	2.50	0.47
2:T:2115:SER:OG	2:T:2118:HIS:ND1	2.32	0.47
2:Q:2104:ALA:HB3	2:Q:2106:TYR:CZ	2.50	0.47
1:G:1088:TRP:CZ3	1:G:1090:ILE:HG12	2.50	0.47
1:P:1156:GLU:OE1	1:P:1156:GLU:N	2.38	0.47
1:G:1175:ARG:HD3	3:I:3021:SER:OG	2.15	0.47
1:Y:1088:TRP:CZ3	1:Y:1090:ILE:HG12	2.50	0.46
1:V:1088:TRP:CZ3	1:V:1090:ILE:HG12	2.50	0.46
1:D:1088:TRP:CZ3	1:D:1090:ILE:HG12	2.50	0.46
1:S:1175:ARG:HD3	3:U:3021:SER:OG	2.15	0.46
2:N:2117:PHE:HE1	3:O:3126:MET:HG3	1.79	0.46
2:K:2156:THR:N	2:K:2167:ALA:O	2.40	0.46

Continued on next page...

Continued from previous page...

Atom-1	Atom-2	Interatomic distance (Å)	Clash overlap (Å)
1:V:1175:ARG:HD3	3:X:3021:SER:OG	2.15	0.46
1:M:1100:ARG:NH1	1:M:1249:ARG:O	2.43	0.46
1:M:1246:ARG:HG3	1:M:1247:PRO:HD2	1.98	0.46
1:J:1246:ARG:HG3	1:J:1247:PRO:HD2	1.98	0.46
1:A:1055:GLU:O	1:A:1055:GLU:HG3	2.16	0.46
1:Y:1246:ARG:HG3	1:Y:1247:PRO:HD2	1.98	0.46
1:M:1175:ARG:HD3	3:O:3021:SER:OG	2.15	0.46
1:D:1175:ARG:HD3	3:F:3021:SER:OG	2.15	0.46
1:A:1088:TRP:CZ3	1:A:1090:ILE:HG12	2.50	0.46
2:Z:2104:ALA:HB3	2:Z:2106:TYR:CZ	2.50	0.46
1:V:1246:ARG:HG3	1:V:1247:PRO:HD2	1.98	0.46
2:W:2080:TRP:CE2	2:W:2152:PRO:HB3	2.51	0.46
3:U:3088:MET:CE	3:U:3117:LEU:HD11	2.46	0.46
1:M:1088:TRP:CZ3	1:M:1090:ILE:HG12	2.50	0.46
2:N:2104:ALA:HB3	2:N:2106:TYR:CZ	2.50	0.46
2:K:2104:ALA:HB3	2:K:2106:TYR:CZ	2.50	0.46
1:Y:1062:MET:HB3	1:Y:1062:MET:HE3	1.81	0.46
2:B:2080:TRP:CE2	2:B:2152:PRO:HB3	2.51	0.46
2:Z:2078:TRP:CD1	2:Z:2154:VAL:HG12	2.51	0.46
2:W:2078:TRP:CD1	2:W:2154:VAL:HG12	2.51	0.46
1:S:1055:GLU:O	1:S:1055:GLU:HG3	2.16	0.46
3:U:3150:MET:O	2:Q:2062:ARG:NH2	2.38	0.46
2:B:2102:GLY:HA3	2:B:2212:MET:HE3	1.98	0.46
1:Y:1055:GLU:HG3	1:Y:1055:GLU:O	2.16	0.46
2:T:2080:TRP:CE2	2:T:2152:PRO:HB3	2.51	0.46
3:U:3155:ILE:HD11	3:U:3167:LEU:HD11	1.98	0.46
1:P:1088:TRP:CZ3	1:P:1090:ILE:HG12	2.50	0.46
2:N:2080:TRP:CE2	2:N:2152:PRO:HB3	2.51	0.46
3:O:3088:MET:CE	3:O:3117:LEU:HD11	2.46	0.46
1:D:1223:SER:OG	1:D:1225:HIS:O	2.27	0.46
3:F:3088:MET:CE	3:F:3117:LEU:HD11	2.46	0.46
2:W:2102:GLY:HA3	2:W:2212:MET:HE3	1.97	0.46
2:W:2183:ILE:HA	3:X:3049:VAL:HG11	1.98	0.46
2:T:2183:ILE:HA	3:U:3049:VAL:HG11	1.98	0.46
3:R:3155:ILE:HD11	3:R:3167:LEU:HD11	1.98	0.46
2:K:2080:TRP:CE2	2:K:2152:PRO:HB3	2.51	0.46
3:I:3088:MET:CE	3:I:3117:LEU:HD11	2.46	0.46
2:E:2080:TRP:CE2	2:E:2152:PRO:HB3	2.51	0.46
1:Y:1136:THR:HA	1:Y:1168:THR:HA	1.98	0.45
2:Q:2080:TRP:CE2	2:Q:2152:PRO:HB3	2.51	0.45
1:G:1055:GLU:O	1:G:1055:GLU:HG3	2.16	0.45

Continued on next page...

Continued from previous page...

Atom-1	Atom-2	Interatomic distance (Å)	Clash overlap (Å)
1:J:1136:THR:HA	1:J:1168:THR:HA	1.99	0.45
2:E:2078:TRP:CD1	2:E:2154:VAL:HG12	2.51	0.45
3:F:3171:TRP:CZ2	2:B:2051:ASP:HB2	2.52	0.45
1:M:1136:THR:HA	1:M:1168:THR:HA	1.99	0.45
3:L:3157:TRP:CD1	3:L:3165:CYS:HB2	2.51	0.45
2:H:2080:TRP:CE2	2:H:2152:PRO:HB3	2.51	0.45
2:H:2102:GLY:HA3	2:H:2212:MET:HE3	1.99	0.45
1:D:1136:THR:HA	1:D:1168:THR:HA	1.98	0.45
1:A:1136:THR:HA	1:A:1168:THR:HA	1.99	0.45
2:W:2051:ASP:HB2	3:L:3171:TRP:CZ2	2.52	0.45
3:X:3157:TRP:CD1	3:X:3165:CYS:HB2	2.52	0.45
1:P:1100:ARG:NH1	1:P:1249:ARG:O	2.43	0.45
3:O:3155:ILE:HD11	3:O:3167:LEU:HD11	1.98	0.45
3:O:3157:TRP:CD1	3:O:3165:CYS:HB2	2.51	0.45
2:H:2117:PHE:CE1	3:I:3126:MET:HG3	2.52	0.45
3:I:3155:ILE:HD11	3:I:3167:LEU:HD11	1.98	0.45
3:C:3157:TRP:CD1	3:C:3165:CYS:HB2	2.51	0.45
2:Z:2080:TRP:CE2	2:Z:2152:PRO:HB3	2.51	0.45
1:V:1055:GLU:O	1:V:1055:GLU:HG3	2.16	0.45
1:V:1062:MET:HE3	1:V:1062:MET:HB3	1.82	0.45
2:N:2051:ASP:HB2	3:C:3171:TRP:CZ2	2.52	0.45
2:N:2117:PHE:CE1	3:O:3126:MET:HG3	2.52	0.45
1:G:1136:THR:HA	1:G:1168:THR:HA	1.99	0.45
3:I:3157:TRP:CD1	3:I:3165:CYS:HB2	2.51	0.45
1:P:1055:GLU:O	1:P:1055:GLU:HG3	2.16	0.45
1:P:1246:ARG:HG3	1:P:1247:PRO:HD2	1.98	0.45
3:O:3028:PHE:CE1	3:C:3224:ARG:HD3	2.51	0.45
1:J:1055:GLU:HG3	1:J:1055:GLU:O	2.16	0.45
2:K:2183:ILE:HA	3:L:3049:VAL:HG11	1.99	0.45
1:D:1100:ARG:NH1	1:D:1249:ARG:O	2.43	0.45
2:B:2078:TRP:CD1	2:B:2154:VAL:HG12	2.51	0.45
1:V:1136:THR:HA	1:V:1168:THR:HA	1.98	0.45
1:S:1246:ARG:HG3	1:S:1247:PRO:HD2	1.98	0.45
2:T:2078:TRP:CD1	2:T:2154:VAL:HG12	2.51	0.45
2:Q:2156:THR:N	2:Q:2167:ALA:O	2.40	0.45
2:Q:2183:ILE:HA	3:R:3049:VAL:HG11	1.98	0.45
1:D:1246:ARG:HG3	1:D:1247:PRO:HD2	1.98	0.45
1:S:1136:THR:HA	1:S:1168:THR:HA	1.98	0.45
1:P:1136:THR:HA	1:P:1168:THR:HA	1.99	0.45
3:R:3224:ARG:HD3	3:I:3028:PHE:CE1	2.51	0.45
3:L:3028:PHE:CE1	3:I:3224:ARG:HD3	2.52	0.45

Continued on next page...

Continued from previous page...

Atom-1	Atom-2	Interatomic distance (Å)	Clash overlap (Å)
3:L:3088:MET:CE	3:L:3117:LEU:HD11	2.46	0.45
3:X:3028:PHE:CE1	3:L:3224:ARG:HD3	2.52	0.45
3:U:3171:TRP:CZ2	2:E:2051:ASP:HB2	2.52	0.45
2:Q:2102:GLY:HA3	2:Q:2212:MET:HE3	1.98	0.45
3:R:3157:TRP:CD1	3:R:3165:CYS:HB2	2.52	0.45
3:R:3171:TRP:CZ2	2:H:2051:ASP:HB2	2.52	0.45
2:K:2051:ASP:HB2	3:I:3171:TRP:CZ2	2.52	0.45
3:F:3224:ARG:HD3	3:C:3028:PHE:CE1	2.52	0.45
3:C:3088:MET:CE	3:C:3117:LEU:HD11	2.46	0.45
1:A:1100:ARG:NH1	1:A:1249:ARG:O	2.43	0.45
2:Q:2078:TRP:CD1	2:Q:2154:VAL:HG12	2.51	0.45
3:R:3088:MET:CE	3:R:3117:LEU:HD11	2.46	0.45
2:K:2078:TRP:CD1	2:K:2154:VAL:HG12	2.51	0.45
2:H:2078:TRP:CD1	2:H:2154:VAL:HG12	2.51	0.45
3:F:3155:ILE:HD11	3:F:3167:LEU:HD11	1.98	0.45
1:A:1087:VAL:HG12	1:A:1215:TYR:CE1	2.53	0.44
1:A:1246:ARG:HG3	1:A:1247:PRO:HD2	1.98	0.44
3:X:3088:MET:CE	3:X:3117:LEU:HD11	2.46	0.44
3:U:3224:ARG:HD3	3:F:3028:PHE:CE1	2.52	0.44
2:N:2078:TRP:CD1	2:N:2154:VAL:HG12	2.51	0.44
2:N:2183:ILE:HA	3:O:3049:VAL:HG11	1.98	0.44
2:K:2102:GLY:HA3	2:K:2212:MET:HE3	1.98	0.44
1:G:1087:VAL:HG12	1:G:1215:TYR:CE1	2.53	0.44
2:H:2139:THR:HG21	2:H:2163:LYS:HZ1	1.80	0.44
2:H:2183:ILE:HA	3:I:3049:VAL:HG11	1.99	0.44
2:E:2102:GLY:HA3	2:E:2212:MET:HE3	1.98	0.44
2:T:2117:PHE:CE1	3:U:3126:MET:HG3	2.52	0.44
3:C:3126:MET:HG3	2:B:2117:PHE:CE1	2.52	0.44
3:U:3157:TRP:CD1	3:U:3165:CYS:HB2	2.51	0.44
1:G:1246:ARG:HG3	1:G:1247:PRO:HD2	1.98	0.44
3:F:3157:TRP:CD1	3:F:3165:CYS:HB2	2.51	0.44
3:C:3049:VAL:HG11	2:B:2183:ILE:HA	1.98	0.44
3:C:3155:ILE:HD11	3:C:3167:LEU:HD11	1.98	0.44
1:V:1087:VAL:HG12	1:V:1215:TYR:CE1	2.52	0.44
2:W:2117:PHE:CE1	3:X:3126:MET:HG3	2.52	0.44
1:S:1062:MET:HB3	1:S:1062:MET:HE3	1.81	0.44
2:T:2139:THR:HG21	2:T:2163:LYS:HZ1	1.81	0.44
1:P:1087:VAL:HG12	1:P:1215:TYR:CE1	2.53	0.44
2:Q:2117:PHE:CE1	3:R:3126:MET:HG3	2.52	0.44
3:X:3155:ILE:HD11	3:X:3167:LEU:HD11	1.98	0.44
1:M:1218:HIS:CE1	1:M:1229:SER:HG	2.33	0.44

Continued on next page...

Continued from previous page...

Atom-1	Atom-2	Interatomic distance (Å)	Clash overlap (Å)
1:D:1055:GLU:O	1:D:1055:GLU:HG3	2.16	0.44
2:N:2156:THR:N	2:N:2167:ALA:O	2.40	0.44
2:K:2210:ASP:OD1	2:K:2211:ASN:N	2.50	0.44
2:E:2117:PHE:CE1	3:F:3126:MET:HG3	2.52	0.44
2:Z:2102:GLY:HA3	2:Z:2212:MET:HE3	1.99	0.44
1:M:1055:GLU:HG3	1:M:1055:GLU:O	2.16	0.44
1:M:1087:VAL:HG12	1:M:1215:TYR:CE1	2.53	0.44
1:V:1058:ILE:HD11	3:X:3040:VAL:HG12	2.00	0.44
1:S:1087:VAL:HG12	1:S:1215:TYR:CE1	2.52	0.44
2:K:2115:SER:HG	2:K:2118:HIS:CE1	2.29	0.44
2:K:2117:PHE:CE1	3:L:3126:MET:HG3	2.52	0.44
1:D:1058:ILE:HD11	3:F:3040:VAL:HG12	2.00	0.44
2:E:2139:THR:HG21	2:E:2163:LYS:HZ2	1.82	0.44
2:Z:2210:ASP:OD1	2:Z:2211:ASN:N	2.50	0.43
1:S:1191:TYR:O	1:S:1204:GLY:HA2	2.19	0.43
2:Q:2139:THR:HG21	2:Q:2163:LYS:HZ2	1.83	0.43
1:J:1058:ILE:HD11	3:L:3040:VAL:HG12	2.00	0.43
1:J:1087:VAL:HG12	1:J:1215:TYR:CE1	2.52	0.43
3:L:3155:ILE:HD11	3:L:3167:LEU:HD11	1.98	0.43
1:Y:1111:ASP:O	1:Y:1238:LYS:N	2.52	0.43
3:U:3079:LYS:NZ	2:Q:2068:SER:OG	2.51	0.43
1:P:1058:ILE:HD11	3:R:3040:VAL:HG12	2.00	0.43
1:D:1087:VAL:HG12	1:D:1215:TYR:CE1	2.53	0.43
1:Y:1087:VAL:HG12	1:Y:1215:TYR:CE1	2.53	0.43
2:Z:2156:THR:N	2:Z:2167:ALA:O	2.40	0.43
2:W:2156:THR:N	2:W:2167:ALA:O	2.40	0.43
1:S:1111:ASP:O	1:S:1238:LYS:N	2.52	0.43
1:J:1191:TYR:O	1:J:1204:GLY:HA2	2.19	0.43
1:V:1106:THR:HB	1:V:1244:VAL:HB	2.01	0.43
2:T:2108:ILE:O	2:T:2198:THR:HA	2.19	0.43
3:U:3115:VAL:HG12	3:U:3172:ILE:HG13	2.01	0.43
3:L:3115:VAL:HG12	3:L:3172:ILE:HG13	2.00	0.43
1:D:1191:TYR:O	1:D:1204:GLY:HA2	2.19	0.43
2:E:2183:ILE:HA	3:F:3049:VAL:HG11	1.98	0.43
3:O:3115:VAL:HG12	3:O:3172:ILE:HG13	2.01	0.43
1:J:1106:THR:HB	1:J:1244:VAL:HB	2.01	0.43
3:I:3115:VAL:HG12	3:I:3172:ILE:HG13	2.00	0.43
2:Z:2108:ILE:O	2:Z:2198:THR:HA	2.19	0.43
2:Q:2108:ILE:O	2:Q:2198:THR:HA	2.19	0.43
2:N:2108:ILE:O	2:N:2198:THR:HA	2.19	0.43
2:K:2139:THR:HG21	2:K:2163:LYS:HZ2	1.82	0.43

Continued on next page...

Continued from previous page...

Atom-1	Atom-2	Interatomic distance (Å)	Clash overlap (Å)
3:C:3115:VAL:HG12	3:C:3172:ILE:HG13	2.01	0.43
2:W:2139:THR:HG21	2:W:2163:LYS:HZ2	1.83	0.43
1:P:1111:ASP:O	1:P:1238:LYS:N	2.52	0.43
1:G:1058:ILE:HD11	3:I:3040:VAL:HG12	2.00	0.43
1:G:1100:ARG:NH1	1:G:1249:ARG:O	2.43	0.43
1:G:1106:THR:HB	1:G:1244:VAL:HB	2.01	0.43
1:D:1106:THR:HB	1:D:1244:VAL:HB	2.01	0.43
2:B:2108:ILE:O	2:B:2198:THR:HA	2.19	0.43
1:Y:1191:TYR:O	1:Y:1204:GLY:HA2	2.18	0.43
1:S:1106:THR:HB	1:S:1244:VAL:HB	2.01	0.43
1:A:1058:ILE:HD11	3:C:3040:VAL:HG12	2.00	0.42
1:S:1058:ILE:HD11	3:U:3040:VAL:HG12	2.00	0.42
2:E:2108:ILE:O	2:E:2198:THR:HA	2.19	0.42
2:T:2156:THR:N	2:T:2167:ALA:O	2.40	0.42
1:M:1058:ILE:HD11	3:O:3040:VAL:HG12	2.00	0.42
1:G:1191:TYR:O	1:G:1204:GLY:HA2	2.19	0.42
1:A:1111:ASP:O	1:A:1238:LYS:N	2.52	0.42
3:X:3115:VAL:HG12	3:X:3172:ILE:HG13	2.01	0.42
2:T:2210:ASP:OD1	2:T:2211:ASN:N	2.50	0.42
2:N:2210:ASP:OD1	2:N:2211:ASN:N	2.50	0.42
2:H:2108:ILE:O	2:H:2198:THR:HA	2.19	0.42
1:A:1191:TYR:O	1:A:1204:GLY:HA2	2.19	0.42
2:Q:2115:SER:HG	2:Q:2118:HIS:CE1	2.30	0.42
2:Q:2210:ASP:OD1	2:Q:2211:ASN:N	2.50	0.42
2:B:2139:THR:HG21	2:B:2163:LYS:HZ1	1.84	0.42
2:W:2210:ASP:OD1	2:W:2211:ASN:N	2.50	0.42
2:N:2102:GLY:HA3	2:N:2212:MET:HE3	2.01	0.42
2:N:2139:THR:HG21	2:N:2163:LYS:HZ1	1.83	0.42
2:K:2207:VAL:HG22	2:K:2208:PRO:HD2	2.02	0.42
1:V:1089:THR:HA	1:V:1213:LYS:HG2	2.02	0.42
1:V:1191:TYR:O	1:V:1204:GLY:HA2	2.19	0.42
1:P:1269:SER:HB3	3:R:3059:THR:HA	2.02	0.42
1:M:1111:ASP:O	1:M:1238:LYS:N	2.52	0.42
3:F:3107:TYR:O	3:F:3226:LEU:HD12	2.20	0.42
3:U:3107:TYR:O	3:U:3226:LEU:HD12	2.20	0.42
1:P:1106:THR:HB	1:P:1244:VAL:HB	2.01	0.42
1:M:1106:THR:HB	1:M:1244:VAL:HB	2.01	0.42
2:N:2207:VAL:HG22	2:N:2208:PRO:HD2	2.02	0.42
1:J:1220:ASN:ND2	1:G:1119:THR:HB	2.35	0.42
1:D:1111:ASP:O	1:D:1238:LYS:N	2.52	0.42
1:Y:1089:THR:HA	1:Y:1213:LYS:HG2	2.02	0.42

Continued on next page...

Continued from previous page...

Atom-1	Atom-2	Interatomic distance (Å)	Clash overlap (Å)
1:Y:1100:ARG:NH1	1:Y:1249:ARG:O	2.43	0.42
1:Y:1106:THR:HB	1:Y:1244:VAL:HB	2.01	0.42
1:V:1218:HIS:CE1	1:V:1229:SER:HG	2.34	0.42
1:S:1119:THR:HB	1:D:1220:ASN:ND2	2.35	0.42
1:J:1269:SER:HB3	3:L:3059:THR:HA	2.02	0.42
1:G:1141:TYR:OH	1:G:1211:MET:O	2.31	0.42
2:E:2210:ASP:OD1	2:E:2211:ASN:N	2.50	0.42
1:A:1119:THR:HB	1:M:1220:ASN:ND2	2.35	0.42
3:X:3107:TYR:O	3:X:3226:LEU:HD12	2.20	0.42
1:P:1191:TYR:O	1:P:1204:GLY:HA2	2.19	0.42
3:R:3107:TYR:O	3:R:3226:LEU:HD12	2.20	0.42
1:M:1062:MET:HE3	1:M:1062:MET:HB3	1.82	0.42
1:M:1191:TYR:O	1:M:1204:GLY:HA2	2.18	0.42
2:K:2108:ILE:O	2:K:2198:THR:HA	2.19	0.42
1:D:1269:SER:HB3	3:F:3059:THR:HA	2.02	0.42
1:A:1106:THR:HB	1:A:1244:VAL:HB	2.01	0.42
1:Y:1139:ILE:HG23	1:Y:1216:ILE:HG12	2.02	0.42
1:V:1269:SER:HB3	3:X:3059:THR:HA	2.02	0.42
2:W:2207:VAL:HG22	2:W:2208:PRO:HD2	2.02	0.42
1:M:1269:SER:HB3	3:O:3059:THR:HA	2.02	0.42
3:L:3107:TYR:O	3:L:3226:LEU:HD12	2.20	0.42
3:F:3100:LEU:O	3:F:3104:MET:HG2	2.20	0.42
2:W:2230:PHE:CZ	2:W:2236:ALA:HA	2.55	0.41
1:P:1089:THR:HA	1:P:1213:LYS:HG2	2.02	0.41
2:H:2207:VAL:HG22	2:H:2208:PRO:HD2	2.02	0.41
3:I:3100:LEU:O	3:I:3104:MET:HG2	2.20	0.41
3:X:3100:LEU:O	3:X:3104:MET:HG2	2.20	0.41
2:T:2230:PHE:CZ	2:T:2236:ALA:HA	2.55	0.41
3:R:3229:THR:HA	3:R:3230:PRO:HD3	1.94	0.41
1:A:1220:ASN:ND2	1:D:1119:THR:HB	2.35	0.41
2:W:2108:ILE:O	2:W:2198:THR:HA	2.19	0.41
2:W:2132:MET:HG2	2:W:2173:GLY:HA3	2.03	0.41
2:N:2115:SER:OG	2:N:2118:HIS:ND1	2.32	0.41
1:P:1119:THR:HB	1:G:1220:ASN:ND2	2.35	0.41
3:R:3100:LEU:O	3:R:3104:MET:HG2	2.20	0.41
3:R:3115:VAL:HG12	3:R:3172:ILE:HG13	2.01	0.41
1:M:1238:LYS:HB2	1:M:1238:LYS:HE2	1.86	0.41
3:L:3100:LEU:O	3:L:3104:MET:HG2	2.20	0.41
2:H:2210:ASP:OD1	2:H:2211:ASN:N	2.50	0.41
3:C:3100:LEU:O	3:C:3104:MET:HG2	2.20	0.41
3:C:3101:LEU:O	3:C:3105:LEU:HD13	2.21	0.41

Continued on next page...

Continued from previous page...

Atom-1	Atom-2	Interatomic distance (Å)	Clash overlap (Å)
1:V:1220:ASN:ND2	1:J:1119:THR:HB	2.35	0.41
2:T:2207:VAL:HG22	2:T:2208:PRO:HD2	2.02	0.41
3:U:3100:LEU:O	3:U:3104:MET:HG2	2.20	0.41
3:I:3107:TYR:O	3:I:3226:LEU:HD12	2.20	0.41
2:B:2132:MET:HG2	2:B:2173:GLY:HA3	2.03	0.41
1:A:1062:MET:HB3	1:A:1062:MET:HE3	1.81	0.41
1:A:1139:ILE:HG23	1:A:1216:ILE:HG12	2.02	0.41
1:Y:1141:TYR:OH	1:Y:1211:MET:O	2.31	0.41
1:V:1139:ILE:HG23	1:V:1216:ILE:HG12	2.02	0.41
1:S:1269:SER:HB3	3:U:3059:THR:HA	2.02	0.41
2:Q:2207:VAL:HG22	2:Q:2208:PRO:HD2	2.02	0.41
2:N:2052:GLN:HE22	3:C:3170:PRO:CG	2.29	0.41
2:N:2132:MET:HG2	2:N:2173:GLY:HA3	2.03	0.41
3:O:3107:TYR:O	3:O:3226:LEU:HD12	2.20	0.41
1:J:1089:THR:HA	1:J:1213:LYS:HG2	2.02	0.41
2:H:2132:MET:HG2	2:H:2173:GLY:HA3	2.03	0.41
1:D:1062:MET:HE3	1:D:1062:MET:HB3	1.81	0.41
1:D:1089:THR:HA	1:D:1213:LYS:HG2	2.02	0.41
1:D:1139:ILE:HG23	1:D:1216:ILE:HG12	2.02	0.41
3:F:3115:VAL:HG12	3:F:3172:ILE:HG13	2.01	0.41
1:A:1089:THR:HA	1:A:1213:LYS:HG2	2.02	0.41
2:Z:2207:VAL:HG22	2:Z:2208:PRO:HD2	2.02	0.41
1:S:1089:THR:HA	1:S:1213:LYS:HG2	2.02	0.41
3:U:3101:LEU:O	3:U:3105:LEU:HD13	2.21	0.41
1:P:1062:MET:HB3	1:P:1062:MET:HE3	1.81	0.41
3:L:3107:TYR:CE1	3:L:3229:THR:HB	2.56	0.41
2:E:2141:PHE:HA	2:E:2142:PRO:HD3	1.90	0.41
2:E:2207:VAL:HG22	2:E:2208:PRO:HD2	2.02	0.41
3:C:3107:TYR:CE1	3:C:3229:THR:HB	2.56	0.41
3:X:3101:LEU:O	3:X:3105:LEU:HD13	2.21	0.41
3:U:3107:TYR:CE1	3:U:3229:THR:HB	2.56	0.41
2:H:2230:PHE:CZ	2:H:2236:ALA:HA	2.56	0.41
2:E:2230:PHE:CZ	2:E:2236:ALA:HA	2.55	0.41
3:X:3107:TYR:CE1	3:X:3229:THR:HB	2.56	0.41
1:S:1218:HIS:CE1	1:S:1229:SER:HG	2.34	0.41
3:U:3200:VAL:HG21	2:Q:2239:PRO:HD2	2.03	0.41
2:Q:2230:PHE:CZ	2:Q:2236:ALA:HA	2.56	0.41
1:M:1139:ILE:HG23	1:M:1216:ILE:HG12	2.02	0.41
3:O:3100:LEU:O	3:O:3104:MET:HG2	2.20	0.41
3:O:3101:LEU:O	3:O:3105:LEU:HD13	2.21	0.41
2:K:2132:MET:HG2	2:K:2173:GLY:HA3	2.03	0.41

Continued on next page...

Continued from previous page...

Atom-1	Atom-2	Interatomic distance (Å)	Clash overlap (Å)
3:L:3101:LEU:O	3:L:3105:LEU:HD13	2.21	0.41
3:I:3107:TYR:CE1	3:I:3229:THR:HB	2.56	0.41
3:F:3101:LEU:O	3:F:3105:LEU:HD13	2.21	0.41
3:C:3107:TYR:O	3:C:3226:LEU:HD12	2.20	0.41
2:B:2230:PHE:CZ	2:B:2236:ALA:HA	2.55	0.41
1:S:1139:ILE:HG23	1:S:1216:ILE:HG12	2.02	0.41
2:N:2230:PHE:CZ	2:N:2236:ALA:HA	2.56	0.41
3:O:3107:TYR:CE1	3:O:3229:THR:HB	2.56	0.41
1:G:1269:SER:HB3	3:I:3059:THR:HA	2.02	0.41
3:I:3101:LEU:O	3:I:3105:LEU:HD13	2.21	0.41
2:B:2155:PHE:HA	2:B:2167:ALA:HB1	2.03	0.41
2:Z:2155:PHE:HA	2:Z:2167:ALA:HB1	2.03	0.40
2:H:2155:PHE:HA	2:H:2167:ALA:HB1	2.03	0.40
2:B:2207:VAL:HG22	2:B:2208:PRO:HD2	2.02	0.40
2:T:2084:GLU:OE2	2:T:2147:THR:HG21	2.22	0.40
3:U:3229:THR:HA	3:U:3230:PRO:HD3	1.94	0.40
2:K:2230:PHE:CZ	2:K:2236:ALA:HA	2.55	0.40
1:G:1139:ILE:HG23	1:G:1216:ILE:HG12	2.02	0.40
2:H:2084:GLU:OE2	2:H:2147:THR:HG21	2.22	0.40
2:H:2135:ALA:HB3	2:H:2162:GLY:O	2.22	0.40
2:E:2084:GLU:OE2	2:E:2147:THR:HG21	2.22	0.40
2:E:2087:LYS:HE2	2:E:2213:PHE:HE1	1.87	0.40
2:Q:2132:MET:HG2	2:Q:2173:GLY:HA3	2.03	0.40
1:J:1062:MET:HE3	1:J:1062:MET:HB3	1.82	0.40
1:J:1100:ARG:NH1	1:J:1249:ARG:O	2.43	0.40
1:A:1269:SER:HB3	3:C:3059:THR:HA	2.02	0.40
1:V:1111:ASP:O	1:V:1238:LYS:N	2.52	0.40
2:T:2087:LYS:HE2	2:T:2213:PHE:HE1	1.87	0.40
2:N:2141:PHE:HA	2:N:2142:PRO:HD3	1.90	0.40
2:N:2155:PHE:HA	2:N:2167:ALA:HB1	2.03	0.40
1:J:1238:LYS:HE2	1:J:1238:LYS:HB2	1.86	0.40
1:G:1062:MET:HB3	1:G:1062:MET:HE3	1.81	0.40
3:F:3107:TYR:CE1	3:F:3229:THR:HB	2.56	0.40
2:Z:2148:THR:HG23	2:Z:2153:HIS:NE2	2.37	0.40
2:W:2084:GLU:OE2	2:W:2147:THR:HG21	2.22	0.40
2:T:2135:ALA:HB3	2:T:2162:GLY:O	2.22	0.40
3:U:3170:PRO:CG	2:E:2052:GLN:HE22	2.29	0.40
1:P:1139:ILE:HG23	1:P:1216:ILE:HG12	2.02	0.40
2:Q:2155:PHE:HA	2:Q:2167:ALA:HB1	2.03	0.40
1:G:1089:THR:HA	1:G:1213:LYS:HG2	2.02	0.40

There are no symmetry-related clashes.

5.3 Torsion angles

5.3.1 Protein backbone

In the following table, the Percentiles column shows the percent Ramachandran outliers of the chain as a percentile score with respect to all PDB entries followed by that with respect to all EM entries.

The Analysed column shows the number of residues for which the backbone conformation was analysed, and the total number of residues.

Mol	Chain	Analysed	Favoured	Allowed	Outliers	Percentiles	
1	A	220/287 (77%)	200 (91%)	20 (9%)	0	100	100
1	D	220/287 (77%)	200 (91%)	20 (9%)	0	100	100
1	G	220/287 (77%)	200 (91%)	20 (9%)	0	100	100
1	J	220/287 (77%)	200 (91%)	20 (9%)	0	100	100
1	M	220/287 (77%)	199 (90%)	21 (10%)	0	100	100
1	P	220/287 (77%)	200 (91%)	20 (9%)	0	100	100
1	S	220/287 (77%)	200 (91%)	20 (9%)	0	100	100
1	V	220/287 (77%)	200 (91%)	20 (9%)	0	100	100
1	Y	220/287 (77%)	200 (91%)	20 (9%)	0	100	100
1	b	220/287 (77%)	200 (91%)	20 (9%)	0	100	100
1	e	220/287 (77%)	200 (91%)	20 (9%)	0	100	100
1	h	220/287 (77%)	199 (90%)	21 (10%)	0	100	100
1	k	220/287 (77%)	200 (91%)	20 (9%)	0	100	100
1	n	220/287 (77%)	200 (91%)	20 (9%)	0	100	100
1	q	220/287 (77%)	199 (90%)	21 (10%)	0	100	100
2	B	232/260 (89%)	204 (88%)	25 (11%)	3 (1%)	12	47
2	E	232/260 (89%)	204 (88%)	25 (11%)	3 (1%)	12	47
2	H	232/260 (89%)	204 (88%)	25 (11%)	3 (1%)	12	47
2	K	232/260 (89%)	203 (88%)	26 (11%)	3 (1%)	12	47
2	N	232/260 (89%)	204 (88%)	25 (11%)	3 (1%)	12	47
2	Q	232/260 (89%)	204 (88%)	25 (11%)	3 (1%)	12	47
2	T	232/260 (89%)	204 (88%)	25 (11%)	3 (1%)	12	47
2	W	232/260 (89%)	204 (88%)	25 (11%)	3 (1%)	12	47
2	Z	232/260 (89%)	204 (88%)	25 (11%)	3 (1%)	12	47
2	c	232/260 (89%)	204 (88%)	25 (11%)	3 (1%)	12	47

Continued on next page...

Continued from previous page...

Mol	Chain	Analysed	Favoured	Allowed	Outliers	Percentiles	
2	f	232/260 (89%)	204 (88%)	25 (11%)	3 (1%)	12	47
2	i	232/260 (89%)	204 (88%)	25 (11%)	3 (1%)	12	47
2	l	232/260 (89%)	204 (88%)	25 (11%)	3 (1%)	12	47
2	o	232/260 (89%)	204 (88%)	25 (11%)	3 (1%)	12	47
2	r	232/260 (89%)	203 (88%)	26 (11%)	3 (1%)	12	47
3	C	212/239 (89%)	197 (93%)	15 (7%)	0	100	100
3	F	212/239 (89%)	197 (93%)	15 (7%)	0	100	100
3	I	212/239 (89%)	197 (93%)	15 (7%)	0	100	100
3	L	212/239 (89%)	197 (93%)	15 (7%)	0	100	100
3	O	212/239 (89%)	197 (93%)	15 (7%)	0	100	100
3	R	212/239 (89%)	197 (93%)	15 (7%)	0	100	100
3	U	212/239 (89%)	197 (93%)	15 (7%)	0	100	100
3	X	212/239 (89%)	197 (93%)	15 (7%)	0	100	100
3	a	212/239 (89%)	197 (93%)	15 (7%)	0	100	100
3	d	212/239 (89%)	197 (93%)	15 (7%)	0	100	100
3	g	212/239 (89%)	197 (93%)	15 (7%)	0	100	100
3	j	212/239 (89%)	197 (93%)	15 (7%)	0	100	100
3	m	212/239 (89%)	197 (93%)	15 (7%)	0	100	100
3	p	212/239 (89%)	197 (93%)	15 (7%)	0	100	100
3	s	212/239 (89%)	197 (93%)	15 (7%)	0	100	100
All	All	9960/11790 (84%)	9010 (90%)	905 (9%)	45 (0%)	32	66

All (45) Ramachandran outliers are listed below:

Mol	Chain	Res	Type
2	r	2060	THR
2	r	2149	GLU
2	o	2060	THR
2	o	2149	GLU
2	l	2060	THR
2	l	2149	GLU
2	i	2060	THR
2	i	2149	GLU
2	f	2060	THR
2	f	2149	GLU

Continued on next page...

Continued from previous page...

Mol	Chain	Res	Type
2	c	2060	THR
2	c	2149	GLU
2	Z	2060	THR
2	Z	2149	GLU
2	W	2060	THR
2	W	2149	GLU
2	T	2060	THR
2	T	2149	GLU
2	Q	2060	THR
2	Q	2149	GLU
2	N	2060	THR
2	N	2149	GLU
2	K	2060	THR
2	K	2149	GLU
2	H	2060	THR
2	H	2149	GLU
2	E	2060	THR
2	E	2149	GLU
2	B	2060	THR
2	B	2149	GLU
2	r	2057	ASP
2	o	2057	ASP
2	l	2057	ASP
2	i	2057	ASP
2	f	2057	ASP
2	c	2057	ASP
2	Z	2057	ASP
2	W	2057	ASP
2	T	2057	ASP
2	Q	2057	ASP
2	N	2057	ASP
2	K	2057	ASP
2	H	2057	ASP
2	E	2057	ASP
2	B	2057	ASP

5.3.2 Protein sidechains

In the following table, the Percentiles column shows the percent sidechain outliers of the chain as a percentile score with respect to all PDB entries followed by that with respect to all EM entries.

The Analysed column shows the number of residues for which the sidechain conformation was

analysed, and the total number of residues.

Mol	Chain	Analysed	Rotameric	Outliers	Percentiles	
1	A	182/259 (70%)	182 (100%)	0	100	100
1	D	182/259 (70%)	182 (100%)	0	100	100
1	G	182/259 (70%)	182 (100%)	0	100	100
1	J	182/259 (70%)	182 (100%)	0	100	100
1	M	182/259 (70%)	182 (100%)	0	100	100
1	P	182/259 (70%)	182 (100%)	0	100	100
1	S	182/259 (70%)	182 (100%)	0	100	100
1	V	182/259 (70%)	182 (100%)	0	100	100
1	Y	182/259 (70%)	182 (100%)	0	100	100
1	b	182/259 (70%)	182 (100%)	0	100	100
1	e	182/259 (70%)	182 (100%)	0	100	100
1	h	182/259 (70%)	182 (100%)	0	100	100
1	k	182/259 (70%)	182 (100%)	0	100	100
1	n	182/259 (70%)	182 (100%)	0	100	100
1	q	182/259 (70%)	182 (100%)	0	100	100
2	B	193/221 (87%)	193 (100%)	0	100	100
2	E	193/221 (87%)	193 (100%)	0	100	100
2	H	193/221 (87%)	193 (100%)	0	100	100
2	K	193/221 (87%)	193 (100%)	0	100	100
2	N	193/221 (87%)	193 (100%)	0	100	100
2	Q	193/221 (87%)	193 (100%)	0	100	100
2	T	193/221 (87%)	193 (100%)	0	100	100
2	W	193/221 (87%)	193 (100%)	0	100	100
2	Z	193/221 (87%)	193 (100%)	0	100	100
2	c	193/221 (87%)	193 (100%)	0	100	100
2	f	193/221 (87%)	193 (100%)	0	100	100
2	i	193/221 (87%)	193 (100%)	0	100	100
2	l	193/221 (87%)	193 (100%)	0	100	100
2	o	193/221 (87%)	193 (100%)	0	100	100
2	r	193/221 (87%)	193 (100%)	0	100	100
3	C	184/209 (88%)	184 (100%)	0	100	100

Continued on next page...

Continued from previous page...

Mol	Chain	Analysed	Rotameric	Outliers	Percentiles	
3	F	184/209 (88%)	184 (100%)	0	100	100
3	I	184/209 (88%)	184 (100%)	0	100	100
3	L	184/209 (88%)	184 (100%)	0	100	100
3	O	184/209 (88%)	184 (100%)	0	100	100
3	R	184/209 (88%)	184 (100%)	0	100	100
3	U	184/209 (88%)	184 (100%)	0	100	100
3	X	184/209 (88%)	184 (100%)	0	100	100
3	a	184/209 (88%)	184 (100%)	0	100	100
3	d	184/209 (88%)	184 (100%)	0	100	100
3	g	184/209 (88%)	184 (100%)	0	100	100
3	j	184/209 (88%)	184 (100%)	0	100	100
3	m	184/209 (88%)	184 (100%)	0	100	100
3	p	184/209 (88%)	184 (100%)	0	100	100
3	s	184/209 (88%)	184 (100%)	0	100	100
All	All	8385/10335 (81%)	8385 (100%)	0	100	100

There are no protein residues with a non-rotameric sidechain to report.

Sometimes sidechains can be flipped to improve hydrogen bonding and reduce clashes. All (51) such sidechains are listed below:

Mol	Chain	Res	Type
2	r	2099	HIS
2	r	2187	GLN
3	s	3110	HIS
3	s	3154	HIS
3	s	3198	ASN
2	o	2026	GLN
2	o	2099	HIS
3	p	3110	HIS
3	p	3154	HIS
3	p	3198	ASN
2	l	2099	HIS
3	m	3110	HIS
3	m	3154	HIS
3	m	3198	ASN
2	i	2099	HIS
3	j	3110	HIS

Continued on next page...

Continued from previous page...

Mol	Chain	Res	Type
3	j	3154	HIS
3	j	3198	ASN
2	f	2026	GLN
2	f	2099	HIS
3	g	3110	HIS
2	c	2099	HIS
3	d	3110	HIS
2	Z	2099	HIS
3	a	3110	HIS
2	W	2099	HIS
3	X	3110	HIS
2	T	2026	GLN
2	T	2099	HIS
3	U	3110	HIS
3	U	3154	HIS
3	U	3198	ASN
2	Q	2026	GLN
2	Q	2099	HIS
2	Q	2187	GLN
3	R	3110	HIS
3	R	3154	HIS
3	R	3198	ASN
2	N	2099	HIS
3	O	3110	HIS
2	K	2099	HIS
3	L	3110	HIS
2	H	2026	GLN
2	H	2099	HIS
3	I	3110	HIS
2	E	2026	GLN
2	E	2099	HIS
2	E	2187	GLN
3	F	3110	HIS
3	C	3110	HIS
2	B	2099	HIS

5.3.3 RNA

There are no RNA molecules in this entry.

5.4 Non-standard residues in protein, DNA, RNA chains [i](#)

There are no non-standard protein/DNA/RNA residues in this entry.

5.5 Carbohydrates [i](#)

There are no monosaccharides in this entry.

5.6 Ligand geometry [i](#)

There are no ligands in this entry.

5.7 Other polymers [i](#)

There are no such residues in this entry.

5.8 Polymer linkage issues [i](#)

There are no chain breaks in this entry.

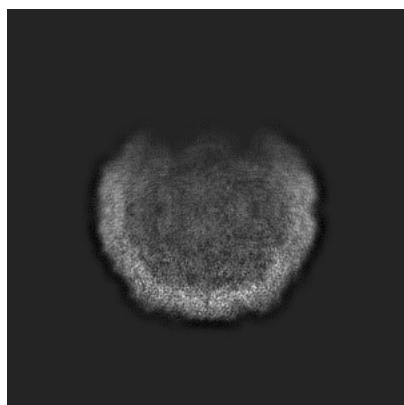
6 Map visualisation [i](#)

This section contains visualisations of the EMDB entry EMD-0188. These allow visual inspection of the internal detail of the map and identification of artifacts.

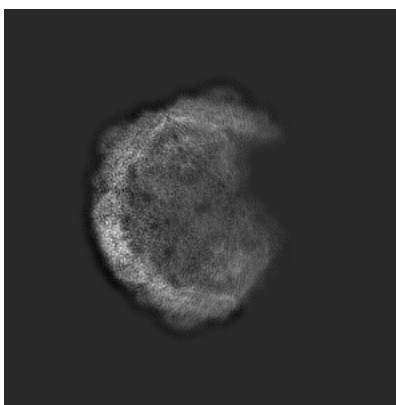
No raw map or half-maps were deposited for this entry and therefore no images, graphs, etc. pertaining to the raw map can be shown.

6.1 Orthogonal projections [i](#)

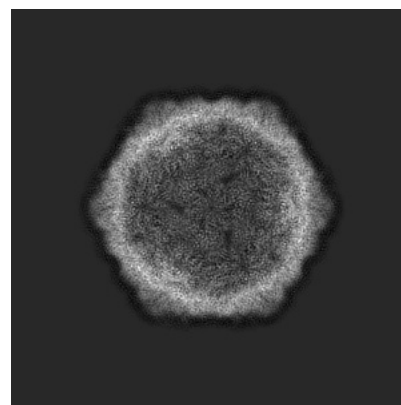
6.1.1 Primary map



X



Y

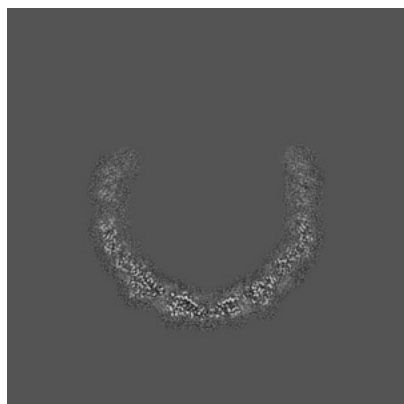


Z

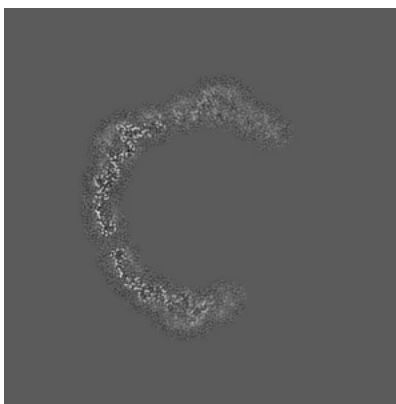
The images above show the map projected in three orthogonal directions.

6.2 Central slices [i](#)


6.2.1 Primary map



X Index: 256



Y Index: 256

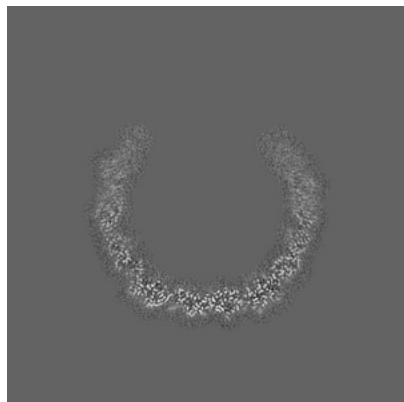


Z Index: 256

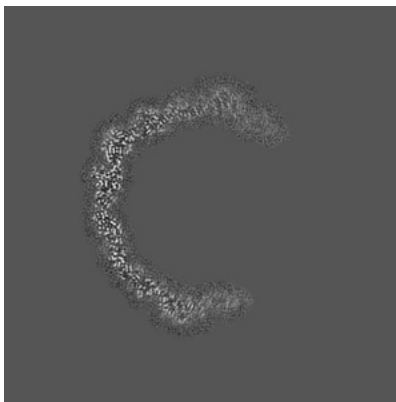
The images above show central slices of the map in three orthogonal directions.

6.3 Largest variance slices [i](#)


6.3.1 Primary map



X Index: 228



Y Index: 270



Z Index: 146

The images above show the largest variance slices of the map in three orthogonal directions.

6.4 Orthogonal surface views [i](#)

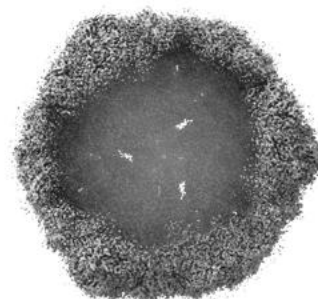
6.4.1 Primary map



X



Y



Z

The images above show the 3D surface view of the map at the recommended contour level 0.066. These images, in conjunction with the slice images, may facilitate assessment of whether an appropriate contour level has been provided.

6.5 Mask visualisation [i](#)

This section shows the 3D surface view of the primary map at 50% transparency overlaid with the specified mask at 0% transparency

A mask typically either:

- Encompasses the whole structure
- Separates out a domain, a functional unit, a monomer or an area of interest from a larger structure


6.5.1 emd_0188_msk_2.map [i](#)



X



Y



Z


6.5.2 emd_0188_msk_1.map [i](#)



X



Y

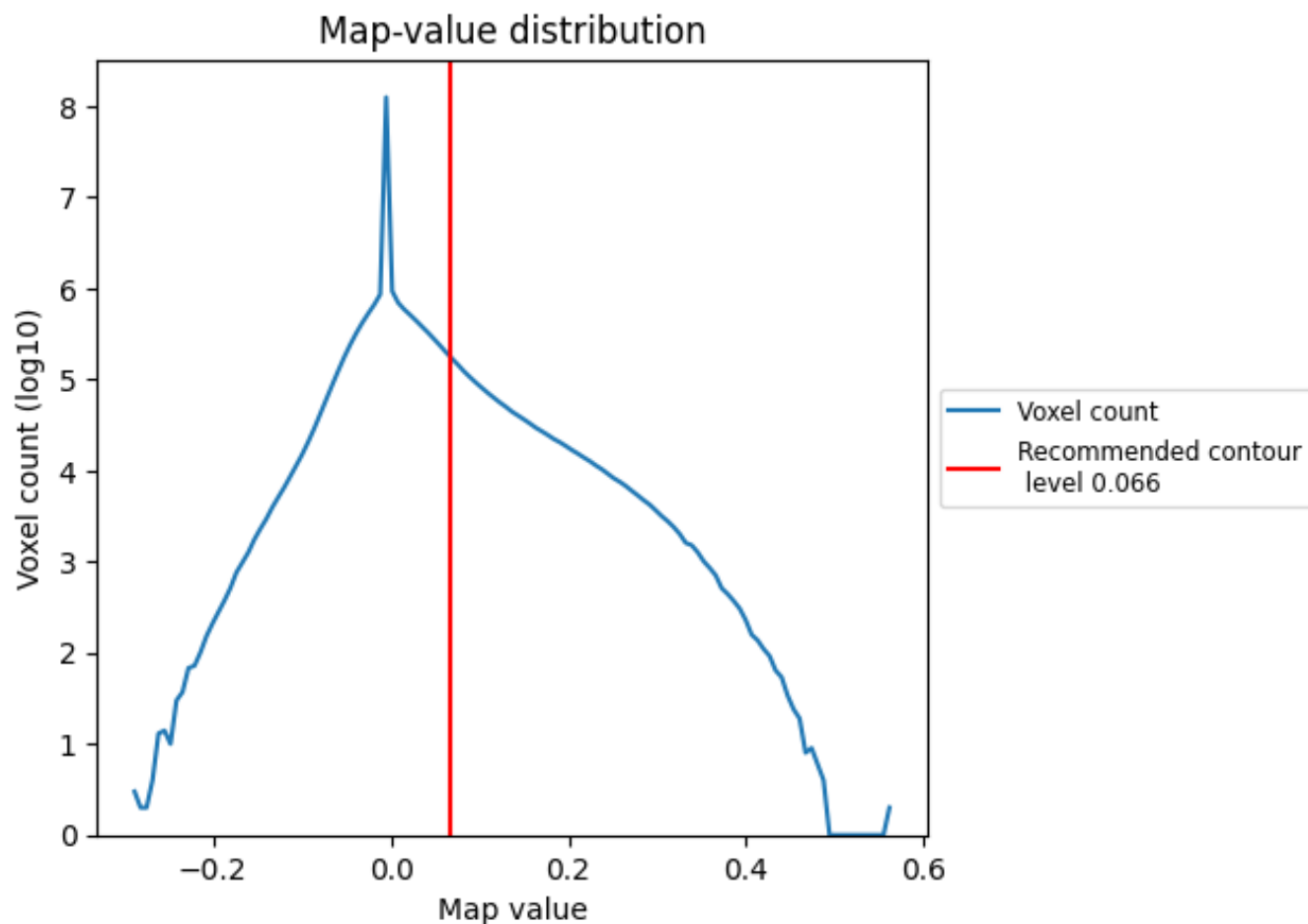


Z

7 Map analysis [i](#)

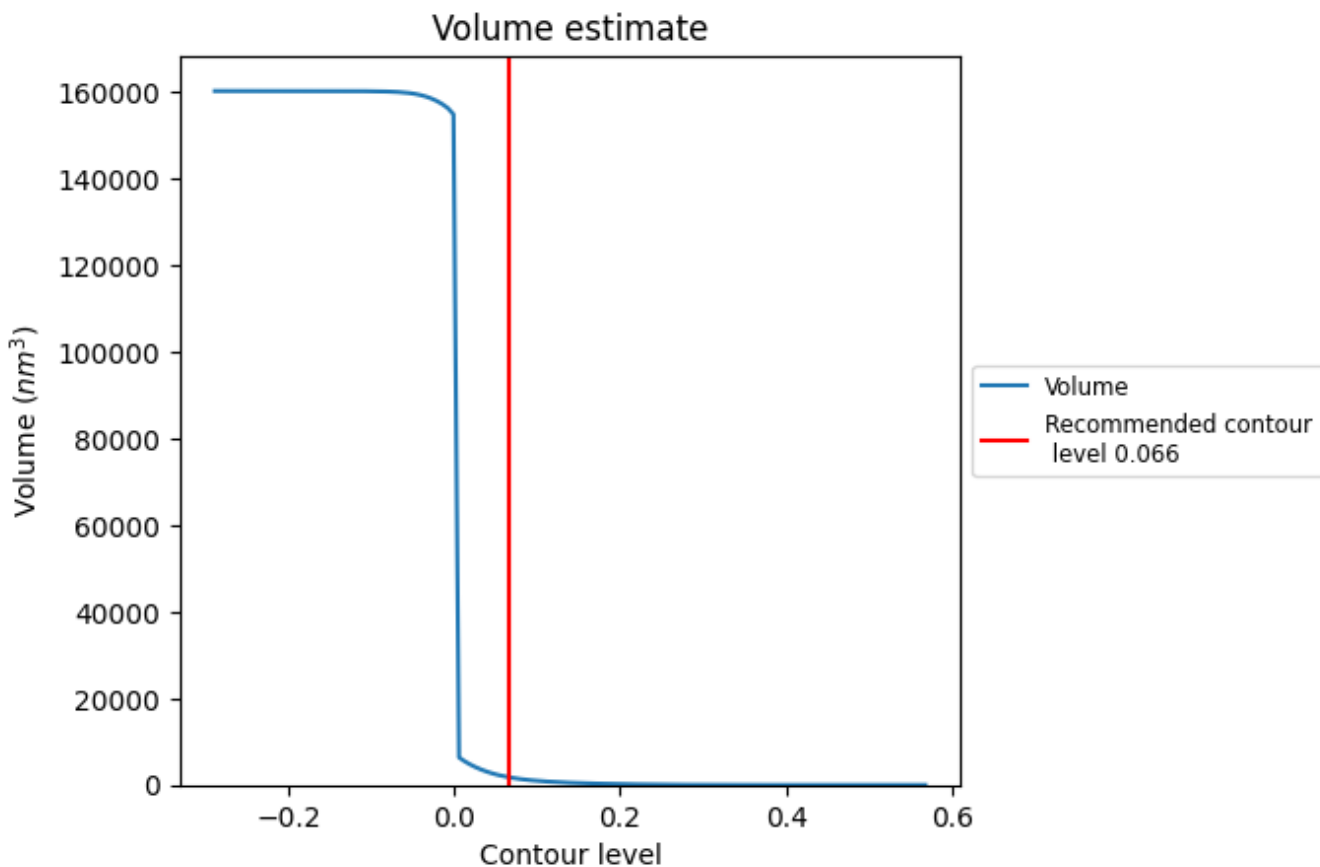
This section contains the results of statistical analysis of the map.

7.1 Map-value distribution [i](#)



The map-value distribution is plotted in 128 intervals along the x-axis. The y-axis is logarithmic. A spike in this graph at zero usually indicates that the volume has been masked.

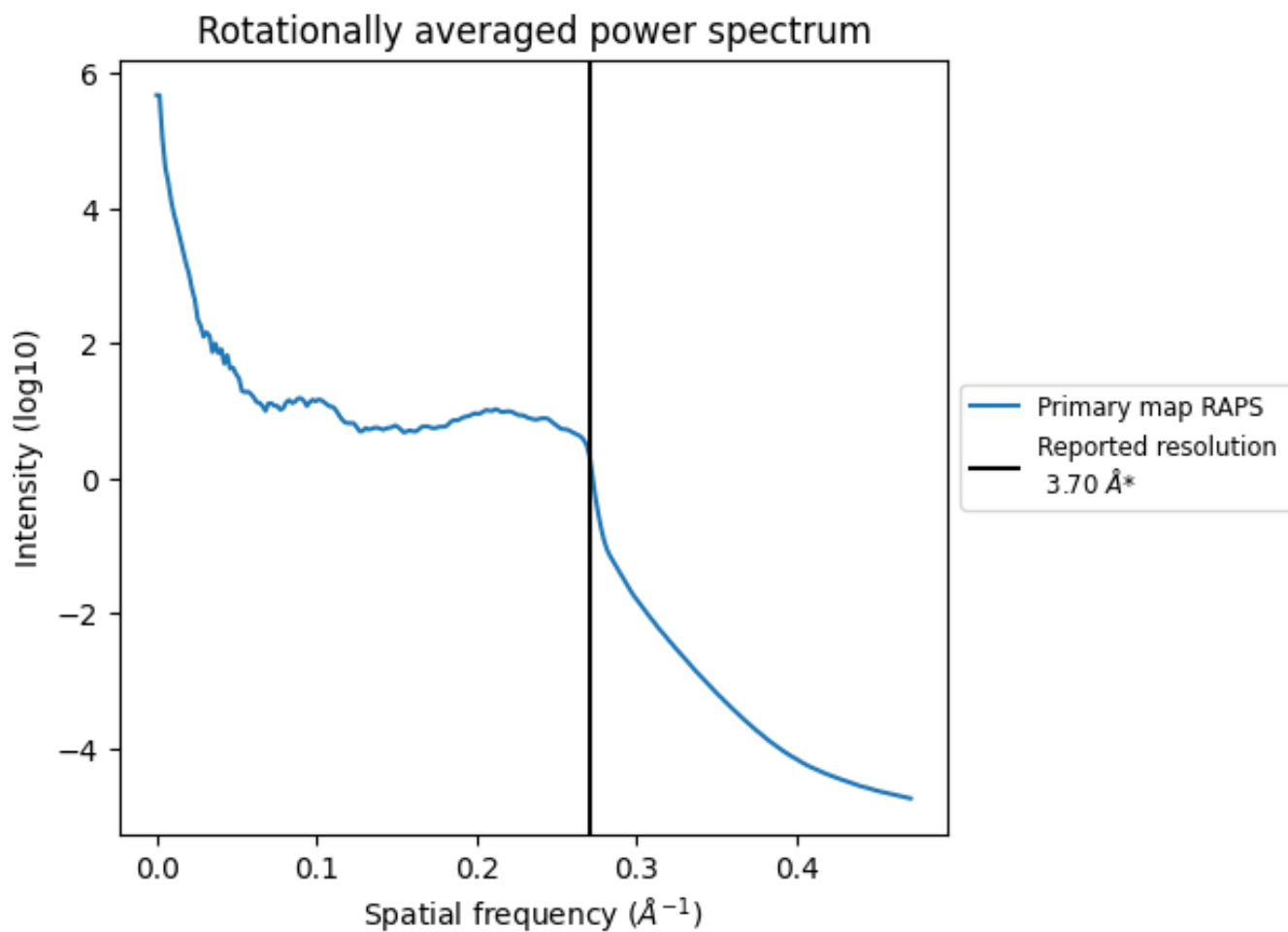
7.2 Volume estimate [\(i\)](#)



The volume at the recommended contour level is 1776 nm³; this corresponds to an approximate mass of 1605 kDa.

The volume estimate graph shows how the enclosed volume varies with the contour level. The recommended contour level is shown as a vertical line and the intersection between the line and the curve gives the volume of the enclosed surface at the given level.

7.3 Rotationally averaged power spectrum [i](#)

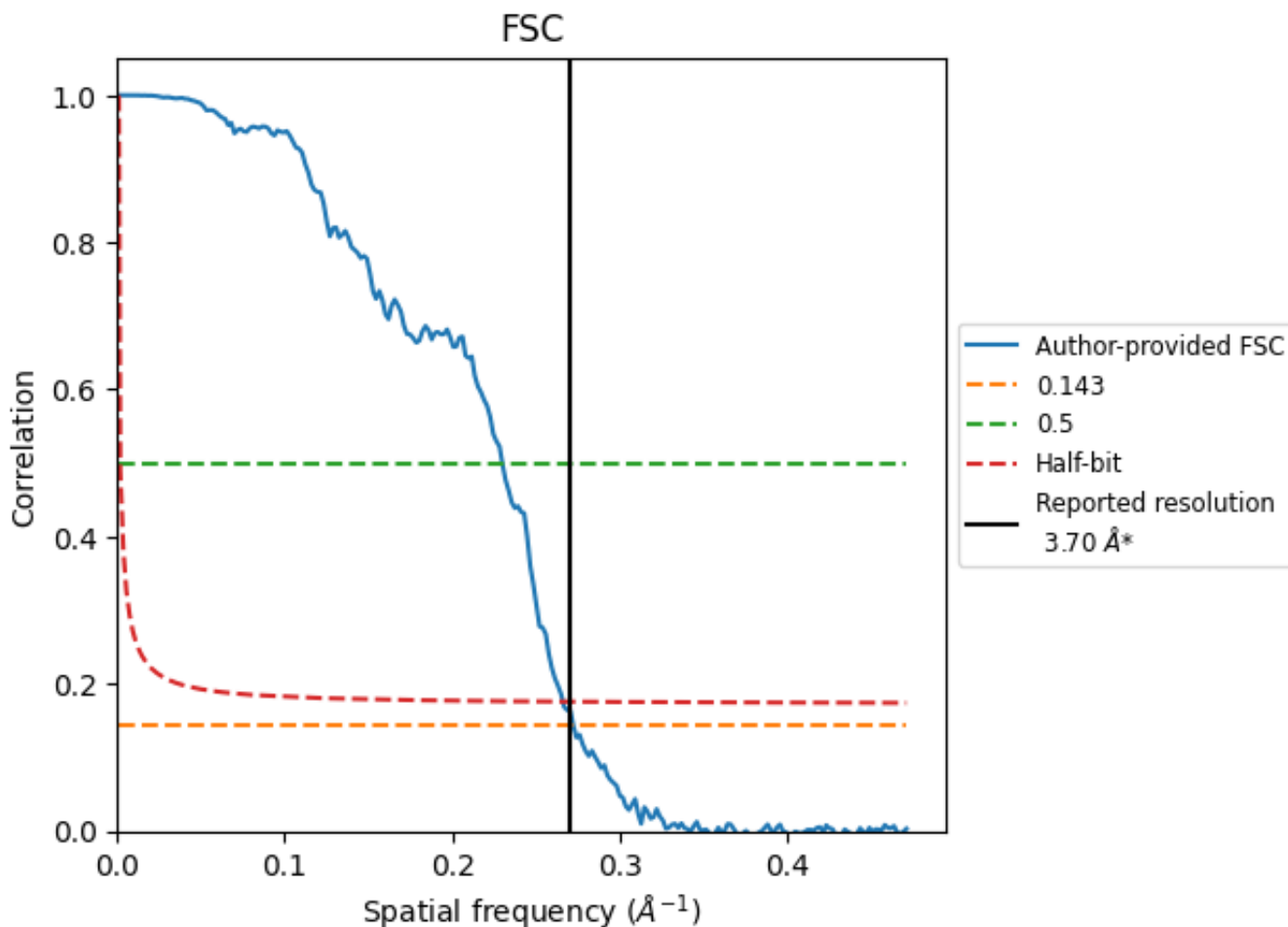


*Reported resolution corresponds to spatial frequency of 0.270\AA^{-1}

8 Fourier-Shell correlation [i](#)

Fourier-Shell Correlation (FSC) is the most commonly used method to estimate the resolution of single-particle and subtomogram-averaged maps. The shape of the curve depends on the imposed symmetry, mask and whether or not the two 3D reconstructions used were processed from a common reference. The reported resolution is shown as a black line. A curve is displayed for the half-bit criterion in addition to lines showing the 0.143 gold standard cut-off and 0.5 cut-off.

8.1 FSC [i](#)



*Reported resolution corresponds to spatial frequency of 0.270 Å⁻¹

8.2 Resolution estimates [i](#)

Resolution estimate (Å)	Estimation criterion (FSC cut-off)		
	0.143	0.5	Half-bit
Reported by author	3.70	-	-
Author-provided FSC curve	3.67	4.35	3.76
Unmasked-calculated*	-	-	-


*Resolution estimate based on FSC curve calculated by comparison of deposited half-maps.

9 Map-model fit [i](#)

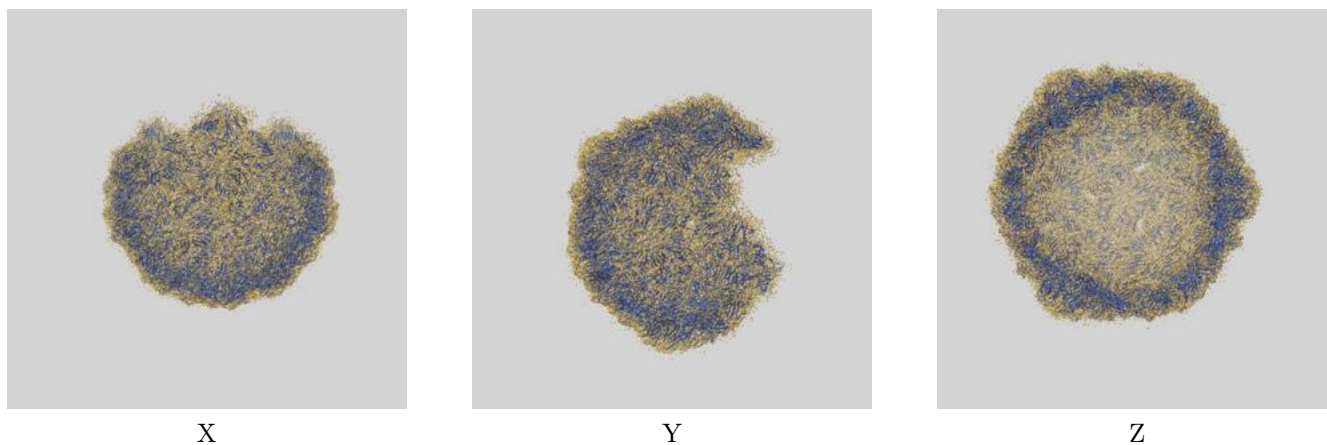
This section contains information regarding the fit between EMDB map EMD-0188 and PDB model 6HBL. Per-residue inclusion information can be found in section 3 on page 8.

9.1 Map-model overlays

9.1.1 Map-model overlay [i](#)




9.1.2 Map-model assembly overlay [i](#)



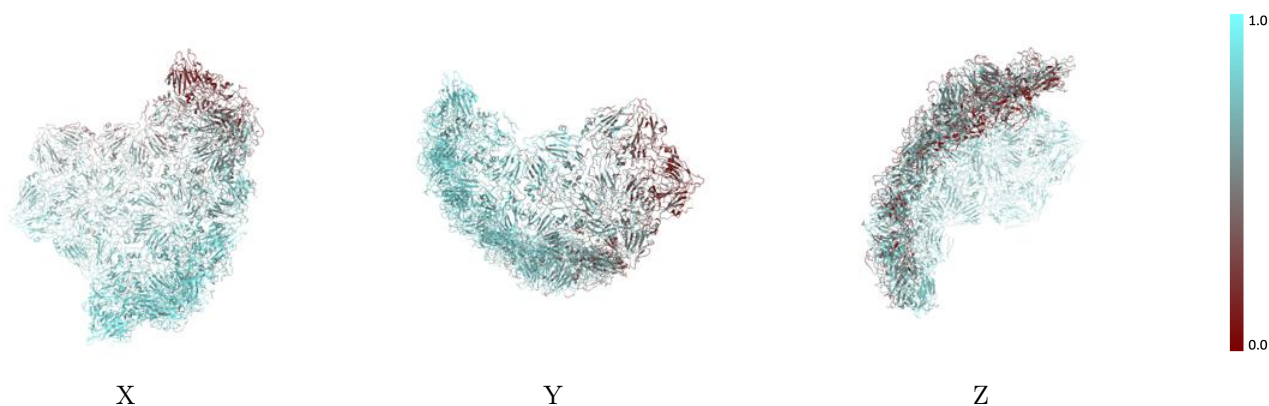
The images above show the 3D surface view of the map at the recommended contour level 0.066 at 50% transparency in yellow overlaid with a ribbon representation of the model coloured in blue. These images allow for the visual assessment of the quality of fit between the atomic model and the map.

9.2 Q-score mapped to coordinate model [i](#)



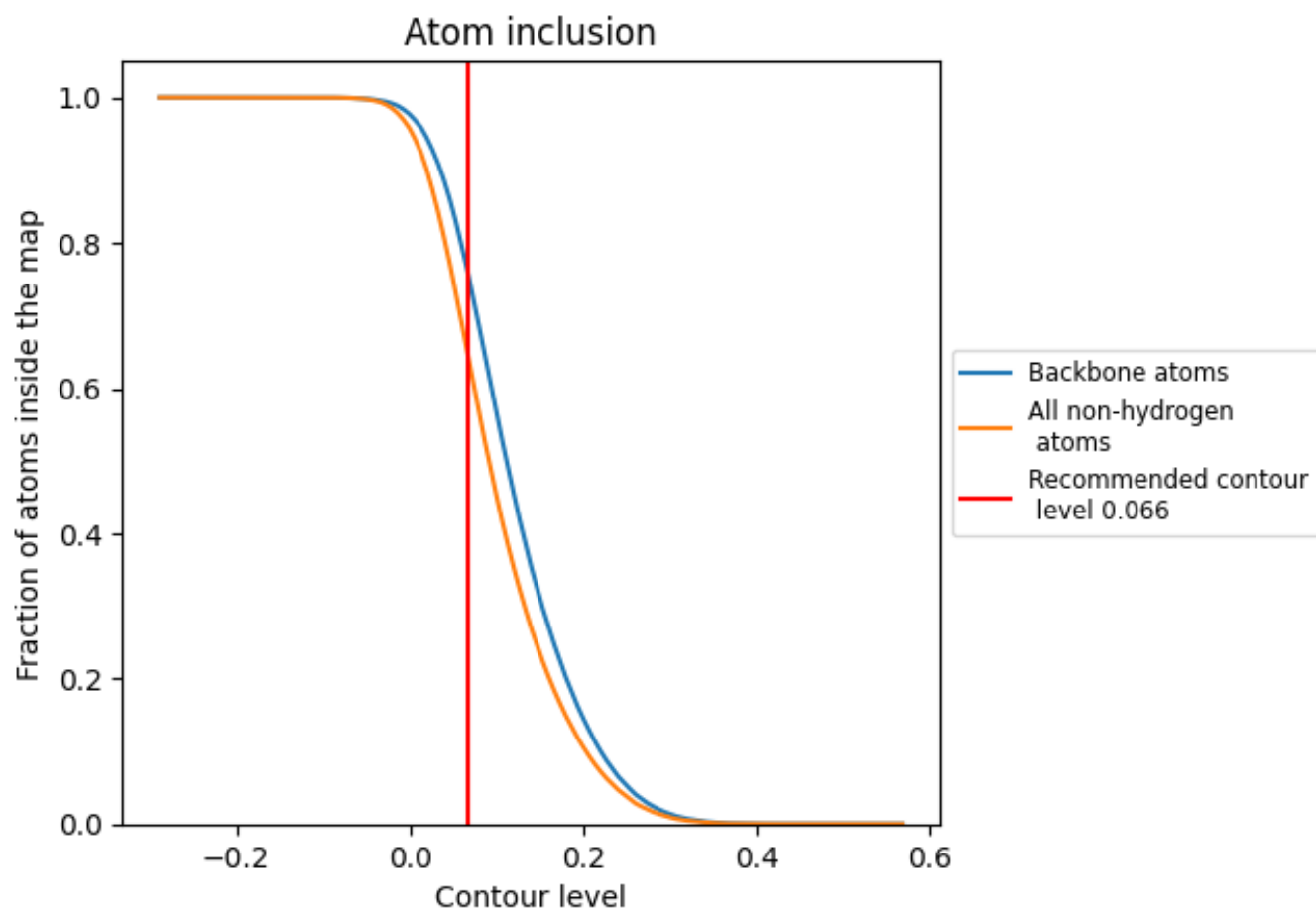
The images above show the model with each residue coloured according to its Q-score. This shows their resolvability in the map with higher Q-score values reflecting better resolvability. Please note: Q-score is calculating the resolvability of atoms, and thus high values are only expected at resolutions at which atoms can be resolved. Low Q-score values may therefore be expected for many entries.

9.3 Atom inclusion mapped to coordinate model [i](#)



The images above show the model with each residue coloured according to its atom inclusion. This shows to what extent they are inside the map at the recommended contour level (0.066).







































































9.4 Atom inclusion [i](#)



At the recommended contour level, 76% of all backbone atoms, 65% of all non-hydrogen atoms, are inside the map.

9.5 Map-model fit summary























The table lists the average atom inclusion at the recommended contour level (0.066) and Q-score for the entire model and for each chain.

Chain	Atom inclusion	Q-score
All	 0.6510	 0.2860
A	 0.6553	 0.2680
B	 0.4688	 0.2100
C	 0.6001	 0.2580
D	 0.6394	 0.2530
E	 0.5697	 0.2360
F	 0.5208	 0.1980
G	 0.5928	 0.2420
H	 0.6466	 0.2900
I	 0.6553	 0.2800
J	 0.5115	 0.1700
K	 0.4805	 0.1910
L	 0.3943	 0.1360
M	 0.7177	 0.3040
N	 0.7029	 0.3160
O	 0.7427	 0.3380
P	 0.5781	 0.2280
Q	 0.6355	 0.2820
R	 0.6565	 0.3010
S	 0.7048	 0.3020
T	 0.7330	 0.3280
U	 0.7086	 0.3020
V	 0.4143	 0.1330
W	 0.2219	 0.0920
X	 0.2988	 0.1000
Y	 0.7979	 0.3650
Z	 0.8116	 0.3780
a	 0.8084	 0.3900
b	 0.7879	 0.3630
c	 0.7871	 0.3770
d	 0.7836	 0.3810
e	 0.7967	 0.3650
f	 0.7871	 0.3680
g	 0.7979	 0.3880
h	 0.7690	 0.3500



Continued on next page...

Continued from previous page...

Chain	Atom inclusion	Q-score
i	 0.7520	 0.3500
j	 0.7539	 0.3520
k	 0.5227	 0.1930
l	 0.4359	 0.1820
m	 0.4892	 0.2100
n	 0.7814	 0.3570
o	 0.7598	 0.3430
p	 0.7805	 0.3610
q	 0.7342	 0.3200
r	 0.7659	 0.3580
s	 0.7520	 0.3560