



Full wwPDB X-ray Structure Validation Report ⓘ

Jan 2, 2024 – 10:07 am GMT

PDB ID : 5HL7
Title : The crystal structure of the large ribosomal subunit of Staphylococcus aureus in complex with lefamulin
Authors : Eyal, Z.; Matzov, D.; Krupkin, M.; Rozenberg, H.; Zimmerman, E.; Bashan, A.; Yonath, A.
Deposited on : 2016-01-14
Resolution : 3.55 Å(reported)

This is a Full wwPDB X-ray Structure Validation Report for a publicly released PDB entry.

We welcome your comments at validation@mail.wwpdb.org

A user guide is available at

<https://www.wwpdb.org/validation/2017/XrayValidationReportHelp>

with specific help available everywhere you see the ⓘ symbol.

The types of validation reports are described at

<http://www.wwpdb.org/validation/2017/FAQs#types>.

The following versions of software and data (see [references ⓘ](#)) were used in the production of this report:

MolProbity : 4.02b-467
Mogul : 1.8.4, CSD as541be (2020)
Xtriage (Phenix) : 1.13
EDS : 2.36
buster-report : 1.1.7 (2018)
Percentile statistics : 20191225.v01 (using entries in the PDB archive December 25th 2019)
Refmac : 5.8.0158
CCP4 : 7.0.044 (Gargrove)
Ideal geometry (proteins) : Engh & Huber (2001)
Ideal geometry (DNA, RNA) : Parkinson et al. (1996)
Validation Pipeline (wwPDB-VP) : 2.36

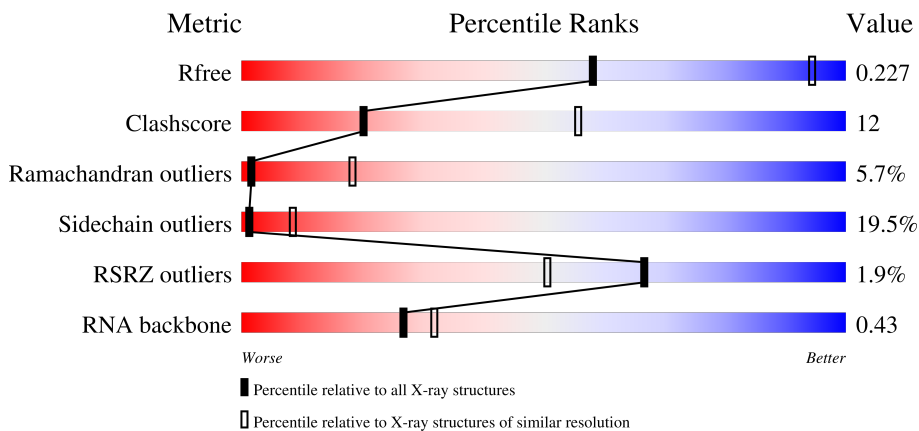
1 Overall quality at a glance

The following experimental techniques were used to determine the structure:

X-RAY DIFFRACTION

The reported resolution of this entry is 3.55 Å.

Percentile scores (ranging between 0-100) for global validation metrics of the entry are shown in the following graphic. The table shows the number of entries on which the scores are based.




























Metric	Whole archive (#Entries)	Similar resolution (#Entries, resolution range(Å))
R_{free}	130704	1020 (3.62-3.50)
Clashscore	141614	1100 (3.62-3.50)
Ramachandran outliers	138981	1065 (3.62-3.50)
Sidechain outliers	138945	1066 (3.62-3.50)
RSRZ outliers	127900	1009 (3.64-3.48)
RNA backbone	3102	1008 (4.10-3.00)

The table below summarises the geometric issues observed across the polymeric chains and their fit to the electron density. The red, orange, yellow and green segments of the lower bar indicate the fraction of residues that contain outliers for ≥ 3 , 2, 1 and 0 types of geometric quality criteria respectively. A grey segment represents the fraction of residues that are not modelled. The numeric value for each fraction is indicated below the corresponding segment, with a dot representing fractions $\leq 5\%$. The upper red bar (where present) indicates the fraction of residues that have poor fit to the electron density. The numeric value is given above the bar.

Mol	Chain	Length	Quality of chain
1	A	277	 67% 24% 6% .
2	X	2923	 32% 41% 17% . 7%
3	Y	114	 34% 42% 23% .

Continued on next page...

Continued from previous page...

Mol	Chain	Length	Quality of chain
4	B	220	
5	C	207	
6	D	179	
7	E	178	
8	G	145	
9	H	122	
10	I	140	
11	J	144	
12	K	122	
13	L	119	
14	M	116	
15	N	118	
16	O	102	
17	P	117	
18	Q	91	
19	R	105	
20	S	217	
21	T	94	
22	U	62	
23	V	69	
24	W	59	
25	Z	58	
26	2	45	
27	3	66	
28	4	37	

The following table lists non-polymeric compounds, carbohydrate monomers and non-standard residues in protein, DNA, RNA chains that are outliers for geometric or electron-density-fit criteria:

Mol	Type	Chain	Res	Chirality	Geometry	Clashes	Electron density
29	MN	X	3114	-	-	-	X
29	MN	X	3155	-	-	-	X
29	MN	X	3186	-	-	-	X
29	MN	X	3225	-	-	-	X
29	MN	X	3421	-	-	-	X
29	MN	X	3446	-	-	-	X
29	MN	X	3454	-	-	-	X
29	MN	X	3458	-	-	-	X
29	MN	X	3471	-	-	-	X
30	MG	A	302	-	-	-	X
30	MG	G	201	-	-	-	X
30	MG	P	201	-	-	-	X
30	MG	X	3087	-	-	-	X
30	MG	X	3180	-	-	-	X
30	MG	X	3196	-	-	-	X
30	MG	X	3230	-	-	-	X
30	MG	X	3236	-	-	-	X
30	MG	X	3244	-	-	-	X
30	MG	X	3248	-	-	-	X
30	MG	X	3250	-	-	-	X
30	MG	X	3252	-	-	-	X
30	MG	X	3253	-	-	-	X
30	MG	X	3254	-	-	-	X
30	MG	X	3255	-	-	-	X
30	MG	X	3265	-	-	-	X
30	MG	X	3286	-	-	-	X
30	MG	X	3293	-	-	-	X
30	MG	X	3294	-	-	-	X
30	MG	X	3306	-	-	-	X
30	MG	X	3308	-	-	-	X
30	MG	X	3327	-	-	-	X
30	MG	X	3332	-	-	-	X
30	MG	X	3335	-	-	-	X
30	MG	X	3336	-	-	-	X
30	MG	X	3337	-	-	-	X
30	MG	X	3339	-	-	-	X
30	MG	X	3340	-	-	-	X
30	MG	X	3341	-	-	-	X
30	MG	X	3342	-	-	-	X
30	MG	X	3344	-	-	-	X

Continued on next page...

Continued from previous page...

Mol	Type	Chain	Res	Chirality	Geometry	Clashes	Electron density
30	MG	X	3346	-	-	-	X
30	MG	X	3348	-	-	-	X
30	MG	X	3349	-	-	-	X
30	MG	X	3351	-	-	-	X
30	MG	X	3352	-	-	-	X
30	MG	X	3358	-	-	-	X
30	MG	X	3365	-	-	-	X
30	MG	X	3370	-	-	-	X
30	MG	X	3382	-	-	-	X
30	MG	X	3386	-	-	-	X
30	MG	X	3391	-	-	-	X
30	MG	X	3393	-	-	-	X
30	MG	X	3398	-	-	-	X
30	MG	X	3400	-	-	-	X
30	MG	X	3413	-	-	-	X
30	MG	X	3417	-	-	-	X
30	MG	X	3441	-	-	-	X
30	MG	X	3445	-	-	-	X
30	MG	X	3449	-	-	-	X
30	MG	X	3475	-	-	-	X
30	MG	X	3487	-	-	-	X
30	MG	X	3488	-	-	-	X
30	MG	Y	203	-	-	-	X
30	MG	Y	210	-	-	-	X
30	MG	Y	212	-	-	-	X
33	SPD	X	3498	-	-	-	X
35	EPE	N	201	-	-	X	-

2 Entry composition [i](#)

There are 35 unique types of molecules in this entry. The entry contains 81462 atoms, of which 0 are hydrogens and 0 are deuteriums.

In the tables below, the ZeroOcc column contains the number of atoms modelled with zero occupancy, the AltConf column contains the number of residues with at least one atom in alternate conformation and the Trace column contains the number of residues modelled with at most 2 atoms.

- Molecule 1 is a protein called 50S ribosomal protein L2.

Mol	Chain	Residues	Atoms					ZeroOcc	AltConf	Trace
			Total	C	N	O	S			
1	A	269	1667	1007	331	324	5	0	0	0

- Molecule 2 is a RNA chain called 23S ribosomal RNA.

Mol	Chain	Residues	Atoms					ZeroOcc	AltConf	Trace
			Total	C	N	O	P			
2	X	2705	57983	25884	10620	18774	2705	0	0	0

- Molecule 3 is a RNA chain called 5S ribosomal RNA.

Mol	Chain	Residues	Atoms					ZeroOcc	AltConf	Trace
			Total	C	N	O	P			
3	Y	114	2430	1086	436	794	114	0	0	0

- Molecule 4 is a protein called 50S ribosomal protein L3.

Mol	Chain	Residues	Atoms					ZeroOcc	AltConf	Trace
			Total	C	N	O	S			
4	B	215	1547	967	289	286	5	0	0	0

- Molecule 5 is a protein called 50S ribosomal protein L4.

Mol	Chain	Residues	Atoms					ZeroOcc	AltConf	Trace
			Total	C	N	O	S			
5	C	199	1324	823	250	249	2	0	0	0

- Molecule 6 is a protein called 50S ribosomal protein L5.

Mol	Chain	Residues	Atoms					ZeroOcc	AltConf	Trace
			Total	C	N	O	S			
6	D	165	853	512	165	174	2	0	0	0

- Molecule 7 is a protein called 50S ribosomal protein L6.

Mol	Chain	Residues	Atoms					ZeroOcc	AltConf	Trace
			Total	C	N	O	S			
7	E	157	915	559	172	182	2	0	0	0

There is a discrepancy between the modelled and reference sequences:

Chain	Residue	Modelled	Actual	Comment	Reference
E	174	LYS	GLY	conflict	UNP Q2FW21

- Molecule 8 is a protein called 50S ribosomal protein L13.

Mol	Chain	Residues	Atoms					ZeroOcc	AltConf	Trace
			Total	C	N	O	S			
8	G	145	1090	682	202	203	3	0	0	0

- Molecule 9 is a protein called 50S ribosomal protein L14.

Mol	Chain	Residues	Atoms					ZeroOcc	AltConf	Trace
			Total	C	N	O	S			
9	H	122	884	548	167	165	4	0	0	0

- Molecule 10 is a protein called 50S ribosomal protein L15.

Mol	Chain	Residues	Atoms					ZeroOcc	AltConf	Trace
			Total	C	N	O	S			
10	I	131	819	498	164	156	1	0	0	0

- Molecule 11 is a protein called 50S ribosomal protein L16.

Mol	Chain	Residues	Atoms					ZeroOcc	AltConf	Trace
			Total	C	N	O	S			
11	J	138	1001	641	187	170	3	0	0	0

- Molecule 12 is a protein called 50S ribosomal protein L17.

Mol	Chain	Residues	Atoms					ZeroOcc	AltConf	Trace
			Total	C	N	O	S			
12	K	119	906	556	175	174	1	0	0	0

- Molecule 13 is a protein called 50S ribosomal protein L18.

Mol	Chain	Residues	Atoms				ZeroOcc	AltConf	Trace
			Total	C	N	O			
13	L	109	673	411	134	128	0	0	0

- Molecule 14 is a protein called 50S ribosomal protein L19.

Mol	Chain	Residues	Atoms				ZeroOcc	AltConf	Trace
			Total	C	N	O			
14	M	110	807	510	162	135	0	0	0

- Molecule 15 is a protein called 50S ribosomal protein L20.

Mol	Chain	Residues	Atoms					ZeroOcc	AltConf	Trace
			Total	C	N	O	S			
15	N	116	922	581	183	154	4	0	0	0

- Molecule 16 is a protein called 50S ribosomal protein L21.

Mol	Chain	Residues	Atoms					ZeroOcc	AltConf	Trace
			Total	C	N	O	S			
16	O	102	751	477	138	135	1	0	0	0

- Molecule 17 is a protein called 50S ribosomal protein L22.

Mol	Chain	Residues	Atoms					ZeroOcc	AltConf	Trace
			Total	C	N	O	S			
17	P	112	853	531	161	158	3	0	0	0

- Molecule 18 is a protein called 50S ribosomal protein L23.

Mol	Chain	Residues	Atoms					ZeroOcc	AltConf	Trace
			Total	C	N	O	S			
18	Q	90	583	365	103	112	3	0	0	0

- Molecule 19 is a protein called 50S ribosomal protein L24.

Mol	Chain	Residues	Atoms					ZeroOcc	AltConf	Trace
			Total	C	N	O	S			
19	R	102	627	382	120	124	1	0	0	0

- Molecule 20 is a protein called 50S ribosomal protein L25.

Mol	Chain	Residues	Atoms					ZeroOcc	AltConf	Trace
			Total	C	N	O	S			
20	S	167	1087	682	191	212	2	0	0	0

- Molecule 21 is a protein called 50S ribosomal protein L27.

Mol	Chain	Residues	Atoms					ZeroOcc	AltConf	Trace
			Total	C	N	O	S			
21	T	75	559	349	110	100		0	0	0

- Molecule 22 is a protein called 50S ribosomal protein L28.

Mol	Chain	Residues	Atoms					ZeroOcc	AltConf	Trace
			Total	C	N	O	S			
22	U	42	242	149	48	45		0	0	0

- Molecule 23 is a protein called 50S ribosomal protein L29.

Mol	Chain	Residues	Atoms					ZeroOcc	AltConf	Trace
			Total	C	N	O	S			
23	V	65	486	299	89	98		0	0	0

- Molecule 24 is a protein called 50S ribosomal protein L30.

Mol	Chain	Residues	Atoms					ZeroOcc	AltConf	Trace
			Total	C	N	O	S			
24	W	57	437	271	82	84		0	0	0

- Molecule 25 is a protein called 50S ribosomal protein L32.

Mol	Chain	Residues	Atoms					ZeroOcc	AltConf	Trace
			Total	C	N	O	S			
25	Z	43	339	208	70	57	4	0	0	0

- Molecule 26 is a protein called 50S ribosomal protein L34.

Mol	Chain	Residues	Atoms					ZeroOcc	AltConf	Trace
			Total	C	N	O	S			
26	2	43	350	213	85	51	1	0	0	0

- Molecule 27 is a protein called 50S ribosomal protein L35.

Mol	Chain	Residues	Atoms					ZeroOcc	AltConf	Trace
27	3	60	Total	C	N	O	S	0	0	0
			405	248	81	74	2			

- Molecule 28 is a protein called 50S ribosomal protein L36.

Mol	Chain	Residues	Atoms					ZeroOcc	AltConf	Trace
28	4	36	Total	C	N	O	S	0	0	0
			181	107	36	36	2			

- Molecule 29 is MANGANESE (II) ION (three-letter code: MN) (formula: Mn).

Mol	Chain	Residues	Atoms		ZeroOcc	AltConf
29	A	1	Total	Mn	0	0
			1	1		
29	X	268	Total	Mn	0	0
			268	268		
29	Y	2	Total	Mn	0	0
			2	2		
29	R	1	Total	Mn	0	0
			1	1		
29	T	1	Total	Mn	0	0
			1	1		
29	Z	1	Total	Mn	0	0
			1	1		

- Molecule 30 is MAGNESIUM ION (three-letter code: MG) (formula: Mg).

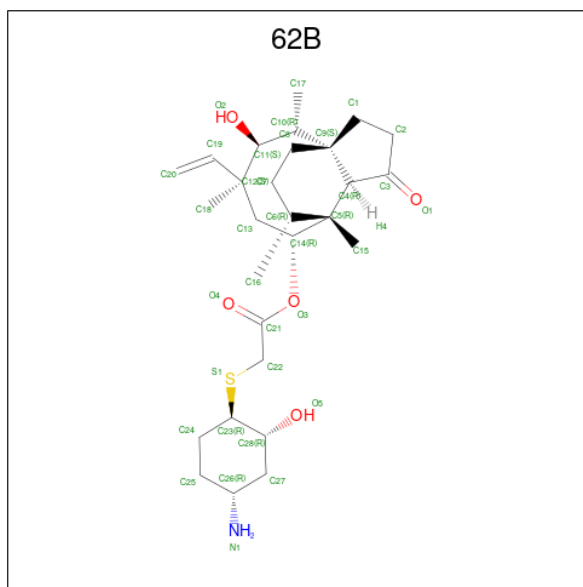
Mol	Chain	Residues	Atoms		ZeroOcc	AltConf
30	A	3	Total	Mg	0	0
			3	3		
30	X	218	Total	Mg	0	0
			218	218		
30	Y	10	Total	Mg	0	0
			10	10		
30	C	2	Total	Mg	0	0
			2	2		
30	G	2	Total	Mg	0	0
			2	2		
30	I	1	Total	Mg	0	0
			1	1		
30	J	1	Total	Mg	0	0
			1	1		

Continued on next page...

Continued from previous page...

Mol	Chain	Residues	Atoms	ZeroOcc	AltConf
30	M	1	Total Mg 1 1	0	0
30	O	1	Total Mg 1 1	0	0
30	P	1	Total Mg 1 1	0	0

- Molecule 31 is Lefamulin (three-letter code: 62B) (formula: $C_{28}H_{45}NO_5S$).



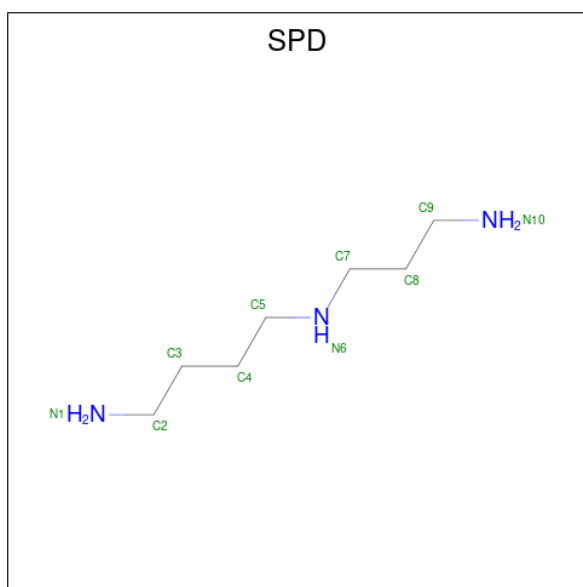
Mol	Chain	Residues	Atoms	ZeroOcc	AltConf
31	X	1	Total C N O S 35 28 1 5 1	0	0

- Molecule 32 is (4S)-2-METHYL-2,4-PENTANEDIOL (three-letter code: MPD) (formula: $C_6H_{14}O_2$).



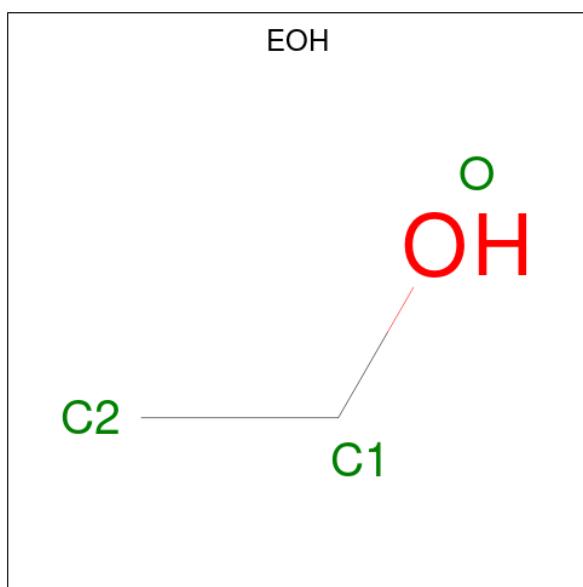
Mol	Chain	Residues	Atoms	ZeroOcc	AltConf
32	X	1	Total C O 8 6 2	0	0
32	X	1	Total C O 8 6 2	0	0
32	X	1	Total C O 8 6 2	0	0
32	X	1	Total C O 8 6 2	0	0
32	X	1	Total C O 8 6 2	0	0
32	X	1	Total C O 8 6 2	0	0
32	X	1	Total C O 8 6 2	0	0
32	X	1	Total C O 8 6 2	0	0
32	J	1	Total C O 8 6 2	0	0
32	Q	1	Total C O 8 6 2	0	0
32	Z	1	Total C O 8 6 2	0	0

- Molecule 33 is SPERMIDINE (three-letter code: SPD) (formula: C₇H₁₉N₃).



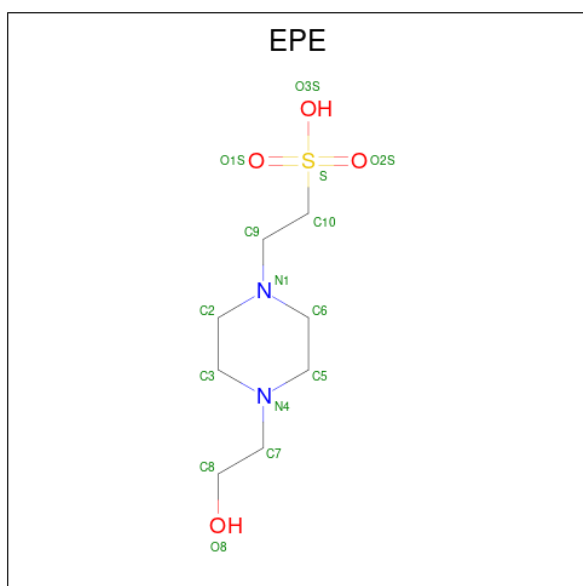
Mol	Chain	Residues	Atoms	ZeroOcc	AltConf
33	X	1	Total C N 10 7 3	0	0
33	X	1	Total C N 10 7 3	0	0
33	X	1	Total C N 10 7 3	0	0
33	X	1	Total C N 10 7 3	0	0
33	X	1	Total C N 10 7 3	0	0
33	X	1	Total C N 10 7 3	0	0
33	X	1	Total C N 10 7 3	0	0
33	Y	1	Total C N 10 7 3	0	0

- Molecule 34 is ETHANOL (three-letter code: EOH) (formula: C₂H₆O).



Mol	Chain	Residues	Atoms	ZeroOcc	AltConf
34	X	1	Total C O 3 2 1	0	0
34	X	1	Total C O 3 2 1	0	0
34	S	1	Total C O 3 2 1	0	0

- Molecule 35 is 4-(2-HYDROXYETHYL)-1-PIPERAZINE ETHANESULFONIC ACID (three-letter code: EPE) (formula: C₈H₁₈N₂O₄S).

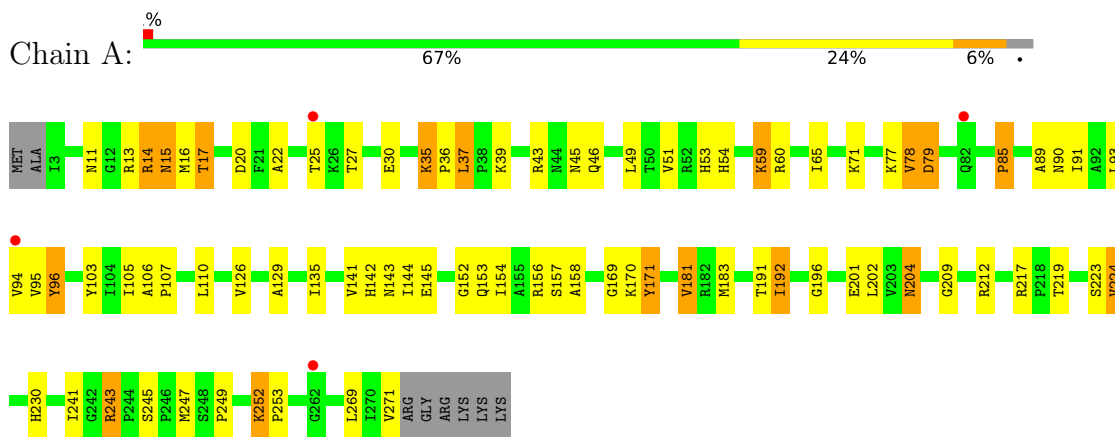


Mol	Chain	Residues	Atoms					ZeroOcc	AltConf
			Total	C	N	O	S		
35	N	1	15	8	2	4	1	0	0

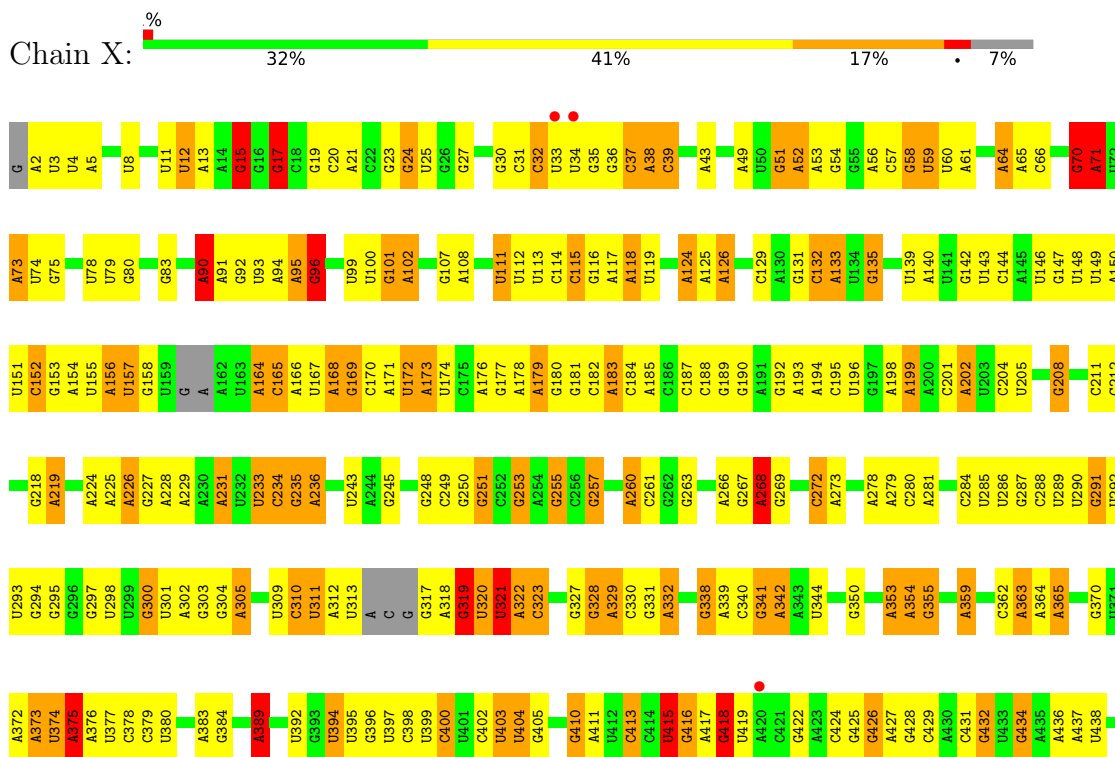
3 Residue-property plots [i](#)

These plots are drawn for all protein, RNA, DNA and oligosaccharide chains in the entry. The first graphic for a chain summarises the proportions of the various outlier classes displayed in the second graphic. The second graphic shows the sequence view annotated by issues in geometry and electron density. Residues are color-coded according to the number of geometric quality criteria for which they contain at least one outlier: green = 0, yellow = 1, orange = 2 and red = 3 or more. A red dot above a residue indicates a poor fit to the electron density ($RSRZ > 2$). Stretches of 2 or more consecutive residues without any outlier are shown as a green connector. Residues present in the sample, but not in the model, are shown in grey.

- Molecule 1: 50S ribosomal protein L2

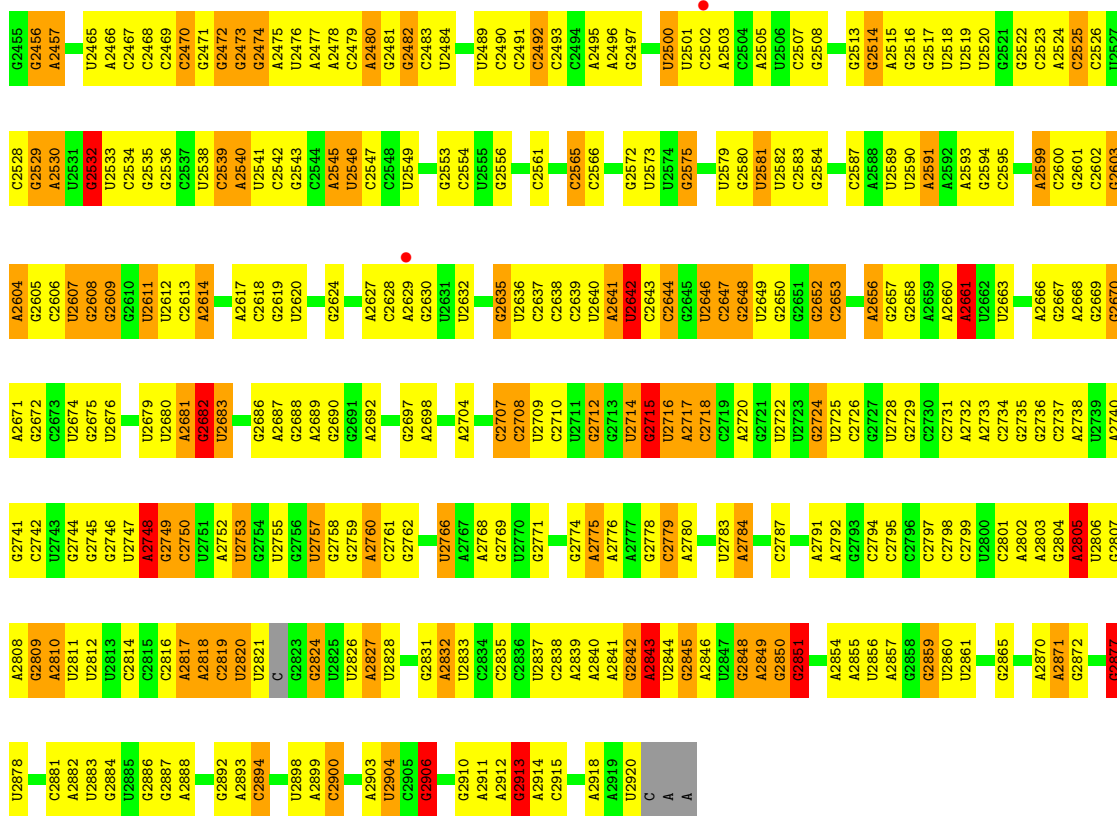


- Molecule 2: 23S ribosomal RNA

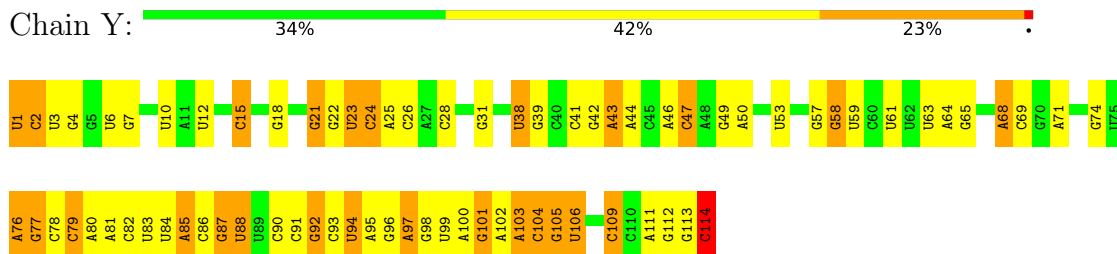


G1406	G1407	G1408	G1409	G1410	G1411	G1414	A1415	G1416	G1417	G1418	A1422	A1423	A1424	G1429	A1430	A1431	A1432	U1433	U1434	A1440	C1441	U1338	U1339	G1340	A1341	C1342	A1345	G1346	U1349	U1350	G1351	C1352	A1353	G1354	A1355	G1356	G1357	A1358	A1359	G1360	G1361	C1362	U1363	G1364	G1365	C1366	U1367	C1368	U1369	C1370	U1371	C1372	G1373	U1374	U1377	U1378	A1379	A1380	U1381	C1382	G1383	U1389	A1390	A1391	G1392	G1393	U1394	G1395	A1396	C1397	G1398	C1399	A1400	G1401	A1402	U1403	G1405																																																																																																																																																																																																																																																																																																																																																																																																																																																																																																																																																																																																																																																																																																																			
U1262	A1263	C1268	A1269	U1270	G1271	U1272	G1273	G1274	C1277	G1278	G1279	A1285	G1286	U1287	G1288	A1289	G1290	A1291	A1292	U1293	G1294	C1295	C1296	U1300	G1301	U1302	G1303	A1304	U1305	A1306	G1307	C1308	G1309	A1310	A1311	A1312	G1313	A1314	C1315	G1316	G1317	G1318	U1319	G1320	A1321	U1325	C1326	C1327	C1331	C1332	A1333	G1336	A1337	U1342	U1343	U1344	U1345	U1346	U1347	U1348	U1349	U1350	U1351	U1352	U1353	U1354	U1355	U1356	U1357	U1358	U1359	U1360	U1361	U1362	U1363	U1364	U1365	U1366	U1367	U1368	U1369	U1370	U1371	U1372	U1373	U1374	U1375	U1376	U1377	U1378	U1379	U1380	U1381	U1382	U1383	U1384	U1385	U1386	U1387	U1388	U1389	U1390	U1391	U1392	U1393	U1394	U1395	U1396	U1397	U1398	U1399	U1400	U1401	U1402	U1403	U1404	U1405																																																																																																																																																																																																																																																																																																																																																																																																																																																																																																																																																																																																																																																																											
U1196	C1197	U1198	A1199	U1200	G1201	U1205	A1208	U1209	U1210	G1211	U1212	C1213	G1214	U1215	U1217	G1218	A1219	A1220	C1221	U1224	G1225	G1226	U1227	A1228	G1229	G1230	A1231	U1232	A1233	G1234	C1235	G1236	A1241	G1242	G1243	G1244	G1245	C1246	G1247	U1248	U1249	G1250	A1251	U1252	G1253	A1254	A1255	U1256	G1257	A1258	U1259	A1260	G1261	U1175	U1176	U1177	U1178	U1179	G1180	U1185	A1186	A1187	A1188	C1189	U1190	U1191	U1192	U1193	U1194	U1195	U1196	U1197	U1198	U1199	U1200	U1201	U1202	U1203	U1204	U1205	U1206	U1207	U1208	U1209	U1210	U1211	U1212	U1213	U1214	U1215	U1216	U1217	U1218	U1219	U1220	U1221	U1222	U1223	U1224	U1225	U1226	U1227	U1228	U1229	U1230	U1231	U1232	U1233	U1234	U1235	U1236	U1237	U1238	U1239	U1240	U1241	U1242	U1243	U1244	U1245	U1246	U1247	U1248	U1249	U1250	U1251	U1252	U1253	U1254	U1255	U1256	U1257	U1258	U1259	U1260	U1261	U1262	U1263	U1264	U1265	U1266	U1267	U1268	U1269	U1270	U1271	U1272	U1273	U1274	U1275	U1276	U1277	U1278	U1279	U1280	U1281	U1282	U1283	U1284	U1285	U1286	U1287	U1288	U1289	U1290	U1291	U1292	U1293	U1294	U1295	U1296	U1297	U1298	U1299	U1300	U1301	U1302	U1303	U1304	U1305	U1306	U1307	U1308	U1309	U1310	U1311	U1312	U1313	U1314	U1315	U1316	U1317	U1318	U1319	U1320	U1321	U1322	U1323	U1324	U1325	U1326	U1327	U1328	U1329	U1330	U1331	U1332	U1333	U1334	U1335	U1336	U1337	U1338	U1339	U1340	U1341	U1342	U1343	U1344	U1345	U1346	U1347	U1348	U1349	U1350	U1351	U1352	U1353	U1354	U1355	U1356	U1357	U1358	U1359	U1360	U1361	U1362	U1363	U1364	U1365	U1366	U1367	U1368	U1369	U1370	U1371	U1372	U1373	U1374	U1375	U1376	U1377	U1378	U1379	U1380	U1381	U1382	U1383	U1384	U1385	U1386	U1387	U1388	U1389	U1390	U1391	U1392	U1393	U1394	U1395	U1396	U1397	U1398	U1399	U1400	U1401	U1402	U1403	U1404	U1405																																																																																																																																																																																																																																																																																																																																																																																																																																																																																																								
G997	G998	U999	G1000	A1001	U1002	A1003	A1004	G1005	U9938	U9939	U9940	G1008	C9942	C9943	G9944	U9945	U9946	U9947	U9948	A9958	A9956	C9957	U9958	C9959	C9960	G9961	C9962	C9963	C9964	C9965	A9968	A9969	U9970	U9971	A9972	U9973	U9974	U9975	U9976	U9977	U9978	U9979	U9980	U9981	C9982	G9983	U9984	U9985	U9986	U9987	C9988	U9989	U9990	A9991	A9992	C9993	U9994	U9995	A9996	A1005	U1006	A1007	A1008	A1009	A1010	A1011	A1012	A1013	A1014	A1015	A1016	A1018	A1019	A1020	G1021	G1022	A1023	A1024	A1025	A1026	A1027	A1028	C1029	C1030	C1031	A1032	A1033	A1034	C1035	C1036	U1037	C1038	A9977	U1040	G1041	U1042	U1043	U1044	A1045	G1046	G1047	C1050	U1051	U1052	A1053	A1054	U1055	U1056	A1057	G9966	G9967	G9968	G9969	G9970	G9971	G9972	G9973	G9974	G9975	G9976	G9977	G9978	G9979	G9980	G9981	G9982	G9983	G9984	G9985	G9986	G9987	G9988	G9989	G9990	G9991	G9992	G9993	G9994	G9995	G9996	G9997	G9998	G9999	G10000	G10001	G10002	G10003	G10004	G10005	G10006	G10007	G10008	G10009	G10010	G10011	G10012	G10013	G10014	G10015	G10016	G10017	G10018	G10019	G10020	G10021	G10022	G10023	G10024	G10025	G10026	G10027	G10028	G10029	G10030	G10031	G10032	G10033	G10034	G10035	G10036	G10037	G10038	G10039	G10040	G10041	G10042	G10043	G10044	G10045	G10046	G10047	G10048	G10049	G10050	G10051	G10052	G10053	G10054	G10055	G10056	G10057	G10058	G10059	G10060	G10061	G10062	G10063	G10064	G10065	G10066	G10067	G10068	G10069	G10070	G10071	G10072	G10073	G10074	G10075	G10076	G10077	G10078	G10079	G10080	G10081	G10082	G10083	G10084	G10085	G10086	G10087	G10088	G10089	G10090	G10091	G10092	G10093	G10094	G10095	G10096	G10097	G10098	G10099	G10100	G10101	G10102	G10103	G10104	G10105	G10106	G10107	G10108	G10109	G10110	G10111	G10112	G10113	G10114	G10115	G10116	G10117	G10118	G10119	G10120	G10121	G10122	G10123	G10124	G10125	G10126	G10127	G10128	G10129	G10130	G10131	G10132	G10133	G10134	G10135	G10136	G10137	G10138	G10139	G10140	G10141	G10142	G10143	G10144	G10145	G10146	G10147	G10148	G10149	G10150	G10151	G10152	G10153	G10154	G10155	G10156	G10157	G10158	G10159	G10160	G10161	G10162	G10163	G10164	G10165	G10166	G10167	G10168	G10169	G10170	G10171	G10172	G10173	G10174	G10175	G10176	G10177	G10178	G10179	G10180	G10181	G10182	G10183	G10184	G10185	G10186	G10187	G10188	G10189	G10190	G10191	G10192	G10193	G10194	G10195	G10196	G10197	G10198	G10199	G10200	G10201	G10202	G10203	G10204	G10205	G10206	G10207	G10208	G10209	G10210	G10211	G10212	G10213	G10214	G10215	G10216	G10217	G10218	G10219	G10220	G10221	G10222	G10223	G10224	G10225	G10226	G10227	G10228	G10229	G10230	G10231	G10232	G10233	G10234	G10235	G10236	G10237	G10238	G10239	G10240	G10241	G10242	G10243	G10244	G10245	G10246	G10247	G10248	G10249	G10250	G10251	G10252	G10253	G10254	G10255	G10256	G10257	G10258	G10259	G10260	G10261	G10262	G10263	G10264	G10265	G10266	G10267	G10268	G10269	G10270	G10271	G10272	G10273	G10274	G10275	G10276	G10277	G10278	G10279	G10280	G10281	G10282	G10283	G10284	G10285	G10286	G10287	G10288	G10289	G10290	G10291	G10292	G10293	G10294	G10295	G10296	G10297	G10298	G10299	G10300	G10301	G10302	G10303	G10304	G10305	G10306	G10307	G10308	G10309	G10310	G10311	G10312	G10313	G10314	G10315	G10316	G10317	G10318	G10319	G10320	G10321	G10322	G10323	G10324	G10325	G10326	G10327	G10328	G10329	G10330	G10331	G10332	G10333	G10334	G10335	G10336	G10337	G10338	G10339	G10340	G10341	G10342	G10343	G10344	G10345	G10346	G10347	G10348	G10349	G10350	G10351	G10352	G10353	G10354	G10355	G10356	G10357	G10358	G10359	G10360	G10361	G10362	G10363	G10364	G10365	G10366	G10367	G10368	G10369	G10370	G10371	G10372	G10373	G10374	G10375	G10376	G10377	G10378	G10379	G10380	G10381	G10382	G10383	G10384	G10385	G10386	G10387	G10388	G10389	G10390	G10391	G10392	G10393	G10394	G10395	G10396	G10397	G10398	G10399	G10400	G10401	G10402	G10403	G10404	G10405	G10406	G10407	G10408	G10409	G10410	G10411	G10412	G10413	G10414	G10415	G10416	G10417	G10418	G10419	G10420	G10421	G10422	G10423	G10424	G10425	G10426	G10427	G10428	G10429	G10430	G10431	G10432	G10433	G10434	G10435	G10436	G10437	G10438	G10439	G10440	G10441	G10442	G10443	G10444	G10445	G10446	G10447	G10448	G10449	G10450	G10451	G10452	G10453	G10454	G10455	G10456	G10457	G10458	G10459	G10460	G10461	G10462	G10463	G10464	G10465	G10466	G10467	G10468	G10469	G10470	G10471	G10472	G10473	G10474	G10475	G10476	G10477	G10478	G10479	G10480	G10481	G10482	G10483	G10484	G10485	G10486	G10487	G10488	G10489	G10490	G10491	G10492	G10493	G10494	G10495	G10496	G10497	G10498	G10499	G10500	G10501	G10502	G10503	G10504	G10505	G10506	G10507	G10508	G10509	G10510	G10511	G10512	G10513	G10514	G10515	G10516	G10517	G10518	G10519	G10520	G10521	G10522	G10523	G10524	G10525	G10526	G10527	G10528	G10529	G10530	G10531	G10532	G10533	G10534	G10535	G10536	G10537	G10538	G10539	G10540	G10541	G10542	G10543	G10544	G10545	G10546	G10547	G10548	G10549	G10550	G10551	G10552	G10553	G10554	G10555	G10556	G10557	G10558	G10559	G10560	G10561	G10562	G10563	G10564	G10565	G10566	G10567	G10568	G10569	G10570	G10571	G10572	G10573	G10574	G10575	G10576	G10577	G10578	G10579	G10580	G10581	G10582	G10583	G10584	G10585	G10586	G10587	G10588	G10589	G10590	G10591	G10592	G10593	G10594	G10595	G10596	G10597	G10598	G10599	G10600	G10601	G10602	G10603	G10604	G10605	G10606	G10607	G10608	G10609	G10610	G10611	G10612	G10613	G10614	G10615	G10616	G10617	G10618	G10619	G10620	G10621	G10622	G10623	G10

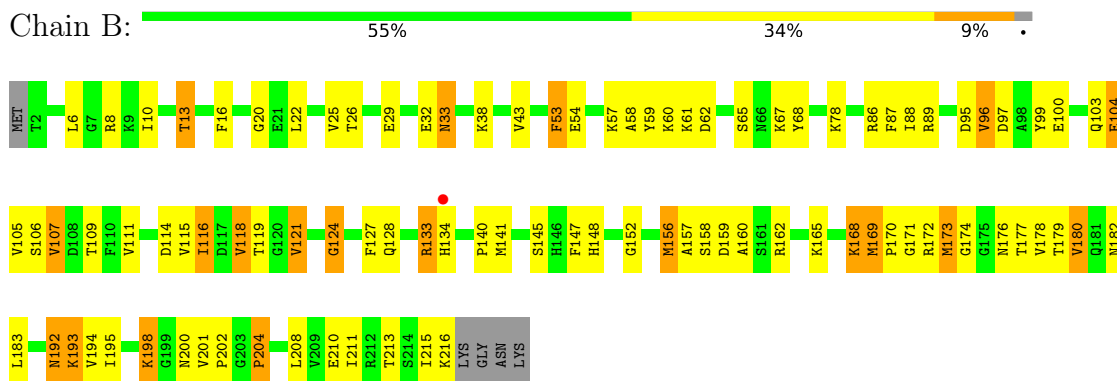
A1481	G1686	A1842	A1911	A1979	A2045	A2109	A2306	U2240	G2306	A2385
U1462	G1687	U1943	A1912	A1980	U2046	G2110	A	G2307	G2307	A2388
A1483	U1688	G1944	A1915	A1982	G2047	C2111	G	G2310	G2310	A2389
G1543	G1689	U1945	G1915	G1982	A2048	U2112	C	U2243	U2243	G2390
G1484	G1690	U1946	A1916	U1983	U2049	U2113	U	G2244	G2244	U2391
G1486	A1600	A1947	A1917	C1984	A2050	G2114	A	U2245	U2245	G2392
U1487	G1691	U1948	G1918	C1985	C2051	U2115	C	U2246	U2246	A2393
A1488	G1692	G1949	G1919	C1986	G2052	U2116	G	G2247	G2247	A2394
A1489	C1611	G1950	A1920	A1987	U2053	U2117	G	G2248	G2248	G2395
C1490	U1613	U1551	C1921	C1988	G2054	G2120	G	G2249	G2249	G2396
C1491	A1614	C1491	C1922	G1991	U2055	U2125	A	A2250	A2250	G2397
G1492	G1615	G1492	A1923	C1992	G2056	C2126	G	G2251	G2251	G2398
U1493	A1616	A	A1926	A1993	A2057	G2127	A	A2252	A2252	U2400
G1494	G1617	A	A1927	C1994	A2058	G	G	G2255	G2255	C2401
C1495	U1625	U1625	A1928	C1995	G2059	C	C	U2256	U2256	G2402
G1496	U1626	U1626	A1929	G1996	A2060	C	C	G2257	G2257	A2403
U1497	G1705	G1705	C1930	A1996	G2061	A	A	U2258	U2258	A2404
A1498	G1710	G1710	U1981	A1997	G2062	C	C	G2259	G2259	G2405
U1499	G1711	G1711	G1982	A1998	C2063	G	G	A2261	A2261	G2406
G1500	A1630	A1630	C1882	G1999	A2064	C	C	G	G	A2407
G1501	G1631	G1631	G1933	G2000	G2065	U	U	A2386	A2386	G2408
U1502	A1632	A1632	G1934	C2001	G2066	C	C	G2264	G2264	G2409
U1503	A	A	C	G	U2067	U	U	G2265	G2265	A2410
U1504	A	A	G	A2004	U1968	G	G	G2266	G2266	G2411
G1505	U1635	U1635	C	A2005	A2068	U	U	C2267	C2267	A2412
C1506	U1636	U1636	U	G2006	G2069	A	A	A2268	A2268	U2413
A1507	A1637	A1637	G	A2007	C2070	A	A	G2269	G2269	U2414
C1508	G1638	G1638	A	G2008	C2071	C	C	G2270	G2270	C2415
G1509	U1724	U1724	A	A2008	C2072	A	A	U2270	U2270	A2416
U1510	G1639	G1639	C	U2009	G2073	U	U	G2271	G2271	U2417
C1511	U1640	U1640	C	U2010	C2074	G	G	U2272	U2272	A2418
U1512	U1641	U1641	A	A1875	G2075	C	C	G2273	G2273	G2419
A1513	C1643	C1643	A	G2011	A2076	U	U	A2274	A2274	A2420
A1514	G1644	G1644	A	G2012	C2077	A	A	G2277	G2277	C2421
G1515	U1645	U1645	A	G2013	A2078	G	G	G2278	G2278	A2422
C1516	U1646	U1646	C	C2017	G2079	U	U	G2279	G2279	G2424
G1518	U1647	U1647	C	U2018	G2080	U	U	G2280	G2280	U2425
U1519	A1578	A1578	U	G2019	A2081	A	A	C2281	C2281	U2426
A	C	C	U	U2020	C2082	G	G	G2282	G2282	U2427
A1521	U	U	C	A2024	G2083	A	A	U2283	U2283	U2428
G1522	A1651	A1651	C1952	A2025	G2084	G	G	G2284	G2284	C2430
G1523	A1652	A1652	U1953	A2026	A2085	U	U	U2285	U2285	G2431
C1524	A1653	A1653	A1954	C2026	A2086	C	C	G2286	G2286	G2432
U	A1654	A1654	G1955	G2027	A2087	U	U	C2287	C2287	A2433
G1526	A1658	A1658	A1956	A2028	G2088	C	C	G2288	G2288	A2434
A1527	C1659	C1659	G1957	G2029	A2089	U	U	C2289	C2289	G2437
G1528	U	U	U1962	A2030	G	G	G	U2289	U2289	A2438
U1529	A1660	A1660	C1901	G2031	C2092	A	A	C2291	C2291	G2441
A1530	C1661	C1661	G1902	A2032	C2093	A	A	U2292	U2292	G2442
U	A1662	A1662	C	U2033	G2094	A	A	A2293	A2293	U2446
U	G1663	G1663	U1966	U2034	U2095	G	G	G2294	G2294	G2447
U	U1664	U1664	U1967	C2035	G2096	C	C	G2295	G2295	G2448
U	U1665	U1665	C1900	G2036	G2097	G	G	U2296	U2296	U2450
U	A1592	A1592	C1901	G2037	A2098	U	U	G2376	G2376	C2451
U	G1593	G1593	G1902	U2038	A2099	G	G	G2377	G2377	A2452
U	U1594	U1594	G1972	C2039	U2100	C	C	G2378	G2378	G2453
A	C1595	C1595	C1974	A2040	U2101	A	A	A2379	A2379	C2454
G	U1596	U1596	G1975	A2041	U2102	C	C	G2382	G2382	U2384
G	U1597	U1597	G1976	A2042	G2107	G	G	U2383	U2383	
C	U1598	U1598	U1977	U2043	U2108	U	U	A2305	A2305	
A	A1600	A1600	U1978	C2044						
A1539	A1685	A1685	G1841							
G1841										



• Molecule 3: 5S ribosomal RNA

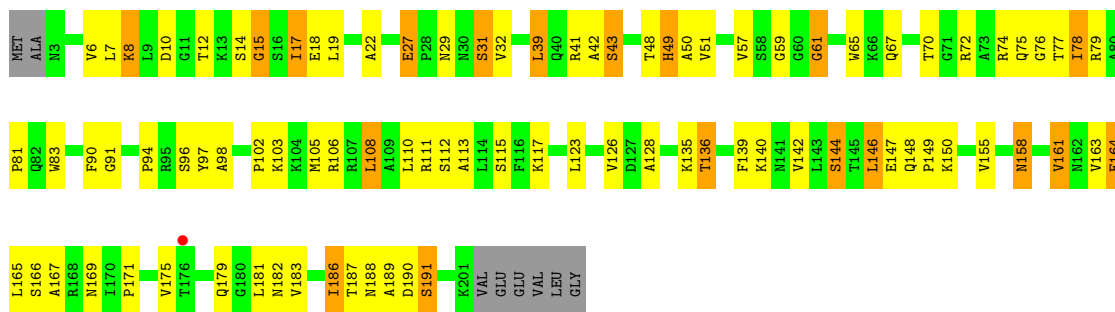


• Molecule 4: 50S ribosomal protein L3




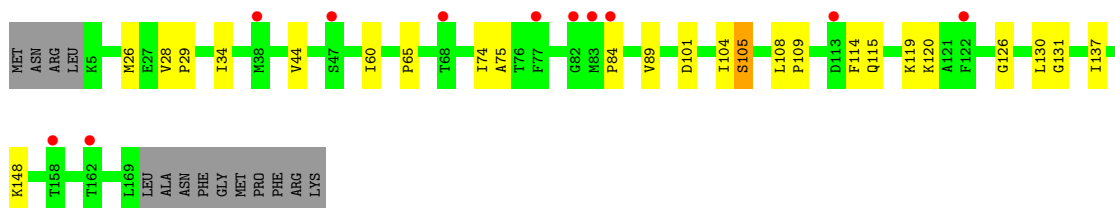
• Molecule 5: 50S ribosomal protein L4

Chain C:  53% 34% 9%



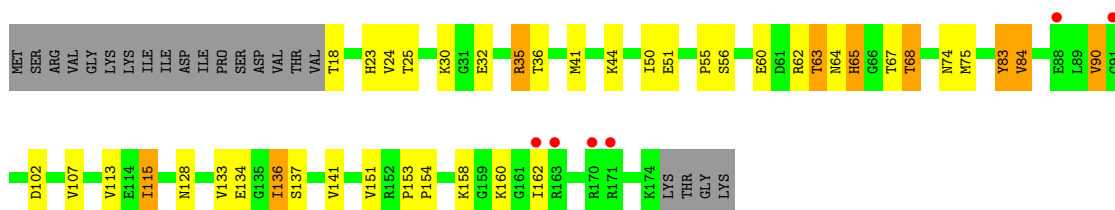
• Molecule 6: 50S ribosomal protein L5

Chain D:  6% 78% 13% 8%



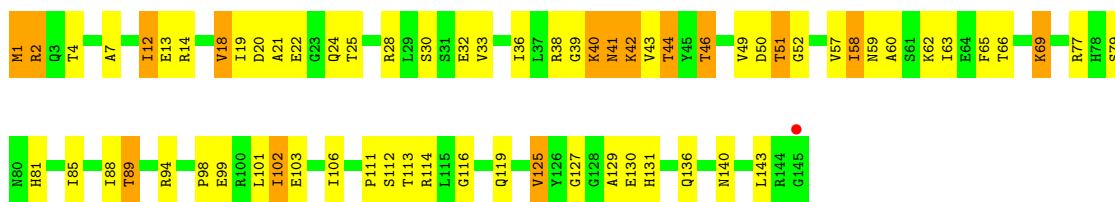
• Molecule 7: 50S ribosomal protein L6

Chain E:  3% 65% 19% 5% 12%



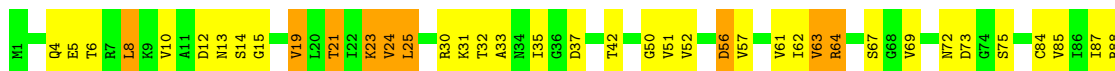
• Molecule 8: 50S ribosomal protein L13

Chain G:  54% 36% 10%

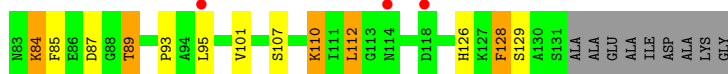
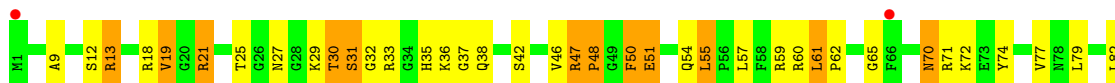


• Molecule 9: 50S ribosomal protein L14

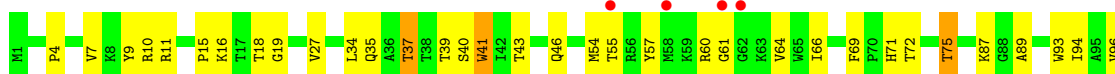
Chain H:  52% 38% 10%



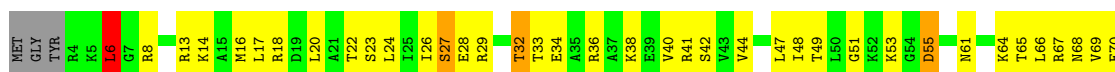
- Molecule 10: 50S ribosomal protein L15



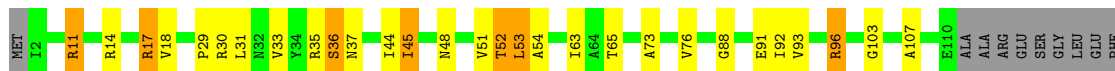
- Molecule 11: 50S ribosomal protein L16



- Molecule 12: 50S ribosomal protein L17

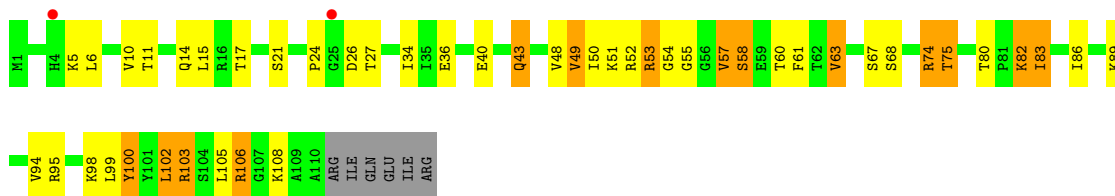


- Molecule 13: 50S ribosomal protein L18



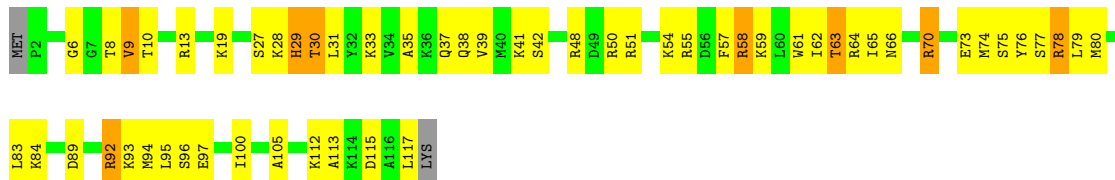
- Molecule 14: 50S ribosomal protein L19





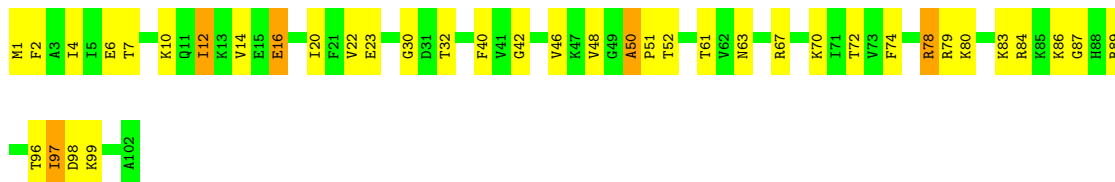
- Molecule 15: 50S ribosomal protein L20

Chain N: 51% 41% 7%



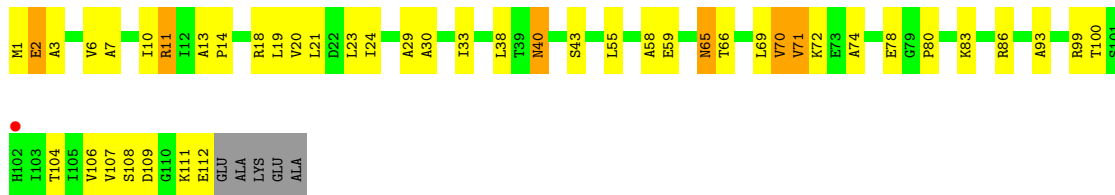
- Molecule 16: 50S ribosomal protein L21

Chain O: 62% 33% 5%



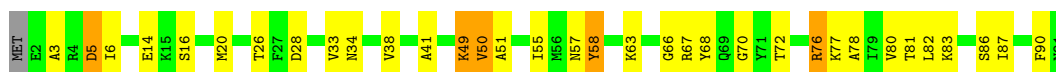
- Molecule 17: 50S ribosomal protein L22

Chain P: 57% 33% 5%



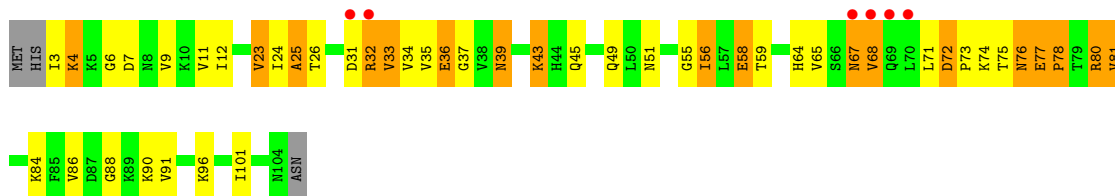
- Molecule 18: 50S ribosomal protein L23

Chain Q: 62% 32% 5%

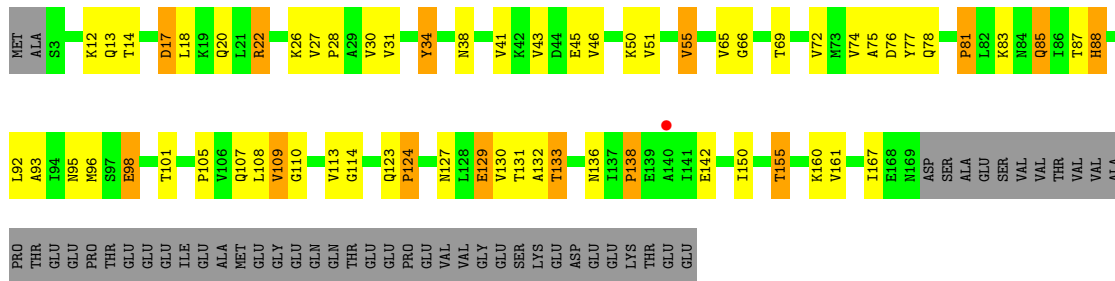


- Molecule 19: 50S ribosomal protein L24

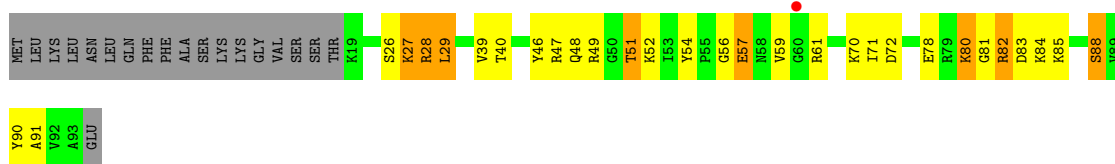
Chain R: 6% 51% 29% 17%



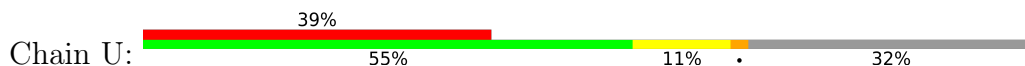
● Molecule 20: 50S ribosomal protein L25



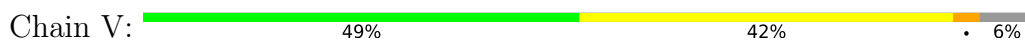
● Molecule 21: 50S ribosomal protein L27



● Molecule 22: 50S ribosomal protein L28



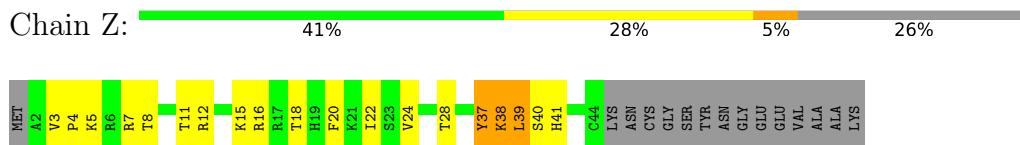
● Molecule 23: 50S ribosomal protein L29



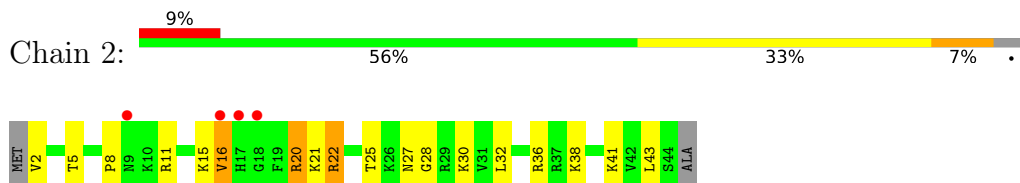
● Molecule 24: 50S ribosomal protein L30



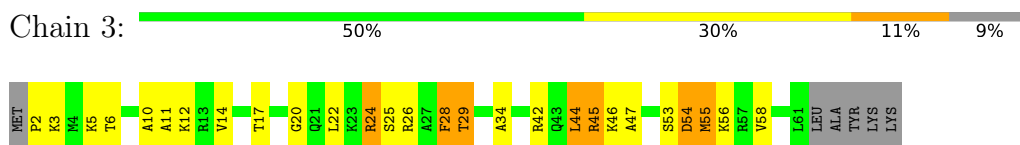
- Molecule 25: 50S ribosomal protein L32



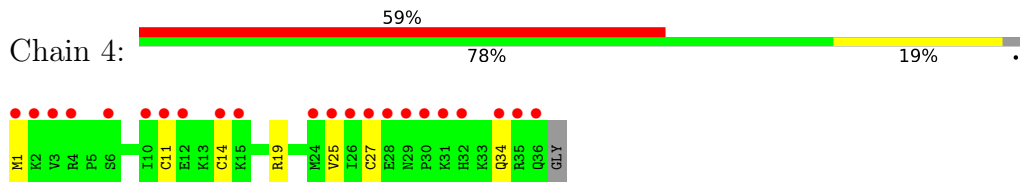
- Molecule 26: 50S ribosomal protein L34



- Molecule 27: 50S ribosomal protein L35



- Molecule 28: 50S ribosomal protein L36



4 Data and refinement statistics

Property	Value	Source
Space group	P 65 2 2	Depositor
Cell constants a, b, c, α , β , γ	282.11Å 282.11Å 875.34Å 90.00° 90.00° 120.00°	Depositor
Resolution (Å)	49.93 – 3.55 49.93 – 3.55	Depositor EDS
% Data completeness (in resolution range)	95.4 (49.93-3.55) 95.4 (49.93-3.55)	Depositor EDS
R_{merge}	0.21	Depositor
R_{sym}	(Not available)	Depositor
$\langle I/\sigma(I) \rangle$ ¹	2.53 (at 3.57Å)	Xtrriage
Refinement program	PHENIX	Depositor
R, R_{free}	0.187 , 0.227 0.189 , 0.227	Depositor DCC
R_{free} test set	11847 reflections (5.02%)	wwPDB-VP
Wilson B-factor (Å ²)	105.6	Xtrriage
Anisotropy	0.307	Xtrriage
Bulk solvent k_{sol} (e/Å ³), B_{sol} (Å ²)	0.22 , 56.4	EDS
L-test for twinning ²	$\langle L \rangle = 0.46$, $\langle L^2 \rangle = 0.28$	Xtrriage
Estimated twinning fraction	No twinning to report.	Xtrriage
F_o, F_c correlation	0.93	EDS
Total number of atoms	81462	wwPDB-VP
Average B, all atoms (Å ²)	110.0	wwPDB-VP

Xtrriage's analysis on translational NCS is as follows: *The largest off-origin peak in the Patterson function is 1.34% of the height of the origin peak. No significant pseudotranslation is detected.*

¹Intensities estimated from amplitudes.

²Theoretical values of $\langle |L| \rangle$, $\langle L^2 \rangle$ for acentric reflections are 0.5, 0.333 respectively for untwinned datasets, and 0.375, 0.2 for perfectly twinned datasets.

5 Model quality i

5.1 Standard geometry i

Bond lengths and bond angles in the following residue types are not validated in this section: MG, EPE, MN, EOH, MPD, SPD, 62B

The Z score for a bond length (or angle) is the number of standard deviations the observed value is removed from the expected value. A bond length (or angle) with $|Z| > 5$ is considered an outlier worth inspection. RMSZ is the root-mean-square of all Z scores of the bond lengths (or angles).

Mol	Chain	Bond lengths		Bond angles	
		RMSZ	# Z >5	RMSZ	# Z >5
1	A	0.26	0/1697	0.56	0/2332
2	X	0.96	108/64923 (0.2%)	1.63	1547/101215 (1.5%)
3	Y	0.90	10/2717 (0.4%)	1.73	90/4232 (2.1%)
4	B	0.68	0/1570	0.90	2/2117 (0.1%)
5	C	0.72	0/1343	0.98	1/1838 (0.1%)
6	D	0.33	0/855	0.56	0/1185
7	E	0.44	0/925	0.61	0/1279
8	G	0.78	0/1112	0.87	0/1507
9	H	0.62	0/891	0.80	0/1203
10	I	0.75	0/827	1.02	2/1121 (0.2%)
11	J	0.61	0/1023	0.80	0/1388
12	K	0.35	0/909	0.62	1/1217 (0.1%)
13	L	0.50	0/678	0.69	0/927
14	M	0.72	0/819	0.94	2/1107 (0.2%)
15	N	0.83	0/934	0.99	0/1241
16	O	0.84	1/761 (0.1%)	0.97	3/1022 (0.3%)
17	P	0.41	0/861	0.64	0/1160
18	Q	0.57	0/589	0.78	0/808
19	R	0.67	1/631 (0.2%)	0.85	0/863
20	S	0.60	0/1099	0.84	0/1509
21	T	0.59	0/565	0.79	0/751
22	U	0.37	0/247	0.57	0/344
23	V	0.50	0/487	0.64	0/654
24	W	0.73	0/439	0.93	0/593
25	Z	0.80	0/345	0.90	0/460
26	2	0.72	0/353	0.94	0/463
27	3	0.75	0/409	1.07	1/550 (0.2%)
28	4	0.41	0/180	0.66	0/249
All	All	0.89	120/88189 (0.1%)	1.50	1649/133335 (1.2%)

Chiral center outliers are detected by calculating the chiral volume of a chiral center and verifying if

the center is modelled as a planar moiety or with the opposite hand. A planarity outlier is detected by checking planarity of atoms in a peptide group, atoms in a mainchain group or atoms of a sidechain that are expected to be planar.

Mol	Chain	#Chirality outliers	#Planarity outliers
1	A	0	1
4	B	0	2
5	C	0	2
10	I	0	1
16	O	0	1
17	P	0	1
20	S	0	1
27	3	0	2
All	All	0	11

All (120) bond length outliers are listed below:

Mol	Chain	Res	Type	Atoms	Z	Observed(Å)	Ideal(Å)
2	X	1186	A	N9-C4	-12.81	1.30	1.37
2	X	1289	A	N9-C4	-11.75	1.30	1.37
2	X	2845	G	N9-C4	-9.65	1.30	1.38
2	X	1065	A	N9-C4	-9.16	1.32	1.37
2	X	2740	A	N9-C4	-8.95	1.32	1.37
2	X	1295	C	N3-C4	-8.57	1.27	1.33
2	X	721	A	N9-C4	-8.40	1.32	1.37
2	X	1395	G	N9-C4	7.83	1.44	1.38
2	X	1289	A	C5-C4	7.67	1.44	1.38
2	X	2648	G	N1-C2	-7.57	1.31	1.37
3	Y	68	A	N9-C4	-7.52	1.33	1.37
2	X	1310	A	N9-C4	-7.48	1.33	1.37
2	X	2845	G	C2-N3	-7.47	1.26	1.32
2	X	1065	A	N7-C5	-7.40	1.34	1.39
2	X	574	A	N9-C4	-7.19	1.33	1.37
2	X	2738	A	N9-C4	-6.98	1.33	1.37
2	X	2087	A	N9-C4	-6.97	1.33	1.37
2	X	515	G	C5-C4	6.95	1.43	1.38
3	Y	58	G	N9-C4	-6.94	1.32	1.38
2	X	865	A	N9-C4	-6.92	1.33	1.37
2	X	2740	A	N7-C5	-6.84	1.35	1.39
2	X	621	A	C5-C4	-6.77	1.34	1.38
3	Y	93	C	N1-C2	6.75	1.47	1.40
2	X	2707	C	N1-C6	-6.72	1.33	1.37
2	X	660	A	O3'-P	6.70	1.69	1.61
2	X	2037	G	C5-C4	-6.68	1.33	1.38
2	X	1719	C	N1-C6	-6.67	1.33	1.37

Continued on next page...

Continued from previous page...

Mol	Chain	Res	Type	Atoms	Z	Observed(Å)	Ideal(Å)
2	X	373	A	C5-C4	6.63	1.43	1.38
2	X	2604	A	N3-C4	-6.62	1.30	1.34
2	X	720	A	N3-C4	-6.59	1.30	1.34
2	X	1302	G	C2-N3	-6.57	1.27	1.32
2	X	24	G	N7-C5	-6.48	1.35	1.39
2	X	2050	A	C6-N1	-6.45	1.31	1.35
2	X	2355	A	N9-C4	-6.44	1.33	1.37
2	X	1285	A	N9-C4	-6.42	1.33	1.37
19	R	68	VAL	CA-CB	6.37	1.68	1.54
2	X	1289	A	N3-C4	-6.32	1.31	1.34
2	X	2661	A	C5-C4	-6.29	1.34	1.38
2	X	721	A	N7-C5	-6.29	1.35	1.39
2	X	2845	G	C5-C6	-6.28	1.36	1.42
2	X	2648	G	C6-N1	-6.25	1.35	1.39
2	X	2661	A	C6-N1	-6.15	1.31	1.35
2	X	515	G	N9-C8	6.15	1.42	1.37
2	X	1040	A	N9-C4	-6.11	1.34	1.37
3	Y	92	G	N1-C2	6.10	1.42	1.37
2	X	721	A	N3-C4	-6.09	1.31	1.34
2	X	1395	G	N7-C5	6.09	1.43	1.39
2	X	2595	C	N1-C6	-6.08	1.33	1.37
2	X	1312	A	N9-C4	-6.06	1.34	1.37
2	X	721	A	C5-C6	-6.06	1.35	1.41
2	X	2066	G	N7-C5	-6.04	1.35	1.39
2	X	681	G	N7-C5	-6.03	1.35	1.39
2	X	955	A	N7-C5	-5.98	1.35	1.39
2	X	1051	C	N1-C6	-5.94	1.33	1.37
2	X	550	A	P-O5'	5.91	1.65	1.59
2	X	1046	G	N1-C2	5.90	1.42	1.37
2	X	2911	A	N9-C4	-5.81	1.34	1.37
2	X	603	C	N3-C4	-5.80	1.29	1.33
2	X	518	A	N9-C4	-5.79	1.34	1.37
2	X	1195	A	N9-C4	-5.75	1.34	1.37
2	X	659	A	N9-C4	5.71	1.41	1.37
2	X	663	U	C2-N3	-5.70	1.33	1.37
2	X	1395	G	N3-C4	5.66	1.39	1.35
2	X	2846	A	N9-C4	-5.66	1.34	1.37
2	X	1171	A	N3-C4	-5.65	1.31	1.34
2	X	617	A	N9-C4	-5.61	1.34	1.37
3	Y	86	C	N3-C4	-5.61	1.30	1.33
2	X	660	A	C3'-O3'	5.60	1.50	1.42
3	Y	99	U	N1-C2	5.59	1.43	1.38

Continued on next page...

Continued from previous page...

Mol	Chain	Res	Type	Atoms	Z	Observed(Å)	Ideal(Å)
3	Y	88	U	N1-C2	5.58	1.43	1.38
2	X	2744	G	N1-C2	-5.57	1.33	1.37
2	X	890	G	N9-C4	-5.56	1.33	1.38
2	X	2599	A	N9-C4	-5.56	1.34	1.37
2	X	1065	A	N3-C4	-5.54	1.31	1.34
2	X	2749	G	C5-C4	-5.53	1.34	1.38
2	X	2845	G	N9-C8	5.51	1.41	1.37
2	X	666	A	N9-C4	-5.50	1.34	1.37
2	X	1786	A	N9-C4	5.47	1.41	1.37
2	X	1180	G	C6-N1	5.46	1.43	1.39
2	X	2893	A	N3-C4	-5.45	1.31	1.34
2	X	1782	A	N9-C4	-5.45	1.34	1.37
2	X	994	A	N3-C4	-5.44	1.31	1.34
2	X	2716	U	C2-N3	-5.43	1.33	1.37
2	X	2708	C	N1-C6	-5.43	1.33	1.37
2	X	833	A	N9-C4	-5.42	1.34	1.37
2	X	2536	G	N1-C2	-5.42	1.33	1.37
2	X	503	A	C5-C6	-5.41	1.36	1.41
3	Y	92	G	N9-C4	-5.38	1.33	1.38
3	Y	7	G	N9-C4	5.37	1.42	1.38
2	X	1186	A	C5-C6	-5.36	1.36	1.41
2	X	2047	A	C6-N1	-5.36	1.31	1.35
2	X	1065	A	C5-C6	-5.34	1.36	1.41
2	X	1027	A	C5-C4	-5.33	1.35	1.38
2	X	1174	U	C2-N3	-5.32	1.34	1.37
2	X	2604	A	N9-C4	-5.31	1.34	1.37
2	X	519	G	N7-C5	-5.31	1.36	1.39
2	X	1180	G	N9-C8	5.24	1.41	1.37
2	X	515	G	N1-C2	5.24	1.42	1.37
2	X	616	G	C5-C4	-5.21	1.34	1.38
2	X	2546	U	C2-N3	-5.20	1.34	1.37
2	X	1574	G	C5-C4	5.18	1.42	1.38
2	X	503	A	N7-C5	-5.18	1.36	1.39
16	O	6	GLU	CG-CD	5.18	1.59	1.51
2	X	994	A	C6-N1	-5.17	1.31	1.35
2	X	962	A	N9-C4	-5.17	1.34	1.37
2	X	1291	A	C6-N1	-5.17	1.31	1.35
3	Y	98	G	N3-C4	-5.14	1.31	1.35
2	X	1200	A	N7-C5	-5.13	1.36	1.39
2	X	1567	A	N9-C4	5.13	1.41	1.37
2	X	845	A	N9-C4	-5.11	1.34	1.37
2	X	2848	G	N3-C4	-5.09	1.31	1.35

Continued on next page...

Continued from previous page...

Mol	Chain	Res	Type	Atoms	Z	Observed(Å)	Ideal(Å)
2	X	1379	A	N9-C4	-5.07	1.34	1.37
2	X	1701	U	N1-C6	-5.07	1.33	1.38
2	X	955	A	N3-C4	5.06	1.37	1.34
2	X	2522	G	N3-C4	-5.06	1.31	1.35
2	X	2080	G	C6-N1	-5.06	1.36	1.39
2	X	2894	C	N1-C6	-5.04	1.34	1.37
2	X	116	G	N9-C4	5.01	1.42	1.38
2	X	363	A	N7-C5	-5.01	1.36	1.39
2	X	1050	C	N3-C4	-5.00	1.30	1.33

All (1649) bond angle outliers are listed below:

Mol	Chain	Res	Type	Atoms	Z	Observed(°)	Ideal(°)
3	Y	93	C	N3-C2-O2	-20.18	107.77	121.90
2	X	2845	G	N3-C4-C5	18.48	137.84	128.60
3	Y	93	C	N1-C2-O2	16.73	128.94	118.90
2	X	1395	G	N1-C6-O6	-16.42	110.05	119.90
2	X	1289	A	C2-N3-C4	-16.32	102.44	110.60
2	X	2845	G	N3-C4-N9	-16.31	116.22	126.00
2	X	2529	G	N1-C6-O6	15.72	129.33	119.90
2	X	627	C	O5'-P-OP2	-15.70	91.57	105.70
3	Y	86	C	C6-N1-C2	-15.44	114.12	120.30
2	X	721	A	C2-N3-C4	-14.88	103.16	110.60
2	X	1065	A	C2-N3-C4	-14.64	103.28	110.60
2	X	1186	A	C2-N3-C4	-14.13	103.54	110.60
2	X	2845	G	C2-N3-C4	-13.53	105.14	111.90
2	X	1289	A	C5-N7-C8	-13.36	97.22	103.90
3	Y	88	U	N3-C2-O2	-13.30	112.89	122.20
3	Y	99	U	N3-C2-O2	-13.27	112.91	122.20
2	X	1361	G	N1-C6-O6	13.25	127.85	119.90
2	X	1368	C	C6-N1-C2	13.21	125.58	120.30
2	X	2740	A	N1-C6-N6	13.12	126.47	118.60
2	X	721	A	N1-C6-N6	13.07	126.44	118.60
2	X	515	G	C5-N7-C8	-13.06	97.77	104.30
2	X	2529	G	C6-C5-N7	-12.97	122.62	130.40
2	X	2089	A	N1-C6-N6	12.95	126.37	118.60
2	X	1361	G	C5-C6-O6	-12.81	120.92	128.60
2	X	515	G	N7-C8-N9	12.78	119.49	113.10
3	Y	86	C	N3-C2-O2	-12.43	113.20	121.90
2	X	1574	G	C8-N9-C4	-12.29	101.48	106.40
2	X	2716	U	N3-C4-O4	-12.24	110.83	119.40
2	X	2078	A	C2-N3-C4	-12.21	104.49	110.60

Continued on next page...

Continued from previous page...

Mol	Chain	Res	Type	Atoms	Z	Observed(°)	Ideal(°)
2	X	1289	A	C5-C6-N1	-12.16	111.62	117.70
2	X	2845	G	C5-N7-C8	-12.09	98.26	104.30
2	X	1165	C	C6-N1-C2	-12.02	115.49	120.30
2	X	373	A	C2-N3-C4	-12.00	104.60	110.60
2	X	2035	C	C6-N1-C2	11.85	125.04	120.30
2	X	373	A	N1-C2-N3	11.71	135.16	129.30
3	Y	88	U	N1-C2-O2	11.69	130.98	122.80
2	X	2529	G	C4-C5-N7	11.67	115.47	110.80
2	X	2391	C	C6-N1-C2	11.60	124.94	120.30
2	X	1180	G	C5-C6-O6	-11.41	121.75	128.60
2	X	587	C	C6-N1-C2	11.39	124.86	120.30
2	X	716	C	C6-N1-C2	-11.34	115.77	120.30
2	X	1289	A	N1-C6-N6	11.28	125.37	118.60
2	X	2532	G	C5-C6-O6	11.27	135.36	128.60
2	X	2845	G	N3-C2-N2	-11.17	112.08	119.90
2	X	721	A	C5-C6-N1	-11.07	112.17	117.70
2	X	515	G	C4-C5-N7	10.96	115.18	110.80
2	X	1395	G	C5-C6-N1	10.93	116.96	111.50
2	X	2081	A	N1-C2-N3	10.93	134.76	129.30
2	X	1065	A	C5-N7-C8	-10.75	98.53	103.90
2	X	2845	G	C4-C5-N7	10.74	115.09	110.80
2	X	721	A	C5-N7-C8	-10.73	98.53	103.90
2	X	2481	G	C8-N9-C4	-10.73	102.11	106.40
2	X	955	A	N1-C6-N6	10.72	125.03	118.60
2	X	657	U	N1-C2-O2	10.72	130.30	122.80
2	X	2085	A	N1-C6-N6	10.72	125.03	118.60
2	X	2595	C	C6-N1-C2	10.69	124.58	120.30
2	X	515	G	C8-N9-C4	-10.67	102.13	106.40
2	X	2529	G	C5-C6-O6	-10.61	122.23	128.60
2	X	1065	A	C5-C6-N1	-10.57	112.42	117.70
2	X	211	C	C6-N1-C2	10.54	124.52	120.30
2	X	2086	A	N1-C6-N6	10.53	124.92	118.60
2	X	2740	A	C6-C5-N7	-10.53	124.93	132.30
2	X	1496	G	N9-C4-C5	10.52	109.61	105.40
2	X	2532	G	N1-C6-O6	-10.52	113.59	119.90
2	X	1065	A	N1-C6-N6	10.44	124.86	118.60
2	X	1229	G	N9-C4-C5	-10.41	101.24	105.40
2	X	1395	G	N3-C4-C5	-10.37	123.41	128.60
3	Y	99	U	N1-C2-O2	10.35	130.04	122.80
2	X	1289	A	N7-C8-N9	10.32	118.96	113.80
2	X	2083	G	N3-C2-N2	-10.27	112.71	119.90
3	Y	82	C	N3-C2-O2	-10.26	114.72	121.90

Continued on next page...

Continued from previous page...

Mol	Chain	Res	Type	Atoms	Z	Observed(°)	Ideal(°)
2	X	2078	A	N1-C2-N3	10.24	134.42	129.30
2	X	1065	A	N7-C8-N9	10.21	118.90	113.80
2	X	2738	A	C2-N3-C4	-10.20	105.50	110.60
2	X	1186	A	N3-C4-C5	10.19	133.93	126.80
3	Y	58	G	N3-C4-C5	10.12	133.66	128.60
2	X	660	A	P-O3'-C3'	10.10	131.82	119.70
2	X	721	A	C6-C5-N7	-10.06	125.26	132.30
2	X	1180	G	C4-C5-N7	10.05	114.82	110.80
2	X	1496	G	C4-C5-N7	-10.05	106.78	110.80
2	X	1360	G	N1-C6-O6	10.03	125.92	119.90
2	X	1746	G	N1-C6-O6	9.93	125.86	119.90
2	X	2716	U	C5-C4-O4	9.93	131.86	125.90
2	X	2050	A	N1-C6-N6	-9.86	112.68	118.60
2	X	2844	U	N1-C2-N3	9.84	120.81	114.90
2	X	2845	G	N1-C6-O6	9.83	125.80	119.90
2	X	1360	G	C2-N3-C4	-9.83	106.99	111.90
2	X	2419	A	N1-C6-N6	9.80	124.48	118.60
2	X	2844	U	N3-C2-O2	-9.74	115.38	122.20
2	X	1011	U	N3-C4-O4	9.73	126.21	119.40
2	X	2079	G	C4-C5-N7	9.71	114.69	110.80
2	X	1229	G	N1-C6-O6	9.69	125.71	119.90
3	Y	7	G	N3-C4-C5	-9.67	123.76	128.60
2	X	1289	A	C6-C5-N7	-9.66	125.54	132.30
3	Y	93	C	C6-N1-C2	-9.62	116.45	120.30
2	X	1574	G	N7-C8-N9	9.61	117.90	113.10
2	X	2599	A	C8-N9-C4	9.60	109.64	105.80
2	X	323	C	C6-N1-C2	-9.58	116.47	120.30
2	X	617	A	C8-N9-C4	9.58	109.63	105.80
2	X	902	A	N1-C6-N6	-9.57	112.86	118.60
3	Y	98	G	N3-C4-N9	-9.56	120.26	126.00
2	X	2079	G	C6-C5-N7	-9.55	124.67	130.40
2	X	2881	C	C6-N1-C2	-9.54	116.48	120.30
2	X	696	G	N1-C6-O6	-9.48	114.21	119.90
2	X	2583	C	N1-C2-O2	9.43	124.56	118.90
2	X	2061	U	N3-C4-O4	9.34	125.94	119.40
27	3	44	LEU	CA-CB-CG	9.33	136.76	115.30
2	X	1230	G	N1-C6-O6	9.33	125.50	119.90
2	X	35	G	C8-N9-C4	9.31	110.12	106.40
2	X	2740	A	C5-N7-C8	-9.31	99.25	103.90
2	X	862	C	C6-N1-C2	9.30	124.02	120.30
2	X	2603	G	C2-N3-C4	-9.28	107.26	111.90
2	X	1175	G	O5'-P-OP2	-9.28	97.35	105.70

Continued on next page...

Continued from previous page...

Mol	Chain	Res	Type	Atoms	Z	Observed(°)	Ideal(°)
2	X	1663	G	N1-C6-O6	9.21	125.42	119.90
2	X	503	A	C5-N7-C8	-9.20	99.30	103.90
2	X	1229	G	C5-C6-O6	-9.19	123.09	128.60
2	X	2474	G	C6-C5-N7	-9.17	124.90	130.40
2	X	1593	G	N3-C4-C5	-9.12	124.04	128.60
2	X	2391	C	N3-C4-C5	9.12	125.55	121.90
2	X	2740	A	C2-N3-C4	-9.12	106.04	110.60
2	X	515	G	N1-C6-O6	9.08	125.35	119.90
2	X	854	G	C8-N9-C4	-9.08	102.77	106.40
2	X	2523	C	C6-N1-C2	9.06	123.92	120.30
2	X	511	G	C5-C6-O6	9.04	134.03	128.60
2	X	1186	A	C5-N7-C8	-9.04	99.38	103.90
2	X	1200	A	C8-N9-C4	-9.04	102.19	105.80
2	X	566	U	O5'-P-OP2	-9.03	97.57	105.70
2	X	1361	G	C6-C5-N7	-9.00	125.00	130.40
2	X	2845	G	C8-N9-C1'	8.99	138.68	127.00
2	X	1065	A	C6-C5-N7	-8.98	126.02	132.30
2	X	511	G	N1-C6-O6	-8.96	114.53	119.90
2	X	1357	G	C5-C6-O6	8.94	133.96	128.60
2	X	1663	G	C5-C6-O6	-8.93	123.24	128.60
2	X	2474	G	N1-C6-O6	8.92	125.25	119.90
2	X	2079	G	C5-C6-O6	-8.89	123.26	128.60
2	X	666	A	N1-C6-N6	8.88	123.93	118.60
2	X	503	A	N7-C8-N9	8.87	118.23	113.80
2	X	2740	A	C5-C6-N1	-8.86	113.27	117.70
3	Y	68	A	C2-N3-C4	-8.85	106.17	110.60
2	X	373	A	C5-C6-N1	-8.84	113.28	117.70
2	X	2278	G	C6-C5-N7	-8.84	125.10	130.40
2	X	2064	A	C8-N9-C4	-8.84	102.27	105.80
2	X	2063	C	O5'-P-OP1	-8.81	97.77	105.70
2	X	1806	U	C5-C6-N1	-8.78	118.31	122.70
2	X	2042	A	O5'-P-OP1	-8.78	97.80	105.70
2	X	696	G	C2-N3-C4	8.73	116.27	111.90
2	X	2298	G	N3-C2-N2	8.73	126.01	119.90
2	X	2603	G	N3-C4-C5	8.73	132.96	128.60
2	X	527	G	N1-C6-O6	8.71	125.12	119.90
2	X	2085	A	C5-C6-N6	-8.69	116.75	123.70
2	X	555	C	O5'-P-OP2	-8.64	97.92	105.70
2	X	2642	U	C5-C4-O4	-8.64	120.71	125.90
2	X	2843	A	O5'-P-OP2	-8.64	97.93	105.70
3	Y	86	C	C2-N1-C1'	8.63	128.29	118.80
2	X	781	C	C6-N1-C2	8.62	123.75	120.30

Continued on next page...

Continued from previous page...

Mol	Chain	Res	Type	Atoms	Z	Observed(°)	Ideal(°)
2	X	1289	A	N1-C2-N3	8.61	133.61	129.30
2	X	2089	A	C5-N7-C8	-8.60	99.60	103.90
2	X	1395	G	C2-N3-C4	8.58	116.19	111.90
2	X	660	A	OP1-P-OP2	-8.56	106.75	119.60
2	X	1230	G	C5-C6-O6	-8.56	123.46	128.60
2	X	515	G	C6-C5-N7	-8.55	125.27	130.40
2	X	2071	C	C5-C4-N4	-8.50	114.25	120.20
2	X	2720	A	N1-C6-N6	-8.50	113.50	118.60
2	X	666	A	C5-N7-C8	-8.49	99.65	103.90
2	X	2669	G	C2-N3-C4	-8.49	107.65	111.90
2	X	850	G	N3-C4-C5	-8.49	124.36	128.60
2	X	2648	G	C5-C6-N1	8.48	115.74	111.50
2	X	1491	C	C6-N1-C2	-8.46	116.91	120.30
2	X	743	C	C6-N1-C2	8.46	123.69	120.30
2	X	2047	A	N1-C6-N6	-8.46	113.53	118.60
2	X	2724	G	C2-N3-C4	-8.43	107.68	111.90
2	X	503	A	C2-N3-C4	-8.43	106.39	110.60
2	X	721	A	C4-C5-N7	8.41	114.90	110.70
2	X	1065	A	C8-N9-C4	-8.40	102.44	105.80
2	X	389	A	C8-N9-C4	-8.40	102.44	105.80
2	X	1017	A	C8-N9-C4	-8.35	102.46	105.80
2	X	955	A	N9-C4-C5	-8.33	102.47	105.80
2	X	617	A	O5'-P-OP1	-8.32	98.21	105.70
2	X	503	A	C8-N9-C4	-8.30	102.48	105.80
2	X	1180	G	C5-N7-C8	-8.29	100.16	104.30
2	X	1289	A	C4-C5-N7	8.27	114.83	110.70
2	X	2081	A	C2-N3-C4	-8.26	106.47	110.60
2	X	2632	U	C6-N1-C2	-8.24	116.06	121.00
2	X	2583	C	N3-C2-O2	-8.23	116.14	121.90
2	X	1180	G	O4'-C1'-N9	8.22	114.78	108.20
3	Y	82	C	C6-N1-C2	-8.21	117.02	120.30
2	X	910	C	C6-N1-C2	8.21	123.58	120.30
2	X	268	A	O4'-C1'-N9	8.20	114.76	108.20
2	X	2089	A	C6-C5-N7	-8.19	126.57	132.30
2	X	721	A	N7-C8-N9	8.19	117.89	113.80
2	X	1246	C	O5'-P-OP2	-8.17	98.35	105.70
2	X	353	A	O4'-C1'-N9	8.16	114.73	108.20
2	X	565	G	C8-N9-C4	8.15	109.66	106.40
2	X	1055	A	N1-C6-N6	8.15	123.49	118.60
2	X	1360	G	C6-C5-N7	-8.14	125.52	130.40
2	X	2089	A	C4-C5-N7	8.14	114.77	110.70
2	X	1306	A	C2-N3-C4	-8.12	106.54	110.60

Continued on next page...

Continued from previous page...

Mol	Chain	Res	Type	Atoms	Z	Observed(°)	Ideal(°)
2	X	2529	G	N9-C4-C5	-8.12	102.15	105.40
2	X	2546	U	N3-C4-O4	-8.12	113.72	119.40
2	X	1370	C	N3-C4-C5	8.11	125.14	121.90
2	X	580	C	N1-C2-O2	-8.11	114.03	118.90
2	X	2639	C	N3-C4-C5	8.11	125.14	121.90
2	X	687	G	C5-C6-N1	-8.10	107.45	111.50
2	X	1360	G	N9-C4-C5	-8.10	102.16	105.40
2	X	1056	U	O4'-C1'-N1	8.08	114.67	108.20
2	X	1395	G	N3-C4-N9	8.08	130.85	126.00
2	X	2051	C	N1-C2-O2	8.06	123.74	118.90
2	X	1378	U	C2-N1-C1'	8.06	127.37	117.70
2	X	1229	G	C4-C5-N7	8.05	114.02	110.80
2	X	1029	C	O5'-P-OP2	-8.04	98.47	105.70
2	X	613	G	O5'-P-OP1	-8.01	98.49	105.70
2	X	1031	C	C6-N1-C2	8.01	123.50	120.30
2	X	1361	G	C4-C5-N7	8.01	114.00	110.80
2	X	2298	G	N3-C4-N9	8.01	130.80	126.00
2	X	1362	C	C2-N1-C1'	-8.00	110.01	118.80
2	X	1292	A	O5'-P-OP1	-7.98	98.52	105.70
2	X	2646	U	N3-C2-O2	-7.92	116.66	122.20
2	X	2816	C	C6-N1-C2	7.90	123.46	120.30
2	X	2086	A	N9-C4-C5	-7.89	102.64	105.80
2	X	1229	G	C8-N9-C4	7.88	109.55	106.40
2	X	2740	A	C4-C5-N7	7.88	114.64	110.70
2	X	2532	G	N9-C4-C5	7.88	108.55	105.40
3	Y	58	G	N3-C4-N9	-7.87	121.28	126.00
2	X	565	G	N9-C4-C5	-7.87	102.25	105.40
2	X	2538	U	C6-N1-C2	-7.87	116.28	121.00
2	X	1046	G	N3-C2-N2	-7.86	114.40	119.90
2	X	2637	C	N1-C2-O2	7.86	123.62	118.90
2	X	2484	U	C6-N1-C2	7.86	125.72	121.00
3	Y	86	C	N1-C2-O2	7.86	123.62	118.90
2	X	1659	C	N3-C4-N4	7.86	123.50	118.00
2	X	2529	G	C5-N7-C8	-7.85	100.37	104.30
2	X	706	U	N3-C2-O2	-7.84	116.71	122.20
2	X	580	C	N3-C4-N4	7.84	123.48	118.00
2	X	2667	G	N1-C6-O6	7.84	124.60	119.90
3	Y	106	U	N3-C2-O2	-7.84	116.71	122.20
2	X	12	U	N3-C2-O2	-7.83	116.72	122.20
2	X	567	G	N1-C6-O6	7.83	124.59	119.90
2	X	2608	G	N1-C6-O6	-7.82	115.21	119.90
2	X	515	G	C2-N3-C4	-7.82	107.99	111.90

Continued on next page...

Continued from previous page...

Mol	Chain	Res	Type	Atoms	Z	Observed(°)	Ideal(°)
3	Y	88	U	C2-N1-C1'	7.82	127.08	117.70
3	Y	15	C	C5-C4-N4	-7.81	114.73	120.20
2	X	2601	G	C8-N9-C4	-7.81	103.28	106.40
2	X	1065	A	N1-C2-N3	7.80	133.20	129.30
3	Y	79	C	C5-C4-N4	-7.80	114.74	120.20
2	X	245	G	C8-N9-C4	7.79	109.52	106.40
3	Y	87	G	N3-C4-C5	7.79	132.50	128.60
2	X	1186	A	N1-C6-N6	7.79	123.27	118.60
2	X	363	A	N1-C6-N6	7.79	123.27	118.60
3	Y	95	A	C8-N9-C4	7.79	108.92	105.80
2	X	1232	G	C8-N9-C4	7.78	109.51	106.40
2	X	2910	G	C5-C6-O6	7.78	133.26	128.60
2	X	2062	G	N3-C4-N9	7.76	130.65	126.00
2	X	2546	U	C5-C6-N1	-7.76	118.82	122.70
2	X	1593	G	N3-C4-N9	7.74	130.65	126.00
2	X	1180	G	C5-C6-N1	7.74	115.37	111.50
2	X	615	A	N1-C6-N6	-7.74	113.96	118.60
2	X	1727	C	C6-N1-C2	7.73	123.39	120.30
2	X	341	G	C4-C5-N7	7.73	113.89	110.80
3	Y	79	C	N3-C4-N4	7.72	123.40	118.00
2	X	1519	U	C6-N1-C2	-7.71	116.37	121.00
2	X	373	A	C4-C5-C6	7.69	120.84	117.00
2	X	2845	G	C4-N9-C1'	-7.68	116.52	126.50
3	Y	7	G	N3-C4-N9	7.67	130.60	126.00
2	X	32	C	C6-N1-C2	7.66	123.36	120.30
2	X	519	G	N1-C6-O6	7.66	124.50	119.90
2	X	2842	G	O5'-P-OP2	-7.66	98.81	105.70
2	X	2278	G	C4-N9-C1'	7.65	136.45	126.50
2	X	828	A	C8-N9-C4	-7.65	102.74	105.80
2	X	2079	G	N3-C4-N9	7.65	130.59	126.00
2	X	706	U	N1-C2-O2	7.64	128.15	122.80
2	X	1702	C	C6-N1-C2	7.63	123.35	120.30
2	X	374	U	N3-C2-O2	-7.62	116.86	122.20
2	X	617	A	C2-N3-C4	-7.62	106.79	110.60
2	X	728	U	N3-C4-C5	-7.62	110.03	114.60
2	X	659	A	C2-N3-C4	7.62	114.41	110.60
2	X	13	A	C8-N9-C4	7.60	108.84	105.80
2	X	2478	A	N1-C6-N6	7.59	123.15	118.60
2	X	2755	U	O5'-P-OP2	-7.58	98.88	105.70
2	X	2839	A	C5-C6-N1	7.58	121.49	117.70
2	X	1561	G	C8-N9-C4	-7.58	103.37	106.40
2	X	2079	G	C5-N7-C8	-7.58	100.51	104.30

Continued on next page...

Continued from previous page...

Mol	Chain	Res	Type	Atoms	Z	Observed(°)	Ideal(°)
2	X	1052	A	N1-C6-N6	7.58	123.14	118.60
2	X	1593	G	C4-N9-C1'	7.58	136.35	126.50
2	X	2708	C	C6-N1-C2	7.58	123.33	120.30
2	X	1512	U	N3-C2-O2	-7.54	116.92	122.20
2	X	2027	G	C8-N9-C4	7.54	109.42	106.40
2	X	627	C	OP1-P-OP2	7.54	130.91	119.60
3	Y	58	G	N1-C6-O6	7.54	124.42	119.90
2	X	1372	C	C6-N1-C2	7.53	123.31	120.30
3	Y	93	C	C2-N1-C1'	7.53	127.08	118.80
2	X	608	C	C6-N1-C2	-7.53	117.29	120.30
2	X	1418	G	C8-N9-C4	-7.53	103.39	106.40
2	X	2583	C	C2-N1-C1'	7.52	127.07	118.80
2	X	2392	G	N1-C6-O6	7.51	124.41	119.90
2	X	2589	U	N3-C2-O2	-7.51	116.95	122.20
2	X	1352	C	O5'-P-OP1	-7.50	98.95	105.70
3	Y	92	G	N3-C4-C5	7.50	132.35	128.60
2	X	2642	U	N3-C4-O4	7.50	124.65	119.40
2	X	2709	U	N3-C2-O2	-7.49	116.96	122.20
2	X	598	G	N9-C4-C5	-7.48	102.41	105.40
2	X	1499	U	N3-C2-O2	-7.48	116.96	122.20
2	X	2474	G	C2-N3-C4	-7.47	108.17	111.90
2	X	1186	A	C4-C5-N7	7.46	114.43	110.70
2	X	1307	G	N1-C6-O6	7.45	124.37	119.90
2	X	2084	G	N1-C2-N2	-7.45	109.49	116.20
2	X	853	G	O5'-P-OP2	-7.45	98.99	105.70
2	X	355	G	C4-N9-C1'	7.44	136.17	126.50
2	X	1337	A	N1-C6-N6	7.43	123.06	118.60
2	X	2419	A	C2-N3-C4	-7.43	106.88	110.60
2	X	2530	A	N1-C2-N3	-7.43	125.58	129.30
2	X	2529	G	C2-N3-C4	-7.42	108.19	111.90
2	X	2669	G	N1-C2-N3	7.42	128.35	123.90
2	X	2720	A	C5-C6-N1	7.42	121.41	117.70
2	X	2648	G	N1-C6-O6	-7.41	115.46	119.90
2	X	854	G	N9-C4-C5	7.40	108.36	105.40
2	X	24	G	N1-C6-O6	7.40	124.34	119.90
2	X	666	A	C4-C5-N7	7.39	114.40	110.70
2	X	251	G	N1-C6-O6	7.39	124.33	119.90
2	X	1289	A	N3-C4-C5	7.39	131.97	126.80
2	X	1357	G	N9-C4-C5	7.38	108.35	105.40
2	X	2298	G	N9-C4-C5	-7.38	102.45	105.40
2	X	1050	C	N3-C4-C5	7.38	124.85	121.90
2	X	728	U	N3-C4-O4	7.37	124.56	119.40

Continued on next page...

Continued from previous page...

Mol	Chain	Res	Type	Atoms	Z	Observed(°)	Ideal(°)
2	X	865	A	C5-C6-N6	7.37	129.60	123.70
2	X	1180	G	N7-C8-N9	7.37	116.79	113.10
2	X	696	G	C5-C6-N1	7.37	115.18	111.50
2	X	503	A	C4-C5-N7	7.36	114.38	110.70
2	X	263	G	C8-N9-C4	-7.36	103.46	106.40
2	X	575	G	C2-N3-C4	7.36	115.58	111.90
2	X	795	A	OP1-P-OP2	-7.36	108.57	119.60
2	X	1496	G	N3-C4-N9	-7.36	121.59	126.00
2	X	1663	G	C6-C5-N7	-7.36	125.99	130.40
2	X	2047	A	O5'-P-OP1	-7.35	99.08	105.70
2	X	2484	U	C5-C6-N1	-7.35	119.02	122.70
2	X	1200	A	N7-C8-N9	7.34	117.47	113.80
2	X	1827	C	C6-N1-C2	7.34	123.24	120.30
2	X	2298	G	C6-C5-N7	-7.34	126.00	130.40
2	X	1320	G	N3-C4-C5	-7.32	124.94	128.60
2	X	2809	G	N1-C6-O6	-7.32	115.51	119.90
2	X	604	G	N1-C6-O6	7.30	124.28	119.90
2	X	2278	G	C8-N9-C1'	-7.30	117.51	127.00
2	X	511	G	C4-C5-N7	-7.30	107.88	110.80
2	X	2050	A	N1-C2-N3	7.29	132.94	129.30
2	X	2540	A	C8-N9-C4	-7.29	102.88	105.80
2	X	1395	G	C5-C6-O6	7.28	132.97	128.60
2	X	1307	G	C2-N3-C4	-7.28	108.26	111.90
2	X	2392	G	C5-C6-O6	-7.28	124.23	128.60
2	X	2419	A	C5-N7-C8	-7.27	100.26	103.90
2	X	2278	G	N1-C6-O6	7.27	124.26	119.90
2	X	657	U	C2-N1-C1'	7.26	126.42	117.70
2	X	2528	C	C2-N1-C1'	-7.26	110.82	118.80
2	X	2762	G	N1-C6-O6	7.26	124.25	119.90
2	X	1180	G	C2-N3-C4	7.25	115.53	111.90
2	X	1496	G	C5-C6-O6	7.25	132.95	128.60
2	X	590	U	N3-C2-O2	-7.24	117.13	122.20
2	X	350	G	O4'-C1'-N9	7.24	113.99	108.20
2	X	987	U	N1-C2-N3	7.24	119.24	114.90
2	X	2086	A	C5-C6-N6	-7.24	117.91	123.70
2	X	2749	G	C2-N3-C4	7.23	115.52	111.90
2	X	1019	A	O5'-P-OP2	-7.22	99.20	105.70
2	X	20	C	C5-C4-N4	-7.22	115.14	120.20
2	X	2667	G	C6-C5-N7	-7.21	126.07	130.40
2	X	1568	U	P-O3'-C3'	7.21	128.35	119.70
2	X	633	A	C8-N9-C4	-7.20	102.92	105.80
2	X	1395	G	N3-C2-N2	7.20	124.94	119.90

Continued on next page...

Continued from previous page...

Mol	Chain	Res	Type	Atoms	Z	Observed(°)	Ideal(°)
2	X	199	A	N1-C6-N6	7.20	122.92	118.60
2	X	716	C	N3-C2-O2	-7.19	116.87	121.90
2	X	2904	U	N3-C2-O2	-7.19	117.17	122.20
2	X	2034	U	C5-C6-N1	-7.18	119.11	122.70
2	X	20	C	C6-N1-C2	7.18	123.17	120.30
2	X	2035	C	N3-C4-C5	7.17	124.77	121.90
2	X	1326	C	C2-N3-C4	-7.17	116.31	119.90
2	X	1512	U	N3-C4-O4	-7.17	114.38	119.40
2	X	1806	U	N3-C4-O4	-7.17	114.38	119.40
2	X	1010	G	N9-C4-C5	-7.17	102.53	105.40
2	X	503	A	N1-C6-N6	7.14	122.88	118.60
2	X	2472	G	C2-N3-C4	7.14	115.47	111.90
2	X	1046	G	N1-C2-N2	7.13	122.62	116.20
2	X	566	U	O4'-C1'-N1	7.12	113.90	108.20
2	X	2492	C	C6-N1-C2	-7.12	117.45	120.30
2	X	1357	G	N3-C4-N9	-7.12	121.73	126.00
2	X	1041	G	C8-N9-C4	7.12	109.25	106.40
2	X	1368	C	C5-C4-N4	-7.11	115.22	120.20
2	X	990	G	O5'-P-OP2	-7.11	99.30	105.70
2	X	2283	G	C5-C6-N1	7.11	115.05	111.50
2	X	17	G	N1-C6-O6	7.11	124.16	119.90
2	X	1433	U	C2-N1-C1'	7.10	126.22	117.70
2	X	1516	C	C6-N1-C2	-7.09	117.46	120.30
2	X	568	C	C6-N1-C2	7.09	123.14	120.30
2	X	2043	U	OP1-P-O3'	7.09	120.79	105.20
2	X	2906	G	C8-N9-C4	-7.08	103.57	106.40
2	X	1360	G	C4-C5-N7	7.08	113.63	110.80
2	X	2089	A	C5-C6-N6	-7.08	118.04	123.70
2	X	2418	G	O4'-C1'-N9	7.07	113.86	108.20
2	X	2540	A	N9-C4-C5	7.07	108.63	105.80
2	X	2391	C	C2-N1-C1'	-7.06	111.03	118.80
3	Y	15	C	C6-N1-C2	7.06	123.12	120.30
2	X	600	U	C6-N1-C2	-7.06	116.77	121.00
2	X	1200	A	C5-N7-C8	-7.06	100.37	103.90
2	X	2317	G	N1-C6-O6	7.06	124.14	119.90
2	X	565	G	C5-C6-O6	-7.05	124.37	128.60
2	X	2849	A	N1-C6-N6	-7.04	114.37	118.60
2	X	2055	U	N1-C2-N3	7.04	119.13	114.90
2	X	778	G	C4-C5-N7	7.04	113.61	110.80
2	X	1257	G	C8-N9-C4	-7.03	103.59	106.40
2	X	2844	U	C6-N1-C2	-7.03	116.78	121.00
2	X	1189	C	O5'-P-OP2	-7.03	99.38	105.70

Continued on next page...

Continued from previous page...

Mol	Chain	Res	Type	Atoms	Z	Observed(°)	Ideal(°)
2	X	851	C	OP1-P-O3'	7.02	120.64	105.20
2	X	1033	G	N3-C4-N9	7.01	130.21	126.00
2	X	604	G	C5-C6-N1	-7.00	108.00	111.50
2	X	1975	G	C5-C6-O6	-7.00	124.40	128.60
2	X	1040	A	C8-N9-C4	6.99	108.59	105.80
2	X	2061	U	C5-C4-O4	-6.98	121.71	125.90
2	X	983	G	C8-N9-C4	-6.97	103.61	106.40
2	X	850	G	N3-C4-N9	6.97	130.18	126.00
2	X	721	A	N3-C4-C5	6.97	131.68	126.80
2	X	323	C	N3-C2-O2	-6.96	117.03	121.90
2	X	696	G	N3-C4-C5	-6.96	125.12	128.60
2	X	657	U	C6-N1-C1'	-6.95	111.47	121.20
2	X	2062	G	O5'-P-OP2	-6.95	99.45	105.70
2	X	2046	U	N3-C4-C5	6.94	118.76	114.60
2	X	576	U	N3-C2-O2	-6.93	117.35	122.20
2	X	373	A	C6-C5-N7	-6.93	127.45	132.30
2	X	2473	G	C8-N9-C4	6.93	109.17	106.40
2	X	2419	A	C4-C5-N7	6.93	114.16	110.70
2	X	2062	G	N9-C4-C5	-6.92	102.63	105.40
2	X	1711	G	C5-C6-N1	6.92	114.96	111.50
2	X	2083	G	N1-C2-N2	6.91	122.42	116.20
2	X	2845	G	N1-C2-N2	6.91	122.42	116.20
2	X	2477	A	C8-N9-C4	-6.91	103.04	105.80
2	X	788	A	C2-N3-C4	-6.91	107.15	110.60
2	X	2653	C	O5'-P-OP1	-6.91	99.48	105.70
2	X	2541	U	C5-C6-N1	-6.90	119.25	122.70
2	X	1230	G	C6-C5-N7	-6.90	126.26	130.40
2	X	577	A	C6-N1-C2	-6.89	114.46	118.60
2	X	955	A	C5-C6-N6	-6.89	118.19	123.70
2	X	2333	U	N3-C2-O2	-6.89	117.38	122.20
3	Y	114	C	C2-N1-C1'	6.89	126.38	118.80
2	X	1758	A	C8-N9-C4	-6.88	103.05	105.80
2	X	1496	G	N1-C6-O6	-6.88	115.77	119.90
2	X	2085	A	N9-C4-C5	-6.88	103.05	105.80
2	X	2079	G	N1-C6-O6	6.88	124.03	119.90
2	X	2085	A	C4-C5-N7	6.88	114.14	110.70
2	X	2446	U	C5-C4-O4	6.88	130.03	125.90
2	X	1315	C	N3-C2-O2	-6.87	117.09	121.90
2	X	721	A	O4'-C1'-N9	6.87	113.70	108.20
2	X	1063	U	C5-C4-O4	6.87	130.02	125.90
2	X	1186	A	N3-C4-N9	-6.87	121.91	127.40
2	X	2740	A	C4-C5-C6	6.87	120.43	117.00

Continued on next page...

Continued from previous page...

Mol	Chain	Res	Type	Atoms	Z	Observed(°)	Ideal(°)
2	X	2456	G	C6-C5-N7	-6.86	126.28	130.40
2	X	2470	C	N1-C2-O2	-6.86	114.78	118.90
2	X	1320	G	N3-C4-N9	6.86	130.12	126.00
2	X	2298	G	N1-C2-N2	-6.86	110.03	116.20
2	X	1072	A	C8-N9-C4	6.86	108.54	105.80
2	X	890	G	N3-C4-C5	6.86	132.03	128.60
2	X	505	U	O5'-P-OP2	-6.86	99.53	105.70
2	X	1318	G	N3-C4-C5	-6.86	125.17	128.60
2	X	2038	U	OP1-P-O3'	6.86	120.28	105.20
2	X	2054	G	O5'-P-OP1	-6.85	99.53	105.70
2	X	1746	G	C2-N3-C4	-6.85	108.47	111.90
2	X	2288	C	C2-N1-C1'	6.84	126.33	118.80
2	X	1361	G	N9-C4-C5	-6.84	102.67	105.40
3	Y	92	G	N3-C4-N9	-6.83	121.90	126.00
2	X	36	G	N3-C4-N9	6.83	130.10	126.00
2	X	2845	G	C5-C6-O6	-6.83	124.50	128.60
2	X	35	G	C2-N3-C4	-6.83	108.49	111.90
2	X	633	A	N7-C8-N9	6.83	117.21	113.80
2	X	651	A	O5'-P-OP1	-6.83	99.56	105.70
2	X	575	G	C8-N9-C4	-6.82	103.67	106.40
2	X	721	A	N1-C2-N3	6.82	132.71	129.30
2	X	1020	G	N1-C6-O6	-6.82	115.81	119.90
2	X	2910	G	C4-C5-N7	-6.82	108.07	110.80
16	O	50	ALA	C-N-CD	6.82	142.72	128.40
2	X	955	A	N3-C4-N9	6.82	132.85	127.40
2	X	2854	A	N1-C6-N6	6.82	122.69	118.60
3	Y	7	G	C4-N9-C1'	6.82	135.36	126.50
2	X	2870	A	C8-N9-C4	-6.81	103.08	105.80
2	X	24	G	C6-C5-N7	-6.81	126.32	130.40
2	X	846	G	N3-C4-C5	-6.80	125.20	128.60
2	X	1687	G	N1-C6-O6	6.80	123.98	119.90
2	X	355	G	C6-C5-N7	-6.80	126.32	130.40
2	X	1700	C	C6-N1-C2	-6.79	117.58	120.30
2	X	2433	C	N1-C2-O2	6.79	122.97	118.90
2	X	1805	U	C6-N1-C2	6.78	125.07	121.00
3	Y	98	G	N9-C4-C5	6.78	108.11	105.40
2	X	1661	C	N1-C2-O2	-6.78	114.83	118.90
2	X	2419	A	C6-C5-N7	-6.78	127.56	132.30
2	X	2602	C	C6-N1-C2	-6.78	117.59	120.30
2	X	519	G	C6-C5-N7	-6.77	126.34	130.40
2	X	617	A	N3-C4-C5	6.77	131.54	126.80
2	X	2047	A	C5-C6-N1	6.76	121.08	117.70

Continued on next page...

Continued from previous page...

Mol	Chain	Res	Type	Atoms	Z	Observed(°)	Ideal(°)
2	X	2071	C	N3-C4-N4	6.76	122.73	118.00
2	X	2456	G	N3-C4-N9	6.75	130.05	126.00
2	X	2668	A	C6-N1-C2	-6.75	114.55	118.60
2	X	1499	U	N1-C2-N3	6.75	118.95	114.90
2	X	389	A	N7-C8-N9	6.75	117.17	113.80
2	X	341	G	C5-C6-O6	-6.74	124.56	128.60
2	X	494	U	N3-C4-O4	6.74	124.12	119.40
2	X	1065	A	C4-C5-N7	6.74	114.07	110.70
2	X	2065	G	N1-C2-N3	6.74	127.94	123.90
2	X	2048	G	C5-C6-N1	6.74	114.87	111.50
2	X	2480	A	C8-N9-C4	-6.74	103.11	105.80
2	X	1165	C	C5-C6-N1	6.72	124.36	121.00
2	X	590	U	N1-C2-N3	6.72	118.93	114.90
2	X	1263	A	N1-C6-N6	-6.71	114.57	118.60
2	X	2565	C	N3-C4-C5	6.71	124.59	121.90
2	X	696	G	O5'-P-OP2	-6.71	99.66	105.70
2	X	1262	U	C6-N1-C2	6.70	125.02	121.00
2	X	1248	U	N3-C2-O2	-6.70	117.51	122.20
2	X	2738	A	N3-C4-C5	6.69	131.48	126.80
2	X	1705	G	C8-N9-C4	6.69	109.08	106.40
3	Y	68	A	C5-C6-N1	-6.68	114.36	117.70
2	X	1662	A	C5-C6-N6	-6.68	118.36	123.70
2	X	1180	G	C8-N9-C4	-6.67	103.73	106.40
2	X	1810	A	N1-C6-N6	6.67	122.60	118.60
3	Y	95	A	N9-C4-C5	-6.67	103.13	105.80
2	X	492	G	N3-C4-N9	-6.67	122.00	126.00
2	X	666	A	C2-N3-C4	-6.66	107.27	110.60
2	X	533	C	N3-C4-C5	-6.66	119.24	121.90
2	X	1079	U	O5'-P-OP1	-6.66	99.70	105.70
3	Y	114	C	N1-C2-O2	6.66	122.90	118.90
2	X	716	C	N1-C2-N3	6.66	123.86	119.20
2	X	1362	C	N3-C4-N4	-6.66	113.34	118.00
2	X	1957	G	N3-C4-N9	6.66	129.99	126.00
2	X	2048	G	C2-N3-C4	6.66	115.23	111.90
3	Y	79	C	C2-N1-C1'	6.66	126.12	118.80
2	X	376	A	C8-N9-C4	-6.65	103.14	105.80
2	X	2716	U	C5-C6-N1	-6.65	119.37	122.70
2	X	2072	C	N1-C2-O2	-6.65	114.91	118.90
2	X	198	A	C8-N9-C4	6.65	108.46	105.80
2	X	71	A	O5'-P-OP1	-6.65	99.72	105.70
2	X	355	G	C4-C5-C6	6.64	122.79	118.80
2	X	687	G	N1-C6-O6	6.64	123.88	119.90

Continued on next page...

Continued from previous page...

Mol	Chain	Res	Type	Atoms	Z	Observed(°)	Ideal(°)
2	X	2298	G	C4-C5-N7	6.64	113.46	110.80
2	X	2682	G	O4'-C1'-N9	6.64	113.51	108.20
2	X	506	A	C2-N3-C4	-6.63	107.28	110.60
2	X	1236	G	C5-C6-N1	-6.63	108.19	111.50
2	X	102	A	N1-C6-N6	6.62	122.57	118.60
2	X	2079	G	N9-C4-C5	-6.62	102.75	105.40
2	X	12	U	C2-N1-C1'	6.62	125.64	117.70
2	X	2861	U	C6-N1-C2	6.61	124.97	121.00
2	X	1368	C	N3-C2-O2	6.61	126.53	121.90
2	X	2074	C	C6-N1-C2	-6.61	117.66	120.30
2	X	373	A	N1-C6-N6	6.60	122.56	118.60
2	X	2044	C	O5'-P-OP2	6.60	118.62	110.70
2	X	2643	C	O5'-P-OP2	6.60	118.62	110.70
2	X	656	G	C8-N9-C4	-6.60	103.76	106.40
2	X	2068	U	C6-N1-C2	-6.60	117.04	121.00
2	X	2608	G	N3-C2-N2	6.60	124.52	119.90
2	X	359	A	C8-N9-C4	-6.59	103.16	105.80
2	X	2639	C	C6-N1-C2	6.59	122.94	120.30
2	X	2667	G	C8-N9-C4	6.59	109.03	106.40
2	X	70	G	P-O3'-C3'	6.59	127.61	119.70
2	X	1370	C	C2-N3-C4	-6.58	116.61	119.90
2	X	1651	C	C6-N1-C2	6.58	122.93	120.30
2	X	781	C	N3-C4-C5	6.58	124.53	121.90
2	X	833	A	C2-N3-C4	-6.57	107.31	110.60
3	Y	82	C	N3-C4-N4	-6.57	113.40	118.00
2	X	2388	A	N1-C6-N6	6.57	122.54	118.60
2	X	717	C	C6-N1-C2	-6.56	117.67	120.30
2	X	2731	C	N1-C2-O2	6.56	122.84	118.90
2	X	12	U	N1-C2-O2	6.56	127.39	122.80
2	X	530	C	C6-N1-C2	6.56	122.92	120.30
2	X	1368	C	N3-C4-C5	6.56	124.52	121.90
2	X	1180	G	N1-C2-N3	-6.56	119.97	123.90
2	X	2283	G	C5-C6-O6	-6.54	124.67	128.60
2	X	205	U	C5-C6-N1	-6.54	119.43	122.70
2	X	355	G	C8-N9-C1'	-6.54	118.50	127.00
2	X	1431	U	C6-N1-C2	-6.54	117.08	121.00
2	X	2045	A	C6-N1-C2	-6.53	114.68	118.60
2	X	2474	G	C4-C5-C6	6.53	122.72	118.80
2	X	648	G	C4-C5-N7	-6.53	108.19	110.80
2	X	181	G	N3-C4-C5	6.52	131.86	128.60
2	X	2839	A	C2-N3-C4	6.51	113.86	110.60
2	X	96	G	N1-C6-O6	6.51	123.81	119.90

Continued on next page...

Continued from previous page...

Mol	Chain	Res	Type	Atoms	Z	Observed(°)	Ideal(°)
2	X	2900	C	N3-C2-O2	-6.50	117.35	121.90
2	X	782	C	C6-N1-C2	6.50	122.90	120.30
2	X	2710	C	O5'-P-OP2	-6.50	99.85	105.70
2	X	503	A	C6-C5-N7	-6.50	127.75	132.30
2	X	2545	A	C8-N9-C4	-6.50	103.20	105.80
2	X	1016	G	C8-N9-C4	-6.49	103.80	106.40
2	X	2541	U	C6-N1-C2	6.49	124.90	121.00
16	O	86	LYS	CD-CE-NZ	6.49	126.63	111.70
2	X	790	G	C5-C6-N1	6.49	114.75	111.50
2	X	1165	C	N1-C2-O2	-6.49	115.01	118.90
2	X	779	A	N1-C6-N6	6.49	122.49	118.60
3	Y	2	C	C6-N1-C2	6.48	122.89	120.30
2	X	902	A	N9-C4-C5	6.48	108.39	105.80
3	Y	58	G	C5-N7-C8	-6.48	101.06	104.30
2	X	853	G	N1-C6-O6	6.48	123.79	119.90
2	X	1855	G	C8-N9-C4	-6.48	103.81	106.40
2	X	129	C	C6-N1-C2	6.47	122.89	120.30
2	X	2530	A	C2-N3-C4	6.47	113.83	110.60
2	X	648	G	N1-C6-O6	-6.46	116.02	119.90
2	X	666	A	N3-C4-C5	6.46	131.32	126.80
2	X	2534	C	N1-C2-O2	6.46	122.78	118.90
2	X	955	A	C6-C5-N7	-6.46	127.78	132.30
2	X	871	U	N3-C4-O4	6.45	123.92	119.40
2	X	2035	C	C5-C6-N1	-6.45	117.77	121.00
2	X	706	U	C2-N1-C1'	6.45	125.44	117.70
2	X	1018	A	O5'-P-OP2	-6.45	99.90	105.70
2	X	565	G	C4-C5-N7	6.45	113.38	110.80
2	X	1703	U	C5-C6-N1	-6.45	119.48	122.70
2	X	2083	G	C5-C6-O6	-6.45	124.73	128.60
2	X	1310	A	C8-N9-C4	6.44	108.38	105.80
2	X	1339	U	C2-N1-C1'	-6.43	109.98	117.70
2	X	2064	A	N9-C4-C5	6.43	108.37	105.80
2	X	802	G	C5-C6-O6	-6.42	124.75	128.60
2	X	2481	G	N7-C8-N9	6.42	116.31	113.10
2	X	555	C	C6-N1-C2	-6.42	117.73	120.30
2	X	1025	A	N1-C2-N3	-6.41	126.10	129.30
2	X	2661	A	N7-C8-N9	-6.41	110.60	113.80
2	X	1315	C	C4-C5-C6	6.41	120.60	117.40
3	Y	1	U	N3-C2-O2	-6.40	117.72	122.20
2	X	2749	G	N1-C6-O6	-6.40	116.06	119.90
3	Y	92	G	C5-C6-N1	-6.40	108.30	111.50
2	X	374	U	N1-C2-O2	6.40	127.28	122.80

Continued on next page...

Continued from previous page...

Mol	Chain	Res	Type	Atoms	Z	Observed(°)	Ideal(°)
3	Y	82	C	N1-C2-O2	6.40	122.74	118.90
2	X	2474	G	N9-C4-C5	-6.39	102.84	105.40
2	X	715	A	O4'-C1'-N9	-6.39	103.09	108.20
2	X	2066	G	C6-C5-N7	-6.39	126.57	130.40
2	X	2066	G	O5'-P-OP2	-6.39	99.95	105.70
2	X	2065	G	C2-N3-C4	-6.39	108.71	111.90
2	X	2532	G	C8-N9-C4	-6.39	103.84	106.40
2	X	1308	C	C6-N1-C2	6.38	122.85	120.30
3	Y	106	U	N1-C2-O2	6.38	127.26	122.80
2	X	850	G	OP2-P-O3'	6.37	119.22	105.20
2	X	1286	G	N3-C4-N9	6.37	129.82	126.00
2	X	1342	C	C6-N1-C2	6.37	122.85	120.30
2	X	2484	U	N3-C4-O4	-6.36	114.95	119.40
2	X	1285	A	C8-N9-C4	6.36	108.34	105.80
2	X	1296	C	C2-N3-C4	-6.36	116.72	119.90
2	X	846	G	N1-C2-N2	-6.35	110.48	116.20
2	X	1658	A	C2-N3-C4	-6.35	107.42	110.60
2	X	491	C	C6-N1-C2	-6.35	117.76	120.30
2	X	1781	C	N3-C4-N4	6.35	122.45	118.00
2	X	2050	A	C5-C6-N6	6.35	128.78	123.70
3	Y	58	G	C2-N3-C4	-6.34	108.73	111.90
2	X	1814	A	C2-N3-C4	6.34	113.77	110.60
2	X	365	A	N1-C6-N6	-6.34	114.80	118.60
2	X	1277	C	N3-C4-C5	6.34	124.44	121.90
2	X	1746	G	C5-N7-C8	-6.34	101.13	104.30
2	X	503	A	C5-C6-N1	-6.34	114.53	117.70
2	X	1016	G	N7-C8-N9	6.33	116.27	113.10
2	X	1055	A	C5-C6-N6	-6.33	118.63	123.70
2	X	2530	A	C5-C6-N6	-6.33	118.64	123.70
2	X	2757	U	N3-C4-O4	6.33	123.83	119.40
2	X	557	G	C8-N9-C4	6.33	108.93	106.40
2	X	1307	G	N3-C4-C5	6.33	131.76	128.60
2	X	2647	C	C6-N1-C2	-6.33	117.77	120.30
2	X	488	G	N3-C4-C5	-6.32	125.44	128.60
2	X	211	C	N3-C4-C5	6.32	124.43	121.90
2	X	373	A	N7-C8-N9	6.32	116.96	113.80
2	X	794	A	OP2-P-O3'	6.32	119.11	105.20
2	X	2795	C	C6-N1-C2	6.32	122.83	120.30
2	X	1040	A	O5'-P-OP2	-6.32	100.02	105.70
2	X	342	A	N1-C6-N6	6.31	122.39	118.60
2	X	2670	G	N1-C6-O6	-6.31	116.11	119.90
2	X	2492	C	N3-C2-O2	-6.31	117.48	121.90

Continued on next page...

Continued from previous page...

Mol	Chain	Res	Type	Atoms	Z	Observed(°)	Ideal(°)
2	X	1401	G	C4-N9-C1'	6.31	134.70	126.50
2	X	1746	G	C6-C5-N7	-6.30	126.62	130.40
2	X	2283	G	C2-N3-C4	6.30	115.05	111.90
2	X	1063	U	N3-C2-O2	-6.30	117.79	122.20
2	X	784	A	C2-N3-C4	6.30	113.75	110.60
2	X	2838	C	C6-N1-C2	6.30	122.82	120.30
2	X	790	G	C2-N3-C4	6.29	115.05	111.90
2	X	2063	C	C5-C6-N1	6.29	124.14	121.00
2	X	2474	G	C5-C6-N1	-6.29	108.36	111.50
2	X	1855	G	C5-C6-O6	6.28	132.37	128.60
2	X	2088	G	N3-C4-N9	6.28	129.77	126.00
2	X	1661	C	C2-N3-C4	-6.28	116.76	119.90
2	X	2522	G	O5'-P-OP1	6.28	118.23	110.70
2	X	2810	A	N1-C6-N6	-6.28	114.83	118.60
2	X	2472	G	N1-C2-N3	-6.27	120.14	123.90
2	X	2762	G	N3-C2-N2	-6.27	115.51	119.90
2	X	243	U	C5-C6-N1	-6.26	119.57	122.70
2	X	1399	C	C6-N1-C2	-6.26	117.80	120.30
2	X	610	U	O5'-P-OP1	-6.26	100.07	105.70
2	X	1454	U	C5-C4-O4	-6.26	122.15	125.90
2	X	2666	A	C6-N1-C2	-6.25	114.85	118.60
2	X	2264	G	N3-C4-N9	6.25	129.75	126.00
2	X	520	G	N9-C4-C5	-6.25	102.90	105.40
2	X	834	A	C8-N9-C4	-6.25	103.30	105.80
2	X	2798	C	N1-C2-O2	-6.25	115.15	118.90
2	X	1378	U	N3-C4-O4	6.24	123.77	119.40
2	X	2084	G	C5-C6-O6	6.24	132.34	128.60
2	X	988	C	C6-N1-C2	6.24	122.80	120.30
2	X	1310	A	N3-C4-C5	6.24	131.17	126.80
2	X	2072	C	N3-C4-N4	6.23	122.36	118.00
2	X	1664	G	N1-C6-O6	6.23	123.64	119.90
2	X	263	G	N3-C4-C5	-6.23	125.49	128.60
2	X	113	U	C2-N1-C1'	6.22	125.17	117.70
2	X	1228	A	N1-C6-N6	6.22	122.33	118.60
2	X	1005	G	C5-C6-O6	6.22	132.33	128.60
2	X	1492	G	N3-C2-N2	-6.22	115.55	119.90
2	X	784	A	C8-N9-C4	6.22	108.29	105.80
2	X	362	C	C6-N1-C2	-6.21	117.81	120.30
2	X	2604	A	C5-C6-N1	-6.21	114.59	117.70
2	X	2589	U	N1-C2-O2	6.21	127.15	122.80
2	X	135	G	N1-C6-O6	6.21	123.62	119.90
2	X	976	U	C5-C6-N1	-6.21	119.60	122.70

Continued on next page...

Continued from previous page...

Mol	Chain	Res	Type	Atoms	Z	Observed(°)	Ideal(°)
3	Y	105	G	N1-C2-N2	-6.21	110.61	116.20
2	X	58	G	N1-C6-O6	-6.20	116.18	119.90
2	X	590	U	C5-C4-O4	6.20	129.62	125.90
2	X	365	A	N9-C4-C5	6.19	108.28	105.80
2	X	198	A	N1-C6-N6	6.19	122.31	118.60
2	X	198	A	N9-C4-C5	-6.19	103.32	105.80
2	X	1359	A	O5'-P-OP1	6.18	118.12	110.70
2	X	2064	A	N7-C8-N9	6.18	116.89	113.80
2	X	607	C	C2-N3-C4	-6.18	116.81	119.90
2	X	2546	U	C2-N3-C4	-6.18	123.29	127.00
2	X	2805	A	C8-N9-C4	-6.18	103.33	105.80
2	X	1362	C	C6-N1-C1'	6.18	128.21	120.80
2	X	2085	A	C6-C5-N7	-6.17	127.98	132.30
2	X	621	A	C2-N3-C4	6.17	113.69	110.60
2	X	496	G	N3-C4-C5	-6.17	125.52	128.60
2	X	611	U	N3-C4-O4	6.17	123.72	119.40
2	X	698	U	N3-C2-O2	-6.17	117.88	122.20
2	X	1278	G	N1-C6-O6	-6.16	116.20	119.90
3	Y	105	G	N9-C4-C5	-6.16	102.94	105.40
2	X	2759	G	C8-N9-C4	6.16	108.86	106.40
2	X	2421	C	C6-N1-C2	6.16	122.76	120.30
2	X	354	A	O5'-P-OP2	-6.16	100.16	105.70
2	X	527	G	C5-C6-O6	-6.16	124.91	128.60
2	X	2735	G	C8-N9-C4	-6.16	103.94	106.40
2	X	1243	G	N1-C6-O6	6.15	123.59	119.90
2	X	1313	G	N3-C4-C5	-6.15	125.52	128.60
2	X	2529	G	C5-C6-N1	-6.15	108.42	111.50
2	X	1020	G	N3-C2-N2	6.15	124.21	119.90
2	X	1719	C	N1-C2-O2	-6.15	115.21	118.90
2	X	2877	G	C8-N9-C4	-6.15	103.94	106.40
2	X	1491	C	C5-C6-N1	6.15	124.08	121.00
2	X	2317	G	C5-C6-N1	-6.15	108.42	111.50
3	Y	92	G	N1-C6-O6	6.15	123.59	119.90
2	X	2841	A	C8-N9-C4	6.14	108.26	105.80
2	X	2045	A	C5-C6-N1	6.14	120.77	117.70
2	X	1377	U	C5-C6-N1	-6.14	119.63	122.70
2	X	2661	A	N1-C6-N6	-6.14	114.92	118.60
2	X	865	A	N3-C4-N9	-6.13	122.49	127.40
2	X	587	C	O5'-P-OP2	-6.13	100.18	105.70
2	X	1011	U	C5-C4-O4	-6.13	122.22	125.90
2	X	493	A	C8-N9-C4	-6.12	103.35	105.80
2	X	102	A	C5-N7-C8	-6.12	100.84	103.90

Continued on next page...

Continued from previous page...

Mol	Chain	Res	Type	Atoms	Z	Observed(°)	Ideal(°)
2	X	2846	A	C8-N9-C4	6.12	108.25	105.80
2	X	2062	G	N3-C2-N2	6.12	124.18	119.90
2	X	2530	A	O4'-C1'-N9	-6.11	103.31	108.20
2	X	1308	C	C5-C6-N1	-6.11	117.94	121.00
2	X	635	G	O5'-P-OP2	-6.11	100.20	105.70
2	X	1746	G	C5-C6-N1	-6.11	108.45	111.50
2	X	2066	G	C4-C5-N7	6.10	113.24	110.80
2	X	24	G	C4-C5-C6	6.10	122.46	118.80
2	X	1395	G	N1-C2-N2	-6.10	110.71	116.20
2	X	880	A	N1-C6-N6	6.09	122.26	118.60
2	X	2417	U	C5-C6-N1	6.09	125.75	122.70
2	X	2667	G	N9-C4-C5	-6.09	102.96	105.40
2	X	892	U	C5-C6-N1	-6.09	119.65	122.70
2	X	2599	A	C2-N3-C4	-6.09	107.56	110.60
2	X	1377	U	C6-N1-C2	6.08	124.65	121.00
2	X	997	G	N1-C6-O6	-6.08	116.25	119.90
2	X	2841	A	O5'-P-OP1	-6.08	100.23	105.70
2	X	2740	A	N7-C8-N9	6.08	116.84	113.80
2	X	885	C	O5'-P-OP2	-6.08	100.23	105.70
2	X	1351	C	OP2-P-O3'	6.08	118.56	105.20
2	X	1065	A	N3-C4-C5	6.07	131.05	126.80
2	X	2854	A	C5-C6-N6	-6.07	118.84	123.70
2	X	2269	G	N1-C6-O6	6.07	123.54	119.90
2	X	726	G	C4-C5-N7	-6.06	108.38	110.80
2	X	621	A	C5-C6-N1	6.06	120.73	117.70
2	X	1339	U	C6-N1-C2	6.06	124.64	121.00
2	X	1399	C	C5-C6-N1	6.06	124.03	121.00
2	X	1695	G	N3-C2-N2	-6.06	115.66	119.90
2	X	1704	C	C6-N1-C2	6.06	122.72	120.30
3	Y	92	G	N1-C2-N2	6.05	121.65	116.20
2	X	515	G	C5-C6-O6	-6.05	124.97	128.60
2	X	2828	U	O5'-P-OP2	6.05	117.96	110.70
2	X	2470	C	C2-N3-C4	-6.05	116.88	119.90
2	X	2027	G	OP2-P-O3'	6.05	118.50	105.20
2	X	661	U	C5-C6-N1	6.04	125.72	122.70
2	X	865	A	C2-N3-C4	-6.04	107.58	110.60
2	X	1855	G	N9-C4-C5	6.04	107.82	105.40
2	X	1723	A	N1-C6-N6	6.04	122.22	118.60
2	X	891	A	C5-C6-N1	-6.04	114.68	117.70
2	X	1492	G	N1-C6-O6	6.04	123.52	119.90
2	X	2609	G	C6-C5-N7	-6.04	126.78	130.40
3	Y	98	G	N3-C4-C5	6.04	131.62	128.60

Continued on next page...

Continued from previous page...

Mol	Chain	Res	Type	Atoms	Z	Observed(°)	Ideal(°)
2	X	616	G	C5-C6-N1	6.04	114.52	111.50
2	X	637	U	C5-C4-O4	6.04	129.52	125.90
2	X	2456	G	N9-C4-C5	-6.04	102.99	105.40
2	X	255	G	O5'-P-OP2	-6.03	100.27	105.70
2	X	2046	U	N3-C2-O2	6.03	126.42	122.20
2	X	1805	U	N3-C2-O2	6.03	126.42	122.20
3	Y	76	A	C8-N9-C4	-6.03	103.39	105.80
3	Y	105	G	N3-C2-N2	6.03	124.12	119.90
2	X	1320	G	C6-C5-N7	-6.03	126.78	130.40
2	X	778	G	C5-C6-O6	-6.03	124.98	128.60
2	X	712	U	O5'-P-OP1	-6.02	100.28	105.70
2	X	2042	A	C8-N9-C4	-6.02	103.39	105.80
2	X	2048	G	O5'-P-OP2	6.02	117.92	110.70
2	X	496	G	N1-C6-O6	6.01	123.51	119.90
2	X	1175	G	N3-C2-N2	6.01	124.11	119.90
2	X	1410	A	N1-C6-N6	-6.01	114.99	118.60
2	X	1050	C	N3-C4-N4	-6.01	113.80	118.00
2	X	1704	C	N3-C4-C5	6.01	124.30	121.90
2	X	2039	G	C2-N3-C4	-6.00	108.90	111.90
2	X	598	G	C8-N9-C1'	-6.00	119.19	127.00
2	X	996	G	C6-C5-N7	-6.00	126.80	130.40
2	X	2030	A	N1-C6-N6	-6.00	115.00	118.60
2	X	2724	G	N1-C2-N3	6.00	127.50	123.90
2	X	650	U	C2-N1-C1'	-5.99	110.51	117.70
2	X	1024	A	N1-C6-N6	5.99	122.20	118.60
2	X	1496	G	C6-C5-N7	5.99	134.00	130.40
2	X	1646	U	N3-C4-C5	-5.99	111.01	114.60
2	X	2642	U	C2-N1-C1'	5.99	124.89	117.70
2	X	1360	G	C8-N9-C4	5.99	108.80	106.40
2	X	2088	G	C5-C6-O6	-5.99	125.01	128.60
2	X	2591	A	OP1-P-OP2	5.99	128.58	119.60
2	X	199	A	C6-C5-N7	-5.99	128.11	132.30
2	X	890	G	C2-N3-C4	-5.99	108.91	111.90
2	X	1004	A	C2-N3-C4	-5.98	107.61	110.60
2	X	1543	G	N3-C4-C5	-5.98	125.61	128.60
2	X	1593	G	C8-N9-C1'	-5.98	119.22	127.00
2	X	374	U	C2-N1-C1'	5.98	124.87	117.70
2	X	1307	G	N3-C2-N2	-5.98	115.72	119.90
2	X	1596	G	N3-C4-N9	5.97	129.59	126.00
2	X	600	U	N3-C2-O2	-5.97	118.02	122.20
2	X	36	G	N3-C4-C5	-5.97	125.62	128.60
2	X	515	G	O4'-C1'-N9	5.97	112.97	108.20

Continued on next page...

Continued from previous page...

Mol	Chain	Res	Type	Atoms	Z	Observed(°)	Ideal(°)
2	X	52	A	O5'-P-OP2	-5.97	100.33	105.70
2	X	825	G	N9-C4-C5	-5.97	103.01	105.40
2	X	2442	G	N1-C6-O6	5.97	123.48	119.90
2	X	533	C	C6-N1-C2	-5.96	117.91	120.30
2	X	598	G	N1-C6-O6	5.96	123.48	119.90
2	X	983	G	N9-C4-C5	5.96	107.79	105.40
2	X	1574	G	C4-N9-C1'	5.96	134.25	126.50
2	X	2591	A	O5'-P-OP2	-5.96	100.33	105.70
2	X	834	A	C6-N1-C2	-5.96	115.02	118.60
2	X	1699	A	N1-C6-N6	5.96	122.18	118.60
2	X	2086	A	C6-C5-N7	-5.96	128.13	132.30
2	X	11	U	C6-N1-C2	-5.96	117.42	121.00
2	X	608	C	C5-C6-N1	5.96	123.98	121.00
2	X	253	G	OP1-P-OP2	-5.96	110.67	119.60
2	X	2062	G	C4-C5-N7	5.96	113.18	110.80
2	X	19	G	N1-C6-O6	5.95	123.47	119.90
2	X	341	G	C6-C5-N7	-5.95	126.83	130.40
2	X	530	C	N3-C2-O2	5.95	126.07	121.90
2	X	1566	G	N3-C4-C5	5.95	131.57	128.60
2	X	655	A	N1-C6-N6	5.95	122.17	118.60
2	X	2046	U	C2-N1-C1'	-5.95	110.56	117.70
2	X	2304	G	C4-N9-C1'	5.95	134.23	126.50
3	Y	68	A	N3-C4-C5	5.94	130.96	126.80
2	X	90	A	P-O3'-C3'	5.94	126.83	119.70
2	X	496	G	N3-C4-N9	5.94	129.57	126.00
2	X	1245	G	N1-C6-O6	5.94	123.46	119.90
2	X	610	U	C5-C4-O4	5.93	129.46	125.90
2	X	1351	C	C6-N1-C2	-5.93	117.93	120.30
2	X	825	G	C4-C5-N7	5.93	113.17	110.80
2	X	2394	G	C8-N9-C4	-5.93	104.03	106.40
2	X	2482	G	N3-C2-N2	-5.93	115.75	119.90
2	X	2543	G	C5-C6-N1	5.93	114.46	111.50
2	X	70	G	N3-C4-C5	-5.93	125.64	128.60
2	X	350	G	C2-N3-C4	5.93	114.86	111.90
2	X	633	A	C5-N7-C8	-5.93	100.94	103.90
3	Y	104	C	N3-C2-O2	-5.93	117.75	121.90
2	X	1205	U	N1-C2-N3	5.92	118.45	114.90
2	X	959	C	N3-C4-C5	-5.92	119.53	121.90
2	X	1295	C	C6-N1-C2	-5.92	117.93	120.30
2	X	2321	C	C6-N1-C2	5.92	122.67	120.30
2	X	687	G	C6-C5-N7	-5.91	126.85	130.40
2	X	2624	G	C5-C6-O6	5.91	132.15	128.60

Continued on next page...

Continued from previous page...

Mol	Chain	Res	Type	Atoms	Z	Observed(°)	Ideal(°)
3	Y	93	C	O4'-C1'-N1	5.91	112.93	108.20
2	X	831	C	C6-N1-C2	5.91	122.66	120.30
2	X	2013	G	C8-N9-C4	-5.91	104.04	106.40
2	X	520	G	C8-N9-C4	5.91	108.76	106.40
2	X	537	A	C2-N3-C4	-5.90	107.65	110.60
2	X	614	U	O5'-P-OP1	-5.90	100.39	105.70
2	X	1006	G	OP2-P-O3'	5.90	118.17	105.20
2	X	834	A	N3-C4-C5	-5.90	122.67	126.80
2	X	2910	G	N1-C6-O6	-5.90	116.36	119.90
2	X	592	A	C2-N3-C4	5.89	113.55	110.60
2	X	2637	C	N3-C2-O2	-5.89	117.77	121.90
2	X	2661	A	C5-C6-N1	5.89	120.65	117.70
2	X	1229	G	N3-C4-C5	5.89	131.55	128.60
3	Y	79	C	C6-N1-C1'	-5.89	113.73	120.80
2	X	793	G	O5'-P-OP2	-5.89	100.40	105.70
2	X	846	G	N3-C4-N9	5.89	129.53	126.00
2	X	199	A	C5-N7-C8	-5.89	100.96	103.90
2	X	687	G	C4-C5-C6	5.89	122.33	118.80
2	X	12	U	OP2-P-O3'	5.88	118.14	105.20
2	X	2851	G	C8-N9-C4	-5.88	104.05	106.40
2	X	305	A	N1-C6-N6	-5.87	115.08	118.60
2	X	626	G	C8-N9-C4	5.87	108.75	106.40
2	X	2028	A	C5-C6-N6	-5.87	119.00	123.70
2	X	2279	G	C6-C5-N7	-5.87	126.88	130.40
2	X	696	G	O5'-P-OP1	5.87	117.74	110.70
2	X	1310	A	C2-N3-C4	-5.86	107.67	110.60
2	X	2545	A	C2-N3-C4	5.86	113.53	110.60
2	X	2415	A	C8-N9-C4	-5.86	103.46	105.80
2	X	660	A	O5'-P-OP2	5.86	117.73	110.70
2	X	2062	G	OP1-P-OP2	5.86	128.38	119.60
2	X	2068	U	N1-C2-N3	5.86	118.41	114.90
2	X	687	G	C8-N9-C4	-5.85	104.06	106.40
2	X	1746	G	C4-C5-N7	5.85	113.14	110.80
2	X	1975	G	N1-C6-O6	5.85	123.41	119.90
3	Y	71	A	N1-C6-N6	5.85	122.11	118.60
2	X	2480	A	N7-C8-N9	5.85	116.73	113.80
2	X	1352	C	O5'-P-OP2	5.84	117.71	110.70
2	X	561	C	O5'-P-OP1	5.84	117.71	110.70
3	Y	101	G	C2-N3-C4	-5.84	108.98	111.90
2	X	631	U	N1-C2-N3	5.84	118.41	114.90
2	X	1017	A	N7-C8-N9	5.84	116.72	113.80
3	Y	93	C	N1-C2-N3	5.84	123.29	119.20

Continued on next page...

Continued from previous page...

Mol	Chain	Res	Type	Atoms	Z	Observed(°)	Ideal(°)
2	X	2718	C	C6-N1-C2	-5.84	117.97	120.30
2	X	1201	G	C6-C5-N7	-5.83	126.90	130.40
2	X	2709	U	N1-C2-N3	5.83	118.40	114.90
2	X	573	A	O5'-P-OP1	5.82	117.68	110.70
2	X	1065	A	C4-C5-C6	5.82	119.91	117.00
2	X	1418	G	N7-C8-N9	5.82	116.01	113.10
2	X	613	G	N3-C4-C5	-5.82	125.69	128.60
2	X	1231	A	C8-N9-C4	5.82	108.13	105.80
2	X	1356	G	C6-N1-C2	-5.82	121.61	125.10
2	X	2033	C	N3-C4-N4	-5.82	113.93	118.00
2	X	890	G	N3-C4-N9	-5.82	122.51	126.00
2	X	1855	G	C4-C5-N7	-5.82	108.47	110.80
2	X	2642	U	C5-C6-N1	5.81	125.61	122.70
2	X	2304	G	C8-N9-C1'	-5.81	119.45	127.00
3	Y	103	A	C6-N1-C2	5.81	122.09	118.60
2	X	1288	G	C8-N9-C4	5.81	108.72	106.40
2	X	2611	U	C5-C6-N1	5.81	125.60	122.70
2	X	657	U	N1-C2-N3	-5.81	111.42	114.90
2	X	1092	A	N1-C6-N6	-5.80	115.12	118.60
3	Y	109	C	N1-C2-O2	5.80	122.38	118.90
2	X	2448	G	C2-N3-C4	5.80	114.80	111.90
2	X	681	G	C6-C5-N7	-5.80	126.92	130.40
2	X	2565	C	C6-N1-C2	5.80	122.62	120.30
2	X	2850	G	N3-C4-N9	5.80	129.48	126.00
2	X	965	G	N1-C6-O6	-5.80	116.42	119.90
2	X	1286	G	C6-C5-N7	-5.79	126.92	130.40
2	X	494	U	N1-C2-O2	-5.79	118.75	122.80
2	X	1017	A	N9-C4-C5	5.79	108.12	105.80
2	X	1342	C	N3-C4-C5	5.79	124.22	121.90
2	X	1381	U	N3-C4-O4	5.79	123.45	119.40
2	X	598	G	C8-N9-C4	5.79	108.72	106.40
2	X	2063	C	N1-C2-O2	-5.79	115.43	118.90
2	X	2648	G	C4-C5-C6	-5.78	115.33	118.80
2	X	1005	G	C4-C5-N7	-5.78	108.49	110.80
2	X	1257	G	N3-C2-N2	-5.78	115.86	119.90
2	X	2715	G	C5-C6-N1	-5.77	108.61	111.50
2	X	828	A	N7-C8-N9	5.77	116.69	113.80
2	X	70	G	C8-N9-C4	-5.77	104.09	106.40
2	X	2344	C	C6-N1-C2	-5.77	117.99	120.30
2	X	2391	C	C5-C6-N1	-5.77	118.12	121.00
2	X	992	A	C2-N3-C4	-5.77	107.72	110.60
2	X	829	U	N1-C2-O2	-5.76	118.77	122.80

Continued on next page...

Continued from previous page...

Mol	Chain	Res	Type	Atoms	Z	Observed(°)	Ideal(°)
2	X	35	G	N7-C8-N9	-5.76	110.22	113.10
2	X	1422	A	C8-N9-C4	5.76	108.11	105.80
2	X	1566	G	N3-C2-N2	-5.76	115.87	119.90
2	X	2079	G	C8-N9-C1'	-5.76	119.51	127.00
2	X	1746	G	N7-C8-N9	5.75	115.98	113.10
2	X	2017	C	N1-C2-O2	-5.75	115.45	118.90
2	X	496	G	C6-C5-N7	-5.75	126.95	130.40
2	X	1234	G	O5'-P-OP2	-5.75	100.52	105.70
2	X	1357	G	C5-C6-N1	-5.75	108.62	111.50
2	X	1662	A	C8-N9-C4	-5.75	103.50	105.80
2	X	1490	G	O5'-P-OP2	-5.75	100.53	105.70
2	X	32	C	N3-C4-C5	5.75	124.20	121.90
2	X	604	G	C4-C5-C6	5.75	122.25	118.80
2	X	721	A	C8-N9-C4	-5.75	103.50	105.80
2	X	1659	C	N3-C4-C5	-5.75	119.60	121.90
2	X	1566	G	N3-C4-N9	-5.75	122.55	126.00
2	X	21	A	N1-C6-N6	5.74	122.05	118.60
2	X	726	G	N1-C6-O6	-5.74	116.45	119.90
2	X	955	A	C4-C5-C6	5.74	119.87	117.00
2	X	2013	G	C6-C5-N7	-5.74	126.95	130.40
2	X	2278	G	C4-C5-C6	5.74	122.25	118.80
2	X	2845	G	N7-C8-N9	5.74	115.97	113.10
2	X	2911	A	C8-N9-C4	5.74	108.10	105.80
2	X	1258	A	O5'-P-OP2	-5.74	100.53	105.70
2	X	1805	U	N1-C2-N3	-5.74	111.45	114.90
2	X	1318	G	N3-C4-N9	5.74	129.44	126.00
2	X	27	G	C8-N9-C4	5.74	108.69	106.40
2	X	610	U	C6-N1-C1'	5.74	129.23	121.20
3	Y	105	G	C8-N9-C1'	-5.74	119.54	127.00
2	X	611	U	C4-C5-C6	5.73	123.14	119.70
2	X	2861	U	C5-C6-N1	-5.73	119.83	122.70
2	X	587	C	C5-C6-N1	-5.73	118.14	121.00
2	X	1432	A	N1-C6-N6	-5.72	115.17	118.60
2	X	2716	U	C2-N1-C1'	-5.72	110.83	117.70
2	X	2728	U	C6-N1-C2	-5.72	117.57	121.00
2	X	17	G	C5-C6-O6	-5.72	125.17	128.60
2	X	363	A	C6-C5-N7	-5.72	128.30	132.30
2	X	2077	C	N3-C2-O2	-5.72	117.90	121.90
2	X	661	U	P-O3'-C3'	5.72	126.56	119.70
2	X	492	G	N3-C4-C5	5.72	131.46	128.60
2	X	697	U	C6-N1-C2	-5.72	117.57	121.00
2	X	1288	G	N7-C8-N9	-5.72	110.24	113.10

Continued on next page...

Continued from previous page...

Mol	Chain	Res	Type	Atoms	Z	Observed(°)	Ideal(°)
2	X	1360	G	C5-C6-N1	-5.72	108.64	111.50
2	X	2683	U	C5-C4-O4	-5.72	122.47	125.90
2	X	1574	G	N9-C4-C5	5.71	107.69	105.40
2	X	2044	C	C6-N1-C2	-5.71	118.02	120.30
2	X	2632	U	C5-C6-N1	5.71	125.56	122.70
2	X	73	A	C8-N9-C4	-5.71	103.52	105.80
2	X	1689	G	C6-C5-N7	5.71	133.83	130.40
2	X	992	A	C5-C6-N1	-5.71	114.85	117.70
2	X	1700	C	C5-C6-N1	5.71	123.85	121.00
2	X	2539	C	O5'-P-OP1	-5.71	100.56	105.70
2	X	181	G	N1-C6-O6	5.71	123.32	119.90
2	X	662	G	O5'-P-OP1	-5.70	100.57	105.70
2	X	1171	A	C5-C6-N6	5.70	128.26	123.70
2	X	2086	A	C4-C5-N7	5.70	113.55	110.70
2	X	2708	C	N3-C4-C5	5.70	124.18	121.90
2	X	2740	A	O4'-C1'-N9	-5.70	103.64	108.20
2	X	794	A	N1-C6-N6	5.70	122.02	118.60
2	X	1033	G	OP1-P-O3'	5.70	117.74	105.20
2	X	708	G	O5'-P-OP2	-5.70	100.57	105.70
2	X	592	A	N1-C6-N6	-5.69	115.18	118.60
2	X	875	G	C5-C6-O6	5.69	132.02	128.60
2	X	1506	C	N3-C2-O2	-5.69	117.92	121.90
2	X	253	G	C8-N9-C4	-5.69	104.12	106.40
2	X	820	G	O5'-P-OP2	-5.69	100.58	105.70
3	Y	86	C	N1-C2-N3	5.69	123.18	119.20
2	X	1643	C	C6-N1-C2	5.68	122.57	120.30
2	X	2072	C	C5-C4-N4	-5.68	116.22	120.20
2	X	854	G	C5-C6-N1	-5.68	108.66	111.50
2	X	2535	G	C5-C6-O6	-5.68	125.19	128.60
2	X	1711	G	C2-N3-C4	5.68	114.74	111.90
2	X	19	G	OP1-P-OP2	-5.67	111.09	119.60
2	X	580	C	N3-C2-O2	5.67	125.87	121.90
4	B	204	PRO	N-CA-C	-5.67	97.35	112.10
2	X	721	A	C4-C5-C6	5.67	119.84	117.00
2	X	1827	C	N3-C4-C5	5.67	124.17	121.90
2	X	1201	G	C5-C6-O6	-5.67	125.20	128.60
2	X	1704	C	N1-C2-O2	5.67	122.30	118.90
2	X	2039	G	N1-C2-N3	5.67	127.30	123.90
2	X	2050	A	N9-C4-C5	5.67	108.07	105.80
2	X	2278	G	N3-C4-N9	5.67	129.40	126.00
2	X	350	G	C5-C6-N1	5.67	114.33	111.50
2	X	959	C	C6-N1-C2	-5.67	118.03	120.30

Continued on next page...

Continued from previous page...

Mol	Chain	Res	Type	Atoms	Z	Observed(°)	Ideal(°)
2	X	1320	G	C5-C6-O6	-5.67	125.20	128.60
2	X	871	U	C4-C5-C6	5.66	123.10	119.70
2	X	687	G	N7-C8-N9	5.66	115.93	113.10
2	X	2432	G	C8-N9-C4	5.66	108.66	106.40
2	X	1357	G	C8-N9-C4	-5.66	104.14	106.40
2	X	2449	C	C5-C6-N1	5.66	123.83	121.00
2	X	880	A	C5-C6-N6	-5.65	119.18	123.70
2	X	1012	G	C5-C6-N1	-5.65	108.68	111.50
2	X	988	C	OP1-P-OP2	-5.65	111.13	119.60
3	Y	103	A	N1-C2-N3	-5.65	126.48	129.30
2	X	1817	C	O5'-P-OP2	5.64	117.47	110.70
2	X	2054	G	C5-C6-O6	-5.64	125.22	128.60
2	X	577	A	C5-C6-N1	5.64	120.52	117.70
2	X	2333	U	N1-C2-O2	5.63	126.75	122.80
2	X	1065	A	N3-C4-N9	-5.63	122.89	127.40
2	X	1506	C	N1-C2-O2	5.63	122.28	118.90
2	X	1512	U	N1-C2-O2	5.63	126.74	122.80
2	X	1719	C	N3-C4-C5	-5.63	119.65	121.90
2	X	1721	A	C2-N3-C4	-5.63	107.78	110.60
2	X	2473	G	O5'-P-OP2	-5.63	100.63	105.70
2	X	1225	G	N1-C2-N3	5.63	127.28	123.90
2	X	588	G	C5-C6-O6	-5.62	125.23	128.60
2	X	644	C	C5-C6-N1	5.62	123.81	121.00
2	X	113	U	N1-C2-O2	5.62	126.73	122.80
2	X	2064	A	N1-C2-N3	5.62	132.11	129.30
2	X	657	U	N3-C2-O2	-5.62	118.27	122.20
2	X	1171	A	N9-C4-C5	5.62	108.05	105.80
2	X	1175	G	N3-C4-C5	-5.62	125.79	128.60
2	X	2755	U	N1-C2-O2	-5.62	118.87	122.80
3	Y	109	C	N3-C2-O2	-5.61	117.97	121.90
2	X	718	C	N3-C4-N4	5.61	121.93	118.00
2	X	735	C	C6-N1-C2	-5.61	118.06	120.30
2	X	1011	U	C5-C6-N1	5.61	125.50	122.70
2	X	2034	U	C4-C5-C6	5.61	123.06	119.70
2	X	2848	G	N1-C6-O6	5.61	123.26	119.90
2	X	257	G	N1-C2-N2	-5.60	111.16	116.20
2	X	2241	C	C6-N1-C2	5.60	122.54	120.30
2	X	576	U	N1-C2-O2	5.60	126.72	122.80
2	X	1701	U	O5'-P-OP1	-5.60	100.66	105.70
3	Y	85	A	C8-N9-C4	5.59	108.04	105.80
2	X	1318	G	C6-C5-N7	-5.59	127.05	130.40
2	X	696	G	C6-C5-N7	5.59	133.75	130.40

Continued on next page...

Continued from previous page...

Mol	Chain	Res	Type	Atoms	Z	Observed(°)	Ideal(°)
2	X	1279	C	N3-C4-N4	5.59	121.91	118.00
2	X	1357	G	C4-C5-N7	-5.59	108.56	110.80
2	X	2477	A	N9-C4-C5	5.59	108.04	105.80
2	X	2851	G	N9-C4-C5	5.59	107.64	105.40
2	X	1484	G	C4-C5-N7	5.59	113.03	110.80
2	X	1318	G	C4-N9-C1'	5.58	133.76	126.50
2	X	2904	U	N1-C2-O2	5.58	126.71	122.80
2	X	698	U	N1-C2-O2	5.58	126.71	122.80
3	Y	104	C	N1-C2-O2	5.58	122.25	118.90
2	X	1076	A	N1-C6-N6	5.58	121.95	118.60
2	X	2027	G	N1-C2-N2	-5.58	111.18	116.20
2	X	2841	A	OP1-P-OP2	5.58	127.97	119.60
3	Y	58	G	C4-C5-N7	5.58	113.03	110.80
3	Y	76	A	N7-C8-N9	5.58	116.59	113.80
2	X	70	G	C4-N9-C1'	5.58	133.75	126.50
2	X	463	C	C6-N1-C2	-5.58	118.07	120.30
2	X	1035	C	C6-N1-C2	5.58	122.53	120.30
2	X	1574	G	N3-C4-C5	-5.57	125.81	128.60
2	X	2738	A	N3-C4-N9	-5.57	122.94	127.40
2	X	1454	U	N3-C4-O4	5.57	123.30	119.40
2	X	1490	G	N3-C4-N9	5.57	129.34	126.00
2	X	496	G	C5-C6-O6	-5.57	125.26	128.60
2	X	2036	G	N1-C6-O6	-5.57	116.56	119.90
2	X	683	G	N1-C2-N3	5.56	127.24	123.90
2	X	1497	A	N1-C6-N6	-5.56	115.26	118.60
2	X	2024	A	N1-C2-N3	5.56	132.08	129.30
2	X	2084	G	N1-C2-N3	5.56	127.24	123.90
2	X	852	U	N1-C2-N3	5.56	118.23	114.90
2	X	1245	G	C5-C6-O6	-5.56	125.27	128.60
2	X	2089	A	N9-C4-C5	-5.56	103.58	105.80
2	X	2608	G	C5-C6-O6	5.56	131.93	128.60
2	X	718	C	C5-C6-N1	5.56	123.78	121.00
2	X	1320	G	C8-N9-C4	-5.56	104.18	106.40
2	X	656	G	N9-C4-C5	5.55	107.62	105.40
2	X	1039	C	C2-N1-C1'	-5.55	112.70	118.80
2	X	865	A	N9-C4-C5	5.55	108.02	105.80
2	X	1022	G	N1-C2-N2	-5.54	111.21	116.20
2	X	1025	A	C5-C6-N1	5.54	120.47	117.70
2	X	1803	G	OP2-P-O3'	5.54	117.39	105.20
2	X	2595	C	C5-C4-N4	-5.54	116.32	120.20
5	C	189	ALA	N-CA-C	-5.54	96.04	111.00
2	X	2093	C	O5'-P-OP1	5.54	117.35	110.70

Continued on next page...

Continued from previous page...

Mol	Chain	Res	Type	Atoms	Z	Observed(°)	Ideal(°)
2	X	666	A	C5-C6-N1	-5.53	114.93	117.70
2	X	1306	A	N1-C2-N3	5.53	132.07	129.30
2	X	2717	A	O5'-P-OP1	-5.53	100.72	105.70
2	X	1254	C	C6-N1-C2	-5.53	118.09	120.30
2	X	2039	G	N1-C6-O6	5.53	123.22	119.90
2	X	2661	A	C5-N7-C8	5.53	106.67	103.90
2	X	2089	A	N7-C8-N9	5.53	116.56	113.80
2	X	2470	C	N1-C2-N3	5.53	123.07	119.20
2	X	611	U	N3-C4-C5	-5.52	111.29	114.60
2	X	1838	G	N3-C4-C5	-5.52	125.84	128.60
2	X	527	G	C6-C5-N7	-5.52	127.09	130.40
2	X	541	G	C5-C6-O6	-5.52	125.29	128.60
2	X	575	G	N7-C8-N9	5.52	115.86	113.10
2	X	983	G	C4-C5-N7	-5.52	108.59	110.80
2	X	1593	G	C2-N3-C4	5.52	114.66	111.90
2	X	2388	A	C5-N7-C8	-5.52	101.14	103.90
2	X	519	G	C4-C5-C6	5.52	122.11	118.80
2	X	627	C	N3-C4-N4	5.52	121.86	118.00
2	X	637	U	N3-C4-O4	-5.52	115.54	119.40
2	X	1814	A	N3-C4-C5	-5.52	122.94	126.80
2	X	557	G	O4'-C1'-N9	5.52	112.61	108.20
2	X	497	U	O4'-C1'-N1	5.51	112.61	108.20
2	X	1268	C	C5-C4-N4	-5.51	116.34	120.20
2	X	30	G	N1-C6-O6	5.51	123.21	119.90
2	X	2079	G	C4-N9-C1'	5.51	133.67	126.50
3	Y	84	U	N3-C2-O2	-5.51	118.34	122.20
2	X	659	A	N1-C2-N3	-5.51	126.54	129.30
2	X	1414	G	C5-C6-O6	5.51	131.91	128.60
2	X	1360	G	N3-C4-C5	5.51	131.35	128.60
2	X	1332	C	OP2-P-O3'	5.51	117.32	105.20
2	X	865	A	C5-C6-N1	-5.51	114.95	117.70
2	X	688	A	C8-N9-C4	-5.50	103.60	105.80
2	X	199	A	N7-C8-N9	5.50	116.55	113.80
2	X	263	G	C4-N9-C1'	5.50	133.65	126.50
2	X	988	C	N3-C4-N4	-5.50	114.15	118.00
2	X	2280	G	OP2-P-O3'	5.50	117.30	105.20
2	X	2668	A	C5-C6-N1	5.50	120.45	117.70
2	X	1967	U	C6-N1-C2	-5.50	117.70	121.00
2	X	516	A	C4-C5-C6	5.50	119.75	117.00
2	X	1291	A	C5-N7-C8	5.50	106.65	103.90
2	X	2859	G	N3-C4-N9	5.50	129.30	126.00
2	X	1312	A	OP1-P-O3'	5.49	117.29	105.20

Continued on next page...

Continued from previous page...

Mol	Chain	Res	Type	Atoms	Z	Observed(°)	Ideal(°)
2	X	515	G	N3-C4-C5	5.49	131.35	128.60
2	X	1168	C	C6-N1-C2	5.49	122.50	120.30
2	X	1304	G	C8-N9-C4	5.49	108.59	106.40
2	X	1044	A	O5'-P-OP1	-5.49	100.76	105.70
2	X	2709	U	C2-N3-C4	-5.49	123.71	127.00
2	X	791	U	N1-C2-N3	5.48	118.19	114.90
2	X	1262	U	C5-C4-O4	-5.48	122.61	125.90
2	X	2298	G	C8-N9-C1'	-5.48	119.87	127.00
10	I	37	GLY	N-CA-C	-5.48	99.39	113.10
2	X	639	U	N1-C2-O2	5.48	126.64	122.80
2	X	1596	G	C2-N3-C4	5.48	114.64	111.90
2	X	2292	U	N1-C2-O2	5.48	126.64	122.80
2	X	1806	U	C2-N3-C4	-5.48	123.71	127.00
2	X	2641	A	N1-C2-N3	5.48	132.04	129.30
2	X	375	A	C2-N3-C4	5.48	113.34	110.60
2	X	1362	C	C5-C4-N4	5.48	124.03	120.20
2	X	1519	U	N3-C2-O2	-5.48	118.37	122.20
2	X	1719	C	N1-C2-N3	5.48	123.03	119.20
2	X	2045	A	N1-C6-N6	-5.48	115.31	118.60
2	X	2540	A	N1-C6-N6	-5.48	115.31	118.60
3	Y	77	G	C5-C6-O6	-5.48	125.31	128.60
2	X	722	A	C4-C5-C6	-5.47	114.26	117.00
2	X	260	A	C8-N9-C4	-5.47	103.61	105.80
2	X	503	A	O4'-C1'-N9	5.47	112.58	108.20
2	X	2742	C	O5'-P-OP2	-5.47	100.77	105.70
2	X	2766	U	N3-C2-O2	-5.47	118.37	122.20
2	X	2068	U	N3-C4-O4	5.47	123.23	119.40
2	X	1660	A	N1-C6-N6	-5.47	115.32	118.60
2	X	15	G	C2-N3-C4	-5.47	109.17	111.90
2	X	599	A	C5-C6-N1	5.47	120.43	117.70
2	X	2658	G	C8-N9-C4	-5.47	104.21	106.40
2	X	1977	G	O5'-P-OP1	-5.46	100.78	105.70
2	X	2599	A	N9-C4-C5	-5.46	103.61	105.80
2	X	2048	G	O5'-P-OP1	-5.46	100.78	105.70
2	X	834	A	N9-C4-C5	5.46	107.98	105.80
2	X	782	C	N3-C4-C5	5.46	124.08	121.90
2	X	825	G	N1-C6-O6	5.46	123.17	119.90
2	X	2277	G	C8-N9-C4	-5.46	104.22	106.40
2	X	2575	G	N1-C2-N2	5.46	121.11	116.20
2	X	508	C	OP2-P-O3'	5.45	117.20	105.20
2	X	1195	A	C2-N3-C4	-5.45	107.87	110.60
2	X	1075	G	N3-C4-N9	-5.45	122.73	126.00

Continued on next page...

Continued from previous page...

Mol	Chain	Res	Type	Atoms	Z	Observed(°)	Ideal(°)
2	X	778	G	N9-C4-C5	-5.45	103.22	105.40
3	Y	82	C	C5-C4-N4	5.45	124.02	120.20
2	X	59	U	N1-C2-N3	5.45	118.17	114.90
2	X	727	G	C4-N9-C1'	5.45	133.58	126.50
2	X	1304	G	N7-C8-N9	-5.45	110.38	113.10
2	X	2094	G	O5'-P-OP1	-5.45	100.80	105.70
2	X	43	A	O4'-C1'-N9	5.44	112.55	108.20
2	X	617	A	N7-C8-N9	-5.44	111.08	113.80
2	X	2530	A	N1-C6-N6	5.44	121.87	118.60
2	X	702	U	N3-C4-C5	-5.44	111.34	114.60
2	X	1318	G	C6-N1-C2	-5.44	121.84	125.10
2	X	226	A	N1-C6-N6	-5.44	115.34	118.60
2	X	2686	G	N3-C4-C5	5.44	131.32	128.60
2	X	698	U	C2-N1-C1'	5.44	124.22	117.70
2	X	1466	G	C8-N9-C4	-5.44	104.22	106.40
2	X	850	G	N3-C2-N2	5.44	123.70	119.90
2	X	1010	G	N1-C2-N2	-5.43	111.31	116.20
2	X	1016	G	C4-N9-C1'	5.43	133.56	126.50
2	X	2728	U	C5-C6-N1	5.43	125.42	122.70
2	X	2068	U	N1-C2-O2	-5.43	119.00	122.80
2	X	443	U	C6-N1-C2	-5.43	117.74	121.00
2	X	779	A	C2-N3-C4	-5.43	107.89	110.60
2	X	2027	G	N9-C4-C5	-5.43	103.23	105.40
2	X	561	C	C5-C4-N4	-5.42	116.40	120.20
2	X	1339	U	C5-C6-N1	-5.42	119.99	122.70
2	X	2590	U	C5-C4-O4	5.42	129.15	125.90
2	X	400	C	C6-N1-C2	-5.42	118.13	120.30
2	X	1007	U	C6-N1-C2	-5.42	117.75	121.00
2	X	1231	A	C2-N3-C4	-5.42	107.89	110.60
2	X	70	G	C2-N3-C4	5.42	114.61	111.90
2	X	2752	A	C4-C5-C6	5.42	119.71	117.00
3	Y	97	A	N1-C6-N6	-5.42	115.35	118.60
2	X	806	A	C8-N9-C4	-5.41	103.64	105.80
3	Y	86	C	C5-C4-N4	5.41	123.99	120.20
2	X	1026	C	C6-N1-C2	5.41	122.46	120.30
3	Y	106	U	N3-C4-O4	-5.41	115.61	119.40
2	X	597	U	C2-N1-C1'	-5.41	111.21	117.70
2	X	983	G	C5-C6-O6	5.41	131.85	128.60
2	X	1045	A	O5'-P-OP1	5.41	117.19	110.70
2	X	2063	C	C5-C4-N4	-5.41	116.42	120.20
2	X	1865	C	N3-C2-O2	-5.41	118.12	121.90
2	X	628	G	N7-C8-N9	5.40	115.80	113.10

Continued on next page...

Continued from previous page...

Mol	Chain	Res	Type	Atoms	Z	Observed(°)	Ideal(°)
12	K	6	LEU	CA-CB-CG	5.40	127.73	115.30
2	X	370	G	N1-C6-O6	5.40	123.14	119.90
2	X	702	U	N1-C2-N3	5.40	118.14	114.90
2	X	268	A	C8-N9-C4	5.40	107.96	105.80
2	X	1865	C	N1-C2-O2	5.40	122.14	118.90
2	X	2650	G	C4-C5-N7	-5.39	108.64	110.80
2	X	1429	G	N9-C4-C5	-5.39	103.25	105.40
2	X	1488	A	C2-N3-C4	5.39	113.29	110.60
2	X	615	A	C5-C6-N6	5.38	128.01	123.70
2	X	2635	G	N9-C4-C5	5.38	107.55	105.40
2	X	2056	G	N3-C2-N2	5.38	123.67	119.90
2	X	847	A	C5-C6-N6	-5.38	119.40	123.70
2	X	1981	G	N9-C4-C5	-5.38	103.25	105.40
2	X	12	U	C6-N1-C2	-5.38	117.77	121.00
2	X	2467	C	C6-N1-C2	-5.38	118.15	120.30
2	X	958	U	N1-C2-N3	5.38	118.12	114.90
2	X	2913	G	C6-C5-N7	-5.38	127.17	130.40
2	X	415	U	OP1-P-O3'	5.37	117.02	105.20
2	X	2456	G	C4-C5-N7	5.37	112.95	110.80
2	X	102	A	C4-C5-N7	5.37	113.38	110.70
2	X	1752	C	C6-N1-C2	-5.37	118.15	120.30
2	X	438	U	N1-C2-O2	5.37	126.56	122.80
2	X	1185	U	O4'-C1'-N1	-5.36	103.91	108.20
2	X	1705	G	C2-N3-C4	-5.36	109.22	111.90
2	X	502	C	C5-C6-N1	-5.36	118.32	121.00
2	X	1236	G	C2-N3-C4	-5.36	109.22	111.90
2	X	1255	A	N1-C6-N6	5.36	121.82	118.60
2	X	132	C	C6-N1-C2	-5.36	118.16	120.30
2	X	515	G	C5'-C4'-O4'	5.36	115.53	109.10
2	X	2543	G	C5-C6-O6	-5.36	125.39	128.60
2	X	1225	G	C2-N3-C4	-5.36	109.22	111.90
2	X	2587	C	C6-N1-C2	5.36	122.44	120.30
2	X	610	U	C2-N1-C1'	-5.35	111.28	117.70
2	X	1307	G	OP2-P-O3'	5.35	116.97	105.20
2	X	1806	U	C6-N1-C2	5.35	124.21	121.00
2	X	1981	G	N1-C2-N3	5.35	127.11	123.90
2	X	1723	A	C2-N3-C4	-5.34	107.93	110.60
2	X	2714	U	OP2-P-O3'	5.34	116.96	105.20
2	X	2304	G	C4-C5-C6	5.34	122.00	118.80
2	X	182	C	N1-C2-O2	5.34	122.10	118.90
2	X	2532	G	N3-C4-N9	-5.34	122.80	126.00
2	X	2607	U	C5-C6-N1	-5.34	120.03	122.70

Continued on next page...

Continued from previous page...

Mol	Chain	Res	Type	Atoms	Z	Observed(°)	Ideal(°)
2	X	1727	C	C2-N1-C1'	-5.34	112.93	118.80
2	X	989	A	N1-C6-N6	-5.33	115.40	118.60
2	X	2038	U	N3-C4-O4	-5.33	115.67	119.40
2	X	1972	G	C6-C5-N7	-5.33	127.20	130.40
2	X	2417	U	C2-N1-C1'	5.33	124.10	117.70
2	X	820	G	C8-N9-C4	5.33	108.53	106.40
2	X	2094	G	N3-C4-C5	-5.33	125.94	128.60
2	X	2481	G	N9-C4-C5	5.32	107.53	105.40
2	X	193	A	C8-N9-C4	-5.32	103.67	105.80
3	Y	105	G	C8-N9-C4	5.32	108.53	106.40
2	X	1053	A	OP1-P-O3'	5.32	116.90	105.20
2	X	1295	C	C5-C4-N4	5.32	123.92	120.20
2	X	1562	C	C6-N1-C2	-5.32	118.17	120.30
2	X	1699	A	OP1-P-OP2	-5.32	111.62	119.60
2	X	196	U	N3-C4-C5	-5.32	111.41	114.60
2	X	1701	U	C4-C5-C6	5.32	122.89	119.70
2	X	1784	U	N3-C4-O4	-5.32	115.68	119.40
2	X	2517	G	N3-C4-N9	5.32	129.19	126.00
2	X	2303	G	C2-N3-C4	-5.32	109.24	111.90
2	X	1333	A	C5-C6-N6	-5.32	119.45	123.70
2	X	2523	C	C5-C6-N1	-5.32	118.34	121.00
2	X	2833	U	C5-C6-N1	-5.32	120.04	122.70
2	X	488	G	C5-C6-N1	5.31	114.16	111.50
2	X	2538	U	N1-C2-N3	5.31	118.08	114.90
2	X	2740	A	N9-C4-C5	-5.31	103.68	105.80
2	X	1175	G	N3-C4-N9	5.30	129.18	126.00
2	X	1326	C	C5-C6-N1	-5.30	118.35	121.00
2	X	2081	A	C6-N1-C2	-5.30	115.42	118.60
3	Y	7	G	C8-N9-C1'	-5.30	120.11	127.00
2	X	721	A	N3-C4-N9	-5.30	123.16	127.40
2	X	1250	G	O5'-P-OP2	-5.30	100.93	105.70
3	Y	114	C	C6-N1-C2	-5.30	118.18	120.30
2	X	102	A	C6-C5-N7	-5.30	128.59	132.30
2	X	1191	U	C5-C6-N1	-5.30	120.05	122.70
3	Y	87	G	N3-C4-N9	-5.30	122.82	126.00
2	X	1175	G	N1-C2-N2	-5.30	111.43	116.20
2	X	1998	A	C8-N9-C4	-5.30	103.68	105.80
2	X	2044	C	N3-C4-N4	5.29	121.71	118.00
2	X	1372	C	N3-C4-C5	5.29	124.02	121.90
2	X	1690	A	N1-C6-N6	5.29	121.78	118.60
2	X	2000	G	C2-N3-C4	-5.29	109.25	111.90
2	X	226	A	N9-C4-C5	5.29	107.92	105.80

Continued on next page...

Continued from previous page...

Mol	Chain	Res	Type	Atoms	Z	Observed(°)	Ideal(°)
2	X	1293	U	C4-C5-C6	5.29	122.87	119.70
2	X	2528	C	C6-N1-C2	5.29	122.42	120.30
2	X	1490	G	N3-C4-C5	-5.29	125.96	128.60
2	X	2845	G	C4-C5-C6	-5.29	115.63	118.80
2	X	1025	A	C2-N3-C4	5.28	113.24	110.60
2	X	2264	G	N3-C4-C5	-5.28	125.96	128.60
2	X	1278	G	C2-N3-C4	5.28	114.54	111.90
2	X	2844	U	C2-N3-C4	-5.28	123.83	127.00
2	X	1663	G	C4-C5-N7	5.28	112.91	110.80
2	X	27	G	N3-C4-C5	5.28	131.24	128.60
2	X	1033	G	N3-C4-C5	-5.28	125.96	128.60
2	X	2456	G	N3-C2-N2	5.28	123.59	119.90
2	X	1360	G	C5-C6-O6	-5.28	125.44	128.60
2	X	2292	U	N3-C4-O4	-5.28	115.71	119.40
2	X	2644	C	N1-C2-O2	-5.28	115.73	118.90
2	X	2810	A	C5-C6-N1	5.27	120.34	117.70
2	X	679	G	O5'-P-OP2	-5.27	100.96	105.70
2	X	1695	G	C8-N9-C4	-5.27	104.29	106.40
2	X	2033	C	N3-C2-O2	-5.27	118.21	121.90
2	X	679	G	N1-C6-O6	5.26	123.06	119.90
2	X	825	G	C5-C6-O6	-5.26	125.44	128.60
2	X	1296	C	C5-C6-N1	-5.26	118.37	121.00
2	X	2304	G	N1-C2-N2	-5.26	111.47	116.20
2	X	648	G	N9-C4-C5	5.26	107.50	105.40
2	X	2281	C	C6-N1-C2	5.26	122.40	120.30
2	X	1289	A	C4-C5-C6	5.25	119.63	117.00
2	X	2062	G	C5-C6-O6	-5.25	125.45	128.60
2	X	102	A	N7-C8-N9	5.25	116.43	113.80
2	X	2542	C	C6-N1-C2	5.25	122.40	120.30
2	X	2583	C	C6-N1-C2	-5.25	118.20	120.30
2	X	496	G	C4-N9-C1'	5.25	133.33	126.50
2	X	1273	G	N3-C2-N2	-5.25	116.22	119.90
2	X	1289	A	N3-C4-N9	-5.25	123.20	127.40
2	X	1593	G	C5-C6-N1	5.25	114.12	111.50
2	X	355	G	N1-C6-O6	5.25	123.05	119.90
2	X	2603	G	C8-N9-C4	5.25	108.50	106.40
2	X	2060	A	N1-C2-N3	5.25	131.92	129.30
2	X	2041	A	C2-N3-C4	-5.25	107.98	110.60
2	X	1180	G	C4-C5-C6	-5.24	115.65	118.80
2	X	2469	C	C5-C6-N1	-5.24	118.38	121.00
2	X	2516	G	C8-N9-C4	5.24	108.50	106.40
2	X	2748	A	C2-N3-C4	-5.24	107.98	110.60

Continued on next page...

Continued from previous page...

Mol	Chain	Res	Type	Atoms	Z	Observed(°)	Ideal(°)
2	X	865	A	N1-C6-N6	-5.24	115.45	118.60
2	X	520	G	C4-C5-N7	5.24	112.90	110.80
2	X	1031	C	N3-C4-C5	5.24	124.00	121.90
2	X	2643	C	C6-N1-C2	-5.24	118.20	120.30
2	X	1017	A	C5-C6-N6	5.24	127.89	123.70
2	X	1258	A	C8-N9-C4	5.24	107.90	105.80
2	X	2062	G	C6-C5-N7	-5.24	127.26	130.40
2	X	627	C	N3-C2-O2	5.24	125.56	121.90
3	Y	76	A	C5-N7-C8	-5.24	101.28	103.90
2	X	1377	U	C2-N1-C1'	-5.23	111.42	117.70
2	X	1695	G	N1-C6-O6	5.23	123.04	119.90
2	X	23	G	OP1-P-OP2	5.23	127.45	119.60
2	X	1429	G	C4-C5-N7	5.23	112.89	110.80
2	X	2088	G	N1-C6-O6	5.23	123.04	119.90
2	X	2481	G	N3-C4-C5	-5.23	125.99	128.60
2	X	1278	G	C6-C5-N7	5.23	133.54	130.40
2	X	17	G	N9-C4-C5	-5.23	103.31	105.40
2	X	968	A	O4'-C1'-N9	5.22	112.38	108.20
2	X	1024	A	C5-N7-C8	-5.22	101.29	103.90
2	X	1253	G	C4-C5-N7	5.22	112.89	110.80
2	X	1662	A	N1-C6-N6	5.22	121.73	118.60
2	X	2669	G	C6-C5-N7	-5.22	127.27	130.40
2	X	168	A	C8-N9-C4	-5.22	103.71	105.80
2	X	607	C	N1-C2-O2	-5.22	115.77	118.90
2	X	1782	A	N3-C4-C5	5.22	130.45	126.80
2	X	102	A	C2-N3-C4	-5.21	107.99	110.60
2	X	208	G	N1-C6-O6	-5.21	116.77	119.90
2	X	1304	G	OP2-P-O3'	5.21	116.67	105.20
2	X	1378	U	C6-N1-C1'	-5.21	113.90	121.20
2	X	1253	G	C5-C6-O6	-5.21	125.47	128.60
2	X	1981	G	N1-C2-N2	-5.21	111.51	116.20
2	X	1378	U	N3-C2-O2	-5.21	118.55	122.20
2	X	2384	U	C6-N1-C2	-5.21	117.87	121.00
2	X	113	U	N3-C2-O2	-5.21	118.55	122.20
2	X	991	A	O5'-P-OP2	5.21	116.95	110.70
2	X	457	G	C8-N9-C4	-5.21	104.32	106.40
2	X	661	U	C2-N1-C1'	5.21	123.95	117.70
2	X	1080	G	C4-C5-N7	5.20	112.88	110.80
2	X	1259	U	C6-N1-C2	5.20	124.12	121.00
2	X	2063	C	N3-C2-O2	5.20	125.54	121.90
2	X	1701	U	C5-C6-N1	-5.20	120.10	122.70
2	X	212	C	C6-N1-C2	5.20	122.38	120.30

Continued on next page...

Continued from previous page...

Mol	Chain	Res	Type	Atoms	Z	Observed(°)	Ideal(°)
2	X	498	G	C8-N9-C4	-5.20	104.32	106.40
2	X	1561	G	N9-C4-C5	5.20	107.48	105.40
2	X	1636	U	P-O3'-C3'	5.20	125.94	119.70
2	X	2517	G	C8-N9-C1'	-5.20	120.24	127.00
2	X	37	C	C2-N3-C4	-5.20	117.30	119.90
2	X	2094	G	N1-C2-N3	5.20	127.02	123.90
2	X	2534	C	N3-C2-O2	-5.20	118.26	121.90
2	X	1056	U	O5'-P-OP2	-5.20	101.02	105.70
2	X	2317	G	N3-C2-N2	-5.20	116.26	119.90
3	Y	1	U	N1-C2-O2	5.20	126.44	122.80
2	X	1051	C	C4-C5-C6	5.19	120.00	117.40
2	X	1295	C	N3-C2-O2	-5.19	118.26	121.90
2	X	1201	G	C4-C5-N7	5.19	112.88	110.80
2	X	981	U	OP2-P-O3'	5.19	116.62	105.20
2	X	2757	U	C2-N1-C1'	5.19	123.93	117.70
2	X	1700	C	N1-C2-O2	5.19	122.01	118.90
2	X	2290	C	C6-N1-C2	-5.19	118.22	120.30
2	X	2757	U	O5'-P-OP2	-5.19	101.03	105.70
2	X	1337	A	N9-C4-C5	-5.19	103.72	105.80
2	X	2529	G	C4-C5-C6	5.19	121.91	118.80
2	X	592	A	C4-C5-C6	-5.18	114.41	117.00
2	X	853	G	C5-C6-O6	-5.18	125.49	128.60
2	X	1370	C	C5-C4-N4	-5.18	116.57	120.20
14	M	54	GLY	N-CA-C	5.18	126.05	113.10
2	X	562	C	O5'-P-OP1	-5.18	101.04	105.70
2	X	2841	A	N9-C4-C5	-5.18	103.73	105.80
2	X	2288	C	C6-N1-C1'	-5.18	114.59	120.80
2	X	831	C	C2-N3-C4	-5.18	117.31	119.90
2	X	2643	C	O5'-P-OP1	-5.18	101.04	105.70
2	X	500	A	C2-N3-C4	-5.17	108.01	110.60
2	X	1700	C	N3-C2-O2	-5.17	118.28	121.90
2	X	2394	G	N3-C4-C5	-5.17	126.01	128.60
2	X	2614	A	OP1-P-OP2	-5.17	111.84	119.60
2	X	1055	A	C4-C5-N7	5.17	113.28	110.70
3	Y	98	G	C2-N3-C4	-5.17	109.31	111.90
2	X	1045	A	C8-N9-C4	5.17	107.87	105.80
2	X	1302	G	N3-C2-N2	-5.17	116.28	119.90
2	X	1401	G	N3-C4-C5	-5.17	126.02	128.60
2	X	2697	G	OP2-P-O3'	5.17	116.57	105.20
2	X	1081	G	N1-C6-O6	5.17	123.00	119.90
2	X	1981	G	N3-C4-N9	5.16	129.10	126.00
2	X	1003	A	N1-C6-N6	-5.16	115.50	118.60

Continued on next page...

Continued from previous page...

Mol	Chain	Res	Type	Atoms	Z	Observed(°)	Ideal(°)
2	X	1047	G	C4-N9-C1'	5.16	133.21	126.50
2	X	1196	C	C5-C4-N4	5.16	123.81	120.20
2	X	1661	C	OP2-P-O3'	5.16	116.55	105.20
2	X	2059	G	C4-C5-N7	5.16	112.86	110.80
2	X	2456	G	N1-C2-N2	-5.16	111.56	116.20
2	X	2683	U	C2-N1-C1'	5.16	123.89	117.70
4	B	133	ARG	NE-CZ-NH2	5.16	122.88	120.30
2	X	116	G	N3-C4-C5	-5.16	126.02	128.60
2	X	670	G	O5'-P-OP2	-5.16	101.06	105.70
2	X	779	A	N1-C2-N3	5.16	131.88	129.30
2	X	30	G	C8-N9-C4	-5.16	104.34	106.40
2	X	743	C	N3-C4-C5	5.16	123.96	121.90
2	X	2493	C	C6-N1-C2	5.15	122.36	120.30
2	X	1818	A	C2-N3-C4	5.15	113.18	110.60
2	X	2088	G	O4'-C1'-N9	5.15	112.32	108.20
16	O	50	ALA	C-N-CA	-5.15	100.36	122.00
2	X	987	U	C4-C5-C6	5.15	122.79	119.70
2	X	1566	G	N1-C6-O6	5.15	122.99	119.90
2	X	2722	U	N3-C2-O2	5.15	125.81	122.20
2	X	418	G	O4'-C1'-N9	5.15	112.32	108.20
2	X	1664	G	C2-N3-C4	-5.15	109.33	111.90
2	X	2686	G	N3-C4-N9	-5.15	122.91	126.00
2	X	617	A	C4-C5-C6	-5.14	114.43	117.00
2	X	1177	A	N9-C4-C5	5.14	107.86	105.80
2	X	802	G	C4-C5-N7	5.14	112.86	110.80
2	X	24	G	C5-C6-O6	-5.14	125.52	128.60
2	X	1351	C	C5-C6-N1	5.14	123.57	121.00
3	Y	82	C	O4'-C1'-N1	5.14	112.31	108.20
10	I	51	GLU	N-CA-C	5.14	124.87	111.00
2	X	1041	G	N9-C4-C5	-5.14	103.34	105.40
2	X	1368	C	OP1-P-O3'	5.13	116.49	105.20
2	X	2306	G	C4-C5-N7	5.13	112.85	110.80
2	X	126	A	C2-N3-C4	5.13	113.17	110.60
2	X	319	G	C5-C6-O6	-5.13	125.52	128.60
3	Y	21	G	N3-C4-N9	-5.13	122.92	126.00
2	X	1186	A	C5-C6-N1	-5.13	115.14	117.70
2	X	2667	G	C5-C6-N1	-5.13	108.94	111.50
2	X	2838	C	C5-C6-N1	-5.13	118.44	121.00
2	X	1232	G	N9-C4-C5	-5.12	103.35	105.40
2	X	1695	G	N3-C4-N9	-5.12	122.93	126.00
2	X	2027	G	N3-C2-N2	5.12	123.49	119.90
2	X	2704	A	OP2-P-O3'	5.12	116.47	105.20

Continued on next page...

Continued from previous page...

Mol	Chain	Res	Type	Atoms	Z	Observed(°)	Ideal(°)
2	X	875	G	C4-C5-N7	-5.12	108.75	110.80
2	X	1273	G	OP2-P-O3'	5.12	116.46	105.20
2	X	2036	G	C4-C5-N7	-5.12	108.75	110.80
2	X	1291	A	OP2-P-O3'	5.12	116.46	105.20
2	X	1972	G	C5-C6-O6	-5.12	125.53	128.60
2	X	806	A	N7-C8-N9	5.12	116.36	113.80
2	X	1262	U	N3-C4-C5	5.12	117.67	114.60
3	Y	105	G	C2-N3-C4	-5.11	109.34	111.90
2	X	1315	C	C5-C6-N1	-5.11	118.44	121.00
2	X	1495	C	C6-N1-C2	-5.11	118.25	120.30
2	X	2041	A	C5-C6-N1	-5.11	115.14	117.70
2	X	2898	U	C5-C4-O4	-5.11	122.83	125.90
3	Y	94	U	C5-C6-N1	-5.11	120.14	122.70
2	X	2062	G	OP1-P-O3'	5.11	116.44	105.20
2	X	2081	A	N7-C8-N9	5.11	116.35	113.80
2	X	2270	U	N3-C4-C5	5.11	117.66	114.60
2	X	2606	C	C6-N1-C2	-5.11	118.26	120.30
2	X	1596	G	N3-C4-C5	-5.11	126.05	128.60
2	X	2097	G	C2-N3-C4	-5.11	109.35	111.90
2	X	890	G	C5-N7-C8	-5.10	101.75	104.30
2	X	17	G	C6-C5-N7	-5.10	127.34	130.40
2	X	115	C	C6-N1-C2	-5.10	118.26	120.30
2	X	835	U	C2-N1-C1'	5.10	123.82	117.70
2	X	1224	U	C5-C6-N1	-5.10	120.15	122.70
2	X	488	G	N3-C4-N9	5.10	129.06	126.00
2	X	2583	C	C6-N1-C1'	-5.10	114.68	120.80
2	X	661	U	OP2-P-O3'	5.09	116.41	105.20
2	X	2073	G	C4-C5-N7	5.09	112.84	110.80
2	X	2525	C	O5'-P-OP1	-5.09	101.11	105.70
2	X	1984	C	N3-C4-C5	5.09	123.94	121.90
2	X	845	A	OP1-P-O3'	5.09	116.40	105.20
2	X	1061	G	C8-N9-C4	-5.09	104.36	106.40
3	Y	78	C	C6-N1-C2	-5.09	118.26	120.30
2	X	2027	G	N1-C6-O6	-5.09	116.85	119.90
2	X	2524	A	N1-C6-N6	-5.09	115.55	118.60
2	X	2871	A	N1-C2-N3	5.09	131.84	129.30
2	X	376	A	N7-C8-N9	5.09	116.34	113.80
2	X	1055	A	C6-C5-N7	-5.09	128.74	132.30
2	X	733	U	O5'-P-OP1	-5.08	101.12	105.70
2	X	562	C	N3-C4-C5	-5.08	119.87	121.90
2	X	605	U	N1-C2-N3	5.08	117.95	114.90
2	X	1020	G	N3-C4-C5	-5.08	126.06	128.60

Continued on next page...

Continued from previous page...

Mol	Chain	Res	Type	Atoms	Z	Observed(°)	Ideal(°)
2	X	2046	U	N1-C2-O2	-5.08	119.24	122.80
2	X	2906	G	C4-C5-C6	5.08	121.85	118.80
2	X	580	C	C5-C4-N4	-5.08	116.64	120.20
2	X	1576	A	C2-N3-C4	5.08	113.14	110.60
2	X	1786	A	O5'-P-OP1	-5.08	101.13	105.70
2	X	1782	A	C2-N3-C4	-5.08	108.06	110.60
2	X	514	G	C5-C6-O6	-5.08	125.56	128.60
2	X	1010	G	C8-N9-C4	5.08	108.43	106.40
2	X	1686	G	C5-C6-O6	-5.08	125.56	128.60
2	X	1046	G	N3-C4-N9	-5.07	122.96	126.00
2	X	1286	G	N3-C4-C5	-5.07	126.06	128.60
2	X	2538	U	N3-C4-C5	-5.07	111.56	114.60
2	X	580	C	N3-C4-C5	-5.07	119.87	121.90
2	X	1665	U	N1-C2-N3	5.07	117.94	114.90
2	X	2082	C	C6-N1-C2	5.07	122.33	120.30
2	X	2599	A	N1-C2-N3	5.07	131.84	129.30
2	X	2814	C	C6-N1-C2	-5.07	118.27	120.30
2	X	835	U	C5-C4-O4	-5.07	122.86	125.90
2	X	997	G	OP1-P-O3'	5.07	116.35	105.20
2	X	1396	A	N1-C6-N6	5.07	121.64	118.60
2	X	2298	G	C4-N9-C1'	5.07	133.09	126.50
2	X	2787	C	C6-N1-C2	-5.07	118.27	120.30
2	X	625	G	C5-C6-O6	-5.07	125.56	128.60
2	X	1604	C	N1-C2-O2	5.06	121.94	118.90
2	X	2682	G	OP2-P-O3'	5.06	116.34	105.20
2	X	1011	U	N3-C4-C5	-5.06	111.56	114.60
2	X	2449	C	C2-N1-C1'	5.06	124.37	118.80
2	X	2838	C	C2-N1-C1'	-5.06	113.23	118.80
2	X	2753	U	N3-C2-O2	-5.06	118.66	122.20
2	X	997	G	C8-N9-C4	-5.06	104.38	106.40
2	X	1593	G	C8-N9-C4	-5.06	104.38	106.40
2	X	1980	A	O5'-P-OP2	5.06	116.77	110.70
2	X	272	C	N1-C2-O2	5.06	121.94	118.90
2	X	552	A	N1-C6-N6	5.06	121.64	118.60
2	X	829	U	N3-C2-O2	5.06	125.74	122.20
2	X	1701	U	OP1-P-OP2	5.06	127.19	119.60
2	X	2089	A	C2-N3-C4	-5.06	108.07	110.60
2	X	567	G	N3-C2-N2	-5.05	116.36	119.90
2	X	589	U	C6-N1-C2	5.05	124.03	121.00
2	X	1004	A	N3-C4-C5	5.05	130.34	126.80
2	X	1083	G	N1-C6-O6	5.05	122.93	119.90
2	X	1243	G	C6-C5-N7	-5.05	127.37	130.40

Continued on next page...

Continued from previous page...

Mol	Chain	Res	Type	Atoms	Z	Observed(°)	Ideal(°)
2	X	2750	C	OP1-P-O3'	5.05	116.31	105.20
2	X	2554	C	C6-N1-C2	5.05	122.32	120.30
2	X	245	G	N7-C8-N9	-5.05	110.58	113.10
2	X	853	G	N3-C2-N2	-5.05	116.37	119.90
2	X	1025	A	C4-C5-C6	-5.05	114.48	117.00
2	X	1230	G	C4-C5-N7	5.05	112.82	110.80
2	X	1301	U	N1-C2-O2	-5.04	119.27	122.80
2	X	2036	G	N9-C1'-C2'	-5.04	106.45	112.00
2	X	2491	C	O5'-P-OP2	-5.04	101.16	105.70
2	X	554	C	OP2-P-O3'	5.04	116.30	105.20
2	X	1957	G	N3-C4-C5	-5.04	126.08	128.60
2	X	2047	A	C4-C5-C6	-5.04	114.48	117.00
2	X	2604	A	C2-N3-C4	-5.04	108.08	110.60
2	X	2808	A	O5'-P-OP2	5.04	116.75	110.70
2	X	793	G	O4'-C1'-N9	5.04	112.23	108.20
2	X	2097	G	C4-C5-C6	5.04	121.83	118.80
2	X	2304	G	N1-C2-N3	5.04	126.92	123.90
2	X	234	C	N1-C2-O2	-5.04	115.88	118.90
2	X	1932	C	C2-N1-C1'	-5.04	113.26	118.80
2	X	2047	A	C6-C5-N7	5.04	135.83	132.30
2	X	862	C	N3-C4-C5	5.04	123.92	121.90
2	X	996	G	C5-C6-O6	-5.04	125.58	128.60
2	X	814	A	N1-C6-N6	-5.04	115.58	118.60
2	X	1288	G	O5'-P-OP2	-5.04	101.17	105.70
2	X	1395	G	C6-C5-N7	5.04	133.42	130.40
2	X	1781	C	N1-C2-O2	-5.04	115.88	118.90
2	X	2009	U	N1-C2-O2	5.04	126.33	122.80
2	X	2287	C	O5'-P-OP1	-5.04	101.17	105.70
14	M	53	ARG	NE-CZ-NH2	-5.03	117.78	120.30
2	X	231	A	N1-C6-N6	5.03	121.62	118.60
2	X	612	U	C4-C5-C6	5.03	122.72	119.70
2	X	656	G	N7-C8-N9	5.03	115.61	113.10
2	X	2833	U	C6-N1-C2	5.03	124.02	121.00
2	X	2668	A	N1-C2-N3	5.03	131.81	129.30
2	X	2855	A	O4'-C1'-N9	-5.03	104.18	108.20
2	X	1566	G	N1-C2-N2	5.03	120.72	116.20
2	X	2566	C	C5-C6-N1	-5.03	118.49	121.00
2	X	263	G	C4-C5-C6	5.02	121.81	118.80
2	X	598	G	O5'-P-OP2	-5.02	101.18	105.70
2	X	2850	G	N3-C4-C5	-5.02	126.09	128.60
2	X	609	U	C6-N1-C2	-5.02	117.99	121.00
2	X	1257	G	N7-C8-N9	5.02	115.61	113.10

Continued on next page...

Continued from previous page...

Mol	Chain	Res	Type	Atoms	Z	Observed(°)	Ideal(°)
2	X	2546	U	N3-C4-C5	5.02	117.61	114.60
2	X	2738	A	N1-C2-N3	5.02	131.81	129.30
2	X	211	C	N1-C2-N3	-5.02	115.69	119.20
2	X	902	A	C5-C6-N6	5.01	127.71	123.70
2	X	2321	C	C2-N1-C1'	-5.01	113.28	118.80
2	X	1016	G	C6-C5-N7	-5.01	127.39	130.40
2	X	1488	A	C8-N9-C4	-5.01	103.80	105.80
2	X	2043	U	OP2-P-O3'	-5.01	94.17	105.20
2	X	2522	G	N1-C6-O6	5.01	122.91	119.90
3	Y	98	G	N3-C2-N2	-5.01	116.39	119.90
2	X	199	A	C4-C5-N7	5.01	113.20	110.70
2	X	321	U	O5'-P-OP2	-5.01	101.19	105.70
2	X	2762	G	C5-C6-N1	-5.01	109.00	111.50
2	X	728	U	C6-N1-C2	-5.01	118.00	121.00
2	X	985	A	C2-N3-C4	-5.01	108.10	110.60
2	X	1370	C	C6-N1-C2	5.01	122.30	120.30
2	X	800	G	C5-C6-O6	-5.00	125.60	128.60
2	X	1009	C	N1-C2-O2	5.00	121.90	118.90
3	Y	88	U	C6-N1-C1'	-5.00	114.19	121.20
2	X	1981	G	C6-C5-N7	-5.00	127.40	130.40
2	X	2058	A	C2-N3-C4	5.00	113.10	110.60
2	X	2607	U	C6-N1-C2	5.00	124.00	121.00
2	X	1649	C	N3-C4-C5	-5.00	119.90	121.90
2	X	2474	G	OP1-P-O3'	5.00	116.20	105.20

There are no chirality outliers.

All (11) planarity outliers are listed below:

Mol	Chain	Res	Type	Group
27	3	10	ALA	Peptide
27	3	17	THR	Peptide
1	A	77	LYS	Peptide
4	B	104	GLU	Peptide
4	B	57	LYS	Peptide
5	C	161	VAL	Peptide
5	C	27	GLU	Peptide
10	I	35	HIS	Peptide
16	O	80	LYS	Peptide
17	P	70	VAL	Peptide
20	S	17	ASP	Peptide

5.2 Too-close contacts [i](#)

In the following table, the Non-H and H(model) columns list the number of non-hydrogen atoms and hydrogen atoms in the chain respectively. The H(added) column lists the number of hydrogen atoms added and optimized by MolProbity. The Clashes column lists the number of clashes within the asymmetric unit, whereas Symm-Clashes lists symmetry-related clashes.

Mol	Chain	Non-H	H(model)	H(added)	Clashes	Symm-Clashes
1	A	1667	0	1292	51	0
2	X	57983	0	29161	923	0
3	Y	2430	0	1229	58	0
4	B	1547	0	1514	66	0
5	C	1324	0	1175	57	0
6	D	853	0	444	6	0
7	E	915	0	648	22	0
8	G	1090	0	1034	48	0
9	H	884	0	902	45	0
10	I	819	0	687	43	0
11	J	1001	0	971	37	0
12	K	906	0	930	36	0
13	L	673	0	538	19	0
14	M	807	0	803	32	0
15	N	922	0	973	61	0
16	O	751	0	743	22	0
17	P	853	0	900	30	0
18	Q	583	0	472	21	0
19	R	627	0	510	24	0
20	S	1087	0	934	26	0
21	T	559	0	569	24	0
22	U	242	0	141	4	0
23	V	486	0	469	10	0
24	W	437	0	467	26	0
25	Z	339	0	350	23	0
26	2	350	0	383	12	0
27	3	405	0	363	19	0
28	4	181	0	76	5	0
29	A	1	0	0	0	0
29	R	1	0	0	0	0
29	T	1	0	0	0	0
29	X	268	0	0	0	0
29	Y	2	0	0	0	0
29	Z	1	0	0	0	0
30	A	3	0	0	0	0
30	C	2	0	0	0	0
30	G	2	0	0	0	0

Continued on next page...

Continued from previous page...

Mol	Chain	Non-H	H(model)	H(added)	Clashes	Symm-Clashes
30	I	1	0	0	0	0
30	J	1	0	0	0	0
30	M	1	0	0	0	0
30	O	1	0	0	0	0
30	P	1	0	0	0	0
30	X	218	0	0	0	0
30	Y	10	0	0	0	0
31	X	35	0	0	1	0
32	J	8	0	14	1	0
32	Q	8	0	14	0	0
32	X	64	0	112	7	0
32	Z	8	0	14	0	0
33	X	70	0	133	9	0
33	Y	10	0	19	1	0
34	S	3	0	6	0	0
34	X	6	0	12	0	0
35	N	15	0	17	17	0
All	All	81462	0	49019	1574	0

The all-atom clashscore is defined as the number of clashes found per 1000 atoms (including hydrogen atoms). The all-atom clashscore for this structure is 12.

All (1574) close contacts within the same asymmetric unit are listed below, sorted by their clash magnitude.

Atom-1	Atom-2	Interatomic distance (Å)	Clash overlap (Å)
19:R:11:VAL:HA	19:R:67:ASN:HB2	1.48	0.96
2:X:956:A:H2'	11:J:11:ARG:HH11	1.30	0.96
2:X:83:G:H21	2:X:102:A:H2	1.15	0.93
4:B:124:GLY:HA2	4:B:174:GLY:HA3	1.53	0.91
3:Y:21:G:H1	3:Y:58:G:H1	1.08	0.91
2:X:498:G:H21	2:X:503:A:H8	1.19	0.90
23:V:10:THR:O	23:V:12:SER:N	2.05	0.89
8:G:65:PHE:HB3	8:G:69:LYS:HD3	1.55	0.89
10:I:57:LEU:HD11	27:3:12:LYS:CB	2.03	0.88
2:X:304:G:H1	2:X:413:C:H42	1.18	0.87
2:X:2775:A:H1'	7:E:67:THR:HG22	1.54	0.87
13:L:45:ILE:HG23	13:L:52:THR:HB	1.55	0.87
9:H:31:LYS:HG3	9:H:32:THR:HG22	1.54	0.87
3:Y:15:C:H42	3:Y:105:G:H21	1.17	0.87
2:X:1290:G:OP2	15:N:13:ARG:NH2	2.07	0.86
15:N:10:THR:HG21	35:N:201:EPE:H32	1.58	0.86

Continued on next page...

Continued from previous page...

Atom-1	Atom-2	Interatomic distance (Å)	Clash overlap (Å)
2:X:1063:U:H3	2:X:1186:A:H62	1.24	0.85
2:X:657:U:O4	2:X:659:A:N6	2.10	0.85
2:X:501:C:H3'	2:X:502:C:H5''	1.59	0.84
5:C:113:ALA:HB1	5:C:181:LEU:HD22	1.61	0.83
2:X:591:A:H4'	2:X:592:A:H5'	1.59	0.82
2:X:79:U:HO2'	2:X:389:A:H8	1.27	0.82
2:X:2649:U:O2'	2:X:2845:G:N2	2.13	0.82
2:X:1460:U:H3	2:X:1628:A:H61	1.24	0.82
9:H:101:PRO:HD3	14:M:68:SER:HB2	1.62	0.81
9:H:63:VAL:HG21	9:H:102:VAL:HG22	1.62	0.81
11:J:116:GLU:OE1	11:J:119:ARG:NH1	2.13	0.81
1:A:89:ALA:HB2	1:A:158:ALA:HA	1.63	0.81
15:N:61:TRP:CE2	15:N:93:LYS:HB2	2.16	0.80
2:X:627:C:OP2	35:N:201:EPE:H61	1.82	0.80
6:D:101:ASP:HA	6:D:130:LEU:HD11	1.62	0.80
2:X:1605:A:H1'	32:X:3004:MPD:HM1	1.64	0.80
2:X:1487:G:H1	2:X:1597:U:H3	1.27	0.79
2:X:2419:A:H2	2:X:2451:C:H42	1.28	0.79
3:Y:15:C:N4	3:Y:105:G:H21	1.81	0.79
5:C:147:GLU:HA	5:C:167:ALA:HB1	1.64	0.79
3:Y:77:G:H1	3:Y:94:U:H3	1.28	0.79
14:M:24:PRO:HA	14:M:49:VAL:HB	1.63	0.79
20:S:81:PRO:O	20:S:83:LYS:N	2.16	0.79
25:Z:15:LYS:O	25:Z:18:THR:HG23	1.83	0.78
2:X:2382:C:O2	2:X:2389:G:N2	2.16	0.78
2:X:1302:G:OP1	25:Z:16:ARG:NH2	2.15	0.78
2:X:1467:G:O2'	2:X:1543:G:O2'	2.02	0.78
14:M:106:ARG:CZ	14:M:106:ARG:HA	2.13	0.78
2:X:1952:C:N3	2:X:1956:G:N2	2.30	0.77
12:K:105:LYS:HA	12:K:117:VAL:HG12	1.66	0.77
2:X:2850:G:H5'	4:B:67:LYS:HE3	1.63	0.77
8:G:57:VAL:HB	8:G:125:VAL:HG13	1.65	0.77
11:J:135:GLU:OE2	32:J:201:MPD:O4	2.01	0.77
2:X:1876:G:N2	2:X:1920:C:O2	2.18	0.77
2:X:2470:C:H2'	2:X:2471:G:H8	1.50	0.77
8:G:14:ARG:NH1	8:G:50:ASP:O	2.17	0.77
5:C:108:LEU:O	5:C:112:SER:OG	2.02	0.77
26:2:36:ARG:HG3	26:2:43:LEU:HD21	1.66	0.77
2:X:1894:G:O6	2:X:1902:G:N2	2.17	0.77
17:P:21:LEU:HD22	17:P:74:ALA:HB1	1.67	0.77
15:N:10:THR:HG23	35:N:201:EPE:H71	1.65	0.76

Continued on next page...

Continued from previous page...

Atom-1	Atom-2	Interatomic distance (Å)	Clash overlap (Å)
2:X:1726:A:H61	2:X:1750:U:H3	1.33	0.76
8:G:44:THR:O	8:G:44:THR:OG1	2.01	0.76
1:A:243:ARG:HD3	1:A:247:MET:HE1	1.66	0.76
15:N:27:SER:HA	15:N:30:THR:HG23	1.67	0.76
2:X:1289:A:OP1	15:N:13:ARG:NH1	2.19	0.76
2:X:1796:A:O2'	2:X:1985:C:OP1	2.03	0.76
3:Y:15:C:H42	3:Y:105:G:N2	1.83	0.75
3:Y:79:C:H42	3:Y:92:G:H1	1.33	0.75
8:G:7:ALA:H	8:G:46:THR:HG21	1.48	0.75
5:C:31:SER:HB3	10:I:9:ALA:HB2	1.67	0.75
2:X:272:C:N3	2:X:416:G:N2	2.33	0.75
2:X:1346:G:H4'	26:2:8:PRO:HG2	1.69	0.75
9:H:4:GLN:HG2	9:H:5:GLU:HG2	1.66	0.75
24:W:40:ASN:HB3	24:W:43:ILE:H	1.52	0.75
1:A:78:VAL:HG12	1:A:79:ASP:H	1.52	0.74
5:C:61:GLY:HA2	5:C:77:THR:HG23	1.68	0.74
2:X:589:U:O4	2:X:592:A:N6	2.19	0.74
2:X:1472:C:N4	2:X:1617:A:OP2	2.19	0.74
2:X:2860:U:H5''	12:K:49:THR:HG21	1.70	0.74
2:X:2331:G:H22	2:X:2339:U:H3	1.36	0.74
14:M:102:LEU:O	14:M:103:ARG:NH2	2.21	0.74
2:X:2761:C:H41	2:X:2797:C:H6	1.32	0.74
1:A:171:TYR:OH	2:X:2250:A:OP1	2.05	0.73
2:X:629:A:H62	2:X:1289:A:H2	1.33	0.73
2:X:1501:G:H2'	2:X:1502:A:H8	1.52	0.73
3:Y:18:G:H1	3:Y:61:U:H3	1.35	0.73
2:X:864:A:OP2	2:X:1226:G:N2	2.17	0.73
2:X:1501:G:H22	2:X:2729:G:H22	1.36	0.73
2:X:903:G:OP2	21:T:85:LYS:NZ	2.22	0.73
2:X:683:G:C6	2:X:696:G:C6	2.77	0.73
2:X:995:U:OP1	33:Y:213:SPD:N1	2.22	0.72
2:X:1490:G:O2'	2:X:1491:C:O5'	2.07	0.72
2:X:1400:C:O2'	2:X:1836:A:H1'	1.90	0.72
2:X:1013:U:O3'	24:W:14:GLY:HA2	1.88	0.72
4:B:53:PHE:HB3	4:B:87:PHE:HB2	1.72	0.72
2:X:1711:G:N2	2:X:2020:U:O4	2.18	0.71
2:X:2495:A:HO2'	2:X:2496:A:H8	1.37	0.71
2:X:229:A:O2'	2:X:231:A:N1	2.22	0.71
2:X:1881:A:H62	2:X:1915:G:H8	1.38	0.71
2:X:1810:A:H5'	2:X:2635:G:H4'	1.73	0.71
4:B:10:ILE:HD12	14:M:6:LEU:HD22	1.71	0.71

Continued on next page...

Continued from previous page...

Atom-1	Atom-2	Interatomic distance (Å)	Clash overlap (Å)
2:X:2007:G:O2'	2:X:2009:U:OP2	2.05	0.70
7:E:133:VAL:HG11	7:E:141:VAL:HG13	1.71	0.70
2:X:1293:U:H5''	2:X:1294:G:H5''	1.73	0.70
2:X:659:A:H1'	2:X:660:A:H5'	1.73	0.70
2:X:1487:G:N2	2:X:1597:U:O2	2.24	0.70
18:Q:57:ASN:O	18:Q:58:TYR:HD1	1.74	0.70
2:X:460:C:O2	2:X:1891:U:O2'	2.09	0.70
2:X:1185:U:OP2	8:G:66:THR:OG1	2.05	0.70
2:X:1663:G:HO2'	26:2:2:VAL:N	1.88	0.70
3:Y:38:U:O2'	3:Y:43:A:N6	2.25	0.70
2:X:956:A:C6	11:J:11:ARG:HD2	2.27	0.70
13:L:36:SER:OG	13:L:37:ASN:N	2.24	0.69
4:B:38:LYS:NZ	4:B:96:VAL:O	2.19	0.69
2:X:788:A:O2'	2:X:1703:U:OP1	2.09	0.69
2:X:2604:A:H5''	2:X:2605:G:H5'	1.75	0.69
5:C:158:ASN:HA	5:C:161:VAL:HG22	1.75	0.69
2:X:164:A:H1'	2:X:165:C:H5'	1.74	0.68
2:X:634:C:HO2'	27:3:2:PRO:N	1.91	0.68
11:J:69:PHE:HB3	11:J:71:HIS:CE1	2.27	0.68
2:X:1261:G:OP1	16:O:67:ARG:NH2	2.26	0.68
5:C:14:SER:OG	5:C:15:GLY:N	2.22	0.68
13:L:73:ALA:HB1	13:L:107:ALA:HB2	1.72	0.68
5:C:43:SER:HA	5:C:98:ALA:HB2	1.75	0.68
1:A:224:VAL:HG11	2:X:1815:C:H5''	1.76	0.68
2:X:1063:U:H3	2:X:1186:A:N6	1.90	0.68
2:X:1494:G:C8	2:X:1495:C:H5	2.11	0.68
2:X:878:C:H2'	2:X:879:U:C6	2.28	0.68
2:X:2290:C:OP2	21:T:27:LYS:NZ	2.25	0.68
9:H:51:VAL:HG12	9:H:94:ARG:HH21	1.58	0.68
2:X:1460:U:H3	2:X:1628:A:N6	1.92	0.68
3:Y:31:G:H1	3:Y:47:C:H42	1.38	0.68
18:Q:55:ILE:HG13	18:Q:78:ALA:HB2	1.76	0.68
2:X:2314:A:O2'	2:X:2315:A:H2'	1.93	0.68
4:B:156:MET:HB2	4:B:160:ALA:HB3	1.75	0.68
2:X:715:A:H4'	2:X:716:C:H5'	1.74	0.67
2:X:2906:G:C2	25:Z:39:LEU:HD21	2.29	0.67
2:X:878:C:H1'	10:I:48:PRO:HB3	1.76	0.67
2:X:2101:U:H2'	2:X:2102:U:C6	2.28	0.67
2:X:2707:C:H5'	4:B:202:PRO:HA	1.76	0.67
1:A:78:VAL:HA	1:A:94:VAL:HA	1.76	0.67
3:Y:46:A:OP1	13:L:35:ARG:NH1	2.27	0.67

Continued on next page...

Continued from previous page...

Atom-1	Atom-2	Interatomic distance (Å)	Clash overlap (Å)
5:C:136:THR:HG22	5:C:140:LYS:NZ	2.10	0.67
2:X:321:U:O2'	2:X:322:A:OP2	2.13	0.67
2:X:2334:G:O2'	2:X:2337:A:N6	2.21	0.67
11:J:40:SER:OG	11:J:41:TRP:N	2.27	0.67
12:K:105:LYS:HB2	25:Z:41:HIS:HA	1.75	0.67
2:X:1826:G:N2	2:X:1845:U:O2'	2.27	0.66
2:X:1467:G:HO2'	2:X:1543:G:HO2'	1.44	0.66
2:X:2672:G:O6	33:X:3493:SPD:H81	1.95	0.66
2:X:1518:G:H1	2:X:1562:C:H42	1.42	0.66
19:R:72:ASP:OD1	19:R:72:ASP:N	2.29	0.66
2:X:2805:A:O2'	2:X:2807:G:O2'	2.13	0.66
5:C:8:LYS:HZ2	5:C:8:LYS:HB2	1.61	0.66
1:A:35:LYS:O	1:A:37:LEU:N	2.27	0.66
4:B:192:ASN:HB2	4:B:194:VAL:HG23	1.77	0.66
18:Q:49:LYS:HD3	18:Q:50:VAL:HG12	1.78	0.66
2:X:183:A:H5'	2:X:481:C:H1'	1.77	0.66
2:X:1683:U:H2'	2:X:1684:A:H5''	1.76	0.65
9:H:75:SER:OG	14:M:74:ARG:NH2	2.27	0.65
2:X:1835:U:H2'	2:X:1836:A:H5''	1.79	0.65
1:A:217:ARG:NH1	2:X:736:C:OP1	2.29	0.65
2:X:1501:G:H2'	2:X:1502:A:C8	2.32	0.65
18:Q:50:VAL:HG13	18:Q:51:ALA:H	1.61	0.65
2:X:280:C:H2'	2:X:281:A:H8	1.62	0.65
3:Y:80:A:H61	3:Y:91:C:H42	1.45	0.65
19:R:80:ARG:NH2	19:R:96:LYS:HA	2.12	0.65
14:M:102:LEU:O	14:M:103:ARG:CZ	2.45	0.65
26:2:16:VAL:H	26:2:21:LYS:HG2	1.62	0.65
8:G:18:VAL:HG23	8:G:140:ASN:HA	1.78	0.65
2:X:718:C:H5''	5:C:81:PRO:HD2	1.79	0.65
2:X:1710:G:O3'	9:H:6:THR:HG23	1.96	0.64
2:X:2817:A:O2'	2:X:2818:A:OP2	2.14	0.64
15:N:93:LYS:O	15:N:97:GLU:N	2.22	0.64
15:N:29:HIS:CD2	15:N:30:THR:HG22	2.33	0.64
2:X:1313:G:OP2	2:X:1689:G:O2'	2.16	0.64
3:Y:21:G:H22	3:Y:58:G:N2	1.95	0.64
1:A:78:VAL:O	1:A:95:VAL:HG12	1.98	0.64
3:Y:4:G:H1	3:Y:111:A:H62	1.46	0.64
2:X:503:A:H2	2:X:517:A:H62	1.44	0.64
2:X:1041:G:H5''	15:N:92:ARG:HH12	1.63	0.64
2:X:1723:A:H2	2:X:1791:G:C8	2.16	0.64
12:K:8:ARG:O	12:K:13:ARG:NH1	2.31	0.64

Continued on next page...

Continued from previous page...

Atom-1	Atom-2	Interatomic distance (Å)	Clash overlap (Å)
1:A:60:ARG:HD3	1:A:85:PRO:HB2	1.80	0.64
2:X:630:G:C6	10:I:30:THR:HG21	2.33	0.64
17:P:20:VAL:HA	17:P:23:LEU:HD12	1.79	0.64
21:T:54:TYR:HD2	21:T:80:LYS:HE3	1.63	0.64
1:A:107:PRO:HA	1:A:196:GLY:H	1.63	0.63
11:J:18:THR:OG1	11:J:19:GLY:N	2.32	0.63
1:A:15:ASN:O	1:A:204:ASN:ND2	2.31	0.63
2:X:876:G:O2'	10:I:36:LYS:HD2	1.97	0.63
2:X:78:U:H2'	2:X:79:U:C6	2.32	0.63
2:X:679:G:H2'	2:X:680:C:C6	2.34	0.63
20:S:75:ALA:HB2	20:S:92:LEU:HB2	1.80	0.63
1:A:209:GLY:HA2	1:A:212:ARG:HB2	1.80	0.63
3:Y:46:A:P	13:L:35:ARG:HH12	2.22	0.63
2:X:1805:U:H2'	2:X:1811:A:H62	1.64	0.63
2:X:418:G:O2'	2:X:419:U:OP2	2.17	0.63
2:X:1089:C:O2	2:X:1091:G:N1	2.31	0.63
25:Z:38:LYS:H	25:Z:38:LYS:HZ2	1.46	0.63
2:X:1037:A:OP1	15:N:50:ARG:NH1	2.32	0.62
2:X:1526:G:N2	2:X:1550:G:H1	1.96	0.62
7:E:136:ILE:HD12	7:E:137:SER:H	1.63	0.62
8:G:14:ARG:HG2	8:G:52:GLY:O	1.99	0.62
20:S:28:PRO:O	20:S:88:HIS:HA	2.00	0.62
2:X:268:A:N6	2:X:473:U:O2'	2.32	0.62
5:C:103:LYS:HA	5:C:106:ARG:NE	2.15	0.62
24:W:5:GLN:HG3	24:W:36:VAL:HG22	1.81	0.62
2:X:956:A:H2'	11:J:11:ARG:NH1	2.10	0.62
2:X:1887:G:H22	2:X:1910:G:H1'	1.63	0.62
2:X:2553:G:O2'	28:4:1:MET:N	2.32	0.62
5:C:149:PRO:HD2	5:C:187:THR:HA	1.82	0.62
18:Q:28:ASP:HA	18:Q:77:LYS:HA	1.80	0.62
2:X:1875:A:H2'	2:X:1876:G:C8	2.34	0.62
3:Y:6:U:OP1	13:L:11:ARG:NH2	2.32	0.62
11:J:69:PHE:HB3	11:J:71:HIS:HE1	1.64	0.62
9:H:88:ARG:O	9:H:90:ASP:N	2.33	0.62
2:X:817:G:H2'	2:X:818:U:H6	1.64	0.62
2:X:1836:A:O2'	2:X:1837:A:O4'	2.17	0.62
2:X:1492:G:O2'	2:X:1574:G:N2	2.32	0.62
1:A:59:LYS:HG2	2:X:1615:G:H4'	1.81	0.61
2:X:501:C:H3'	2:X:502:C:C5'	2.29	0.61
1:A:145:GLU:HA	1:A:152:GLY:HA2	1.82	0.61
2:X:2848:G:H2'	2:X:2849:A:H8	1.63	0.61

Continued on next page...

Continued from previous page...

Atom-1	Atom-2	Interatomic distance (Å)	Clash overlap (Å)
2:X:1515:G:O2'	2:X:1516:C:O5'	2.16	0.61
10:I:128:PHE:HD1	10:I:129:SER:H	1.48	0.61
5:C:50:ALA:HB2	5:C:94:PRO:HD3	1.83	0.61
2:X:1332:C:H4'	12:K:67:ARG:NH2	2.16	0.61
2:X:1599:G:OP1	2:X:1761:G:N2	2.28	0.61
2:X:2050:A:H5'	2:X:2644:C:H4'	1.83	0.61
4:B:26:THR:HG21	4:B:201:VAL:HG12	1.82	0.61
15:N:92:ARG:O	15:N:93:LYS:HB3	1.98	0.61
2:X:2470:C:H2'	2:X:2471:G:C8	2.33	0.61
15:N:9:VAL:HG23	15:N:10:THR:HG23	1.82	0.61
4:B:140:PRO:HG2	4:B:145:SER:HB2	1.83	0.61
15:N:59:LYS:O	15:N:63:THR:HG23	2.01	0.61
2:X:1515:G:H22	2:X:1565:U:H3	1.48	0.61
28:4:14:CYS:HA	28:4:27:CYS:HA	1.82	0.61
4:B:8:ARG:NH2	4:B:54:GLU:OE2	2.33	0.60
2:X:124:A:OP2	26:2:20:ARG:HD3	2.01	0.60
7:E:18:THR:N	7:E:32:GLU:OE2	2.34	0.60
2:X:609:U:O4	16:O:79:ARG:HD3	2.01	0.60
2:X:1041:G:OP1	15:N:92:ARG:HG2	2.01	0.60
2:X:661:U:H1'	2:X:662:G:C8	2.37	0.60
3:Y:79:C:N4	3:Y:92:G:H1	1.99	0.60
8:G:4:THR:HG23	15:N:61:TRP:CZ3	2.36	0.60
9:H:15:GLY:HA3	9:H:50:GLY:HA3	1.84	0.60
2:X:1065:A:H2'	2:X:1067:U:H5'	1.82	0.60
25:Z:28:THR:HG23	25:Z:37:TYR:CE1	2.37	0.60
4:B:95:ASP:O	4:B:97:ASP:N	2.31	0.60
8:G:113:THR:O	8:G:116:GLY:N	2.33	0.60
16:O:22:VAL:HG22	16:O:23:GLU:H	1.66	0.60
20:S:72:VAL:HG12	20:S:93:ALA:HA	1.83	0.60
3:Y:74:G:H22	3:Y:97:A:H61	1.47	0.60
14:M:105:LEU:O	14:M:106:ARG:NH1	2.35	0.60
2:X:528:C:H5''	2:X:529:A:OP1	2.01	0.60
2:X:1773:A:H2'	2:X:1774:A:H8	1.66	0.60
2:X:329:A:N6	2:X:398:C:H42	1.99	0.59
2:X:665:G:H4'	2:X:666:A:H5''	1.82	0.59
2:X:1512:U:H2'	2:X:1513:A:C8	2.37	0.59
2:X:1886:A:N6	2:X:1910:G:O2'	2.35	0.59
2:X:460:C:H2'	2:X:461:A:C8	2.38	0.59
2:X:125:A:N7	2:X:126:A:C6	2.71	0.59
2:X:107:G:H2'	2:X:108:A:H8	1.67	0.59
2:X:630:G:P	10:I:21:ARG:HH22	2.24	0.59

Continued on next page...

Continued from previous page...

Atom-1	Atom-2	Interatomic distance (Å)	Clash overlap (Å)
2:X:1147:A:H2'	2:X:1148:C:O4'	2.02	0.59
2:X:1836:A:H2'	2:X:1837:A:C8	2.37	0.59
2:X:2549:U:O2'	2:X:2674:U:OP1	2.20	0.59
2:X:424:C:H2'	2:X:425:G:C8	2.37	0.59
2:X:1487:G:N2	2:X:1597:U:C2	2.71	0.59
2:X:1793:C:H2'	2:X:1794:C:H6	1.67	0.59
2:X:338:G:H2'	2:X:339:A:H8	1.67	0.59
2:X:999:U:H5''	11:J:87:LYS:HD2	1.85	0.59
2:X:1362:C:OP1	2:X:1691:G:O2'	2.18	0.59
2:X:1488:A:N6	2:X:1595:C:H42	2.00	0.59
2:X:1916:A:H1'	2:X:2114:G:H5'	1.85	0.59
3:Y:113:G:H2'	3:Y:114:C:H5'	1.85	0.59
2:X:1440:A:HO2'	2:X:1514:A:HO2'	1.34	0.59
4:B:100:GLU:O	4:B:103:GLN:HG2	2.02	0.59
2:X:1150:A:H4'	2:X:1150:A:OP1	2.01	0.59
2:X:1513:A:H3'	2:X:1514:A:H8	1.67	0.59
5:C:102:PRO:HB2	5:C:105:MET:HG3	1.83	0.59
15:N:10:THR:CG2	35:N:201:EPE:H71	2.32	0.59
16:O:42:GLY:HA2	16:O:46:VAL:HG12	1.85	0.59
2:X:1415:A:O2'	2:X:1417:G:N7	2.30	0.59
5:C:150:LYS:HA	5:C:188:ASN:OD1	2.02	0.59
8:G:136:GLN:N	8:G:136:GLN:OE1	2.35	0.59
16:O:2:PHE:CE1	16:O:42:GLY:HA3	2.38	0.58
2:X:2120:G:H21	2:X:2225:A:N6	2.00	0.58
2:X:1422:A:O2'	2:X:1423:C:O5'	2.21	0.58
9:H:87:ILE:HG12	9:H:88:ARG:H	1.69	0.58
24:W:50:VAL:HB	24:W:53:LEU:HD11	1.85	0.58
1:A:183:MET:HE2	1:A:269:LEU:HA	1.84	0.58
2:X:3:U:H2'	2:X:4:U:C6	2.38	0.58
4:B:111:VAL:O	4:B:114:ASP:HB2	2.02	0.58
11:J:34:LEU:HB2	11:J:118:LEU:HD13	1.85	0.58
22:U:43:LYS:O	22:U:45:LYS:N	2.36	0.58
25:Z:38:LYS:H	25:Z:38:LYS:NZ	2.00	0.58
2:X:268:A:O2'	2:X:269:G:H4'	2.04	0.58
2:X:1507:A:H2'	2:X:1508:C:H5'	1.85	0.58
2:X:90:A:H8	2:X:90:A:OP1	1.86	0.58
2:X:355:G:O2'	33:X:3498:SPD:H72	2.04	0.58
2:X:1180:G:H1'	2:X:2065:G:H4'	1.86	0.58
2:X:994:A:H5''	3:Y:85:A:N6	2.19	0.58
2:X:1875:A:H2'	2:X:1876:G:H8	1.68	0.58
2:X:2465:U:O2'	2:X:2466:A:H5''	2.03	0.58

Continued on next page...

Continued from previous page...

Atom-1	Atom-2	Interatomic distance (Å)	Clash overlap (Å)
14:M:83:ILE:HD13	14:M:86:ILE:HD11	1.84	0.58
2:X:870:C:HO2'	10:I:50:PHE:HD2	1.50	0.58
2:X:904:G:O2'	2:X:961:G:O6	2.15	0.58
12:K:27:SER:O	12:K:29:ARG:N	2.37	0.58
2:X:95:A:H5'	2:X:96:G:OP2	2.04	0.58
2:X:1508:C:HO2'	2:X:1509:G:C5'	2.16	0.58
4:B:59:TYR:O	4:B:61:LYS:N	2.37	0.58
7:E:74:ASN:O	7:E:83:TYR:OH	2.21	0.58
10:I:57:LEU:HD21	27:3:11:ALA:HB3	1.86	0.58
17:P:7:ALA:HB1	17:P:10:ILE:HD11	1.85	0.58
2:X:187:C:H2'	2:X:188:C:H6	1.69	0.57
2:X:1492:G:N7	2:X:1493:U:H5	2.01	0.57
21:T:57:GLU:HB2	21:T:88:SER:HB3	1.86	0.57
2:X:1300:G:OP2	17:P:99:ARG:NH2	2.37	0.57
2:X:1628:A:H4'	2:X:1628:A:OP1	2.02	0.57
2:X:2331:G:N2	2:X:2339:U:H3	2.02	0.57
2:X:2682:G:O2'	2:X:2683:U:OP2	2.22	0.57
12:K:24:LEU:HG	12:K:121:LEU:HD23	1.86	0.57
2:X:133:A:H61	2:X:146:U:H3	1.52	0.57
2:X:1885:G:H1'	2:X:1911:A:H62	1.69	0.57
5:C:8:LYS:HB2	5:C:8:LYS:NZ	2.17	0.57
9:H:98:ILE:HB	9:H:118:ALA:HA	1.86	0.57
2:X:83:G:H1	2:X:101:G:HO2'	1.53	0.57
2:X:318:A:C6	2:X:319:G:H1'	2.38	0.57
2:X:418:G:O2'	2:X:446:G:N1	2.34	0.57
16:O:74:PHE:HE1	16:O:83:LYS:HB2	1.68	0.57
2:X:811:C:H2'	2:X:812:U:H5'	1.85	0.57
2:X:1821:U:H2'	2:X:1822:C:H6	1.70	0.57
2:X:1998:A:O2'	2:X:1999:G:OP1	2.22	0.57
2:X:2843:A:OP1	4:B:127:PHE:HB2	2.04	0.57
16:O:98:ASP:OD1	16:O:98:ASP:N	2.38	0.57
2:X:498:G:N2	2:X:503:A:H8	1.96	0.57
2:X:506:A:N1	2:X:515:G:H8	2.02	0.57
17:P:71:VAL:HA	17:P:107:VAL:HA	1.86	0.57
18:Q:6:ILE:HG23	18:Q:33:VAL:HG11	1.87	0.57
19:R:4:LYS:HB3	19:R:4:LYS:HZ2	1.69	0.57
2:X:302:A:N6	2:X:450:C:C2	2.72	0.57
2:X:1504:U:HO2'	2:X:1505:G:P	2.28	0.57
20:S:98:GLU:HA	20:S:129:GLU:O	2.05	0.57
20:S:155:THR:O	20:S:155:THR:OG1	2.23	0.57
23:V:39:GLU:HG2	23:V:42:ARG:HE	1.70	0.57

Continued on next page...

Continued from previous page...

Atom-1	Atom-2	Interatomic distance (Å)	Clash overlap (Å)
1:A:156:ARG:N	2:X:1846:A:OP1	2.38	0.57
2:X:15:G:H4'	25:Z:18:THR:HB	1.85	0.57
2:X:2904:U:C5	25:Z:40:SER:HA	2.40	0.57
2:X:645:A:O2'	2:X:647:G:O2'	2.18	0.57
2:X:1498:U:HO2'	2:X:1499:U:H5	1.53	0.57
2:X:319:G:N7	2:X:400:C:N4	2.53	0.57
2:X:1353:A:H2'	2:X:1354:G:C8	2.40	0.57
2:X:1780:G:OP1	14:M:95:ARG:HD2	2.05	0.57
8:G:4:THR:OG1	15:N:61:TRP:HH2	1.88	0.57
9:H:24:VAL:HB	9:H:30:ARG:HD2	1.87	0.57
24:W:39:ASP:OD2	24:W:44:ARG:NH2	2.37	0.57
2:X:529:A:H1'	19:R:55:GLY:HA2	1.87	0.56
2:X:2241:C:H2'	2:X:2242:G:O4'	2.05	0.56
2:X:2370:U:O2'	2:X:2400:U:O2'	2.22	0.56
14:M:26:ASP:O	14:M:49:VAL:HG23	2.05	0.56
15:N:6:GLY:O	35:N:201:EPE:H72	2.04	0.56
16:O:63:ASN:HD21	16:O:96:THR:HB	1.69	0.56
21:T:82:ARG:HH12	21:T:84:LYS:HG3	1.69	0.56
2:X:300:G:N2	2:X:302:A:N7	2.52	0.56
2:X:579:U:H5'	15:N:42:SER:OG	2.04	0.56
2:X:1563:U:H2'	2:X:1564:G:C8	2.40	0.56
2:X:2807:G:N1	8:G:103:GLU:OE1	2.34	0.56
17:P:70:VAL:O	17:P:71:VAL:O	2.23	0.56
2:X:311:U:H3	2:X:404:U:H3	1.54	0.56
2:X:459:C:O2'	2:X:1907:U:O2'	2.23	0.56
2:X:1055:A:H5''	15:N:77:SER:HB2	1.87	0.56
2:X:2495:A:O2'	2:X:2496:A:H8	1.87	0.56
2:X:2784:A:N1	7:E:67:THR:HG21	2.19	0.56
4:B:67:LYS:HA	4:B:86:ARG:NH2	2.19	0.56
7:E:113:VAL:HG21	7:E:151:VAL:HG11	1.87	0.56
19:R:23:VAL:HA	19:R:35:VAL:HA	1.86	0.56
2:X:2290:C:H4'	2:X:2356:A:H4'	1.88	0.56
11:J:40:SER:HB3	11:J:127:VAL:HG12	1.87	0.56
15:N:10:THR:CG2	35:N:201:EPE:H32	2.33	0.56
24:W:10:ARG:HG3	24:W:10:ARG:HH11	1.70	0.56
2:X:107:G:H2'	2:X:108:A:C8	2.41	0.56
7:E:102:ASP:H	7:E:115:ILE:HD13	1.71	0.56
9:H:63:VAL:HB	9:H:106:LEU:HD11	1.86	0.56
10:I:57:LEU:CD1	27:3:12:LYS:CB	2.80	0.56
10:I:95:LEU:H	10:I:112:LEU:HD23	1.71	0.56
2:X:1518:G:H1	2:X:1562:C:N4	2.03	0.56

Continued on next page...

Continued from previous page...

Atom-1	Atom-2	Interatomic distance (Å)	Clash overlap (Å)
15:N:38:GLN:O	15:N:42:SER:HB2	2.06	0.56
2:X:99:U:O2	2:X:101:G:N1	2.37	0.56
2:X:955:A:C4	11:J:15:PRO:HG3	2.40	0.56
2:X:2835:C:H1'	25:Z:39:LEU:HD22	1.88	0.56
11:J:43:THR:N	11:J:46:GLN:OE1	2.33	0.56
2:X:322:A:O2'	2:X:323:C:H5'	2.05	0.56
2:X:2507:C:H2'	2:X:2508:G:H5'	1.87	0.56
8:G:22:GLU:HA	8:G:62:LYS:HB2	1.88	0.56
5:C:135:LYS:O	5:C:139:PHE:N	2.39	0.56
27:3:24:ARG:HD2	27:3:42:ARG:O	2.06	0.56
2:X:657:U:C4	2:X:659:A:N6	2.74	0.56
2:X:2358:G:O2'	2:X:2363:A:N1	2.31	0.56
5:C:7:LEU:HD23	5:C:8:LYS:N	2.20	0.56
2:X:575:G:N3	2:X:575:G:H2'	2.21	0.55
2:X:715:A:H4'	2:X:716:C:C5'	2.36	0.55
2:X:2807:G:C8	32:X:3006:MPD:H13	2.40	0.55
2:X:2877:G:H5'	2:X:2878:U:OP2	2.07	0.55
1:A:65:ILE:HA	1:A:103:TYR:HB2	1.88	0.55
2:X:273:A:OP2	2:X:297:G:N2	2.29	0.55
2:X:638:U:H2'	2:X:639:U:C6	2.40	0.55
2:X:1405:G:H2'	2:X:1406:G:C8	2.41	0.55
2:X:2403:A:C5	13:L:96:ARG:HD2	2.41	0.55
17:P:55:LEU:HD23	17:P:69:LEU:HD12	1.88	0.55
2:X:2026:C:O2	2:X:2714:U:O2'	2.24	0.55
8:G:60:ALA:HB3	8:G:127:GLY:HA2	1.88	0.55
21:T:71:ILE:HD13	21:T:91:ALA:HB2	1.89	0.55
2:X:1053:A:OP2	8:G:40:LYS:NZ	2.35	0.55
2:X:1758:A:N1	2:X:1759:G:N2	2.54	0.55
2:X:1845:U:HO2'	2:X:1846:A:P	2.29	0.55
4:B:128:GLN:HB2	4:B:173:MET:HG3	1.88	0.55
7:E:62:ARG:HA	7:E:65:HIS:HD2	1.72	0.55
2:X:135:G:H1	2:X:144:C:H42	1.53	0.55
2:X:383:A:H2'	2:X:384:G:O4'	2.06	0.55
2:X:1526:G:N2	2:X:1550:G:H22	2.05	0.55
2:X:2479:C:H2'	2:X:2480:A:C8	2.41	0.55
9:H:8:LEU:HD12	9:H:19:VAL:HG23	1.89	0.55
2:X:568:C:O2	2:X:597:U:O2'	2.21	0.55
2:X:955:A:N3	11:J:15:PRO:HG3	2.22	0.55
10:I:128:PHE:HD1	10:I:129:SER:N	2.03	0.55
2:X:613:G:H2'	2:X:2057:A:N7	2.22	0.55
2:X:2112:C:H42	2:X:2261:A:H61	1.54	0.55

Continued on next page...

Continued from previous page...

Atom-1	Atom-2	Interatomic distance (Å)	Clash overlap (Å)
9:H:73:ASP:HB3	14:M:82:LYS:HE3	1.88	0.55
2:X:627:C:C5	35:N:201:EPE:H102	2.42	0.55
8:G:4:THR:HG23	15:N:61:TRP:HZ3	1.70	0.55
14:M:98:LYS:HB3	14:M:100:TYR:HE1	1.72	0.55
2:X:2313:A:H4'	2:X:2314:A:O4'	2.07	0.55
24:W:8:LEU:HB2	24:W:28:LEU:HD13	1.89	0.55
2:X:955:A:N7	2:X:956:A:C5	2.74	0.54
8:G:43:VAL:HG23	15:N:100:ILE:HG12	1.88	0.54
16:O:32:THR:HG22	16:O:61:THR:HG23	1.88	0.54
2:X:1836:A:O2'	2:X:1837:A:O5'	2.24	0.54
8:G:2:ARG:NH2	8:G:2:ARG:HA	2.22	0.54
16:O:20:ILE:HG23	16:O:97:ILE:HD11	1.88	0.54
11:J:134:ARG:HH12	20:S:123:GLN:CD	2.11	0.54
2:X:870:C:H1'	10:I:50:PHE:CE2	2.42	0.54
2:X:1488:A:H61	2:X:1595:C:H42	1.54	0.54
2:X:1576:A:N3	2:X:1577:G:C8	2.76	0.54
16:O:16:GLU:HA	16:O:97:ILE:HB	1.88	0.54
10:I:60:ARG:O	10:I:61:LEU:HG	2.08	0.54
19:R:36:GLU:OE2	19:R:37:GLY:N	2.41	0.54
20:S:51:VAL:O	20:S:55:VAL:HG23	2.07	0.54
1:A:156:ARG:HB2	2:X:1845:U:H3'	1.89	0.54
2:X:111:U:H5'	2:X:112:U:OP2	2.08	0.54
2:X:1821:U:H2'	2:X:1822:C:C6	2.42	0.54
2:X:2725:U:H2'	2:X:2726:C:C6	2.43	0.54
26:2:32:LEU:HD22	26:2:43:LEU:HD23	1.89	0.54
2:X:37:C:H2'	2:X:38:A:C8	2.42	0.54
2:X:627:C:OP2	35:N:201:EPE:O2S	2.24	0.54
2:X:1885:G:HO2'	2:X:1886:A:P	2.30	0.54
4:B:16:PHE:CE1	4:B:22:LEU:HD13	2.43	0.54
22:U:17:ARG:O	22:U:29:TRP:HD1	1.90	0.54
2:X:267:G:H2'	2:X:268:A:H5''	1.89	0.54
2:X:2361:U:OP2	13:L:17:ARG:NH1	2.41	0.54
14:M:94:VAL:HG11	14:M:99:LEU:HD21	1.89	0.54
17:P:11:ARG:HA	17:P:100:THR:HG22	1.89	0.54
2:X:986:G:H5''	10:I:32:GLY:HA2	1.89	0.54
2:X:1658:A:N1	17:P:93:ALA:HB2	2.23	0.54
2:X:1813:A:H1'	2:X:1965:A:N6	2.23	0.54
27:3:22:LEU:CB	27:3:44:LEU:HB3	2.37	0.54
2:X:100:U:H3'	2:X:101:G:H5'	1.89	0.54
2:X:218:G:H4'	2:X:219:A:H4'	1.90	0.54
2:X:1576:A:H4'	2:X:1577:G:OP1	2.08	0.54

Continued on next page...

Continued from previous page...

Atom-1	Atom-2	Interatomic distance (Å)	Clash overlap (Å)
2:X:1762:U:H5'	2:X:1763:U:OP2	2.08	0.54
10:I:85:PHE:HA	10:I:89:THR:HG23	1.89	0.54
2:X:618:A:O2'	2:X:619:U:H5'	2.08	0.53
2:X:1983:U:H1'	2:X:2579:U:OP1	2.07	0.53
2:X:342:A:N1	2:X:365:A:O2'	2.33	0.53
2:X:1366:U:H5''	2:X:1367:C:H5	1.73	0.53
2:X:1733:A:H2'	2:X:1734:A:C8	2.43	0.53
1:A:142:HIS:N	1:A:192:ILE:O	2.41	0.53
2:X:1065:A:H3'	2:X:1065:A:C8	2.44	0.53
2:X:1474:C:H2'	2:X:1475:A:H8	1.73	0.53
9:H:56:ASP:OD1	9:H:56:ASP:N	2.36	0.53
2:X:499:A:N3	2:X:503:A:O2'	2.41	0.53
2:X:2231:C:O2'	2:X:2232:A:H8	1.92	0.53
9:H:13:ASN:CG	9:H:96:THR:H	2.11	0.53
2:X:2232:A:H5'	2:X:2233:C:P	2.48	0.53
2:X:2457:A:N3	2:X:2457:A:H2'	2.24	0.53
2:X:687:G:N2	2:X:690:U:OP2	2.42	0.53
2:X:730:A:C8	2:X:819:A:C6	2.96	0.53
2:X:2732:A:H2'	2:X:2733:A:O4'	2.08	0.53
8:G:21:ALA:HB1	8:G:63:ILE:HD13	1.91	0.53
10:I:29:LYS:O	10:I:30:THR:HB	2.09	0.53
2:X:148:U:H2'	2:X:149:U:C6	2.44	0.53
2:X:1352:C:O2'	2:X:1429:G:O2'	2.25	0.53
27:3:22:LEU:CB	27:3:44:LEU:HD22	2.39	0.53
2:X:59:U:O2'	2:X:74:U:OP2	2.22	0.53
2:X:155:U:H5'	2:X:156:A:OP2	2.09	0.53
1:A:201:GLU:HG3	1:A:202:LEU:HD12	1.91	0.53
2:X:1306:A:C2	2:X:2040:A:C4	2.97	0.53
2:X:1523:G:H1	2:X:1557:C:H42	1.56	0.53
2:X:2058:A:C6	2:X:2525:C:H1'	2.44	0.53
4:B:134:HIS:CE1	4:B:168:LYS:HB2	2.44	0.53
19:R:26:THR:HA	19:R:33:VAL:HG12	1.91	0.53
23:V:25:LEU:HD11	23:V:29:ARG:NH1	2.24	0.53
2:X:309:U:O2'	2:X:310:C:OP2	2.19	0.53
2:X:415:U:H5'	2:X:416:G:OP1	2.09	0.52
2:X:620:G:C6	2:X:621:A:N6	2.77	0.52
2:X:1514:A:H3'	2:X:1515:G:H8	1.74	0.52
2:X:1518:G:N2	2:X:1562:C:N3	2.52	0.52
4:B:119:THR:CB	4:B:179:THR:HG22	2.38	0.52
4:B:182:ASN:O	4:B:183:LEU:HD23	2.09	0.52
8:G:39:GLY:C	8:G:41:ASN:H	2.12	0.52

Continued on next page...

Continued from previous page...

Atom-1	Atom-2	Interatomic distance (Å)	Clash overlap (Å)
18:Q:16:SER:O	18:Q:20:MET:HG3	2.10	0.52
2:X:955:A:C6	11:J:15:PRO:HD3	2.44	0.52
2:X:1349:U:H4'	2:X:1350:U:O5'	2.08	0.52
2:X:1823:U:H2'	2:X:1824:C:C6	2.43	0.52
2:X:2271:U:O2'	2:X:2272:U:H5'	2.09	0.52
2:X:2507:C:C2'	2:X:2508:G:H5'	2.39	0.52
3:Y:69:C:H42	3:Y:102:A:H61	1.58	0.52
2:X:460:C:H2'	2:X:461:A:H8	1.72	0.52
2:X:1930:G:H2'	2:X:1931:G:H8	1.75	0.52
2:X:870:C:H1'	10:I:50:PHE:HE2	1.74	0.52
2:X:2268:A:H2'	2:X:2269:G:C8	2.44	0.52
2:X:858:U:H2'	2:X:859:C:C6	2.44	0.52
2:X:2760:A:C2	4:B:216:LYS:HB2	2.45	0.52
4:B:119:THR:HA	4:B:179:THR:HG22	1.90	0.52
17:P:30:ALA:HA	17:P:33:ILE:HD12	1.90	0.52
21:T:81:GLY:O	21:T:82:ARG:NE	2.42	0.52
2:X:38:A:H2'	2:X:39:C:O4'	2.10	0.52
2:X:416:G:OP2	2:X:469:A:N6	2.42	0.52
2:X:668:C:H2'	2:X:669:C:C6	2.45	0.52
2:X:1733:A:H2'	2:X:1734:A:H8	1.74	0.52
2:X:1862:G:H1	2:X:1957:G:H21	1.58	0.52
2:X:2819:C:H42	2:X:2824:G:H1	1.58	0.52
3:Y:74:G:H1	3:Y:97:A:H62	1.57	0.52
2:X:142:G:N2	2:X:1640:U:O3'	2.29	0.52
2:X:627:C:OP2	35:N:201:EPE:C6	2.57	0.52
2:X:719:G:H1'	5:C:74:ARG:HE	1.73	0.52
2:X:1516:C:H42	2:X:1564:G:H1	1.56	0.52
2:X:1211:G:H2'	2:X:1212:U:C6	2.44	0.52
2:X:1770:C:O2'	2:X:1771:A:H8	1.93	0.52
2:X:2018:U:O2'	2:X:2019:G:H5'	2.09	0.52
2:X:2581:U:H2'	2:X:2582:U:C6	2.45	0.52
6:D:105:SER:O	6:D:105:SER:OG	2.27	0.52
7:E:90:VAL:O	7:E:160:LYS:HA	2.10	0.52
11:J:55:THR:HG22	11:J:64:VAL:HG11	1.92	0.52
15:N:61:TRP:CD2	15:N:93:LYS:HB2	2.45	0.52
2:X:721:A:H8	2:X:2096:G:H21	1.57	0.52
18:Q:49:LYS:HE2	18:Q:50:VAL:H	1.74	0.52
2:X:17:G:H5''	25:Z:11:THR:HG21	1.92	0.52
2:X:1013:U:H2'	2:X:1014:U:C6	2.45	0.52
2:X:2286:G:H1'	2:X:2454:C:C2	2.44	0.52
4:B:20:GLY:O	9:H:73:ASP:HA	2.10	0.52

Continued on next page...

Continued from previous page...

Atom-1	Atom-2	Interatomic distance (Å)	Clash overlap (Å)
1:A:169:GLY:O	1:A:171:TYR:N	2.43	0.51
2:X:955:A:N7	2:X:956:A:C6	2.79	0.51
13:L:30:ARG:HD2	13:L:45:ILE:HD12	1.92	0.51
15:N:6:GLY:HA3	35:N:201:EPE:H52	1.92	0.51
2:X:1315:C:OP1	12:K:32:THR:HG23	2.10	0.51
3:Y:3:U:H3	3:Y:112:G:H1	1.58	0.51
14:M:48:VAL:O	14:M:63:VAL:HA	2.10	0.51
2:X:1492:G:C8	2:X:1493:U:H5	2.29	0.51
4:B:215:ILE:O	4:B:216:LYS:HG2	2.10	0.51
5:C:8:LYS:NZ	5:C:12:THR:O	2.43	0.51
5:C:190:ASP:OD1	5:C:191:SER:N	2.39	0.51
17:P:14:PRO:O	17:P:18:ARG:HG3	2.10	0.51
1:A:43:ARG:HG3	1:A:49:LEU:HA	1.93	0.51
2:X:1336:G:N1	2:X:1684:A:OP2	2.36	0.51
2:X:1471:A:H1'	2:X:1472:C:C4	2.45	0.51
2:X:1508:C:O2'	2:X:1509:G:O5'	2.28	0.51
2:X:2109:A:H2'	2:X:2110:G:O4'	2.10	0.51
4:B:67:LYS:HA	4:B:86:ARG:HH22	1.76	0.51
4:B:169:MET:HB2	4:B:170:PRO:CD	2.41	0.51
9:H:100:GLY:H	9:H:119:PRO:HG2	1.76	0.51
1:A:156:ARG:NH1	2:X:1844:G:OP2	2.43	0.51
2:X:804:G:O2'	2:X:805:G:H5'	2.10	0.51
4:B:107:VAL:HG21	4:B:193:LYS:HA	1.93	0.51
2:X:234:C:O2'	2:X:235:G:C8	2.59	0.51
2:X:280:C:H2'	2:X:281:A:C8	2.44	0.51
2:X:1383:G:N2	2:X:1644:C:O2	2.26	0.51
2:X:1526:G:C8	2:X:1527:A:C6	2.98	0.51
2:X:2126:C:H2'	2:X:2127:G:H8	1.75	0.51
2:X:2736:G:H2'	2:X:2737:C:C6	2.46	0.51
2:X:179:A:OP2	2:X:179:A:H8	1.94	0.51
2:X:1353:A:H2'	2:X:1354:G:H8	1.75	0.51
2:X:2052:C:H5'	4:B:162:ARG:HH21	1.75	0.51
2:X:2687:A:H2'	2:X:2688:G:O4'	2.11	0.51
5:C:65:TRP:CZ2	5:C:75:GLN:HG3	2.45	0.51
12:K:29:ARG:HB3	12:K:120:GLU:HB3	1.93	0.51
15:N:10:THR:HA	15:N:13:ARG:HB2	1.93	0.51
2:X:895:U:O2	24:W:46:GLN:NE2	2.43	0.51
2:X:1000:G:H2'	2:X:1001:A:H2'	1.93	0.51
2:X:1017:A:H8	2:X:1017:A:OP1	1.93	0.51
2:X:1526:G:H21	2:X:1550:G:H22	1.58	0.51
2:X:2646:U:O2	4:B:169:MET:HE1	2.11	0.51

Continued on next page...

Continued from previous page...

Atom-1	Atom-2	Interatomic distance (Å)	Clash overlap (Å)
3:Y:4:G:N3	3:Y:112:G:N2	2.59	0.51
2:X:51:G:O2'	2:X:118:A:N1	2.31	0.51
2:X:774:G:H2'	2:X:1802:U:H1'	1.92	0.51
2:X:1185:U:H4'	2:X:1186:A:O4'	2.10	0.51
2:X:1490:G:O2'	2:X:1491:C:O4'	2.29	0.51
2:X:1507:A:C2'	2:X:1508:C:H5'	2.40	0.51
2:X:2442:G:H4'	10:I:59:ARG:O	2.11	0.51
2:X:173:A:H2'	2:X:174:U:C6	2.46	0.51
2:X:363:A:H4'	2:X:365:A:C8	2.46	0.51
2:X:1378:U:H3'	2:X:1434:U:O2	2.11	0.51
2:X:2059:G:N2	2:X:2599:A:OP2	2.43	0.51
3:Y:38:U:HO2'	3:Y:43:A:N6	2.08	0.51
15:N:10:THR:OG1	35:N:201:EPE:H31	2.11	0.51
2:X:657:U:O2	2:X:657:U:H2'	2.10	0.50
2:X:1072:A:N3	2:X:2513:G:O2'	2.36	0.50
3:Y:22:G:N2	3:Y:26:C:N3	2.59	0.50
9:H:4:GLN:OE1	9:H:23:LYS:NZ	2.45	0.50
12:K:61:ASN:HA	12:K:64:LYS:HE3	1.93	0.50
17:P:65:ASN:HD22	17:P:65:ASN:H	1.59	0.50
1:A:43:ARG:HE	1:A:49:LEU:HD12	1.77	0.50
2:X:658:A:H3'	2:X:659:A:C5'	2.41	0.50
2:X:1176:U:H6	2:X:1176:U:H5'	1.77	0.50
2:X:1887:G:O6	2:X:1910:G:N2	2.45	0.50
2:X:2289:U:H2'	2:X:2290:C:H6	1.76	0.50
2:X:2479:C:C4	2:X:2480:A:C6	2.99	0.50
10:I:19:VAL:CG2	10:I:30:THR:HG23	2.42	0.50
2:X:1542:C:H3'	2:X:1543:G:H5''	1.94	0.50
2:X:2257:G:H2'	2:X:2258:U:H6	1.76	0.50
2:X:2811:U:H2'	2:X:2812:U:C6	2.46	0.50
3:Y:91:C:H2'	3:Y:92:G:C8	2.46	0.50
4:B:88:ILE:O	4:B:89:ARG:NH2	2.43	0.50
4:B:119:THR:CA	4:B:179:THR:HG22	2.41	0.50
14:M:82:LYS:NZ	14:M:82:LYS:HB3	2.26	0.50
14:M:98:LYS:HB3	14:M:100:TYR:CE1	2.46	0.50
2:X:201:C:H5'	2:X:2271:U:OP1	2.12	0.50
5:C:29:ASN:OD1	5:C:32:VAL:HG23	2.12	0.50
8:G:112:SER:O	8:G:112:SER:OG	2.25	0.50
12:K:70:GLU:O	12:K:72:LEU:N	2.45	0.50
15:N:76:TYR:CZ	15:N:80:MET:HG3	2.46	0.50
20:S:105:PRO:HD2	20:S:124:PRO:HA	1.93	0.50
2:X:17:G:OP1	25:Z:11:THR:HG22	2.11	0.50

Continued on next page...

Continued from previous page...

Atom-1	Atom-2	Interatomic distance (Å)	Clash overlap (Å)
2:X:422:G:H1	2:X:444:C:H42	1.58	0.50
2:X:1041:G:H5''	15:N:92:ARG:NH1	2.26	0.50
2:X:1746:G:H2'	2:X:1747:G:H8	1.76	0.50
19:R:39:ASN:O	19:R:39:ASN:ND2	2.41	0.50
27:3:53:SER:O	27:3:56:LYS:HG2	2.12	0.50
2:X:2043:U:H2'	2:X:2044:C:C6	2.47	0.50
2:X:2539:C:H2'	2:X:2540:A:O4'	2.12	0.50
9:H:120:GLU:OE1	14:M:67:SER:OG	2.28	0.50
15:N:27:SER:HB2	15:N:31:LEU:HG	1.94	0.50
27:3:24:ARG:HG2	27:3:24:ARG:HH11	1.77	0.50
2:X:581:A:H4'	15:N:57:PHE:HE1	1.76	0.50
2:X:704:U:H2'	2:X:705:U:O4'	2.12	0.50
2:X:1337:A:H4'	2:X:1338:U:H5''	1.94	0.50
2:X:1405:G:H2'	2:X:1406:G:H8	1.75	0.50
2:X:1922:C:H2'	2:X:1923:A:H8	1.76	0.50
21:T:56:GLY:H	21:T:59:VAL:HB	1.76	0.50
1:A:241:ILE:HG13	2:X:1929:C:H5''	1.94	0.50
2:X:132:C:H2'	2:X:133:A:O4'	2.12	0.50
2:X:1392:G:C6	2:X:1393:C:C4	3.00	0.50
2:X:1873:G:O2'	2:X:1874:A:O4'	2.20	0.50
19:R:49:GLN:O	19:R:51:ASN:N	2.42	0.50
2:X:64:A:H2	18:Q:68:TYR:CD2	2.30	0.50
2:X:683:G:C2	2:X:696:G:C4	3.00	0.50
2:X:897:A:H2'	2:X:898:U:H6	1.75	0.50
2:X:90:A:OP1	2:X:90:A:C8	2.65	0.49
2:X:194:A:H2'	2:X:195:C:C6	2.47	0.49
2:X:1336:G:O2'	2:X:1684:A:N6	2.45	0.49
2:X:1378:U:OP1	2:X:1434:U:N3	2.41	0.49
2:X:2904:U:H5	25:Z:40:SER:HA	1.75	0.49
5:C:8:LYS:HA	5:C:14:SER:H	1.77	0.49
9:H:64:ARG:NH1	9:H:101:PRO:O	2.41	0.49
14:M:51:LYS:HD3	14:M:100:TYR:OH	2.12	0.49
26:2:22:ARG:O	26:2:28:GLY:HA3	2.12	0.49
2:X:896:U:H2'	2:X:897:A:H8	1.77	0.49
2:X:1514:A:H3'	2:X:1515:G:C8	2.47	0.49
2:X:2803:A:C2	2:X:2805:A:C4	3.01	0.49
11:J:75:THR:HG21	11:J:87:LYS:HB2	1.94	0.49
12:K:23:SER:O	12:K:24:LEU:HB3	2.11	0.49
24:W:8:LEU:HD12	24:W:53:LEU:O	2.11	0.49
2:X:2:A:H4'	2:X:3:U:O4'	2.13	0.49
4:B:16:PHE:HB2	14:M:14:GLN:HE21	1.77	0.49

Continued on next page...

Continued from previous page...

Atom-1	Atom-2	Interatomic distance (Å)	Clash overlap (Å)
8:G:88:ILE:O	8:G:89:THR:HB	2.12	0.49
11:J:66:ILE:HG12	11:J:104:PHE:HE1	1.75	0.49
2:X:204:C:H1'	2:X:253:G:O6	2.12	0.49
2:X:683:G:N1	2:X:696:G:C5	2.80	0.49
2:X:799:U:H2'	2:X:800:G:H8	1.76	0.49
2:X:1197:C:H2'	2:X:1198:G:O4'	2.12	0.49
2:X:1261:G:OP2	16:O:89:ARG:NH1	2.45	0.49
2:X:1635:A:H2'	2:X:1635:A:N3	2.26	0.49
2:X:1986:G:H2'	2:X:1987:A:O4'	2.13	0.49
8:G:77:ARG:O	8:G:85:ILE:HD12	2.12	0.49
14:M:106:ARG:HA	14:M:106:ARG:NH1	2.27	0.49
15:N:8:THR:H	35:N:201:EPE:H81	1.78	0.49
1:A:181:VAL:HG23	1:A:271:VAL:HB	1.95	0.49
2:X:379:C:H2'	2:X:380:U:H6	1.77	0.49
2:X:787:U:H2'	2:X:788:A:C8	2.48	0.49
2:X:955:A:C2	11:J:15:PRO:HB3	2.47	0.49
2:X:2299:U:H5''	2:X:2300:A:OP1	2.11	0.49
10:I:65:GLY:O	10:I:93:PRO:HB2	2.11	0.49
12:K:53:LYS:HB3	12:K:55:ASP:OD1	2.13	0.49
17:P:71:VAL:C	17:P:108:SER:H	2.16	0.49
19:R:56:ILE:HB	19:R:58:GLU:HG2	1.94	0.49
21:T:88:SER:HB2	21:T:90:TYR:HE1	1.76	0.49
24:W:18:THR:HB	24:W:49:LYS:NZ	2.28	0.49
2:X:633:A:H2'	2:X:634:C:O4'	2.13	0.49
11:J:93:TRP:O	11:J:94:ILE:HD13	2.12	0.49
1:A:230:HIS:CD2	1:A:249:PRO:HG3	2.48	0.49
2:X:609:U:H2'	2:X:610:U:O4'	2.13	0.49
2:X:635:G:O2'	27:3:3:LYS:HA	2.13	0.49
2:X:747:U:H2'	2:X:748:U:C6	2.47	0.49
2:X:1259:U:H2'	2:X:1260:C:H6	1.78	0.49
2:X:1527:A:H2	2:X:1549:C:C4	2.31	0.49
5:C:181:LEU:HD23	5:C:181:LEU:O	2.13	0.49
7:E:44:LYS:HE3	7:E:56:SER:CB	2.43	0.49
8:G:39:GLY:O	8:G:41:ASN:N	2.42	0.49
13:L:44:ILE:O	13:L:53:LEU:HD12	2.12	0.49
18:Q:34:ASN:O	18:Q:38:VAL:HG23	2.12	0.49
19:R:80:ARG:CZ	19:R:96:LYS:HA	2.43	0.49
19:R:84:LYS:HA	19:R:90:LYS:O	2.13	0.49
25:Z:28:THR:HG23	25:Z:37:TYR:HE1	1.77	0.49
2:X:157:U:H2'	2:X:158:G:H8	1.76	0.49
2:X:94:A:H2'	2:X:95:A:O4'	2.13	0.49

Continued on next page...

Continued from previous page...

Atom-1	Atom-2	Interatomic distance (Å)	Clash overlap (Å)
2:X:425:G:H1	2:X:441:C:H42	1.59	0.49
2:X:1498:U:O2'	2:X:1499:U:H5	1.94	0.49
2:X:2362:A:OP2	13:L:17:ARG:HG2	2.12	0.49
2:X:2446:U:H2'	2:X:2447:C:C6	2.47	0.49
3:Y:12:U:OP2	3:Y:68:A:O2'	2.28	0.49
2:X:12:U:H2'	2:X:12:U:O2	2.12	0.49
2:X:266:A:H2'	2:X:267:G:O4'	2.13	0.49
2:X:2627:A:O2'	2:X:2628:C:H5'	2.13	0.49
3:Y:76:A:C2	3:Y:96:G:C4	3.01	0.49
10:I:57:LEU:HD11	27:3:12:LYS:CA	2.43	0.49
13:L:29:PRO:HD2	13:L:88:GLY:HA2	1.95	0.49
2:X:267:G:C2'	2:X:268:A:H5''	2.42	0.48
2:X:945:A:O2'	2:X:946:A:H5'	2.13	0.48
2:X:1487:G:C2	2:X:1597:U:O2	2.65	0.48
2:X:1597:U:O3'	2:X:1767:G:N2	2.46	0.48
9:H:30:ARG:HD3	9:H:32:THR:O	2.13	0.48
2:X:654:C:H42	2:X:662:G:H1	1.60	0.48
2:X:1304:G:H5''	25:Z:20:PHE:CE2	2.48	0.48
2:X:1973:U:H2'	2:X:1974:C:C6	2.48	0.48
8:G:79:SER:OG	8:G:81:HIS:HB2	2.12	0.48
12:K:14:LYS:O	12:K:18:ARG:HG3	2.12	0.48
12:K:74:GLU:O	12:K:76:GLU:N	2.46	0.48
2:X:767:A:H2'	2:X:768:A:H8	1.78	0.48
2:X:1815:C:H2'	2:X:1816:A:O4'	2.13	0.48
2:X:1932:C:O2'	2:X:1956:G:N7	2.44	0.48
10:I:19:VAL:HG21	10:I:30:THR:HG23	1.95	0.48
18:Q:50:VAL:O	18:Q:82:LEU:HD23	2.13	0.48
2:X:514:G:C2'	2:X:515:G:H5'	2.43	0.48
2:X:538:G:OP2	33:X:3494:SPD:H91	2.14	0.48
2:X:719:G:OP1	5:C:76:GLY:HA3	2.13	0.48
2:X:2842:G:H2'	2:X:2843:A:H5''	1.95	0.48
2:X:278:A:H2'	2:X:279:A:C8	2.47	0.48
2:X:810:A:H2'	2:X:811:C:C6	2.49	0.48
2:X:1560:A:H4'	32:X:3004:MPD:H12	1.95	0.48
2:X:1770:C:O2'	2:X:1771:A:OP2	2.30	0.48
2:X:1806:U:C5	2:X:1811:A:N7	2.81	0.48
2:X:2257:G:O3'	22:U:32:ASN:HB3	2.13	0.48
4:B:53:PHE:CG	4:B:54:GLU:N	2.81	0.48
4:B:118:VAL:HG23	4:B:180:VAL:HG23	1.94	0.48
5:C:148:GLN:HB2	5:C:186:ILE:O	2.13	0.48
15:N:66:ASN:O	15:N:70:ARG:HG2	2.14	0.48

Continued on next page...

Continued from previous page...

Atom-1	Atom-2	Interatomic distance (Å)	Clash overlap (Å)
22:U:29:TRP:CG	22:U:30:ASN:N	2.81	0.48
1:A:79:ASP:HB3	1:A:93:LEU:O	2.13	0.48
2:X:994:A:H5''	3:Y:85:A:H61	1.76	0.48
2:X:1540:U:H1'	2:X:1625:U:H4'	1.94	0.48
2:X:1699:A:H1'	4:B:127:PHE:CE1	2.48	0.48
2:X:2646:U:H5''	4:B:165:LYS:HA	1.95	0.48
4:B:67:LYS:HD2	4:B:68:TYR:CE1	2.48	0.48
9:H:102:VAL:O	9:H:121:VAL:HA	2.13	0.48
10:I:70:ASN:O	10:I:72:LYS:N	2.45	0.48
2:X:683:G:N2	2:X:697:U:C6	2.81	0.48
2:X:719:G:H1'	5:C:74:ARG:NE	2.28	0.48
2:X:998:G:C5	2:X:999:U:C5	3.02	0.48
2:X:2082:C:OP1	25:Z:5:LYS:NZ	2.38	0.48
2:X:2357:G:O3'	21:T:52:LYS:HE3	2.13	0.48
2:X:317:G:H2'	2:X:318:A:O4'	2.13	0.48
2:X:514:G:H2'	2:X:515:G:H5'	1.94	0.48
2:X:1494:G:C8	2:X:1495:C:C5	2.99	0.48
2:X:187:C:H2'	2:X:188:C:C6	2.49	0.48
2:X:888:G:N2	2:X:980:U:C2	2.82	0.48
2:X:1522:G:H2'	2:X:1523:G:H8	1.78	0.48
3:Y:65:G:O6	3:Y:105:G:N2	2.44	0.48
3:Y:90:C:H2'	3:Y:91:C:C6	2.49	0.48
3:Y:103:A:H2'	3:Y:104:C:O4'	2.13	0.48
5:C:140:LYS:HA	5:C:142:VAL:HG12	1.95	0.48
19:R:75:THR:HB	19:R:76:ASN:ND2	2.29	0.48
21:T:29:LEU:H	21:T:29:LEU:HD12	1.79	0.48
24:W:12:VAL:HG12	24:W:20:ARG:HG2	1.96	0.48
2:X:226:A:O2'	2:X:466:C:O2	2.32	0.48
2:X:731:U:H5	2:X:833:A:H61	1.58	0.48
2:X:987:U:OP1	10:I:33:ARG:HB3	2.14	0.48
2:X:1088:C:H5'	2:X:1089:C:OP1	2.13	0.48
12:K:6:LEU:HA	12:K:13:ARG:HD3	1.96	0.48
12:K:51:GLY:HA2	12:K:86:PHE:CE2	2.49	0.48
20:S:22:ARG:NE	20:S:87:THR:HG23	2.29	0.48
2:X:606:G:H22	2:X:621:A:H2	1.61	0.47
3:Y:1:U:O2'	3:Y:2:C:OP2	2.29	0.47
7:E:84:VAL:HG23	7:E:134:GLU:H	1.78	0.47
23:V:63:GLU:HA	23:V:66:LYS:NZ	2.28	0.47
25:Z:8:THR:HG22	25:Z:12:ARG:HB3	1.96	0.47
2:X:24:G:H2'	2:X:25:U:H6	1.79	0.47
2:X:660:A:N3	2:X:660:A:O4'	2.47	0.47

Continued on next page...

Continued from previous page...

Atom-1	Atom-2	Interatomic distance (Å)	Clash overlap (Å)
2:X:665:G:H4'	2:X:666:A:C5'	2.44	0.47
2:X:1700:C:H2'	2:X:1701:U:C6	2.49	0.47
2:X:1700:C:H2'	2:X:1701:U:H6	1.78	0.47
15:N:58:ARG:HA	15:N:61:TRP:CD1	2.48	0.47
20:S:76:ASP:CG	20:S:77:TYR:H	2.18	0.47
1:A:223:SER:OG	2:X:1853:C:H5''	2.15	0.47
2:X:3:U:H2'	2:X:4:U:H6	1.78	0.47
2:X:2856:U:H2'	2:X:2857:A:H8	1.79	0.47
9:H:13:ASN:OD1	9:H:96:THR:N	2.42	0.47
15:N:66:ASN:OD1	15:N:70:ARG:NH1	2.47	0.47
18:Q:55:ILE:HD11	18:Q:76:ARG:NE	2.29	0.47
2:X:294:G:C2	2:X:295:G:C8	3.02	0.47
2:X:437:A:O2'	2:X:456:G:OP1	2.25	0.47
2:X:706:U:O2'	10:I:13:ARG:HA	2.14	0.47
2:X:841:C:H2'	2:X:842:U:C6	2.49	0.47
2:X:1259:U:H2'	2:X:1260:C:C6	2.49	0.47
2:X:2712:G:OP1	14:M:51:LYS:NZ	2.48	0.47
20:S:136:ASN:O	20:S:138:PRO:HD3	2.14	0.47
2:X:1488:A:H61	2:X:1595:C:N4	2.11	0.47
2:X:1963:A:OP2	2:X:1988:C:N4	2.48	0.47
2:X:2675:G:H2'	2:X:2676:U:C6	2.50	0.47
8:G:94:ARG:HA	8:G:98:PRO:HB3	1.96	0.47
2:X:331:G:O2'	2:X:332:A:O5'	2.31	0.47
2:X:566:U:H2'	2:X:567:G:N7	2.28	0.47
2:X:829:U:C5	2:X:837:G:C5	3.03	0.47
2:X:1515:G:HO2'	2:X:1516:C:P	2.37	0.47
2:X:1575:A:N3	2:X:1576:A:H5'	2.30	0.47
2:X:2856:U:H2'	2:X:2857:A:C8	2.50	0.47
3:Y:21:G:H22	3:Y:58:G:H22	1.62	0.47
2:X:627:C:H5	35:N:201:EPE:H102	1.77	0.47
2:X:1336:G:H5''	2:X:1337:A:OP1	2.15	0.47
2:X:1474:C:H2'	2:X:1475:A:C8	2.48	0.47
2:X:1478:A:H61	2:X:1605:A:H62	1.61	0.47
2:X:1511:C:H5'	2:X:1512:U:OP1	2.14	0.47
2:X:1575:A:H2'	2:X:1576:A:C5'	2.45	0.47
2:X:2289:U:H2'	2:X:2290:C:C6	2.50	0.47
2:X:2642:U:C2	25:Z:4:PRO:HA	2.49	0.47
3:Y:6:U:H3	3:Y:109:C:H42	1.63	0.47
10:I:70:ASN:C	10:I:72:LYS:H	2.17	0.47
13:L:30:ARG:HD2	13:L:45:ILE:CD1	2.44	0.47
17:P:6:VAL:HG22	17:P:104:THR:HG23	1.97	0.47

Continued on next page...

Continued from previous page...

Atom-1	Atom-2	Interatomic distance (Å)	Clash overlap (Å)
18:Q:51:ALA:HB3	18:Q:81:THR:O	2.15	0.47
19:R:72:ASP:N	19:R:73:PRO:HD2	2.29	0.47
20:S:26:LYS:HE3	20:S:26:LYS:HB2	1.68	0.47
21:T:83:ASP:OD1	21:T:84:LYS:N	2.42	0.47
24:W:15:ARG:HD3	24:W:53:LEU:HD23	1.97	0.47
2:X:1885:G:O2'	2:X:1886:A:O5'	2.28	0.47
2:X:2519:U:H2'	2:X:2520:U:C6	2.49	0.47
2:X:2882:A:C6	2:X:2883:U:C4	3.02	0.47
12:K:22:THR:OG1	12:K:67:ARG:HB2	2.15	0.47
2:X:909:G:C6	2:X:910:C:N4	2.82	0.47
8:G:25:THR:HB	8:G:28:ARG:HG3	1.95	0.47
10:I:12:SER:OG	10:I:13:ARG:HG3	2.15	0.47
15:N:78:ARG:CB	15:N:78:ARG:HH11	2.28	0.47
15:N:93:LYS:CA	15:N:96:SER:HB3	2.45	0.47
2:X:58:G:N2	2:X:70:G:C4	2.83	0.47
2:X:523:A:H2'	2:X:524:A:C8	2.50	0.47
2:X:1331:C:H5''	12:K:69:VAL:HG13	1.96	0.47
2:X:1379:A:C6	2:X:1382:C:N3	2.83	0.47
2:X:1820:G:O2'	2:X:1927:A:N1	2.43	0.47
2:X:2688:G:H2'	2:X:2689:A:C8	2.49	0.47
2:X:2783:U:H3'	28:4:19:ARG:O	2.15	0.47
20:S:95:ASN:OD1	20:S:96:MET:N	2.48	0.47
2:X:233:U:O2'	2:X:234:C:H5'	2.15	0.46
2:X:379:C:C2	2:X:380:U:C5	3.03	0.46
2:X:1015:C:O2'	2:X:1027:A:N3	2.44	0.46
2:X:1211:G:H2'	2:X:1212:U:H6	1.80	0.46
2:X:1357:G:C2	2:X:1366:U:H5'	2.51	0.46
2:X:1510:U:H3	2:X:1571:G:H22	1.62	0.46
2:X:1514:A:H61	2:X:1567:A:H1'	1.80	0.46
2:X:2903:A:H5''	2:X:2904:U:H5'	1.97	0.46
3:Y:68:A:C2	3:Y:103:A:N1	2.83	0.46
13:L:45:ILE:HG22	13:L:51:VAL:O	2.15	0.46
19:R:32:ARG:HB3	19:R:64:HIS:HA	1.98	0.46
2:X:1528:G:H1	2:X:1547:C:H42	1.62	0.46
2:X:1876:G:H2'	2:X:1877:G:C8	2.51	0.46
2:X:2026:C:H5''	2:X:2750:C:O2'	2.16	0.46
4:B:33:ASN:HB2	4:B:105:VAL:CG2	2.45	0.46
20:S:27:VAL:HG12	20:S:28:PRO:O	2.14	0.46
1:A:11:ASN:OD1	1:A:14:ARG:NH1	2.48	0.46
2:X:868:A:H2'	2:X:869:G:C8	2.50	0.46
2:X:1036:C:H2'	2:X:1037:A:H8	1.81	0.46

Continued on next page...

Continued from previous page...

Atom-1	Atom-2	Interatomic distance (Å)	Clash overlap (Å)
2:X:1651:C:H4'	2:X:1652:A:O5'	2.15	0.46
2:X:1869:G:C2	2:X:1928:A:C2	3.04	0.46
2:X:2011:U:H2'	2:X:2012:G:C8	2.51	0.46
2:X:2338:A:H3'	2:X:2339:U:H5	1.81	0.46
3:Y:63:U:O2'	3:Y:64:A:H5'	2.15	0.46
5:C:110:LEU:HA	5:C:110:LEU:HD23	1.51	0.46
8:G:49:VAL:O	8:G:51:THR:HG22	2.15	0.46
35:N:201:EPE:H82	35:N:201:EPE:H51	1.61	0.46
19:R:86:VAL:CB	19:R:90:LYS:HG3	2.46	0.46
2:X:2:A:H4'	2:X:3:U:H5'	1.98	0.46
2:X:659:A:O2'	2:X:660:A:H4'	2.15	0.46
2:X:1151:G:H2'	2:X:1152:U:H6	1.81	0.46
2:X:1395:G:C6	2:X:1408:G:N7	2.84	0.46
2:X:2912:A:H4'	2:X:2913:G:O4'	2.16	0.46
3:Y:21:G:N2	3:Y:58:G:H22	2.13	0.46
4:B:106:SER:O	4:B:109:THR:HG23	2.15	0.46
17:P:24:ILE:HD12	17:P:24:ILE:HA	1.80	0.46
24:W:37:VAL:HG11	24:W:43:ILE:HG12	1.96	0.46
25:Z:39:LEU:O	25:Z:41:HIS:ND1	2.48	0.46
2:X:38:A:H1'	5:C:48:THR:O	2.16	0.46
2:X:257:G:N7	27:3:5:LYS:HE3	2.31	0.46
2:X:515:G:H1	26:2:38:LYS:NZ	2.14	0.46
2:X:579:U:H2'	2:X:580:C:C6	2.50	0.46
2:X:955:A:C2	11:J:15:PRO:HG3	2.51	0.46
2:X:1848:A:H2'	2:X:1849:G:C8	2.50	0.46
2:X:2078:A:C2	2:X:2079:G:O6	2.69	0.46
10:I:47:ARG:HE	10:I:47:ARG:HB2	1.55	0.46
14:M:34:ILE:CD1	14:M:43:GLN:HG3	2.45	0.46
17:P:80:PRO:O	17:P:100:THR:OG1	2.28	0.46
1:A:153:GLN:HB3	2:X:1845:U:C4	2.51	0.46
2:X:39:C:O2'	2:X:658:A:N1	2.42	0.46
2:X:291:G:H2'	2:X:292:U:C6	2.51	0.46
2:X:1016:G:O5'	2:X:1016:G:H8	1.99	0.46
2:X:2670:G:OP2	33:X:3493:SPD:H72	2.15	0.46
5:C:103:LYS:HA	5:C:106:ARG:HE	1.80	0.46
24:W:10:ARG:HG3	24:W:10:ARG:NH1	2.30	0.46
2:X:684:U:H2'	2:X:685:C:H6	1.80	0.46
2:X:1093:C:H3'	2:X:1094:A:H8	1.80	0.46
2:X:1539:A:H2'	2:X:1540:U:C5	2.51	0.46
2:X:1609:U:H2'	2:X:1610:G:C8	2.50	0.46
4:B:133:ARG:HH11	4:B:171:GLY:N	2.13	0.46

Continued on next page...

Continued from previous page...

Atom-1	Atom-2	Interatomic distance (Å)	Clash overlap (Å)
5:C:51:VAL:CG1	5:C:91:GLY:HA3	2.44	0.46
9:H:6:THR:O	9:H:21:THR:HG23	2.15	0.46
18:Q:16:SER:HB2	18:Q:26:THR:OG1	2.16	0.46
2:X:195:C:O2'	2:X:847:A:N3	2.46	0.46
2:X:305:A:H62	2:X:410:G:N2	2.14	0.46
2:X:402:C:H2'	2:X:403:U:O4'	2.16	0.46
2:X:527:G:OP2	19:R:43:LYS:N	2.37	0.46
2:X:1065:A:H62	2:X:1185:U:H3	1.63	0.46
2:X:1494:G:N7	2:X:1495:C:H5	2.13	0.46
2:X:2126:C:H2'	2:X:2127:G:C8	2.50	0.46
2:X:2670:G:H2'	2:X:2671:A:C8	2.51	0.46
2:X:2749:G:H2'	2:X:2750:C:C6	2.50	0.46
5:C:17:ILE:HG13	5:C:18:GLU:N	2.31	0.46
5:C:179:GLN:O	5:C:182:ASN:N	2.43	0.46
10:I:21:ARG:HD3	10:I:21:ARG:HA	1.56	0.46
15:N:61:TRP:O	15:N:65:ILE:HD12	2.14	0.46
15:N:89:ASP:OD2	16:O:51:PRO:HG3	2.15	0.46
24:W:17:GLU:O	24:W:20:ARG:HB2	2.16	0.46
24:W:40:ASN:HB2	24:W:43:ILE:HB	1.98	0.46
2:X:32:C:O2'	2:X:33:U:H5'	2.16	0.46
2:X:811:C:C2'	2:X:812:U:H5'	2.46	0.46
2:X:1810:A:C2	2:X:2614:A:C4	3.03	0.46
2:X:1848:A:H2'	2:X:1849:G:H8	1.79	0.46
2:X:2287:C:H2'	2:X:2288:C:H6	1.81	0.46
2:X:2807:G:N7	32:X:3006:MPD:H13	2.31	0.46
9:H:90:ASP:O	9:H:91:LYS:HB2	2.16	0.46
11:J:40:SER:HB3	11:J:127:VAL:CG1	2.45	0.46
15:N:83:LEU:CD2	15:N:113:ALA:HB2	2.46	0.46
24:W:50:VAL:HB	24:W:53:LEU:CD1	2.46	0.46
2:X:496:G:P	2:X:1286:G:H22	2.38	0.45
2:X:1490:G:N3	2:X:1490:G:H2'	2.31	0.45
2:X:1518:G:C4	2:X:1519:U:C5	3.04	0.45
2:X:1700:C:C2	2:X:1701:U:C5	3.03	0.45
2:X:2338:A:H3'	2:X:2339:U:C5	2.51	0.45
2:X:2619:G:C6	2:X:2620:U:C4	3.04	0.45
1:A:78:VAL:HG12	1:A:79:ASP:N	2.26	0.45
2:X:340:C:H2'	2:X:341:G:O4'	2.16	0.45
2:X:1506:C:C4	2:X:1507:A:C6	3.05	0.45
2:X:1609:U:H2'	2:X:1610:G:H8	1.81	0.45
7:E:133:VAL:HG21	7:E:141:VAL:HA	1.98	0.45
15:N:105:ALA:HB1	16:O:40:PHE:HZ	1.81	0.45

Continued on next page...

Continued from previous page...

Atom-1	Atom-2	Interatomic distance (Å)	Clash overlap (Å)
16:O:14:VAL:HG12	16:O:20:ILE:HG21	1.98	0.45
23:V:18:ILE:O	23:V:22:LYS:HG3	2.17	0.45
2:X:434:G:C8	2:X:436:A:C8	3.05	0.45
2:X:1074:G:OP2	11:J:128:LYS:NZ	2.41	0.45
2:X:1150:A:C8	2:X:1151:G:C8	3.03	0.45
2:X:1410:A:H2'	2:X:1411:G:O4'	2.15	0.45
2:X:1793:C:H2'	2:X:1794:C:C6	2.49	0.45
2:X:2776:A:O2'	7:E:63:THR:HG22	2.16	0.45
3:Y:21:G:N1	3:Y:22:G:O6	2.50	0.45
11:J:137:LEU:CB	20:S:77:TYR:OH	2.63	0.45
2:X:59:U:H2'	2:X:74:U:H5	1.82	0.45
2:X:502:C:HO2'	2:X:503:A:P	2.39	0.45
2:X:650:U:N3	2:X:666:A:C2	2.79	0.45
2:X:801:A:H2'	2:X:802:G:O4'	2.16	0.45
2:X:840:C:H2'	2:X:841:C:H6	1.81	0.45
2:X:1505:G:C8	2:X:1506:C:C5	3.05	0.45
2:X:2319:U:H2'	2:X:2320:C:H6	1.80	0.45
2:X:2361:U:O2'	2:X:2362:A:OP1	2.34	0.45
3:Y:4:G:C2	3:Y:112:G:C2	3.04	0.45
1:A:71:LYS:O	1:A:96:TYR:OH	2.30	0.45
1:A:91:ILE:HG22	1:A:105:ILE:HA	1.99	0.45
2:X:734:A:H2'	2:X:735:C:C6	2.51	0.45
2:X:2804:G:H5''	2:X:2805:A:H5'	1.97	0.45
4:B:33:ASN:N	4:B:33:ASN:OD1	2.49	0.45
9:H:13:ASN:ND2	9:H:96:THR:H	2.15	0.45
17:P:72:LYS:HD3	17:P:108:SER:HB2	1.98	0.45
21:T:46:TYR:HD1	21:T:48:GLN:HE21	1.64	0.45
24:W:19:GLN:O	24:W:23:VAL:HG23	2.16	0.45
2:X:65:A:H1'	2:X:502:C:N4	2.32	0.45
2:X:683:G:C4	2:X:696:G:C2	3.05	0.45
2:X:784:A:H1'	2:X:785:C:H5	1.81	0.45
2:X:1575:A:H2'	2:X:1576:A:H5'	1.99	0.45
2:X:2831:G:H2'	2:X:2832:A:O4'	2.17	0.45
5:C:39:LEU:O	5:C:39:LEU:HD12	2.16	0.45
6:D:28:VAL:HA	6:D:29:PRO:HD3	1.82	0.45
12:K:23:SER:HA	12:K:26:ILE:HB	1.99	0.45
1:A:129:ALA:HA	1:A:191:THR:HA	1.98	0.45
2:X:319:G:N2	2:X:320:U:O3'	2.49	0.45
2:X:1992:C:H5''	2:X:1993:A:H2'	1.99	0.45
2:X:2718:C:C4	2:X:2746:G:N2	2.85	0.45
3:Y:57:G:H3'	3:Y:58:G:C8	2.51	0.45

Continued on next page...

Continued from previous page...

Atom-1	Atom-2	Interatomic distance (Å)	Clash overlap (Å)
4:B:147:PHE:O	4:B:148:HIS:ND1	2.50	0.45
9:H:87:ILE:HD11	9:H:91:LYS:HA	1.99	0.45
2:X:201:C:H2'	2:X:202:A:H5''	1.98	0.45
2:X:1268:C:H2'	2:X:1269:A:C8	2.52	0.45
2:X:2318:U:O2'	2:X:2401:C:O2	2.35	0.45
2:X:2774:G:H2'	2:X:2775:A:C8	2.52	0.45
5:C:70:THR:HG22	5:C:72:ARG:HG3	1.99	0.45
15:N:92:ARG:O	15:N:94:MET:N	2.50	0.45
16:O:2:PHE:HE2	16:O:4:ILE:HD11	1.81	0.45
23:V:31:GLN:HB3	23:V:37:LEU:HG	1.99	0.45
2:X:327:G:O2'	2:X:328:G:H8	1.98	0.45
2:X:511:G:N2	2:X:729:G:H1'	2.32	0.45
2:X:529:A:H5''	19:R:45:GLN:CB	2.47	0.45
2:X:1065:A:C8	2:X:1065:A:C3'	3.00	0.45
2:X:2779:C:H3'	2:X:2780:A:H8	1.81	0.45
33:X:3495:SPD:H52	33:X:3495:SPD:H81	1.83	0.45
9:H:51:VAL:HG12	9:H:94:ARG:NH2	2.29	0.45
10:I:84:LYS:HG2	10:I:89:THR:HG22	1.99	0.45
11:J:115:ARG:CZ	11:J:131:PHE:HD2	2.30	0.45
16:O:20:ILE:CG2	16:O:97:ILE:HD11	2.47	0.45
21:T:71:ILE:HG12	21:T:72:ASP:N	2.32	0.45
2:X:901:G:H2'	2:X:902:A:C8	2.52	0.45
2:X:2811:U:H2'	2:X:2812:U:H6	1.81	0.45
2:X:2818:A:H2'	2:X:2819:C:O4'	2.17	0.45
4:B:116:ILE:HD12	4:B:211:ILE:CG2	2.47	0.45
5:C:149:PRO:HA	5:C:169:ASN:O	2.16	0.45
1:A:91:ILE:HA	1:A:106:ALA:H	1.81	0.44
2:X:1854:U:H2'	2:X:1855:G:O4'	2.16	0.44
5:C:39:LEU:O	5:C:42:ALA:HB3	2.17	0.44
10:I:82:LEU:H	10:I:84:LYS:HE3	1.83	0.44
24:W:9:THR:HG21	24:W:55:THR:HG23	1.99	0.44
27:3:24:ARG:HG2	27:3:24:ARG:NH1	2.31	0.44
2:X:523:A:H2'	2:X:524:A:O4'	2.16	0.44
2:X:1257:G:OP1	15:N:19:LYS:HE2	2.17	0.44
2:X:1651:C:H5''	2:X:1652:A:H5'	1.99	0.44
2:X:1765:A:O2'	2:X:1766:C:O4'	2.31	0.44
2:X:1979:A:C6	2:X:1980:A:N1	2.86	0.44
2:X:2004:A:N6	2:X:2005:A:C6	2.85	0.44
2:X:2572:G:H2'	2:X:2573:U:O4'	2.17	0.44
2:X:2903:A:C5'	2:X:2904:U:H5'	2.47	0.44
5:C:7:LEU:HD21	5:C:126:VAL:H	1.81	0.44

Continued on next page...

Continued from previous page...

Atom-1	Atom-2	Interatomic distance (Å)	Clash overlap (Å)
8:G:63:ILE:HD12	8:G:63:ILE:HA	1.77	0.44
2:X:59:U:O2'	2:X:73:A:H2'	2.18	0.44
2:X:249:C:H4'	2:X:431:C:O2'	2.18	0.44
2:X:624:C:OP1	15:N:33:LYS:HG3	2.18	0.44
2:X:1038:C:H1'	16:O:10:LYS:HE3	1.99	0.44
2:X:1208:A:H2'	2:X:1209:U:C6	2.53	0.44
2:X:1212:U:H2'	2:X:1213:C:O4'	2.18	0.44
2:X:1295:C:H1'	5:C:83:TRP:HA	1.99	0.44
2:X:1365:G:H2'	2:X:1367:C:C5	2.52	0.44
2:X:1377:U:H4'	2:X:1378:U:OP2	2.17	0.44
2:X:1986:G:C6	2:X:1987:A:C5	3.06	0.44
2:X:2125:U:H2'	2:X:2126:C:O4'	2.17	0.44
3:Y:3:U:H2'	3:Y:4:G:C8	2.53	0.44
7:E:30:LYS:H	7:E:35:ARG:CB	2.30	0.44
17:P:40:ASN:HD22	17:P:40:ASN:H	1.64	0.44
18:Q:3:ALA:HB1	18:Q:41:ALA:HB2	1.97	0.44
2:X:51:G:O2'	2:X:118:A:N6	2.50	0.44
2:X:591:A:H4'	2:X:592:A:C5'	2.40	0.44
2:X:614:U:C4	2:X:618:A:C4	3.06	0.44
2:X:963:A:H4'	3:Y:94:U:O2	2.18	0.44
2:X:2642:U:N1	25:Z:4:PRO:HA	2.33	0.44
2:X:2817:A:C2	2:X:2827:A:C2	3.06	0.44
4:B:22:LEU:N	9:H:72:ASN:O	2.45	0.44
5:C:148:GLN:N	5:C:148:GLN:OE1	2.49	0.44
12:K:109:ARG:HD3	12:K:112:ASP:OD1	2.17	0.44
13:L:54:ALA:HB1	13:L:76:VAL:HG23	1.99	0.44
15:N:6:GLY:C	35:N:201:EPE:H72	2.38	0.44
2:X:15:G:O2'	25:Z:18:THR:HG21	2.17	0.44
2:X:810:A:H2'	2:X:811:C:H6	1.82	0.44
2:X:1424:A:H5'	2:X:1512:U:H1'	1.99	0.44
2:X:1463:A:H3'	2:X:1464:U:H5''	1.98	0.44
2:X:1478:A:H61	2:X:1605:A:N6	2.16	0.44
2:X:1561:G:C8	2:X:1562:C:C6	3.06	0.44
2:X:1701:U:H2'	2:X:1702:C:H6	1.83	0.44
2:X:2449:C:H6	2:X:2449:C:H2'	1.52	0.44
2:X:2871:A:H2'	2:X:2872:G:C8	2.52	0.44
7:E:63:THR:OG1	7:E:64:ASN:N	2.50	0.44
11:J:39:THR:CG2	11:J:99:PRO:HD2	2.47	0.44
11:J:43:THR:HG22	11:J:46:GLN:CD	2.38	0.44
11:J:43:THR:HG22	11:J:46:GLN:OE1	2.18	0.44
19:R:77:GLU:HA	19:R:78:PRO:HD3	1.83	0.44

Continued on next page...

Continued from previous page...

Atom-1	Atom-2	Interatomic distance (Å)	Clash overlap (Å)
2:X:218:G:C4'	2:X:219:A:H4'	2.48	0.44
2:X:906:A:H2'	2:X:907:G:O4'	2.17	0.44
2:X:1091:G:H2'	2:X:1154:G:N1	2.32	0.44
2:X:1515:G:N2	2:X:1516:C:C2	2.86	0.44
2:X:2670:G:C2	2:X:2799:C:C2	3.06	0.44
2:X:2724:G:H2'	2:X:2725:U:O4'	2.17	0.44
8:G:38:ARG:HA	8:G:119:GLN:NE2	2.32	0.44
9:H:102:VAL:HG13	9:H:106:LEU:HD12	1.99	0.44
17:P:10:ILE:HD13	17:P:10:ILE:HA	1.78	0.44
20:S:78:GLN:HB2	20:S:87:THR:O	2.17	0.44
26:2:15:LYS:O	26:2:16:VAL:HB	2.17	0.44
2:X:424:C:N4	2:X:425:G:O6	2.50	0.44
2:X:658:A:H3'	2:X:659:A:H5''	1.99	0.44
2:X:675:G:N2	2:X:677:A:H3'	2.33	0.44
2:X:840:C:H2'	2:X:841:C:C6	2.52	0.44
2:X:868:A:C6	2:X:869:G:C6	3.06	0.44
2:X:908:A:O4'	3:Y:96:G:N2	2.43	0.44
2:X:994:A:H2'	2:X:995:U:O4'	2.17	0.44
2:X:2734:C:O3'	12:K:64:LYS:HG3	2.17	0.44
2:X:2859:G:H21	12:K:98:GLY:HA3	1.83	0.44
5:C:146:LEU:HD22	5:C:146:LEU:HA	1.82	0.44
1:A:144:ILE:HB	1:A:154:ILE:HB	2.00	0.44
2:X:31:C:C4	2:X:32:C:C5	3.06	0.44
2:X:799:U:H4'	2:X:1310:A:H61	1.81	0.44
2:X:1468:G:H2'	2:X:1469:G:O4'	2.17	0.44
2:X:1677:G:C6	2:X:1679:A:C4	3.06	0.44
2:X:1767:G:HO2'	2:X:1768:C:H6	1.66	0.44
2:X:2757:U:H2'	2:X:2758:G:C8	2.53	0.44
2:X:2768:A:H2'	2:X:2769:G:O4'	2.18	0.44
5:C:96:SER:O	5:C:98:ALA:N	2.50	0.44
14:M:94:VAL:CG1	14:M:99:LEU:HD21	2.48	0.44
20:S:127:ASN:HA	20:S:160:LYS:O	2.16	0.44
2:X:168:A:H3'	2:X:169:G:H5'	1.99	0.44
2:X:534:G:OP2	33:X:3497:SPD:H22	2.18	0.44
2:X:660:A:H1'	2:X:661:U:O5'	2.17	0.44
2:X:1492:G:O2'	2:X:1574:G:N3	2.51	0.44
2:X:2848:G:C2	2:X:2849:A:N7	2.86	0.44
5:C:22:ALA:O	5:C:111:ARG:HD3	2.18	0.44
8:G:58:ILE:HD12	8:G:58:ILE:HA	1.67	0.44
9:H:10:VAL:HA	9:H:84:CYS:O	2.18	0.44
13:L:73:ALA:HB2	13:L:103:GLY:O	2.18	0.44

Continued on next page...

Continued from previous page...

Atom-1	Atom-2	Interatomic distance (Å)	Clash overlap (Å)
14:M:50:ILE:HD12	14:M:50:ILE:HG23	1.63	0.44
20:S:46:VAL:O	20:S:50:LYS:HG3	2.17	0.44
24:W:3:LYS:HG2	24:W:38:GLU:HA	1.99	0.44
24:W:15:ARG:NH1	24:W:15:ARG:HB3	2.33	0.44
2:X:396:G:H2'	2:X:397:U:H5'	1.99	0.43
2:X:615:A:H2'	2:X:615:A:N3	2.33	0.43
2:X:1751:G:N7	32:X:3010:MPD:H11	2.33	0.43
2:X:2079:G:H4'	4:B:156:MET:O	2.18	0.43
2:X:2089:A:H8	31:X:3003:62B:N1	2.15	0.43
2:X:2218:G:H2'	2:X:2219:C:C6	2.53	0.43
2:X:2269:G:H2'	2:X:2270:U:O4'	2.18	0.43
5:C:57:VAL:O	5:C:59:GLY:N	2.44	0.43
15:N:33:LYS:O	15:N:37:GLN:HG3	2.18	0.43
2:X:17:G:P	25:Z:11:THR:HG22	2.58	0.43
2:X:328:G:N2	2:X:399:U:O2	2.45	0.43
2:X:410:G:H21	2:X:411:A:H62	1.65	0.43
2:X:1351:C:OP1	2:X:1352:C:OP2	2.35	0.43
2:X:1629:U:H2'	2:X:1630:A:H5''	2.00	0.43
2:X:2298:G:H5'	21:T:28:ARG:HD3	2.00	0.43
2:X:2360:A:H5'	2:X:2362:A:H1'	2.00	0.43
4:B:8:ARG:HH21	4:B:54:GLU:CD	2.21	0.43
16:O:12:ILE:HD13	16:O:12:ILE:HA	1.54	0.43
17:P:19:LEU:HD23	17:P:19:LEU:HA	1.87	0.43
2:X:767:A:H2'	2:X:768:A:C8	2.52	0.43
2:X:2617:A:H2'	2:X:2618:C:C6	2.54	0.43
4:B:198:LYS:HE3	4:B:198:LYS:HB2	1.89	0.43
5:C:49:HIS:O	5:C:49:HIS:ND1	2.46	0.43
12:K:38:LYS:HB3	12:K:41:ARG:NH2	2.34	0.43
14:M:57:VAL:HG12	14:M:58:SER:N	2.33	0.43
21:T:80:LYS:HB2	21:T:84:LYS:C	2.38	0.43
2:X:32:C:N4	2:X:33:U:O4	2.52	0.43
2:X:327:G:H2'	2:X:327:G:N3	2.33	0.43
2:X:509:G:N2	2:X:513:G:C5	2.86	0.43
2:X:1054:A:N3	2:X:1197:C:H1'	2.33	0.43
2:X:1072:A:N6	2:X:1169:G:H2'	2.33	0.43
2:X:1527:A:H2	2:X:1549:C:N3	2.16	0.43
2:X:2098:A:H2'	2:X:2099:G:C8	2.53	0.43
2:X:2344:C:H2'	2:X:2345:A:O4'	2.18	0.43
2:X:2660:A:H2'	2:X:2661:A:O4'	2.18	0.43
3:Y:81:A:H61	3:Y:90:C:H42	1.66	0.43
9:H:117:LEU:O	9:H:117:LEU:HD23	2.18	0.43

Continued on next page...

Continued from previous page...

Atom-1	Atom-2	Interatomic distance (Å)	Clash overlap (Å)
17:P:72:LYS:HB2	17:P:108:SER:HB2	1.99	0.43
19:R:12:ILE:H	19:R:67:ASN:HA	1.83	0.43
1:A:13:ARG:HA	1:A:16:MET:HG3	2.00	0.43
2:X:79:U:O2'	2:X:389:A:H8	1.97	0.43
2:X:291:G:H2'	2:X:292:U:H6	1.84	0.43
2:X:327:G:O2'	2:X:328:G:O5'	2.33	0.43
2:X:896:U:H2'	2:X:897:A:C8	2.54	0.43
2:X:1035:C:H2'	2:X:1036:C:H6	1.84	0.43
2:X:1042:C:P	15:N:92:ARG:HH22	2.42	0.43
2:X:1185:U:H2'	8:G:66:THR:HG22	2.00	0.43
2:X:1304:G:OP2	25:Z:16:ARG:NH1	2.52	0.43
2:X:1885:G:H1'	2:X:1911:A:N6	2.32	0.43
2:X:2883:U:H2'	2:X:2884:G:C8	2.54	0.43
3:Y:74:G:H1	3:Y:97:A:N6	2.15	0.43
4:B:140:PRO:HG2	4:B:145:SER:CB	2.47	0.43
12:K:8:ARG:NH1	12:K:16:MET:SD	2.91	0.43
13:L:14:ARG:O	13:L:18:VAL:HG23	2.19	0.43
1:A:106:ALA:HA	1:A:107:PRO:HD3	1.77	0.43
2:X:142:G:H5'	2:X:143:U:OP2	2.18	0.43
2:X:150:A:C6	2:X:151:U:C4	3.06	0.43
2:X:642:U:O2'	2:X:643:G:H5'	2.19	0.43
2:X:691:A:H2	2:X:2376:G:H21	1.66	0.43
2:X:1229:G:OP1	10:I:31:SER:HA	2.18	0.43
2:X:1526:G:N7	2:X:1527:A:N1	2.67	0.43
2:X:1565:U:H2'	2:X:1566:G:O4'	2.18	0.43
3:Y:3:U:O2'	3:Y:25:A:N3	2.50	0.43
3:Y:49:G:C6	3:Y:50:A:C6	3.07	0.43
4:B:95:ASP:C	4:B:97:ASP:H	2.22	0.43
8:G:40:LYS:HB3	8:G:40:LYS:HE2	1.82	0.43
11:J:98:LYS:HA	11:J:99:PRO:HD2	1.70	0.43
19:R:25:ALA:HB3	19:R:34:VAL:HG23	1.99	0.43
2:X:114:C:H2'	2:X:115:C:H6	1.82	0.43
2:X:224:A:O4'	2:X:236:A:H1'	2.18	0.43
2:X:683:G:C5	2:X:696:G:N1	2.87	0.43
2:X:1356:G:C5	2:X:1357:G:C6	3.07	0.43
2:X:1397:G:C6	2:X:1398:G:H1'	2.54	0.43
2:X:1683:U:C2'	2:X:1684:A:H5''	2.47	0.43
2:X:2283:G:H2'	2:X:2284:U:O4'	2.18	0.43
2:X:2514:G:H2'	2:X:2515:A:C8	2.54	0.43
2:X:2652:G:H2'	2:X:2653:C:C6	2.53	0.43
2:X:2712:G:O6	32:X:3005:MPD:O4	2.34	0.43

Continued on next page...

Continued from previous page...

Atom-1	Atom-2	Interatomic distance (Å)	Clash overlap (Å)
5:C:117:LYS:HD3	5:C:117:LYS:HA	1.80	0.43
6:D:130:LEU:HD13	6:D:130:LEU:HA	1.68	0.43
9:H:12:ASP:CG	9:H:85:VAL:HG13	2.39	0.43
10:I:19:VAL:HG22	10:I:27:ASN:HB3	2.01	0.43
15:N:65:ILE:HG21	15:N:80:MET:HE2	2.01	0.43
18:Q:14:GLU:OE1	18:Q:14:GLU:N	2.39	0.43
2:X:974:U:H2'	2:X:975:U:O4'	2.19	0.43
2:X:1361:G:H1'	2:X:1660:A:N6	2.34	0.43
2:X:1975:G:H1	2:X:1985:C:H42	1.65	0.43
2:X:2820:U:H1'	2:X:2824:G:N2	2.34	0.43
7:E:65:HIS:HA	7:E:68:THR:OG1	2.18	0.43
10:I:19:VAL:CG1	10:I:30:THR:HG23	2.49	0.43
11:J:37:THR:HG21	11:J:130:LYS:HE3	2.01	0.43
12:K:44:VAL:O	12:K:48:ILE:HG23	2.18	0.43
15:N:70:ARG:HD2	15:N:70:ARG:HA	1.81	0.43
15:N:92:ARG:HG2	15:N:92:ARG:H	1.72	0.43
2:X:312:A:N3	2:X:312:A:H2'	2.33	0.43
2:X:691:A:H3'	2:X:692:G:H8	1.84	0.43
2:X:903:G:N3	2:X:2295:A:H2'	2.34	0.43
2:X:1723:A:O5'	2:X:1723:A:H8	2.02	0.43
2:X:2801:C:H2'	2:X:2802:A:O4'	2.19	0.43
10:I:110:LYS:HA	10:I:129:SER:CB	2.49	0.43
15:N:31:LEU:HD23	15:N:31:LEU:N	2.34	0.43
21:T:80:LYS:HB2	21:T:84:LYS:O	2.19	0.43
2:X:53:A:H2'	2:X:54:G:O4'	2.19	0.43
2:X:192:G:O6	2:X:208:G:O2'	2.28	0.43
2:X:784:A:H8	2:X:784:A:H5''	1.84	0.43
2:X:1373:U:H2'	2:X:1374:G:O4'	2.17	0.43
2:X:1561:G:H8	2:X:1562:C:C6	2.36	0.43
2:X:2000:G:H2'	2:X:2001:C:C6	2.54	0.43
2:X:2314:A:C6	2:X:2316:G:C5	3.07	0.43
2:X:2446:U:O4	27:3:28:PHE:CD1	2.72	0.43
2:X:2775:A:H1'	7:E:67:THR:CG2	2.38	0.43
7:E:60:GLU:O	7:E:63:THR:HG23	2.18	0.43
8:G:30:SER:HA	8:G:106:ILE:HG12	2.01	0.43
9:H:25:LEU:HA	9:H:25:LEU:HD23	1.67	0.43
2:X:514:G:OP2	26:2:38:LYS:HE3	2.19	0.42
2:X:631:U:H1'	5:C:90:PHE:CD1	2.53	0.42
2:X:862:C:O2'	2:X:884:U:H5''	2.19	0.42
2:X:1599:G:H2'	2:X:1599:G:N3	2.34	0.42
2:X:2783:U:H5''	28:4:19:ARG:HA	2.00	0.42

Continued on next page...

Continued from previous page...

Atom-1	Atom-2	Interatomic distance (Å)	Clash overlap (Å)
2:X:2794:C:H41	32:X:3008:MPD:C1	2.32	0.42
33:X:3497:SPD:HN11	33:X:3497:SPD:H51	1.84	0.42
3:Y:68:A:N1	3:Y:103:A:N1	2.66	0.42
14:M:106:ARG:HA	14:M:106:ARG:NE	2.34	0.42
19:R:71:LEU:CB	19:R:73:PRO:HD2	2.49	0.42
24:W:8:LEU:O	24:W:32:ASN:N	2.42	0.42
28:4:25:VAL:N	28:4:34:GLN:O	2.52	0.42
1:A:20:ASP:O	1:A:22:ALA:N	2.47	0.42
2:X:183:A:OP2	2:X:183:A:H3'	2.20	0.42
2:X:428:G:N2	2:X:429:C:H1'	2.34	0.42
2:X:818:U:O2	2:X:823:G:O2'	2.31	0.42
2:X:1490:G:C5	2:X:1509:G:N2	2.87	0.42
2:X:1521:A:N7	2:X:1561:G:N1	2.68	0.42
2:X:1528:G:C8	2:X:1529:U:C4	3.07	0.42
2:X:1732:U:O2	2:X:1744:A:H5'	2.19	0.42
2:X:2848:G:N3	2:X:2849:A:C8	2.87	0.42
3:Y:111:A:H2'	3:Y:112:G:O4'	2.18	0.42
8:G:99:GLU:O	8:G:103:GLU:HB2	2.18	0.42
15:N:95:LEU:HD12	15:N:95:LEU:HA	1.75	0.42
20:S:108:LEU:HB3	20:S:109:VAL:H	1.57	0.42
2:X:774:G:H5''	2:X:775:A:H5''	2.02	0.42
2:X:868:A:H2'	2:X:869:G:H8	1.84	0.42
2:X:1039:C:C4	8:G:1:MET:HA	2.54	0.42
2:X:1512:U:H2'	2:X:1513:A:H8	1.84	0.42
2:X:1735:C:O2	2:X:1740:G:N2	2.48	0.42
2:X:2092:C:H1'	2:X:2476:U:H3	1.83	0.42
2:X:2518:U:O2	2:X:2518:U:H2'	2.19	0.42
3:Y:21:G:N2	3:Y:58:G:N2	2.66	0.42
9:H:63:VAL:HB	9:H:106:LEU:CD1	2.50	0.42
11:J:54:MET:HE1	11:J:104:PHE:CG	2.55	0.42
16:O:74:PHE:CE1	16:O:83:LYS:HB2	2.52	0.42
20:S:105:PRO:CD	20:S:124:PRO:HA	2.50	0.42
24:W:15:ARG:HB3	24:W:15:ARG:HH11	1.84	0.42
2:X:563:G:H4'	17:P:18:ARG:NE	2.34	0.42
2:X:684:U:H2'	2:X:685:C:C6	2.54	0.42
2:X:874:A:N7	2:X:2274:A:O2'	2.52	0.42
2:X:1491:C:H4'	2:X:1593:G:H5''	2.02	0.42
2:X:1962:G:H1'	2:X:1991:G:N2	2.35	0.42
2:X:2482:G:H2'	2:X:2483:C:C6	2.55	0.42
8:G:59:ASN:OD1	8:G:129:ALA:HB2	2.18	0.42
23:V:46:VAL:O	23:V:50:ILE:HG13	2.19	0.42

Continued on next page...

Continued from previous page...

Atom-1	Atom-2	Interatomic distance (Å)	Clash overlap (Å)
2:X:92:G:H2'	2:X:93:U:C6	2.55	0.42
2:X:537:A:H2'	2:X:538:G:O4'	2.20	0.42
2:X:738:U:H1'	2:X:1391:A:H1'	2.00	0.42
2:X:2000:G:H2'	2:X:2001:C:H6	1.85	0.42
9:H:14:SER:O	9:H:52:VAL:HG22	2.19	0.42
9:H:24:VAL:HG12	9:H:33:ALA:HB2	2.01	0.42
9:H:87:ILE:HG12	9:H:88:ARG:N	2.32	0.42
10:I:19:VAL:CG2	10:I:27:ASN:HB3	2.49	0.42
21:T:82:ARG:HG2	21:T:83:ASP:N	2.34	0.42
2:X:924:G:N2	2:X:925:G:N7	2.67	0.42
2:X:2747:U:H2'	2:X:2748:A:H8	1.83	0.42
3:Y:46:A:H2'	3:Y:47:C:O4'	2.19	0.42
5:C:123:LEU:O	5:C:188:ASN:HA	2.19	0.42
12:K:27:SER:C	12:K:29:ARG:H	2.22	0.42
17:P:72:LYS:N	17:P:106:VAL:O	2.46	0.42
19:R:7:ASP:N	19:R:23:VAL:HG13	2.35	0.42
2:X:152:C:C2'	2:X:153:G:H5'	2.50	0.42
2:X:443:U:H2'	2:X:444:C:C6	2.54	0.42
2:X:672:A:H4'	2:X:673:G:H5'	2.02	0.42
2:X:690:U:H5''	2:X:691:A:OP2	2.20	0.42
2:X:879:U:C2	2:X:880:A:C8	3.08	0.42
2:X:1595:C:C2	2:X:1596:G:C8	3.07	0.42
2:X:1881:A:C8	2:X:1882:G:C8	3.07	0.42
2:X:1905:G:H2'	2:X:1906:C:O4'	2.18	0.42
2:X:2398:G:H2'	2:X:2399:G:O4'	2.20	0.42
2:X:2580:G:H5''	2:X:2581:U:OP2	2.20	0.42
3:Y:92:G:O5'	3:Y:92:G:H8	2.02	0.42
4:B:26:THR:HG21	4:B:201:VAL:CG1	2.46	0.42
7:E:158:LYS:O	7:E:160:LYS:N	2.52	0.42
8:G:39:GLY:C	8:G:41:ASN:N	2.72	0.42
9:H:33:ALA:HB1	9:H:37:ASP:HB3	2.00	0.42
10:I:33:ARG:O	10:I:33:ARG:HG3	2.16	0.42
18:Q:63:LYS:N	18:Q:70:GLY:O	2.52	0.42
21:T:46:TYR:CD1	21:T:48:GLN:NE2	2.88	0.42
27:3:44:LEU:HD23	27:3:45:ARG:H	1.85	0.42
1:A:157:SER:HB3	2:X:1846:A:H5'	2.01	0.42
2:X:727:G:H5'	26:2:27:ASN:ND2	2.35	0.42
2:X:1059:A:O2'	2:X:1060:U:H5'	2.20	0.42
2:X:1168:C:H2'	2:X:1169:G:O4'	2.18	0.42
2:X:1217:U:H6	2:X:1217:U:H2'	1.63	0.42
2:X:1612:C:O2'	2:X:1613:G:H5''	2.18	0.42

Continued on next page...

Continued from previous page...

Atom-1	Atom-2	Interatomic distance (Å)	Clash overlap (Å)
2:X:2466:A:O2'	2:X:2627:A:OP1	2.32	0.42
2:X:2679:U:H2'	2:X:2680:U:O4'	2.19	0.42
2:X:2681:A:N1	2:X:2692:A:H5''	2.34	0.42
3:Y:4:G:N2	3:Y:111:A:N7	2.60	0.42
5:C:163:VAL:HG13	5:C:164:GLU:N	2.35	0.42
6:D:34:ILE:HA	6:D:148:LYS:HA	2.02	0.42
8:G:42:LYS:HB2	8:G:44:THR:HG23	2.00	0.42
8:G:46:THR:HB	15:N:64:ARG:HH21	1.85	0.42
12:K:47:LEU:HD23	12:K:47:LEU:HA	1.89	0.42
13:L:44:ILE:HB	13:L:54:ALA:HB2	2.02	0.42
15:N:65:ILE:HG21	15:N:80:MET:CE	2.50	0.42
23:V:28:LEU:HD11	23:V:42:ARG:HG2	2.01	0.42
23:V:38:GLU:H	23:V:38:GLU:HG3	1.52	0.42
2:X:1064:A:C2	2:X:1185:U:C2	3.08	0.42
2:X:1682:C:H4'	2:X:2737:C:O2	2.20	0.42
2:X:1734:A:H62	2:X:1741:G:H21	1.67	0.42
2:X:1805:U:H3'	2:X:1811:A:N6	2.35	0.42
2:X:2065:G:H2'	2:X:2066:G:O4'	2.20	0.42
6:D:114:PHE:CB	6:D:120:LYS:HA	2.49	0.42
21:T:88:SER:HB2	21:T:90:TYR:CE1	2.54	0.42
27:3:54:ASP:HB3	27:3:55:MET:H	1.48	0.42
1:A:17:THR:HG23	1:A:204:ASN:HD22	1.84	0.42
1:A:30:GLU:OE1	1:A:103:TYR:OH	2.24	0.42
2:X:674:C:H4'	2:X:695:C:O2	2.20	0.42
2:X:956:A:C5	11:J:11:ARG:HD2	2.55	0.42
2:X:1724:U:N3	2:X:1791:G:OP2	2.52	0.42
2:X:1770:C:O2'	2:X:1771:A:H5'	2.20	0.42
2:X:1770:C:H1'	2:X:1771:A:H5'	2.02	0.42
2:X:1805:U:N3	2:X:1811:A:C8	2.88	0.42
2:X:1857:C:O5'	2:X:1857:C:H6	2.03	0.42
2:X:2343:U:H2'	2:X:2344:C:C6	2.55	0.42
2:X:2757:U:H2'	2:X:2758:G:H8	1.84	0.42
33:X:3497:SPD:H52	33:X:3497:SPD:H81	1.82	0.42
4:B:16:PHE:H	14:M:14:GLN:NE2	2.17	0.42
5:C:19:LEU:HA	5:C:19:LEU:HD23	1.85	0.42
2:X:329:A:N3	2:X:329:A:H2'	2.35	0.41
2:X:629:A:N6	2:X:1289:A:H2	2.08	0.41
2:X:817:G:O2'	2:X:818:U:H5'	2.20	0.41
2:X:877:G:H2'	2:X:878:C:C6	2.55	0.41
2:X:1731:G:N3	2:X:1746:G:N2	2.68	0.41
2:X:2649:U:H5'	4:B:172:ARG:HG3	2.01	0.41

Continued on next page...

Continued from previous page...

Atom-1	Atom-2	Interatomic distance (Å)	Clash overlap (Å)
2:X:2758:G:OP1	4:B:182:ASN:ND2	2.34	0.41
24:W:17:GLU:O	24:W:21:LYS:HG3	2.19	0.41
2:X:169:G:H2'	2:X:169:G:N3	2.34	0.41
2:X:332:A:H61	2:X:394:U:H3	1.68	0.41
2:X:1573:A:C2	2:X:1592:A:C8	3.08	0.41
2:X:1967:U:C4	2:X:1991:G:H4'	2.55	0.41
2:X:2257:G:H2'	2:X:2258:U:C6	2.55	0.41
2:X:2424:G:C6	2:X:2425:U:C4	3.08	0.41
4:B:118:VAL:HB	4:B:201:VAL:HG23	2.00	0.41
8:G:36:ILE:HD13	8:G:36:ILE:N	2.35	0.41
10:I:36:LYS:NZ	10:I:42:SER:O	2.53	0.41
18:Q:67:ARG:HD2	18:Q:68:TYR:CE1	2.55	0.41
2:X:70:G:N2	2:X:71:A:N1	2.68	0.41
2:X:510:U:C2	2:X:833:A:C6	3.08	0.41
2:X:1288:G:N7	10:I:18:ARG:NH2	2.64	0.41
2:X:1423:C:H2'	2:X:1424:A:C8	2.56	0.41
2:X:2431:C:H2'	2:X:2432:G:O4'	2.19	0.41
5:C:136:THR:O	5:C:140:LYS:HD2	2.21	0.41
8:G:38:ARG:NH1	8:G:111:PRO:HG3	2.35	0.41
14:M:61:PHE:O	14:M:75:THR:HA	2.20	0.41
15:N:83:LEU:HD23	15:N:83:LEU:HA	1.90	0.41
20:S:107:GLN:HA	20:S:138:PRO:HG2	2.01	0.41
23:V:45:THR:HA	23:V:48:LYS:HD2	2.01	0.41
2:X:59:U:H1'	2:X:73:A:C4	2.55	0.41
2:X:187:C:C2	2:X:188:C:C5	3.07	0.41
2:X:375:A:C5	2:X:378:C:C4	3.08	0.41
2:X:984:G:O6	33:X:3495:SPD:H32	2.21	0.41
2:X:1091:G:H4'	2:X:1092:A:O5'	2.20	0.41
2:X:1835:U:H2'	2:X:1836:A:C5'	2.50	0.41
2:X:2333:U:OP2	2:X:2334:G:N1	2.53	0.41
2:X:2489:U:H2'	2:X:2490:C:O4'	2.21	0.41
2:X:2714:U:H2'	2:X:2715:G:O4'	2.21	0.41
2:X:2774:G:N2	2:X:2775:A:N6	2.68	0.41
2:X:2851:G:OP2	4:B:65:SER:HB2	2.21	0.41
2:X:2886:G:C2	2:X:2888:A:H1'	2.56	0.41
4:B:13:THR:O	4:B:25:VAL:HG12	2.20	0.41
4:B:178:VAL:HG12	4:B:202:PRO:HG3	2.01	0.41
5:C:78:ILE:HD13	5:C:78:ILE:H	1.85	0.41
5:C:103:LYS:HA	5:C:106:ARG:CD	2.50	0.41
9:H:91:LYS:HD2	9:H:111:PHE:CE1	2.55	0.41
12:K:17:LEU:HD23	12:K:17:LEU:HA	1.85	0.41

Continued on next page...

Continued from previous page...

Atom-1	Atom-2	Interatomic distance (Å)	Clash overlap (Å)
15:N:9:VAL:H	15:N:9:VAL:HG22	1.57	0.41
2:X:152:C:H2'	2:X:153:G:H5'	2.02	0.41
2:X:426:G:C6	2:X:427:A:C5	3.08	0.41
2:X:529:A:H3'	2:X:530:C:C6	2.56	0.41
2:X:627:C:H5	35:N:201:EPE:C10	2.33	0.41
2:X:1151:G:H2'	2:X:1152:U:C6	2.54	0.41
2:X:1508:C:O2'	2:X:1509:G:P	2.78	0.41
2:X:1550:G:H8	2:X:1550:G:H3'	1.85	0.41
2:X:1979:A:OP1	9:H:42:THR:OG1	2.29	0.41
2:X:2803:A:C6	2:X:2809:G:H1'	2.55	0.41
2:X:2856:U:C2	2:X:2857:A:N7	2.89	0.41
3:Y:90:C:H2'	3:Y:91:C:H6	1.84	0.41
8:G:102:ILE:HB	8:G:125:VAL:HG11	2.02	0.41
12:K:20:LEU:HB3	12:K:40:VAL:HG21	2.02	0.41
1:A:85:PRO:HB3	2:X:1614:A:H2'	2.03	0.41
2:X:626:G:P	35:N:201:EPE:H62	2.61	0.41
2:X:796:A:C6	2:X:834:A:C5	3.09	0.41
2:X:1241:A:C6	2:X:1242:A:C6	3.08	0.41
2:X:1271:G:H2'	2:X:1272:U:H6	1.86	0.41
2:X:1325:U:C2	2:X:1364:C:O2	2.74	0.41
2:X:1326:C:H2'	2:X:1327:C:H6	1.86	0.41
2:X:1441:C:H5'	2:X:1514:A:O2'	2.21	0.41
11:J:39:THR:HG22	11:J:98:LYS:HA	2.02	0.41
11:J:57:TYR:HE1	11:J:113:VAL:HG13	1.85	0.41
17:P:1:MET:HB3	17:P:2:GLU:H	1.59	0.41
1:A:252:LYS:HA	1:A:253:PRO:HD3	1.84	0.41
2:X:24:G:H2'	2:X:25:U:C6	2.56	0.41
2:X:156:A:H61	2:X:172:U:H3	1.69	0.41
2:X:228:A:C6	2:X:229:A:H1'	2.56	0.41
2:X:968:A:C2'	2:X:969:A:H5'	2.51	0.41
2:X:974:U:O2'	24:W:25:ALA:O	2.23	0.41
2:X:1065:A:H3'	2:X:1065:A:H8	1.83	0.41
2:X:1089:C:H4'	2:X:1090:A:H5''	2.03	0.41
2:X:1526:G:N7	2:X:1527:A:C6	2.88	0.41
2:X:1548:U:H5''	2:X:1549:C:OP2	2.20	0.41
2:X:1982:U:H5	2:X:2584:G:N2	2.18	0.41
2:X:2097:G:C6	2:X:2098:A:C5	3.08	0.41
2:X:2342:U:H2'	2:X:2343:U:C6	2.56	0.41
2:X:2607:U:C5	2:X:2608:G:C6	3.09	0.41
4:B:133:ARG:NH1	4:B:171:GLY:N	2.69	0.41
13:L:73:ALA:HB1	13:L:107:ALA:CB	2.48	0.41

Continued on next page...

Continued from previous page...

Atom-1	Atom-2	Interatomic distance (Å)	Clash overlap (Å)
14:M:34:ILE:O	14:M:40:GLU:HA	2.20	0.41
16:O:78:ARG:HD3	16:O:79:ARG:NH2	2.36	0.41
18:Q:5:ASP:N	18:Q:5:ASP:OD1	2.53	0.41
2:X:608:C:H2'	2:X:609:U:O4'	2.21	0.41
2:X:970:U:H6	2:X:970:U:H2'	1.75	0.41
2:X:1352:C:H42	2:X:1374:G:H1	1.69	0.41
2:X:1550:G:H3'	2:X:1550:G:C8	2.56	0.41
2:X:2000:G:C6	2:X:2001:C:C4	3.08	0.41
2:X:2819:C:N4	2:X:2824:G:H1	2.17	0.41
2:X:2837:U:O2	2:X:2856:U:H1'	2.21	0.41
15:N:35:ALA:O	15:N:39:VAL:HG23	2.21	0.41
17:P:13:ALA:HA	17:P:14:PRO:HD3	1.87	0.41
17:P:29:ALA:O	17:P:33:ILE:HG13	2.20	0.41
17:P:69:LEU:HD23	17:P:69:LEU:HA	1.82	0.41
2:X:56:A:C6	2:X:57:C:C4	3.09	0.41
2:X:124:A:C6	26:2:11:ARG:HD3	2.56	0.41
2:X:394:U:H2'	2:X:395:U:H6	1.86	0.41
2:X:1392:G:C5	2:X:1393:C:C5	3.09	0.41
2:X:1476:G:H2'	2:X:1477:U:C6	2.55	0.41
2:X:1699:A:C8	2:X:1700:C:C5	3.09	0.41
2:X:1871:U:C2	2:X:1872:G:C8	3.09	0.41
2:X:1994:C:C4	2:X:1995:G:C5	3.09	0.41
2:X:2075:G:O4'	2:X:2843:A:C6	2.74	0.41
2:X:2532:G:O2'	2:X:2533:U:H5'	2.21	0.41
3:Y:57:G:H3'	3:Y:58:G:H8	1.86	0.41
4:B:141:MET:HG3	4:B:148:HIS:CE1	2.55	0.41
8:G:12:ILE:HG12	8:G:13:GLU:N	2.33	0.41
11:J:55:THR:CG2	11:J:64:VAL:HG11	2.50	0.41
12:K:18:ARG:HB2	12:K:67:ARG:HD3	2.03	0.41
16:O:70:LYS:HD2	16:O:87:GLY:HA3	2.03	0.41
20:S:34:TYR:CD1	20:S:95:ASN:HB2	2.56	0.41
21:T:70:LYS:HE3	21:T:70:LYS:HB2	1.75	0.41
27:3:25:SER:C	27:3:26:ARG:HD3	2.41	0.41
2:X:666:A:N3	2:X:666:A:O4'	2.53	0.41
2:X:1252:A:H2'	2:X:1253:G:O4'	2.21	0.41
2:X:1482:U:H2'	2:X:1483:A:H8	1.86	0.41
2:X:2306:G:C6	2:X:2307:G:C5	3.08	0.41
2:X:2437:G:H2'	2:X:2438:A:O4'	2.21	0.41
3:Y:100:A:O2'	3:Y:101:G:H5'	2.20	0.41
8:G:33:VAL:HG11	8:G:106:ILE:HD13	2.03	0.41
17:P:3:ALA:HB3	17:P:58:ALA:HB2	2.01	0.41

Continued on next page...

Continued from previous page...

Atom-1	Atom-2	Interatomic distance (Å)	Clash overlap (Å)
20:S:17:ASP:O	20:S:20:GLN:HB2	2.20	0.41
21:T:51:THR:HB	21:T:54:TYR:CE1	2.56	0.41
27:3:20:GLY:O	27:3:45:ARG:HA	2.21	0.41
2:X:5:A:C2	2:X:2918:A:C2	3.09	0.40
2:X:250:G:H4'	2:X:432:G:C5	2.56	0.40
2:X:804:G:C2'	2:X:805:G:H5'	2.51	0.40
2:X:1228:A:H2'	2:X:1229:G:O4'	2.21	0.40
2:X:1486:C:N3	2:X:1487:G:C6	2.89	0.40
2:X:1515:G:O2'	2:X:1516:C:P	2.78	0.40
2:X:2500:U:OP1	2:X:2502:C:N4	2.55	0.40
2:X:2850:G:OP2	4:B:86:ARG:NH2	2.51	0.40
2:X:2914:A:H2'	2:X:2915:C:O4'	2.21	0.40
4:B:121:VAL:H	4:B:121:VAL:HG12	1.52	0.40
10:I:84:LYS:HD3	10:I:89:THR:HG21	2.03	0.40
12:K:29:ARG:HH12	12:K:118:ILE:HG21	1.86	0.40
12:K:38:LYS:HB3	12:K:41:ARG:HH21	1.86	0.40
15:N:80:MET:HE1	15:N:95:LEU:HD23	2.03	0.40
17:P:20:VAL:HG21	17:P:43:SER:HB2	2.03	0.40
20:S:45:GLU:OE1	20:S:85:GLN:NE2	2.54	0.40
24:W:18:THR:HB	24:W:49:LYS:HZ1	1.85	0.40
1:A:43:ARG:NH1	2:X:736:C:H1'	2.36	0.40
1:A:142:HIS:CE1	1:A:143:ASN:HB2	2.56	0.40
2:X:49:A:C8	2:X:51:G:N2	2.89	0.40
2:X:260:A:C2'	2:X:261:C:H5'	2.51	0.40
2:X:320:U:H6	2:X:320:U:O5'	2.03	0.40
2:X:630:G:OP1	10:I:21:ARG:NH2	2.54	0.40
2:X:710:C:H2'	2:X:711:G:H8	1.86	0.40
2:X:843:G:H2'	2:X:844:G:C8	2.57	0.40
2:X:942:C:H2'	2:X:943:C:H5'	2.03	0.40
2:X:1771:A:O2'	2:X:1772:G:O5'	2.36	0.40
2:X:2382:C:H1'	21:T:47:ARG:NH1	2.37	0.40
2:X:2402:G:N2	2:X:2405:A:OP2	2.45	0.40
7:E:136:ILE:H	7:E:136:ILE:HG13	1.62	0.40
7:E:154:PRO:HG3	7:E:162:ILE:O	2.20	0.40
8:G:33:VAL:HA	8:G:36:ILE:HG12	2.04	0.40
9:H:35:ILE:HD13	9:H:62:ILE:HG22	2.02	0.40
9:H:107:ARG:HB2	9:H:107:ARG:HH11	1.86	0.40
1:A:11:ASN:O	1:A:14:ARG:HB3	2.21	0.40
2:X:24:G:O2'	17:P:78:GLU:O	2.40	0.40
2:X:51:G:O2'	2:X:118:A:C6	2.73	0.40
2:X:659:A:C2	2:X:661:U:OP1	2.75	0.40

Continued on next page...

Continued from previous page...

Atom-1	Atom-2	Interatomic distance (Å)	Clash overlap (Å)
2:X:897:A:H2'	2:X:898:U:C6	2.56	0.40
2:X:1875:A:C8	2:X:1875:A:H3'	2.57	0.40
2:X:2338:A:H2'	2:X:2338:A:N3	2.36	0.40
2:X:2406:G:H2'	2:X:2407:A:C8	2.56	0.40
2:X:2419:A:H5''	27:3:26:ARG:NH1	2.37	0.40
10:I:72:LYS:C	10:I:74:TYR:H	2.23	0.40
14:M:99:LEU:O	14:M:102:LEU:HD22	2.21	0.40
20:S:65:VAL:HG12	20:S:66:GLY:N	2.36	0.40
2:X:516:A:C2	2:X:517:A:C4	3.09	0.40
2:X:561:C:C2'	2:X:562:C:H5'	2.52	0.40
2:X:577:A:H2'	15:N:28:LYS:HE3	2.03	0.40
2:X:1209:U:H2'	2:X:1210:U:C6	2.57	0.40
2:X:1332:C:H4'	12:K:67:ARG:CZ	2.51	0.40
2:X:1484:G:O2'	2:X:1485:G:H5'	2.21	0.40
2:X:1599:G:C5	2:X:1600:A:C5	3.10	0.40
2:X:1841:G:C6	2:X:1842:A:C6	3.09	0.40
2:X:1876:G:H2'	2:X:1877:G:H8	1.87	0.40
2:X:2413:U:O2	21:T:49:ARG:HD3	2.22	0.40
2:X:2446:U:H2'	2:X:2447:C:H6	1.86	0.40
2:X:2647:C:O4'	4:B:169:MET:HE2	2.22	0.40
2:X:2656:A:C2	2:X:2914:A:C8	3.10	0.40
2:X:2810:A:H2'	2:X:2811:U:C6	2.56	0.40
4:B:6:LEU:HD23	4:B:6:LEU:HA	1.86	0.40
8:G:20:ASP:HA	8:G:58:ILE:HG22	2.03	0.40
12:K:34:GLU:HA	12:K:117:VAL:HG21	2.02	0.40
14:M:15:LEU:HD23	14:M:15:LEU:HA	1.89	0.40
18:Q:3:ALA:HB1	18:Q:41:ALA:CB	2.51	0.40
1:A:54:HIS:NE2	2:X:1850:G:OP1	2.55	0.40
1:A:247:MET:HE3	1:A:247:MET:HB2	1.94	0.40
2:X:64:A:O3'	18:Q:70:GLY:HA3	2.21	0.40
2:X:146:U:H2'	2:X:147:G:O4'	2.22	0.40
2:X:189:G:H2'	2:X:190:G:H8	1.86	0.40
2:X:494:U:H4'	2:X:495:A:OP2	2.20	0.40
2:X:739:U:H1'	2:X:1416:U:O2	2.21	0.40
2:X:870:C:H2'	2:X:871:U:O4'	2.20	0.40
2:X:2255:G:H2'	2:X:2256:U:C6	2.57	0.40
3:Y:23:U:O2'	3:Y:24:C:OP2	2.35	0.40
4:B:156:MET:HB3	4:B:157:ALA:H	1.63	0.40
5:C:51:VAL:HG11	5:C:91:GLY:HA3	2.04	0.40
12:K:51:GLY:HA2	12:K:86:PHE:CZ	2.56	0.40
15:N:62:ILE:HG23	15:N:76:TYR:CE2	2.57	0.40

There are no symmetry-related clashes.

5.3 Torsion angles [i](#)

5.3.1 Protein backbone [i](#)

In the following table, the Percentiles column shows the percent Ramachandran outliers of the chain as a percentile score with respect to all X-ray entries followed by that with respect to entries of similar resolution.

The Analysed column shows the number of residues for which the backbone conformation was analysed, and the total number of residues.

Mol	Chain	Analysed	Favoured	Allowed	Outliers	Percentiles	
1	A	267/277 (96%)	222 (83%)	27 (10%)	18 (7%)	1	15
4	B	213/220 (97%)	187 (88%)	17 (8%)	9 (4%)	3	25
5	C	197/207 (95%)	155 (79%)	31 (16%)	11 (6%)	2	19
6	D	163/179 (91%)	131 (80%)	17 (10%)	15 (9%)	1	9
7	E	155/178 (87%)	120 (77%)	26 (17%)	9 (6%)	1	18
8	G	143/145 (99%)	131 (92%)	8 (6%)	4 (3%)	5	34
9	H	120/122 (98%)	102 (85%)	16 (13%)	2 (2%)	9	45
10	I	129/140 (92%)	91 (70%)	25 (19%)	13 (10%)	0	7
11	J	136/144 (94%)	110 (81%)	15 (11%)	11 (8%)	1	11
12	K	117/122 (96%)	101 (86%)	9 (8%)	7 (6%)	1	17
13	L	107/119 (90%)	86 (80%)	16 (15%)	5 (5%)	2	22
14	M	108/116 (93%)	85 (79%)	18 (17%)	5 (5%)	2	23
15	N	114/118 (97%)	108 (95%)	6 (5%)	0	100	100
16	O	100/102 (98%)	90 (90%)	5 (5%)	5 (5%)	2	21
17	P	110/117 (94%)	101 (92%)	8 (7%)	1 (1%)	17	57
18	Q	88/91 (97%)	74 (84%)	9 (10%)	5 (6%)	1	18
19	R	100/105 (95%)	71 (71%)	17 (17%)	12 (12%)	0	5
20	S	165/217 (76%)	121 (73%)	23 (14%)	21 (13%)	0	5
21	T	73/94 (78%)	63 (86%)	10 (14%)	0	100	100
22	U	40/62 (64%)	32 (80%)	6 (15%)	2 (5%)	2	21
23	V	63/69 (91%)	55 (87%)	5 (8%)	3 (5%)	2	22
24	W	55/59 (93%)	51 (93%)	3 (6%)	1 (2%)	8	43

Continued on next page...

Continued from previous page...

Mol	Chain	Analysed	Favoured	Allowed	Outliers	Percentiles	
25	Z	41/58 (71%)	36 (88%)	4 (10%)	1 (2%)	6	37
26	2	41/45 (91%)	39 (95%)	1 (2%)	1 (2%)	6	37
27	3	58/66 (88%)	42 (72%)	9 (16%)	7 (12%)	0	5
28	4	34/37 (92%)	26 (76%)	8 (24%)	0	100	100
All	All	2937/3209 (92%)	2430 (83%)	339 (12%)	168 (6%)	1	18

All (168) Ramachandran outliers are listed below:

Mol	Chain	Res	Type
1	A	27	THR
1	A	35	LYS
1	A	36	PRO
1	A	51	VAL
1	A	78	VAL
1	A	192	ILE
4	B	53	PHE
4	B	96	VAL
4	B	99	TYR
4	B	204	PRO
5	C	15	GLY
5	C	128	ALA
5	C	158	ASN
5	C	166	SER
5	C	175	VAL
6	D	44	VAL
6	D	84	PRO
6	D	104	ILE
6	D	108	LEU
6	D	137	ILE
7	E	50	ILE
7	E	55	PRO
8	G	2	ARG
10	I	30	THR
10	I	46	VAL
10	I	48	PRO
10	I	77	VAL
11	J	4	PRO
11	J	61	GLY
11	J	135	GLU
12	K	75	ASP
12	K	77	THR

Continued on next page...

Continued from previous page...

Mol	Chain	Res	Type
13	L	63	ILE
13	L	92	ILE
14	M	36	GLU
16	O	50	ALA
17	P	71	VAL
19	R	25	ALA
19	R	101	ILE
20	S	34	TYR
20	S	109	VAL
20	S	150	ILE
22	U	40	VAL
23	V	3	ALA
23	V	11	THR
27	3	54	ASP
1	A	25	THR
1	A	79	ASP
1	A	126	VAL
1	A	170	LYS
1	A	224	VAL
5	C	97	TYR
5	C	144	SER
5	C	191	SER
6	D	74	ILE
6	D	131	GLY
7	E	35	ARG
9	H	25	LEU
10	I	71	ARG
10	I	101	VAL
10	I	110	LYS
10	I	126	HIS
11	J	10	ARG
11	J	99	PRO
12	K	28	GLU
12	K	76	GLU
13	L	91	GLU
14	M	55	GLY
18	Q	50	VAL
18	Q	66	GLY
18	Q	83	LYS
18	Q	90	PHE
19	R	74	LYS
20	S	81	PRO

Continued on next page...

Continued from previous page...

Mol	Chain	Res	Type
20	S	98	GLU
20	S	110	GLY
20	S	130	VAL
20	S	131	THR
20	S	167	ILE
1	A	245	SER
4	B	58	ALA
6	D	75	ALA
6	D	109	PRO
7	E	51	GLU
7	E	107	VAL
7	E	128	ASN
7	E	153	PRO
8	G	40	LYS
8	G	89	THR
10	I	13	ARG
10	I	62	PRO
10	I	87	ASP
11	J	133	LYS
11	J	136	GLU
12	K	6	LEU
14	M	5	LYS
14	M	89	LYS
16	O	52	THR
20	S	12	LYS
20	S	88	HIS
20	S	132	ALA
20	S	142	GLU
22	U	44	PRO
24	W	32	ASN
25	Z	22	ILE
26	2	16	VAL
27	3	28	PHE
27	3	34	ALA
27	3	46	LYS
1	A	39	LYS
1	A	110	LEU
1	A	135	ILE
4	B	60	LYS
4	B	176	ASN
6	D	60	ILE
6	D	89	VAL

Continued on next page...

Continued from previous page...

Mol	Chain	Res	Type
6	D	119	LYS
6	D	126	GLY
8	G	130	GLU
9	H	64	ARG
10	I	79	LEU
11	J	9	TYR
11	J	60	ARG
12	K	68	ASN
12	K	71	ILE
14	M	108	LYS
16	O	7	THR
19	R	58	GLU
19	R	67	ASN
19	R	76	ASN
19	R	88	GLY
20	S	13	GLN
20	S	129	GLU
20	S	138	PRO
27	3	47	ALA
1	A	37	LEU
1	A	252	LYS
11	J	89	ALA
13	L	65	THR
16	O	99	LYS
18	Q	86	SER
20	S	38	ASN
27	3	29	THR
27	3	45	ARG
5	C	27	GLU
5	C	171	PRO
6	D	115	GLN
7	E	36	THR
11	J	7	VAL
19	R	6	GLY
19	R	65	VAL
19	R	77	GLU
20	S	124	PRO
1	A	85	PRO
6	D	65	PRO
13	L	93	VAL
20	S	114	GLY
4	B	152	GLY

Continued on next page...

Continued from previous page...

Mol	Chain	Res	Type
20	S	133	THR
23	V	6	ILE
10	I	55	LEU
16	O	30	GLY
19	R	78	PRO
19	R	81	VAL
4	B	124	GLY
5	C	61	GLY
7	E	90	VAL
20	S	74	VAL

5.3.2 Protein sidechains [i](#)

In the following table, the Percentiles column shows the percent sidechain outliers of the chain as a percentile score with respect to all X-ray entries followed by that with respect to entries of similar resolution.

The Analysed column shows the number of residues for which the sidechain conformation was analysed, and the total number of residues.

Mol	Chain	Analysed	Rotameric	Outliers	Percentiles
1	A	112/224 (50%)	97 (87%)	15 (13%)	4 23
4	B	150/177 (85%)	121 (81%)	29 (19%)	1 8
5	C	106/169 (63%)	84 (79%)	22 (21%)	1 7
6	D	15/158 (10%)	13 (87%)	2 (13%)	4 23
7	E	51/156 (33%)	39 (76%)	12 (24%)	1 5
8	G	106/123 (86%)	87 (82%)	19 (18%)	2 11
9	H	91/100 (91%)	74 (81%)	17 (19%)	1 9
10	I	56/108 (52%)	39 (70%)	17 (30%)	0 3
11	J	90/119 (76%)	80 (89%)	10 (11%)	6 31
12	K	91/102 (89%)	77 (85%)	14 (15%)	2 18
13	L	40/95 (42%)	30 (75%)	10 (25%)	0 4
14	M	75/102 (74%)	53 (71%)	22 (29%)	0 3
15	N	91/98 (93%)	70 (77%)	21 (23%)	1 5
16	O	71/86 (83%)	63 (89%)	8 (11%)	6 30
17	P	89/94 (95%)	77 (86%)	12 (14%)	4 22
18	Q	41/82 (50%)	34 (83%)	7 (17%)	2 13

Continued on next page...

Continued from previous page...

Mol	Chain	Analysed	Rotameric	Outliers	Percentiles	
19	R	44/90 (49%)	26 (59%)	18 (41%)	0	1
20	S	88/190 (46%)	73 (83%)	15 (17%)	2	13
21	T	53/75 (71%)	40 (76%)	13 (24%)	0	4
22	U	8/52 (15%)	7 (88%)	1 (12%)	4	25
23	V	47/62 (76%)	35 (74%)	12 (26%)	0	4
24	W	50/53 (94%)	38 (76%)	12 (24%)	0	4
25	Z	38/51 (74%)	32 (84%)	6 (16%)	2	17
26	2	35/40 (88%)	29 (83%)	6 (17%)	2	13
27	3	33/57 (58%)	27 (82%)	6 (18%)	1	10
28	4	2/35 (6%)	1 (50%)	1 (50%)	0	0
All	All	1673/2698 (62%)	1346 (80%)	327 (20%)	1	8

All (327) residues with a non-rotameric sidechain are listed below:

Mol	Chain	Res	Type
1	A	14	ARG
1	A	15	ASN
1	A	17	THR
1	A	45	ASN
1	A	46	GLN
1	A	53	HIS
1	A	59	LYS
1	A	90	ASN
1	A	96	TYR
1	A	141	VAL
1	A	171	TYR
1	A	181	VAL
1	A	204	ASN
1	A	219	THR
1	A	243	ARG
4	B	13	THR
4	B	29	GLU
4	B	32	GLU
4	B	33	ASN
4	B	43	VAL
4	B	62	ASP
4	B	78	LYS
4	B	104	GLU

Continued on next page...

Continued from previous page...

Mol	Chain	Res	Type
4	B	107	VAL
4	B	115	VAL
4	B	116	ILE
4	B	118	VAL
4	B	121	VAL
4	B	156	MET
4	B	158	SER
4	B	159	ASP
4	B	168	LYS
4	B	169	MET
4	B	173	MET
4	B	177	THR
4	B	180	VAL
4	B	192	ASN
4	B	193	LYS
4	B	195	ILE
4	B	198	LYS
4	B	200	ASN
4	B	208	LEU
4	B	210	GLU
4	B	213	THR
5	C	6	VAL
5	C	8	LYS
5	C	10	ASP
5	C	17	ILE
5	C	31	SER
5	C	39	LEU
5	C	41	ARG
5	C	43	SER
5	C	49	HIS
5	C	67	GLN
5	C	78	ILE
5	C	79	ARG
5	C	108	LEU
5	C	115	SER
5	C	136	THR
5	C	144	SER
5	C	146	LEU
5	C	155	VAL
5	C	164	GLU
5	C	165	LEU
5	C	183	VAL

Continued on next page...

Continued from previous page...

Mol	Chain	Res	Type
5	C	186	ILE
6	D	26	MET
6	D	105	SER
7	E	23	HIS
7	E	24	VAL
7	E	25	THR
7	E	41	MET
7	E	63	THR
7	E	65	HIS
7	E	68	THR
7	E	75	MET
7	E	83	TYR
7	E	84	VAL
7	E	115	ILE
7	E	136	ILE
8	G	1	MET
8	G	12	ILE
8	G	18	VAL
8	G	19	ILE
8	G	24	GLN
8	G	32	GLU
8	G	41	ASN
8	G	42	LYS
8	G	44	THR
8	G	46	THR
8	G	51	THR
8	G	58	ILE
8	G	69	LYS
8	G	101	LEU
8	G	102	ILE
8	G	114	ARG
8	G	125	VAL
8	G	131	HIS
8	G	143	LEU
9	H	8	LEU
9	H	19	VAL
9	H	21	THR
9	H	23	LYS
9	H	24	VAL
9	H	56	ASP
9	H	57	VAL
9	H	61	VAL

Continued on next page...

Continued from previous page...

Mol	Chain	Res	Type
9	H	63	VAL
9	H	67	SER
9	H	69	VAL
9	H	90	ASP
9	H	96	THR
9	H	97	ARG
9	H	107	ARG
9	H	112	MET
9	H	122	LEU
10	I	19	VAL
10	I	21	ARG
10	I	25	THR
10	I	31	SER
10	I	38	GLN
10	I	47	ARG
10	I	50	PHE
10	I	51	GLU
10	I	54	GLN
10	I	55	LEU
10	I	61	LEU
10	I	70	ASN
10	I	84	LYS
10	I	89	THR
10	I	107	SER
10	I	112	LEU
10	I	128	PHE
11	J	16	LYS
11	J	27	VAL
11	J	35	GLN
11	J	37	THR
11	J	41	TRP
11	J	72	THR
11	J	75	THR
11	J	96	VAL
11	J	120	LEU
11	J	134	ARG
12	K	6	LEU
12	K	27	SER
12	K	32	THR
12	K	33	THR
12	K	36	ARG
12	K	42	SER

Continued on next page...

Continued from previous page...

Mol	Chain	Res	Type
12	K	55	ASP
12	K	65	THR
12	K	66	LEU
12	K	94	THR
12	K	97	GLN
12	K	101	THR
12	K	109	ARG
12	K	110	ARG
13	L	11	ARG
13	L	17	ARG
13	L	31	LEU
13	L	33	VAL
13	L	36	SER
13	L	45	ILE
13	L	48	ASN
13	L	52	THR
13	L	53	LEU
13	L	96	ARG
14	M	10	VAL
14	M	11	THR
14	M	17	THR
14	M	21	SER
14	M	27	THR
14	M	43	GLN
14	M	49	VAL
14	M	52	ARG
14	M	53	ARG
14	M	57	VAL
14	M	58	SER
14	M	60	THR
14	M	63	VAL
14	M	74	ARG
14	M	75	THR
14	M	80	THR
14	M	82	LYS
14	M	83	ILE
14	M	100	TYR
14	M	102	LEU
14	M	103	ARG
14	M	106	ARG
15	N	9	VAL
15	N	29	HIS

Continued on next page...

Continued from previous page...

Mol	Chain	Res	Type
15	N	30	THR
15	N	41	LYS
15	N	48	ARG
15	N	51	ARG
15	N	54	LYS
15	N	55	ARG
15	N	58	ARG
15	N	63	THR
15	N	70	ARG
15	N	73	GLU
15	N	74	MET
15	N	75	SER
15	N	78	ARG
15	N	79	LEU
15	N	84	LYS
15	N	92	ARG
15	N	112	LYS
15	N	115	ASP
15	N	117	LEU
16	O	1	MET
16	O	12	ILE
16	O	16	GLU
16	O	48	VAL
16	O	72	THR
16	O	78	ARG
16	O	84	ARG
16	O	97	ILE
17	P	2	GLU
17	P	11	ARG
17	P	38	LEU
17	P	40	ASN
17	P	59	GLU
17	P	65	ASN
17	P	66	THR
17	P	83	LYS
17	P	86	ARG
17	P	109	ASP
17	P	111	LYS
17	P	112	GLU
18	Q	5	ASP
18	Q	49	LYS
18	Q	58	TYR

Continued on next page...

Continued from previous page...

Mol	Chain	Res	Type
18	Q	72	THR
18	Q	76	ARG
18	Q	80	VAL
18	Q	87	ILE
19	R	3	ILE
19	R	4	LYS
19	R	9	VAL
19	R	23	VAL
19	R	24	ILE
19	R	31	ASP
19	R	32	ARG
19	R	33	VAL
19	R	36	GLU
19	R	39	ASN
19	R	43	LYS
19	R	56	ILE
19	R	59	THR
19	R	68	VAL
19	R	72	ASP
19	R	80	ARG
19	R	81	VAL
19	R	91	VAL
20	S	14	THR
20	S	18	LEU
20	S	22	ARG
20	S	30	VAL
20	S	31	VAL
20	S	41	VAL
20	S	43	VAL
20	S	55	VAL
20	S	69	THR
20	S	85	GLN
20	S	101	THR
20	S	113	VAL
20	S	133	THR
20	S	155	THR
20	S	161	VAL
21	T	26	SER
21	T	27	LYS
21	T	28	ARG
21	T	29	LEU
21	T	39	VAL

Continued on next page...

Continued from previous page...

Mol	Chain	Res	Type
21	T	40	THR
21	T	51	THR
21	T	57	GLU
21	T	61	ARG
21	T	78	GLU
21	T	80	LYS
21	T	82	ARG
21	T	88	SER
22	U	29	TRP
23	V	19	LYS
23	V	20	SER
23	V	23	GLU
23	V	29	ARG
23	V	30	PHE
23	V	34	THR
23	V	38	GLU
23	V	40	THR
23	V	43	ILE
23	V	52	ARG
23	V	56	VAL
23	V	62	ILE
24	W	12	VAL
24	W	15	ARG
24	W	17	GLU
24	W	18	THR
24	W	32	ASN
24	W	33	SER
24	W	40	ASN
24	W	44	ARG
24	W	50	VAL
24	W	53	LEU
24	W	54	VAL
24	W	58	GLU
25	Z	3	VAL
25	Z	7	ARG
25	Z	24	VAL
25	Z	37	TYR
25	Z	38	LYS
25	Z	39	LEU
26	2	5	THR
26	2	20	ARG
26	2	22	ARG

Continued on next page...

Continued from previous page...

Mol	Chain	Res	Type
26	2	25	THR
26	2	30	LYS
26	2	41	LYS
27	3	6	THR
27	3	14	VAL
27	3	24	ARG
27	3	29	THR
27	3	55	MET
27	3	58	VAL
28	4	11	CYS

Sometimes sidechains can be flipped to improve hydrogen bonding and reduce clashes. All (3) such sidechains are listed below:

Mol	Chain	Res	Type
14	M	14	GLN
16	O	63	ASN
17	P	40	ASN

5.3.3 RNA [i](#)

Mol	Chain	Analysed	Backbone Outliers	Pucker Outliers
2	X	2685/2923 (91%)	645 (24%)	36 (1%)
3	Y	113/114 (99%)	18 (15%)	0
All	All	2798/3037 (92%)	663 (23%)	36 (1%)

All (663) RNA backbone outliers are listed below:

Mol	Chain	Res	Type
2	X	8	U
2	X	15	G
2	X	17	G
2	X	34	U
2	X	38	A
2	X	39	C
2	X	51	G
2	X	52	A
2	X	60	U
2	X	61	A
2	X	64	A
2	X	66	C

Continued on next page...

Continued from previous page...

Mol	Chain	Res	Type
2	X	70	G
2	X	71	A
2	X	75	G
2	X	80	G
2	X	90	A
2	X	91	A
2	X	95	A
2	X	96	G
2	X	101	G
2	X	111	U
2	X	117	A
2	X	118	A
2	X	119	U
2	X	124	A
2	X	131	G
2	X	133	A
2	X	139	U
2	X	140	A
2	X	152	C
2	X	154	A
2	X	156	A
2	X	157	U
2	X	164	A
2	X	165	C
2	X	166	A
2	X	167	U
2	X	169	G
2	X	170	C
2	X	171	A
2	X	172	U
2	X	173	A
2	X	176	A
2	X	177	G
2	X	178	A
2	X	179	A
2	X	180	G
2	X	183	A
2	X	184	C
2	X	185	A
2	X	199	A
2	X	202	A
2	X	219	A

Continued on next page...

Continued from previous page...

Mol	Chain	Res	Type
2	X	225	A
2	X	227	G
2	X	233	U
2	X	235	G
2	X	236	A
2	X	248	G
2	X	251	G
2	X	255	G
2	X	268	A
2	X	284	C
2	X	285	U
2	X	286	U
2	X	287	G
2	X	288	C
2	X	289	U
2	X	290	U
2	X	291	G
2	X	293	U
2	X	298	U
2	X	300	G
2	X	301	U
2	X	303	G
2	X	310	C
2	X	311	U
2	X	313	U
2	X	319	G
2	X	320	U
2	X	321	U
2	X	322	A
2	X	328	G
2	X	329	A
2	X	330	C
2	X	332	A
2	X	338	G
2	X	344	U
2	X	353	A
2	X	354	A
2	X	359	A
2	X	364	A
2	X	372	A
2	X	373	A
2	X	374	U

Continued on next page...

Continued from previous page...

Mol	Chain	Res	Type
2	X	375	A
2	X	377	U
2	X	389	A
2	X	392	U
2	X	394	U
2	X	403	U
2	X	404	U
2	X	405	G
2	X	410	G
2	X	413	C
2	X	415	U
2	X	416	G
2	X	417	A
2	X	418	G
2	X	426	G
2	X	432	G
2	X	434	G
2	X	444	C
2	X	445	G
2	X	447	A
2	X	449	U
2	X	450	C
2	X	451	U
2	X	452	G
2	X	457	G
2	X	458	A
2	X	474	A
2	X	486	G
2	X	497	U
2	X	501	C
2	X	502	C
2	X	503	A
2	X	504	G
2	X	506	A
2	X	526	A
2	X	527	G
2	X	528	C
2	X	539	G
2	X	543	G
2	X	549	U
2	X	550	A
2	X	553	A

Continued on next page...

Continued from previous page...

Mol	Chain	Res	Type
2	X	554	C
2	X	555	C
2	X	566	U
2	X	567	G
2	X	572	C
2	X	573	A
2	X	575	G
2	X	576	U
2	X	577	A
2	X	578	G
2	X	583	A
2	X	590	U
2	X	592	A
2	X	593	U
2	X	594	G
2	X	606	G
2	X	615	A
2	X	616	G
2	X	618	A
2	X	628	G
2	X	629	A
2	X	630	G
2	X	635	G
2	X	646	A
2	X	647	G
2	X	657	U
2	X	658	A
2	X	659	A
2	X	660	A
2	X	661	U
2	X	666	A
2	X	673	G
2	X	682	A
2	X	683	G
2	X	690	U
2	X	691	A
2	X	692	G
2	X	698	U
2	X	699	U
2	X	702	U
2	X	713	A
2	X	716	C

Continued on next page...

Continued from previous page...

Mol	Chain	Res	Type
2	X	722	A
2	X	727	G
2	X	731	U
2	X	737	C
2	X	740	G
2	X	746	G
2	X	765	U
2	X	766	G
2	X	771	G
2	X	774	G
2	X	775	A
2	X	783	G
2	X	784	A
2	X	792	U
2	X	793	G
2	X	802	G
2	X	813	G
2	X	820	G
2	X	823	G
2	X	827	A
2	X	829	U
2	X	836	C
2	X	837	G
2	X	838	A
2	X	850	G
2	X	851	C
2	X	856	U
2	X	857	C
2	X	864	A
2	X	866	A
2	X	872	U
2	X	873	U
2	X	883	C
2	X	887	A
2	X	890	G
2	X	891	A
2	X	892	U
2	X	904	G
2	X	921	C
2	X	923	A
2	X	924	G
2	X	940	U

Continued on next page...

Continued from previous page...

Mol	Chain	Res	Type
2	X	942	C
2	X	943	C
2	X	944	G
2	X	947	U
2	X	948	U
2	X	955	A
2	X	969	A
2	X	970	U
2	X	972	A
2	X	977	A
2	X	985	A
2	X	989	A
2	X	990	G
2	X	1001	A
2	X	1005	G
2	X	1017	A
2	X	1018	A
2	X	1027	A
2	X	1034	A
2	X	1039	C
2	X	1040	A
2	X	1041	G
2	X	1043	U
2	X	1052	A
2	X	1053	A
2	X	1056	U
2	X	1057	A
2	X	1066	G
2	X	1067	U
2	X	1069	G
2	X	1070	A
2	X	1077	U
2	X	1078	G
2	X	1083	G
2	X	1086	G
2	X	1087	C
2	X	1089	C
2	X	1090	A
2	X	1091	G
2	X	1092	A
2	X	1093	C
2	X	1145	U

Continued on next page...

Continued from previous page...

Mol	Chain	Res	Type
2	X	1146	C
2	X	1147	A
2	X	1150	A
2	X	1151	G
2	X	1155	A
2	X	1156	G
2	X	1157	U
2	X	1175	G
2	X	1176	U
2	X	1177	A
2	X	1178	C
2	X	1179	C
2	X	1180	G
2	X	1186	A
2	X	1187	A
2	X	1195	A
2	X	1200	A
2	X	1215	U
2	X	1218	G
2	X	1220	A
2	X	1221	C
2	X	1250	G
2	X	1256	U
2	X	1258	A
2	X	1262	U
2	X	1274	G
2	X	1278	G
2	X	1291	A
2	X	1293	U
2	X	1294	G
2	X	1300	G
2	X	1309	G
2	X	1310	A
2	X	1311	A
2	X	1312	A
2	X	1313	G
2	X	1317	G
2	X	1337	A
2	X	1338	U
2	X	1340	G
2	X	1345	A
2	X	1349	U

Continued on next page...

Continued from previous page...

Mol	Chain	Res	Type
2	X	1350	U
2	X	1366	U
2	X	1389	U
2	X	1396	A
2	X	1402	A
2	X	1405	G
2	X	1415	A
2	X	1416	U
2	X	1422	A
2	X	1433	U
2	X	1447	A
2	X	1453	G
2	X	1454	U
2	X	1460	U
2	X	1461	C
2	X	1462	G
2	X	1463	A
2	X	1464	U
2	X	1465	G
2	X	1466	G
2	X	1467	G
2	X	1471	A
2	X	1472	C
2	X	1481	A
2	X	1489	A
2	X	1490	G
2	X	1491	C
2	X	1492	G
2	X	1494	G
2	X	1495	C
2	X	1496	G
2	X	1497	A
2	X	1498	U
2	X	1499	U
2	X	1503	U
2	X	1504	U
2	X	1505	G
2	X	1508	C
2	X	1509	G
2	X	1510	U
2	X	1511	C
2	X	1512	U

Continued on next page...

Continued from previous page...

Mol	Chain	Res	Type
2	X	1513	A
2	X	1514	A
2	X	1515	G
2	X	1516	C
2	X	1519	U
2	X	1522	G
2	X	1527	A
2	X	1528	G
2	X	1529	U
2	X	1541	C
2	X	1542	C
2	X	1543	G
2	X	1544	G
2	X	1547	C
2	X	1548	U
2	X	1549	C
2	X	1550	G
2	X	1551	U
2	X	1556	G
2	X	1557	C
2	X	1559	G
2	X	1561	G
2	X	1568	U
2	X	1569	G
2	X	1573	A
2	X	1575	A
2	X	1576	A
2	X	1577	G
2	X	1592	A
2	X	1593	G
2	X	1594	U
2	X	1599	G
2	X	1605	A
2	X	1606	C
2	X	1607	A
2	X	1613	G
2	X	1616	A
2	X	1625	U
2	X	1628	A
2	X	1629	U
2	X	1630	A
2	X	1631	G

Continued on next page...

Continued from previous page...

Mol	Chain	Res	Type
2	X	1632	A
2	X	1636	U
2	X	1637	A
2	X	1638	G
2	X	1639	G
2	X	1652	A
2	X	1653	A
2	X	1654	A
2	X	1662	A
2	X	1678	A
2	X	1684	A
2	X	1690	A
2	X	1691	G
2	X	1692	C
2	X	1695	G
2	X	1718	G
2	X	1732	U
2	X	1740	G
2	X	1744	A
2	X	1746	G
2	X	1748	G
2	X	1756	U
2	X	1757	U
2	X	1758	A
2	X	1760	G
2	X	1761	G
2	X	1763	U
2	X	1764	A
2	X	1765	A
2	X	1766	C
2	X	1768	C
2	X	1770	C
2	X	1771	A
2	X	1772	G
2	X	1783	G
2	X	1785	G
2	X	1790	G
2	X	1791	G
2	X	1800	A
2	X	1824	C
2	X	1826	G
2	X	1827	C

Continued on next page...

Continued from previous page...

Mol	Chain	Res	Type
2	X	1835	U
2	X	1836	A
2	X	1837	A
2	X	1843	U
2	X	1846	A
2	X	1847	U
2	X	1856	A
2	X	1860	C
2	X	1865	C
2	X	1875	A
2	X	1876	G
2	X	1885	G
2	X	1886	A
2	X	1893	A
2	X	1902	G
2	X	1908	A
2	X	1911	A
2	X	1912	A
2	X	1918	G
2	X	1926	A
2	X	1929	C
2	X	1930	G
2	X	1932	C
2	X	1933	G
2	X	1953	U
2	X	1955	A
2	X	1956	G
2	X	1963	A
2	X	1964	A
2	X	1965	A
2	X	1967	U
2	X	1982	U
2	X	1991	G
2	X	1994	C
2	X	1997	A
2	X	1998	A
2	X	1999	G
2	X	2009	U
2	X	2019	G
2	X	2020	U
2	X	2024	A
2	X	2031	G

Continued on next page...

Continued from previous page...

Mol	Chain	Res	Type
2	X	2043	U
2	X	2045	A
2	X	2047	A
2	X	2048	G
2	X	2050	A
2	X	2057	A
2	X	2058	A
2	X	2059	G
2	X	2060	A
2	X	2068	U
2	X	2070	C
2	X	2078	A
2	X	2079	G
2	X	2081	A
2	X	2082	C
2	X	2083	G
2	X	2087	A
2	X	2088	G
2	X	2089	A
2	X	2096	G
2	X	2107	G
2	X	2118	U
2	X	2119	U
2	X	2125	U
2	X	2225	A
2	X	2228	C
2	X	2230	G
2	X	2231	C
2	X	2233	C
2	X	2234	C
2	X	2237	U
2	X	2238	U
2	X	2239	A
2	X	2240	U
2	X	2241	C
2	X	2244	G
2	X	2245	G
2	X	2246	U
2	X	2248	G
2	X	2252	A
2	X	2265	G
2	X	2266	G

Continued on next page...

Continued from previous page...

Mol	Chain	Res	Type
2	X	2270	U
2	X	2278	G
2	X	2293	A
2	X	2295	A
2	X	2300	A
2	X	2306	G
2	X	2310	C
2	X	2314	A
2	X	2332	U
2	X	2333	U
2	X	2334	G
2	X	2347	A
2	X	2348	G
2	X	2352	G
2	X	2354	A
2	X	2361	U
2	X	2362	A
2	X	2372	G
2	X	2374	C
2	X	2377	C
2	X	2379	A
2	X	2385	A
2	X	2388	A
2	X	2398	G
2	X	2399	G
2	X	2406	G
2	X	2409	G
2	X	2410	G
2	X	2412	C
2	X	2417	U
2	X	2429	U
2	X	2432	G
2	X	2433	C
2	X	2434	A
2	X	2441	G
2	X	2450	U
2	X	2452	A
2	X	2456	G
2	X	2457	A
2	X	2468	C
2	X	2472	G
2	X	2473	G

Continued on next page...

Continued from previous page...

Mol	Chain	Res	Type
2	X	2475	A
2	X	2492	C
2	X	2497	G
2	X	2500	U
2	X	2501	U
2	X	2503	A
2	X	2505	A
2	X	2514	G
2	X	2526	C
2	X	2529	G
2	X	2530	A
2	X	2532	G
2	X	2545	A
2	X	2546	U
2	X	2547	C
2	X	2556	G
2	X	2561	C
2	X	2565	C
2	X	2575	G
2	X	2581	U
2	X	2591	A
2	X	2593	A
2	X	2594	G
2	X	2600	C
2	X	2603	G
2	X	2609	G
2	X	2612	U
2	X	2613	C
2	X	2629	A
2	X	2630	G
2	X	2636	U
2	X	2638	C
2	X	2640	U
2	X	2641	A
2	X	2642	U
2	X	2648	G
2	X	2652	G
2	X	2656	A
2	X	2657	G
2	X	2661	A
2	X	2663	U
2	X	2681	A

Continued on next page...

Continued from previous page...

Mol	Chain	Res	Type
2	X	2682	G
2	X	2690	G
2	X	2698	A
2	X	2708	C
2	X	2712	G
2	X	2715	G
2	X	2716	U
2	X	2717	A
2	X	2741	G
2	X	2745	G
2	X	2748	A
2	X	2753	U
2	X	2760	A
2	X	2766	U
2	X	2771	G
2	X	2775	A
2	X	2778	G
2	X	2779	C
2	X	2784	A
2	X	2791	A
2	X	2792	A
2	X	2805	A
2	X	2806	U
2	X	2817	A
2	X	2818	A
2	X	2819	C
2	X	2820	U
2	X	2821	U
2	X	2824	G
2	X	2826	U
2	X	2827	A
2	X	2832	A
2	X	2840	A
2	X	2843	A
2	X	2851	G
2	X	2865	G
2	X	2877	G
2	X	2887	G
2	X	2892	G
2	X	2894	C
2	X	2899	A
2	X	2900	C

Continued on next page...

Continued from previous page...

Mol	Chain	Res	Type
2	X	2906	G
2	X	2913	G
2	X	2920	U
3	Y	10	U
3	Y	23	U
3	Y	24	C
3	Y	28	C
3	Y	38	U
3	Y	39	G
3	Y	41	C
3	Y	42	G
3	Y	43	A
3	Y	44	A
3	Y	47	C
3	Y	53	U
3	Y	59	U
3	Y	83	U
3	Y	87	G
3	Y	88	U
3	Y	106	U
3	Y	114	C

All (36) RNA pucker outliers are listed below:

Mol	Chain	Res	Type
2	X	38	A
2	X	90	A
2	X	165	C
2	X	285	U
2	X	364	A
2	X	416	G
2	X	502	C
2	X	525	A
2	X	614	U
2	X	630	G
2	X	657	U
2	X	660	A
2	X	890	G
2	X	970	U
2	X	1028	G
2	X	1091	G
2	X	1149	U

Continued on next page...

Continued from previous page...

Mol	Chain	Res	Type
2	X	1177	A
2	X	1303	A
2	X	1310	A
2	X	1369	G
2	X	1490	G
2	X	1503	U
2	X	1510	U
2	X	1521	A
2	X	1568	U
2	X	1576	A
2	X	1636	U
2	X	1885	G
2	X	1901	C
2	X	2062	G
2	X	2239	A
2	X	2378	G
2	X	2457	A
2	X	2474	G
2	X	2611	U

5.4 Non-standard residues in protein, DNA, RNA chains [i](#)

There are no non-standard protein/DNA/RNA residues in this entry.

5.5 Carbohydrates [i](#)

There are no monosaccharides in this entry.

5.6 Ligand geometry [i](#)

Of 538 ligands modelled in this entry, 514 are monoatomic - leaving 24 for Mogul analysis.

In the following table, the Counts columns list the number of bonds (or angles) for which Mogul statistics could be retrieved, the number of bonds (or angles) that are observed in the model and the number of bonds (or angles) that are defined in the Chemical Component Dictionary. The Link column lists molecule types, if any, to which the group is linked. The Z score for a bond length (or angle) is the number of standard deviations the observed value is removed from the expected value. A bond length (or angle) with $|Z| > 2$ is considered an outlier worth inspection. RMSZ is the root-mean-square of all Z scores of the bond lengths (or angles).

Mol	Type	Chain	Res	Link	Bond lengths			Bond angles		
					Counts	RMSZ	# Z > 2	Counts	RMSZ	# Z > 2
33	SPD	X	3498	-	9,9,9	0.38	0	8,8,8	0.61	0
33	SPD	X	3496	-	9,9,9	0.27	0	8,8,8	0.19	0
34	EOH	X	3500	-	2,2,2	0.62	0	1,1,1	0.50	0
32	MPD	X	3006	-	7,7,7	1.00	1 (14%)	9,10,10	0.56	0
33	SPD	Y	213	-	9,9,9	0.20	0	8,8,8	0.13	0
33	SPD	X	3493	-	9,9,9	0.33	0	8,8,8	0.53	0
35	EPE	N	201	-	15,15,15	1.14	1 (6%)	18,20,20	1.39	2 (11%)
32	MPD	J	201	-	7,7,7	1.31	1 (14%)	9,10,10	0.69	0
32	MPD	X	3007	-	7,7,7	0.38	0	9,10,10	0.41	0
33	SPD	X	3497	-	9,9,9	0.12	0	8,8,8	0.34	0
31	62B	X	3003	-	37,38,38	1.03	2 (5%)	55,60,60	3.30	18 (32%)
32	MPD	X	3005	-	7,7,7	0.99	1 (14%)	9,10,10	0.66	0
32	MPD	X	3008	-	7,7,7	1.18	1 (14%)	9,10,10	0.68	0
33	SPD	X	3492	-	9,9,9	0.39	0	8,8,8	0.39	0
32	MPD	Z	101	-	7,7,7	0.62	0	9,10,10	0.22	0
32	MPD	X	3010	-	7,7,7	0.96	1 (14%)	9,10,10	0.42	0
32	MPD	Q	101	-	7,7,7	0.74	0	9,10,10	0.26	0
33	SPD	X	3495	-	9,9,9	0.24	0	8,8,8	0.36	0
34	EOH	X	3499	-	2,2,2	0.62	0	1,1,1	0.48	0
34	EOH	S	301	-	2,2,2	0.71	0	1,1,1	0.29	0
32	MPD	X	3004	-	7,7,7	1.16	1 (14%)	9,10,10	0.71	0
33	SPD	X	3494	-	9,9,9	0.21	0	8,8,8	0.31	0
32	MPD	X	3011	-	7,7,7	1.27	1 (14%)	9,10,10	0.46	0
32	MPD	X	3009	-	7,7,7	0.62	0	9,10,10	0.30	0

In the following table, the Chirals column lists the number of chiral outliers, the number of chiral centers analysed, the number of these observed in the model and the number defined in the Chemical Component Dictionary. Similar counts are reported in the Torsion and Rings columns. '-' means no outliers of that kind were identified.

Mol	Type	Chain	Res	Link	Chirals	Torsions	Rings
33	SPD	X	3498	-	-	3/7/7/7	-
33	SPD	X	3496	-	-	1/7/7/7	-
32	MPD	X	3006	-	-	1/5/5/5	-
33	SPD	Y	213	-	-	2/7/7/7	-
33	SPD	X	3493	-	-	1/7/7/7	-
35	EPE	N	201	-	-	5/9/19/19	0/1/1/1
32	MPD	J	201	-	-	1/5/5/5	-
32	MPD	X	3007	-	-	0/5/5/5	-
33	SPD	X	3497	-	-	4/7/7/7	-

Continued on next page...

Continued from previous page...

Mol	Type	Chain	Res	Link	Chirals	Torsions	Rings
31	62B	X	3003	-	-	1/12/86/86	0/4/4/4
32	MPD	X	3005	-	-	2/5/5/5	-
32	MPD	X	3008	-	-	3/5/5/5	-
33	SPD	X	3492	-	-	4/7/7/7	-
32	MPD	Z	101	-	-	1/5/5/5	-
32	MPD	X	3010	-	-	1/5/5/5	-
32	MPD	Q	101	-	-	1/5/5/5	-
33	SPD	X	3495	-	-	5/7/7/7	-
32	MPD	X	3004	-	-	4/5/5/5	-
33	SPD	X	3494	-	-	3/7/7/7	-
32	MPD	X	3011	-	-	3/5/5/5	-
32	MPD	X	3009	-	-	2/5/5/5	-

All (10) bond length outliers are listed below:

Mol	Chain	Res	Type	Atoms	Z	Observed(Å)	Ideal(Å)
31	X	3003	62B	C10-C11	4.35	1.60	1.56
35	N	201	EPE	C10-S	-3.77	1.72	1.77
31	X	3003	62B	C13-C12	-3.24	1.49	1.55
32	J	201	MPD	C3-C2	2.99	1.61	1.53
32	X	3011	MPD	C3-C2	2.81	1.61	1.53
32	X	3004	MPD	C3-C2	2.75	1.61	1.53
32	X	3008	MPD	C3-C2	2.73	1.61	1.53
32	X	3006	MPD	C3-C2	2.42	1.60	1.53
32	X	3010	MPD	C3-C2	2.10	1.59	1.53
32	X	3005	MPD	C3-C2	2.07	1.59	1.53

All (20) bond angle outliers are listed below:

Mol	Chain	Res	Type	Atoms	Z	Observed(°)	Ideal(°)
31	X	3003	62B	C18-C12-C11	12.98	115.64	108.06
31	X	3003	62B	C15-C5-C14	-8.58	100.50	108.95
31	X	3003	62B	C6-C5-C14	7.47	117.16	112.10
31	X	3003	62B	C24-C25-C26	-7.23	103.25	111.53
31	X	3003	62B	C13-C12-C19	-6.16	98.31	111.04
31	X	3003	62B	C13-C14-C5	-5.61	110.55	116.31
31	X	3003	62B	C1-C9-C8	-4.90	98.45	110.01
31	X	3003	62B	C13-C12-C11	4.64	117.24	112.70
31	X	3003	62B	C28-C23-S1	-4.52	103.18	111.10
31	X	3003	62B	C9-C10-C11	4.49	116.68	112.56

Continued on next page...

Continued from previous page...

Mol	Chain	Res	Type	Atoms	Z	Observed(°)	Ideal(°)
35	N	201	EPE	O3S-S-C10	-4.24	98.92	105.77
31	X	3003	62B	C12-C11-C10	4.19	118.69	114.58
31	X	3003	62B	C8-C9-C10	3.24	116.37	111.75
31	X	3003	62B	C2-C3-C4	-2.97	105.25	108.60
31	X	3003	62B	C17-C10-C11	-2.85	109.89	112.11
31	X	3003	62B	C7-C6-C5	-2.80	108.62	111.37
35	N	201	EPE	O2S-S-C10	2.63	110.08	106.92
31	X	3003	62B	C27-C26-C25	-2.33	107.86	110.24
31	X	3003	62B	C1-C9-C4	2.08	106.90	102.60
31	X	3003	62B	C8-C9-C4	2.06	109.42	106.56

There are no chirality outliers.

All (48) torsion outliers are listed below:

Mol	Chain	Res	Type	Atoms
32	X	3004	MPD	O2-C2-C3-C4
32	X	3004	MPD	C2-C3-C4-O4
35	N	201	EPE	N4-C7-C8-O8
33	X	3495	SPD	N6-C7-C8-C9
33	X	3498	SPD	C8-C7-N6-C5
33	X	3495	SPD	C7-C8-C9-N10
35	N	201	EPE	C8-C7-N4-C5
33	X	3495	SPD	C8-C7-N6-C5
33	X	3497	SPD	N1-C2-C3-C4
33	Y	213	SPD	C2-C3-C4-C5
35	N	201	EPE	S-C10-C9-N1
35	N	201	EPE	C10-C9-N1-C6
32	X	3008	MPD	O2-C2-C3-C4
33	X	3495	SPD	N1-C2-C3-C4
32	X	3006	MPD	C2-C3-C4-C5
32	X	3009	MPD	C2-C3-C4-C5
32	X	3011	MPD	C2-C3-C4-C5
32	J	201	MPD	C2-C3-C4-C5
32	Q	101	MPD	C2-C3-C4-C5
33	X	3492	SPD	N1-C2-C3-C4
33	X	3497	SPD	N6-C7-C8-C9
31	X	3003	62B	C21-C22-S1-C23
32	X	3004	MPD	C1-C2-C3-C4
32	X	3004	MPD	CM-C2-C3-C4
32	X	3008	MPD	C1-C2-C3-C4
32	X	3008	MPD	CM-C2-C3-C4
32	X	3011	MPD	C1-C2-C3-C4

Continued on next page...

Continued from previous page...

Mol	Chain	Res	Type	Atoms
32	X	3011	MPD	CM-C2-C3-C4
33	X	3492	SPD	C4-C5-N6-C7
33	X	3497	SPD	C2-C3-C4-C5
33	Y	213	SPD	C4-C5-N6-C7
33	X	3494	SPD	N1-C2-C3-C4
33	X	3496	SPD	N1-C2-C3-C4
33	X	3498	SPD	N1-C2-C3-C4
33	X	3495	SPD	C2-C3-C4-C5
35	N	201	EPE	C10-C9-N1-C2
33	X	3492	SPD	C3-C4-C5-N6
33	X	3497	SPD	C8-C7-N6-C5
33	X	3492	SPD	N6-C7-C8-C9
32	X	3005	MPD	O2-C2-C3-C4
33	X	3493	SPD	N1-C2-C3-C4
33	X	3494	SPD	C8-C7-N6-C5
33	X	3494	SPD	C2-C3-C4-C5
32	X	3010	MPD	C2-C3-C4-C5
32	Z	101	MPD	C2-C3-C4-C5
33	X	3498	SPD	C4-C5-N6-C7
32	X	3005	MPD	C2-C3-C4-O4
32	X	3009	MPD	C2-C3-C4-O4

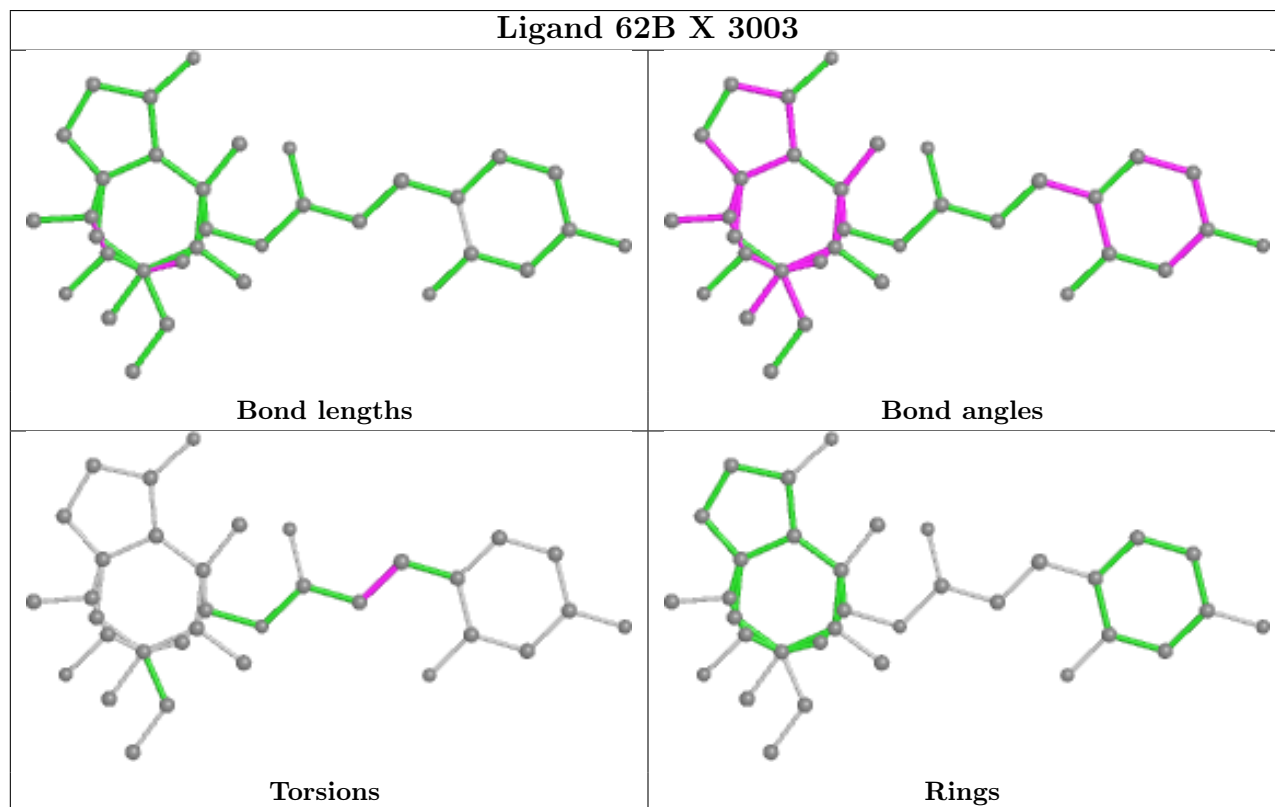
There are no ring outliers.

14 monomers are involved in 36 short contacts:

Mol	Chain	Res	Type	Clashes	Symm-Clashes
33	X	3498	SPD	1	0
32	X	3006	MPD	2	0
33	Y	213	SPD	1	0
33	X	3493	SPD	2	0
35	N	201	EPE	17	0
32	J	201	MPD	1	0
33	X	3497	SPD	3	0
31	X	3003	62B	1	0
32	X	3005	MPD	1	0
32	X	3008	MPD	1	0
32	X	3010	MPD	1	0
33	X	3495	SPD	2	0
32	X	3004	MPD	2	0
33	X	3494	SPD	1	0

The following is a two-dimensional graphical depiction of Mogul quality analysis of bond lengths,

bond angles, torsion angles, and ring geometry for all instances of the Ligand of Interest. In addition, ligands with molecular weight > 250 and outliers as shown on the validation Tables will also be included. For torsion angles, if less than 5% of the Mogul distribution of torsion angles is within 10 degrees of the torsion angle in question, then that torsion angle is considered an outlier. Any bond that is central to one or more torsion angles identified as an outlier by Mogul will be highlighted in the graph. For rings, the root-mean-square deviation (RMSD) between the ring in question and similar rings identified by Mogul is calculated over all ring torsion angles. If the average RMSD is greater than 60 degrees and the minimal RMSD between the ring in question and any Mogul-identified rings is also greater than 60 degrees, then that ring is considered an outlier. The outliers are highlighted in purple. The color gray indicates Mogul did not find sufficient equivalents in the CSD to analyse the geometry.



5.7 Other polymers [i](#)

There are no such residues in this entry.

5.8 Polymer linkage issues [i](#)

There are no chain breaks in this entry.

6 Fit of model and data i

6.1 Protein, DNA and RNA chains i

In the following table, the column labelled ‘#RSRZ> 2’ contains the number (and percentage) of RSRZ outliers, followed by percent RSRZ outliers for the chain as percentile scores relative to all X-ray entries and entries of similar resolution. The OWAB column contains the minimum, median, 95th percentile and maximum values of the occupancy-weighted average B-factor per residue. The column labelled ‘Q< 0.9’ lists the number of (and percentage) of residues with an average occupancy less than 0.9.

Mol	Chain	Analysed	<RSRZ>	#RSRZ>2	OWAB(Å ²)	Q<0.9
1	A	269/277 (97%)	-0.31	4 (1%) 73 59	92, 138, 160, 172	0
2	X	2705/2923 (92%)	-0.49	17 (0%) 89 80	53, 101, 188, 280	0
3	Y	114/114 (100%)	-0.63	0 100 100	76, 125, 175, 180	0
4	B	215/220 (97%)	-0.31	1 (0%) 91 83	62, 81, 99, 116	0
5	C	199/207 (96%)	-0.43	1 (0%) 91 83	64, 96, 113, 138	0
6	D	165/179 (92%)	0.02	11 (6%) 17 11	166, 193, 231, 239	0
7	E	157/178 (88%)	-0.26	6 (3%) 40 27	133, 172, 206, 212	0
8	G	145/145 (100%)	-0.20	1 (0%) 87 78	64, 79, 91, 96	0
9	H	122/122 (100%)	-0.37	0 100 100	84, 102, 123, 128	0
10	I	131/140 (93%)	-0.02	5 (3%) 40 27	58, 116, 136, 142	0
11	J	138/144 (95%)	0.24	4 (2%) 51 35	77, 103, 135, 152	0
12	K	119/122 (97%)	-0.54	0 100 100	67, 84, 108, 141	0
13	L	109/119 (91%)	-0.83	0 100 100	121, 130, 157, 189	0
14	M	110/116 (94%)	-0.39	2 (1%) 68 52	85, 99, 132, 156	0
15	N	116/118 (98%)	-0.43	0 100 100	54, 70, 90, 96	0
16	O	102/102 (100%)	-0.56	0 100 100	54, 88, 103, 109	0
17	P	112/117 (95%)	-0.01	1 (0%) 84 72	64, 75, 114, 139	0
18	Q	90/91 (98%)	-0.19	0 100 100	98, 122, 138, 170	0
19	R	102/105 (97%)	0.30	6 (5%) 22 13	98, 121, 189, 206	0
20	S	167/217 (76%)	-0.27	1 (0%) 89 80	87, 109, 199, 218	0
21	T	75/94 (79%)	-0.00	1 (1%) 77 63	85, 97, 115, 129	0
22	U	42/62 (67%)	2.37	24 (57%) 0 0	160, 172, 203, 213	0
23	V	65/69 (94%)	-0.07	0 100 100	134, 145, 159, 163	0
24	W	57/59 (96%)	0.21	0 100 100	63, 77, 99, 101	0

Continued on next page...

Continued from previous page...

Mol	Chain	Analysed	<RSRZ>	#RSRZ>2	OWAB(Å ²)	Q<0.9
25	Z	43/58 (74%)	-0.26	0 100 100	54, 76, 131, 136	0
26	2	43/45 (95%)	0.41	4 (9%) 8 5	83, 92, 102, 105	0
27	3	60/66 (90%)	-0.24	0 100 100	80, 89, 105, 109	0
28	4	36/37 (97%)	2.40	22 (61%) 0 0	159, 164, 174, 178	0
All	All	5808/6246 (92%)	-0.32	111 (1%) 66 50	53, 103, 190, 280	0

All (111) RSRZ outliers are listed below:

Mol	Chain	Res	Type	RSRZ
22	U	16	ASN	5.7
22	U	30	ASN	5.4
28	4	32	HIS	5.2
22	U	27	ARG	5.1
28	4	30	PRO	5.0
22	U	17	ARG	4.9
28	4	29	ASN	4.7
28	4	31	LYS	4.6
22	U	15	GLY	4.5
19	R	70	LEU	4.3
7	E	88	GLU	4.2
28	4	24	MET	4.2
28	4	34	GLN	4.1
22	U	14	THR	4.1
19	R	69	GLN	3.9
22	U	29	TRP	3.9
6	D	83	MET	3.8
28	4	2	LYS	3.7
22	U	37	ARG	3.7
11	J	62	GLY	3.7
28	4	14	CYS	3.7
28	4	35	ARG	3.7
22	U	41	ASP	3.6
22	U	40	VAL	3.6
22	U	13	SER	3.6
22	U	26	LYS	3.6
28	4	12	GLU	3.5
28	4	27	CYS	3.5
2	X	2629	A	3.4
22	U	35	LYS	3.4
2	X	1150	A	3.4
22	U	20	HIS	3.4

Continued on next page...

Continued from previous page...

Mol	Chain	Res	Type	RSRZ
20	S	140	ALA	3.3
22	U	31	ALA	3.3
10	I	95	LEU	3.2
1	A	94	VAL	3.1
22	U	38	ILE	3.1
6	D	162	THR	3.1
6	D	47	SER	3.0
10	I	114	ASN	3.0
22	U	36	VAL	3.0
2	X	2277	G	2.9
28	4	11	CYS	2.9
28	4	36	GLN	2.9
7	E	171	ARG	2.9
2	X	1876	G	2.8
6	D	84	PRO	2.8
22	U	34	GLN	2.8
28	4	10	ILE	2.8
19	R	67	ASN	2.8
11	J	58	MET	2.8
7	E	170	ARG	2.7
22	U	28	ARG	2.7
26	2	18	GLY	2.7
22	U	25	THR	2.7
14	M	25	GLY	2.7
28	4	6	SER	2.6
2	X	420	A	2.6
10	I	118	ASP	2.6
22	U	33	LEU	2.5
28	4	26	ILE	2.5
7	E	163	ARG	2.5
26	2	9	ASN	2.5
19	R	68	VAL	2.5
6	D	68	THR	2.5
28	4	25	VAL	2.5
6	D	158	THR	2.5
11	J	61	GLY	2.5
2	X	1148	C	2.5
2	X	1147	A	2.5
6	D	82	GLY	2.4
22	U	53	ALA	2.4
21	T	60	GLY	2.4
11	J	55	THR	2.4

Continued on next page...

Continued from previous page...

Mol	Chain	Res	Type	RSRZ
2	X	33	U	2.4
19	R	32	ARG	2.4
19	R	31	ASP	2.4
6	D	77	PHE	2.4
1	A	82	GLN	2.3
17	P	102	HIS	2.3
10	I	1	MET	2.3
6	D	113	ASP	2.3
14	M	4	HIS	2.3
2	X	447	A	2.3
5	C	176	THR	2.3
8	G	145	GLY	2.2
2	X	2345	A	2.2
2	X	34	U	2.2
6	D	38	MET	2.2
26	2	17	HIS	2.2
7	E	91	GLY	2.2
2	X	2238	U	2.2
22	U	50	SER	2.1
1	A	262	GLY	2.1
28	4	15	LYS	2.1
6	D	122	PHE	2.1
28	4	28	GLU	2.1
2	X	2502	C	2.1
4	B	134	HIS	2.1
26	2	16	VAL	2.1
28	4	1	MET	2.1
2	X	2239	A	2.0
1	A	25	THR	2.0
2	X	1877	G	2.0
2	X	1918	G	2.0
28	4	4	ARG	2.0
10	I	66	PHE	2.0
2	X	1149	U	2.0
28	4	3	VAL	2.0
7	E	162	ILE	2.0
22	U	51	ALA	2.0

6.2 Non-standard residues in protein, DNA, RNA chains

There are no non-standard protein/DNA/RNA residues in this entry.

6.3 Carbohydrates [i](#)

There are no monosaccharides in this entry.

6.4 Ligands [i](#)

In the following table, the Atoms column lists the number of modelled atoms in the group and the number defined in the chemical component dictionary. The B-factors column lists the minimum, median, 95th percentile and maximum values of B factors of atoms in the group. The column labelled 'Q< 0.9' lists the number of atoms with occupancy less than 0.9.

Mol	Type	Chain	Res	Atoms	RSCC	RSR	B-factors(Å ²)	Q<0.9
30	MG	Y	210	1/1	0.17	1.31	105,105,105,105	0
30	MG	X	3250	1/1	0.21	1.64	89,89,89,89	0
29	MN	X	3466	1/1	0.37	0.38	155,155,155,155	0
30	MG	X	3306	1/1	0.43	0.43	95,95,95,95	0
29	MN	X	3209	1/1	0.43	0.19	150,150,150,150	0
30	MG	X	3340	1/1	0.45	0.64	84,84,84,84	0
30	MG	X	3351	1/1	0.46	0.63	116,116,116,116	0
30	MG	X	3449	1/1	0.47	0.42	86,86,86,86	0
30	MG	X	3417	1/1	0.47	0.93	82,82,82,82	0
29	MN	X	3437	1/1	0.49	0.13	153,153,153,153	0
30	MG	X	3474	1/1	0.53	0.23	106,106,106,106	0
29	MN	X	3460	1/1	0.53	0.36	182,182,182,182	0
30	MG	X	3362	1/1	0.54	0.36	114,114,114,114	0
30	MG	X	3337	1/1	0.55	0.47	89,89,89,89	0
30	MG	Y	203	1/1	0.55	0.60	96,96,96,96	0
30	MG	X	3349	1/1	0.55	1.47	127,127,127,127	0
30	MG	X	3180	1/1	0.56	1.15	78,78,78,78	0
30	MG	X	3488	1/1	0.57	0.67	100,100,100,100	0
30	MG	X	3310	1/1	0.57	0.22	129,129,129,129	0
30	MG	X	3487	1/1	0.57	0.53	109,109,109,109	0
30	MG	X	3391	1/1	0.58	1.00	107,107,107,107	0
30	MG	X	3327	1/1	0.58	1.10	126,126,126,126	0
30	MG	X	3400	1/1	0.60	0.63	90,90,90,90	0
30	MG	X	3433	1/1	0.60	0.34	124,124,124,124	0
30	MG	X	3341	1/1	0.61	0.64	96,96,96,96	0
29	MN	X	3211	1/1	0.61	0.35	144,144,144,144	0
30	MG	A	303	1/1	0.62	0.31	94,94,94,94	0
29	MN	X	3324	1/1	0.62	0.16	164,164,164,164	0
30	MG	X	3308	1/1	0.63	0.44	77,77,77,77	0
30	MG	X	3335	1/1	0.63	0.70	61,61,61,61	0
30	MG	Y	212	1/1	0.64	0.63	95,95,95,95	0

Continued on next page...

Continued from previous page...

Mol	Type	Chain	Res	Atoms	RSCC	RSR	B-factors(Å ²)	Q<0.9
29	MN	X	3471	1/1	0.66	1.22	130,130,130,130	0
29	MN	X	3446	1/1	0.66	0.45	142,142,142,142	0
30	MG	X	3087	1/1	0.66	0.66	55,55,55,55	0
30	MG	X	3344	1/1	0.66	0.85	91,91,91,91	0
29	MN	X	3202	1/1	0.66	0.22	173,173,173,173	0
29	MN	X	3263	1/1	0.66	0.35	166,166,166,166	0
29	MN	X	3421	1/1	0.67	0.45	111,111,111,111	0
30	MG	X	3393	1/1	0.67	1.22	104,104,104,104	0
30	MG	X	3248	1/1	0.68	0.55	69,69,69,69	0
30	MG	X	3294	1/1	0.68	0.45	108,108,108,108	0
30	MG	X	3445	1/1	0.69	1.41	104,104,104,104	0
30	MG	X	3386	1/1	0.69	0.40	88,88,88,88	0
30	MG	X	3253	1/1	0.69	1.55	112,112,112,112	0
30	MG	X	3435	1/1	0.69	0.28	153,153,153,153	0
33	SPD	X	3498	10/10	0.69	0.41	93,93,93,93	0
30	MG	X	3357	1/1	0.70	0.29	95,95,95,95	0
29	MN	X	3181	1/1	0.70	0.12	142,142,142,142	0
29	MN	X	3183	1/1	0.71	0.14	125,125,125,125	0
29	MN	X	3114	1/1	0.71	0.56	122,122,122,122	0
30	MG	X	3358	1/1	0.71	1.38	88,88,88,88	0
29	MN	X	3203	1/1	0.71	0.19	145,145,145,145	0
30	MG	X	3370	1/1	0.71	1.18	113,113,113,113	0
30	MG	X	3475	1/1	0.71	0.85	93,93,93,93	0
30	MG	X	3395	1/1	0.72	0.37	79,79,79,79	0
30	MG	X	3196	1/1	0.72	0.52	89,89,89,89	0
30	MG	G	202	1/1	0.72	0.37	77,77,77,77	0
30	MG	X	3222	1/1	0.72	0.21	80,80,80,80	0
29	MN	X	3425	1/1	0.73	0.30	101,101,101,101	0
29	MN	X	3225	1/1	0.73	0.53	157,157,157,157	0
30	MG	X	3428	1/1	0.73	0.12	105,105,105,105	0
30	MG	X	3254	1/1	0.73	0.77	66,66,66,66	0
30	MG	X	3293	1/1	0.73	0.47	117,117,117,117	0
30	MG	X	3236	1/1	0.73	0.71	88,88,88,88	0
29	MN	X	3210	1/1	0.73	0.22	201,201,201,201	0
30	MG	X	3398	1/1	0.73	0.59	99,99,99,99	0
30	MG	X	3361	1/1	0.74	0.37	86,86,86,86	0
30	MG	X	3255	1/1	0.74	0.62	94,94,94,94	0
30	MG	P	201	1/1	0.74	0.65	63,63,63,63	0
30	MG	X	3230	1/1	0.74	0.54	80,80,80,80	0
34	EOH	S	301	3/3	0.74	0.35	90,90,90,90	0
30	MG	X	3252	1/1	0.75	1.35	114,114,114,114	0

Continued on next page...

Continued from previous page...

Mol	Type	Chain	Res	Atoms	RSCC	RSR	B-factors(Å ²)	Q<0.9
29	MN	X	3072	1/1	0.75	0.21	123,123,123,123	0
29	MN	X	3155	1/1	0.75	0.40	110,110,110,110	0
30	MG	X	3265	1/1	0.76	0.64	96,96,96,96	0
30	MG	X	3348	1/1	0.76	0.62	72,72,72,72	0
30	MG	X	3266	1/1	0.76	0.34	90,90,90,90	0
29	MN	X	3458	1/1	0.76	0.54	127,127,127,127	0
30	MG	X	3441	1/1	0.76	0.57	96,96,96,96	0
30	MG	G	201	1/1	0.76	0.57	89,89,89,89	0
30	MG	X	3352	1/1	0.76	0.52	94,94,94,94	0
30	MG	X	3244	1/1	0.76	0.51	109,109,109,109	0
29	MN	X	3166	1/1	0.76	0.21	92,92,92,92	0
29	MN	X	3478	1/1	0.76	0.20	132,132,132,132	0
29	MN	X	3112	1/1	0.77	0.25	124,124,124,124	0
30	MG	X	3339	1/1	0.77	1.67	108,108,108,108	0
29	MN	X	3175	1/1	0.77	0.28	122,122,122,122	0
30	MG	A	302	1/1	0.78	0.57	92,92,92,92	0
30	MG	X	3346	1/1	0.78	0.47	68,68,68,68	0
32	MPD	J	201	8/8	0.78	0.30	125,125,125,125	0
30	MG	X	3336	1/1	0.78	0.91	99,99,99,99	0
33	SPD	Y	213	10/10	0.78	0.38	101,101,101,101	0
30	MG	X	3342	1/1	0.78	0.52	80,80,80,80	0
30	MG	X	3332	1/1	0.79	0.44	81,81,81,81	0
30	MG	X	3130	1/1	0.79	0.36	72,72,72,72	0
29	MN	X	3447	1/1	0.79	0.24	128,128,128,128	0
32	MPD	X	3004	8/8	0.79	0.30	135,135,135,135	0
29	MN	X	3186	1/1	0.79	0.45	143,143,143,143	0
30	MG	X	3286	1/1	0.79	0.47	77,77,77,77	0
29	MN	X	3379	1/1	0.79	0.19	158,158,158,158	0
30	MG	X	3365	1/1	0.79	0.69	76,76,76,76	0
29	MN	Z	102	1/1	0.80	0.36	112,112,112,112	0
30	MG	X	3394	1/1	0.80	0.19	98,98,98,98	0
29	MN	X	3454	1/1	0.80	0.49	126,126,126,126	0
30	MG	X	3382	1/1	0.80	0.66	126,126,126,126	0
29	MN	X	3158	1/1	0.80	0.30	117,117,117,117	0
30	MG	X	3413	1/1	0.80	0.56	90,90,90,90	0
29	MN	X	3231	1/1	0.80	0.26	161,161,161,161	0
30	MG	X	3423	1/1	0.81	0.32	79,79,79,79	0
30	MG	Y	207	1/1	0.81	0.27	78,78,78,78	0
30	MG	X	3385	1/1	0.81	1.06	88,88,88,88	0
30	MG	X	3229	1/1	0.81	0.20	98,98,98,98	0
29	MN	X	3468	1/1	0.81	0.25	104,104,104,104	0
29	MN	X	3469	1/1	0.81	0.17	140,140,140,140	0

Continued on next page...

Continued from previous page...

Mol	Type	Chain	Res	Atoms	RSCC	RSR	B-factors(Å ²)	Q<0.9
29	MN	X	3323	1/1	0.81	0.26	141,141,141,141	0
29	MN	X	3185	1/1	0.81	0.16	101,101,101,101	0
29	MN	X	3146	1/1	0.81	0.20	122,122,122,122	0
33	SPD	X	3496	10/10	0.81	0.48	102,102,102,102	0
29	MN	X	3314	1/1	0.81	0.30	147,147,147,147	0
30	MG	X	3375	1/1	0.81	0.24	76,76,76,76	0
30	MG	X	3228	1/1	0.81	0.30	150,150,150,150	0
30	MG	X	3260	1/1	0.82	0.14	123,123,123,123	0
30	MG	X	3378	1/1	0.82	0.59	83,83,83,83	0
29	MN	X	3456	1/1	0.82	0.24	113,113,113,113	0
30	MG	X	3354	1/1	0.82	0.71	75,75,75,75	0
29	MN	X	3154	1/1	0.82	0.35	124,124,124,124	0
30	MG	X	3212	1/1	0.82	0.97	78,78,78,78	0
30	MG	X	3288	1/1	0.82	0.32	81,81,81,81	0
29	MN	X	3479	1/1	0.82	0.24	171,171,171,171	0
30	MG	X	3363	1/1	0.82	0.36	82,82,82,82	0
29	MN	X	3162	1/1	0.82	0.24	118,118,118,118	0
30	MG	X	3305	1/1	0.82	0.43	123,123,123,123	0
30	MG	X	3406	1/1	0.82	0.29	71,71,71,71	0
30	MG	X	3408	1/1	0.82	1.48	97,97,97,97	0
30	MG	X	3429	1/1	0.83	0.23	102,102,102,102	0
30	MG	X	3477	1/1	0.83	0.32	80,80,80,80	0
30	MG	X	3123	1/1	0.83	0.49	69,69,69,69	0
30	MG	X	3307	1/1	0.83	0.52	71,71,71,71	0
29	MN	X	3133	1/1	0.83	0.28	133,133,133,133	0
32	MPD	Q	101	8/8	0.83	0.20	137,137,137,137	0
30	MG	X	3167	1/1	0.83	0.34	62,62,62,62	0
30	MG	X	3213	1/1	0.83	1.50	86,86,86,86	0
30	MG	X	3356	1/1	0.83	0.13	83,83,83,83	0
30	MG	C	302	1/1	0.83	0.29	78,78,78,78	0
29	MN	X	3208	1/1	0.84	0.29	141,141,141,141	0
29	MN	X	3168	1/1	0.84	0.29	115,115,115,115	0
30	MG	X	3345	1/1	0.84	0.30	65,65,65,65	0
29	MN	X	3360	1/1	0.84	0.12	146,146,146,146	0
30	MG	X	3387	1/1	0.84	0.34	175,175,175,175	0
30	MG	X	3246	1/1	0.84	0.90	72,72,72,72	0
29	MN	X	3463	1/1	0.84	0.17	134,134,134,134	0
29	MN	X	3174	1/1	0.84	0.18	121,121,121,121	0
30	MG	X	3489	1/1	0.84	0.70	62,62,62,62	0
30	MG	X	3283	1/1	0.84	0.22	129,129,129,129	0
29	MN	X	3139	1/1	0.84	0.45	117,117,117,117	0
30	MG	X	3440	1/1	0.84	0.42	79,79,79,79	0

Continued on next page...

Continued from previous page...

Mol	Type	Chain	Res	Atoms	RSCC	RSR	B-factors(Å ²)	Q<0.9
29	MN	X	3316	1/1	0.85	0.10	173,173,173,173	0
30	MG	X	3002	1/1	0.85	1.02	100,100,100,100	0
30	MG	X	3280	1/1	0.85	0.33	159,159,159,159	0
30	MG	X	3300	1/1	0.85	0.25	94,94,94,94	0
32	MPD	X	3008	8/8	0.85	0.26	94,94,94,94	0
30	MG	X	3371	1/1	0.85	0.49	88,88,88,88	0
30	MG	Y	205	1/1	0.85	0.82	94,94,94,94	0
33	SPD	X	3492	10/10	0.85	0.27	105,105,105,105	0
30	MG	X	3372	1/1	0.85	0.50	78,78,78,78	0
33	SPD	X	3497	10/10	0.85	0.18	96,96,96,96	0
30	MG	X	3419	1/1	0.85	0.70	107,107,107,107	0
29	MN	X	3319	1/1	0.85	0.10	158,158,158,158	0
29	MN	X	3150	1/1	0.85	0.18	110,110,110,110	0
30	MG	X	3224	1/1	0.86	0.78	66,66,66,66	0
30	MG	X	3242	1/1	0.86	0.69	65,65,65,65	0
32	MPD	Z	101	8/8	0.86	0.21	145,145,145,145	0
30	MG	X	3329	1/1	0.86	0.52	63,63,63,63	0
33	SPD	X	3494	10/10	0.86	0.27	87,87,87,87	0
29	MN	X	3178	1/1	0.86	0.11	126,126,126,126	0
30	MG	X	3444	1/1	0.86	0.40	100,100,100,100	0
29	MN	X	3262	1/1	0.86	0.12	143,143,143,143	0
29	MN	X	3148	1/1	0.86	0.25	144,144,144,144	0
30	MG	X	3233	1/1	0.86	0.34	68,68,68,68	0
30	MG	X	3129	1/1	0.87	0.60	79,79,79,79	0
29	MN	Y	208	1/1	0.87	0.19	164,164,164,164	0
29	MN	X	3380	1/1	0.87	0.26	151,151,151,151	0
29	MN	X	3194	1/1	0.87	0.21	138,138,138,138	0
29	MN	X	3422	1/1	0.87	0.23	154,154,154,154	0
30	MG	X	3328	1/1	0.87	0.53	103,103,103,103	0
29	MN	X	3058	1/1	0.87	0.39	101,101,101,101	0
30	MG	X	3347	1/1	0.87	1.25	108,108,108,108	0
30	MG	X	3411	1/1	0.87	0.42	82,82,82,82	0
30	MG	X	3241	1/1	0.87	1.25	78,78,78,78	0
30	MG	X	3334	1/1	0.87	0.70	89,89,89,89	0
30	MG	X	3350	1/1	0.87	0.39	100,100,100,100	0
33	SPD	X	3495	10/10	0.87	0.24	83,83,83,83	0
30	MG	X	3504	1/1	0.87	0.57	74,74,74,74	0
30	MG	X	3295	1/1	0.87	0.45	100,100,100,100	0
29	MN	X	3376	1/1	0.87	0.10	119,119,119,119	0
29	MN	X	3116	1/1	0.87	0.42	111,111,111,111	0
30	MG	X	3338	1/1	0.87	0.34	82,82,82,82	0
29	MN	X	3176	1/1	0.88	0.31	128,128,128,128	0

Continued on next page...

Continued from previous page...

Mol	Type	Chain	Res	Atoms	RSCC	RSR	B-factors(Å ²)	Q<0.9
30	MG	X	3287	1/1	0.88	1.56	102,102,102,102	0
30	MG	J	202	1/1	0.88	0.18	92,92,92,92	0
29	MN	X	3320	1/1	0.88	0.31	107,107,107,107	0
30	MG	X	3290	1/1	0.88	0.59	98,98,98,98	0
30	MG	X	3412	1/1	0.88	0.53	106,106,106,106	0
32	MPD	X	3010	8/8	0.88	0.22	113,113,113,113	0
30	MG	X	3144	1/1	0.88	0.32	71,71,71,71	0
30	MG	X	3226	1/1	0.88	0.82	102,102,102,102	0
30	MG	X	3359	1/1	0.88	0.51	91,91,91,91	0
30	MG	X	3420	1/1	0.88	0.47	75,75,75,75	0
29	MN	X	3113	1/1	0.88	0.23	96,96,96,96	0
29	MN	X	3461	1/1	0.88	0.26	149,149,149,149	0
29	MN	X	3151	1/1	0.88	0.25	97,97,97,97	0
30	MG	X	3282	1/1	0.88	0.25	85,85,85,85	0
30	MG	X	3368	1/1	0.88	0.54	87,87,87,87	0
30	MG	X	3397	1/1	0.88	0.21	78,78,78,78	0
29	MN	X	3182	1/1	0.88	0.13	133,133,133,133	0
30	MG	X	3298	1/1	0.89	0.40	95,95,95,95	0
29	MN	X	3060	1/1	0.89	0.23	90,90,90,90	0
29	MN	X	3025	1/1	0.89	0.31	128,128,128,128	0
30	MG	X	3484	1/1	0.89	0.17	77,77,77,77	0
30	MG	X	3238	1/1	0.89	0.86	85,85,85,85	0
30	MG	X	3424	1/1	0.89	1.44	89,89,89,89	0
29	MN	X	3153	1/1	0.89	0.09	123,123,123,123	0
29	MN	X	3019	1/1	0.89	0.32	109,109,109,109	0
29	MN	X	3124	1/1	0.89	0.13	147,147,147,147	0
33	SPD	X	3493	10/10	0.89	0.27	83,83,83,83	0
30	MG	X	3291	1/1	0.89	0.47	86,86,86,86	0
30	MG	X	3355	1/1	0.89	0.19	91,91,91,91	0
30	MG	X	3205	1/1	0.89	0.15	98,98,98,98	0
30	MG	X	3343	1/1	0.89	0.63	73,73,73,73	0
29	MN	X	3326	1/1	0.89	0.21	145,145,145,145	0
30	MG	X	3249	1/1	0.89	0.98	109,109,109,109	0
30	MG	X	3473	1/1	0.89	0.19	82,82,82,82	0
29	MN	X	3084	1/1	0.90	0.14	123,123,123,123	0
30	MG	X	3138	1/1	0.90	0.53	72,72,72,72	0
29	MN	X	3198	1/1	0.90	0.18	125,125,125,125	0
30	MG	X	3381	1/1	0.90	0.71	97,97,97,97	0
30	MG	X	3416	1/1	0.90	0.27	90,90,90,90	0
30	MG	X	3232	1/1	0.90	1.01	74,74,74,74	0
29	MN	R	201	1/1	0.90	0.28	123,123,123,123	0
30	MG	X	3486	1/1	0.90	0.60	90,90,90,90	0

Continued on next page...

Continued from previous page...

Mol	Type	Chain	Res	Atoms	RSCC	RSR	B-factors(Å ²)	Q<0.9
29	MN	X	3147	1/1	0.90	0.11	119,119,119,119	0
29	MN	X	3465	1/1	0.90	0.24	117,117,117,117	0
29	MN	X	3117	1/1	0.90	0.26	107,107,107,107	0
30	MG	X	3207	1/1	0.90	0.28	66,66,66,66	0
30	MG	A	304	1/1	0.90	0.49	105,105,105,105	0
29	MN	X	3119	1/1	0.90	0.20	140,140,140,140	0
30	MG	X	3214	1/1	0.90	0.77	86,86,86,86	0
29	MN	X	3034	1/1	0.90	0.26	77,77,77,77	0
30	MG	Y	211	1/1	0.90	0.42	115,115,115,115	0
29	MN	X	3027	1/1	0.90	0.36	68,68,68,68	0
34	EOH	X	3500	3/3	0.90	0.34	99,99,99,99	0
29	MN	X	3073	1/1	0.90	0.36	95,95,95,95	0
30	MG	X	3443	1/1	0.91	0.24	118,118,118,118	0
29	MN	X	3453	1/1	0.91	0.33	126,126,126,126	0
29	MN	X	3184	1/1	0.91	0.13	128,128,128,128	0
30	MG	X	3448	1/1	0.91	0.65	72,72,72,72	0
30	MG	X	3268	1/1	0.91	0.36	62,62,62,62	0
30	MG	X	3304	1/1	0.91	0.46	117,117,117,117	0
30	MG	M	201	1/1	0.91	0.42	68,68,68,68	0
30	MG	O	201	1/1	0.91	0.27	51,51,51,51	0
29	MN	X	3045	1/1	0.91	0.27	96,96,96,96	0
29	MN	X	3110	1/1	0.91	0.19	117,117,117,117	0
32	MPD	X	3006	8/8	0.91	0.22	82,82,82,82	0
29	MN	X	3480	1/1	0.91	0.57	175,175,175,175	0
30	MG	X	3481	1/1	0.91	0.23	82,82,82,82	0
30	MG	X	3285	1/1	0.91	0.21	75,75,75,75	0
30	MG	X	3485	1/1	0.91	0.23	102,102,102,102	0
29	MN	A	301	1/1	0.91	0.39	138,138,138,138	0
29	MN	X	3315	1/1	0.91	0.18	104,104,104,104	0
29	MN	X	3462	1/1	0.91	0.28	152,152,152,152	0
29	MN	X	3439	1/1	0.91	0.28	94,94,94,94	0
30	MG	X	3490	1/1	0.91	0.30	100,100,100,100	0
30	MG	X	3396	1/1	0.91	0.60	108,108,108,108	0
29	MN	X	3059	1/1	0.91	0.24	111,111,111,111	0
29	MN	X	3159	1/1	0.91	0.17	118,118,118,118	0
30	MG	Y	206	1/1	0.91	0.86	104,104,104,104	0
30	MG	X	3399	1/1	0.91	0.47	79,79,79,79	0
29	MN	X	3452	1/1	0.91	0.08	120,120,120,120	0
35	EPE	N	201	15/15	0.91	0.20	73,73,73,73	0
30	MG	X	3165	1/1	0.92	0.79	84,84,84,84	0
29	MN	T	101	1/1	0.92	0.18	121,121,121,121	0
29	MN	X	3077	1/1	0.92	0.32	100,100,100,100	0

Continued on next page...

Continued from previous page...

Mol	Type	Chain	Res	Atoms	RSCC	RSR	B-factors(\AA^2)	Q<0.9
29	MN	X	3111	1/1	0.92	0.32	130,130,130,130	0
30	MG	X	3483	1/1	0.92	0.29	91,91,91,91	0
30	MG	X	3333	1/1	0.92	0.77	97,97,97,97	0
30	MG	X	3259	1/1	0.92	0.49	122,122,122,122	0
32	MPD	X	3007	8/8	0.92	0.36	132,132,132,132	0
30	MG	X	3383	1/1	0.92	0.46	75,75,75,75	0
29	MN	X	3177	1/1	0.92	0.16	125,125,125,125	0
32	MPD	X	3011	8/8	0.92	0.30	75,75,75,75	0
29	MN	X	3044	1/1	0.92	0.37	116,116,116,116	0
29	MN	X	3405	1/1	0.92	0.17	103,103,103,103	0
29	MN	X	3455	1/1	0.92	0.43	116,116,116,116	0
30	MG	X	3302	1/1	0.92	0.16	100,100,100,100	0
30	MG	X	3303	1/1	0.92	0.72	101,101,101,101	0
30	MG	Y	204	1/1	0.92	0.37	78,78,78,78	0
30	MG	X	3272	1/1	0.92	0.46	104,104,104,104	0
29	MN	X	3101	1/1	0.92	0.48	131,131,131,131	0
29	MN	X	3322	1/1	0.92	0.15	137,137,137,137	0
29	MN	X	3199	1/1	0.92	0.20	143,143,143,143	0
30	MG	X	3367	1/1	0.92	0.39	83,83,83,83	0
29	MN	X	3173	1/1	0.92	0.25	129,129,129,129	0
30	MG	X	3369	1/1	0.92	0.74	70,70,70,70	0
29	MN	X	3109	1/1	0.92	0.14	92,92,92,92	0
29	MN	X	3024	1/1	0.93	0.18	120,120,120,120	0
29	MN	X	3470	1/1	0.93	0.18	148,148,148,148	0
29	MN	X	3163	1/1	0.93	0.13	124,124,124,124	0
29	MN	X	3190	1/1	0.93	0.20	124,124,124,124	0
29	MN	X	3317	1/1	0.93	0.14	137,137,137,137	0
30	MG	X	3388	1/1	0.93	0.85	85,85,85,85	0
30	MG	X	3137	1/1	0.93	1.13	63,63,63,63	0
32	MPD	X	3009	8/8	0.93	0.39	129,129,129,129	0
29	MN	X	3104	1/1	0.93	0.14	94,94,94,94	0
29	MN	X	3157	1/1	0.93	0.24	108,108,108,108	0
30	MG	X	3434	1/1	0.93	0.21	64,64,64,64	0
29	MN	X	3321	1/1	0.93	0.07	159,159,159,159	0
29	MN	X	3122	1/1	0.93	0.23	99,99,99,99	0
30	MG	X	3258	1/1	0.93	0.26	80,80,80,80	0
30	MG	X	3292	1/1	0.93	0.36	89,89,89,89	0
29	MN	X	3243	1/1	0.93	0.18	114,114,114,114	0
29	MN	X	3071	1/1	0.93	0.21	98,98,98,98	0
29	MN	X	3161	1/1	0.93	0.23	93,93,93,93	0
30	MG	X	3373	1/1	0.93	0.33	97,97,97,97	0
30	MG	X	3297	1/1	0.93	0.19	81,81,81,81	0

Continued on next page...

Continued from previous page...

Mol	Type	Chain	Res	Atoms	RSCC	RSR	B-factors(\AA^2)	Q<0.9
30	MG	X	3353	1/1	0.93	0.17	79,79,79,79	0
34	EOH	X	3499	3/3	0.93	0.40	80,80,80,80	0
29	MN	X	3311	1/1	0.93	0.16	124,124,124,124	0
30	MG	I	201	1/1	0.93	0.57	80,80,80,80	0
30	MG	X	3415	1/1	0.93	0.24	81,81,81,81	0
30	MG	X	3274	1/1	0.94	0.34	99,99,99,99	0
29	MN	X	3037	1/1	0.94	0.26	90,90,90,90	0
29	MN	X	3149	1/1	0.94	0.26	109,109,109,109	0
30	MG	X	3390	1/1	0.94	0.56	63,63,63,63	0
30	MG	X	3427	1/1	0.94	0.15	59,59,59,59	0
29	MN	X	3082	1/1	0.94	0.20	112,112,112,112	0
29	MN	X	3125	1/1	0.94	0.13	123,123,123,123	0
29	MN	X	3318	1/1	0.94	0.08	128,128,128,128	0
30	MG	X	3501	1/1	0.94	0.83	64,64,64,64	0
30	MG	X	3366	1/1	0.94	0.66	99,99,99,99	0
30	MG	X	3142	1/1	0.94	0.51	72,72,72,72	0
30	MG	X	3309	1/1	0.94	0.34	105,105,105,105	0
29	MN	X	3193	1/1	0.94	0.09	110,110,110,110	0
29	MN	X	3115	1/1	0.94	0.32	116,116,116,116	0
29	MN	X	3237	1/1	0.94	0.07	167,167,167,167	0
29	MN	X	3179	1/1	0.94	0.12	106,106,106,106	0
29	MN	X	3041	1/1	0.94	0.18	77,77,77,77	0
29	MN	X	3094	1/1	0.94	0.14	124,124,124,124	0
30	MG	X	3450	1/1	0.94	0.75	132,132,132,132	0
30	MG	X	3239	1/1	0.94	0.39	91,91,91,91	0
30	MG	X	3240	1/1	0.94	0.67	78,78,78,78	0
29	MN	X	3264	1/1	0.94	0.12	117,117,117,117	0
29	MN	X	3047	1/1	0.94	0.26	70,70,70,70	0
30	MG	X	3301	1/1	0.94	0.19	72,72,72,72	0
29	MN	X	3192	1/1	0.95	0.09	138,138,138,138	0
29	MN	X	3036	1/1	0.95	0.30	86,86,86,86	0
29	MN	X	3464	1/1	0.95	0.56	149,149,149,149	0
29	MN	X	3017	1/1	0.95	0.08	92,92,92,92	0
30	MG	X	3247	1/1	0.95	0.52	85,85,85,85	0
30	MG	X	3432	1/1	0.95	0.24	71,71,71,71	0
29	MN	X	3404	1/1	0.95	0.15	131,131,131,131	0
29	MN	X	3197	1/1	0.95	0.26	138,138,138,138	0
30	MG	X	3384	1/1	0.95	0.26	102,102,102,102	0
30	MG	X	3438	1/1	0.95	0.20	84,84,84,84	0
29	MN	X	3407	1/1	0.95	0.20	83,83,83,83	0
30	MG	X	3299	1/1	0.95	0.22	149,149,149,149	0
29	MN	X	3418	1/1	0.95	0.13	124,124,124,124	0

Continued on next page...

Continued from previous page...

Mol	Type	Chain	Res	Atoms	RSCC	RSR	B-factors(\AA^2)	Q<0.9
30	MG	X	3204	1/1	0.95	0.14	100,100,100,100	0
29	MN	X	3090	1/1	0.95	0.26	97,97,97,97	0
31	62B	X	3003	35/35	0.95	0.29	65,65,65,65	0
29	MN	X	3128	1/1	0.95	0.24	93,93,93,93	0
32	MPD	X	3005	8/8	0.95	0.23	78,78,78,78	0
29	MN	X	3013	1/1	0.95	0.25	70,70,70,70	0
29	MN	X	3436	1/1	0.95	0.17	119,119,119,119	0
30	MG	X	3451	1/1	0.95	0.30	115,115,115,115	0
29	MN	Y	202	1/1	0.95	0.15	105,105,105,105	0
30	MG	X	3261	1/1	0.95	0.23	91,91,91,91	0
29	MN	X	3095	1/1	0.95	0.20	79,79,79,79	0
30	MG	X	3476	1/1	0.95	0.15	64,64,64,64	0
29	MN	X	3096	1/1	0.95	0.38	100,100,100,100	0
29	MN	X	3100	1/1	0.95	0.25	96,96,96,96	0
30	MG	X	3482	1/1	0.95	0.26	90,90,90,90	0
29	MN	X	3074	1/1	0.95	0.52	113,113,113,113	0
29	MN	X	3103	1/1	0.95	0.21	85,85,85,85	0
30	MG	X	3277	1/1	0.95	0.62	97,97,97,97	0
30	MG	X	3331	1/1	0.95	0.36	86,86,86,86	0
29	MN	X	3223	1/1	0.95	0.17	119,119,119,119	0
29	MN	X	3062	1/1	0.95	0.14	87,87,87,87	0
29	MN	X	3171	1/1	0.95	0.21	114,114,114,114	0
29	MN	X	3325	1/1	0.95	0.16	187,187,187,187	0
29	MN	X	3189	1/1	0.95	0.07	154,154,154,154	0
29	MN	X	3330	1/1	0.95	0.15	104,104,104,104	0
29	MN	X	3120	1/1	0.95	0.21	166,166,166,166	0
29	MN	X	3089	1/1	0.96	0.14	113,113,113,113	0
29	MN	X	3046	1/1	0.96	0.29	91,91,91,91	0
29	MN	X	3093	1/1	0.96	0.22	81,81,81,81	0
30	MG	X	3389	1/1	0.96	0.37	94,94,94,94	0
30	MG	X	3442	1/1	0.96	0.16	71,71,71,71	0
29	MN	X	3068	1/1	0.96	0.35	94,94,94,94	0
30	MG	X	3218	1/1	0.96	0.18	75,75,75,75	0
29	MN	X	3070	1/1	0.96	0.33	129,129,129,129	0
29	MN	X	3021	1/1	0.96	0.21	91,91,91,91	0
29	MN	X	3097	1/1	0.96	0.26	109,109,109,109	0
30	MG	X	3227	1/1	0.96	0.71	95,95,95,95	0
29	MN	X	3220	1/1	0.96	0.08	103,103,103,103	0
29	MN	X	3049	1/1	0.96	0.30	93,93,93,93	0
29	MN	X	3052	1/1	0.96	0.31	90,90,90,90	0
30	MG	X	3278	1/1	0.96	0.23	82,82,82,82	0
29	MN	X	3102	1/1	0.96	0.56	124,124,124,124	0

Continued on next page...

Continued from previous page...

Mol	Type	Chain	Res	Atoms	RSCC	RSR	B-factors(\AA^2)	Q<0.9
29	MN	X	3054	1/1	0.96	0.35	97,97,97,97	0
29	MN	X	3160	1/1	0.96	0.15	100,100,100,100	0
30	MG	X	3284	1/1	0.96	0.17	72,72,72,72	0
29	MN	X	3029	1/1	0.96	0.39	69,69,69,69	0
29	MN	X	3131	1/1	0.96	0.23	126,126,126,126	0
29	MN	X	3392	1/1	0.96	0.11	89,89,89,89	0
30	MG	X	3141	1/1	0.96	0.24	85,85,85,85	0
30	MG	X	3289	1/1	0.96	0.24	110,110,110,110	0
29	MN	X	3401	1/1	0.96	0.13	104,104,104,104	0
30	MG	X	3143	1/1	0.96	0.44	59,59,59,59	0
29	MN	X	3081	1/1	0.96	0.28	109,109,109,109	0
29	MN	X	3135	1/1	0.96	0.15	115,115,115,115	0
29	MN	X	3312	1/1	0.96	0.26	115,115,115,115	0
29	MN	X	3313	1/1	0.96	0.10	117,117,117,117	0
30	MG	X	3431	1/1	0.96	0.38	55,55,55,55	0
29	MN	X	3015	1/1	0.96	0.09	80,80,80,80	0
29	MN	X	3140	1/1	0.96	0.12	105,105,105,105	0
29	MN	X	3016	1/1	0.96	0.12	75,75,75,75	0
30	MG	Y	209	1/1	0.96	0.91	153,153,153,153	0
29	MN	X	3134	1/1	0.97	0.17	121,121,121,121	0
29	MN	X	3020	1/1	0.97	0.28	107,107,107,107	0
30	MG	X	3414	1/1	0.97	0.18	89,89,89,89	0
30	MG	Y	201	1/1	0.97	0.28	66,66,66,66	0
29	MN	X	3200	1/1	0.97	0.19	123,123,123,123	0
29	MN	X	3172	1/1	0.97	0.14	114,114,114,114	0
29	MN	X	3105	1/1	0.97	0.19	97,97,97,97	0
29	MN	X	3206	1/1	0.97	0.07	95,95,95,95	0
30	MG	X	3364	1/1	0.97	0.73	83,83,83,83	0
29	MN	X	3108	1/1	0.97	0.19	89,89,89,89	0
29	MN	X	3078	1/1	0.97	0.44	111,111,111,111	0
30	MG	X	3426	1/1	0.97	0.25	104,104,104,104	0
29	MN	X	3035	1/1	0.97	0.23	74,74,74,74	0
30	MG	C	301	1/1	0.97	0.40	64,64,64,64	0
29	MN	X	3026	1/1	0.97	0.29	66,66,66,66	0
29	MN	X	3374	1/1	0.97	0.12	104,104,104,104	0
30	MG	X	3267	1/1	0.97	0.26	72,72,72,72	0
29	MN	X	3048	1/1	0.97	0.43	93,93,93,93	0
29	MN	X	3086	1/1	0.97	0.47	92,92,92,92	0
29	MN	X	3088	1/1	0.97	0.28	101,101,101,101	0
30	MG	X	3276	1/1	0.97	0.23	67,67,67,67	0
30	MG	X	3377	1/1	0.97	0.43	121,121,121,121	0
30	MG	X	3221	1/1	0.97	0.12	89,89,89,89	0

Continued on next page...

Continued from previous page...

Mol	Type	Chain	Res	Atoms	RSCC	RSR	B-factors(\AA^2)	Q<0.9
29	MN	X	3063	1/1	0.97	0.31	70,70,70,70	0
29	MN	X	3234	1/1	0.97	0.05	144,144,144,144	0
30	MG	X	3281	1/1	0.97	0.71	113,113,113,113	0
29	MN	X	3402	1/1	0.97	0.13	108,108,108,108	0
29	MN	X	3502	1/1	0.97	0.26	88,88,88,88	0
29	MN	X	3235	1/1	0.97	0.11	155,155,155,155	0
29	MN	X	3064	1/1	0.97	0.18	84,84,84,84	0
29	MN	X	3065	1/1	0.97	0.37	97,97,97,97	0
29	MN	X	3409	1/1	0.97	0.17	87,87,87,87	0
29	MN	X	3245	1/1	0.97	0.21	129,129,129,129	0
29	MN	X	3067	1/1	0.97	0.42	104,104,104,104	0
29	MN	X	3012	1/1	0.97	0.38	79,79,79,79	0
29	MN	X	3187	1/1	0.97	0.09	137,137,137,137	0
29	MN	X	3069	1/1	0.97	0.29	103,103,103,103	0
29	MN	X	3051	1/1	0.97	0.24	97,97,97,97	0
29	MN	X	3191	1/1	0.97	0.06	138,138,138,138	0
29	MN	X	3001	1/1	0.97	0.38	97,97,97,97	0
30	MG	X	3296	1/1	0.97	0.21	45,45,45,45	0
29	MN	X	3031	1/1	0.97	0.24	68,68,68,68	0
29	MN	X	3056	1/1	0.97	0.18	88,88,88,88	0
29	MN	X	3195	1/1	0.97	0.22	139,139,139,139	0
30	MG	X	3410	1/1	0.97	0.16	95,95,95,95	0
29	MN	X	3057	1/1	0.97	0.23	68,68,68,68	0
29	MN	X	3216	1/1	0.98	0.04	94,94,94,94	0
29	MN	X	3106	1/1	0.98	0.14	100,100,100,100	0
29	MN	X	3107	1/1	0.98	0.29	73,73,73,73	0
29	MN	X	3055	1/1	0.98	0.26	86,86,86,86	0
29	MN	X	3091	1/1	0.98	0.16	92,92,92,92	0
29	MN	X	3075	1/1	0.98	0.23	71,71,71,71	0
30	MG	X	3269	1/1	0.98	0.17	132,132,132,132	0
30	MG	X	3271	1/1	0.98	0.26	92,92,92,92	0
29	MN	X	3076	1/1	0.98	0.30	90,90,90,90	0
30	MG	X	3273	1/1	0.98	0.46	124,124,124,124	0
29	MN	X	3038	1/1	0.98	0.31	106,106,106,106	0
29	MN	X	3039	1/1	0.98	0.34	79,79,79,79	0
29	MN	X	3169	1/1	0.98	0.19	107,107,107,107	0
29	MN	X	3459	1/1	0.98	0.34	161,161,161,161	0
30	MG	X	3279	1/1	0.98	0.34	67,67,67,67	0
29	MN	X	3257	1/1	0.98	0.06	93,93,93,93	0
29	MN	X	3170	1/1	0.98	0.17	104,104,104,104	0
29	MN	X	3080	1/1	0.98	0.23	78,78,78,78	0
29	MN	X	3099	1/1	0.98	0.28	82,82,82,82	0

Continued on next page...

Continued from previous page...

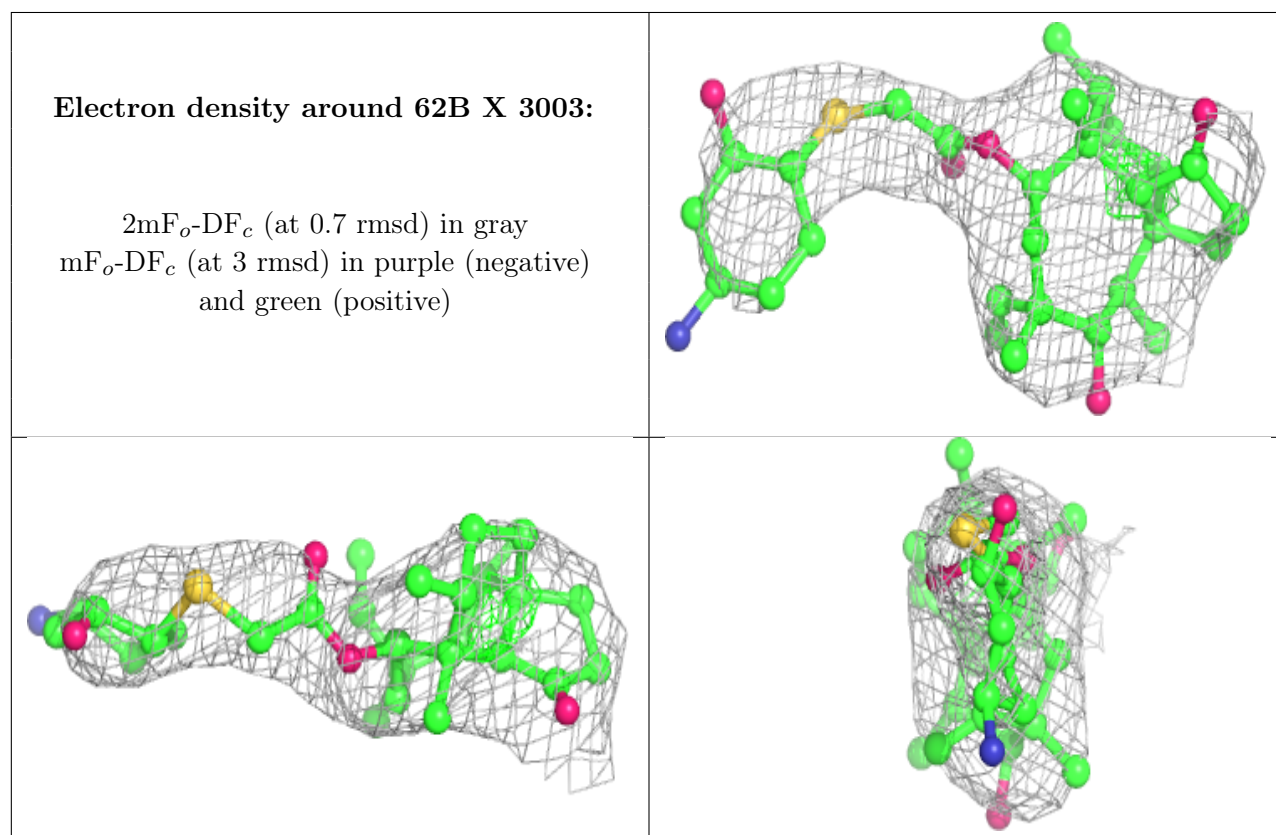
Mol	Type	Chain	Res	Atoms	RSCC	RSR	B-factors(\AA^2)	Q<0.9
29	MN	X	3028	1/1	0.98	0.26	53,53,53,53	0
29	MN	X	3403	1/1	0.98	0.10	114,114,114,114	0
29	MN	X	3014	1/1	0.98	0.27	53,53,53,53	0
29	MN	X	3467	1/1	0.98	0.38	72,72,72,72	0
29	MN	X	3118	1/1	0.98	0.19	65,65,65,65	0
29	MN	X	3030	1/1	0.98	0.38	69,69,69,69	0
29	MN	X	3152	1/1	0.98	0.16	75,75,75,75	0
30	MG	X	3491	1/1	0.98	0.15	86,86,86,86	0
29	MN	X	3061	1/1	0.98	0.13	92,92,92,92	0
29	MN	X	3472	1/1	0.98	0.21	110,110,110,110	0
29	MN	X	3121	1/1	0.98	0.17	104,104,104,104	0
30	MG	X	3430	1/1	0.98	0.40	74,74,74,74	0
29	MN	X	3053	1/1	0.98	0.22	58,58,58,58	0
29	MN	X	3156	1/1	0.98	0.21	77,77,77,77	0
30	MG	X	3256	1/1	0.98	0.37	69,69,69,69	0
29	MN	X	3022	1/1	0.98	0.11	92,92,92,92	0
29	MN	X	3503	1/1	0.98	0.25	68,68,68,68	0
29	MN	X	3042	1/1	0.99	0.23	74,74,74,74	0
29	MN	X	3132	1/1	0.99	0.20	104,104,104,104	0
29	MN	X	3079	1/1	0.99	0.27	58,58,58,58	0
29	MN	X	3092	1/1	0.99	0.22	90,90,90,90	0
29	MN	X	3457	1/1	0.99	0.45	135,135,135,135	0
29	MN	X	3251	1/1	0.99	0.12	81,81,81,81	0
29	MN	X	3043	1/1	0.99	0.34	81,81,81,81	0
29	MN	X	3136	1/1	0.99	0.25	55,55,55,55	0
29	MN	X	3201	1/1	0.99	0.15	88,88,88,88	0
29	MN	X	3050	1/1	0.99	0.25	98,98,98,98	0
29	MN	X	3270	1/1	0.99	0.12	110,110,110,110	0
29	MN	X	3032	1/1	0.99	0.33	64,64,64,64	0
29	MN	X	3145	1/1	0.99	0.19	69,69,69,69	0
29	MN	X	3083	1/1	0.99	0.31	73,73,73,73	0
29	MN	X	3164	1/1	0.99	0.28	111,111,111,111	0
29	MN	X	3066	1/1	0.99	0.24	80,80,80,80	0
29	MN	X	3098	1/1	0.99	0.19	92,92,92,92	0
30	MG	X	3275	1/1	0.99	0.16	71,71,71,71	0
29	MN	X	3215	1/1	0.99	0.14	87,87,87,87	0
29	MN	X	3188	1/1	0.99	0.25	114,114,114,114	0
29	MN	X	3217	1/1	0.99	0.14	86,86,86,86	0
29	MN	X	3219	1/1	0.99	0.15	85,85,85,85	0
29	MN	X	3033	1/1	0.99	0.27	78,78,78,78	0
29	MN	X	3040	1/1	0.99	0.36	81,81,81,81	0
29	MN	X	3126	1/1	0.99	0.21	74,74,74,74	0

Continued on next page...

Continued from previous page...

Mol	Type	Chain	Res	Atoms	RSCC	RSR	B-factors(\AA^2)	Q<0.9
29	MN	X	3127	1/1	0.99	0.17	94,94,94,94	0
29	MN	X	3023	1/1	0.99	0.27	92,92,92,92	0
29	MN	X	3018	1/1	1.00	0.12	86,86,86,86	0
29	MN	X	3085	1/1	1.00	0.27	59,59,59,59	0

The following is a graphical depiction of the model fit to experimental electron density of all instances of the Ligand of Interest. In addition, ligands with molecular weight > 250 and outliers as shown on the geometry validation Tables will also be included. Each fit is shown from different orientation to approximate a three-dimensional view.



6.5 Other polymers [\(i\)](#)

There are no such residues in this entry.