



Full wwPDB EM Validation Report ⓘ

Dec 10, 2022 – 10:43 am GMT

PDB ID : 5FZ5
EMDB ID : EMD-3383
Title : Transcription initiation complex structures elucidate DNA opening (CC)
Authors : Plaschka, C.; Hantsche, M.; Dienemann, C.; Burzinski, C.; Plitzko, J.; Cramer, P.
Deposited on : 2016-03-10
Resolution : 8.80 Å(reported)

This is a Full wwPDB EM Validation Report for a publicly released PDB entry.

We welcome your comments at validation@mail.wwpdb.org

A user guide is available at

<https://www.wwpdb.org/validation/2017/EMValidationReportHelp>

with specific help available everywhere you see the ⓘ symbol.

The types of validation reports are described at

<http://www.wwpdb.org/validation/2017/FAQs#types>.

The following versions of software and data (see [references ⓘ](#)) were used in the production of this report:

EMDB validation analysis : 0.0.1.dev43
MolProbity : 4.02b-467
Percentile statistics : 20191225.v01 (using entries in the PDB archive December 25th 2019)
MapQ : 1.9.9
Ideal geometry (proteins) : Engh & Huber (2001)
Ideal geometry (DNA, RNA) : Parkinson et al. (1996)
Validation Pipeline (wwPDB-VP) : 2.31.3

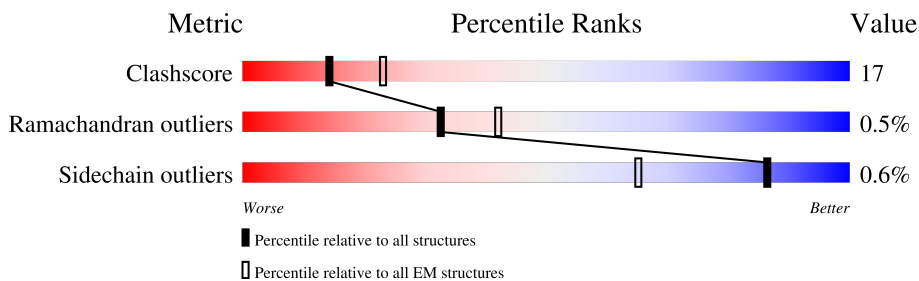
1 Overall quality at a glance i

The following experimental techniques were used to determine the structure:

ELECTRON MICROSCOPY

The reported resolution of this entry is 8.80 Å.

Percentile scores (ranging between 0-100) for global validation metrics of the entry are shown in the following graphic. The table shows the number of entries on which the scores are based.



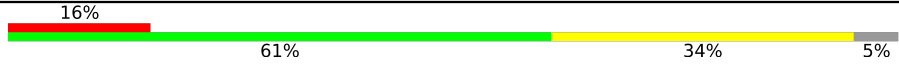



Metric	Whole archive (#Entries)	EM structures (#Entries)
Clashscore	158937	4297
Ramachandran outliers	154571	4023
Sidechain outliers	154315	3826

The table below summarises the geometric issues observed across the polymeric chains and their fit to the map. The red, orange, yellow and green segments of the bar indicate the fraction of residues that contain outliers for ≥ 3 , 2, 1 and 0 types of geometric quality criteria respectively. A grey segment represents the fraction of residues that are not modelled. The numeric value for each fraction is indicated below the corresponding segment, with a dot representing fractions $\leq 5\%$. The upper red bar (where present) indicates the fraction of residues that have poor fit to the EM map (all-atom inclusion $< 40\%$). The numeric value is given above the bar.

Mol	Chain	Length	Quality of chain
1	A	1733	
2	B	1224	
3	C	318	
4	D	221	
5	E	215	
6	F	155	
7	G	171	
8	H	146	

Continued on next page...

Continued from previous page...

Mol	Chain	Length	Quality of chain
9	I	122	
10	J	70	
11	K	120	
12	L	70	
13	M	345	
14	N	56	
15	O	240	
16	Q	735	
17	R	400	
18	T	85	
19	U	286	
20	V	122	
21	W	482	
22	X	328	

2 Entry composition

There are 24 unique types of molecules in this entry. The entry contains 42144 atoms, of which 0 are hydrogens and 0 are deuteriums.

In the tables below, the AltConf column contains the number of residues with at least one atom in alternate conformation and the Trace column contains the number of residues modelled with at most 2 atoms.

- Molecule 1 is a protein called DNA-DIRECTED RNA POLYMERASE II SUBUNIT RPB1.

Mol	Chain	Residues	Atoms					AltConf	Trace
			Total	C	N	O	S		
1	A	1398	10997	6931	1927	2078	61	0	0

- Molecule 2 is a protein called DNA-DIRECTED RNA POLYMERASE II SUBUNIT RPB2.

Mol	Chain	Residues	Atoms					AltConf	Trace
			Total	C	N	O	S		
2	B	1157	9200	5819	1613	1713	55	0	0

- Molecule 3 is a protein called DNA-DIRECTED RNA POLYMERASE II SUBUNIT RPB3.

Mol	Chain	Residues	Atoms					AltConf	Trace
			Total	C	N	O	S		
3	C	262	2061	1299	343	406	13	0	0

- Molecule 4 is a protein called DNA-DIRECTED RNA POLYMERASE II SUBUNIT RPB4.

Mol	Chain	Residues	Atoms					AltConf	Trace
			Total	C	N	O	S		
4	D	157	1253	779	220	252	2	0	0

- Molecule 5 is a protein called DNA-DIRECTED RNA POLYMERASES I, II, AND III SUBUNIT RPABC 1.

Mol	Chain	Residues	Atoms					AltConf	Trace
			Total	C	N	O	S		
5	E	213	1744	1107	308	318	11	0	0

- Molecule 6 is a protein called DNA-DIRECTED RNA POLYMERASES I, II, AND III SUBUNIT RPABC 2.

Mol	Chain	Residues	Atoms					AltConf	Trace
			Total	C	N	O	S		
6	F	83	670	428	114	125	3	0	0

- Molecule 7 is a protein called DNA-DIRECTED RNA POLYMERASE II SUBUNIT RPB7.

Mol	Chain	Residues	Atoms					AltConf	Trace
			Total	C	N	O	S		
7	G	171	1340	861	222	249	8	0	0

- Molecule 8 is a protein called DNA-DIRECTED RNA POLYMERASES I, II, AND III SUBUNIT RPABC 3.

Mol	Chain	Residues	Atoms					AltConf	Trace
			Total	C	N	O	S		
8	H	136	1089	686	184	215	4	0	0

- Molecule 9 is a protein called DNA-DIRECTED RNA POLYMERASE II SUBUNIT RPB9.

Mol	Chain	Residues	Atoms					AltConf	Trace
			Total	C	N	O	S		
9	I	116	944	581	172	181	10	0	0

- Molecule 10 is a protein called DNA-DIRECTED RNA POLYMERASES I, II, AND III SUBUNIT RPABC 5.

Mol	Chain	Residues	Atoms					AltConf	Trace
			Total	C	N	O	S		
10	J	65	532	339	93	94	6	0	0

- Molecule 11 is a protein called DNA-DIRECTED RNA POLYMERASE II SUBUNIT RPB11.

Mol	Chain	Residues	Atoms					AltConf	Trace
			Total	C	N	O	S		
11	K	112	904	580	154	168	2	0	0

- Molecule 12 is a protein called DNA-DIRECTED RNA POLYMERASES I, II, AND III SUBUNIT RPABC 4.

Mol	Chain	Residues	Atoms					AltConf	Trace
			Total	C	N	O	S		
12	L	45	358	221	71	62	4	0	0

- Molecule 13 is a protein called TRANSCRIPTION INITIATION FACTOR IIB.

Mol	Chain	Residues	Atoms					AltConf	Trace
			Total	C	N	O	S		
13	M	231	1785	1145	299	326	15	0	0

- Molecule 14 is a DNA chain called SYNTHETIC CLOSED PROMOTER DNA CONSTRUCT.

Mol	Chain	Residues	Atoms					AltConf	Trace
			Total	C	N	O	P		
14	N	56	1134	548	208	322	56	0	0

- Molecule 15 is a protein called TATA-BOX-BINDING PROTEIN.

Mol	Chain	Residues	Atoms					AltConf	Trace
			Total	C	N	O	S		
15	O	180	1416	921	242	247	6	0	0

- Molecule 16 is a protein called TRANSCRIPTION INITIATION FACTOR IIF SUBUNIT ALPHA.

Mol	Chain	Residues	Atoms					AltConf	Trace
			Total	C	N	O	S		
16	Q	148	1141	731	195	212	3	0	0

- Molecule 17 is a protein called TRANSCRIPTION INITIATION FACTOR IIF SUBUNIT BETA.

Mol	Chain	Residues	Atoms					AltConf	Trace
			Total	C	N	O	S		
17	R	199	1347	838	247	255	7	0	0

- Molecule 18 is a DNA chain called SYNTHETIC CLOSED PROMOTER DNA CONSTRUCT.

Mol	Chain	Residues	Atoms					AltConf	Trace
			Total	C	N	O	P		
18	T	56	1134	548	208	322	56	0	0

- Molecule 19 is a protein called TRANSCRIPTION INITIATION FACTOR IIA LARGE SUBUNIT.

Mol	Chain	Residues	Atoms					AltConf	Trace
			Total	C	N	O	S		
19	U	92	757	474	130	150	3	0	0

- Molecule 20 is a protein called TRANSCRIPTION INITIATION FACTOR IIA SUBUNIT

2.

Mol	Chain	Residues	Atoms					AltConf	Trace
			Total	C	N	O	S		
20	V	100	782	492	130	156	4	0	0

- Molecule 21 is a protein called TRANSCRIPTION INITIATION FACTOR IIE SUBUNIT ALPHA.

Mol	Chain	Residues	Atoms				AltConf	Trace
			Total	C	N	O		
21	W	168	835	499	168	168	0	0

- Molecule 22 is a protein called TRANSCRIPTION INITIATION FACTOR IIE SUBUNIT BETA.

Mol	Chain	Residues	Atoms				AltConf	Trace
			Total	C	N	O		
22	X	143	710	424	143	143	0	0

- Molecule 23 is ZINC ION (three-letter code: ZN) (formula: Zn).

Mol	Chain	Residues	Atoms		AltConf
			Total	Zn	
23	A	2	2	2	0
23	B	1	1	1	0
23	C	1	1	1	0
23	I	2	2	2	0
23	J	1	1	1	0
23	L	1	1	1	0
23	M	1	1	1	0
23	W	1	1	1	0

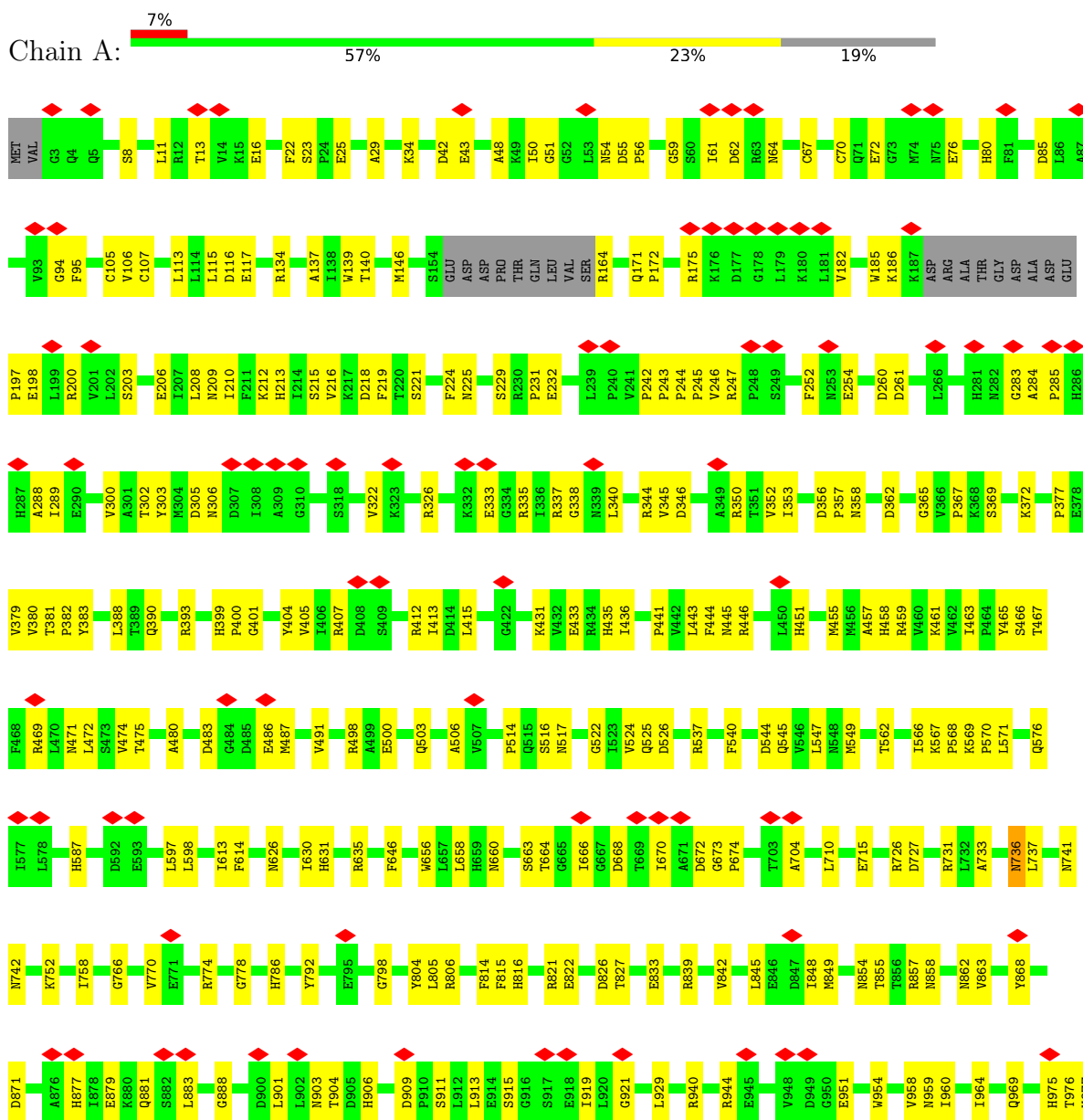
- Molecule 24 is MAGNESIUM ION (three-letter code: MG) (formula: Mg).

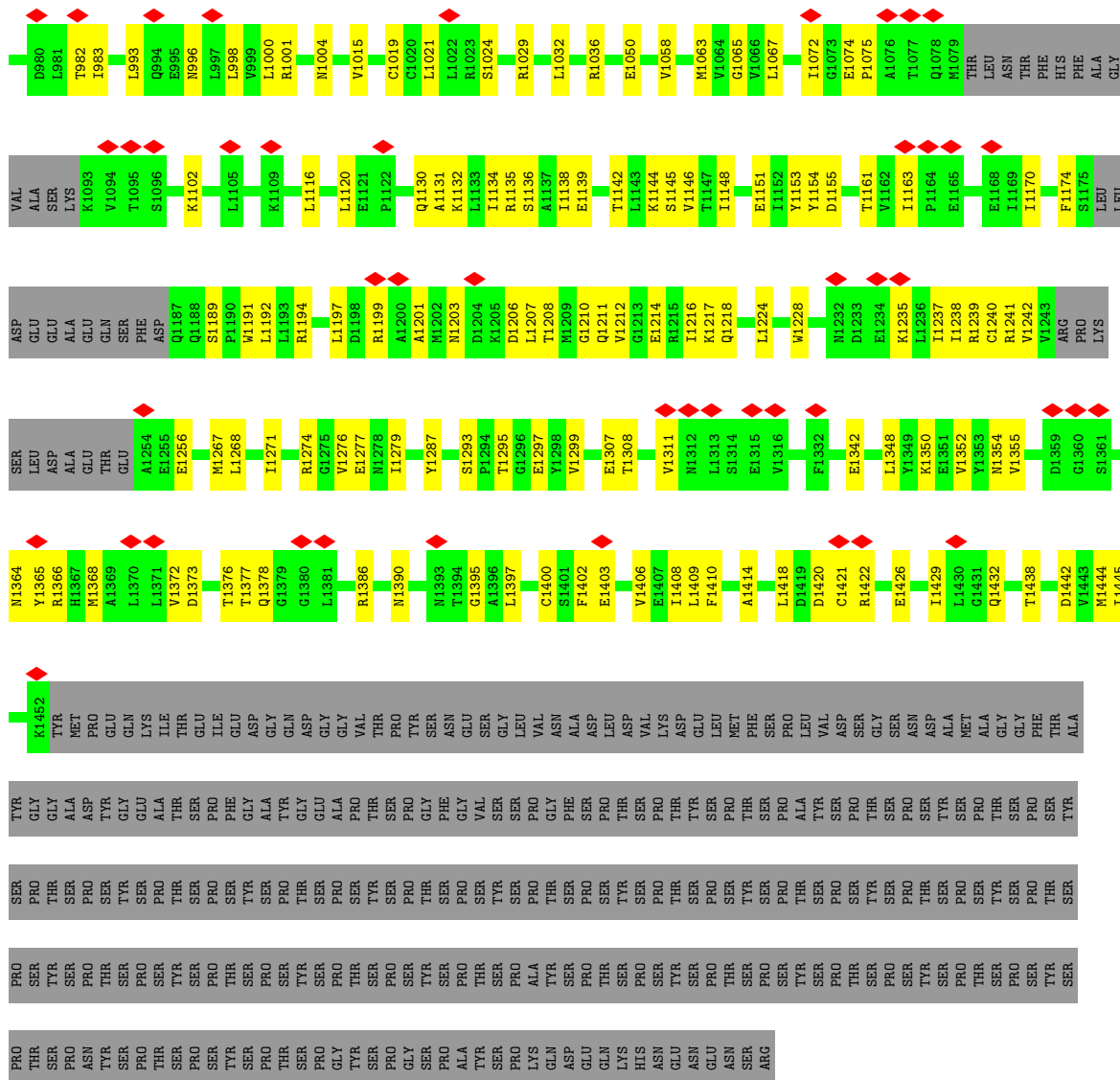
Mol	Chain	Residues	Atoms		AltConf
			Total	Mg	
24	A	1	1	1	0

3 Residue-property plots

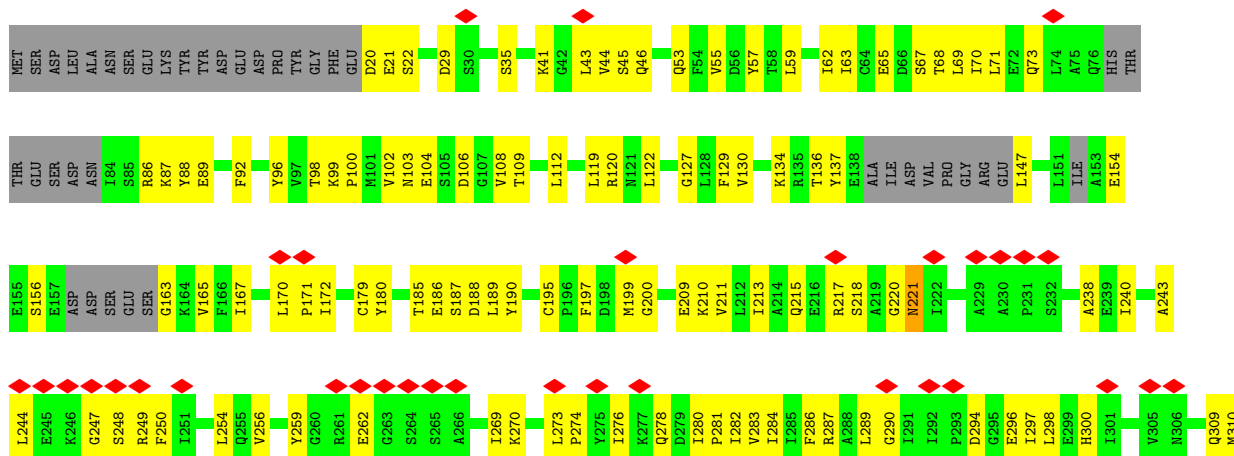
These plots are drawn for all protein, RNA, DNA and oligosaccharide chains in the entry. The first graphic for a chain summarises the proportions of the various outlier classes displayed in the second graphic. The second graphic shows the sequence view annotated by issues in geometry and atom inclusion in map density. Residues are color-coded according to the number of geometric quality criteria for which they contain at least one outlier: green = 0, yellow = 1, orange = 2 and red = 3 or more. A red diamond above a residue indicates a poor fit to the EM map for this residue (all-atom inclusion < 40%). Stretches of 2 or more consecutive residues without any outlier are shown as a green connector. Residues present in the sample, but not in the model, are shown in grey.


- Molecule 1: DNA-DIRECTED RNA POLYMERASE II SUBUNIT RPB1



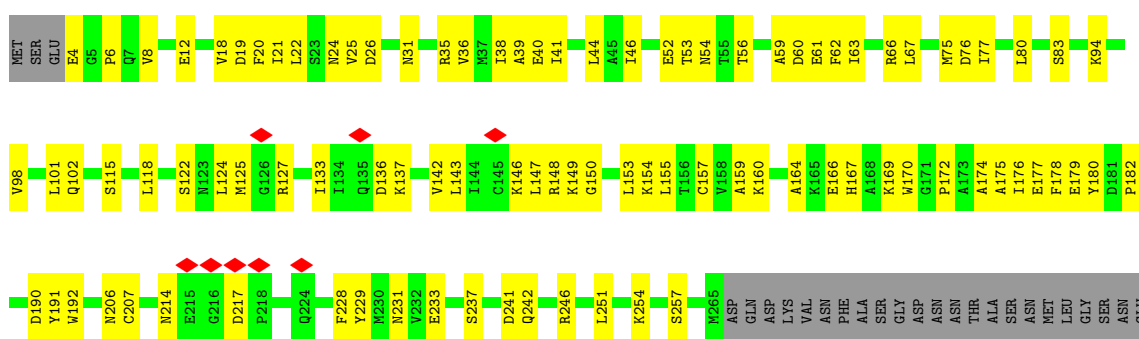


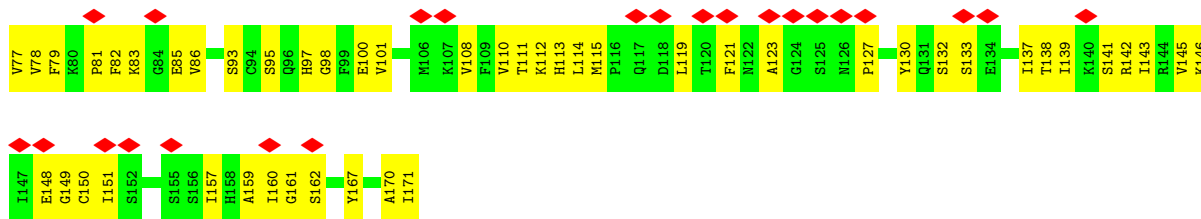
● Molecule 2: DNA-DIRECTED RNA POLYMERASE II SUBUNIT RPB2



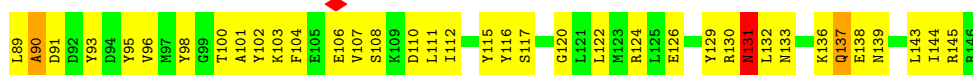



• Molecule 3: DNA-DIRECTED RNA POLYMERASE II SUBUNIT RPB3

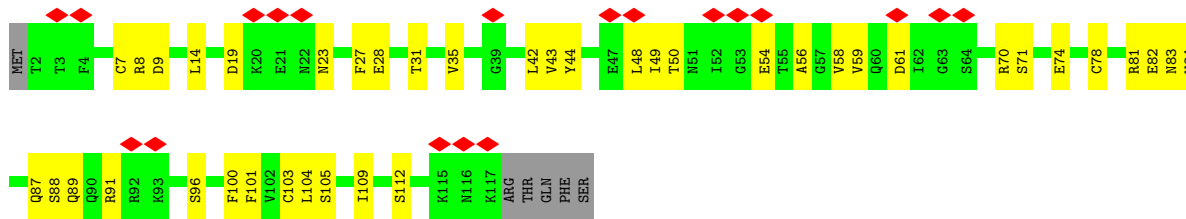




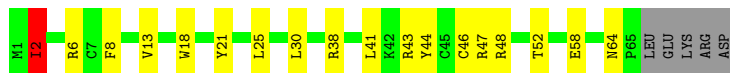
• Molecule 8: DNA-DIRECTED RNA POLYMERASES I, II, AND III SUBUNIT RPABC 3



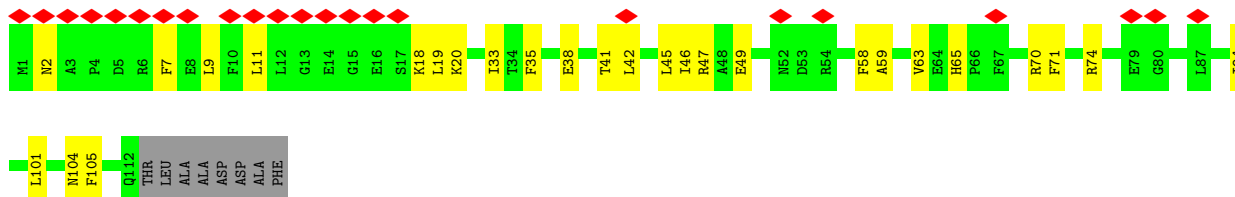
• Molecule 9: DNA-DIRECTED RNA POLYMERASE II SUBUNIT RPB9



• Molecule 10: DNA-DIRECTED RNA POLYMERASES I, II, AND III SUBUNIT RPABC 5

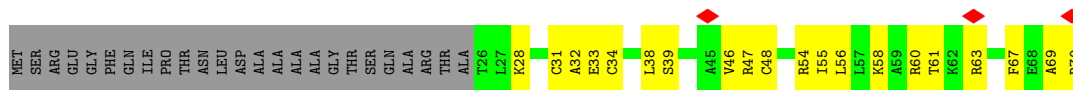


• Molecule 11: DNA-DIRECTED RNA POLYMERASE II SUBUNIT RPB11

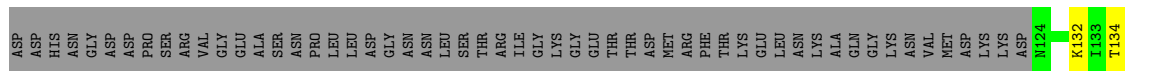



• Molecule 12: DNA-DIRECTED RNA POLYMERASES I, II, AND III SUBUNIT RPABC 4





• Molecule 13: TRANSCRIPTION INITIATION FACTOR IIB



• Molecule 14: SYNTHETIC CLOSED PROMOTER DNA CONSTRUCT

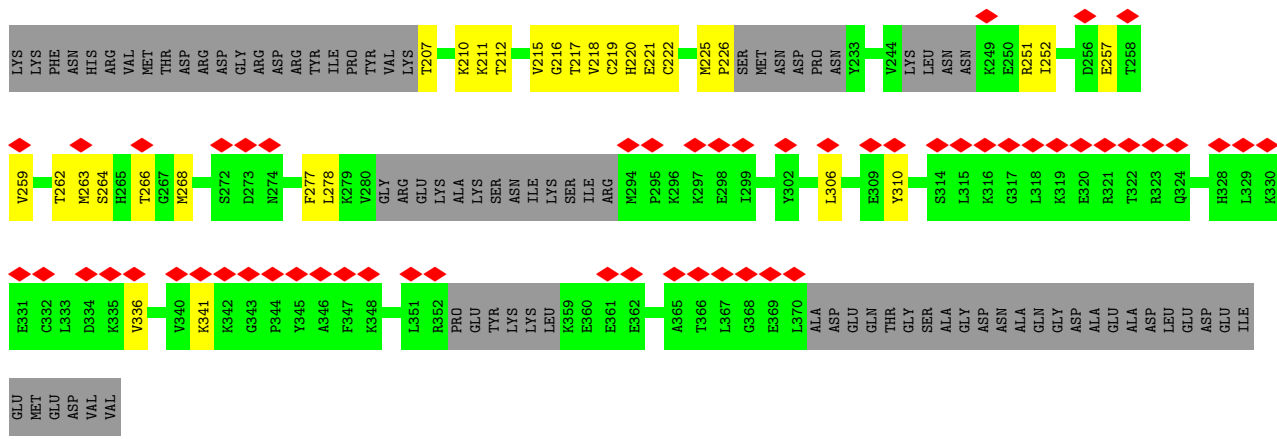


• Molecule 15: TATA-BOX-BINDING PROTEIN

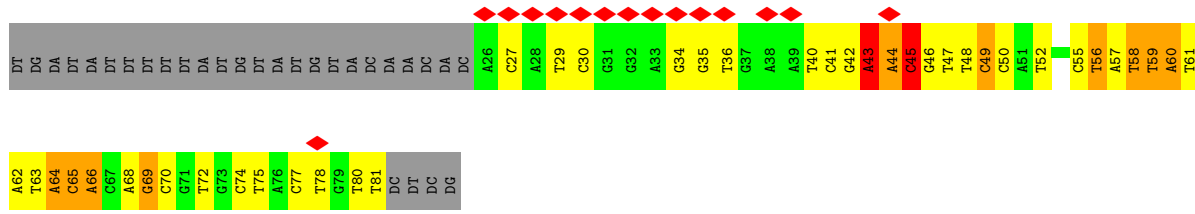


• Molecule 16: TRANSCRIPTION INITIATION FACTOR IIF SUBUNIT ALPHA

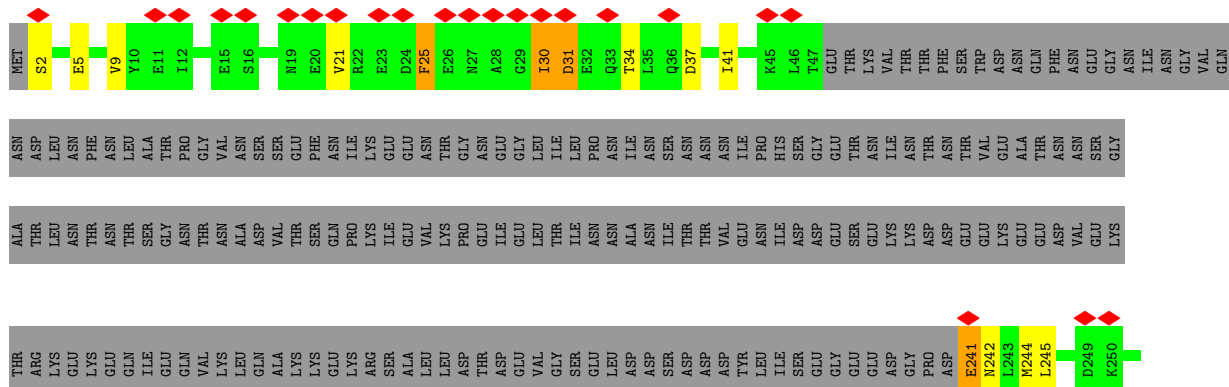




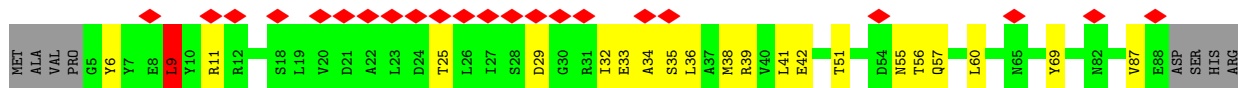
• Molecule 18: SYNTHETIC CLOSED PROMOTER DNA CONSTRUCT

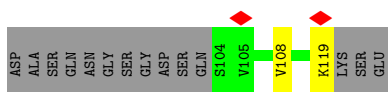


• Molecule 19: TRANSCRIPTION INITIATION FACTOR IIA LARGE SUBUNIT

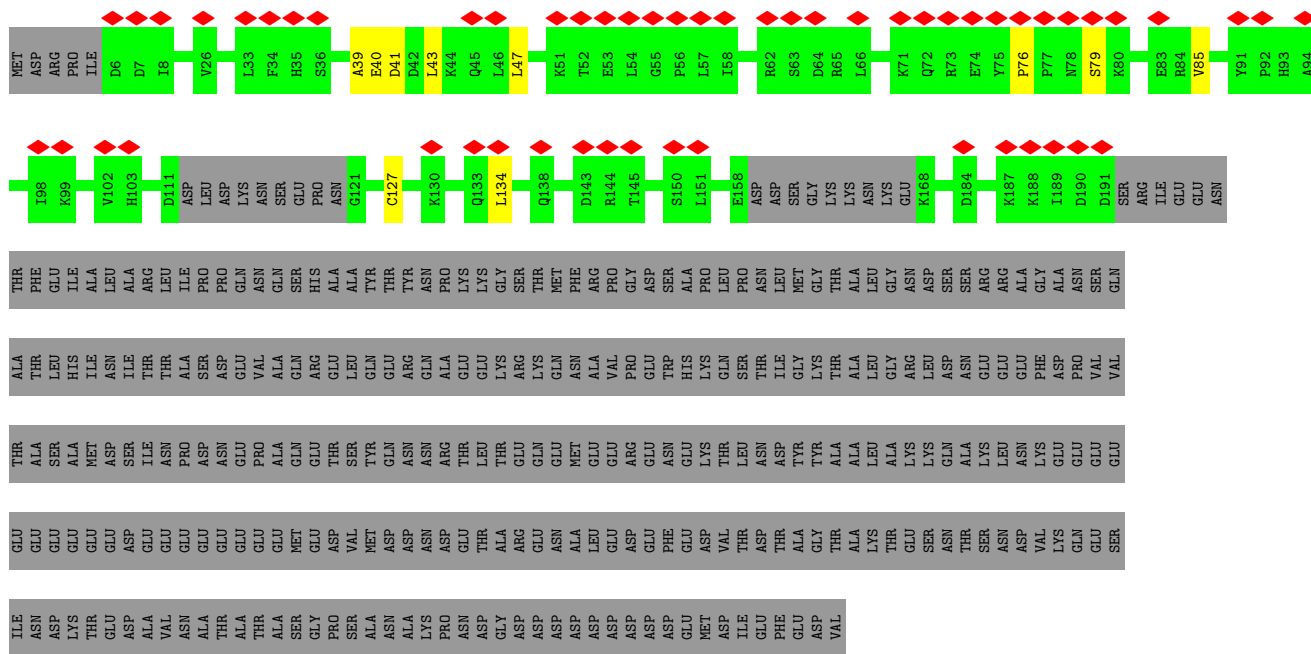


• Molecule 20: TRANSCRIPTION INITIATION FACTOR IIA SUBUNIT 2

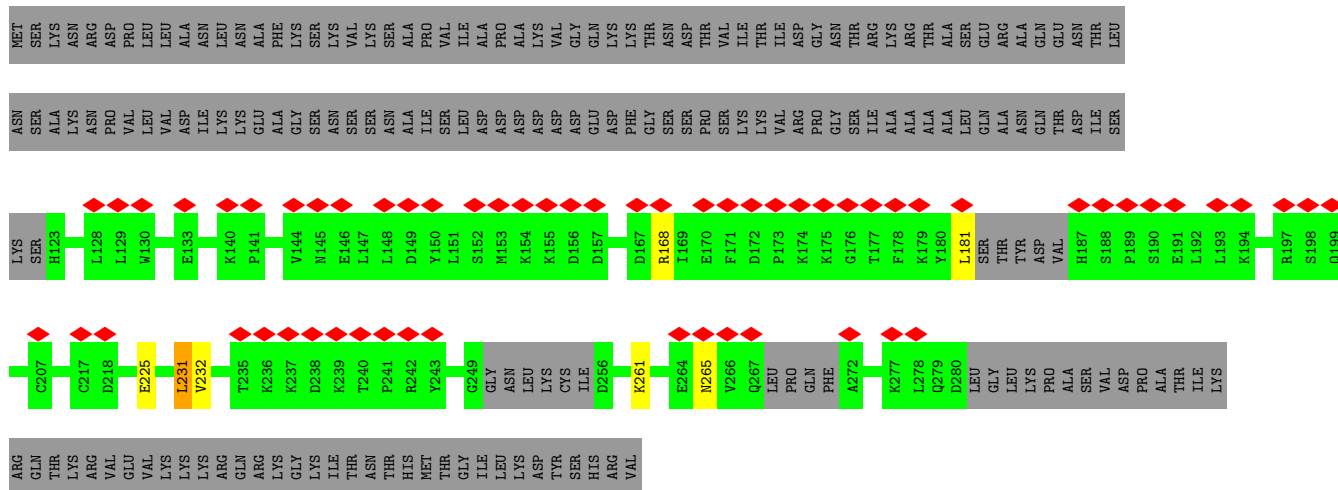
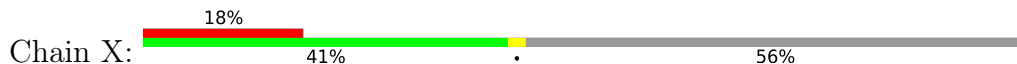




● Molecule 21: TRANSCRIPTION INITIATION FACTOR IIE SUBUNIT ALPHA



● Molecule 22: TRANSCRIPTION INITIATION FACTOR IIE SUBUNIT BETA



4 Experimental information

Property	Value	Source
EM reconstruction method	SINGLE PARTICLE	Depositor
Imposed symmetry	POINT, C1	Depositor
Number of particles used	5690	Depositor
Resolution determination method	Not provided	
CTF correction method	EACH PARTICLE	Depositor
Microscope	FEI TITAN KRIOS	Depositor
Voltage (kV)	300	Depositor
Electron dose ($e^-/\text{\AA}^2$)	40	Depositor
Minimum defocus (nm)	800	Depositor
Maximum defocus (nm)	5000	Depositor
Magnification	37037	Depositor
Image detector	GATAN K2 SUMMIT (4k x 4k)	Depositor
Maximum map value	0.048	Depositor
Minimum map value	-0.014	Depositor
Average map value	0.000	Depositor
Map value standard deviation	0.003	Depositor
Recommended contour level	0.0165	Depositor
Map size (\AA)	405.0, 405.0, 405.0	wwPDB
Map dimensions	300, 300, 300	wwPDB
Map angles ($^\circ$)	90.0, 90.0, 90.0	wwPDB
Pixel spacing (\AA)	1.35, 1.35, 1.35	Depositor

5 Model quality i

5.1 Standard geometry i

Bond lengths and bond angles in the following residue types are not validated in this section: MG, ZN

The Z score for a bond length (or angle) is the number of standard deviations the observed value is removed from the expected value. A bond length (or angle) with $|Z| > 5$ is considered an outlier worth inspection. RMSZ is the root-mean-square of all Z scores of the bond lengths (or angles).

Mol	Chain	Bond lengths		Bond angles	
		RMSZ	# Z >5	RMSZ	# Z >5
1	A	0.46	0/11192	0.55	1/15128 (0.0%)
2	B	0.51	0/9378	0.59	1/12646 (0.0%)
3	C	0.52	0/2099	0.57	0/2845
4	D	0.25	0/1262	0.44	0/1693
5	E	0.40	0/1780	0.49	0/2395
6	F	0.47	0/682	0.52	0/922
7	G	0.31	0/1368	0.50	0/1844
8	H	0.60	1/1107 (0.1%)	0.97	6/1499 (0.4%)
9	I	0.40	0/962	0.50	0/1295
10	J	0.53	0/541	0.57	0/727
11	K	0.43	0/922	0.53	0/1244
12	L	0.40	0/360	0.60	0/478
13	M	0.40	0/1809	0.60	0/2435
14	N	1.00	20/1273 (1.6%)	1.23	2/1942 (0.1%)
15	O	0.59	0/1443	0.78	1/1942 (0.1%)
16	Q	0.53	0/1165	0.68	1/1576 (0.1%)
17	R	0.43	0/1354	0.68	1/1832 (0.1%)
18	T	1.21	26/1273 (2.0%)	1.46	18/1942 (0.9%)
19	U	0.40	0/766	0.61	0/1032
20	V	0.38	0/789	0.62	1/1066 (0.1%)
21	W	0.35	1/832 (0.1%)	0.47	0/1157
22	X	0.26	0/706	0.47	0/979
All	All	0.53	48/43063 (0.1%)	0.67	32/58619 (0.1%)

Chiral center outliers are detected by calculating the chiral volume of a chiral center and verifying if the center is modelled as a planar moiety or with the opposite hand. A planarity outlier is detected by checking planarity of atoms in a peptide group, atoms in a mainchain group or atoms of a sidechain that are expected to be planar.

Mol	Chain	#Chirality outliers	#Planarity outliers
2	B	0	1

Continued on next page...

Continued from previous page...

Mol	Chain	#Chirality outliers	#Planarity outliers
8	H	0	2
10	J	0	1
13	M	0	1
18	T	0	2
All	All	0	7

All (48) bond length outliers are listed below:

Mol	Chain	Res	Type	Atoms	Z	Observed(Å)	Ideal(Å)
8	H	131	ASN	C-N	-13.03	1.04	1.34
18	T	66	DA	P-O5'	-11.67	1.48	1.59
18	T	60	DA	C1'-N9	-10.36	1.32	1.47
18	T	44	DA	O3'-P	7.31	1.70	1.61
18	T	69	DG	C1'-N9	-6.83	1.37	1.47
18	T	55	DC	C1'-N1	6.26	1.57	1.49
18	T	77	DC	C1'-N1	6.19	1.57	1.49
18	T	43	DA	C1'-N9	-6.16	1.38	1.47
18	T	50	DC	C1'-N1	6.16	1.57	1.49
18	T	74	DC	C1'-N1	6.14	1.57	1.49
18	T	30	DC	C1'-N1	6.11	1.57	1.49
18	T	27	DC	C1'-N1	6.09	1.57	1.49
18	T	49	DC	C1'-N1	6.08	1.57	1.49
18	T	59	DT	C4'-C3'	-5.60	1.47	1.52
14	N	44	DC	C1'-N1	5.55	1.56	1.49
21	W	76	PRO	C-N	5.34	1.44	1.34
14	N	15	DC	C1'-N1	5.29	1.56	1.49
14	N	32	DC	C1'-N1	5.25	1.56	1.49
14	N	33	DT	C1'-N1	5.22	1.56	1.49
14	N	35	DT	C1'-N1	5.21	1.56	1.49
18	T	40	DT	C1'-N1	5.21	1.56	1.49
18	T	48	DT	C1'-N1	5.20	1.56	1.49
18	T	81	DT	C1'-N1	5.20	1.56	1.49
14	N	40	DC	C1'-N1	5.20	1.56	1.49
18	T	29	DT	C1'-N1	5.19	1.55	1.49
18	T	78	DT	C1'-N1	5.19	1.55	1.49
14	N	49	DC	C1'-N1	5.19	1.55	1.49
14	N	10	DT	C1'-N1	5.18	1.55	1.49
18	T	75	DT	C1'-N1	5.18	1.55	1.49
18	T	47	DT	C1'-N1	5.18	1.55	1.49
14	N	54	DC	C1'-N1	5.17	1.55	1.49
14	N	53	DT	C1'-N1	5.16	1.55	1.49
14	N	58	DT	C1'-N1	5.16	1.55	1.49

Continued on next page...

Continued from previous page...

Mol	Chain	Res	Type	Atoms	Z	Observed(Å)	Ideal(Å)
14	N	51	DC	C1'-N1	5.15	1.55	1.49
14	N	60	DT	C1'-N1	5.15	1.55	1.49
18	T	52	DT	C1'-N1	5.15	1.55	1.49
14	N	52	DC	C1'-N1	5.15	1.55	1.49
14	N	48	DT	C1'-N1	5.15	1.55	1.49
14	N	13	DC	C1'-N1	5.15	1.55	1.49
18	T	80	DT	C1'-N1	5.15	1.55	1.49
14	N	55	DC	C1'-N1	5.14	1.55	1.49
18	T	36	DT	C1'-N1	5.13	1.55	1.49
18	T	70	DC	C1'-N1	5.13	1.55	1.49
18	T	56	DT	C1'-N1	5.12	1.55	1.49
14	N	7	DC	C1'-N1	5.12	1.55	1.49
18	T	72	DT	C1'-N1	5.11	1.55	1.49
14	N	47	DT	C1'-N1	5.10	1.55	1.49
14	N	17	DC	C1'-N1	5.04	1.55	1.49

All (32) bond angle outliers are listed below:

Mol	Chain	Res	Type	Atoms	Z	Observed(°)	Ideal(°)
8	H	131	ASN	N-CA-C	16.18	154.70	111.00
8	H	131	ASN	O-C-N	-15.87	97.31	122.70
8	H	131	ASN	C-N-CA	15.69	160.92	121.70
18	T	59	DT	O4'-C4'-C3'	-11.78	98.93	106.00
17	R	336	VAL	CB-CA-C	-10.95	90.59	111.40
18	T	44	DA	N9-C1'-C2'	10.59	132.71	112.60
8	H	131	ASN	CA-C-N	9.74	138.63	117.20
14	N	26	DT	O4'-C4'-C3'	-9.02	100.59	106.00
18	T	45	DC	C2'-C3'-O3'	-7.83	86.75	112.60
18	T	58	DT	O4'-C4'-C3'	-7.21	101.62	104.50
8	H	131	ASN	N-CA-CB	-6.97	98.05	110.60
18	T	65	DC	N1-C1'-C2'	6.65	125.23	112.60
18	T	64	DA	O5'-P-OP1	-6.62	99.74	105.70
8	H	131	ASN	CB-CA-C	-6.38	97.64	110.40
18	T	59	DT	O4'-C1'-C2'	-6.34	100.83	105.90
18	T	43	DA	O4'-C1'-N9	-6.29	103.60	108.00
18	T	44	DA	O4'-C1'-N9	6.11	112.28	108.00
18	T	44	DA	O4'-C1'-C2'	6.10	110.78	105.90
18	T	66	DA	N1-C6-N6	-6.08	114.95	118.60
18	T	59	DT	C4-C5-C6	5.84	121.50	118.00
1	A	658	LEU	CA-CB-CG	5.63	128.25	115.30
18	T	66	DA	P-O5'-C5'	5.49	129.68	120.90
15	O	175	LEU	CA-CB-CG	5.45	127.83	115.30

Continued on next page...

Continued from previous page...

Mol	Chain	Res	Type	Atoms	Z	Observed(°)	Ideal(°)
18	T	60	DA	O4'-C1'-N9	-5.44	104.19	108.00
20	V	9	LEU	CA-CB-CG	5.41	127.75	115.30
18	T	45	DC	O4'-C1'-C2'	5.34	110.17	105.90
14	N	26	DT	P-O3'-C3'	5.22	125.97	119.70
18	T	44	DA	C8-N9-C1'	5.22	137.10	127.70
18	T	44	DA	P-O3'-C3'	5.20	125.94	119.70
16	Q	376	LEU	CA-CB-CG	5.14	127.13	115.30
18	T	44	DA	C4-N9-C1'	-5.08	117.16	126.30
2	B	218	SER	CB-CA-C	-5.01	100.57	110.10

There are no chirality outliers.

All (7) planarity outliers are listed below:

Mol	Chain	Res	Type	Group
2	B	1175	LEU	Peptide
8	H	131	ASN	Mainchain,Peptide
10	J	2	ILE	Peptide
13	M	292	PRO	Peptide
18	T	43	DA	Sidechain
18	T	45	DC	Sidechain

5.2 Too-close contacts [i](#)

In the following table, the Non-H and H(model) columns list the number of non-hydrogen atoms and hydrogen atoms in the chain respectively. The H(added) column lists the number of hydrogen atoms added and optimized by MolProbity. The Clashes column lists the number of clashes within the asymmetric unit, whereas Symm-Clashes lists symmetry-related clashes.

Mol	Chain	Non-H	H(model)	H(added)	Clashes	Symm-Clashes
1	A	10997	0	11082	294	0
2	B	9200	0	9194	376	0
3	C	2061	0	2029	70	0
4	D	1253	0	1273	61	0
5	E	1744	0	1772	31	0
6	F	670	0	690	15	0
7	G	1340	0	1356	96	0
8	H	1089	0	1061	40	0
9	I	944	0	899	30	0
10	J	532	0	543	19	0
11	K	904	0	911	21	0
12	L	358	0	380	26	0

Continued on next page...

Continued from previous page...

Mol	Chain	Non-H	H(model)	H(added)	Clashes	Symm-Clashes
13	M	1785	0	1891	165	0
14	N	1134	0	633	57	0
15	O	1416	0	1493	103	0
16	Q	1141	0	1027	99	0
17	R	1347	0	1130	89	0
18	T	1134	0	633	124	0
19	U	757	0	747	21	0
20	V	782	0	790	17	0
21	W	835	0	348	12	0
22	X	710	0	287	5	0
23	A	2	0	0	0	0
23	B	1	0	0	0	0
23	C	1	0	0	0	0
23	I	2	0	0	0	0
23	J	1	0	0	0	0
23	L	1	0	0	0	0
23	M	1	0	0	0	0
23	W	1	0	0	0	0
24	A	1	0	0	0	0
All	All	42144	0	40169	1424	0

The all-atom clashscore is defined as the number of clashes found per 1000 atoms (including hydrogen atoms). The all-atom clashscore for this structure is 17.

All (1424) close contacts within the same asymmetric unit are listed below, sorted by their clash magnitude.

Atom-1	Atom-2	Interatomic distance (Å)	Clash overlap (Å)
2:B:405:ARG:NH1	2:B:632:ARG:HG2	1.23	1.42
2:B:865:LYS:CE	13:M:145:ILE:HD11	1.46	1.42
1:A:197:PRO:HD3	18:T:35:DG:OP2	1.22	1.36
2:B:868:MET:HB2	13:M:149:CYS:SG	1.64	1.35
13:M:267:LYS:HE3	15:O:208:VAL:CG1	1.59	1.31
13:M:267:LYS:CE	15:O:208:VAL:CG1	2.16	1.24
2:B:199:MET:CE	2:B:491:THR:HG22	1.69	1.21
14:N:41:DG:C6	18:T:44:DA:C6	2.29	1.20
2:B:865:LYS:HE2	13:M:145:ILE:CD1	1.70	1.20
2:B:405:ARG:NH1	2:B:632:ARG:CG	2.04	1.18
14:N:41:DG:O6	18:T:44:DA:C6	1.96	1.17
13:M:267:LYS:HE3	15:O:208:VAL:HG13	1.25	1.16
15:O:91:ASN:OD1	20:V:69:TYR:CZ	1.98	1.15
15:O:99:PHE:CZ	18:T:58:DT:O2	2.00	1.15

Continued on next page...

Continued from previous page...

Atom-1	Atom-2	Interatomic distance (Å)	Clash overlap (Å)
14:N:24:DT:H2'	14:N:25:DA:H5'	1.25	1.13
13:M:267:LYS:NZ	15:O:169:PRO:HB3	1.64	1.12
13:M:270:ALA:HB2	15:O:208:VAL:HG11	1.26	1.12
2:B:865:LYS:CE	13:M:145:ILE:CD1	2.27	1.11
13:M:198:VAL:O	13:M:202:GLU:OE1	1.68	1.11
15:O:99:PHE:HB2	18:T:58:DT:H4'	1.33	1.11
14:N:41:DG:H2'	14:N:42:DT:H72	1.32	1.10
13:M:272:LYS:HB3	18:T:66:DA:OP1	1.49	1.09
12:L:47:ARG:NH1	13:M:250:MET:HE3	1.68	1.09
18:T:44:DA:H1'	18:T:45:DC:C5	1.85	1.09
2:B:199:MET:HE1	2:B:491:THR:CG2	1.82	1.08
14:N:41:DG:O6	18:T:44:DA:C5	2.07	1.08
18:T:42:DG:H1'	18:T:43:DA:H5'	1.35	1.08
2:B:199:MET:CE	2:B:491:THR:CG2	2.32	1.07
2:B:865:LYS:HE2	13:M:145:ILE:HD11	1.09	1.07
1:A:197:PRO:CD	18:T:35:DG:OP2	2.01	1.07
13:M:269:ILE:HG23	13:M:272:LYS:HE3	1.33	1.06
14:N:21:DG:H2'	14:N:22:DT:H5'	1.10	1.05
18:T:44:DA:H1'	18:T:45:DC:C4	1.92	1.05
4:D:29:LEU:HD22	7:G:82:PHE:CZ	1.93	1.04
2:B:868:MET:CB	13:M:149:CYS:SG	2.46	1.03
2:B:70:ILE:HD11	16:Q:333:LYS:HB2	1.42	1.02
15:O:91:ASN:ND2	19:U:285:TRP:CZ2	2.28	1.02
2:B:1041:GLU:O	16:Q:22:ILE:CB	2.09	1.01
2:B:865:LYS:HE3	13:M:145:ILE:HD11	1.41	1.00
19:U:2:SER:N	19:U:274:TYR:HH	1.59	1.00
2:B:475:SER:O	2:B:476:ARG:HG3	1.61	1.00
2:B:199:MET:HE1	2:B:491:THR:HG22	1.04	0.99
2:B:325:GLN:HB3	16:Q:401:TYR:OH	1.59	0.99
4:D:29:LEU:HD22	7:G:82:PHE:CE2	1.96	0.99
15:O:191:PRO:HG3	18:T:65:DC:C5'	1.92	0.99
14:N:21:DG:C2'	14:N:22:DT:H5'	1.92	0.99
13:M:274:PRO:HD2	15:O:188:GLU:CG	1.92	0.98
15:O:114:LEU:HD11	18:T:59:DT:O2	1.62	0.97
12:L:47:ARG:NH1	13:M:250:MET:CE	2.27	0.96
7:G:151:ILE:CD1	21:W:134:LEU:CB	2.43	0.96
2:B:44:VAL:HG11	2:B:495:LEU:HD13	1.47	0.96
16:Q:127:ILE:HG22	16:Q:129:PRO:HD3	1.47	0.96
15:O:105:ARG:NH2	18:T:60:DA:OP1	1.98	0.95
2:B:249:ARG:NH1	2:B:415:GLN:O	1.89	0.95
13:M:269:ILE:CG2	13:M:272:LYS:HG3	1.96	0.95

Continued on next page...

Continued from previous page...

Atom-1	Atom-2	Interatomic distance (Å)	Clash overlap (Å)
7:G:79:PHE:HE2	7:G:81:PRO:HG3	1.31	0.94
13:M:269:ILE:HG22	13:M:272:LYS:HG3	1.50	0.94
14:N:21:DG:H2''	14:N:22:DT:C5'	1.97	0.94
14:N:22:DT:H2''	14:N:23:DA:H5'	1.47	0.94
2:B:44:VAL:HG11	2:B:495:LEU:CD1	1.98	0.94
15:O:191:PRO:CB	18:T:65:DC:H5''	1.97	0.94
14:N:29:DT:H2''	14:N:30:DA:C8	2.03	0.93
22:X:225:GLU:HA	22:X:231:LEU:HA	1.49	0.93
13:M:269:ILE:HG23	13:M:272:LYS:CE	1.99	0.92
7:G:79:PHE:CE2	7:G:81:PRO:HG3	2.05	0.92
1:A:70:CYS:SG	1:A:80:HIS:NE2	2.41	0.92
2:B:405:ARG:HH12	2:B:632:ARG:HG2	1.17	0.92
12:L:47:ARG:HH12	13:M:250:MET:HE3	1.23	0.91
2:B:68:THR:HB	16:Q:335:LEU:CD1	2.00	0.91
2:B:405:ARG:HH11	2:B:632:ARG:HG2	1.08	0.91
15:O:99:PHE:CD1	18:T:58:DT:H1'	2.07	0.90
13:M:270:ALA:HB1	15:O:208:VAL:HG21	1.53	0.89
13:M:267:LYS:HE3	15:O:208:VAL:HG11	1.52	0.89
2:B:914:LYS:HB3	2:B:937:ALA:O	1.73	0.89
2:B:868:MET:HB2	13:M:149:CYS:HG	1.31	0.89
4:D:49:ALA:HA	7:G:3:PHE:CD1	2.08	0.89
13:M:267:LYS:CE	15:O:208:VAL:HG11	2.03	0.88
18:T:62:DA:C2'	18:T:63:DT:H5'	2.03	0.88
2:B:247:GLY:N	2:B:418:LYS:HZ1	1.73	0.87
12:L:47:ARG:HH12	13:M:250:MET:CE	1.84	0.87
13:M:274:PRO:HD2	15:O:188:GLU:HG3	1.55	0.87
2:B:405:ARG:HH11	2:B:632:ARG:CG	1.78	0.87
13:M:274:PRO:HD2	15:O:188:GLU:HG2	1.56	0.86
17:R:98:ASN:HB3	17:R:103:LYS:O	1.75	0.86
18:T:43:DA:H2''	18:T:44:DA:H5'	1.58	0.86
2:B:872:GLU:HG2	2:B:916:THR:HG22	1.57	0.86
14:N:22:DT:H2''	14:N:23:DA:C5'	2.04	0.86
16:Q:336:ASP:OD1	16:Q:337:GLU:N	2.09	0.85
2:B:1042:GLY:HA2	16:Q:22:ILE:HA	1.57	0.85
2:B:199:MET:HE3	2:B:491:THR:CG2	2.05	0.85
2:B:247:GLY:HA2	2:B:418:LYS:NZ	1.92	0.84
4:D:32:GLU:HG3	7:G:42:PHE:CE1	2.11	0.84
18:T:42:DG:H1'	18:T:43:DA:C5'	2.06	0.84
1:A:326:ARG:HG3	1:A:1406:VAL:HG11	1.57	0.84
16:Q:373:TYR:CD1	17:R:70:LEU:HD21	2.13	0.84
2:B:644:GLU:HG3	2:B:646:LEU:H	1.43	0.84

Continued on next page...

Continued from previous page...

Atom-1	Atom-2	Interatomic distance (Å)	Clash overlap (Å)
18:T:44:DA:H4'	18:T:45:DC:OP1	1.76	0.84
2:B:87:LYS:HB2	2:B:137:TYR:HB2	1.58	0.84
14:N:41:DG:C6	18:T:44:DA:N6	2.46	0.83
2:B:217:ARG:NH1	2:B:407:ASP:OD2	2.12	0.83
2:B:199:MET:HE3	2:B:491:THR:HG21	1.59	0.83
18:T:43:DA:OP2	18:T:43:DA:H3'	1.79	0.83
7:G:151:ILE:HD11	21:W:134:LEU:CB	2.08	0.83
18:T:43:DA:C2'	18:T:44:DA:H5'	2.08	0.83
16:Q:141:ARG:HA	16:Q:350:TRP:HA	1.58	0.83
18:T:43:DA:H2''	18:T:44:DA:C5'	2.09	0.82
16:Q:366:GLU:HB3	16:Q:392:VAL:HG13	1.61	0.82
14:N:28:DA:C2	15:O:99:PHE:HZ	1.97	0.82
2:B:247:GLY:N	2:B:418:LYS:NZ	2.28	0.82
13:M:274:PRO:HG2	15:O:188:GLU:OE2	1.80	0.81
14:N:24:DT:C2'	14:N:25:DA:H5'	2.09	0.81
15:O:91:ASN:ND2	19:U:285:TRP:HZ2	1.77	0.81
15:O:103:ILE:HD13	18:T:59:DT:C5'	2.11	0.81
16:Q:104:ARG:HG2	17:R:92:LEU:HD22	1.62	0.81
13:M:267:LYS:HE2	15:O:208:VAL:CG1	2.09	0.81
18:T:62:DA:H2''	18:T:63:DT:H5'	1.61	0.81
7:G:4:ILE:HG12	7:G:77:VAL:HG22	1.63	0.80
2:B:68:THR:CB	16:Q:335:LEU:CD1	2.60	0.80
13:M:267:LYS:CE	15:O:208:VAL:HG12	2.09	0.80
2:B:365:THR:HG21	2:B:370:PHE:CD2	2.16	0.80
2:B:220:GLY:O	2:B:221:ASN:HB2	1.80	0.80
13:M:267:LYS:HZ3	15:O:169:PRO:HB3	1.44	0.80
2:B:757:PRO:HD3	2:B:983:ARG:HE	1.46	0.80
18:T:42:DG:H2''	18:T:43:DA:OP2	1.80	0.80
15:O:103:ILE:HD13	18:T:59:DT:H5''	1.64	0.80
17:R:138:GLN:HB2	17:R:211:LYS:HB3	1.64	0.80
4:D:190:GLU:HA	7:G:167:TYR:CE2	2.16	0.79
15:O:91:ASN:OD1	20:V:69:TYR:CE2	2.35	0.79
2:B:71:LEU:HD21	2:B:436:VAL:HG11	1.64	0.79
14:N:41:DG:C5	18:T:44:DA:N6	2.51	0.79
14:N:42:DT:H2''	14:N:43:DT:O4'	1.82	0.79
15:O:91:ASN:OD1	20:V:69:TYR:OH	2.01	0.79
15:O:98:ARG:O	18:T:58:DT:H5'	1.83	0.79
18:T:65:DC:P	18:T:65:DC:H3'	2.22	0.79
5:E:124:VAL:HG13	5:E:132:ILE:HB	1.65	0.79
18:T:44:DA:C1'	18:T:45:DC:C5	2.66	0.79
15:O:191:PRO:CG	18:T:65:DC:H5''	2.13	0.78

Continued on next page...

Continued from previous page...

Atom-1	Atom-2	Interatomic distance (Å)	Clash overlap (Å)
15:O:103:ILE:HD11	18:T:59:DT:H5'	1.64	0.78
8:H:89:LEU:HG	8:H:90:ALA:H	1.48	0.78
17:R:129:VAL:HG11	17:R:221:GLU:HG2	1.66	0.78
8:H:129:TYR:O	8:H:133:ASN:ND2	2.17	0.78
15:O:99:PHE:CE1	18:T:58:DT:C2	2.72	0.78
1:A:451:HIS:CE1	1:A:1074:GLU:HG3	2.19	0.78
2:B:53:GLN:OE1	2:B:547:VAL:HG22	1.84	0.77
16:Q:121:PHE:HB2	17:R:131:ASN:HB3	1.67	0.77
15:O:103:ILE:CD1	18:T:59:DT:H5'	2.14	0.77
9:I:82:GLU:HG2	9:I:104:LEU:HD12	1.65	0.77
2:B:68:THR:OG1	16:Q:335:LEU:HD12	1.85	0.77
17:R:73:LEU:HD12	17:R:74:PRO:HD2	1.65	0.77
15:O:191:PRO:HG3	18:T:65:DC:H5''	1.66	0.77
16:Q:102:PRO:HA	17:R:94:LYS:HA	1.67	0.76
2:B:639:ILE:HD11	2:B:691:GLU:HB2	1.67	0.76
14:N:28:DA:N3	15:O:116:PHE:CZ	2.53	0.76
15:O:99:PHE:CD1	18:T:58:DT:C1'	2.68	0.76
2:B:247:GLY:H	2:B:418:LYS:NZ	1.83	0.76
1:A:1397:LEU:HB2	1:A:1426:GLU:HG2	1.68	0.76
13:M:269:ILE:CG2	13:M:272:LYS:HE3	2.13	0.76
2:B:247:GLY:CA	2:B:418:LYS:NZ	2.48	0.76
13:M:268:GLU:OE1	13:M:319:HIS:NE2	2.12	0.76
18:T:61:DT:H2'	18:T:62:DA:C8	2.21	0.75
16:Q:375:LEU:O	16:Q:386:MET:HA	1.87	0.75
3:C:149:LYS:HG3	3:C:150:GLY:H	1.51	0.75
14:N:28:DA:H1'	15:O:116:PHE:CZ	2.21	0.75
15:O:99:PHE:CE1	18:T:58:DT:O2	2.39	0.75
18:T:60:DA:N7	18:T:61:DT:O4	2.19	0.75
16:Q:376:LEU:HD23	16:Q:386:MET:HG2	1.68	0.75
7:G:1:MET:HE3	7:G:85:GLU:OE2	1.87	0.74
7:G:160:ILE:N	7:G:160:ILE:HD12	2.02	0.74
2:B:604:ARG:NH1	2:B:691:GLU:OE2	2.19	0.74
1:A:379:VAL:HG22	1:A:431:LYS:HG2	1.69	0.74
2:B:120:ARG:HG2	2:B:955:THR:HG21	1.69	0.74
2:B:345:LYS:HA	2:B:348:ARG:HG2	1.70	0.74
18:T:65:DC:H1'	18:T:66:DA:H5'	1.69	0.74
14:N:41:DG:C6	18:T:44:DA:N1	2.56	0.74
13:M:272:LYS:CB	18:T:66:DA:OP1	2.33	0.73
4:D:56:ARG:NH1	4:D:122:GLU:OE2	2.21	0.73
13:M:238:TYR:HB3	13:M:242:PHE:HE2	1.54	0.73
2:B:369:GLY:HA3	16:Q:367:ALA:HB2	1.68	0.73

Continued on next page...

Continued from previous page...

Atom-1	Atom-2	Interatomic distance (Å)	Clash overlap (Å)
2:B:287:ARG:NH2	2:B:294:ASP:OD1	2.20	0.73
1:A:1136:SER:O	1:A:1274:ARG:NH1	2.22	0.73
17:R:120:TYR:HD1	17:R:226:PRO:HA	1.54	0.73
1:A:362:ASP:OD2	1:A:459:ARG:NH1	2.21	0.73
13:M:166:LYS:HB3	13:M:170:SER:HB3	1.70	0.73
2:B:919:SER:HB2	2:B:922:GLU:HB2	1.72	0.72
5:E:56:LYS:NZ	5:E:84:ASP:OD2	2.22	0.72
2:B:969:ARG:NH1	3:C:61:GLU:OE1	2.22	0.72
13:M:274:PRO:CD	15:O:188:GLU:HG3	2.20	0.72
14:N:28:DA:N3	15:O:116:PHE:HZ	1.88	0.72
12:L:32:ALA:HB2	12:L:55:ILE:HB	1.70	0.72
7:G:130:TYR:HB2	7:G:137:ILE:HB	1.72	0.71
13:M:157:CYS:HB2	13:M:163:LEU:HD11	1.72	0.71
17:R:64:SER:HA	17:R:216:GLY:HA2	1.72	0.71
13:M:272:LYS:HB3	18:T:66:DA:P	2.30	0.71
14:N:41:DG:H2''	14:N:42:DT:C7	2.17	0.71
18:T:44:DA:H2''	18:T:45:DC:H5	1.54	0.71
9:I:31:THR:O	16:Q:401:TYR:HB2	1.89	0.71
17:R:73:LEU:HD11	17:R:77:LEU:HD23	1.72	0.71
2:B:220:GLY:O	2:B:221:ASN:CB	2.38	0.71
5:E:116:ILE:HB	5:E:121:MET:HE2	1.72	0.71
13:M:236:LEU:HD11	13:M:257:GLU:HG3	1.72	0.71
16:Q:139:LEU:HB3	17:R:212:THR:HG21	1.71	0.71
1:A:107:CYS:SG	1:A:171:GLN:NE2	2.63	0.71
1:A:405:VAL:HG23	1:A:415:LEU:HD11	1.71	0.71
4:D:54:GLU:HB2	4:D:160:VAL:HG11	1.73	0.71
13:M:267:LYS:NZ	15:O:169:PRO:CB	2.51	0.71
13:M:267:LYS:NZ	15:O:239:LYS:HD2	2.06	0.71
13:M:270:ALA:CB	15:O:208:VAL:HG11	2.13	0.71
1:A:871:ASP:OD2	1:A:1366:ARG:NH2	2.24	0.71
1:A:881:GLN:NE2	1:A:959:ASN:HA	2.06	0.71
2:B:1056:SER:OG	2:B:1067:ARG:NH1	2.24	0.71
4:D:24:ALA:HA	7:G:83:LYS:HB2	1.73	0.71
15:O:191:PRO:CG	18:T:65:DC:C5'	2.69	0.71
2:B:984:HIS:NE2	2:B:1028:GLU:OE1	2.24	0.71
7:G:45:ILE:HA	7:G:78:VAL:HG12	1.72	0.71
7:G:79:PHE:CD2	7:G:81:PRO:HD3	2.26	0.71
17:R:67:GLN:HB3	17:R:219:CYS:HB2	1.73	0.71
2:B:475:SER:O	2:B:476:ARG:CG	2.38	0.70
7:G:111:THR:HB	7:G:114:LEU:HD13	1.73	0.70
7:G:159:ALA:C	7:G:160:ILE:HD12	2.11	0.70

Continued on next page...

Continued from previous page...

Atom-1	Atom-2	Interatomic distance (Å)	Clash overlap (Å)
18:T:59:DT:H2'	18:T:60:DA:O5'	1.91	0.70
2:B:437:GLU:OE2	16:Q:330:ARG:O	2.09	0.70
13:M:270:ALA:CB	15:O:208:VAL:HG21	2.20	0.70
1:A:61:ILE:HG22	1:A:62:ASP:H	1.55	0.70
13:M:270:ALA:HB2	15:O:208:VAL:CG1	2.14	0.70
15:O:191:PRO:HG3	18:T:65:DC:H5'	1.73	0.70
7:G:151:ILE:HG13	21:W:134:LEU:CB	2.21	0.70
15:O:103:ILE:CD1	18:T:59:DT:C5'	2.69	0.70
17:R:104:ILE:HD11	17:R:122:LEU:HB3	1.73	0.70
1:A:598:LEU:HD21	8:H:124:ARG:HB2	1.73	0.70
1:A:441:PRO:HA	1:A:458:HIS:O	1.92	0.70
1:A:626:ASN:O	1:A:631:HIS:ND1	2.23	0.69
2:B:73:GLN:HB3	2:B:86:ARG:HB3	1.73	0.69
2:B:549:THR:OG1	2:B:628:THR:OG1	2.09	0.69
1:A:457:ALA:HB3	1:A:506:ALA:HA	1.75	0.69
1:A:1348:LEU:HD23	1:A:1372:VAL:HG13	1.73	0.69
1:A:1136:SER:HB3	1:A:1274:ARG:HH12	1.58	0.69
2:B:593:PRO:HB2	2:B:617:ARG:HE	1.56	0.69
4:D:39:ASN:HD21	4:D:43:GLU:HB2	1.58	0.69
12:L:28:LYS:HA	12:L:39:SER:HA	1.74	0.69
5:E:26:ARG:HH12	5:E:189:GLY:HA3	1.58	0.69
15:O:99:PHE:CE1	18:T:58:DT:H1'	2.26	0.69
17:R:106:LEU:O	17:R:119:GLU:HA	1.93	0.69
18:T:44:DA:C4	18:T:45:DC:C4	2.80	0.69
1:A:726:ARG:HD3	1:A:766:GLY:HA3	1.74	0.69
2:B:71:LEU:HD23	2:B:88:TYR:HD2	1.57	0.69
2:B:1187:ASN:HD21	2:B:1190:ASP:HB3	1.56	0.69
4:D:192:LYS:NZ	4:D:204:ASP:OD1	2.23	0.69
18:T:61:DT:H2'	18:T:62:DA:N7	2.08	0.69
14:N:29:DT:H4'	14:N:30:DA:H5'	1.73	0.69
18:T:43:DA:H2'	18:T:44:DA:O4'	1.93	0.69
18:T:44:DA:C1'	18:T:45:DC:C4	2.75	0.68
13:M:269:ILE:CG2	13:M:272:LYS:CG	2.72	0.68
2:B:463:THR:O	2:B:465:ASN:OD1	2.11	0.68
2:B:53:GLN:OE1	2:B:547:VAL:CG2	2.42	0.68
4:D:32:GLU:CG	7:G:41:LYS:HE2	2.24	0.68
16:Q:397:ALA:HB3	16:Q:400:LYS:HE3	1.76	0.68
18:T:64:DA:H2'	18:T:65:DC:C6	2.28	0.68
1:A:906:HIS:O	1:A:1029:ARG:NH2	2.26	0.67
2:B:758:PHE:HB3	2:B:761:HIS:HD2	1.59	0.67
3:C:66:ARG:NH2	3:C:143:LEU:O	2.26	0.67

Continued on next page...

Continued from previous page...

Atom-1	Atom-2	Interatomic distance (Å)	Clash overlap (Å)
4:D:190:GLU:HA	7:G:167:TYR:CD2	2.28	0.67
13:M:267:LYS:HG3	13:M:268:GLU:H	1.59	0.67
17:R:63:ARG:NH1	17:R:66:ARG:HH22	1.92	0.67
18:T:60:DA:C8	18:T:61:DT:O4	2.48	0.67
2:B:247:GLY:HA2	2:B:418:LYS:HZ3	1.58	0.67
1:A:524:VAL:HG12	1:A:525:GLN:HG2	1.77	0.67
2:B:369:GLY:HA3	16:Q:367:ALA:CB	2.25	0.67
17:R:105:THR:HA	17:R:120:TYR:O	1.95	0.67
1:A:888:GLY:O	1:A:940:ARG:NH2	2.27	0.67
4:D:66:ARG:NH2	7:G:47:CYS:SG	2.67	0.67
1:A:186:LYS:O	18:T:34:DG:OP2	2.12	0.66
2:B:215:GLN:NE2	2:B:479:VAL:HG22	2.09	0.66
16:Q:135:LEU:HB2	16:Q:136:PRO:HA	1.77	0.66
2:B:798:TYR:O	2:B:821:GLN:NE2	2.20	0.66
4:D:32:GLU:HG3	7:G:41:LYS:HE2	1.76	0.66
9:I:78:CYS:SG	9:I:105:SER:OG	2.54	0.66
13:M:136:LEU:HD13	13:M:196:ILE:HD11	1.78	0.66
1:A:115:LEU:O	1:A:164:ARG:NH1	2.29	0.66
3:C:75:MET:O	3:C:246:ARG:NH2	2.23	0.66
13:M:267:LYS:CE	15:O:208:VAL:HG13	2.02	0.66
13:M:286:ILE:HG13	13:M:291:ILE:HG13	1.77	0.66
2:B:629:ASP:OD1	2:B:630:ALA:N	2.29	0.66
8:H:8:ASP:OD1	8:H:9:ILE:N	2.29	0.66
13:M:267:LYS:HZ2	15:O:169:PRO:HB3	1.59	0.66
19:U:30:ILE:HG23	19:U:31:ASP:H	1.60	0.66
1:A:407:ARG:HH11	1:A:413:ILE:HD11	1.60	0.66
4:D:32:GLU:HG3	7:G:42:PHE:CZ	2.30	0.66
13:M:272:LYS:HE2	18:T:65:DC:OP1	1.95	0.66
16:Q:397:ALA:HB3	16:Q:400:LYS:CE	2.26	0.66
2:B:763:GLN:HG2	2:B:765:PRO:HD2	1.77	0.65
16:Q:101:PHE:N	17:R:95:ILE:O	2.24	0.65
2:B:68:THR:OG1	16:Q:335:LEU:CD1	2.44	0.65
2:B:92:PHE:HD2	2:B:130:VAL:HG11	1.61	0.65
2:B:309:GLN:OE1	2:B:392:ARG:NH2	2.28	0.65
15:O:99:PHE:CB	18:T:58:DT:H4'	2.20	0.65
3:C:54:ASN:ND2	3:C:60:ASP:OD1	2.29	0.65
1:A:362:ASP:O	1:A:458:HIS:ND1	2.28	0.65
13:M:245:HIS:CD2	17:R:264:SER:HB2	2.32	0.65
13:M:34:ILE:HG22	13:M:45:CYS:HA	1.79	0.65
2:B:68:THR:HB	16:Q:335:LEU:HD11	1.76	0.65
2:B:837:ASP:OD2	2:B:1020:ARG:NH2	2.30	0.65

Continued on next page...

Continued from previous page...

Atom-1	Atom-2	Interatomic distance (Å)	Clash overlap (Å)
3:C:166:GLU:OE2	12:L:70:ARG:NH2	2.30	0.65
1:A:198:GLU:OE2	1:A:200:ARG:NH2	2.27	0.65
3:C:22:LEU:HD11	11:K:101:LEU:HD11	1.77	0.65
2:B:835:GLN:HA	2:B:1013:ASN:HD22	1.62	0.64
13:M:22:LEU:HB3	13:M:52:LEU:HD23	1.77	0.64
2:B:247:GLY:CA	2:B:418:LYS:HZ1	2.09	0.64
10:J:48:ARG:O	10:J:52:THR:OG1	2.10	0.64
1:A:821:ARG:HE	2:B:514:LEU:HB2	1.62	0.64
18:T:41:DC:H3'	21:W:79:SER:CB	2.27	0.64
1:A:326:ARG:HE	1:A:1406:VAL:HG21	1.62	0.64
7:G:151:ILE:CG1	21:W:134:LEU:CB	2.75	0.64
13:M:188:THR:HG22	13:M:190:LYS:H	1.63	0.64
13:M:245:HIS:HA	17:R:264:SER:HB3	1.79	0.64
16:Q:378:VAL:HG22	16:Q:384:PHE:HE1	1.61	0.64
18:T:44:DA:H2''	18:T:45:DC:C5	2.31	0.64
1:A:537:ARG:NH1	8:H:120:GLY:O	2.31	0.64
7:G:34:VAL:HG12	7:G:45:ILE:HG21	1.80	0.64
18:T:43:DA:C1'	18:T:44:DA:H5'	2.28	0.64
8:H:110:ASP:O	8:H:129:TYR:N	2.30	0.64
1:A:881:GLN:HE21	1:A:959:ASN:HA	1.62	0.63
1:A:134:ARG:NH1	1:A:221:SER:O	2.31	0.63
2:B:959:ASP:HB2	13:M:143:PRO:HB2	1.79	0.63
7:G:111:THR:HG22	7:G:113:HIS:H	1.61	0.63
13:M:200:THR:O	13:M:203:PHE:HB3	1.97	0.63
16:Q:373:TYR:HD1	17:R:70:LEU:HD21	1.59	0.63
2:B:44:VAL:HG11	2:B:495:LEU:HD12	1.80	0.63
16:Q:141:ARG:O	17:R:207:THR:OG1	2.13	0.63
2:B:247:GLY:CA	2:B:418:LYS:HZ3	2.10	0.63
9:I:9:ASP:OD2	16:Q:125:LYS:CE	2.47	0.63
2:B:41:LYS:O	2:B:45:SER:HB3	1.99	0.63
9:I:58:VAL:HG21	9:I:109:ILE:HD11	1.80	0.63
2:B:44:VAL:CG1	2:B:495:LEU:HD13	2.26	0.63
5:E:76:GLY:N	5:E:106:GLN:OE1	2.31	0.63
15:O:98:ARG:CZ	18:T:59:DT:P	2.87	0.63
2:B:901:PRO:HG2	12:L:60:ARG:HA	1.80	0.63
4:D:49:ALA:CB	7:G:3:PHE:CE1	2.82	0.63
1:A:243:PRO:HB2	1:A:245:PRO:HD2	1.80	0.62
17:R:98:ASN:HB3	17:R:103:LYS:HG3	1.79	0.62
1:A:806:ARG:HH22	2:B:729:ILE:HG13	1.63	0.62
2:B:102:VAL:HG23	2:B:112:LEU:HB2	1.81	0.62
2:B:278:GLN:HB2	2:B:337:ARG:HD2	1.79	0.62

Continued on next page...

Continued from previous page...

Atom-1	Atom-2	Interatomic distance (Å)	Clash overlap (Å)
7:G:151:ILE:HD12	21:W:134:LEU:CB	2.29	0.62
15:O:98:ARG:HG2	18:T:58:DT:H5'	1.80	0.62
3:C:153:LEU:HD11	3:C:155:LEU:HD23	1.82	0.62
1:A:1146:VAL:HG12	1:A:1201:ALA:HB1	1.81	0.62
10:J:8:PHE:HB2	10:J:48:ARG:HH22	1.64	0.62
13:M:274:PRO:CD	15:O:188:GLU:CG	2.74	0.62
3:C:146:LYS:NZ	10:J:58:GLU:OE2	2.24	0.62
1:A:335:ARG:NH2	2:B:1114:LEU:HD21	2.14	0.62
1:A:372:LYS:HA	1:A:435:HIS:CD2	2.35	0.62
2:B:865:LYS:HE2	13:M:145:ILE:HD12	1.76	0.62
2:B:865:LYS:NZ	13:M:145:ILE:CD1	2.63	0.62
3:C:179:GLU:OE1	3:C:206:ASN:ND2	2.32	0.62
9:I:14:LEU:HB3	9:I:27:PHE:HB3	1.81	0.62
1:A:544:ASP:OD1	1:A:545:GLN:N	2.33	0.61
2:B:68:THR:CB	16:Q:335:LEU:HD12	2.30	0.61
3:C:56:THR:HG22	3:C:147:LEU:HD21	1.81	0.61
5:E:78:LEU:HD21	5:E:109:ILE:HD12	1.80	0.61
2:B:119:LEU:HD22	2:B:953:LEU:HD21	1.82	0.61
2:B:870:ILE:HG23	2:B:917:PRO:HD2	1.83	0.61
7:G:1:MET:CE	7:G:85:GLU:OE2	2.49	0.61
18:T:65:DC:H2''	18:T:66:DA:H5'	1.82	0.61
2:B:269:ILE:HD11	2:B:386:LEU:HD21	1.82	0.61
13:M:43:VAL:HG12	13:M:53:SER:HB3	1.82	0.61
13:M:281:SER:O	13:M:285:ASN:ND2	2.31	0.61
1:A:352:VAL:HB	1:A:467:THR:HG22	1.81	0.61
3:C:254:LYS:HG2	11:K:42:LEU:HD12	1.82	0.61
5:E:55:ARG:HB2	5:E:84:ASP:OD1	1.99	0.61
16:Q:339:ALA:HB1	16:Q:343:ARG:HH12	1.65	0.61
1:A:587:HIS:CD2	1:A:969:GLN:HG3	2.35	0.61
2:B:868:MET:HG2	13:M:182:ARG:HG3	1.83	0.61
15:O:170:ILE:O	15:O:239:LYS:HE2	2.00	0.61
4:D:56:ARG:HA	4:D:148:LEU:HD13	1.81	0.61
18:T:62:DA:H2'	18:T:63:DT:H5'	1.80	0.61
18:T:63:DT:H2''	18:T:64:DA:H5'	1.82	0.61
18:T:64:DA:C2'	18:T:65:DC:C6	2.83	0.61
15:O:191:PRO:HB3	18:T:65:DC:H5''	1.80	0.61
4:D:32:GLU:CG	7:G:42:PHE:CE1	2.84	0.61
2:B:465:ASN:OD1	2:B:465:ASN:N	2.33	0.61
1:A:1189:SER:N	1:A:1242:VAL:O	2.28	0.60
19:U:37:ASP:O	19:U:41:ILE:HG13	2.01	0.60
1:A:260:ASP:OD1	1:A:261:ASP:N	2.34	0.60

Continued on next page...

Continued from previous page...

Atom-1	Atom-2	Interatomic distance (Å)	Clash overlap (Å)
2:B:199:MET:SD	2:B:492:LEU:HD23	2.42	0.60
5:E:88:VAL:HB	5:E:116:ILE:HG12	1.82	0.60
16:Q:378:VAL:HG22	16:Q:384:PHE:CE1	2.36	0.60
15:O:98:ARG:NH1	18:T:59:DT:OP1	2.34	0.60
18:T:44:DA:H1'	18:T:45:DC:N4	2.17	0.60
1:A:929:LEU:HD11	1:A:983:ILE:HG21	1.83	0.60
2:B:283:VAL:HG11	2:B:321:GLY:HA3	1.82	0.60
21:W:39:ALA:HA	21:W:85:VAL:O	2.01	0.60
3:C:115:SER:HB3	3:C:142:VAL:HB	1.83	0.60
19:U:31:ASP:HB3	19:U:34:THR:OG1	2.02	0.60
19:U:242:ASN:HA	19:U:268:THR:O	2.01	0.60
1:A:1199:ARG:O	1:A:1203:ASN:ND2	2.35	0.60
2:B:71:LEU:HD12	16:Q:331:GLN:O	2.02	0.60
2:B:429:PHE:CZ	16:Q:332:LEU:HB2	2.37	0.60
1:A:993:LEU:HD11	1:A:1050:GLU:HB2	1.84	0.60
2:B:325:GLN:NE2	16:Q:401:TYR:OH	2.28	0.60
13:M:267:LYS:HD3	15:O:239:LYS:CD	2.31	0.60
3:C:44:LEU:HB2	3:C:77:ILE:HD13	1.83	0.59
4:D:57:LEU:O	4:D:61:GLU:N	2.32	0.59
4:D:148:LEU:O	4:D:152:SER:OG	2.15	0.59
7:G:138:THR:HG22	7:G:139:ILE:H	1.67	0.59
1:A:22:PHE:HB2	2:B:1211:ASN:OD1	2.01	0.59
1:A:261:ASP:HB3	1:A:322:VAL:HG13	1.83	0.59
1:A:345:VAL:HG12	2:B:1155:SER:HB2	1.84	0.59
2:B:326:ASP:OD1	2:B:327:ARG:N	2.35	0.59
18:T:60:DA:H2'	18:T:61:DT:C5	2.38	0.59
1:A:340:LEU:HD13	1:A:1429:ILE:HG23	1.84	0.59
1:A:568:PRO:HG2	8:H:46:LEU:HD23	1.84	0.59
18:T:42:DG:C1'	18:T:43:DA:H5'	2.23	0.59
2:B:62:ILE:O	2:B:65:GLU:HG2	2.01	0.59
4:D:54:GLU:HG2	4:D:58:VAL:HG23	1.84	0.59
8:H:104:PHE:HZ	8:H:137:GLN:H	1.48	0.59
1:A:95:PHE:HE1	1:A:1414:ALA:HB2	1.67	0.59
3:C:124:LEU:O	3:C:127:ARG:HG2	2.01	0.59
14:N:24:DT:H2''	14:N:25:DA:C5'	2.17	0.59
18:T:43:DA:H2''	18:T:44:DA:C4'	2.31	0.59
7:G:57:GLN:HG2	7:G:58:ARG:H	1.67	0.59
12:L:33:GLU:HG3	12:L:34:CYS:N	2.18	0.59
18:T:44:DA:N9	18:T:45:DC:N4	2.50	0.59
1:A:472:LEU:HD22	2:B:835:GLN:NE2	2.17	0.59
16:Q:119:LEU:O	17:R:132:GLU:HA	2.03	0.59

Continued on next page...

Continued from previous page...

Atom-1	Atom-2	Interatomic distance (Å)	Clash overlap (Å)
1:A:197:PRO:CG	18:T:35:DG:OP2	2.51	0.58
2:B:1037:LEU:O	10:J:47:ARG:NH2	2.36	0.58
7:G:148:GLU:H	7:G:161:GLY:HA2	1.67	0.58
1:A:390:GLN:OE1	1:A:393:ARG:NH2	2.36	0.58
2:B:757:PRO:HG2	2:B:984:HIS:CE1	2.38	0.58
2:B:186:GLU:HG2	2:B:190:TYR:HE2	1.67	0.58
2:B:1065:GLN:OE1	2:B:1066:SER:N	2.37	0.58
12:L:47:ARG:NH1	13:M:250:MET:HE1	2.12	0.58
15:O:105:ARG:HD2	20:V:69:TYR:OH	2.03	0.58
18:T:44:DA:C2'	18:T:45:DC:C5	2.86	0.58
18:T:63:DT:H2'	18:T:64:DA:C8	2.38	0.58
1:A:1342:GLU:OE1	5:E:200:ARG:NH2	2.29	0.58
14:N:27:DA:H4'	15:O:73:THR:HG21	1.85	0.58
1:A:1116:LEU:HB2	1:A:1308:THR:HB	1.84	0.58
17:R:138:GLN:HB2	17:R:211:LYS:CB	2.31	0.58
18:T:61:DT:C2'	18:T:62:DA:C8	2.86	0.58
2:B:835:GLN:HA	2:B:1013:ASN:ND2	2.19	0.58
14:N:41:DG:N7	18:T:44:DA:N6	2.51	0.58
16:Q:373:TYR:OH	17:R:72:ARG:NH2	2.36	0.58
1:A:903:ASN:OD1	1:A:904:THR:N	2.37	0.58
2:B:43:LEU:HD11	2:B:812:LEU:HD23	1.84	0.58
1:A:172:PRO:HB3	1:A:185:TRP:CE2	2.39	0.58
2:B:209:GLU:OE2	2:B:788:ARG:NH2	2.37	0.58
2:B:911:ILE:HD11	2:B:941:LEU:HD12	1.86	0.58
4:D:153:ARG:NH1	4:D:183:LEU:O	2.37	0.58
14:N:22:DT:H2''	14:N:23:DA:O5'	2.04	0.58
1:A:503:GLN:OE1	6:F:90:ARG:NH1	2.32	0.57
2:B:676:VAL:O	2:B:677:GLU:HG2	2.04	0.57
2:B:956:THR:HG23	12:L:46:VAL:HB	1.86	0.57
2:B:1106:ARG:CZ	2:B:1118:PRO:HB3	2.34	0.57
5:E:65:THR:O	5:E:69:ILE:HD12	2.04	0.57
10:J:8:PHE:HB2	10:J:48:ARG:NH2	2.19	0.57
15:O:91:ASN:HD22	19:U:285:TRP:HZ2	1.51	0.57
17:R:306:LEU:O	17:R:310:TYR:N	2.37	0.57
2:B:259:TYR:HE2	2:B:270:LYS:HB2	1.69	0.57
2:B:1187:ASN:ND2	2:B:1190:ASP:O	2.38	0.57
16:Q:373:TYR:HD1	17:R:70:LEU:HD11	1.68	0.57
1:A:1138:ILE:O	1:A:1276:VAL:N	2.34	0.57
2:B:156:SER:O	2:B:163:GLY:N	2.37	0.57
3:C:148:ARG:NH2	10:J:64:ASN:HA	2.19	0.57
5:E:43:LYS:O	5:E:47:CYS:HB2	2.05	0.57

Continued on next page...

Continued from previous page...

Atom-1	Atom-2	Interatomic distance (Å)	Clash overlap (Å)
1:A:471:ASN:OD1	1:A:472:LEU:N	2.37	0.57
2:B:109:THR:HG21	17:R:263:MET:HG3	1.86	0.57
8:H:7:ASP:OD1	8:H:8:ASP:N	2.37	0.57
12:L:33:GLU:HG3	12:L:34:CYS:H	1.68	0.57
12:L:47:ARG:HH11	13:M:250:MET:CE	2.17	0.57
16:Q:373:TYR:CE1	17:R:70:LEU:HD21	2.38	0.57
1:A:381:THR:HG23	1:A:383:TYR:H	1.69	0.57
3:C:149:LYS:HG3	3:C:150:GLY:N	2.19	0.57
1:A:752:LYS:HG3	2:B:1015:HIS:HB3	1.85	0.57
5:E:179:GLN:HA	5:E:215:MET:HG2	1.86	0.57
13:M:177:LEU:HD22	13:M:207:LEU:HD11	1.85	0.57
1:A:1146:VAL:HG23	1:A:1197:LEU:HD22	1.86	0.57
15:O:98:ARG:HG2	18:T:58:DT:C5'	2.34	0.57
18:T:44:DA:C4	18:T:45:DC:N4	2.72	0.57
1:A:367:PRO:HG2	1:A:466:SER:O	2.04	0.57
2:B:579:ARG:HB2	2:B:586:TRP:NE1	2.19	0.57
8:H:64:ASN:OD1	8:H:65:LEU:N	2.38	0.57
17:R:98:ASN:ND2	17:R:103:LYS:HE3	2.20	0.57
17:R:262:THR:O	17:R:266:THR:HG23	2.04	0.57
2:B:365:THR:HG21	2:B:370:PHE:CG	2.40	0.56
13:M:267:LYS:HE2	15:O:208:VAL:HG11	1.79	0.56
1:A:225:ASN:N	1:A:229:SER:OG	2.28	0.56
1:A:778:GLY:HA3	2:B:516:ASN:HB2	1.86	0.56
18:T:57:DA:H2''	18:T:58:DT:O5'	2.03	0.56
1:A:29:ALA:HB1	2:B:1184:GLY:HA3	1.87	0.56
1:A:34:LYS:NZ	1:A:85:ASP:OD2	2.38	0.56
1:A:1445:ILE:HB	7:G:61:ILE:HD11	1.87	0.56
3:C:60:ASP:HB3	12:L:67:PHE:HE2	1.70	0.56
8:H:56:THR:O	8:H:144:ILE:HA	2.06	0.56
16:Q:100:GLU:HA	17:R:96:ARG:HA	1.86	0.56
18:T:65:DC:P	18:T:65:DC:C3'	2.94	0.56
1:A:399:HIS:HB3	1:A:400:PRO:HD3	1.88	0.56
1:A:868:TYR:CD2	1:A:1058:VAL:HG21	2.41	0.56
2:B:108:VAL:HA	13:M:244:SER:OG	2.06	0.56
2:B:642:ASP:HA	2:B:649:LYS:HG2	1.86	0.56
3:C:6:PRO:HB3	3:C:25:VAL:CG2	2.35	0.56
7:G:101:VAL:N	7:G:108:VAL:O	2.36	0.56
16:Q:339:ALA:HB1	16:Q:343:ARG:NH1	2.20	0.56
17:R:64:SER:O	17:R:217:THR:HG23	2.06	0.56
7:G:119:LEU:HD11	7:G:130:TYR:HB3	1.87	0.56
1:A:365:GLY:HA2	1:A:461:LYS:O	2.05	0.56

Continued on next page...

Continued from previous page...

Atom-1	Atom-2	Interatomic distance (Å)	Clash overlap (Å)
2:B:211:VAL:O	2:B:480:SER:HA	2.06	0.56
2:B:217:ARG:NH1	2:B:407:ASP:CG	2.58	0.56
9:I:31:THR:O	16:Q:401:TYR:CB	2.53	0.56
2:B:209:GLU:O	2:B:482:VAL:HA	2.05	0.56
1:A:1148:ILE:HA	9:I:49:ILE:HD12	1.87	0.56
1:A:1224:LEU:HD12	1:A:1241:ARG:O	2.05	0.56
21:W:39:ALA:O	21:W:41:ASP:N	2.28	0.56
1:A:940:ARG:HH21	1:A:944:ARG:NH2	2.03	0.56
7:G:79:PHE:CE2	7:G:81:PRO:CG	2.86	0.56
1:A:146:MET:O	1:A:171:GLN:N	2.38	0.56
1:A:203:SER:N	1:A:206:GLU:OE2	2.39	0.56
2:B:73:GLN:O	2:B:86:ARG:N	2.33	0.56
2:B:579:ARG:HB2	2:B:586:TRP:HE1	1.71	0.56
13:M:243:CYS:O	13:M:247:GLY:N	2.39	0.56
14:N:28:DA:C8	14:N:29:DT:H73	2.41	0.56
1:A:42:ASP:OD1	1:A:43:GLU:N	2.37	0.55
1:A:475:THR:OG1	1:A:480:ALA:O	2.21	0.55
1:A:491:VAL:O	2:B:1150:ARG:NH2	2.39	0.55
1:A:666:ILE:HG23	2:B:1026:LEU:HB3	1.87	0.55
13:M:267:LYS:HD3	15:O:239:LYS:HD3	1.87	0.55
17:R:127:LYS:HA	17:R:220:HIS:CE1	2.42	0.55
2:B:170:LEU:HD12	2:B:171:PRO:HD2	1.88	0.55
17:R:120:TYR:CD1	17:R:226:PRO:HA	2.39	0.55
17:R:341:LYS:CB	18:T:49:DC:OP1	2.53	0.55
18:T:45:DC:H2'	18:T:46:DG:C8	2.41	0.55
1:A:562:THR:O	1:A:576:GLN:NE2	2.37	0.55
2:B:46:GLN:HG2	2:B:408:LEU:HD21	1.88	0.55
2:B:296:GLU:HG2	2:B:300:HIS:NE2	2.22	0.55
2:B:557:PHE:CZ	2:B:603:LEU:HD11	2.41	0.55
7:G:50:ASP:OD2	7:G:53:ASN:HB2	2.07	0.55
14:N:22:DT:C2'	14:N:23:DA:O5'	2.54	0.55
17:R:122:LEU:HD21	17:R:222:CYS:HB3	1.89	0.55
2:B:29:ASP:OD2	2:B:658:ILE:HG13	2.06	0.55
13:M:180:CYS:SG	13:M:187:ARG:HG2	2.46	0.55
15:O:169:PRO:HG2	15:O:240:MET:SD	2.47	0.55
19:U:25:PHE:O	19:U:30:ILE:HG22	2.05	0.55
19:U:245:LEU:HB3	20:V:9:LEU:HD22	1.89	0.55
2:B:923:GLU:HB2	2:B:928:ARG:HD2	1.88	0.55
15:O:114:LEU:HD11	18:T:59:DT:C2	2.40	0.55
19:U:30:ILE:O	19:U:31:ASP:HB2	2.06	0.55
20:V:60:LEU:HD21	20:V:87:VAL:HG22	1.89	0.55

Continued on next page...

Continued from previous page...

Atom-1	Atom-2	Interatomic distance (Å)	Clash overlap (Å)
1:A:1364:ASN:OD1	1:A:1365:TYR:N	2.40	0.55
1:A:1144:LYS:HE3	9:I:48:LEU:HD22	1.89	0.55
1:A:1386:ARG:O	1:A:1390:ASN:HB3	2.07	0.55
2:B:104:GLU:OE2	12:L:54:ARG:HD2	2.07	0.54
16:Q:366:GLU:CB	16:Q:392:VAL:HG13	2.36	0.54
3:C:46:ILE:HA	3:C:159:ALA:HA	1.89	0.54
15:O:99:PHE:CG	18:T:58:DT:H1'	2.41	0.54
1:A:441:PRO:HD2	1:A:498:ARG:NH1	2.22	0.54
1:A:833:GLU:OE2	1:A:1102:LYS:HD2	2.06	0.54
2:B:46:GLN:OE1	2:B:46:GLN:N	2.32	0.54
17:R:122:LEU:HD21	17:R:222:CYS:SG	2.47	0.54
1:A:977:LYS:O	1:A:1036:ARG:NH2	2.38	0.54
7:G:62:LEU:HD12	7:G:63:PRO:O	2.08	0.54
13:M:273:SER:HB2	15:O:188:GLU:HA	1.89	0.54
1:A:566:ILE:O	8:H:96:VAL:HB	2.07	0.54
2:B:298:LEU:HD23	2:B:311:LEU:HD22	1.89	0.54
2:B:1073:TYR:CE1	2:B:1080:LYS:HG2	2.43	0.54
3:C:6:PRO:HB3	3:C:25:VAL:HG23	1.90	0.54
4:D:49:ALA:HB1	7:G:3:PHE:HE1	1.72	0.54
13:M:43:VAL:O	13:M:52:LEU:N	2.39	0.54
16:Q:119:LEU:HD22	16:Q:395:PHE:CE2	2.41	0.54
1:A:436:ILE:HD11	1:A:491:VAL:HG21	1.89	0.54
4:D:134:THR:HG22	4:D:136:GLY:H	1.73	0.54
2:B:451:LYS:O	2:B:455:SER:OG	2.17	0.54
8:H:100:THR:OG1	8:H:139:ASN:OD1	2.20	0.54
1:A:284:ALA:HB1	1:A:289:ILE:HD11	1.90	0.54
1:A:798:GLY:HA2	1:A:815:PHE:CD2	2.43	0.54
1:A:821:ARG:HD2	2:B:514:LEU:H	1.73	0.54
3:C:36:VAL:HG21	3:C:251:LEU:HB2	1.88	0.54
3:C:136:ASP:OD1	3:C:137:LYS:N	2.41	0.54
13:M:201:LYS:HE3	14:N:23:DA:H3'	1.90	0.54
13:M:267:LYS:HE2	15:O:208:VAL:HG12	1.84	0.54
2:B:35:SER:OG	2:B:811:TYR:OH	2.18	0.54
2:B:368:GLU:OE2	16:Q:344:PHE:HD1	1.90	0.54
3:C:102:GLN:HG3	3:C:154:LYS:HG3	1.90	0.54
4:D:39:ASN:ND2	4:D:43:GLU:HB2	2.21	0.54
1:A:59:GLY:HA2	1:A:67:CYS:SG	2.48	0.53
2:B:521:LEU:HD22	2:B:633:VAL:HG12	1.88	0.53
2:B:1094:ARG:NH2	2:B:1098:MET:SD	2.82	0.53
13:M:177:LEU:HD11	13:M:189:PHE:CD1	2.43	0.53
1:A:570:PRO:O	1:A:571:LEU:HD12	2.07	0.53

Continued on next page...

Continued from previous page...

Atom-1	Atom-2	Interatomic distance (Å)	Clash overlap (Å)
2:B:86:ARG:HG3	2:B:137:TYR:O	2.08	0.53
3:C:254:LYS:O	3:C:257:SER:OG	2.21	0.53
4:D:49:ALA:HA	7:G:3:PHE:CE1	2.43	0.53
9:I:9:ASP:OD2	16:Q:125:LYS:HE3	2.07	0.53
16:Q:98:TYR:HA	17:R:97:ILE:O	2.08	0.53
2:B:129:PHE:HA	2:B:165:VAL:O	2.09	0.53
9:I:56:ALA:O	9:I:89:GLN:HG3	2.09	0.53
13:M:283:TYR:CZ	13:M:287:LEU:HD11	2.44	0.53
18:T:43:DA:H3'	18:T:43:DA:P	2.48	0.53
2:B:283:VAL:O	2:B:287:ARG:HG2	2.09	0.53
2:B:369:GLY:C	16:Q:367:ALA:HB3	2.29	0.53
5:E:26:ARG:NH2	5:E:133:GLU:OE1	2.42	0.53
1:A:13:THR:OG1	1:A:1432:GLN:OE1	2.27	0.53
4:D:64:VAL:HG13	4:D:67:ARG:HH22	1.74	0.53
6:F:93:ILE:HD11	6:F:134:ILE:HD11	1.90	0.53
2:B:296:GLU:OE2	16:Q:122:GLN:NE2	2.42	0.53
2:B:44:VAL:CG1	2:B:495:LEU:CD1	2.81	0.53
8:H:136:LYS:O	8:H:138:GLU:N	2.41	0.53
2:B:969:ARG:HH22	3:C:60:ASP:HB2	1.74	0.52
3:C:8:VAL:HG11	11:K:105:PHE:HD1	1.74	0.52
3:C:21:ILE:HG12	3:C:229:TYR:CD1	2.44	0.52
4:D:183:LEU:HD11	7:G:86:VAL:O	2.08	0.52
13:M:267:LYS:HZ1	15:O:239:LYS:HD2	1.74	0.52
14:N:29:DT:C2'	14:N:30:DA:C8	2.85	0.52
17:R:98:ASN:CB	17:R:103:LYS:O	2.53	0.52
1:A:208:LEU:HD21	1:A:212:LYS:HE3	1.90	0.52
2:B:756:ILE:HG12	2:B:770:GLN:HG2	1.89	0.52
13:M:174:ALA:O	13:M:178:ILE:HG12	2.10	0.52
1:A:285:PRO:HD2	1:A:288:ALA:HB3	1.89	0.52
8:H:130:ARG:O	8:H:133:ASN:ND2	2.41	0.52
1:A:443:LEU:HD12	2:B:1146:PHE:CZ	2.44	0.52
1:A:839:ARG:NH2	1:A:1402:PHE:O	2.33	0.52
4:D:118:THR:HG21	4:D:121:LYS:HG2	1.91	0.52
9:I:19:ASP:O	9:I:23:ASN:HA	2.10	0.52
17:R:126:LYS:HD2	17:R:129:VAL:HG12	1.91	0.52
18:T:44:DA:N9	18:T:45:DC:C4	2.78	0.52
1:A:16:GLU:CG	1:A:1418:LEU:HD11	2.39	0.52
1:A:1224:LEU:HD11	1:A:1240:CYS:HB3	1.91	0.52
2:B:822:ASN:O	10:J:48:ARG:NH1	2.43	0.52
4:D:194:LEU:HD22	7:G:86:VAL:HG21	1.91	0.52
7:G:86:VAL:HA	7:G:146:LYS:HA	1.90	0.52

Continued on next page...

Continued from previous page...

Atom-1	Atom-2	Interatomic distance (Å)	Clash overlap (Å)
12:L:47:ARG:HH11	13:M:250:MET:HE1	1.73	0.52
16:Q:365:TYR:CZ	16:Q:367:ALA:HA	2.45	0.52
1:A:367:PRO:HA	1:A:463:ILE:O	2.09	0.52
1:A:522:GLY:O	1:A:524:VAL:HG23	2.10	0.52
1:A:806:ARG:NH2	2:B:729:ILE:HG13	2.24	0.52
1:A:1206:ASP:O	1:A:1274:ARG:NH2	2.37	0.52
2:B:96:TYR:HB2	2:B:129:PHE:HB2	1.92	0.52
2:B:841:MET:O	2:B:993:THR:HA	2.09	0.52
7:G:10:ASN:HA	7:G:70:PHE:O	2.10	0.52
7:G:160:ILE:N	7:G:160:ILE:CD1	2.73	0.52
13:M:154:TYR:CE1	13:M:171:ILE:HD13	2.45	0.52
17:R:63:ARG:HD2	17:R:66:ARG:CZ	2.39	0.52
2:B:499:ASN:OD1	2:B:500:THR:N	2.42	0.52
1:A:1350:LYS:O	1:A:1354:ASN:ND2	2.42	0.52
1:A:826:ASP:OD1	1:A:827:THR:N	2.43	0.52
2:B:99:LYS:HB3	2:B:180:TYR:CE1	2.45	0.52
16:Q:99:ASN:O	17:R:97:ILE:N	2.37	0.52
16:Q:103:LEU:HD23	16:Q:384:PHE:HB2	1.92	0.52
2:B:179:CYS:SG	2:B:180:TYR:N	2.82	0.52
5:E:122:LYS:O	5:E:125:PRO:HD2	2.10	0.52
7:G:95:SER:O	7:G:130:TYR:OH	2.27	0.52
13:M:177:LEU:O	13:M:181:ARG:HG2	2.09	0.52
13:M:272:LYS:CE	18:T:65:DC:OP1	2.58	0.52
2:B:100:PRO:HD2	2:B:180:TYR:CZ	2.44	0.51
2:B:661:LEU:HD11	2:B:684:LEU:HD11	1.90	0.51
2:B:776:GLN:HG3	2:B:1095:LEU:HD22	1.91	0.51
8:H:89:LEU:C	8:H:91:ASP:H	2.13	0.51
9:I:28:GLU:HA	9:I:35:VAL:HG22	1.92	0.51
14:N:21:DG:H2'	14:N:22:DT:H71	1.93	0.51
17:R:121:ASP:O	17:R:225:MET:HB2	2.10	0.51
1:A:1132:LYS:HG2	1:A:1135:ARG:HH22	1.75	0.51
4:D:49:ALA:HB1	7:G:3:PHE:CE1	2.45	0.51
4:D:70:PHE:HE2	4:D:133:THR:HA	1.75	0.51
15:O:191:PRO:HG3	18:T:65:DC:C4'	2.38	0.51
1:A:407:ARG:NH1	1:A:413:ILE:HD11	2.25	0.51
2:B:104:GLU:OE2	12:L:54:ARG:CD	2.55	0.51
2:B:281:PRO:HD2	2:B:284:ILE:HD12	1.93	0.51
7:G:21:ARG:HG3	7:G:25:TYR:HE1	1.75	0.51
8:H:107:VAL:HG13	8:H:108:SER:H	1.75	0.51
9:I:71:SER:OG	9:I:83:ASN:OD1	2.25	0.51
14:N:41:DG:O6	18:T:44:DA:N6	2.32	0.51

Continued on next page...

Continued from previous page...

Atom-1	Atom-2	Interatomic distance (Å)	Clash overlap (Å)
14:N:42:DT:H3'	14:N:42:DT:H6	1.75	0.51
15:O:99:PHE:CE1	18:T:58:DT:C1'	2.91	0.51
1:A:1151:GLU:OE2	9:I:42:LEU:HD13	2.10	0.51
2:B:637:LEU:HD12	2:B:693:ILE:HD13	1.91	0.51
2:B:840:ILE:O	2:B:1010:LEU:HD12	2.10	0.51
1:A:567:LYS:HZ2	8:H:91:ASP:HA	1.75	0.51
2:B:445:LYS:HZ3	17:R:268:MET:HA	1.75	0.51
2:B:757:PRO:HG3	2:B:983:ARG:HH21	1.75	0.51
4:D:39:ASN:HA	7:G:6:ASP:OD2	2.10	0.51
6:F:147:SER:O	6:F:150:GLU:HG2	2.11	0.51
1:A:23:SER:OG	1:A:25:GLU:OE1	2.28	0.51
2:B:1076:HIS:O	3:C:31:ASN:ND2	2.44	0.51
3:C:177:GLU:HB2	3:C:231:ASN:HB3	1.92	0.51
8:H:36:CYS:HA	8:H:126:GLU:O	2.11	0.51
19:U:259:LYS:HA	19:U:281:VAL:O	2.10	0.51
1:A:377:PRO:HB3	1:A:433:GLU:HG2	1.93	0.51
1:A:407:ARG:NH2	13:M:26:GLU:OE2	2.44	0.51
1:A:1402:PHE:CD2	1:A:1403:GLU:HG2	2.45	0.51
2:B:247:GLY:HA2	2:B:418:LYS:HZ1	1.73	0.51
13:M:325:ASP:HB3	13:M:326:PRO:HD3	1.92	0.51
1:A:209:ASN:OD1	1:A:213:HIS:NE2	2.44	0.51
3:C:40:GLU:OE1	3:C:254:LYS:HE3	2.10	0.51
16:Q:399:ASN:OD1	16:Q:402:ALA:HA	2.11	0.51
1:A:613:ILE:HG22	1:A:614:PHE:HD1	1.76	0.51
1:A:996:ASN:HB3	1:A:1050:GLU:OE2	2.11	0.51
13:M:306:GLU:O	13:M:309:ILE:HG12	2.11	0.51
2:B:868:MET:CG	13:M:149:CYS:SG	2.99	0.51
7:G:151:ILE:HG13	21:W:134:LEU:CA	2.41	0.51
10:J:6:ARG:HA	10:J:13:VAL:HA	1.92	0.51
11:K:63:VAL:HG12	11:K:71:PHE:HB3	1.93	0.51
13:M:191:GLU:HB3	17:R:268:MET:SD	2.51	0.51
2:B:311:LEU:HA	2:B:314:LEU:HD12	1.93	0.50
3:C:35:ARG:NE	11:K:41:THR:OG1	2.35	0.50
13:M:143:PRO:HG2	13:M:146:VAL:HG23	1.93	0.50
13:M:267:LYS:HZ2	15:O:239:LYS:HD2	1.76	0.50
1:A:1442:ASP:OD2	7:G:60:ARG:HD2	2.12	0.50
2:B:706:GLN:HB2	2:B:709:ASP:HB2	1.93	0.50
10:J:21:TYR:CZ	10:J:25:LEU:HD11	2.45	0.50
13:M:255:SER:OG	13:M:285:ASN:OD1	2.18	0.50
1:A:1138:ILE:HG13	1:A:1139:GLU:N	2.27	0.50
1:A:1402:PHE:CE2	1:A:1403:GLU:HG2	2.46	0.50

Continued on next page...

Continued from previous page...

Atom-1	Atom-2	Interatomic distance (Å)	Clash overlap (Å)
2:B:474:SER:O	2:B:475:SER:HB3	2.11	0.50
1:A:909:ASP:OD2	1:A:911:SER:OG	2.21	0.50
2:B:405:ARG:HH12	2:B:632:ARG:CG	1.99	0.50
2:B:475:SER:O	2:B:476:ARG:CB	2.60	0.50
7:G:101:VAL:HG21	7:G:145:VAL:HG21	1.92	0.50
9:I:103:CYS:SG	9:I:105:SER:OG	2.62	0.50
14:N:23:DA:N6	18:T:64:DA:N6	2.60	0.50
2:B:69:LEU:HD12	2:B:69:LEU:O	2.12	0.50
2:B:87:LYS:HE3	2:B:147:LEU:HD11	1.92	0.50
2:B:187:SER:HA	2:B:190:TYR:HD2	1.76	0.50
4:D:32:GLU:HB3	7:G:42:PHE:HE1	1.77	0.50
1:A:381:THR:OG1	1:A:382:PRO:HD2	2.11	0.50
2:B:486:TYR:HA	2:B:1096:ARG:HH21	1.76	0.50
15:O:99:PHE:CZ	18:T:58:DT:C2	2.87	0.50
16:Q:100:GLU:HG2	17:R:96:ARG:HB2	1.94	0.50
1:A:901:LEU:HB3	1:A:921:GLY:H	1.77	0.50
1:A:1116:LEU:HD12	1:A:1311:VAL:HG22	1.93	0.50
1:A:1155:ASP:OD2	1:A:1161:THR:HA	2.12	0.50
2:B:368:GLU:OE2	16:Q:344:PHE:CD1	2.65	0.50
2:B:496:ARG:NH2	2:B:540:SER:O	2.45	0.50
3:C:52:GLU:HG2	3:C:53:THR:HG23	1.94	0.50
13:M:134:THR:HG23	13:M:147:LYS:NZ	2.26	0.50
1:A:733:ALA:O	1:A:737:LEU:HG	2.11	0.50
2:B:861:ASP:OD1	2:B:862:GLN:N	2.38	0.50
4:D:56:ARG:HB2	4:D:148:LEU:HB3	1.93	0.50
5:E:202:SER:HB3	5:E:206:GLY:H	1.77	0.50
13:M:30:TYR:CD1	13:M:31:PRO:HD2	2.47	0.50
1:A:350:ARG:NE	1:A:486:GLU:OE1	2.44	0.50
1:A:1004:ASN:ND2	5:E:167:ARG:HD2	2.27	0.50
7:G:83:LYS:HE3	7:G:150:CYS:HB2	1.94	0.50
9:I:88:SER:O	9:I:91:ARG:NH1	2.45	0.50
1:A:597:LEU:HD13	8:H:103:LYS:HD3	1.93	0.49
5:E:16:PHE:CZ	5:E:20:LYS:HE3	2.46	0.49
14:N:29:DT:H5'	14:N:30:DA:OP1	2.12	0.49
1:A:137:ALA:O	1:A:140:THR:OG1	2.19	0.49
2:B:22:SER:O	2:B:654:ARG:NH1	2.44	0.49
2:B:570:VAL:HG23	2:B:573:GLN:HB3	1.94	0.49
9:I:59:VAL:HG12	9:I:61:ASP:H	1.76	0.49
21:W:43:LEU:O	21:W:47:LEU:N	2.44	0.49
2:B:55:VAL:O	17:R:252:ILE:HD12	2.12	0.49
2:B:548:GLY:HA3	2:B:630:ALA:HB2	1.94	0.49

Continued on next page...

Continued from previous page...

Atom-1	Atom-2	Interatomic distance (Å)	Clash overlap (Å)
7:G:115:MET:HB3	7:G:119:LEU:HD23	1.94	0.49
8:H:35:GLN:HB3	8:H:111:LEU:HD21	1.94	0.49
2:B:601:ARG:HD3	2:B:605:ARG:NH2	2.28	0.49
2:B:778:MET:HA	2:B:1096:ARG:HH12	1.76	0.49
18:T:43:DA:H2''	18:T:44:DA:OP2	2.13	0.49
20:V:25:THR:O	20:V:29:ASP:HB3	2.13	0.49
1:A:821:ARG:HD2	2:B:514:LEU:N	2.27	0.49
2:B:106:ASP:OD1	2:B:108:VAL:HG12	2.12	0.49
3:C:125:MET:HB2	3:C:127:ARG:NH1	2.26	0.49
5:E:48:ASP:OD1	5:E:51:GLY:N	2.45	0.49
7:G:114:LEU:HD23	7:G:162:SER:HB3	1.94	0.49
8:H:101:ALA:HB2	8:H:116:TYR:CE1	2.47	0.49
1:A:51:GLY:H	1:A:55:ASP:HB3	1.78	0.49
1:A:64:ASN:HA	13:M:20:ILE:HB	1.95	0.49
2:B:1164:GLY:HA3	2:B:1190:ASP:OD2	2.13	0.49
3:C:39:ALA:HA	3:C:164:ALA:HB3	1.95	0.49
14:N:28:DA:C2	15:O:99:PHE:CZ	2.89	0.49
15:O:169:PRO:HB2	15:O:239:LYS:HB2	1.93	0.49
18:T:57:DA:C2'	18:T:58:DT:O5'	2.60	0.49
1:A:445:ASN:OD1	1:A:446:ARG:N	2.46	0.49
1:A:549:MET:HE1	1:A:656:TRP:CD1	2.47	0.49
2:B:217:ARG:NH1	2:B:407:ASP:OD1	2.45	0.49
3:C:25:VAL:HG12	3:C:26:ASP:O	2.13	0.49
4:D:33:PHE:HZ	7:G:42:PHE:HA	1.77	0.49
5:E:191:LYS:N	5:E:194:GLU:OE1	2.39	0.49
8:H:89:LEU:O	8:H:91:ASP:N	2.46	0.49
11:K:45:LEU:HG	11:K:94:ILE:HD13	1.94	0.49
13:M:277:ILE:HA	13:M:280:VAL:HG22	1.94	0.49
16:Q:139:LEU:HD12	16:Q:351:VAL:O	2.13	0.49
1:A:8:SER:OG	2:B:1178:ASN:ND2	2.45	0.49
1:A:663:SER:OG	1:A:664:THR:N	2.44	0.49
1:A:848:ILE:HG12	1:A:858:ASN:HB3	1.94	0.49
2:B:619:ILE:O	9:I:59:VAL:HG21	2.12	0.49
7:G:138:THR:O	7:G:141:SER:OG	2.23	0.49
13:M:157:CYS:HB3	13:M:210:MET:SD	2.52	0.49
16:Q:100:GLU:OE2	17:R:96:ARG:NH2	2.45	0.49
19:U:241:GLU:O	19:U:241:GLU:HG2	2.12	0.49
2:B:53:GLN:HG3	2:B:57:TYR:HD2	1.77	0.49
2:B:604:ARG:NH2	2:B:615:MET:HG2	2.28	0.49
2:B:807:ARG:HG2	2:B:1043:ASP:OD1	2.13	0.49
3:C:169:LYS:NZ	12:L:69:ALA:HB3	2.28	0.49

Continued on next page...

Continued from previous page...

Atom-1	Atom-2	Interatomic distance (Å)	Clash overlap (Å)
13:M:154:TYR:HE1	13:M:171:ILE:HD13	1.78	0.49
1:A:1444:MET:SD	6:F:135:ARG:NE	2.82	0.49
2:B:67:SER:HB2	2:B:92:PHE:HB2	1.94	0.49
2:B:856:PHE:CE1	2:B:969:ARG:HB3	2.48	0.49
4:D:52:LEU:HA	4:D:55:ALA:HB3	1.94	0.49
5:E:161:LYS:NZ	5:E:193:GLY:O	2.41	0.49
13:M:22:LEU:O	13:M:32:PRO:HB3	2.13	0.49
13:M:199:LYS:O	13:M:200:THR:HB	2.13	0.49
18:T:65:DC:H2''	18:T:66:DA:C5'	2.43	0.49
1:A:666:ILE:HD11	2:B:1030:LEU:HD22	1.94	0.48
2:B:210:LYS:NZ	2:B:462:ALA:HA	2.28	0.48
3:C:60:ASP:HB3	12:L:67:PHE:CE2	2.47	0.48
5:E:23:VAL:HG12	5:E:28:TYR:HB2	1.95	0.48
16:Q:133:PHE:HZ	16:Q:353:GLU:HA	1.77	0.48
18:T:42:DG:C1'	18:T:43:DA:C5'	2.85	0.48
1:A:1074:GLU:HB3	1:A:1075:PRO:HD3	1.95	0.48
7:G:83:LYS:HG2	7:G:149:GLY:HA2	1.94	0.48
13:M:238:TYR:HB3	13:M:242:PHE:CE2	2.40	0.48
14:N:24:DT:H3'	14:N:24:DT:H6	1.79	0.48
1:A:1438:THR:HG23	6:F:92:ARG:HB2	1.96	0.48
2:B:569:TYR:CE2	2:B:571:PRO:HG3	2.48	0.48
3:C:59:ALA:O	3:C:62:PHE:HB3	2.13	0.48
7:G:143:ILE:HG13	7:G:170:ALA:HA	1.94	0.48
8:H:93:TYR:CD1	8:H:143:LEU:HD23	2.48	0.48
16:Q:119:LEU:HD21	17:R:135:PHE:CE1	2.48	0.48
16:Q:121:PHE:HD1	16:Q:395:PHE:HB2	1.78	0.48
1:A:1373:ASP:O	1:A:1377:THR:HG23	2.14	0.48
4:D:194:LEU:HB3	7:G:86:VAL:HG21	1.96	0.48
7:G:97:HIS:O	7:G:112:LYS:N	2.43	0.48
15:O:98:ARG:CZ	18:T:59:DT:OP1	2.61	0.48
16:Q:405:THR:CB	16:Q:409:ALA:HB2	2.44	0.48
1:A:113:LEU:HD11	1:A:218:ASP:HA	1.96	0.48
1:A:1130:GLN:O	1:A:1134:ILE:HD12	2.12	0.48
2:B:801:LYS:HG2	10:J:52:THR:O	2.13	0.48
2:B:856:PHE:CD1	2:B:969:ARG:HB3	2.48	0.48
2:B:1004:GLU:O	3:C:177:GLU:HG2	2.14	0.48
3:C:80:LEU:HD12	3:C:94:LYS:O	2.13	0.48
13:M:140:ALA:HB2	13:M:195:LEU:HD11	1.95	0.48
13:M:147:LYS:HE2	13:M:151:LYS:HE3	1.95	0.48
16:Q:376:LEU:O	17:R:69:TRP:N	2.39	0.48
18:T:62:DA:C2'	18:T:63:DT:C5'	2.85	0.48

Continued on next page...

Continued from previous page...

Atom-1	Atom-2	Interatomic distance (Å)	Clash overlap (Å)
22:X:261:LYS:O	22:X:265:ASN:N	2.47	0.48
1:A:326:ARG:NE	1:A:1406:VAL:HG21	2.27	0.48
2:B:249:ARG:HH12	2:B:418:LYS:HB2	1.78	0.48
4:D:188:ALA:HB2	4:D:208:GLU:HG3	1.95	0.48
8:H:22:LYS:O	8:H:43:ASN:HA	2.13	0.48
13:M:155:LYS:O	13:M:158:HIS:HB2	2.13	0.48
13:M:272:LYS:O	13:M:273:SER:OG	2.24	0.48
16:Q:121:PHE:CD1	16:Q:395:PHE:HB2	2.49	0.48
16:Q:344:PHE:O	16:Q:347:PHE:HD2	1.97	0.48
1:A:337:ARG:HH12	1:A:839:ARG:NE	2.11	0.48
1:A:380:VAL:HG22	1:A:388:LEU:HD13	1.96	0.48
1:A:471:ASN:O	1:A:474:VAL:HG12	2.13	0.48
1:A:1153:TYR:HB2	1:A:1192:LEU:HD23	1.96	0.48
2:B:983:ARG:NH2	2:B:1028:GLU:OE2	2.46	0.48
4:D:49:ALA:HA	7:G:3:PHE:HD1	1.72	0.48
5:E:79:TRP:HE1	5:E:81:GLU:HG3	1.79	0.48
5:E:106:GLN:O	5:E:130:ALA:HA	2.14	0.48
19:U:2:SER:N	19:U:274:TYR:OH	2.36	0.48
1:A:630:ILE:HG12	1:A:646:PHE:HE1	1.78	0.48
2:B:167:ILE:O	2:B:450:ALA:HA	2.14	0.48
18:T:63:DT:H3'	18:T:63:DT:H6	1.79	0.48
2:B:642:ASP:HB3	2:B:649:LYS:NZ	2.29	0.48
2:B:834:ASN:HB3	2:B:840:ILE:HG13	1.95	0.48
2:B:865:LYS:HZ1	13:M:145:ILE:CD1	2.26	0.48
1:A:545:GLN:HG2	1:A:549:MET:HE3	1.96	0.48
1:A:704:ALA:HB2	1:A:710:LEU:HA	1.95	0.48
1:A:1072:ILE:O	1:A:1075:PRO:HD2	2.14	0.48
2:B:799:PRO:HB2	2:B:818:PRO:HG2	1.96	0.48
2:B:995:ARG:NH1	11:K:9:LEU:HD13	2.29	0.48
2:B:1089:PRO:HD3	10:J:44:TYR:HE2	1.78	0.48
3:C:214:ASN:ND2	3:C:217:ASP:OD2	2.46	0.48
4:D:64:VAL:HG12	4:D:68:ARG:NH1	2.29	0.48
8:H:13:SER:N	8:H:27:GLU:O	2.46	0.48
14:N:43:DT:H2''	14:N:44:DC:OP2	2.12	0.48
1:A:11:LEU:HD12	2:B:1193:GLN:O	2.14	0.47
1:A:412:ARG:O	13:M:51:VAL:HG12	2.14	0.47
2:B:70:ILE:HG21	16:Q:335:LEU:HD21	1.96	0.47
2:B:300:HIS:CE1	2:B:376:PHE:HE1	2.31	0.47
2:B:336:ARG:HD2	2:B:348:ARG:NH1	2.29	0.47
13:M:267:LYS:HG3	13:M:268:GLU:N	2.27	0.47
13:M:267:LYS:HD3	15:O:239:LYS:HE3	1.95	0.47

Continued on next page...

Continued from previous page...

Atom-1	Atom-2	Interatomic distance (Å)	Clash overlap (Å)
14:N:42:DT:H2'	14:N:43:DT:C2	2.48	0.47
17:R:105:THR:CA	17:R:120:TYR:O	2.60	0.47
17:R:133:TYR:CE1	17:R:217:THR:HG22	2.49	0.47
1:A:283:GLY:O	1:A:285:PRO:HD3	2.13	0.47
1:A:597:LEU:O	8:H:102:TYR:OH	2.32	0.47
2:B:984:HIS:CD2	2:B:1025:HIS:HA	2.49	0.47
3:C:180:TYR:HB3	3:C:228:PHE:HD1	1.80	0.47
6:F:99:LEU:O	6:F:102:SER:OG	2.19	0.47
18:T:60:DA:C8	18:T:61:DT:C4	3.03	0.47
1:A:737:LEU:HD22	1:A:741:ASN:HD22	1.78	0.47
2:B:914:LYS:CB	2:B:937:ALA:O	2.53	0.47
13:M:16:PRO:HB3	21:W:127:CYS:HA	1.95	0.47
13:M:137:CYS:SG	13:M:147:LYS:HB2	2.54	0.47
14:N:41:DG:C2'	14:N:42:DT:H72	2.24	0.47
16:Q:102:PRO:HB3	17:R:94:LYS:HG2	1.95	0.47
17:R:105:THR:OG1	17:R:120:TYR:O	2.18	0.47
1:A:61:ILE:HG22	1:A:62:ASP:N	2.27	0.47
13:M:171:ILE:HD12	13:M:172:MET:HG3	1.96	0.47
1:A:670:ILE:HG12	1:A:805:LEU:HD21	1.96	0.47
2:B:213:ILE:HG21	2:B:499:ASN:HB2	1.95	0.47
2:B:869:SER:HB3	13:M:152:GLU:OE2	2.14	0.47
2:B:923:GLU:HB3	2:B:925:LEU:HG	1.96	0.47
15:O:170:ILE:HD13	15:O:234:LEU:HD22	1.96	0.47
15:O:171:ARG:HD3	15:O:238:ARG:O	2.14	0.47
19:U:277:GLN:HG2	20:V:56:THR:OG1	2.14	0.47
1:A:224:PHE:CE2	1:A:231:PRO:HG3	2.50	0.47
1:A:567:LYS:NZ	8:H:91:ASP:HA	2.30	0.47
1:A:804:TYR:HH	1:A:816:HIS:CE1	2.32	0.47
3:C:38:ILE:HG13	3:C:176:ILE:HD12	1.96	0.47
5:E:64:PRO:HB2	5:E:69:ILE:HD11	1.95	0.47
1:A:225:ASN:H	1:A:229:SER:HG	1.56	0.47
1:A:792:TYR:HE2	9:I:87:GLN:HE22	1.63	0.47
1:A:804:TYR:HH	1:A:816:HIS:HE2	1.59	0.47
1:A:1032:LEU:O	1:A:1036:ARG:HD2	2.15	0.47
1:A:1142:THR:O	1:A:1145:SER:OG	2.19	0.47
1:A:1161:THR:HG22	1:A:1163:ILE:H	1.80	0.47
2:B:713:ALA:HA	2:B:733:HIS:CD2	2.50	0.47
2:B:898:LEU:HD21	2:B:964:VAL:HG11	1.97	0.47
3:C:98:VAL:HB	3:C:122:SER:HB3	1.95	0.47
3:C:148:ARG:HH21	10:J:64:ASN:HA	1.79	0.47
7:G:14:HIS:HB3	7:G:17:PHE:CE2	2.50	0.47

Continued on next page...

Continued from previous page...

Atom-1	Atom-2	Interatomic distance (Å)	Clash overlap (Å)
14:N:28:DA:H1'	15:O:116:PHE:CE1	2.49	0.47
14:N:28:DA:H1'	15:O:116:PHE:CE2	2.50	0.47
17:R:133:TYR:CD1	17:R:217:THR:HA	2.50	0.47
1:A:975:HIS:O	1:A:976:THR:OG1	2.24	0.47
2:B:642:ASP:HB3	2:B:649:LYS:HZ2	1.80	0.47
2:B:879:ARG:HG2	2:B:885:MET:SD	2.55	0.47
8:H:101:ALA:HA	8:H:115:TYR:O	2.15	0.47
16:Q:99:ASN:O	17:R:96:ARG:HA	2.15	0.47
1:A:446:ARG:HB2	1:A:487:MET:HG2	1.96	0.47
1:A:879:GLU:OE1	1:A:959:ASN:HB2	2.15	0.47
2:B:20:ASP:OD1	2:B:21:GLU:N	2.42	0.47
12:L:46:VAL:HG13	12:L:56:LEU:HD12	1.97	0.47
2:B:617:ARG:NH1	2:B:619:ILE:HG12	2.30	0.47
2:B:770:GLN:HG2	2:B:983:ARG:O	2.15	0.47
11:K:20:LYS:O	11:K:33:ILE:HA	2.15	0.47
13:M:246:LEU:HD22	13:M:293:ILE:HD13	1.96	0.47
16:Q:116:THR:O	16:Q:390:ASP:HB3	2.15	0.47
1:A:302:THR:HA	1:A:305:ASP:O	2.15	0.46
1:A:1208:THR:HB	1:A:1211:GLN:HG2	1.96	0.46
2:B:820:GLY:N	2:B:1091:TYR:OH	2.48	0.46
2:B:944:THR:HG21	2:B:1122:ARG:HH22	1.80	0.46
3:C:66:ARG:NH1	10:J:2:ILE:O	2.48	0.46
4:D:52:LEU:HD12	4:D:52:LEU:O	2.15	0.46
7:G:93:SER:OG	7:G:100:GLU:OE1	2.33	0.46
13:M:241:ARG:O	13:M:245:HIS:ND1	2.45	0.46
16:Q:117:HIS:HB2	17:R:135:PHE:CE1	2.50	0.46
16:Q:361:TRP:HA	16:Q:396:THR:O	2.15	0.46
17:R:108:LEU:HD11	17:R:120:TYR:HE2	1.80	0.46
1:A:1208:THR:HG22	1:A:1210:GLY:H	1.81	0.46
16:Q:117:HIS:NE2	16:Q:390:ASP:OD2	2.49	0.46
18:T:63:DT:C2'	18:T:64:DA:H5'	2.46	0.46
1:A:444:PHE:HE2	1:A:487:MET:SD	2.37	0.46
1:A:465:TYR:CG	2:B:976:ILE:HD12	2.50	0.46
2:B:134:LYS:HD3	17:R:277:PHE:HB2	1.97	0.46
2:B:460:ALA:O	2:B:464:GLY:N	2.38	0.46
2:B:899:ILE:CD1	2:B:911:ILE:HA	2.46	0.46
16:Q:140:HIS:O	16:Q:351:VAL:HG12	2.15	0.46
16:Q:375:LEU:HB2	16:Q:387:ILE:O	2.15	0.46
17:R:78:ALA:O	17:R:82:ARG:HG2	2.14	0.46
19:U:30:ILE:HD11	20:V:32:ILE:HG13	1.98	0.46
1:A:116:ASP:OD1	1:A:117:GLU:N	2.42	0.46

Continued on next page...

Continued from previous page...

Atom-1	Atom-2	Interatomic distance (Å)	Clash overlap (Å)
1:A:346:ASP:OD1	2:B:1106:ARG:NE	2.48	0.46
1:A:483:ASP:HA	2:B:989:THR:HG23	1.97	0.46
1:A:668:ASP:OD2	1:A:742:ASN:HB2	2.15	0.46
1:A:1120:LEU:HD21	1:A:1131:ALA:HA	1.98	0.46
8:H:56:THR:HB	8:H:145:ARG:HG2	1.97	0.46
1:A:549:MET:HE1	1:A:656:TRP:HD1	1.81	0.46
17:R:63:ARG:HD2	17:R:66:ARG:NH1	2.31	0.46
2:B:604:ARG:NH2	2:B:615:MET:H	2.13	0.46
2:B:1042:GLY:HA2	16:Q:22:ILE:CA	2.36	0.46
7:G:22:MET:HA	7:G:25:TYR:HD1	1.80	0.46
13:M:273:SER:CB	15:O:188:GLU:HA	2.46	0.46
18:T:44:DA:N3	18:T:45:DC:N3	2.64	0.46
1:A:216:VAL:HA	1:A:219:PHE:CE2	2.51	0.46
2:B:862:GLN:HA	2:B:963:PHE:HB2	1.98	0.46
20:V:32:ILE:HD12	20:V:32:ILE:N	2.30	0.46
1:A:868:TYR:HD2	1:A:1058:VAL:HG21	1.80	0.46
2:B:839:MET:O	2:B:991:GLY:N	2.41	0.46
4:D:33:PHE:CZ	7:G:42:PHE:HA	2.50	0.46
13:M:267:LYS:HD3	15:O:239:LYS:CE	2.45	0.46
15:O:94:TYR:CZ	15:O:96:PRO:HG3	2.51	0.46
17:R:104:ILE:HD11	17:R:122:LEU:HD22	1.98	0.46
1:A:1170:ILE:HG23	1:A:1174:PHE:CE2	2.51	0.46
2:B:199:MET:CE	2:B:491:THR:HG21	2.21	0.46
2:B:952:VAL:HG22	2:B:966:VAL:HG22	1.96	0.46
3:C:241:ASP:OD1	3:C:242:GLN:N	2.48	0.46
7:G:101:VAL:O	7:G:108:VAL:N	2.43	0.46
13:M:267:LYS:NZ	15:O:208:VAL:CG1	2.78	0.46
1:A:1409:LEU:HD13	2:B:1207:LEU:HD21	1.98	0.46
2:B:71:LEU:HB3	2:B:88:TYR:HB2	1.97	0.46
2:B:300:HIS:CE1	2:B:376:PHE:CE1	3.04	0.46
3:C:21:ILE:HG12	3:C:229:TYR:HD1	1.79	0.46
4:D:208:GLU:HA	4:D:211:LEU:HB2	1.98	0.46
13:M:137:CYS:SG	13:M:142:LEU:HB2	2.56	0.46
2:B:286:PHE:CD2	2:B:297:ILE:HG23	2.51	0.45
2:B:923:GLU:HB2	2:B:928:ARG:CD	2.46	0.45
3:C:76:ASP:OD2	3:C:127:ARG:HB2	2.16	0.45
3:C:133:ILE:HD12	3:C:237:SER:HA	1.97	0.45
17:R:68:VAL:O	17:R:69:TRP:HD1	1.99	0.45
19:U:244:MET:HB2	19:U:267:VAL:HG13	1.99	0.45
1:A:672:ASP:OD1	1:A:673:GLY:N	2.49	0.45
1:A:1132:LYS:HG2	1:A:1135:ARG:HH12	1.80	0.45

Continued on next page...

Continued from previous page...

Atom-1	Atom-2	Interatomic distance (Å)	Clash overlap (Å)
1:A:1390:ASN:HD21	1:A:1408:ILE:HD11	1.81	0.45
2:B:289:LEU:HD13	2:B:375:ALA:HA	1.96	0.45
2:B:1163:CYS:HB3	2:B:1166:CYS:O	2.15	0.45
9:I:70:ARG:HD3	9:I:84:VAL:HG22	1.97	0.45
13:M:198:VAL:HG11	13:M:203:PHE:HD1	1.82	0.45
13:M:269:ILE:C	13:M:271:GLY:H	2.17	0.45
16:Q:117:HIS:HD2	16:Q:391:LYS:HB2	1.80	0.45
2:B:336:ARG:HD2	2:B:348:ARG:HH11	1.81	0.45
2:B:432:MET:O	2:B:436:VAL:HG12	2.17	0.45
7:G:149:GLY:O	7:G:159:ALA:HB1	2.17	0.45
13:M:295:ALA:O	13:M:298:VAL:HG12	2.16	0.45
1:A:526:ASP:OD1	2:B:1015:HIS:ND1	2.49	0.45
1:A:660:ASN:OD1	2:B:1082:MET:HB3	2.16	0.45
1:A:871:ASP:CG	1:A:1366:ARG:HH21	2.18	0.45
6:F:82:THR:HG22	6:F:84:TYR:H	1.80	0.45
14:N:17:DC:H2'	14:N:18:DT:H71	1.98	0.45
17:R:263:MET:O	17:R:266:THR:OG1	2.19	0.45
20:V:34:ALA:O	20:V:35:SER:HB2	2.16	0.45
1:A:212:LYS:HA	1:A:232:GLU:OE2	2.16	0.45
1:A:715:GLU:OE1	1:A:774:ARG:HD3	2.16	0.45
2:B:104:GLU:CD	12:L:54:ARG:NE	2.43	0.45
2:B:280:ILE:HD13	2:B:334:ILE:HG13	1.97	0.45
2:B:776:GLN:O	2:B:1096:ARG:HG2	2.16	0.45
4:D:50:LEU:HB2	7:G:2:PHE:O	2.16	0.45
7:G:98:GLY:HA3	7:G:110:VAL:O	2.16	0.45
8:H:24:CYS:SG	8:H:44:VAL:HG21	2.57	0.45
22:X:168:ARG:O	22:X:181:LEU:N	2.48	0.45
1:A:72:GLU:HB3	1:A:76:GLU:HB3	1.98	0.45
1:A:353:ILE:HG21	1:A:487:MET:SD	2.56	0.45
1:A:1277:GLU:O	1:A:1279:ILE:HD12	2.17	0.45
2:B:69:LEU:HD23	2:B:425:THR:HG23	1.99	0.45
2:B:463:THR:C	2:B:465:ASN:OD1	2.55	0.45
2:B:569:TYR:CE1	2:B:589:VAL:HG11	2.51	0.45
2:B:601:ARG:HD3	2:B:605:ARG:CZ	2.47	0.45
2:B:1001:PHE:HE1	3:C:178:PHE:HB3	1.81	0.45
4:D:130:LEU:HD13	4:D:142:LYS:HG2	1.99	0.45
12:L:58:LYS:O	12:L:58:LYS:HG3	2.17	0.45
18:T:65:DC:C2'	18:T:66:DA:H5'	2.45	0.45
20:V:11:ARG:NH1	20:V:41:LEU:HD13	2.31	0.45
2:B:583:ASN:HD21	2:B:628:THR:HG22	1.81	0.45
8:H:5:LEU:HD11	8:H:61:SER:HB3	1.97	0.45

Continued on next page...

Continued from previous page...

Atom-1	Atom-2	Interatomic distance (Å)	Clash overlap (Å)
1:A:526:ASP:HB2	2:B:835:GLN:OE1	2.16	0.45
1:A:786:HIS:NE2	2:B:705:MET:SD	2.90	0.45
1:A:998:LEU:HD23	1:A:1001:ARG:HG2	1.98	0.45
1:A:1295:THR:HG23	1:A:1297:GLU:OE1	2.17	0.45
2:B:580:VAL:O	2:B:586:TRP:HD1	2.00	0.45
6:F:105:ALA:HA	7:G:16:SER:HA	1.98	0.45
13:M:134:THR:HA	13:M:147:LYS:HE3	1.99	0.45
18:T:56:DT:H2''	18:T:57:DA:C8	2.52	0.45
11:K:7:PHE:HB2	11:K:11:LEU:HD13	1.98	0.45
14:N:28:DA:H8	14:N:29:DT:H73	1.80	0.45
2:B:244:LEU:HD13	2:B:250:PHE:CE2	2.52	0.45
2:B:500:THR:OG1	2:B:537:LYS:NZ	2.48	0.45
3:C:6:PRO:O	11:K:104:ASN:ND2	2.49	0.45
3:C:182:PRO:HB2	3:C:207:CYS:SG	2.56	0.45
4:D:56:ARG:HD3	4:D:149:THR:HA	1.99	0.45
8:H:25:ARG:NH2	8:H:41:ASP:OD2	2.50	0.45
17:R:257:GLU:OE1	17:R:257:GLU:N	2.48	0.45
1:A:372:LYS:HA	1:A:435:HIS:HD2	1.80	0.44
1:A:736:ASN:C	1:A:736:ASN:HD22	2.19	0.44
5:E:26:ARG:NH1	5:E:189:GLY:HA3	2.29	0.44
11:K:59:ALA:HA	11:K:74:ARG:O	2.17	0.44
13:M:199:LYS:O	13:M:199:LYS:HG3	2.17	0.44
14:N:25:DA:C8	14:N:25:DA:O5'	2.71	0.44
1:A:1015:VAL:HG12	1:A:1019:CYS:SG	2.58	0.44
2:B:445:LYS:NZ	17:R:268:MET:HA	2.31	0.44
2:B:842:ASN:HB3	2:B:845:SER:HB2	1.99	0.44
14:N:24:DT:H2''	14:N:25:DA:C8	2.52	0.44
14:N:27:DA:H2''	14:N:28:DA:C8	2.52	0.44
15:O:114:LEU:CD1	18:T:59:DT:O2	2.49	0.44
16:Q:103:LEU:O	17:R:92:LEU:HB2	2.16	0.44
18:T:68:DA:H2''	18:T:69:DG:C8	2.52	0.44
20:V:34:ALA:C	20:V:36:LEU:H	2.21	0.44
3:C:67:LEU:HD13	3:C:157:CYS:SG	2.56	0.44
4:D:53:SER:HB2	4:D:154:PHE:HB2	1.97	0.44
4:D:140:ASP:O	4:D:144:THR:N	2.46	0.44
8:H:4:THR:HA	8:H:60:ALA:HA	1.99	0.44
14:N:15:DC:H1''	14:N:16:DG:H5''	1.99	0.44
14:N:29:DT:H2''	14:N:30:DA:N9	2.31	0.44
18:T:60:DA:C5	18:T:61:DT:O4	2.70	0.44
1:A:1352:VAL:O	1:A:1355:VAL:HG12	2.16	0.44
1:A:1444:MET:HB2	6:F:133:VAL:HG13	2.00	0.44

Continued on next page...

Continued from previous page...

Atom-1	Atom-2	Interatomic distance (Å)	Clash overlap (Å)
2:B:642:ASP:N	2:B:649:LYS:HZ2	2.14	0.44
2:B:1119:VAL:HG23	2:B:1126:GLY:HA2	1.99	0.44
7:G:15:PRO:HA	7:G:18:PHE:CZ	2.52	0.44
9:I:7:CYS:SG	9:I:8:ARG:N	2.90	0.44
13:M:177:LEU:HD11	13:M:189:PHE:CE1	2.53	0.44
13:M:269:ILE:HG22	13:M:272:LYS:CG	2.34	0.44
15:O:239:LYS:O	15:O:240:MET:HG3	2.16	0.44
1:A:849:MET:HB3	1:A:1063:MET:SD	2.58	0.44
2:B:68:THR:CB	16:Q:335:LEU:HD13	2.46	0.44
3:C:148:ARG:NH2	10:J:64:ASN:OD1	2.50	0.44
13:M:167:SER:O	13:M:168:MET:HB2	2.18	0.44
16:Q:128:ASN:HB2	17:R:131:ASN:OD1	2.18	0.44
16:Q:374:VAL:HB	17:R:71:VAL:HB	1.98	0.44
17:R:133:TYR:HD1	17:R:217:THR:HA	1.82	0.44
1:A:358:ASN:OD1	2:B:833:TYR:OH	2.24	0.44
2:B:446:LEU:HD23	2:B:446:LEU:HA	1.83	0.44
2:B:1175:LEU:HD12	2:B:1175:LEU:O	2.16	0.44
4:D:65:GLU:HA	4:D:68:ARG:HH11	1.82	0.44
4:D:177:VAL:HA	4:D:180:LEU:HD12	2.00	0.44
4:D:194:LEU:HD22	7:G:86:VAL:HG11	1.99	0.44
8:H:42:ILE:HG23	8:H:95:TYR:CZ	2.52	0.44
11:K:18:LYS:NZ	11:K:38:GLU:OE2	2.47	0.44
1:A:1207:LEU:HA	1:A:1211:GLN:NE2	2.33	0.44
1:A:1235:LYS:HG2	1:A:1237:ILE:HD11	1.99	0.44
3:C:4:GLU:O	3:C:24:ASN:ND2	2.51	0.44
7:G:7:LEU:HB2	7:G:74:TYR:CZ	2.53	0.44
7:G:79:PHE:CE2	7:G:81:PRO:HD3	2.53	0.44
14:N:43:DT:OP2	14:N:43:DT:C6	2.71	0.44
15:O:191:PRO:HB2	18:T:65:DC:H5''	1.94	0.44
8:H:10:PHE:CD1	8:H:30:SER:HA	2.53	0.44
10:J:30:LEU:HD13	10:J:38:ARG:NH1	2.32	0.44
13:M:285:ASN:O	13:M:288:LEU:HB3	2.18	0.44
17:R:69:TRP:CD1	17:R:219:CYS:HB3	2.53	0.44
1:A:1192:LEU:HD11	1:A:1239:ARG:HB3	2.00	0.44
2:B:195:CYS:SG	2:B:197:PHE:HD2	2.41	0.44
2:B:274:PRO:O	2:B:276:ILE:HD12	2.18	0.44
2:B:331:LEU:HA	2:B:334:ILE:HG22	1.98	0.44
2:B:785:TYR:HA	2:B:788:ARG:HG2	1.99	0.44
2:B:799:PRO:CB	2:B:818:PRO:HG2	2.48	0.44
7:G:160:ILE:HG22	7:G:161:GLY:N	2.33	0.44
16:Q:373:TYR:CD1	17:R:70:LEU:HD11	2.51	0.44

Continued on next page...

Continued from previous page...

Atom-1	Atom-2	Interatomic distance (Å)	Clash overlap (Å)
1:A:842:VAL:HG11	2:B:1136:ASP:OD2	2.18	0.43
1:A:1217:LYS:HE2	1:A:1228:TRP:HZ3	1.82	0.43
6:F:136:ARG:O	6:F:143:PHE:HA	2.18	0.43
11:K:46:ILE:O	11:K:49:GLU:N	2.51	0.43
18:T:44:DA:C8	18:T:45:DC:N4	2.86	0.43
2:B:996:ARG:HH22	3:C:175:ALA:HA	1.82	0.43
4:D:24:ALA:CA	7:G:83:LYS:HB2	2.45	0.43
6:F:133:VAL:HG11	7:G:58:ARG:NH2	2.33	0.43
19:U:21:VAL:HG12	19:U:25:PHE:CD1	2.54	0.43
1:A:252:PHE:C	1:A:254:GLU:H	2.20	0.43
1:A:857:ARG:HB2	1:A:862:ASN:O	2.17	0.43
1:A:915:SER:O	1:A:919:ILE:HG12	2.18	0.43
2:B:282:ILE:HD12	2:B:382:ILE:HD13	1.99	0.43
2:B:850:LEU:HG	2:B:851:PHE:CD2	2.54	0.43
2:B:918:ILE:HG12	2:B:933:SER:O	2.18	0.43
13:M:132:LYS:O	13:M:136:LEU:HG	2.18	0.43
1:A:197:PRO:HG3	18:T:35:DG:OP2	2.18	0.43
1:A:710:LEU:HD23	9:I:96:SER:HA	2.00	0.43
1:A:770:VAL:HA	1:A:822:GLU:OE1	2.19	0.43
2:B:322:PHE:HA	2:B:325:GLN:OE1	2.18	0.43
2:B:365:THR:HG21	2:B:370:PHE:CB	2.48	0.43
2:B:457:LEU:HD23	2:B:457:LEU:HA	1.81	0.43
2:B:512:ARG:NH1	2:B:533:CYS:O	2.50	0.43
2:B:950:ASP:N	2:B:967:ARG:O	2.46	0.43
7:G:127:PRO:HG3	7:G:139:ILE:HD12	2.01	0.43
13:M:293:ILE:O	13:M:294:THR:OG1	2.28	0.43
1:A:1208:THR:O	1:A:1211:GLN:HG2	2.18	0.43
2:B:248:SER:HB3	2:B:250:PHE:CE2	2.54	0.43
2:B:273:LEU:HB2	2:B:276:ILE:HD13	2.00	0.43
2:B:839:MET:SD	2:B:1010:LEU:HD11	2.58	0.43
2:B:1022:THR:HG23	2:B:1022:THR:O	2.18	0.43
12:L:38:LEU:HD21	12:L:48:CYS:HA	2.00	0.43
12:L:61:THR:CG2	12:L:63:ARG:HG2	2.49	0.43
13:M:39:SER:OG	13:M:40:GLU:OE1	2.37	0.43
13:M:158:HIS:CG	13:M:159:ASP:N	2.87	0.43
19:U:9:VAL:HG13	20:V:51:THR:HG22	1.99	0.43
1:A:500:GLU:OE2	1:A:1438:THR:HG21	2.18	0.43
2:B:310:MET:O	2:B:314:LEU:HG	2.19	0.43
2:B:850:LEU:HG	2:B:851:PHE:HD2	1.83	0.43
3:C:41:ILE:HB	3:C:172:PRO:HG3	2.00	0.43
5:E:43:LYS:HG3	5:E:47:CYS:SG	2.58	0.43

Continued on next page...

Continued from previous page...

Atom-1	Atom-2	Interatomic distance (Å)	Clash overlap (Å)
8:H:122:LEU:HA	8:H:122:LEU:HD23	1.77	0.43
10:J:43:ARG:O	10:J:47:ARG:HG3	2.18	0.43
1:A:412:ARG:HB3	13:M:51:VAL:HG11	2.01	0.43
1:A:737:LEU:HD11	1:A:758:ILE:HG21	2.00	0.43
2:B:199:MET:CE	2:B:492:LEU:HD23	2.48	0.43
2:B:635:ARG:NH1	2:B:637:LEU:HD21	2.34	0.43
2:B:839:MET:HG2	2:B:989:THR:O	2.18	0.43
14:N:25:DA:H1'	15:O:159:ASN:ND2	2.33	0.43
16:Q:101:PHE:CD1	16:Q:382:GLY:HA3	2.54	0.43
16:Q:108:LYS:O	16:Q:112:GLU:HG3	2.19	0.43
17:R:129:VAL:HG21	17:R:218:VAL:HG12	2.01	0.43
19:U:262:LEU:HB2	19:U:279:ALA:HB3	2.01	0.43
1:A:1189:SER:OG	1:A:1256:GLU:OE2	2.22	0.43
2:B:217:ARG:HH12	2:B:407:ASP:CG	2.22	0.43
3:C:133:ILE:CD1	3:C:237:SER:HA	2.48	0.43
6:F:137:TYR:HD1	6:F:143:PHE:HB3	1.83	0.43
13:M:187:ARG:NH1	13:M:241:ARG:HE	2.16	0.43
17:R:63:ARG:C	17:R:65:ASN:H	2.21	0.43
1:A:105:CYS:SG	1:A:139:TRP:HD1	2.42	0.43
1:A:845:LEU:O	1:A:1065:GLY:HA3	2.19	0.43
1:A:982:THR:HG22	1:A:983:ILE:N	2.34	0.43
1:A:1210:GLY:HA2	1:A:1228:TRP:CE2	2.54	0.43
1:A:1421:CYS:HA	1:A:1426:GLU:OE1	2.18	0.43
2:B:515:HIS:CE1	2:B:517:THR:HG23	2.54	0.43
2:B:924:GLU:HG3	2:B:929:THR:HB	2.00	0.43
9:I:54:GLU:HB3	9:I:100:PHE:HE2	1.84	0.43
13:M:237:THR:O	13:M:240:PRO:HD2	2.18	0.43
13:M:279:VAL:HG11	13:M:304:VAL:HG21	2.01	0.43
16:Q:130:VAL:O	16:Q:133:PHE:HB3	2.18	0.43
18:T:43:DA:C2'	18:T:44:DA:O4'	2.64	0.43
1:A:206:GLU:O	1:A:210:ILE:HG12	2.18	0.43
1:A:737:LEU:HD22	1:A:741:ASN:ND2	2.34	0.43
1:A:1144:LYS:HB2	1:A:1268:LEU:HB3	2.01	0.43
1:A:1395:GLY:HA3	1:A:1426:GLU:OE2	2.19	0.43
2:B:199:MET:HG3	2:B:200:GLY:O	2.18	0.43
2:B:758:PHE:HB3	2:B:761:HIS:CD2	2.47	0.43
2:B:1187:ASN:OD1	2:B:1190:ASP:N	2.51	0.43
3:C:18:VAL:HG12	3:C:20:PHE:HD1	1.83	0.43
11:K:19:LEU:HD22	11:K:35:PHE:CD1	2.54	0.43
1:A:1444:MET:SD	6:F:135:ARG:NH2	2.84	0.42
2:B:823:ALA:O	2:B:825:VAL:HG23	2.19	0.42

Continued on next page...

Continued from previous page...

Atom-1	Atom-2	Interatomic distance (Å)	Clash overlap (Å)
2:B:979:LYS:HA	2:B:989:THR:HA	2.01	0.42
13:M:16:PRO:O	13:M:18:LEU:HG	2.19	0.42
13:M:140:ALA:HB1	13:M:142:LEU:HD13	2.01	0.42
15:O:171:ARG:HG3	15:O:239:LYS:HG2	2.00	0.42
17:R:118:HIS:HB2	17:R:120:TYR:CE2	2.54	0.42
18:T:62:DA:H2'	18:T:63:DT:C5'	2.48	0.42
1:A:306:ASN:ND2	1:A:322:VAL:O	2.49	0.42
1:A:444:PHE:CE2	1:A:487:MET:SD	3.12	0.42
3:C:56:THR:HG22	3:C:147:LEU:CD2	2.47	0.42
13:M:44:VAL:HG22	13:M:51:VAL:HA	2.00	0.42
16:Q:121:PHE:HE1	16:Q:395:PHE:HD2	1.66	0.42
17:R:94:LYS:O	17:R:106:LEU:HD12	2.19	0.42
1:A:404:TYR:OH	13:M:40:GLU:HG2	2.19	0.42
1:A:854:ASN:HB2	1:A:1000:LEU:HD21	2.01	0.42
1:A:1214:GLU:O	1:A:1218:GLN:HG2	2.19	0.42
2:B:103:ASN:O	2:B:958:GLN:OE1	2.36	0.42
3:C:190:ASP:OD1	3:C:191:TYR:N	2.52	0.42
6:F:94:LEU:HD23	6:F:94:LEU:HA	1.66	0.42
9:I:27:PHE:O	9:I:35:VAL:HA	2.20	0.42
13:M:239:ILE:HB	13:M:240:PRO:HD3	2.01	0.42
17:R:70:LEU:HD12	17:R:71:VAL:H	1.84	0.42
17:R:251:ARG:HG3	17:R:252:ILE:N	2.34	0.42
1:A:344:ARG:HA	2:B:1129:ARG:HA	2.00	0.42
1:A:1293:SER:HB3	1:A:1299:VAL:HG23	2.02	0.42
2:B:59:LEU:O	2:B:63:ILE:HG12	2.19	0.42
2:B:120:ARG:CG	12:L:55:ILE:HD11	2.50	0.42
2:B:213:ILE:CG2	2:B:499:ASN:HB2	2.49	0.42
3:C:12:GLU:HB2	3:C:19:ASP:HB3	2.01	0.42
17:R:68:VAL:HG21	17:R:134:VAL:HG21	2.01	0.42
18:T:44:DA:N3	18:T:45:DC:C4	2.87	0.42
1:A:1144:LYS:NZ	2:B:262:GLU:OE2	2.51	0.42
1:A:1267:MET:HA	1:A:1271:ILE:HD12	2.01	0.42
1:A:1376:THR:O	1:A:1378:GLN:N	2.52	0.42
2:B:435:THR:O	2:B:439:ALA:N	2.53	0.42
2:B:1113:VAL:HG22	13:M:57:VAL:HB	2.02	0.42
2:B:1159:ARG:HD2	2:B:1193:GLN:OE1	2.19	0.42
4:D:194:LEU:CB	7:G:86:VAL:HG21	2.50	0.42
17:R:135:PHE:HA	17:R:215:VAL:HG23	2.01	0.42
18:T:61:DT:H2'	18:T:62:DA:C5	2.54	0.42
1:A:455:MET:HE2	1:A:455:MET:HB3	1.84	0.42
4:D:214:LEU:O	4:D:218:GLU:HG3	2.20	0.42

Continued on next page...

Continued from previous page...

Atom-1	Atom-2	Interatomic distance (Å)	Clash overlap (Å)
16:Q:363:GLY:HA2	16:Q:394:LYS:O	2.19	0.42
1:A:94:GLY:HA3	1:A:1410:PHE:CE2	2.54	0.42
1:A:337:ARG:HH12	1:A:839:ARG:HE	1.67	0.42
1:A:353:ILE:H	1:A:353:ILE:HG13	1.66	0.42
1:A:469:ARG:HA	1:A:469:ARG:HD3	1.75	0.42
1:A:547:LEU:HD22	11:K:58:PHE:CD1	2.53	0.42
1:A:673:GLY:N	1:A:674:PRO:HD2	2.34	0.42
1:A:951:GLU:O	1:A:954:TRP:NE1	2.52	0.42
2:B:653:VAL:CG2	2:B:689:LEU:HB3	2.50	0.42
3:C:54:ASN:HD21	3:C:63:ILE:HD12	1.84	0.42
3:C:167:HIS:HB3	3:C:170:TRP:CZ3	2.55	0.42
13:M:132:LYS:HB3	13:M:172:MET:HE3	2.02	0.42
13:M:200:THR:HG22	13:M:201:LYS:N	2.35	0.42
14:N:28:DA:H2'	14:N:29:DT:C6	2.54	0.42
18:T:41:DC:H2''	18:T:42:DG:O5'	2.20	0.42
1:A:48:ALA:HB3	1:A:56:PRO:HD3	2.01	0.42
1:A:106:VAL:HG22	1:A:107:CYS:H	1.84	0.42
1:A:300:VAL:O	1:A:303:TYR:HB3	2.20	0.42
2:B:44:VAL:HG11	2:B:199:MET:SD	2.59	0.42
2:B:309:GLN:HE22	9:I:50:THR:HG21	1.85	0.42
2:B:369:GLY:O	16:Q:367:ALA:HB3	2.19	0.42
3:C:83:SER:OG	3:C:160:LYS:HD3	2.20	0.42
7:G:43:GLY:HA2	7:G:157:ILE:HD11	2.02	0.42
12:L:31:CYS:SG	12:L:32:ALA:N	2.93	0.42
13:M:198:VAL:HG12	13:M:202:GLU:OE1	2.20	0.42
14:N:28:DA:C8	14:N:29:DT:C7	3.03	0.42
1:A:80:HIS:H	1:A:243:PRO:HB3	1.85	0.42
1:A:399:HIS:O	1:A:401:GLY:N	2.53	0.42
1:A:635:ARG:NH2	1:A:877:HIS:HA	2.35	0.42
2:B:53:GLN:HG3	2:B:57:TYR:CD2	2.54	0.42
2:B:642:ASP:OD1	2:B:643:ASP:N	2.52	0.42
2:B:755:ILE:HG22	2:B:983:ARG:HD2	2.00	0.42
4:D:192:LYS:HB3	4:D:199:ASN:OD1	2.20	0.42
5:E:153:HIS:CD2	5:E:184:VAL:HG11	2.55	0.42
5:E:180:ARG:HH21	5:E:192:ARG:HG3	1.85	0.42
7:G:138:THR:HG22	7:G:139:ILE:N	2.32	0.42
7:G:142:ARG:HB3	7:G:171:ILE:HD12	2.01	0.42
11:K:35:PHE:CD2	11:K:71:PHE:CZ	3.07	0.42
13:M:198:VAL:HG11	13:M:203:PHE:CD1	2.54	0.42
15:O:98:ARG:NH2	18:T:59:DT:P	2.93	0.42
16:Q:115:ARG:HD3	16:Q:390:ASP:OD2	2.20	0.42

Continued on next page...

Continued from previous page...

Atom-1	Atom-2	Interatomic distance (Å)	Clash overlap (Å)
16:Q:141:ARG:HD3	17:R:210:LYS:HZ3	1.84	0.42
16:Q:405:THR:O	16:Q:409:ALA:N	2.44	0.42
1:A:242:PRO:HB2	1:A:246:VAL:HB	2.01	0.42
2:B:106:ASP:OD1	2:B:106:ASP:N	2.52	0.42
5:E:163:GLU:O	5:E:167:ARG:HG2	2.20	0.42
9:I:101:PHE:CZ	9:I:112:SER:HB3	2.55	0.42
13:M:201:LYS:HE3	14:N:23:DA:C3'	2.50	0.42
14:N:27:DA:H1'	15:O:122:VAL:CG2	2.50	0.42
15:O:227:PHE:HA	15:O:230:ILE:HG22	2.01	0.42
1:A:1154:TYR:HB2	1:A:1191:TRP:CZ3	2.55	0.41
2:B:238:ALA:HB3	2:B:256:VAL:HB	2.02	0.41
2:B:357:GLN:CD	2:B:368:GLU:HG2	2.40	0.41
9:I:42:LEU:HD12	9:I:43:VAL:N	2.34	0.41
10:J:41:LEU:HD22	10:J:46:CYS:HB3	2.01	0.41
16:Q:369:ASN:HB2	16:Q:392:VAL:HG11	2.02	0.41
20:V:38:MET:O	20:V:42:GLU:HG3	2.19	0.41
1:A:185:TRP:HB2	1:A:198:GLU:HB3	2.02	0.41
1:A:855:THR:HG21	1:A:863:VAL:HG22	2.01	0.41
1:A:1212:VAL:O	1:A:1216:ILE:HD12	2.20	0.41
2:B:120:ARG:HB2	2:B:122:LEU:HG	2.01	0.41
2:B:134:LYS:HG2	2:B:154:GLU:O	2.20	0.41
2:B:185:THR:O	2:B:188:ASP:HB3	2.19	0.41
2:B:977:GLY:HA3	2:B:1099:VAL:HB	2.03	0.41
2:B:1187:ASN:OD1	2:B:1189:ILE:N	2.48	0.41
13:M:171:ILE:CD1	13:M:172:MET:HG3	2.50	0.41
13:M:269:ILE:O	13:M:271:GLY:N	2.53	0.41
16:Q:129:PRO:HG2	16:Q:132:ASP:HB2	2.03	0.41
17:R:105:THR:HG1	17:R:106:LEU:H	1.68	0.41
17:R:277:PHE:CE2	17:R:278:LEU:HD13	2.56	0.41
1:A:333:GLU:HA	1:A:338:GLY:HA3	2.01	0.41
2:B:189:LEU:HD23	2:B:189:LEU:HA	1.89	0.41
2:B:529:GLU:OE1	2:B:529:GLU:N	2.53	0.41
7:G:23:LYS:O	7:G:26:LEU:HB2	2.19	0.41
7:G:151:ILE:HG13	21:W:134:LEU:HA	2.00	0.41
8:H:117:SER:HA	8:H:122:LEU:HD23	2.02	0.41
13:M:274:PRO:CG	15:O:188:GLU:OE2	2.61	0.41
14:N:42:DT:C3'	14:N:42:DT:C6	3.04	0.41
16:Q:379:GLU:HG2	16:Q:383:SER:O	2.20	0.41
1:A:356:ASP:OD2	11:K:65:HIS:NE2	2.28	0.41
1:A:1420:ASP:OD2	1:A:1422:ARG:NE	2.36	0.41
2:B:402:GLY:CA	2:B:695:ALA:HB3	2.50	0.41

Continued on next page...

Continued from previous page...

Atom-1	Atom-2	Interatomic distance (Å)	Clash overlap (Å)
2:B:412:LEU:HD23	2:B:476:ARG:HH12	1.85	0.41
2:B:1094:ARG:HH21	2:B:1098:MET:HG2	1.84	0.41
4:D:32:GLU:HG2	7:G:41:LYS:HE2	1.98	0.41
5:E:58:MET:HE1	5:E:82:PHE:HE2	1.86	0.41
7:G:150:CYS:SG	7:G:159:ALA:HB2	2.61	0.41
16:Q:119:LEU:HA	16:Q:119:LEU:HD23	1.77	0.41
1:A:516:SER:O	1:A:517:ASN:OD1	2.39	0.41
2:B:1069:PHE:HE2	3:C:192:TRP:CD2	2.38	0.41
9:I:74:GLU:HB3	9:I:81:ARG:HG2	2.01	0.41
10:J:2:ILE:O	10:J:2:ILE:HG23	2.21	0.41
1:A:960:ILE:O	1:A:964:ILE:HD12	2.21	0.41
1:A:1397:LEU:HA	1:A:1400:CYS:SG	2.60	0.41
2:B:342:GLY:C	2:B:344:LYS:H	2.24	0.41
3:C:174:ALA:N	3:C:233:GLU:O	2.52	0.41
4:D:155:ARG:HB3	4:D:219:THR:HG21	2.01	0.41
5:E:169:ARG:HD3	6:F:140:ASP:OD2	2.20	0.41
13:M:164:LYS:O	13:M:164:LYS:HG2	2.20	0.41
13:M:168:MET:HA	13:M:171:ILE:CG1	2.50	0.41
13:M:267:LYS:HZ1	15:O:169:PRO:HB3	1.73	0.41
20:V:119:LYS:N	20:V:119:LYS:HD3	2.36	0.41
1:A:175:ARG:O	1:A:182:VAL:HG12	2.20	0.41
1:A:514:PRO:HG2	1:A:1067:LEU:HD11	2.01	0.41
2:B:70:ILE:HG22	2:B:89:GLU:HG3	2.02	0.41
3:C:101:LEU:HB2	3:C:118:LEU:HD23	2.02	0.41
7:G:34:VAL:CG1	7:G:45:ILE:HG21	2.46	0.41
7:G:121:PHE:CE2	7:G:123:ALA:HB2	2.56	0.41
13:M:251:GLN:HA	13:M:254:THR:HG22	2.02	0.41
17:R:61:LEU:HD21	17:R:63:ARG:O	2.20	0.41
2:B:676:VAL:C	2:B:678:GLU:H	2.23	0.41
13:M:162:THR:HG23	13:M:213:ILE:HD11	2.03	0.41
13:M:191:GLU:O	13:M:194:SER:OG	2.25	0.41
14:N:25:DA:O5'	14:N:25:DA:H8	2.03	0.41
16:Q:115:ARG:O	17:R:136:THR:HA	2.20	0.41
16:Q:378:VAL:HA	16:Q:384:PHE:CD1	2.56	0.41
1:A:215:SER:O	1:A:218:ASP:HB2	2.20	0.41
1:A:244:PRO:O	1:A:247:ARG:N	2.54	0.41
1:A:540:PHE:CG	1:A:571:LEU:HD23	2.56	0.41
1:A:544:ASP:HB2	11:K:47:ARG:HH12	1.85	0.41
1:A:814:PHE:HB2	2:B:519:TRP:HZ3	1.86	0.41
1:A:1021:LEU:O	1:A:1024:SER:OG	2.25	0.41
1:A:1194:ARG:HA	1:A:1238:ILE:O	2.20	0.41

Continued on next page...

Continued from previous page...

Atom-1	Atom-2	Interatomic distance (Å)	Clash overlap (Å)
2:B:290:GLY:HA2	2:B:327:ARG:HD2	2.03	0.41
2:B:757:PRO:HD3	2:B:983:ARG:NE	2.26	0.41
2:B:914:LYS:O	2:B:937:ALA:O	2.39	0.41
4:D:30:GLY:O	4:D:34:GLN:N	2.54	0.41
22:X:225:GLU:CB	22:X:232:VAL:CB	2.99	0.41
22:X:225:GLU:CB	22:X:232:VAL:H	2.33	0.41
1:A:357:PRO:HD2	2:B:833:TYR:CZ	2.57	0.41
1:A:727:ASP:HB3	1:A:731:ARG:HH12	1.85	0.41
1:A:1132:LYS:HA	1:A:1135:ARG:NH1	2.35	0.41
2:B:240:ILE:HG23	2:B:254:LEU:HB3	2.03	0.41
2:B:339:THR:HG21	2:B:351:TYR:OH	2.20	0.41
2:B:546:SER:OG	2:B:632:ARG:N	2.54	0.41
2:B:705:MET:H	2:B:710:LEU:HD12	1.86	0.41
2:B:796:LEU:HD11	2:B:851:PHE:HA	2.02	0.41
7:G:59:GLY:HA2	7:G:70:PHE:HD1	1.85	0.41
10:J:18:TRP:O	10:J:21:TYR:HB3	2.21	0.41
18:T:64:DA:N3	18:T:65:DC:C2	2.89	0.41
1:A:913:LEU:HD23	1:A:1032:LEU:HD13	2.03	0.40
2:B:760:ASP:OD1	2:B:760:ASP:N	2.53	0.40
8:H:98:TYR:OH	8:H:139:ASN:ND2	2.54	0.40
13:M:44:VAL:HG13	13:M:50:LEU:O	2.21	0.40
13:M:267:LYS:CE	15:O:239:LYS:HE3	2.52	0.40
13:M:267:LYS:CD	15:O:239:LYS:HE3	2.52	0.40
16:Q:361:TRP:CH2	16:Q:397:ALA:HB2	2.56	0.40
1:A:883:LEU:HD23	1:A:1021:LEU:HD13	2.03	0.40
1:A:1368:MET:O	1:A:1372:VAL:HG23	2.21	0.40
2:B:98:THR:OG1	2:B:127:GLY:N	2.54	0.40
2:B:171:PRO:O	2:B:172:ILE:HD13	2.21	0.40
2:B:416:LEU:HD12	2:B:416:LEU:HA	1.84	0.40
2:B:604:ARG:HH22	2:B:615:MET:H	1.69	0.40
2:B:826:ALA:HB2	2:B:1087:PHE:HD1	1.86	0.40
2:B:941:LEU:HD23	2:B:942:ARG:O	2.21	0.40
2:B:1171:VAL:HG22	2:B:1182:CYS:HB2	2.02	0.40
4:D:194:LEU:CD2	7:G:86:VAL:HG21	2.51	0.40
8:H:106:GLU:HG2	8:H:112:ILE:HD13	2.04	0.40
11:K:35:PHE:O	11:K:70:ARG:HB2	2.21	0.40
13:M:162:THR:CG2	13:M:213:ILE:HD11	2.52	0.40
20:V:51:THR:HA	20:V:55:ASN:HD22	1.87	0.40
1:A:369:SER:HB3	11:K:2:ASN:OD1	2.20	0.40
2:B:88:TYR:CD1	2:B:136:THR:HG23	2.57	0.40
2:B:243:ALA:HA	2:B:250:PHE:HB2	2.02	0.40

Continued on next page...

Continued from previous page...

Atom-1	Atom-2	Interatomic distance (Å)	Clash overlap (Å)
2:B:526:GLU:HG3	2:B:771:SER:HB2	2.03	0.40
4:D:138:ASN:ND2	7:G:36:GLY:CA	2.84	0.40
7:G:132:SER:OG	7:G:133:SER:N	2.54	0.40
13:M:157:CYS:SG	13:M:158:HIS:N	2.93	0.40
15:O:99:PHE:CD1	18:T:58:DT:O4'	2.74	0.40
18:T:44:DA:C2'	18:T:44:DA:OP2	2.69	0.40
1:A:1287:TYR:OH	1:A:1307:GLU:OE2	2.37	0.40
2:B:724:ASP:OD1	2:B:725:PRO:HD2	2.21	0.40
2:B:979:LYS:HG2	2:B:980:PHE:N	2.37	0.40
11:K:49:GLU:HG3	11:K:94:ILE:CG1	2.52	0.40
15:O:171:ARG:HA	15:O:239:LYS:HZ3	1.87	0.40
19:U:5:GLU:O	19:U:9:VAL:HG23	2.21	0.40
1:A:1015:VAL:HG12	1:A:1015:VAL:O	2.22	0.40
9:I:43:VAL:HG23	9:I:44:TYR:H	1.86	0.40
17:R:98:ASN:O	17:R:102:SER:N	2.54	0.40
17:R:118:HIS:HB2	17:R:120:TYR:CZ	2.57	0.40

There are no symmetry-related clashes.

5.3 Torsion angles [i](#)

5.3.1 Protein backbone [i](#)

In the following table, the Percentiles column shows the percent Ramachandran outliers of the chain as a percentile score with respect to all PDB entries followed by that with respect to all EM entries.

The Analysed column shows the number of residues for which the backbone conformation was analysed, and the total number of residues.

Mol	Chain	Analysed	Favoured	Allowed	Outliers	Percentiles	
1	A	1386/1733 (80%)	1306 (94%)	77 (6%)	3 (0%)	47	81
2	B	1139/1224 (93%)	1085 (95%)	49 (4%)	5 (0%)	34	72
3	C	260/318 (82%)	246 (95%)	14 (5%)	0	100	100
4	D	153/221 (69%)	145 (95%)	8 (5%)	0	100	100
5	E	211/215 (98%)	209 (99%)	2 (1%)	0	100	100
6	F	81/155 (52%)	76 (94%)	5 (6%)	0	100	100
7	G	169/171 (99%)	160 (95%)	8 (5%)	1 (1%)	25	66

Continued on next page...

Continued from previous page...

Mol	Chain	Analysed	Favoured	Allowed	Outliers	Percentiles	
8	H	132/146 (90%)	114 (86%)	14 (11%)	4 (3%)	4	28
9	I	114/122 (93%)	105 (92%)	9 (8%)	0	100	100
10	J	63/70 (90%)	57 (90%)	5 (8%)	1 (2%)	9	44
11	K	110/120 (92%)	107 (97%)	3 (3%)	0	100	100
12	L	43/70 (61%)	37 (86%)	6 (14%)	0	100	100
13	M	225/345 (65%)	202 (90%)	20 (9%)	3 (1%)	12	48
15	O	178/240 (74%)	174 (98%)	4 (2%)	0	100	100
16	Q	140/735 (19%)	124 (89%)	13 (9%)	3 (2%)	7	36
17	R	181/400 (45%)	171 (94%)	9 (5%)	1 (1%)	25	66
19	U	88/286 (31%)	82 (93%)	3 (3%)	3 (3%)	3	26
20	V	96/122 (79%)	88 (92%)	7 (7%)	1 (1%)	15	55
21	W	162/482 (34%)	154 (95%)	7 (4%)	1 (1%)	25	66
22	X	135/328 (41%)	125 (93%)	9 (7%)	1 (1%)	22	63
All	All	5066/7503 (68%)	4767 (94%)	272 (5%)	27 (0%)	32	69

All (27) Ramachandran outliers are listed below:

Mol	Chain	Res	Type
2	B	343	ILE
2	B	476	ARG
8	H	132	LEU
13	M	269	ILE
17	R	259	VAL
22	X	231	LEU
2	B	221	ASN
8	H	131	ASN
8	H	137	GLN
13	M	200	THR
19	U	31	ASP
19	U	264	ASP
20	V	6	TYR
21	W	40	GLU
2	B	364	ILE
7	G	63	PRO
8	H	90	ALA
16	Q	26	ARG
16	Q	406	ILE

Continued on next page...

Continued from previous page...

Mol	Chain	Res	Type
2	B	743	ILE
13	M	31	PRO
1	A	958	VAL
1	A	50	ILE
16	Q	127	ILE
19	U	30	ILE
10	J	2	ILE
1	A	569	LYS

5.3.2 Protein sidechains [i](#)

In the following table, the Percentiles column shows the percent sidechain outliers of the chain as a percentile score with respect to all PDB entries followed by that with respect to all EM entries.

The Analysed column shows the number of residues for which the sidechain conformation was analysed, and the total number of residues.

Mol	Chain	Analysed	Rotameric	Outliers	Percentiles	
1	A	1221/1520 (80%)	1219 (100%)	2 (0%)	93	96
2	B	999/1061 (94%)	998 (100%)	1 (0%)	93	97
3	C	230/274 (84%)	230 (100%)	0	100	100
4	D	139/200 (70%)	139 (100%)	0	100	100
5	E	195/197 (99%)	195 (100%)	0	100	100
6	F	73/137 (53%)	73 (100%)	0	100	100
7	G	152/152 (100%)	152 (100%)	0	100	100
8	H	119/128 (93%)	119 (100%)	0	100	100
9	I	110/116 (95%)	110 (100%)	0	100	100
10	J	60/65 (92%)	60 (100%)	0	100	100
11	K	97/102 (95%)	97 (100%)	0	100	100
12	L	40/57 (70%)	40 (100%)	0	100	100
13	M	201/299 (67%)	200 (100%)	1 (0%)	88	93
15	O	152/205 (74%)	141 (93%)	11 (7%)	14	39
16	Q	108/641 (17%)	108 (100%)	0	100	100
17	R	107/363 (30%)	107 (100%)	0	100	100
19	U	84/260 (32%)	79 (94%)	5 (6%)	19	44

Continued on next page...

Continued from previous page...

Mol	Chain	Analysed	Rotameric	Outliers	Percentiles	
20	V	90/108 (83%)	85 (94%)	5 (6%)	21	46
All	All	4177/5885 (71%)	4152 (99%)	25 (1%)	86	92

All (25) residues with a non-rotameric sidechain are listed below:

Mol	Chain	Res	Type
1	A	54	ASN
1	A	736	ASN
2	B	465	ASN
13	M	202	GLU
15	O	70	ILE
15	O	79	ARG
15	O	108	GLU
15	O	130	ASP
15	O	134	LEU
15	O	175	LEU
15	O	199	LYS
15	O	219	GLN
15	O	225	GLN
15	O	235	SER
15	O	240	MET
19	U	25	PHE
19	U	241	GLU
19	U	253	ARG
19	U	267	VAL
19	U	277	GLN
20	V	9	LEU
20	V	33	GLU
20	V	39	ARG
20	V	57	GLN
20	V	108	VAL

Sometimes sidechains can be flipped to improve hydrogen bonding and reduce clashes. All (13) such sidechains are listed below:

Mol	Chain	Res	Type
2	B	60	GLN
2	B	215	GLN
2	B	325	GLN
4	D	143	ASN
4	D	173	HIS
13	M	197	HIS

Continued on next page...

Continued from previous page...

Mol	Chain	Res	Type
15	O	95	ASN
15	O	158	GLN
15	O	219	GLN
16	Q	122	GLN
19	U	280	GLN
20	V	55	ASN
20	V	57	GLN

5.3.3 RNA [i](#)

There are no RNA molecules in this entry.

5.4 Non-standard residues in protein, DNA, RNA chains [i](#)

There are no non-standard protein/DNA/RNA residues in this entry.

5.5 Carbohydrates [i](#)

There are no monosaccharides in this entry.

5.6 Ligand geometry [i](#)

Of 11 ligands modelled in this entry, 11 are monoatomic - leaving 0 for Mogul analysis.

There are no bond length outliers.

There are no bond angle outliers.

There are no chirality outliers.

There are no torsion outliers.

There are no ring outliers.

No monomer is involved in short contacts.

5.7 Other polymers [i](#)

There are no such residues in this entry.

5.8 Polymer linkage issues

The following chains have linkage breaks:

Mol	Chain	Number of breaks
8	H	1

All chain breaks are listed below:

Model	Chain	Residue-1	Atom-1	Residue-2	Atom-2	Distance (Å)
1	H	131:ASN	C	132:LEU	N	1.04


6 Map visualisation [i](#)

This section contains visualisations of the EMDB entry EMD-3383. These allow visual inspection of the internal detail of the map and identification of artifacts.

No raw map or half-maps were deposited for this entry and therefore no images, graphs, etc. pertaining to the raw map can be shown.

6.1 Orthogonal projections [i](#)


6.1.1 Primary map



The images above show the map projected in three orthogonal directions.

6.2 Central slices [i](#)

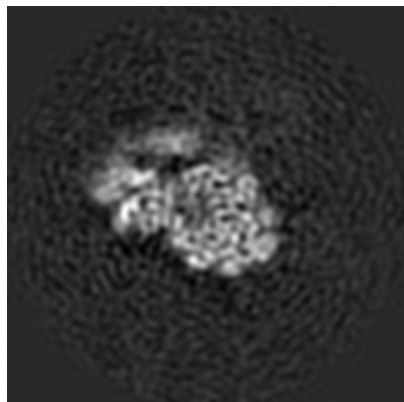
6.2.1 Primary map



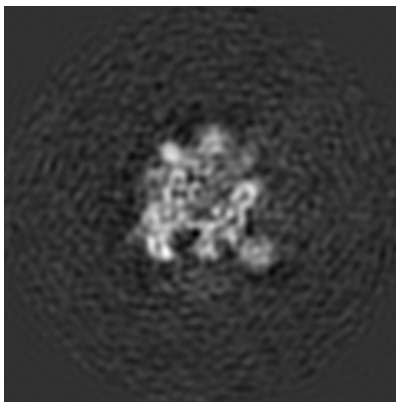
The images above show central slices of the map in three orthogonal directions.

6.3 Largest variance slices [i](#)

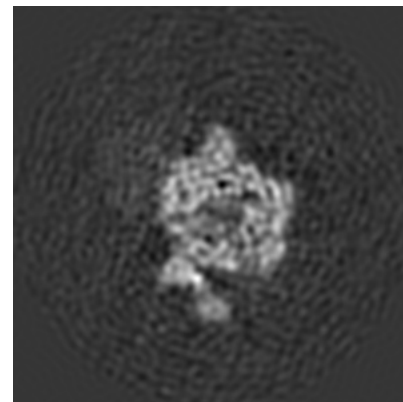
6.3.1 Primary map



X Index: 140



Y Index: 149

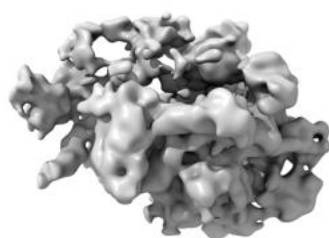


Z Index: 153

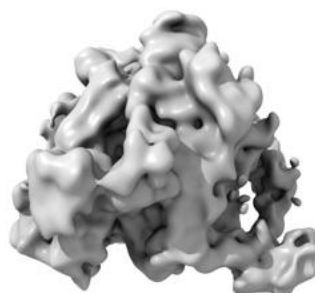
The images above show the largest variance slices of the map in three orthogonal directions.

6.4 Orthogonal surface views [i](#)

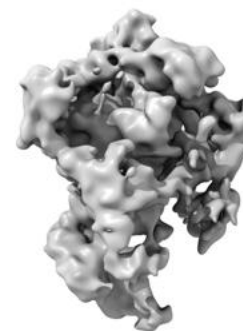
6.4.1 Primary map



X



Y



Z

The images above show the 3D surface view of the map at the recommended contour level 0.0165. These images, in conjunction with the slice images, may facilitate assessment of whether an appropriate contour level has been provided.

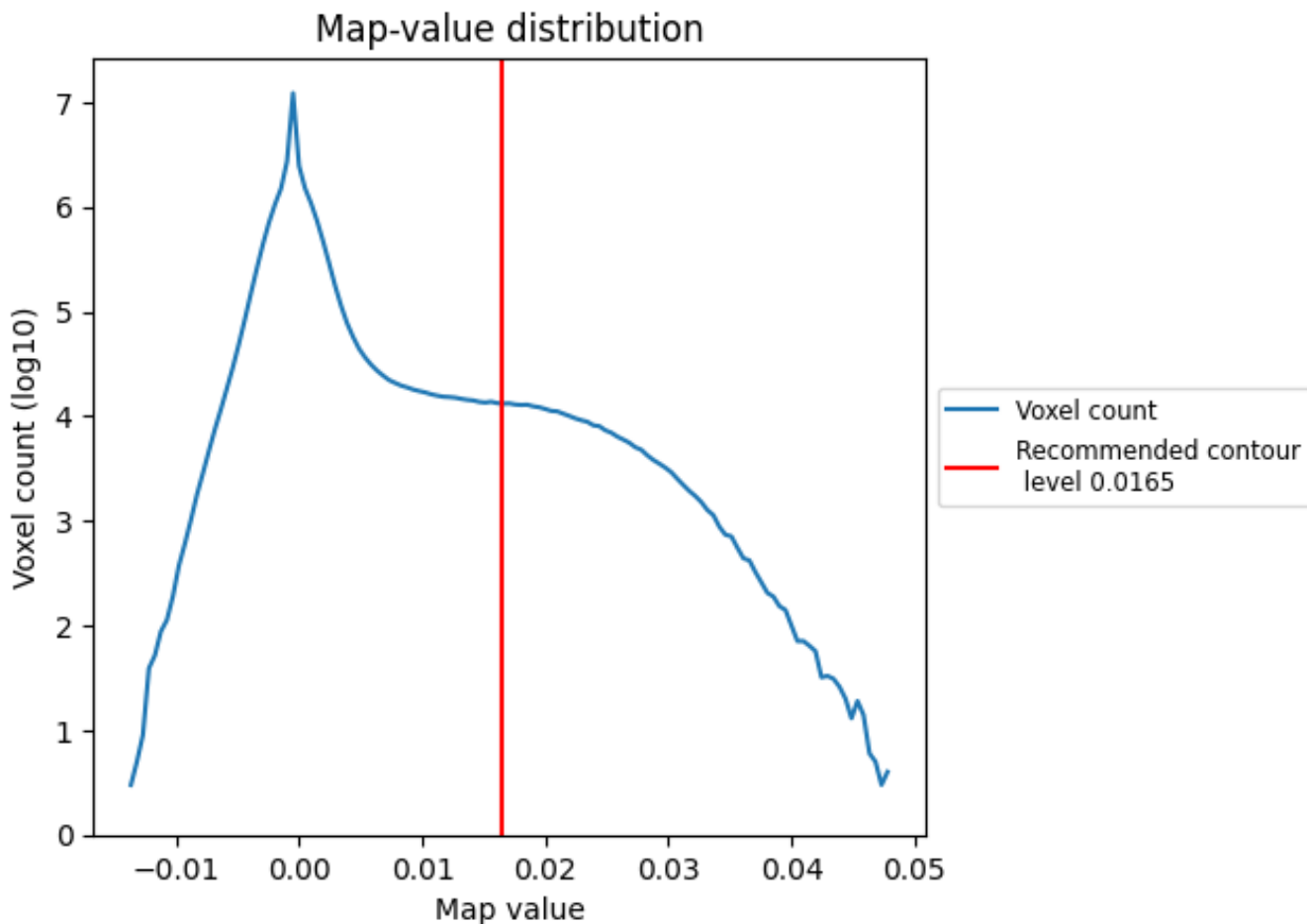
6.5 Mask visualisation

This section was not generated. No masks/segmentation were deposited.

7 Map analysis [i](#)

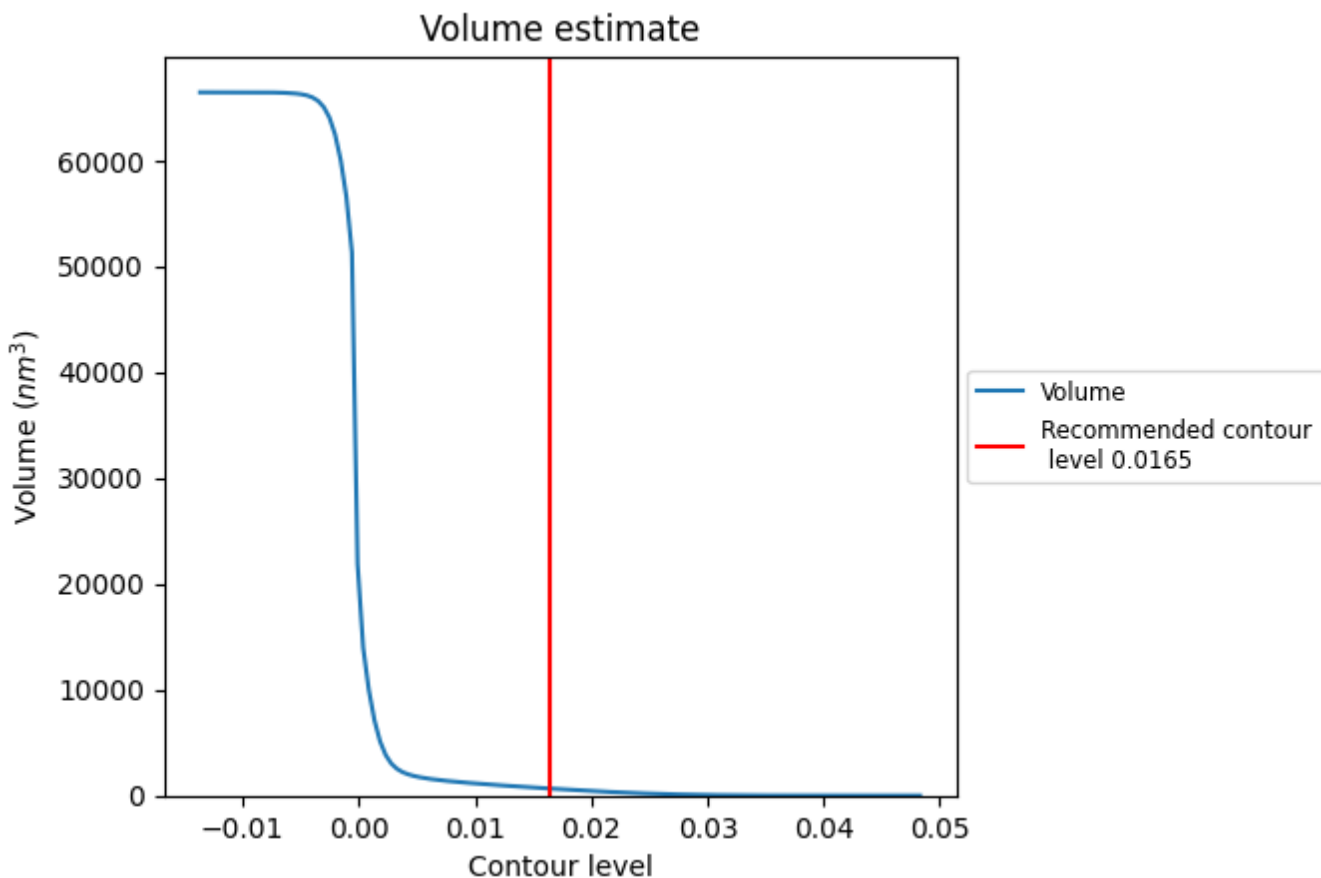
This section contains the results of statistical analysis of the map.

7.1 Map-value distribution [i](#)



The map-value distribution is plotted in 128 intervals along the x-axis. The y-axis is logarithmic. A spike in this graph at zero usually indicates that the volume has been masked.

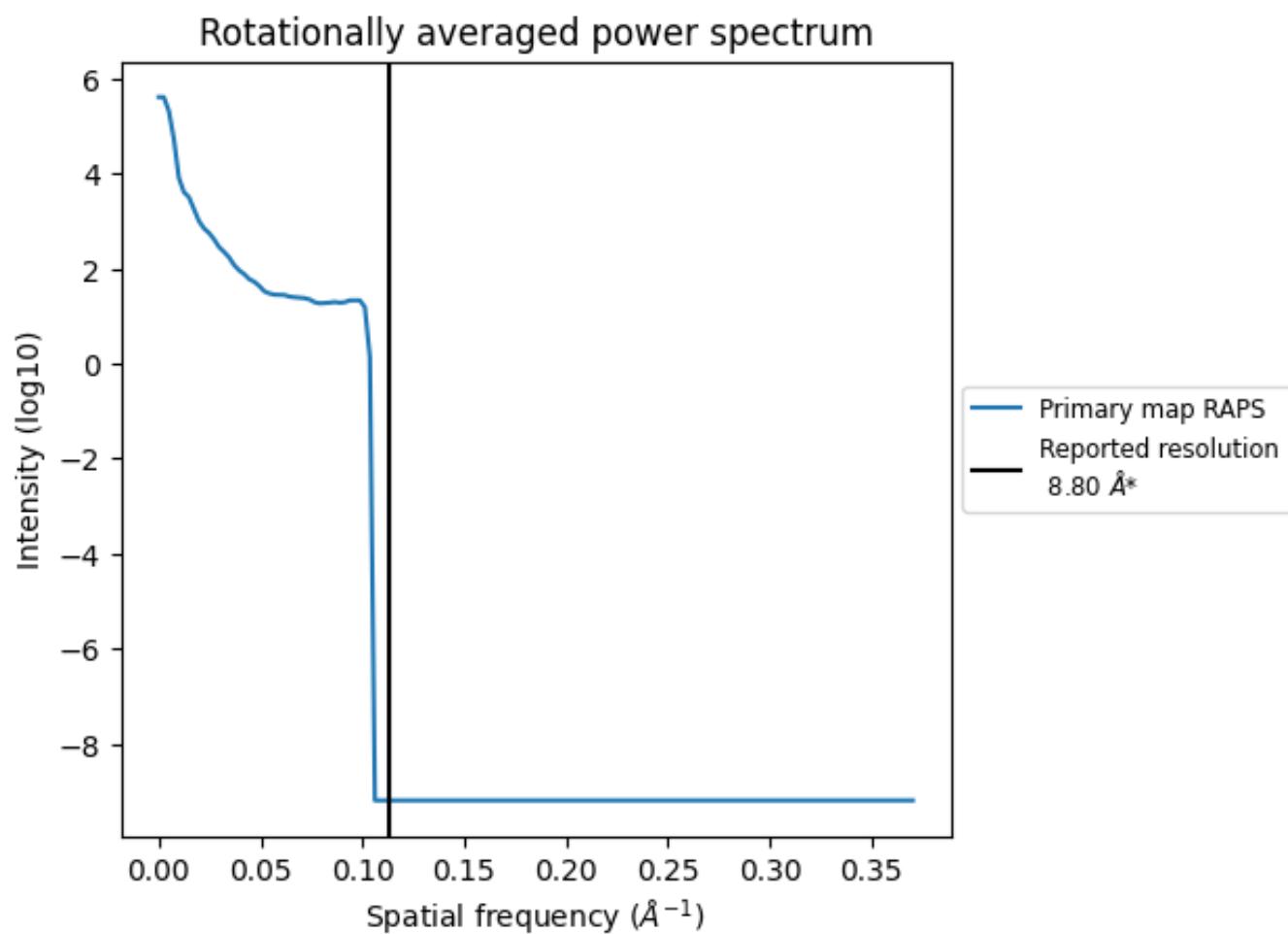
7.2 Volume estimate [i](#)



The volume at the recommended contour level is 659 nm³; this corresponds to an approximate mass of 595 kDa.

The volume estimate graph shows how the enclosed volume varies with the contour level. The recommended contour level is shown as a vertical line and the intersection between the line and the curve gives the volume of the enclosed surface at the given level.

7.3 Rotationally averaged power spectrum [i](#)



*Reported resolution corresponds to spatial frequency of 0.114 Å⁻¹

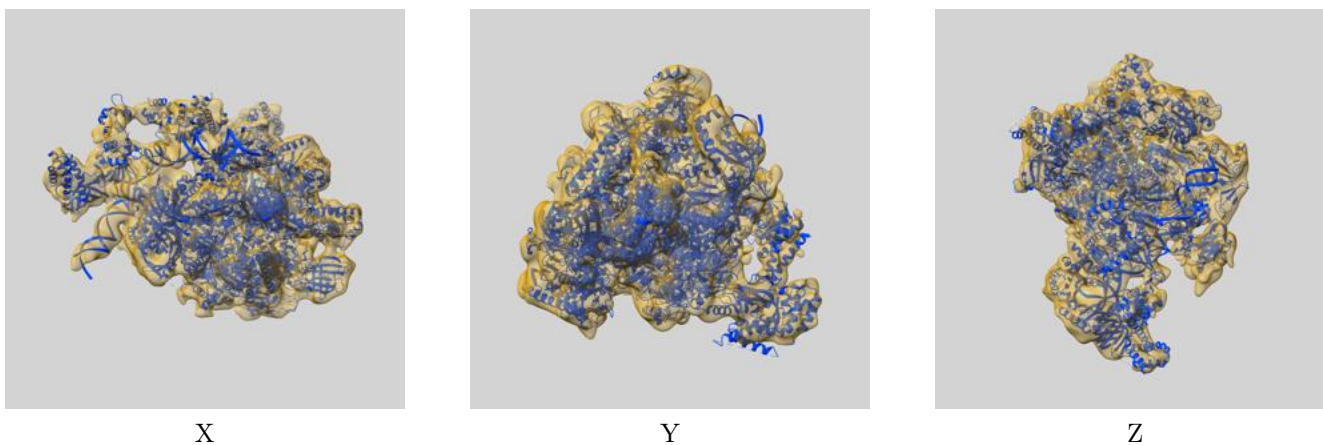
8 Fourier-Shell correlation

This section was not generated. No FSC curve or half-maps provided.

9 Map-model fit [i](#)

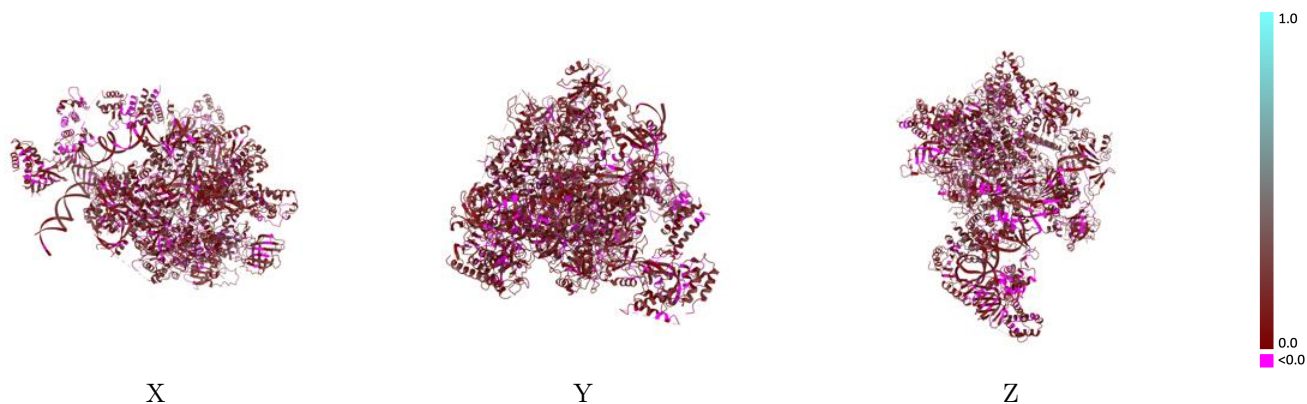
This section contains information regarding the fit between EMDB map EMD-3383 and PDB model 5FZ5. Per-residue inclusion information can be found in section 3 on page 8.

9.1 Map-model overlay [i](#)



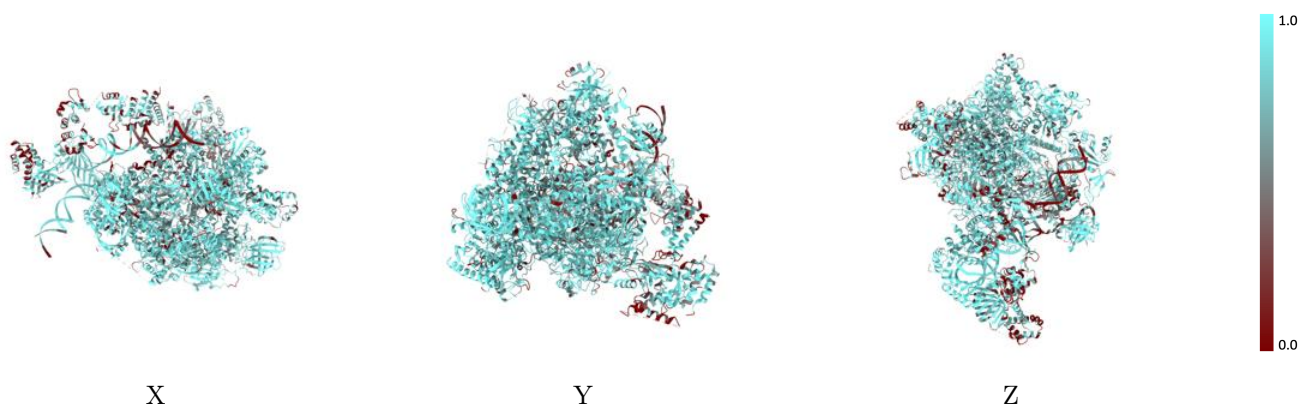
The images above show the 3D surface view of the map at the recommended contour level 0.0165 at 50% transparency in yellow overlaid with a ribbon representation of the model coloured in blue. These images allow for the visual assessment of the quality of fit between the atomic model and the map.

9.2 Q-score mapped to coordinate model [i](#)



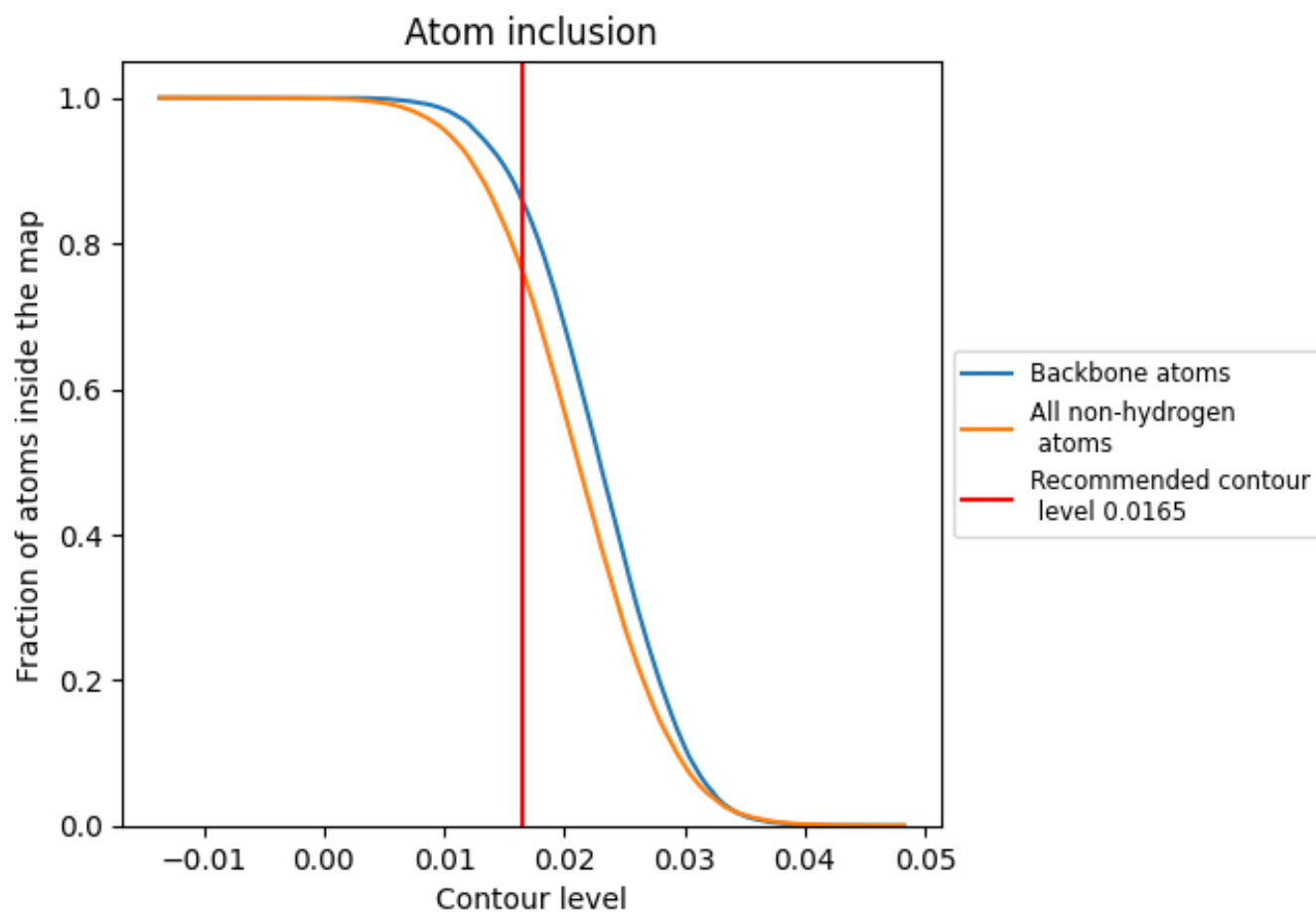
The images above show the model with each residue coloured according to its Q-score. This shows their resolvability in the map with higher Q-score values reflecting better resolvability. Please note: Q-score is calculating the resolvability of atoms, and thus high values are only expected at resolutions at which atoms can be resolved. Low Q-score values may therefore be expected for many entries.

9.3 Atom inclusion mapped to coordinate model [i](#)



The images above show the model with each residue coloured according to its atom inclusion. This shows to what extent they are inside the map at the recommended contour level (0.0165).















































9.4 Atom inclusion [i](#)



At the recommended contour level, 86% of all backbone atoms, 76% of all non-hydrogen atoms, are inside the map.

9.5 Map-model fit summary

The table lists the average atom inclusion at the recommended contour level (0.0165) and Q-score for the entire model and for each chain.

Chain	Atom inclusion	Q-score
All	 0.7628	 0.1130
A	 0.7923	 0.1210
B	 0.7690	 0.1050
C	 0.8904	 0.1250
D	 0.5109	 0.0900
E	 0.8277	 0.1350
F	 0.8067	 0.1200
G	 0.6641	 0.0960
H	 0.8520	 0.1130
I	 0.7470	 0.1000
J	 0.8994	 0.1080
K	 0.7430	 0.1200
L	 0.7803	 0.1160
M	 0.8102	 0.1390
N	 0.6702	 0.1170
O	 0.9308	 0.1050
Q	 0.7304	 0.1200
R	 0.6546	 0.0820
T	 0.6834	 0.1110
U	 0.6235	 0.0910
V	 0.6506	 0.0920
W	 0.6603	 0.1010
X	 0.5662	 0.1050

