



Full wwPDB X-ray Structure Validation Report ⓘ

Jan 3, 2024 – 01:49 pm GMT

PDB ID : 5EUJ
Title : PYRUVATE DECARBOXYLASE FROM ZYMOBACTER PALMAE
Authors : Buddrus, L.; Crennell, S.J.; Leak, D.J.; Danson, M.J.; Andrews, E.S.V.; Arcus, V.L.
Deposited on : 2015-11-18
Resolution : 2.15 Å(reported)

This is a Full wwPDB X-ray Structure Validation Report for a publicly released PDB entry.

We welcome your comments at validation@mail.wwpdb.org

A user guide is available at

<https://www.wwpdb.org/validation/2017/XrayValidationReportHelp>

with specific help available everywhere you see the ⓘ symbol.

The types of validation reports are described at

<http://www.wwpdb.org/validation/2017/FAQs#types>.

The following versions of software and data (see [references ⓘ](#)) were used in the production of this report:

MolProbity : 4.02b-467
Mogul : 1.8.4, CSD as541be (2020)
Xtriage (Phenix) : 1.13
EDS : 2.36
buster-report : 1.1.7 (2018)
Percentile statistics : 20191225.v01 (using entries in the PDB archive December 25th 2019)
Refmac : 5.8.0158
CCP4 : 7.0.044 (Gargrove)
Ideal geometry (proteins) : Engh & Huber (2001)
Ideal geometry (DNA, RNA) : Parkinson et al. (1996)
Validation Pipeline (wwPDB-VP) : 2.36

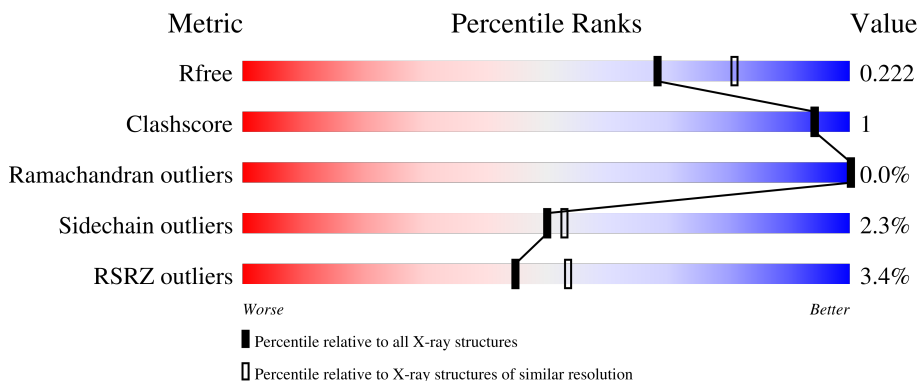
1 Overall quality at a glance

The following experimental techniques were used to determine the structure:

X-RAY DIFFRACTION

The reported resolution of this entry is 2.15 Å.

Percentile scores (ranging between 0-100) for global validation metrics of the entry are shown in the following graphic. The table shows the number of entries on which the scores are based.












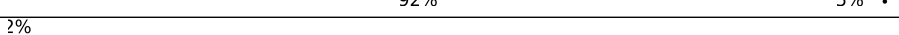
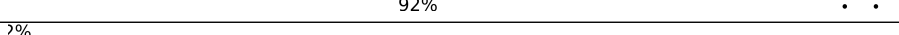
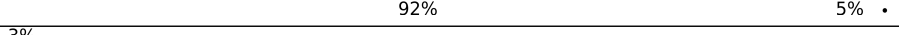

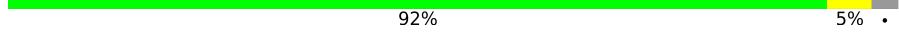
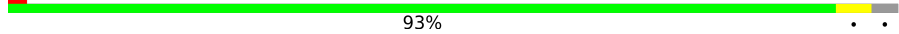




Metric	Whole archive (#Entries)	Similar resolution (#Entries, resolution range(Å))
R_{free}	130704	1479 (2.16-2.16)
Clashscore	141614	1585 (2.16-2.16)
Ramachandran outliers	138981	1560 (2.16-2.16)
Sidechain outliers	138945	1559 (2.16-2.16)
RSRZ outliers	127900	1456 (2.16-2.16)

The table below summarises the geometric issues observed across the polymeric chains and their fit to the electron density. The red, orange, yellow and green segments of the lower bar indicate the fraction of residues that contain outliers for ≥ 3 , 2, 1 and 0 types of geometric quality criteria respectively. A grey segment represents the fraction of residues that are not modelled. The numeric value for each fraction is indicated below the corresponding segment, with a dot representing fractions $\leq 5\%$. The upper red bar (where present) indicates the fraction of residues that have poor fit to the electron density. The numeric value is given above the bar.

Mol	Chain	Length	Quality of chain
1	A	573	 2% 91% 5% .
1	B	573	 2% 92% 5% .
1	C	573	 1% 92% 5% .
1	D	573	 1% 92% 5% .
1	E	573	 1% 92% 5% .

Continued on next page...

Continued from previous page...

Mol	Chain	Length	Quality of chain
1	F	573	 91% 5% .
1	G	573	 91% 6% .
1	H	573	 91% 6% .
1	I	573	 93% . .
1	J	573	 91% 5% .
1	K	573	 92% 5% .
1	L	573	 91% 5% .
1	M	573	 91% 6% .
1	N	573	 92% 5% .
1	O	573	 92% . .
1	P	573	 92% 5% .
1	Q	573	 94% . .
1	R	573	 92% 5% .
1	S	573	 93% . .
1	T	573	 92% . .
1	U	573	 91% 6% .
1	V	573	 91% 5% .
1	W	573	 92% 5% .
1	X	573	 92% . .

The following table lists non-polymeric compounds, carbohydrate monomers and non-standard residues in protein, DNA, RNA chains that are outliers for geometric or electron-density-fit criteria:

Mol	Type	Chain	Res	Chirality	Geometry	Clashes	Electron density
4	EDO	Q	603	-	-	-	X

2 Entry composition

There are 5 unique types of molecules in this entry. The entry contains 107004 atoms, of which 0 are hydrogens and 0 are deuteriums.

In the tables below, the ZeroOcc column contains the number of atoms modelled with zero occupancy, the AltConf column contains the number of residues with at least one atom in alternate conformation and the Trace column contains the number of residues modelled with at most 2 atoms.

- Molecule 1 is a protein called Pyruvate decarboxylase.

Mol	Chain	Residues	Atoms					ZeroOcc	AltConf	Trace
			Total	C	N	O	S			
1	A	555	Total 4250	C 2665	N 737	O 823	S 25	0	5	0
1	B	555	Total 4237	C 2658	N 733	O 821	S 25	0	4	0
1	C	555	Total 4260	C 2670	N 742	O 823	S 25	0	6	0
1	D	555	Total 4245	C 2662	N 734	O 824	S 25	0	5	0
1	E	556	Total 4244	C 2662	N 734	O 823	S 25	0	4	0
1	F	555	Total 4285	C 2685	N 745	O 830	S 25	0	9	0
1	G	555	Total 4266	C 2675	N 739	O 827	S 25	0	7	0
1	H	555	Total 4252	C 2666	N 736	O 824	S 26	0	6	0
1	I	556	Total 4259	C 2670	N 737	O 827	S 25	0	6	0
1	J	555	Total 4238	C 2658	N 733	O 822	S 25	0	4	0
1	K	555	Total 4266	C 2673	N 740	O 828	S 25	0	7	0
1	L	555	Total 4284	C 2683	N 745	O 831	S 25	0	9	0
1	M	555	Total 4262	C 2673	N 737	O 827	S 25	0	7	0
1	N	555	Total 4265	C 2672	N 740	O 828	S 25	0	7	0
1	O	555	Total 4229	C 2653	N 732	O 819	S 25	0	3	0
1	P	555	Total 4264	C 2673	N 738	O 828	S 25	0	7	0

Continued on next page...

Continued from previous page...

Mol	Chain	Residues	Atoms					ZeroOcc	AltConf	Trace
			Total	C	N	O	S			
1	Q	555	4246	2663	734	824	25	0	5	0
1	R	555	4270	2675	738	832	25	0	8	0
1	S	555	4221	2649	731	816	25	0	2	0
1	T	555	4238	2658	733	822	25	0	4	0
1	U	555	4239	2659	733	822	25	0	4	0
1	V	555	4238	2658	733	822	25	0	4	0
1	W	555	4230	2654	732	819	25	0	3	0
1	X	555	4228	2653	732	818	25	0	3	0

There are 456 discrepancies between the modelled and reference sequences:

Chain	Residue	Modelled	Actual	Comment	Reference
A	134	ALA	ARG	conflict	UNP Q8KTX6
A	245	ALA	GLU	conflict	UNP Q8KTX6
A	557	LEU	-	expression tag	UNP Q8KTX6
A	558	VAL	-	expression tag	UNP Q8KTX6
A	559	PRO	-	expression tag	UNP Q8KTX6
A	560	ARG	-	expression tag	UNP Q8KTX6
A	561	GLY	-	expression tag	UNP Q8KTX6
A	562	SER	-	expression tag	UNP Q8KTX6
A	563	GLY	-	expression tag	UNP Q8KTX6
A	564	GLY	-	expression tag	UNP Q8KTX6
A	565	GLY	-	expression tag	UNP Q8KTX6
A	566	LEU	-	expression tag	UNP Q8KTX6
A	567	GLU	-	expression tag	UNP Q8KTX6
A	568	HIS	-	expression tag	UNP Q8KTX6
A	569	HIS	-	expression tag	UNP Q8KTX6
A	570	HIS	-	expression tag	UNP Q8KTX6
A	571	HIS	-	expression tag	UNP Q8KTX6
A	572	HIS	-	expression tag	UNP Q8KTX6
A	573	HIS	-	expression tag	UNP Q8KTX6
B	134	ALA	ARG	conflict	UNP Q8KTX6
B	245	ALA	GLU	conflict	UNP Q8KTX6
B	557	LEU	-	expression tag	UNP Q8KTX6
B	558	VAL	-	expression tag	UNP Q8KTX6

Continued on next page...

Continued from previous page...

Chain	Residue	Modelled	Actual	Comment	Reference
B	559	PRO	-	expression tag	UNP Q8KTX6
B	560	ARG	-	expression tag	UNP Q8KTX6
B	561	GLY	-	expression tag	UNP Q8KTX6
B	562	SER	-	expression tag	UNP Q8KTX6
B	563	GLY	-	expression tag	UNP Q8KTX6
B	564	GLY	-	expression tag	UNP Q8KTX6
B	565	GLY	-	expression tag	UNP Q8KTX6
B	566	LEU	-	expression tag	UNP Q8KTX6
B	567	GLU	-	expression tag	UNP Q8KTX6
B	568	HIS	-	expression tag	UNP Q8KTX6
B	569	HIS	-	expression tag	UNP Q8KTX6
B	570	HIS	-	expression tag	UNP Q8KTX6
B	571	HIS	-	expression tag	UNP Q8KTX6
B	572	HIS	-	expression tag	UNP Q8KTX6
B	573	HIS	-	expression tag	UNP Q8KTX6
C	134	ALA	ARG	conflict	UNP Q8KTX6
C	245	ALA	GLU	conflict	UNP Q8KTX6
C	557	LEU	-	expression tag	UNP Q8KTX6
C	558	VAL	-	expression tag	UNP Q8KTX6
C	559	PRO	-	expression tag	UNP Q8KTX6
C	560	ARG	-	expression tag	UNP Q8KTX6
C	561	GLY	-	expression tag	UNP Q8KTX6
C	562	SER	-	expression tag	UNP Q8KTX6
C	563	GLY	-	expression tag	UNP Q8KTX6
C	564	GLY	-	expression tag	UNP Q8KTX6
C	565	GLY	-	expression tag	UNP Q8KTX6
C	566	LEU	-	expression tag	UNP Q8KTX6
C	567	GLU	-	expression tag	UNP Q8KTX6
C	568	HIS	-	expression tag	UNP Q8KTX6
C	569	HIS	-	expression tag	UNP Q8KTX6
C	570	HIS	-	expression tag	UNP Q8KTX6
C	571	HIS	-	expression tag	UNP Q8KTX6
C	572	HIS	-	expression tag	UNP Q8KTX6
C	573	HIS	-	expression tag	UNP Q8KTX6
D	134	ALA	ARG	conflict	UNP Q8KTX6
D	245	ALA	GLU	conflict	UNP Q8KTX6
D	557	LEU	-	expression tag	UNP Q8KTX6
D	558	VAL	-	expression tag	UNP Q8KTX6
D	559	PRO	-	expression tag	UNP Q8KTX6
D	560	ARG	-	expression tag	UNP Q8KTX6
D	561	GLY	-	expression tag	UNP Q8KTX6
D	562	SER	-	expression tag	UNP Q8KTX6

Continued on next page...

Continued from previous page...

Chain	Residue	Modelled	Actual	Comment	Reference
D	563	GLY	-	expression tag	UNP Q8KTX6
D	564	GLY	-	expression tag	UNP Q8KTX6
D	565	GLY	-	expression tag	UNP Q8KTX6
D	566	LEU	-	expression tag	UNP Q8KTX6
D	567	GLU	-	expression tag	UNP Q8KTX6
D	568	HIS	-	expression tag	UNP Q8KTX6
D	569	HIS	-	expression tag	UNP Q8KTX6
D	570	HIS	-	expression tag	UNP Q8KTX6
D	571	HIS	-	expression tag	UNP Q8KTX6
D	572	HIS	-	expression tag	UNP Q8KTX6
D	573	HIS	-	expression tag	UNP Q8KTX6
E	134	ALA	ARG	conflict	UNP Q8KTX6
E	245	ALA	GLU	conflict	UNP Q8KTX6
E	557	LEU	-	expression tag	UNP Q8KTX6
E	558	VAL	-	expression tag	UNP Q8KTX6
E	559	PRO	-	expression tag	UNP Q8KTX6
E	560	ARG	-	expression tag	UNP Q8KTX6
E	561	GLY	-	expression tag	UNP Q8KTX6
E	562	SER	-	expression tag	UNP Q8KTX6
E	563	GLY	-	expression tag	UNP Q8KTX6
E	564	GLY	-	expression tag	UNP Q8KTX6
E	565	GLY	-	expression tag	UNP Q8KTX6
E	566	LEU	-	expression tag	UNP Q8KTX6
E	567	GLU	-	expression tag	UNP Q8KTX6
E	568	HIS	-	expression tag	UNP Q8KTX6
E	569	HIS	-	expression tag	UNP Q8KTX6
E	570	HIS	-	expression tag	UNP Q8KTX6
E	571	HIS	-	expression tag	UNP Q8KTX6
E	572	HIS	-	expression tag	UNP Q8KTX6
E	573	HIS	-	expression tag	UNP Q8KTX6
F	134	ALA	ARG	conflict	UNP Q8KTX6
F	245	ALA	GLU	conflict	UNP Q8KTX6
F	557	LEU	-	expression tag	UNP Q8KTX6
F	558	VAL	-	expression tag	UNP Q8KTX6
F	559	PRO	-	expression tag	UNP Q8KTX6
F	560	ARG	-	expression tag	UNP Q8KTX6
F	561	GLY	-	expression tag	UNP Q8KTX6
F	562	SER	-	expression tag	UNP Q8KTX6
F	563	GLY	-	expression tag	UNP Q8KTX6
F	564	GLY	-	expression tag	UNP Q8KTX6
F	565	GLY	-	expression tag	UNP Q8KTX6
F	566	LEU	-	expression tag	UNP Q8KTX6

Continued on next page...

Continued from previous page...

Chain	Residue	Modelled	Actual	Comment	Reference
F	567	GLU	-	expression tag	UNP Q8KTX6
F	568	HIS	-	expression tag	UNP Q8KTX6
F	569	HIS	-	expression tag	UNP Q8KTX6
F	570	HIS	-	expression tag	UNP Q8KTX6
F	571	HIS	-	expression tag	UNP Q8KTX6
F	572	HIS	-	expression tag	UNP Q8KTX6
F	573	HIS	-	expression tag	UNP Q8KTX6
G	134	ALA	ARG	conflict	UNP Q8KTX6
G	245	ALA	GLU	conflict	UNP Q8KTX6
G	557	LEU	-	expression tag	UNP Q8KTX6
G	558	VAL	-	expression tag	UNP Q8KTX6
G	559	PRO	-	expression tag	UNP Q8KTX6
G	560	ARG	-	expression tag	UNP Q8KTX6
G	561	GLY	-	expression tag	UNP Q8KTX6
G	562	SER	-	expression tag	UNP Q8KTX6
G	563	GLY	-	expression tag	UNP Q8KTX6
G	564	GLY	-	expression tag	UNP Q8KTX6
G	565	GLY	-	expression tag	UNP Q8KTX6
G	566	LEU	-	expression tag	UNP Q8KTX6
G	567	GLU	-	expression tag	UNP Q8KTX6
G	568	HIS	-	expression tag	UNP Q8KTX6
G	569	HIS	-	expression tag	UNP Q8KTX6
G	570	HIS	-	expression tag	UNP Q8KTX6
G	571	HIS	-	expression tag	UNP Q8KTX6
G	572	HIS	-	expression tag	UNP Q8KTX6
G	573	HIS	-	expression tag	UNP Q8KTX6
H	134	ALA	ARG	conflict	UNP Q8KTX6
H	245	ALA	GLU	conflict	UNP Q8KTX6
H	557	LEU	-	expression tag	UNP Q8KTX6
H	558	VAL	-	expression tag	UNP Q8KTX6
H	559	PRO	-	expression tag	UNP Q8KTX6
H	560	ARG	-	expression tag	UNP Q8KTX6
H	561	GLY	-	expression tag	UNP Q8KTX6
H	562	SER	-	expression tag	UNP Q8KTX6
H	563	GLY	-	expression tag	UNP Q8KTX6
H	564	GLY	-	expression tag	UNP Q8KTX6
H	565	GLY	-	expression tag	UNP Q8KTX6
H	566	LEU	-	expression tag	UNP Q8KTX6
H	567	GLU	-	expression tag	UNP Q8KTX6
H	568	HIS	-	expression tag	UNP Q8KTX6
H	569	HIS	-	expression tag	UNP Q8KTX6
H	570	HIS	-	expression tag	UNP Q8KTX6

Continued on next page...

Continued from previous page...

Chain	Residue	Modelled	Actual	Comment	Reference
H	571	HIS	-	expression tag	UNP Q8KTX6
H	572	HIS	-	expression tag	UNP Q8KTX6
H	573	HIS	-	expression tag	UNP Q8KTX6
I	134	ALA	ARG	conflict	UNP Q8KTX6
I	245	ALA	GLU	conflict	UNP Q8KTX6
I	557	LEU	-	expression tag	UNP Q8KTX6
I	558	VAL	-	expression tag	UNP Q8KTX6
I	559	PRO	-	expression tag	UNP Q8KTX6
I	560	ARG	-	expression tag	UNP Q8KTX6
I	561	GLY	-	expression tag	UNP Q8KTX6
I	562	SER	-	expression tag	UNP Q8KTX6
I	563	GLY	-	expression tag	UNP Q8KTX6
I	564	GLY	-	expression tag	UNP Q8KTX6
I	565	GLY	-	expression tag	UNP Q8KTX6
I	566	LEU	-	expression tag	UNP Q8KTX6
I	567	GLU	-	expression tag	UNP Q8KTX6
I	568	HIS	-	expression tag	UNP Q8KTX6
I	569	HIS	-	expression tag	UNP Q8KTX6
I	570	HIS	-	expression tag	UNP Q8KTX6
I	571	HIS	-	expression tag	UNP Q8KTX6
I	572	HIS	-	expression tag	UNP Q8KTX6
I	573	HIS	-	expression tag	UNP Q8KTX6
J	134	ALA	ARG	conflict	UNP Q8KTX6
J	245	ALA	GLU	conflict	UNP Q8KTX6
J	557	LEU	-	expression tag	UNP Q8KTX6
J	558	VAL	-	expression tag	UNP Q8KTX6
J	559	PRO	-	expression tag	UNP Q8KTX6
J	560	ARG	-	expression tag	UNP Q8KTX6
J	561	GLY	-	expression tag	UNP Q8KTX6
J	562	SER	-	expression tag	UNP Q8KTX6
J	563	GLY	-	expression tag	UNP Q8KTX6
J	564	GLY	-	expression tag	UNP Q8KTX6
J	565	GLY	-	expression tag	UNP Q8KTX6
J	566	LEU	-	expression tag	UNP Q8KTX6
J	567	GLU	-	expression tag	UNP Q8KTX6
J	568	HIS	-	expression tag	UNP Q8KTX6
J	569	HIS	-	expression tag	UNP Q8KTX6
J	570	HIS	-	expression tag	UNP Q8KTX6
J	571	HIS	-	expression tag	UNP Q8KTX6
J	572	HIS	-	expression tag	UNP Q8KTX6
J	573	HIS	-	expression tag	UNP Q8KTX6
K	134	ALA	ARG	conflict	UNP Q8KTX6

Continued on next page...

Continued from previous page...

Chain	Residue	Modelled	Actual	Comment	Reference
K	245	ALA	GLU	conflict	UNP Q8KTX6
K	557	LEU	-	expression tag	UNP Q8KTX6
K	558	VAL	-	expression tag	UNP Q8KTX6
K	559	PRO	-	expression tag	UNP Q8KTX6
K	560	ARG	-	expression tag	UNP Q8KTX6
K	561	GLY	-	expression tag	UNP Q8KTX6
K	562	SER	-	expression tag	UNP Q8KTX6
K	563	GLY	-	expression tag	UNP Q8KTX6
K	564	GLY	-	expression tag	UNP Q8KTX6
K	565	GLY	-	expression tag	UNP Q8KTX6
K	566	LEU	-	expression tag	UNP Q8KTX6
K	567	GLU	-	expression tag	UNP Q8KTX6
K	568	HIS	-	expression tag	UNP Q8KTX6
K	569	HIS	-	expression tag	UNP Q8KTX6
K	570	HIS	-	expression tag	UNP Q8KTX6
K	571	HIS	-	expression tag	UNP Q8KTX6
K	572	HIS	-	expression tag	UNP Q8KTX6
K	573	HIS	-	expression tag	UNP Q8KTX6
L	134	ALA	ARG	conflict	UNP Q8KTX6
L	245	ALA	GLU	conflict	UNP Q8KTX6
L	557	LEU	-	expression tag	UNP Q8KTX6
L	558	VAL	-	expression tag	UNP Q8KTX6
L	559	PRO	-	expression tag	UNP Q8KTX6
L	560	ARG	-	expression tag	UNP Q8KTX6
L	561	GLY	-	expression tag	UNP Q8KTX6
L	562	SER	-	expression tag	UNP Q8KTX6
L	563	GLY	-	expression tag	UNP Q8KTX6
L	564	GLY	-	expression tag	UNP Q8KTX6
L	565	GLY	-	expression tag	UNP Q8KTX6
L	566	LEU	-	expression tag	UNP Q8KTX6
L	567	GLU	-	expression tag	UNP Q8KTX6
L	568	HIS	-	expression tag	UNP Q8KTX6
L	569	HIS	-	expression tag	UNP Q8KTX6
L	570	HIS	-	expression tag	UNP Q8KTX6
L	571	HIS	-	expression tag	UNP Q8KTX6
L	572	HIS	-	expression tag	UNP Q8KTX6
L	573	HIS	-	expression tag	UNP Q8KTX6
M	134	ALA	ARG	conflict	UNP Q8KTX6
M	245	ALA	GLU	conflict	UNP Q8KTX6
M	557	LEU	-	expression tag	UNP Q8KTX6
M	558	VAL	-	expression tag	UNP Q8KTX6
M	559	PRO	-	expression tag	UNP Q8KTX6

Continued on next page...

Continued from previous page...

Chain	Residue	Modelled	Actual	Comment	Reference
M	560	ARG	-	expression tag	UNP Q8KTX6
M	561	GLY	-	expression tag	UNP Q8KTX6
M	562	SER	-	expression tag	UNP Q8KTX6
M	563	GLY	-	expression tag	UNP Q8KTX6
M	564	GLY	-	expression tag	UNP Q8KTX6
M	565	GLY	-	expression tag	UNP Q8KTX6
M	566	LEU	-	expression tag	UNP Q8KTX6
M	567	GLU	-	expression tag	UNP Q8KTX6
M	568	HIS	-	expression tag	UNP Q8KTX6
M	569	HIS	-	expression tag	UNP Q8KTX6
M	570	HIS	-	expression tag	UNP Q8KTX6
M	571	HIS	-	expression tag	UNP Q8KTX6
M	572	HIS	-	expression tag	UNP Q8KTX6
M	573	HIS	-	expression tag	UNP Q8KTX6
N	134	ALA	ARG	conflict	UNP Q8KTX6
N	245	ALA	GLU	conflict	UNP Q8KTX6
N	557	LEU	-	expression tag	UNP Q8KTX6
N	558	VAL	-	expression tag	UNP Q8KTX6
N	559	PRO	-	expression tag	UNP Q8KTX6
N	560	ARG	-	expression tag	UNP Q8KTX6
N	561	GLY	-	expression tag	UNP Q8KTX6
N	562	SER	-	expression tag	UNP Q8KTX6
N	563	GLY	-	expression tag	UNP Q8KTX6
N	564	GLY	-	expression tag	UNP Q8KTX6
N	565	GLY	-	expression tag	UNP Q8KTX6
N	566	LEU	-	expression tag	UNP Q8KTX6
N	567	GLU	-	expression tag	UNP Q8KTX6
N	568	HIS	-	expression tag	UNP Q8KTX6
N	569	HIS	-	expression tag	UNP Q8KTX6
N	570	HIS	-	expression tag	UNP Q8KTX6
N	571	HIS	-	expression tag	UNP Q8KTX6
N	572	HIS	-	expression tag	UNP Q8KTX6
N	573	HIS	-	expression tag	UNP Q8KTX6
O	134	ALA	ARG	conflict	UNP Q8KTX6
O	245	ALA	GLU	conflict	UNP Q8KTX6
O	557	LEU	-	expression tag	UNP Q8KTX6
O	558	VAL	-	expression tag	UNP Q8KTX6
O	559	PRO	-	expression tag	UNP Q8KTX6
O	560	ARG	-	expression tag	UNP Q8KTX6
O	561	GLY	-	expression tag	UNP Q8KTX6
O	562	SER	-	expression tag	UNP Q8KTX6
O	563	GLY	-	expression tag	UNP Q8KTX6

Continued on next page...

Continued from previous page...

Chain	Residue	Modelled	Actual	Comment	Reference
O	564	GLY	-	expression tag	UNP Q8KTX6
O	565	GLY	-	expression tag	UNP Q8KTX6
O	566	LEU	-	expression tag	UNP Q8KTX6
O	567	GLU	-	expression tag	UNP Q8KTX6
O	568	HIS	-	expression tag	UNP Q8KTX6
O	569	HIS	-	expression tag	UNP Q8KTX6
O	570	HIS	-	expression tag	UNP Q8KTX6
O	571	HIS	-	expression tag	UNP Q8KTX6
O	572	HIS	-	expression tag	UNP Q8KTX6
O	573	HIS	-	expression tag	UNP Q8KTX6
P	134	ALA	ARG	conflict	UNP Q8KTX6
P	245	ALA	GLU	conflict	UNP Q8KTX6
P	557	LEU	-	expression tag	UNP Q8KTX6
P	558	VAL	-	expression tag	UNP Q8KTX6
P	559	PRO	-	expression tag	UNP Q8KTX6
P	560	ARG	-	expression tag	UNP Q8KTX6
P	561	GLY	-	expression tag	UNP Q8KTX6
P	562	SER	-	expression tag	UNP Q8KTX6
P	563	GLY	-	expression tag	UNP Q8KTX6
P	564	GLY	-	expression tag	UNP Q8KTX6
P	565	GLY	-	expression tag	UNP Q8KTX6
P	566	LEU	-	expression tag	UNP Q8KTX6
P	567	GLU	-	expression tag	UNP Q8KTX6
P	568	HIS	-	expression tag	UNP Q8KTX6
P	569	HIS	-	expression tag	UNP Q8KTX6
P	570	HIS	-	expression tag	UNP Q8KTX6
P	571	HIS	-	expression tag	UNP Q8KTX6
P	572	HIS	-	expression tag	UNP Q8KTX6
P	573	HIS	-	expression tag	UNP Q8KTX6
Q	134	ALA	ARG	conflict	UNP Q8KTX6
Q	245	ALA	GLU	conflict	UNP Q8KTX6
Q	557	LEU	-	expression tag	UNP Q8KTX6
Q	558	VAL	-	expression tag	UNP Q8KTX6
Q	559	PRO	-	expression tag	UNP Q8KTX6
Q	560	ARG	-	expression tag	UNP Q8KTX6
Q	561	GLY	-	expression tag	UNP Q8KTX6
Q	562	SER	-	expression tag	UNP Q8KTX6
Q	563	GLY	-	expression tag	UNP Q8KTX6
Q	564	GLY	-	expression tag	UNP Q8KTX6
Q	565	GLY	-	expression tag	UNP Q8KTX6
Q	566	LEU	-	expression tag	UNP Q8KTX6
Q	567	GLU	-	expression tag	UNP Q8KTX6

Continued on next page...

Continued from previous page...

Chain	Residue	Modelled	Actual	Comment	Reference
Q	568	HIS	-	expression tag	UNP Q8KTX6
Q	569	HIS	-	expression tag	UNP Q8KTX6
Q	570	HIS	-	expression tag	UNP Q8KTX6
Q	571	HIS	-	expression tag	UNP Q8KTX6
Q	572	HIS	-	expression tag	UNP Q8KTX6
Q	573	HIS	-	expression tag	UNP Q8KTX6
R	134	ALA	ARG	conflict	UNP Q8KTX6
R	245	ALA	GLU	conflict	UNP Q8KTX6
R	557	LEU	-	expression tag	UNP Q8KTX6
R	558	VAL	-	expression tag	UNP Q8KTX6
R	559	PRO	-	expression tag	UNP Q8KTX6
R	560	ARG	-	expression tag	UNP Q8KTX6
R	561	GLY	-	expression tag	UNP Q8KTX6
R	562	SER	-	expression tag	UNP Q8KTX6
R	563	GLY	-	expression tag	UNP Q8KTX6
R	564	GLY	-	expression tag	UNP Q8KTX6
R	565	GLY	-	expression tag	UNP Q8KTX6
R	566	LEU	-	expression tag	UNP Q8KTX6
R	567	GLU	-	expression tag	UNP Q8KTX6
R	568	HIS	-	expression tag	UNP Q8KTX6
R	569	HIS	-	expression tag	UNP Q8KTX6
R	570	HIS	-	expression tag	UNP Q8KTX6
R	571	HIS	-	expression tag	UNP Q8KTX6
R	572	HIS	-	expression tag	UNP Q8KTX6
R	573	HIS	-	expression tag	UNP Q8KTX6
S	134	ALA	ARG	conflict	UNP Q8KTX6
S	245	ALA	GLU	conflict	UNP Q8KTX6
S	557	LEU	-	expression tag	UNP Q8KTX6
S	558	VAL	-	expression tag	UNP Q8KTX6
S	559	PRO	-	expression tag	UNP Q8KTX6
S	560	ARG	-	expression tag	UNP Q8KTX6
S	561	GLY	-	expression tag	UNP Q8KTX6
S	562	SER	-	expression tag	UNP Q8KTX6
S	563	GLY	-	expression tag	UNP Q8KTX6
S	564	GLY	-	expression tag	UNP Q8KTX6
S	565	GLY	-	expression tag	UNP Q8KTX6
S	566	LEU	-	expression tag	UNP Q8KTX6
S	567	GLU	-	expression tag	UNP Q8KTX6
S	568	HIS	-	expression tag	UNP Q8KTX6
S	569	HIS	-	expression tag	UNP Q8KTX6
S	570	HIS	-	expression tag	UNP Q8KTX6
S	571	HIS	-	expression tag	UNP Q8KTX6

Continued on next page...

Continued from previous page...

Chain	Residue	Modelled	Actual	Comment	Reference
S	572	HIS	-	expression tag	UNP Q8KTX6
S	573	HIS	-	expression tag	UNP Q8KTX6
T	134	ALA	ARG	conflict	UNP Q8KTX6
T	245	ALA	GLU	conflict	UNP Q8KTX6
T	557	LEU	-	expression tag	UNP Q8KTX6
T	558	VAL	-	expression tag	UNP Q8KTX6
T	559	PRO	-	expression tag	UNP Q8KTX6
T	560	ARG	-	expression tag	UNP Q8KTX6
T	561	GLY	-	expression tag	UNP Q8KTX6
T	562	SER	-	expression tag	UNP Q8KTX6
T	563	GLY	-	expression tag	UNP Q8KTX6
T	564	GLY	-	expression tag	UNP Q8KTX6
T	565	GLY	-	expression tag	UNP Q8KTX6
T	566	LEU	-	expression tag	UNP Q8KTX6
T	567	GLU	-	expression tag	UNP Q8KTX6
T	568	HIS	-	expression tag	UNP Q8KTX6
T	569	HIS	-	expression tag	UNP Q8KTX6
T	570	HIS	-	expression tag	UNP Q8KTX6
T	571	HIS	-	expression tag	UNP Q8KTX6
T	572	HIS	-	expression tag	UNP Q8KTX6
T	573	HIS	-	expression tag	UNP Q8KTX6
U	134	ALA	ARG	conflict	UNP Q8KTX6
U	245	ALA	GLU	conflict	UNP Q8KTX6
U	557	LEU	-	expression tag	UNP Q8KTX6
U	558	VAL	-	expression tag	UNP Q8KTX6
U	559	PRO	-	expression tag	UNP Q8KTX6
U	560	ARG	-	expression tag	UNP Q8KTX6
U	561	GLY	-	expression tag	UNP Q8KTX6
U	562	SER	-	expression tag	UNP Q8KTX6
U	563	GLY	-	expression tag	UNP Q8KTX6
U	564	GLY	-	expression tag	UNP Q8KTX6
U	565	GLY	-	expression tag	UNP Q8KTX6
U	566	LEU	-	expression tag	UNP Q8KTX6
U	567	GLU	-	expression tag	UNP Q8KTX6
U	568	HIS	-	expression tag	UNP Q8KTX6
U	569	HIS	-	expression tag	UNP Q8KTX6
U	570	HIS	-	expression tag	UNP Q8KTX6
U	571	HIS	-	expression tag	UNP Q8KTX6
U	572	HIS	-	expression tag	UNP Q8KTX6
U	573	HIS	-	expression tag	UNP Q8KTX6
V	134	ALA	ARG	conflict	UNP Q8KTX6
V	245	ALA	GLU	conflict	UNP Q8KTX6

Continued on next page...

Continued from previous page...

Chain	Residue	Modelled	Actual	Comment	Reference
V	557	LEU	-	expression tag	UNP Q8KTX6
V	558	VAL	-	expression tag	UNP Q8KTX6
V	559	PRO	-	expression tag	UNP Q8KTX6
V	560	ARG	-	expression tag	UNP Q8KTX6
V	561	GLY	-	expression tag	UNP Q8KTX6
V	562	SER	-	expression tag	UNP Q8KTX6
V	563	GLY	-	expression tag	UNP Q8KTX6
V	564	GLY	-	expression tag	UNP Q8KTX6
V	565	GLY	-	expression tag	UNP Q8KTX6
V	566	LEU	-	expression tag	UNP Q8KTX6
V	567	GLU	-	expression tag	UNP Q8KTX6
V	568	HIS	-	expression tag	UNP Q8KTX6
V	569	HIS	-	expression tag	UNP Q8KTX6
V	570	HIS	-	expression tag	UNP Q8KTX6
V	571	HIS	-	expression tag	UNP Q8KTX6
V	572	HIS	-	expression tag	UNP Q8KTX6
V	573	HIS	-	expression tag	UNP Q8KTX6
W	134	ALA	ARG	conflict	UNP Q8KTX6
W	245	ALA	GLU	conflict	UNP Q8KTX6
W	557	LEU	-	expression tag	UNP Q8KTX6
W	558	VAL	-	expression tag	UNP Q8KTX6
W	559	PRO	-	expression tag	UNP Q8KTX6
W	560	ARG	-	expression tag	UNP Q8KTX6
W	561	GLY	-	expression tag	UNP Q8KTX6
W	562	SER	-	expression tag	UNP Q8KTX6
W	563	GLY	-	expression tag	UNP Q8KTX6
W	564	GLY	-	expression tag	UNP Q8KTX6
W	565	GLY	-	expression tag	UNP Q8KTX6
W	566	LEU	-	expression tag	UNP Q8KTX6
W	567	GLU	-	expression tag	UNP Q8KTX6
W	568	HIS	-	expression tag	UNP Q8KTX6
W	569	HIS	-	expression tag	UNP Q8KTX6
W	570	HIS	-	expression tag	UNP Q8KTX6
W	571	HIS	-	expression tag	UNP Q8KTX6
W	572	HIS	-	expression tag	UNP Q8KTX6
W	573	HIS	-	expression tag	UNP Q8KTX6
X	134	ALA	ARG	conflict	UNP Q8KTX6
X	245	ALA	GLU	conflict	UNP Q8KTX6
X	557	LEU	-	expression tag	UNP Q8KTX6
X	558	VAL	-	expression tag	UNP Q8KTX6
X	559	PRO	-	expression tag	UNP Q8KTX6
X	560	ARG	-	expression tag	UNP Q8KTX6

Continued on next page...

Continued from previous page...

Chain	Residue	Modelled	Actual	Comment	Reference
X	561	GLY	-	expression tag	UNP Q8KTX6
X	562	SER	-	expression tag	UNP Q8KTX6
X	563	GLY	-	expression tag	UNP Q8KTX6
X	564	GLY	-	expression tag	UNP Q8KTX6
X	565	GLY	-	expression tag	UNP Q8KTX6
X	566	LEU	-	expression tag	UNP Q8KTX6
X	567	GLU	-	expression tag	UNP Q8KTX6
X	568	HIS	-	expression tag	UNP Q8KTX6
X	569	HIS	-	expression tag	UNP Q8KTX6
X	570	HIS	-	expression tag	UNP Q8KTX6
X	571	HIS	-	expression tag	UNP Q8KTX6
X	572	HIS	-	expression tag	UNP Q8KTX6
X	573	HIS	-	expression tag	UNP Q8KTX6

- Molecule 2 is MAGNESIUM ION (three-letter code: MG) (formula: Mg).

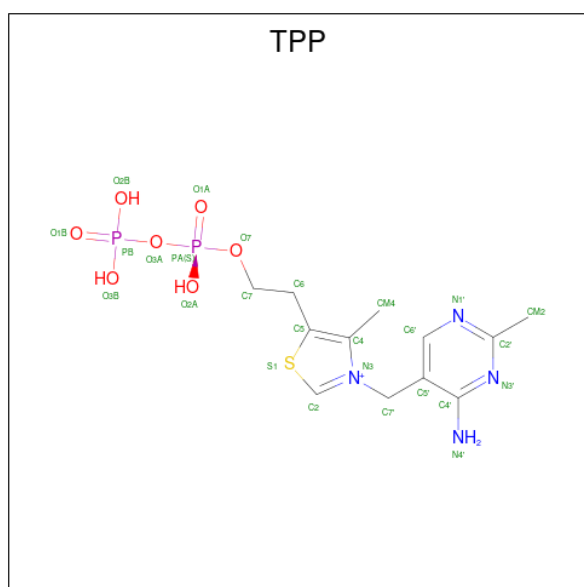
Mol	Chain	Residues	Atoms	ZeroOcc	AltConf
2	A	1	Total Mg 1 1	0	0
2	B	1	Total Mg 1 1	0	0
2	C	1	Total Mg 1 1	0	0
2	D	1	Total Mg 1 1	0	0
2	E	1	Total Mg 1 1	0	0
2	F	1	Total Mg 1 1	0	0
2	G	1	Total Mg 1 1	0	0
2	H	1	Total Mg 1 1	0	0
2	I	1	Total Mg 1 1	0	0
2	J	1	Total Mg 1 1	0	0
2	K	1	Total Mg 1 1	0	0
2	L	1	Total Mg 1 1	0	0
2	M	1	Total Mg 1 1	0	0

Continued on next page...

Continued from previous page...

Mol	Chain	Residues	Atoms	ZeroOcc	AltConf
2	N	1	Total Mg 1 1	0	0
2	O	1	Total Mg 1 1	0	0
2	P	1	Total Mg 1 1	0	0
2	Q	1	Total Mg 1 1	0	0
2	R	1	Total Mg 1 1	0	0
2	S	1	Total Mg 1 1	0	0
2	T	1	Total Mg 1 1	0	0
2	U	1	Total Mg 1 1	0	0
2	V	1	Total Mg 1 1	0	0
2	W	1	Total Mg 1 1	0	0
2	X	1	Total Mg 1 1	0	0

- Molecule 3 is THIAMINE DIPHOSPHATE (three-letter code: TPP) (formula: C₁₂H₁₉N₄O₇P₂S).



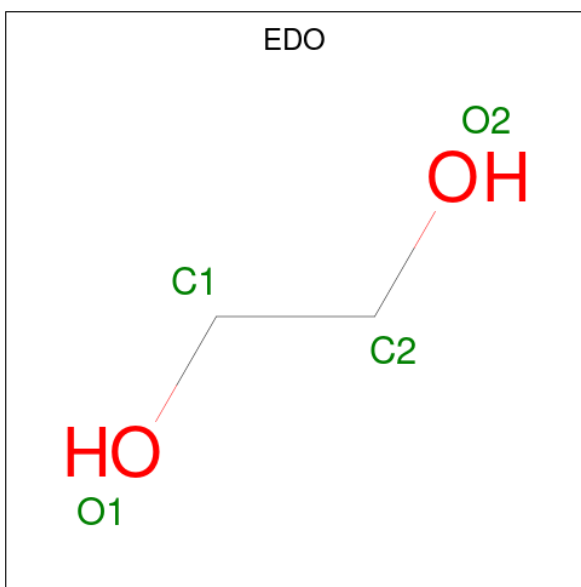
Mol	Chain	Residues	Atoms					ZeroOcc	AltConf	
3	A	1	Total	C	N	O	P	S	0	0
			26	12	4	7	2	1		
3	B	1	Total	C	N	O	P	S	0	0
			26	12	4	7	2	1		
3	C	1	Total	C	N	O	P	S	0	0
			26	12	4	7	2	1		
3	D	1	Total	C	N	O	P	S	0	0
			26	12	4	7	2	1		
3	E	1	Total	C	N	O	P	S	0	0
			26	12	4	7	2	1		
3	F	1	Total	C	N	O	P	S	0	0
			26	12	4	7	2	1		
3	G	1	Total	C	N	O	P	S	0	0
			26	12	4	7	2	1		
3	H	1	Total	C	N	O	P	S	0	0
			26	12	4	7	2	1		
3	I	1	Total	C	N	O	P	S	0	0
			26	12	4	7	2	1		
3	J	1	Total	C	N	O	P	S	0	0
			26	12	4	7	2	1		
3	K	1	Total	C	N	O	P	S	0	0
			26	12	4	7	2	1		
3	L	1	Total	C	N	O	P	S	0	0
			26	12	4	7	2	1		
3	M	1	Total	C	N	O	P	S	0	0
			26	12	4	7	2	1		
3	N	1	Total	C	N	O	P	S	0	0
			26	12	4	7	2	1		
3	O	1	Total	C	N	O	P	S	0	0
			26	12	4	7	2	1		
3	P	1	Total	C	N	O	P	S	0	0
			26	12	4	7	2	1		
3	Q	1	Total	C	N	O	P	S	0	0
			26	12	4	7	2	1		
3	R	1	Total	C	N	O	P	S	0	0
			26	12	4	7	2	1		
3	S	1	Total	C	N	O	P	S	0	0
			26	12	4	7	2	1		
3	T	1	Total	C	N	O	P	S	0	0
			26	12	4	7	2	1		
3	U	1	Total	C	N	O	P	S	0	0
			26	12	4	7	2	1		
3	V	1	Total	C	N	O	P	S	0	0
			26	12	4	7	2	1		

Continued on next page...

Continued from previous page...

Mol	Chain	Residues	Atoms					ZeroOcc	AltConf	
3	W	1	Total	C	N	O	P	S	0	0
			26	12	4	7	2	1		
3	X	1	Total	C	N	O	P	S	0	0
			26	12	4	7	2	1		

- Molecule 4 is 1,2-ETHANEDIOL (three-letter code: EDO) (formula: C₂H₆O₂).



Mol	Chain	Residues	Atoms		ZeroOcc	AltConf	
4	A	1	Total	C	O	0	0
			4	2	2		
4	F	1	Total	C	O	0	0
			4	2	2		
4	I	1	Total	C	O	0	0
			4	2	2		
4	N	1	Total	C	O	0	0
			4	2	2		
4	Q	1	Total	C	O	0	0
			4	2	2		
4	R	1	Total	C	O	0	0
			4	2	2		

- Molecule 5 is water.

Mol	Chain	Residues	Atoms		ZeroOcc	AltConf
5	A	139	Total	O	0	0
			139	139		

Continued on next page...

Continued from previous page...

Mol	Chain	Residues	Atoms		ZeroOcc	AltConf
5	B	157	Total 157	O 157	0	0
5	C	246	Total 246	O 246	0	0
5	D	199	Total 199	O 199	0	0
5	E	221	Total 221	O 221	0	0
5	F	275	Total 275	O 275	0	0
5	G	192	Total 192	O 192	0	0
5	H	150	Total 150	O 150	0	0
5	I	176	Total 176	O 176	0	0
5	J	217	Total 217	O 217	0	0
5	K	206	Total 206	O 206	0	0
5	L	200	Total 200	O 200	0	0
5	M	288	Total 288	O 288	0	0
5	N	269	Total 269	O 269	0	0
5	O	185	Total 185	O 185	0	0
5	P	212	Total 212	O 212	0	0
5	Q	149	Total 149	O 149	0	0
5	R	151	Total 151	O 151	0	0
5	S	184	Total 184	O 184	0	0
5	T	184	Total 184	O 184	0	0
5	U	81	Total 81	O 81	0	0
5	V	66	Total 66	O 66	0	0

Continued on next page...

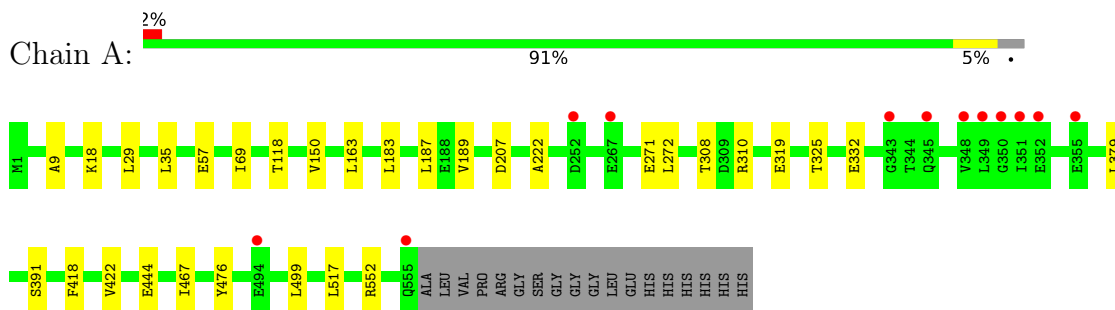
Continued from previous page...

Mol	Chain	Residues	Atoms		ZeroOcc	AltConf
5	W	55	Total 55	O 55	0	0
5	X	114	Total 114	O 114	0	0

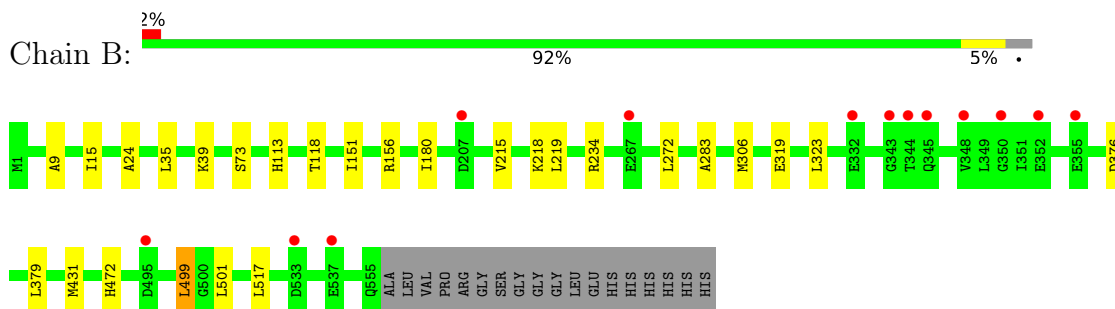
3 Residue-property plots

These plots are drawn for all protein, RNA, DNA and oligosaccharide chains in the entry. The first graphic for a chain summarises the proportions of the various outlier classes displayed in the second graphic. The second graphic shows the sequence view annotated by issues in geometry and electron density. Residues are color-coded according to the number of geometric quality criteria for which they contain at least one outlier: green = 0, yellow = 1, orange = 2 and red = 3 or more. A red dot above a residue indicates a poor fit to the electron density ($RSRZ > 2$). Stretches of 2 or more consecutive residues without any outlier are shown as a green connector. Residues present in the sample, but not in the model, are shown in grey.

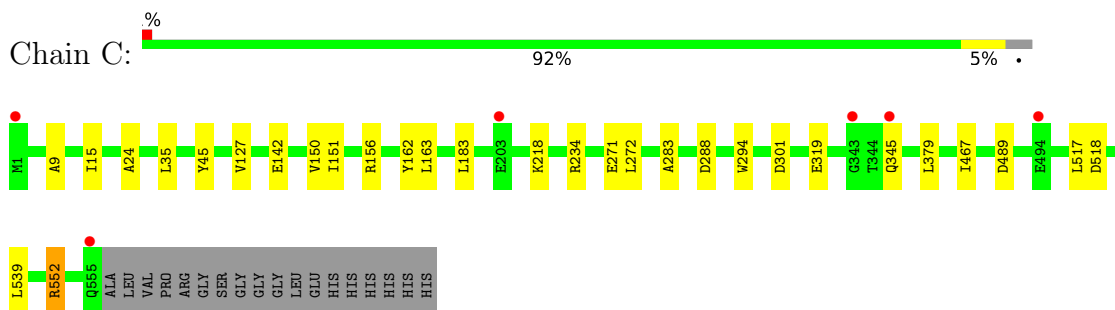
- Molecule 1: Pyruvate decarboxylase



- Molecule 1: Pyruvate decarboxylase

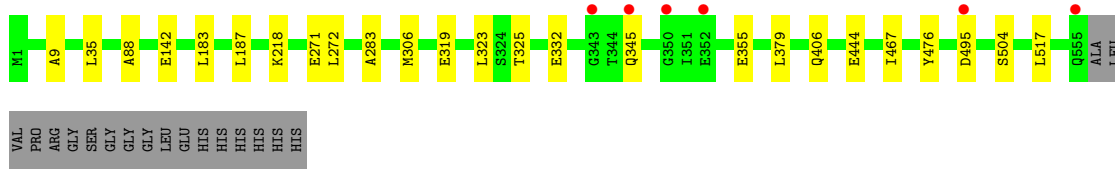


- Molecule 1: Pyruvate decarboxylase

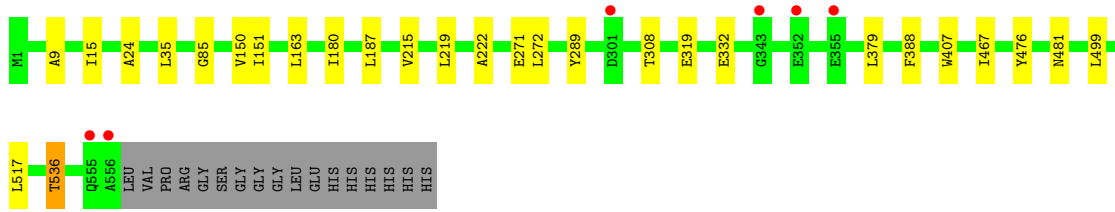
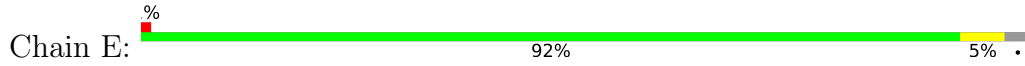


- Molecule 1: Pyruvate decarboxylase

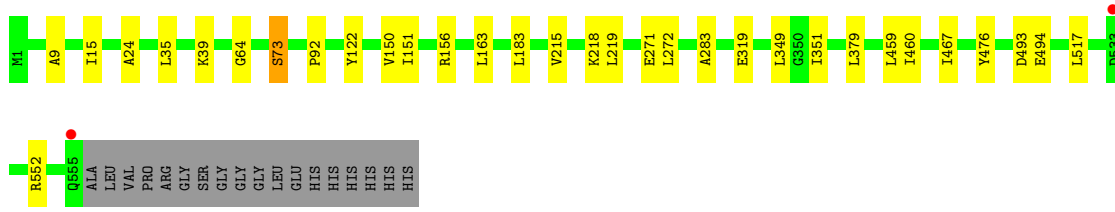
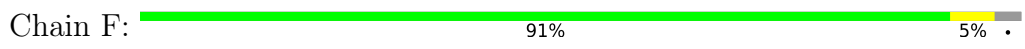




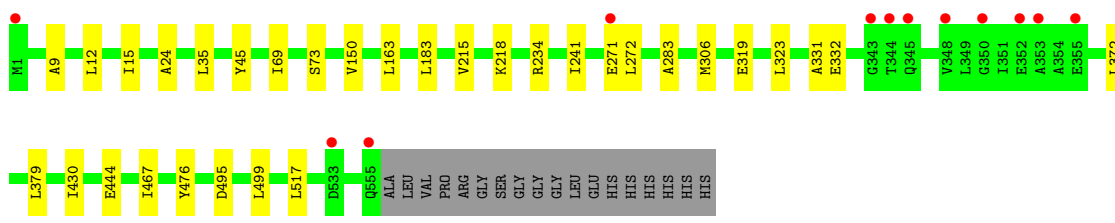
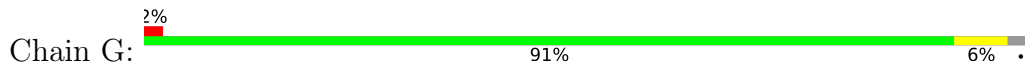
• Molecule 1: Pyruvate decarboxylase



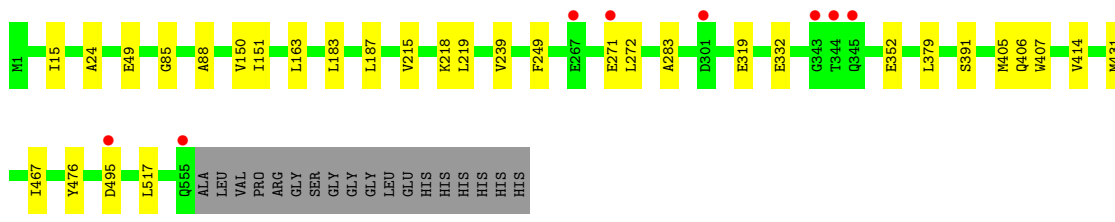
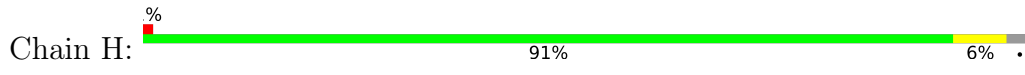
• Molecule 1: Pyruvate decarboxylase



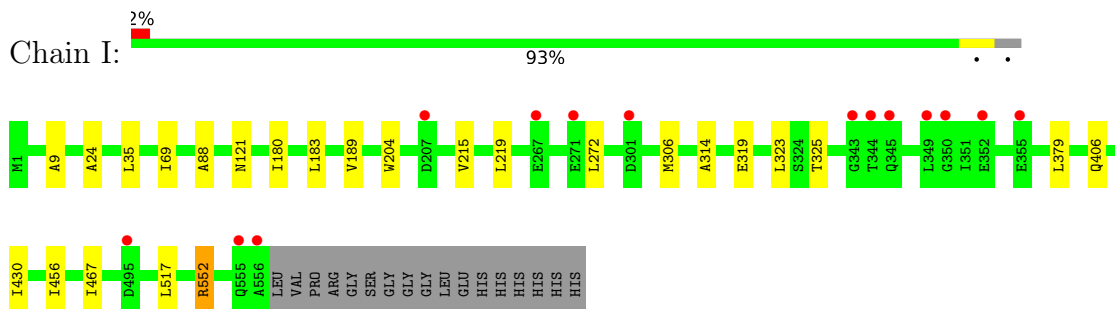
• Molecule 1: Pyruvate decarboxylase



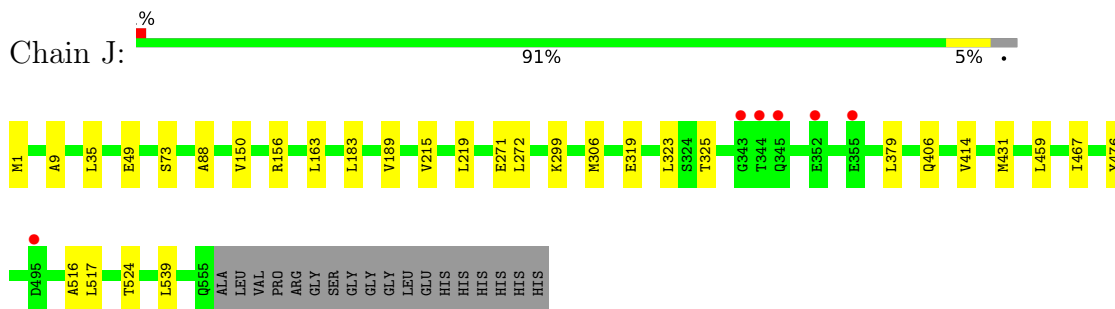
• Molecule 1: Pyruvate decarboxylase



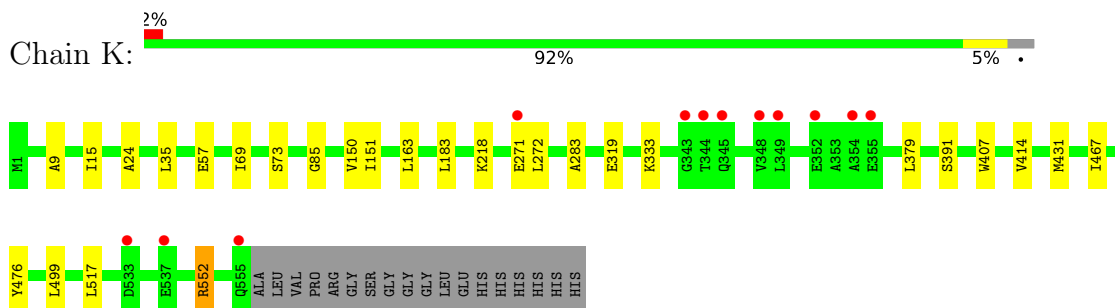
- Molecule 1: Pyruvate decarboxylase



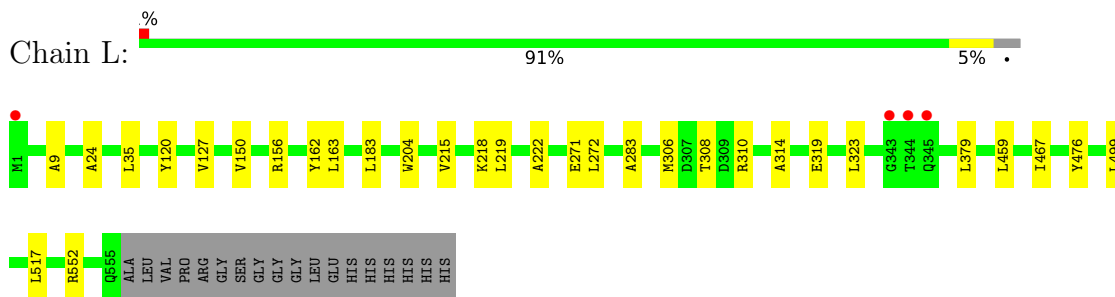
- Molecule 1: Pyruvate decarboxylase



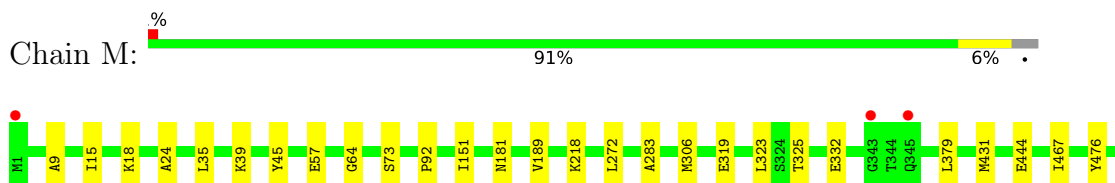
- Molecule 1: Pyruvate decarboxylase

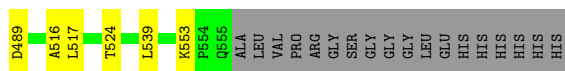


- Molecule 1: Pyruvate decarboxylase




- Molecule 1: Pyruvate decarboxylase

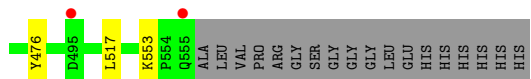





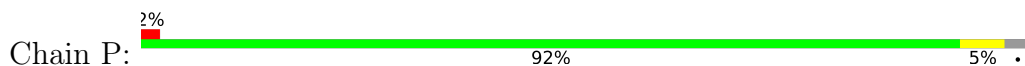
● Molecule 1: Pyruvate decarboxylase




● Molecule 1: Pyruvate decarboxylase



● Molecule 1: Pyruvate decarboxylase

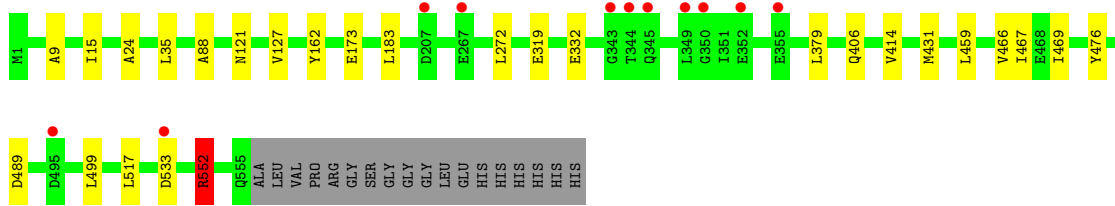


● Molecule 1: Pyruvate decarboxylase

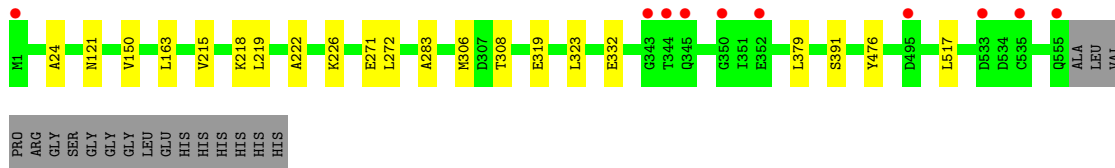


● Molecule 1: Pyruvate decarboxylase

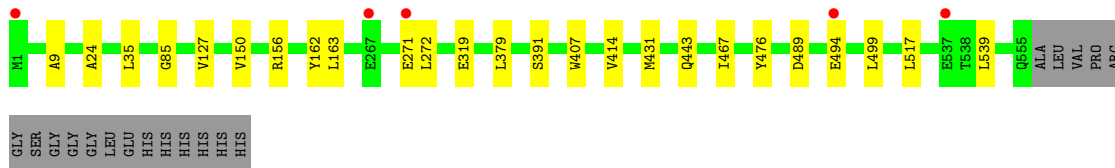




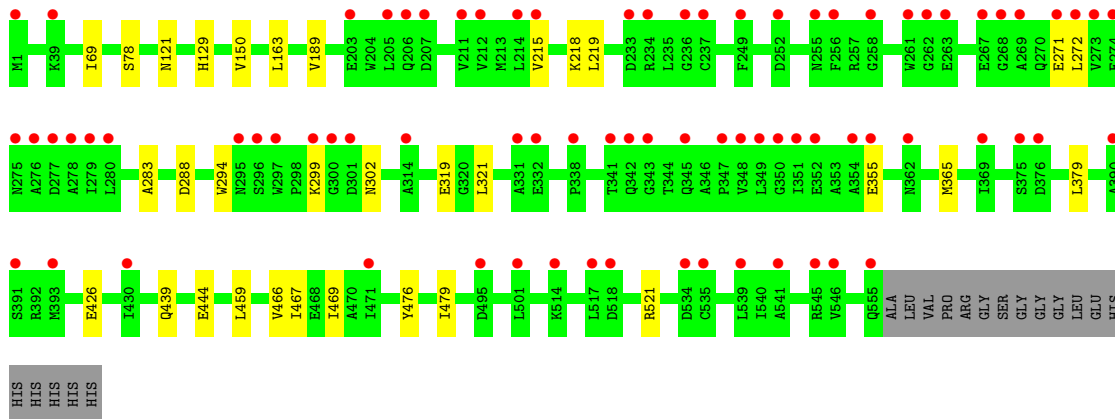
• Molecule 1: Pyruvate decarboxylase



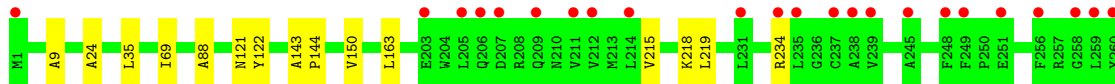
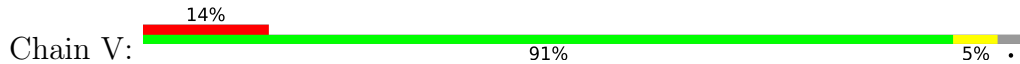
• Molecule 1: Pyruvate decarboxylase

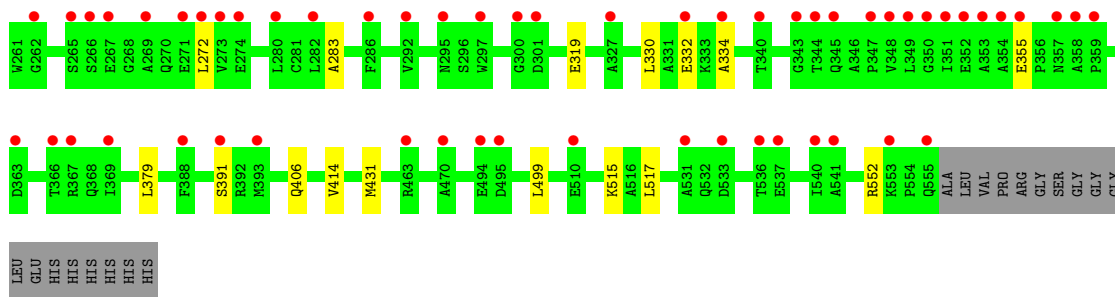


• Molecule 1: Pyruvate decarboxylase

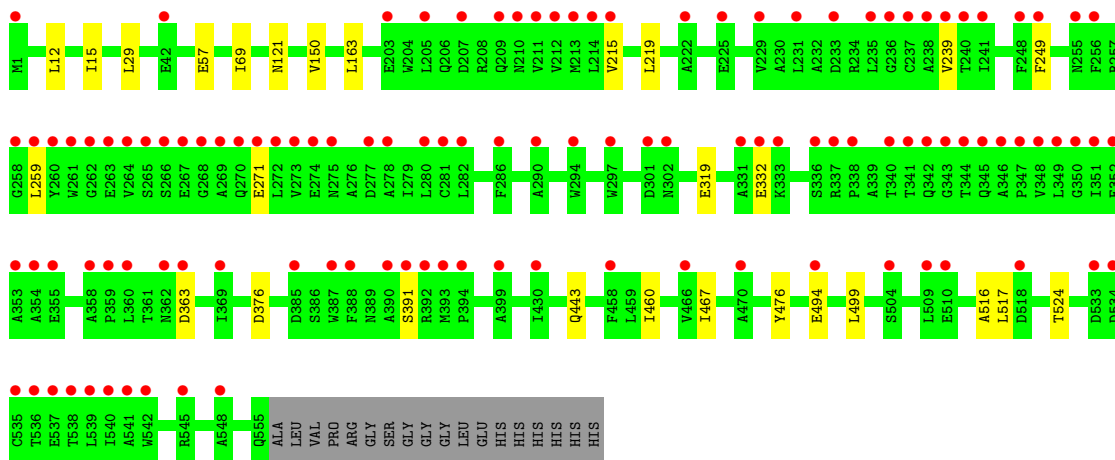


• Molecule 1: Pyruvate decarboxylase

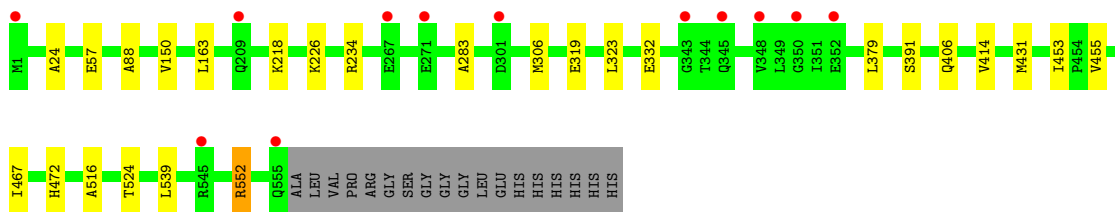
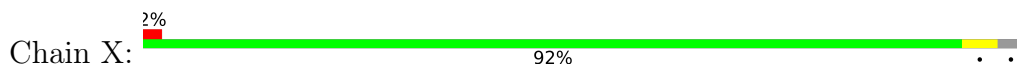




• Molecule 1: Pyruvate decarboxylase



• Molecule 1: Pyruvate decarboxylase



4 Data and refinement statistics

Property	Value	Source
Space group	P 1 21 1	Depositor
Cell constants a, b, c, α , β , γ	204.56Å 177.39Å 244.55Å 90.00° 112.94° 90.00°	Depositor
Resolution (Å)	75.40 – 2.15 75.47 – 2.15	Depositor EDS
% Data completeness (in resolution range)	98.8 (75.40-2.15) 98.8 (75.47-2.15)	Depositor EDS
R_{merge}	0.16	Depositor
R_{sym}	(Not available)	Depositor
$\langle I/\sigma(I) \rangle$ ¹	2.13 (at 2.14Å)	Xtrriage
Refinement program	REFMAC 5.8.0103	Depositor
R, R_{free}	0.186 , 0.220 0.191 , 0.222	Depositor DCC
R_{free} test set	42940 reflections (5.01%)	wwPDB-VP
Wilson B-factor (Å ²)	22.8	Xtrriage
Anisotropy	0.163	Xtrriage
Bulk solvent k_{sol} (e/Å ³), B_{sol} (Å ²)	0.34 , 32.1	EDS
L-test for twinning ²	$\langle L \rangle = 0.48$, $\langle L^2 \rangle = 0.32$	Xtrriage
Estimated twinning fraction	0.014 for h,-k,-h-l	Xtrriage
F_o, F_c correlation	0.94	EDS
Total number of atoms	107004	wwPDB-VP
Average B, all atoms (Å ²)	26.0	wwPDB-VP

Xtrriage's analysis on translational NCS is as follows: *The largest off-origin peak in the Patterson function is 10.54% of the height of the origin peak. No significant pseudotranslation is detected.*

¹Intensities estimated from amplitudes.

²Theoretical values of $\langle |L| \rangle$, $\langle L^2 \rangle$ for acentric reflections are 0.5, 0.333 respectively for untwinned datasets, and 0.375, 0.2 for perfectly twinned datasets.

5 Model quality i

5.1 Standard geometry i

Bond lengths and bond angles in the following residue types are not validated in this section: EDO, TPP, MG

The Z score for a bond length (or angle) is the number of standard deviations the observed value is removed from the expected value. A bond length (or angle) with $|Z| > 5$ is considered an outlier worth inspection. RMSZ is the root-mean-square of all Z scores of the bond lengths (or angles).

Mol	Chain	Bond lengths		Bond angles	
		RMSZ	# Z >5	RMSZ	# Z >5
1	A	0.43	0/4334	0.65	2/5898 (0.0%)
1	B	0.43	0/4321	0.64	1/5882 (0.0%)
1	C	0.43	0/4344	0.67	3/5911 (0.1%)
1	D	0.44	0/4329	0.66	0/5893
1	E	0.45	0/4327	0.67	0/5888
1	F	0.45	0/4369	0.68	1/5945 (0.0%)
1	G	0.43	0/4350	0.65	0/5921
1	H	0.44	0/4336	0.64	0/5901
1	I	0.42	0/4342	0.67	2/5908 (0.0%)
1	J	0.43	0/4322	0.67	1/5883 (0.0%)
1	K	0.44	0/4350	0.64	0/5920
1	L	0.44	0/4368	0.65	2/5945 (0.0%)
1	M	0.44	0/4346	0.68	0/5916
1	N	0.45	0/4349	0.68	1/5919 (0.0%)
1	O	0.43	0/4313	0.65	0/5870
1	P	0.44	0/4348	0.67	0/5917
1	Q	0.43	0/4330	0.65	0/5894
1	R	0.42	0/4354	0.66	1/5927 (0.0%)
1	S	0.42	0/4305	0.65	0/5860
1	T	0.43	0/4322	0.65	1/5883 (0.0%)
1	U	0.42	0/4323	0.62	0/5884
1	V	0.41	0/4322	0.61	0/5883
1	W	0.43	0/4314	0.61	0/5872
1	X	0.41	0/4312	0.63	0/5870
All	All	0.43	0/104030	0.65	15/141590 (0.0%)

Chiral center outliers are detected by calculating the chiral volume of a chiral center and verifying if the center is modelled as a planar moiety or with the opposite hand. A planarity outlier is detected by checking planarity of atoms in a peptide group, atoms in a mainchain group or atoms of a sidechain that are expected to be planar.

Mol	Chain	#Chirality outliers	#Planarity outliers
1	T	0	1

There are no bond length outliers.

All (15) bond angle outliers are listed below:

Mol	Chain	Res	Type	Atoms	Z	Observed(°)	Ideal(°)
1	I	552	ARG	NE-CZ-NH1	-7.24	116.68	120.30
1	I	552	ARG	NE-CZ-NH2	7.12	123.86	120.30
1	C	552	ARG	NE-CZ-NH2	6.50	123.55	120.30
1	C	552	ARG	NE-CZ-NH1	-5.64	117.48	120.30
1	A	310	ARG	NE-CZ-NH1	5.59	123.10	120.30
1	B	156	ARG	NE-CZ-NH1	5.59	123.09	120.30
1	J	156	ARG	NE-CZ-NH1	5.43	123.01	120.30
1	T	156	ARG	NE-CZ-NH1	5.32	122.96	120.30
1	C	156	ARG	NE-CZ-NH1	5.26	122.93	120.30
1	A	310	ARG	NE-CZ-NH2	-5.18	117.71	120.30
1	N	400	ARG	NE-CZ-NH1	5.15	122.88	120.30
1	R	552	ARG	NE-CZ-NH2	5.15	122.87	120.30
1	L	310	ARG	NE-CZ-NH1	5.14	122.87	120.30
1	L	156	ARG	NE-CZ-NH1	5.06	122.83	120.30
1	F	156	ARG	NE-CZ-NH1	5.03	122.81	120.30

There are no chirality outliers.

All (1) planarity outliers are listed below:

Mol	Chain	Res	Type	Group
1	T	494	GLU	Peptide

5.2 Too-close contacts [\(i\)](#)

In the following table, the Non-H and H(model) columns list the number of non-hydrogen atoms and hydrogen atoms in the chain respectively. The H(added) column lists the number of hydrogen atoms added and optimized by MolProbity. The Clashes column lists the number of clashes within the asymmetric unit, whereas Symm-Clashes lists symmetry-related clashes.

Mol	Chain	Non-H	H(model)	H(added)	Clashes	Symm-Clashes
1	A	4250	0	4149	11	0
1	B	4237	0	4138	11	0
1	C	4260	0	4161	16	0
1	D	4245	0	4141	12	0
1	E	4244	0	4141	17	0

Continued on next page...

Continued from previous page...

Mol	Chain	Non-H	H(model)	H(added)	Clashes	Symm-Clashes
1	F	4285	0	4179	14	0
1	G	4266	0	4163	14	0
1	H	4252	0	4148	18	0
1	I	4259	0	4151	11	0
1	J	4238	0	4135	13	0
1	K	4266	0	4157	13	0
1	L	4284	0	4176	12	0
1	M	4262	0	4158	15	0
1	N	4265	0	4155	13	0
1	O	4229	0	4129	11	0
1	P	4264	0	4157	11	0
1	Q	4246	0	4143	8	0
1	R	4270	0	4154	12	0
1	S	4221	0	4127	7	0
1	T	4238	0	4135	10	0
1	U	4239	0	4137	13	0
1	V	4238	0	4135	15	0
1	W	4230	0	4132	10	0
1	X	4228	0	4133	13	0
2	A	1	0	0	0	0
2	B	1	0	0	0	0
2	C	1	0	0	0	0
2	D	1	0	0	0	0
2	E	1	0	0	0	0
2	F	1	0	0	0	0
2	G	1	0	0	0	0
2	H	1	0	0	0	0
2	I	1	0	0	0	0
2	J	1	0	0	0	0
2	K	1	0	0	0	0
2	L	1	0	0	0	0
2	M	1	0	0	0	0
2	N	1	0	0	0	0
2	O	1	0	0	0	0
2	P	1	0	0	0	0
2	Q	1	0	0	0	0
2	R	1	0	0	0	0
2	S	1	0	0	0	0
2	T	1	0	0	0	0
2	U	1	0	0	0	0
2	V	1	0	0	0	0
2	W	1	0	0	0	0

Continued on next page...

Continued from previous page...

Mol	Chain	Non-H	H(model)	H(added)	Clashes	Symm-Clashes
2	X	1	0	0	0	0
3	A	26	0	16	1	0
3	B	26	0	16	0	0
3	C	26	0	16	2	0
3	D	26	0	16	2	0
3	E	26	0	16	4	0
3	F	26	0	16	1	0
3	G	26	0	16	3	0
3	H	26	0	16	2	0
3	I	26	0	16	2	0
3	J	26	0	16	2	0
3	K	26	0	16	2	0
3	L	26	0	16	2	0
3	M	26	0	16	2	0
3	N	26	0	16	2	0
3	O	26	0	16	2	0
3	P	26	0	16	2	0
3	Q	26	0	16	2	0
3	R	26	0	16	2	0
3	S	26	0	16	0	0
3	T	26	0	16	1	0
3	U	26	0	16	1	0
3	V	26	0	16	0	0
3	W	26	0	16	1	0
3	X	26	0	16	2	0
4	A	4	0	6	0	0
4	F	4	0	6	2	0
4	I	4	0	6	0	0
4	N	4	0	6	0	0
4	Q	4	0	6	0	0
4	R	4	0	6	0	0
5	A	139	0	0	0	0
5	B	157	0	0	0	0
5	C	246	0	0	2	0
5	D	199	0	0	1	0
5	E	221	0	0	0	0
5	F	275	0	0	0	0
5	G	192	0	0	0	0
5	H	150	0	0	1	0
5	I	176	0	0	0	0
5	J	217	0	0	0	0
5	K	206	0	0	1	0

Continued on next page...

Continued from previous page...

Mol	Chain	Non-H	H(model)	H(added)	Clashes	Symm-Clashes
5	L	200	0	0	0	0
5	M	288	0	0	0	0
5	N	269	0	0	0	0
5	O	185	0	0	0	0
5	P	212	0	0	0	0
5	Q	149	0	0	0	0
5	R	151	0	0	1	0
5	S	184	0	0	0	0
5	T	184	0	0	0	0
5	U	81	0	0	0	0
5	V	66	0	0	1	0
5	W	55	0	0	0	0
5	X	114	0	0	1	0
All	All	107004	0	99954	269	0

The all-atom clashscore is defined as the number of clashes found per 1000 atoms (including hydrogen atoms). The all-atom clashscore for this structure is 1.

All (269) close contacts within the same asymmetric unit are listed below, sorted by their clash magnitude.

Atom-1	Atom-2	Interatomic distance (Å)	Clash overlap (Å)
1:A:9:ALA:HB2	1:A:35:LEU:HD23	1.70	0.73
1:C:9:ALA:HB2	1:C:35:LEU:HD23	1.72	0.70
1:F:9:ALA:HB2	1:F:35:LEU:HD23	1.77	0.67
1:X:414:VAL:HG22	1:X:431:MET:HE1	1.77	0.66
1:W:215:VAL:HG13	1:W:219:LEU:HD22	1.80	0.64
1:K:467:ILE:HG21	3:K:602:TPP:S1	2.39	0.62
1:U:215:VAL:HG13	1:U:219:LEU:HD22	1.80	0.62
1:H:150:VAL:HG21	1:H:163:LEU:HG	1.82	0.62
3:E:602:TPP:H2	4:F:601:EDO:O2	2.00	0.61
1:J:150:VAL:HG21	1:J:163:LEU:HG	1.81	0.61
1:R:552:ARG:NH1	5:R:701:HOH:O	2.33	0.61
1:V:150:VAL:HG21	1:V:163:LEU:HG	1.83	0.61
1:B:9:ALA:HB2	1:B:35:LEU:HD23	1.82	0.61
1:M:189:VAL:HG11	1:M:325[A]:THR:HG21	1.84	0.59
1:K:150:VAL:HG21	1:K:163:LEU:HG	1.85	0.59
1:E:187:LEU:HD23	1:H:187:LEU:HD23	1.84	0.58
1:T:150:VAL:HG21	1:T:163:LEU:HG	1.85	0.58
1:M:9:ALA:HB2	1:M:35:LEU:HD23	1.84	0.58
1:C:234[B]:ARG:NH2	5:C:702:HOH:O	2.35	0.58
1:N:467:ILE:HG21	3:N:602:TPP:S1	2.44	0.58

Continued on next page...

Continued from previous page...

Atom-1	Atom-2	Interatomic distance (Å)	Clash overlap (Å)
1:T:414:VAL:HG22	1:T:431:MET:HE1	1.84	0.58
1:N:150:VAL:HG21	1:N:163:LEU:HG	1.85	0.57
1:S:215:VAL:HG13	1:S:219:LEU:HD22	1.87	0.57
1:R:9:ALA:HB2	1:R:35:LEU:HD23	1.88	0.56
1:J:467:ILE:CG2	3:J:602:TPP:S1	2.94	0.56
1:L:9:ALA:HB2	1:L:35:LEU:HD23	1.87	0.56
1:C:552:ARG:NH1	5:C:701:HOH:O	2.29	0.56
1:P:467:ILE:HG21	3:P:602:TPP:S1	2.46	0.56
1:V:215:VAL:HG13	1:V:219:LEU:HD22	1.87	0.56
1:K:9:ALA:HB2	1:K:35:LEU:HD23	1.87	0.56
1:O:150:VAL:HG21	1:O:163:LEU:HG	1.88	0.56
1:C:518:ASP:O	1:M:18:LYS:NZ	2.39	0.55
1:V:234:ARG:NH1	5:V:701:HOH:O	2.25	0.55
1:S:150:VAL:HG21	1:S:163:LEU:HG	1.89	0.55
1:N:9:ALA:HB2	1:N:35:LEU:HD23	1.89	0.54
1:I:9:ALA:HB2	1:I:35:LEU:HD23	1.90	0.54
1:S:24:ALA:HB2	1:T:476:TYR:HB2	1.89	0.54
1:J:9:ALA:HB2	1:J:35:LEU:HD23	1.90	0.54
1:K:467:ILE:CG2	3:K:602:TPP:S1	2.96	0.54
1:N:467:ILE:CG2	3:N:602:TPP:S1	2.96	0.54
1:F:150:VAL:HG21	1:F:163:LEU:HG	1.91	0.53
1:Q:215:VAL:HG13	1:Q:219:LEU:HD22	1.90	0.53
1:U:150:VAL:HG21	1:U:163:LEU:HG	1.89	0.53
1:V:355[A]:GLU:OE1	1:V:355[A]:GLU:N	2.26	0.53
1:A:150:VAL:HG21	1:A:163:LEU:HG	1.91	0.53
1:C:467:ILE:HG21	3:C:602:TPP:S1	2.49	0.53
1:E:9:ALA:HB2	1:E:35:LEU:HD23	1.90	0.53
1:W:150:VAL:HG21	1:W:163:LEU:HG	1.91	0.53
1:H:215:VAL:HG13	1:H:219:LEU:HD22	1.90	0.53
1:C:150:VAL:HG21	1:C:163:LEU:HG	1.89	0.53
1:E:388:PHE:HB3	1:E:536:THR:HG21	1.91	0.53
1:K:552[A]:ARG:NH1	5:K:701:HOH:O	2.42	0.53
1:H:467:ILE:HG21	3:H:602:TPP:S1	2.49	0.52
1:U:439:GLN:NE2	1:U:479:ILE:HD12	2.23	0.52
1:R:414:VAL:HG22	1:R:431:MET:HE1	1.90	0.52
1:R:467:ILE:HG21	3:R:602:TPP:S1	2.50	0.52
1:J:414:VAL:HG22	1:J:431:MET:HE1	1.91	0.52
1:F:15:ILE:HD11	1:F:151:ILE:HG23	1.91	0.52
1:F:73:SER:HG	1:F:122:TYR:HH	1.58	0.52
1:O:414:VAL:HG22	1:O:431:MET:HE1	1.91	0.51
1:U:218:LYS:HB2	1:U:283:ALA:HB1	1.92	0.51

Continued on next page...

Continued from previous page...

Atom-1	Atom-2	Interatomic distance (Å)	Clash overlap (Å)
1:X:552:ARG:NH1	5:X:702:HOH:O	2.44	0.51
1:N:218:LYS:HB2	1:N:283:ALA:HB1	1.92	0.51
1:M:467:ILE:HG21	3:M:602:TPP:S1	2.50	0.51
1:E:467:ILE:HG21	3:E:602:TPP:S1	2.51	0.50
1:G:218:LYS:HB2	1:G:283:ALA:HB1	1.93	0.50
1:R:467:ILE:CG2	3:R:602:TPP:S1	3.00	0.50
1:L:306:MET:HB3	1:L:323:LEU:HD13	1.93	0.50
1:F:218:LYS:HB2	1:F:283:ALA:HB1	1.93	0.50
1:M:467:ILE:CG2	3:M:602:TPP:S1	2.99	0.50
1:E:24:ALA:HB2	1:F:476:TYR:HB2	1.93	0.50
1:P:467:ILE:CG2	3:P:602:TPP:S1	2.99	0.50
1:V:88:ALA:HB1	1:V:406:GLN:HG3	1.92	0.50
1:B:15:ILE:HD11	1:B:151:ILE:HG23	1.94	0.50
1:P:215:VAL:HG13	1:P:219:LEU:HD22	1.93	0.50
1:U:69:ILE:N	1:U:69:ILE:HD12	2.26	0.49
1:E:15:ILE:HD11	1:E:151:ILE:HG23	1.93	0.49
1:H:218:LYS:HB2	1:H:283:ALA:HB1	1.94	0.49
1:S:476:TYR:HB2	1:T:24:ALA:HB2	1.95	0.49
1:X:516:ALA:HB2	1:X:524:THR:HG21	1.94	0.49
1:P:15:ILE:HD11	1:P:151:ILE:HG23	1.93	0.49
1:J:467:ILE:HG21	3:J:602:TPP:S1	2.53	0.49
1:B:499:LEU:HD22	1:B:501:LEU:HD21	1.95	0.49
1:A:69:ILE:HD12	1:A:69:ILE:N	2.27	0.49
1:R:489[B]:ASP:OD1	1:R:489[B]:ASP:N	2.45	0.49
1:M:15:ILE:HD11	1:M:151:ILE:HG23	1.95	0.49
1:O:467:ILE:CG2	3:O:602:TPP:S1	3.01	0.49
1:S:218:LYS:HB2	1:S:283:ALA:HB1	1.94	0.48
1:C:24:ALA:HB2	1:D:476:TYR:HB2	1.96	0.48
1:E:289:TYR:OH	4:F:601:EDO:H22	2.14	0.48
1:J:189:VAL:HG11	1:J:325:THR:HG21	1.96	0.48
1:V:218:LYS:HB2	1:V:283:ALA:HB1	1.95	0.48
1:D:467:ILE:HG21	3:D:602:TPP:S1	2.54	0.48
1:I:215:VAL:HG13	1:I:219:LEU:HD22	1.94	0.47
1:L:215:VAL:HG13	1:L:219:LEU:HD22	1.94	0.47
1:C:467:ILE:CG2	3:C:602:TPP:S1	3.02	0.47
1:G:69:ILE:N	1:G:69:ILE:HD12	2.30	0.47
1:H:467:ILE:CG2	3:H:602:TPP:S1	3.02	0.47
1:I:24:ALA:HB2	1:J:476:TYR:HB2	1.95	0.47
1:N:516:ALA:HB2	1:N:524:THR:HG21	1.96	0.47
1:K:218:LYS:HB2	1:K:283:ALA:HB1	1.96	0.47
1:E:222:ALA:HB2	1:E:308:THR:HG22	1.96	0.47

Continued on next page...

Continued from previous page...

Atom-1	Atom-2	Interatomic distance (Å)	Clash overlap (Å)
1:T:9:ALA:HB2	1:T:35:LEU:HD23	1.97	0.47
1:L:218:LYS:HB2	1:L:283:ALA:HB1	1.97	0.46
1:V:69:ILE:N	1:V:69:ILE:HD12	2.31	0.46
1:B:306:MET:HB3	1:B:323:LEU:HD13	1.97	0.46
1:E:215:VAL:HG13	1:E:219:LEU:HD22	1.98	0.46
1:H:85:GLY:HA2	1:H:407:TRP:CG	2.51	0.46
1:D:355[A]:GLU:H	1:D:355[A]:GLU:CD	2.17	0.46
1:G:150:VAL:HG21	1:G:163:LEU:HG	1.98	0.46
1:H:15:ILE:HD11	1:H:151:ILE:HG23	1.96	0.46
1:F:64:GLY:O	1:F:92:PRO:HG2	2.16	0.46
1:C:218:LYS:HB2	1:C:283:ALA:HB1	1.98	0.46
1:G:45:TYR:CE1	1:H:476:TYR:HB3	2.50	0.46
1:V:414:VAL:HG22	1:V:431:MET:HE1	1.98	0.46
1:G:372:LEU:HB3	1:G:430[B]:ILE:HD11	1.97	0.46
1:W:516:ALA:HB2	1:W:524:THR:HG21	1.98	0.46
1:A:222:ALA:HB2	1:A:308:THR:HG22	1.98	0.46
1:E:388:PHE:CB	1:E:536:THR:HG21	2.45	0.46
1:F:349:LEU:HD11	1:F:351:ILE:HD12	1.98	0.46
1:O:431:MET:HE2	1:O:433:VAL:HB	1.97	0.46
1:E:467:ILE:CG2	3:E:602:TPP:S1	3.05	0.45
1:G:24:ALA:HB2	1:H:476:TYR:HB2	1.97	0.45
1:L:467:ILE:CG2	3:L:602:TPP:S1	3.04	0.45
1:R:127:VAL:HG11	1:R:162:TYR:CG	2.51	0.45
1:X:218:LYS:HB2	1:X:283:ALA:HB1	1.97	0.45
1:J:215:VAL:HG13	1:J:219:LEU:HD22	1.99	0.45
1:K:15:ILE:HD11	1:K:151:ILE:HG23	1.98	0.45
1:S:306:MET:HB3	1:S:323:LEU:HD13	1.99	0.45
1:W:69:ILE:HD12	1:W:69:ILE:N	2.31	0.45
1:D:467:ILE:CG2	3:D:602:TPP:S1	3.05	0.45
1:U:466:VAL:HA	1:U:469:ILE:HD12	1.98	0.45
1:V:9:ALA:HB2	1:V:35:LEU:HD23	1.99	0.45
1:G:306:MET:HB3	1:G:323:LEU:HD13	1.99	0.45
1:J:306:MET:HB3	1:J:323:LEU:HD13	1.99	0.45
1:L:150:VAL:HG21	1:L:163:LEU:HG	2.00	0.44
1:O:467:ILE:HG21	3:O:602:TPP:S1	2.57	0.44
1:V:143:ALA:HB3	1:V:144:PRO:HD3	1.99	0.44
1:X:467:ILE:HG21	3:X:602:TPP:S1	2.57	0.44
1:G:467:ILE:HG21	3:G:602:TPP:S1	2.58	0.44
1:M:476:TYR:HB2	1:N:24:ALA:HB2	1.99	0.44
1:V:330:LEU:O	1:V:334:ALA:HB2	2.18	0.44
1:W:29:LEU:HD13	1:X:472:HIS:HB3	1.99	0.44

Continued on next page...

Continued from previous page...

Atom-1	Atom-2	Interatomic distance (Å)	Clash overlap (Å)
1:G:467:ILE:CG2	3:G:602:TPP:S1	3.05	0.44
1:C:15:ILE:O	1:C:15:ILE:HG22	2.17	0.44
1:H:88:ALA:HB1	1:H:406:GLN:HG3	2.00	0.44
1:M:306:MET:HB3	1:M:323:LEU:HD13	2.00	0.44
1:U:467:ILE:HG21	3:U:602:TPP:S1	2.57	0.44
1:Q:467:ILE:HG21	3:Q:602:TPP:S1	2.58	0.44
1:R:88:ALA:HB1	1:R:406:GLN:HG3	1.98	0.44
1:X:306:MET:HB3	1:X:323:LEU:HD13	1.98	0.44
1:M:24:ALA:HB2	1:N:476:TYR:HB2	1.99	0.44
1:Q:141[A]:GLU:CD	1:Q:141[A]:GLU:H	2.21	0.44
1:E:85:GLY:HA2	1:E:407:TRP:CG	2.53	0.44
1:Q:476:TYR:HB2	1:R:24:ALA:HB2	1.98	0.44
1:U:288:ASP:HB3	1:U:294:TRP:CZ2	2.53	0.44
1:O:476:TYR:HB2	1:P:24:ALA:HB2	2.00	0.43
1:T:467:ILE:CG2	3:T:602:TPP:S1	3.07	0.43
1:W:12:LEU:HA	1:W:15:ILE:HD12	2.00	0.43
1:W:476:TYR:HB2	1:X:24:ALA:HB2	2.00	0.43
1:E:180:ILE:HD12	1:E:180:ILE:O	2.18	0.43
1:D:325[A]:THR:HG23	5:D:806:HOH:O	2.18	0.43
1:K:69:ILE:HD12	1:K:69:ILE:N	2.33	0.43
1:U:189:VAL:HG13	1:U:321:LEU:HA	2.01	0.43
1:W:239:VAL:HG11	1:W:249:PHE:CE2	2.54	0.43
1:C:467:ILE:HG13	1:C:539:LEU:HD11	1.99	0.43
1:V:414:VAL:HG22	1:V:431:MET:CE	2.49	0.43
1:A:418:PHE:O	1:A:422:VAL:HG23	2.19	0.43
1:D:306:MET:HB3	1:D:323:LEU:HD13	2.01	0.43
1:X:453:ILE:HG22	1:X:455:VAL:HG23	2.00	0.43
1:A:476:TYR:HB2	1:B:24:ALA:HB2	2.01	0.43
1:B:73:SER:HB2	1:B:113:HIS:O	2.19	0.43
1:B:215:VAL:HG13	1:B:219:LEU:HD22	2.00	0.43
1:B:218:LYS:HB2	1:B:283:ALA:HB1	2.01	0.43
1:I:430:ILE:CD1	1:I:456:ILE:HD12	2.49	0.43
1:N:251:GLU:HG3	1:N:256:PHE:CE2	2.54	0.43
1:S:222:ALA:HB2	1:S:308:THR:HG22	1.99	0.43
1:T:127:VAL:HG11	1:T:162:TYR:CG	2.54	0.43
1:A:189:VAL:HG11	1:A:325:THR:HG21	2.01	0.43
1:B:180:ILE:HD12	1:B:180:ILE:O	2.19	0.43
1:G:476:TYR:HB2	1:H:24:ALA:HB2	2.01	0.43
1:P:306:MET:HB3	1:P:323:LEU:HD13	2.00	0.43
1:T:414:VAL:HG22	1:T:431:MET:CE	2.47	0.43
1:V:355[A]:GLU:H	1:V:355[A]:GLU:CD	2.11	0.43

Continued on next page...

Continued from previous page...

Atom-1	Atom-2	Interatomic distance (Å)	Clash overlap (Å)
1:F:215:VAL:HG13	1:F:219:LEU:HD22	2.01	0.42
1:L:222:ALA:HB2	1:L:308:THR:HG22	2.01	0.42
1:D:9:ALA:HB2	1:D:35:LEU:HD23	2.01	0.42
1:D:88:ALA:HB1	1:D:406:GLN:HG3	2.00	0.42
1:G:9:ALA:HB2	1:G:35:LEU:HD23	2.01	0.42
1:K:476:TYR:HB2	1:L:24:ALA:HB2	2.00	0.42
1:M:64:GLY:O	1:M:92:PRO:HG2	2.19	0.42
1:M:218:LYS:HB2	1:M:283:ALA:HB1	2.00	0.42
1:P:516:ALA:HB2	1:P:524:THR:HG21	2.01	0.42
1:C:288:ASP:HB3	1:C:294:TRP:CZ2	2.55	0.42
1:A:29:LEU:HD13	1:B:472:HIS:HB3	2.00	0.42
1:L:467:ILE:HG21	3:L:602:TPP:S1	2.60	0.42
1:F:15:ILE:HD11	1:F:151:ILE:CG2	2.49	0.42
1:I:189:VAL:HG11	1:I:325[A]:THR:HG21	2.02	0.42
1:K:24:ALA:HB2	1:L:476:TYR:HB2	2.01	0.42
1:R:15:ILE:HG22	1:R:15:ILE:O	2.19	0.42
1:K:414:VAL:HG22	1:K:431:MET:HE1	2.01	0.42
1:N:99:SER:HB2	1:N:100:PRO:CD	2.50	0.42
1:Q:467:ILE:CG2	3:Q:602:TPP:S1	3.07	0.42
1:I:69:ILE:N	1:I:69:ILE:HD12	2.34	0.42
1:O:9:ALA:HB2	1:O:35:LEU:HD23	2.02	0.42
1:W:467:ILE:HG21	3:W:602:TPP:S1	2.59	0.42
1:X:467:ILE:CG2	3:X:602:TPP:S1	3.08	0.42
1:C:15:ILE:HD11	1:C:151:ILE:HG23	2.02	0.42
1:N:85:GLY:HA2	1:N:407:TRP:CG	2.55	0.42
1:P:88:ALA:HB1	1:P:406:GLN:HG3	2.02	0.42
1:X:467:ILE:HG13	1:X:539:LEU:HD11	2.01	0.42
3:I:602:TPP:N1'	1:J:49:GLU:OE2	2.53	0.42
1:O:29:LEU:HD13	1:P:472:HIS:HB3	2.02	0.42
1:W:460:ILE:N	1:W:460:ILE:HD12	2.35	0.42
1:E:467:ILE:HG22	3:E:602:TPP:O3B	2.20	0.41
1:E:481:ASN:ND2	1:F:493:ASP:OD2	2.51	0.41
1:N:64:GLY:O	1:N:92:PRO:HG2	2.20	0.41
1:Q:141[A]:GLU:CD	1:Q:141[A]:GLU:N	2.73	0.41
1:E:476:TYR:HB2	1:F:24:ALA:HB2	2.01	0.41
1:X:88:ALA:HB1	1:X:406:GLN:HG3	2.02	0.41
3:G:602:TPP:N1'	1:H:49:GLU:OE2	2.54	0.41
1:H:239:VAL:HG11	1:H:249:PHE:CE1	2.56	0.41
1:I:180:ILE:HD12	1:I:180:ILE:O	2.20	0.41
1:K:15:ILE:HG22	1:K:15:ILE:O	2.18	0.41
1:D:218:LYS:HB2	1:D:283:ALA:HB1	2.03	0.41

Continued on next page...

Continued from previous page...

Atom-1	Atom-2	Interatomic distance (Å)	Clash overlap (Å)
1:M:15:ILE:HD11	1:M:151:ILE:CG2	2.51	0.41
1:Q:45:TYR:CE1	1:R:476:TYR:HB3	2.56	0.41
1:U:476:TYR:HB2	1:V:24:ALA:HB2	2.03	0.41
1:B:118:THR:HG21	1:D:142:GLU:OE1	2.20	0.41
1:F:467:ILE:CG2	3:F:603:TPP:S1	3.09	0.41
1:M:516:ALA:HB2	1:M:524:THR:HG21	2.02	0.41
1:P:222:ALA:HB2	1:P:308:THR:HG22	2.02	0.41
1:H:405[A]:MET:CE	5:H:839:HOH:O	2.69	0.41
1:H:414:VAL:HG22	1:H:431:MET:HE1	2.02	0.41
1:I:306:MET:HB3	1:I:323:LEU:HD13	2.03	0.41
1:M:467:ILE:HG13	1:M:539:LEU:HD11	2.01	0.41
1:R:466:VAL:HA	1:R:469:ILE:HD12	2.03	0.41
1:E:150:VAL:HG21	1:E:163:LEU:HG	2.02	0.41
1:I:204:TRP:CD1	1:I:314:ALA:HB2	2.55	0.41
1:O:69:ILE:HD12	1:O:69:ILE:N	2.35	0.41
1:A:187:LEU:HD23	1:D:187:LEU:HD23	2.02	0.41
1:G:234:ARG:HG2	1:G:331:ALA:O	2.21	0.41
1:H:405[A]:MET:HB3	1:H:405[A]:MET:HE2	1.72	0.41
1:I:467:ILE:HG21	3:I:602:TPP:S1	2.61	0.41
1:L:127:VAL:HG11	1:L:162:TYR:CG	2.56	0.41
1:L:204:TRP:CD1	1:L:314:ALA:HB2	2.55	0.41
1:O:24:ALA:HB2	1:P:476:TYR:HB2	2.02	0.41
1:U:129:HIS:HB3	1:V:122:TYR:HB2	2.02	0.41
1:A:467:ILE:CG2	3:A:602:TPP:S1	3.09	0.41
1:G:215:VAL:HB	1:G:241:ILE:HG22	2.03	0.41
1:J:88:ALA:HB1	1:J:406:GLN:HG3	2.03	0.41
1:A:118:THR:HG21	1:C:142:GLU:OE1	2.21	0.40
1:T:467:ILE:HG13	1:T:539:LEU:HD11	2.02	0.40
1:U:426[B]:GLU:CD	1:U:426[B]:GLU:H	2.23	0.40
1:C:45:TYR:CE1	1:D:476:TYR:HB3	2.56	0.40
1:F:460:ILE:HD12	1:F:460:ILE:N	2.37	0.40
1:G:12:LEU:HA	1:G:15:ILE:HD12	2.03	0.40
1:H:15:ILE:HD11	1:H:151:ILE:CG2	2.51	0.40
1:O:218:LYS:HB2	1:O:283:ALA:HB1	2.03	0.40
1:U:426[A]:GLU:OE1	1:U:426[A]:GLU:HA	2.20	0.40
1:C:127:VAL:HG11	1:C:162:TYR:CG	2.56	0.40
1:J:516:ALA:HB2	1:J:524:THR:HG21	2.04	0.40
1:T:85:GLY:HA2	1:T:407:TRP:CG	2.56	0.40
1:I:88:ALA:HB1	1:I:406:GLN:HG3	2.04	0.40
1:J:467:ILE:HG13	1:J:539:LEU:HD11	2.04	0.40
1:K:85:GLY:HA2	1:K:407:TRP:CG	2.56	0.40

Continued on next page...

Continued from previous page...

Atom-1	Atom-2	Interatomic distance (Å)	Clash overlap (Å)
1:M:45:TYR:CE1	1:N:476:TYR:HB3	2.56	0.40
1:Q:69:ILE:N	1:Q:69:ILE:HD12	2.36	0.40
1:X:150:VAL:HG21	1:X:163:LEU:HG	2.04	0.40

There are no symmetry-related clashes.

5.3 Torsion angles [i](#)

5.3.1 Protein backbone [i](#)

In the following table, the Percentiles column shows the percent Ramachandran outliers of the chain as a percentile score with respect to all X-ray entries followed by that with respect to entries of similar resolution.

The Analysed column shows the number of residues for which the backbone conformation was analysed, and the total number of residues.

Mol	Chain	Analysed	Favoured	Allowed	Outliers	Percentiles	
1	A	558/573 (97%)	551 (99%)	7 (1%)	0	100	100
1	B	557/573 (97%)	547 (98%)	10 (2%)	0	100	100
1	C	559/573 (98%)	549 (98%)	10 (2%)	0	100	100
1	D	558/573 (97%)	548 (98%)	10 (2%)	0	100	100
1	E	557/573 (97%)	550 (99%)	7 (1%)	0	100	100
1	F	562/573 (98%)	552 (98%)	10 (2%)	0	100	100
1	G	560/573 (98%)	552 (99%)	7 (1%)	1 (0%)	47	46
1	H	559/573 (98%)	549 (98%)	10 (2%)	0	100	100
1	I	559/573 (98%)	549 (98%)	10 (2%)	0	100	100
1	J	557/573 (97%)	546 (98%)	10 (2%)	1 (0%)	47	46
1	K	560/573 (98%)	554 (99%)	5 (1%)	1 (0%)	47	46
1	L	562/573 (98%)	550 (98%)	12 (2%)	0	100	100
1	M	560/573 (98%)	548 (98%)	11 (2%)	1 (0%)	47	46
1	N	560/573 (98%)	554 (99%)	6 (1%)	0	100	100
1	O	556/573 (97%)	546 (98%)	9 (2%)	1 (0%)	47	46
1	P	560/573 (98%)	549 (98%)	11 (2%)	0	100	100
1	Q	558/573 (97%)	547 (98%)	11 (2%)	0	100	100

Continued on next page...

Continued from previous page...

Mol	Chain	Analysed	Favoured	Allowed	Outliers	Percentiles	
1	R	561/573 (98%)	553 (99%)	8 (1%)	0	100	100
1	S	555/573 (97%)	545 (98%)	10 (2%)	0	100	100
1	T	557/573 (97%)	548 (98%)	9 (2%)	0	100	100
1	U	557/573 (97%)	536 (96%)	21 (4%)	0	100	100
1	V	557/573 (97%)	536 (96%)	21 (4%)	0	100	100
1	W	556/573 (97%)	537 (97%)	19 (3%)	0	100	100
1	X	556/573 (97%)	545 (98%)	11 (2%)	0	100	100
All	All	13401/13752 (97%)	13141 (98%)	255 (2%)	5 (0%)	100	100

All (5) Ramachandran outliers are listed below:

Mol	Chain	Res	Type
1	J	73	SER
1	K	73	SER
1	O	73	SER
1	M	73	SER
1	G	73	SER

5.3.2 Protein sidechains [i](#)

In the following table, the Percentiles column shows the percent sidechain outliers of the chain as a percentile score with respect to all X-ray entries followed by that with respect to entries of similar resolution.

The Analysed column shows the number of residues for which the sidechain conformation was analysed, and the total number of residues.

Mol	Chain	Analysed	Rotameric	Outliers	Percentiles	
1	A	440/448 (98%)	424 (96%)	16 (4%)	35	33
1	B	439/448 (98%)	430 (98%)	9 (2%)	53	57
1	C	441/448 (98%)	432 (98%)	9 (2%)	55	59
1	D	440/448 (98%)	429 (98%)	11 (2%)	47	49
1	E	439/448 (98%)	431 (98%)	8 (2%)	59	63
1	F	444/448 (99%)	432 (97%)	12 (3%)	44	46
1	G	442/448 (99%)	432 (98%)	10 (2%)	50	53
1	H	441/448 (98%)	429 (97%)	12 (3%)	44	46

Continued on next page...

Continued from previous page...

Mol	Chain	Analysed	Rotameric	Outliers	Percentiles	
1	I	441/448 (98%)	433 (98%)	8 (2%)	59	63
1	J	439/448 (98%)	430 (98%)	9 (2%)	53	57
1	K	442/448 (99%)	429 (97%)	13 (3%)	42	42
1	L	444/448 (99%)	433 (98%)	11 (2%)	47	49
1	M	442/448 (99%)	430 (97%)	12 (3%)	44	46
1	N	442/448 (99%)	433 (98%)	9 (2%)	55	59
1	O	438/448 (98%)	428 (98%)	10 (2%)	50	53
1	P	442/448 (99%)	431 (98%)	11 (2%)	47	49
1	Q	440/448 (98%)	429 (98%)	11 (2%)	47	49
1	R	443/448 (99%)	430 (97%)	13 (3%)	42	42
1	S	437/448 (98%)	427 (98%)	10 (2%)	50	53
1	T	439/448 (98%)	429 (98%)	10 (2%)	50	53
1	U	439/448 (98%)	425 (97%)	14 (3%)	39	38
1	V	439/448 (98%)	428 (98%)	11 (2%)	47	49
1	W	438/448 (98%)	424 (97%)	14 (3%)	39	38
1	X	438/448 (98%)	429 (98%)	9 (2%)	53	57
All	All	10569/10752 (98%)	10307 (98%)	262 (2%)	50	49

All (262) residues with a non-rotameric sidechain are listed below:

Mol	Chain	Res	Type
1	A	18	LYS
1	A	57	GLU
1	A	183	LEU
1	A	207	ASP
1	A	271	GLU
1	A	272	LEU
1	A	319	GLU
1	A	332	GLU
1	A	379	LEU
1	A	391[A]	SER
1	A	391[B]	SER
1	A	444	GLU
1	A	499	LEU
1	A	517	LEU
1	A	552[A]	ARG

Continued on next page...

Continued from previous page...

Mol	Chain	Res	Type
1	A	552[B]	ARG
1	B	39	LYS
1	B	234	ARG
1	B	272	LEU
1	B	319	GLU
1	B	376	ASP
1	B	379	LEU
1	B	431	MET
1	B	499	LEU
1	B	517	LEU
1	C	183	LEU
1	C	271	GLU
1	C	272	LEU
1	C	301	ASP
1	C	319	GLU
1	C	345	GLN
1	C	379	LEU
1	C	489	ASP
1	C	517	LEU
1	D	183	LEU
1	D	271	GLU
1	D	272	LEU
1	D	319	GLU
1	D	332	GLU
1	D	345	GLN
1	D	379	LEU
1	D	444	GLU
1	D	495	ASP
1	D	504	SER
1	D	517	LEU
1	E	271	GLU
1	E	272	LEU
1	E	319	GLU
1	E	332	GLU
1	E	379	LEU
1	E	499	LEU
1	E	517	LEU
1	E	536	THR
1	F	39	LYS
1	F	73	SER
1	F	183	LEU
1	F	271	GLU

Continued on next page...

Continued from previous page...

Mol	Chain	Res	Type
1	F	272	LEU
1	F	319	GLU
1	F	379	LEU
1	F	459	LEU
1	F	494	GLU
1	F	517	LEU
1	F	552[A]	ARG
1	F	552[B]	ARG
1	G	183	LEU
1	G	271	GLU
1	G	272	LEU
1	G	319	GLU
1	G	332	GLU
1	G	379	LEU
1	G	444	GLU
1	G	495	ASP
1	G	499	LEU
1	G	517	LEU
1	H	183	LEU
1	H	271	GLU
1	H	272	LEU
1	H	319	GLU
1	H	332	GLU
1	H	352	GLU
1	H	379	LEU
1	H	391[A]	SER
1	H	391[B]	SER
1	H	495[A]	ASP
1	H	495[B]	ASP
1	H	517	LEU
1	I	121[A]	ASN
1	I	121[B]	ASN
1	I	183	LEU
1	I	272	LEU
1	I	319	GLU
1	I	379	LEU
1	I	517	LEU
1	I	552	ARG
1	J	1	MET
1	J	183	LEU
1	J	271	GLU
1	J	272	LEU

Continued on next page...

Continued from previous page...

Mol	Chain	Res	Type
1	J	299	LYS
1	J	319	GLU
1	J	379	LEU
1	J	459	LEU
1	J	517	LEU
1	K	57	GLU
1	K	183	LEU
1	K	271	GLU
1	K	272	LEU
1	K	319	GLU
1	K	333	LYS
1	K	379	LEU
1	K	391[A]	SER
1	K	391[B]	SER
1	K	499	LEU
1	K	517	LEU
1	K	552[A]	ARG
1	K	552[B]	ARG
1	L	120	TYR
1	L	183	LEU
1	L	271	GLU
1	L	272	LEU
1	L	319	GLU
1	L	379	LEU
1	L	459	LEU
1	L	499	LEU
1	L	517	LEU
1	L	552[A]	ARG
1	L	552[B]	ARG
1	M	39	LYS
1	M	57	GLU
1	M	181	ASN
1	M	272	LEU
1	M	319	GLU
1	M	332	GLU
1	M	379	LEU
1	M	431	MET
1	M	444	GLU
1	M	489	ASP
1	M	517	LEU
1	M	553	LYS
1	N	39	LYS

Continued on next page...

Continued from previous page...

Mol	Chain	Res	Type
1	N	183	LEU
1	N	271	GLU
1	N	272	LEU
1	N	319	GLU
1	N	332	GLU
1	N	379	LEU
1	N	444	GLU
1	N	517	LEU
1	O	18	LYS
1	O	173	GLU
1	O	183	LEU
1	O	271	GLU
1	O	272	LEU
1	O	311	VAL
1	O	319	GLU
1	O	379	LEU
1	O	517	LEU
1	O	553	LYS
1	P	272	LEU
1	P	319	GLU
1	P	345	GLN
1	P	379	LEU
1	P	391[A]	SER
1	P	391[B]	SER
1	P	444	GLU
1	P	459	LEU
1	P	499	LEU
1	P	517	LEU
1	P	537	GLU
1	Q	18	LYS
1	Q	42[A]	GLU
1	Q	42[B]	GLU
1	Q	73	SER
1	Q	163	LEU
1	Q	319	GLU
1	Q	332	GLU
1	Q	379	LEU
1	Q	391[A]	SER
1	Q	391[B]	SER
1	Q	517	LEU
1	R	121[A]	ASN
1	R	121[B]	ASN

Continued on next page...

Continued from previous page...

Mol	Chain	Res	Type
1	R	173	GLU
1	R	183	LEU
1	R	272	LEU
1	R	319	GLU
1	R	332	GLU
1	R	379	LEU
1	R	459	LEU
1	R	499	LEU
1	R	517	LEU
1	R	533	ASP
1	R	552	ARG
1	S	121	ASN
1	S	226	LYS
1	S	271	GLU
1	S	272	LEU
1	S	319	GLU
1	S	332	GLU
1	S	379	LEU
1	S	391[A]	SER
1	S	391[B]	SER
1	S	517	LEU
1	T	271	GLU
1	T	272	LEU
1	T	319	GLU
1	T	379	LEU
1	T	391[A]	SER
1	T	391[B]	SER
1	T	443	GLN
1	T	489	ASP
1	T	499	LEU
1	T	517	LEU
1	U	78	SER
1	U	121	ASN
1	U	271	GLU
1	U	272	LEU
1	U	299	LYS
1	U	302	ASN
1	U	319	GLU
1	U	355[A]	GLU
1	U	355[B]	GLU
1	U	365	MET
1	U	379	LEU

Continued on next page...

Continued from previous page...

Mol	Chain	Res	Type
1	U	444	GLU
1	U	459	LEU
1	U	521	ARG
1	V	121	ASN
1	V	272	LEU
1	V	319	GLU
1	V	332	GLU
1	V	379	LEU
1	V	391[A]	SER
1	V	391[B]	SER
1	V	499	LEU
1	V	515	LYS
1	V	517	LEU
1	V	552	ARG
1	W	57	GLU
1	W	121	ASN
1	W	259	LEU
1	W	271	GLU
1	W	319	GLU
1	W	332	GLU
1	W	363	ASP
1	W	376	ASP
1	W	391[A]	SER
1	W	391[B]	SER
1	W	443	GLN
1	W	494	GLU
1	W	499	LEU
1	W	517	LEU
1	X	57	GLU
1	X	226	LYS
1	X	234	ARG
1	X	319	GLU
1	X	332	GLU
1	X	379	LEU
1	X	391[A]	SER
1	X	391[B]	SER
1	X	552	ARG

Sometimes sidechains can be flipped to improve hydrogen bonding and reduce clashes. All (2) such sidechains are listed below:

Mol	Chain	Res	Type
1	C	34	GLN

Continued on next page...

Continued from previous page...

Mol	Chain	Res	Type
1	M	181	ASN

5.3.3 RNA [i](#)

There are no RNA molecules in this entry.

5.4 Non-standard residues in protein, DNA, RNA chains [i](#)

There are no non-standard protein/DNA/RNA residues in this entry.

5.5 Carbohydrates [i](#)

There are no monosaccharides in this entry.

5.6 Ligand geometry [i](#)

Of 54 ligands modelled in this entry, 24 are monoatomic - leaving 30 for Mogul analysis.

In the following table, the Counts columns list the number of bonds (or angles) for which Mogul statistics could be retrieved, the number of bonds (or angles) that are observed in the model and the number of bonds (or angles) that are defined in the Chemical Component Dictionary. The Link column lists molecule types, if any, to which the group is linked. The Z score for a bond length (or angle) is the number of standard deviations the observed value is removed from the expected value. A bond length (or angle) with $|Z| > 2$ is considered an outlier worth inspection. RMSZ is the root-mean-square of all Z scores of the bond lengths (or angles).

Mol	Type	Chain	Res	Link	Bond lengths			Bond angles		
					Counts	RMSZ	# Z > 2	Counts	RMSZ	# Z > 2
3	TPP	E	602	2	22,27,27	1.78	2 (9%)	29,40,40	1.48	6 (20%)
3	TPP	B	602	2	22,27,27	1.39	2 (9%)	29,40,40	1.66	3 (10%)
3	TPP	C	602	2	22,27,27	1.53	2 (9%)	29,40,40	1.56	5 (17%)
3	TPP	A	602	2	22,27,27	1.32	2 (9%)	29,40,40	1.79	7 (24%)
3	TPP	J	602	2	22,27,27	1.66	2 (9%)	29,40,40	1.72	8 (27%)
3	TPP	Q	602	2	22,27,27	1.50	2 (9%)	29,40,40	1.71	5 (17%)
3	TPP	F	603	2	22,27,27	1.67	2 (9%)	29,40,40	1.58	7 (24%)
3	TPP	T	602	2	22,27,27	1.62	2 (9%)	29,40,40	1.75	5 (17%)
3	TPP	U	602	2	22,27,27	1.34	2 (9%)	29,40,40	1.96	8 (27%)
3	TPP	P	602	2	22,27,27	1.51	2 (9%)	29,40,40	1.55	5 (17%)

Mol	Type	Chain	Res	Link	Bond lengths			Bond angles		
					Counts	RMSZ	# Z > 2	Counts	RMSZ	# Z > 2
3	TPP	D	602	2	22,27,27	1.60	2 (9%)	29,40,40	1.57	7 (24%)
3	TPP	V	602	2	22,27,27	1.43	2 (9%)	29,40,40	1.84	5 (17%)
3	TPP	O	602	2	22,27,27	1.46	2 (9%)	29,40,40	1.58	5 (17%)
4	EDO	R	603	-	3,3,3	0.57	0	2,2,2	0.01	0
3	TPP	X	602	2	22,27,27	1.48	2 (9%)	29,40,40	1.80	8 (27%)
4	EDO	A	603	-	3,3,3	0.60	0	2,2,2	0.28	0
3	TPP	N	602	2	22,27,27	1.89	4 (18%)	29,40,40	1.55	6 (20%)
4	EDO	F	601	-	3,3,3	0.48	0	2,2,2	0.20	0
4	EDO	N	603	-	3,3,3	0.48	0	2,2,2	0.37	0
3	TPP	L	602	2	22,27,27	1.64	3 (13%)	29,40,40	1.72	4 (13%)
3	TPP	R	602	2	22,27,27	1.72	2 (9%)	29,40,40	1.60	4 (13%)
3	TPP	M	602	2	22,27,27	1.77	2 (9%)	29,40,40	1.58	5 (17%)
3	TPP	I	602	2	22,27,27	1.61	2 (9%)	29,40,40	1.72	6 (20%)
4	EDO	Q	603	-	3,3,3	0.48	0	2,2,2	0.07	0
3	TPP	W	602	2	22,27,27	1.36	2 (9%)	29,40,40	1.81	8 (27%)
3	TPP	K	602	2	22,27,27	1.46	2 (9%)	29,40,40	1.66	5 (17%)
3	TPP	G	602	2	22,27,27	1.54	2 (9%)	29,40,40	1.61	4 (13%)
3	TPP	H	602	2	22,27,27	1.60	2 (9%)	29,40,40	1.40	5 (17%)
4	EDO	I	603	-	3,3,3	0.53	0	2,2,2	0.21	0
3	TPP	S	602	2	22,27,27	1.53	2 (9%)	29,40,40	1.82	6 (20%)

In the following table, the Chirals column lists the number of chiral outliers, the number of chiral centers analysed, the number of these observed in the model and the number defined in the Chemical Component Dictionary. Similar counts are reported in the Torsion and Rings columns. '-' means no outliers of that kind were identified.

Mol	Type	Chain	Res	Link	Chirals	Torsions	Rings
3	TPP	E	602	2	-	1/16/17/17	0/2/2/2
3	TPP	B	602	2	-	0/16/17/17	0/2/2/2
3	TPP	C	602	2	-	0/16/17/17	0/2/2/2
3	TPP	A	602	2	-	3/16/17/17	0/2/2/2
3	TPP	J	602	2	-	0/16/17/17	0/2/2/2
3	TPP	Q	602	2	-	2/16/17/17	0/2/2/2
3	TPP	F	603	2	-	0/16/17/17	0/2/2/2
3	TPP	T	602	2	-	0/16/17/17	0/2/2/2
3	TPP	U	602	2	-	3/16/17/17	0/2/2/2
3	TPP	P	602	2	-	2/16/17/17	0/2/2/2
3	TPP	D	602	2	-	3/16/17/17	0/2/2/2

Continued on next page...

Continued from previous page...

Mol	Type	Chain	Res	Link	Chirals	Torsions	Rings
3	TPP	V	602	2	-	1/16/17/17	0/2/2/2
3	TPP	O	602	2	-	0/16/17/17	0/2/2/2
4	EDO	R	603	-	-	1/1/1/1	-
3	TPP	X	602	2	-	0/16/17/17	0/2/2/2
4	EDO	A	603	-	-	1/1/1/1	-
3	TPP	N	602	2	-	0/16/17/17	0/2/2/2
4	EDO	F	601	-	-	1/1/1/1	-
4	EDO	N	603	-	-	1/1/1/1	-
3	TPP	L	602	2	-	3/16/17/17	0/2/2/2
3	TPP	R	602	2	-	0/16/17/17	0/2/2/2
3	TPP	M	602	2	-	0/16/17/17	0/2/2/2
3	TPP	I	602	2	-	1/16/17/17	0/2/2/2
4	EDO	Q	603	-	-	1/1/1/1	-
3	TPP	W	602	2	-	0/16/17/17	0/2/2/2
3	TPP	K	602	2	-	0/16/17/17	0/2/2/2
3	TPP	G	602	2	-	0/16/17/17	0/2/2/2
3	TPP	H	602	2	-	2/16/17/17	0/2/2/2
4	EDO	I	603	-	-	0/1/1/1	-
3	TPP	S	602	2	-	0/16/17/17	0/2/2/2

All (51) bond length outliers are listed below:

Mol	Chain	Res	Type	Atoms	Z	Observed(Å)	Ideal(Å)
3	E	602	TPP	C4-N3	-6.95	1.33	1.39
3	N	602	TPP	C4-N3	-6.70	1.33	1.39
3	M	602	TPP	C4-N3	-6.31	1.34	1.39
3	R	602	TPP	C4-N3	-6.11	1.34	1.39
3	H	602	TPP	C4-N3	-6.01	1.34	1.39
3	J	602	TPP	C4-N3	-5.96	1.34	1.39
3	I	602	TPP	C4-N3	-5.88	1.34	1.39
3	P	602	TPP	C4-N3	-5.75	1.34	1.39
3	C	602	TPP	C4-N3	-5.70	1.34	1.39
3	D	602	TPP	C4-N3	-5.69	1.34	1.39
3	F	603	TPP	C4-N3	-5.66	1.34	1.39
3	Q	602	TPP	C4-N3	-5.62	1.34	1.39
3	G	602	TPP	C4-N3	-5.55	1.34	1.39
3	T	602	TPP	C4-N3	-5.54	1.34	1.39
3	L	602	TPP	C4-N3	-5.37	1.35	1.39
3	O	602	TPP	C4-N3	-5.00	1.35	1.39
3	S	602	TPP	C4-N3	-4.99	1.35	1.39
3	B	602	TPP	C4-N3	-4.92	1.35	1.39
3	V	602	TPP	C4-N3	-4.87	1.35	1.39

Continued on next page...

Continued from previous page...

Mol	Chain	Res	Type	Atoms	Z	Observed(Å)	Ideal(Å)
3	X	602	TPP	C4-N3	-4.83	1.35	1.39
3	K	602	TPP	C4-N3	-4.68	1.35	1.39
3	U	602	TPP	C4-N3	-4.59	1.35	1.39
3	W	602	TPP	C4-N3	-4.49	1.35	1.39
3	M	602	TPP	C5'-C4'	4.31	1.50	1.42
3	A	602	TPP	C5'-C4'	4.10	1.49	1.42
3	K	602	TPP	C5'-C4'	3.94	1.49	1.42
3	F	603	TPP	C5'-C4'	3.93	1.49	1.42
3	X	602	TPP	C5'-C4'	3.89	1.49	1.42
3	T	602	TPP	C5'-C4'	3.85	1.49	1.42
3	R	602	TPP	C5'-C4'	3.83	1.49	1.42
3	W	602	TPP	C5'-C4'	3.82	1.49	1.42
3	S	602	TPP	C5'-C4'	3.82	1.49	1.42
3	A	602	TPP	C4-N3	-3.81	1.36	1.39
3	D	602	TPP	C5'-C4'	3.80	1.49	1.42
3	N	602	TPP	C5'-C4'	3.76	1.49	1.42
3	O	602	TPP	C5'-C4'	3.75	1.49	1.42
3	V	602	TPP	C5'-C4'	3.69	1.49	1.42
3	I	602	TPP	C5'-C4'	3.62	1.49	1.42
3	L	602	TPP	C5'-C4'	3.60	1.49	1.42
3	J	602	TPP	C5'-C4'	3.59	1.49	1.42
3	B	602	TPP	C5'-C4'	3.52	1.48	1.42
3	U	602	TPP	C5'-C4'	3.47	1.48	1.42
3	G	602	TPP	C5'-C4'	3.42	1.48	1.42
3	Q	602	TPP	C5'-C4'	3.42	1.48	1.42
3	H	602	TPP	C5'-C4'	3.26	1.48	1.42
3	E	602	TPP	C5'-C4'	3.21	1.48	1.42
3	C	602	TPP	C5'-C4'	3.20	1.48	1.42
3	L	602	TPP	C6-C5	3.19	1.52	1.50
3	P	602	TPP	C5'-C4'	3.09	1.48	1.42
3	N	602	TPP	C6-C5	-2.57	1.49	1.50
3	N	602	TPP	PB-O2B	-2.17	1.46	1.54

All (137) bond angle outliers are listed below:

Mol	Chain	Res	Type	Atoms	Z	Observed(°)	Ideal(°)
3	U	602	TPP	C6-C5-C4	6.81	132.90	127.43
3	V	602	TPP	C6-C5-C4	5.86	132.14	127.43
3	Q	602	TPP	C6-C5-C4	5.67	131.98	127.43
3	T	602	TPP	C6-C5-C4	5.60	131.93	127.43
3	L	602	TPP	C6-C5-C4	5.46	131.81	127.43
3	S	602	TPP	C6-C5-C4	5.25	131.65	127.43

Continued on next page...

Continued from previous page...

Mol	Chain	Res	Type	Atoms	Z	Observed(°)	Ideal(°)
3	B	602	TPP	C6-C5-C4	5.17	131.58	127.43
3	A	602	TPP	C6-C5-C4	5.09	131.52	127.43
3	X	602	TPP	C6-C5-C4	5.00	131.45	127.43
3	I	602	TPP	C6-C5-C4	4.92	131.38	127.43
3	O	602	TPP	C6-C5-C4	4.65	131.16	127.43
3	G	602	TPP	C6-C5-C4	4.32	130.90	127.43
3	C	602	TPP	C6'-N1'-C2'	4.18	123.07	115.96
3	P	602	TPP	C6-C5-C4	4.11	130.73	127.43
3	K	602	TPP	C6-C5-C4	4.04	130.68	127.43
3	D	602	TPP	C6'-N1'-C2'	4.01	122.79	115.96
3	E	602	TPP	C6'-N1'-C2'	4.00	122.77	115.96
3	S	602	TPP	CM2-C2'-N1'	3.99	121.53	117.14
3	R	602	TPP	C6-C5-C4	3.94	130.60	127.43
3	F	603	TPP	C6'-N1'-C2'	3.94	122.67	115.96
3	J	602	TPP	C6'-N1'-C2'	3.93	122.64	115.96
3	V	602	TPP	C6'-N1'-C2'	3.90	122.60	115.96
3	U	602	TPP	C6'-N1'-C2'	3.90	122.60	115.96
3	R	602	TPP	C6'-N1'-C2'	3.90	122.59	115.96
3	T	602	TPP	C6'-N1'-C2'	3.89	122.59	115.96
3	J	602	TPP	CM4-C4-N3	3.87	127.47	122.53
3	K	602	TPP	C6'-N1'-C2'	3.87	122.55	115.96
3	A	602	TPP	CM4-C4-N3	3.85	127.44	122.53
3	W	602	TPP	C6'-N1'-C2'	3.83	122.48	115.96
3	A	602	TPP	C6'-N1'-C2'	3.77	122.38	115.96
3	I	602	TPP	C6'-N1'-C2'	3.77	122.37	115.96
3	P	602	TPP	C6'-N1'-C2'	3.76	122.36	115.96
3	X	602	TPP	C6'-N1'-C2'	3.71	122.27	115.96
3	O	602	TPP	C6'-N1'-C2'	3.70	122.26	115.96
3	X	602	TPP	CM2-C2'-N1'	3.67	121.18	117.14
3	B	602	TPP	C6'-N1'-C2'	3.64	122.15	115.96
3	Q	602	TPP	C6'-N1'-C2'	3.61	122.10	115.96
3	W	602	TPP	CM4-C4-N3	3.54	127.04	122.53
3	M	602	TPP	C6'-N1'-C2'	3.52	121.95	115.96
3	L	602	TPP	C6'-N1'-C2'	3.50	121.92	115.96
3	S	602	TPP	C6'-N1'-C2'	3.46	121.86	115.96
3	N	602	TPP	C6'-N1'-C2'	3.44	121.81	115.96
3	G	602	TPP	C6'-N1'-C2'	3.42	121.79	115.96
3	C	602	TPP	C6-C5-C4	3.41	130.17	127.43
3	W	602	TPP	C6-C5-C4	3.41	130.17	127.43
3	T	602	TPP	CM2-C2'-N1'	3.32	120.79	117.14
3	H	602	TPP	C6'-N1'-C2'	3.21	121.42	115.96
3	C	602	TPP	N1'-C2'-N3'	-3.20	120.04	125.54

Continued on next page...

Continued from previous page...

Mol	Chain	Res	Type	Atoms	Z	Observed(°)	Ideal(°)
3	I	602	TPP	CM2-C2'-N1'	3.19	120.65	117.14
3	D	602	TPP	CM4-C4-N3	3.15	126.55	122.53
3	N	602	TPP	CM2-C2'-N1'	3.15	120.60	117.14
3	F	603	TPP	CM4-C4-N3	3.08	126.46	122.53
3	V	602	TPP	CM2-C2'-N1'	3.07	120.52	117.14
3	M	602	TPP	C6-C5-C4	3.07	129.90	127.43
3	K	602	TPP	CM2-C2'-N1'	3.02	120.46	117.14
3	K	602	TPP	N1'-C2'-N3'	-3.01	120.37	125.54
3	D	602	TPP	CM2-C2'-N1'	2.98	120.42	117.14
3	E	602	TPP	CM2-C2'-N1'	2.96	120.39	117.14
3	E	602	TPP	C6-C5-C4	2.94	129.79	127.43
3	X	602	TPP	N1'-C2'-N3'	-2.94	120.48	125.54
3	N	602	TPP	C6-C5-C4	2.87	129.74	127.43
3	N	602	TPP	N1'-C2'-N3'	-2.86	120.62	125.54
3	U	602	TPP	N1'-C2'-N3'	-2.85	120.63	125.54
3	M	602	TPP	CM2-C2'-N1'	2.84	120.26	117.14
3	L	602	TPP	CM2-C2'-N1'	2.84	120.26	117.14
3	R	602	TPP	N1'-C2'-N3'	-2.83	120.68	125.54
3	L	602	TPP	N1'-C2'-N3'	-2.80	120.73	125.54
3	D	602	TPP	N1'-C2'-N3'	-2.79	120.73	125.54
3	H	602	TPP	N1'-C2'-N3'	-2.79	120.74	125.54
3	J	602	TPP	N1'-C2'-N3'	-2.78	120.75	125.54
3	V	602	TPP	N1'-C2'-N3'	-2.77	120.77	125.54
3	P	602	TPP	N1'-C2'-N3'	-2.76	120.78	125.54
3	W	602	TPP	N1'-C2'-N3'	-2.76	120.79	125.54
3	E	602	TPP	N1'-C2'-N3'	-2.74	120.82	125.54
3	M	602	TPP	N1'-C2'-N3'	-2.74	120.82	125.54
3	W	602	TPP	CM2-C2'-N1'	2.74	120.15	117.14
3	G	602	TPP	N1'-C2'-N3'	-2.72	120.86	125.54
3	I	602	TPP	N1'-C2'-N3'	-2.71	120.87	125.54
3	J	602	TPP	C6-C5-C4	2.68	129.59	127.43
3	T	602	TPP	N1'-C2'-N3'	-2.68	120.93	125.54
3	F	603	TPP	N1'-C2'-N3'	-2.64	120.99	125.54
3	F	603	TPP	C6-C5-C4	2.64	129.56	127.43
3	A	602	TPP	CM4-C4-C5	-2.63	121.85	127.60
3	B	602	TPP	N1'-C2'-N3'	-2.59	121.08	125.54
3	Q	602	TPP	N1'-C2'-N3'	-2.57	121.12	125.54
3	S	602	TPP	PA-O3A-PB	-2.55	124.09	132.83
3	S	602	TPP	N1'-C2'-N3'	-2.53	121.18	125.54
3	O	602	TPP	PA-O3A-PB	-2.45	124.41	132.83
3	G	602	TPP	CM2-C2'-N1'	2.45	119.83	117.14
3	A	602	TPP	N1'-C2'-N3'	-2.44	121.34	125.54

Continued on next page...

Continued from previous page...

Mol	Chain	Res	Type	Atoms	Z	Observed(°)	Ideal(°)
3	O	602	TPP	N1'-C2'-N3'	-2.44	121.35	125.54
3	N	602	TPP	O3B-PB-O2B	2.41	116.86	107.64
3	D	602	TPP	C6-C5-C4	2.40	129.36	127.43
3	V	602	TPP	C5'-C6'-N1'	-2.36	119.89	123.82
3	M	602	TPP	O3B-PB-O2B	2.34	116.59	107.64
3	J	602	TPP	CM2-C2'-N1'	2.33	119.70	117.14
3	F	603	TPP	CM2-C2'-N1'	2.33	119.69	117.14
3	F	603	TPP	C5'-C6'-N1'	-2.32	119.96	123.82
3	C	602	TPP	CM2-C2'-N1'	2.31	119.68	117.14
3	N	602	TPP	C2'-N3'-C4'	2.30	121.67	118.08
3	I	602	TPP	C5'-C6'-N1'	-2.29	120.00	123.82
3	D	602	TPP	CM4-C4-C5	-2.28	122.61	127.60
3	J	602	TPP	CM4-C4-C5	-2.26	122.66	127.60
3	U	602	TPP	CM2-C2'-N1'	2.26	119.62	117.14
3	E	602	TPP	C5'-C6'-N1'	-2.26	120.06	123.82
3	U	602	TPP	O3B-PB-O2B	2.23	116.14	107.64
3	X	602	TPP	PA-O3A-PB	-2.22	125.19	132.83
3	K	602	TPP	PA-O3A-PB	-2.22	125.21	132.83
3	R	602	TPP	O3B-PB-O2B	2.21	116.10	107.64
3	W	602	TPP	CM4-C4-C5	-2.21	122.76	127.60
3	J	602	TPP	PA-O3A-PB	-2.20	125.28	132.83
3	A	602	TPP	CM2-C2'-N1'	2.18	119.53	117.14
3	J	602	TPP	C5'-C6'-N1'	-2.18	120.19	123.82
3	D	602	TPP	C5'-C6'-N1'	-2.16	120.23	123.82
3	E	602	TPP	PA-O3A-PB	-2.15	125.45	132.83
3	U	602	TPP	C5'-C6'-N1'	-2.15	120.24	123.82
3	A	602	TPP	C5'-C6'-N1'	-2.14	120.25	123.82
3	T	602	TPP	C5'-C6'-N1'	-2.14	120.25	123.82
3	X	602	TPP	CM4-C4-N3	2.14	125.26	122.53
3	I	602	TPP	PA-O3A-PB	-2.13	125.52	132.83
3	F	603	TPP	PA-O3A-PB	-2.13	125.53	132.83
3	O	602	TPP	CM2-C2'-N1'	2.12	119.46	117.14
3	U	602	TPP	CM4-C4-N3	2.12	125.23	122.53
3	P	602	TPP	C5'-C6'-N1'	-2.07	120.37	123.82
3	H	602	TPP	C2'-N3'-C4'	2.06	121.30	118.08
3	P	602	TPP	CM2-C2'-N1'	2.06	119.40	117.14
3	S	602	TPP	C5'-C6'-N1'	-2.05	120.40	123.82
3	Q	602	TPP	C5'-C6'-N1'	-2.05	120.40	123.82
3	X	602	TPP	C5'-C6'-N1'	-2.05	120.41	123.82
3	X	602	TPP	C2'-N3'-C4'	2.04	121.27	118.08
3	H	602	TPP	C6-C5-C4	2.03	129.07	127.43
3	U	602	TPP	PA-O3A-PB	-2.03	125.87	132.83

Continued on next page...

Continued from previous page...

Mol	Chain	Res	Type	Atoms	Z	Observed(°)	Ideal(°)
3	H	602	TPP	CM2-C2'-N1'	2.03	119.37	117.14
3	Q	602	TPP	CM2-C2'-N1'	2.02	119.36	117.14
3	W	602	TPP	O3B-PB-O2B	2.02	115.36	107.64
3	W	602	TPP	C2'-N3'-C4'	2.01	121.22	118.08
3	C	602	TPP	CM2-C2'-N3'	2.00	120.28	117.15

There are no chirality outliers.

All (26) torsion outliers are listed below:

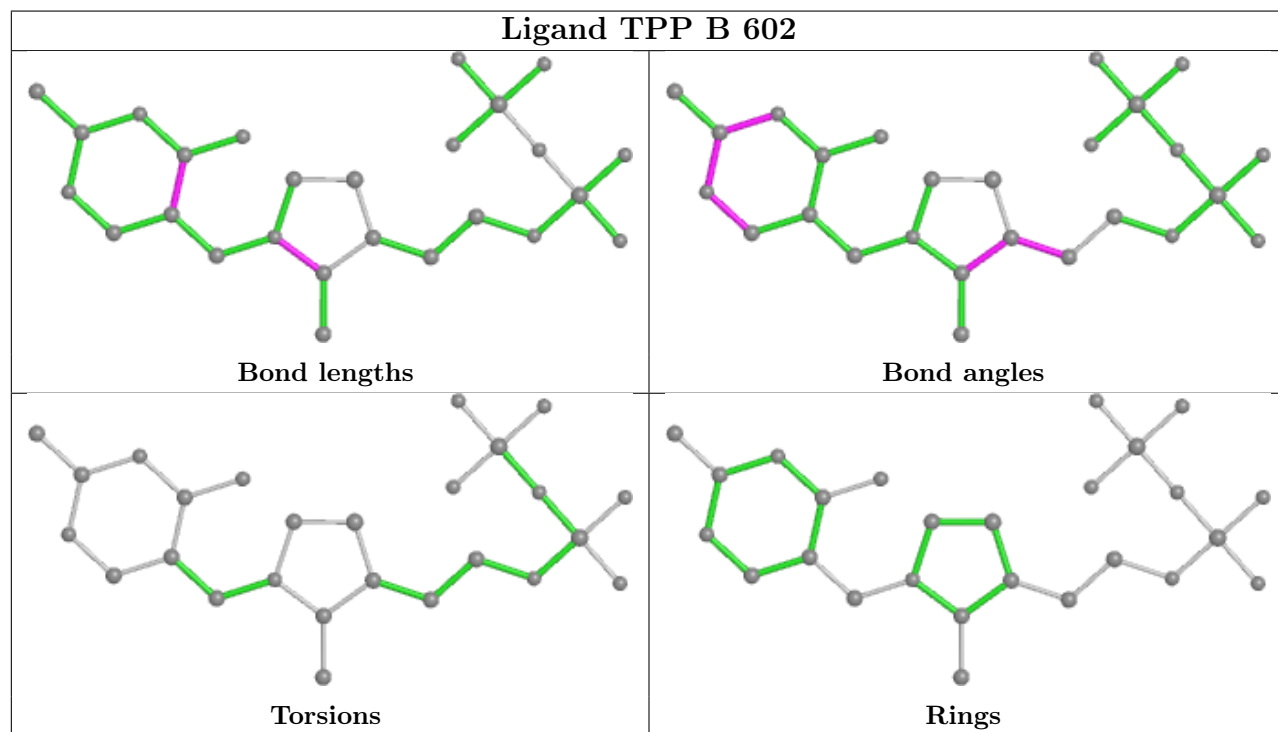
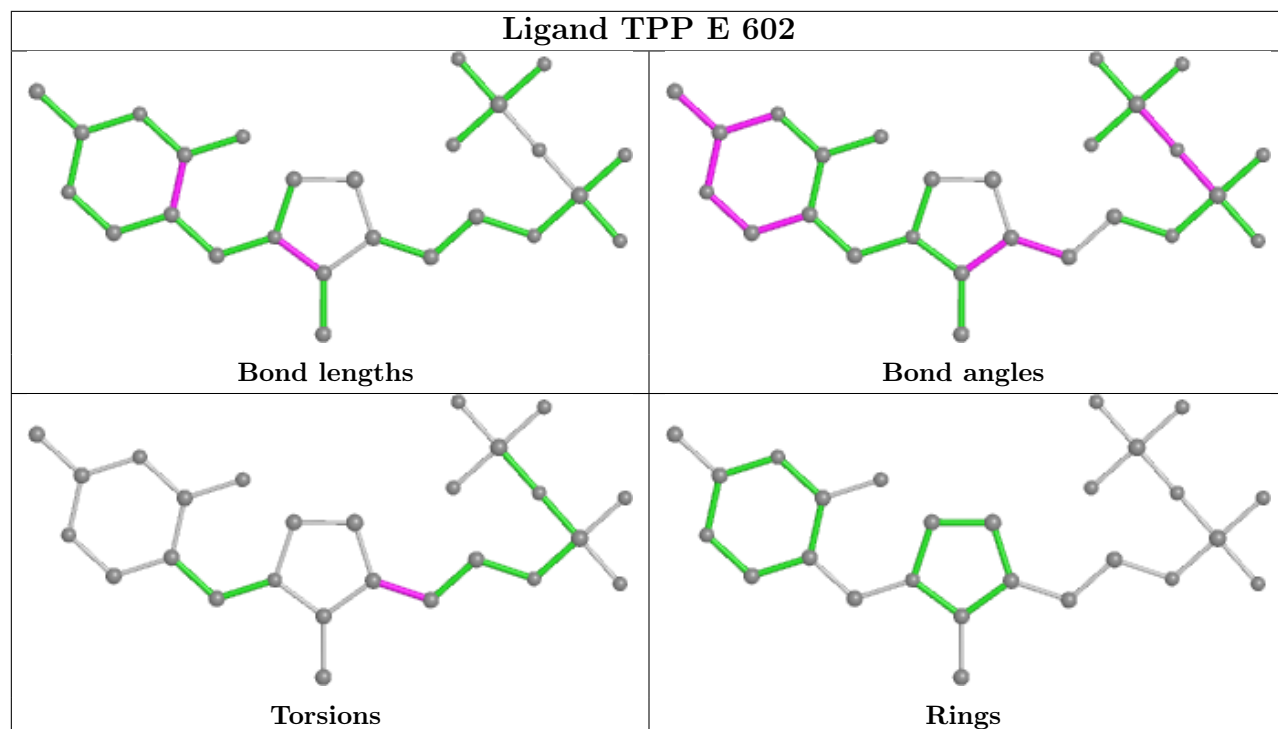
Mol	Chain	Res	Type	Atoms
3	A	602	TPP	PA-O3A-PB-O3B
3	I	602	TPP	C4-C5-C6-C7
3	L	602	TPP	PA-O3A-PB-O2B
3	L	602	TPP	PA-O3A-PB-O3B
3	P	602	TPP	PA-O3A-PB-O2B
4	A	603	EDO	O1-C1-C2-O2
4	R	603	EDO	O1-C1-C2-O2
3	V	602	TPP	PB-O3A-PA-O7
3	D	602	TPP	PA-O3A-PB-O1B
3	Q	602	TPP	C5-C6-C7-O7
3	U	602	TPP	C5-C6-C7-O7
3	A	602	TPP	PA-O3A-PB-O2B
3	H	602	TPP	PA-O3A-PB-O3B
3	E	602	TPP	C4-C5-C6-C7
3	P	602	TPP	C4-C5-C6-C7
3	U	602	TPP	C4-C5-C6-C7
4	Q	603	EDO	O1-C1-C2-O2
4	N	603	EDO	O1-C1-C2-O2
3	A	602	TPP	PA-O3A-PB-O1B
3	L	602	TPP	PA-O3A-PB-O1B
4	F	601	EDO	O1-C1-C2-O2
3	D	602	TPP	PA-O3A-PB-O2B
3	D	602	TPP	PA-O3A-PB-O3B
3	H	602	TPP	PA-O3A-PB-O2B
3	Q	602	TPP	PA-O3A-PB-O2B
3	U	602	TPP	PA-O3A-PB-O2B

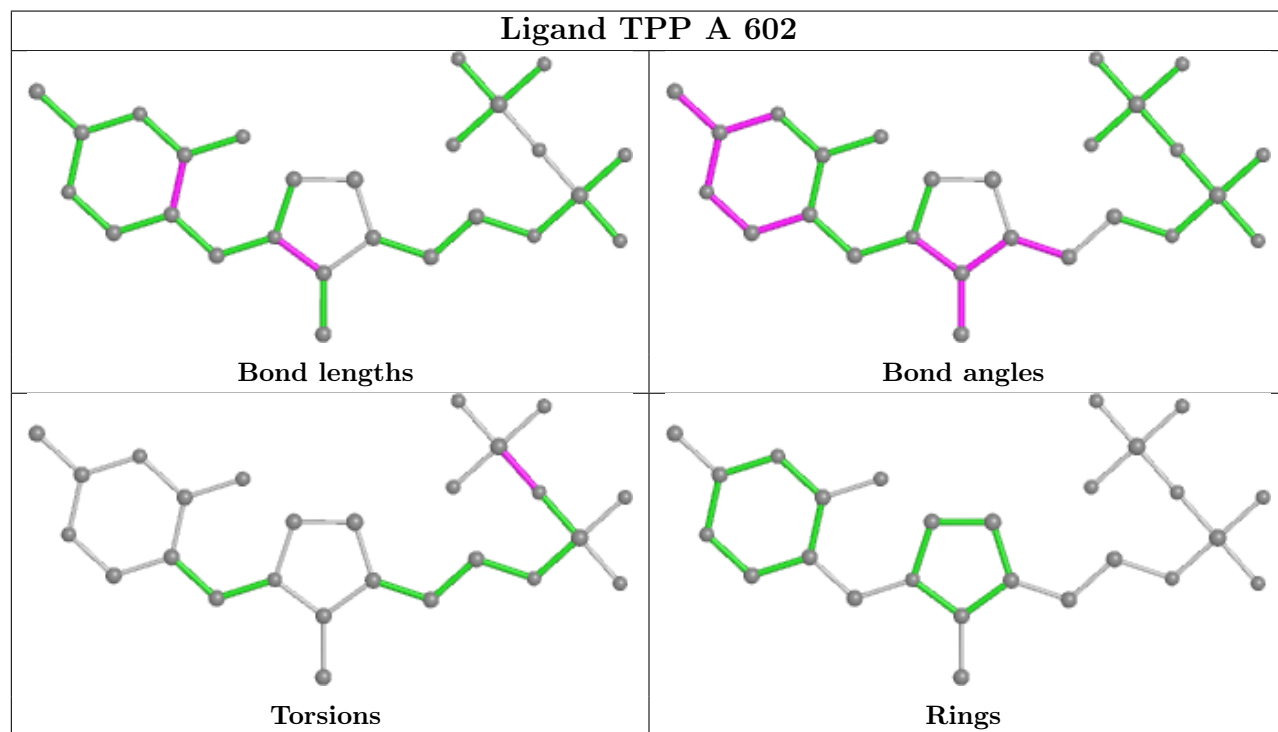
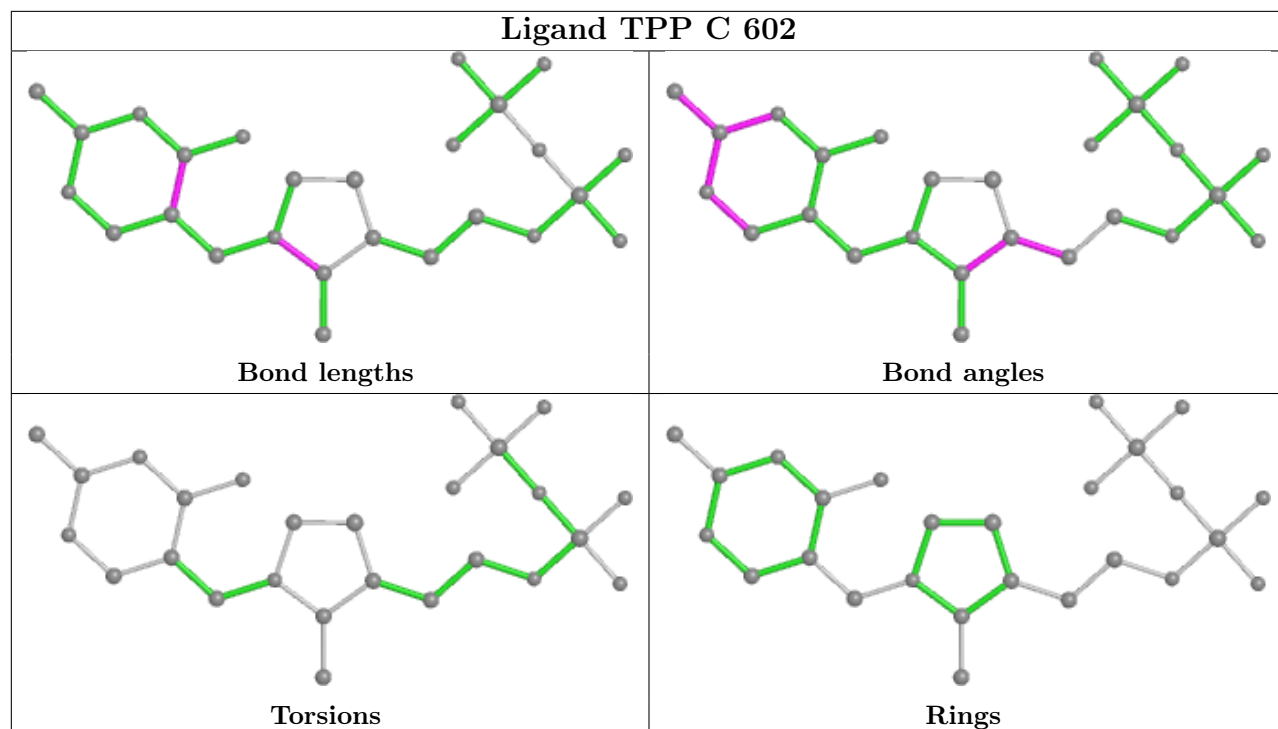
There are no ring outliers.

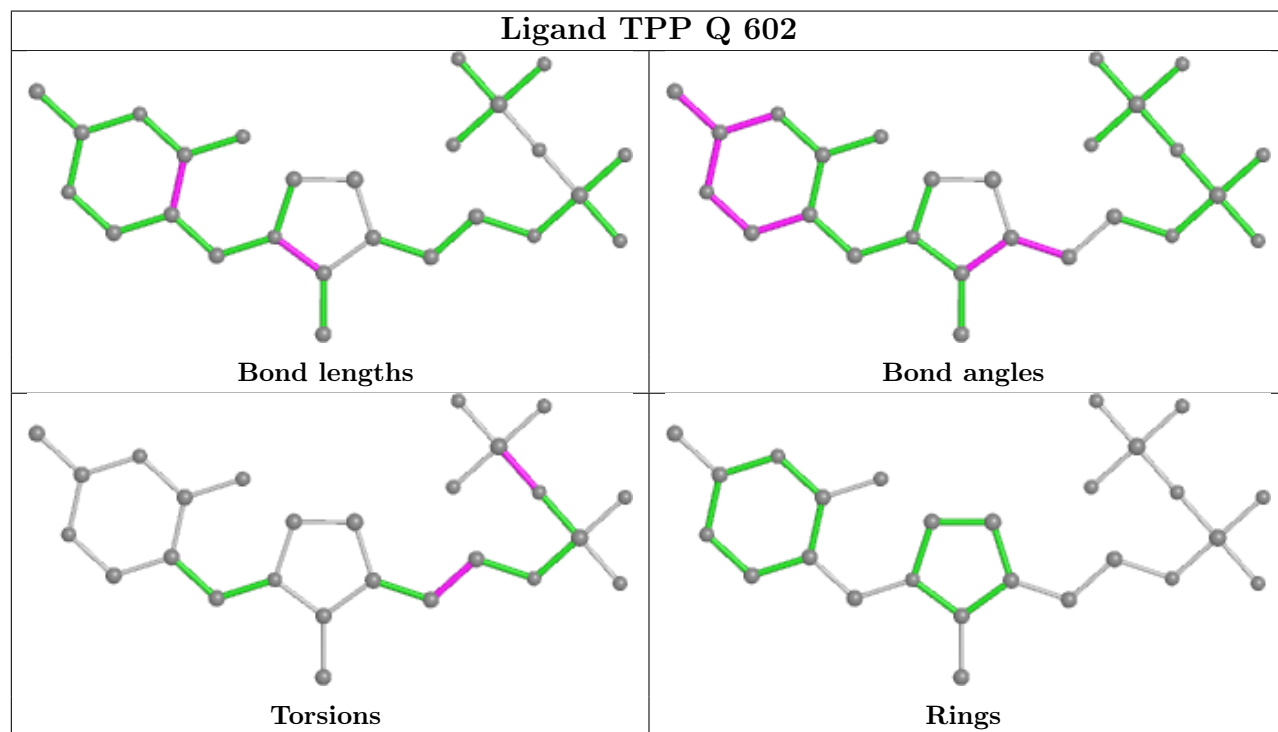
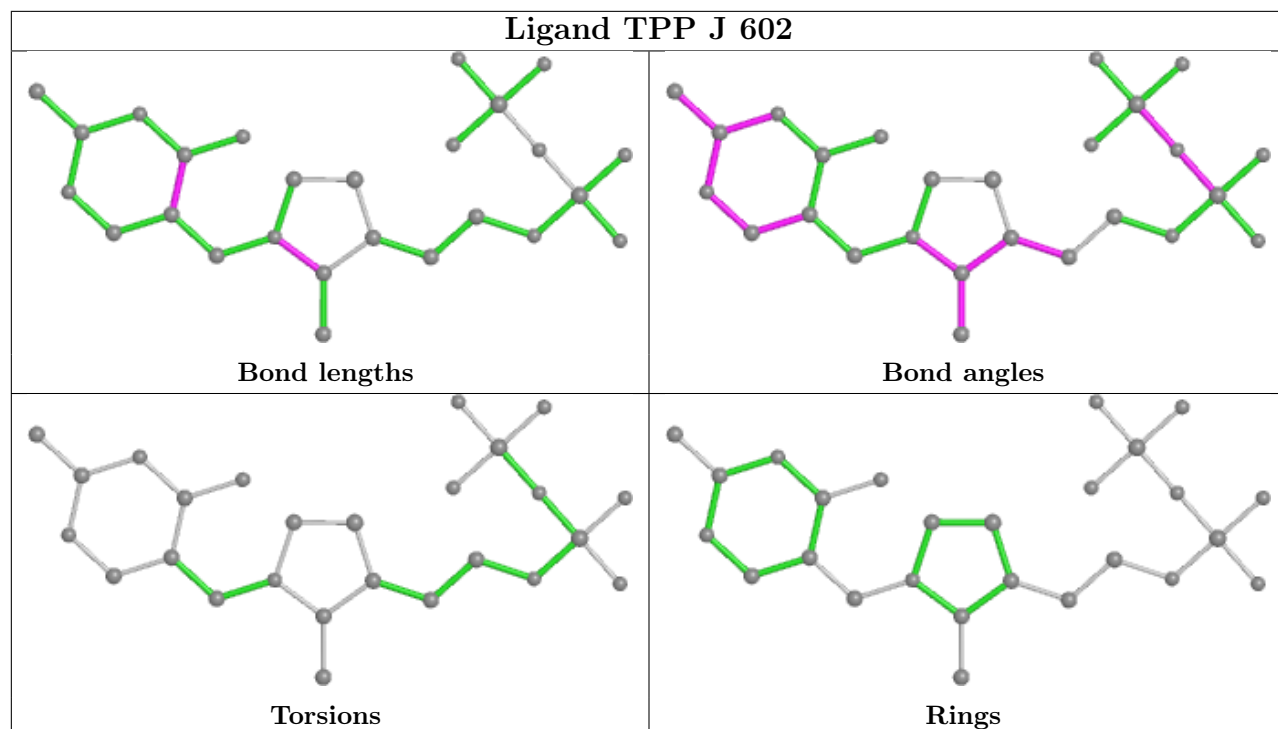
22 monomers are involved in 41 short contacts:

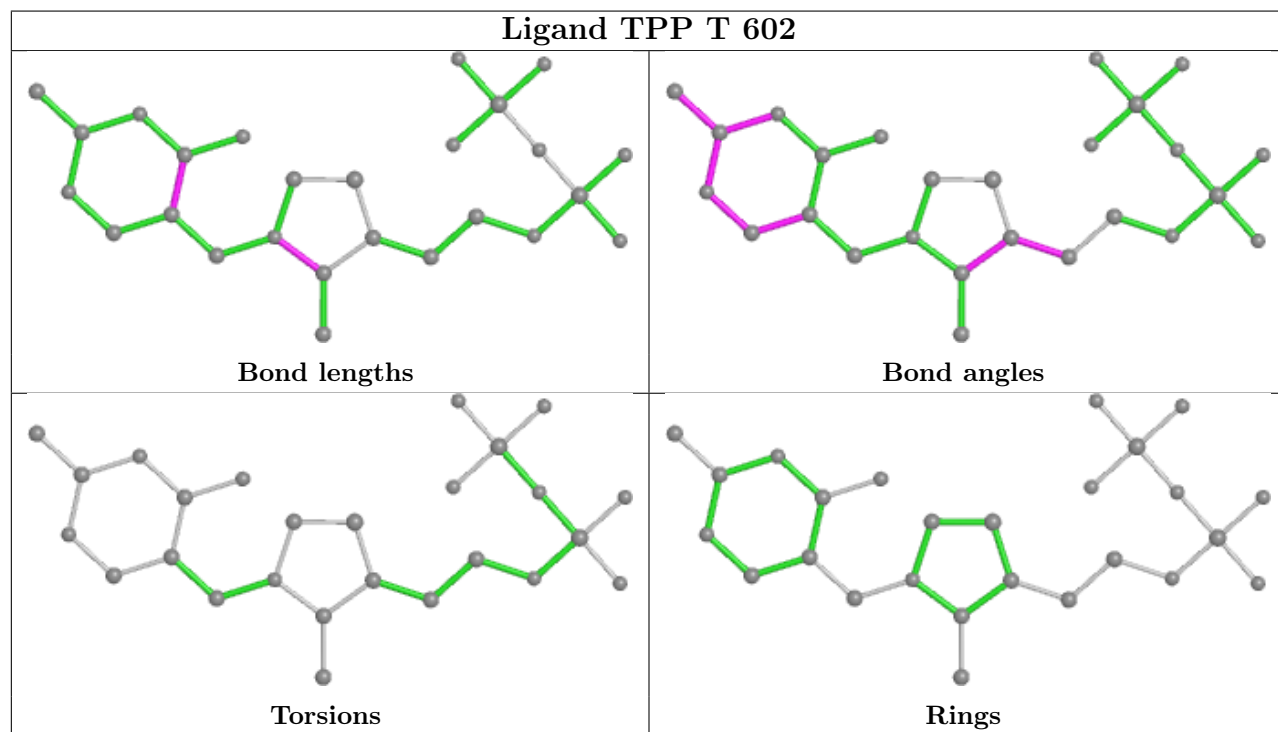
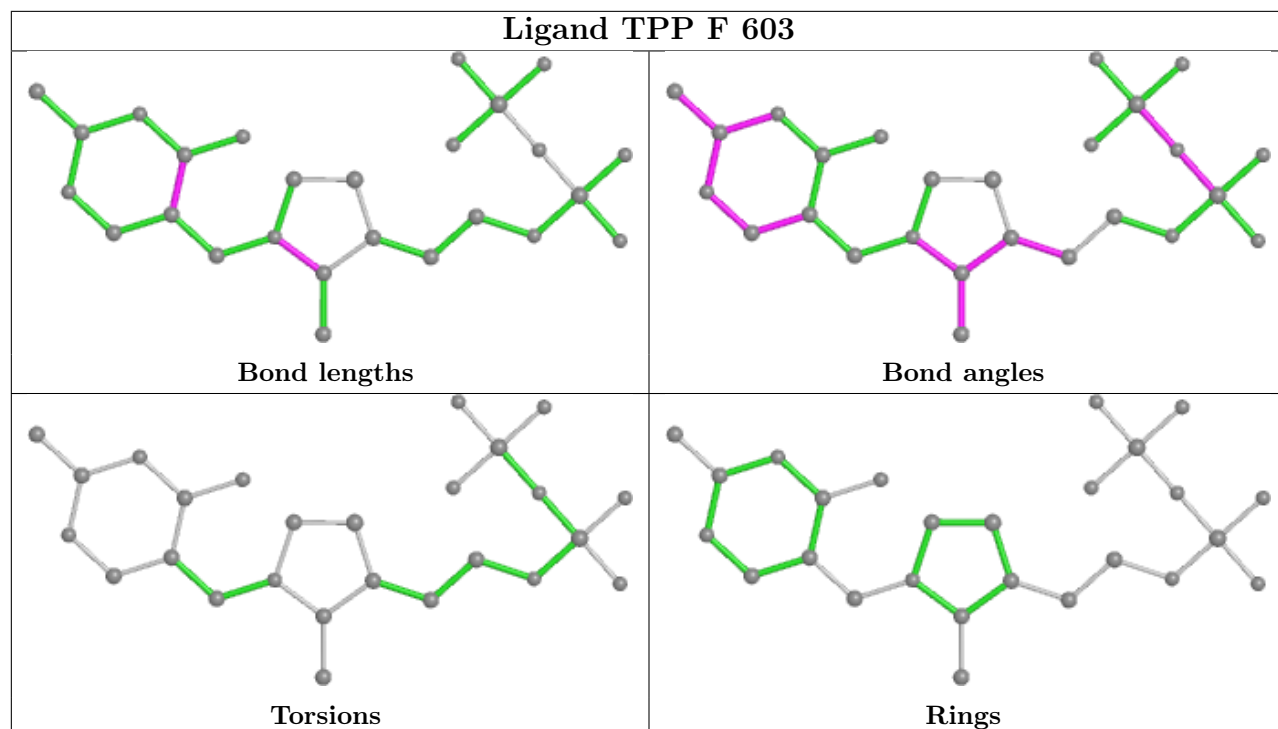
Mol	Chain	Res	Type	Clashes	Symm-Clashes
3	E	602	TPP	4	0
3	C	602	TPP	2	0
3	A	602	TPP	1	0
3	J	602	TPP	2	0
3	Q	602	TPP	2	0
3	F	603	TPP	1	0
3	T	602	TPP	1	0
3	U	602	TPP	1	0
3	P	602	TPP	2	0
3	D	602	TPP	2	0
3	O	602	TPP	2	0
3	X	602	TPP	2	0
3	N	602	TPP	2	0
4	F	601	EDO	2	0
3	L	602	TPP	2	0
3	R	602	TPP	2	0
3	M	602	TPP	2	0
3	I	602	TPP	2	0
3	W	602	TPP	1	0
3	K	602	TPP	2	0
3	G	602	TPP	3	0
3	H	602	TPP	2	0

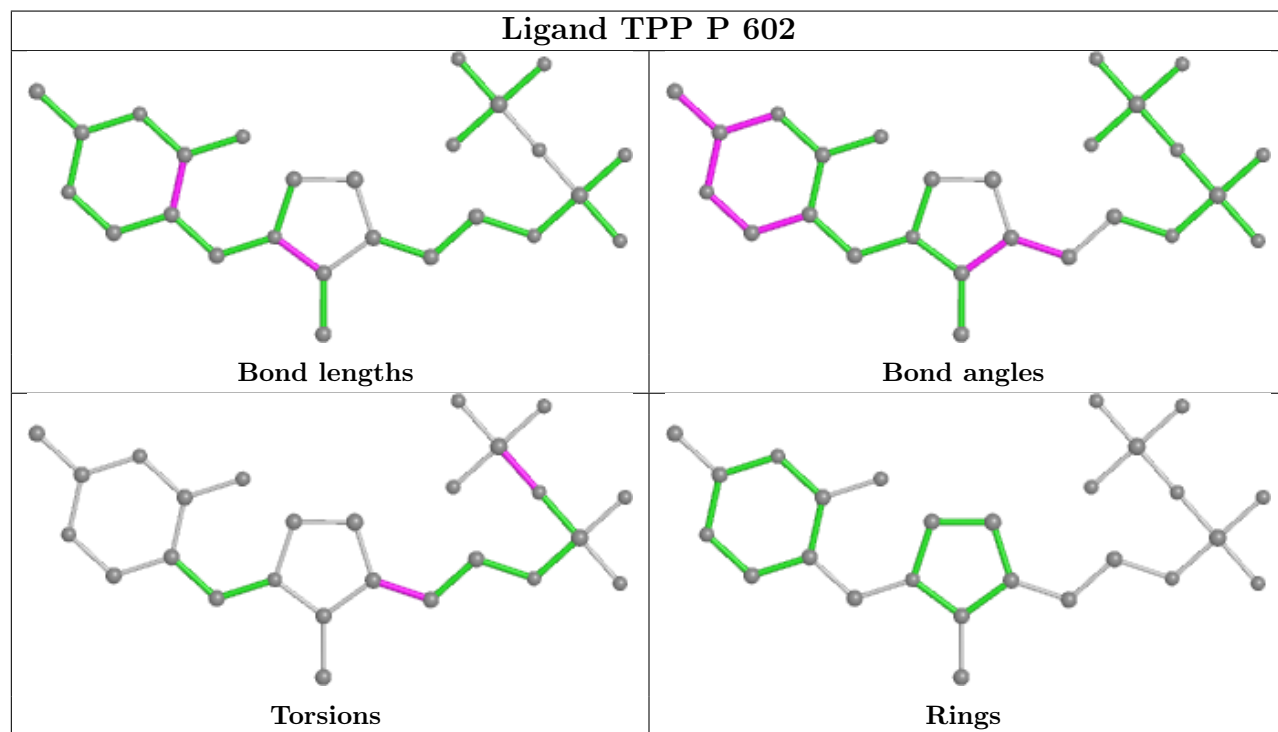
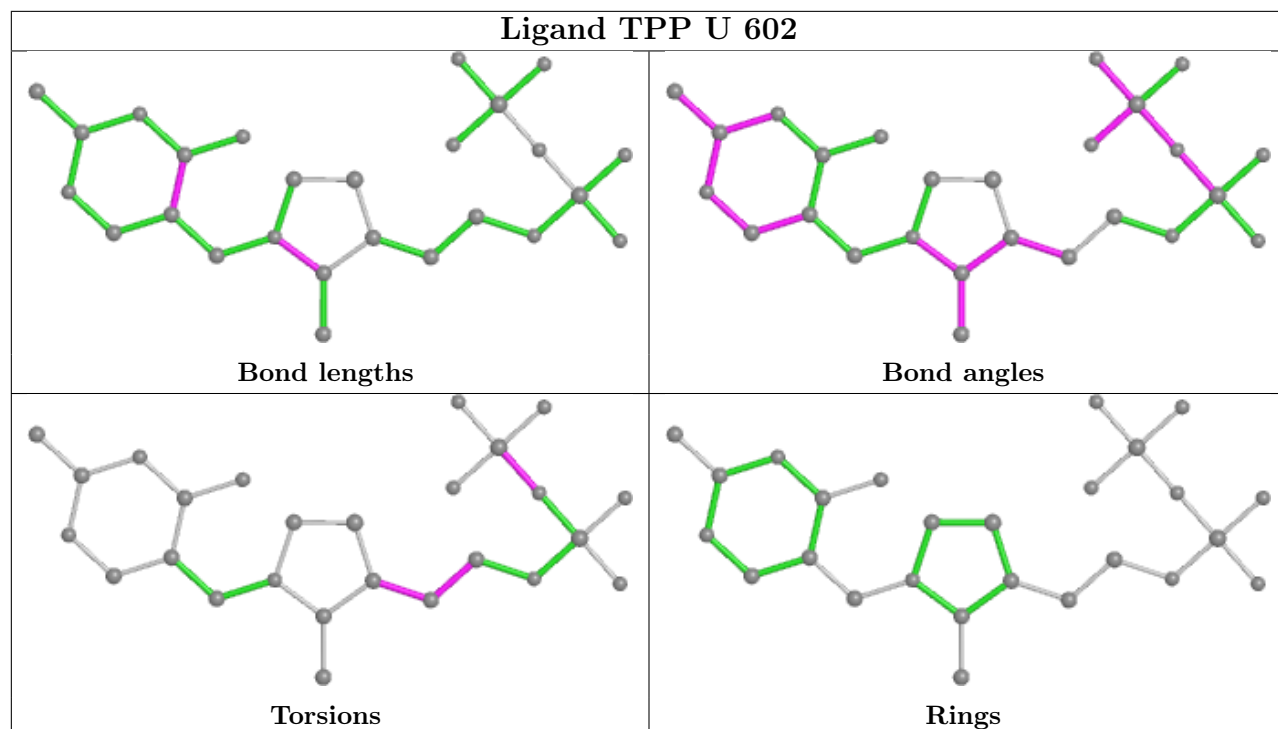
The following is a two-dimensional graphical depiction of Mogul quality analysis of bond lengths, bond angles, torsion angles, and ring geometry for all instances of the Ligand of Interest. In addition, ligands with molecular weight > 250 and outliers as shown on the validation Tables will also be included. For torsion angles, if less than 5% of the Mogul distribution of torsion angles is within 10 degrees of the torsion angle in question, then that torsion angle is considered an outlier. Any bond that is central to one or more torsion angles identified as an outlier by Mogul will be highlighted in the graph. For rings, the root-mean-square deviation (RMSD) between the ring in question and similar rings identified by Mogul is calculated over all ring torsion angles. If the average RMSD is greater than 60 degrees and the minimal RMSD between the ring in question and any Mogul-identified rings is also greater than 60 degrees, then that ring is considered an outlier. The outliers are highlighted in purple. The color gray indicates Mogul did not find sufficient equivalents in the CSD to analyse the geometry.

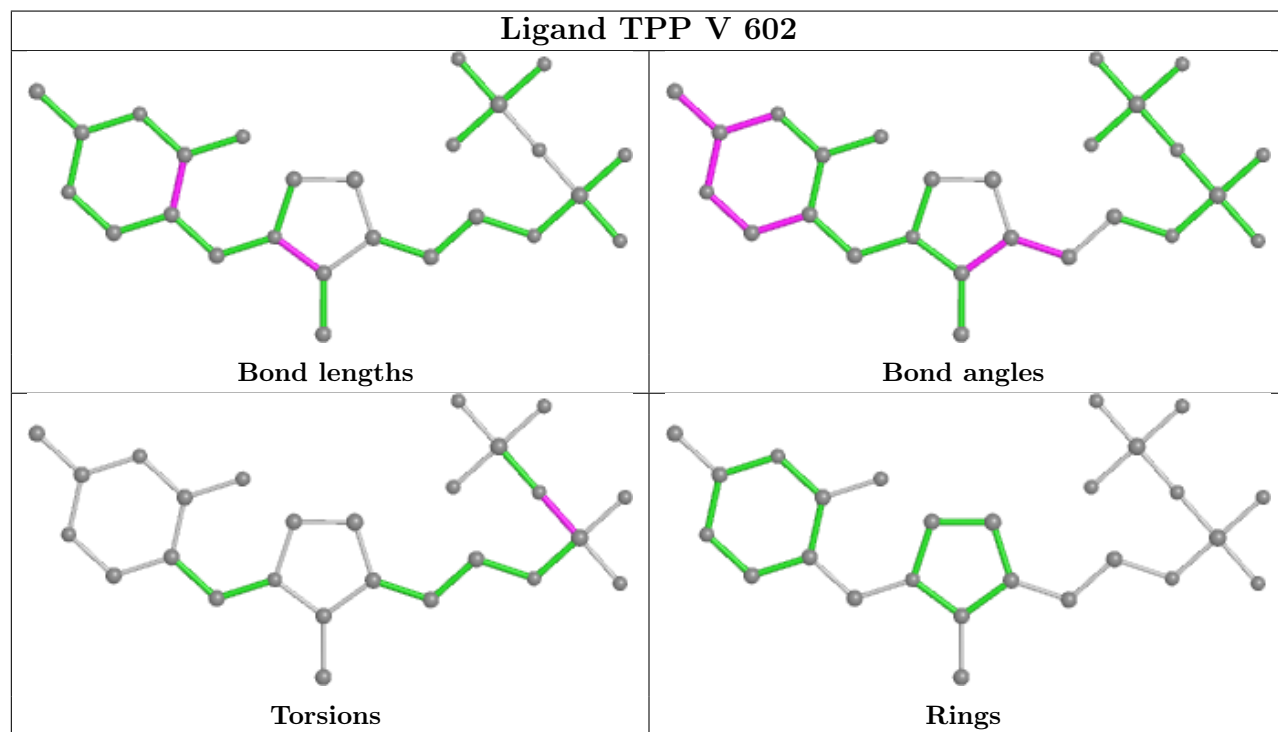
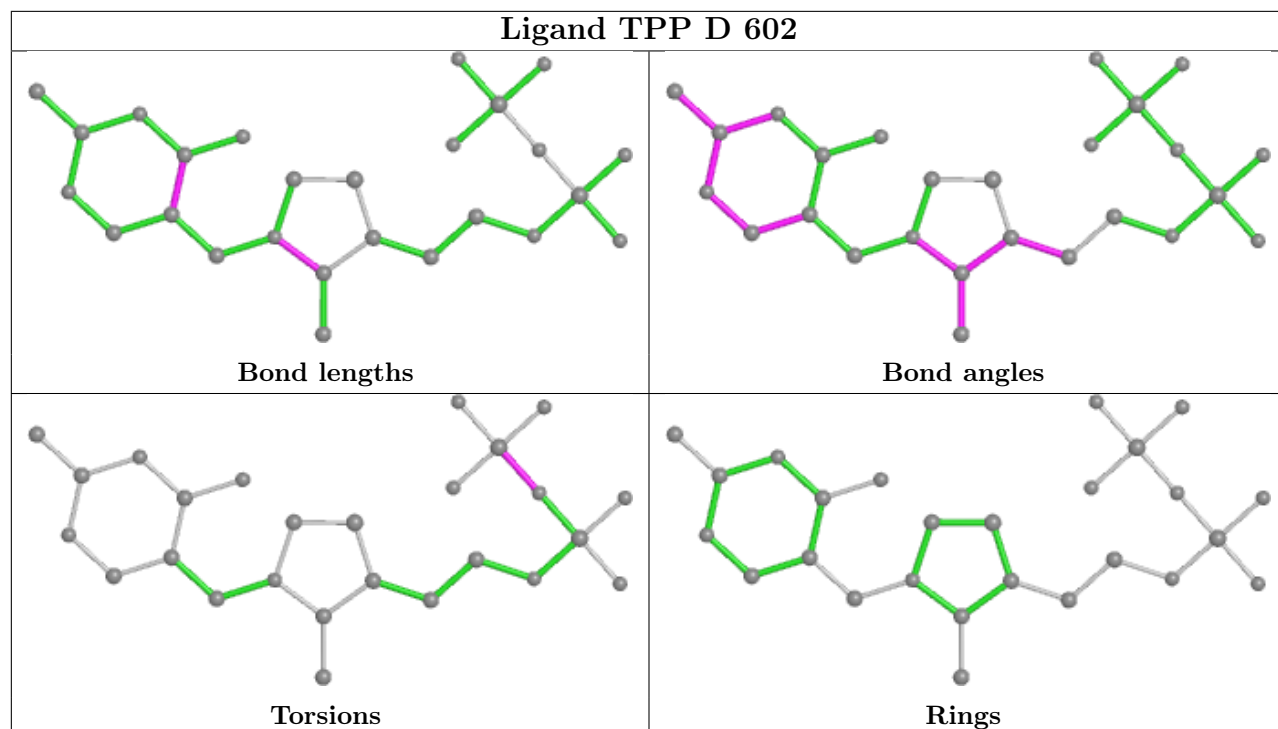


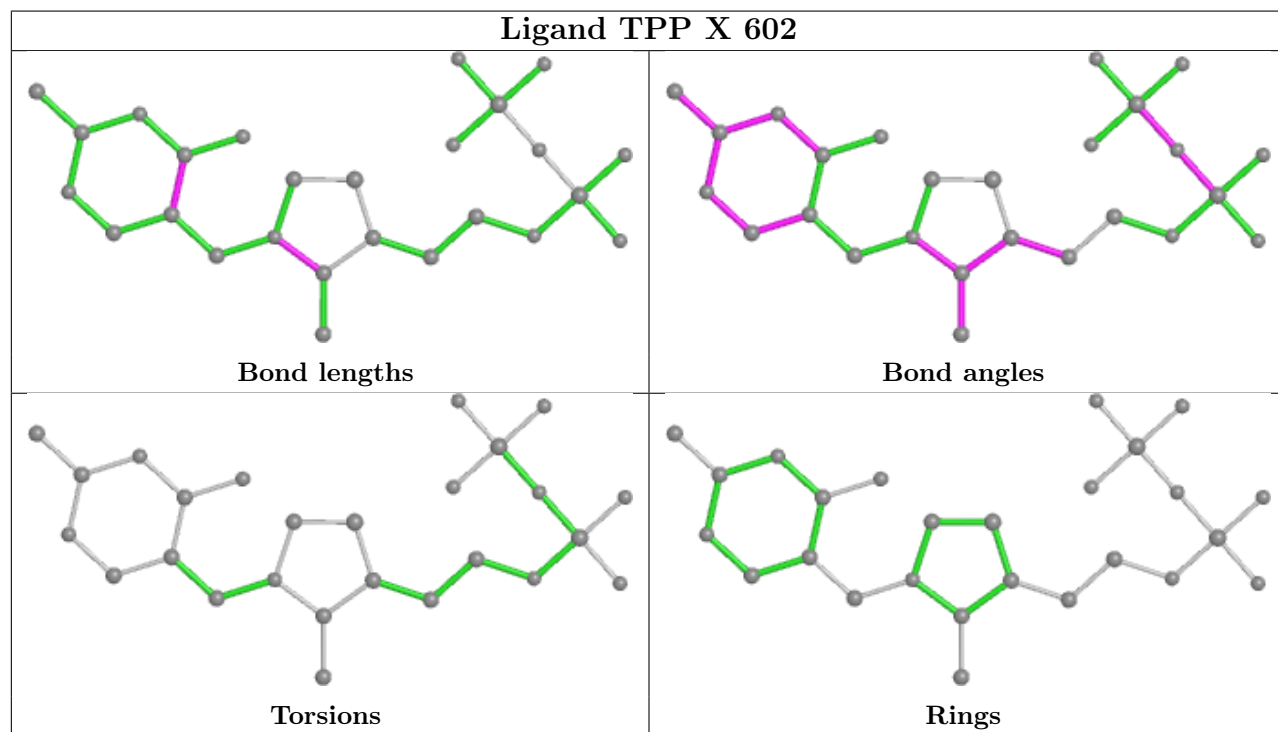
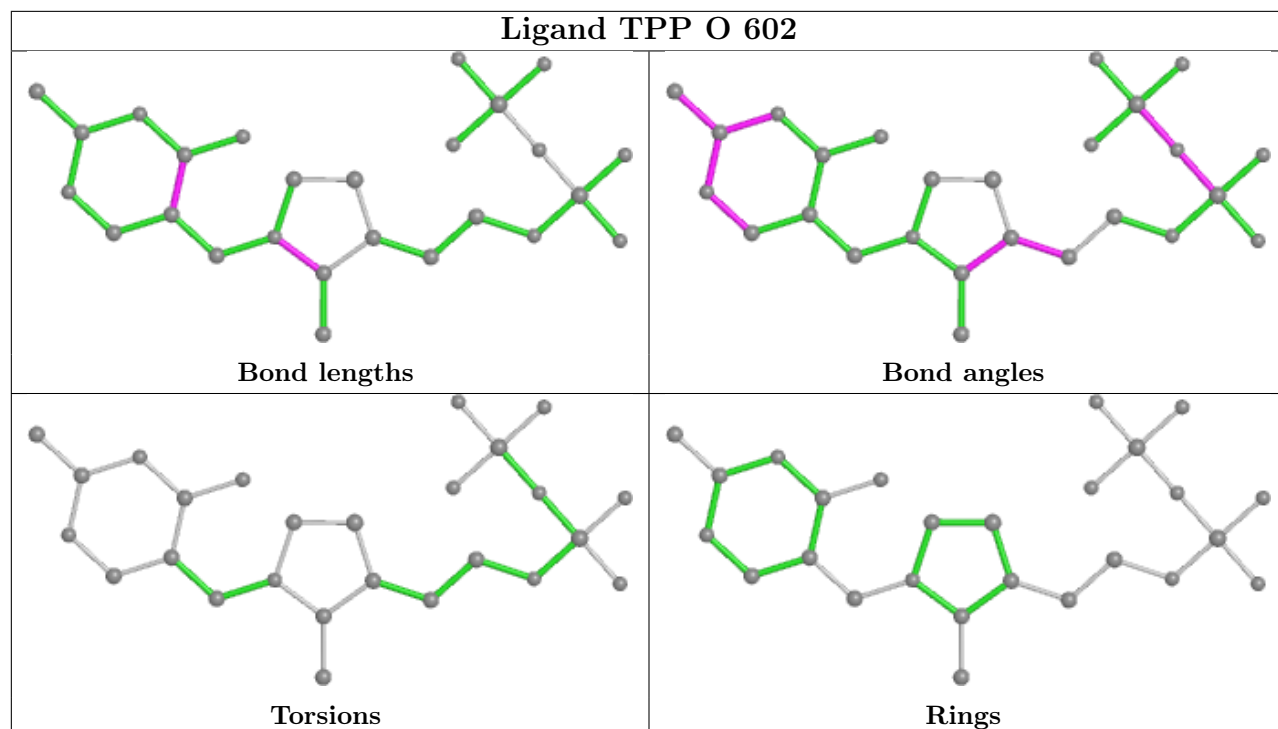


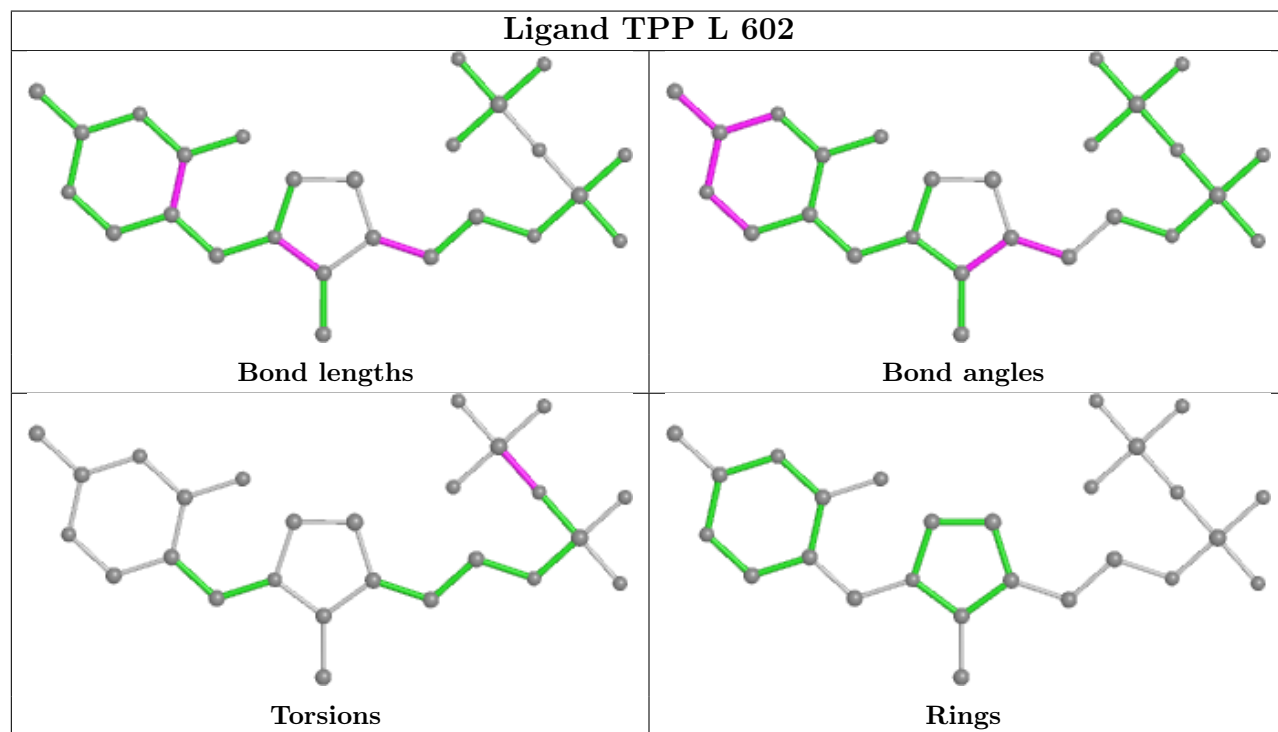
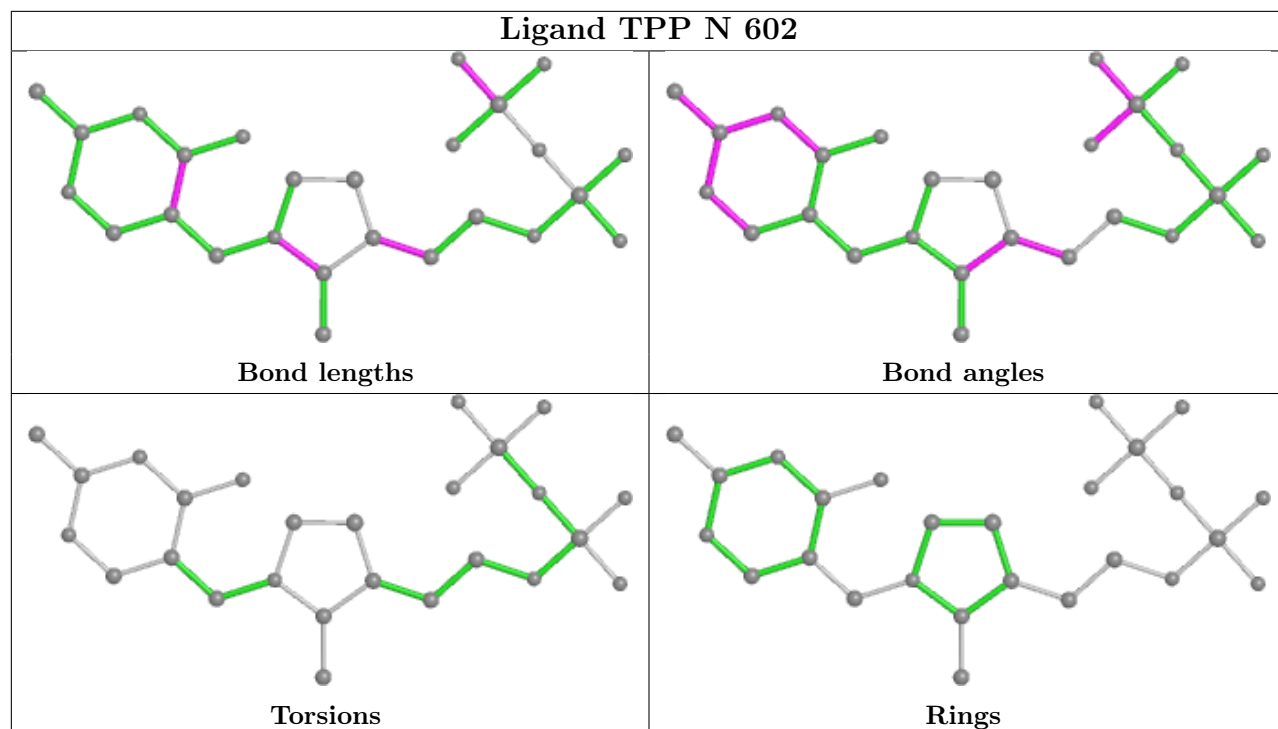


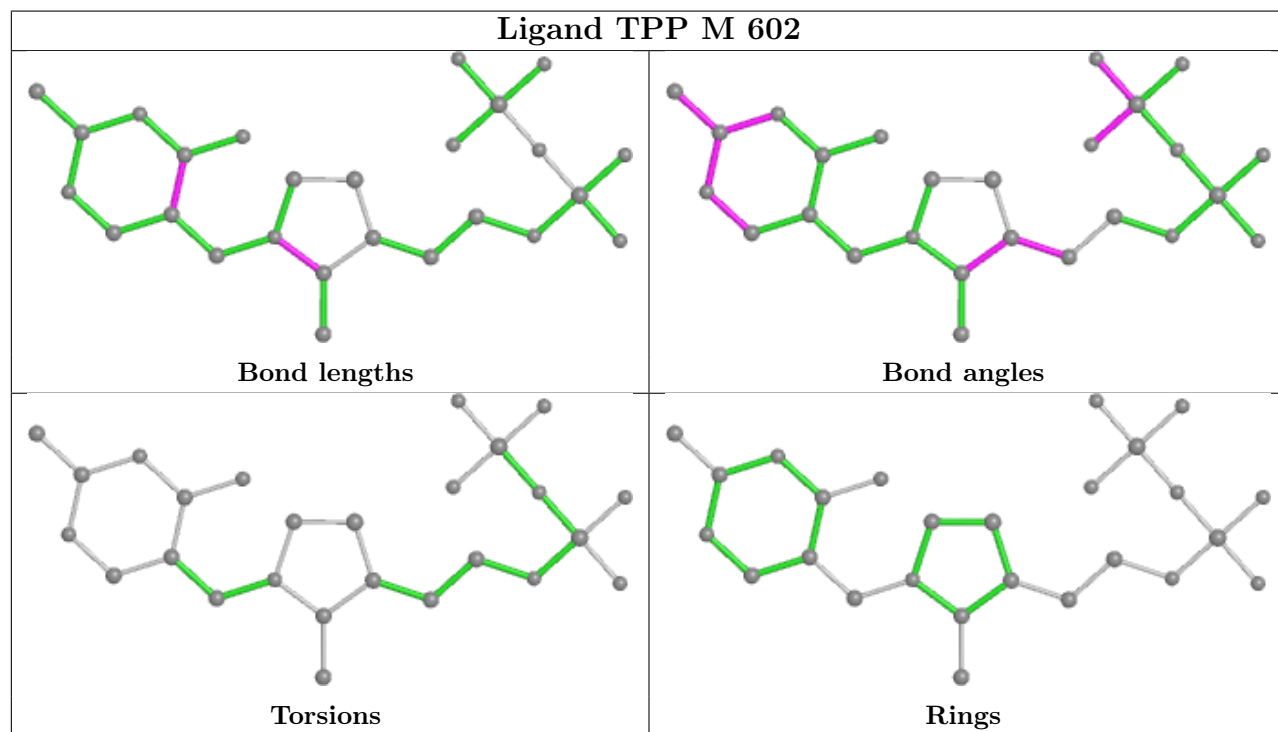
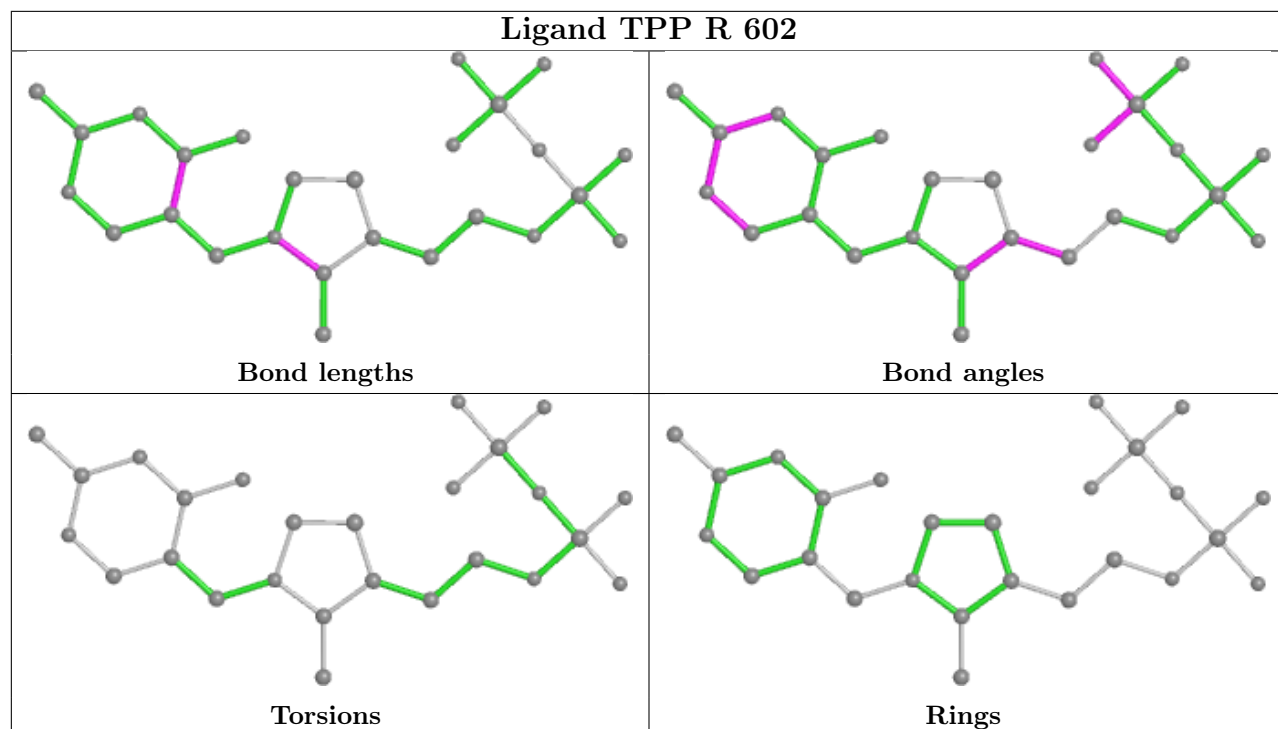


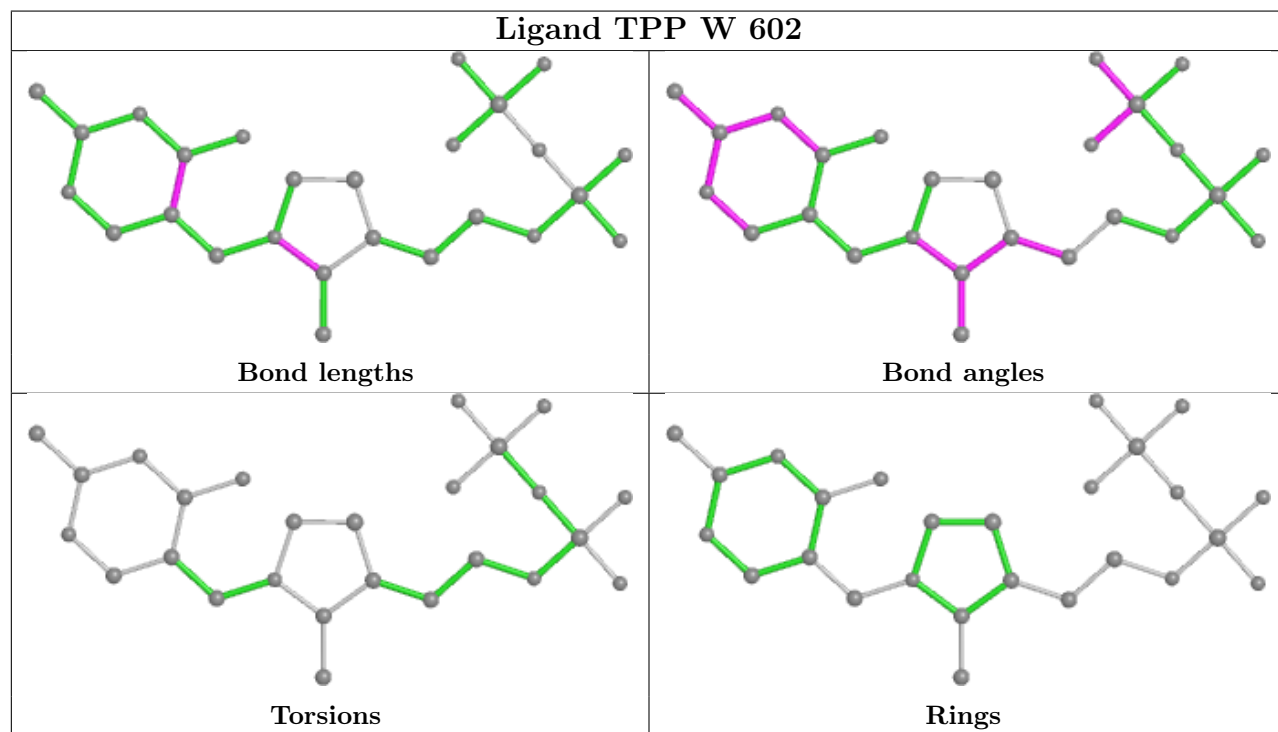
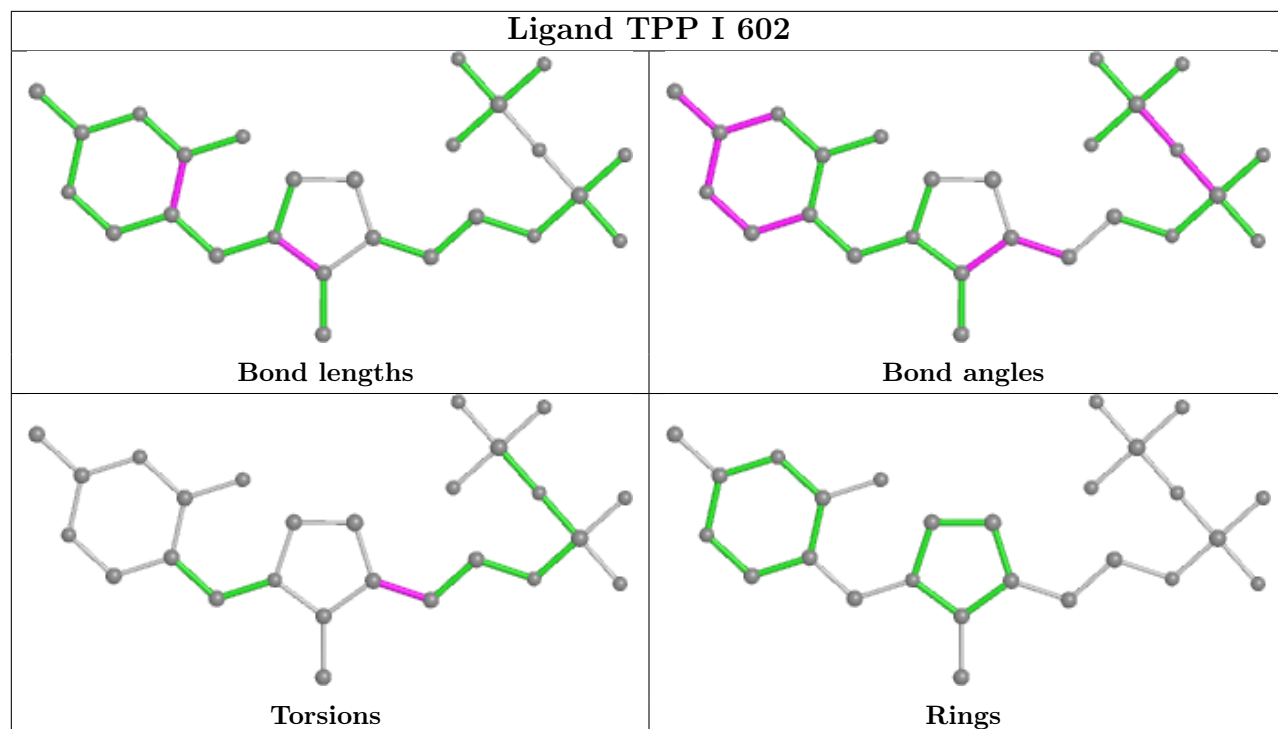


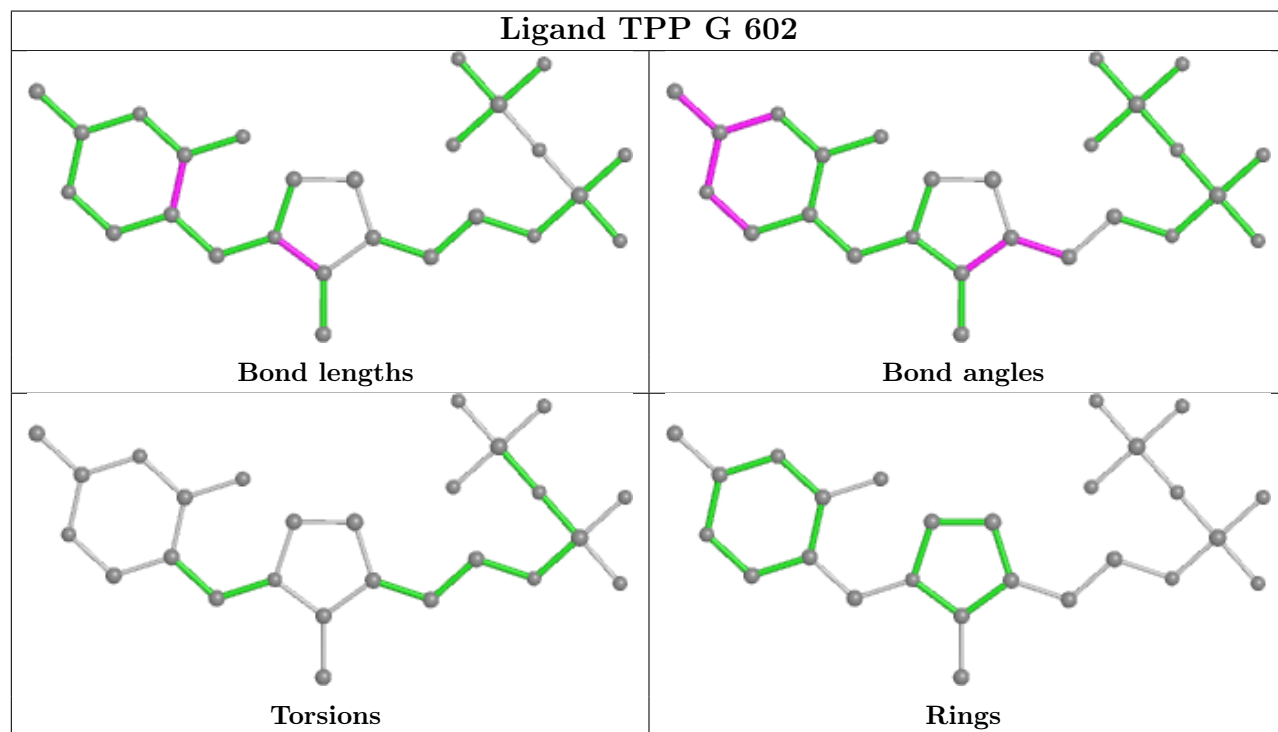
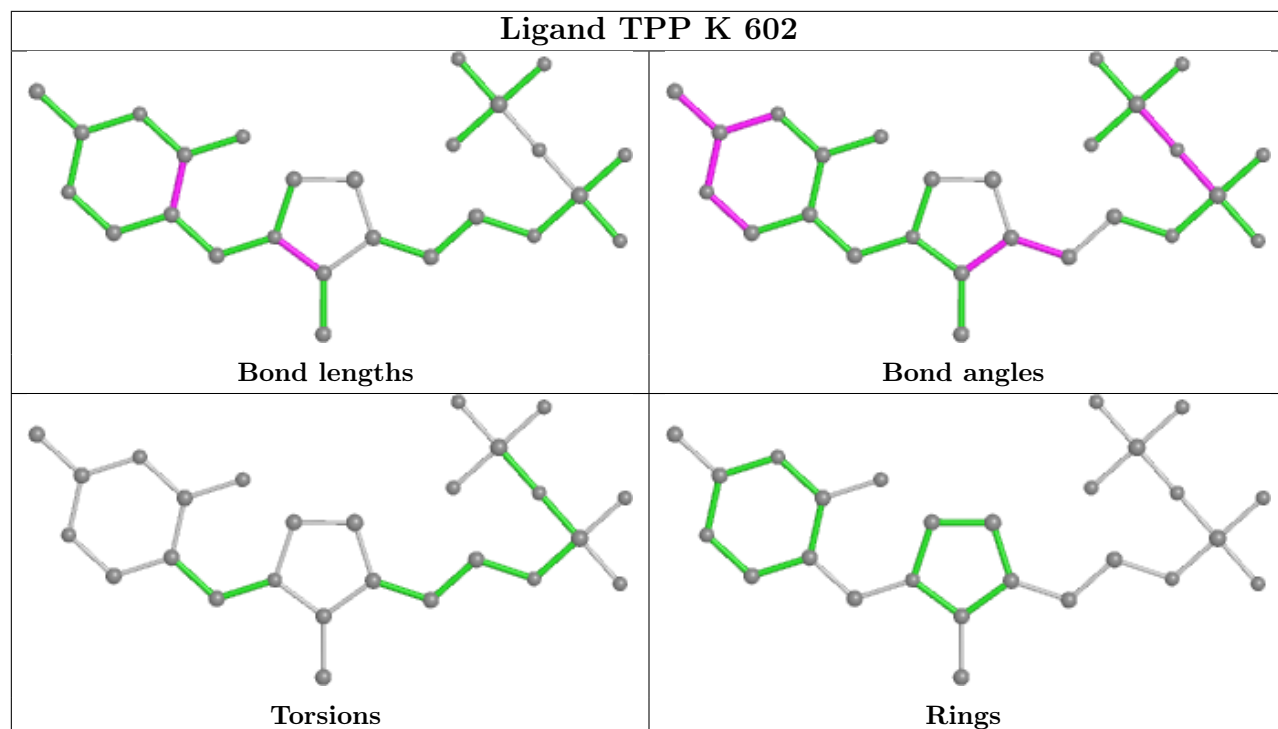


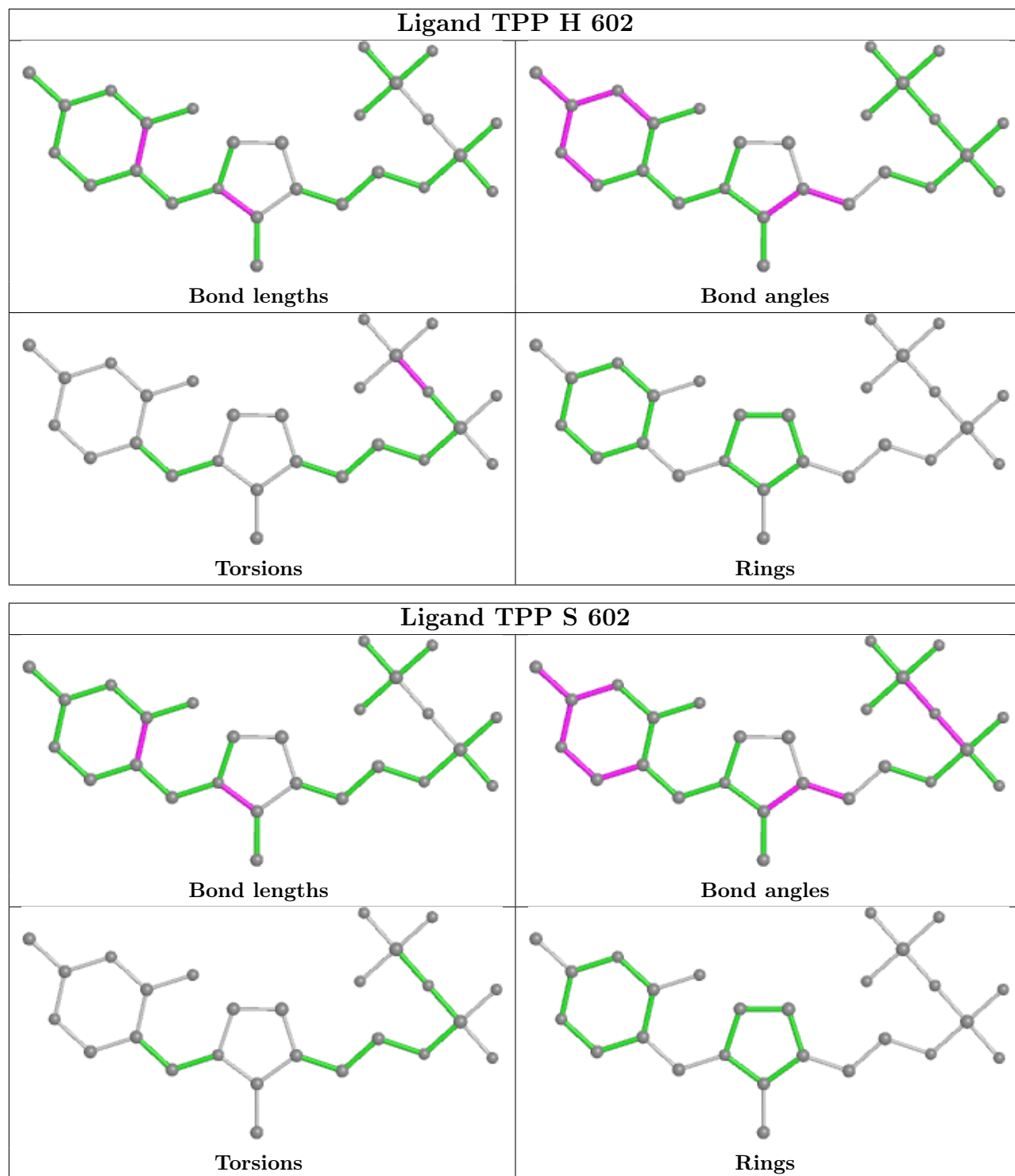












5.7 Other polymers [\(i\)](#)

There are no such residues in this entry.

5.8 Polymer linkage issues

The following chains have linkage breaks:

Mol	Chain	Number of breaks
1	I	1
1	E	1

All chain breaks are listed below:

Model	Chain	Residue-1	Atom-1	Residue-2	Atom-2	Distance (Å)
1	I	555:GLN	C	556:ALA	N	5.35
1	E	555:GLN	C	556:ALA	N	3.78

6 Fit of model and data i

6.1 Protein, DNA and RNA chains i

In the following table, the column labelled ‘#RSRZ> 2’ contains the number (and percentage) of RSRZ outliers, followed by percent RSRZ outliers for the chain as percentile scores relative to all X-ray entries and entries of similar resolution. The OWAB column contains the minimum, median, 95th percentile and maximum values of the occupancy-weighted average B-factor per residue. The column labelled ‘Q< 0.9’ lists the number of (and percentage) of residues with an average occupancy less than 0.9.

Mol	Chain	Analysed	<RSRZ>	#RSRZ>2	OWAB(Å ²)	Q<0.9
1	A	555/573 (96%)	0.16	12 (2%) 62 69	15, 27, 44, 68	0
1	B	555/573 (96%)	0.10	13 (2%) 60 68	12, 25, 44, 66	0
1	C	555/573 (96%)	-0.08	6 (1%) 80 85	10, 19, 36, 57	0
1	D	555/573 (96%)	-0.04	6 (1%) 80 85	12, 21, 37, 58	0
1	E	556/573 (97%)	-0.16	6 (1%) 80 85	11, 20, 35, 76	0
1	F	555/573 (96%)	-0.18	2 (0%) 92 94	9, 17, 31, 55	0
1	G	555/573 (96%)	0.04	12 (2%) 62 69	13, 24, 41, 62	0
1	H	555/573 (96%)	0.11	8 (1%) 75 80	14, 26, 43, 66	0
1	I	556/573 (97%)	0.10	14 (2%) 57 65	12, 23, 44, 88	0
1	J	555/573 (96%)	-0.04	6 (1%) 80 85	12, 21, 38, 66	0
1	K	555/573 (96%)	0.00	12 (2%) 62 69	12, 22, 40, 58	0
1	L	555/573 (96%)	-0.13	4 (0%) 87 91	13, 21, 37, 58	0
1	M	555/573 (96%)	-0.16	3 (0%) 91 93	9, 16, 32, 50	0
1	N	555/573 (96%)	-0.10	3 (0%) 91 93	8, 17, 31, 51	0
1	O	555/573 (96%)	0.06	12 (2%) 62 69	12, 23, 41, 62	0
1	P	555/573 (96%)	-0.06	10 (1%) 68 75	10, 22, 42, 63	0
1	Q	555/573 (96%)	0.11	16 (2%) 51 61	13, 26, 43, 63	0
1	R	555/573 (96%)	0.06	11 (1%) 65 72	13, 25, 44, 74	0
1	S	555/573 (96%)	0.00	10 (1%) 68 75	13, 23, 42, 64	0
1	T	555/573 (96%)	-0.04	5 (0%) 84 88	13, 24, 40, 59	0
1	U	555/573 (96%)	0.85	78 (14%) 2 3	19, 43, 73, 94	0
1	V	555/573 (96%)	0.74	79 (14%) 2 3	21, 41, 68, 98	0
1	W	555/573 (96%)	1.03	115 (20%) 1 1	21, 47, 73, 97	0
1	X	555/573 (96%)	0.14	12 (2%) 62 69	16, 31, 50, 77	0

Continued on next page...

Continued from previous page...

Mol	Chain	Analysed	<RSRZ>	#RSRZ>2	OWAB(Å ²)	Q<0.9
All	All	13322/13752 (96%)	0.10	455 (3%) 45 53	8, 24, 52, 98	0

All (455) RSRZ outliers are listed below:

Mol	Chain	Res	Type	RSRZ
1	I	556	ALA	12.3
1	E	556	ALA	6.5
1	U	343	GLY	6.3
1	V	349	LEU	5.5
1	W	348	VAL	5.4
1	W	351	ILE	5.4
1	W	353	ALA	5.4
1	W	1	MET	5.4
1	I	344	THR	5.4
1	W	354	ALA	5.3
1	U	267	GLU	5.2
1	V	354	ALA	5.1
1	W	391[A]	SER	5.1
1	W	267	GLU	5.1
1	U	349	LEU	5.0
1	W	342	GLN	5.0
1	W	273	VAL	4.9
1	W	346	ALA	4.9
1	W	233	ASP	4.8
1	W	352	GLU	4.8
1	W	249	PHE	4.7
1	W	347	PRO	4.7
1	W	280	LEU	4.6
1	V	351	ILE	4.6
1	W	211	VAL	4.6
1	W	541	ALA	4.6
1	O	354	ALA	4.5
1	A	351	ILE	4.5
1	W	344	THR	4.4
1	U	555	GLN	4.4
1	W	338	PRO	4.3
1	V	350	GLY	4.3
1	Q	350	GLY	4.3
1	W	355[A]	GLU	4.2
1	H	343	GLY	4.2
1	U	296	SER	4.2
1	I	352	GLU	4.2

Continued on next page...

Continued from previous page...

Mol	Chain	Res	Type	RSRZ
1	W	539	LEU	4.2
1	W	265	SER	4.1
1	V	555	GLN	4.1
1	W	349	LEU	4.1
1	W	268	GLY	4.0
1	V	345	GLN	4.0
1	V	352	GLU	4.0
1	U	278	ALA	4.0
1	W	269	ALA	4.0
1	W	301	ASP	3.9
1	E	343	GLY	3.9
1	W	350	GLY	3.9
1	U	205	LEU	3.9
1	W	205	LEU	3.9
1	W	538	THR	3.9
1	B	343	GLY	3.8
1	W	470	ALA	3.8
1	W	343	GLY	3.8
1	R	349	LEU	3.8
1	U	517	LEU	3.8
1	W	392	ARG	3.8
1	A	350	GLY	3.8
1	U	352	GLU	3.7
1	V	344	THR	3.7
1	W	262	GLY	3.7
1	K	352	GLU	3.7
1	L	343	GLY	3.7
1	V	347	PRO	3.7
1	U	271	GLU	3.7
1	S	343	GLY	3.6
1	V	301	ASP	3.6
1	W	278	ALA	3.6
1	W	259	LEU	3.6
1	W	302	ASN	3.6
1	U	236	GLY	3.5
1	U	268	GLY	3.5
1	V	359	PRO	3.5
1	V	214	LEU	3.5
1	U	300	GLY	3.5
1	W	369	ILE	3.5
1	W	282	LEU	3.5
1	Q	348	VAL	3.5

Continued on next page...

Continued from previous page...

Mol	Chain	Res	Type	RSRZ
1	O	352	GLU	3.5
1	N	343	GLY	3.5
1	W	341	THR	3.5
1	R	343	GLY	3.5
1	W	345	GLN	3.4
1	A	352	GLU	3.4
1	A	343	GLY	3.4
1	V	358	ALA	3.4
1	X	345	GLN	3.4
1	X	555	GLN	3.4
1	V	353	ALA	3.4
1	B	348	VAL	3.4
1	V	1	MET	3.3
1	U	256	PHE	3.3
1	W	272	LEU	3.3
1	W	260	TYR	3.3
1	U	277	ASP	3.3
1	U	269	ALA	3.3
1	U	275	ASN	3.3
1	I	207	ASP	3.3
1	T	1	MET	3.3
1	K	343	GLY	3.2
1	C	345	GLN	3.2
1	O	349	LEU	3.2
1	D	345	GLN	3.2
1	D	555	GLN	3.2
1	V	280	LEU	3.2
1	B	355[A]	GLU	3.2
1	H	555	GLN	3.2
1	W	388	PHE	3.2
1	X	348	VAL	3.2
1	W	332	GLU	3.2
1	V	332	GLU	3.2
1	U	348	VAL	3.2
1	U	391[A]	SER	3.2
1	U	1	MET	3.1
1	W	256	PHE	3.1
1	U	535	CYS	3.1
1	V	237	CYS	3.1
1	W	237	CYS	3.1
1	W	358	ALA	3.1
1	A	345	GLN	3.1

Continued on next page...

Continued from previous page...

Mol	Chain	Res	Type	RSRZ
1	V	355[A]	GLU	3.1
1	S	344	THR	3.1
1	V	340	THR	3.1
1	V	269	ALA	3.1
1	W	240	THR	3.1
1	K	537[A]	GLU	3.1
1	Q	345	GLN	3.1
1	U	332	GLU	3.1
1	B	345	GLN	3.0
1	W	261	TRP	3.0
1	F	555	GLN	3.0
1	U	350	GLY	3.0
1	V	205	LEU	3.0
1	U	276	ALA	3.0
1	W	271	GLU	3.0
1	A	355[A]	GLU	3.0
1	H	345	GLN	3.0
1	M	345	GLN	3.0
1	N	555	GLN	3.0
1	G	343	GLY	3.0
1	X	350	GLY	3.0
1	U	369	ILE	2.9
1	W	212	VAL	2.9
1	E	352	GLU	2.9
1	U	252	ASP	2.9
1	U	539	LEU	2.9
1	J	345	GLN	2.9
1	O	345	GLN	2.9
1	W	537	GLU	2.9
1	P	495	ASP	2.9
1	U	341	THR	2.9
1	U	345	GLN	2.9
1	U	212	VAL	2.9
1	U	471	ILE	2.9
1	V	388	PHE	2.9
1	W	542	TRP	2.9
1	J	355[A]	GLU	2.9
1	O	555	GLN	2.9
1	V	206	GLN	2.9
1	R	355[A]	GLU	2.9
1	I	350	GLY	2.9
1	K	533	ASP	2.9

Continued on next page...

Continued from previous page...

Mol	Chain	Res	Type	RSRZ
1	Q	495	ASP	2.9
1	R	352	GLU	2.9
1	W	225	GLU	2.9
1	W	264	VAL	2.8
1	O	350	GLY	2.8
1	W	290	ALA	2.8
1	Q	343	GLY	2.8
1	J	352	GLU	2.8
1	Q	349	LEU	2.8
1	W	255	ASN	2.8
1	K	348	VAL	2.8
1	J	343	GLY	2.8
1	V	470	ALA	2.8
1	W	297	TRP	2.8
1	V	369	ILE	2.8
1	Q	344	THR	2.8
1	S	350	GLY	2.8
1	V	495	ASP	2.8
1	V	271	GLU	2.8
1	W	258	GLY	2.8
1	V	533	ASP	2.7
1	G	344	THR	2.7
1	D	352	GLU	2.7
1	A	349	LEU	2.7
1	H	267	GLU	2.7
1	U	211	VAL	2.7
1	W	266	SER	2.7
1	W	518	ASP	2.7
1	A	555	GLN	2.7
1	V	209	GLN	2.7
1	W	337	ARG	2.7
1	L	344	THR	2.7
1	W	277	ASP	2.7
1	R	345	GLN	2.7
1	V	203	GLU	2.7
1	W	393	MET	2.7
1	V	256	PHE	2.7
1	C	555	GLN	2.7
1	Q	1	MET	2.7
1	W	235	LEU	2.7
1	U	273	VAL	2.6
1	V	212	VAL	2.6

Continued on next page...

Continued from previous page...

Mol	Chain	Res	Type	RSRZ
1	V	348	VAL	2.6
1	K	345	GLN	2.6
1	U	541	ALA	2.6
1	K	344	THR	2.6
1	N	352	GLU	2.6
1	U	203	GLU	2.6
1	W	387	TRP	2.6
1	C	343	GLY	2.6
1	D	343	GLY	2.6
1	M	343	GLY	2.6
1	Q	351	ILE	2.6
1	B	352	GLU	2.6
1	U	249	PHE	2.6
1	U	233	ASP	2.6
1	V	367	ARG	2.6
1	W	215	VAL	2.6
1	V	297	TRP	2.6
1	J	344	THR	2.6
1	P	555	GLN	2.6
1	X	267	GLU	2.6
1	U	375	SER	2.6
1	V	391[A]	SER	2.6
1	V	235	LEU	2.6
1	V	282	LEU	2.6
1	A	267	GLU	2.6
1	D	495	ASP	2.6
1	G	355[A]	GLU	2.6
1	V	327	ALA	2.6
1	W	340	THR	2.6
1	W	294	TRP	2.6
1	I	349	LEU	2.6
1	Q	533	ASP	2.5
1	V	259	LEU	2.6
1	O	343	GLY	2.5
1	E	555	GLN	2.5
1	K	555	GLN	2.5
1	U	237	CYS	2.5
1	V	231	LEU	2.5
1	B	350	GLY	2.5
1	U	295	ASN	2.5
1	W	213	MET	2.5
1	S	555	GLN	2.5

Continued on next page...

Continued from previous page...

Mol	Chain	Res	Type	RSRZ
1	G	271	GLU	2.5
1	V	267	GLU	2.5
1	U	514	LYS	2.5
1	W	238	ALA	2.5
1	H	301	ASP	2.5
1	X	1	MET	2.5
1	K	349	LEU	2.5
1	W	545	ARG	2.5
1	E	301	ASP	2.5
1	U	495	ASP	2.5
1	O	355	GLU	2.5
1	U	347	PRO	2.5
1	U	206	GLN	2.5
1	U	301	ASP	2.5
1	W	236	GLY	2.5
1	W	286	PHE	2.5
1	W	533	ASP	2.5
1	X	343	GLY	2.5
1	P	332	GLU	2.5
1	U	355[A]	GLU	2.5
1	V	207	ASP	2.5
1	V	260	TYR	2.5
1	V	258	GLY	2.5
1	H	344	THR	2.4
1	W	509	LEU	2.4
1	G	348	VAL	2.4
1	X	301	ASP	2.4
1	Q	347	PRO	2.4
1	W	270	GLN	2.4
1	T	494	GLU	2.4
1	W	275	ASN	2.4
1	V	239	VAL	2.4
1	W	333	LYS	2.4
1	G	350	GLY	2.4
1	G	352	GLU	2.4
1	V	249	PHE	2.4
1	V	272	LEU	2.4
1	R	350	GLY	2.4
1	W	385	ASP	2.4
1	U	314	ALA	2.4
1	R	344	THR	2.4
1	U	393	MET	2.4

Continued on next page...

Continued from previous page...

Mol	Chain	Res	Type	RSRZ
1	O	391[A]	SER	2.4
1	V	262	GLY	2.4
1	U	342	GLN	2.4
1	A	348	VAL	2.4
1	U	299	LYS	2.4
1	B	533	ASP	2.4
1	Q	301	ASP	2.4
1	U	255	ASN	2.4
1	V	541	ALA	2.4
1	V	300	GLY	2.4
1	W	281	CYS	2.4
1	U	272	LEU	2.4
1	S	533	ASP	2.4
1	V	363	ASP	2.4
1	W	534	ASP	2.4
1	O	348	VAL	2.4
1	H	271	GLU	2.4
1	K	355[A]	GLU	2.4
1	L	1	MET	2.4
1	U	331	ALA	2.4
1	L	345	GLN	2.4
1	Q	555	GLN	2.4
1	S	345	GLN	2.4
1	U	234	ARG	2.4
1	I	343	GLY	2.4
1	I	301	ASP	2.4
1	V	245	ALA	2.3
1	V	531	ALA	2.3
1	B	495	ASP	2.3
1	J	495	ASP	2.3
1	T	271	GLU	2.3
1	V	540	ILE	2.3
1	W	241	ILE	2.3
1	W	360	LEU	2.3
1	W	359	PRO	2.3
1	V	273	VAL	2.3
1	I	495	ASP	2.3
1	P	350	GLY	2.3
1	V	343	GLY	2.3
1	W	203	GLU	2.3
1	I	345	GLN	2.3
1	I	555	GLN	2.3

Continued on next page...

Continued from previous page...

Mol	Chain	Res	Type	RSRZ
1	V	266	SER	2.3
1	X	271	GLU	2.3
1	W	229	VAL	2.3
1	B	267	GLU	2.3
1	W	363	ASP	2.3
1	P	345	GLN	2.3
1	V	286	PHE	2.3
1	W	535	CYS	2.3
1	I	267	GLU	2.3
1	V	251	GLU	2.3
1	V	494	GLU	2.3
1	V	537	GLU	2.3
1	S	1	MET	2.2
1	U	354	ALA	2.2
1	W	214	LEU	2.2
1	V	536	THR	2.2
1	X	545	ARG	2.2
1	U	261	TRP	2.2
1	U	262	GLY	2.2
1	W	504	SER	2.2
1	W	430	ILE	2.2
1	M	1	MET	2.2
1	U	376	ASP	2.2
1	V	211	VAL	2.2
1	W	263	GLU	2.2
1	A	494	GLU	2.2
1	C	203	GLU	2.2
1	V	510	GLU	2.2
1	V	463	ARG	2.2
1	U	390	ALA	2.2
1	B	344	THR	2.2
1	E	355[A]	GLU	2.2
1	H	495[A]	ASP	2.2
1	T	267	GLU	2.2
1	U	534	ASP	2.2
1	W	274	GLU	2.2
1	W	239	VAL	2.2
1	V	234	ARG	2.2
1	V	357	ASN	2.2
1	W	362	ASN	2.2
1	C	494	GLU	2.2
1	A	252	ASP	2.2

Continued on next page...

Continued from previous page...

Mol	Chain	Res	Type	RSRZ
1	B	207	ASP	2.2
1	W	207	ASP	2.2
1	W	336	SER	2.2
1	U	263	GLU	2.2
1	G	353	ALA	2.2
1	W	331	ALA	2.2
1	W	390	ALA	2.2
1	U	351	ILE	2.1
1	V	274	GLU	2.1
1	W	466	VAL	2.1
1	D	350	GLY	2.1
1	G	345	GLN	2.1
1	V	265	SER	2.1
1	V	334	ALA	2.1
1	V	366	THR	2.1
1	W	399	ALA	2.1
1	B	332	GLU	2.1
1	U	279	ILE	2.1
1	F	533	ASP	2.1
1	R	495	ASP	2.1
1	G	1	MET	2.1
1	P	343	GLY	2.1
1	O	347	PRO	2.1
1	W	536	THR	2.1
1	X	352	GLU	2.1
1	U	207	ASP	2.1
1	U	501	LEU	2.1
1	W	209	GLN	2.1
1	W	42[A]	GLU	2.1
1	W	510	GLU	2.1
1	K	354	ALA	2.1
1	U	39	LYS	2.1
1	S	352	GLU	2.1
1	W	494	GLU	2.1
1	U	258	GLY	2.1
1	V	248	PHE	2.1
1	W	548	ALA	2.1
1	O	495	ASP	2.1
1	P	301	ASP	2.1
1	R	207	ASP	2.1
1	R	533	ASP	2.1
1	P	271	GLU	2.1

Continued on next page...

Continued from previous page...

Mol	Chain	Res	Type	RSRZ
1	Q	267	GLU	2.1
1	U	362	ASN	2.1
1	V	292	VAL	2.1
1	G	555	GLN	2.1
1	V	238	ALA	2.1
1	T	537	GLU	2.0
1	P	272	LEU	2.0
1	S	495	ASP	2.0
1	U	430	ILE	2.0
1	U	518	ASP	2.0
1	W	540	ILE	2.0
1	C	1	MET	2.0
1	U	214	LEU	2.0
1	V	553	LYS	2.0
1	W	248	PHE	2.0
1	W	458	PHE	2.0
1	U	297	TRP	2.0
1	X	209	GLN	2.0
1	S	535	CYS	2.0
1	V	393	MET	2.0
1	U	280	LEU	2.0
1	W	231	LEU	2.0
1	B	537	GLU	2.0
1	I	271	GLU	2.0
1	K	271	GLU	2.0
1	Q	271	GLU	2.0
1	G	533	ASP	2.0
1	U	545	ARG	2.0
1	V	295	ASN	2.0
1	W	210	ASN	2.0
1	U	338	PRO	2.0
1	W	394	PRO	2.0
1	P	1	MET	2.0
1	I	355	GLU	2.0
1	Q	352	GLU	2.0
1	R	267	GLU	2.0
1	U	274	GLU	2.0
1	W	222	ALA	2.0
1	U	215	VAL	2.0
1	U	546	VAL	2.0

6.2 Non-standard residues in protein, DNA, RNA chains [i](#)

There are no non-standard protein/DNA/RNA residues in this entry.

6.3 Carbohydrates [i](#)

There are no monosaccharides in this entry.

6.4 Ligands [i](#)

In the following table, the Atoms column lists the number of modelled atoms in the group and the number defined in the chemical component dictionary. The B-factors column lists the minimum, median, 95th percentile and maximum values of B factors of atoms in the group. The column labelled 'Q< 0.9' lists the number of atoms with occupancy less than 0.9.

Mol	Type	Chain	Res	Atoms	RSCC	RSR	B-factors(Å ²)	Q<0.9
4	EDO	N	603	4/4	0.67	0.26	48,51,52,54	0
4	EDO	Q	603	4/4	0.73	0.42	57,59,60,60	0
4	EDO	R	603	4/4	0.73	0.33	53,55,55,57	0
4	EDO	I	603	4/4	0.75	0.30	56,58,58,58	0
4	EDO	A	603	4/4	0.78	0.36	42,42,43,44	0
2	MG	K	601	1/1	0.87	0.05	23,23,23,23	0
2	MG	W	601	1/1	0.88	0.05	37,37,37,37	0
4	EDO	F	601	4/4	0.88	0.26	50,50,51,51	0
3	TPP	W	602	26/26	0.90	0.17	34,39,50,53	0
2	MG	P	601	1/1	0.91	0.07	21,21,21,21	0
2	MG	B	601	1/1	0.92	0.04	25,25,25,25	0
3	TPP	U	602	26/26	0.92	0.14	27,36,42,46	0
2	MG	R	601	1/1	0.92	0.08	25,25,25,25	0
3	TPP	V	602	26/26	0.93	0.12	27,38,41,45	0
2	MG	A	601	1/1	0.93	0.06	25,25,25,25	0
3	TPP	K	602	26/26	0.93	0.13	19,21,29,34	0
2	MG	S	601	1/1	0.93	0.06	23,23,23,23	0
2	MG	H	601	1/1	0.94	0.09	19,19,19,19	0
3	TPP	A	602	26/26	0.94	0.14	19,23,31,36	0
3	TPP	X	602	26/26	0.94	0.12	23,27,32,35	0
3	TPP	B	602	26/26	0.94	0.14	21,27,32,36	0
3	TPP	D	602	26/26	0.94	0.14	15,17,22,25	0
2	MG	U	601	1/1	0.94	0.06	31,31,31,31	0
3	TPP	L	602	26/26	0.94	0.13	17,20,24,27	0
3	TPP	Q	602	26/26	0.94	0.13	17,22,27,30	0
2	MG	V	601	1/1	0.94	0.05	34,34,34,34	0
3	TPP	S	602	26/26	0.95	0.12	18,20,26,30	0

Continued on next page...

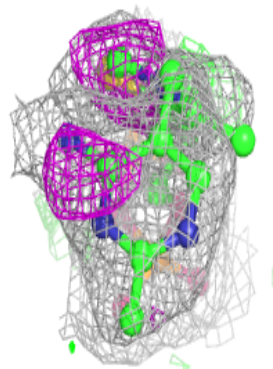
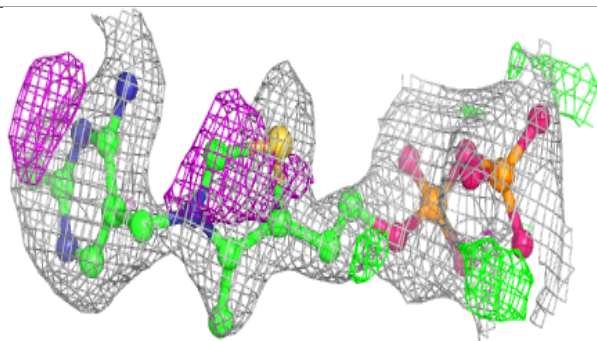
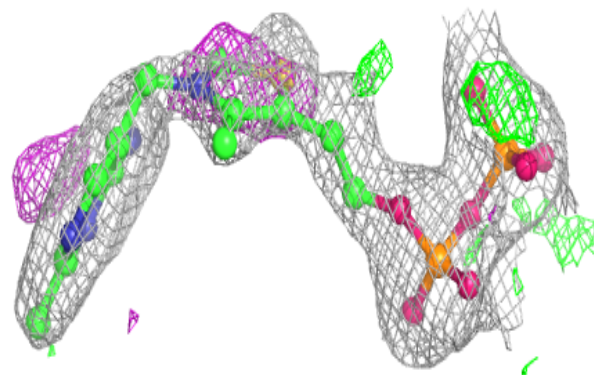
Continued from previous page...

Mol	Type	Chain	Res	Atoms	RSCC	RSR	B-factors(\AA^2)	Q<0.9
3	TPP	T	602	26/26	0.95	0.13	19,23,28,34	0
3	TPP	G	602	26/26	0.95	0.12	18,23,27,29	0
3	TPP	H	602	26/26	0.95	0.14	19,23,27,30	0
3	TPP	I	602	26/26	0.95	0.12	16,19,25,29	0
2	MG	D	601	1/1	0.95	0.04	22,22,22,22	0
2	MG	I	601	1/1	0.95	0.08	19,19,19,19	0
3	TPP	N	602	26/26	0.95	0.12	12,14,19,24	0
3	TPP	O	602	26/26	0.95	0.13	18,19,25,27	0
3	TPP	P	602	26/26	0.95	0.13	16,22,26,29	0
3	TPP	F	603	26/26	0.95	0.13	13,16,20,24	0
3	TPP	R	602	26/26	0.95	0.12	17,22,27,32	0
3	TPP	M	602	26/26	0.96	0.13	13,15,19,22	0
2	MG	G	601	1/1	0.96	0.08	21,21,21,21	0
3	TPP	E	602	26/26	0.96	0.12	13,15,21,23	0
3	TPP	J	602	26/26	0.96	0.12	16,18,22,25	0
2	MG	X	601	1/1	0.96	0.06	32,32,32,32	0
3	TPP	C	602	26/26	0.96	0.14	14,16,20,23	0
2	MG	T	601	1/1	0.97	0.05	19,19,19,19	0
2	MG	M	601	1/1	0.97	0.08	13,13,13,13	0
2	MG	J	601	1/1	0.97	0.03	15,15,15,15	0
2	MG	C	601	1/1	0.97	0.12	13,13,13,13	0
2	MG	L	601	1/1	0.97	0.07	24,24,24,24	0
2	MG	Q	601	1/1	0.98	0.04	22,22,22,22	0
2	MG	E	601	1/1	0.98	0.06	14,14,14,14	0
2	MG	F	602	1/1	0.99	0.05	15,15,15,15	0
2	MG	N	601	1/1	0.99	0.05	11,11,11,11	0
2	MG	O	601	1/1	0.99	0.02	17,17,17,17	0

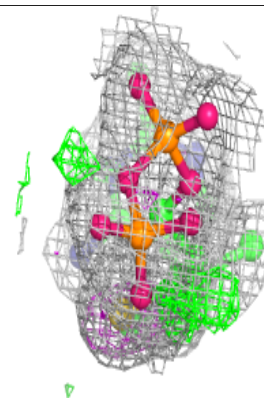
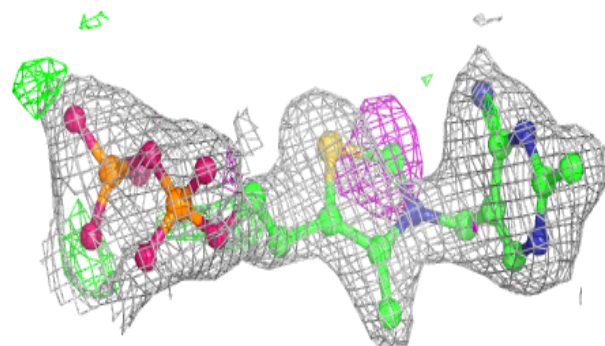
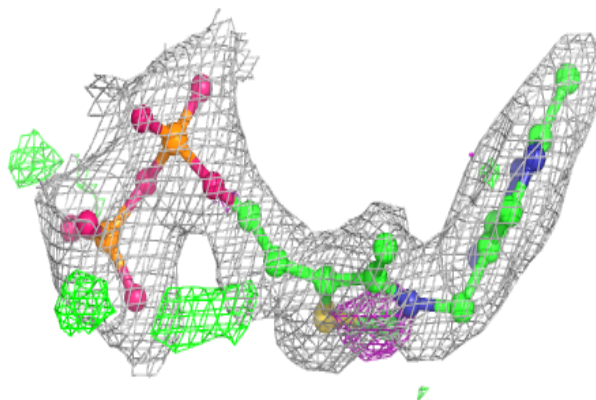
The following is a graphical depiction of the model fit to experimental electron density of all instances of the Ligand of Interest. In addition, ligands with molecular weight > 250 and outliers as shown on the geometry validation Tables will also be included. Each fit is shown from different orientation to approximate a three-dimensional view.

Electron density around TPP W 602:

$2mF_o-DF_c$ (at 0.7 rmsd) in gray
 mF_o-DF_c (at 3 rmsd) in purple (negative)
and green (positive)

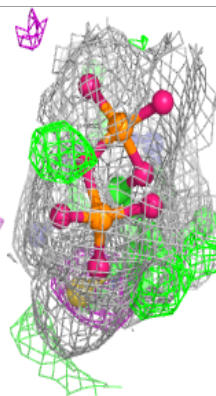
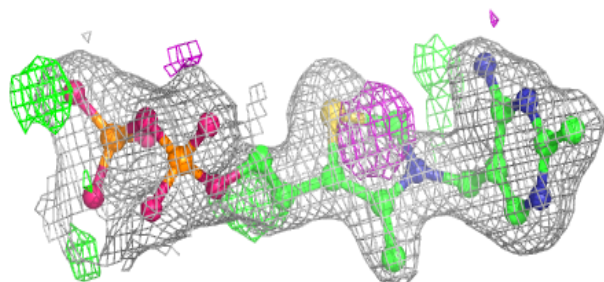
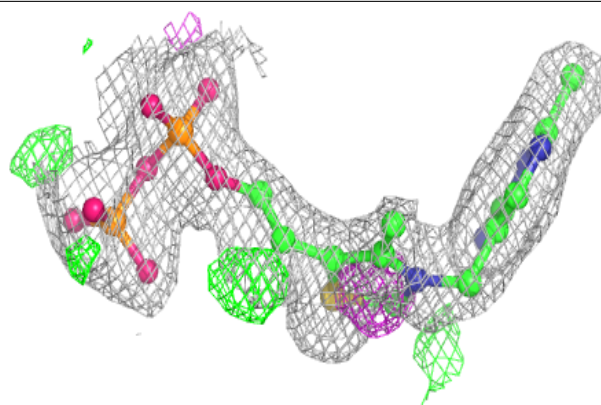
**Electron density around TPP U 602:**

$2mF_o-DF_c$ (at 0.7 rmsd) in gray
 mF_o-DF_c (at 3 rmsd) in purple (negative)
and green (positive)

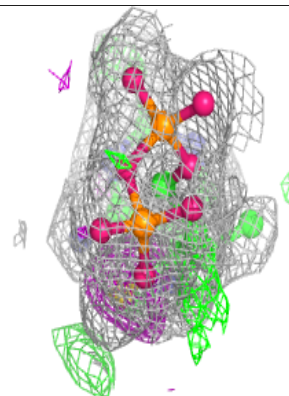
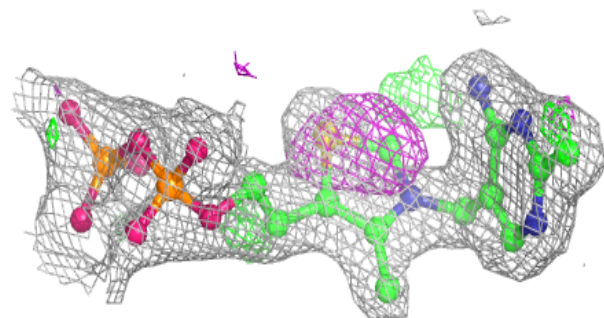
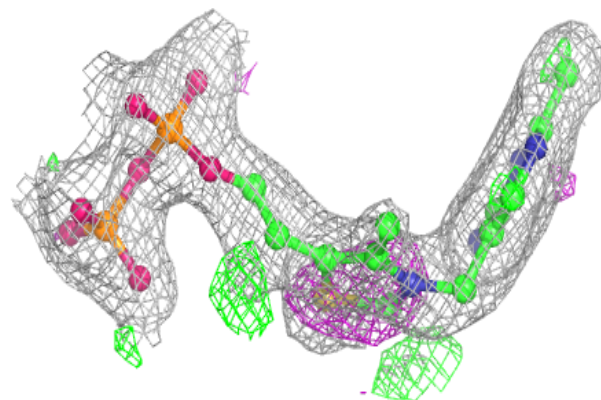


Electron density around TPP V 602:

$2mF_o-DF_c$ (at 0.7 rmsd) in gray
 mF_o-DF_c (at 3 rmsd) in purple (negative)
and green (positive)

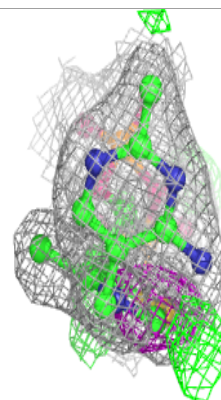
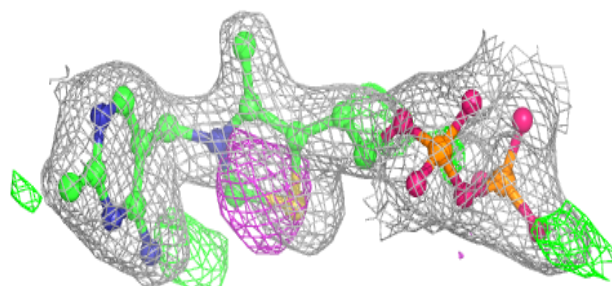
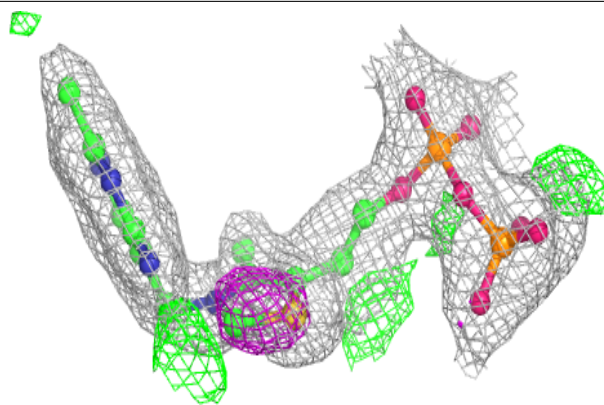
**Electron density around TPP K 602:**

$2mF_o-DF_c$ (at 0.7 rmsd) in gray
 mF_o-DF_c (at 3 rmsd) in purple (negative)
and green (positive)

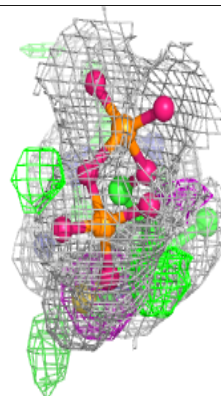
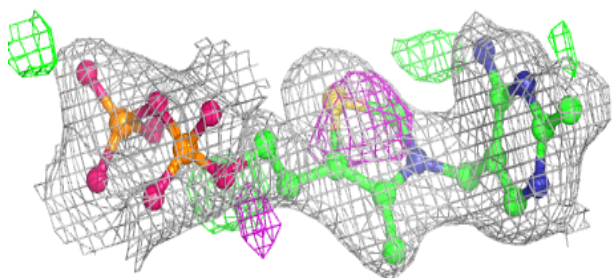
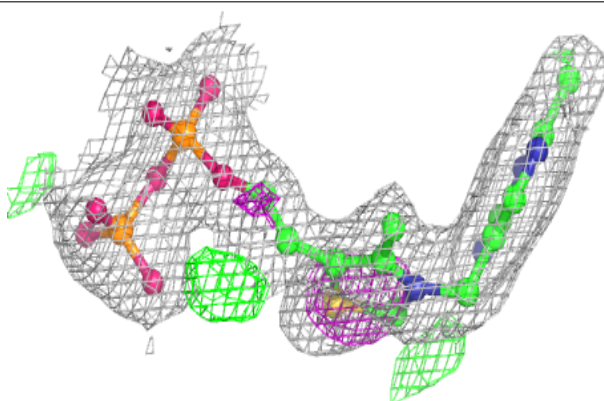


Electron density around TPP A 602:

$2mF_o-DF_c$ (at 0.7 rmsd) in gray
 mF_o-DF_c (at 3 rmsd) in purple (negative)
and green (positive)

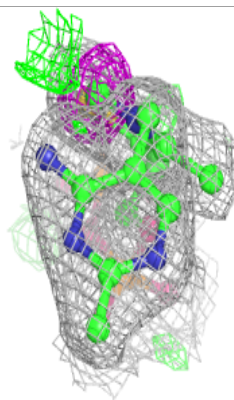
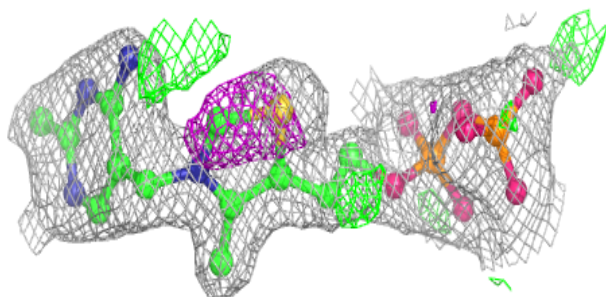
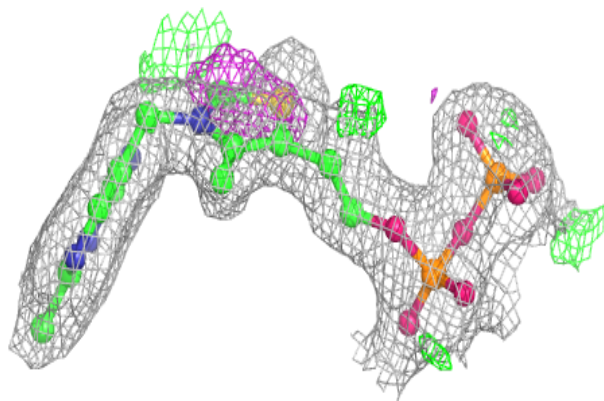
**Electron density around TPP X 602:**

$2mF_o-DF_c$ (at 0.7 rmsd) in gray
 mF_o-DF_c (at 3 rmsd) in purple (negative)
and green (positive)

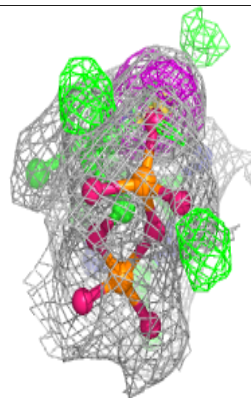
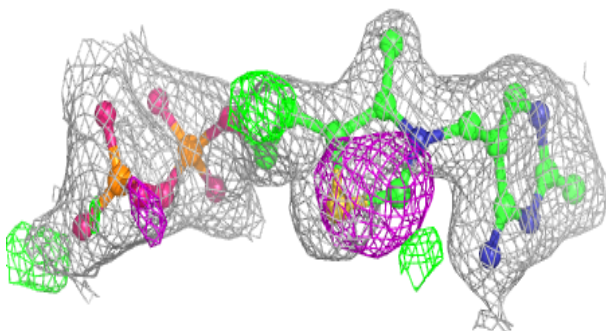
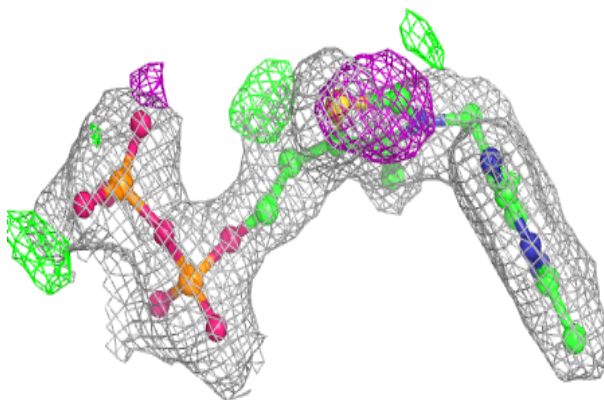


Electron density around TPP B 602:

$2mF_o-DF_c$ (at 0.7 rmsd) in gray
 mF_o-DF_c (at 3 rmsd) in purple (negative)
and green (positive)

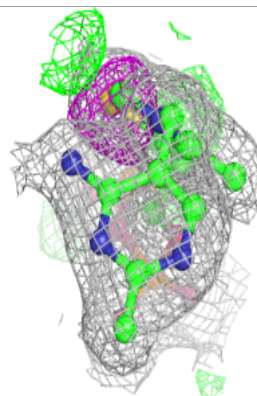
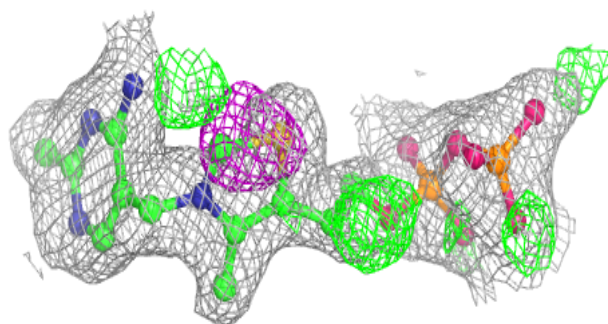
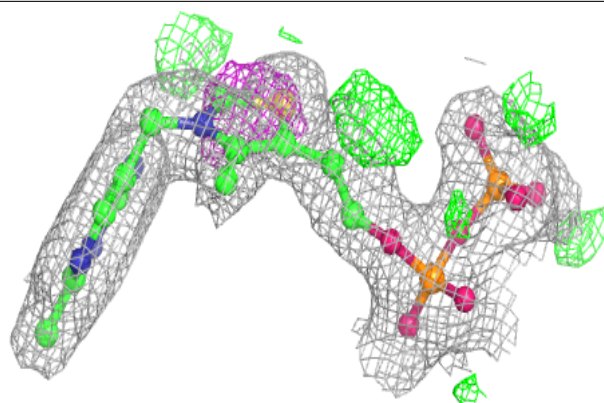
**Electron density around TPP D 602:**

$2mF_o-DF_c$ (at 0.7 rmsd) in gray
 mF_o-DF_c (at 3 rmsd) in purple (negative)
and green (positive)

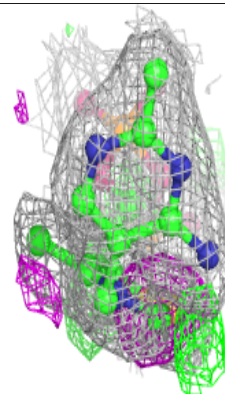
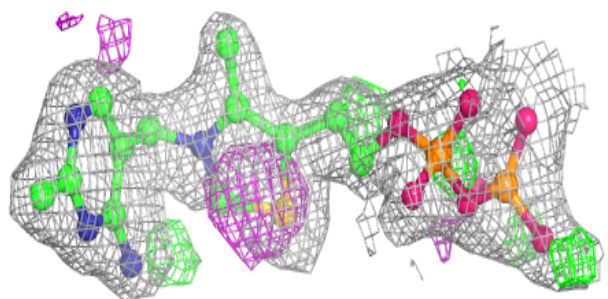
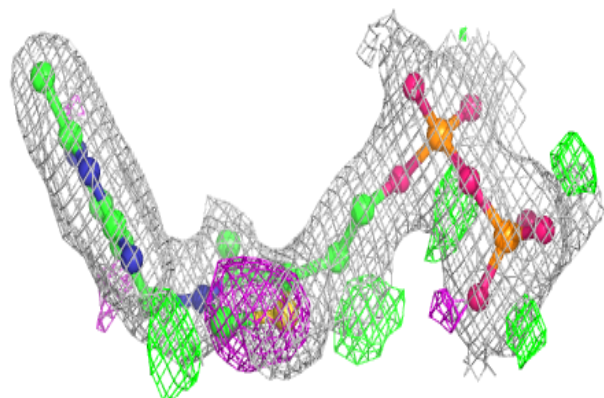


Electron density around TPP L 602:

$2mF_o-DF_c$ (at 0.7 rmsd) in gray
 mF_o-DF_c (at 3 rmsd) in purple (negative)
and green (positive)

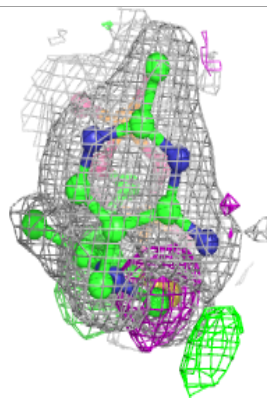
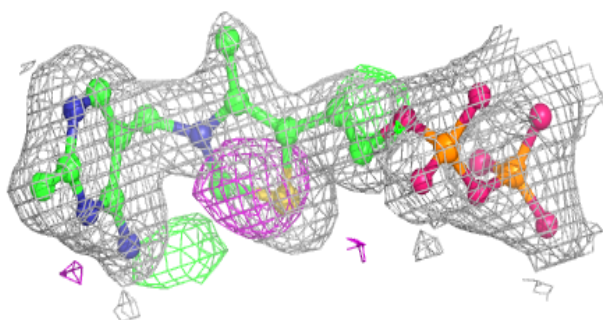
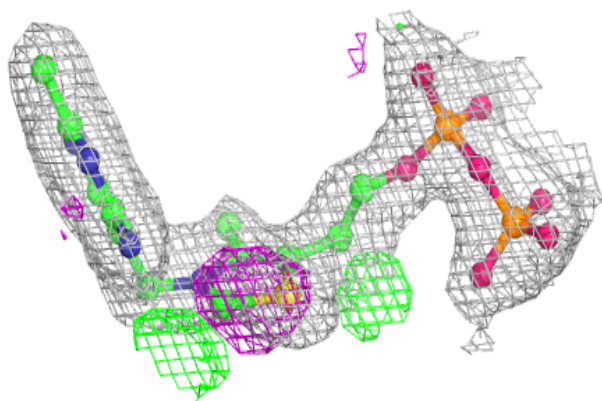
**Electron density around TPP Q 602:**

$2mF_o-DF_c$ (at 0.7 rmsd) in gray
 mF_o-DF_c (at 3 rmsd) in purple (negative)
and green (positive)

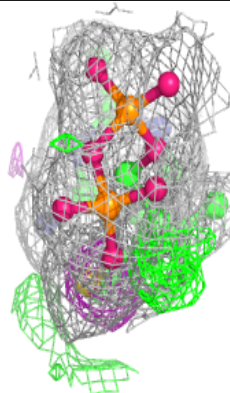
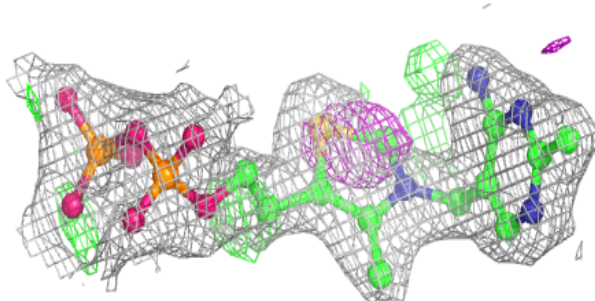
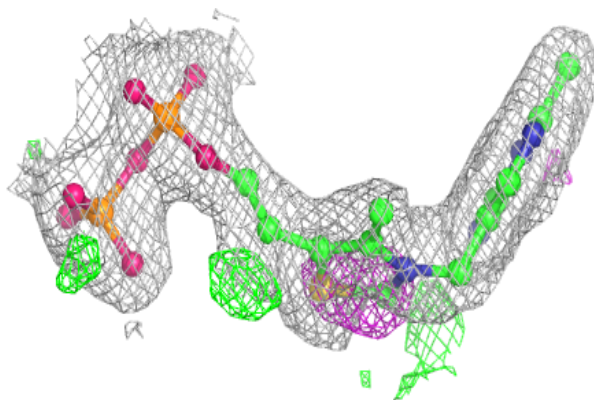


Electron density around TPP S 602:

$2mF_o-DF_c$ (at 0.7 rmsd) in gray
 mF_o-DF_c (at 3 rmsd) in purple (negative)
and green (positive)


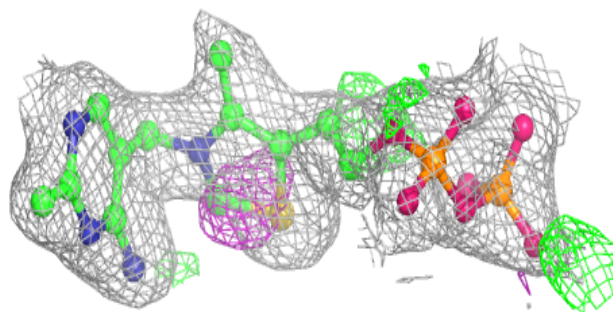
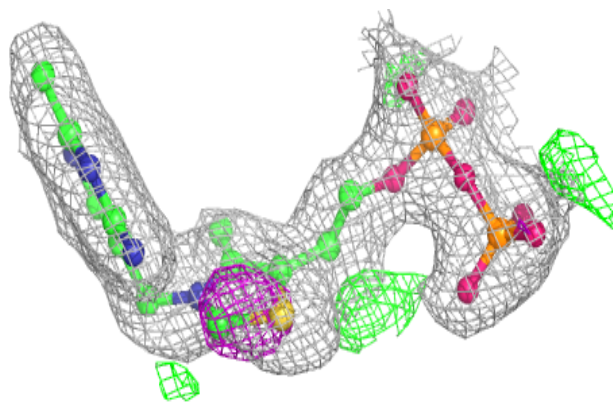
**Electron density around TPP T 602:**

$2mF_o-DF_c$ (at 0.7 rmsd) in gray
 mF_o-DF_c (at 3 rmsd) in purple (negative)
and green (positive)

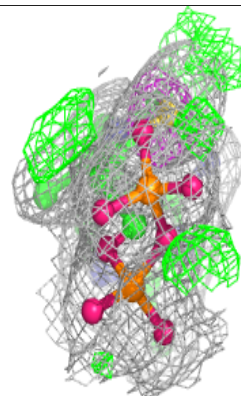
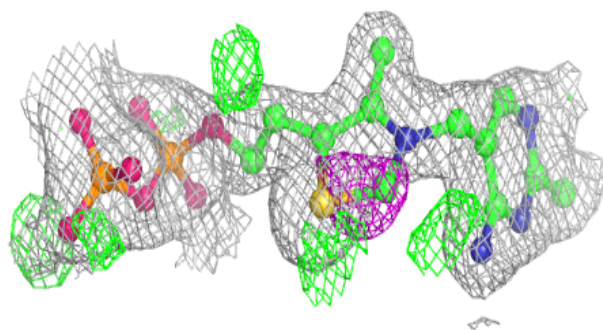
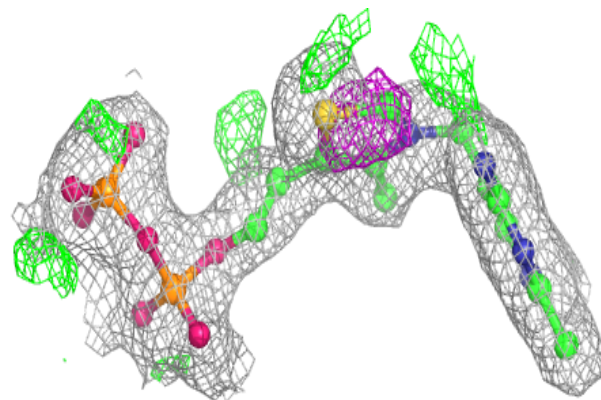


Electron density around TPP G 602:

$2mF_o-DF_c$ (at 0.7 rmsd) in gray
 mF_o-DF_c (at 3 rmsd) in purple (negative)
and green (positive)

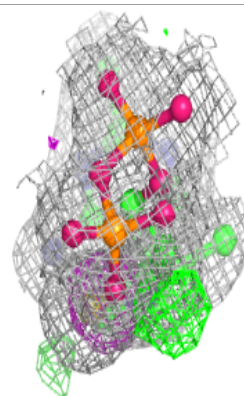
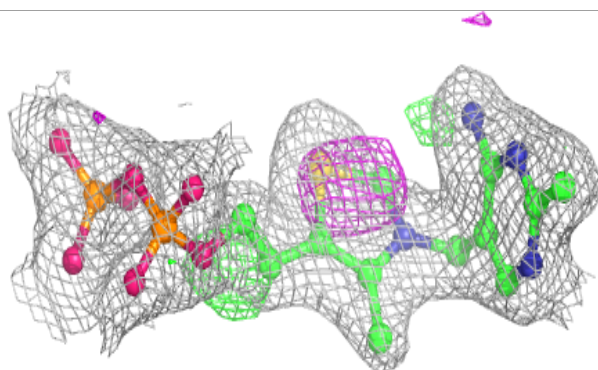
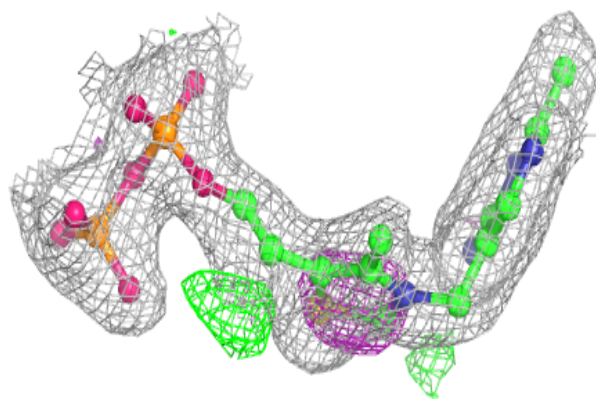
**Electron density around TPP H 602:**

$2mF_o-DF_c$ (at 0.7 rmsd) in gray
 mF_o-DF_c (at 3 rmsd) in purple (negative)
and green (positive)

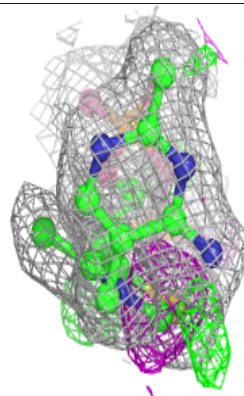
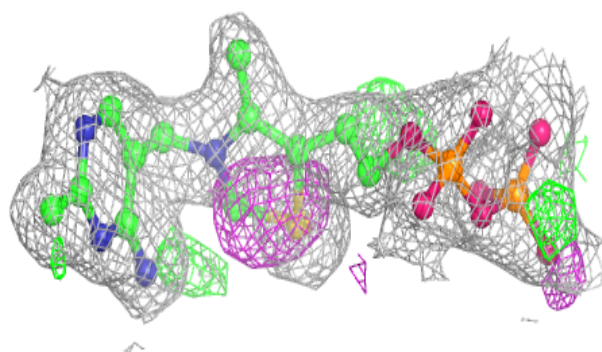
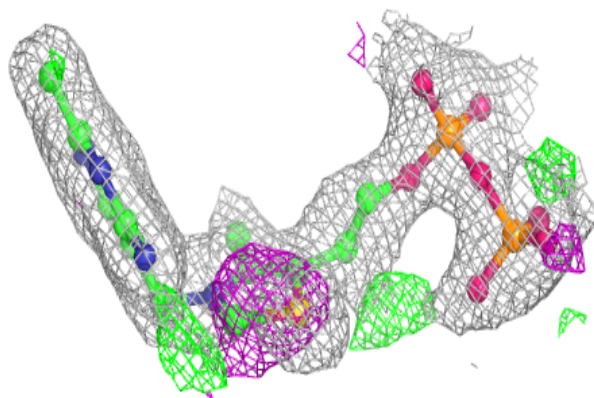


Electron density around TPP I 602:

$2mF_o-DF_c$ (at 0.7 rmsd) in gray
 mF_o-DF_c (at 3 rmsd) in purple (negative)
and green (positive)

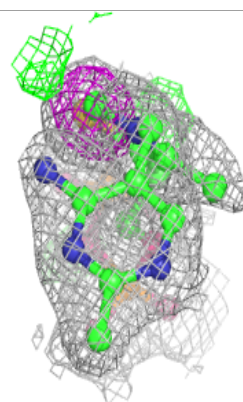
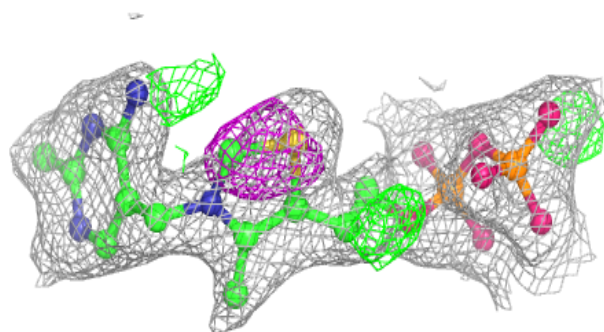
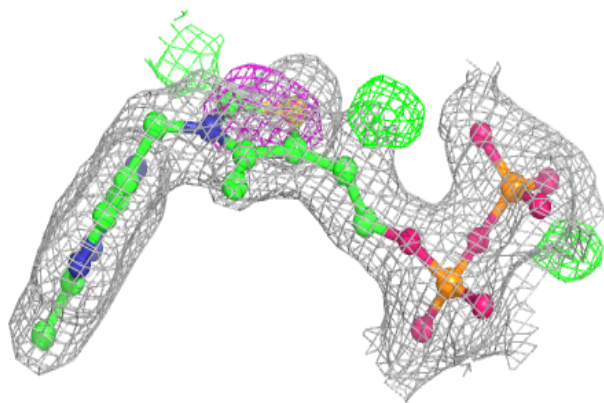
**Electron density around TPP N 602:**

$2mF_o-DF_c$ (at 0.7 rmsd) in gray
 mF_o-DF_c (at 3 rmsd) in purple (negative)
and green (positive)

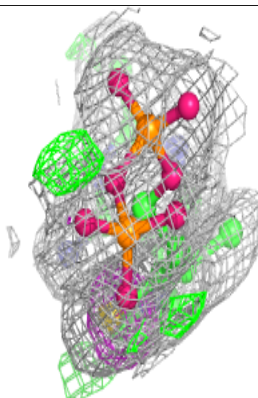
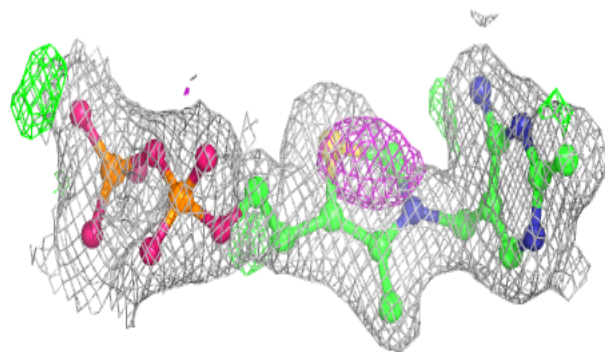
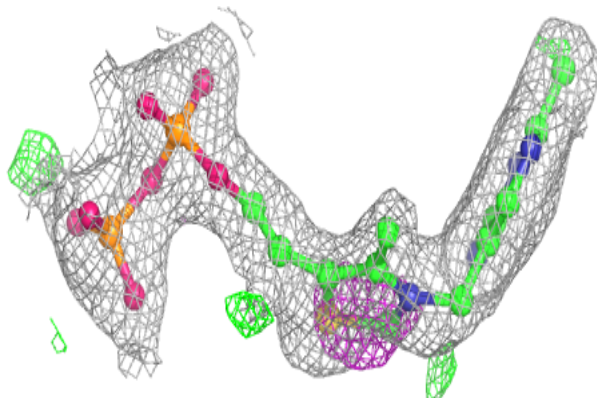


Electron density around TPP O 602:

$2mF_o-DF_c$ (at 0.7 rmsd) in gray
 mF_o-DF_c (at 3 rmsd) in purple (negative)
and green (positive)

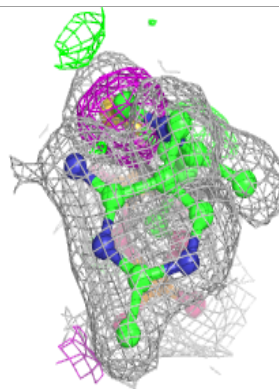
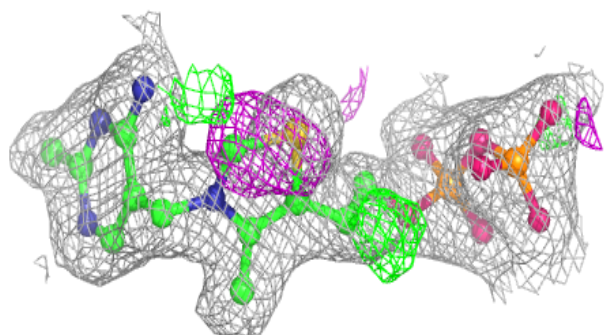
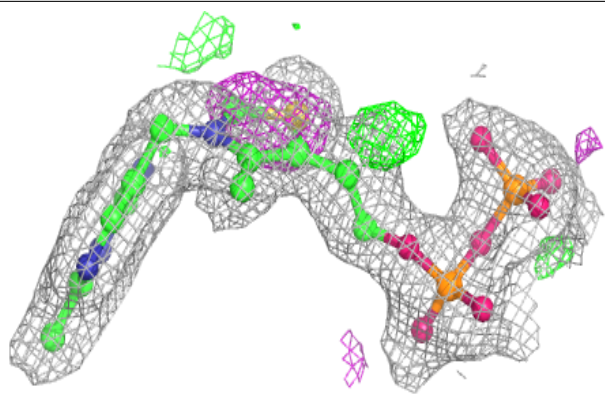
**Electron density around TPP P 602:**

$2mF_o-DF_c$ (at 0.7 rmsd) in gray
 mF_o-DF_c (at 3 rmsd) in purple (negative)
and green (positive)

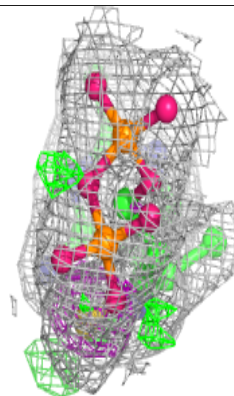
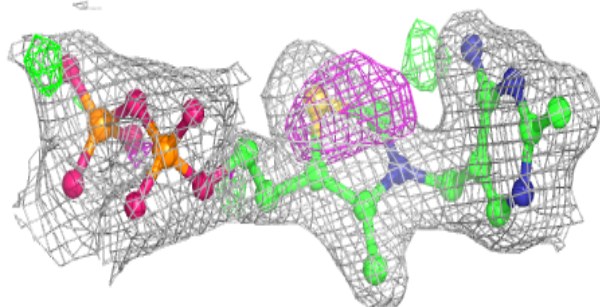
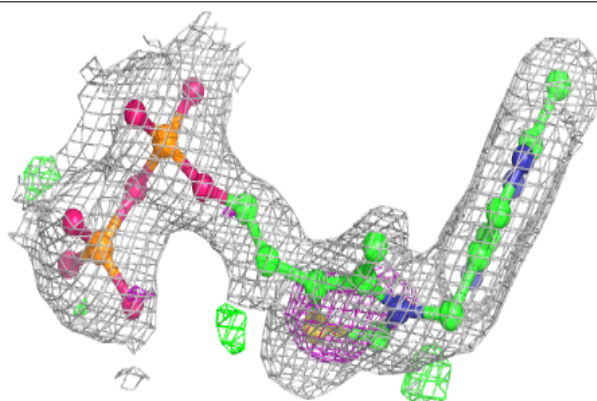


Electron density around TPP F 603:

$2mF_o-DF_c$ (at 0.7 rmsd) in gray
 mF_o-DF_c (at 3 rmsd) in purple (negative)
and green (positive)

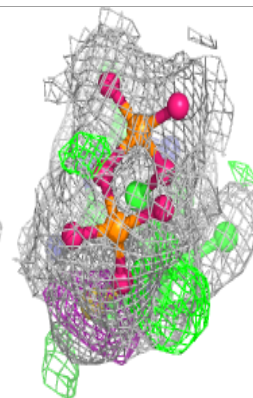
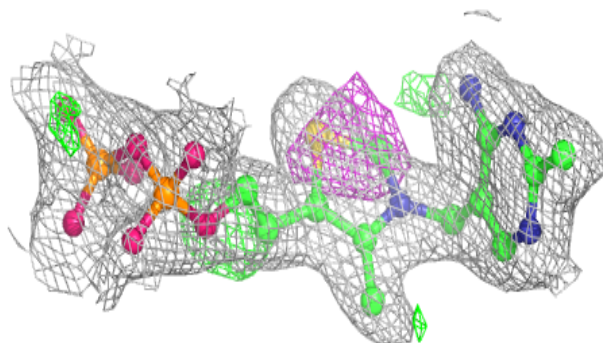
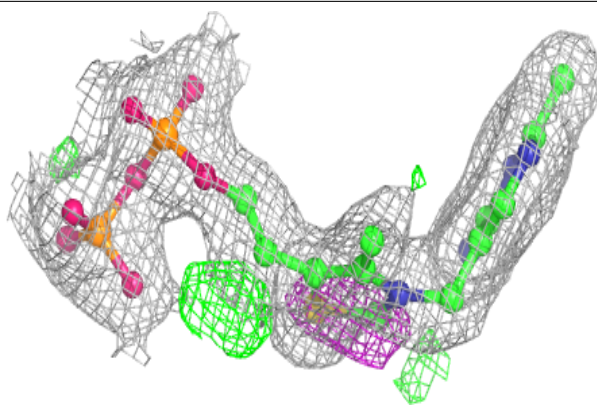
**Electron density around TPP R 602:**

$2mF_o-DF_c$ (at 0.7 rmsd) in gray
 mF_o-DF_c (at 3 rmsd) in purple (negative)
and green (positive)

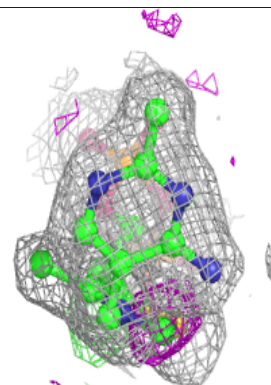
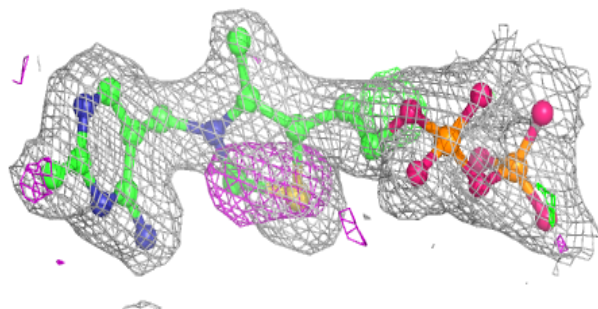
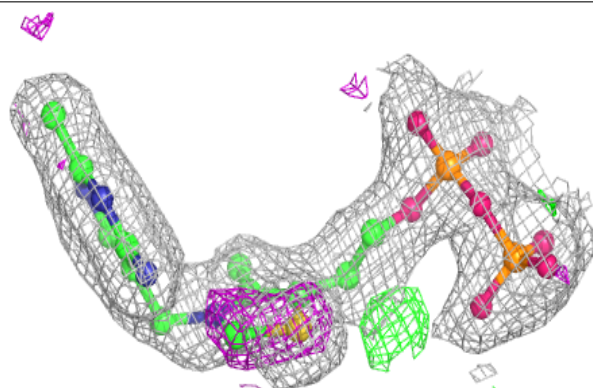


Electron density around TPP M 602:

$2mF_o-DF_c$ (at 0.7 rmsd) in gray
 mF_o-DF_c (at 3 rmsd) in purple (negative)
and green (positive)

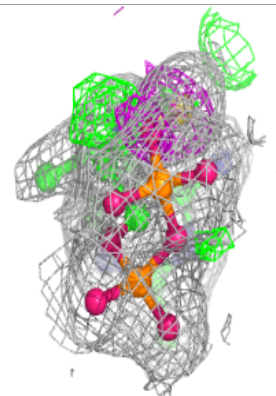
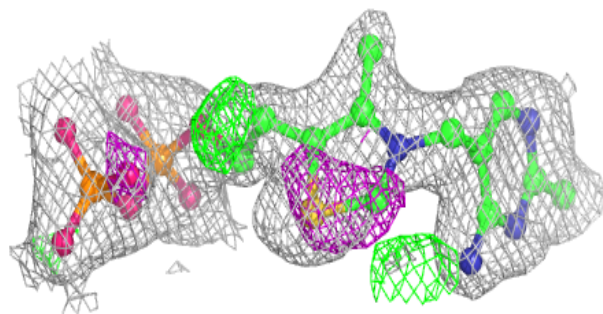
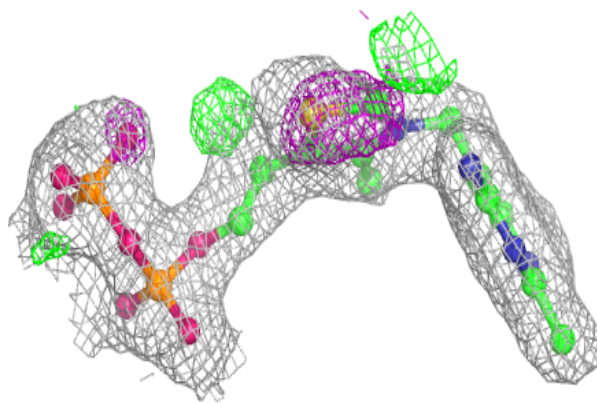
**Electron density around TPP E 602:**

$2mF_o-DF_c$ (at 0.7 rmsd) in gray
 mF_o-DF_c (at 3 rmsd) in purple (negative)
and green (positive)

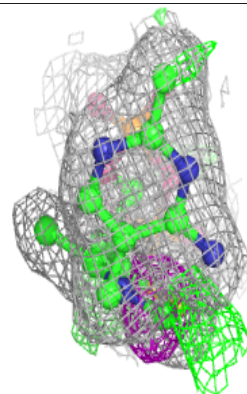
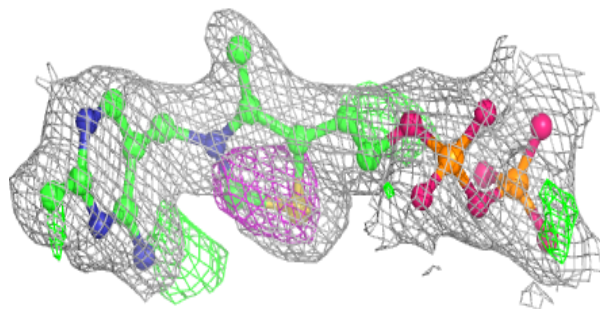
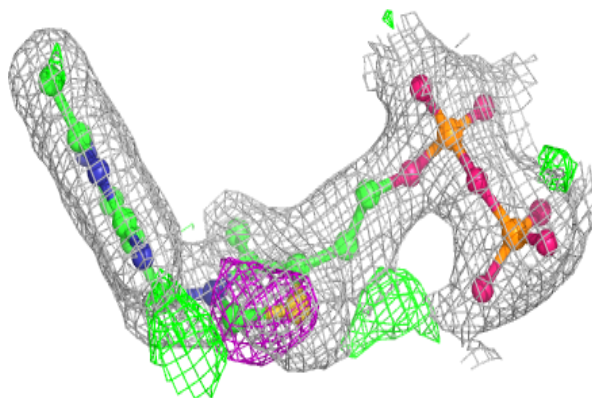


Electron density around TPP J 602:

$2mF_o-DF_c$ (at 0.7 rmsd) in gray
 mF_o-DF_c (at 3 rmsd) in purple (negative)
and green (positive)

**Electron density around TPP C 602:**

$2mF_o-DF_c$ (at 0.7 rmsd) in gray
 mF_o-DF_c (at 3 rmsd) in purple (negative)
and green (positive)



6.5 Other polymers [i](#)

There are no such residues in this entry.