



Full wwPDB X-ray Structure Validation Report ⓘ

Sep 14, 2023 – 07:45 AM EDT

PDB ID : 4V8H
Title : Crystal structure of HPF bound to the 70S ribosome.
Authors : Polikanov, Y.S.; Blaha, G.M.; Steitz, T.A.
Deposited on : 2011-12-11
Resolution : 3.10 Å(reported)

This is a Full wwPDB X-ray Structure Validation Report for a publicly released PDB entry.

We welcome your comments at validation@mail.wwpdb.org

A user guide is available at

<https://www.wwpdb.org/validation/2017/XrayValidationReportHelp>

with specific help available everywhere you see the ⓘ symbol.

The types of validation reports are described at

<http://www.wwpdb.org/validation/2017/FAQs#types>.

The following versions of software and data (see [references ⓘ](#)) were used in the production of this report:

MolProbity : 4.02b-467
Xtriage (Phenix) : 1.13
EDS : 2.35.1
Percentile statistics : 20191225.v01 (using entries in the PDB archive December 25th 2019)
Refmac : 5.8.0158
CCP4 : 7.0.044 (Gargrove)
Ideal geometry (proteins) : Engh & Huber (2001)
Ideal geometry (DNA, RNA) : Parkinson et al. (1996)
Validation Pipeline (wwPDB-VP) : 2.35.1

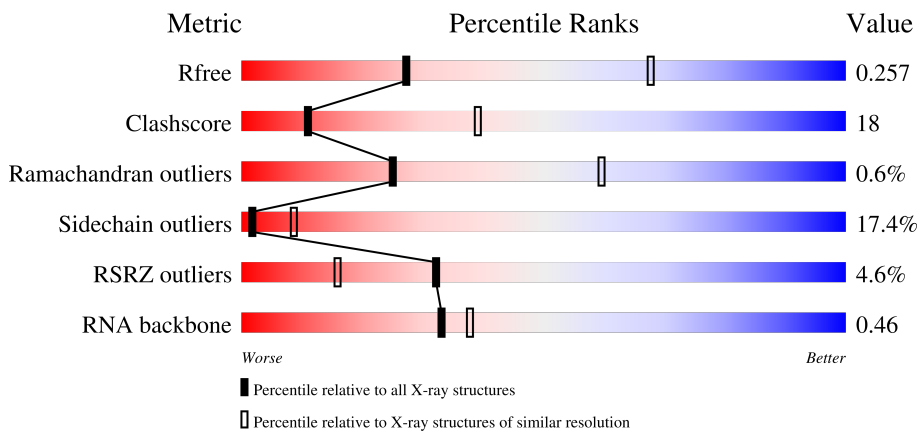
1 Overall quality at a glance i

The following experimental techniques were used to determine the structure:

X-RAY DIFFRACTION

The reported resolution of this entry is 3.10 Å.

Percentile scores (ranging between 0-100) for global validation metrics of the entry are shown in the following graphic. The table shows the number of entries on which the scores are based.



Metric	Whole archive (#Entries)	Similar resolution (#Entries, resolution range(Å))
R_{free}	130704	1094 (3.10-3.10)
Clashscore	141614	1184 (3.10-3.10)
Ramachandran outliers	138981	1141 (3.10-3.10)
Sidechain outliers	138945	1141 (3.10-3.10)
RSRZ outliers	127900	1067 (3.10-3.10)
RNA backbone	3102	1116 (3.40-2.80)

The table below summarises the geometric issues observed across the polymeric chains and their fit to the electron density. The red, orange, yellow and green segments of the lower bar indicate the fraction of residues that contain outliers for ≥ 3 , 2, 1 and 0 types of geometric quality criteria respectively. A grey segment represents the fraction of residues that are not modelled. The numeric value for each fraction is indicated below the corresponding segment, with a dot representing fractions $\leq 5\%$. The upper red bar (where present) indicates the fraction of residues that have poor fit to the electron density. The numeric value is given above the bar.

Mol	Chain	Length	Quality of chain
1	AA	1522	4% (poor fit) 23% (0 outliers) 45% (1 outlier) 24% (2 outliers) 7% (3+ outliers)
1	CA	1522	4% (poor fit) 23% (0 outliers) 45% (1 outlier) 23% (2 outliers) 7% (3+ outliers)
2	AB	256	3% (poor fit) 37% (0 outliers) 40% (1 outlier) 13% (2 outliers) 10% (3+ outliers)
2	CB	256	4% (poor fit) 35% (0 outliers) 41% (1 outlier) 13% (2 outliers) 11% (3+ outliers)




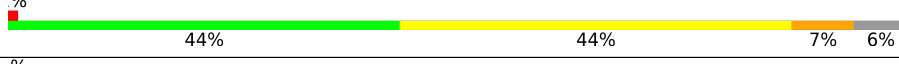
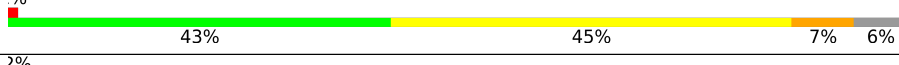
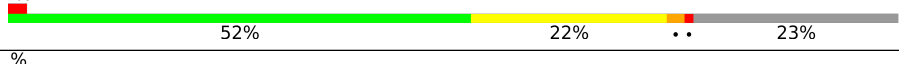
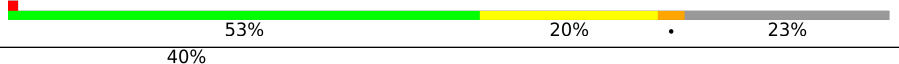




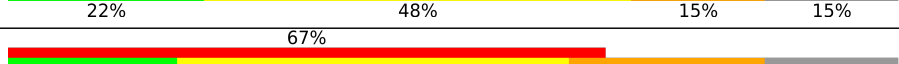
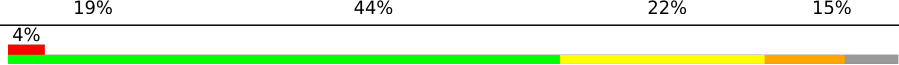
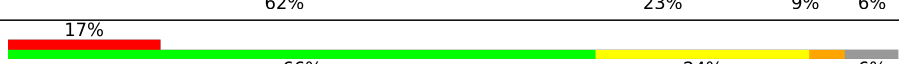
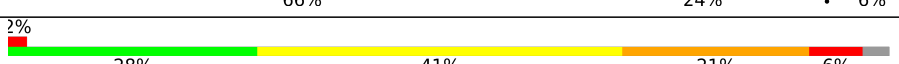
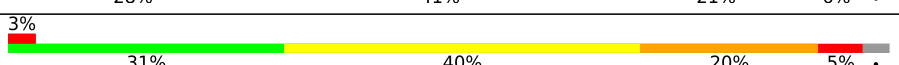
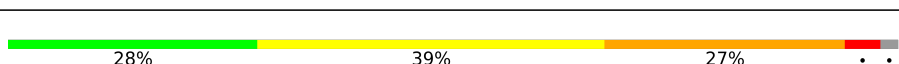
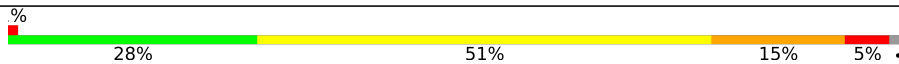
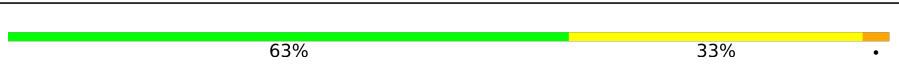


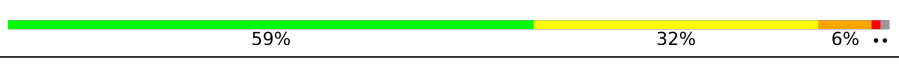
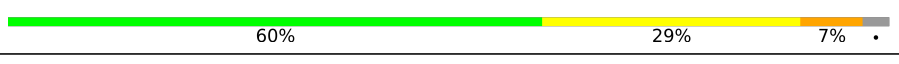


Continued on next page...

Continued from previous page...

Mol	Chain	Length	Quality of chain
3	AC	239	
3	CC	239	
4	AD	209	
4	CD	209	
5	AE	162	
5	CE	162	
6	AF	101	
6	CF	101	
7	AG	156	
7	CG	156	
8	AH	138	
8	CH	138	
9	AI	128	
9	CI	128	
10	AJ	105	
10	CJ	105	
11	AK	129	
11	CK	129	
12	AL	132	
12	CL	132	
13	AM	126	
13	CM	126	
14	AN	61	
14	CN	61	
15	AO	89	



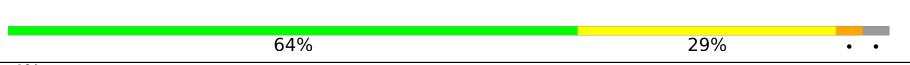



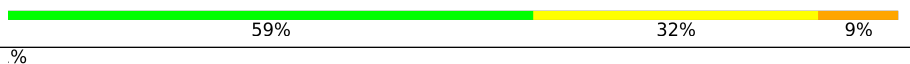
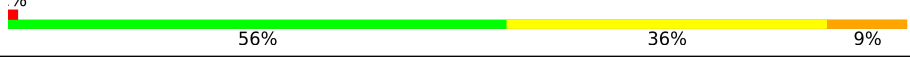
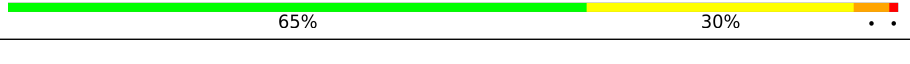










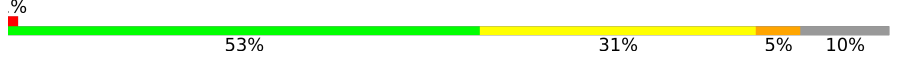




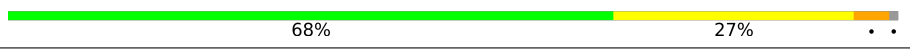
Continued on next page...

Continued from previous page...

Mol	Chain	Length	Quality of chain
15	CO	89	
16	AP	88	
16	CP	88	
17	AQ	105	
17	CQ	105	
18	AR	88	
18	CR	88	
19	AS	93	
19	CS	93	
20	AT	106	
20	CT	106	
21	AU	27	
21	CU	27	
22	AX	101	
22	CX	101	
23	BA	2913	
23	DA	2913	
24	BB	122	
24	DB	122	
25	BD	276	
25	DD	276	
26	BE	206	
26	DE	206	
27	BF	210	
27	DF	210	


























Continued on next page...

Continued from previous page...

Mol	Chain	Length	Quality of chain
28	BG	182	 4% 46% 46% 8%
28	DG	182	 14% 46% 48% 5%
29	BH	180	 64% 29%
29	DH	180	 4% 60% 33%
30	BI	148	 48% 43% 7%
30	DI	148	 57% 34% 7%
31	BN	140	 59% 32% 9%
31	DN	140	 56% 36% 9%
32	BO	122	 65% 30%
32	DO	122	 64% 30% 6%
33	BP	150	 71% 21% 8%
33	DP	150	 2% 67% 23% 9%
34	BQ	141	 55% 38% 6%
34	DQ	141	 51% 43% 6%
35	BR	118	 58% 36% 6%
35	DR	118	 53% 39% 8%
36	BS	112	 49% 43% 6%
36	DS	112	 4% 49% 42% 7%
37	BT	146	 54% 30% 5% 10%
37	DT	146	 53% 31% 5% 10%
38	BU	118	 62% 32%
38	DU	118	 62% 34%
39	BV	101	 67% 24% 9%
39	DV	101	 62% 29% 9%
40	BW	113	 68% 27%



Continued on next page...

Continued from previous page...

Mol	Chain	Length	Quality of chain
40	DW	113	 59% 35% 5% .
41	BX	96	 65% 31% ..
41	DX	96	 63% 34% ..
42	BY	110	 65% 25% 7% .
42	DY	110	 5% 64% 25% 8% .
43	BZ	206	 58% 33% 7% .
43	DZ	206	 2% 51% 38% 6% .
44	B0	85	 64% 22% .. 11%
44	D0	85	 2% 62% 25% . 11%
45	B1	98	 65% 26% 6% ..
45	D1	98	 2% 66% 26% 6% ..
46	B2	72	 61% 35% ..
46	D2	72	 56% 40% ..
47	B3	60	 73% 17% 8% .
47	D3	60	 2% 65% 25% 8% .
48	B4	71	 3% 32% 24% 7% . 35%
48	D4	71	 7% 30% 28% 6% . 35%
49	B5	60	 65% 27% 7% .
49	D5	60	 62% 30% 7% .
50	B6	54	 48% 37% 11% ..
50	D6	54	 4% 48% 39% 7% ..
51	B7	49	 57% 31% 8% ..
51	D7	49	 57% 29% 10% ..
52	B8	65	 55% 38% . . .
52	D8	65	 55% 35% 8% .

Continued on next page...

Continued from previous page...

Mol	Chain	Length	Quality of chain
53	B9	37	
53	D9	37	

The following table lists non-polymeric compounds, carbohydrate monomers and non-standard residues in protein, DNA, RNA chains that are outliers for geometric or electron-density-fit criteria:

Mol	Type	Chain	Res	Chirality	Geometry	Clashes	Electron density
54	MG	AA	1614	-	-	-	X
54	MG	AA	1618	-	-	-	X
54	MG	AA	1659	-	-	-	X
54	MG	AA	1678	-	-	-	X
54	MG	AA	1692	-	-	-	X
54	MG	BA	3014	-	-	-	X
54	MG	BA	3097	-	-	-	X
54	MG	BA	3109	-	-	-	X
54	MG	BA	3146	-	-	-	X
54	MG	CA	1604	-	-	-	X
54	MG	CA	1633	-	-	-	X
54	MG	CA	1637	-	-	-	X
54	MG	CA	1652	-	-	-	X
54	MG	CA	1657	-	-	-	X
54	MG	CA	1660	-	-	-	X
54	MG	CA	1670	-	-	-	X
54	MG	CA	1692	-	-	-	X
54	MG	CE	201	-	-	-	X
54	MG	DA	3058	-	-	-	X
54	MG	DA	3081	-	-	-	X
54	MG	DA	3096	-	-	-	X
54	MG	DA	3115	-	-	-	X
54	MG	DA	3165	-	-	-	X
54	MG	DA	3239	-	-	-	X
54	MG	DA	3280	-	-	-	X
54	MG	DA	3290	-	-	-	X
54	MG	DB	204	-	-	-	X

2 Entry composition [i](#)

There are 56 unique types of molecules in this entry. The entry contains 286308 atoms, of which 0 are hydrogens and 0 are deuteriums.

In the tables below, the ZeroOcc column contains the number of atoms modelled with zero occupancy, the AltConf column contains the number of residues with at least one atom in alternate conformation and the Trace column contains the number of residues modelled with at most 2 atoms.

- Molecule 1 is a RNA chain called 16S Ribosomal RNA.

Mol	Chain	Residues	Atoms					ZeroOcc	AltConf	Trace
			Total	C	N	O	P			
1	AA	1501	Total	C	N	O	P	0	0	0
			32270	14362	5983	10424	1501			
1	CA	1497	Total	C	N	O	P	0	0	0
			32185	14324	5968	10396	1497			

- Molecule 2 is a protein called 30S Ribosomal Protein S2.

Mol	Chain	Residues	Atoms					ZeroOcc	AltConf	Trace
			Total	C	N	O	S			
2	AB	230	Total	C	N	O	S	0	0	0
			1787	1141	319	322	5			
2	CB	229	Total	C	N	O	S	0	0	0
			1775	1132	318	320	5			

- Molecule 3 is a protein called 30S Ribosomal Protein S3.

Mol	Chain	Residues	Atoms					ZeroOcc	AltConf	Trace
			Total	C	N	O	S			
3	AC	206	Total	C	N	O	S	0	0	0
			1450	906	279	264	1			
3	CC	206	Total	C	N	O	S	0	0	0
			1450	906	279	264	1			

- Molecule 4 is a protein called 30S Ribosomal Protein S4.

Mol	Chain	Residues	Atoms					ZeroOcc	AltConf	Trace
			Total	C	N	O	S			
4	AD	208	Total	C	N	O	S	0	0	0
			1526	963	283	274	6			
4	CD	208	Total	C	N	O	S	0	0	0
			1526	963	283	274	6			

- Molecule 5 is a protein called 30S Ribosomal Protein S5.

Mol	Chain	Residues	Atoms					ZeroOcc	AltConf	Trace
5	AE	148	Total	C	N	O	S	0	0	0
			1105	699	204	198	4			
5	CE	148	Total	C	N	O	S	0	0	0
			1105	699	204	198	4			

- Molecule 6 is a protein called 30S Ribosomal Protein S6.

Mol	Chain	Residues	Atoms					ZeroOcc	AltConf	Trace
6	AF	100	Total	C	N	O	S	0	0	0
			777	493	137	144	3			
6	CF	100	Total	C	N	O	S	0	0	0
			777	493	137	144	3			

- Molecule 7 is a protein called 30S Ribosomal Protein S7.

Mol	Chain	Residues	Atoms					ZeroOcc	AltConf	Trace
7	AG	155	Total	C	N	O	S	0	0	0
			1164	726	224	208	6			
7	CG	155	Total	C	N	O	S	0	0	0
			1164	726	224	208	6			

- Molecule 8 is a protein called 30S Ribosomal Protein S8.

Mol	Chain	Residues	Atoms					ZeroOcc	AltConf	Trace
8	AH	138	Total	C	N	O	S	0	0	0
			1045	665	188	190	2			
8	CH	138	Total	C	N	O	S	0	0	0
			1045	665	188	190	2			

- Molecule 9 is a protein called 30S Ribosomal Protein S9.

Mol	Chain	Residues	Atoms				ZeroOcc	AltConf	Trace
9	AI	125	Total	C	N	O	0	0	0
			852	533	163	156			
9	CI	125	Total	C	N	O	0	0	0
			852	533	163	156			

- Molecule 10 is a protein called 30S Ribosomal Protein S10.

Mol	Chain	Residues	Atoms				ZeroOcc	AltConf	Trace
10	AJ	96	Total	C	N	O	0	0	0
			663	410	132	121			

Continued on next page...

Continued from previous page...

Mol	Chain	Residues	Atoms				ZeroOcc	AltConf	Trace
			Total	C	N	O			
10	CJ	96	663	410	132	121	0	0	0

- Molecule 11 is a protein called 30S Ribosomal Protein S11.

Mol	Chain	Residues	Atoms					ZeroOcc	AltConf	Trace
			Total	C	N	O	S			
11	AK	114	828	516	155	154	3	0	0	0
11	CK	114	828	516	155	154	3	0	0	0

- Molecule 12 is a protein called 30S Ribosomal Protein S12.

Mol	Chain	Residues	Atoms					ZeroOcc	AltConf	Trace
			Total	C	N	O	S			
12	AL	122	905	567	178	159	1	0	0	0
12	CL	122	905	567	178	159	1	0	0	0

- Molecule 13 is a protein called 30S Ribosomal Protein S13.

Mol	Chain	Residues	Atoms					ZeroOcc	AltConf	Trace
			Total	C	N	O	S			
13	AM	114	804	497	164	142	1	0	0	0
13	CM	114	804	497	164	142	1	0	0	0

- Molecule 14 is a protein called 30S Ribosomal Protein S14.

Mol	Chain	Residues	Atoms					ZeroOcc	AltConf	Trace
			Total	C	N	O	S			
14	AN	60	478	303	99	72	4	0	0	0
14	CN	60	478	303	99	72	4	0	0	0

- Molecule 15 is a protein called 30S Ribosomal Protein S15.

Mol	Chain	Residues	Atoms					ZeroOcc	AltConf	Trace
			Total	C	N	O	S			
15	AO	88	724	453	143	126	2	0	0	0
15	CO	88	724	453	143	126	2	0	0	0

- Molecule 16 is a protein called 30S Ribosomal Protein S16.

Mol	Chain	Residues	Atoms					ZeroOcc	AltConf	Trace
16	AP	82	Total	C	N	O	S	0	0	0
			651	416	123	111	1			
16	CP	82	Total	C	N	O	S	0	0	0
			651	416	123	111	1			

- Molecule 17 is a protein called 30S Ribosomal Protein S17.

Mol	Chain	Residues	Atoms					ZeroOcc	AltConf	Trace
17	AQ	99	Total	C	N	O	S	0	0	0
			823	528	151	142	2			
17	CQ	99	Total	C	N	O	S	0	0	0
			823	528	151	142	2			

- Molecule 18 is a protein called 30S Ribosomal Protein S18.

Mol	Chain	Residues	Atoms				ZeroOcc	AltConf	Trace
18	AR	68	Total	C	N	O	0	0	0
			514	329	98	87			
18	CR	68	Total	C	N	O	0	0	0
			514	329	98	87			

- Molecule 19 is a protein called 30S Ribosomal Protein S19.

Mol	Chain	Residues	Atoms					ZeroOcc	AltConf	Trace
19	AS	81	Total	C	N	O	S	0	0	0
			560	351	108	99	2			
19	CS	81	Total	C	N	O	S	0	0	0
			560	351	108	99	2			

- Molecule 20 is a protein called 30S Ribosomal Protein S20.

Mol	Chain	Residues	Atoms					ZeroOcc	AltConf	Trace
20	AT	87	Total	C	N	O	S	0	0	0
			665	410	142	111	2			
20	CT	97	Total	C	N	O	S	0	0	0
			713	438	152	121	2			

- Molecule 21 is a protein called 30S Ribosomal Protein THX.

Mol	Chain	Residues	Atoms				ZeroOcc	AltConf	Trace
			Total	C	N	O			
21	AU	23	199	122	48	29	0	0	0
21	CU	23	199	122	48	29	0	0	0

- Molecule 22 is a protein called Probable sigma(54) modulation protein.

Mol	Chain	Residues	Atoms					ZeroOcc	AltConf	Trace
			Total	C	N	O	S			
22	AX	95	631	396	116	118	1	0	0	0
22	CX	95	601	378	108	114	1	0	0	0

There are 12 discrepancies between the modelled and reference sequences:

Chain	Residue	Modelled	Actual	Comment	Reference
AX	96	HIS	-	expression tag	UNP P0AFX0
AX	97	HIS	-	expression tag	UNP P0AFX0
AX	98	HIS	-	expression tag	UNP P0AFX0
AX	99	HIS	-	expression tag	UNP P0AFX0
AX	100	HIS	-	expression tag	UNP P0AFX0
AX	101	HIS	-	expression tag	UNP P0AFX0
CX	96	HIS	-	expression tag	UNP P0AFX0
CX	97	HIS	-	expression tag	UNP P0AFX0
CX	98	HIS	-	expression tag	UNP P0AFX0
CX	99	HIS	-	expression tag	UNP P0AFX0
CX	100	HIS	-	expression tag	UNP P0AFX0
CX	101	HIS	-	expression tag	UNP P0AFX0

- Molecule 23 is a RNA chain called 23S Ribosomal RNA.

Mol	Chain	Residues	Atoms					ZeroOcc	AltConf	Trace
			Total	C	N	O	P			
23	BA	2837	61112	27197	11440	19639	2836	0	0	0
23	DA	2814	60621	26978	11351	19479	2813	0	0	0

There are 4 discrepancies between the modelled and reference sequences:

Chain	Residue	Modelled	Actual	Comment	Reference
BA	?	-	U	deletion	GB AP008226.1
BA	?	-	U	deletion	GB AP008226.1
DA	?	-	U	deletion	GB AP008226.1

Continued on next page...

Continued from previous page...

Chain	Residue	Modelled	Actual	Comment	Reference
DA	?	-	U	deletion	GB AP008226.1

- Molecule 24 is a RNA chain called 5S Ribosomal RNA.

Mol	Chain	Residues	Atoms					ZeroOcc	AltConf	Trace
24	BB	120	Total	C	N	O	P	0	0	0
			2573	1146	476	832	119			
24	DB	120	Total	C	N	O	P	0	0	0
			2573	1146	476	832	119			

- Molecule 25 is a protein called 50S Ribosomal Protein L2.

Mol	Chain	Residues	Atoms					ZeroOcc	AltConf	Trace
25	BD	275	Total	C	N	O	S	0	0	0
			2135	1349	422	361	3			
25	DD	275	Total	C	N	O	S	0	0	0
			2136	1349	423	361	3			

- Molecule 26 is a protein called 50S Ribosomal Protein L3.

Mol	Chain	Residues	Atoms					ZeroOcc	AltConf	Trace
26	BE	204	Total	C	N	O	S	0	0	0
			1555	982	297	270	6			
26	DE	204	Total	C	N	O	S	0	0	0
			1555	982	297	270	6			

- Molecule 27 is a protein called 50S Ribosomal Protein L4.

Mol	Chain	Residues	Atoms					ZeroOcc	AltConf	Trace
27	BF	203	Total	C	N	O	S	0	0	1
			1580	1007	298	273	2			
27	DF	203	Total	C	N	O	S	0	0	1
			1580	1007	298	273	2			

- Molecule 28 is a protein called 50S Ribosomal Protein L5.

Mol	Chain	Residues	Atoms					ZeroOcc	AltConf	Trace
28	BG	181	Total	C	N	O	S	0	0	0
			1368	879	242	244	3			
28	DG	181	Total	C	N	O	S	0	0	0
			1368	879	242	244	3			

- Molecule 29 is a protein called 50S Ribosomal Protein L6.

Mol	Chain	Residues	Atoms					ZeroOcc	AltConf	Trace
			Total	C	N	O	S			
29	BH	174	Total 1317	C 837	N 243	O 236	S 1	0	0	0
29	DH	174	Total 1317	C 837	N 243	O 236	S 1	0	0	0

- Molecule 30 is a protein called 50S Ribosomal Protein L9.

Mol	Chain	Residues	Atoms					ZeroOcc	AltConf	Trace
			Total	C	N	O	S			
30	BI	146	Total 1037	C 666	N 180	O 190	S 1	0	0	0
30	DI	146	Total 953	C 608	N 168	O 176	S 1	0	0	0

- Molecule 31 is a protein called 50S Ribosomal Protein L13.

Mol	Chain	Residues	Atoms					ZeroOcc	AltConf	Trace
			Total	C	N	O	S			
31	BN	140	Total 1112	C 717	N 207	O 184	S 4	0	0	0
31	DN	140	Total 1112	C 717	N 207	O 184	S 4	0	0	0

- Molecule 32 is a protein called 50S Ribosomal Protein L14.

Mol	Chain	Residues	Atoms					ZeroOcc	AltConf	Trace
			Total	C	N	O	S			
32	BO	122	Total 923	C 583	N 168	O 168	S 4	0	0	0
32	DO	122	Total 923	C 583	N 168	O 168	S 4	0	0	0

- Molecule 33 is a protein called 50S Ribosomal Protein L15.

Mol	Chain	Residues	Atoms					ZeroOcc	AltConf	Trace
			Total	C	N	O	S			
33	BP	149	Total 1131	C 703	N 229	O 196	S 3	0	0	0
33	DP	149	Total 1131	C 703	N 229	O 196	S 3	0	0	0

- Molecule 34 is a protein called 50S Ribosomal Protein L16.

Mol	Chain	Residues	Atoms					ZeroOcc	AltConf	Trace
34	BQ	141	Total	C	N	O	S	0	0	0
			1122	715	212	188	7			
34	DQ	141	Total	C	N	O	S	0	0	0
			1122	715	212	188	7			

- Molecule 35 is a protein called 50S Ribosomal Protein L17.

Mol	Chain	Residues	Atoms					ZeroOcc	AltConf	Trace
35	BR	118	Total	C	N	O	S	0	0	0
			968	604	203	160	1			
35	DR	118	Total	C	N	O	S	0	0	0
			968	604	203	160	1			

- Molecule 36 is a protein called 50S Ribosomal Protein L18.

Mol	Chain	Residues	Atoms				ZeroOcc	AltConf	Trace
36	BS	110	Total	C	N	O	0	0	0
			865	544	172	149			
36	DS	110	Total	C	N	O	0	0	0
			865	544	172	149			

- Molecule 37 is a protein called 50S Ribosomal Protein L19.

Mol	Chain	Residues	Atoms					ZeroOcc	AltConf	Trace
37	BT	131	Total	C	N	O	S	0	0	0
			1063	666	213	183	1			
37	DT	131	Total	C	N	O	S	0	0	0
			1063	666	213	183	1			

- Molecule 38 is a protein called 50S Ribosomal Protein L20.

Mol	Chain	Residues	Atoms					ZeroOcc	AltConf	Trace
38	BU	116	Total	C	N	O	S	0	0	0
			959	608	201	149	1			
38	DU	116	Total	C	N	O	S	0	0	0
			959	608	201	149	1			

- Molecule 39 is a protein called 50S Ribosomal Protein L21.

Mol	Chain	Residues	Atoms					ZeroOcc	AltConf	Trace
39	BV	101	Total	C	N	O	S	0	0	0
			771	495	140	135	1			

Continued on next page...

Continued from previous page...

Mol	Chain	Residues	Atoms					ZeroOcc	AltConf	Trace
			Total	C	N	O	S			
39	DV	101	771	495	140	135	1	0	0	0

- Molecule 40 is a protein called 50S Ribosomal Protein L22.

Mol	Chain	Residues	Atoms					ZeroOcc	AltConf	Trace
			Total	C	N	O	S			
40	BW	112	881	554	172	153	2	0	0	0
40	DW	112	881	554	172	153	2	0	0	0

- Molecule 41 is a protein called 50S Ribosomal Protein L23.

Mol	Chain	Residues	Atoms					ZeroOcc	AltConf	Trace
			Total	C	N	O	S			
41	BX	95	742	483	134	124	1	0	0	0
41	DX	95	742	483	134	124	1	0	0	0

- Molecule 42 is a protein called 50S Ribosomal Protein L24.

Mol	Chain	Residues	Atoms					ZeroOcc	AltConf	Trace
			Total	C	N	O	S			
42	BY	107	785	503	145	131	6	0	0	0
42	DY	107	785	503	145	131	6	0	0	0

- Molecule 43 is a protein called 50S Ribosomal Protein L25.

Mol	Chain	Residues	Atoms					ZeroOcc	AltConf	Trace
			Total	C	N	O	S			
43	BZ	201	1536	980	272	282	2	0	0	0
43	DZ	198	1522	972	269	279	2	0	0	0

- Molecule 44 is a protein called 50S Ribosomal Protein L27.

Mol	Chain	Residues	Atoms					ZeroOcc	AltConf	Trace
			Total	C	N	O	S			
44	B0	76	594	368	125	100	1	0	0	0
44	D0	76	594	368	125	100	1	0	0	0

- Molecule 45 is a protein called 50S Ribosomal Protein L28.

Mol	Chain	Residues	Atoms					ZeroOcc	AltConf	Trace
			Total	C	N	O	S			
45	B1	97	Total 745	C 469	N 144	O 131	S 1	0	0	0
45	D1	97	Total 745	C 469	N 144	O 131	S 1	0	0	0

- Molecule 46 is a protein called 50S Ribosomal Protein L29.

Mol	Chain	Residues	Atoms					ZeroOcc	AltConf	Trace
			Total	C	N	O	S			
46	B2	70	Total 588	C 365	N 118	O 103	S 2	0	0	0
46	D2	70	Total 588	C 365	N 118	O 103	S 2	0	0	0

- Molecule 47 is a protein called 50S Ribosomal Protein L30.

Mol	Chain	Residues	Atoms				ZeroOcc	AltConf	Trace
			Total	C	N	O			
47	B3	59	Total 458	C 293	N 87	O 78	0	0	0
47	D3	59	Total 458	C 293	N 87	O 78	0	0	0

- Molecule 48 is a protein called 50S Ribosomal Protein L31.

Mol	Chain	Residues	Atoms					ZeroOcc	AltConf	Trace
			Total	C	N	O	S			
48	B4	46	Total 349	C 223	N 57	O 64	S 5	0	0	0
48	D4	46	Total 349	C 223	N 57	O 64	S 5	0	0	0

- Molecule 49 is a protein called 50S Ribosomal Protein L32.

Mol	Chain	Residues	Atoms					ZeroOcc	AltConf	Trace
			Total	C	N	O	S			
49	B5	59	Total 455	C 286	N 90	O 74	S 5	0	0	0
49	D5	59	Total 455	C 286	N 90	O 74	S 5	0	0	0

- Molecule 50 is a protein called 50S Ribosomal Protein L33.

Mol	Chain	Residues	Atoms					ZeroOcc	AltConf	Trace
50	B6	53	Total	C	N	O	S	0	0	0
			449	278	90	77	4			
50	D6	53	Total	C	N	O	S	0	0	0
			449	278	90	77	4			

- Molecule 51 is a protein called 50S Ribosomal Protein L34.

Mol	Chain	Residues	Atoms					ZeroOcc	AltConf	Trace
51	B7	48	Total	C	N	O	S	0	0	0
			418	257	104	55	2			
51	D7	48	Total	C	N	O	S	0	0	0
			418	257	104	55	2			

- Molecule 52 is a protein called 50S Ribosomal Protein L35.

Mol	Chain	Residues	Atoms					ZeroOcc	AltConf	Trace
52	B8	64	Total	C	N	O	S	0	0	0
			509	326	99	82	2			
52	D8	64	Total	C	N	O	S	0	0	0
			509	326	99	82	2			

- Molecule 53 is a protein called 50S Ribosomal Protein L36.

Mol	Chain	Residues	Atoms					ZeroOcc	AltConf	Trace
53	B9	36	Total	C	N	O	S	0	0	0
			297	182	66	46	3			
53	D9	36	Total	C	N	O	S	0	0	0
			297	182	66	46	3			

- Molecule 54 is MAGNESIUM ION (three-letter code: MG) (formula: Mg).

Mol	Chain	Residues	Atoms		ZeroOcc	AltConf
54	AA	135	Total	Mg	0	0
			135	135		
54	AC	1	Total	Mg	0	0
			1	1		
54	AD	1	Total	Mg	0	0
			1	1		
54	AF	1	Total	Mg	0	0
			1	1		
54	AQ	1	Total	Mg	0	0
			1	1		

Continued on next page...

Continued from previous page...

Mol	Chain	Residues	Atoms		ZeroOcc	AltConf
54	BA	660	Total 660	Mg 660	0	0
54	BB	23	Total 23	Mg 23	0	0
54	BD	3	Total 3	Mg 3	0	0
54	BE	5	Total 5	Mg 5	0	0
54	BF	2	Total 2	Mg 2	0	0
54	BG	1	Total 1	Mg 1	0	0
54	BP	1	Total 1	Mg 1	0	0
54	BQ	4	Total 4	Mg 4	0	0
54	BR	1	Total 1	Mg 1	0	0
54	BS	1	Total 1	Mg 1	0	0
54	BT	2	Total 2	Mg 2	0	0
54	BV	1	Total 1	Mg 1	0	0
54	BW	2	Total 2	Mg 2	0	0
54	BZ	1	Total 1	Mg 1	0	0
54	B0	3	Total 3	Mg 3	0	0
54	B1	1	Total 1	Mg 1	0	0
54	B2	1	Total 1	Mg 1	0	0
54	B3	1	Total 1	Mg 1	0	0
54	B5	2	Total 2	Mg 2	0	0
54	B8	2	Total 2	Mg 2	0	0
54	B9	1	Total 1	Mg 1	0	0

Continued on next page...

Continued from previous page...

Mol	Chain	Residues	Atoms		ZeroOcc	AltConf
54	CA	162	Total 162	Mg 162	0	0
54	CE	1	Total 1	Mg 1	0	0
54	CQ	1	Total 1	Mg 1	0	0
54	DA	598	Total 598	Mg 598	0	0
54	DB	8	Total 8	Mg 8	0	0
54	DD	2	Total 2	Mg 2	0	0
54	DE	4	Total 4	Mg 4	0	0
54	DF	1	Total 1	Mg 1	0	0
54	DO	2	Total 2	Mg 2	0	0
54	DP	1	Total 1	Mg 1	0	0
54	DQ	2	Total 2	Mg 2	0	0
54	DR	3	Total 3	Mg 3	0	0
54	D0	2	Total 2	Mg 2	0	0
54	D1	1	Total 1	Mg 1	0	0
54	D5	1	Total 1	Mg 1	0	0
54	D8	2	Total 2	Mg 2	0	0

- Molecule 55 is ZINC ION (three-letter code: ZN) (formula: Zn).

Mol	Chain	Residues	Atoms		ZeroOcc	AltConf
55	AD	1	Total 1	Zn 1	0	0
55	AN	1	Total 1	Zn 1	0	0
55	BY	1	Total 1	Zn 1	0	0

Continued on next page...

Continued from previous page...

Mol	Chain	Residues	Atoms		ZeroOcc	AltConf
55	B4	1	Total 1	Zn 1	0	0
55	B5	1	Total 1	Zn 1	0	0
55	B6	1	Total 1	Zn 1	0	0
55	B9	1	Total 1	Zn 1	0	0
55	CD	1	Total 1	Zn 1	0	0
55	CN	1	Total 1	Zn 1	0	0
55	DY	1	Total 1	Zn 1	0	0
55	D4	1	Total 1	Zn 1	0	0
55	D5	1	Total 1	Zn 1	0	0
55	D6	1	Total 1	Zn 1	0	0
55	D9	1	Total 1	Zn 1	0	0

- Molecule 56 is water.

Mol	Chain	Residues	Atoms		ZeroOcc	AltConf
56	AA	268	Total 268	O 268	0	0
56	AE	1	Total 1	O 1	0	0
56	AL	1	Total 1	O 1	0	0
56	AO	1	Total 1	O 1	0	0
56	AP	1	Total 1	O 1	0	0
56	AT	1	Total 1	O 1	0	0
56	AX	1	Total 1	O 1	0	0
56	BA	1694	Total 1694	O 1694	0	0

Continued on next page...

Continued from previous page...

Mol	Chain	Residues	Atoms		ZeroOcc	AltConf
56	BB	57	Total 57	O 57	0	0
56	BD	20	Total 20	O 20	0	0
56	BE	11	Total 11	O 11	0	0
56	BF	6	Total 6	O 6	0	0
56	BH	1	Total 1	O 1	0	0
56	BN	2	Total 2	O 2	0	0
56	BO	2	Total 2	O 2	0	0
56	BP	11	Total 11	O 11	0	0
56	BQ	5	Total 5	O 5	0	0
56	BR	6	Total 6	O 6	0	0
56	BT	1	Total 1	O 1	0	0
56	BU	3	Total 3	O 3	0	0
56	BV	3	Total 3	O 3	0	0
56	BW	3	Total 3	O 3	0	0
56	BX	2	Total 2	O 2	0	0
56	BY	4	Total 4	O 4	0	0
56	B0	8	Total 8	O 8	0	0
56	B1	2	Total 2	O 2	0	0
56	B3	1	Total 1	O 1	0	0
56	B5	3	Total 3	O 3	0	0
56	B6	1	Total 1	O 1	0	0

Continued on next page...

Continued from previous page...

Mol	Chain	Residues	Atoms		ZeroOcc	AltConf
56	B7	5	Total 5	O 5	0	0
56	B8	10	Total 10	O 10	0	0
56	B9	1	Total 1	O 1	0	0
56	CA	265	Total 265	O 265	0	0
56	CC	1	Total 1	O 1	0	0
56	CD	1	Total 1	O 1	0	0
56	CE	2	Total 2	O 2	0	0
56	CK	1	Total 1	O 1	0	0
56	CL	2	Total 2	O 2	0	0
56	CN	1	Total 1	O 1	0	0
56	CP	1	Total 1	O 1	0	0
56	CQ	1	Total 1	O 1	0	0
56	CT	1	Total 1	O 1	0	0
56	CX	1	Total 1	O 1	0	0
56	DA	1174	Total 1174	O 1174	0	0
56	DB	17	Total 17	O 17	0	0
56	DD	8	Total 8	O 8	0	0
56	DE	11	Total 11	O 11	0	0
56	DF	7	Total 7	O 7	0	0
56	DN	1	Total 1	O 1	0	0
56	DO	5	Total 5	O 5	0	0

Continued on next page...

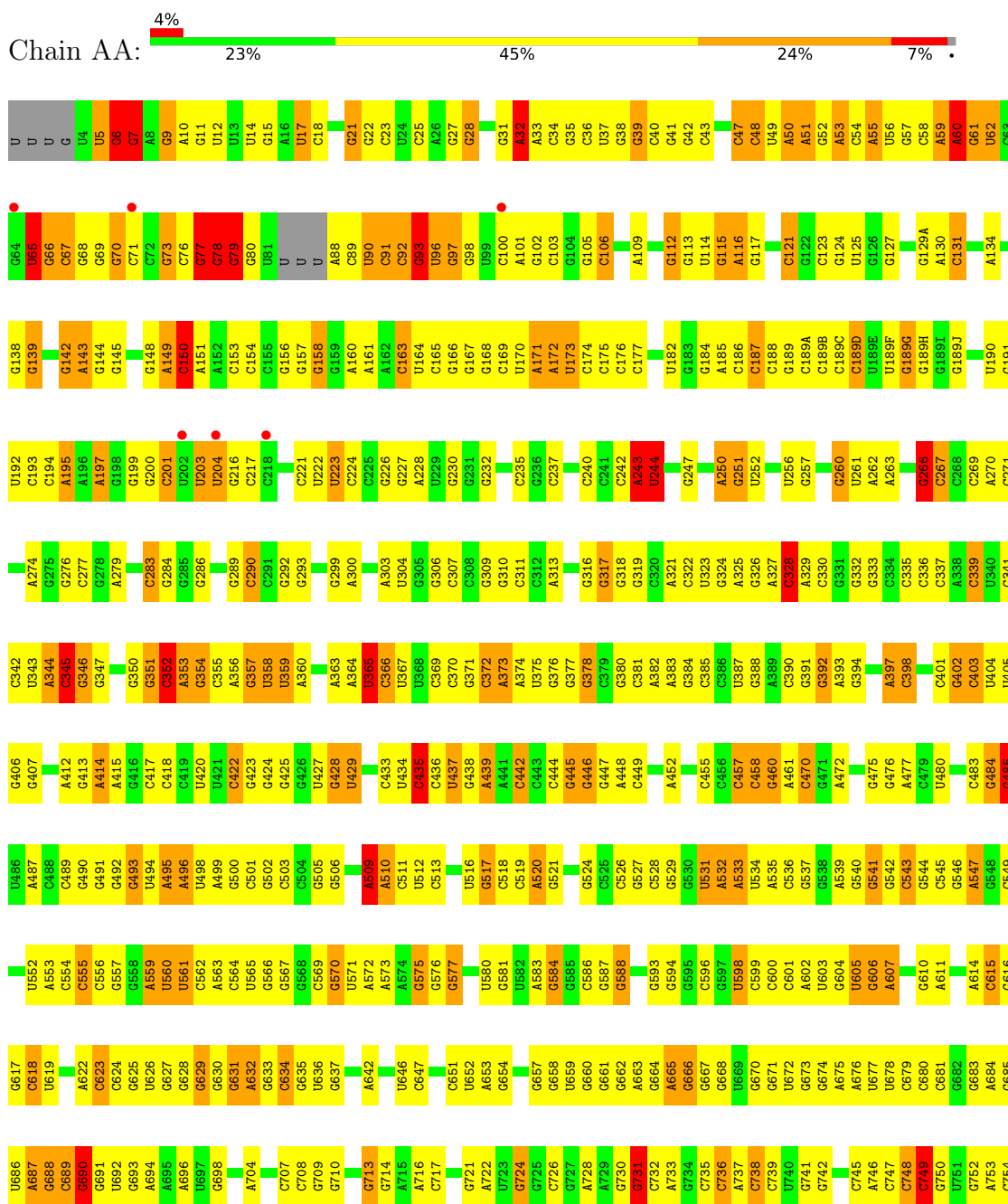
Continued from previous page...

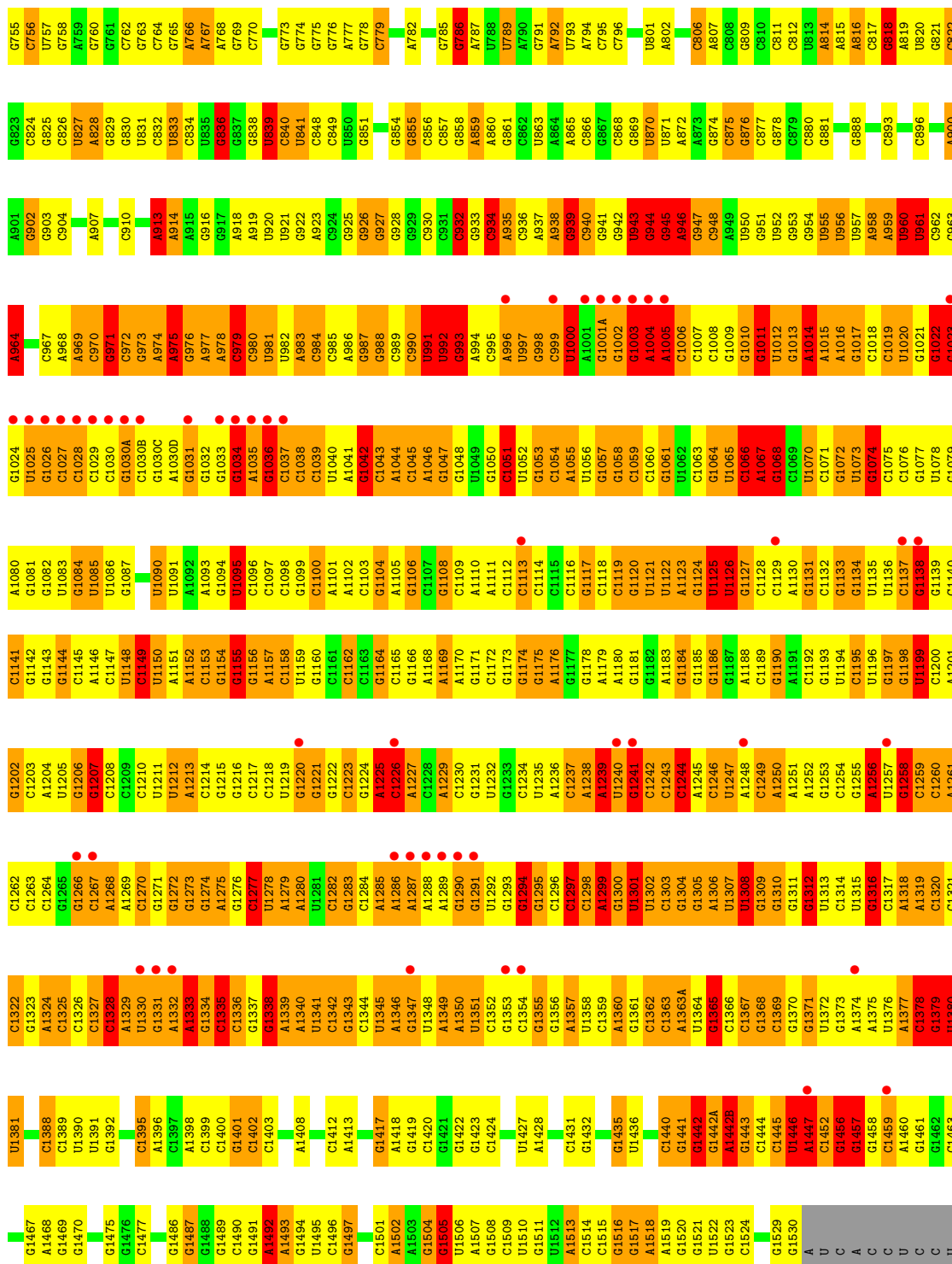
Mol	Chain	Residues	Atoms		ZeroOcc	AltConf
56	DP	10	Total 10	O 10	0	0
56	DQ	3	Total 3	O 3	0	0
56	DR	2	Total 2	O 2	0	0
56	DT	2	Total 2	O 2	0	0
56	DU	5	Total 5	O 5	0	0
56	DV	2	Total 2	O 2	0	0
56	DW	2	Total 2	O 2	0	0
56	DX	1	Total 1	O 1	0	0
56	DY	2	Total 2	O 2	0	0
56	D0	1	Total 1	O 1	0	0
56	D1	5	Total 5	O 5	0	0
56	D3	1	Total 1	O 1	0	0
56	D4	1	Total 1	O 1	0	0
56	D7	3	Total 3	O 3	0	0
56	D8	1	Total 1	O 1	0	0

3 Residue-property plots

These plots are drawn for all protein, RNA, DNA and oligosaccharide chains in the entry. The first graphic for a chain summarises the proportions of the various outlier classes displayed in the second graphic. The second graphic shows the sequence view annotated by issues in geometry and electron density. Residues are color-coded according to the number of geometric quality criteria for which they contain at least one outlier: green = 0, yellow = 1, orange = 2 and red = 3 or more. A red dot above a residue indicates a poor fit to the electron density ($RSRZ > 2$). Stretches of 2 or more consecutive residues without any outlier are shown as a green connector. Residues present in the sample, but not in the model, are shown in grey.

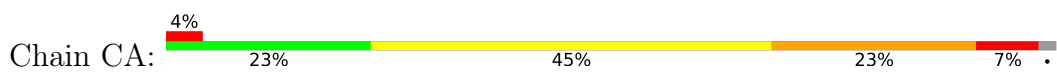
• Molecule 1: 16S Ribosomal RNA

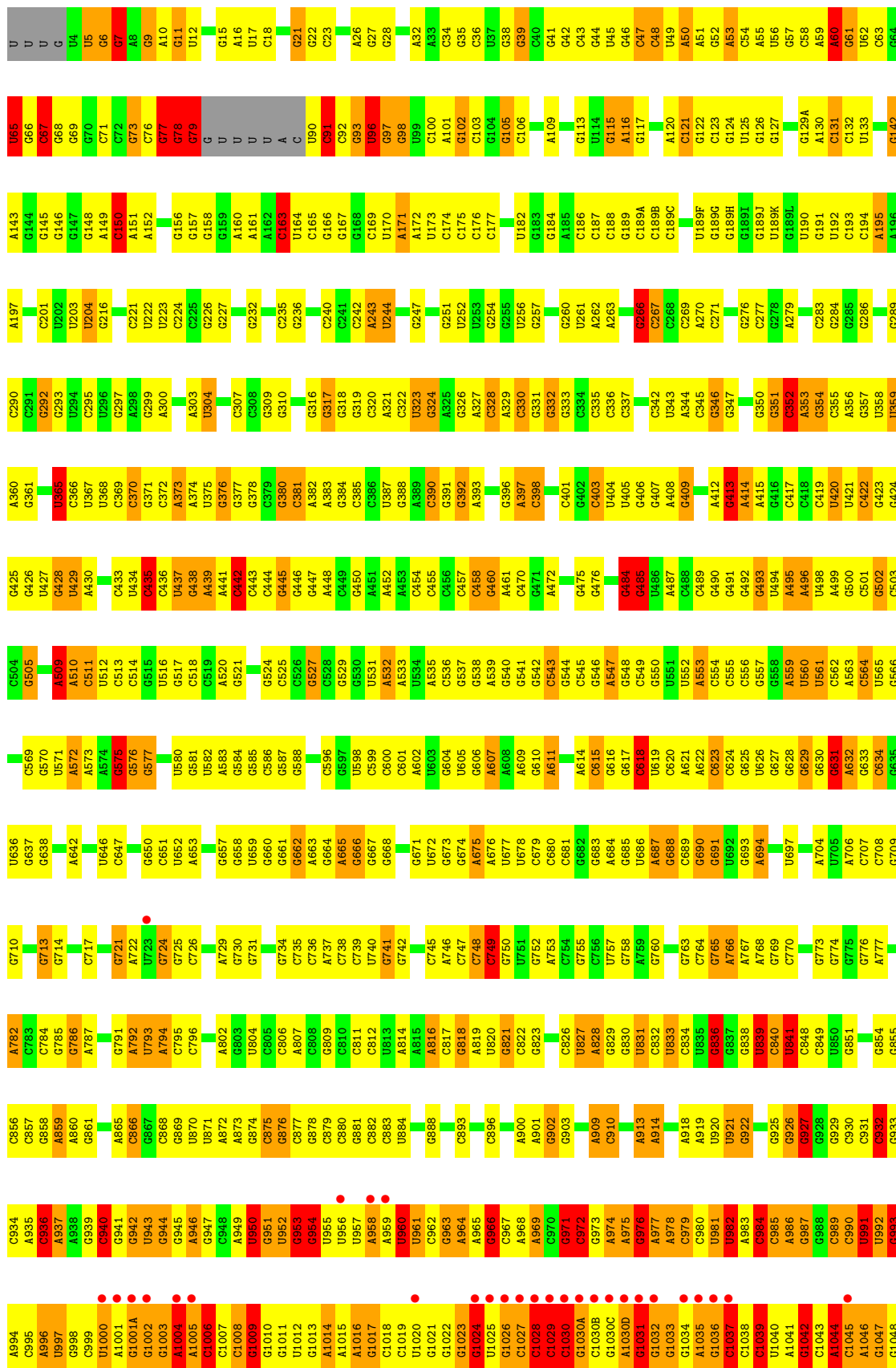


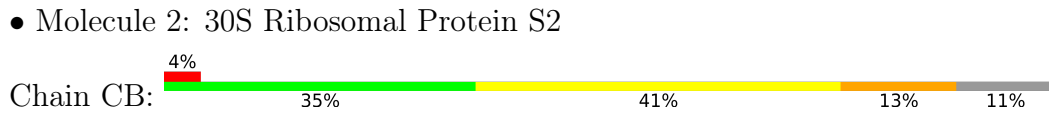
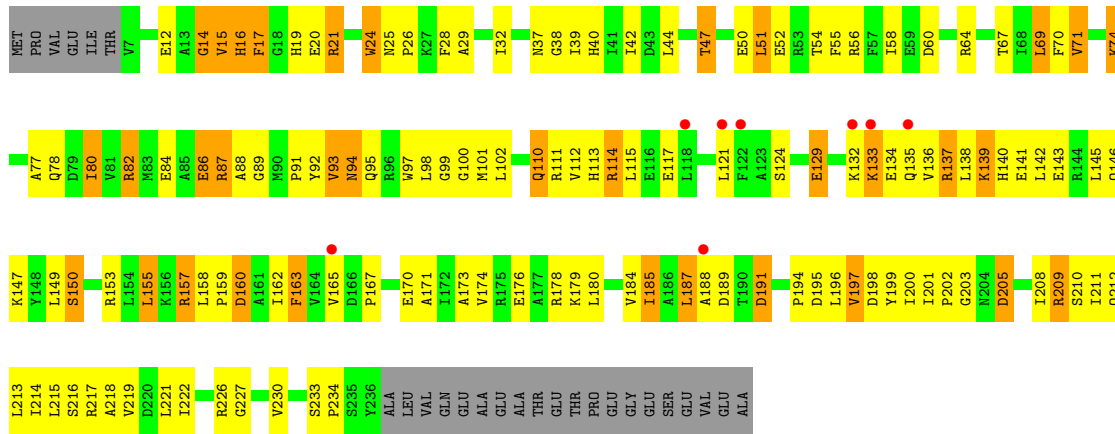
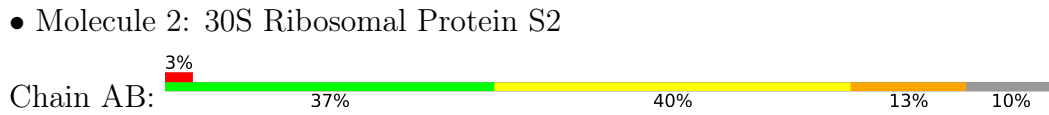
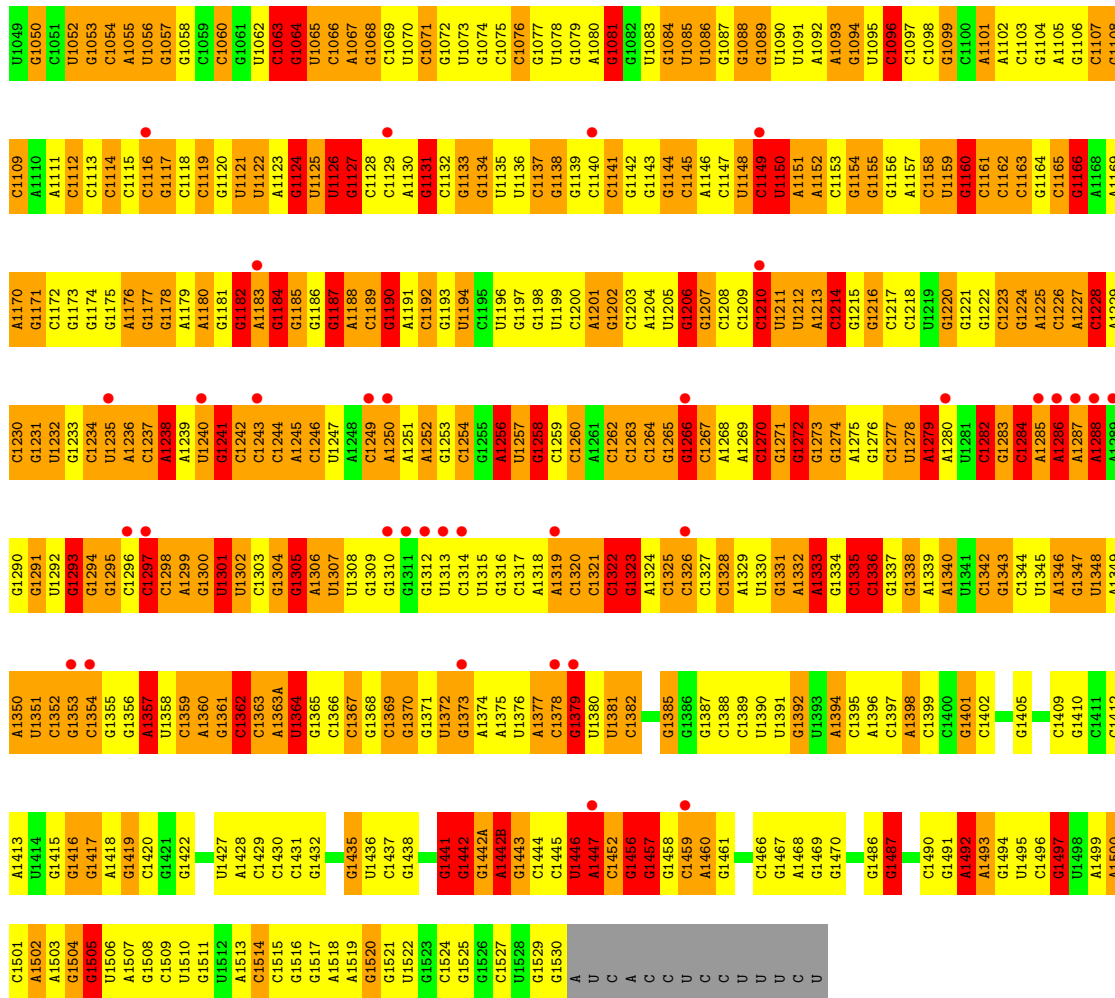


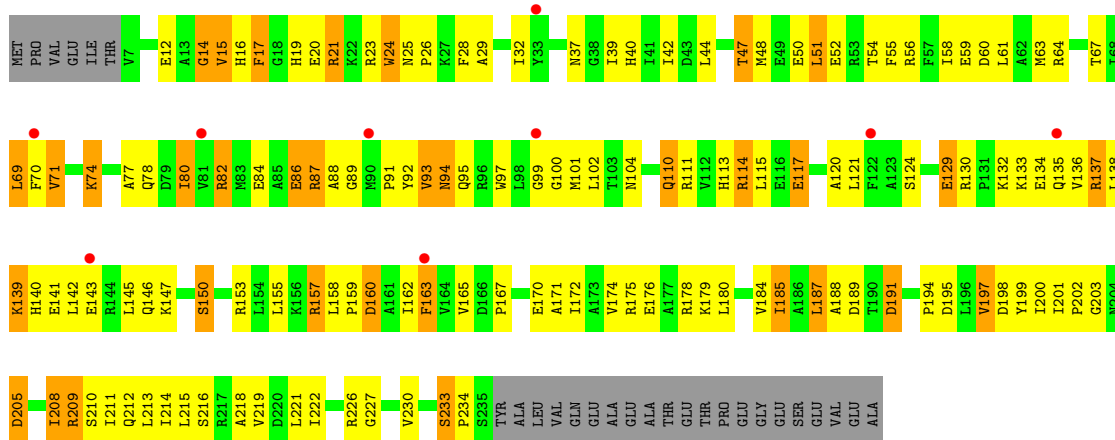
U
U
C
U

• Molecule 1: 16S Ribosomal RNA

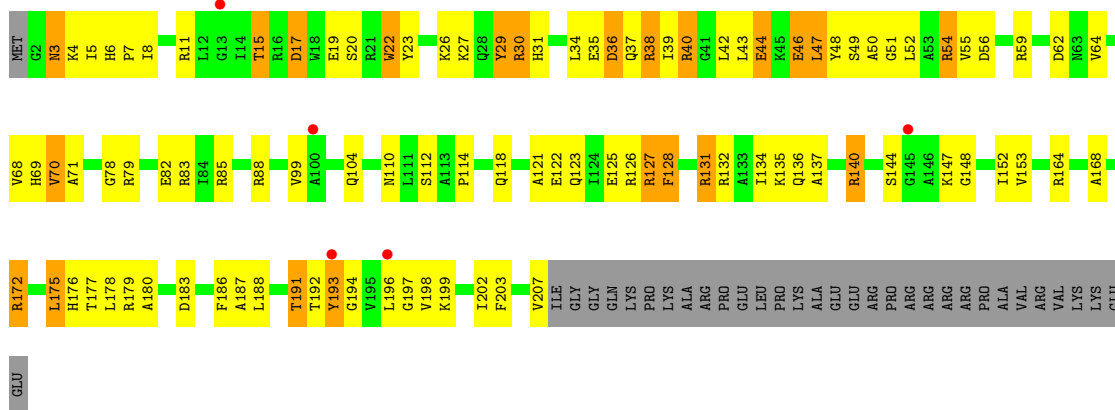
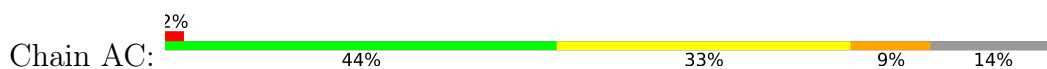




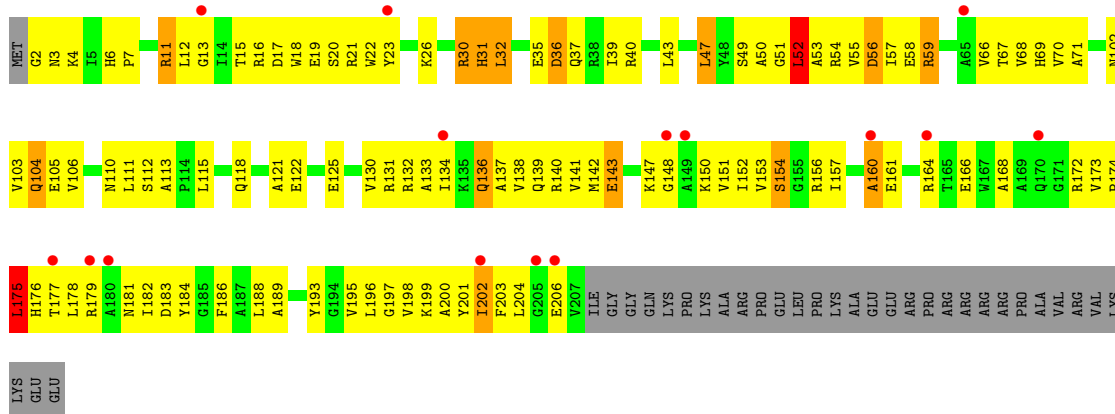




- Molecule 3: 30S Ribosomal Protein S3

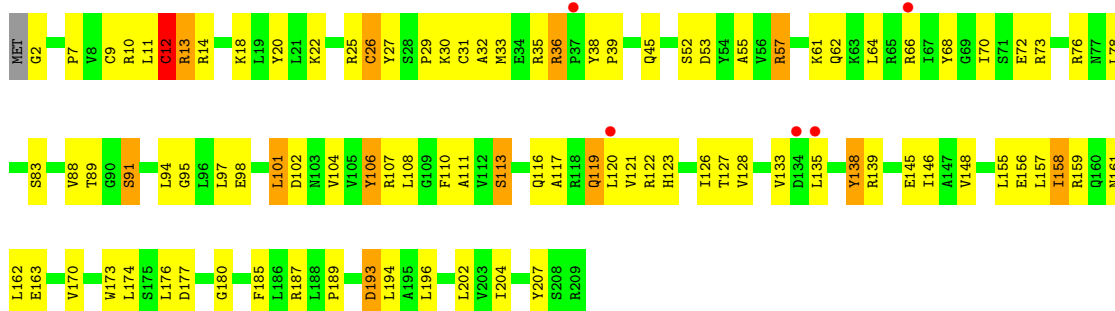


- Molecule 3: 30S Ribosomal Protein S3

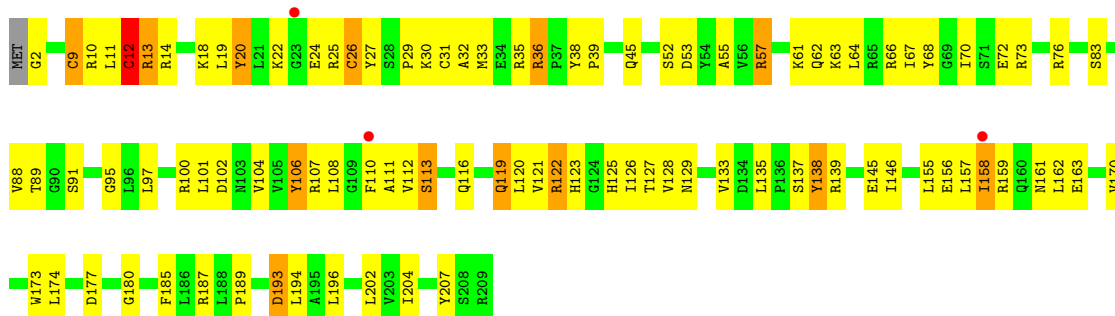


- Molecule 4: 30S Ribosomal Protein S4

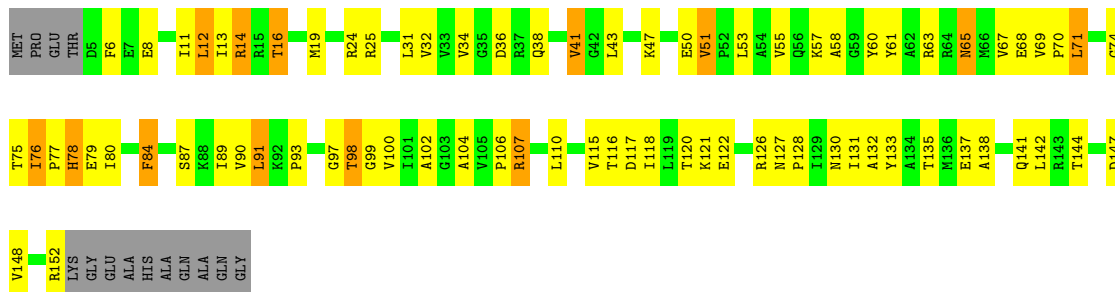




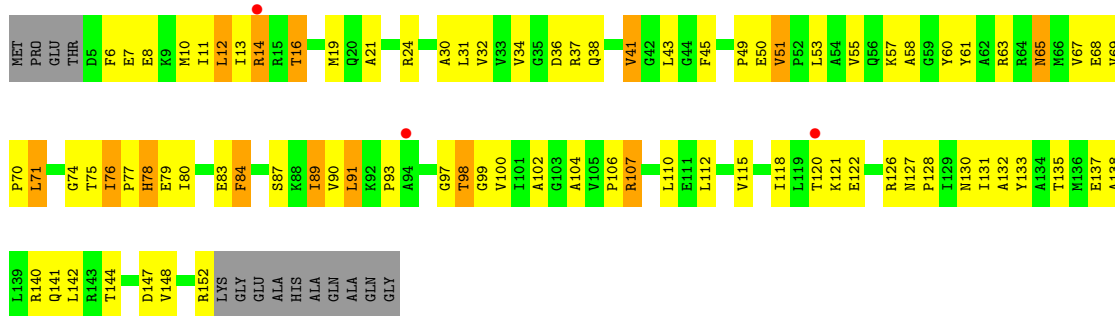
• Molecule 4: 30S Ribosomal Protein S4



• Molecule 5: 30S Ribosomal Protein S5

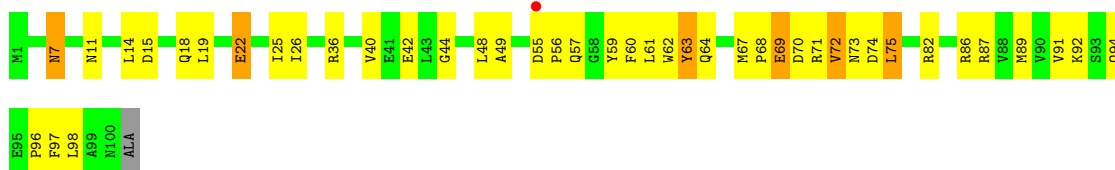


• Molecule 5: 30S Ribosomal Protein S5



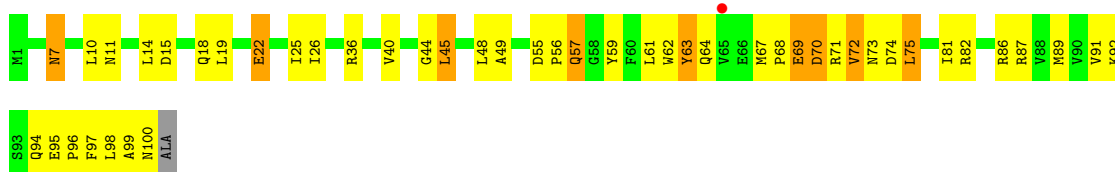
- Molecule 6: 30S Ribosomal Protein S6

Chain AF: 




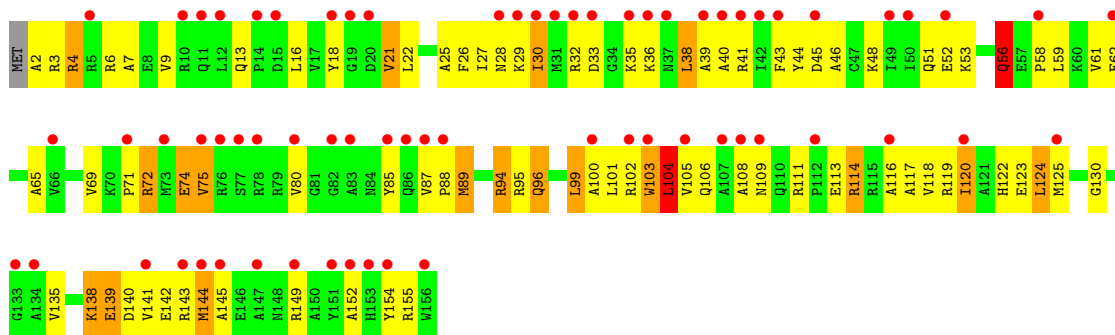
- Molecule 6: 30S Ribosomal Protein S6

Chain CF: 



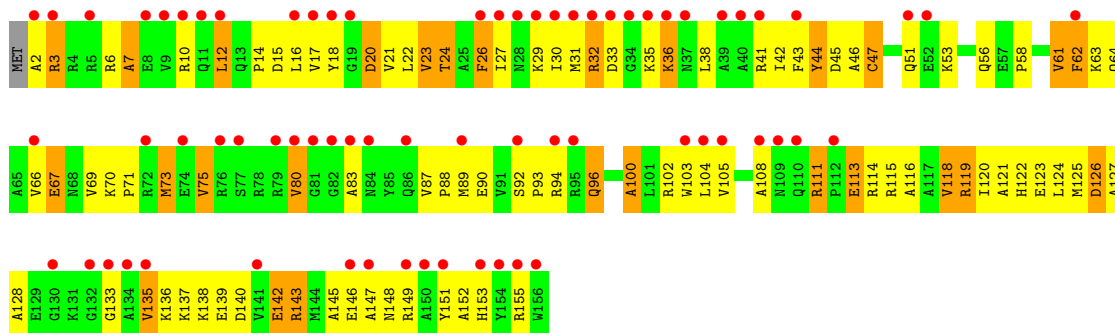
- Molecule 7: 30S Ribosomal Protein S7

Chain AG: 

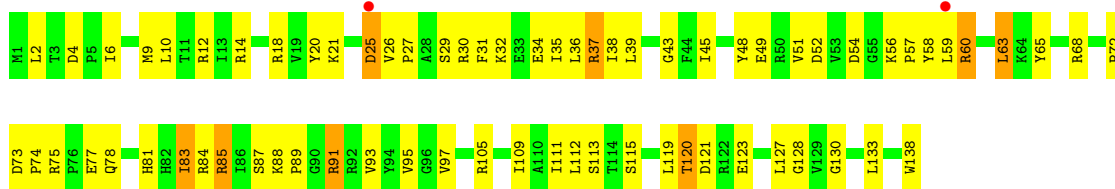


- Molecule 7: 30S Ribosomal Protein S7

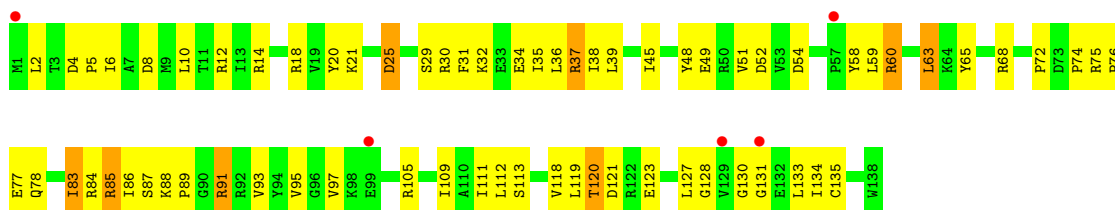
Chain CG: 



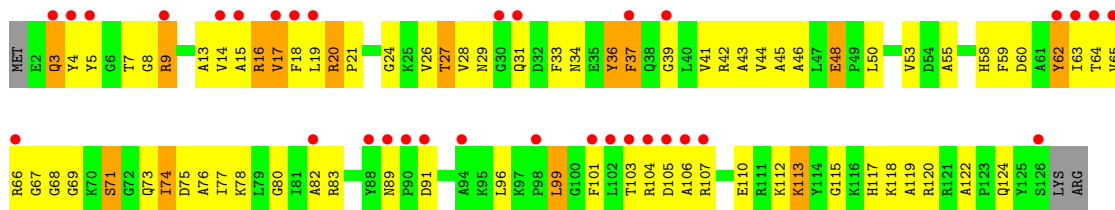
- Molecule 8: 30S Ribosomal Protein S8



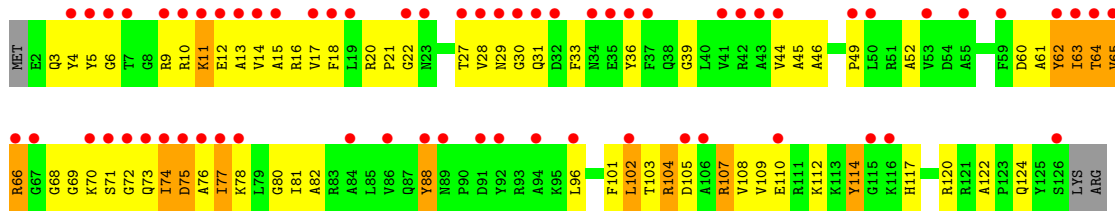
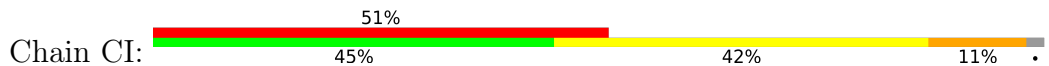
• Molecule 8: 30S Ribosomal Protein S8



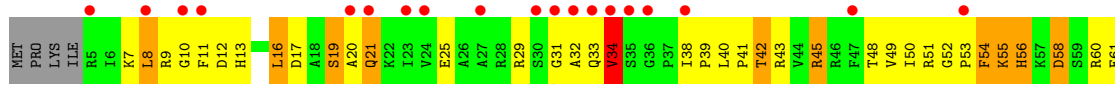
• Molecule 9: 30S Ribosomal Protein S9



• Molecule 9: 30S Ribosomal Protein S9

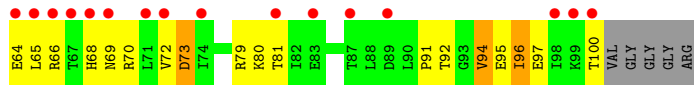
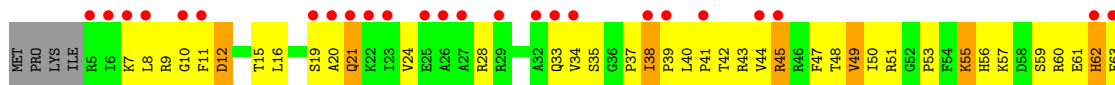


• Molecule 10: 30S Ribosomal Protein S10

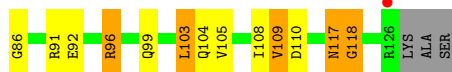
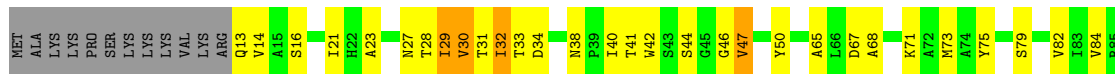





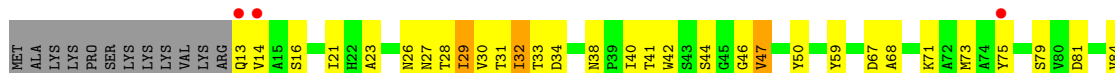
• Molecule 10: 30S Ribosomal Protein S10



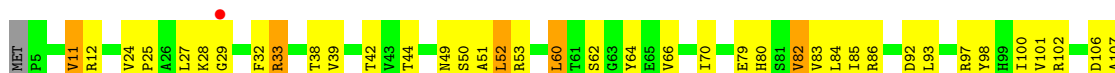
• Molecule 11: 30S Ribosomal Protein S11



• Molecule 11: 30S Ribosomal Protein S11

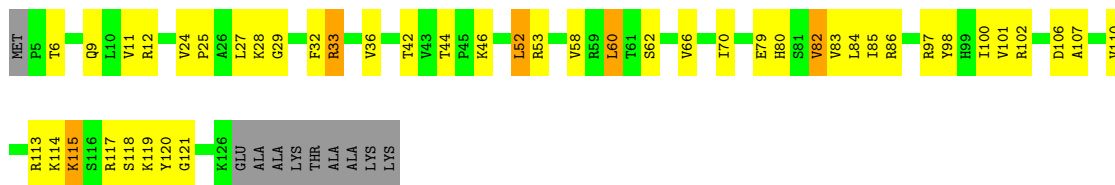


• Molecule 12: 30S Ribosomal Protein S12

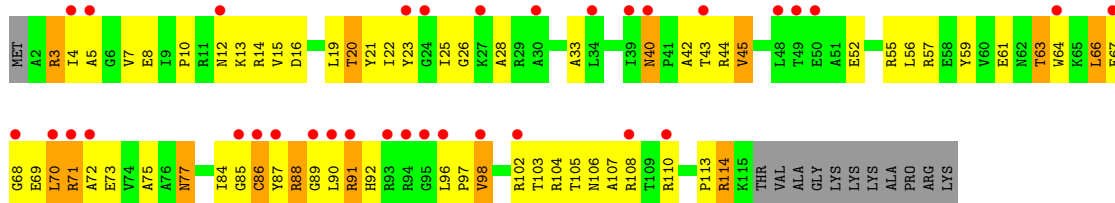


• Molecule 12: 30S Ribosomal Protein S12

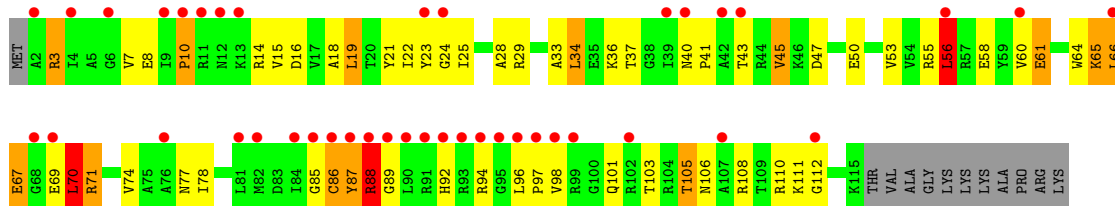
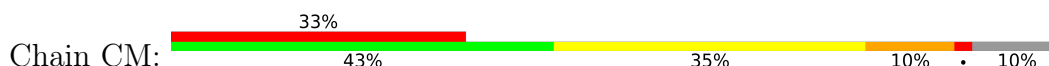




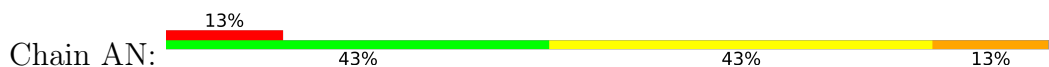
• Molecule 13: 30S Ribosomal Protein S13



• Molecule 13: 30S Ribosomal Protein S13



• Molecule 14: 30S Ribosomal Protein S14



• Molecule 14: 30S Ribosomal Protein S14



• Molecule 15: 30S Ribosomal Protein S15

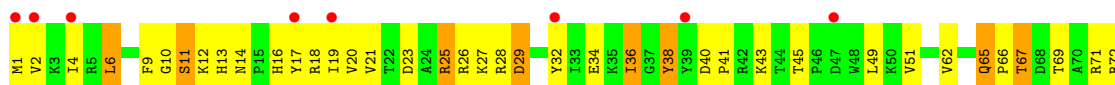
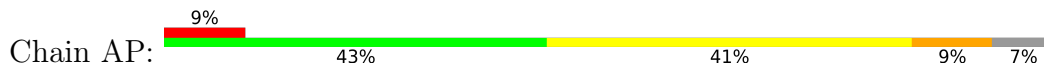




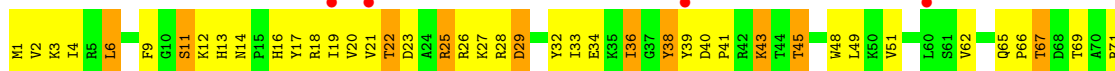
- Molecule 15: 30S Ribosomal Protein S15



- Molecule 16: 30S Ribosomal Protein S16



- Molecule 16: 30S Ribosomal Protein S16

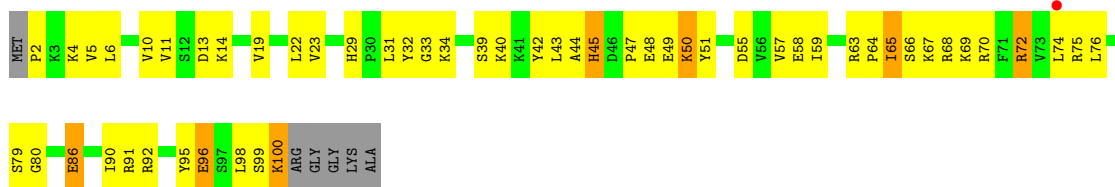


- Molecule 17: 30S Ribosomal Protein S17




- Molecule 17: 30S Ribosomal Protein S17

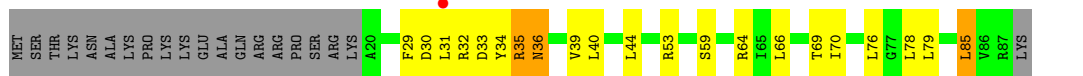




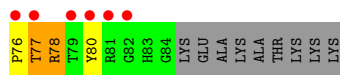
• Molecule 18: 30S Ribosomal Protein S18



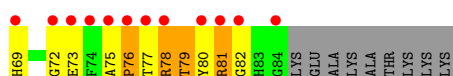
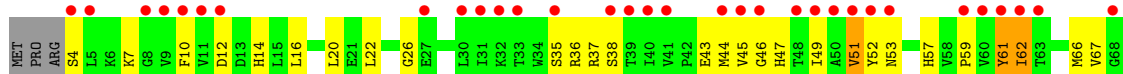
• Molecule 18: 30S Ribosomal Protein S18



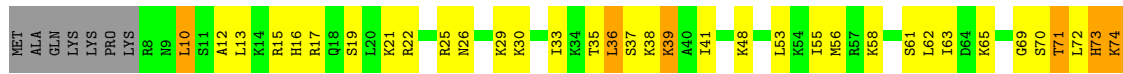
• Molecule 19: 30S Ribosomal Protein S19

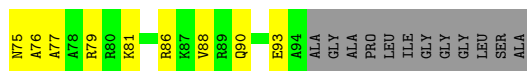


• Molecule 19: 30S Ribosomal Protein S19

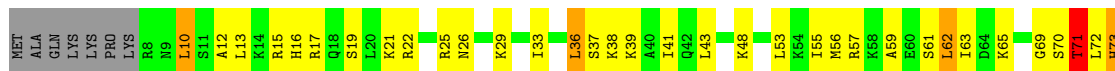


• Molecule 20: 30S Ribosomal Protein S20





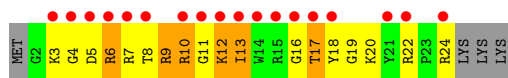
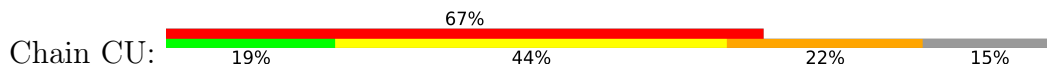
• Molecule 20: 30S Ribosomal Protein S20



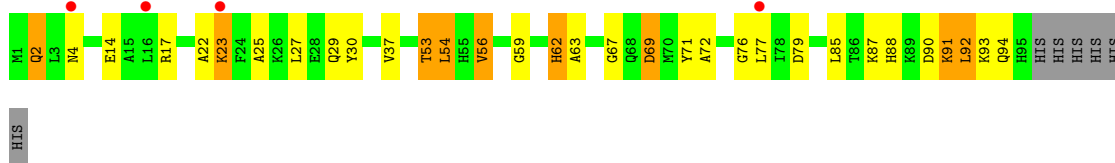
• Molecule 21: 30S Ribosomal Protein THX



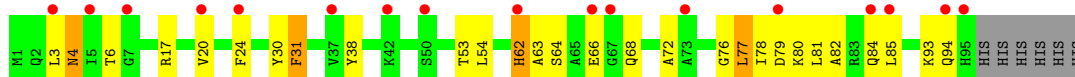
• Molecule 21: 30S Ribosomal Protein THX



• Molecule 22: Probable sigma(54) modulation protein

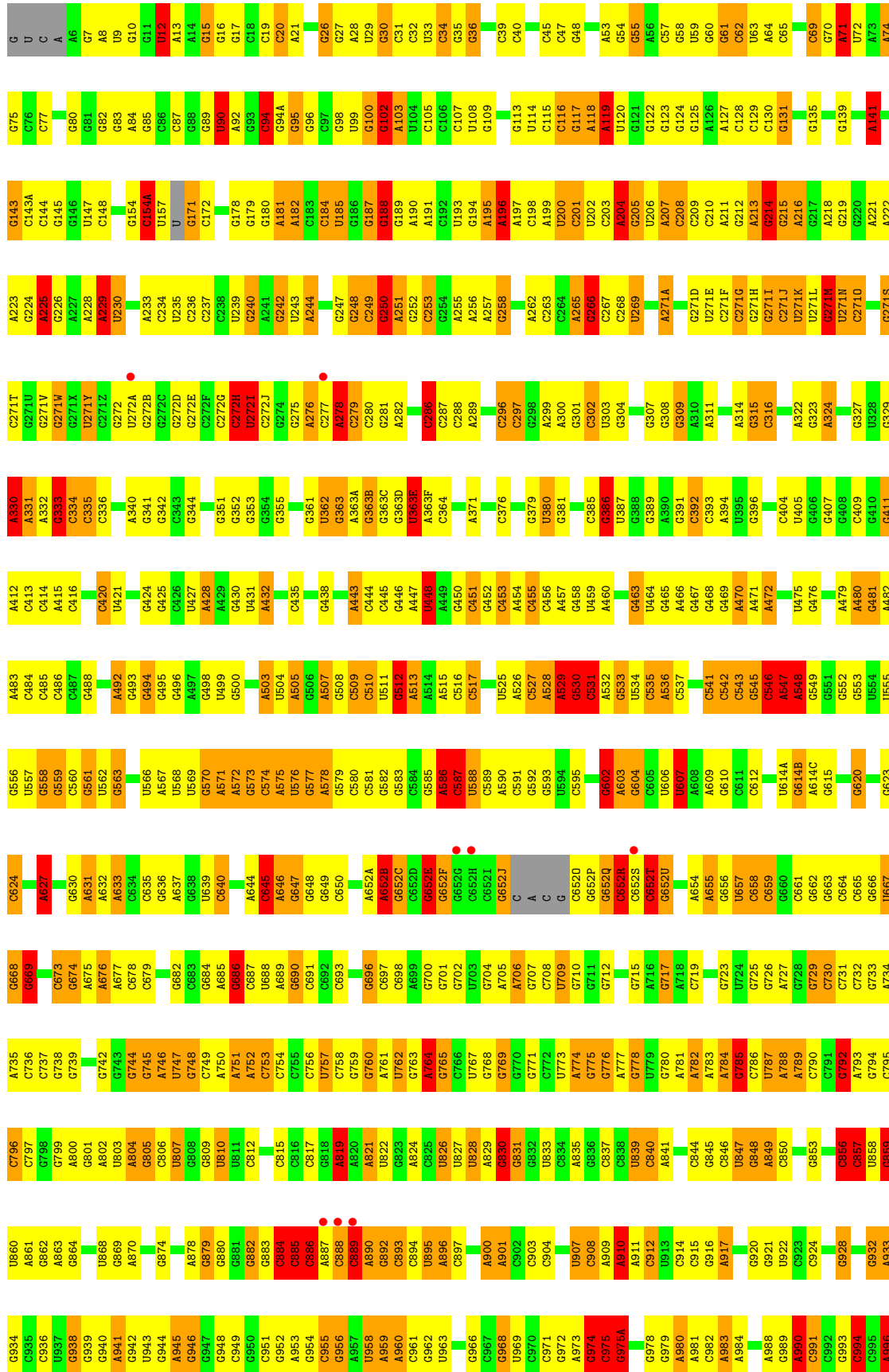


• Molecule 22: Probable sigma(54) modulation protein

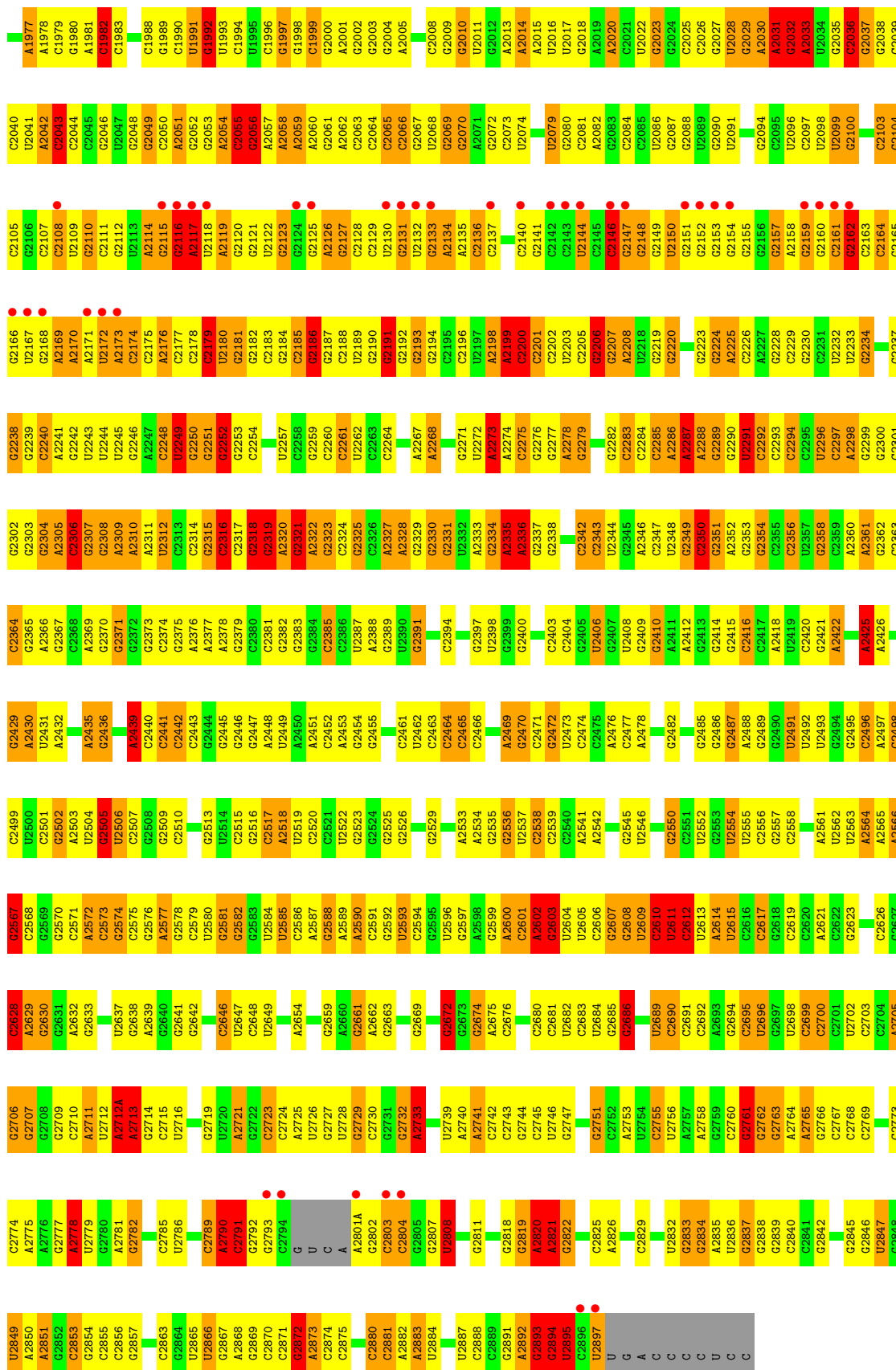


• Molecule 23: 23S Ribosomal RNA

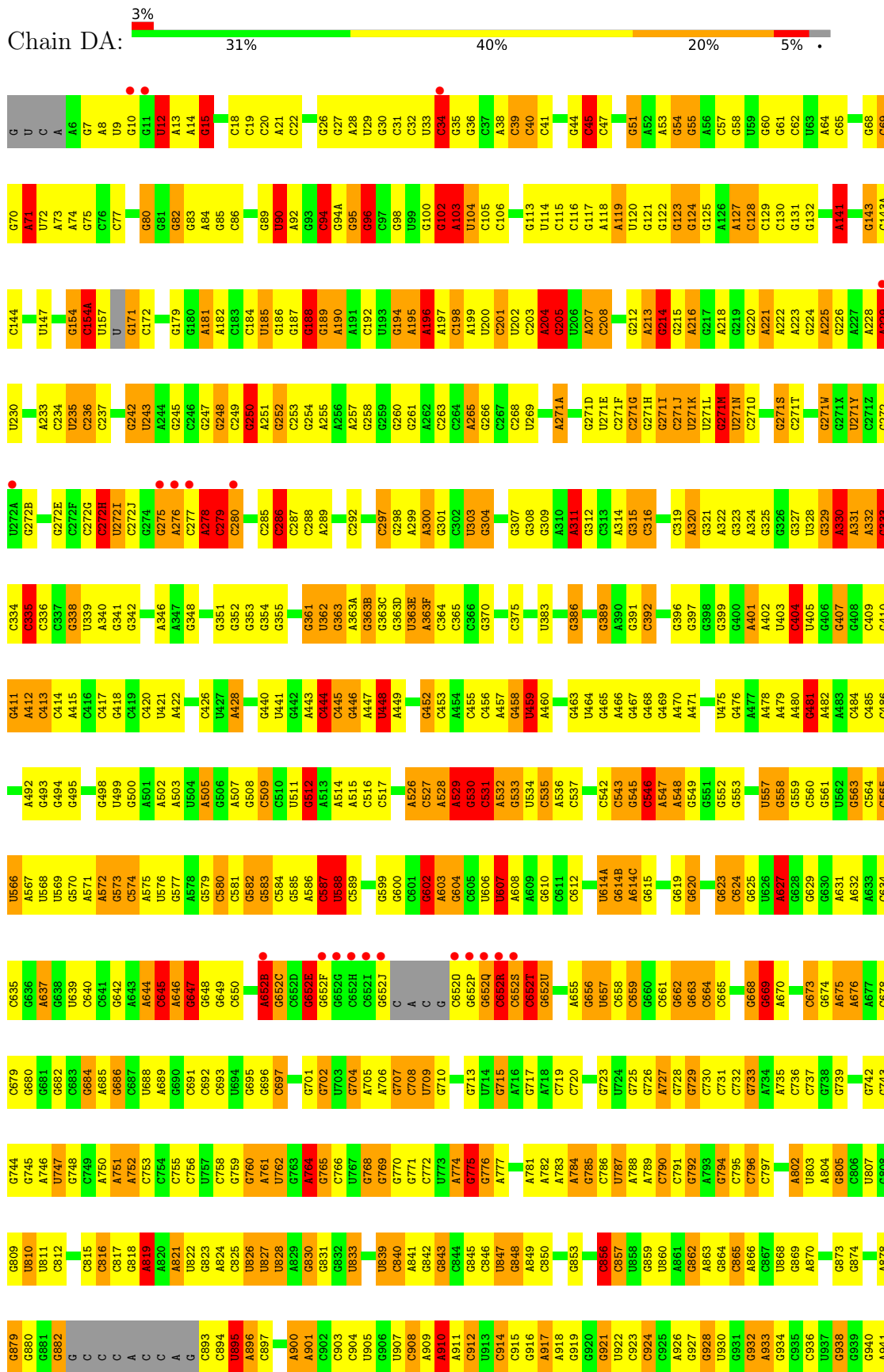




G1907	A1819	A1755	A1664	U1602	C1531	G1388	U1323	C1258	G1193	G1125	G	G997
C1908	U1820	G1756	A1665	U1603	C1532	G1389	G1324	G1259	A1194	A1126	C	A1001
C1909	A1821	U1757	A1666	C1604	G1533	U1391	G1325	G1260	G1195	A1127	U	G1002
G1910	G1822	G1758	G1666	C1605	U1534	A1392	G1326	G1261	G1196	A1128	U	G1003
U1911	G1823	A1759	A1667	C1606	G1535	A1393	G1327	A1262	U1198	A1129	A	C1004
A1912	A1824	A1760	A1668	G1607	C1536	U1394	G1328	G1263	U1199	U1130	G	C1005
A1913	A1825	G1761	A1669	C1607	G1537	A1395	U1329	G1264	C1200	A1131	A	C1006
C1914	G1826	A1762	A1670	A1608	G1538	C1398	C1330	U1265	A1201	A1132	A	
U1915	G1827	G1763	U1670	A1609	A1539	A1471	G1333	G1267	C1202	A1133	G	
A1916	A1828	G1764	U1671	A1610	U1540	C1403	G1334	A1268	G1203	C1135	C	A1010
A1919	G1830	U1765	U1672	C1611	A1541	G1403	G1335	A1269	A1204	G1136	A	G1011
C1925	A1831	G1766	A1673	C1612	C1474	C1404	U1205	G1137	U1205	G1137	G	U1012
U1926	G1832	A1771	A1674	G1613	U1405	A1336	A1336	G1138	G1206	C1138	C	C1013
A1927	C1833	G1772	A1675	A1614	U1406	G1337	G1337	G1139	C1207	G1139	C	U1014
A1928	U1834	U1773	A1676	C1615	C1407	G1338	G1338	C1140	G1208	C1140	A	G1015
G1929	A1835	A1774	U1680	A1616	G1408	C1339	G1339	U1141	G1209	U1141	U	G1016
G1930	G1836	C1775	U1681	C1617	C1409	U1340	U1340	A1142	A1210	U1142	C	G1017
U1931	C1837	G1776	G1686	A1618	G1484	U1341	G1341	A1276	U1211	A1142A	C	C1018
A1932	U1838	U1777	G1687	C1619	G1485	A1342	G1342	G1277	G1212	A1143	U	U1019
C1933	G1839	U1778	A1688	G1620	A1486	G1414	G1343	A1278	A1213	G1144	U	A1020
G1934	A1840	U1779	U1689	C1621	A1487	U1415	G1344	G1279	A1214	C1145	U	A1021
C1935	U1841	A1780	A1690	G1622	G1488	G1416	C1345	U1282	G1215	G1151	A	G1022
A1936	G1842	C1781	A1490	G1623	U1488	A1418	G1348	A1283	G1216	C1152	A	U1023
A1937	A1843	G1782	A1553	C1624	A1489	U1419	A1349	A1284	G1217	G1153	G	G1024
A1938	C1844	A1783	A1554	G1625	C1493	U1420	G1350	G1285	C1221A	G1154	A	U1025
U1939	G1845	G1784	A1555	C1626	A1494	G1422	C1351	A1286	G1222	A1155	G	U1026
A1940	A1846	A1785	G1556	G1627	A1495	G1423	U1352	G1287	G1223	A1156	U	A1027
C1941	A1847	A1786	C1557	U1629	A1496	G1424	G1363	U1288	C1224	G1157	G	A1029
C1942	U1848	A1787	A1564	G1630	U1497	G1425	G1364	G1289	G1225	G1158	C	G1030
C1947	G1888	G1788	A1565	A1631A	C1498	G1426	U1357	C1290	A1226	U1159	U	G1031
G1948	A1881	A1789	A1566	A1632	U1502	A1428	A1358	C1291	G1227	C1160	G	A1032
A1949	U1882	C1790	A1567	A1633	U1503	G1429	A1359	U1292	G1228	C1161	A	U1033
G1950	G1883	G1791	G1568	A1634	U1504	U1430	A1360	C1293	G1229	G1162	A	G1034
U1951	A1884	C1792	A1569	C1635	C1504	U1431	G1363	U1294	C1230	G1163	U	
A1952	A1876	U1793	A1570	C1636	C1505	U1432	G1364	G1295	G1231	G1164	A	C1038
G1953	A1877	G1794	A1571	A1637	C1506	G1432	A1365	G1296	G1232	U1165	G	C1040
U1954	G1878	C1795	A1572	C1638	A1507	U1433	A1366	C1297	U1233	C1166	C	
U1955	A1881	U1796	G1573	U1639	A1508	A1434	A1367	C1298	U1234	G1169	U	
U1956	G1882	C1797	U1576	C1640	C1509	G1435	A1368	U1299	G1235	G1170	C	
C1957	A1883	U1798	A1577	A1641	A1509A	G1436	G1368	U1300	G1236	G1171	A	
G1958	A1884	G1799	U1578	G1642	A1509B	C1437	G1369	A1301	A1241	G1172	U	A1045
G1959	A1885	U1800	A1579	C1643	G1510	G1441	C1370	G1302	A1242	G1173	C	A1046
A1960	G1888	A1802	A1580	G1645	C1511	G1442	U1372	G1303	U1175	A1174	G	G1047
C1961	A1889	A1741	G1581	C1646	U1512	G1443	A1373	C1304	G1176	G1175	G	A1048
C1962	A1890	G1742	C1582	G1647	C1513	G1444	G1374	C1305	A1177	G1176	G	C1049
U1963	A1891	C1743	A1583	C1648	U1514	A1445	C1375	A1307	C1178	G1177	G	A1050
G1964	G1892	U1744	C1584	G1649	G1517	G1448	C1376	A1308	U1179	A1111	G	G1051
C1965	G1896	C1745	A1586	G1650	U1518	A1449	G1377	C1297	C1180	G1112	C	C1052
C1966	A1897	G1746	A1587	G1651	U1519	A1450	A1378	U1313	C1181	U1113	U	
C1967	G1899	U1747	A1588	A1652	G1520	G1450	A1379	C1314	G1184	G1114	A	
G1968	A1900	G1747A	G1589	C1653	U1525	C1450A	G1380	C1315	G1185	G1115	G	
A1969	A1901	G1748	G1594	A1655	G1526	A1451	G1381	U1316	G1186	C1116	G	
A1970	C1902	A1749	G1595	C1656	G1527	A1452	G1382	A1317	G1187	G1117	A	
A1971	G1903	U1750	A1596	C1657	A1528	U1453	C1383	G1318	U1188	C1121	G	
A1972	G1904	G1752	A1597	C1658	A1529	G1455	A1384	G1319	A1189	G1122	U	
G1973	U1905	G1753	C1598	G1661	G1529	G1459	G1385	C1320	G1190	C1123	U	
C1974	G1906	C1754	C1599			A1460	C1387	A1322		C1124	G	



● Molecule 23: 23S Ribosomal RNA

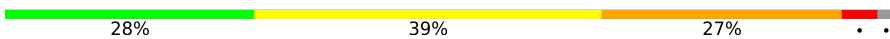


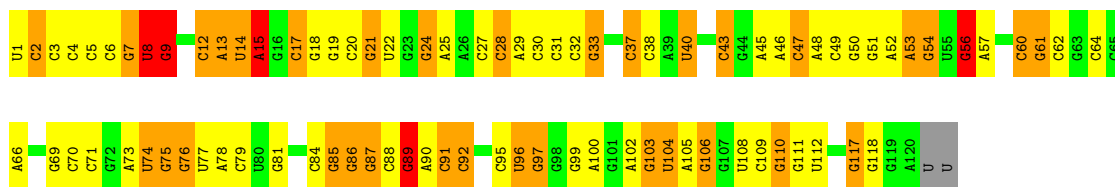
C1892	C1893	G1807	U1739	G1642	A1569	A1496	U1420	C1945	A1278	C1207	A1129	G	C1007	G944
C1894	C1895	U1808	G1740	G1645	A1570	U1497	G1422	G1348	G1279	C1208	U1130	A	C1008	C945
C1896	C1897	A1810	A1741	C1646	C1575	C1502	G1423	G1349	G1280	A1209	A1131	A	G1011	G946
G1811	G1812	G1811	G1742	G1647	U1576	U1503	G1424	U1349	U1281	A1210	A1132	G	U1012	G947
G1813	G1814	G1812	C1743	G1648	C1577	C1504	G1425	C1350	G1282	G1212	U1133	C	U1013	G948
G1815	G1816	G1813	G1746	G1649	U1578	C1505	G1426	C1351	A1284	A1213	G1136	G	U1014	
G1815	G1816	G1814	G1750	G1650	A1579	C1506	A1427	U1352	A1287	G1216	G1137	C	G1015	C951
G1815	G1816	G1815	A1580	A1507	U1579	A1508	C1428	G1355	A1288	G1219	G1138	C	G1016	C952
G1817	G1818	G1816	C1751	A1581	C1509	A1509	G1429	G1356	U1289	G1219	G1139	A	G1017	G953
G1903	G1904	G1817	A1755	C1582	C1509	C1430	C1430	U1357	C1289	A1220	C1140	U	G1018	A954
G1905	G1906	G1818	G1756	A1583	A1509A	U1431	U1431	U1357	U1181	U1141	C1140	A	U1019	C955
G1906	G1907	G1819	U1757	C1584	A1509B	G1432	G1432	G1358	C1291	U1142	C1140	C	U1020	G956
G1910	G1911	G1820	C1655	A1586	U1510	U1433	U1433	A1359	U1292	C1222	U1142A	U	A1021	A957
G1911	G1912	G1821	C1657	A1587	U1511	A1434	G1434	A1360	C1293	G1223	G	U1022	U1023	U958
A1913	A1914	G1822	C1658	C1588	U1512	G1435	G1435	G1364	G1296	G1224	C1153	U	G1024	A959
C1914	C1915	G1823	U1659	U1659	U1513	G1436	G1436	A1365	U1297	G1225	A1154	A	G1025	A960
A1918	A1919	G1826	C1663	C1663	U1514	U1438	U1438	A1367	C1298	A1226	A1155	A	U1026	C961
C1914	C1915	G1827	A1668	A1668	U1518	U1439	G1439	A1368	G1299	C1230	A1156	A	A1027	C965
A1918	A1919	G1827	G1763	G1763	U1519	U1440	G1440	G1369	U1300	G1231	U1159	G	A1028	
A1919	A1920	G1827	C1765	C1765	G1520	G1441	G1441	G1370	A1301	G1236	G1160	G	A1029	C968
C1920	C1921	C1830	C1767	C1767	G1525	G1442	G1442	G1371	A1302	A1237	C1161	U	G1030	U969
C1925	C1926	U1833	G1772	G1772	G1526	A1445	A1445	U1372	G1303	G1238	G1163	C	A1031	C970
U1926	U1927	U1834	A1773	A1773	G1529	G1448	G1448	A1373	C1305	G1239	G1164	G	U1033	G972
A1927	A1928	G1836	C1774	C1774	G1530	A1449	A1449	G1374	A1308	U1240	U1165	U	G1034	A973
A1928	A1929	G1836	G1775	G1775	C1531	G1450	G1450	C1376	G1309	A1241	C1166	A	U1036	G974
C1929	C1930	G1837	G1776	G1776	C1532	G1451	G1451	G1377	G1310	A1242	U1169	U	G1037	C975A
C1934	C1935	G1838	C1777	C1777	G	U1452	U1452	A1378	G1311	G1243	G1170	A	G1038	C976
C1935	C1936	G1839	C1778	C1778	U1453	U1453	U1453	A1379	U1312	G1244	G1171	G	G1039	G977
C1937	C1938	G1840	U1779	U1779	A	G1455	G1455	G1380	U1313	U1247	G	C	G1040	G978
C1938	C1939	G1843	U1779	U1779	A1609	U1455	U1455	G1381	U1314	A1248	A	C	C1041	G979
C1941	C1942	G1844	A1689	A1689	A1610	G1456	G1456	G1382	C1314	U1248	U	U	G1042	A980
C1943	C1944	G1845	A1692	A1692	C1611	G1459	G1459	C1383	C1315	U1249	A	C	U1043	A981
C1945	C1946	G1846	U1693	U1693	C1612	G1460	G1460	C1384	U1316	G1250	G	A	G1044	C982
C1947	C1948	G1847	C1694	C1694	C1613	C1464	C1464	A1384	A1317	C1251	A	C	G1045	C983
C1948	C1949	G1848	G1695	G1695	C1614	G1465	G1465	G1385	C1318	G1252	C1178	U	A1046	A984
C1950	C1951	G1848	A1696	A1696	C1615	G1466	G1466	C1386	G1319	A1253	C1179	A	A1047	A984
C1952	C1953	G1849	A1542	A1542	C1616	G1467	G1467	C1387	C1320	U1254	C1180	A	G1047	C985
C1953	C1954	G1850	A1543	A1543	C1617	C1467	C1467	G1388	A1321	U1255	C1181	U	A1048	C986
C1941	C1942	G1858	A1544	A1544	C1618	G1470	G1470	U1391	A1322	G1256	C1185	A	G1049	C987
C1943	C1944	G1863	A1545	A1545	C1619	A1471	A1471	U1392	G1325	C1257	C1186	A	A1050	A988
C1945	C1946	G1864	A1546	A1546	G1622	A1472	A1472	U1394	U1326	C1258	G1187	U	G1051	C989
C1947	C1948	G1865	A1547	A1547	G1623	A1477	A1477	U1395	G1327	C1261	U1188	C	C1052	A990
C1948	C1949	G1866	A1548	A1548	G1623	G1478	G1478	U1396	G1328	U1261	U1189	A	C	C991
C1950	C1951	G1867	A1553	A1553	G1627	U1481	U1481	U1396	U1329	G1264	A1189	A	A	C992
C1952	C1953	G1868	A1554	A1554	G1628	G1482	G1482	C1403	C1330	A1265	G1190	G	G	C993
C1955	C1956	G1871	C1557	C1557	U1629	G1484	G1484	C1404	G1331	G1266	G1191	C	C	C994
C1956	C1957	G1878	A1558	A1558	A1632	G1485	G1485	U1405	G1332	U1267	G1193	A	G	C995
C1957	C1958	C1881	G1799	G1799	G1635	G1485	G1485	U1406	U1333	A1268	U1199	G	G	A996
C1958	C1959	G1882	C1712	C1712	G1636	G1488	G1488	U1407	G1336	U1269	C1121	G	G	G997
C1958	C1959	G1883	G1713	G1713	C1637	U1489	U1489	C1408	G1337	A1270	C1122	U	U	C998
C1958	C1959	G1884	G1717	G1717	A1637	A1490	A1490	C1408	G1338	G1271	C1200	C	U	A1001
C1958	C1959	G1884	G1718	G1718	C1638	A1490	A1490	U1415	G1338	A1272	C1201	C	C	G1002
C1958	C1959	G1889	A1804	A1804	C1639	C1493	C1493	G1416	G1339	U1273	G1283	C	C	G1003
C1958	C1959	G1890	U1805	U1805	C1640	A1494	A1494	C1417	U1340	A1276	A1204	U	U	C1004
C1958	C1959	G1891	C1806	C1806	A1641	A1495	A1495	A1418	U1341	A1277	U1205	U	U	C1005
C1958	C1959	G1891	C1806	C1806	A1641	A1495	A1495	A1419	A1342	G1277	G1206	A	A	C1006

G1959	A1960	C2021	U2022	G2023	C2026	U2028	G2029	A2030	A2031	A1976	A1977	A1978	C1979	G1980	A1981	C1982	G1983	A1984	G1985	A1986	G1987	C2052	G2053	C1988	G1989	C1990	G1991	A1992	C1993	G1994	A2000	G2001	G2002	A2005	C2006	C2007	G2008	G2009	G2010	U2011	U2012	A2013	A2014	A2015	U2016	U2017	G2018	A2019	U2020	G2093										
G2155	G2156	G2157	G2158	G2159	G2160	C2161	G2162	C2163	C2164	G2165	G2166	U2167	G2168	A2169	A2170	A2171	U2172	A2173	C2174	C2175	G2176	A2177	C2178	U2179	U2180	G2181	G2182	C2183	G2184	G2185	G2186	G2187	U2188	U2189	U2190	G2191	G2192	G2193	A2194	C2195	U2196	A2197	A2198	A2199	C2200	G2201	G2202	U2203	C2205	G2206	G2207	A2208	U2218	G2219	G2220	G2221	G2222	G2223	G2224	
A2225	C2226	A2227	G2228	C2229	U2232	U2233	G2234	G2235	G2236	G2237	G2238	G2239	C2240	A2241	G2242	U2243	U2244	U2245	G2246	A2247	C2248	U2249	G2250	G2251	G2252	G2253	C2254	G2255	G2256	G2257	A2258	C2259	A2260	A2261	A2262	C2263	C2264	U2265	A2266	A2267	A2268	G2271	U2272	A2273	A2274	C2275	G2276	G2277	A2278	G2279	G2282	C2283	G2284	C2285	A2286	A2287	G2288			
G2290	U2291	C2292	C2293	G2294	C2295	U2296	C2297	A2298	A2299	G2300	C2301	G2302	G2303	G2304	G2305	A2306	A2307	C2308	A2309	A2310	A2311	U2312	C2313	G2314	G2315	C2316	C2317	G2318	G2319	A2320	G2321	A2322	C2323	G2324	U2325	G2326	A2327	A2328	G2329	G2330	G2331	A2332	A2333	G2334	A2335	A2336	G2337	G2338	G2339	G2340	G2343	U2344	G2345	G2346	C2347	C2350	G2351			
A2352	G2353	G2354	G2355	G2356	G2357	G2358	G2359	A2360	A2361	G2362	G2363	G2364	G2365	G2366	G2367	A2368	G2369	A2370	G2371	G2372	G2373	C2374	G2375	A2376	A2377	A2378	G2379	G2380	G2381	G2382	G2383	G2384	G2385	G2386	U2387	A2388	G2389	G2390	G2391	G2392	A2393	G2394	G2395	G2396	G2400	U2406	G2407	U2408	G2409	G2410	A2411	A2412	G2413	G2414	C2417	A2418	G2419	U2420	A2421	A2422
U2423	C2424	A2425	A2426	C2427	G2428	G2429	U2430	U2431	A2434	A2435	A2436	U2437	U2438	C2440	C2441	C2442	C2443	G2444	G2445	G2446	G2447	A2448	U2449	C2452	G2455	G2461	U2462	C2463	C2464	C2465	A2469	G2470	C2471	U2472	U2473	C2474	C2475	A2476	C2477	G2485	G2486	G2487	G2490	U2491	U2492	U2493	G2494	G2495	C2496	A2497	C2498									
C2499	U2500	G2501	G2502	A2503	U2504	G2505	U2506	C2510	G2511	G2512	G2513	U2514	C2515	G2516	C2517	U2518	U2519	C2520	C2521	U2522	G2523	G2524	G2525	G2526	G2527	U2528	G2529	A2530	G2535	G2536	U2537	C2538	C2539	G2544	G2545	U2546	U2547	G2548	G2549	G2550	C2551	U2552	G2553	G2554	U2555	G2556	G2557	C2558	C2559	G2560	A2561	U2562	G2563	A2564	A2565	G2566				
C2568	G2569	G2570	C2571	A2572	G2573	G2574	C2575	G2576	G2577	G2578	C2579	U2580	G2581	G2582	G2583	U2584	U2585	C2586	A2587	G2588	A2589	A2590	C2591	G2592	U2593	C2594	G2595	U2596	G2597	A2598	C2599	G2600	A2602	U2604	U2605	C2606	G2608	G2609	G2610	U2611	G2612	U2615	U2616	G2617	G2618	C2619	G2622	G2623	U2624	G2625	G2626	G2627	A2629							
G2630	G2631	A2632	G2633	G2634	G2635	G2636	G2641	G2644	G2645	G2646	U2647	C2648	U2649	A2654	U2657	G2661	A2662	G2663	G2664	A2665	G2669	G2672	G2673	G2674	A2675	C2676	G2677	G2678	A2679	C2680	C2681	U2682	U2683	U2684	U2685	U2686	U2687	U2688	U2689	G2690	C2691	G2694	U2696	G2697	U2698	U2699	C2700	G2701	U2702	U2703	C2704									
A2705	G2706	G2707	G2708	G2709	C2710	U2711	U2712	A2712A	A2713	G2714	C2715	G2718	G2719	G2722	C2723	U2724	A2725	U2726	G2727	U2728	G2729	C2730	G2731	G2732	A2733	G2734	G2735	G2736	U2739	A2740	G2741	C2742	G2743	G2744	G2745	U2746	G2747	A2748	A2749	A2750	G2751	G2752	A2753	U2754	C2755	U2756	G2757	A2758	G2759	C2760	G2761	G2762	G2763	A2764	U2765	G2766	C2768			
G2773	C2774	A2775	G2776	G2777	A2778	U2779	G2780	G2781	G2782	G2783	G2784	G2785	U2786	C2787	G2788	G2789	A2790	G2791	G2792	G2793	C2794	G2795	G2796	G2797	G2798	G2799	G2800	G2801	G2802	G2803	G2804	G2805	G2806	G2807	G2808	G2811	G2812	A2813	G2814	C2815	G2816	G2817	G2818	G2819	A2820	A2821	G2822	A2826	C2827	U2828	U2832	C2833	G2834	U2835	A2836	U2837	G2838	G2839		
G2844	G2845	G2846	U2847	G2848	U2849	A2850	A2851	G2852	G2853	G2854	G2855	G2856	G2857	G2861	G2862	G2863	U2866	G2867	A2868	G2869	C2870	C2871	G2872	A2873	G2876	G2877	U2878	C2879	C2880	A2881	A2882	A2883	U2884	U2887	C2888	G2889	G2891	A2892	G2893	G2894	G2895	G2896	G2897	G2898	G2899	G2900	G2901	G2902	G2903	G2904										

• Molecule 24: 5S Ribosomal RNA

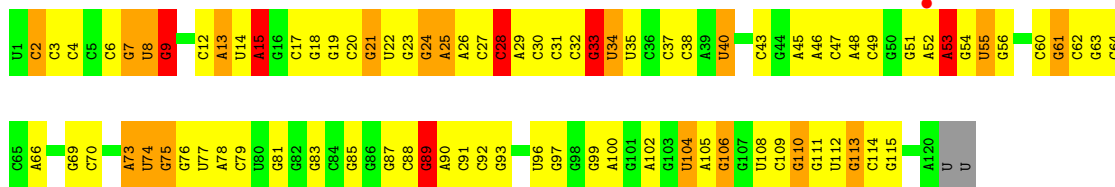


Chain BB: 



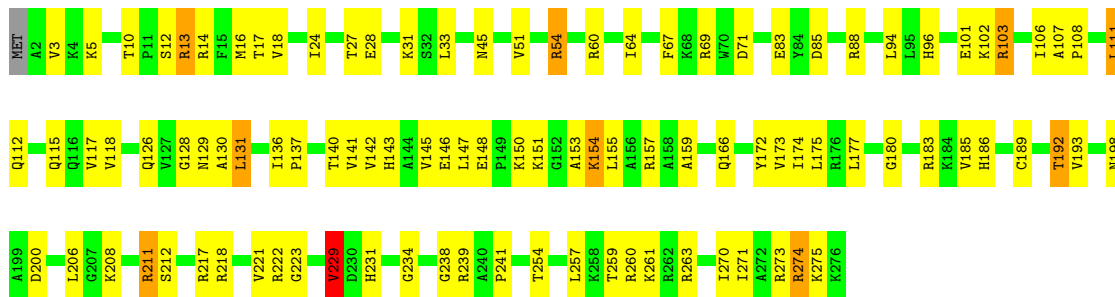
• Molecule 24: 5S Ribosomal RNA

Chain DB: 



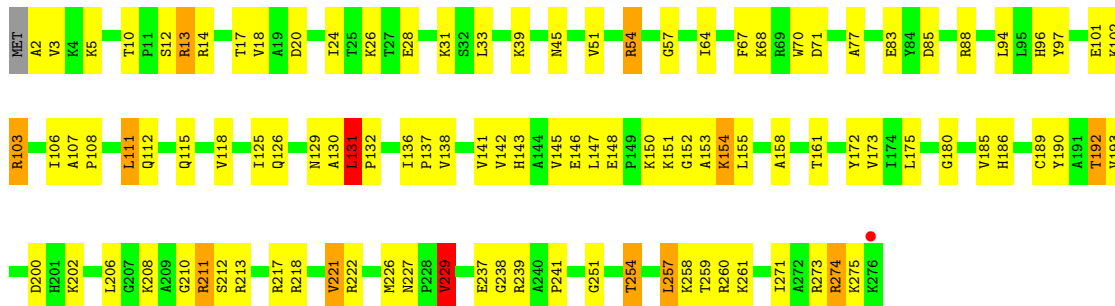
• Molecule 25: 50S Ribosomal Protein L2

Chain BD: 



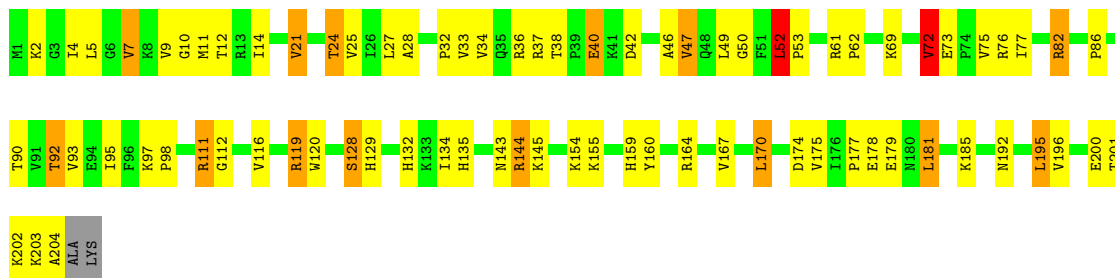
• Molecule 25: 50S Ribosomal Protein L2

Chain DD: 



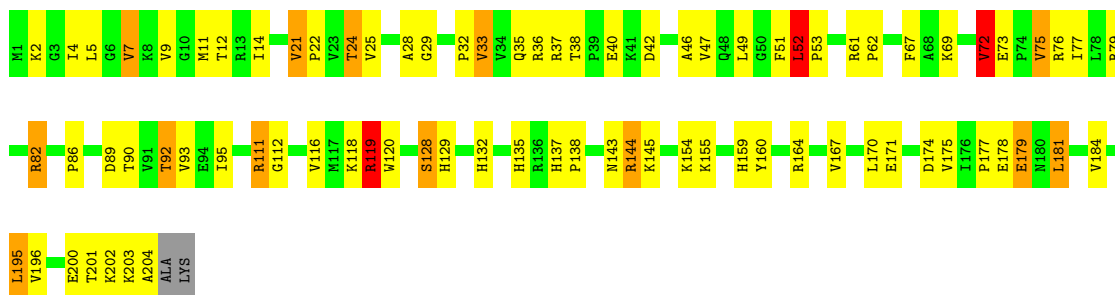
• Molecule 26: 50S Ribosomal Protein L3

Chain BE: 



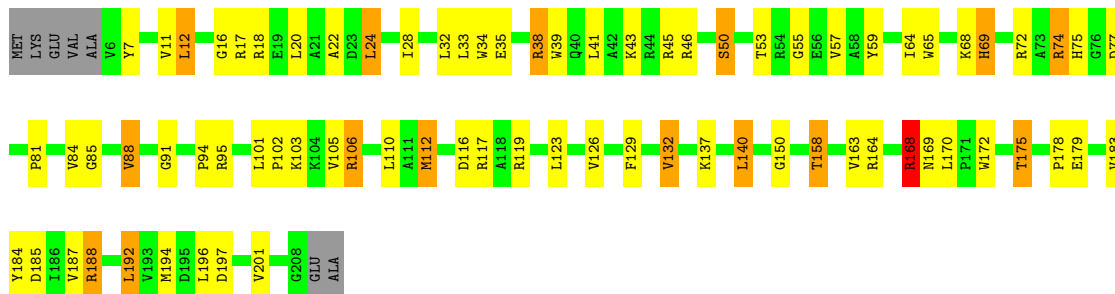
- Molecule 26: 50S Ribosomal Protein L3

Chain DE: 59% 32% 6% ..



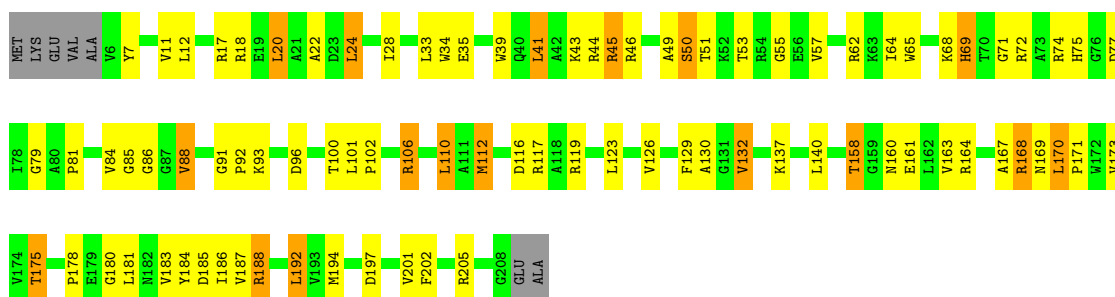
- Molecule 27: 50S Ribosomal Protein L4

Chain BF: 60% 29% 7% .

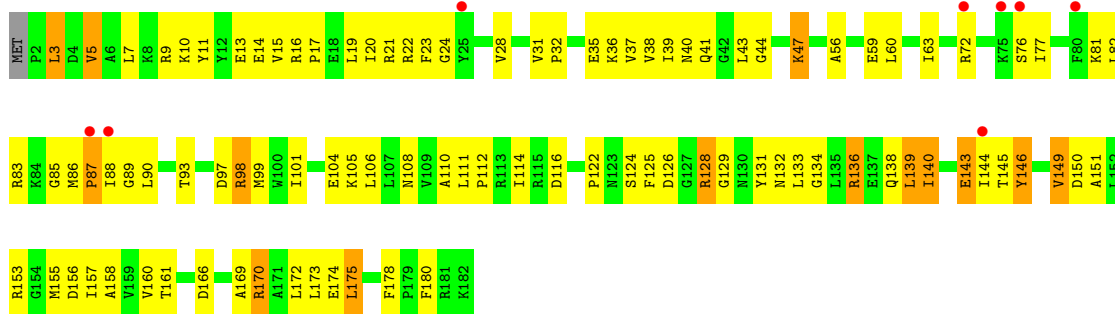


- Molecule 27: 50S Ribosomal Protein L4

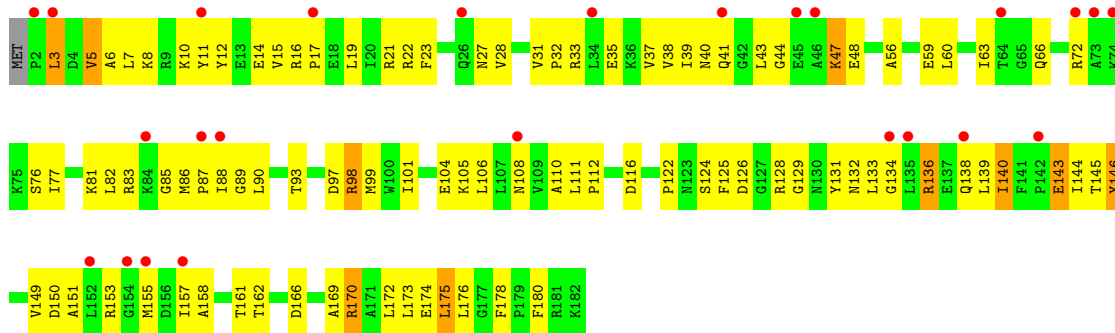
Chain DF: 55% 33% 8% .



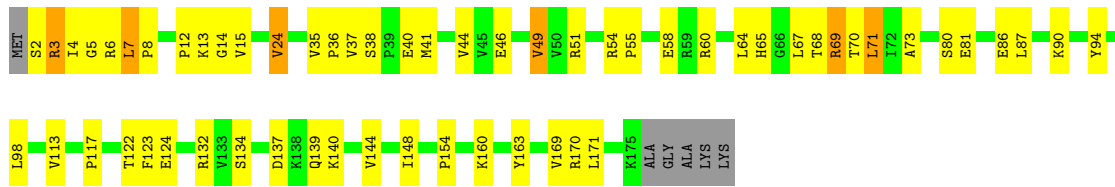
- Molecule 28: 50S Ribosomal Protein L5



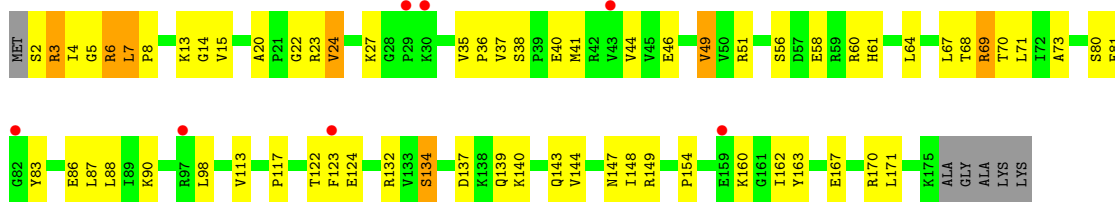
• Molecule 28: 50S Ribosomal Protein L5



• Molecule 29: 50S Ribosomal Protein L6

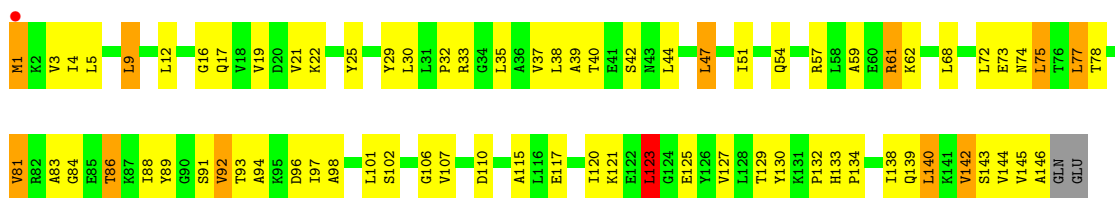


• Molecule 29: 50S Ribosomal Protein L6

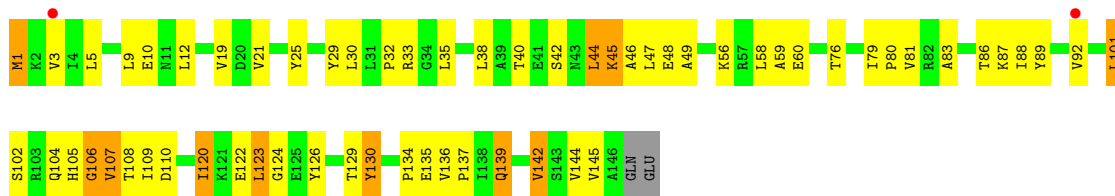


• Molecule 30: 50S Ribosomal Protein L9

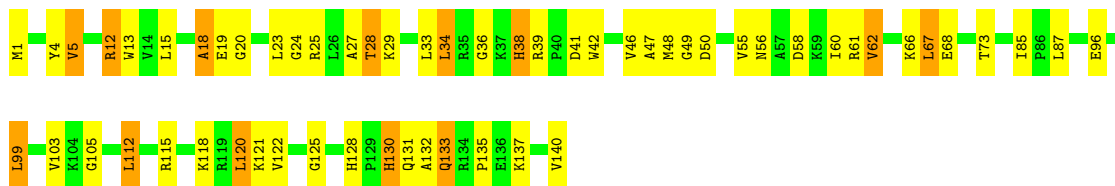




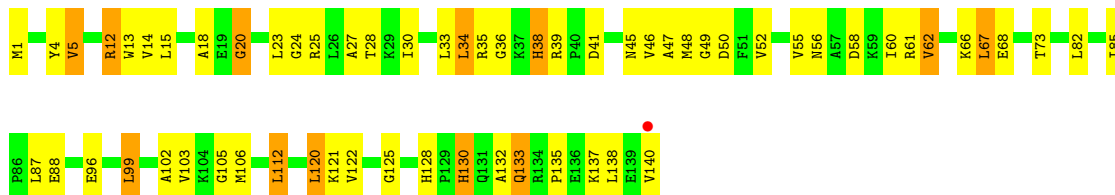
- Molecule 30: 50S Ribosomal Protein L9



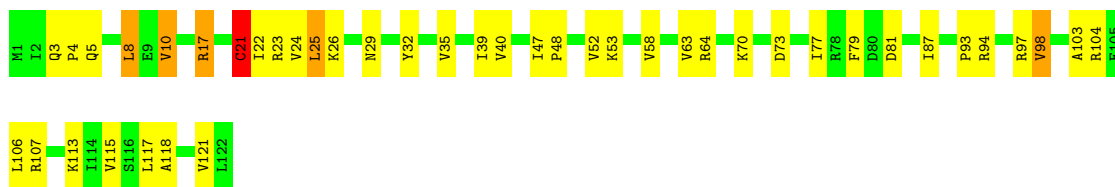
- Molecule 31: 50S Ribosomal Protein L13



- Molecule 31: 50S Ribosomal Protein L13

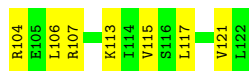


- Molecule 32: 50S Ribosomal Protein L14



- Molecule 32: 50S Ribosomal Protein L14






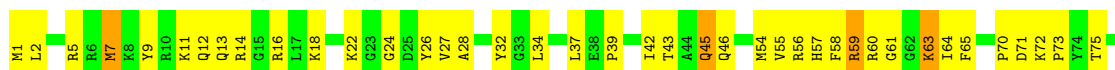
- Molecule 33: 50S Ribosomal Protein L15



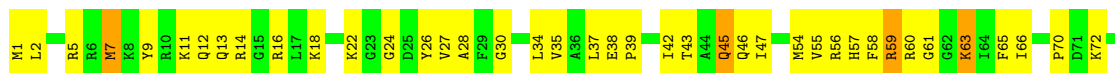
- Molecule 33: 50S Ribosomal Protein L15



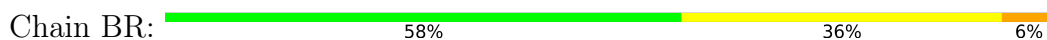
- Molecule 34: 50S Ribosomal Protein L16




- Molecule 34: 50S Ribosomal Protein L16

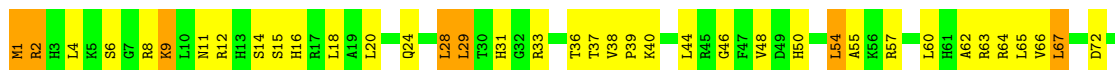


- Molecule 35: 50S Ribosomal Protein L17

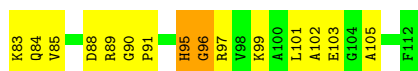
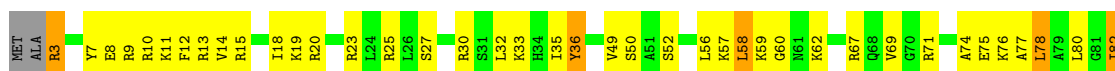




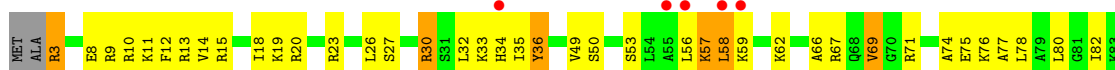
- Molecule 35: 50S Ribosomal Protein L17



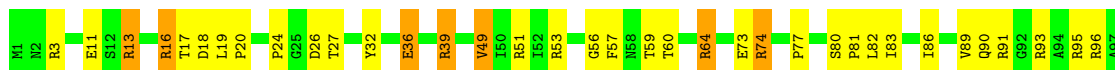
- Molecule 36: 50S Ribosomal Protein L18



- Molecule 36: 50S Ribosomal Protein L18

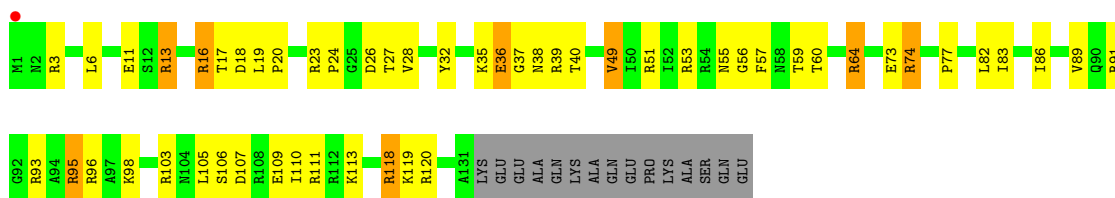


- Molecule 37: 50S Ribosomal Protein L19

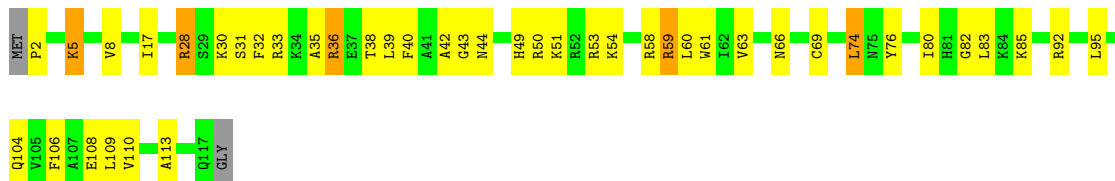


- Molecule 37: 50S Ribosomal Protein L19

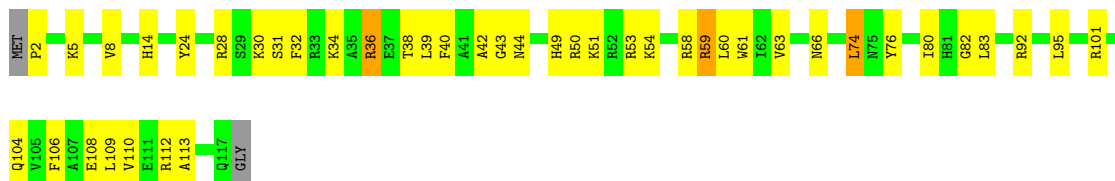




• Molecule 38: 50S Ribosomal Protein L20



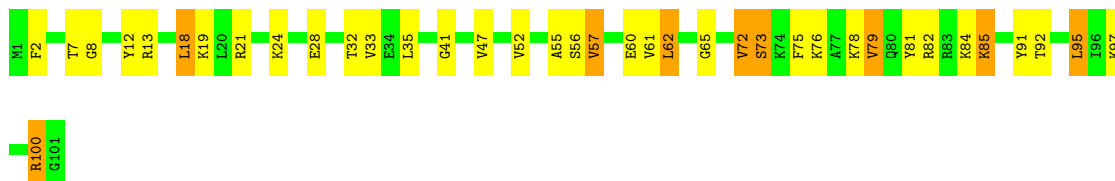
• Molecule 38: 50S Ribosomal Protein L20



• Molecule 39: 50S Ribosomal Protein L21



• Molecule 39: 50S Ribosomal Protein L21



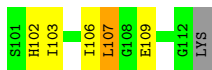
• Molecule 40: 50S Ribosomal Protein L22





- Molecule 40: 50S Ribosomal Protein L22

Chain DW: 59% 35% 5%



- Molecule 41: 50S Ribosomal Protein L23

Chain BX: 65% 31%



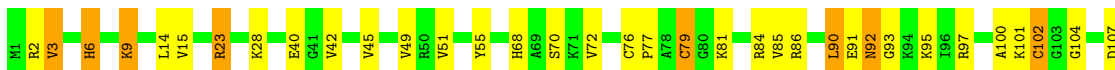
- Molecule 41: 50S Ribosomal Protein L23

Chain DX: 63% 34%



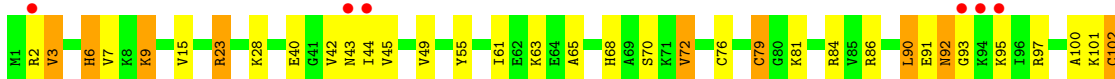
- Molecule 42: 50S Ribosomal Protein L24

Chain BY: 65% 25% 7%



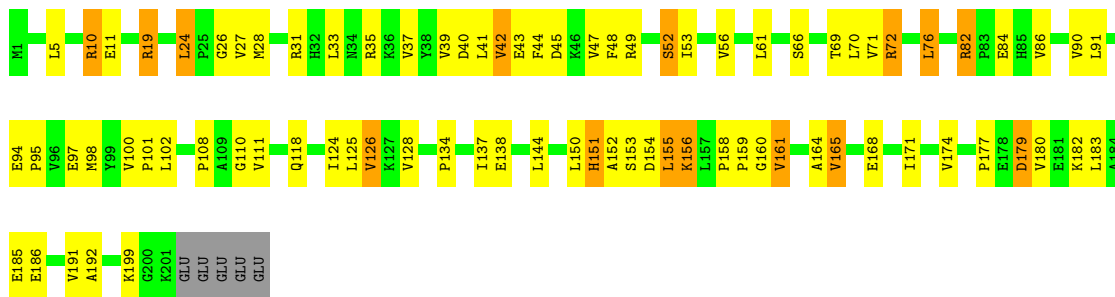
- Molecule 42: 50S Ribosomal Protein L24

Chain DY: 5% 64% 25% 8%

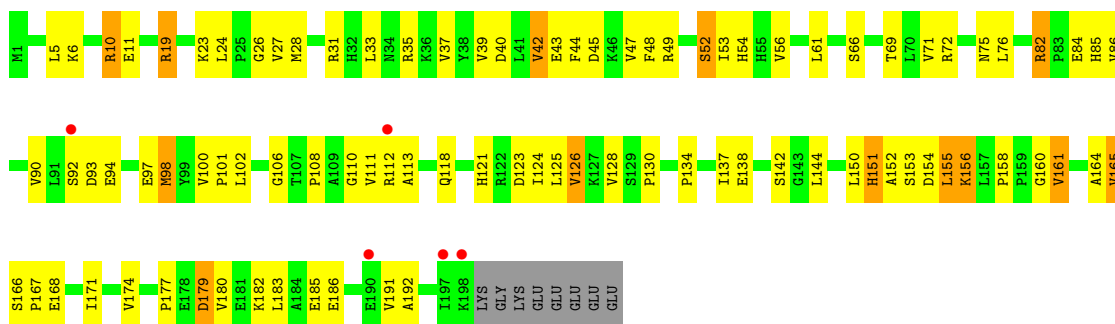


- Molecule 43: 50S Ribosomal Protein L25

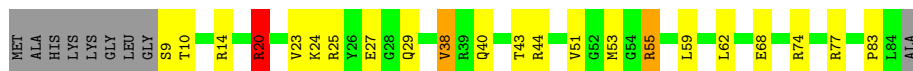
Chain BZ: 58% 33% 7%



● Molecule 43: 50S Ribosomal Protein L25



● Molecule 44: 50S Ribosomal Protein L27



● Molecule 44: 50S Ribosomal Protein L27



● Molecule 45: 50S Ribosomal Protein L28



● Molecule 45: 50S Ribosomal Protein L28





• Molecule 46: 50S Ribosomal Protein L29



• Molecule 46: 50S Ribosomal Protein L29



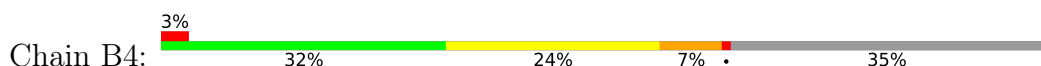
• Molecule 47: 50S Ribosomal Protein L30




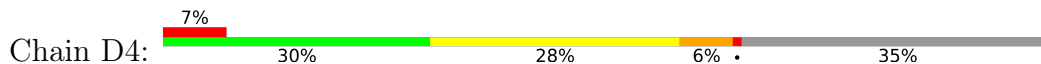
• Molecule 47: 50S Ribosomal Protein L30



• Molecule 48: 50S Ribosomal Protein L31

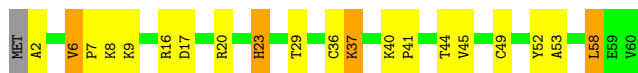


• Molecule 48: 50S Ribosomal Protein L31



- Molecule 49: 50S Ribosomal Protein L32

Chain B5:  65% 27% 7% .



- Molecule 49: 50S Ribosomal Protein L32

Chain D5:  62% 30% 7% .



- Molecule 50: 50S Ribosomal Protein L33

Chain B6:  48% 37% 11% ..



- Molecule 50: 50S Ribosomal Protein L33

Chain D6:  4% 48% 39% 7% ..



- Molecule 51: 50S Ribosomal Protein L34

Chain B7:  57% 31% 8% ..



- Molecule 51: 50S Ribosomal Protein L34

Chain D7:  57% 29% 10% ..



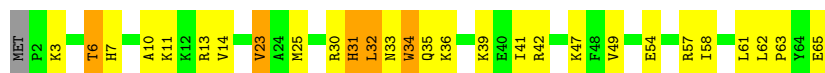
- Molecule 52: 50S Ribosomal Protein L35

Chain B8:  55% 38% ..



- Molecule 52: 50S Ribosomal Protein L35

Chain D8:  55% 35% 8%



- Molecule 53: 50S Ribosomal Protein L36

Chain B9:  62% 32%



- Molecule 53: 50S Ribosomal Protein L36

Chain D9:  3% 62% 32%



4 Data and refinement statistics

Property	Value	Source
Space group	P 21 21 21	Depositor
Cell constants a, b, c, α , β , γ	208.97Å 447.24Å 617.67Å 90.00° 90.00° 90.00°	Depositor
Resolution (Å)	49.98 – 3.10 49.98 – 3.10	Depositor EDS
% Data completeness (in resolution range)	96.0 (49.98-3.10) 96.0 (49.98-3.10)	Depositor EDS
R_{merge}	0.23	Depositor
R_{sym}	(Not available)	Depositor
$\langle I/\sigma(I) \rangle$ ¹	1.39 (at 3.12Å)	Xtrriage
Refinement program	PHENIX 1.7.2_869	Depositor
R, R_{free}	0.216 , 0.258 0.214 , 0.257	Depositor DCC
R_{free} test set	49829 reflections (5.02%)	wwPDB-VP
Wilson B-factor (Å ²)	65.0	Xtrriage
Anisotropy	0.263	Xtrriage
Bulk solvent k_{sol} (e/Å ³), B_{sol} (Å ²)	0.26 , 54.9	EDS
L-test for twinning ²	$\langle L \rangle = 0.42$, $\langle L^2 \rangle = 0.25$	Xtrriage
Estimated twinning fraction	No twinning to report.	Xtrriage
F_o, F_c correlation	0.92	EDS
Total number of atoms	286308	wwPDB-VP
Average B, all atoms (Å ²)	74.0	wwPDB-VP

Xtrriage's analysis on translational NCS is as follows: *The largest off-origin peak in the Patterson function is 1.51% of the height of the origin peak. No significant pseudotranslation is detected.*

¹Intensities estimated from amplitudes.

²Theoretical values of $\langle |L| \rangle$, $\langle L^2 \rangle$ for acentric reflections are 0.5, 0.333 respectively for untwinned datasets, and 0.375, 0.2 for perfectly twinned datasets.

5 Model quality

5.1 Standard geometry

Bond lengths and bond angles in the following residue types are not validated in this section: MG, ZN

The Z score for a bond length (or angle) is the number of standard deviations the observed value is removed from the expected value. A bond length (or angle) with $|Z| > 5$ is considered an outlier worth inspection. RMSZ is the root-mean-square of all Z scores of the bond lengths (or angles).

Mol	Chain	Bond lengths		Bond angles	
		RMSZ	# Z >5	RMSZ	# Z >5
1	AA	1.14	57/36123 (0.2%)	1.54	760/56379 (1.3%)
1	CA	1.11	53/36028 (0.1%)	1.55	750/56231 (1.3%)
2	AB	0.69	0/1822	0.79	1/2468 (0.0%)
2	CB	0.75	0/1809	0.79	1/2450 (0.0%)
3	AC	0.80	0/1474	0.88	0/2003
3	CC	0.78	0/1474	0.86	2/2003 (0.1%)
4	AD	0.68	2/1556 (0.1%)	0.87	3/2113 (0.1%)
4	CD	0.72	2/1556 (0.1%)	0.87	3/2113 (0.1%)
5	AE	0.61	0/1121	0.80	1/1517 (0.1%)
5	CE	0.63	0/1121	0.82	1/1517 (0.1%)
6	AF	0.59	0/790	0.73	0/1077
6	CF	0.62	0/790	0.73	0/1077
7	AG	1.04	0/1183	0.98	2/1599 (0.1%)
7	CG	0.96	0/1183	0.90	0/1599
8	AH	0.57	0/1065	0.73	0/1445
8	CH	0.58	0/1065	0.75	0/1445
9	AI	0.92	0/867	0.92	0/1180
9	CI	1.00	0/867	0.91	1/1180 (0.1%)
10	AJ	0.83	0/676	0.91	1/924 (0.1%)
10	CJ	0.90	0/676	0.97	0/924
11	AK	0.62	0/843	0.75	1/1144 (0.1%)
11	CK	0.61	0/843	0.75	1/1144 (0.1%)
12	AL	0.63	0/921	0.78	0/1247
12	CL	0.64	0/921	0.80	0/1247
13	AM	1.02	0/814	1.00	0/1107
13	CM	1.03	0/814	1.03	2/1107 (0.2%)
14	AN	0.76	0/487	0.90	0/649
14	CN	0.77	1/487 (0.2%)	0.87	1/649 (0.2%)
15	AO	0.62	0/735	0.84	0/981
15	CO	0.66	0/735	0.85	0/981
16	AP	0.63	0/667	0.82	0/905
16	CP	0.56	0/667	0.82	0/905

Mol	Chain	Bond lengths		Bond angles	
		RMSZ	# Z >5	RMSZ	# Z >5
17	AQ	0.66	0/836	0.84	0/1117
17	CQ	0.69	1/836 (0.1%)	0.85	0/1117
18	AR	0.59	0/519	0.76	1/699 (0.1%)
18	CR	0.63	0/519	0.76	1/699 (0.1%)
19	AS	0.96	0/574	0.87	0/781
19	CS	0.98	0/574	0.93	0/781
20	AT	0.63	0/666	0.79	0/880
20	CT	0.62	0/715	0.84	1/947 (0.1%)
21	AU	0.82	0/203	0.92	0/266
21	CU	0.91	0/203	0.97	0/266
22	AX	0.69	0/637	0.84	1/864 (0.1%)
22	CX	0.77	0/606	0.82	0/828
23	BA	1.58	572/68445 (0.8%)	1.72	2187/106848 (2.0%)
23	DA	1.21	155/67893 (0.2%)	1.65	1848/105980 (1.7%)
24	BB	1.13	6/2878 (0.2%)	1.53	60/4490 (1.3%)
24	DB	1.13	2/2878 (0.1%)	1.52	49/4490 (1.1%)
25	BD	0.90	1/2185 (0.0%)	0.91	4/2942 (0.1%)
25	DD	0.82	0/2186	0.91	2/2944 (0.1%)
26	BE	0.90	0/1588	0.92	0/2145
26	DE	0.78	0/1588	0.92	3/2145 (0.1%)
27	BF	0.91	0/1615	0.95	3/2188 (0.1%)
27	DF	0.74	0/1615	0.92	2/2188 (0.1%)
28	BG	0.61	0/1393	0.79	0/1892
28	DG	0.72	0/1393	0.81	0/1892
29	BH	0.72	0/1343	0.82	1/1820 (0.1%)
29	DH	0.66	0/1343	0.81	0/1820
30	BI	0.64	0/1052	0.87	1/1441 (0.1%)
30	DI	0.63	0/967	0.84	1/1334 (0.1%)
31	BN	0.87	0/1139	0.87	0/1538
31	DN	0.71	0/1139	0.89	1/1538 (0.1%)
32	BO	0.87	1/933 (0.1%)	0.88	1/1257 (0.1%)
32	DO	0.73	0/933	0.83	1/1257 (0.1%)
33	BP	0.84	0/1148	0.91	1/1529 (0.1%)
33	DP	0.73	0/1148	0.89	1/1529 (0.1%)
34	BQ	0.84	0/1143	0.87	1/1527 (0.1%)
34	DQ	0.74	0/1143	0.86	0/1527
35	BR	0.80	0/982	0.92	0/1312
35	DR	0.75	0/982	0.92	1/1312 (0.1%)
36	BS	0.67	0/875	0.88	1/1168 (0.1%)
36	DS	0.69	0/875	0.87	1/1168 (0.1%)
37	BT	0.83	0/1077	0.92	0/1444
37	DT	0.73	0/1077	0.90	0/1444
38	BU	1.00	1/977 (0.1%)	0.87	1/1301 (0.1%)

Mol	Chain	Bond lengths		Bond angles	
		RMSZ	# Z >5	RMSZ	# Z >5
38	DU	0.79	0/977	0.86	0/1301
39	BV	0.85	0/782	0.92	0/1049
39	DV	0.77	0/782	0.85	0/1049
40	BW	1.02	0/891	0.91	0/1197
40	DW	0.87	0/891	0.91	1/1197 (0.1%)
41	BX	0.91	0/756	0.88	2/1016 (0.2%)
41	DX	0.78	0/756	0.86	1/1016 (0.1%)
42	BY	0.80	1/798 (0.1%)	0.88	0/1073
42	DY	0.73	1/798 (0.1%)	0.89	0/1073
43	BZ	0.70	0/1569	0.82	1/2137 (0.0%)
43	DZ	0.72	0/1555	0.81	1/2118 (0.0%)
44	B0	0.85	0/602	0.92	1/804 (0.1%)
44	D0	0.78	0/602	0.92	0/804
45	B1	0.85	0/752	0.90	2/1003 (0.2%)
45	D1	0.80	0/752	0.89	1/1003 (0.1%)
46	B2	0.82	0/590	0.86	0/781
46	D2	0.79	0/590	0.86	0/781
47	B3	0.76	0/463	0.84	1/623 (0.2%)
47	D3	0.69	0/463	0.81	0/623
48	B4	0.68	0/358	0.84	1/487 (0.2%)
48	D4	0.85	0/358	0.83	1/487 (0.2%)
49	B5	0.93	1/469 (0.2%)	1.00	0/634
49	D5	0.86	1/469 (0.2%)	0.96	0/634
50	B6	0.93	2/456 (0.4%)	0.84	0/609
50	D6	0.75	0/456	0.87	2/609 (0.3%)
51	B7	1.03	1/426 (0.2%)	1.12	1/561 (0.2%)
51	D7	0.88	0/426	1.01	1/561 (0.2%)
52	B8	0.96	0/516	0.94	1/679 (0.1%)
52	D8	0.76	0/516	0.90	0/679
53	B9	0.79	0/300	0.95	0/395
53	D9	0.71	0/300	0.90	0/395
All	All	1.18	861/305420 (0.3%)	1.47	5724/457343 (1.3%)

Chiral center outliers are detected by calculating the chiral volume of a chiral center and verifying if the center is modelled as a planar moiety or with the opposite hand. A planarity outlier is detected by checking planarity of atoms in a peptide group, atoms in a mainchain group or atoms of a sidechain that are expected to be planar.

Mol	Chain	#Chirality outliers	#Planarity outliers
2	AB	0	3
2	CB	0	4
3	AC	0	3

Continued on next page...

Continued from previous page...

Mol	Chain	#Chirality outliers	#Planarity outliers
3	CC	0	1
4	AD	0	1
4	CD	0	1
7	CG	0	2
9	AI	0	1
9	CI	0	1
10	AJ	0	2
10	CJ	0	2
13	AM	0	4
13	CM	0	2
14	AN	0	1
15	AO	0	1
15	CO	0	1
17	AQ	0	1
17	CQ	0	1
19	AS	0	1
19	CS	0	1
20	AT	0	1
20	CT	0	1
23	BA	0	1
23	DA	0	1
26	BE	0	1
26	DE	0	1
27	DF	0	1
30	DI	0	1
34	BQ	0	1
34	DQ	0	1
36	BS	0	1
36	DS	0	1
41	BX	0	1
41	DX	0	1
43	BZ	0	3
43	DZ	0	1
45	B1	0	1
45	D1	0	1
48	B4	0	1
48	D4	0	1
All	All	0	56

All (861) bond length outliers are listed below:

Continued on next page...

Continued from previous page...

Mol	Chain	Res	Type	Atoms	Z	Observed(Å)	Ideal(Å)
1	CA	1442(A)	G	N9-C4	17.19	1.51	1.38
1	AA	1442(A)	G	N9-C4	15.23	1.50	1.38
1	AA	1442(A)	G	C2-N3	15.04	1.44	1.32
1	CA	1442(A)	G	C2-N3	14.30	1.44	1.32
1	AA	1442(A)	G	N3-C4	13.24	1.44	1.35
1	CA	1442(A)	G	N3-C4	12.97	1.44	1.35
23	BA	1142(A)	A	N9-C4	-12.92	1.30	1.37
23	BA	945	A	N9-C4	-12.37	1.30	1.37
23	BA	207	A	N9-C4	-12.29	1.30	1.37
23	DA	1142(A)	A	N9-C4	-12.18	1.30	1.37
23	BA	676	A	N9-C4	-12.12	1.30	1.37
23	BA	528	A	N9-C4	-12.02	1.30	1.37
23	DA	945	A	N9-C4	-11.74	1.30	1.37
4	CD	12	CYS	CB-SG	11.03	2.00	1.82
23	DA	528	A	N9-C4	-9.70	1.32	1.37
23	BA	1204	A	N9-C4	-9.69	1.32	1.37
23	BA	2055	C	P-OP1	-9.53	1.32	1.49
23	BA	1142(A)	A	N3-C4	-9.27	1.29	1.34
23	BA	330	A	N9-C4	-9.14	1.32	1.37
23	BA	2015	A	N7-C5	-8.94	1.33	1.39
23	BA	1021	A	N9-C4	-8.86	1.32	1.37
23	BA	2440	C	N1-C6	-8.80	1.31	1.37
23	BA	933	A	N9-C4	-8.77	1.32	1.37
23	BA	1762	A	N9-C4	8.75	1.43	1.37
23	BA	2587	A	N9-C8	-8.67	1.30	1.37
23	DA	71	A	N9-C4	-8.63	1.32	1.37
23	BA	1570	A	N9-C4	-8.62	1.32	1.37
23	BA	1655	A	N9-C4	-8.61	1.32	1.37
23	DA	1308	A	N7-C5	-8.57	1.34	1.39
23	BA	1829	A	N9-C4	-8.52	1.32	1.37
23	BA	732	C	N1-C6	-8.51	1.32	1.37
23	BA	503	A	N3-C4	-8.48	1.29	1.34
23	DA	1204	A	N9-C4	-8.45	1.32	1.37
23	BA	2296	U	C4-C5	8.41	1.51	1.43
23	BA	1785	A	N7-C5	-8.40	1.34	1.39
23	DA	1490	A	N3-C4	8.38	1.39	1.34
23	BA	756	C	N1-C6	-8.38	1.32	1.37
23	DA	207	A	N9-C4	-8.37	1.32	1.37
23	BA	933	A	N3-C4	-8.32	1.29	1.34
23	DA	251	A	N3-C4	-8.31	1.29	1.34
23	BA	1210	A	N3-C4	-8.28	1.29	1.34

Continued on next page...

Continued from previous page...

Mol	Chain	Res	Type	Atoms	Z	Observed(Å)	Ideal(Å)
23	DA	330	A	N9-C4	-8.27	1.32	1.37
23	BA	209	C	N1-C6	-8.25	1.32	1.37
23	BA	1570	A	N3-C4	-8.19	1.29	1.34
23	BA	1612	C	N1-C6	-8.15	1.32	1.37
23	BA	2032	G	N7-C5	-8.08	1.34	1.39
1	CA	1442(A)	G	C2-N2	8.08	1.42	1.34
1	CA	1116	C	N1-C6	8.07	1.42	1.37
1	CA	1492	A	N9-C4	8.06	1.42	1.37
23	BA	2030	A	N9-C4	-7.99	1.33	1.37
1	AA	1492	A	N9-C4	7.99	1.42	1.37
23	BA	745	G	N7-C5	-7.95	1.34	1.39
23	DA	652(B)	A	N9-C4	7.95	1.42	1.37
23	DA	1788	C	N1-C6	-7.92	1.32	1.37
23	BA	209	C	N3-C4	-7.92	1.28	1.33
23	DA	2725	A	N9-C4	-7.90	1.33	1.37
23	BA	689	A	N9-C4	-7.89	1.33	1.37
23	BA	2597	G	N7-C5	-7.88	1.34	1.39
23	BA	529	A	N9-C4	-7.79	1.33	1.37
1	CA	1340	A	N9-C4	7.78	1.42	1.37
50	B6	13	CYS	CB-SG	-7.75	1.69	1.82
23	DA	2296	U	C4-C5	7.73	1.50	1.43
1	AA	1442(A)	G	C2-N2	7.68	1.42	1.34
23	DA	1762	A	N9-C4	7.66	1.42	1.37
23	BA	1210	A	N7-C5	-7.60	1.34	1.39
23	BA	933	A	C5-C6	-7.57	1.34	1.41
23	BA	119	A	N7-C5	-7.55	1.34	1.39
23	BA	1791	A	N7-C5	-7.49	1.34	1.39
49	D5	49	CYS	CB-SG	-7.48	1.69	1.82
1	CA	1493	A	N9-C4	7.47	1.42	1.37
23	BA	472	A	N3-C4	-7.45	1.30	1.34
23	BA	1755	A	N3-C4	-7.45	1.30	1.34
23	BA	191	A	N7-C5	-7.43	1.34	1.39
23	BA	1254	A	N3-C4	-7.43	1.30	1.34
23	BA	575	A	C6-N1	-7.33	1.30	1.35
1	CA	1442(B)	A	N9-C4	7.33	1.42	1.37
23	BA	197	A	C5-C4	-7.31	1.33	1.38
23	DA	676	A	N9-C8	7.30	1.43	1.37
23	BA	2286	A	N7-C5	-7.30	1.34	1.39
23	BA	567	A	N9-C4	-7.30	1.33	1.37
23	BA	933	A	N7-C5	-7.29	1.34	1.39
23	BA	2575	C	N1-C6	-7.29	1.32	1.37
1	AA	1442(B)	A	N9-C4	7.26	1.42	1.37

Continued on next page...

Continued from previous page...

Mol	Chain	Res	Type	Atoms	Z	Observed(Å)	Ideal(Å)
1	CA	69	G	O3'-P	-7.24	1.52	1.61
23	BA	983	A	N3-C4	-7.24	1.30	1.34
23	BA	2287	A	N9-C4	-7.22	1.33	1.37
23	BA	57	C	N1-C6	-7.21	1.32	1.37
1	CA	986	A	N9-C4	7.21	1.42	1.37
23	BA	2641	G	N7-C5	-7.21	1.34	1.39
23	BA	2680	C	N1-C6	-7.20	1.32	1.37
23	DA	746	A	N9-C4	-7.19	1.33	1.37
23	BA	1308	A	N7-C5	-7.17	1.34	1.39
23	BA	804	A	C5-C4	-7.15	1.33	1.38
23	BA	679	C	N1-C6	-7.14	1.32	1.37
23	DA	204	A	N3-C4	-7.12	1.30	1.34
23	BA	1301	A	N7-C5	-7.11	1.34	1.39
23	BA	1241	A	N9-C4	-7.11	1.33	1.37
23	BA	2055	C	P-O5'	-7.10	1.52	1.59
23	BA	1567	A	N9-C4	-7.09	1.33	1.37
23	BA	1789	A	N7-C5	-7.08	1.35	1.39
23	BA	1198	U	C2-N3	-7.07	1.32	1.37
23	BA	831	G	C8-N7	-7.06	1.26	1.30
23	DA	1142(A)	A	N3-C4	-7.06	1.30	1.34
23	DA	1045	A	N9-C4	7.04	1.42	1.37
23	BA	1210	A	C5-C6	-7.00	1.34	1.41
23	BA	783	A	N7-C5	-6.98	1.35	1.39
23	BA	2058	A	N9-C4	-6.97	1.33	1.37
1	CA	1333	A	N9-C4	6.97	1.42	1.37
23	BA	577	G	P-OP1	-6.97	1.37	1.49
4	CD	9	CYS	CB-SG	6.96	1.94	1.82
23	BA	1674	G	N7-C5	-6.95	1.35	1.39
23	BA	1901	A	C6-N1	-6.95	1.30	1.35
23	BA	2335	A	C5-C4	-6.94	1.33	1.38
1	AA	1442(A)	G	C5-C6	6.92	1.49	1.42
23	BA	983	A	N9-C4	-6.90	1.33	1.37
23	DA	2252	G	N3-C4	-6.89	1.30	1.35
23	BA	850	C	N3-C4	-6.89	1.29	1.33
23	BA	2052	G	N7-C5	-6.89	1.35	1.39
23	BA	570	G	C5-C4	-6.88	1.33	1.38
23	BA	804	A	N9-C4	-6.87	1.33	1.37
1	AA	1333	A	N9-C4	6.86	1.42	1.37
23	DA	1107	G	N9-C4	6.86	1.43	1.38
23	BA	2248	C	N1-C6	-6.84	1.33	1.37
23	BA	676	A	C5-C4	6.84	1.43	1.38
23	DA	2335	A	C5-C4	-6.82	1.33	1.38

Continued on next page...

Continued from previous page...

Mol	Chain	Res	Type	Atoms	Z	Observed(Å)	Ideal(Å)
23	DA	2561	A	N3-C4	-6.82	1.30	1.34
23	BA	2872	G	N3-C4	-6.81	1.30	1.35
42	BY	79	CYS	CB-SG	-6.81	1.70	1.82
23	BA	1225	G	N3-C4	-6.80	1.30	1.35
23	DA	2322	A	C6-N1	6.80	1.40	1.35
23	BA	676	A	N3-C4	-6.77	1.30	1.34
23	DA	2790	A	N9-C4	6.77	1.42	1.37
23	DA	960	A	N9-C4	-6.77	1.33	1.37
23	BA	1755	A	N9-C4	-6.77	1.33	1.37
23	BA	1571	A	N9-C4	-6.76	1.33	1.37
1	CA	946	A	N9-C4	6.74	1.41	1.37
23	BA	587	C	N3-C4	-6.74	1.29	1.33
23	BA	1648	C	N3-C4	-6.73	1.29	1.33
23	DA	2826	A	N3-C4	-6.72	1.30	1.34
23	BA	658	C	N3-C4	-6.71	1.29	1.33
1	AA	69	G	O3'-P	6.70	1.69	1.61
23	DA	1257	C	N1-C6	-6.70	1.33	1.37
23	BA	1564	C	N3-C4	-6.65	1.29	1.33
23	DA	571	A	N9-C4	-6.64	1.33	1.37
23	BA	1571	A	N7-C5	-6.64	1.35	1.39
23	BA	1785	A	C5-C6	-6.64	1.35	1.41
23	BA	676	A	N9-C8	6.63	1.43	1.37
1	CA	1310	G	N7-C5	6.62	1.43	1.39
23	BA	71	A	N9-C4	-6.62	1.33	1.37
23	BA	689	A	C5-C4	-6.61	1.34	1.38
23	DA	190	A	N9-C4	-6.61	1.33	1.37
23	BA	1269	A	N9-C4	-6.61	1.33	1.37
23	BA	204	A	N7-C5	-6.60	1.35	1.39
23	BA	2015	A	N3-C4	-6.60	1.30	1.34
23	BA	804	A	N3-C4	-6.59	1.30	1.34
23	BA	2715	C	N1-C6	-6.59	1.33	1.37
23	BA	663	G	N3-C4	-6.57	1.30	1.35
23	BA	831	G	C5-C4	-6.57	1.33	1.38
23	BA	371	A	N9-C4	-6.56	1.33	1.37
23	BA	1142(A)	A	C5-C6	-6.56	1.35	1.41
23	BA	1254	A	C6-N1	-6.56	1.30	1.35
23	BA	988	A	N7-C5	-6.55	1.35	1.39
23	BA	32	C	N1-C6	-6.55	1.33	1.37
23	BA	1755	A	N7-C5	-6.55	1.35	1.39
23	BA	472	A	N9-C4	-6.54	1.33	1.37
23	BA	732	C	C4-C5	-6.53	1.37	1.43
23	BA	1278	A	N9-C8	-6.53	1.32	1.37

Continued on next page...

Continued from previous page...

Mol	Chain	Res	Type	Atoms	Z	Observed(Å)	Ideal(Å)
23	BA	1653	G	N7-C5	-6.53	1.35	1.39
23	DA	1960	A	N9-C4	-6.53	1.33	1.37
23	BA	819	A	C6-N1	-6.52	1.30	1.35
23	BA	1314	C	N1-C6	-6.52	1.33	1.37
23	DA	251	A	N9-C4	-6.52	1.33	1.37
23	BA	1617	C	N1-C6	-6.52	1.33	1.37
23	BA	2619	C	N1-C6	-6.51	1.33	1.37
23	BA	675	A	C5-C6	-6.50	1.35	1.41
23	BA	2790	A	N9-C4	6.48	1.41	1.37
23	BA	32	C	N3-C4	-6.48	1.29	1.33
23	BA	577	G	P-O5'	-6.46	1.53	1.59
23	BA	609	A	N3-C4	-6.46	1.30	1.34
23	BA	2765	A	N7-C5	-6.46	1.35	1.39
23	BA	2606	C	N3-C4	-6.45	1.29	1.33
23	DA	1021	A	N9-C4	-6.45	1.33	1.37
23	BA	849	A	N9-C4	-6.44	1.33	1.37
1	CA	78	G	C6-N1	6.44	1.44	1.39
23	BA	1676	A	N3-C4	-6.43	1.30	1.34
23	BA	1278	A	N7-C5	-6.42	1.35	1.39
23	BA	1045	A	N9-C4	6.42	1.41	1.37
23	BA	1322	A	N9-C4	-6.39	1.34	1.37
23	BA	572	A	N3-C4	-6.39	1.31	1.34
23	BA	123	G	N3-C4	-6.39	1.30	1.35
23	BA	2055	C	P-OP2	-6.39	1.38	1.49
23	BA	74	A	N3-C4	-6.38	1.31	1.34
23	DA	2593	U	C2-N3	-6.35	1.33	1.37
23	DA	676	A	C5-C6	-6.35	1.35	1.41
23	BA	561	G	C5-C4	-6.34	1.33	1.38
23	BA	69	C	N1-C6	-6.33	1.33	1.37
23	BA	1655	A	N3-C4	-6.33	1.31	1.34
23	BA	945	A	N3-C4	-6.30	1.31	1.34
23	DA	802	A	C6-N1	-6.30	1.31	1.35
23	BA	74	A	N9-C4	-6.29	1.34	1.37
23	BA	1278	A	C5-C4	-6.29	1.34	1.38
24	DB	102	A	N7-C5	6.29	1.43	1.39
23	BA	2578	G	N1-C2	-6.28	1.32	1.37
23	BA	793	A	N3-C4	-6.28	1.31	1.34
23	BA	1046	A	N9-C4	6.28	1.41	1.37
1	AA	1447	A	N9-C4	6.27	1.41	1.37
23	BA	2287	A	N3-C4	-6.27	1.31	1.34
23	BA	2027	G	N1-C2	-6.27	1.32	1.37
23	BA	2621	A	C6-N6	-6.27	1.28	1.33

Continued on next page...

Continued from previous page...

Mol	Chain	Res	Type	Atoms	Z	Observed(Å)	Ideal(Å)
23	BA	2454	G	C5-C4	-6.26	1.33	1.38
23	BA	2600	A	N7-C5	-6.25	1.35	1.39
23	BA	2587	A	N7-C5	-6.25	1.35	1.39
23	BA	750	A	C6-N1	-6.24	1.31	1.35
23	BA	1252	G	C5-C4	-6.23	1.33	1.38
23	DA	981	A	N9-C4	-6.23	1.34	1.37
23	BA	1800	C	N1-C6	-6.23	1.33	1.37
23	BA	1608	A	N9-C4	-6.21	1.34	1.37
23	BA	2199	A	C6-N1	-6.21	1.31	1.35
23	BA	1006	C	N3-C4	-6.21	1.29	1.33
24	BB	71	C	N1-C6	-6.21	1.33	1.37
1	CA	1456	G	N3-C4	6.21	1.39	1.35
23	BA	1296	G	N1-C2	-6.20	1.32	1.37
23	BA	1843	C	N1-C6	-6.18	1.33	1.37
23	BA	204	A	N3-C4	-6.17	1.31	1.34
23	BA	2723	C	N3-C4	-6.16	1.29	1.33
1	CA	1447	A	N9-C4	6.16	1.41	1.37
23	BA	122	G	C5-C4	-6.16	1.34	1.38
23	BA	463	G	N3-C4	-6.14	1.31	1.35
23	BA	201	C	N1-C6	-6.13	1.33	1.37
23	BA	1141	U	C2-N3	-6.12	1.33	1.37
23	BA	2515	C	N1-C6	-6.12	1.33	1.37
23	BA	959	A	C6-N1	-6.12	1.31	1.35
23	BA	2296	U	N1-C2	6.12	1.44	1.38
23	BA	2725	A	N9-C4	-6.11	1.34	1.37
23	BA	189	G	N9-C4	-6.11	1.33	1.38
23	BA	517	C	N1-C6	-6.11	1.33	1.37
23	BA	1836	C	N3-C4	-6.10	1.29	1.33
23	BA	689	A	N3-C4	-6.10	1.31	1.34
23	BA	789	A	N9-C4	-6.10	1.34	1.37
23	BA	2382	G	N9-C8	-6.09	1.33	1.37
23	BA	2442	C	N1-C6	-6.08	1.33	1.37
23	BA	1107	G	N9-C4	6.08	1.42	1.38
23	BA	2058	A	N3-C4	-6.08	1.31	1.34
23	BA	2505	G	N3-C4	-6.08	1.31	1.35
23	BA	531	C	N1-C6	-6.07	1.33	1.37
23	BA	652(B)	A	N9-C4	6.07	1.41	1.37
23	BA	687	C	N3-C4	-6.07	1.29	1.33
23	BA	2619	C	N3-C4	-6.07	1.29	1.33
23	BA	570	G	C5-C6	-6.07	1.36	1.42
23	BA	991	C	N3-C4	-6.07	1.29	1.33
23	DA	15	G	N7-C5	-6.07	1.35	1.39

Continued on next page...

Continued from previous page...

Mol	Chain	Res	Type	Atoms	Z	Observed(Å)	Ideal(Å)
23	BA	567	A	N3-C4	-6.07	1.31	1.34
23	BA	122	G	N7-C5	-6.06	1.35	1.39
23	BA	1653	G	N9-C8	-6.05	1.33	1.37
1	CA	951	G	N9-C4	6.05	1.42	1.38
23	DA	789	A	N9-C4	-6.05	1.34	1.37
1	AA	948	C	N3-C4	6.04	1.38	1.33
1	AA	1377	A	N9-C4	6.04	1.41	1.37
23	BA	2579	C	N3-C4	-6.04	1.29	1.33
23	BA	2246	G	N1-C2	-6.02	1.32	1.37
23	BA	2072	G	C8-N7	-6.02	1.27	1.30
23	BA	2017	U	C2-N3	-6.01	1.33	1.37
23	DA	278	A	N3-C4	6.01	1.38	1.34
23	BA	90	U	N3-C4	6.00	1.43	1.38
23	BA	745	G	C6-N1	-6.00	1.35	1.39
23	DA	2320	A	N9-C4	6.00	1.41	1.37
23	BA	795	C	N1-C6	-6.00	1.33	1.37
23	BA	1123	C	N1-C6	-5.99	1.33	1.37
23	BA	1618	A	C6-N1	-5.99	1.31	1.35
23	BA	190	A	N9-C4	-5.98	1.34	1.37
23	BA	2046	G	N7-C5	-5.98	1.35	1.39
23	BA	468	G	C8-N7	-5.97	1.27	1.30
23	BA	1619	G	C5-C4	-5.97	1.34	1.38
23	BA	1241	A	N3-C4	-5.96	1.31	1.34
23	BA	2232	U	C2-N3	-5.96	1.33	1.37
23	BA	585	G	C5-C4	-5.96	1.34	1.38
24	BB	76	G	N9-C4	-5.96	1.33	1.38
23	DA	1569	A	N7-C5	-5.94	1.35	1.39
23	DA	2251	G	N7-C5	-5.94	1.35	1.39
1	CA	1442(A)	G	C5-C6	5.94	1.48	1.42
23	BA	2541	A	N7-C5	-5.93	1.35	1.39
23	BA	2607	G	C8-N7	-5.93	1.27	1.30
23	BA	2768	C	N3-C4	-5.92	1.29	1.33
1	AA	1350	A	N9-C4	5.92	1.41	1.37
23	BA	381	G	C5-C4	-5.92	1.34	1.38
23	BA	1785	A	C6-N1	-5.91	1.31	1.35
23	BA	191	A	N9-C4	-5.91	1.34	1.37
1	CA	1243	C	N1-C6	5.91	1.40	1.37
23	DA	1616	A	C5-C6	-5.91	1.35	1.41
23	BA	33	U	N1-C2	-5.90	1.33	1.38
23	DA	1981	A	C6-N1	-5.90	1.31	1.35
23	BA	940	G	N7-C5	-5.89	1.35	1.39
23	BA	2082	A	N7-C5	-5.89	1.35	1.39

Continued on next page...

Continued from previous page...

Mol	Chain	Res	Type	Atoms	Z	Observed(Å)	Ideal(Å)
23	BA	265	A	N7-C5	-5.89	1.35	1.39
23	BA	2029	G	N9-C8	-5.89	1.33	1.37
1	AA	1014	A	N9-C4	5.89	1.41	1.37
23	BA	1021	A	N3-C4	-5.88	1.31	1.34
1	AA	1263	C	N1-C2	5.88	1.46	1.40
23	BA	2725	A	N3-C4	-5.88	1.31	1.34
23	BA	197	A	N7-C5	-5.87	1.35	1.39
23	BA	1819	A	P-O5'	-5.87	1.53	1.59
23	BA	1603	A	N3-C4	-5.87	1.31	1.34
23	BA	1978	A	N7-C5	-5.87	1.35	1.39
23	BA	2829	C	N1-C6	-5.87	1.33	1.37
23	DA	945	A	N3-C4	-5.87	1.31	1.34
23	DA	1378	A	N9-C4	-5.86	1.34	1.37
23	BA	530	G	C2-N3	-5.86	1.28	1.32
23	BA	21	A	N3-C4	-5.85	1.31	1.34
23	BA	198	C	N1-C6	-5.85	1.33	1.37
23	BA	2321	G	C2-N3	-5.85	1.28	1.32
23	BA	1285	G	C5-C4	-5.84	1.34	1.38
23	BA	2509	G	N7-C5	-5.84	1.35	1.39
23	BA	2740	A	N3-C4	-5.84	1.31	1.34
23	DA	2031	A	C5-C6	-5.84	1.35	1.41
23	BA	184	C	N1-C6	-5.83	1.33	1.37
4	AD	12	CYS	CB-SG	5.83	1.92	1.82
23	BA	16	G	C2-N3	-5.83	1.28	1.32
23	BA	2335	A	N9-C4	-5.83	1.34	1.37
23	BA	194	G	C2-N3	-5.82	1.28	1.32
23	BA	1938	A	N7-C5	-5.82	1.35	1.39
23	DA	1998	G	N3-C4	-5.82	1.31	1.35
23	DA	2032	G	N7-C5	-5.82	1.35	1.39
23	BA	204	A	C6-N1	-5.82	1.31	1.35
23	BA	2602	A	N9-C4	5.82	1.41	1.37
23	BA	2025	C	N1-C6	-5.82	1.33	1.37
1	CA	1030(D)	A	N9-C4	5.82	1.41	1.37
23	BA	978	G	C5-C4	-5.81	1.34	1.38
23	BA	330	A	N3-C4	-5.81	1.31	1.34
23	DA	2803	C	N1-C6	5.81	1.40	1.37
1	AA	1210	C	N1-C2	5.81	1.46	1.40
23	BA	1434	A	N9-C4	-5.81	1.34	1.37
23	BA	2451	A	N3-C4	-5.81	1.31	1.34
1	CA	1124	G	N9-C4	5.81	1.42	1.38
23	DA	1252	G	C5-C4	-5.80	1.34	1.38
23	BA	1789	A	C5-C4	-5.80	1.34	1.38

Continued on next page...

Continued from previous page...

Mol	Chain	Res	Type	Atoms	Z	Observed(Å)	Ideal(Å)
23	BA	2304	G	C6-N1	5.80	1.43	1.39
23	BA	780	G	N9-C8	-5.79	1.33	1.37
1	AA	1442	G	C8-N7	-5.79	1.27	1.30
23	DA	57	C	N3-C4	-5.79	1.29	1.33
23	BA	2436	G	N1-C2	-5.78	1.33	1.37
23	DA	469	G	C5-C4	-5.78	1.34	1.38
23	BA	425	G	C6-N1	-5.78	1.35	1.39
23	BA	1669	A	N3-C4	-5.77	1.31	1.34
23	DA	1829	A	N3-C4	-5.77	1.31	1.34
23	BA	2442	C	C2-N3	-5.76	1.31	1.35
1	AA	993	G	N9-C4	5.76	1.42	1.38
23	BA	829	A	N9-C4	-5.76	1.34	1.37
23	BA	71	A	C5-C4	5.76	1.42	1.38
23	DA	1821	A	C5-C4	-5.76	1.34	1.38
23	BA	2740	A	N7-C5	-5.75	1.35	1.39
23	DA	2500	U	C4-O4	-5.75	1.19	1.23
1	AA	1316	G	N7-C5	5.75	1.42	1.39
23	DA	1787	A	N9-C4	-5.75	1.34	1.37
23	BA	794	G	C6-N1	-5.75	1.35	1.39
23	BA	609	A	C5-C4	-5.75	1.34	1.38
23	BA	2382	G	N7-C5	-5.75	1.35	1.39
23	DA	2602	A	N9-C4	5.75	1.41	1.37
23	BA	389	G	C8-N7	-5.75	1.27	1.30
23	BA	800	A	N3-C4	-5.74	1.31	1.34
23	BA	2346	A	N7-C5	-5.74	1.35	1.39
23	DA	2352	A	N9-C4	-5.74	1.34	1.37
23	BA	753	C	N3-C4	-5.74	1.29	1.33
1	CA	1004	A	N9-C4	5.74	1.41	1.37
1	AA	1034	G	C5-C4	5.73	1.42	1.38
23	BA	425	G	N9-C8	-5.73	1.33	1.37
23	BA	989	G	N7-C5	-5.72	1.35	1.39
23	BA	2000	G	C5-C4	-5.72	1.34	1.38
1	CA	1335	C	N1-C2	5.72	1.45	1.40
23	BA	1890	A	N9-C4	-5.71	1.34	1.37
23	DA	1649	G	C5-C4	-5.71	1.34	1.38
23	BA	181	A	N3-C4	-5.71	1.31	1.34
23	BA	571	A	C5-C4	-5.71	1.34	1.38
23	BA	47	C	C5-C6	-5.71	1.29	1.34
23	BA	344	G	C5-C4	-5.70	1.34	1.38
23	BA	2267	A	N9-C4	-5.70	1.34	1.37
1	CA	1492	A	N3-C4	5.70	1.38	1.34
23	BA	2507	C	C2-N3	-5.70	1.31	1.35

Continued on next page...

Continued from previous page...

Mol	Chain	Res	Type	Atoms	Z	Observed(Å)	Ideal(Å)
23	BA	1367	A	C5-C4	-5.70	1.34	1.38
23	BA	2676	C	N1-C6	-5.69	1.33	1.37
23	DA	2049	G	N9-C4	-5.69	1.33	1.38
23	BA	71	A	N9-C8	5.69	1.42	1.37
23	BA	87	C	N1-C6	-5.69	1.33	1.37
23	DA	514	A	N3-C4	-5.69	1.31	1.34
1	AA	1447	A	N7-C5	5.68	1.42	1.39
23	BA	1212	G	N9-C8	-5.67	1.33	1.37
23	BA	1430	C	N1-C6	-5.67	1.33	1.37
1	AA	1335	C	N1-C2	5.67	1.45	1.40
23	BA	119	A	N9-C8	-5.67	1.33	1.37
23	BA	884	C	N1-C6	5.67	1.40	1.37
1	AA	1355	G	N9-C4	5.66	1.42	1.38
23	DA	1772	G	N9-C4	-5.66	1.33	1.38
23	DA	2791	C	N1-C2	5.65	1.45	1.40
23	BA	983	A	C5-C4	-5.65	1.34	1.38
23	BA	492	A	N7-C5	-5.65	1.35	1.39
23	BA	2322	A	C5-C6	5.65	1.46	1.41
23	BA	1535	A	N9-C4	5.64	1.41	1.37
23	BA	197	A	N3-C4	-5.64	1.31	1.34
23	BA	788	A	N9-C8	-5.64	1.33	1.37
23	BA	1202	C	N1-C6	-5.64	1.33	1.37
23	BA	2445	G	N9-C8	-5.64	1.33	1.37
23	BA	751	A	N3-C4	-5.63	1.31	1.34
23	DA	1471	A	N9-C4	5.63	1.41	1.37
23	DA	1698	A	N9-C4	-5.63	1.34	1.37
23	BA	1960	A	N9-C4	-5.63	1.34	1.37
23	BA	55	G	N1-C2	-5.63	1.33	1.37
23	BA	2452	C	N1-C6	-5.63	1.33	1.37
1	AA	1243	C	N1-C6	5.63	1.40	1.37
23	BA	211	A	C5-C4	-5.63	1.34	1.38
23	BA	2322	A	C6-N1	5.63	1.39	1.35
1	AA	1493	A	N9-C4	5.62	1.41	1.37
23	BA	1363	C	N3-C4	-5.62	1.30	1.33
23	BA	2607	G	N9-C8	-5.62	1.33	1.37
23	BA	512	G	P-O5'	-5.62	1.54	1.59
23	BA	98	G	N9-C4	-5.61	1.33	1.38
23	DA	689	A	N9-C4	-5.61	1.34	1.37
23	BA	2515	C	C4-C5	-5.60	1.38	1.43
23	BA	190	A	C5-C6	-5.59	1.36	1.41
1	CA	1330	U	N1-C2	5.59	1.43	1.38
23	BA	682	G	C5-C6	-5.59	1.36	1.42

Continued on next page...

Continued from previous page...

Mol	Chain	Res	Type	Atoms	Z	Observed(Å)	Ideal(Å)
23	BA	2028	U	C2-N3	-5.59	1.33	1.37
23	BA	1599	C	N3-C4	-5.59	1.30	1.33
23	BA	2541	A	N9-C8	-5.59	1.33	1.37
23	BA	425	G	N1-C2	-5.58	1.33	1.37
23	BA	815	C	N1-C6	-5.58	1.33	1.37
23	BA	1989	G	N7-C5	-5.58	1.35	1.39
23	DA	2502	G	C5-C6	-5.58	1.36	1.42
23	DA	1619	G	C2-N3	-5.58	1.28	1.32
23	BA	2695	C	N1-C6	-5.58	1.33	1.37
23	DA	2446	G	N3-C4	5.58	1.39	1.35
23	BA	425	G	C5-C4	-5.58	1.34	1.38
23	BA	783	A	C5-C4	-5.57	1.34	1.38
23	BA	2249	U	P-O5'	-5.57	1.54	1.59
23	BA	586	A	N7-C5	-5.57	1.35	1.39
23	BA	960	A	C5-C6	-5.56	1.36	1.41
23	BA	1570	A	C5-C6	-5.56	1.36	1.41
1	AA	1492	A	N3-C4	5.56	1.38	1.34
23	BA	558	G	C5-C4	-5.56	1.34	1.38
23	BA	794	G	N1-C2	-5.56	1.33	1.37
23	BA	1297	C	N1-C2	-5.56	1.34	1.40
1	CA	1290	G	N3-C4	5.56	1.39	1.35
23	BA	2284	C	N3-C4	-5.56	1.30	1.33
23	BA	553	G	C5-C6	-5.55	1.36	1.42
23	BA	1244	G	C2-N3	-5.55	1.28	1.32
23	BA	1653	G	C6-N1	-5.55	1.35	1.39
23	DA	1308	A	N9-C8	-5.55	1.33	1.37
17	CQ	49	GLU	CG-CD	5.55	1.60	1.51
23	DA	469	G	N9-C8	-5.55	1.33	1.37
23	BA	90	U	C2-N3	5.54	1.41	1.37
23	DA	1037	G	C6-N1	5.54	1.43	1.39
1	CA	1354	C	C2-N3	5.54	1.40	1.35
1	AA	1309	G	C6-N1	5.54	1.43	1.39
23	BA	560	C	N1-C6	-5.54	1.33	1.37
1	CA	1001	A	N9-C4	5.54	1.41	1.37
23	DA	12	U	N1-C2	5.54	1.43	1.38
23	DA	2607	G	C2-N3	5.54	1.37	1.32
23	BA	830	G	N9-C8	-5.53	1.33	1.37
23	BA	2058	A	C5-C4	-5.53	1.34	1.38
23	BA	1162	G	N7-C5	-5.53	1.35	1.39
23	DA	746	A	N3-C4	-5.53	1.31	1.34
23	DA	2296	U	N1-C2	5.53	1.43	1.38
23	BA	451	C	N1-C6	-5.52	1.33	1.37

Continued on next page...

Continued from previous page...

Mol	Chain	Res	Type	Atoms	Z	Observed(Å)	Ideal(Å)
23	BA	1567	A	N7-C5	-5.52	1.35	1.39
23	BA	1698	A	N7-C5	-5.52	1.35	1.39
23	BA	2642	G	N9-C8	-5.52	1.33	1.37
23	BA	2052	G	N9-C8	-5.52	1.33	1.37
23	DA	1760	A	N3-C4	-5.52	1.31	1.34
23	DA	1969	A	N9-C4	-5.51	1.34	1.37
23	BA	1668	A	C5-C4	-5.51	1.34	1.38
23	BA	2015	A	N9-C4	-5.51	1.34	1.37
23	BA	113	G	N9-C4	-5.51	1.33	1.38
23	DA	1783	A	C5-C6	-5.50	1.36	1.41
23	BA	1250	G	N7-C5	-5.50	1.35	1.39
23	BA	2431	U	N1-C2	-5.50	1.33	1.38
23	DA	1213	A	N9-C4	-5.50	1.34	1.37
23	DA	2826	A	N9-C4	-5.50	1.34	1.37
23	BA	229	A	N9-C4	5.50	1.41	1.37
23	BA	751	A	C5-C4	-5.50	1.34	1.38
23	BA	1254	A	N7-C5	-5.50	1.35	1.39
23	DA	1698	A	N7-C5	-5.50	1.35	1.39
23	DA	2606	C	N1-C6	-5.50	1.33	1.37
23	BA	480	A	N7-C5	-5.50	1.35	1.39
23	BA	745	G	C5-C6	-5.49	1.36	1.42
23	BA	2051	A	N3-C4	-5.49	1.31	1.34
23	DA	786	C	C4-N4	-5.49	1.29	1.33
23	BA	2747	G	C6-N1	-5.49	1.35	1.39
23	DA	2151	G	C6-N1	5.49	1.43	1.39
23	BA	207	A	N7-C5	-5.49	1.35	1.39
23	BA	189	G	N9-C8	-5.49	1.34	1.37
23	BA	975	C	N1-C6	-5.49	1.33	1.37
23	DA	1267	U	C2-N3	-5.48	1.33	1.37
23	BA	2011	U	N1-C2	-5.48	1.33	1.38
23	BA	802	A	N7-C5	-5.48	1.35	1.39
23	BA	1300	U	C3'-O3'	5.48	1.49	1.42
23	DA	2149	G	C6-N1	5.48	1.43	1.39
23	BA	1490	A	N3-C4	5.48	1.38	1.34
23	BA	2589	A	N9-C4	-5.48	1.34	1.37
23	BA	1988	C	N1-C6	-5.48	1.33	1.37
23	BA	572	A	N7-C5	-5.47	1.35	1.39
23	BA	2017	U	C2-O2	-5.47	1.17	1.22
23	BA	804	A	N9-C8	-5.47	1.33	1.37
23	BA	1804	C	N3-C4	-5.47	1.30	1.33
32	BO	21	CYS	CB-SG	-5.47	1.72	1.81
23	DA	2791	C	N1-C6	5.47	1.40	1.37

Continued on next page...

Continued from previous page...

Mol	Chain	Res	Type	Atoms	Z	Observed(Å)	Ideal(Å)
23	DA	1142(A)	A	C5-C6	-5.47	1.36	1.41
23	BA	1698	A	C5-C6	-5.46	1.36	1.41
23	DA	1669	A	N3-C4	-5.46	1.31	1.34
25	BD	28	GLU	CG-CD	5.46	1.60	1.51
23	BA	1528	A	N3-C4	-5.46	1.31	1.34
23	BA	2426	A	C6-N1	-5.46	1.31	1.35
23	BA	1655	A	C5-C4	-5.45	1.34	1.38
23	BA	2054	A	C5-C6	-5.45	1.36	1.41
23	DA	1927	A	N9-C4	-5.45	1.34	1.37
23	BA	664	C	N1-C6	-5.45	1.33	1.37
23	BA	1330	C	N1-C6	-5.45	1.33	1.37
23	DA	2487	G	N9-C4	-5.45	1.33	1.38
23	DA	2561	A	N9-C4	-5.45	1.34	1.37
23	BA	1535	A	N3-C4	5.45	1.38	1.34
23	BA	483	A	C6-N1	-5.45	1.31	1.35
23	BA	1252	G	N3-C4	-5.45	1.31	1.35
1	AA	1174	G	N7-C5	5.44	1.42	1.39
24	BB	104	U	C2-N3	-5.44	1.33	1.37
23	BA	2017	U	N1-C6	-5.44	1.33	1.38
23	BA	1189	A	C5-C6	-5.44	1.36	1.41
23	DA	802	A	C6-N6	-5.44	1.29	1.33
1	CA	1149	C	N1-C2	5.44	1.45	1.40
23	BA	756	C	N1-C2	-5.44	1.34	1.40
23	BA	1771	C	N3-C4	-5.43	1.30	1.33
1	CA	1294	G	C6-N1	5.43	1.43	1.39
23	BA	1658	C	P-OP1	-5.43	1.39	1.49
23	BA	2058	A	N7-C5	-5.43	1.35	1.39
23	BA	2059	A	N9-C8	-5.43	1.33	1.37
23	BA	2447	G	C5-C4	-5.43	1.34	1.38
23	DA	2587	A	N7-C5	-5.43	1.35	1.39
23	BA	265	A	C5-C6	-5.43	1.36	1.41
23	DA	580	C	N1-C6	-5.43	1.33	1.37
23	BA	778	G	N7-C5	-5.42	1.35	1.39
23	BA	2053	G	C5-C4	-5.42	1.34	1.38
23	BA	2686	G	C5-C4	-5.42	1.34	1.38
23	BA	2572	A	C5-C4	-5.42	1.34	1.38
24	BB	56	G	N7-C5	-5.42	1.35	1.39
1	AA	143	A	N3-C4	5.42	1.38	1.34
1	AA	948	C	N1-C6	5.42	1.40	1.37
23	BA	1403	C	N3-C4	-5.42	1.30	1.33
24	BB	99	G	C5-C4	-5.41	1.34	1.38
4	AD	26	CYS	CB-SG	5.41	1.91	1.82

Continued on next page...

Continued from previous page...

Mol	Chain	Res	Type	Atoms	Z	Observed(Å)	Ideal(Å)
1	CA	1456	G	N9-C4	5.41	1.42	1.38
23	BA	787	U	P-OP2	-5.41	1.39	1.49
23	BA	1614	A	N9-C4	-5.41	1.34	1.37
1	CA	1180	A	N9-C4	5.41	1.41	1.37
23	BA	1638	C	N1-C6	-5.41	1.33	1.37
23	BA	1643	G	C6-N1	-5.41	1.35	1.39
23	BA	1779	U	P-O5'	-5.41	1.54	1.59
1	CA	1360	A	N9-C4	5.40	1.41	1.37
23	BA	1308	A	C5-C4	-5.40	1.34	1.38
1	CA	1149	C	N1-C6	5.40	1.40	1.37
42	DY	79	CYS	CB-SG	-5.40	1.73	1.81
1	AA	1124	G	N3-C4	5.40	1.39	1.35
23	BA	204	A	C5-C6	-5.40	1.36	1.41
23	BA	505	A	N9-C4	-5.40	1.34	1.37
23	BA	785	G	N9-C4	-5.40	1.33	1.38
23	DA	775	G	C6-N1	-5.40	1.35	1.39
23	BA	141	A	N9-C4	-5.39	1.34	1.37
23	DA	676	A	N9-C4	-5.39	1.34	1.37
23	BA	734	A	N9-C4	-5.39	1.34	1.37
23	BA	994	C	N1-C6	-5.39	1.33	1.37
23	BA	536	A	C5-C4	-5.39	1.34	1.38
23	BA	1132	A	C6-N1	-5.39	1.31	1.35
23	DA	1567	A	N9-C4	-5.39	1.34	1.37
23	BA	971	C	N3-C4	-5.38	1.30	1.33
23	DA	2058	A	C6-N1	-5.38	1.31	1.35
23	DA	1314	C	C4-C5	-5.38	1.38	1.43
23	BA	466	A	P-O5'	-5.38	1.54	1.59
23	BA	2323	G	C5-C4	-5.37	1.34	1.38
1	AA	1123	A	N9-C4	5.37	1.41	1.37
23	BA	2251	G	N7-C5	-5.37	1.36	1.39
23	BA	57	C	N3-C4	-5.37	1.30	1.33
23	BA	1674	G	N9-C8	-5.37	1.34	1.37
23	DA	1142(A)	A	N7-C5	-5.37	1.36	1.39
1	AA	1184	G	N9-C4	5.36	1.42	1.38
1	AA	1001(A)	G	N3-C4	5.36	1.39	1.35
23	BA	2541	A	N3-C4	-5.36	1.31	1.34
49	B5	6	VAL	CB-CG2	-5.36	1.41	1.52
23	BA	2153	G	C6-N1	5.36	1.43	1.39
23	BA	1674	G	C5-C4	-5.36	1.34	1.38
23	BA	745	G	C5-C4	-5.35	1.34	1.38
23	BA	2614	A	N9-C8	-5.35	1.33	1.37
1	AA	994	A	N9-C4	5.35	1.41	1.37

Continued on next page...

Continued from previous page...

Mol	Chain	Res	Type	Atoms	Z	Observed(Å)	Ideal(Å)
23	DA	1826	G	N9-C8	-5.35	1.34	1.37
23	BA	468	G	C5-C4	-5.34	1.34	1.38
23	BA	733	G	C5-C4	-5.34	1.34	1.38
23	BA	2246	G	C2-N3	-5.34	1.28	1.32
23	BA	1359	A	C6-N6	-5.33	1.29	1.33
23	BA	1606	G	N9-C8	-5.33	1.34	1.37
1	CA	1124	G	C5-C4	5.33	1.42	1.38
1	AA	1025	U	N3-C4	5.33	1.43	1.38
23	DA	727	A	N7-C5	-5.33	1.36	1.39
23	BA	989	G	C8-N7	-5.33	1.27	1.30
1	AA	1020	U	N1-C2	5.32	1.43	1.38
1	AA	78	G	C6-N1	5.32	1.43	1.39
23	BA	507	A	N7-C5	-5.32	1.36	1.39
23	BA	1157	G	N7-C5	-5.32	1.36	1.39
23	BA	981	A	N9-C4	-5.32	1.34	1.37
23	DA	2436	G	C2-N3	-5.32	1.28	1.32
23	BA	271(M)	G	N9-C4	5.31	1.42	1.38
23	BA	1137	G	C8-N7	-5.31	1.27	1.30
23	BA	1031	G	N1-C2	-5.31	1.33	1.37
23	DA	1308	A	N3-C4	-5.31	1.31	1.34
23	BA	690	G	N1-C2	-5.31	1.33	1.37
23	BA	85	G	N7-C5	-5.30	1.36	1.39
23	BA	527	C	N3-C4	-5.30	1.30	1.33
23	BA	2013	A	C5-C6	-5.30	1.36	1.41
23	BA	2330	G	N3-C4	-5.30	1.31	1.35
23	BA	211	A	N9-C4	-5.30	1.34	1.37
23	BA	2162	G	N3-C4	5.30	1.39	1.35
23	BA	1268	A	C6-N1	-5.30	1.31	1.35
23	DA	531	C	N1-C6	-5.29	1.33	1.37
23	BA	70	G	N1-C2	-5.29	1.33	1.37
23	BA	2432	A	C5-C6	-5.29	1.36	1.41
23	BA	2065	C	N1-C6	-5.28	1.33	1.37
23	BA	744	G	N9-C8	-5.28	1.34	1.37
23	BA	1132	A	N3-C4	-5.28	1.31	1.34
23	DA	255	A	N9-C4	-5.28	1.34	1.37
23	BA	1764	G	C6-N1	-5.27	1.35	1.39
23	BA	2599	G	N9-C8	-5.27	1.34	1.37
23	DA	251	A	C5-C4	-5.27	1.35	1.38
1	CA	1377	A	N9-C4	5.27	1.41	1.37
23	BA	1616	A	C5-C6	-5.27	1.36	1.41
1	AA	1012	U	C2-N3	5.26	1.41	1.37
23	BA	2225	A	N9-C4	-5.26	1.34	1.37

Continued on next page...

Continued from previous page...

Mol	Chain	Res	Type	Atoms	Z	Observed(Å)	Ideal(Å)
23	BA	2577	A	P-OP2	-5.26	1.40	1.49
23	BA	733	G	C8-N7	-5.26	1.27	1.30
23	BA	978	G	C5-C6	-5.25	1.37	1.42
23	BA	981	A	N7-C5	-5.25	1.36	1.39
23	BA	2505	G	C2-N3	-5.25	1.28	1.32
23	BA	733	G	N7-C5	-5.25	1.36	1.39
23	BA	941	A	C5-C4	-5.25	1.35	1.38
23	BA	1657	C	N1-C6	-5.25	1.33	1.37
23	DA	1026	U	N1-C2	5.25	1.43	1.38
23	BA	13	A	C6-N1	-5.25	1.31	1.35
23	BA	994	C	N3-C4	-5.25	1.30	1.33
23	DA	38	A	C5-C4	-5.25	1.35	1.38
23	BA	2025	C	C4-C5	-5.25	1.38	1.43
23	BA	2571	C	C2-O2	-5.25	1.19	1.24
23	DA	739	G	C5-C4	-5.25	1.34	1.38
1	AA	1442(A)	G	C5-C4	5.25	1.42	1.38
23	BA	2778	A	C6-N1	-5.25	1.31	1.35
1	CA	1290	G	N9-C4	5.25	1.42	1.38
1	CA	1279	A	N9-C4	5.24	1.41	1.37
1	CA	1291	G	N3-C4	5.24	1.39	1.35
23	BA	2087	G	C5-C6	-5.24	1.37	1.42
23	DA	980	A	N9-C4	-5.24	1.34	1.37
23	BA	748	G	N9-C8	-5.24	1.34	1.37
1	CA	1370	G	C6-N1	5.24	1.43	1.39
23	BA	943	U	N1-C2	-5.24	1.33	1.38
23	DA	948	G	N3-C4	-5.24	1.31	1.35
23	BA	575	A	C6-N6	-5.24	1.29	1.33
23	BA	788	A	N7-C5	-5.24	1.36	1.39
23	DA	254	G	N9-C4	-5.23	1.33	1.38
1	AA	970	C	N1-C2	5.23	1.45	1.40
23	BA	1225	G	C2-N3	-5.23	1.28	1.32
23	BA	380	U	N1-C6	-5.22	1.33	1.38
23	BA	2778	A	N7-C5	-5.22	1.36	1.39
23	BA	2825	C	N1-C6	-5.22	1.34	1.37
23	DA	2286	A	N7-C5	-5.22	1.36	1.39
23	DA	1309	G	C5-C4	-5.22	1.34	1.38
23	BA	2506	U	N1-C2	5.22	1.43	1.38
23	DA	1490	A	C6-N1	5.22	1.39	1.35
23	BA	1698	A	N3-C4	-5.21	1.31	1.34
23	BA	2329	G	N1-C2	-5.21	1.33	1.37
23	DA	530	G	C6-O6	-5.21	1.19	1.24
23	DA	2028	U	C2-N3	-5.21	1.34	1.37

Continued on next page...

Continued from previous page...

Mol	Chain	Res	Type	Atoms	Z	Observed(Å)	Ideal(Å)
23	BA	197	A	C5-C6	-5.21	1.36	1.41
23	BA	952	G	C5-C4	-5.21	1.34	1.38
23	BA	1195	G	C5-C4	-5.21	1.34	1.38
23	BA	1262	A	C6-N6	-5.21	1.29	1.33
23	BA	2602	A	O3'-P	5.21	1.67	1.61
1	CA	1030(A)	G	N9-C4	5.21	1.42	1.38
23	BA	463	G	C6-N1	-5.21	1.35	1.39
51	B7	30	VAL	CA-CB	-5.21	1.43	1.54
23	BA	253	C	N1-C6	-5.20	1.34	1.37
23	BA	1217	C	C4-C5	-5.20	1.38	1.43
23	BA	2436	G	C2-N3	-5.20	1.28	1.32
23	DA	2424	C	N1-C6	-5.20	1.34	1.37
23	BA	71	A	C5-C6	-5.20	1.36	1.41
23	BA	1368	G	P-O5'	-5.20	1.54	1.59
1	AA	1279	A	C5-C4	5.20	1.42	1.38
23	BA	278	A	C6-N1	5.20	1.39	1.35
23	BA	1195	G	C2-N3	-5.20	1.28	1.32
23	DA	1933	G	C6-N1	-5.20	1.35	1.39
23	BA	980	A	C5-C6	-5.19	1.36	1.41
23	DA	1257	C	N1-C2	-5.19	1.34	1.40
23	BA	936	C	N1-C2	-5.19	1.34	1.40
23	BA	1137	G	N7-C5	-5.19	1.36	1.39
23	BA	2822	G	N9-C8	-5.19	1.34	1.37
1	AA	143	A	N9-C4	5.18	1.41	1.37
1	AA	1502	A	C5-C6	-5.18	1.36	1.41
23	BA	2764	A	N3-C4	-5.18	1.31	1.34
23	BA	2020	A	N9-C8	-5.18	1.33	1.37
23	BA	2546	U	N1-C2	-5.18	1.33	1.38
23	BA	2606	C	N1-C6	-5.18	1.34	1.37
23	BA	15	G	N9-C8	-5.18	1.34	1.37
23	BA	686	G	C5-C6	-5.18	1.37	1.42
23	BA	980	A	N7-C5	-5.18	1.36	1.39
23	BA	1256	G	N3-C4	-5.18	1.31	1.35
24	BB	96	U	C2-N3	-5.18	1.34	1.37
23	BA	2304	G	N7-C5	5.17	1.42	1.39
23	BA	2376	A	N7-C5	-5.17	1.36	1.39
23	DA	652(B)	A	N3-C4	5.17	1.38	1.34
23	BA	1204	A	C5-C6	-5.17	1.36	1.41
23	BA	1618	A	P-O5'	-5.17	1.54	1.59
23	BA	733	G	C6-N1	-5.17	1.35	1.39
1	AA	1004	A	N9-C4	5.17	1.41	1.37
23	DA	750	A	N3-C4	-5.17	1.31	1.34

Continued on next page...

Continued from previous page...

Mol	Chain	Res	Type	Atoms	Z	Observed(Å)	Ideal(Å)
23	BA	1184	G	C2-N3	-5.17	1.28	1.32
23	BA	1889	A	N9-C4	-5.17	1.34	1.37
23	BA	1933	G	C6-N1	-5.17	1.35	1.39
23	BA	975	C	N3-C4	-5.16	1.30	1.33
23	BA	2587	A	P-O5'	-5.16	1.54	1.59
23	BA	819	A	N9-C4	-5.16	1.34	1.37
1	AA	1123	A	N3-C4	5.16	1.38	1.34
23	BA	1787	A	N3-C4	-5.16	1.31	1.34
23	BA	107	C	N1-C6	-5.15	1.34	1.37
23	BA	753	C	C2-N3	-5.15	1.31	1.35
23	BA	2422	A	N9-C4	-5.15	1.34	1.37
23	BA	119	A	N9-C4	-5.15	1.34	1.37
23	BA	1647	G	N9-C8	-5.15	1.34	1.37
1	CA	1256	A	N9-C4	5.15	1.41	1.37
23	BA	2517	C	N1-C6	-5.15	1.34	1.37
23	DA	2589	A	N9-C4	-5.15	1.34	1.37
23	BA	555	U	P-O5'	-5.14	1.54	1.59
23	BA	20	C	N1-C6	-5.14	1.34	1.37
23	BA	1195	G	N3-C4	-5.14	1.31	1.35
23	DA	2577	A	N9-C4	-5.14	1.34	1.37
23	BA	1791	A	N3-C4	-5.14	1.31	1.34
23	BA	2352	A	N9-C4	-5.14	1.34	1.37
23	BA	2149	G	C6-N1	5.14	1.43	1.39
23	BA	2542	A	N3-C4	-5.14	1.31	1.34
23	BA	2288	A	N9-C4	5.14	1.41	1.37
1	CA	1332	A	C5-C4	5.14	1.42	1.38
23	BA	244	A	C5-C6	-5.14	1.36	1.41
23	BA	1285	G	N7-C5	-5.14	1.36	1.39
23	BA	2819	G	N9-C8	-5.14	1.34	1.37
23	DA	220	G	N7-C5	-5.14	1.36	1.39
1	CA	1235	U	N1-C2	5.13	1.43	1.38
23	DA	1107	G	N3-C4	5.13	1.39	1.35
23	DA	71	A	C3'-O3'	5.13	1.49	1.42
23	BA	2724	C	N1-C6	-5.13	1.34	1.37
23	DA	2322	A	C5-C6	5.13	1.45	1.41
23	BA	783	A	N3-C4	-5.13	1.31	1.34
38	BU	69	CYS	CB-SG	-5.13	1.73	1.81
23	BA	2072	G	C5-C4	-5.12	1.34	1.38
23	BA	2684	U	N1-C6	-5.12	1.33	1.38
23	BA	189	G	N3-C4	-5.12	1.31	1.35
1	AA	70	G	C6-N1	5.12	1.43	1.39
23	BA	2287	A	C6-N6	-5.12	1.29	1.33

Continued on next page...

Continued from previous page...

Mol	Chain	Res	Type	Atoms	Z	Observed(Å)	Ideal(Å)
24	DB	53	A	N9-C4	5.12	1.41	1.37
23	DA	1369	G	N3-C4	-5.12	1.31	1.35
1	AA	1447	A	N3-C4	5.12	1.38	1.34
23	BA	204	A	C5-C4	-5.12	1.35	1.38
23	BA	2245	U	C2-N3	-5.12	1.34	1.37
23	BA	2699	C	N1-C6	-5.12	1.34	1.37
23	DA	245	G	N7-C5	-5.12	1.36	1.39
23	BA	939	G	N3-C4	-5.11	1.31	1.35
23	BA	2723	C	C2-N3	-5.11	1.31	1.35
23	DA	1301	A	N3-C4	-5.11	1.31	1.34
23	BA	2602	A	N7-C5	5.11	1.42	1.39
23	BA	849	A	C5-C4	-5.11	1.35	1.38
23	BA	1176	G	N3-C4	5.11	1.39	1.35
23	BA	2711	A	N9-C4	-5.11	1.34	1.37
23	DA	2437	U	N3-C4	-5.11	1.33	1.38
23	BA	1365	A	N9-C4	-5.10	1.34	1.37
1	AA	1175	G	N3-C4	5.10	1.39	1.35
1	AA	1456	G	N3-C4	5.10	1.39	1.35
23	DA	1989	G	N7-C5	-5.10	1.36	1.39
23	BA	1903	G	N7-C5	-5.10	1.36	1.39
23	DA	71	A	N9-C8	5.10	1.41	1.37
23	DA	1419	A	N9-C4	-5.10	1.34	1.37
23	BA	749	C	C4-C5	-5.10	1.38	1.43
23	BA	1314	C	N3-C4	-5.09	1.30	1.33
23	BA	2741	A	C5-C4	-5.09	1.35	1.38
23	BA	1034	G	C5-C4	-5.09	1.34	1.38
1	CA	1447	A	N3-C4	5.09	1.38	1.34
50	B6	16	CYS	CB-SG	-5.09	1.73	1.81
23	DA	2730	C	N3-C4	-5.09	1.30	1.33
23	BA	447	A	C5-C6	-5.09	1.36	1.41
23	BA	1564	C	N1-C6	-5.09	1.34	1.37
23	BA	2026	C	N1-C6	-5.09	1.34	1.37
23	DA	1022	G	N3-C4	-5.09	1.31	1.35
23	DA	2027	G	N3-C4	-5.09	1.31	1.35
23	BA	123	G	N9-C4	-5.09	1.33	1.38
23	BA	1279	G	C6-N1	-5.09	1.35	1.39
23	BA	1624	G	C5-C4	-5.09	1.34	1.38
23	BA	2063	C	N1-C6	-5.09	1.34	1.37
1	AA	947	G	N9-C4	5.08	1.42	1.38
23	DA	805	G	N9-C8	-5.08	1.34	1.37
23	BA	1308	A	N9-C8	-5.08	1.33	1.37
1	CA	839	U	N1-C2	5.08	1.43	1.38

Continued on next page...

Continued from previous page...

Mol	Chain	Res	Type	Atoms	Z	Observed(Å)	Ideal(Å)
23	DA	2335	A	N9-C4	-5.08	1.34	1.37
1	CA	1124	G	N3-C4	5.08	1.39	1.35
23	BA	745	G	N1-C2	-5.07	1.33	1.37
23	BA	188	G	C8-N7	-5.07	1.27	1.30
1	CA	1050	G	N3-C4	5.07	1.39	1.35
23	DA	1021	A	N3-C4	-5.07	1.31	1.34
1	AA	1002	G	C5-C4	5.07	1.41	1.38
23	BA	577	G	P-OP2	-5.07	1.40	1.49
23	BA	2445	G	C6-N1	-5.07	1.36	1.39
23	BA	109	G	C6-N1	-5.06	1.36	1.39
23	BA	1827	C	N3-C4	-5.06	1.30	1.33
23	BA	533	G	C6-N1	-5.06	1.36	1.39
23	BA	658	C	C2-N3	-5.06	1.31	1.35
23	BA	70	G	C6-N1	-5.06	1.36	1.39
1	AA	65	U	N1-C2	5.05	1.43	1.38
23	BA	1199	U	C2-N3	-5.05	1.34	1.37
23	DA	1787	A	N3-C4	-5.05	1.31	1.34
23	BA	1199	U	N1-C2	-5.05	1.34	1.38
23	BA	1204	A	N3-C4	-5.05	1.31	1.34
23	BA	2054	A	O3'-P	-5.05	1.55	1.61
1	AA	1138	G	N9-C4	5.05	1.42	1.38
23	BA	972	G	N1-C2	-5.05	1.33	1.37
23	BA	934	G	N9-C8	-5.05	1.34	1.37
23	BA	555	U	N1-C2	-5.04	1.34	1.38
23	BA	1363	C	C4-N4	-5.04	1.29	1.33
1	CA	1033	G	N3-C4	5.04	1.39	1.35
1	CA	1333	A	C5-C4	5.04	1.42	1.38
1	AA	455	C	N1-C6	5.04	1.40	1.37
23	BA	214	G	C5-C4	-5.04	1.34	1.38
23	BA	1829	A	N3-C4	-5.04	1.31	1.34
23	BA	2117	A	N9-C4	5.04	1.40	1.37
23	DA	1981	A	N3-C4	-5.04	1.31	1.34
23	BA	1393	A	C6-N1	-5.04	1.32	1.35
23	BA	1363	C	C2-O2	-5.04	1.20	1.24
23	DA	194	G	N9-C4	-5.04	1.33	1.38
23	BA	1211	U	P-O5'	-5.04	1.54	1.59
23	BA	763	G	P-O5'	-5.03	1.54	1.59
23	BA	2575	C	N3-C4	-5.03	1.30	1.33
1	CA	986	A	N3-C4	5.03	1.37	1.34
23	BA	1611	C	N1-C6	-5.03	1.34	1.37
14	CN	43	CYS	CB-SG	-5.03	1.73	1.81
23	DA	585	G	N9-C4	-5.03	1.33	1.38

Continued on next page...

Continued from previous page...

Mol	Chain	Res	Type	Atoms	Z	Observed(Å)	Ideal(Å)
23	DA	745	G	N7-C5	-5.03	1.36	1.39
23	BA	841	A	N3-C4	-5.03	1.31	1.34
23	BA	940	G	N3-C4	-5.03	1.31	1.35
23	BA	659	C	N1-C6	-5.03	1.34	1.37
23	BA	2036	C	N1-C2	-5.03	1.35	1.40
23	BA	1970	A	N9-C8	-5.02	1.33	1.37
23	DA	1332	G	N7-C5	-5.02	1.36	1.39
23	BA	282	A	N7-C5	-5.02	1.36	1.39
23	BA	1127	A	N9-C4	-5.02	1.34	1.37
23	BA	1596	A	N9-C4	-5.02	1.34	1.37
23	BA	71	A	C6-N6	-5.02	1.29	1.33
23	BA	562	U	C2-O2	-5.01	1.17	1.22
1	CA	1266	G	N9-C4	5.01	1.42	1.38
23	BA	1251	C	N1-C6	-5.01	1.34	1.37
23	BA	2778	A	N9-C4	-5.01	1.34	1.37
1	AA	88	A	N3-C4	5.01	1.37	1.34
23	DA	1107	G	C2-N3	5.01	1.36	1.32
23	DA	1829	A	N9-C4	-5.01	1.34	1.37
23	BA	807	U	N1-C6	-5.01	1.33	1.38
1	AA	1272	G	C6-N1	5.00	1.43	1.39
23	BA	693	C	N1-C6	-5.00	1.34	1.37
23	BA	2588	G	N1-C2	-5.00	1.33	1.37

All (5724) bond angle outliers are listed below:

Mol	Chain	Res	Type	Atoms	Z	Observed(°)	Ideal(°)
1	CA	1442(A)	G	N3-C4-C5	-26.14	115.53	128.60
23	DA	2296	U	N3-C4-O4	-25.95	101.23	119.40
1	AA	1442(A)	G	N3-C4-C5	-25.64	115.78	128.60
1	CA	1442(A)	G	N3-C4-N9	25.18	141.10	126.00
1	AA	1442(A)	G	N3-C4-N9	25.11	141.07	126.00
23	BA	2296	U	N3-C4-O4	-24.18	102.47	119.40
1	AA	1442(A)	G	N3-C2-N2	23.89	136.62	119.90
1	CA	1442(A)	G	N3-C2-N2	23.08	136.06	119.90
23	BA	2296	U	C2-N3-C4	-20.65	114.61	127.00
23	BA	2296	U	C5-C6-N1	-20.40	112.50	122.70
23	DA	2296	U	C2-N3-C4	-19.90	115.06	127.00
23	DA	2296	U	C5-C6-N1	-19.31	113.05	122.70
1	AA	1442(A)	G	C4-N9-C1'	19.05	151.27	126.50
23	DA	2296	U	C2-N1-C1'	-18.94	94.97	117.70
1	CA	1442(A)	G	C4-N9-C1'	18.90	151.07	126.50
23	BA	2296	U	C2-N1-C1'	-18.50	95.50	117.70

Continued on next page...

Continued from previous page...

Mol	Chain	Res	Type	Atoms	Z	Observed(°)	Ideal(°)
23	DA	2296	U	C5-C4-O4	18.26	136.86	125.90
23	BA	676	A	C2-N3-C4	-18.16	101.52	110.60
23	BA	2296	U	C5-C4-O4	18.02	136.71	125.90
1	AA	1442(A)	G	N1-C2-N2	-17.33	100.61	116.20
23	BA	945	A	C5-N7-C8	-17.19	95.31	103.90
1	CA	1149	C	N1-C2-O2	16.98	129.09	118.90
1	CA	1442(A)	G	C2-N3-C4	16.91	120.35	111.90
1	AA	1442(A)	G	C2-N3-C4	16.72	120.26	111.90
1	CA	1442(A)	G	N1-C2-N2	-16.62	101.24	116.20
23	BA	330	A	C2-N3-C4	-16.40	102.40	110.60
1	AA	1442(A)	G	C8-N9-C1'	-16.11	106.06	127.00
23	BA	2322	A	N9-C4-C5	15.93	112.17	105.80
1	CA	1442(A)	G	C8-N9-C1'	-15.76	106.52	127.00
23	DA	945	A	C2-N3-C4	-14.96	103.12	110.60
23	BA	528	A	C2-N3-C4	-14.74	103.23	110.60
23	BA	587	C	C6-N1-C2	-14.72	114.41	120.30
23	BA	1142(A)	A	C2-N3-C4	-14.71	103.25	110.60
1	AA	1442(A)	G	N1-C6-O6	-14.57	111.16	119.90
23	DA	1142(A)	A	C2-N3-C4	-14.54	103.33	110.60
1	AA	1051	C	N1-C2-O2	14.20	127.42	118.90
23	DA	676	A	C5-N7-C8	-14.08	96.86	103.90
1	CA	1442(A)	G	N1-C6-O6	-13.95	111.53	119.90
1	CA	1442(A)	G	C5-C6-N1	13.88	118.44	111.50
23	BA	2296	U	N1-C2-N3	13.85	123.21	114.90
23	DA	528	A	N3-C4-N9	-13.69	116.45	127.40
24	DB	115	G	C8-N9-C4	13.59	111.84	106.40
1	AA	1442(A)	G	C5-C6-N1	13.40	118.20	111.50
23	DA	528	A	C2-N3-C4	-13.39	103.91	110.60
23	BA	1049	C	C6-N1-C2	-13.36	114.95	120.30
23	DA	2296	U	C6-N1-C1'	13.36	139.90	121.20
23	DA	945	A	C5-N7-C8	-13.20	97.30	103.90
23	BA	528	A	N3-C4-N9	-13.17	116.86	127.40
23	BA	2322	A	C6-N1-C2	-13.05	110.77	118.60
1	AA	1377	A	C8-N9-C4	-13.04	100.58	105.80
23	BA	945	A	N7-C8-N9	13.03	120.31	113.80
23	DA	2296	U	N1-C2-N3	12.91	122.65	114.90
23	BA	71	A	C2-N3-C4	-12.91	104.15	110.60
23	DA	330	A	C2-N3-C4	-12.81	104.19	110.60
23	DA	2335	A	C5-C6-N1	12.79	124.10	117.70
23	BA	141	A	C5-N7-C8	-12.77	97.52	103.90
23	BA	2296	U	C6-N1-C1'	12.76	139.06	121.20
23	BA	2286	A	N1-C6-N6	12.72	126.23	118.60

Continued on next page...

Continued from previous page...

Mol	Chain	Res	Type	Atoms	Z	Observed(°)	Ideal(°)
23	BA	856	C	C6-N1-C2	-12.70	115.22	120.30
23	DA	571	A	C8-N9-C4	12.68	110.87	105.80
23	BA	528	A	N3-C4-C5	12.66	135.66	126.80
23	BA	676	A	N3-C4-C5	12.62	135.64	126.80
23	DA	71	A	C5-N7-C8	-12.58	97.61	103.90
1	AA	1025	U	C5-C4-O4	-12.52	118.39	125.90
23	BA	676	A	C5-N7-C8	-12.39	97.70	103.90
23	DA	1565	C	C6-N1-C2	12.38	125.25	120.30
1	CA	1340	A	C8-N9-C4	-12.24	100.90	105.80
23	BA	975	C	C6-N1-C2	-12.23	115.41	120.30
23	BA	2296	U	N3-C2-O2	-12.18	113.67	122.20
23	DA	2296	U	N3-C4-C5	12.14	121.88	114.60
23	BA	945	A	C2-N3-C4	-12.12	104.54	110.60
1	CA	1006	C	C6-N1-C2	-12.10	115.46	120.30
23	BA	1049	C	C5-C6-N1	12.09	127.04	121.00
23	BA	1021	A	C2-N3-C4	-12.08	104.56	110.60
1	CA	1003	G	C5-C6-O6	12.08	135.85	128.60
23	DA	1359	A	N1-C6-N6	-12.01	111.39	118.60
1	AA	1207	G	C8-N9-C4	11.97	111.19	106.40
23	BA	676	A	C5-C6-N1	-11.91	111.74	117.70
23	DA	2028	U	C6-N1-C2	11.88	128.13	121.00
23	DA	676	A	C4-C5-N7	11.84	116.62	110.70
23	DA	2447	G	N1-C6-O6	11.84	127.00	119.90
23	BA	2322	A	C8-N9-C4	-11.83	101.07	105.80
1	CA	1352	C	C6-N1-C2	-11.78	115.59	120.30
23	DA	2371	G	N1-C6-O6	11.75	126.95	119.90
23	DA	928	G	N1-C6-O6	11.66	126.89	119.90
23	DA	2572	A	C8-N9-C4	11.60	110.44	105.80
1	CA	979	C	C6-N1-C2	-11.59	115.66	120.30
23	DA	945	A	N7-C8-N9	11.58	119.59	113.80
23	BA	945	A	C4-C5-N7	11.57	116.48	110.70
1	AA	1237	C	C6-N1-C2	-11.55	115.68	120.30
1	CA	1149	C	N3-C4-N4	-11.53	109.93	118.00
23	DA	676	A	C2-N3-C4	-11.52	104.84	110.60
23	BA	2286	A	C6-C5-N7	-11.49	124.25	132.30
23	DA	2322	A	N9-C4-C5	11.48	110.39	105.80
23	DA	1437	C	C6-N1-C2	-11.44	115.72	120.30
1	CA	1379	G	C6-C5-N7	-11.38	123.57	130.40
23	BA	1762	A	C8-N9-C4	-11.37	101.25	105.80
23	DA	1021	A	C2-N3-C4	-11.32	104.94	110.60
23	BA	2335	A	C5-C6-N1	11.28	123.34	117.70
23	DA	1204	A	C5-N7-C8	-11.25	98.27	103.90

Continued on next page...

Continued from previous page...

Mol	Chain	Res	Type	Atoms	Z	Observed(°)	Ideal(°)
23	BA	141	A	N7-C8-N9	11.23	119.42	113.80
23	DA	528	A	N3-C4-C5	11.19	134.63	126.80
23	BA	265	A	C5-N7-C8	-11.15	98.33	103.90
1	AA	359	U	N1-C2-O2	-11.06	115.06	122.80
23	BA	857	C	C6-N1-C2	-11.02	115.89	120.30
23	DA	2791	C	C6-N1-C2	-10.97	115.91	120.30
1	CA	1003	G	C8-N9-C4	-10.94	102.02	106.40
23	BA	1698	A	C2-N3-C4	-10.94	105.13	110.60
23	BA	1359	A	N1-C6-N6	-10.90	112.06	118.60
23	DA	676	A	N7-C8-N9	10.90	119.25	113.80
1	CA	1149	C	C5-C4-N4	10.89	127.82	120.20
23	BA	928	G	N1-C6-O6	10.88	126.43	119.90
23	BA	933	A	C5-N7-C8	-10.83	98.48	103.90
1	AA	1335	C	N1-C2-O2	10.83	125.40	118.90
1	CA	1379	G	N9-C4-C5	-10.79	101.08	105.40
23	BA	71	A	C5-N7-C8	-10.79	98.51	103.90
23	DA	2322	A	C6-N1-C2	-10.75	112.15	118.60
1	AA	1207	G	N1-C6-O6	10.75	126.35	119.90
1	AA	1377	A	N7-C8-N9	10.74	119.17	113.80
1	CA	1149	C	N3-C2-O2	-10.72	114.39	121.90
23	DA	2028	U	N3-C4-C5	10.69	121.02	114.60
23	DA	2363	C	C6-N1-C2	10.68	124.57	120.30
23	DA	1107	G	N3-C4-N9	10.66	132.40	126.00
23	BA	141	A	N1-C6-N6	10.66	125.00	118.60
23	DA	728	G	C8-N9-C4	10.66	110.66	106.40
1	CA	1266	G	C8-N9-C4	-10.65	102.14	106.40
1	CA	1037	C	C2-N3-C4	10.62	125.21	119.90
1	AA	358	U	C2-N3-C4	10.61	133.37	127.00
1	AA	1003	G	C5-C6-O6	10.59	134.96	128.60
1	AA	1502	A	N1-C6-N6	10.59	124.95	118.60
1	AA	1277	C	C2-N3-C4	10.55	125.17	119.90
1	AA	357	G	N3-C2-N2	-10.49	112.56	119.90
23	BA	2723	C	N3-C4-C5	10.46	126.08	121.90
1	CA	1171	G	C5-C6-O6	10.42	134.85	128.60
23	BA	1204	A	C2-N3-C4	-10.41	105.40	110.60
23	BA	2322	A	C4-C5-N7	-10.37	105.52	110.70
23	DA	2646	C	C6-N1-C2	10.35	124.44	120.30
24	DB	104	U	C5-C6-N1	-10.32	117.54	122.70
1	CA	1163	C	C6-N1-C2	-10.31	116.17	120.30
1	CA	1379	G	C4-C5-N7	10.31	114.93	110.80
23	DA	2296	U	N3-C2-O2	-10.31	114.98	122.20
1	CA	1379	G	N3-C4-N9	10.31	132.19	126.00

Continued on next page...

Continued from previous page...

Mol	Chain	Res	Type	Atoms	Z	Observed(°)	Ideal(°)
23	BA	2296	U	N3-C4-C5	10.29	120.78	114.60
23	BA	2322	A	N1-C6-N6	-10.28	112.43	118.60
1	AA	1207	G	N9-C4-C5	-10.27	101.29	105.40
23	DA	71	A	C2-N3-C4	-10.27	105.47	110.60
24	BB	30	C	C6-N1-C2	-10.24	116.20	120.30
23	BA	330	A	N1-C2-N3	10.24	134.42	129.30
23	BA	2371	G	N1-C6-O6	10.23	126.04	119.90
23	DA	297	C	C6-N1-C2	-10.22	116.21	120.30
23	BA	1108	U	N3-C2-O2	-10.22	115.05	122.20
1	AA	910	C	C6-N1-C2	10.20	124.38	120.30
23	DA	1762	A	C8-N9-C4	-10.20	101.72	105.80
1	AA	1277	C	N1-C2-O2	10.20	125.02	118.90
23	DA	154(A)	C	N1-C2-O2	10.19	125.01	118.90
23	DA	2277	G	N1-C6-O6	-10.15	113.81	119.90
23	DA	2036	C	N1-C2-O2	-10.15	112.81	118.90
1	CA	1442(A)	G	C8-N9-C4	-10.13	102.35	106.40
23	BA	915	C	C6-N1-C2	-10.12	116.25	120.30
1	AA	1126	U	N1-C2-O2	10.10	129.87	122.80
23	DA	1142(A)	A	C5-C6-N1	-10.10	112.65	117.70
23	DA	2375	G	C8-N9-C4	10.07	110.43	106.40
23	BA	90	U	C5-C6-N1	10.07	127.73	122.70
23	DA	2619	C	C6-N1-C2	10.05	124.32	120.30
23	DA	205	G	N9-C4-C5	-10.04	101.38	105.40
23	BA	2319	G	C8-N9-C4	-10.02	102.39	106.40
23	DA	2286	A	C6-C5-N7	-10.00	125.30	132.30
23	DA	1123	C	C6-N1-C2	9.97	124.29	120.30
1	CA	1063	C	C6-N1-C2	-9.95	116.32	120.30
23	DA	1254	A	N1-C2-N3	9.94	134.27	129.30
23	DA	587	C	C6-N1-C2	-9.94	116.32	120.30
23	DA	2689	U	N3-C4-O4	-9.94	112.44	119.40
1	CA	1033	G	N3-C4-N9	9.94	131.96	126.00
1	AA	322	C	C6-N1-C2	9.93	124.27	120.30
1	CA	458	C	C6-N1-C2	-9.93	116.33	120.30
23	BA	1243	G	N1-C6-O6	9.92	125.85	119.90
23	DA	2286	A	N1-C6-N6	9.92	124.55	118.60
23	BA	1227	G	N1-C6-O6	9.91	125.85	119.90
23	BA	2040	C	C6-N1-C2	9.90	124.26	120.30
1	AA	53	A	C6-N1-C2	9.90	124.54	118.60
23	BA	884	C	C5-C6-N1	9.89	125.94	121.00
23	DA	1777	U	C5-C6-N1	-9.87	117.77	122.70
23	DA	678	C	C6-N1-C2	9.85	124.24	120.30
23	DA	1107	G	C4-N9-C1'	9.84	139.29	126.50

Continued on next page...

Continued from previous page...

Mol	Chain	Res	Type	Atoms	Z	Observed(°)	Ideal(°)
23	BA	141	A	C4-C5-N7	9.83	115.62	110.70
23	BA	1107	G	C4-N9-C1'	9.82	139.26	126.50
23	DA	676	A	C8-N9-C4	-9.81	101.88	105.80
23	DA	2619	C	C5-C6-N1	-9.80	116.10	121.00
23	BA	1210	A	C6-C5-N7	-9.80	125.44	132.30
23	BA	676	A	N3-C4-N9	-9.79	119.56	127.40
23	DA	978	G	C8-N9-C4	9.79	110.31	106.40
23	BA	265	A	N7-C8-N9	9.79	118.69	113.80
23	BA	2287	A	C2-N3-C4	-9.78	105.71	110.60
23	BA	2719	G	C8-N9-C4	9.76	110.31	106.40
1	CA	1266	G	N7-C8-N9	9.76	117.98	113.10
23	BA	1107	G	C8-N9-C1'	-9.73	114.35	127.00
23	DA	1107	G	C8-N9-C1'	-9.72	114.37	127.00
23	DA	1022	G	N9-C4-C5	9.71	109.28	105.40
23	DA	201	C	N3-C4-C5	9.70	125.78	121.90
23	DA	1049	C	C5-C6-N1	9.68	125.84	121.00
23	DA	2626	C	C6-N1-C2	9.66	124.17	120.30
1	CA	1054	C	C6-N1-C2	-9.66	116.44	120.30
23	DA	856	C	C6-N1-C2	-9.63	116.45	120.30
1	CA	1006	C	C5-C6-N1	9.62	125.81	121.00
1	CA	1124	G	N3-C2-N2	9.62	126.63	119.90
23	DA	1565	C	N3-C4-C5	9.60	125.74	121.90
1	AA	1074	G	N1-C6-O6	9.60	125.66	119.90
23	DA	1800	C	C6-N1-C2	9.60	124.14	120.30
1	AA	1279	A	N7-C8-N9	9.58	118.59	113.80
23	BA	209	C	C5-C6-N1	-9.57	116.22	121.00
23	DA	62	C	C5-C6-N1	-9.56	116.22	121.00
23	DA	915	C	C6-N1-C2	-9.55	116.48	120.30
23	DA	2624	G	N1-C6-O6	9.55	125.63	119.90
1	AA	1169	A	C8-N9-C4	-9.54	101.98	105.80
23	BA	570	G	C8-N9-C4	9.54	110.22	106.40
1	CA	1335	C	N1-C2-O2	9.54	124.62	118.90
23	BA	409	C	C6-N1-C2	9.54	124.11	120.30
1	CA	1124	G	C5-C6-O6	9.53	134.32	128.60
23	DA	2107	C	C2-N3-C4	9.52	124.66	119.90
23	DA	2593	U	N3-C4-O4	-9.52	112.74	119.40
1	AA	1051	C	N3-C4-C5	9.50	125.70	121.90
23	DA	560	C	C6-N1-C2	9.48	124.09	120.30
23	BA	154(A)	C	N1-C2-O2	9.47	124.58	118.90
23	BA	754	C	C5-C4-N4	-9.46	113.58	120.20
1	AA	1025	U	N3-C4-O4	9.46	126.02	119.40
23	BA	1248	G	C5-C6-O6	-9.46	122.92	128.60

Continued on next page...

Continued from previous page...

Mol	Chain	Res	Type	Atoms	Z	Observed(°)	Ideal(°)
23	BA	1626	G	C5-C6-O6	9.46	134.27	128.60
24	BB	104	U	C5-C6-N1	-9.45	117.97	122.70
1	CA	1379	G	C5-C6-O6	-9.45	122.93	128.60
23	BA	2107	C	C2-N3-C4	9.44	124.62	119.90
23	BA	2581	G	C5-C6-O6	9.44	134.26	128.60
23	DA	735	A	C8-N9-C4	9.43	109.57	105.80
23	DA	122	G	C5-C6-O6	-9.43	122.94	128.60
1	AA	1442(A)	G	C8-N9-C4	-9.42	102.63	106.40
23	BA	265	A	C6-C5-N7	-9.41	125.71	132.30
23	BA	2017	U	N1-C2-N3	9.41	120.55	114.90
23	BA	47	C	C6-N1-C2	9.40	124.06	120.30
1	CA	972	C	C6-N1-C2	-9.39	116.54	120.30
23	DA	2591	C	N1-C2-O2	-9.39	113.27	118.90
1	CA	1044	A	C5-C6-N6	9.39	131.21	123.70
23	BA	2251	G	C8-N9-C4	-9.38	102.65	106.40
23	DA	123	G	C8-N9-C4	9.38	110.15	106.40
1	AA	1292	U	C5-C6-N1	9.36	127.38	122.70
1	CA	1335	C	N3-C2-O2	-9.36	115.35	121.90
23	DA	2322	A	N1-C6-N6	-9.36	112.98	118.60
23	BA	463	G	C5-C6-O6	9.34	134.21	128.60
1	CA	1044	A	N1-C6-N6	-9.34	112.99	118.60
23	BA	835	A	C2-N3-C4	9.34	115.27	110.60
23	BA	202	U	N3-C4-O4	-9.33	112.87	119.40
23	BA	194	G	N3-C2-N2	-9.33	113.37	119.90
23	BA	265	A	N1-C6-N6	9.30	124.18	118.60
23	DA	645	C	N1-C2-O2	9.30	124.48	118.90
23	DA	2447	G	C5-C6-O6	-9.30	123.02	128.60
23	BA	265	A	C4-C5-N7	9.30	115.35	110.70
1	AA	896	C	C6-N1-C2	9.29	124.02	120.30
23	DA	2286	A	C2-N3-C4	-9.29	105.95	110.60
23	DA	179	G	N1-C6-O6	9.29	125.47	119.90
1	CA	1502	A	C5-N7-C8	-9.29	99.26	103.90
23	BA	2375	G	C8-N9-C4	9.29	110.11	106.40
23	DA	1108	U	N3-C2-O2	-9.29	115.70	122.20
23	DA	1616	A	N1-C6-N6	9.28	124.17	118.60
23	DA	62	C	C6-N1-C2	9.27	124.01	120.30
23	BA	1142(A)	A	N3-C4-C5	9.27	133.29	126.80
23	DA	928	G	C6-C5-N7	-9.27	124.84	130.40
1	AA	1381	U	N1-C2-O2	9.27	129.28	122.80
23	BA	1437	C	C6-N1-C2	-9.26	116.59	120.30
23	BA	1612	C	C6-N1-C2	9.26	124.01	120.30
23	BA	391	G	N1-C6-O6	9.24	125.45	119.90

Continued on next page...

Continued from previous page...

Mol	Chain	Res	Type	Atoms	Z	Observed(°)	Ideal(°)
23	DA	1565	C	C5-C6-N1	-9.23	116.38	121.00
23	DA	2828	C	C6-N1-C2	9.23	123.99	120.30
23	DA	2322	A	C8-N9-C4	-9.22	102.11	105.80
1	CA	1116	C	C2-N3-C4	9.21	124.51	119.90
23	BA	508	G	N1-C6-O6	9.20	125.42	119.90
23	BA	2015	A	C8-N9-C4	-9.19	102.12	105.80
23	BA	933	A	C4-C5-N7	9.19	115.30	110.70
23	BA	465	G	C8-N9-C4	-9.19	102.72	106.40
23	DA	1107	G	N3-C4-C5	-9.18	124.01	128.60
23	BA	2572	A	C8-N9-C4	9.16	109.47	105.80
23	BA	1142(A)	A	N1-C6-N6	9.15	124.09	118.60
1	CA	1033	G	C4-C5-N7	9.15	114.46	110.80
23	BA	945	A	C8-N9-C4	-9.13	102.15	105.80
23	DA	2676	C	C2-N3-C4	-9.13	115.33	119.90
23	DA	2570	G	N1-C6-O6	9.13	125.38	119.90
23	BA	1490	A	C8-N9-C4	9.13	109.45	105.80
23	DA	2329	G	C8-N9-C4	9.12	110.05	106.40
23	DA	2277	G	C5-C6-O6	9.11	134.07	128.60
1	AA	934	C	C6-N1-C2	-9.11	116.66	120.30
1	AA	1158	C	C2-N1-C1'	9.11	128.82	118.80
23	DA	1490	A	C8-N9-C4	9.11	109.44	105.80
23	BA	928	G	C6-C5-N7	-9.10	124.94	130.40
23	BA	1210	A	C5-N7-C8	-9.08	99.36	103.90
23	BA	1142(A)	A	C5-N7-C8	-9.06	99.37	103.90
1	CA	818	G	C4-C5-N7	-9.06	107.18	110.80
23	DA	141	A	N7-C8-N9	9.06	118.33	113.80
23	BA	2036	C	C6-N1-C2	-9.05	116.68	120.30
23	BA	570	G	N9-C4-C5	-9.05	101.78	105.40
1	AA	357	G	N1-C2-N2	9.05	124.34	116.20
23	BA	2502	G	C5-C6-N1	9.04	116.02	111.50
1	CA	1293	G	C5-C6-N1	9.04	116.02	111.50
23	BA	1618	A	N1-C6-N6	-9.04	113.18	118.60
1	AA	998	G	N3-C4-N9	-9.03	120.58	126.00
23	DA	2755	C	C5-C6-N1	9.03	125.51	121.00
23	BA	94	C	C6-N1-C2	-9.03	116.69	120.30
23	BA	759	G	N1-C6-O6	9.02	125.31	119.90
23	BA	1391	U	N1-C2-O2	9.02	129.11	122.80
23	BA	2581	G	N1-C6-O6	-9.01	114.49	119.90
23	DA	71	A	N7-C8-N9	9.01	118.31	113.80
1	AA	1149	C	N1-C2-O2	9.01	124.31	118.90
1	AA	1442(A)	G	N7-C8-N9	9.01	117.60	113.10
23	DA	1049	C	C6-N1-C2	-9.00	116.70	120.30

Continued on next page...

Continued from previous page...

Mol	Chain	Res	Type	Atoms	Z	Observed(°)	Ideal(°)
23	BA	2322	A	N1-C2-N3	9.00	133.80	129.30
23	BA	1210	A	N7-C8-N9	8.99	118.30	113.80
23	BA	179	G	N1-C6-O6	8.99	125.29	119.90
23	BA	2572	A	N7-C8-N9	-8.99	109.31	113.80
23	BA	2273	A	C8-N9-C4	-8.98	102.21	105.80
23	BA	982	C	N3-C2-O2	-8.97	115.62	121.90
23	BA	1210	A	N1-C6-N6	8.97	123.98	118.60
23	BA	71	A	N7-C8-N9	8.96	118.28	113.80
23	BA	391	G	C4-C5-N7	8.96	114.39	110.80
23	BA	1142(A)	A	C5-C6-N1	-8.96	113.22	117.70
23	BA	1243	G	C2-N3-C4	-8.96	107.42	111.90
1	CA	1030(B)	C	C6-N1-C2	-8.96	116.72	120.30
23	BA	452	G	C5-C6-O6	8.96	133.97	128.60
23	DA	988	A	N1-C6-N6	8.96	123.97	118.60
23	BA	572	A	C8-N9-C4	-8.95	102.22	105.80
23	DA	764	A	N1-C2-N3	-8.95	124.82	129.30
1	AA	1153	C	N1-C2-O2	8.95	124.27	118.90
23	BA	2729	G	N1-C6-O6	8.95	125.27	119.90
23	DA	2723	C	C5-C6-N1	-8.94	116.53	121.00
23	DA	2393	A	C8-N9-C4	-8.94	102.22	105.80
1	AA	1169	A	N7-C8-N9	8.93	118.27	113.80
23	BA	141	A	C6-C5-N7	-8.93	126.05	132.30
23	DA	141	A	C5-N7-C8	-8.92	99.44	103.90
23	BA	574	C	C6-N1-C2	-8.91	116.74	120.30
23	BA	1992	G	C4-C5-N7	-8.91	107.24	110.80
23	DA	945	A	N1-C2-N3	8.90	133.75	129.30
23	DA	2615	U	N3-C4-O4	-8.90	113.17	119.40
1	AA	52	G	C6-N1-C2	8.89	130.44	125.10
23	BA	945	A	N3-C4-C5	8.89	133.03	126.80
23	DA	122	G	N1-C6-O6	8.89	125.23	119.90
1	CA	1343	G	C5-C6-O6	-8.89	123.27	128.60
1	CA	634	C	C6-N1-C2	-8.88	116.75	120.30
1	CA	1456	G	C2-N3-C4	8.87	116.33	111.90
23	DA	2624	G	C5-C6-O6	-8.87	123.28	128.60
23	BA	2250	G	C8-N9-C4	-8.86	102.86	106.40
23	DA	1230	C	C6-N1-C2	8.86	123.84	120.30
1	CA	1003	G	N1-C6-O6	-8.86	114.58	119.90
23	BA	2371	G	C5-C6-O6	-8.85	123.29	128.60
23	DA	1490	A	N9-C4-C5	-8.85	102.26	105.80
23	DA	71	A	C4-C5-N7	8.84	115.12	110.70
1	AA	1018	C	C5-C6-N1	8.83	125.42	121.00
23	DA	571	A	N9-C4-C5	-8.83	102.27	105.80

Continued on next page...

Continued from previous page...

Mol	Chain	Res	Type	Atoms	Z	Observed(°)	Ideal(°)
1	CA	435	C	N1-C2-O2	8.83	124.20	118.90
23	DA	1248	G	C8-N9-C4	8.83	109.93	106.40
23	BA	689	A	C8-N9-C4	8.82	109.33	105.80
23	BA	676	A	N7-C8-N9	8.82	118.21	113.80
23	BA	794	G	N1-C6-O6	-8.82	114.61	119.90
1	CA	1033	G	N9-C4-C5	-8.81	101.88	105.40
1	AA	1258	G	N3-C2-N2	8.81	126.06	119.90
23	BA	1779	U	C6-N1-C2	8.81	126.28	121.00
23	BA	2538	C	C6-N1-C2	8.80	123.82	120.30
23	BA	2522	U	N3-C4-O4	8.79	125.55	119.40
1	AA	839	U	N1-C2-O2	8.79	128.95	122.80
23	DA	1328	G	C8-N9-C4	8.77	109.91	106.40
23	BA	675	A	N1-C6-N6	8.77	123.86	118.60
23	BA	759	G	C5-C6-O6	-8.76	123.34	128.60
23	BA	2791	C	C6-N1-C2	-8.76	116.80	120.30
23	DA	128	C	C6-N1-C2	8.76	123.80	120.30
23	BA	777	A	C5-N7-C8	8.75	108.28	103.90
23	BA	2041	U	N3-C2-O2	-8.75	116.08	122.20
23	DA	1325	G	C6-C5-N7	-8.74	125.15	130.40
23	DA	2449	U	N3-C2-O2	8.74	128.32	122.20
23	BA	2646	C	C6-N1-C2	8.74	123.80	120.30
23	BA	391	G	N9-C4-C5	-8.73	101.91	105.40
1	CA	910	C	C6-N1-C2	8.73	123.79	120.30
23	DA	1142(A)	A	N3-C4-C5	8.73	132.91	126.80
24	DB	79	C	C6-N1-C2	-8.73	116.81	120.30
1	AA	1059	C	N3-C2-O2	-8.73	115.79	121.90
1	AA	1043	C	N3-C4-C5	-8.71	118.42	121.90
23	BA	1845	G	N1-C6-O6	-8.71	114.67	119.90
23	BA	389	G	N9-C4-C5	-8.71	101.92	105.40
1	AA	943	U	C5-C6-N1	8.70	127.05	122.70
23	DA	528	A	C5-C6-N1	-8.70	113.35	117.70
1	AA	1333	A	C8-N9-C4	-8.70	102.32	105.80
23	DA	945	A	C8-N9-C4	-8.70	102.32	105.80
23	DA	760	G	C5-C6-O6	-8.70	123.38	128.60
23	BA	2440	C	C4-C5-C6	8.69	121.75	117.40
23	BA	1022	G	C4-C5-N7	-8.69	107.32	110.80
23	BA	2286	A	C4-C5-C6	8.69	121.34	117.00
23	BA	124	G	C4-C5-N7	8.68	114.27	110.80
23	BA	1107	G	N3-C4-N9	8.68	131.21	126.00
23	BA	698	C	N1-C2-O2	-8.67	113.70	118.90
23	BA	1779	U	C6-N1-C1'	-8.67	109.06	121.20
23	BA	2607	G	N1-C2-N2	-8.67	108.40	116.20

Continued on next page...

Continued from previous page...

Mol	Chain	Res	Type	Atoms	Z	Observed(°)	Ideal(°)
23	DA	179	G	C5-C6-N1	-8.66	107.17	111.50
23	DA	945	A	N3-C4-C5	8.66	132.86	126.80
23	DA	665	C	C6-N1-C2	8.65	123.76	120.30
23	DA	676	A	N3-C4-C5	8.65	132.86	126.80
1	AA	1279	A	C8-N9-C4	-8.64	102.34	105.80
1	CA	1077	G	C8-N9-C4	8.64	109.86	106.40
1	CA	1379	G	N1-C6-O6	8.64	125.09	119.90
23	BA	885	C	N1-C2-O2	8.64	124.08	118.90
1	AA	112	G	N1-C6-O6	8.64	125.08	119.90
1	AA	1003	G	N1-C6-O6	-8.63	114.72	119.90
1	CA	818	G	C5-C6-O6	8.62	133.78	128.60
23	BA	528	A	C5-C6-N1	-8.62	113.39	117.70
23	BA	154(A)	C	N3-C4-N4	-8.61	111.97	118.00
23	DA	1437	C	C5-C6-N1	8.61	125.31	121.00
23	BA	735	A	C8-N9-C4	8.61	109.24	105.80
23	BA	884	C	C2-N3-C4	8.61	124.20	119.90
23	DA	915	C	N3-C2-O2	-8.60	115.88	121.90
23	DA	1698	A	C5-N7-C8	-8.59	99.60	103.90
23	DA	792	G	C8-N9-C4	8.59	109.83	106.40
23	DA	1992	G	C4-C5-N7	-8.57	107.37	110.80
23	BA	1001	A	C8-N9-C4	8.56	109.22	105.80
24	DB	89	G	N1-C6-O6	8.56	125.04	119.90
23	BA	1698	A	C6-C5-N7	-8.56	126.31	132.30
23	BA	2429	G	C8-N9-C4	-8.56	102.98	106.40
23	BA	2440	C	N3-C4-C5	-8.56	118.48	121.90
1	CA	117	G	N9-C4-C5	-8.55	101.98	105.40
23	BA	386	G	C8-N9-C4	-8.54	102.98	106.40
23	BA	1021	A	C5-N7-C8	-8.54	99.63	103.90
23	DA	2371	G	C5-C6-O6	-8.54	123.48	128.60
23	BA	1222	C	N3-C4-C5	8.54	125.31	121.90
1	CA	1243	C	C6-N1-C2	-8.53	116.89	120.30
23	DA	330	A	C5-N7-C8	-8.53	99.64	103.90
23	DA	2821	A	C8-N9-C4	8.53	109.21	105.80
1	CA	1340	A	N9-C4-C5	8.53	109.21	105.80
23	DA	1207	C	C6-N1-C2	8.52	123.71	120.30
23	BA	205	G	N9-C4-C5	-8.51	102.00	105.40
23	BA	1565	C	C6-N1-C2	8.51	123.70	120.30
23	DA	2087	G	C8-N9-C4	8.51	109.80	106.40
23	BA	330	A	N3-C4-C5	8.51	132.75	126.80
23	DA	2521	C	C6-N1-C2	8.50	123.70	120.30
23	DA	1204	A	C4-C5-N7	8.50	114.95	110.70
23	BA	1313	U	C6-N1-C2	-8.50	115.90	121.00

Continued on next page...

Continued from previous page...

Mol	Chain	Res	Type	Atoms	Z	Observed(°)	Ideal(°)
23	DA	1977	A	C8-N9-C4	8.49	109.20	105.80
23	BA	1645	G	C8-N9-C4	-8.48	103.01	106.40
1	AA	1371	G	C5-C6-O6	-8.48	123.51	128.60
23	DA	12	U	N1-C2-O2	8.48	128.73	122.80
1	AA	1018	C	C6-N1-C2	-8.47	116.91	120.30
1	AA	1002	G	C8-N9-C4	-8.47	103.01	106.40
23	BA	510	C	N3-C4-C5	-8.46	118.51	121.90
1	CA	1108	G	C4-C5-N7	-8.46	107.41	110.80
23	BA	1604	C	N1-C2-O2	-8.46	113.82	118.90
24	DB	104	U	C6-N1-C2	8.46	126.08	121.00
23	BA	1248	G	N1-C6-O6	8.46	124.97	119.90
23	BA	2286	A	C2-N3-C4	-8.45	106.37	110.60
23	BA	1695	G	C4-C5-N7	8.44	114.17	110.80
24	DB	115	G	N7-C8-N9	-8.43	108.89	113.10
1	CA	1442(A)	G	N7-C8-N9	8.43	117.31	113.10
23	DA	1022	G	C4-C5-N7	-8.42	107.43	110.80
23	BA	455	C	N1-C2-O2	8.42	123.95	118.90
23	BA	2725	A	C2-N3-C4	-8.42	106.39	110.60
23	BA	676	A	C4-C5-N7	8.42	114.91	110.70
1	CA	1442(A)	G	C6-N1-C2	-8.41	120.05	125.10
23	DA	2881	C	N1-C2-O2	-8.41	113.86	118.90
51	B7	47	ARG	NE-CZ-NH1	8.41	124.50	120.30
23	DA	446	G	C8-N9-C4	8.40	109.76	106.40
1	AA	77	G	C4-C5-N7	8.40	114.16	110.80
23	DA	2791	C	N1-C2-O2	8.40	123.94	118.90
23	BA	154(A)	C	N3-C2-O2	-8.40	116.02	121.90
1	CA	1343	G	N1-C6-O6	8.38	124.93	119.90
23	BA	684	G	N3-C2-N2	-8.38	114.04	119.90
1	AA	1034	G	C5-C6-O6	8.37	133.62	128.60
23	BA	1216	G	C6-C5-N7	-8.37	125.38	130.40
23	BA	1315	C	N3-C2-O2	-8.37	116.04	121.90
23	DA	154(A)	C	N3-C2-O2	-8.37	116.04	121.90
23	BA	975	C	N3-C2-O2	-8.36	116.05	121.90
1	CA	1158	C	N1-C2-O2	8.36	123.91	118.90
4	CD	12	CYS	CA-CB-SG	8.36	129.04	114.00
1	CA	1033	G	C5-C6-O6	-8.35	123.59	128.60
23	DA	2286	A	C4-C5-C6	8.35	121.18	117.00
23	DA	2287	A	N1-C6-N6	8.35	123.61	118.60
1	AA	1443	G	C5-C6-O6	-8.35	123.59	128.60
23	BA	1049	C	C2-N1-C1'	8.35	127.98	118.80
23	BA	2723	C	N3-C4-N4	-8.35	112.16	118.00
1	AA	283	C	N1-C2-O2	8.34	123.91	118.90

Continued on next page...

Continued from previous page...

Mol	Chain	Res	Type	Atoms	Z	Observed(°)	Ideal(°)
24	BB	4	C	C6-N1-C2	8.34	123.64	120.30
23	BA	2318	G	C8-N9-C4	-8.34	103.06	106.40
1	AA	1051	C	N3-C2-O2	-8.34	116.06	121.90
1	AA	1051	C	C6-N1-C1'	-8.33	110.80	120.80
23	BA	2375	G	N7-C8-N9	-8.33	108.94	113.10
1	CA	1052	U	N1-C2-O2	8.33	128.63	122.80
1	CA	357	G	N1-C6-O6	-8.32	114.91	119.90
23	BA	910	A	C8-N9-C4	8.32	109.13	105.80
23	BA	1762	A	N7-C8-N9	8.32	117.96	113.80
23	BA	804	A	C8-N9-C4	8.31	109.12	105.80
1	CA	1171	G	N1-C6-O6	-8.31	114.91	119.90
24	DB	83	G	N1-C6-O6	8.31	124.89	119.90
23	DA	566	U	C6-N1-C2	8.31	125.98	121.00
1	CA	1192	C	C6-N1-C2	-8.30	116.98	120.30
23	BA	988	A	N1-C6-N6	8.30	123.58	118.60
1	CA	1230	C	C6-N1-C2	-8.30	116.98	120.30
23	BA	2286	A	N7-C8-N9	8.30	117.95	113.80
1	CA	1283	G	C8-N9-C4	-8.29	103.09	106.40
23	DA	1565	C	C2-N3-C4	-8.29	115.76	119.90
23	BA	508	G	C5-C6-O6	-8.28	123.63	128.60
23	BA	2321	G	N3-C2-N2	-8.28	114.10	119.90
23	BA	145	G	C8-N9-C4	8.28	109.71	106.40
23	BA	2619	C	C5-C6-N1	-8.27	116.86	121.00
23	BA	959	A	C5-C6-N6	8.27	130.32	123.70
23	BA	1695	G	N1-C6-O6	8.27	124.86	119.90
24	BB	76	G	C8-N9-C4	8.26	109.70	106.40
23	BA	188	G	C2-N3-C4	-8.26	107.77	111.90
23	BA	1210	A	C8-N9-C4	-8.26	102.50	105.80
1	CA	1216	G	N3-C4-C5	8.26	132.73	128.60
23	DA	2498	C	C6-N1-C2	8.26	123.60	120.30
23	BA	645	C	N1-C2-O2	8.25	123.85	118.90
23	BA	959	A	N1-C6-N6	-8.25	113.65	118.60
23	BA	2206	G	C4-N9-C1'	-8.25	115.78	126.50
1	CA	943	U	C5-C4-O4	8.25	130.85	125.90
23	BA	2100	G	N3-C4-N9	8.24	130.95	126.00
23	BA	971	C	C6-N1-C2	-8.24	117.00	120.30
23	DA	2572	A	N7-C8-N9	-8.24	109.68	113.80
23	BA	678	C	C6-N1-C2	8.24	123.60	120.30
23	DA	568	U	C5-C4-O4	-8.24	120.96	125.90
23	BA	844	C	C6-N1-C2	8.23	123.59	120.30
23	BA	1022	G	N9-C4-C5	8.23	108.69	105.40
23	DA	2827	C	C6-N1-C2	8.23	123.59	120.30

Continued on next page...

Continued from previous page...

Mol	Chain	Res	Type	Atoms	Z	Observed(°)	Ideal(°)
23	DA	1022	G	N3-C2-N2	-8.23	114.14	119.90
1	CA	839	U	N1-C2-O2	8.23	128.56	122.80
23	BA	849	A	C8-N9-C4	8.23	109.09	105.80
23	DA	440	G	N1-C6-O6	-8.23	114.96	119.90
23	BA	1655	A	C8-N9-C4	8.22	109.09	105.80
23	DA	2040	C	C6-N1-C2	8.22	123.59	120.30
23	DA	201	C	C6-N1-C2	8.22	123.59	120.30
23	DA	945	A	C5-C6-N1	-8.22	113.59	117.70
23	DA	2589	A	C2-N3-C4	-8.22	106.49	110.60
23	DA	2606	C	N3-C4-C5	8.22	125.19	121.90
23	DA	528	A	C5-C6-N6	8.22	130.27	123.70
23	DA	2690	C	N3-C4-C5	-8.22	118.61	121.90
23	DA	448	U	N1-C2-N3	8.21	119.83	114.90
27	BF	74	ARG	NE-CZ-NH2	-8.21	116.20	120.30
23	DA	271(S)	G	N1-C6-O6	8.21	124.82	119.90
23	DA	1698	A	N7-C8-N9	8.20	117.90	113.80
1	AA	458	C	C6-N1-C2	-8.20	117.02	120.30
1	CA	1050	G	N3-C2-N2	8.20	125.64	119.90
23	DA	945	A	N3-C4-N9	-8.20	120.84	127.40
1	AA	1174	G	C8-N9-C4	8.20	109.68	106.40
23	BA	1021	A	C5-C6-N1	-8.20	113.60	117.70
23	BA	2206	G	N3-C4-C5	8.19	132.69	128.60
38	BU	28	ARG	NE-CZ-NH1	-8.19	116.21	120.30
1	CA	52	G	C5-C6-O6	8.19	133.51	128.60
23	BA	782	A	C6-N1-C2	-8.18	113.69	118.60
23	DA	789	A	C8-N9-C4	8.18	109.07	105.80
23	BA	130	C	C6-N1-C2	8.18	123.57	120.30
1	CA	1351	U	C5-C6-N1	-8.18	118.61	122.70
23	BA	2700	C	C6-N1-C2	8.17	123.57	120.30
23	BA	745	G	N3-C4-C5	-8.16	124.52	128.60
23	BA	1328	G	C8-N9-C4	8.16	109.66	106.40
1	AA	1223	C	C6-N1-C2	-8.15	117.04	120.30
23	BA	2689	U	C5-C4-O4	8.15	130.79	125.90
23	DA	2371	G	N9-C4-C5	-8.14	102.14	105.40
1	CA	28	G	N1-C6-O6	8.13	124.78	119.90
23	BA	2105	C	C6-N1-C2	-8.13	117.05	120.30
23	DA	413	C	N1-C2-O2	-8.13	114.02	118.90
23	BA	1977	A	C8-N9-C4	8.13	109.05	105.80
1	AA	1158	C	N1-C2-O2	8.13	123.78	118.90
1	AA	1502	A	C6-C5-N7	-8.12	126.62	132.30
1	AA	1443	G	N9-C4-C5	-8.12	102.15	105.40
1	AA	1502	A	C5-N7-C8	-8.12	99.84	103.90

Continued on next page...

Continued from previous page...

Mol	Chain	Res	Type	Atoms	Z	Observed(°)	Ideal(°)
23	DA	1108	U	N1-C2-O2	8.12	128.48	122.80
1	AA	1210	C	C2-N1-C1'	8.12	127.73	118.80
1	AA	1006	C	C5-C6-N1	8.11	125.06	121.00
23	BA	2349	G	C8-N9-C4	-8.11	103.16	106.40
23	DA	1760	A	N1-C6-N6	-8.11	113.74	118.60
24	DB	30	C	C6-N1-C2	-8.11	117.06	120.30
23	DA	453	C	C6-N1-C2	8.10	123.54	120.30
23	DA	2296	U	O4'-C1'-N1	8.10	114.68	108.20
1	AA	557	G	N3-C4-C5	-8.10	124.55	128.60
1	AA	1051	C	C2-N1-C1'	8.09	127.70	118.80
23	DA	1350	C	C6-N1-C2	8.09	123.54	120.30
23	BA	272(D)	G	C8-N9-C4	8.09	109.64	106.40
23	BA	2261	C	C4-C5-C6	8.09	121.44	117.40
1	AA	1456	G	N3-C4-N9	8.09	130.85	126.00
23	BA	1452	A	C8-N9-C4	8.08	109.03	105.80
23	BA	1695	G	C5-N7-C8	-8.08	100.26	104.30
1	CA	1442(B)	A	N3-C4-C5	-8.08	121.14	126.80
23	DA	933	A	C5-N7-C8	-8.08	99.86	103.90
23	BA	552	G	C8-N9-C4	8.08	109.63	106.40
23	BA	2084	C	C5-C6-N1	-8.08	116.96	121.00
23	BA	1314	C	C2-N1-C1'	8.07	127.68	118.80
23	BA	207	A	C2-N3-C4	-8.07	106.56	110.60
23	BA	612	C	C6-N1-C2	8.07	123.53	120.30
23	BA	527	C	N3-C2-O2	-8.06	116.25	121.90
1	AA	1442	G	C5-N7-C8	8.06	108.33	104.30
23	BA	2596	U	N1-C2-O2	-8.05	117.16	122.80
24	BB	85	G	C5-C6-O6	-8.05	123.77	128.60
1	CA	936	C	C2-N1-C1'	8.05	127.66	118.80
23	BA	1695	G	C6-C5-N7	-8.05	125.57	130.40
23	BA	205	G	N3-C2-N2	8.04	125.53	119.90
23	BA	2242	G	N3-C2-N2	-8.04	114.27	119.90
23	DA	1992	G	N9-C4-C5	8.04	108.62	105.40
1	AA	1243	C	C5-C6-N1	8.04	125.02	121.00
23	BA	1617	C	N3-C4-C5	-8.04	118.68	121.90
23	DA	1779	U	C6-N1-C1'	-8.04	109.95	121.20
1	CA	1282	C	C6-N1-C2	-8.03	117.09	120.30
23	BA	2306	C	C2-N1-C1'	8.03	127.63	118.80
1	CA	1305	G	N1-C6-O6	8.03	124.72	119.90
23	BA	745	G	N3-C4-N9	8.03	130.82	126.00
23	BA	2497	A	C6-N1-C2	-8.03	113.78	118.60
1	CA	986	A	C2-N3-C4	8.03	114.61	110.60
23	DA	39	C	C5-C6-N1	-8.02	116.99	121.00

Continued on next page...

Continued from previous page...

Mol	Chain	Res	Type	Atoms	Z	Observed(°)	Ideal(°)
23	BA	2044	C	N1-C2-O2	-8.02	114.09	118.90
23	BA	2010	G	N1-C6-O6	8.02	124.71	119.90
23	BA	13	A	N1-C6-N6	-8.01	113.79	118.60
23	DA	2676	C	C5-C6-N1	-8.01	116.99	121.00
1	CA	1502	A	C6-C5-N7	-8.01	126.69	132.30
23	BA	587	C	N3-C4-C5	-8.01	118.70	121.90
1	AA	818	G	C5-C6-O6	8.00	133.40	128.60
23	DA	1608	A	C2-N3-C4	-8.00	106.60	110.60
23	BA	928	G	C5-C6-O6	-8.00	123.80	128.60
1	AA	927	G	C8-N9-C4	8.00	109.60	106.40
23	BA	1647	G	N1-C6-O6	8.00	124.70	119.90
23	DA	2292	C	C5-C6-N1	-8.00	117.00	121.00
1	AA	1442(A)	G	C6-N1-C2	-7.99	120.31	125.10
23	BA	1217	C	C6-N1-C2	7.99	123.50	120.30
23	DA	1377	G	N3-C4-C5	-7.99	124.61	128.60
23	BA	271(J)	C	C6-N1-C2	7.99	123.49	120.30
1	AA	1292	U	N1-C2-O2	7.98	128.39	122.80
23	DA	826	U	N1-C2-N3	7.98	119.69	114.90
1	AA	1014	A	C8-N9-C4	-7.98	102.61	105.80
23	BA	185	U	C5-C6-N1	-7.98	118.71	122.70
23	DA	2306	C	C5-C6-N1	7.98	124.99	121.00
1	AA	333	G	N1-C6-O6	7.98	124.69	119.90
23	DA	729	G	C5-C6-O6	-7.98	123.81	128.60
23	BA	71	A	C8-N9-C4	-7.97	102.61	105.80
1	CA	1456	G	N3-C4-N9	7.97	130.78	126.00
1	AA	1312	G	N3-C4-C5	-7.97	124.62	128.60
23	DA	208	C	N3-C4-C5	7.96	125.08	121.90
23	DA	736	C	N1-C2-O2	-7.96	114.12	118.90
1	CA	1039	C	N1-C2-O2	7.95	123.67	118.90
1	AA	1402	C	C6-N1-C2	-7.95	117.12	120.30
23	BA	2087	G	N1-C6-O6	7.95	124.67	119.90
23	DA	468	G	C8-N9-C4	7.95	109.58	106.40
23	BA	2286	A	C5-N7-C8	-7.95	99.93	103.90
23	BA	2080	G	C8-N9-C4	7.94	109.58	106.40
23	BA	2689	U	N3-C4-O4	-7.94	113.84	119.40
24	BB	61	G	N3-C2-N2	-7.94	114.34	119.90
23	BA	2307	G	N7-C8-N9	7.94	117.07	113.10
23	DA	12	U	N3-C2-O2	-7.93	116.64	122.20
23	DA	2100	G	N3-C4-N9	7.93	130.76	126.00
1	CA	242	C	N1-C2-O2	-7.93	114.14	118.90
23	BA	2404	C	C6-N1-C2	7.93	123.47	120.30
23	DA	1967	C	C6-N1-C2	7.93	123.47	120.30

Continued on next page...

Continued from previous page...

Mol	Chain	Res	Type	Atoms	Z	Observed(°)	Ideal(°)
23	BA	844	C	C5-C6-N1	-7.92	117.04	121.00
23	DA	2250	G	C4-C5-N7	-7.92	107.63	110.80
23	BA	1372	U	N3-C2-O2	-7.92	116.66	122.20
1	CA	1081	G	N9-C4-C5	-7.92	102.23	105.40
1	AA	1274	G	N1-C6-O6	7.92	124.65	119.90
23	DA	1937	A	N1-C6-N6	7.92	123.35	118.60
23	BA	1992	G	N9-C4-C5	7.91	108.56	105.40
1	AA	1050	G	N1-C6-O6	7.91	124.64	119.90
23	DA	1142(A)	A	N1-C6-N6	7.91	123.34	118.60
1	AA	634	C	C6-N1-C2	-7.90	117.14	120.30
1	AA	1210	C	N1-C2-O2	7.90	123.64	118.90
23	DA	389	G	N9-C4-C5	-7.90	102.24	105.40
1	AA	1417	G	N3-C4-N9	7.90	130.74	126.00
23	DA	1993	U	N1-C2-O2	-7.90	117.27	122.80
23	DA	2319	G	N3-C2-N2	-7.89	114.38	119.90
23	DA	1021	A	C5-N7-C8	-7.89	99.95	103.90
1	CA	117	G	N1-C6-O6	7.89	124.63	119.90
23	BA	546	C	C5-C6-N1	7.88	124.94	121.00
23	DA	652(E)	G	C6-N1-C2	7.88	129.83	125.10
1	CA	77	G	C4-C5-N7	7.88	113.95	110.80
23	BA	475	U	C6-N1-C2	-7.88	116.28	121.00
23	BA	1570	A	C2-N3-C4	-7.87	106.67	110.60
1	CA	1116	C	C5-C4-N4	7.87	125.71	120.20
1	AA	1174	G	C6-C5-N7	7.86	135.12	130.40
1	CA	1409	C	C6-N1-C2	7.86	123.44	120.30
1	AA	1292	U	C2-N1-C1'	7.86	127.13	117.70
23	DA	1983	C	N1-C2-O2	-7.86	114.19	118.90
23	BA	1283	G	C5-C6-O6	7.85	133.31	128.60
1	CA	529	G	N1-C6-O6	7.85	124.61	119.90
23	BA	1047	G	N3-C4-N9	7.85	130.71	126.00
23	BA	2623	G	N3-C4-C5	-7.85	124.68	128.60
1	CA	1442(A)	G	C6-C5-N7	-7.84	125.69	130.40
23	BA	1128	A	C6-N1-C2	-7.84	113.90	118.60
1	AA	1243	C	C2-N3-C4	7.84	123.82	119.90
23	BA	1698	A	C5-N7-C8	-7.84	99.98	103.90
23	DA	1006	C	N3-C4-N4	-7.83	112.52	118.00
23	DA	1284	A	N1-C6-N6	7.83	123.30	118.60
23	DA	201	C	C2-N3-C4	-7.83	115.99	119.90
23	BA	124	G	N9-C4-C5	-7.83	102.27	105.40
23	DA	2335	A	C5-C6-N6	-7.83	117.44	123.70
23	BA	982	C	N1-C2-O2	7.83	123.60	118.90
1	AA	1263	C	N3-C2-O2	-7.82	116.42	121.90

Continued on next page...

Continued from previous page...

Mol	Chain	Res	Type	Atoms	Z	Observed(°)	Ideal(°)
23	DA	928	G	C5-C6-O6	-7.82	123.91	128.60
1	AA	1502	A	C4-C5-N7	7.82	114.61	110.70
23	BA	2496	C	N1-C2-O2	-7.82	114.21	118.90
23	BA	972	G	C5-C6-O6	7.81	133.29	128.60
1	AA	1335	C	C2-N1-C1'	7.81	127.39	118.80
23	BA	572	A	N9-C4-C5	7.81	108.92	105.80
23	DA	1124	C	C6-N1-C2	7.81	123.42	120.30
1	AA	1442(A)	G	C6-C5-N7	-7.81	125.72	130.40
23	BA	737	C	C6-N1-C2	7.81	123.42	120.30
23	BA	2488	A	C8-N9-C4	7.80	108.92	105.80
23	DA	1001	A	C8-N9-C4	7.80	108.92	105.80
23	DA	2449	U	N1-C2-O2	-7.80	117.34	122.80
1	CA	925	G	C8-N9-C4	7.79	109.52	106.40
1	AA	1012	U	N1-C2-O2	-7.79	117.34	122.80
23	BA	202	U	N3-C4-C5	7.79	119.27	114.60
23	DA	528	A	N9-C4-C5	7.79	108.92	105.80
23	DA	1348	G	N1-C6-O6	7.79	124.57	119.90
23	DA	1333	C	N3-C4-C5	7.79	125.01	121.90
1	AA	1126	U	N3-C2-O2	-7.78	116.75	122.20
23	DA	205	G	C8-N9-C4	7.78	109.51	106.40
23	DA	792	G	N9-C4-C5	-7.78	102.29	105.40
1	CA	1050	G	N3-C4-N9	7.78	130.67	126.00
1	AA	1237	C	C5-C6-N1	7.78	124.89	121.00
23	BA	2505	G	C5-C6-N1	-7.78	107.61	111.50
23	DA	627	A	C8-N9-C4	7.78	108.91	105.80
23	DA	1204	A	N7-C8-N9	7.78	117.69	113.80
23	DA	2340	G	C8-N9-C4	7.78	109.51	106.40
23	BA	2306	C	N1-C2-O2	7.77	123.56	118.90
23	DA	121	G	C8-N9-C4	7.77	109.51	106.40
24	DB	61	G	N3-C2-N2	-7.77	114.46	119.90
1	AA	980	C	N1-C2-O2	7.77	123.56	118.90
23	DA	728	G	N7-C8-N9	-7.76	109.22	113.10
1	AA	1153	C	C6-N1-C1'	-7.76	111.49	120.80
23	BA	729	G	C5-N7-C8	-7.75	100.42	104.30
23	DA	2607	G	N1-C2-N2	-7.75	109.22	116.20
23	BA	2538	C	C5-C6-N1	-7.75	117.12	121.00
23	DA	2371	G	C4-C5-N7	7.75	113.90	110.80
23	DA	2502	G	C4-C5-N7	7.75	113.90	110.80
23	BA	2863	C	C6-N1-C2	7.75	123.40	120.30
23	DA	2515	C	N3-C4-C5	7.75	125.00	121.90
23	BA	2791	C	N1-C2-O2	7.74	123.55	118.90
23	BA	1657	C	N1-C2-O2	-7.74	114.26	118.90

Continued on next page...

Continued from previous page...

Mol	Chain	Res	Type	Atoms	Z	Observed(°)	Ideal(°)
1	CA	1054	C	N3-C2-O2	-7.74	116.48	121.90
23	DA	1979	C	C6-N1-C2	-7.73	117.21	120.30
1	CA	1033	G	C6-C5-N7	-7.73	125.76	130.40
23	DA	1659	U	C5-C6-N1	-7.73	118.83	122.70
1	AA	989	C	C2-N3-C4	7.73	123.77	119.90
23	BA	689	A	N7-C8-N9	-7.73	109.94	113.80
23	DA	1792	G	C8-N9-C4	7.73	109.49	106.40
23	DA	1807	G	N1-C6-O6	7.73	124.54	119.90
23	DA	1022	G	N3-C4-N9	-7.73	121.36	126.00
23	BA	287	C	C6-N1-C2	7.72	123.39	120.30
23	DA	2594	C	N1-C2-O2	-7.72	114.27	118.90
23	BA	676	A	N1-C6-N6	7.72	123.23	118.60
23	DA	934	G	C8-N9-C4	7.72	109.49	106.40
23	BA	455	C	N3-C2-O2	-7.72	116.50	121.90
50	D6	40	CYS	CA-CB-SG	-7.72	100.11	114.00
23	BA	2200	C	N3-C2-O2	-7.72	116.50	121.90
23	DA	1762	A	N7-C8-N9	7.72	117.66	113.80
23	BA	1343	G	N7-C8-N9	7.71	116.96	113.10
23	BA	2296	U	O4'-C1'-N1	7.71	114.37	108.20
23	BA	729	G	C4-C5-N7	7.71	113.89	110.80
1	CA	44	G	N1-C6-O6	7.71	124.53	119.90
23	DA	1776	G	C8-N9-C4	7.71	109.48	106.40
23	DA	759	G	N1-C6-O6	7.71	124.53	119.90
23	DA	47	C	C6-N1-C2	7.71	123.38	120.30
23	BA	102	G	C8-N9-C4	-7.70	103.32	106.40
1	CA	896	C	C6-N1-C2	7.70	123.38	120.30
23	BA	2182	G	C6-N1-C2	7.70	129.72	125.10
1	AA	1261	A	N1-C6-N6	7.70	123.22	118.60
1	CA	1216	G	N3-C4-N9	-7.70	121.38	126.00
1	CA	27	G	C5-C6-O6	-7.69	123.98	128.60
23	DA	572	A	N1-C2-N3	7.69	133.15	129.30
1	CA	1353	G	C2-N3-C4	7.69	115.74	111.90
23	BA	655	A	C8-N9-C4	-7.69	102.72	105.80
23	DA	2856	C	C5-C6-N1	7.68	124.84	121.00
23	BA	2364	C	C6-N1-C2	7.68	123.37	120.30
23	BA	2579	C	C5-C6-N1	-7.68	117.16	121.00
1	CA	572	A	C8-N9-C4	7.68	108.87	105.80
24	DB	83	G	C5-C6-O6	-7.68	123.99	128.60
23	BA	528	A	C5-N7-C8	-7.68	100.06	103.90
1	AA	998	G	C6-C5-N7	7.68	135.01	130.40
24	BB	117	G	C8-N9-C4	7.67	109.47	106.40
23	BA	745	G	C5-C6-N1	7.67	115.33	111.50

Continued on next page...

Continued from previous page...

Mol	Chain	Res	Type	Atoms	Z	Observed(°)	Ideal(°)
23	BA	1602	U	N3-C4-C5	-7.67	110.00	114.60
23	DA	2324	C	N3-C4-C5	7.67	124.97	121.90
23	BA	2144	U	C5-C6-N1	7.67	126.53	122.70
1	CA	1357	A	C8-N9-C4	-7.67	102.73	105.80
1	CA	691	G	N9-C4-C5	-7.66	102.34	105.40
1	CA	1223	C	C6-N1-C2	-7.65	117.24	120.30
1	CA	1165	C	C2-N3-C4	7.65	123.72	119.90
1	AA	1174	G	C4-N9-C1'	-7.64	116.56	126.50
23	BA	2694	G	N3-C4-C5	-7.64	124.78	128.60
23	DA	197	A	C6-N1-C2	-7.64	114.02	118.60
3	CC	52	LEU	CA-CB-CG	7.64	132.87	115.30
23	BA	1490	A	N9-C4-C5	-7.64	102.75	105.80
23	BA	655	A	N7-C8-N9	7.63	117.62	113.80
23	DA	1603	A	C8-N9-C4	-7.63	102.75	105.80
23	BA	2041	U	N1-C2-N3	7.63	119.48	114.90
23	BA	2286	A	C5-C6-N1	-7.63	113.89	117.70
1	AA	1006	C	C2-N3-C4	7.62	123.71	119.90
23	BA	1254	A	C8-N9-C4	-7.62	102.75	105.80
24	BB	76	G	N3-C4-C5	7.62	132.41	128.60
4	AD	12	CYS	CA-CB-SG	7.62	127.72	114.00
23	BA	465	G	N3-C4-C5	-7.62	124.79	128.60
24	BB	7	G	N1-C6-O6	7.62	124.47	119.90
1	CA	359	U	C2-N3-C4	-7.62	122.43	127.00
1	CA	1502	A	C4-C5-N7	7.62	114.51	110.70
23	DA	13	A	N1-C6-N6	-7.62	114.03	118.60
23	BA	945	A	N3-C4-N9	-7.61	121.31	127.40
1	AA	1274	G	N7-C8-N9	7.61	116.91	113.10
23	BA	756	C	N3-C4-C5	-7.61	118.86	121.90
23	DA	1302	A	N1-C6-N6	-7.61	114.03	118.60
23	DA	560	C	N3-C4-C5	7.61	124.94	121.90
23	DA	202	U	C6-N1-C2	7.61	125.56	121.00
23	DA	772	C	N1-C2-O2	-7.61	114.34	118.90
23	DA	2704	C	C6-N1-C2	7.61	123.34	120.30
1	AA	1120	G	C5-C6-O6	-7.60	124.04	128.60
23	DA	1314	C	C2-N1-C1'	7.60	127.16	118.80
1	AA	1059	C	N1-C2-O2	7.60	123.46	118.90
23	BA	2619	C	C6-N1-C2	7.60	123.34	120.30
23	DA	452	G	C8-N9-C4	-7.60	103.36	106.40
1	AA	1000	U	C5-C6-N1	7.59	126.50	122.70
23	BA	1314	C	C6-N1-C1'	-7.59	111.69	120.80
23	DA	729	G	N1-C6-O6	7.59	124.45	119.90
23	BA	655	A	C5-N7-C8	-7.59	100.11	103.90

Continued on next page...

Continued from previous page...

Mol	Chain	Res	Type	Atoms	Z	Observed(°)	Ideal(°)
23	BA	2200	C	N1-C2-O2	7.59	123.45	118.90
23	BA	530	G	N3-C4-C5	7.58	132.39	128.60
1	CA	1206	G	C5-C6-O6	-7.58	124.05	128.60
1	AA	1307	U	C5-C6-N1	7.58	126.49	122.70
23	DA	940	G	N1-C6-O6	7.58	124.45	119.90
23	BA	530	G	C4-C5-N7	7.58	113.83	110.80
23	BA	1779	U	N1-C2-N3	-7.58	110.35	114.90
23	BA	2641	G	C6-C5-N7	-7.58	125.85	130.40
23	BA	789	A	C8-N9-C4	7.57	108.83	105.80
1	AA	1350	A	C6-N1-C2	-7.57	114.06	118.60
23	DA	818	G	C8-N9-C4	7.57	109.43	106.40
23	DA	1821	A	C6-N1-C2	-7.57	114.06	118.60
1	AA	756	C	C6-N1-C2	7.57	123.33	120.30
23	BA	2028	U	N3-C4-C5	7.56	119.14	114.60
1	CA	1081	G	N1-C6-O6	7.56	124.44	119.90
23	DA	1325	G	N1-C6-O6	7.56	124.44	119.90
1	CA	1032	G	N3-C4-N9	-7.55	121.47	126.00
1	AA	1133	G	C4-C5-N7	-7.55	107.78	110.80
23	BA	2791	C	C5-C6-N1	7.55	124.77	121.00
23	BA	2768	C	C5-C6-N1	-7.54	117.23	121.00
23	BA	1464	C	C6-N1-C2	-7.54	117.28	120.30
23	DA	2501	C	C5-C4-N4	-7.54	114.92	120.20
23	BA	556	G	C8-N9-C4	7.54	109.42	106.40
23	BA	693	C	C6-N1-C2	-7.54	117.28	120.30
23	DA	2789	C	C6-N1-C2	7.54	123.31	120.30
23	BA	735	A	N7-C8-N9	-7.54	110.03	113.80
1	AA	352	C	N1-C2-O2	7.53	123.42	118.90
1	AA	1042	G	N9-C4-C5	7.53	108.41	105.40
1	CA	357	G	N9-C4-C5	7.53	108.41	105.40
23	BA	2597	G	C8-N9-C4	-7.53	103.39	106.40
1	CA	1108	G	N1-C6-O6	-7.53	115.38	119.90
23	DA	684	G	N3-C2-N2	-7.53	114.63	119.90
23	BA	202	U	C5-C6-N1	-7.53	118.94	122.70
23	BA	468	G	C8-N9-C4	7.53	109.41	106.40
36	BS	96	GLY	N-CA-C	-7.53	94.28	113.10
1	CA	21	G	C5-C6-O6	7.52	133.12	128.60
1	AA	418	C	N3-C2-O2	-7.52	116.63	121.90
23	BA	793	A	N1-C6-N6	7.52	123.11	118.60
23	BA	2567	G	C8-N9-C4	7.52	109.41	106.40
1	AA	1420	C	C6-N1-C2	-7.52	117.29	120.30
23	BA	297	C	N3-C4-C5	-7.52	118.89	121.90
1	CA	1446	U	N1-C2-N3	-7.52	110.39	114.90

Continued on next page...

Continued from previous page...

Mol	Chain	Res	Type	Atoms	Z	Observed(°)	Ideal(°)
24	DB	89	G	C5-C6-O6	-7.52	124.09	128.60
23	BA	2764	A	N1-C6-N6	-7.51	114.09	118.60
23	DA	330	A	N3-C4-C5	7.51	132.06	126.80
23	BA	936	C	C6-N1-C2	7.51	123.31	120.30
23	DA	2791	C	N3-C2-O2	-7.51	116.64	121.90
1	AA	77	G	N3-C2-N2	7.51	125.16	119.90
23	BA	265	A	C8-N9-C4	-7.51	102.80	105.80
23	BA	188	G	N9-C4-C5	-7.51	102.40	105.40
23	BA	452	G	N1-C6-O6	-7.51	115.40	119.90
23	BA	1108	U	N1-C2-O2	7.50	128.05	122.80
23	DA	2241	A	C2-N3-C4	-7.50	106.85	110.60
23	DA	2306	C	C2-N1-C1'	7.50	127.05	118.80
23	BA	1616	A	C5-C6-N6	-7.50	117.70	123.70
23	DA	1950	G	C4-C5-N7	-7.50	107.80	110.80
23	BA	533	G	N3-C2-N2	-7.50	114.65	119.90
23	BA	664	C	C6-N1-C2	7.50	123.30	120.30
23	BA	577	G	C2-N3-C4	-7.50	108.15	111.90
23	BA	1047	G	N3-C2-N2	7.50	125.15	119.90
23	BA	62	C	C6-N1-C2	7.49	123.30	120.30
23	BA	1616	A	N1-C6-N6	7.49	123.10	118.60
23	DA	1800	C	C5-C6-N1	-7.49	117.25	121.00
1	CA	691	G	C8-N9-C4	7.49	109.40	106.40
23	BA	893	C	N1-C2-O2	7.49	123.39	118.90
1	CA	1030	C	N1-C2-O2	7.49	123.39	118.90
23	DA	51	G	N1-C6-O6	-7.49	115.41	119.90
1	CA	1343	G	C6-C5-N7	-7.49	125.91	130.40
1	CA	1003	G	N9-C4-C5	7.48	108.39	105.40
1	CA	1165	C	C5-C4-N4	7.48	125.44	120.20
23	DA	2206	G	C4-N9-C1'	-7.48	116.78	126.50
1	AA	1241	G	C8-N9-C4	-7.48	103.41	106.40
23	DA	945	A	C4-C5-N7	7.47	114.44	110.70
23	DA	2182	G	N3-C4-N9	-7.47	121.52	126.00
1	AA	1158	C	C6-N1-C2	-7.47	117.31	120.30
23	BA	1162	G	C8-N9-C4	-7.47	103.41	106.40
24	BB	37	C	C6-N1-C2	-7.47	117.31	120.30
23	DA	1415	U	C5-C6-N1	-7.47	118.96	122.70
1	CA	1184	G	C5-C6-O6	7.47	133.08	128.60
1	AA	1442	G	C8-N9-C4	7.47	109.39	106.40
23	BA	675	A	C4-C5-N7	7.47	114.43	110.70
23	DA	71	A	N1-C6-N6	7.46	123.08	118.60
23	DA	1021	A	C5-C6-N1	-7.46	113.97	117.70
23	BA	2449	U	N3-C4-O4	7.46	124.62	119.40

Continued on next page...

Continued from previous page...

Mol	Chain	Res	Type	Atoms	Z	Observed(°)	Ideal(°)
23	BA	141	A	C8-N9-C4	-7.45	102.82	105.80
1	CA	1263	C	C5-C4-N4	-7.45	114.98	120.20
23	BA	386	G	C4-C5-N7	7.45	113.78	110.80
23	BA	562	U	N1-C2-N3	7.45	119.37	114.90
1	AA	372	C	C6-N1-C2	7.45	123.28	120.30
23	BA	2711	A	C8-N9-C4	7.45	108.78	105.80
23	DA	2346	A	C6-N1-C2	-7.45	114.13	118.60
1	AA	1310	G	N3-C4-C5	7.45	132.32	128.60
1	CA	1336	C	C6-N1-C2	-7.45	117.32	120.30
23	DA	751	A	C8-N9-C4	7.44	108.78	105.80
23	DA	1005	C	C6-N1-C2	7.44	123.28	120.30
1	AA	1502	A	C2-N3-C4	-7.44	106.88	110.60
1	AA	948	C	C5-C6-N1	7.44	124.72	121.00
23	BA	652(T)	C	C2-N3-C4	7.44	123.62	119.90
23	BA	1582	C	N3-C2-O2	-7.43	116.70	121.90
1	CA	1108	G	C5-C6-O6	7.43	133.06	128.60
23	BA	574	C	C5-C6-N1	7.43	124.72	121.00
23	BA	2893	G	C2-N3-C4	7.43	115.61	111.90
23	BA	1901	A	N1-C6-N6	-7.43	114.14	118.60
23	BA	810	U	N1-C2-O2	-7.42	117.60	122.80
23	BA	933	A	C8-N9-C4	-7.42	102.83	105.80
23	DA	2307	G	N7-C8-N9	7.42	116.81	113.10
1	AA	971	G	C8-N9-C4	-7.42	103.43	106.40
1	AA	1012	U	N3-C2-O2	7.42	127.39	122.20
23	BA	2464	C	C6-N1-C1'	-7.42	111.90	120.80
1	AA	1120	G	N3-C4-N9	7.42	130.45	126.00
23	DA	727	A	N1-C6-N6	7.42	123.05	118.60
1	AA	1124	G	N3-C4-N9	7.41	130.45	126.00
23	DA	1026	U	N1-C2-O2	7.41	127.99	122.80
23	DA	1779	U	C6-N1-C2	7.41	125.44	121.00
1	CA	998	G	C4-C5-N7	-7.41	107.84	110.80
23	BA	209	C	C6-N1-C2	7.41	123.26	120.30
1	CA	577	G	C8-N9-C4	7.41	109.36	106.40
23	DA	2013	A	C8-N9-C4	7.41	108.76	105.80
23	DA	2322	A	C4-C5-N7	-7.41	107.00	110.70
1	AA	1207	G	C5-C6-O6	-7.40	124.16	128.60
23	BA	1994	C	N3-C4-N4	-7.40	112.82	118.00
23	BA	2286	A	C4-C5-N7	7.40	114.40	110.70
23	DA	1698	A	C8-N9-C4	-7.40	102.84	105.80
23	DA	528	A	C6-N1-C2	7.40	123.04	118.60
23	DA	2700	C	C6-N1-C2	7.40	123.26	120.30
1	AA	53	A	N1-C2-N3	-7.40	125.60	129.30

Continued on next page...

Continued from previous page...

Mol	Chain	Res	Type	Atoms	Z	Observed(°)	Ideal(°)
23	DA	769	G	C8-N9-C4	7.40	109.36	106.40
4	AD	26	CYS	CA-CB-SG	7.40	127.31	114.00
23	DA	932	G	N3-C4-N9	-7.39	121.56	126.00
23	BA	463	G	N9-C4-C5	7.39	108.36	105.40
1	CA	972	C	C5-C6-N1	7.39	124.70	121.00
23	BA	1653	G	N3-C4-C5	-7.39	124.91	128.60
23	DA	516	C	C6-N1-C2	-7.39	117.34	120.30
23	DA	1325	G	C4-C5-N7	7.39	113.76	110.80
23	BA	760	G	N1-C6-O6	7.39	124.33	119.90
23	DA	1251	C	N3-C4-C5	-7.38	118.95	121.90
23	DA	2307	G	C8-N9-C4	-7.38	103.45	106.40
23	BA	1258	C	N3-C4-C5	7.38	124.85	121.90
23	BA	2335	A	C8-N9-C4	7.38	108.75	105.80
23	DA	847	U	N3-C2-O2	-7.38	117.04	122.20
1	CA	1063	C	C5-C6-N1	7.37	124.69	121.00
23	BA	2018	G	C8-N9-C4	-7.37	103.45	106.40
23	DA	1663	C	C2-N3-C4	-7.37	116.21	119.90
1	CA	946	A	C6-N1-C2	-7.37	114.18	118.60
23	DA	1776	G	N9-C4-C5	-7.37	102.45	105.40
23	BA	2785	C	C6-N1-C2	-7.36	117.36	120.30
1	CA	47	C	N3-C2-O2	7.36	127.05	121.90
23	BA	1301	A	C8-N9-C4	-7.36	102.86	105.80
23	BA	1558	A	C8-N9-C4	7.36	108.74	105.80
1	CA	1163	C	C5-C6-N1	7.35	124.68	121.00
23	DA	2077	A	C5-C6-N1	7.35	121.38	117.70
23	DA	665	C	N3-C4-C5	7.35	124.84	121.90
1	CA	1120	G	N3-C4-N9	-7.35	121.59	126.00
23	BA	2312	U	N3-C2-O2	-7.35	117.06	122.20
23	DA	787	U	C5-C4-O4	7.35	130.31	125.90
23	DA	936	C	C6-N1-C2	7.35	123.24	120.30
23	BA	1990	C	N1-C2-O2	-7.35	114.49	118.90
1	AA	970	C	N1-C2-O2	7.34	123.31	118.90
23	BA	1937	A	N1-C2-N3	7.34	132.97	129.30
23	DA	569	U	C5-C4-O4	-7.34	121.49	125.90
23	DA	2247	A	C2-N3-C4	-7.34	106.93	110.60
23	BA	362	U	C5-C4-O4	-7.34	121.50	125.90
23	BA	2041	U	C4-C5-C6	7.34	124.10	119.70
23	DA	2593	U	C5-C4-O4	7.33	130.30	125.90
1	CA	1446	U	C5-C4-O4	-7.33	121.50	125.90
23	DA	263	C	N1-C2-O2	7.33	123.30	118.90
23	DA	764	A	C6-N1-C2	7.33	123.00	118.60
23	DA	1974	C	C6-N1-C2	7.33	123.23	120.30

Continued on next page...

Continued from previous page...

Mol	Chain	Res	Type	Atoms	Z	Observed(°)	Ideal(°)
23	DA	2375	G	N7-C8-N9	-7.33	109.44	113.10
1	AA	991	U	C5-C6-N1	7.33	126.36	122.70
23	BA	2689	U	C5-C6-N1	-7.33	119.04	122.70
23	BA	1815	A	N1-C6-N6	-7.33	114.20	118.60
1	CA	1124	G	C5-C6-N1	-7.33	107.84	111.50
1	CA	1231	G	N3-C4-C5	-7.33	124.94	128.60
23	BA	265	A	C2-N3-C4	-7.32	106.94	110.60
1	AA	1258	G	C5-C6-O6	7.32	132.99	128.60
23	BA	1123	C	C6-N1-C2	7.32	123.23	120.30
23	DA	570	G	C8-N9-C4	7.32	109.33	106.40
23	BA	736	C	C5-C4-N4	-7.32	115.08	120.20
1	CA	460	G	N7-C8-N9	7.32	116.76	113.10
1	CA	1352	C	N3-C2-O2	-7.32	116.78	121.90
23	BA	211	A	C8-N9-C4	7.31	108.72	105.80
23	BA	673	C	C6-N1-C2	7.31	123.22	120.30
23	DA	1655	A	C8-N9-C4	7.31	108.72	105.80
1	CA	1442	G	C5-N7-C8	7.31	107.95	104.30
23	BA	124	G	C2-N3-C4	-7.31	108.25	111.90
23	BA	674	G	N1-C6-O6	7.30	124.28	119.90
23	BA	271(M)	G	N3-C4-C5	-7.30	124.95	128.60
23	DA	1405	U	C5-C6-N1	-7.30	119.05	122.70
1	AA	346	G	N1-C2-N2	-7.30	109.63	116.20
23	BA	777	A	C2-N3-C4	7.30	114.25	110.60
23	DA	2338	G	N1-C6-O6	7.29	124.28	119.90
23	BA	1819	A	N1-C6-N6	-7.29	114.23	118.60
23	BA	117	G	N1-C2-N2	-7.29	109.64	116.20
23	BA	2321	G	N9-C4-C5	7.28	108.31	105.40
23	BA	975	C	N3-C4-C5	-7.27	118.99	121.90
23	BA	1471	A	C8-N9-C4	-7.27	102.89	105.80
23	BA	1963	U	C2-N1-C1'	7.27	126.43	117.70
23	DA	2015	A	N1-C6-N6	-7.27	114.24	118.60
23	DA	679	C	C2-N3-C4	-7.27	116.27	119.90
23	BA	47	C	N3-C4-C5	7.26	124.81	121.90
23	BA	933	A	N7-C8-N9	7.26	117.43	113.80
23	DA	2070	G	C5-C6-N1	7.26	115.13	111.50
23	DA	2293	C	C6-N1-C2	7.26	123.20	120.30
23	BA	2840	C	N3-C4-C5	7.26	124.80	121.90
23	DA	2501	C	N3-C4-C5	7.26	124.80	121.90
23	DA	2571	C	N1-C2-O2	-7.26	114.54	118.90
23	BA	135	G	C8-N9-C4	7.26	109.30	106.40
23	BA	1204	A	C5-N7-C8	-7.26	100.27	103.90
23	BA	2296	U	C4-C5-C6	7.26	124.05	119.70

Continued on next page...

Continued from previous page...

Mol	Chain	Res	Type	Atoms	Z	Observed(°)	Ideal(°)
1	AA	79	G	C5-C6-O6	-7.25	124.25	128.60
1	AA	435	C	N1-C2-O2	7.25	123.25	118.90
23	DA	71	A	C8-N9-C4	-7.25	102.90	105.80
1	AA	930	C	C5-C6-N1	-7.25	117.38	121.00
1	AA	955	U	C5-C6-N1	7.25	126.33	122.70
1	AA	1258	G	C6-N1-C2	7.25	129.45	125.10
1	CA	1124	G	N1-C2-N2	-7.25	109.67	116.20
23	DA	308	G	C8-N9-C4	-7.25	103.50	106.40
23	BA	102	G	C4-N9-C1'	7.25	135.92	126.50
23	BA	745	G	C6-N1-C2	-7.25	120.75	125.10
23	DA	141	A	C4-C5-N7	7.24	114.32	110.70
23	BA	1367	A	C8-N9-C4	7.24	108.70	105.80
1	AA	1059	C	C6-N1-C2	-7.24	117.41	120.30
23	BA	1359	A	N9-C4-C5	7.24	108.69	105.80
1	CA	299	G	N3-C4-C5	7.24	132.22	128.60
24	BB	104	U	C2-N3-C4	-7.24	122.66	127.00
23	DA	1815	A	N1-C6-N6	-7.24	114.26	118.60
23	BA	765	G	N1-C6-O6	7.24	124.24	119.90
23	BA	1334	G	C8-N9-C4	-7.24	103.51	106.40
1	CA	1126	U	N1-C2-O2	7.24	127.86	122.80
1	CA	1502	A	N1-C6-N6	7.24	122.94	118.60
23	DA	271(J)	C	C6-N1-C2	7.24	123.19	120.30
1	AA	1033	G	N3-C4-N9	7.23	130.34	126.00
23	BA	2206	G	C8-N9-C1'	7.23	136.40	127.00
23	DA	1391	U	N1-C2-O2	7.23	127.86	122.80
23	DA	2144	U	C5-C6-N1	7.23	126.32	122.70
23	DA	265	A	N7-C8-N9	7.23	117.42	113.80
23	BA	570	G	C4-C5-N7	7.23	113.69	110.80
23	DA	1654	A	N1-C6-N6	-7.23	114.26	118.60
23	DA	657	U	C5-C6-N1	-7.23	119.09	122.70
23	DA	1779	U	N3-C4-C5	7.23	118.94	114.60
23	DA	2277	G	C4-C5-N7	-7.23	107.91	110.80
23	BA	1555	G	N1-C6-O6	7.22	124.23	119.90
1	CA	1502	A	C2-N3-C4	-7.22	106.99	110.60
23	DA	760	G	C4-C5-N7	7.22	113.69	110.80
23	BA	2361	A	N1-C6-N6	7.22	122.93	118.60
23	DA	265	A	C8-N9-C4	-7.22	102.91	105.80
1	AA	28	G	N1-C6-O6	7.21	124.23	119.90
1	AA	345	C	C6-N1-C2	7.21	123.19	120.30
23	BA	2015	A	N9-C4-C5	7.21	108.69	105.80
1	CA	936	C	C5-C4-N4	-7.21	115.15	120.20
1	AA	1174	G	N7-C8-N9	-7.21	109.50	113.10

Continued on next page...

Continued from previous page...

Mol	Chain	Res	Type	Atoms	Z	Observed(°)	Ideal(°)
23	BA	446	G	N1-C6-O6	7.21	124.22	119.90
23	DA	2821	A	N9-C4-C5	-7.21	102.92	105.80
23	BA	1189	A	N1-C6-N6	7.20	122.92	118.60
23	DA	1698	A	C2-N3-C4	-7.20	107.00	110.60
23	BA	207	A	N3-C4-C5	7.20	131.84	126.80
23	BA	733	G	C5-N7-C8	7.20	107.90	104.30
23	BA	747	U	C5-C4-O4	-7.20	121.58	125.90
23	DA	2878	U	N1-C2-O2	7.19	127.83	122.80
23	BA	2017	U	N3-C2-O2	-7.19	117.17	122.20
23	DA	1142(A)	A	N3-C4-N9	-7.19	121.65	127.40
23	DA	912	C	C6-N1-C2	-7.19	117.43	120.30
23	DA	2598	A	N1-C6-N6	7.19	122.91	118.60
23	DA	1790	C	N1-C2-O2	-7.18	114.59	118.90
23	BA	1992	G	N1-C6-O6	-7.18	115.59	119.90
23	DA	1049	C	C2-N1-C1'	7.18	126.70	118.80
23	DA	2318	G	C8-N9-C4	-7.18	103.53	106.40
23	BA	777	A	C4-C5-N7	-7.18	107.11	110.70
23	BA	2028	U	C6-N1-C2	7.18	125.31	121.00
1	CA	1124	G	C6-N1-C2	7.18	129.41	125.10
23	DA	583	G	N1-C6-O6	7.18	124.21	119.90
23	DA	1698	A	C6-C5-N7	-7.17	127.28	132.30
1	AA	1059	C	C5-C4-N4	7.17	125.22	120.20
23	DA	735	A	N7-C8-N9	-7.17	110.22	113.80
23	DA	2803	C	C5-C6-N1	7.17	124.58	121.00
23	BA	2251	G	N3-C4-C5	-7.17	125.02	128.60
23	DA	2162	G	C2-N3-C4	7.16	115.48	111.90
23	BA	2312	U	N1-C2-O2	7.16	127.81	122.80
23	BA	2316	C	C6-N1-C2	-7.16	117.44	120.30
1	CA	21	G	N1-C6-O6	-7.16	115.61	119.90
23	BA	2041	U	C5-C6-N1	-7.15	119.12	122.70
44	B0	20	ARG	NE-CZ-NH1	-7.15	116.72	120.30
1	AA	1100	C	C6-N1-C2	7.15	123.16	120.30
23	BA	330	A	C5-N7-C8	-7.15	100.33	103.90
23	BA	570	G	C5-C6-O6	-7.15	124.31	128.60
23	BA	2182	G	N3-C4-N9	-7.15	121.71	126.00
1	CA	1149	C	C2-N3-C4	7.15	123.47	119.90
23	BA	652(E)	G	C6-N1-C2	7.14	129.39	125.10
1	AA	1297	C	C5-C6-N1	7.14	124.57	121.00
23	BA	575	A	N1-C2-N3	7.14	132.87	129.30
23	DA	280	C	C6-N1-C2	-7.14	117.44	120.30
23	BA	500	G	C4-C5-N7	-7.14	107.94	110.80
23	BA	2335	A	C6-N1-C2	-7.14	114.32	118.60

Continued on next page...

Continued from previous page...

Mol	Chain	Res	Type	Atoms	Z	Observed(°)	Ideal(°)
1	CA	91	C	C5-C6-N1	7.14	124.57	121.00
1	CA	1029	C	C5-C4-N4	7.14	125.20	120.20
23	DA	679	C	N1-C2-O2	-7.14	114.62	118.90
1	CA	1284	C	C6-N1-C2	-7.14	117.45	120.30
23	BA	675	A	N9-C4-C5	-7.13	102.95	105.80
23	BA	1189	A	C5-N7-C8	-7.13	100.33	103.90
1	CA	1502	A	N1-C2-N3	7.13	132.87	129.30
23	BA	2020	A	C8-N9-C4	7.13	108.65	105.80
23	DA	751	A	N7-C8-N9	-7.12	110.24	113.80
23	BA	1610	A	N1-C6-N6	7.12	122.87	118.60
23	DA	123	G	N7-C8-N9	-7.12	109.54	113.10
23	BA	676	A	C6-N1-C2	7.12	122.87	118.60
23	BA	386	G	N7-C8-N9	7.12	116.66	113.10
23	BA	1107	G	N3-C4-C5	-7.12	125.04	128.60
23	DA	1807	G	C5-C6-O6	-7.12	124.33	128.60
1	AA	1029	C	C2-N1-C1'	-7.11	110.97	118.80
1	AA	1198	G	N1-C6-O6	-7.11	115.63	119.90
23	BA	910	A	N9-C4-C5	-7.11	102.95	105.80
1	CA	27	G	N1-C6-O6	7.11	124.17	119.90
1	CA	839	U	C2-N1-C1'	7.11	126.24	117.70
1	CA	991	U	N1-C2-O2	7.11	127.78	122.80
1	CA	1024	G	C4-C5-N7	7.11	113.64	110.80
1	CA	909	A	N1-C6-N6	7.11	122.87	118.60
23	DA	1558	A	C2-N3-C4	-7.11	107.04	110.60
23	DA	2315	G	C8-N9-C4	7.11	109.24	106.40
23	BA	1992	G	N3-C4-C5	-7.11	125.05	128.60
1	AA	1442(B)	A	C8-N9-C4	-7.11	102.96	105.80
23	DA	530	G	C5-C6-N1	7.11	115.05	111.50
23	BA	1790	C	N1-C2-O2	-7.11	114.64	118.90
23	BA	2761	G	C8-N9-C4	-7.10	103.56	106.40
1	CA	529	G	C6-C5-N7	-7.10	126.14	130.40
23	BA	691	C	N3-C4-C5	7.10	124.74	121.90
36	DS	96	GLY	N-CA-C	-7.10	95.35	113.10
23	BA	1604	C	N3-C2-O2	7.10	126.87	121.90
1	CA	936	C	C6-N1-C1'	-7.10	112.28	120.80
23	BA	1180	C	C6-N1-C2	7.10	123.14	120.30
1	AA	444	C	C6-N1-C2	7.10	123.14	120.30
23	BA	702	G	C2-N3-C4	-7.10	108.35	111.90
23	BA	1045	A	C2-N3-C4	7.09	114.15	110.60
23	BA	2755	C	C5-C6-N1	7.09	124.55	121.00
23	BA	536	A	C8-N9-C4	7.09	108.64	105.80
1	CA	940	C	C5-C6-N1	7.09	124.54	121.00

Continued on next page...

Continued from previous page...

Mol	Chain	Res	Type	Atoms	Z	Observed(°)	Ideal(°)
1	CA	681	C	C6-N1-C2	7.09	123.13	120.30
23	BA	1951	U	N3-C4-C5	-7.08	110.35	114.60
23	DA	94	C	C2-N1-C1'	7.08	126.59	118.80
23	BA	595	C	N3-C4-N4	7.08	122.96	118.00
23	DA	2312	U	C6-N1-C2	-7.08	116.75	121.00
23	BA	2251	G	N9-C4-C5	7.08	108.23	105.40
23	DA	676	A	N3-C4-N9	-7.08	121.74	127.40
23	DA	2791	C	C2-N1-C1'	7.08	126.58	118.80
23	BA	1681	G	C4-C5-N7	7.07	113.63	110.80
23	DA	535	C	N1-C2-O2	-7.07	114.66	118.90
24	BB	89	G	C5-C6-O6	-7.07	124.36	128.60
23	DA	729	G	N3-C2-N2	-7.07	114.95	119.90
23	DA	2251	G	C8-N9-C4	-7.07	103.57	106.40
23	DA	2361	A	N1-C6-N6	7.07	122.84	118.60
23	BA	2319	G	N7-C8-N9	7.06	116.63	113.10
23	DA	330	A	C4-C5-N7	7.06	114.23	110.70
23	DA	1325	G	C5-C6-O6	-7.06	124.36	128.60
1	CA	460	G	C8-N9-C4	-7.06	103.58	106.40
1	CA	942	G	C5-C6-O6	7.06	132.84	128.60
23	BA	1698	A	N1-C2-N3	7.06	132.83	129.30
23	DA	2437	U	C5-C4-O4	7.06	130.13	125.90
23	BA	90	U	N3-C4-O4	7.06	124.34	119.40
24	DB	6	C	C6-N1-C2	7.05	123.12	120.30
23	DA	774	A	C8-N9-C4	-7.05	102.98	105.80
1	CA	163	C	N3-C4-C5	-7.05	119.08	121.90
23	BA	2503	A	N1-C2-N3	-7.05	125.78	129.30
23	DA	728	G	N9-C4-C5	-7.05	102.58	105.40
23	DA	791	C	C5-C6-N1	-7.04	117.48	121.00
23	BA	1745	C	N1-C2-O2	-7.04	114.67	118.90
1	CA	442	C	C6-N1-C2	-7.04	117.48	120.30
23	BA	1989	G	N1-C6-O6	7.04	124.12	119.90
23	DA	893	C	N1-C2-O2	7.04	123.12	118.90
23	BA	821	A	C8-N9-C4	-7.03	102.99	105.80
23	BA	1243	G	C4-C5-N7	7.03	113.61	110.80
23	BA	2609	U	N1-C2-O2	-7.03	117.88	122.80
1	AA	266	G	C8-N9-C4	7.03	109.21	106.40
23	BA	148	C	C2-N3-C4	-7.03	116.39	119.90
23	BA	1229	G	N1-C6-O6	7.03	124.12	119.90
1	CA	1230	C	C5-C6-N1	7.03	124.51	121.00
23	DA	1566	A	N1-C6-N6	7.03	122.82	118.60
23	BA	1776	G	C8-N9-C4	7.03	109.21	106.40
23	BA	884	C	C6-N1-C2	-7.02	117.49	120.30

Continued on next page...

Continued from previous page...

Mol	Chain	Res	Type	Atoms	Z	Observed(°)	Ideal(°)
23	BA	1940	U	N3-C4-O4	7.02	124.32	119.40
1	CA	1330	U	N1-C2-O2	7.02	127.72	122.80
23	BA	1835	G	C8-N9-C4	-7.02	103.59	106.40
23	BA	1249	U	N1-C2-O2	-7.02	117.89	122.80
1	CA	1045	C	C2-N3-C4	7.02	123.41	119.90
23	BA	141	A	C2-N3-C4	-7.02	107.09	110.60
23	BA	271(A)	A	C8-N9-C4	7.02	108.61	105.80
1	CA	936	C	N1-C2-O2	7.02	123.11	118.90
23	DA	1372	U	N3-C2-O2	-7.02	117.29	122.20
23	BA	1358	G	N1-C6-O6	-7.02	115.69	119.90
23	DA	587	C	N3-C4-C5	-7.02	119.09	121.90
23	BA	1784	A	C8-N9-C4	7.02	108.61	105.80
23	BA	2073	C	C5-C6-N1	-7.01	117.49	121.00
23	BA	673	C	N3-C4-C5	7.01	124.70	121.90
1	AA	1162	C	C6-N1-C2	7.01	123.10	120.30
23	BA	2351	G	C8-N9-C1'	-7.01	117.89	127.00
23	BA	2100	G	N3-C4-C5	-7.01	125.10	128.60
23	BA	2307	G	C8-N9-C4	-7.01	103.60	106.40
1	CA	1321	C	N3-C4-C5	-7.01	119.10	121.90
23	DA	1762	A	C2-N3-C4	7.00	114.10	110.60
23	DA	2324	C	C6-N1-C2	7.00	123.10	120.30
1	AA	1165	C	C6-N1-C2	-7.00	117.50	120.30
1	CA	1177	G	N7-C8-N9	7.00	116.60	113.10
23	DA	41	C	C5-C6-N1	-7.00	117.50	121.00
23	DA	154(A)	C	N3-C4-N4	-7.00	113.10	118.00
23	DA	2182	G	C8-N9-C1'	7.00	136.10	127.00
23	BA	729	G	C8-N9-C4	-7.00	103.60	106.40
23	BA	1343	G	C5-N7-C8	-7.00	100.80	104.30
1	CA	52	G	N1-C6-O6	-7.00	115.70	119.90
23	DA	1653	G	N3-C4-C5	-7.00	125.10	128.60
23	BA	102	G	N7-C8-N9	7.00	116.60	113.10
23	BA	729	G	N7-C8-N9	7.00	116.60	113.10
23	DA	2353	G	C8-N9-C4	6.99	109.20	106.40
1	AA	1074	G	C5-C6-O6	-6.99	124.41	128.60
23	BA	362	U	C2-N3-C4	-6.99	122.81	127.00
23	BA	1558	A	C2-N3-C4	-6.99	107.11	110.60
1	CA	117	G	C6-C5-N7	-6.99	126.21	130.40
1	CA	997	U	C2-N3-C4	6.99	131.19	127.00
23	DA	1612	C	C6-N1-C2	6.99	123.10	120.30
1	AA	21	G	N1-C6-O6	-6.99	115.71	119.90
23	BA	1250	G	N1-C6-O6	6.99	124.09	119.90
23	BA	804	A	N7-C8-N9	-6.99	110.31	113.80

Continued on next page...

Continued from previous page...

Mol	Chain	Res	Type	Atoms	Z	Observed(°)	Ideal(°)
23	BA	391	G	C6-C5-N7	-6.99	126.21	130.40
1	AA	1442	G	C8-N9-C1'	-6.98	117.92	127.00
23	DA	1142(A)	A	C5-N7-C8	-6.98	100.41	103.90
1	AA	77	G	N9-C4-C5	-6.98	102.61	105.40
23	BA	425	G	N3-C4-C5	-6.98	125.11	128.60
23	BA	1776	G	N9-C4-C5	-6.98	102.61	105.40
1	CA	1350	A	C8-N9-C4	-6.98	103.01	105.80
23	DA	2250	G	C5-C6-O6	6.98	132.79	128.60
23	BA	1698	A	N7-C8-N9	6.98	117.29	113.80
23	BA	1628	G	C8-N9-C4	-6.98	103.61	106.40
23	BA	1625	C	N3-C4-C5	6.98	124.69	121.90
23	BA	1315	C	C6-N1-C2	-6.98	117.51	120.30
23	BA	1643	G	N1-C6-O6	-6.97	115.72	119.90
23	DA	2360	A	C8-N9-C4	6.97	108.59	105.80
23	BA	767	U	N3-C2-O2	-6.97	117.32	122.20
23	DA	2087	G	N9-C4-C5	-6.97	102.61	105.40
1	CA	1502	A	N7-C8-N9	6.97	117.28	113.80
23	BA	2191	G	C5-C6-O6	-6.96	124.42	128.60
23	BA	2579	C	C4-C5-C6	6.96	120.88	117.40
23	DA	2525	G	N9-C4-C5	-6.96	102.61	105.40
23	BA	1184	G	N3-C2-N2	-6.96	115.03	119.90
23	BA	1145	C	C6-N1-C2	-6.96	117.52	120.30
23	DA	102	G	C4-N9-C1'	6.96	135.55	126.50
23	BA	940	G	N1-C6-O6	6.96	124.07	119.90
1	CA	357	G	C6-N1-C2	-6.96	120.93	125.10
23	DA	2182	G	C6-C5-N7	6.96	134.57	130.40
23	DA	2420	C	C5-C4-N4	-6.96	115.33	120.20
1	AA	839	U	C2-N1-C1'	6.95	126.04	117.70
23	BA	71	A	N3-C4-N9	-6.95	121.84	127.40
23	DA	1989	G	N1-C6-O6	6.95	124.07	119.90
23	BA	33	U	C2-N1-C1'	-6.95	109.36	117.70
23	DA	2087	G	N1-C6-O6	6.95	124.07	119.90
23	BA	690	G	C5-C6-N1	6.95	114.97	111.50
23	BA	1757	U	C5-C4-O4	-6.95	121.73	125.90
1	CA	1153	C	C2-N1-C1'	-6.95	111.15	118.80
23	BA	793	A	C5-N7-C8	-6.95	100.43	103.90
23	BA	975	C	C5-C4-N4	6.95	125.06	120.20
1	AA	372	C	N1-C2-O2	6.95	123.07	118.90
1	AA	1120	G	N9-C4-C5	-6.94	102.62	105.40
1	AA	1198	G	C8-N9-C4	-6.94	103.62	106.40
1	AA	998	G	C5-C6-O6	6.94	132.76	128.60
23	BA	1313	U	C2-N1-C1'	6.94	126.03	117.70

Continued on next page...

Continued from previous page...

Mol	Chain	Res	Type	Atoms	Z	Observed(°)	Ideal(°)
23	BA	2346	A	C6-N1-C2	-6.94	114.43	118.60
23	BA	1340	U	C5-C6-N1	-6.94	119.23	122.70
23	BA	2837	G	C5-C6-O6	-6.94	124.44	128.60
23	DA	750	A	N1-C2-N3	6.94	132.77	129.30
1	AA	171	A	C8-N9-C4	-6.94	103.03	105.80
1	AA	1150	U	C5-C4-O4	6.94	130.06	125.90
23	BA	1006	C	C5-C4-N4	6.93	125.05	120.20
23	BA	575	A	C2-N3-C4	-6.93	107.13	110.60
23	DA	2146	C	N1-C2-O2	6.93	123.06	118.90
1	CA	1241	G	N7-C8-N9	6.93	116.56	113.10
23	DA	731	C	C6-N1-C2	6.92	123.07	120.30
23	DA	2476	A	C8-N9-C4	-6.92	103.03	105.80
1	CA	1457	G	C5-C6-N1	6.92	114.96	111.50
23	DA	1755	A	N1-C6-N6	-6.92	114.45	118.60
1	AA	317	G	N1-C6-O6	6.92	124.05	119.90
24	BB	102	A	N1-C6-N6	-6.92	114.45	118.60
23	DA	2277	G	C6-C5-N7	6.92	134.55	130.40
1	AA	1263	C	N1-C2-O2	6.92	123.05	118.90
23	BA	751	A	C8-N9-C4	6.92	108.57	105.80
23	BA	1210	A	C4-C5-C6	6.92	120.46	117.00
23	BA	2803	C	C6-N1-C2	-6.92	117.53	120.30
1	CA	713	G	N1-C6-O6	-6.92	115.75	119.90
23	DA	2221	G	N1-C6-O6	6.92	124.05	119.90
23	BA	1939	U	N3-C4-C5	6.92	118.75	114.60
1	AA	355	C	N1-C2-O2	-6.91	114.75	118.90
23	BA	2689	U	N1-C2-N3	6.91	119.05	114.90
23	BA	2728	U	C5-C6-N1	-6.91	119.25	122.70
1	CA	721	G	N1-C6-O6	6.91	124.05	119.90
23	BA	934	G	C8-N9-C4	6.91	109.16	106.40
23	BA	2182	G	C5-C6-O6	6.91	132.74	128.60
23	DA	652(T)	C	C2-N3-C4	6.91	123.35	119.90
23	DA	1372	U	N1-C2-O2	6.91	127.63	122.80
23	DA	2680	C	C5-C6-N1	-6.91	117.55	121.00
23	DA	122	G	C6-C5-N7	-6.90	126.26	130.40
23	DA	1490	A	N1-C2-N3	-6.90	125.85	129.30
23	BA	188	G	C6-C5-N7	-6.90	126.26	130.40
1	AA	1217	C	C6-N1-C2	6.90	123.06	120.30
23	BA	645	C	C2-N1-C1'	6.90	126.39	118.80
23	DA	679	C	C6-N1-C2	6.90	123.06	120.30
1	AA	731	G	C8-N9-C4	-6.90	103.64	106.40
23	DA	198	C	C2-N3-C4	-6.90	116.45	119.90
1	CA	1237	C	C6-N1-C2	-6.89	117.54	120.30

Continued on next page...

Continued from previous page...

Mol	Chain	Res	Type	Atoms	Z	Observed(°)	Ideal(°)
1	AA	1263	C	C6-N1-C2	-6.89	117.55	120.30
23	BA	2036	C	C5-C6-N1	6.89	124.44	121.00
24	DB	61	G	N1-C6-O6	6.88	124.03	119.90
23	DA	679	C	N3-C4-C5	6.88	124.65	121.90
23	DA	1800	C	C2-N3-C4	-6.88	116.46	119.90
23	DA	2323	G	C8-N9-C4	6.88	109.15	106.40
23	DA	2724	C	C6-N1-C2	6.88	123.05	120.30
1	AA	1312	G	N3-C4-N9	6.88	130.13	126.00
23	DA	2782	G	N1-C6-O6	6.88	124.03	119.90
23	DA	409	C	C6-N1-C2	6.88	123.05	120.30
23	DA	1252	G	N7-C8-N9	-6.88	109.66	113.10
1	AA	1198	G	C5-C6-O6	6.88	132.72	128.60
23	BA	803	U	C5-C6-N1	-6.88	119.26	122.70
23	DA	1123	C	C5-C6-N1	-6.88	117.56	121.00
23	BA	530	G	N3-C2-N2	-6.87	115.09	119.90
23	DA	1645	G	C4-C5-N7	-6.87	108.05	110.80
1	AA	925	G	C5-C6-O6	-6.87	124.48	128.60
1	AA	1244	C	C6-N1-C2	-6.87	117.55	120.30
23	BA	2471	C	N1-C2-O2	6.87	123.02	118.90
23	BA	2723	C	C2-N3-C4	-6.87	116.46	119.90
23	DA	1698	A	N1-C2-N3	6.87	132.74	129.30
23	DA	1795	C	N3-C4-C5	6.87	124.65	121.90
23	BA	196	A	C4-C5-N7	6.87	114.13	110.70
23	BA	475	U	N3-C4-C5	-6.87	110.48	114.60
1	CA	1442(A)	G	C4-C5-C6	6.87	122.92	118.80
23	DA	736	C	N3-C2-O2	6.87	126.71	121.90
23	DA	769	G	N7-C8-N9	-6.87	109.67	113.10
23	DA	2689	U	C5-C6-N1	-6.87	119.27	122.70
23	BA	1269	A	N9-C4-C5	-6.87	103.05	105.80
1	CA	1044	A	C6-N1-C2	6.87	122.72	118.60
23	DA	988	A	C5-C6-N6	-6.87	118.21	123.70
23	BA	807	U	C5-C4-O4	-6.87	121.78	125.90
23	BA	1207	C	C6-N1-C2	6.87	123.05	120.30
23	BA	2011	U	N3-C2-O2	6.87	127.00	122.20
1	CA	1160	G	N9-C4-C5	-6.87	102.65	105.40
23	DA	928	G	N7-C8-N9	6.86	116.53	113.10
23	BA	910	A	N1-C6-N6	6.86	122.72	118.60
1	CA	1017	G	N1-C6-O6	-6.86	115.78	119.90
23	BA	2371	G	C4-C5-N7	6.86	113.54	110.80
1	AA	226	G	C8-N9-C4	6.86	109.14	106.40
23	DA	2322	A	N1-C2-N3	6.86	132.73	129.30
1	AA	1225	A	N1-C2-N3	-6.85	125.87	129.30

Continued on next page...

Continued from previous page...

Mol	Chain	Res	Type	Atoms	Z	Observed(°)	Ideal(°)
23	BA	1710	C	C6-N1-C2	6.85	123.04	120.30
1	AA	1263	C	C2-N1-C1'	6.85	126.34	118.80
23	DA	2835	A	N1-C6-N6	-6.85	114.49	118.60
30	DI	106	GLY	N-CA-C	6.84	130.21	113.10
1	AA	946	A	N1-C6-N6	6.84	122.71	118.60
23	DA	271(J)	C	N3-C4-C5	6.84	124.64	121.90
23	BA	988	A	N9-C4-C5	-6.84	103.06	105.80
23	BA	1041	C	C6-N1-C2	-6.84	117.56	120.30
23	BA	1210	A	C2-N3-C4	-6.84	107.18	110.60
23	DA	1403	C	C2-N1-C1'	-6.84	111.28	118.80
24	BB	37	C	N3-C4-C5	-6.83	119.17	121.90
23	DA	2375	G	N3-C4-C5	6.83	132.02	128.60
23	DA	2791	C	C5-C6-N1	6.83	124.42	121.00
23	BA	547	A	C2-N3-C4	6.83	114.02	110.60
23	BA	2059	A	N7-C8-N9	-6.83	110.38	113.80
23	DA	1791	A	N1-C6-N6	6.83	122.70	118.60
23	DA	2107	C	N3-C4-C5	-6.83	119.17	121.90
23	DA	2497	A	N1-C6-N6	6.83	122.70	118.60
1	CA	691	G	N1-C6-O6	6.83	124.00	119.90
1	CA	1266	G	N3-C4-C5	-6.83	125.19	128.60
1	CA	921	U	C2-N3-C4	6.83	131.10	127.00
23	DA	147	U	C5-C6-N1	-6.83	119.29	122.70
23	BA	207	A	C5-N7-C8	-6.83	100.49	103.90
23	BA	1243	G	C6-C5-N7	-6.83	126.30	130.40
1	CA	1081	G	C8-N9-C4	6.83	109.13	106.40
23	DA	2744	G	N1-C6-O6	6.83	124.00	119.90
23	DA	2286	A	N1-C2-N3	6.82	132.71	129.30
1	AA	359	U	N3-C2-O2	6.82	126.97	122.20
23	BA	512	G	N1-C6-O6	-6.82	115.81	119.90
1	AA	52	G	C5-C6-N1	-6.82	108.09	111.50
23	BA	2705	A	C8-N9-C4	6.81	108.53	105.80
1	CA	365	U	C5-C6-N1	-6.81	119.29	122.70
23	BA	2442	C	C2-N3-C4	-6.81	116.49	119.90
1	CA	1443	G	N9-C4-C5	-6.81	102.67	105.40
23	DA	1829	A	C8-N9-C4	6.81	108.53	105.80
23	BA	2397	G	C8-N9-C4	-6.81	103.67	106.40
1	AA	93	G	C8-N9-C4	6.81	109.12	106.40
1	CA	1114	C	N1-C2-O2	6.81	122.99	118.90
1	CA	1357	A	N7-C8-N9	6.81	117.20	113.80
23	BA	1021	A	N3-C4-C5	6.81	131.56	126.80
23	BA	2582	G	N1-C6-O6	-6.81	115.81	119.90
24	BB	27	C	C6-N1-C2	-6.81	117.58	120.30

Continued on next page...

Continued from previous page...

Mol	Chain	Res	Type	Atoms	Z	Observed(°)	Ideal(°)
1	CA	940	C	N1-C2-O2	6.81	122.98	118.90
23	DA	1949	G	C8-N9-C4	6.81	109.12	106.40
23	DA	2321	G	C8-N9-C4	-6.81	103.68	106.40
23	DA	2323	G	N3-C4-C5	6.80	132.00	128.60
1	AA	1229	A	C8-N9-C4	-6.80	103.08	105.80
23	BA	213	A	N1-C6-N6	6.80	122.68	118.60
23	BA	678	C	N3-C4-C5	6.80	124.62	121.90
23	BA	1758	G	N1-C6-O6	6.80	123.98	119.90
23	DA	2189	U	N1-C2-O2	6.80	127.56	122.80
23	BA	578	A	N9-C4-C5	6.80	108.52	105.80
23	BA	1210	A	C4-C5-N7	6.80	114.10	110.70
23	BA	1605	C	N3-C2-O2	-6.80	117.14	121.90
1	CA	1108	G	N3-C4-C5	-6.80	125.20	128.60
23	DA	645	C	C2-N1-C1'	6.80	126.28	118.80
23	BA	2363	C	C6-N1-C2	6.80	123.02	120.30
1	CA	1030(B)	C	C5-C6-N1	6.80	124.40	121.00
1	CA	1231	G	C5-C6-N1	6.80	114.90	111.50
23	DA	1827	C	N3-C4-N4	-6.79	113.24	118.00
23	DA	2782	G	C4-C5-N7	6.79	113.52	110.80
23	DA	253	C	N3-C4-C5	-6.79	119.18	121.90
23	BA	446	G	N3-C4-N9	6.79	130.07	126.00
23	BA	2571	C	N1-C2-O2	-6.79	114.83	118.90
23	DA	2074	U	C5-C6-N1	6.79	126.09	122.70
23	DA	2312	U	N3-C2-O2	-6.79	117.45	122.20
23	BA	744	G	C5-C6-N1	-6.79	108.11	111.50
1	CA	1024	G	N1-C6-O6	6.79	123.97	119.90
23	DA	647	G	C8-N9-C4	-6.79	103.69	106.40
23	BA	1405	U	N3-C4-O4	-6.79	114.65	119.40
23	BA	2821	A	N1-C6-N6	6.79	122.67	118.60
23	DA	1304	C	C6-N1-C2	6.79	123.01	120.30
23	DA	840	C	C6-N1-C2	6.78	123.01	120.30
23	BA	786	C	C5-C6-N1	-6.78	117.61	121.00
23	BA	2897	U	C2-N1-C1'	6.78	125.84	117.70
23	BA	1047	G	N3-C4-C5	-6.78	125.21	128.60
23	BA	885	C	C2-N1-C1'	6.78	126.25	118.80
1	CA	776	G	C5-C6-N1	-6.78	108.11	111.50
1	CA	1370	G	N3-C2-N2	-6.78	115.16	119.90
1	AA	913	A	N1-C6-N6	-6.77	114.54	118.60
1	AA	972	C	C6-N1-C2	-6.77	117.59	120.30
23	DA	389	G	C8-N9-C1'	-6.77	118.19	127.00
23	DA	1567	A	C2-N3-C4	-6.77	107.21	110.60
23	BA	458	G	N9-C4-C5	6.77	108.11	105.40

Continued on next page...

Continued from previous page...

Mol	Chain	Res	Type	Atoms	Z	Observed(°)	Ideal(°)
23	BA	2351	G	C4-N9-C1'	6.77	135.30	126.50
23	DA	1992	G	N1-C6-O6	-6.77	115.84	119.90
23	DA	2179	C	N1-C2-O2	6.77	122.96	118.90
23	DA	2289	G	C8-N9-C4	6.77	109.11	106.40
23	DA	2699	C	C6-N1-C2	6.77	123.01	120.30
23	DA	195	A	N1-C6-N6	6.77	122.66	118.60
1	AA	945	G	N9-C4-C5	-6.76	102.69	105.40
23	BA	1204	A	N3-C4-C5	6.76	131.53	126.80
1	CA	150	C	C5-C6-N1	6.76	124.38	121.00
23	BA	1021	A	N1-C6-N6	6.76	122.66	118.60
23	DA	2618	G	C4-C5-N7	-6.76	108.09	110.80
23	BA	530	G	N3-C4-N9	-6.76	121.94	126.00
1	CA	1235	U	C5-C4-O4	-6.76	121.84	125.90
23	BA	188	G	C5-C6-N1	-6.76	108.12	111.50
1	CA	34	C	C6-N1-C2	6.76	123.00	120.30
23	DA	141	A	N1-C6-N6	6.76	122.65	118.60
23	DA	205	G	C4-C5-N7	6.76	113.50	110.80
23	DA	2031	A	N1-C6-N6	6.76	122.65	118.60
23	DA	2238	G	N3-C4-C5	-6.76	125.22	128.60
1	AA	1377	A	N1-C2-N3	6.75	132.68	129.30
23	DA	132	G	N1-C6-O6	6.75	123.95	119.90
23	DA	2725	A	C2-N3-C4	-6.75	107.22	110.60
23	BA	2321	G	C8-N9-C4	-6.75	103.70	106.40
1	AA	1184	G	N3-C4-C5	-6.75	125.22	128.60
23	BA	2041	U	C2-N3-C4	-6.75	122.95	127.00
23	BA	2571	C	N1-C2-N3	6.75	123.92	119.20
1	CA	818	G	N9-C4-C5	6.75	108.10	105.40
23	DA	2335	A	C8-N9-C4	6.75	108.50	105.80
1	AA	939	G	C8-N9-C4	6.74	109.10	106.40
23	BA	1674	G	C5-C6-O6	-6.74	124.55	128.60
23	BA	1698	A	C4-C5-N7	6.74	114.07	110.70
23	BA	785	G	N3-C2-N2	-6.74	115.18	119.90
1	CA	1325	C	C2-N3-C4	6.74	123.27	119.90
23	DA	1277	G	C2-N3-C4	-6.74	108.53	111.90
1	AA	1309	G	N1-C2-N2	6.74	122.27	116.20
23	BA	1790	C	C2-N3-C4	-6.73	116.53	119.90
23	BA	1983	C	N1-C2-O2	-6.73	114.86	118.90
23	DA	417	C	C6-N1-C2	6.73	122.99	120.30
23	DA	2226	C	C6-N1-C2	6.73	122.99	120.30
23	DA	197	A	C5-C6-N1	6.73	121.06	117.70
23	BA	1283	G	N1-C6-O6	-6.73	115.86	119.90
23	DA	2411	A	C8-N9-C4	6.73	108.49	105.80

Continued on next page...

Continued from previous page...

Mol	Chain	Res	Type	Atoms	Z	Observed(°)	Ideal(°)
23	DA	924	C	N3-C4-C5	6.73	124.59	121.90
1	AA	1371	G	N3-C4-N9	6.72	130.03	126.00
1	AA	934	C	C5-C6-N1	6.72	124.36	121.00
23	DA	426	C	C6-N1-C2	6.72	122.99	120.30
1	AA	1015	A	N1-C6-N6	6.72	122.63	118.60
23	BA	258	G	N1-C2-N2	-6.72	110.15	116.20
23	DA	2515	C	C2-N3-C4	-6.72	116.54	119.90
1	AA	54	C	N1-C2-O2	-6.72	114.87	118.90
23	DA	680	G	C2-N3-C4	-6.72	108.54	111.90
23	DA	2304	G	C8-N9-C1'	6.72	135.74	127.00
23	BA	2321	G	N1-C2-N2	6.72	122.25	116.20
1	AA	1273	G	C8-N9-C4	-6.72	103.71	106.40
23	BA	525	U	C6-N1-C2	-6.72	116.97	121.00
23	BA	2020	A	N7-C8-N9	-6.72	110.44	113.80
23	DA	1612	C	C5-C4-N4	-6.71	115.50	120.20
23	DA	1611	C	C6-N1-C2	6.71	122.98	120.30
23	DA	2464	C	C6-N1-C1'	-6.71	112.74	120.80
1	AA	806	C	N3-C4-C5	6.71	124.58	121.90
1	AA	836	G	C5-C6-O6	-6.71	124.57	128.60
23	DA	2028	U	C4-C5-C6	-6.71	115.67	119.70
1	AA	1023	G	C6-N1-C2	6.71	129.12	125.10
23	DA	1256	G	N3-C2-N2	-6.71	115.20	119.90
1	CA	1158	C	C2-N1-C1'	6.71	126.18	118.80
23	BA	945	A	C6-C5-N7	-6.71	127.61	132.30
23	DA	588	U	C5-C4-O4	6.71	129.92	125.90
23	BA	94	C	C5-C6-N1	6.70	124.35	121.00
23	BA	1026	U	N1-C2-O2	6.70	127.49	122.80
23	DA	39	C	N3-C2-O2	-6.70	117.21	121.90
23	BA	204	A	C8-N9-C4	-6.70	103.12	105.80
23	BA	1142(A)	A	N3-C4-N9	-6.70	122.04	127.40
23	DA	1021	A	N1-C2-N3	6.70	132.65	129.30
23	DA	1531	C	C5-C6-N1	6.70	124.35	121.00
1	AA	1274	G	C6-C5-N7	-6.70	126.38	130.40
23	BA	940	G	C6-C5-N7	-6.70	126.38	130.40
23	BA	2575	C	N3-C4-C5	-6.70	119.22	121.90
23	DA	1112	G	N3-C4-C5	6.70	131.95	128.60
1	CA	77	G	C5-C6-O6	-6.70	124.58	128.60
23	DA	2856	C	C6-N1-C2	-6.70	117.62	120.30
23	BA	465	G	C4-C5-C6	6.70	122.82	118.80
23	BA	2593	U	N3-C4-O4	-6.70	114.71	119.40
23	BA	2609	U	C2-N3-C4	-6.70	122.98	127.00
23	DA	446	G	N3-C4-N9	6.70	130.02	126.00

Continued on next page...

Continued from previous page...

Mol	Chain	Res	Type	Atoms	Z	Observed(°)	Ideal(°)
23	DA	1471	A	C8-N9-C4	-6.70	103.12	105.80
23	DA	1616	A	C4-C5-N7	6.70	114.05	110.70
23	BA	682	G	C4-C5-N7	6.69	113.48	110.80
23	BA	839	U	C5-C4-O4	6.69	129.92	125.90
23	BA	972	G	N1-C6-O6	-6.69	115.88	119.90
23	DA	570	G	N9-C4-C5	-6.69	102.72	105.40
23	DA	2321	G	N9-C4-C5	6.69	108.08	105.40
23	BA	1038	C	N3-C2-O2	-6.69	117.22	121.90
23	DA	1304	C	C5-C6-N1	-6.69	117.66	121.00
1	AA	1442(B)	A	N3-C4-C5	-6.68	122.12	126.80
23	BA	1254	A	N1-C2-N3	6.68	132.64	129.30
23	BA	754	C	N3-C4-C5	6.68	124.57	121.90
23	BA	1653	G	C4-N9-C1'	6.68	135.19	126.50
23	DA	12	U	C2-N1-C1'	6.68	125.72	117.70
23	DA	994	C	C6-N1-C2	6.68	122.97	120.30
23	BA	2107	C	N3-C4-C5	-6.68	119.23	121.90
23	DA	2371	G	C6-C5-N7	-6.68	126.39	130.40
23	DA	71	A	N3-C4-C5	6.68	131.47	126.80
23	DA	936	C	N3-C2-O2	6.68	126.57	121.90
23	DA	2182	G	C5-C6-O6	6.68	132.61	128.60
23	BA	1758	G	N3-C2-N2	-6.67	115.23	119.90
1	CA	1288	A	C8-N9-C4	6.67	108.47	105.80
23	DA	465	G	N1-C6-O6	6.67	123.90	119.90
24	BB	81	G	N1-C6-O6	6.67	123.90	119.90
23	DA	272(H)	C	C5-C4-N4	-6.67	115.53	120.20
23	DA	669	G	C8-N9-C4	6.67	109.07	106.40
23	DA	2070	G	N3-C4-N9	6.67	130.00	126.00
1	CA	972	C	N1-C2-O2	6.67	122.90	118.90
23	DA	94	C	C6-N1-C2	-6.67	117.63	120.30
23	DA	271(M)	G	N3-C4-C5	-6.67	125.27	128.60
23	BA	2519	U	N1-C2-O2	-6.67	118.13	122.80
23	DA	2491	U	N3-C4-C5	6.67	118.60	114.60
23	DA	2609	U	N1-C2-O2	-6.67	118.13	122.80
1	CA	1029	C	C2-N3-C4	6.67	123.23	119.90
23	BA	1934	C	C6-N1-C2	6.66	122.97	120.30
1	AA	1377	A	C4-C5-C6	6.66	120.33	117.00
23	BA	1327	C	C6-N1-C2	-6.66	117.64	120.30
1	CA	361	G	N1-C6-O6	6.66	123.90	119.90
23	DA	113	G	C5-C6-O6	-6.66	124.60	128.60
23	DA	2632	A	C8-N9-C4	6.66	108.46	105.80
23	BA	17	G	N1-C6-O6	-6.66	115.90	119.90
23	DA	389	G	C8-N9-C4	6.66	109.06	106.40

Continued on next page...

Continued from previous page...

Mol	Chain	Res	Type	Atoms	Z	Observed(°)	Ideal(°)
23	BA	60	G	N1-C6-O6	6.66	123.89	119.90
23	DA	895	U	C5-C6-N1	6.66	126.03	122.70
1	AA	1329	A	C6-N1-C2	6.66	122.59	118.60
23	BA	1999	C	C2-N3-C4	-6.66	116.57	119.90
23	BA	12	U	N3-C2-O2	-6.65	117.54	122.20
1	CA	1030(A)	G	C2-N3-C4	6.65	115.23	111.90
23	DA	265	A	C6-C5-N7	-6.65	127.64	132.30
23	DA	444	C	N3-C4-C5	6.65	124.56	121.90
1	CA	1378	C	C6-N1-C2	-6.65	117.64	120.30
23	BA	1217	C	N3-C2-O2	6.65	126.55	121.90
23	DA	607	U	C6-N1-C2	6.64	124.99	121.00
23	DA	1925	C	N1-C2-O2	-6.64	114.91	118.90
23	BA	2100	G	C4-N9-C1'	6.64	135.14	126.50
23	DA	682	G	C5-C6-O6	-6.64	124.61	128.60
23	DA	1785	A	N1-C6-N6	6.64	122.59	118.60
23	DA	2286	A	C5-C6-N1	-6.64	114.38	117.70
1	AA	139	G	N1-C6-O6	6.64	123.88	119.90
1	CA	953	G	C8-N9-C4	6.64	109.06	106.40
23	DA	663	G	N3-C2-N2	-6.64	115.25	119.90
23	BA	675	A	C5-C6-N6	-6.64	118.39	123.70
23	BA	2676	C	C6-N1-C2	6.64	122.96	120.30
23	BA	1022	G	C6-C5-N7	6.64	134.38	130.40
23	DA	2464	C	N3-C4-C5	6.64	124.56	121.90
23	BA	213	A	C8-N9-C4	6.64	108.45	105.80
23	BA	330	A	N3-C4-N9	-6.63	122.09	127.40
1	CA	1166	G	C4-C5-N7	-6.63	108.15	110.80
1	CA	1231	G	C2-N3-C4	6.63	115.22	111.90
23	DA	772	C	N3-C2-O2	6.63	126.54	121.90
23	BA	698	C	N3-C2-O2	6.63	126.54	121.90
1	CA	979	C	C5-C6-N1	6.63	124.31	121.00
23	DA	1264	G	N1-C6-O6	6.63	123.88	119.90
1	AA	1119	C	C5-C6-N1	6.63	124.31	121.00
23	BA	577	G	N1-C6-O6	6.63	123.88	119.90
23	BA	2371	G	N9-C4-C5	-6.63	102.75	105.40
24	DB	64	C	C5-C6-N1	-6.63	117.69	121.00
23	BA	669	G	C8-N9-C4	6.62	109.05	106.40
23	BA	1345	C	C6-N1-C2	-6.62	117.65	120.30
23	BA	2020	A	C5-N7-C8	6.62	107.21	103.90
1	CA	484	G	N1-C6-O6	-6.62	115.93	119.90
23	BA	592	G	C8-N9-C4	-6.62	103.75	106.40
23	BA	2609	U	C5-C6-N1	-6.62	119.39	122.70
23	DA	335	C	N3-C4-C5	-6.62	119.25	121.90

Continued on next page...

Continued from previous page...

Mol	Chain	Res	Type	Atoms	Z	Observed(°)	Ideal(°)
23	DA	2329	G	N7-C8-N9	-6.62	109.79	113.10
1	CA	357	G	C5-C6-N1	6.62	114.81	111.50
23	BA	2464	C	C5-C4-N4	-6.62	115.57	120.20
1	CA	831	U	C6-N1-C2	-6.62	117.03	121.00
23	DA	1374	G	C8-N9-C4	-6.62	103.75	106.40
23	DA	2396	G	C8-N9-C4	-6.62	103.75	106.40
23	BA	885	C	C6-N1-C1'	-6.61	112.86	120.80
1	CA	1443	G	C5-C6-O6	-6.61	124.63	128.60
23	DA	1107	G	N3-C2-N2	6.61	124.53	119.90
1	AA	418	C	N1-C2-O2	6.61	122.87	118.90
23	BA	1132	A	C2-N3-C4	-6.61	107.29	110.60
23	BA	47	C	C5-C4-N4	-6.61	115.57	120.20
23	BA	2582	G	N7-C8-N9	6.61	116.41	113.10
23	BA	793	A	N7-C8-N9	6.61	117.10	113.80
23	BA	1613	G	N3-C2-N2	6.61	124.53	119.90
1	CA	1206	G	N3-C4-N9	6.61	129.96	126.00
1	AA	1371	G	N9-C4-C5	-6.61	102.76	105.40
23	BA	2832	U	C2-N1-C1'	6.61	125.63	117.70
23	DA	2591	C	C6-N1-C2	-6.61	117.66	120.30
1	AA	615	C	C6-N1-C2	-6.60	117.66	120.30
23	BA	1359	A	C5-C6-N1	6.60	121.00	117.70
23	BA	1217	C	C5-C4-N4	-6.60	115.58	120.20
23	BA	2250	G	N9-C4-C5	6.60	108.04	105.40
1	AA	1261	A	C5-C6-N6	-6.60	118.42	123.70
23	BA	458	G	C8-N9-C4	-6.60	103.76	106.40
23	BA	750	A	C8-N9-C4	-6.60	103.16	105.80
23	DA	188	G	N1-C2-N2	-6.60	110.26	116.20
23	BA	1013	C	N1-C2-O2	-6.60	114.94	118.90
23	BA	2182	G	C6-C5-N7	6.60	134.36	130.40
1	CA	1210	C	N1-C2-O2	6.60	122.86	118.90
1	AA	1477	C	N1-C2-O2	-6.59	114.94	118.90
1	CA	932	C	C2-N1-C1'	6.59	126.06	118.80
23	DA	465	G	C6-C5-N7	-6.59	126.44	130.40
23	DA	1604	C	N1-C2-O2	-6.59	114.94	118.90
23	DA	2335	A	C4-C5-C6	-6.59	113.70	117.00
23	DA	2487	G	N1-C6-O6	6.59	123.86	119.90
23	BA	2000	G	N7-C8-N9	-6.59	109.80	113.10
23	BA	2725	A	N1-C2-N3	6.59	132.60	129.30
1	AA	190	U	C5-C6-N1	6.59	125.99	122.70
23	BA	71	A	N3-C4-C5	6.58	131.41	126.80
1	AA	1301	U	C2-N1-C1'	6.58	125.60	117.70
23	BA	148	C	N3-C4-C5	6.58	124.53	121.90

Continued on next page...

Continued from previous page...

Mol	Chain	Res	Type	Atoms	Z	Observed(°)	Ideal(°)
23	BA	1275	A	N1-C6-N6	6.58	122.55	118.60
23	BA	1778	U	C5-C6-N1	-6.58	119.41	122.70
1	CA	1192	C	C5-C6-N1	6.58	124.29	121.00
23	DA	286	C	N1-C2-O2	6.58	122.85	118.90
23	DA	2206	G	C8-N9-C1'	6.58	135.56	127.00
23	DA	2552	U	C2-N3-C4	-6.58	123.05	127.00
1	AA	1335	C	N3-C2-O2	-6.58	117.29	121.90
1	CA	1003	G	N7-C8-N9	6.58	116.39	113.10
23	BA	90	U	C2-N3-C4	6.58	130.95	127.00
1	CA	951	G	N3-C4-C5	-6.58	125.31	128.60
23	DA	2487	G	C6-C5-N7	-6.58	126.45	130.40
23	DA	2689	U	C5-C4-O4	6.58	129.85	125.90
23	DA	802	A	C5-C6-N1	6.58	120.99	117.70
1	AA	1050	G	C5-C6-N1	-6.58	108.21	111.50
23	BA	1142(A)	A	C4-C5-N7	6.57	113.99	110.70
23	BA	552	G	N7-C8-N9	-6.57	109.81	113.10
23	DA	1963	U	C2-N1-C1'	6.57	125.59	117.70
1	CA	1050	G	N9-C4-C5	-6.57	102.77	105.40
23	BA	2572	A	C5-N7-C8	6.57	107.19	103.90
23	DA	449	A	C5-N7-C8	-6.57	100.62	103.90
1	AA	442	C	C6-N1-C2	-6.57	117.67	120.30
23	BA	2304	G	C6-C5-N7	6.56	134.34	130.40
1	AA	112	G	C5-C6-O6	-6.56	124.66	128.60
23	BA	124	G	C5-C6-O6	-6.56	124.66	128.60
23	DA	746	A	C6-N1-C2	-6.56	114.66	118.60
1	AA	998	G	C4-C5-N7	-6.56	108.18	110.80
23	BA	391	G	C5-C6-O6	-6.56	124.66	128.60
23	BA	1536	C	C6-N1-C2	-6.56	117.68	120.30
23	DA	327	G	N1-C6-O6	6.56	123.83	119.90
1	AA	286	G	N9-C4-C5	6.56	108.02	105.40
1	AA	1443	G	N3-C4-N9	6.56	129.93	126.00
23	BA	13	A	C8-N9-C4	-6.56	103.18	105.80
23	DA	1200	C	C6-N1-C2	6.56	122.92	120.30
23	BA	1342	A	C5-C6-N1	6.56	120.98	117.70
23	BA	2306	C	C5-C6-N1	6.56	124.28	121.00
23	BA	1229	G	C5-C6-O6	-6.55	124.67	128.60
1	AA	1153	C	C2-N1-C1'	6.55	126.01	118.80
23	DA	2264	C	C5-C6-N1	-6.55	117.72	121.00
23	BA	796	C	N3-C4-C5	6.55	124.52	121.90
24	BB	7	G	C4-C5-N7	6.55	113.42	110.80
23	DA	1459	G	C8-N9-C4	-6.55	103.78	106.40
23	DA	2609	U	N3-C2-O2	6.55	126.78	122.20

Continued on next page...

Continued from previous page...

Mol	Chain	Res	Type	Atoms	Z	Observed(°)	Ideal(°)
24	DB	81	G	C4-C5-N7	6.55	113.42	110.80
1	AA	79	G	N1-C6-O6	6.55	123.83	119.90
1	AA	1344	C	N1-C2-O2	6.55	122.83	118.90
23	BA	1391	U	N3-C2-O2	-6.55	117.62	122.20
1	CA	1392	G	N1-C2-N2	-6.55	110.31	116.20
1	AA	993	G	N3-C4-C5	-6.55	125.33	128.60
23	BA	769	G	C8-N9-C4	6.55	109.02	106.40
23	DA	2849	U	C5-C6-N1	-6.55	119.43	122.70
23	BA	527	C	N3-C4-N4	-6.55	113.42	118.00
23	BA	530	G	C5-N7-C8	-6.55	101.03	104.30
23	DA	978	G	N7-C8-N9	-6.55	109.83	113.10
23	DA	1269	A	C8-N9-C4	6.55	108.42	105.80
23	DA	1204	A	C2-N3-C4	-6.54	107.33	110.60
23	DA	207	A	C2-N3-C4	-6.54	107.33	110.60
23	DA	2329	G	N9-C4-C5	-6.54	102.78	105.40
1	CA	979	C	C2-N1-C1'	6.54	126.00	118.80
23	DA	2283	C	N1-C2-O2	-6.54	114.97	118.90
23	DA	2525	G	C5-C6-O6	-6.54	124.67	128.60
23	DA	2596	U	N1-C2-N3	6.54	118.83	114.90
23	DA	2615	U	C5-C4-O4	6.54	129.82	125.90
23	BA	2607	G	N1-C2-N3	6.54	127.82	123.90
23	DA	114	U	C2-N1-C1'	6.54	125.55	117.70
23	BA	1207	C	C5-C6-N1	-6.54	117.73	121.00
23	BA	1698	A	N1-C6-N6	6.54	122.52	118.60
23	BA	2623	G	C5-C6-O6	6.54	132.52	128.60
23	DA	185	U	C5-C6-N1	-6.54	119.43	122.70
23	BA	1125	G	C8-N9-C1'	-6.53	118.51	127.00
23	BA	1328	G	N9-C4-C5	-6.53	102.79	105.40
24	BB	89	G	N1-C6-O6	6.53	123.82	119.90
1	CA	102	G	C8-N9-C4	-6.53	103.79	106.40
23	DA	154	G	N1-C6-O6	6.53	123.82	119.90
1	AA	610	G	C8-N9-C1'	-6.53	118.51	127.00
23	BA	2107	C	C5-C4-N4	6.53	124.77	120.20
23	DA	535	C	C2-N1-C1'	-6.53	111.61	118.80
23	BA	2087	G	C4-C5-N7	6.53	113.41	110.80
1	AA	880	C	C6-N1-C2	6.53	122.91	120.30
23	BA	2206	G	N3-C4-N9	-6.53	122.08	126.00
23	DA	96	G	C2-N3-C4	-6.53	108.64	111.90
23	DA	1763	G	N3-C4-N9	-6.53	122.08	126.00
23	DA	727	A	C6-C5-N7	-6.53	127.73	132.30
23	BA	1334	G	N9-C4-C5	6.52	108.01	105.40
1	CA	1284	C	N3-C4-C5	-6.52	119.29	121.90

Continued on next page...

Continued from previous page...

Mol	Chain	Res	Type	Atoms	Z	Observed(°)	Ideal(°)
23	BA	1822	G	C8-N9-C4	6.52	109.01	106.40
1	CA	117	G	N3-C4-N9	6.51	129.91	126.00
23	BA	145	G	N7-C8-N9	-6.51	109.84	113.10
23	BA	2224	G	N1-C6-O6	6.51	123.81	119.90
23	DA	1613	G	N3-C2-N2	6.51	124.46	119.90
23	BA	210	C	C6-N1-C2	6.51	122.90	120.30
23	BA	2767	C	C6-N1-C2	6.51	122.90	120.30
23	DA	535	C	C6-N1-C2	6.51	122.90	120.30
23	BA	1222	C	C5-C4-N4	-6.51	115.64	120.20
1	CA	1270	C	C5-C6-N1	6.51	124.25	121.00
1	CA	1382	C	N1-C2-O2	6.51	122.80	118.90
23	DA	2689	U	C2-N3-C4	-6.51	123.10	127.00
23	BA	1189	A	C6-C5-N7	-6.50	127.75	132.30
23	BA	2391	G	C4-C5-N7	-6.50	108.20	110.80
23	DA	652(B)	A	C2-N3-C4	6.50	113.85	110.60
23	BA	324	A	C8-N9-C4	6.50	108.40	105.80
23	DA	1365	A	C8-N9-C4	-6.50	103.20	105.80
23	BA	1279	G	N1-C6-O6	-6.50	116.00	119.90
23	BA	271(O)	C	C5-C6-N1	-6.50	117.75	121.00
23	BA	1625	C	C6-N1-C2	6.50	122.90	120.30
23	BA	2334	G	C8-N9-C4	6.50	109.00	106.40
24	BB	30	C	C5-C6-N1	6.50	124.25	121.00
23	BA	2037	G	N1-C6-O6	-6.50	116.00	119.90
23	BA	2039	C	C5-C6-N1	6.50	124.25	121.00
23	BA	2068	U	N3-C4-C5	6.50	118.50	114.60
23	DA	1045	A	C2-N3-C4	6.50	113.85	110.60
23	DA	1677	A	C2-N3-C4	-6.50	107.35	110.60
23	DA	1539	G	C6-C5-N7	-6.50	126.50	130.40
23	BA	674	G	C5-C6-O6	-6.49	124.70	128.60
23	DA	463	G	C5-C6-O6	6.49	132.50	128.60
23	BA	1325	G	N3-C4-N9	6.49	129.90	126.00
23	BA	2306	C	C2-N3-C4	6.49	123.15	119.90
23	BA	2498	C	C6-N1-C2	6.49	122.89	120.30
1	AA	38	G	C5-C6-O6	-6.49	124.71	128.60
1	AA	1042	G	C8-N9-C4	-6.49	103.81	106.40
23	BA	1141	U	N1-C2-N3	6.49	118.79	114.90
23	BA	1674	G	N1-C6-O6	6.49	123.79	119.90
23	BA	205	G	N1-C2-N2	-6.49	110.36	116.20
23	BA	1141	U	N3-C2-O2	-6.49	117.66	122.20
23	BA	1343	G	C8-N9-C4	-6.49	103.81	106.40
24	BB	87	G	C8-N9-C4	6.49	108.99	106.40
1	AA	970	C	C6-N1-C2	-6.48	117.71	120.30

Continued on next page...

Continued from previous page...

Mol	Chain	Res	Type	Atoms	Z	Observed(°)	Ideal(°)
23	BA	2849	U	C5-C6-N1	-6.48	119.46	122.70
23	BA	71	A	N1-C2-N3	6.48	132.54	129.30
1	CA	54	C	C2-N3-C4	-6.48	116.66	119.90
23	DA	1192	G	C8-N9-C4	6.48	108.99	106.40
1	AA	939	G	N9-C4-C5	-6.48	102.81	105.40
23	BA	205	G	C8-N9-C4	6.48	108.99	106.40
23	BA	624	C	C6-N1-C2	6.48	122.89	120.30
23	BA	830	G	C4-C5-N7	-6.48	108.21	110.80
23	BA	1137	G	C5-C6-N1	-6.48	108.26	111.50
23	DA	746	A	C5-N7-C8	-6.48	100.66	103.90
23	BA	2107	C	C6-N1-C2	-6.48	117.71	120.30
1	CA	1178	G	N7-C8-N9	6.48	116.34	113.10
23	DA	2420	C	N3-C4-C5	6.48	124.49	121.90
23	DA	2618	G	C6-N1-C2	-6.48	121.21	125.10
1	CA	1325	C	N1-C2-O2	6.48	122.79	118.90
23	DA	1258	C	C6-N1-C2	6.48	122.89	120.30
23	DA	1788	C	N3-C4-C5	-6.48	119.31	121.90
23	DA	2461	C	C5-C6-N1	-6.48	117.76	121.00
23	BA	2659	G	C8-N9-C4	-6.47	103.81	106.40
1	CA	1056	U	N3-C4-C5	-6.47	110.72	114.60
23	DA	584	C	N1-C2-O2	-6.47	115.02	118.90
1	AA	1442(A)	G	C4-C5-C6	6.47	122.68	118.80
23	BA	33	U	C5-C4-O4	6.47	129.78	125.90
1	CA	839	U	N3-C2-O2	-6.47	117.67	122.20
1	CA	1120	G	N9-C4-C5	6.47	107.99	105.40
24	DB	63	G	C8-N9-C4	6.47	108.99	106.40
23	DA	2047	U	C5-C6-N1	-6.47	119.47	122.70
1	AA	32	A	N1-C6-N6	-6.47	114.72	118.60
1	AA	955	U	C6-N1-C2	-6.47	117.12	121.00
23	BA	1001	A	N7-C8-N9	-6.47	110.56	113.80
1	CA	1185	G	C4-C5-N7	-6.47	108.21	110.80
23	DA	2182	G	C6-N1-C2	6.47	128.98	125.10
23	BA	968	G	C8-N9-C4	6.47	108.99	106.40
23	BA	2129	C	C6-N1-C2	-6.47	117.71	120.30
23	BA	2336	A	C2-N3-C4	6.47	113.83	110.60
23	BA	2501	C	C6-N1-C2	6.47	122.89	120.30
1	CA	1166	G	C4-N9-C1'	-6.47	118.09	126.50
23	BA	62	C	C5-C6-N1	-6.46	117.77	121.00
23	BA	2318	G	N7-C8-N9	6.46	116.33	113.10
23	DA	102	G	C8-N9-C1'	-6.46	118.60	127.00
23	DA	2028	U	N1-C2-N3	-6.46	111.02	114.90
23	DA	2312	U	C5-C6-N1	6.46	125.93	122.70

Continued on next page...

Continued from previous page...

Mol	Chain	Res	Type	Atoms	Z	Observed(°)	Ideal(°)
23	BA	663	G	N9-C4-C5	6.46	107.98	105.40
23	BA	1304	C	C6-N1-C2	6.46	122.89	120.30
1	CA	1305	G	C5-C6-N1	-6.46	108.27	111.50
23	BA	2198	A	C8-N9-C4	6.46	108.38	105.80
23	DA	39	C	C2-N3-C4	-6.46	116.67	119.90
1	CA	1442(B)	A	C4-N9-C1'	6.46	137.92	126.30
23	DA	62	C	C2-N3-C4	-6.46	116.67	119.90
23	DA	453	C	C5-C6-N1	-6.46	117.77	121.00
1	AA	1502	A	N7-C8-N9	6.46	117.03	113.80
23	BA	966	G	N1-C2-N2	-6.46	110.39	116.20
23	DA	1368	G	N3-C2-N2	-6.46	115.38	119.90
23	DA	1979	C	C5-C6-N1	6.46	124.23	121.00
1	AA	299	G	N3-C4-C5	6.45	131.83	128.60
1	AA	1034	G	N1-C6-O6	-6.45	116.03	119.90
23	BA	195	A	N1-C6-N6	6.45	122.47	118.60
1	CA	352	C	N1-C2-O2	6.45	122.77	118.90
1	AA	228	A	N1-C6-N6	6.45	122.47	118.60
23	BA	389	G	N3-C2-N2	6.45	124.42	119.90
23	BA	1970	A	C8-N9-C4	6.45	108.38	105.80
23	BA	2503	A	C2-N3-C4	6.45	113.83	110.60
23	BA	2259	G	N1-C6-O6	6.45	123.77	119.90
23	DA	287	C	C6-N1-C2	6.45	122.88	120.30
1	AA	1125	U	N3-C2-O2	6.45	126.71	122.20
23	BA	1610	A	N9-C4-C5	-6.45	103.22	105.80
23	BA	333	G	C4-N9-C1'	6.45	134.88	126.50
23	BA	2840	C	N3-C4-N4	-6.45	113.49	118.00
23	DA	1021	A	N7-C8-N9	6.45	117.02	113.80
23	DA	1141	U	N3-C4-O4	-6.45	114.89	119.40
1	AA	598	U	N3-C4-C5	-6.44	110.73	114.60
23	DA	1299	G	C8-N9-C4	-6.44	103.82	106.40
23	DA	2680	C	C6-N1-C2	6.44	122.88	120.30
1	AA	925	G	N1-C6-O6	6.44	123.76	119.90
23	BA	2385	C	C2-N3-C4	-6.44	116.68	119.90
23	BA	2441	C	N3-C2-O2	-6.44	117.39	121.90
23	DA	2335	A	O4'-C1'-N9	6.44	113.35	108.20
1	AA	987	G	N7-C8-N9	6.43	116.32	113.10
23	DA	2048	G	C8-N9-C4	-6.43	103.83	106.40
1	AA	1316	G	N1-C6-O6	-6.43	116.04	119.90
23	BA	213	A	N9-C4-C5	-6.43	103.23	105.80
23	BA	560	C	N1-C2-O2	-6.43	115.04	118.90
1	CA	1024	G	C6-C5-N7	-6.43	126.54	130.40
23	DA	1191	G	C8-N9-C4	6.43	108.97	106.40

Continued on next page...

Continued from previous page...

Mol	Chain	Res	Type	Atoms	Z	Observed(°)	Ideal(°)
23	BA	196	A	N1-C6-N6	6.43	122.46	118.60
23	BA	974	G	N3-C4-C5	-6.43	125.39	128.60
23	DA	2321	G	N3-C2-N2	-6.43	115.40	119.90
23	DA	2393	A	N9-C4-C5	6.43	108.37	105.80
23	BA	2312	U	C2-N1-C1'	6.43	125.41	117.70
1	AA	1381	U	C2-N1-C1'	6.43	125.41	117.70
23	BA	781	A	C8-N9-C4	6.43	108.37	105.80
23	BA	984	A	N9-C4-C5	-6.43	103.23	105.80
23	BA	1041	C	C5-C6-N1	6.43	124.21	121.00
23	BA	1342	A	C6-N1-C2	-6.43	114.74	118.60
23	DA	1239	G	N3-C2-N2	-6.43	115.40	119.90
1	AA	967	C	C5-C6-N1	6.42	124.21	121.00
23	BA	1464	C	N3-C4-C5	-6.42	119.33	121.90
23	BA	1576	U	N3-C2-O2	-6.42	117.70	122.20
23	BA	2065	C	N3-C2-O2	-6.42	117.40	121.90
1	CA	322	C	C6-N1-C2	6.42	122.87	120.30
1	AA	1346	A	N1-C6-N6	6.42	122.45	118.60
23	BA	1802	A	C2-N3-C4	-6.42	107.39	110.60
23	BA	2587	A	N1-C6-N6	6.42	122.45	118.60
23	DA	265	A	C4-C5-C6	6.42	120.21	117.00
23	DA	1315	C	C6-N1-C2	-6.42	117.73	120.30
23	BA	776	G	C6-N1-C2	-6.42	121.25	125.10
1	CA	1367	C	C6-N1-C2	-6.42	117.73	120.30
23	DA	2681	C	C2-N3-C4	-6.42	116.69	119.90
23	BA	1616	A	C4-C5-N7	6.42	113.91	110.70
23	BA	2819	G	C8-N9-C4	6.42	108.97	106.40
1	AA	955	U	C2-N3-C4	6.42	130.85	127.00
23	BA	251	A	N1-C6-N6	-6.42	114.75	118.60
23	BA	229	A	C8-N9-C4	-6.41	103.23	105.80
23	BA	553	G	C4-C5-N7	6.41	113.37	110.80
1	CA	117	G	C4-C5-N7	6.41	113.36	110.80
23	DA	1955	U	C5-C6-N1	-6.41	119.49	122.70
24	DB	76	G	N3-C4-C5	6.41	131.81	128.60
23	BA	1648	C	N3-C2-O2	-6.41	117.41	121.90
23	BA	1273	U	N1-C2-N3	6.41	118.75	114.90
23	DA	113	G	N1-C6-O6	6.41	123.75	119.90
23	BA	1658	C	C5-C4-N4	-6.41	115.71	120.20
23	BA	2277	G	C5-C6-O6	6.41	132.44	128.60
23	DA	1207	C	C5-C6-N1	-6.41	117.80	121.00
23	BA	2067	G	N3-C4-C5	-6.41	125.40	128.60
1	CA	1241	G	N3-C4-N9	6.41	129.84	126.00
23	BA	2751	G	C5-C6-O6	6.41	132.44	128.60

Continued on next page...

Continued from previous page...

Mol	Chain	Res	Type	Atoms	Z	Observed(°)	Ideal(°)
23	DA	297	C	N3-C4-C5	-6.41	119.34	121.90
23	DA	2676	C	C6-N1-C2	6.41	122.86	120.30
23	BA	696	G	N9-C4-C5	-6.40	102.84	105.40
23	BA	870	A	N7-C8-N9	-6.40	110.60	113.80
23	BA	1231	G	C2-N3-C4	-6.40	108.70	111.90
23	BA	2539	C	C6-N1-C2	6.40	122.86	120.30
23	DA	664	C	C2-N3-C4	-6.40	116.70	119.90
23	DA	673	C	N1-C2-O2	-6.40	115.06	118.90
23	DA	1651	G	C5-C6-N1	6.40	114.70	111.50
23	DA	2250	G	N9-C4-C5	6.40	107.96	105.40
23	DA	2623	G	N3-C4-C5	-6.40	125.40	128.60
23	BA	47	C	C2-N3-C4	-6.40	116.70	119.90
1	AA	1034	G	C8-N9-C4	-6.40	103.84	106.40
1	CA	330	C	C6-N1-C2	-6.40	117.74	120.30
23	DA	862	G	N9-C4-C5	6.40	107.96	105.40
23	DA	1254	A	C6-N1-C2	-6.40	114.76	118.60
23	DA	2421	G	N9-C4-C5	-6.40	102.84	105.40
23	BA	1216	G	C4-C5-N7	6.40	113.36	110.80
23	BA	1813	G	N1-C6-O6	6.40	123.74	119.90
23	DA	2675	A	N1-C6-N6	6.40	122.44	118.60
23	DA	2680	C	C2-N3-C4	-6.40	116.70	119.90
1	AA	945	G	N3-C4-N9	6.39	129.84	126.00
1	AA	998	G	N9-C4-C5	6.39	107.96	105.40
23	BA	2897	U	C5-C6-N1	6.39	125.90	122.70
23	DA	1308	A	C4-C5-C6	6.39	120.20	117.00
23	DA	1950	G	C5-N7-C8	6.39	107.50	104.30
23	DA	129	C	C2-N3-C4	-6.39	116.70	119.90
23	BA	760	G	C5-C6-O6	-6.39	124.77	128.60
23	DA	1942	C	N3-C4-N4	-6.39	113.53	118.00
23	DA	2485	G	N9-C4-C5	-6.39	102.84	105.40
23	BA	1639	U	N3-C2-O2	-6.39	117.73	122.20
23	DA	845	G	C6-C5-N7	-6.39	126.57	130.40
23	DA	2356	C	N1-C2-O2	-6.39	115.07	118.90
1	AA	557	G	N3-C4-N9	6.38	129.83	126.00
23	BA	296	C	N3-C4-C5	6.38	124.45	121.90
23	BA	2429	G	N9-C4-C5	6.38	107.95	105.40
23	DA	389	G	N3-C2-N2	6.38	124.37	119.90
23	BA	1695	G	N7-C8-N9	6.38	116.29	113.10
1	CA	1024	G	N7-C8-N9	6.38	116.29	113.10
23	DA	2030	A	C4-N9-C1'	-6.38	114.81	126.30
26	DE	118	LYS	N-CA-C	-6.38	93.77	111.00
1	AA	967	C	C6-N1-C2	-6.38	117.75	120.30

Continued on next page...

Continued from previous page...

Mol	Chain	Res	Type	Atoms	Z	Observed(°)	Ideal(°)
1	AA	1050	G	C6-C5-N7	-6.38	126.57	130.40
1	AA	1513	A	C8-N9-C4	6.38	108.35	105.80
23	BA	179	G	C8-N9-C4	6.38	108.95	106.40
23	BA	2043	C	N1-C2-O2	-6.38	115.07	118.90
23	BA	2633	G	N1-C6-O6	-6.38	116.07	119.90
1	CA	295	C	C6-N1-C2	6.38	122.85	120.30
23	BA	1261	C	N3-C2-O2	6.38	126.36	121.90
23	DA	664	C	C6-N1-C2	6.38	122.85	120.30
1	AA	433	C	N3-C2-O2	-6.37	117.44	121.90
1	AA	1261	A	N9-C4-C5	-6.37	103.25	105.80
23	BA	464	U	C5-C4-O4	6.37	129.72	125.90
23	BA	1204	A	C5-C6-N1	-6.37	114.51	117.70
23	BA	1325	G	C5-C6-O6	-6.37	124.78	128.60
23	BA	2182	G	C4-N9-C1'	-6.37	118.22	126.50
1	CA	163	C	C6-N1-C2	-6.37	117.75	120.30
23	DA	1864	U	C5-C6-N1	-6.37	119.51	122.70
23	BA	1790	C	C5-C4-N4	-6.37	115.74	120.20
23	BA	2607	G	C4-C5-C6	6.37	122.62	118.80
23	BA	453	C	C6-N1-C2	6.37	122.85	120.30
23	BA	731	C	C6-N1-C2	6.37	122.85	120.30
23	BA	886	C	C5-C6-N1	6.37	124.19	121.00
1	AA	328	C	C6-N1-C2	6.37	122.85	120.30
23	BA	302	C	C6-N1-C2	-6.37	117.75	120.30
23	DA	1359	A	C4-C5-C6	-6.37	113.82	117.00
23	DA	1616	A	N9-C4-C5	-6.37	103.25	105.80
23	DA	1930	G	C4-N9-C1'	-6.37	118.22	126.50
1	AA	1445	C	C6-N1-C2	-6.37	117.75	120.30
23	BA	1269	A	C4-C5-N7	6.37	113.88	110.70
23	BA	2837	G	N1-C6-O6	6.37	123.72	119.90
1	CA	1232	U	C6-N1-C2	-6.37	117.18	121.00
23	BA	206	U	N1-C2-O2	-6.36	118.34	122.80
23	BA	2080	G	N9-C4-C5	-6.36	102.86	105.40
23	BA	2571	C	C2-N3-C4	-6.36	116.72	119.90
1	CA	1178	G	C8-N9-C4	-6.36	103.85	106.40
23	DA	1216	G	N9-C4-C5	-6.36	102.85	105.40
23	DA	2070	G	C6-N1-C2	-6.36	121.28	125.10
1	AA	433	C	N3-C4-N4	-6.36	113.55	118.00
23	BA	278	A	C6-N1-C2	-6.36	114.78	118.60
23	DA	2285	C	C5-C4-N4	6.36	124.65	120.20
23	BA	893	C	C2-N1-C1'	6.36	125.80	118.80
23	BA	1982	C	C5-C6-N1	6.36	124.18	121.00
23	BA	2430	A	C6-N1-C2	-6.36	114.78	118.60

Continued on next page...

Continued from previous page...

Mol	Chain	Res	Type	Atoms	Z	Observed(°)	Ideal(°)
1	AA	1059	C	N3-C4-C5	-6.36	119.36	121.90
1	AA	1184	G	N3-C4-N9	6.36	129.81	126.00
23	BA	1555	G	C6-C5-N7	-6.36	126.58	130.40
23	BA	2761	G	N7-C8-N9	6.36	116.28	113.10
24	BB	85	G	C4-C5-N7	6.36	113.34	110.80
23	DA	1942	C	C2-N1-C1'	-6.36	111.81	118.80
23	BA	272(D)	G	N7-C8-N9	-6.36	109.92	113.10
23	BA	576	U	N3-C2-O2	-6.36	117.75	122.20
23	DA	1284	A	C5-C6-N6	-6.36	118.61	123.70
24	DB	76	G	C4-C5-N7	6.36	113.34	110.80
23	BA	679	C	C6-N1-C2	6.35	122.84	120.30
23	BA	2369	A	C5-C6-N1	6.35	120.88	117.70
23	DA	2755	C	C4-C5-C6	-6.35	114.22	117.40
1	AA	1000	U	C2-N3-C4	6.35	130.81	127.00
23	BA	760	G	C4-C5-N7	6.35	113.34	110.80
23	BA	2791	C	C2-N1-C1'	6.35	125.78	118.80
1	CA	1330	U	C2-N1-C1'	6.35	125.32	117.70
23	BA	48	G	C5-C6-N1	-6.35	108.33	111.50
23	DA	179	G	C2-N3-C4	-6.35	108.73	111.90
23	DA	1267	U	C4-C5-C6	-6.35	115.89	119.70
23	DA	2030	A	C4-C5-C6	-6.35	113.83	117.00
23	DA	2238	G	C2-N3-C4	6.35	115.07	111.90
23	BA	1791	A	C6-C5-N7	-6.35	127.86	132.30
23	BA	840	C	C6-N1-C2	6.34	122.84	120.30
23	BA	1125	G	C4-N9-C1'	6.34	134.75	126.50
23	BA	2259	G	C2-N3-C4	-6.34	108.73	111.90
23	DA	745	G	C6-C5-N7	-6.34	126.59	130.40
23	BA	61	G	C8-N9-C4	6.34	108.94	106.40
23	BA	2803	C	C5-C6-N1	6.34	124.17	121.00
1	AA	1225	A	C2-N3-C4	6.34	113.77	110.60
23	BA	512	G	C5-C6-O6	6.34	132.40	128.60
24	BB	7	G	C5-C6-O6	-6.34	124.80	128.60
1	CA	971	G	C8-N9-C4	-6.34	103.86	106.40
1	CA	976	G	C4-N9-C1'	-6.34	118.26	126.50
23	BA	2628	C	C6-N1-C2	6.34	122.83	120.30
23	BA	2719	G	N7-C8-N9	-6.34	109.93	113.10
23	BA	1243	G	C5-C6-N1	-6.34	108.33	111.50
23	BA	1938	A	C4-C5-C6	6.34	120.17	117.00
23	BA	2778	A	C2-N3-C4	-6.34	107.43	110.60
23	DA	80	G	C8-N9-C4	-6.34	103.87	106.40
23	DA	1647	G	N1-C6-O6	6.34	123.70	119.90
23	BA	570	G	N7-C8-N9	-6.33	109.93	113.10

Continued on next page...

Continued from previous page...

Mol	Chain	Res	Type	Atoms	Z	Observed(°)	Ideal(°)
23	BA	1478	G	N3-C4-N9	6.33	129.80	126.00
23	BA	200	U	C2-N3-C4	-6.33	123.20	127.00
23	BA	2181	G	N3-C4-N9	-6.33	122.20	126.00
23	DA	2030	A	C8-N9-C4	6.33	108.33	105.80
1	AA	1239	A	C8-N9-C4	-6.33	103.27	105.80
23	BA	1437	C	N3-C4-C5	-6.33	119.37	121.90
23	DA	1248	G	N9-C4-C5	-6.33	102.87	105.40
23	BA	829	A	C8-N9-C4	6.33	108.33	105.80
1	AA	1329	A	C5-C6-N6	6.33	128.76	123.70
23	BA	558	G	C8-N9-C4	6.33	108.93	106.40
23	DA	122	G	N9-C4-C5	-6.33	102.87	105.40
23	DA	458	G	C8-N9-C4	-6.33	103.87	106.40
23	DA	2803	C	C2-N3-C4	6.33	123.06	119.90
23	BA	745	G	C6-C5-N7	-6.33	126.61	130.40
23	BA	2306	C	C6-N1-C1'	-6.33	113.21	120.80
23	DA	1767	C	C2-N3-C4	-6.33	116.74	119.90
23	DA	2396	G	N7-C8-N9	6.33	116.26	113.10
23	DA	2607	G	C8-N9-C1'	-6.33	118.78	127.00
1	AA	1020	U	N1-C2-O2	6.32	127.23	122.80
23	BA	2721	A	C6-N1-C2	-6.32	114.81	118.60
23	DA	58	G	C8-N9-C4	-6.32	103.87	106.40
23	DA	933	A	C4-C5-N7	6.32	113.86	110.70
23	DA	2572	A	N9-C4-C5	-6.32	103.27	105.80
23	DA	2332	U	N1-C2-O2	6.32	127.23	122.80
23	BA	778	G	N1-C6-O6	-6.32	116.11	119.90
23	DA	2499	C	C5-C6-N1	6.32	124.16	121.00
23	BA	1404	C	N3-C2-O2	-6.32	117.48	121.90
23	BA	2296	U	C1'-O4'-C4'	-6.32	104.84	109.90
23	DA	760	G	N1-C6-O6	6.32	123.69	119.90
1	AA	1456	G	C8-N9-C4	6.32	108.93	106.40
23	BA	794	G	C5-C6-O6	6.32	132.39	128.60
23	BA	1696	G	C8-N9-C4	6.32	108.93	106.40
23	BA	1782	C	C5-C4-N4	-6.32	115.78	120.20
23	BA	2680	C	N3-C4-N4	6.32	122.42	118.00
23	DA	2496	C	N3-C4-C5	6.32	124.43	121.90
1	AA	506	G	C8-N9-C4	-6.32	103.87	106.40
23	BA	777	A	N1-C6-N6	-6.32	114.81	118.60
23	BA	2612	C	C6-N1-C2	6.32	122.83	120.30
23	BA	2617	C	C6-N1-C2	6.32	122.83	120.30
23	BA	2719	G	N9-C4-C5	-6.32	102.87	105.40
23	DA	188	G	C2-N3-C4	-6.32	108.74	111.90
23	DA	664	C	C5-C6-N1	-6.32	117.84	121.00

Continued on next page...

Continued from previous page...

Mol	Chain	Res	Type	Atoms	Z	Observed(°)	Ideal(°)
23	BA	756	C	C4-C5-C6	6.31	120.56	117.40
23	DA	1781	C	N1-C2-O2	6.31	122.69	118.90
23	BA	1202	C	N1-C2-O2	-6.31	115.11	118.90
23	BA	2182	G	C8-N9-C1'	6.31	135.21	127.00
23	BA	2577	A	N1-C2-N3	-6.31	126.14	129.30
23	BA	1189	A	C8-N9-C4	-6.31	103.28	105.80
23	BA	1189	A	N7-C8-N9	6.31	116.95	113.80
23	BA	614(B)	G	C6-C5-N7	6.31	134.19	130.40
1	CA	1194	U	C6-N1-C2	-6.31	117.21	121.00
1	CA	1267	C	C6-N1-C2	-6.31	117.78	120.30
23	DA	444	C	N3-C4-N4	-6.31	113.58	118.00
23	DA	1950	G	N9-C4-C5	6.31	107.92	105.40
23	DA	2394	C	C5-C6-N1	-6.31	117.85	121.00
1	AA	1342	C	C6-N1-C2	6.31	122.82	120.30
23	BA	147	U	C5-C6-N1	-6.31	119.55	122.70
23	BA	189	G	C8-N9-C4	6.31	108.92	106.40
23	BA	2789	C	C6-N1-C2	6.31	122.82	120.30
23	DA	2224	G	N1-C6-O6	6.31	123.69	119.90
23	DA	98	G	C8-N9-C4	6.31	108.92	106.40
23	DA	1781	C	N3-C2-O2	-6.31	117.49	121.90
51	D7	47	ARG	NE-CZ-NH1	6.31	123.45	120.30
1	AA	28	G	C5-C6-O6	-6.30	124.82	128.60
23	BA	657	U	C5-C6-N1	-6.30	119.55	122.70
23	BA	2087	G	C5-C6-O6	-6.30	124.82	128.60
23	BA	60	G	C5-C6-O6	-6.30	124.82	128.60
23	BA	1044	G	N3-C4-C5	-6.30	125.45	128.60
23	BA	129	C	C2-N3-C4	-6.30	116.75	119.90
23	BA	753	C	N3-C2-O2	-6.30	117.49	121.90
23	BA	1593	G	C5-C6-N1	6.30	114.65	111.50
23	DA	449	A	C5-C6-N6	-6.30	118.66	123.70
23	DA	1614	A	C8-N9-C4	6.30	108.32	105.80
23	DA	2182	G	C4-N9-C1'	-6.30	118.31	126.50
24	DB	113	G	N9-C4-C5	-6.30	102.88	105.40
1	AA	1210	C	N3-C2-O2	-6.30	117.49	121.90
1	AA	1368	G	C5-C6-O6	-6.30	124.82	128.60
23	BA	1881	C	C6-N1-C2	-6.30	117.78	120.30
1	CA	73	G	C5-C6-O6	-6.30	124.82	128.60
1	CA	721	G	C5-C6-N1	-6.30	108.35	111.50
1	AA	577	G	C8-N9-C4	6.29	108.92	106.40
23	DA	2296	U	C1'-O4'-C4'	-6.29	104.86	109.90
23	BA	202	U	C6-N1-C2	6.29	124.78	121.00
23	BA	723	G	C8-N9-C4	6.29	108.92	106.40

Continued on next page...

Continued from previous page...

Mol	Chain	Res	Type	Atoms	Z	Observed(°)	Ideal(°)
23	BA	1896	G	N1-C6-O6	6.29	123.68	119.90
1	CA	1166	G	C5-C6-O6	6.29	132.38	128.60
23	BA	389	G	C4-C5-N7	6.29	113.32	110.80
23	BA	659	C	C5-C6-N1	-6.29	117.85	121.00
23	BA	1785	A	C2-N3-C4	-6.29	107.45	110.60
1	AA	73	G	C5-C6-O6	-6.29	124.83	128.60
1	AA	839	U	N3-C2-O2	-6.29	117.80	122.20
1	CA	888	G	C5-C6-O6	6.29	132.37	128.60
1	AA	818	G	N1-C6-O6	-6.29	116.13	119.90
1	AA	970	C	N3-C2-O2	-6.29	117.50	121.90
1	AA	1058	G	C8-N9-C4	6.29	108.91	106.40
23	BA	528	A	C8-N9-C1'	6.29	139.01	127.70
1	CA	1148	U	C5-C6-N1	6.29	125.84	122.70
23	BA	262	A	C6-N1-C2	-6.28	114.83	118.60
23	BA	1791	A	N1-C6-N6	6.28	122.37	118.60
23	BA	2487	G	N1-C6-O6	6.28	123.67	119.90
23	DA	1309	G	N7-C8-N9	-6.28	109.96	113.10
23	DA	1314	C	C6-N1-C1'	-6.28	113.26	120.80
1	AA	698	G	N1-C6-O6	6.28	123.67	119.90
1	AA	1175	G	C2-N3-C4	6.28	115.04	111.90
1	AA	1312	G	C4-N9-C1'	6.28	134.67	126.50
23	BA	386	G	C5-N7-C8	-6.28	101.16	104.30
23	BA	2335	A	O4'-C1'-N9	6.28	113.22	108.20
23	DA	645	C	C5-C6-N1	6.28	124.14	121.00
23	BA	2371	G	C6-C5-N7	-6.28	126.63	130.40
1	AA	989	C	C5-C6-N1	6.28	124.14	121.00
23	DA	2525	G	N1-C6-O6	6.28	123.67	119.90
23	DA	82	G	C8-N9-C4	6.28	108.91	106.40
23	BA	148	C	C6-N1-C2	6.27	122.81	120.30
23	BA	1616	A	N9-C4-C5	-6.27	103.29	105.80
1	CA	117	G	C5-C6-O6	-6.27	124.83	128.60
1	AA	1308	U	C5-C4-O4	6.27	129.66	125.90
1	AA	1316	G	C6-C5-N7	6.27	134.16	130.40
23	DA	2100	G	N3-C4-C5	-6.27	125.46	128.60
23	BA	271(J)	C	N3-C4-C5	6.27	124.41	121.90
23	BA	1227	G	C5-C6-O6	-6.27	124.84	128.60
1	AA	240	C	C5-C6-N1	-6.27	117.87	121.00
1	CA	435	C	N3-C2-O2	-6.27	117.51	121.90
1	CA	976	G	N3-C4-N9	-6.27	122.24	126.00
1	AA	1217	C	C2-N1-C1'	-6.27	111.91	118.80
23	BA	1661	G	N1-C2-N3	6.27	127.66	123.90
23	DA	2435	A	C5-N7-C8	-6.27	100.77	103.90

Continued on next page...

Continued from previous page...

Mol	Chain	Res	Type	Atoms	Z	Observed(°)	Ideal(°)
23	DA	750	A	C4-C5-C6	6.27	120.13	117.00
23	BA	1021	A	N7-C8-N9	6.26	116.93	113.80
23	BA	2623	G	C4-C5-N7	-6.26	108.29	110.80
24	BB	8	U	C6-N1-C2	-6.26	117.24	121.00
1	CA	1017	G	C6-C5-N7	6.26	134.16	130.40
23	DA	2306	C	C2-N3-C4	6.26	123.03	119.90
23	BA	661	C	C6-N1-C2	-6.26	117.80	120.30
1	CA	1379	G	C8-N9-C1'	-6.26	118.86	127.00
23	BA	71	A	C4-C5-N7	6.26	113.83	110.70
23	BA	988	A	C6-C5-N7	-6.26	127.92	132.30
23	DA	2084	C	C6-N1-C2	6.26	122.80	120.30
1	AA	964	A	C8-N9-C4	6.26	108.30	105.80
1	AA	1043	C	C6-N1-C2	-6.26	117.80	120.30
1	CA	495	A	N1-C6-N6	-6.26	114.85	118.60
1	CA	1443	G	C4-C5-N7	6.26	113.30	110.80
23	DA	2353	G	N9-C4-C5	-6.26	102.90	105.40
23	BA	1005	C	N3-C4-C5	6.25	124.40	121.90
1	CA	1060	C	C6-N1-C2	-6.25	117.80	120.30
23	DA	928	G	C4-C5-N7	6.25	113.30	110.80
1	AA	930	C	C2-N1-C1'	-6.25	111.92	118.80
1	AA	1175	G	N1-C2-N3	-6.25	120.15	123.90
23	BA	1256	G	N1-C2-N3	6.25	127.65	123.90
23	BA	2036	C	C6-N1-C1'	6.25	128.31	120.80
1	CA	1076	C	C6-N1-C2	6.25	122.80	120.30
1	CA	765	G	C8-N9-C4	-6.25	103.90	106.40
23	DA	2322	A	C5-C6-N1	6.25	120.83	117.70
23	BA	2510	C	N3-C2-O2	-6.25	117.53	121.90
23	BA	859	G	N1-C6-O6	6.25	123.65	119.90
23	BA	109	G	N1-C6-O6	-6.25	116.15	119.90
23	BA	536	A	N7-C8-N9	-6.25	110.68	113.80
23	BA	2059	A	C5-N7-C8	6.25	107.02	103.90
23	BA	2700	C	N3-C4-C5	6.25	124.40	121.90
23	DA	776	G	C8-N9-C4	-6.25	103.90	106.40
23	DA	1603	A	N7-C8-N9	6.25	116.92	113.80
23	DA	2023	G	C5-C6-O6	-6.25	124.85	128.60
23	BA	526	A	C8-N9-C4	-6.24	103.30	105.80
23	BA	1431	U	C5-C6-N1	6.24	125.82	122.70
23	BA	2179	C	N1-C2-O2	6.24	122.65	118.90
23	BA	2683	C	C6-N1-C2	-6.24	117.80	120.30
23	BA	2712(A)	A	C2-N3-C4	-6.24	107.48	110.60
23	DA	530	G	C5-C6-O6	-6.24	124.85	128.60
23	DA	2260	C	C4-C5-C6	6.24	120.52	117.40

Continued on next page...

Continued from previous page...

Mol	Chain	Res	Type	Atoms	Z	Observed(°)	Ideal(°)
23	BA	982	C	N3-C4-N4	-6.24	113.63	118.00
23	DA	1839	G	N1-C6-O6	-6.24	116.16	119.90
23	DA	2570	G	C5-C6-N1	-6.24	108.38	111.50
23	BA	194	G	N3-C4-C5	6.24	131.72	128.60
23	BA	640	C	N3-C4-C5	-6.24	119.40	121.90
23	BA	793	A	C8-N9-C4	-6.24	103.30	105.80
23	BA	988	A	C5-C6-N6	-6.24	118.71	123.70
23	DA	1022	G	C8-N9-C1'	6.24	135.11	127.00
1	AA	598	U	N3-C4-O4	6.24	123.77	119.40
23	BA	2338	G	N1-C6-O6	6.24	123.64	119.90
23	BA	2729	G	C5-C6-N1	-6.24	108.38	111.50
23	DA	1792	G	N7-C8-N9	-6.24	109.98	113.10
23	BA	416	C	N3-C4-C5	6.24	124.39	121.90
23	BA	2439	A	C2-N3-C4	-6.24	107.48	110.60
23	BA	2621	A	C5-C6-N1	6.24	120.82	117.70
23	BA	446	G	N9-C4-C5	-6.24	102.91	105.40
23	BA	2502	G	C6-N1-C2	-6.24	121.36	125.10
1	CA	1047	G	C6-N1-C2	6.24	128.84	125.10
1	CA	1235	U	C2-N3-C4	-6.24	123.26	127.00
23	DA	2827	C	N3-C2-O2	6.24	126.27	121.90
23	BA	2015	A	C2-N3-C4	-6.23	107.48	110.60
1	AA	1443	G	C4-C5-N7	6.23	113.29	110.80
1	AA	1158	C	C5-C6-N1	6.23	124.11	121.00
1	CA	63	C	C6-N1-C2	-6.23	117.81	120.30
23	BA	2011	U	N1-C2-O2	-6.23	118.44	122.80
23	DA	2596	U	C2-N3-C4	-6.23	123.26	127.00
23	BA	2587	A	C8-N9-C4	6.22	108.29	105.80
24	DB	115	G	N9-C4-C5	-6.22	102.91	105.40
1	AA	665	A	C8-N9-C4	6.22	108.29	105.80
23	DA	404	C	C6-N1-C2	6.22	122.79	120.30
23	BA	652(F)	G	N1-C6-O6	6.22	123.63	119.90
23	BA	2164	C	N3-C4-C5	-6.22	119.41	121.90
23	BA	2100	G	C6-C5-N7	-6.22	126.67	130.40
1	AA	1346	A	N9-C4-C5	-6.22	103.31	105.80
23	BA	745	G	C5-C6-O6	-6.22	124.87	128.60
23	BA	799	G	C6-N1-C2	-6.22	121.37	125.10
23	DA	2723	C	C4-C5-C6	6.22	120.51	117.40
1	AA	818	G	C4-C5-N7	-6.21	108.31	110.80
1	CA	866	C	N3-C4-C5	-6.21	119.42	121.90
1	CA	1246	C	C5-C6-N1	6.21	124.11	121.00
1	CA	1301	U	C6-N1-C2	-6.21	117.27	121.00
23	DA	271(G)	C	N1-C2-O2	6.21	122.63	118.90

Continued on next page...

Continued from previous page...

Mol	Chain	Res	Type	Atoms	Z	Observed(°)	Ideal(°)
23	DA	1616	A	C6-C5-N7	-6.21	127.95	132.30
23	BA	196	A	C5-N7-C8	-6.21	100.79	103.90
23	BA	1698	A	C8-N9-C4	-6.21	103.31	105.80
23	BA	2292	C	N3-C4-C5	6.21	124.39	121.90
23	BA	960	A	N1-C6-N6	6.21	122.33	118.60
23	BA	2692	C	N3-C4-C5	6.21	124.39	121.90
23	DA	675	A	C2-N3-C4	-6.21	107.49	110.60
23	DA	2728	U	C2-N3-C4	-6.21	123.27	127.00
23	BA	2769	C	N3-C4-C5	6.21	124.38	121.90
1	CA	1184	G	C6-N1-C2	6.21	128.83	125.10
1	AA	529	G	C5-C6-O6	-6.21	124.88	128.60
1	AA	1274	G	C5-C6-N1	-6.21	108.39	111.50
1	CA	963	G	N3-C4-N9	6.21	129.72	126.00
1	CA	998	G	N9-C4-C5	6.21	107.88	105.40
1	CA	1343	G	C4-C5-N7	6.21	113.28	110.80
24	DB	75	G	C8-N9-C4	6.21	108.88	106.40
23	BA	586	A	C8-N9-C4	-6.21	103.32	105.80
23	BA	763	G	C6-N1-C2	-6.21	121.38	125.10
23	BA	1243	G	N3-C4-C5	6.21	131.70	128.60
23	BA	2353	G	N9-C4-C5	-6.21	102.92	105.40
1	CA	1119	C	C6-N1-C2	-6.21	117.82	120.30
23	DA	2379	G	N7-C8-N9	6.21	116.20	113.10
23	BA	1803	A	C2-N3-C4	6.21	113.70	110.60
23	BA	2555	U	N1-C2-O2	-6.21	118.46	122.80
1	CA	976	G	N3-C4-C5	6.21	131.70	128.60
1	CA	1340	A	N7-C8-N9	6.21	116.90	113.80
23	DA	2028	U	C5-C6-N1	-6.21	119.60	122.70
1	AA	988	G	N9-C4-C5	6.20	107.88	105.40
23	BA	529	A	C5-N7-C8	-6.20	100.80	103.90
1	CA	529	G	C5-C6-O6	-6.20	124.88	128.60
23	DA	977	G	C5-C6-N1	6.20	114.60	111.50
23	DA	196	A	N1-C6-N6	6.20	122.32	118.60
23	BA	1864	U	N3-C2-O2	6.20	126.54	122.20
23	DA	2782	G	C6-C5-N7	-6.20	126.68	130.40
1	AA	366	C	C5-C6-N1	-6.20	117.90	121.00
1	AA	767	A	N1-C6-N6	-6.20	114.88	118.60
1	AA	855	G	N9-C4-C5	6.20	107.88	105.40
23	BA	124	G	C8-N9-C4	6.20	108.88	106.40
23	BA	1602	U	C4-C5-C6	6.20	123.42	119.70
1	CA	770	C	C5-C6-N1	-6.20	117.90	121.00
23	DA	1755	A	C5-C6-N6	6.20	128.66	123.70
1	AA	1297	C	C6-N1-C2	-6.20	117.82	120.30

Continued on next page...

Continued from previous page...

Mol	Chain	Res	Type	Atoms	Z	Observed(°)	Ideal(°)
23	BA	2353	G	C8-N9-C4	6.20	108.88	106.40
23	BA	2425	A	C8-N9-C4	-6.20	103.32	105.80
23	BA	2768	C	C2-N3-C4	-6.20	116.80	119.90
24	BB	118	G	C8-N9-C4	6.20	108.88	106.40
23	DA	389	G	C4-C5-N7	6.20	113.28	110.80
23	DA	673	C	N3-C4-C5	6.20	124.38	121.90
23	DA	1314	C	C5-C4-N4	-6.20	115.86	120.20
23	DA	1987	G	N1-C6-O6	6.20	123.62	119.90
1	CA	1042	G	C6-C5-N7	6.19	134.12	130.40
1	AA	1108	G	C5-C6-O6	6.19	132.32	128.60
23	BA	1304	C	N3-C4-C5	6.19	124.38	121.90
1	CA	1343	G	N3-C4-N9	6.19	129.72	126.00
23	DA	910	A	N1-C6-N6	6.19	122.31	118.60
23	BA	2296	U	C6-N1-C2	6.19	124.71	121.00
23	DA	2031	A	C4-C5-C6	6.19	120.10	117.00
23	BA	2059	A	C8-N9-C4	6.19	108.28	105.80
23	BA	2454	G	N7-C8-N9	-6.19	110.01	113.10
23	BA	989	G	N9-C4-C5	-6.19	102.92	105.40
23	BA	1021	A	N1-C2-N3	6.19	132.39	129.30
23	BA	1992	G	C5-C6-O6	6.19	132.31	128.60
23	DA	2038	G	C4-C5-N7	6.19	113.27	110.80
1	AA	1158	C	N3-C2-O2	-6.18	117.57	121.90
23	BA	1979	C	C5-C6-N1	6.18	124.09	121.00
23	DA	1298	C	N3-C2-O2	-6.18	117.57	121.90
1	AA	1093	A	N1-C6-N6	6.18	122.31	118.60
23	BA	729	G	N1-C6-O6	6.18	123.61	119.90
23	DA	766	C	C6-N1-C2	-6.18	117.83	120.30
23	BA	984	A	C8-N9-C4	6.18	108.27	105.80
23	BA	1128	A	C8-N9-C4	-6.18	103.33	105.80
23	BA	1578	U	C5-C4-O4	6.18	129.61	125.90
23	DA	1938	A	C4-C5-C6	6.18	120.09	117.00
23	DA	330	A	N1-C2-N3	6.18	132.39	129.30
23	DA	1977	A	N7-C8-N9	-6.18	110.71	113.80
1	AA	1239	A	N1-C6-N6	-6.18	114.89	118.60
23	BA	2018	G	N7-C8-N9	6.18	116.19	113.10
25	DD	229	VAL	CB-CA-C	-6.18	99.67	111.40
23	BA	558	G	N7-C8-N9	-6.17	110.01	113.10
23	BA	2487	G	C5-C6-O6	-6.17	124.89	128.60
23	BA	2808	U	N3-C4-O4	6.17	123.72	119.40
1	CA	1442(B)	A	C4-C5-C6	6.17	120.09	117.00
23	DA	459	U	N3-C4-O4	-6.17	115.08	119.40
23	BA	272(H)	C	C5-C6-N1	6.17	124.09	121.00

Continued on next page...

Continued from previous page...

Mol	Chain	Res	Type	Atoms	Z	Observed(°)	Ideal(°)
23	BA	1262	A	C8-N9-C4	-6.17	103.33	105.80
23	BA	2782	G	N1-C6-O6	6.17	123.60	119.90
23	BA	2768	C	N3-C2-O2	-6.17	117.58	121.90
1	CA	954	G	C8-N9-C4	6.17	108.87	106.40
1	CA	1527	C	C6-N1-C2	6.17	122.77	120.30
1	AA	60	A	N1-C6-N6	-6.17	114.90	118.60
1	AA	956	U	C5-C6-N1	6.17	125.78	122.70
23	BA	623	G	C8-N9-C4	6.17	108.87	106.40
1	CA	358	U	N1-C2-N3	6.17	118.60	114.90
23	DA	1391	U	C2-N1-C1'	6.17	125.10	117.70
23	BA	1655	A	N7-C8-N9	-6.17	110.72	113.80
23	BA	1858	G	C8-N9-C4	-6.17	103.93	106.40
23	DA	535	C	N3-C2-O2	6.17	126.22	121.90
23	DA	995	C	N1-C2-O2	-6.17	115.20	118.90
23	DA	1802	A	N1-C2-N3	6.17	132.38	129.30
23	DA	2364	C	C5-C6-N1	-6.17	117.92	121.00
1	AA	938	A	N7-C8-N9	6.17	116.88	113.80
23	BA	1200	C	C5-C6-N1	-6.16	117.92	121.00
1	CA	818	G	N1-C6-O6	-6.16	116.20	119.90
23	DA	1478	G	N3-C2-N2	6.16	124.22	119.90
23	DA	1963	U	C5-C6-N1	6.16	125.78	122.70
23	DA	2055	C	C2-N1-C1'	-6.16	112.02	118.80
23	BA	1304	C	C2-N3-C4	-6.16	116.82	119.90
23	BA	1350	C	C6-N1-C2	6.16	122.77	120.30
23	BA	1667	G	C5-C6-O6	-6.16	124.90	128.60
1	AA	357	G	N9-C4-C5	6.16	107.86	105.40
23	DA	2371	G	C8-N9-C4	6.16	108.86	106.40
23	BA	688	U	N1-C2-O2	-6.16	118.49	122.80
1	CA	39	G	C4-C5-N7	-6.16	108.34	110.80
23	DA	775	G	N1-C2-N2	-6.16	110.66	116.20
23	DA	1327	C	N1-C2-O2	-6.16	115.20	118.90
23	DA	1653	G	C4-N9-C1'	6.16	134.50	126.50
23	BA	12	U	N1-C2-O2	6.16	127.11	122.80
23	BA	1755	A	N9-C4-C5	6.16	108.26	105.80
23	BA	2764	A	N9-C4-C5	6.16	108.26	105.80
23	BA	1950	G	C5-C6-O6	6.15	132.29	128.60
1	CA	1009	G	N1-C6-O6	6.15	123.59	119.90
23	DA	397	G	N3-C4-C5	6.15	131.68	128.60
23	DA	2103	C	C2-N3-C4	6.15	122.98	119.90
23	DA	361	G	N1-C6-O6	6.15	123.59	119.90
23	DA	1204	A	N3-C4-C5	6.15	131.11	126.80
23	DA	2182	G	N9-C4-C5	6.15	107.86	105.40

Continued on next page...

Continued from previous page...

Mol	Chain	Res	Type	Atoms	Z	Observed(°)	Ideal(°)
1	AA	1443	G	C8-N9-C4	6.15	108.86	106.40
23	BA	678	C	C2-N3-C4	-6.15	116.83	119.90
23	BA	764	A	C8-N9-C4	-6.15	103.34	105.80
23	BA	2621	A	C4-C5-C6	-6.15	113.92	117.00
1	CA	1246	C	N1-C2-O2	6.15	122.59	118.90
1	AA	1333	A	N7-C8-N9	6.15	116.87	113.80
23	BA	278	A	C5-C6-N6	-6.15	118.78	123.70
23	BA	688	U	N1-C2-N3	6.15	118.59	114.90
23	BA	2286	A	C8-N9-C4	-6.15	103.34	105.80
23	DA	2581	G	C5-C6-O6	6.15	132.29	128.60
1	CA	1392	G	N3-C2-N2	6.15	124.20	119.90
23	DA	2335	A	N9-C4-C5	-6.15	103.34	105.80
23	BA	1178	C	C5-C6-N1	6.14	124.07	121.00
23	DA	1264	G	C5-C6-O6	-6.14	124.91	128.60
1	AA	1047	G	C5-C6-O6	-6.14	124.91	128.60
23	BA	1448	G	N1-C6-O6	6.14	123.59	119.90
23	DA	71	A	N3-C4-N9	-6.14	122.49	127.40
23	BA	2582	G	C5-C6-O6	6.14	132.28	128.60
1	CA	1214	C	N3-C4-C5	-6.14	119.44	121.90
1	CA	1231	G	C6-N1-C2	-6.14	121.42	125.10
23	DA	1371	G	N1-C6-O6	6.14	123.58	119.90
1	AA	1067	A	C8-N9-C4	-6.14	103.34	105.80
23	BA	1819	A	C4-C5-N7	-6.14	107.63	110.70
23	BA	2220	G	C8-N9-C4	-6.14	103.94	106.40
23	DA	201	C	C5-C6-N1	-6.14	117.93	121.00
23	DA	1934	C	C6-N1-C2	6.14	122.75	120.30
23	BA	2592	G	C8-N9-C4	-6.13	103.95	106.40
1	CA	804	U	C5-C6-N1	-6.13	119.63	122.70
23	DA	1047	G	N3-C4-N9	6.13	129.68	126.00
23	BA	272(H)	C	C5-C4-N4	-6.13	115.91	120.20
23	BA	452	G	N3-C4-C5	-6.13	125.53	128.60
1	CA	458	C	N3-C2-O2	-6.13	117.61	121.90
23	DA	1992	G	C8-N9-C4	-6.13	103.95	106.40
1	AA	1442	G	N3-C4-N9	6.13	129.68	126.00
1	AA	670	G	C4-C5-N7	-6.13	108.35	110.80
23	BA	380	U	C5-C6-N1	-6.13	119.64	122.70
23	BA	2300	G	N3-C4-N9	6.13	129.68	126.00
23	BA	2596	U	N1-C2-N3	6.13	118.58	114.90
1	CA	1286	A	N1-C2-N3	6.13	132.36	129.30
23	DA	2323	G	N9-C4-C5	-6.13	102.95	105.40
23	DA	1991	U	C5-C6-N1	-6.12	119.64	122.70
1	AA	1343	G	N3-C4-N9	6.12	129.67	126.00

Continued on next page...

Continued from previous page...

Mol	Chain	Res	Type	Atoms	Z	Observed(°)	Ideal(°)
23	BA	2446	G	C5-C6-O6	-6.12	124.93	128.60
23	DA	2751	G	C8-N9-C4	-6.12	103.95	106.40
23	BA	475	U	N3-C2-O2	-6.12	117.92	122.20
23	BA	2257	U	N3-C2-O2	6.12	126.48	122.20
23	DA	154	G	C5-C6-O6	-6.12	124.93	128.60
1	AA	1442	G	N9-C4-C5	-6.12	102.95	105.40
23	BA	363(B)	G	N3-C4-N9	6.12	129.67	126.00
23	BA	1200	C	C2-N3-C4	-6.12	116.84	119.90
23	BA	1531	C	C6-N1-C2	-6.12	117.85	120.30
23	DA	2107	C	C5-C4-N4	6.12	124.48	120.20
23	DA	1419	A	C8-N9-C4	6.12	108.25	105.80
23	DA	2607	G	N3-C2-N2	6.12	124.18	119.90
23	BA	667	U	N1-C2-O2	-6.12	118.52	122.80
23	BA	2445	G	C5-C6-O6	6.12	132.27	128.60
1	CA	1333	A	C8-N9-C4	-6.12	103.35	105.80
23	DA	691	C	C6-N1-C2	6.12	122.75	120.30
23	DA	865	C	C6-N1-C2	6.12	122.75	120.30
23	DA	2689	U	C2-N1-C1'	-6.12	110.36	117.70
23	DA	2340	G	N9-C4-C5	-6.11	102.95	105.40
23	DA	530	G	C4-C5-N7	6.11	113.25	110.80
23	BA	201	C	C6-N1-C2	6.11	122.74	120.30
23	BA	1936	A	C8-N9-C4	-6.11	103.36	105.80
23	DA	205	G	N3-C2-N2	6.11	124.18	119.90
23	DA	446	G	N9-C4-C5	-6.11	102.96	105.40
1	AA	1312	G	C8-N9-C4	-6.11	103.96	106.40
23	DA	279	C	C5-C6-N1	6.11	124.05	121.00
1	AA	1166	G	C4-N9-C1'	-6.11	118.56	126.50
23	BA	1536	C	C2-N1-C1'	6.11	125.52	118.80
23	BA	2100	G	C8-N9-C1'	-6.11	119.06	127.00
1	CA	444	C	C6-N1-C2	6.11	122.74	120.30
23	BA	2103	C	C2-N3-C4	6.10	122.95	119.90
1	CA	1008	C	N3-C4-N4	6.10	122.27	118.00
23	BA	196	A	N9-C4-C5	-6.10	103.36	105.80
1	CA	1165	C	N3-C4-C5	-6.10	119.46	121.90
1	CA	1283	G	N1-C6-O6	-6.10	116.24	119.90
23	DA	1006	C	C2-N1-C1'	-6.10	112.09	118.80
1	CA	1131	G	C8-N9-C4	6.10	108.84	106.40
1	CA	1277	C	C5-C4-N4	6.10	124.47	120.20
23	DA	1531	C	C6-N1-C2	-6.10	117.86	120.30
23	BA	592	G	N9-C4-C5	6.10	107.84	105.40
23	BA	1681	G	C6-C5-N7	-6.10	126.74	130.40
23	DA	1617	C	C5-C6-N1	-6.10	117.95	121.00

Continued on next page...

Continued from previous page...

Mol	Chain	Res	Type	Atoms	Z	Observed(°)	Ideal(°)
23	DA	2421	G	C5-C6-O6	-6.10	124.94	128.60
23	BA	1268	A	C2-N3-C4	-6.10	107.55	110.60
1	CA	1004	A	C8-N9-C4	-6.10	103.36	105.80
23	DA	278	A	N9-C4-C5	-6.10	103.36	105.80
23	DA	2031	A	C6-C5-N7	-6.10	128.03	132.30
23	DA	2731	G	C6-N1-C2	-6.10	121.44	125.10
1	CA	557	G	N3-C4-C5	-6.09	125.55	128.60
23	DA	847	U	N1-C2-O2	6.09	127.07	122.80
23	DA	1755	A	N1-C2-N3	6.09	132.35	129.30
23	DA	2335	A	C6-N1-C2	-6.09	114.94	118.60
1	AA	1216	G	C6-N1-C2	6.09	128.76	125.10
23	BA	2013	A	C5-N7-C8	-6.09	100.85	103.90
23	BA	682	G	C6-C5-N7	-6.09	126.75	130.40
1	CA	1166	G	C6-C5-N7	6.09	134.06	130.40
23	DA	2623	G	C2-N3-C4	6.09	114.95	111.90
23	BA	2049	G	C2-N3-C4	-6.09	108.86	111.90
23	BA	2286	A	N1-C2-N3	6.09	132.34	129.30
23	BA	2875	C	C6-N1-C2	6.09	122.74	120.30
1	CA	1171	G	C6-N1-C2	6.09	128.75	125.10
1	CA	1456	G	N3-C4-C5	-6.09	125.56	128.60
23	DA	893	C	C2-N1-C1'	6.09	125.50	118.80
24	BB	92	C	C5-C6-N1	6.09	124.04	121.00
23	BA	1137	G	N1-C6-O6	6.09	123.55	119.90
23	BA	1816	G	N9-C4-C5	-6.09	102.97	105.40
25	BD	131	LEU	CB-CG-CD2	-6.09	100.65	111.00
23	DA	2510	C	C5-C4-N4	6.09	124.46	120.20
23	DA	747	U	N1-C2-O2	-6.08	118.54	122.80
23	DA	2881	C	N3-C2-O2	6.08	126.16	121.90
23	BA	742	G	C8-N9-C4	6.08	108.83	106.40
23	BA	1391	U	C2-N1-C1'	6.08	125.00	117.70
23	DA	1830	C	C6-N1-C2	6.08	122.73	120.30
23	BA	143	G	C4-N9-C1'	-6.08	118.59	126.50
23	BA	759	G	C8-N9-C4	6.08	108.83	106.40
23	BA	2273	A	C5-N7-C8	-6.08	100.86	103.90
23	BA	2856	C	C6-N1-C2	-6.08	117.87	120.30
23	DA	2129	C	N1-C2-O2	6.08	122.55	118.90
23	DA	2300	G	N3-C4-N9	6.08	129.65	126.00
23	DA	693	C	C2-N3-C4	-6.08	116.86	119.90
23	DA	2768	C	C6-N1-C2	-6.08	117.87	120.30
23	BA	546	C	C6-N1-C2	-6.08	117.87	120.30
23	BA	2225	A	C4-C5-C6	-6.08	113.96	117.00
23	DA	271(W)	G	C8-N9-C4	-6.08	103.97	106.40

Continued on next page...

Continued from previous page...

Mol	Chain	Res	Type	Atoms	Z	Observed(°)	Ideal(°)
23	BA	2397	G	N7-C8-N9	6.08	116.14	113.10
1	AA	1279	A	C4-N9-C1'	6.08	137.24	126.30
23	BA	122	G	N1-C6-O6	6.08	123.55	119.90
23	BA	468	G	N9-C4-C5	-6.08	102.97	105.40
23	BA	679	C	C2-N3-C4	-6.08	116.86	119.90
23	BA	2015	A	C4-C5-C6	6.08	120.04	117.00
1	CA	1314	C	N1-C2-O2	6.08	122.55	118.90
23	DA	739	G	N7-C8-N9	-6.08	110.06	113.10
23	DA	2264	C	C2-N3-C4	-6.08	116.86	119.90
23	BA	533	G	N1-C2-N3	6.07	127.54	123.90
23	BA	1315	C	N1-C2-N3	6.07	123.45	119.20
23	DA	695	G	C5-C6-O6	6.07	132.24	128.60
23	BA	2003	G	C5-C6-N1	6.07	114.54	111.50
23	BA	886	C	N1-C2-O2	6.07	122.54	118.90
23	BA	2287	A	C5-N7-C8	-6.07	100.86	103.90
23	BA	2464	C	C2-N1-C1'	6.07	125.48	118.80
23	BA	2672	G	N1-C6-O6	6.07	123.54	119.90
23	DA	1989	G	C5-C6-O6	-6.07	124.96	128.60
1	AA	1442(B)	A	C4-N9-C1'	6.07	137.22	126.30
23	BA	239	U	C5-C6-N1	-6.07	119.67	122.70
23	BA	763	G	C4-C5-N7	-6.07	108.37	110.80
1	CA	1330	U	N3-C2-O2	-6.07	117.95	122.20
23	DA	1121	C	C5-C6-N1	-6.07	117.97	121.00
23	DA	2099	U	C6-N1-C2	-6.07	117.36	121.00
23	BA	527	C	C5-C4-N4	6.07	124.45	120.20
23	BA	2004	G	C5-N7-C8	-6.07	101.27	104.30
23	BA	2707	G	C4-C5-N7	6.07	113.23	110.80
1	CA	1030	C	N3-C2-O2	-6.07	117.65	121.90
23	DA	62	C	N3-C4-N4	-6.07	113.75	118.00
23	DA	791	C	N3-C2-O2	-6.07	117.65	121.90
23	DA	1316	U	N3-C2-O2	-6.07	117.95	122.20
23	DA	1845	G	N1-C6-O6	-6.07	116.26	119.90
23	DA	2100	G	C4-N9-C1'	6.07	134.38	126.50
1	AA	822	C	C6-N1-C2	6.06	122.72	120.30
23	BA	1478	G	N3-C2-N2	6.06	124.14	119.90
23	BA	2279	G	N1-C2-N2	-6.06	110.74	116.20
23	BA	2587	A	N1-C2-N3	6.06	132.33	129.30
23	DA	391	G	N9-C4-C5	-6.06	102.97	105.40
1	AA	1365	G	C5-C6-O6	-6.06	124.96	128.60
1	AA	1456	G	N9-C4-C5	-6.06	102.98	105.40
23	BA	1530	C	C6-N1-C1'	-6.06	113.53	120.80
1	AA	993	G	C4-N9-C1'	6.06	134.38	126.50

Continued on next page...

Continued from previous page...

Mol	Chain	Res	Type	Atoms	Z	Observed(°)	Ideal(°)
1	AA	1108	G	C8-N9-C4	-6.06	103.98	106.40
23	BA	1142(A)	A	N1-C2-N3	6.06	132.33	129.30
23	DA	2500	U	N3-C4-C5	6.06	118.23	114.60
23	BA	1471	A	N7-C8-N9	6.06	116.83	113.80
23	BA	1900	A	C2-N3-C4	6.06	113.63	110.60
23	BA	2065	C	N3-C4-C5	-6.06	119.48	121.90
23	BA	2607	G	C8-N9-C1'	-6.06	119.12	127.00
1	CA	741	G	C8-N9-C4	6.06	108.82	106.40
1	CA	1266	G	C2-N3-C4	6.06	114.93	111.90
23	DA	1313	U	C6-N1-C2	-6.06	117.37	121.00
23	BA	1358	G	N3-C4-C5	-6.05	125.57	128.60
23	BA	2312	U	C5-C6-N1	6.05	125.73	122.70
1	CA	1322	C	C6-N1-C2	-6.05	117.88	120.30
23	DA	1784	A	N1-C6-N6	-6.05	114.97	118.60
23	BA	535	C	C2-N1-C1'	-6.05	112.14	118.80
23	BA	1276	A	C2-N3-C4	-6.05	107.57	110.60
23	BA	1368	G	N9-C4-C5	6.05	107.82	105.40
23	BA	1970	A	C8-N9-C1'	-6.05	116.81	127.70
1	CA	1267	C	C5-C6-N1	6.05	124.03	121.00
1	AA	818	G	N9-C4-C5	6.05	107.82	105.40
1	AA	1066	C	C4-C5-C6	6.05	120.43	117.40
23	DA	300	A	C8-N9-C4	6.05	108.22	105.80
23	DA	975	C	C6-N1-C2	-6.05	117.88	120.30
1	AA	1268	A	C2-N3-C4	6.05	113.62	110.60
23	BA	2072	G	C6-C5-N7	-6.05	126.77	130.40
23	BA	2279	G	N3-C2-N2	6.05	124.13	119.90
23	BA	2575	C	C4-C5-C6	6.05	120.42	117.40
23	DA	1216	G	N1-C6-O6	6.05	123.53	119.90
23	BA	1698	A	C5-C6-N1	-6.05	114.68	117.70
23	BA	2026	C	N3-C4-C5	-6.04	119.48	121.90
23	DA	1653	G	C8-N9-C4	-6.04	103.98	106.40
1	AA	1277	C	C5-C4-N4	6.04	124.43	120.20
23	BA	12	U	C2-N1-C1'	6.04	124.95	117.70
23	BA	20	C	C2-N3-C4	-6.04	116.88	119.90
23	BA	94	C	C2-N1-C1'	6.04	125.45	118.80
23	BA	1245	G	N1-C6-O6	-6.04	116.27	119.90
23	DA	845	G	C8-N9-C1'	-6.04	119.14	127.00
23	DA	1575	C	C6-N1-C2	6.04	122.72	120.30
23	DA	468	G	N9-C4-C5	-6.04	102.98	105.40
23	BA	1130	U	C4-C5-C6	6.04	123.32	119.70
23	DA	2354	G	C8-N9-C4	-6.04	103.98	106.40
23	DA	2782	G	C5-C6-O6	-6.04	124.98	128.60

Continued on next page...

Continued from previous page...

Mol	Chain	Res	Type	Atoms	Z	Observed(°)	Ideal(°)
23	BA	1864	U	N1-C2-O2	-6.04	118.57	122.80
1	CA	836	G	C5-C6-O6	-6.04	124.98	128.60
23	DA	465	G	C4-C5-C6	6.04	122.42	118.80
23	DA	1530	C	C6-N1-C1'	-6.04	113.55	120.80
23	BA	1608	A	C2-N3-C4	-6.04	107.58	110.60
23	DA	1313	U	C2-N1-C1'	6.04	124.94	117.70
23	BA	1242	A	C8-N9-C4	6.04	108.22	105.80
1	CA	1442	G	C8-N9-C1'	-6.04	119.15	127.00
23	DA	1351	C	C6-N1-C2	6.04	122.71	120.30
1	AA	529	G	N1-C6-O6	6.03	123.52	119.90
23	BA	2304	G	C4-N9-C1'	-6.03	118.66	126.50
24	BB	61	G	N1-C2-N2	6.03	121.63	116.20
23	DA	90	U	C5-C6-N1	6.03	125.72	122.70
23	DA	403	U	N3-C2-O2	-6.03	117.98	122.20
1	AA	593	G	C8-N9-C4	-6.03	103.99	106.40
1	CA	1033	G	N3-C2-N2	6.03	124.12	119.90
1	CA	940	C	C2-N1-C1'	6.03	125.43	118.80
23	DA	2111	C	C6-N1-C2	-6.03	117.89	120.30
1	CA	1008	C	C5-C4-N4	-6.03	115.98	120.20
23	DA	2521	C	C5-C6-N1	-6.03	117.98	121.00
23	BA	2200	C	C2-N1-C1'	6.03	125.43	118.80
23	BA	2238	G	C2-N3-C4	6.03	114.91	111.90
23	BA	2578	G	N1-C2-N3	6.03	127.52	123.90
1	CA	1379	G	C4-N9-C1'	6.03	134.34	126.50
23	DA	529	A	C2-N3-C4	-6.03	107.59	110.60
23	BA	751	A	C6-N1-C2	-6.03	114.98	118.60
23	DA	103	A	N1-C6-N6	6.03	122.22	118.60
23	DA	122	G	C8-N9-C4	6.03	108.81	106.40
23	DA	528	A	C8-N9-C1'	6.03	138.55	127.70
23	DA	2719	G	C8-N9-C4	6.03	108.81	106.40
23	BA	131	G	C4-C5-N7	6.02	113.21	110.80
23	BA	752	A	N1-C2-N3	6.02	132.31	129.30
23	BA	2319	G	N3-C4-N9	-6.02	122.39	126.00
23	DA	783	A	C2-N3-C4	6.02	113.61	110.60
23	DA	988	A	N9-C4-C5	-6.02	103.39	105.80
23	DA	2387	U	C5-C6-N1	-6.02	119.69	122.70
1	CA	901	A	C2-N3-C4	-6.02	107.59	110.60
23	DA	2805	G	N1-C6-O6	-6.02	116.29	119.90
1	AA	1028	C	C5-C6-N1	6.02	124.01	121.00
23	BA	975	C	C4-C5-C6	6.02	120.41	117.40
23	BA	1632	A	N1-C6-N6	6.02	122.21	118.60
23	DA	926	A	N1-C6-N6	6.02	122.21	118.60

Continued on next page...

Continued from previous page...

Mol	Chain	Res	Type	Atoms	Z	Observed(°)	Ideal(°)
1	AA	1290	G	C4-N9-C1'	6.02	134.32	126.50
1	CA	365	U	C2-N1-C1'	-6.02	110.48	117.70
23	DA	445	C	C2-N3-C4	-6.02	116.89	119.90
23	DA	825	C	N3-C4-N4	6.02	122.21	118.00
1	AA	1014	A	N3-C4-C5	-6.01	122.59	126.80
23	BA	385	C	N3-C4-C5	-6.01	119.50	121.90
1	CA	946	A	N1-C6-N6	-6.01	114.99	118.60
23	DA	2790	A	C2-N3-C4	6.01	113.61	110.60
1	CA	1096	C	N3-C4-C5	6.01	124.31	121.90
1	AA	158	G	C8-N9-C4	-6.01	104.00	106.40
1	AA	1223	C	N1-C2-O2	6.01	122.51	118.90
23	BA	624	C	N3-C4-C5	6.01	124.30	121.90
23	BA	941	A	C2-N3-C4	6.01	113.61	110.60
23	DA	1210	A	C5-N7-C8	-6.01	100.89	103.90
23	DA	2312	U	C2-N1-C1'	6.01	124.91	117.70
1	AA	1205	U	C6-N1-C2	-6.01	117.39	121.00
23	BA	940	G	C8-N9-C4	-6.01	104.00	106.40
1	CA	1158	C	N3-C2-O2	-6.01	117.69	121.90
1	CA	1293	G	N3-C4-N9	6.01	129.61	126.00
23	DA	141	A	C6-C5-N7	-6.01	128.09	132.30
1	AA	38	G	N1-C6-O6	6.01	123.50	119.90
1	AA	1355	G	N3-C4-C5	-6.01	125.60	128.60
23	DA	205	G	C5-C6-O6	-6.01	125.00	128.60
1	AA	93	G	N9-C4-C5	-6.01	103.00	105.40
1	AA	359	U	C5-C6-N1	-6.01	119.70	122.70
1	AA	940	C	C5-C6-N1	6.01	124.00	121.00
1	CA	1320	C	N3-C2-O2	-6.01	117.69	121.90
23	DA	2708	G	N1-C6-O6	-6.01	116.30	119.90
1	AA	47	C	C2-N3-C4	-6.00	116.90	119.90
1	AA	1036	G	C5-C6-O6	6.00	132.20	128.60
23	BA	595	C	C5-C4-N4	-6.00	116.00	120.20
23	BA	737	C	N3-C2-O2	6.00	126.10	121.90
23	BA	1159	U	N1-C2-N3	6.00	118.50	114.90
1	CA	986	A	C5-C6-N1	6.00	120.70	117.70
23	DA	132	G	C5-C6-N1	-6.00	108.50	111.50
23	DA	1808	U	C2-N3-C4	6.00	130.60	127.00
23	DA	2759	G	N1-C6-O6	-6.00	116.30	119.90
23	DA	1337	G	N1-C6-O6	-6.00	116.30	119.90
1	AA	365	U	C5-C6-N1	-6.00	119.70	122.70
1	AA	998	G	C8-N9-C1'	6.00	134.80	127.00
23	BA	2361	A	C5-C6-N6	-6.00	118.90	123.70
1	AA	485	G	C4-N9-C1'	-6.00	118.70	126.50

Continued on next page...

Continued from previous page...

Mol	Chain	Res	Type	Atoms	Z	Observed(°)	Ideal(°)
23	BA	392	C	N3-C4-C5	6.00	124.30	121.90
23	BA	723	G	N9-C4-C5	-6.00	103.00	105.40
23	BA	2319	G	N9-C4-C5	6.00	107.80	105.40
23	DA	465	G	C8-N9-C4	-6.00	104.00	106.40
23	DA	1762	A	N3-C4-C5	-6.00	122.60	126.80
1	AA	92	C	C2-N3-C4	6.00	122.90	119.90
23	BA	1243	G	N9-C4-C5	-6.00	103.00	105.40
1	CA	1081	G	C4-C5-N7	6.00	113.20	110.80
1	AA	698	G	C5-C6-O6	-6.00	125.00	128.60
23	BA	706	A	C8-N9-C4	6.00	108.20	105.80
1	CA	1028	C	C2-N3-C4	6.00	122.90	119.90
23	BA	920	G	N1-C2-N2	-5.99	110.81	116.20
23	BA	2727	G	N1-C6-O6	5.99	123.50	119.90
1	CA	1417	G	N3-C4-N9	5.99	129.60	126.00
1	CA	1442(B)	A	C8-N9-C4	-5.99	103.40	105.80
23	DA	1760	A	C6-N1-C2	-5.99	115.00	118.60
43	DZ	151	HIS	N-CA-C	5.99	127.18	111.00
23	BA	684	G	N1-C2-N2	5.99	121.59	116.20
23	DA	1325	G	N9-C4-C5	-5.99	103.00	105.40
1	AA	936	C	C2-N3-C4	-5.99	116.91	119.90
23	BA	893	C	C6-N1-C1'	-5.99	113.61	120.80
23	BA	1273	U	N3-C4-O4	-5.99	115.21	119.40
23	BA	1721	G	C4-C5-N7	5.99	113.20	110.80
23	BA	1819	A	N9-C4-C5	5.99	108.20	105.80
1	CA	1133	G	C4-C5-N7	-5.99	108.40	110.80
23	DA	1577	C	C6-N1-C2	5.99	122.70	120.30
23	DA	2523	G	C8-N9-C4	5.99	108.80	106.40
23	DA	2844	G	N1-C6-O6	5.99	123.49	119.90
1	AA	930	C	C2-N3-C4	-5.99	116.91	119.90
23	BA	782	A	C5-C6-N6	-5.99	118.91	123.70
23	BA	1531	C	C5-C6-N1	5.99	123.99	121.00
23	BA	1952	A	C8-N9-C4	-5.99	103.40	105.80
1	CA	122	G	N1-C6-O6	5.99	123.49	119.90
1	CA	1121	U	C5-C6-N1	5.99	125.69	122.70
1	CA	1045	C	N1-C2-O2	5.99	122.49	118.90
23	DA	627	A	N7-C8-N9	-5.99	110.81	113.80
23	BA	912	C	C6-N1-C2	-5.99	117.91	120.30
1	CA	204	U	C5-C6-N1	5.99	125.69	122.70
23	DA	2787	C	N1-C2-O2	5.99	122.49	118.90
1	AA	1023	G	N7-C8-N9	5.98	116.09	113.10
23	BA	2497	A	C5-C6-N1	5.98	120.69	117.70
1	CA	1487	G	C2-N3-C4	-5.98	108.91	111.90

Continued on next page...

Continued from previous page...

Mol	Chain	Res	Type	Atoms	Z	Observed(°)	Ideal(°)
23	BA	1643	G	C5-C6-O6	5.98	132.19	128.60
30	BI	123	LEU	CA-CB-CG	5.98	129.06	115.30
23	BA	1779	U	N1-C2-O2	5.98	126.99	122.80
23	DA	1992	G	C5-C6-O6	5.98	132.19	128.60
24	DB	7	G	C8-N9-C4	5.98	108.79	106.40
23	DA	1316	U	N1-C2-O2	5.98	126.98	122.80
23	DA	1350	C	N3-C4-C5	5.98	124.29	121.90
1	AA	594	G	N3-C4-C5	-5.98	125.61	128.60
23	BA	448	U	C6-N1-C2	-5.98	117.41	121.00
23	DA	2364	C	C6-N1-C2	5.98	122.69	120.30
23	BA	180	G	C5-C6-O6	-5.98	125.01	128.60
1	AA	999	C	N3-C4-N4	-5.97	113.82	118.00
23	BA	794	G	N1-C2-N2	-5.97	110.82	116.20
23	DA	179	G	C8-N9-C4	5.97	108.79	106.40
1	AA	779	C	N3-C4-C5	5.97	124.29	121.90
23	BA	500	G	C5-C6-O6	5.97	132.18	128.60
1	AA	1038	C	C2-N3-C4	5.97	122.89	119.90
1	AA	1424	C	C5-C6-N1	-5.97	118.02	121.00
23	BA	2028	U	N3-C4-O4	-5.97	115.22	119.40
1	CA	1277	C	C6-N1-C2	-5.97	117.91	120.30
23	DA	583	G	C5-C6-O6	-5.97	125.02	128.60
23	DA	2452	C	N3-C4-C5	-5.97	119.51	121.90
1	AA	346	G	C4-N9-C1'	5.97	134.26	126.50
23	BA	1811	G	N3-C2-N2	-5.97	115.72	119.90
23	BA	2791	C	N3-C2-O2	-5.97	117.72	121.90
1	CA	376	G	N1-C6-O6	5.97	123.48	119.90
23	DA	1777	U	N3-C2-O2	-5.97	118.02	122.20
23	DA	2315	G	N7-C8-N9	-5.97	110.11	113.10
23	DA	2580	U	C5-C6-N1	-5.97	119.72	122.70
23	DA	2599	G	N1-C2-N3	5.97	127.48	123.90
1	AA	1266	G	C2-N3-C4	5.97	114.88	111.90
23	BA	1760	A	N1-C6-N6	-5.97	115.02	118.60
1	CA	1154	G	C4-C5-N7	-5.97	108.41	110.80
23	DA	1698	A	C4-C5-N7	5.97	113.68	110.70
23	BA	652(T)	C	N1-C2-O2	5.97	122.48	118.90
23	BA	990	A	C2-N3-C4	-5.97	107.62	110.60
23	BA	2621	A	N1-C6-N6	-5.97	115.02	118.60
23	DA	389	G	N3-C4-N9	5.97	129.58	126.00
23	DA	446	G	C8-N9-C1'	-5.97	119.24	127.00
1	AA	1456	G	N3-C2-N2	5.96	124.08	119.90
24	BB	117	G	N7-C8-N9	-5.96	110.12	113.10
23	DA	70	G	C4-C5-N7	5.96	113.19	110.80

Continued on next page...

Continued from previous page...

Mol	Chain	Res	Type	Atoms	Z	Observed(°)	Ideal(°)
23	DA	327	G	C5-C6-N1	-5.96	108.52	111.50
23	DA	915	C	N1-C2-O2	5.96	122.48	118.90
23	DA	1282	U	C5-C6-N1	-5.96	119.72	122.70
23	DA	1377	G	N3-C4-N9	5.96	129.58	126.00
23	DA	2351	G	N3-C4-C5	-5.96	125.62	128.60
1	AA	1249	C	C5-C6-N1	5.96	123.98	121.00
23	DA	566	U	C5-C6-N1	-5.96	119.72	122.70
23	BA	1546	C	C2-N1-C1'	5.96	125.36	118.80
23	BA	2522	U	N3-C4-C5	-5.96	111.02	114.60
23	DA	208	C	C5-C4-N4	-5.96	116.03	120.20
23	BA	1773	A	C2-N3-C4	5.96	113.58	110.60
23	BA	194	G	C5-C6-N1	-5.96	108.52	111.50
23	BA	2292	C	C2-N3-C4	-5.96	116.92	119.90
23	DA	587	C	N3-C2-O2	-5.96	117.73	121.90
23	DA	924	C	N3-C4-N4	-5.96	113.83	118.00
23	DA	1270	C	C5-C6-N1	-5.96	118.02	121.00
23	BA	892	G	C6-N1-C2	5.96	128.67	125.10
1	CA	831	U	N1-C2-N3	5.96	118.47	114.90
23	DA	1980	G	N3-C2-N2	-5.96	115.73	119.90
23	DA	2622	C	C6-N1-C2	5.96	122.68	120.30
23	BA	215	G	N1-C2-N3	5.96	127.47	123.90
23	BA	945	A	C1'-O4'-C4'	-5.96	105.14	109.90
23	DA	781	A	C8-N9-C4	5.96	108.18	105.80
1	AA	1001(A)	G	N3-C4-N9	5.95	129.57	126.00
23	BA	746	A	N1-C6-N6	5.95	122.17	118.60
23	BA	988	A	C4-C5-N7	5.95	113.68	110.70
23	DA	676	A	C6-C5-N7	-5.95	128.13	132.30
23	DA	392	C	N3-C2-O2	5.95	126.06	121.90
23	DA	862	G	N1-C6-O6	-5.95	116.33	119.90
23	DA	1129	A	N9-C4-C5	5.95	108.18	105.80
23	DA	2240	C	C4-C5-C6	-5.95	114.42	117.40
1	AA	1002	G	N7-C8-N9	5.95	116.07	113.10
23	DA	512	G	N1-C6-O6	-5.95	116.33	119.90
23	DA	756	C	C5-C6-N1	-5.95	118.03	121.00
23	DA	629	G	N3-C4-N9	-5.95	122.43	126.00
1	AA	1036	G	C4-C5-N7	-5.95	108.42	110.80
1	AA	1264	C	C2-N3-C4	5.95	122.87	119.90
1	CA	972	C	N3-C2-O2	-5.95	117.74	121.90
23	DA	34	C	N1-C2-O2	5.95	122.47	118.90
23	DA	1896	G	N1-C6-O6	5.95	123.47	119.90
23	DA	196	A	N9-C4-C5	-5.94	103.42	105.80
23	BA	114	U	C2-N1-C1'	5.94	124.83	117.70

Continued on next page...

Continued from previous page...

Mol	Chain	Res	Type	Atoms	Z	Observed(°)	Ideal(°)
23	BA	508	G	N9-C4-C5	-5.94	103.02	105.40
23	BA	516	C	N1-C2-O2	-5.94	115.33	118.90
23	BA	2680	C	C6-N1-C2	5.94	122.68	120.30
1	CA	420	U	C6-N1-C2	-5.94	117.44	121.00
23	DA	572	A	C2-N3-C4	-5.94	107.63	110.60
23	DA	1618	A	C5-C6-N6	5.94	128.45	123.70
1	AA	139	G	C5-C6-O6	-5.94	125.04	128.60
1	CA	1234	C	N1-C2-O2	5.94	122.46	118.90
23	DA	508	G	C8-N9-C4	5.94	108.78	106.40
23	DA	762	U	N1-C2-N3	-5.94	111.34	114.90
23	DA	1944	U	C5-C6-N1	-5.94	119.73	122.70
23	DA	1992	G	P-O3'-C3'	5.94	126.82	119.70
23	DA	2107	C	C6-N1-C2	-5.94	117.92	120.30
23	BA	2894	G	C4-C5-N7	5.94	113.17	110.80
1	CA	1081	G	C2-N3-C4	-5.94	108.93	111.90
1	CA	1108	G	N9-C4-C5	5.94	107.77	105.40
1	CA	1456	G	N3-C2-N2	5.94	124.06	119.90
23	DA	659	C	C6-N1-C2	5.94	122.67	120.30
1	AA	1417	G	N3-C4-C5	-5.93	125.63	128.60
7	AG	104	LEU	CA-CB-CG	5.93	128.95	115.30
1	CA	1148	U	C6-N1-C2	-5.93	117.44	121.00
23	DA	1301	A	N1-C2-N3	5.93	132.27	129.30
23	BA	268	C	N3-C4-N4	5.93	122.15	118.00
23	BA	2518	A	C8-N9-C4	-5.93	103.43	105.80
23	DA	1296	G	N1-C2-N2	-5.93	110.86	116.20
23	BA	2335	A	C5-C6-N6	-5.93	118.95	123.70
23	DA	2612	C	C6-N1-C2	5.93	122.67	120.30
23	BA	1298	C	N3-C4-C5	5.93	124.27	121.90
24	BB	97	G	N7-C8-N9	-5.93	110.14	113.10
1	CA	944	G	N3-C4-N9	5.93	129.56	126.00
23	DA	2200	C	C2-N1-C1'	5.93	125.32	118.80
23	DA	2746	U	C5-C6-N1	-5.93	119.73	122.70
23	DA	652(T)	C	N1-C2-O2	5.93	122.46	118.90
23	BA	386	G	C6-C5-N7	-5.93	126.84	130.40
23	BA	951	C	C6-N1-C2	5.93	122.67	120.30
23	BA	1208	C	C5-C4-N4	-5.93	116.05	120.20
23	BA	1300	U	P-O3'-C3'	5.93	126.81	119.70
23	BA	2641	G	C4-N9-C1'	5.93	134.21	126.50
1	CA	1320	C	C6-N1-C2	-5.93	117.93	120.30
23	DA	776	G	N7-C8-N9	5.93	116.06	113.10
23	DA	1213	A	C8-N9-C4	5.93	108.17	105.80
23	DA	1583	A	C8-N9-C4	5.93	108.17	105.80

Continued on next page...

Continued from previous page...

Mol	Chain	Res	Type	Atoms	Z	Observed(°)	Ideal(°)
23	DA	645	C	C2-N3-C4	5.92	122.86	119.90
23	BA	213	A	C5-C6-N6	-5.92	118.96	123.70
23	BA	1565	C	N3-C4-C5	5.92	124.27	121.90
23	DA	2105	C	C5-C6-N1	5.92	123.96	121.00
1	AA	1166	G	C6-C5-N7	5.92	133.95	130.40
23	BA	777	A	N3-C4-C5	-5.92	122.65	126.80
23	DA	1427	A	C6-N1-C2	-5.92	115.05	118.60
23	DA	2641	G	C4-N9-C1'	5.92	134.19	126.50
23	BA	989	G	C4-C5-N7	5.92	113.17	110.80
1	CA	1274	G	N1-C6-O6	5.92	123.45	119.90
23	DA	51	G	C5-C6-O6	5.92	132.15	128.60
23	BA	1681	G	N1-C6-O6	5.92	123.45	119.90
1	CA	1297	C	N3-C4-C5	-5.92	119.53	121.90
23	BA	1132	A	N1-C2-N3	5.91	132.26	129.30
23	BA	1208	C	N1-C2-O2	-5.91	115.35	118.90
23	BA	1858	G	N7-C8-N9	5.91	116.06	113.10
23	DA	777	A	N9-C4-C5	5.91	108.17	105.80
23	DA	2304	G	C4-N9-C1'	-5.91	118.81	126.50
23	BA	271(M)	G	N3-C4-N9	5.91	129.55	126.00
1	AA	1188	A	C8-N9-C4	5.91	108.16	105.80
23	BA	2609	U	C4-C5-C6	5.91	123.25	119.70
23	DA	2304	G	N9-C4-C5	5.91	107.76	105.40
1	CA	433	C	C5-C6-N1	-5.91	118.05	121.00
23	DA	363(B)	G	N3-C4-N9	5.91	129.54	126.00
23	DA	679	C	C5-C6-N1	-5.91	118.05	121.00
23	BA	886	C	C2-N1-C1'	5.91	125.30	118.80
1	AA	962	C	C6-N1-C2	-5.91	117.94	120.30
23	BA	271(G)	C	C6-N1-C2	-5.91	117.94	120.30
23	BA	578	A	C8-N9-C4	-5.91	103.44	105.80
23	BA	2391	G	N9-C4-C5	5.91	107.76	105.40
1	CA	1071	C	C6-N1-C2	-5.91	117.94	120.30
23	DA	765	G	N1-C6-O6	5.91	123.44	119.90
23	DA	1777	U	N1-C2-O2	5.91	126.93	122.80
23	DA	2525	G	C8-N9-C4	5.91	108.76	106.40
23	BA	2581	G	N3-C2-N2	5.90	124.03	119.90
23	BA	431	U	C5-C6-N1	5.90	125.65	122.70
23	BA	826	U	N3-C4-C5	-5.90	111.06	114.60
23	BA	2277	G	N1-C6-O6	-5.90	116.36	119.90
23	DA	673	C	C2-N3-C4	-5.90	116.95	119.90
1	AA	1032	G	N1-C2-N3	-5.90	120.36	123.90
1	AA	1457	G	C5-C6-O6	-5.90	125.06	128.60
23	BA	1290	C	C6-N1-C2	-5.90	117.94	120.30

Continued on next page...

Continued from previous page...

Mol	Chain	Res	Type	Atoms	Z	Observed(°)	Ideal(°)
23	BA	792	G	C8-N9-C1'	-5.90	119.33	127.00
23	DA	645	C	C6-N1-C2	-5.90	117.94	120.30
23	DA	652(E)	G	N3-C2-N2	5.90	124.03	119.90
23	DA	1695	G	N7-C8-N9	5.90	116.05	113.10
1	AA	1299	A	N1-C6-N6	-5.90	115.06	118.60
1	CA	1342	C	N1-C2-O2	5.90	122.44	118.90
23	DA	1539	G	N1-C6-O6	5.90	123.44	119.90
23	BA	179	G	C5-C6-O6	-5.89	125.06	128.60
23	BA	424	G	C5-C6-O6	-5.89	125.06	128.60
23	DA	2162	G	N3-C4-N9	5.89	129.54	126.00
1	AA	121	C	C6-N1-C2	5.89	122.66	120.30
1	AA	1335	C	C6-N1-C1'	-5.89	113.73	120.80
23	BA	844	C	N3-C4-C5	5.89	124.26	121.90
23	DA	1271	G	N1-C6-O6	5.89	123.44	119.90
23	DA	984	A	C8-N9-C4	5.89	108.16	105.80
23	BA	297	C	N3-C4-N4	5.89	122.12	118.00
23	BA	1422	G	C2-N3-C4	5.89	114.84	111.90
23	BA	2381	C	N1-C2-N3	5.89	123.32	119.20
1	CA	1024	G	C5-C6-O6	-5.89	125.07	128.60
4	AD	26	CYS	N-CA-C	-5.89	95.10	111.00
1	CA	1153	C	C6-N1-C1'	5.89	127.87	120.80
23	DA	2455	G	C8-N9-C1'	-5.89	119.34	127.00
1	AA	1223	C	N3-C2-O2	-5.89	117.78	121.90
1	AA	1312	G	C5-C6-N1	5.89	114.44	111.50
23	BA	2226	C	C6-N1-C2	5.89	122.66	120.30
25	BD	229	VAL	CB-CA-C	-5.89	100.22	111.40
23	DA	214	G	C5-C6-O6	-5.89	125.07	128.60
23	BA	2319	G	C5-N7-C8	-5.88	101.36	104.30
23	BA	2335	A	N9-C4-C5	-5.88	103.45	105.80
1	CA	721	G	C6-C5-N7	-5.88	126.87	130.40
23	DA	179	G	N9-C4-C5	-5.88	103.05	105.40
23	DA	1653	G	N3-C4-N9	5.88	129.53	126.00
24	DB	81	G	C5-N7-C8	-5.88	101.36	104.30
23	DA	625	G	C2-N3-C4	-5.88	108.96	111.90
23	DA	1617	C	C4-C5-C6	5.88	120.34	117.40
1	AA	1524	C	C5-C6-N1	-5.88	118.06	121.00
23	BA	1721	G	C8-N9-C4	-5.88	104.05	106.40
23	BA	240	G	C5-C6-N1	5.88	114.44	111.50
23	BA	271(S)	G	N1-C6-O6	5.88	123.43	119.90
23	DA	1863	G	C8-N9-C4	5.88	108.75	106.40
23	BA	667	U	N3-C4-O4	5.88	123.51	119.40
23	DA	1464	C	N3-C4-C5	-5.88	119.55	121.90

Continued on next page...

Continued from previous page...

Mol	Chain	Res	Type	Atoms	Z	Observed(°)	Ideal(°)
23	BA	256	A	C8-N9-C4	5.88	108.15	105.80
23	BA	819	A	N1-C6-N6	-5.88	115.08	118.60
23	BA	1428	C	C4-C5-C6	5.88	120.34	117.40
23	BA	1479	G	N1-C6-O6	5.88	123.43	119.90
1	CA	1312	G	C6-N1-C2	5.88	128.63	125.10
23	DA	242	G	C4-N9-C1'	-5.88	118.86	126.50
23	DA	1298	C	C2-N3-C4	-5.88	116.96	119.90
1	AA	509	A	C8-N9-C4	-5.88	103.45	105.80
23	BA	2297	C	C5-C4-N4	5.88	124.31	120.20
23	BA	2729	G	C6-C5-N7	-5.88	126.88	130.40
23	DA	1141	U	C5-C4-O4	5.88	129.43	125.90
23	DA	1281	G	N1-C6-O6	5.88	123.42	119.90
23	DA	1623	G	C2-N3-C4	-5.88	108.96	111.90
1	AA	610	G	N3-C4-N9	5.87	129.53	126.00
1	CA	240	C	C5-C6-N1	-5.87	118.06	121.00
1	CA	1042	G	N1-C2-N2	5.87	121.49	116.20
23	DA	1359	A	C5-C6-N1	5.87	120.64	117.70
1	AA	1030	C	N1-C2-O2	5.87	122.42	118.90
23	BA	209	C	C4-C5-C6	5.87	120.34	117.40
23	BA	752	A	P-O3'-C3'	5.87	126.75	119.70
23	BA	2129	C	N1-C2-O2	5.87	122.42	118.90
1	CA	1270	C	C6-N1-C2	-5.87	117.95	120.30
1	AA	1184	G	C2-N3-C4	5.87	114.83	111.90
23	DA	2587	A	N1-C6-N6	5.87	122.12	118.60
1	AA	1328	C	C2-N1-C1'	-5.87	112.34	118.80
2	CB	129	GLU	N-CA-C	-5.87	95.16	111.00
23	DA	448	U	C4-C5-C6	5.87	123.22	119.70
23	DA	582	G	C2-N3-C4	-5.87	108.97	111.90
23	DA	629	G	N3-C4-C5	5.87	131.53	128.60
23	DA	1257	C	N3-C4-C5	-5.87	119.55	121.90
23	BA	736	C	N1-C2-O2	-5.87	115.38	118.90
23	BA	1230	C	C6-N1-C2	5.87	122.65	120.30
1	AA	286	G	C5-C6-O6	5.86	132.12	128.60
1	AA	346	G	N3-C4-N9	5.86	129.52	126.00
1	AA	1371	G	C8-N9-C4	5.86	108.75	106.40
1	AA	1442	G	N7-C8-N9	-5.86	110.17	113.10
23	BA	610	G	C8-N9-C4	5.86	108.75	106.40
23	BA	1128	A	C5-C6-N1	5.86	120.63	117.70
23	BA	1926	U	N3-C2-O2	-5.86	118.09	122.20
1	CA	317	G	N1-C6-O6	5.86	123.42	119.90
1	CA	1120	G	N3-C2-N2	-5.86	115.80	119.90
23	DA	2351	G	C4-N9-C1'	5.86	134.12	126.50

Continued on next page...

Continued from previous page...

Mol	Chain	Res	Type	Atoms	Z	Observed(°)	Ideal(°)
23	DA	1265	A	N1-C6-N6	5.86	122.12	118.60
23	DA	2464	C	C4-C5-C6	-5.86	114.47	117.40
23	BA	756	C	N1-C2-O2	-5.86	115.38	118.90
23	BA	1128	A	N9-C4-C5	5.86	108.14	105.80
23	DA	1276	A	N1-C6-N6	5.86	122.12	118.60
23	BA	330	A	C5-C6-N1	-5.86	114.77	117.70
23	BA	1951	U	N3-C4-O4	5.86	123.50	119.40
1	AA	1038	C	C5-C4-N4	5.86	124.30	120.20
1	AA	1239	A	N9-C4-C5	5.86	108.14	105.80
23	BA	1405	U	C5-C6-N1	-5.86	119.77	122.70
23	DA	2510	C	C4-C5-C6	5.86	120.33	117.40
23	DA	2626	C	N3-C4-C5	5.86	124.24	121.90
23	DA	2805	G	C5-C6-O6	5.86	132.12	128.60
1	AA	54	C	N3-C2-O2	5.86	126.00	121.90
23	BA	845	G	N3-C4-N9	5.86	129.51	126.00
23	BA	846	C	C2-N3-C4	-5.86	116.97	119.90
23	BA	1989	G	C6-C5-N7	-5.86	126.89	130.40
13	CM	70	LEU	CA-CB-CG	5.86	128.77	115.30
23	DA	1619	G	C5-C6-N1	5.86	114.43	111.50
24	DB	4	C	C6-N1-C2	5.86	122.64	120.30
23	BA	2260	C	N1-C2-N3	5.85	123.30	119.20
1	AA	199	G	C8-N9-C4	5.85	108.74	106.40
23	BA	751	A	N7-C8-N9	-5.85	110.87	113.80
23	BA	822	U	N3-C2-O2	-5.85	118.10	122.20
23	BA	1304	C	C5-C6-N1	-5.85	118.07	121.00
23	BA	2441	C	C2-N3-C4	-5.85	116.97	119.90
23	BA	2751	G	C8-N9-C4	-5.85	104.06	106.40
23	BA	2857	G	N1-C6-O6	5.85	123.41	119.90
1	CA	357	G	C8-N9-C4	-5.85	104.06	106.40
1	CA	982	U	C5-C6-N1	5.85	125.63	122.70
1	CA	1282	C	C2-N1-C1'	5.85	125.24	118.80
1	AA	1150	U	N3-C4-O4	-5.85	115.31	119.40
1	AA	1467	G	C5-C6-O6	5.85	132.11	128.60
23	BA	679	C	N1-C2-O2	-5.85	115.39	118.90
23	BA	2201	C	C2-N3-C4	-5.85	116.97	119.90
1	CA	1030(A)	G	N3-C4-C5	-5.85	125.67	128.60
23	DA	571	A	N7-C8-N9	-5.85	110.88	113.80
1	AA	754	C	N1-C2-O2	5.85	122.41	118.90
1	AA	1256	A	N7-C8-N9	-5.85	110.88	113.80
23	BA	1677	A	C2-N3-C4	-5.85	107.68	110.60
23	BA	2004	G	N7-C8-N9	5.85	116.02	113.10
1	CA	307	C	C6-N1-C2	-5.85	117.96	120.30

Continued on next page...

Continued from previous page...

Mol	Chain	Res	Type	Atoms	Z	Observed(°)	Ideal(°)
1	AA	150	C	C5-C6-N1	5.85	123.92	121.00
23	BA	1645	G	N9-C4-C5	5.84	107.74	105.40
23	DA	1881	C	C6-N1-C2	-5.84	117.96	120.30
24	DB	64	C	C6-N1-C2	5.84	122.64	120.30
1	AA	998	G	C4-N9-C1'	-5.84	118.90	126.50
1	CA	880	C	C6-N1-C2	5.84	122.64	120.30
23	DA	1252	G	C8-N9-C4	5.84	108.74	106.40
23	DA	1946	U	N3-C4-C5	5.84	118.11	114.60
1	AA	1523	G	C4-C5-N7	-5.84	108.46	110.80
23	BA	508	G	C6-C5-N7	-5.84	126.89	130.40
23	BA	1004	C	C6-N1-C2	-5.84	117.96	120.30
23	BA	1351	C	N1-C2-O2	-5.84	115.39	118.90
23	BA	1367	A	N7-C8-N9	-5.84	110.88	113.80
23	BA	2087	G	C2-N3-C4	-5.84	108.98	111.90
23	BA	2453	A	N1-C6-N6	-5.84	115.09	118.60
23	DA	1261	C	C6-N1-C2	5.84	122.64	120.30
1	AA	204	U	C5-C6-N1	5.84	125.62	122.70
23	BA	1290	C	N3-C2-O2	-5.84	117.81	121.90
23	BA	1382	G	C8-N9-C4	5.84	108.74	106.40
23	BA	1653	G	N3-C4-N9	5.84	129.50	126.00
23	BA	2740	A	N1-C2-N3	5.84	132.22	129.30
1	CA	1367	C	N1-C2-O2	5.84	122.40	118.90
1	AA	606	G	N3-C4-C5	-5.84	125.68	128.60
1	CA	577	G	N3-C4-C5	5.84	131.52	128.60
1	CA	1351	U	C6-N1-C2	5.84	124.50	121.00
23	DA	1751	C	N1-C2-O2	-5.84	115.40	118.90
1	AA	1037	C	C2-N3-C4	5.84	122.82	119.90
23	BA	1297	C	N1-C2-O2	-5.84	115.40	118.90
23	BA	1519	G	C8-N9-C4	-5.84	104.07	106.40
23	BA	1779	U	C5-C4-O4	-5.84	122.40	125.90
23	BA	2546	U	N3-C4-C5	-5.84	111.10	114.60
1	CA	1008	C	C5-C6-N1	5.84	123.92	121.00
23	DA	928	G	C5-N7-C8	-5.84	101.38	104.30
23	BA	793	A	C5-C6-N6	-5.83	119.03	123.70
23	BA	1211	U	N3-C2-O2	5.83	126.28	122.20
23	DA	1654	A	N9-C4-C5	5.83	108.13	105.80
23	BA	807	U	N3-C4-O4	5.83	123.48	119.40
1	CA	1354	C	C6-N1-C2	-5.83	117.97	120.30
23	DA	300	A	N9-C4-C5	-5.83	103.47	105.80
23	DA	1231	G	N1-C6-O6	5.83	123.40	119.90
23	BA	2044	C	N3-C2-O2	5.83	125.98	121.90
23	BA	2455	G	C5-C6-O6	-5.83	125.10	128.60

Continued on next page...

Continued from previous page...

Mol	Chain	Res	Type	Atoms	Z	Observed(°)	Ideal(°)
34	BQ	87	LYS	CD-CE-NZ	5.83	125.11	111.70
1	CA	1064	G	C8-N9-C4	-5.83	104.07	106.40
1	CA	1254	C	C4-C5-C6	5.83	120.32	117.40
13	CM	56	LEU	CA-CB-CG	5.83	128.71	115.30
23	DA	391	G	C5-C6-O6	-5.83	125.10	128.60
23	DA	624	C	N3-C4-C5	5.83	124.23	121.90
23	DA	1776	G	N3-C2-N2	5.83	123.98	119.90
23	DA	2464	C	C2-N1-C1'	5.83	125.22	118.80
23	BA	1271	G	C5-C6-N1	-5.83	108.58	111.50
1	CA	610	G	C8-N9-C1'	-5.83	119.42	127.00
23	DA	529	A	C5-N7-C8	-5.83	100.98	103.90
23	DA	856	C	C5-C6-N1	5.83	123.92	121.00
1	AA	1308	U	N1-C2-O2	5.83	126.88	122.80
23	BA	848	G	C4-N9-C1'	5.83	134.08	126.50
23	DA	1292	U	N3-C2-O2	5.83	126.28	122.20
23	DA	1618	A	N1-C6-N6	-5.83	115.10	118.60
23	DA	2499	C	C6-N1-C2	-5.83	117.97	120.30
23	BA	640	C	C6-N1-C2	-5.83	117.97	120.30
1	AA	749	C	C6-N1-C2	-5.83	117.97	120.30
1	AA	1456	G	C2-N3-C4	5.83	114.81	111.90
23	DA	2843	G	N3-C2-N2	-5.83	115.82	119.90
23	DA	1435	G	C5-C6-O6	-5.82	125.11	128.60
23	DA	2425	A	C5-N7-C8	-5.82	100.99	103.90
23	DA	2617	C	C6-N1-C2	5.82	122.63	120.30
1	AA	993	G	C8-N9-C4	-5.82	104.07	106.40
23	BA	2017	U	C6-N1-C2	-5.82	117.51	121.00
23	DA	1304	C	N3-C4-C5	5.82	124.23	121.90
23	BA	1021	A	C4-C5-N7	5.82	113.61	110.70
23	BA	2348	U	N3-C4-C5	5.82	118.09	114.60
23	BA	2617	C	C5-C6-N1	-5.82	118.09	121.00
1	CA	1306	A	C8-N9-C4	-5.82	103.47	105.80
23	DA	1647	G	N3-C4-C5	5.82	131.51	128.60
23	DA	2070	G	N1-C2-N2	-5.82	110.96	116.20
23	BA	1680	U	C6-N1-C2	-5.82	117.51	121.00
23	BA	2146	C	N1-C2-O2	5.82	122.39	118.90
1	AA	187	C	C5-C6-N1	5.82	123.91	121.00
1	AA	696	A	N9-C4-C5	5.82	108.13	105.80
1	AA	1516	G	C2-N3-C4	-5.82	108.99	111.90
23	BA	968	G	N7-C8-N9	-5.82	110.19	113.10
23	BA	2746	U	C5-C4-O4	5.82	129.39	125.90
1	CA	304	U	C5-C4-O4	5.82	129.39	125.90
23	DA	1478	G	N3-C4-N9	5.82	129.49	126.00

Continued on next page...

Continued from previous page...

Mol	Chain	Res	Type	Atoms	Z	Observed(°)	Ideal(°)
1	AA	485	G	C8-N9-C4	5.82	108.73	106.40
23	BA	141	A	C5-C6-N6	-5.82	119.05	123.70
23	BA	1432	C	N3-C4-N4	5.82	122.07	118.00
23	BA	2049	G	N3-C4-C5	5.82	131.51	128.60
1	CA	1306	A	N7-C8-N9	5.82	116.71	113.80
1	AA	307	C	C6-N1-C2	-5.81	117.97	120.30
23	BA	1333	C	N1-C2-O2	-5.81	115.41	118.90
23	DA	938	G	C8-N9-C4	5.81	108.73	106.40
1	AA	398	C	C5-C6-N1	-5.81	118.09	121.00
23	DA	60	G	C4-C5-N7	5.81	113.12	110.80
23	BA	1359	A	C4-C5-C6	-5.81	114.09	117.00
1	AA	32	A	N9-C4-C5	5.81	108.12	105.80
23	BA	746	A	C5-N7-C8	-5.81	101.00	103.90
23	BA	1207	C	C4-C5-C6	5.81	120.31	117.40
23	BA	2849	U	N1-C2-O2	-5.81	118.73	122.80
23	DA	445	C	C5-C6-N1	-5.81	118.10	121.00
23	DA	750	A	C5-C6-N1	-5.81	114.80	117.70
23	BA	1387	C	C6-N1-C2	-5.81	117.98	120.30
23	BA	2304	G	C5-C6-N1	5.81	114.40	111.50
23	DA	362	U	C5-C4-O4	-5.81	122.42	125.90
23	DA	1298	C	N3-C4-C5	5.81	124.22	121.90
23	DA	1539	G	C4-C5-N7	5.81	113.12	110.80
23	DA	1801	G	C5-C6-O6	-5.81	125.12	128.60
1	AA	1061	G	C4-C5-N7	-5.81	108.48	110.80
23	BA	1578	U	N3-C2-O2	-5.80	118.14	122.20
23	BA	2073	C	C4-C5-C6	5.80	120.30	117.40
23	DA	304	G	C5-C6-N1	-5.80	108.60	111.50
23	DA	1373	A	N7-C8-N9	-5.80	110.90	113.80
23	DA	2038	G	C5-N7-C8	-5.80	101.40	104.30
1	AA	244	U	C5-C6-N1	-5.80	119.80	122.70
1	CA	1145	C	C5-C4-N4	5.80	124.26	120.20
23	DA	1243	G	C8-N9-C4	5.80	108.72	106.40
23	DA	2497	A	C5-C6-N6	-5.80	119.06	123.70
1	AA	1447	A	C2-N3-C4	5.80	113.50	110.60
23	BA	446	G	C5-C6-O6	-5.80	125.12	128.60
23	BA	510	C	C5-C4-N4	5.80	124.26	120.20
1	CA	1183	A	C8-N9-C4	-5.80	103.48	105.80
1	CA	1272	G	N9-C4-C5	-5.80	103.08	105.40
23	DA	656	G	C8-N9-C4	5.80	108.72	106.40
23	DA	2413	G	C2-N3-C4	-5.80	109.00	111.90
1	AA	960	U	C2-N1-C1'	5.80	124.66	117.70
1	AA	960	U	C5-C6-N1	5.80	125.60	122.70

Continued on next page...

Continued from previous page...

Mol	Chain	Res	Type	Atoms	Z	Observed(°)	Ideal(°)
1	AA	1133	G	N9-C4-C5	5.80	107.72	105.40
23	BA	115	C	N1-C2-O2	-5.80	115.42	118.90
23	BA	2230	G	N1-C2-N2	5.80	121.42	116.20
1	CA	749	C	C6-N1-C2	-5.80	117.98	120.30
1	CA	993	G	N3-C4-C5	-5.80	125.70	128.60
1	CA	1031	G	C8-N9-C4	-5.80	104.08	106.40
1	CA	1405	G	N3-C2-N2	5.80	123.96	119.90
23	DA	391	G	C4-C5-N7	5.80	113.12	110.80
1	CA	1008	C	C2-N1-C1'	5.80	125.18	118.80
23	BA	1963	U	C5-C6-N1	5.79	125.60	122.70
23	BA	2592	G	N3-C4-C5	-5.79	125.70	128.60
23	BA	723	G	C5-C6-O6	-5.79	125.12	128.60
23	BA	1938	A	C8-N9-C4	-5.79	103.48	105.80
23	DA	1200	C	C5-C6-N1	-5.79	118.10	121.00
23	BA	1142(A)	A	C6-C5-N7	-5.79	128.25	132.30
23	BA	1769	G	C5-C6-O6	-5.79	125.12	128.60
23	BA	571	A	C5-C6-N6	-5.79	119.07	123.70
23	BA	1937	A	C6-N1-C2	-5.79	115.13	118.60
23	DA	644	A	N1-C6-N6	-5.79	115.13	118.60
23	DA	2077	A	C2-N3-C4	5.79	113.50	110.60
23	DA	2672	G	N1-C6-O6	5.79	123.37	119.90
1	AA	480	U	C5-C6-N1	-5.79	119.81	122.70
1	AA	1377	A	C6-C5-N7	-5.79	128.25	132.30
23	BA	475	U	N1-C2-N3	5.79	118.37	114.90
23	BA	2273	A	N7-C8-N9	5.79	116.69	113.80
1	AA	403	C	N3-C4-C5	-5.79	119.58	121.90
23	BA	188	G	C8-N9-C4	5.79	108.71	106.40
23	BA	452	G	C4-C5-N7	-5.79	108.49	110.80
23	DA	792	G	C8-N9-C1'	-5.79	119.48	127.00
23	DA	2323	G	C4-C5-N7	5.79	113.11	110.80
23	DA	2395	C	C6-N1-C2	5.79	122.61	120.30
1	AA	90	U	N1-C2-O2	5.78	126.85	122.80
1	AA	1158	C	C6-N1-C1'	-5.78	113.86	120.80
23	BA	496	G	N9-C4-C5	-5.78	103.09	105.40
23	BA	794	G	N1-C2-N3	5.78	127.37	123.90
1	CA	610	G	C4-N9-C1'	5.78	134.02	126.50
1	CA	1024	G	C5-N7-C8	-5.78	101.41	104.30
23	DA	179	G	N3-C4-C5	5.78	131.49	128.60
23	DA	825	C	C5-C4-N4	-5.78	116.15	120.20
23	DA	2221	G	C5-C6-O6	-5.78	125.13	128.60
1	AA	460	G	N7-C8-N9	5.78	115.99	113.10
23	DA	129	C	C5-C6-N1	-5.78	118.11	121.00

Continued on next page...

Continued from previous page...

Mol	Chain	Res	Type	Atoms	Z	Observed(°)	Ideal(°)
23	DA	774	A	N7-C8-N9	5.78	116.69	113.80
1	CA	982	U	C6-N1-C2	-5.78	117.53	121.00
18	CR	85	LEU	CA-CB-CG	5.78	128.59	115.30
23	DA	2745	C	N1-C2-O2	5.78	122.37	118.90
1	AA	517	G	N3-C4-C5	-5.78	125.71	128.60
23	BA	674	G	C4-C5-N7	5.78	113.11	110.80
23	BA	1273	U	C2-N3-C4	-5.78	123.53	127.00
24	BB	15	A	N1-C6-N6	5.78	122.07	118.60
1	CA	1160	G	C5-C6-O6	-5.78	125.13	128.60
1	AA	1040	U	C5-C4-O4	5.78	129.37	125.90
23	BA	2054	A	C5-C6-N6	-5.78	119.08	123.70
23	DA	39	C	C4-C5-C6	5.78	120.29	117.40
23	DA	1381	G	C4-C5-N7	-5.78	108.49	110.80
1	AA	402	G	N1-C6-O6	5.77	123.36	119.90
1	AA	900	A	N1-C2-N3	-5.77	126.41	129.30
1	AA	1210	C	C5-C4-N4	-5.77	116.16	120.20
23	BA	2712(A)	A	N1-C6-N6	5.77	122.06	118.60
23	DA	2288	A	C8-N9-C4	-5.77	103.49	105.80
23	DA	2517	C	C2-N3-C4	-5.77	117.01	119.90
24	DB	27	C	N1-C2-O2	5.77	122.36	118.90
1	AA	90	U	C2-N3-C4	5.77	130.46	127.00
1	AA	1266	G	C8-N9-C4	-5.77	104.09	106.40
23	BA	1117	G	C5-C6-O6	-5.77	125.14	128.60
23	BA	2304	G	C8-N9-C1'	5.77	134.50	127.00
23	BA	2745	C	C2-N1-C1'	5.77	125.15	118.80
1	CA	1442(B)	A	N3-C4-N9	5.77	132.02	127.40
23	DA	1914	C	C6-N1-C1'	5.77	127.73	120.80
23	DA	1994	C	N3-C4-N4	-5.77	113.96	118.00
23	DA	2224	G	C4-C5-N7	5.77	113.11	110.80
23	BA	991	C	N1-C2-O2	-5.77	115.44	118.90
24	DB	33	G	N9-C4-C5	-5.77	103.09	105.40
23	BA	2370	G	N1-C6-O6	-5.77	116.44	119.90
23	DA	327	G	C6-C5-N7	-5.77	126.94	130.40
23	DA	775	G	N1-C6-O6	-5.77	116.44	119.90
23	DA	1544	A	C8-N9-C4	-5.77	103.49	105.80
23	DA	1208	C	C5-C4-N4	-5.77	116.16	120.20
1	AA	55	A	C8-N9-C4	-5.77	103.49	105.80
22	AX	54	LEU	CA-CB-CG	5.77	128.56	115.30
1	CA	1442(B)	A	C6-N1-C2	-5.77	115.14	118.60
23	DA	2254	C	C6-N1-C2	5.77	122.61	120.30
23	BA	1266	G	C4-C5-N7	5.76	113.11	110.80
23	BA	2609	U	N1-C2-N3	5.76	118.36	114.90

Continued on next page...

Continued from previous page...

Mol	Chain	Res	Type	Atoms	Z	Observed(°)	Ideal(°)
23	BA	951	C	C5-C6-N1	-5.76	118.12	121.00
23	BA	2454	G	C8-N9-C4	5.76	108.70	106.40
23	BA	2790	A	C8-N9-C4	-5.76	103.50	105.80
23	DA	208	C	C6-N1-C2	5.76	122.61	120.30
23	DA	794	G	N1-C2-N2	-5.76	111.01	116.20
1	AA	534	U	C5-C4-O4	5.76	129.36	125.90
23	BA	1180	C	C5-C6-N1	-5.76	118.12	121.00
23	BA	2298	A	N1-C6-N6	-5.76	115.14	118.60
1	CA	1273	G	N7-C8-N9	5.76	115.98	113.10
1	CA	1350	A	N7-C8-N9	5.76	116.68	113.80
23	DA	1304	C	C2-N3-C4	-5.76	117.02	119.90
23	DA	2705	A	C2-N3-C4	-5.76	107.72	110.60
1	AA	1261	A	C4-C5-N7	5.76	113.58	110.70
1	AA	1351	U	N1-C2-O2	5.76	126.83	122.80
23	BA	1022	G	N3-C2-N2	-5.76	115.87	119.90
23	BA	2430	A	N1-C2-N3	5.76	132.18	129.30
1	CA	359	U	C5-C6-N1	-5.76	119.82	122.70
23	DA	2444	G	N1-C6-O6	-5.76	116.44	119.90
23	DA	1038	C	N3-C2-O2	-5.76	117.87	121.90
23	BA	1269	A	C5-N7-C8	-5.76	101.02	103.90
23	BA	2004	G	C8-N9-C4	-5.76	104.10	106.40
23	BA	1998	G	C5-C6-N1	-5.75	108.62	111.50
1	CA	998	G	N3-C2-N2	-5.75	115.87	119.90
23	DA	1261	C	N3-C4-C5	5.75	124.20	121.90
23	DA	1695	G	C6-C5-N7	-5.75	126.95	130.40
23	DA	2490	G	N1-C6-O6	5.75	123.35	119.90
1	AA	945	G	C5-C6-O6	-5.75	125.15	128.60
23	BA	633	A	N1-C6-N6	5.75	122.05	118.60
23	BA	803	U	C4-C5-C6	5.75	123.15	119.70
23	BA	1478	G	N1-C2-N2	-5.75	111.02	116.20
23	BA	1658	C	N3-C4-N4	5.75	122.03	118.00
23	BA	2300	G	N3-C4-C5	-5.75	125.72	128.60
1	CA	1182	G	N3-C4-N9	-5.75	122.55	126.00
23	DA	2306	C	N1-C2-O2	5.75	122.35	118.90
23	DA	2587	A	C4-C5-C6	5.75	119.88	117.00
23	BA	13	A	N9-C4-C5	5.75	108.10	105.80
23	BA	1398	C	N1-C2-O2	-5.75	115.45	118.90
23	BA	2322	A	N3-C4-C5	-5.75	122.77	126.80
1	CA	952	U	C5-C4-O4	5.75	129.35	125.90
1	CA	1116	C	N3-C4-N4	-5.75	113.97	118.00
23	DA	2171	A	N1-C6-N6	5.75	122.05	118.60
1	AA	569	C	N3-C2-O2	-5.75	117.88	121.90

Continued on next page...

Continued from previous page...

Mol	Chain	Res	Type	Atoms	Z	Observed(°)	Ideal(°)
23	DA	1760	A	N9-C4-C5	5.75	108.10	105.80
23	DA	2597	G	C8-N9-C1'	-5.75	119.53	127.00
1	CA	950	U	N3-C2-O2	-5.75	118.17	122.20
23	DA	2616	C	N3-C2-O2	-5.75	117.88	121.90
2	AB	129	GLU	N-CA-C	-5.75	95.49	111.00
23	BA	1254	A	N9-C4-C5	5.75	108.10	105.80
23	BA	2840	C	C2-N3-C4	-5.75	117.03	119.90
1	CA	1114	C	N3-C2-O2	-5.75	117.88	121.90
23	DA	2525	G	C4-C5-N7	5.75	113.10	110.80
23	DA	243	U	N3-C2-O2	-5.75	118.18	122.20
23	BA	677	A	C2-N3-C4	-5.74	107.73	110.60
23	DA	1930	G	C8-N9-C4	5.74	108.70	106.40
1	AA	1141	C	N1-C2-O2	-5.74	115.45	118.90
23	BA	193	U	N1-C2-N3	5.74	118.34	114.90
23	BA	848	G	C8-N9-C1'	-5.74	119.54	127.00
23	DA	265	A	C5-C6-N1	-5.74	114.83	117.70
23	DA	2506	U	N3-C2-O2	-5.74	118.18	122.20
1	AA	570	G	C8-N9-C4	-5.74	104.10	106.40
23	BA	1791	A	C2-N3-C4	-5.74	107.73	110.60
23	BA	2626	C	N3-C4-C5	5.74	124.20	121.90
1	CA	292	G	N3-C4-C5	-5.74	125.73	128.60
1	CA	1293	G	N9-C4-C5	-5.74	103.10	105.40
23	BA	810	U	N3-C2-O2	5.74	126.22	122.20
23	BA	1805	U	N3-C4-O4	5.74	123.42	119.40
23	BA	2589	A	C8-N9-C4	5.74	108.10	105.80
23	DA	1996	C	C6-N1-C2	5.74	122.59	120.30
1	AA	339	C	C5-C6-N1	-5.74	118.13	121.00
1	AA	346	G	C8-N9-C1'	-5.74	119.54	127.00
23	BA	1938	A	C6-N1-C2	-5.74	115.16	118.60
1	CA	1077	G	N7-C8-N9	-5.74	110.23	113.10
1	CA	1163	C	C2-N3-C4	5.74	122.77	119.90
23	DA	2306	C	C6-N1-C1'	-5.74	113.92	120.80
23	BA	510	C	C4-C5-C6	5.74	120.27	117.40
23	BA	712	G	C8-N9-C4	5.74	108.69	106.40
1	CA	1124	G	C4-N9-C1'	5.74	133.96	126.50
23	DA	216	A	C8-N9-C4	5.74	108.09	105.80
23	DA	1005	C	C5-C6-N1	-5.74	118.13	121.00
1	CA	1353	G	N3-C4-C5	-5.73	125.73	128.60
23	DA	968	G	C8-N9-C4	5.73	108.69	106.40
24	BB	97	G	C5-N7-C8	5.73	107.17	104.30
1	CA	980	C	N3-C4-N4	-5.73	113.99	118.00
23	DA	1989	G	C6-C5-N7	-5.73	126.96	130.40

Continued on next page...

Continued from previous page...

Mol	Chain	Res	Type	Atoms	Z	Observed(°)	Ideal(°)
23	DA	2376	A	N1-C6-N6	5.73	122.04	118.60
23	DA	2517	C	N3-C4-C5	5.73	124.19	121.90
23	BA	2014	A	N1-C6-N6	5.73	122.04	118.60
23	BA	2590	A	C5-N7-C8	-5.73	101.03	103.90
23	BA	2732	G	C5-C6-O6	-5.73	125.16	128.60
23	BA	2785	C	N3-C2-O2	-5.73	117.89	121.90
23	DA	1320	C	N3-C4-N4	5.73	122.01	118.00
23	DA	1428	C	C2-N3-C4	-5.73	117.03	119.90
23	BA	2442	C	C5-C6-N1	-5.73	118.14	121.00
24	BB	5	C	C6-N1-C2	5.73	122.59	120.30
1	CA	67	C	C6-N1-C2	-5.73	118.01	120.30
1	CA	204	U	C2-N1-C1'	5.73	124.57	117.70
23	DA	1637	A	N1-C6-N6	-5.73	115.16	118.60
23	DA	2310	A	N1-C6-N6	5.73	122.04	118.60
27	DF	45	ARG	NE-CZ-NH1	-5.73	117.44	120.30
1	AA	998	G	N3-C4-C5	5.73	131.46	128.60
23	DA	2146	C	N3-C2-O2	-5.73	117.89	121.90
1	AA	946	A	N9-C4-C5	-5.72	103.51	105.80
23	BA	1801	G	C5-C6-O6	-5.72	125.17	128.60
23	DA	1313	U	N3-C4-C5	-5.72	111.17	114.60
23	DA	1380	G	C2-N3-C4	-5.72	109.04	111.90
23	DA	1471	A	N1-C2-N3	5.72	132.16	129.30
23	BA	2260	C	C2-N3-C4	-5.72	117.04	119.90
1	CA	1054	C	N1-C2-O2	5.72	122.33	118.90
1	CA	1352	C	N1-C2-N3	5.72	123.20	119.20
23	DA	51	G	C4-C5-N7	-5.72	108.51	110.80
23	DA	695	G	N1-C6-O6	-5.72	116.47	119.90
23	BA	463	G	N1-C6-O6	-5.72	116.47	119.90
23	DA	2096	U	C6-N1-C2	-5.72	117.57	121.00
1	AA	418	C	C6-N1-C2	-5.72	118.01	120.30
23	BA	664	C	C5-C6-N1	-5.72	118.14	121.00
23	BA	2682	U	C5-C4-O4	-5.72	122.47	125.90
1	CA	1171	G	C8-N9-C4	-5.72	104.11	106.40
23	DA	1222	C	C6-N1-C2	5.72	122.59	120.30
23	DA	2681	C	N3-C2-O2	-5.72	117.90	121.90
1	AA	1199	U	N1-C2-O2	5.72	126.80	122.80
1	CA	357	G	C2-N3-C4	5.72	114.76	111.90
1	AA	144	G	N1-C6-O6	5.72	123.33	119.90
1	AA	1207	G	N3-C4-C5	5.72	131.46	128.60
23	BA	1543	C	N1-C2-O2	5.72	122.33	118.90
23	BA	2676	C	C5-C6-N1	-5.72	118.14	121.00
23	DA	728	G	C5-N7-C8	5.72	107.16	104.30

Continued on next page...

Continued from previous page...

Mol	Chain	Res	Type	Atoms	Z	Observed(°)	Ideal(°)
1	AA	398	C	N3-C2-O2	-5.71	117.90	121.90
23	BA	607	U	C6-N1-C2	5.71	124.43	121.00
23	DA	1210	A	C6-C5-N7	-5.71	128.30	132.30
23	DA	1891	G	C2-N3-C4	-5.71	109.04	111.90
23	DA	2286	A	C5-N7-C8	-5.71	101.04	103.90
1	AA	1032	G	C6-N1-C2	5.71	128.53	125.10
23	BA	2066	C	C5-C6-N1	5.71	123.86	121.00
1	CA	691	G	C5-C6-O6	-5.71	125.17	128.60
1	AA	352	C	C2-N1-C1'	5.71	125.08	118.80
23	BA	324	A	N7-C8-N9	-5.71	110.94	113.80
23	BA	1225	G	N3-C4-N9	-5.71	122.57	126.00
23	BA	1858	G	N3-C4-C5	-5.71	125.75	128.60
23	BA	2694	G	N3-C4-N9	5.71	129.43	126.00
41	BX	57	LEU	CA-CB-CG	5.71	128.43	115.30
1	CA	1284	C	C2-N3-C4	5.71	122.75	119.90
23	BA	1261	C	N1-C2-O2	-5.71	115.47	118.90
1	CA	1493	A	C8-N9-C4	-5.71	103.52	105.80
23	DA	986	C	N3-C2-O2	-5.71	117.91	121.90
1	AA	1312	G	N7-C8-N9	5.71	115.95	113.10
23	BA	2261	C	N3-C4-C5	-5.71	119.62	121.90
24	BB	61	G	N1-C6-O6	5.71	123.32	119.90
23	BA	431	U	C2-N1-C1'	5.71	124.55	117.70
24	BB	14	U	C5-C6-N1	-5.71	119.85	122.70
23	DA	1999	C	C5-C6-N1	-5.71	118.15	121.00
23	DA	2023	G	N1-C6-O6	5.71	123.32	119.90
1	AA	438	G	N3-C4-C5	-5.70	125.75	128.60
1	CA	323	U	C5-C6-N1	5.70	125.55	122.70
23	DA	988	A	C6-C5-N7	-5.70	128.31	132.30
23	DA	1648	C	N3-C2-O2	-5.70	117.91	121.90
1	AA	1019	C	N1-C2-O2	5.70	122.32	118.90
23	BA	841	A	N1-C2-N3	5.70	132.15	129.30
23	BA	1341	U	N3-C2-O2	-5.70	118.21	122.20
23	BA	2764	A	C5-C6-N6	5.70	128.26	123.70
23	BA	2883	A	C8-N9-C4	5.70	108.08	105.80
1	CA	7	G	N3-C4-C5	5.70	131.45	128.60
1	CA	972	C	C2-N1-C1'	5.70	125.07	118.80
1	CA	1017	G	C5-C6-O6	5.70	132.02	128.60
1	CA	1367	C	N3-C2-O2	-5.70	117.91	121.90
23	DA	47	C	C5-C6-N1	-5.70	118.15	121.00
23	DA	1898	U	C5-C4-O4	5.70	129.32	125.90
1	AA	789	U	N3-C4-C5	-5.70	111.18	114.60
23	BA	1125	G	N3-C4-N9	5.70	129.42	126.00

Continued on next page...

Continued from previous page...

Mol	Chain	Res	Type	Atoms	Z	Observed(°)	Ideal(°)
24	BB	74	U	N1-C2-N3	5.70	118.32	114.90
23	DA	1284	A	C4-C5-N7	5.70	113.55	110.70
23	BA	2577	A	C4-C5-C6	-5.70	114.15	117.00
23	DA	2421	G	C4-C5-N7	5.70	113.08	110.80
23	BA	48	G	C5-C6-O6	5.70	132.02	128.60
23	BA	1828	G	C8-N9-C4	5.70	108.68	106.40
23	BA	2189	U	N1-C2-O2	5.70	126.79	122.80
23	BA	2491	U	C6-N1-C2	5.70	124.42	121.00
1	CA	638	G	C8-N9-C4	5.70	108.68	106.40
23	DA	141	A	C2-N3-C4	-5.70	107.75	110.60
23	DA	733	G	N3-C2-N2	5.70	123.89	119.90
23	BA	1586	A	N7-C8-N9	5.69	116.65	113.80
23	DA	1394	U	N3-C2-O2	-5.69	118.21	122.20
23	BA	734	A	N1-C6-N6	5.69	122.02	118.60
23	BA	2893	G	C8-N9-C1'	5.69	134.40	127.00
1	CA	1443	G	N3-C4-N9	5.69	129.41	126.00
23	DA	1843	C	C6-N1-C2	5.69	122.58	120.30
23	BA	806	C	N3-C4-C5	5.69	124.18	121.90
23	BA	1139	G	N1-C6-O6	-5.69	116.49	119.90
23	BA	1858	G	C4-N9-C1'	5.69	133.90	126.50
23	BA	2445	G	N1-C6-O6	-5.69	116.49	119.90
23	BA	2623	G	N1-C6-O6	-5.69	116.49	119.90
45	B1	46	LEU	CA-CB-CG	5.69	128.39	115.30
23	DA	1319	G	C8-N9-C1'	-5.69	119.60	127.00
23	DA	1926	U	N3-C2-O2	-5.69	118.22	122.20
23	DA	2300	G	N3-C4-C5	-5.69	125.75	128.60
1	AA	1308	U	C2-N3-C4	5.69	130.41	127.00
1	AA	1327	C	N3-C4-C5	5.69	124.18	121.90
23	BA	2086	U	C5-C4-O4	5.69	129.31	125.90
23	DA	945	A	C1'-O4'-C4'	-5.69	105.35	109.90
23	DA	1990	C	N1-C2-O2	-5.69	115.49	118.90
23	DA	2708	G	C5-C6-O6	5.69	132.01	128.60
23	BA	194	G	C2-N3-C4	-5.69	109.06	111.90
23	BA	2832	U	C6-N1-C1'	-5.69	113.24	121.20
1	CA	615	C	C6-N1-C2	-5.69	118.03	120.30
1	CA	979	C	N3-C4-C5	-5.69	119.62	121.90
1	AA	1210	C	C6-N1-C1'	-5.69	113.98	120.80
23	BA	2186	G	C5-C6-N1	-5.69	108.66	111.50
23	DA	1554	A	N1-C6-N6	5.69	122.01	118.60
1	AA	1267	C	C2-N1-C1'	-5.68	112.55	118.80
23	BA	26	G	C8-N9-C4	-5.68	104.13	106.40
1	CA	1243	C	C6-N1-C1'	5.68	127.62	120.80

Continued on next page...

Continued from previous page...

Mol	Chain	Res	Type	Atoms	Z	Observed(°)	Ideal(°)
1	CA	1249	C	C6-N1-C2	-5.68	118.03	120.30
23	DA	509	C	N3-C2-O2	-5.68	117.92	121.90
23	DA	932	G	C4-N9-C1'	-5.68	119.11	126.50
23	DA	961	C	C5-C4-N4	-5.68	116.22	120.20
23	DA	1464	C	C6-N1-C2	-5.68	118.03	120.30
1	AA	39	G	N1-C6-O6	5.68	123.31	119.90
1	AA	529	G	C6-C5-N7	-5.68	126.99	130.40
1	AA	1256	A	C8-N9-C4	5.68	108.07	105.80
23	BA	508	G	C4-C5-N7	5.68	113.07	110.80
23	BA	1368	G	C8-N9-C4	-5.68	104.13	106.40
23	DA	751	A	C5-N7-C8	5.68	106.74	103.90
23	DA	1340	U	C6-N1-C2	5.68	124.41	121.00
23	DA	1659	U	C2-N3-C4	-5.68	123.59	127.00
23	DA	2444	G	C4-C5-N7	-5.68	108.53	110.80
24	DB	9	G	C5-C6-O6	-5.68	125.19	128.60
1	AA	1037	C	C5-C4-N4	5.68	124.18	120.20
23	BA	2597	G	C6-C5-N7	-5.68	126.99	130.40
1	CA	1378	C	C5-C6-N1	5.68	123.84	121.00
1	CA	1514	C	C6-N1-C2	-5.68	118.03	120.30
23	DA	2100	G	C6-C5-N7	-5.68	126.99	130.40
23	DA	2287	A	C2-N3-C4	-5.68	107.76	110.60
23	BA	1244	G	N3-C2-N2	-5.68	115.92	119.90
24	DB	115	G	C2-N3-C4	-5.68	109.06	111.90
23	BA	870	A	C8-N9-C4	5.68	108.07	105.80
23	BA	1443	G	N1-C6-O6	5.68	123.31	119.90
23	BA	1998	G	C2-N3-C4	-5.68	109.06	111.90
23	BA	2338	G	C5-C6-O6	-5.68	125.19	128.60
23	BA	2499	C	C6-N1-C2	-5.68	118.03	120.30
1	CA	1232	U	C5-C6-N1	5.68	125.54	122.70
23	DA	2596	U	N1-C2-O2	-5.68	118.83	122.80
23	BA	476	G	C5-C6-N1	-5.67	108.66	111.50
23	BA	528	A	C6-N1-C2	5.67	122.00	118.60
23	DA	208	C	N3-C2-O2	5.67	125.87	121.90
23	DA	1565	C	C2-N1-C1'	-5.67	112.56	118.80
23	DA	2181	G	N3-C4-N9	-5.67	122.59	126.00
23	DA	2287	A	N9-C4-C5	-5.67	103.53	105.80
1	AA	1340	A	C5-C6-N6	5.67	128.24	123.70
23	BA	512	G	C4-C5-N7	-5.67	108.53	110.80
23	BA	874	G	N3-C4-C5	5.67	131.44	128.60
23	BA	938	G	C8-N9-C4	5.67	108.67	106.40
23	BA	1586	A	C4-C5-C6	5.67	119.84	117.00
1	CA	358	U	N3-C4-O4	-5.67	115.43	119.40

Continued on next page...

Continued from previous page...

Mol	Chain	Res	Type	Atoms	Z	Observed(°)	Ideal(°)
1	AA	1467	G	N9-C4-C5	5.67	107.67	105.40
23	BA	431	U	N3-C4-O4	5.67	123.37	119.40
1	CA	403	C	C2-N3-C4	-5.67	117.06	119.90
23	DA	449	A	N7-C8-N9	5.67	116.64	113.80
1	AA	1442(A)	G	N9-C4-C5	-5.67	103.13	105.40
23	BA	363(E)	U	C6-N1-C2	-5.67	117.60	121.00
23	BA	734	A	C5-N7-C8	-5.67	101.07	103.90
23	BA	2699	C	C5-C4-N4	-5.67	116.23	120.20
23	DA	2100	G	C5-C6-O6	-5.67	125.20	128.60
23	DA	2100	G	C8-N9-C1'	-5.67	119.63	127.00
23	BA	2821	A	N9-C4-C5	-5.66	103.53	105.80
1	CA	53	A	C6-N1-C2	-5.66	115.20	118.60
23	DA	2826	A	N1-C6-N6	-5.66	115.20	118.60
23	BA	2182	G	C4-C5-N7	-5.66	108.53	110.80
23	DA	1325	G	N3-C4-N9	5.66	129.40	126.00
1	AA	1518	A	N9-C4-C5	5.66	108.06	105.80
23	BA	577	G	C6-C5-N7	-5.66	127.00	130.40
23	BA	1374	G	N1-C6-O6	5.66	123.30	119.90
23	BA	2826	A	C2-N3-C4	-5.66	107.77	110.60
1	CA	1441	G	C8-N9-C4	-5.66	104.14	106.40
23	DA	1191	G	N9-C4-C5	-5.66	103.14	105.40
23	BA	1845	G	C5-C6-O6	5.66	132.00	128.60
1	CA	1390	U	N1-C2-O2	-5.66	118.84	122.80
23	DA	509	C	C2-N3-C4	-5.66	117.07	119.90
23	DA	1635	G	C6-C5-N7	-5.66	127.00	130.40
23	DA	2318	G	N7-C8-N9	5.66	115.93	113.10
1	AA	398	C	C2-N3-C4	-5.66	117.07	119.90
23	DA	1645	G	N1-C2-N3	5.66	127.29	123.90
1	AA	932	C	C6-N1-C2	-5.66	118.04	120.30
23	BA	1459	G	C8-N9-C4	-5.66	104.14	106.40
23	DA	645	C	N3-C2-O2	-5.66	117.94	121.90
23	DA	926	A	C5-C6-N6	-5.66	119.18	123.70
23	DA	1359	A	N9-C4-C5	5.66	108.06	105.80
23	DA	2861	G	C8-N9-C4	-5.66	104.14	106.40
1	AA	1030(B)	C	N1-C2-O2	5.65	122.29	118.90
23	BA	1799	G	P-O3'-C3'	5.65	126.48	119.70
1	CA	1006	C	N1-C2-O2	-5.65	115.51	118.90
23	BA	1345	C	N1-C2-O2	-5.65	115.51	118.90
1	CA	455	C	C5-C6-N1	5.65	123.83	121.00
23	DA	2052	G	N3-C2-N2	-5.65	115.94	119.90
23	DA	60	G	N9-C4-C5	-5.65	103.14	105.40
23	DA	2189	U	N3-C2-O2	-5.65	118.25	122.20

Continued on next page...

Continued from previous page...

Mol	Chain	Res	Type	Atoms	Z	Observed(°)	Ideal(°)
26	DE	119	ARG	NE-CZ-NH1	5.65	123.12	120.30
23	BA	954	G	N3-C4-C5	-5.65	125.78	128.60
23	BA	1797	C	C6-N1-C2	5.65	122.56	120.30
1	AA	1124	G	N3-C2-N2	5.65	123.85	119.90
23	BA	577	G	C5-C6-N1	-5.65	108.68	111.50
23	BA	932	G	N9-C4-C5	5.65	107.66	105.40
1	CA	694	A	N1-C6-N6	5.65	121.99	118.60
1	CA	951	G	N3-C4-N9	5.65	129.39	126.00
23	DA	1685	C	C5-C4-N4	-5.65	116.25	120.20
23	BA	1409	C	C6-N1-C2	5.64	122.56	120.30
23	BA	1982	C	C6-N1-C2	-5.64	118.04	120.30
1	CA	940	C	C6-N1-C2	-5.64	118.04	120.30
23	DA	53	A	C2-N3-C4	-5.64	107.78	110.60
1	AA	1035	A	N7-C8-N9	5.64	116.62	113.80
1	AA	1505	G	C5-C6-N1	-5.64	108.68	111.50
23	BA	99	U	C6-N1-C2	5.64	124.39	121.00
23	BA	250	G	C5-C6-O6	-5.64	125.22	128.60
23	BA	1407	C	N1-C2-O2	-5.64	115.52	118.90
23	BA	2866	U	C5-C4-O4	5.64	129.29	125.90
23	BA	1316	U	N1-C2-O2	5.64	126.75	122.80
23	DA	692	C	N3-C4-C5	5.64	124.16	121.90
1	AA	172	A	C8-N9-C4	-5.64	103.54	105.80
23	BA	1779	U	C2-N1-C1'	5.64	124.47	117.70
1	CA	1029	C	N3-C4-C5	-5.64	119.64	121.90
23	DA	308	G	C4-N9-C1'	5.64	133.83	126.50
23	DA	1315	C	N3-C2-O2	-5.64	117.95	121.90
23	BA	1992	G	P-O3'-C3'	5.64	126.47	119.70
1	AA	944	G	C8-N9-C4	-5.64	104.14	106.40
23	DA	141	A	C8-N9-C4	-5.64	103.55	105.80
23	DA	271(S)	G	C6-C5-N7	-5.64	127.02	130.40
23	DA	1374	G	N7-C8-N9	5.64	115.92	113.10
23	DA	2516	G	N9-C4-C5	5.64	107.66	105.40
1	AA	888	G	C8-N9-C4	5.63	108.65	106.40
23	BA	1758	G	C5-C6-O6	-5.63	125.22	128.60
1	CA	1165	C	N1-C2-O2	5.63	122.28	118.90
23	DA	787	U	N3-C4-O4	-5.63	115.46	119.40
1	AA	250	A	N1-C6-N6	-5.63	115.22	118.60
23	DA	2581	G	N1-C6-O6	-5.63	116.52	119.90
23	BA	308	G	C4-N9-C1'	5.63	133.82	126.50
1	CA	1171	G	N7-C8-N9	5.63	115.92	113.10
23	DA	195	A	C4-C5-C6	5.63	119.81	117.00
23	DA	2049	G	N3-C4-N9	-5.63	122.62	126.00

Continued on next page...

Continued from previous page...

Mol	Chain	Res	Type	Atoms	Z	Observed(°)	Ideal(°)
23	BA	1002	G	C8-N9-C4	-5.63	104.15	106.40
23	BA	2471	C	N3-C2-O2	-5.63	117.96	121.90
23	BA	1900	A	C8-N9-C4	-5.63	103.55	105.80
1	CA	361	G	C5-C6-N1	-5.63	108.69	111.50
1	CA	976	G	C8-N9-C1'	5.63	134.31	127.00
23	DA	122	G	C4-C5-N7	5.63	113.05	110.80
24	DB	99	G	N1-C6-O6	5.63	123.28	119.90
1	AA	1124	G	N9-C4-C5	-5.62	103.15	105.40
23	DA	2785	C	C6-N1-C2	-5.62	118.05	120.30
23	BA	185	U	N1-C2-N3	5.62	118.27	114.90
23	BA	512	G	O4'-C1'-N9	5.62	112.70	108.20
23	BA	1001	A	C4-C5-C6	-5.62	114.19	117.00
23	BA	2055	C	C2-N1-C1'	-5.62	112.61	118.80
1	CA	1021	G	C5-C6-O6	-5.62	125.23	128.60
23	DA	816	C	C5-C4-N4	-5.62	116.26	120.20
23	DA	1008	C	C6-N1-C2	5.62	122.55	120.30
23	DA	2087	G	N3-C4-C5	5.62	131.41	128.60
23	DA	2510	C	N3-C2-O2	-5.62	117.96	121.90
1	AA	1183	A	C8-N9-C4	5.62	108.05	105.80
23	BA	907	U	N1-C2-O2	5.62	126.74	122.80
23	DA	251	A	C5-C6-N1	-5.62	114.89	117.70
23	DA	255	A	C5-N7-C8	-5.62	101.09	103.90
23	DA	1823	G	N3-C4-C5	5.62	131.41	128.60
23	BA	201	C	C2-N3-C4	-5.62	117.09	119.90
23	BA	706	A	N9-C4-C5	-5.62	103.55	105.80
23	BA	1322	A	N1-C2-N3	-5.62	126.49	129.30
1	CA	986	A	C5-C6-N6	-5.62	119.20	123.70
23	DA	2297	C	C6-N1-C1'	5.62	127.54	120.80
23	BA	116	C	C4-C5-C6	5.62	120.21	117.40
23	BA	1256	G	C4-N9-C1'	5.62	133.81	126.50
23	BA	1278	A	C4-C5-C6	5.62	119.81	117.00
23	BA	2857	G	C8-N9-C4	-5.62	104.15	106.40
23	DA	250	G	N1-C6-O6	5.62	123.27	119.90
1	AA	988	G	C4-C5-N7	-5.62	108.55	110.80
23	DA	821	A	C4-C5-C6	5.62	119.81	117.00
23	DA	2351	G	N3-C4-N9	5.62	129.37	126.00
1	AA	252	U	C6-N1-C2	5.62	124.37	121.00
1	AA	988	G	N1-C6-O6	-5.62	116.53	119.90
23	BA	1187	G	N1-C6-O6	-5.62	116.53	119.90
23	BA	1797	C	C5-C4-N4	-5.62	116.27	120.20
23	BA	2055	C	C6-N1-C1'	5.62	127.54	120.80
1	CA	713	G	C5-C6-N1	5.62	114.31	111.50

Continued on next page...

Continued from previous page...

Mol	Chain	Res	Type	Atoms	Z	Observed(°)	Ideal(°)
23	DA	188	G	C6-C5-N7	-5.62	127.03	130.40
23	DA	940	G	C5-C6-O6	-5.62	125.23	128.60
1	AA	938	A	C8-N9-C4	-5.61	103.56	105.80
23	BA	58	G	N1-C2-N3	5.61	127.27	123.90
23	BA	1824	G	C5-N7-C8	5.61	107.11	104.30
23	BA	1916	A	C8-N9-C4	5.61	108.05	105.80
23	DA	2286	A	C4-C5-N7	5.61	113.51	110.70
23	BA	799	G	N1-C2-N3	5.61	127.27	123.90
23	BA	1022	G	N3-C4-N9	-5.61	122.63	126.00
23	DA	936	C	N1-C2-O2	-5.61	115.53	118.90
23	DA	2125	G	C8-N9-C4	-5.61	104.16	106.40
23	DA	2707	G	C4-C5-N7	5.61	113.05	110.80
1	AA	266	G	C2-N3-C4	-5.61	109.09	111.90
1	AA	1350	A	N3-C4-C5	-5.61	122.87	126.80
1	AA	1492	A	C2-N3-C4	5.61	113.41	110.60
23	BA	1049	C	N1-C2-O2	5.61	122.27	118.90
23	BA	1187	G	C8-N9-C4	-5.61	104.16	106.40
23	BA	1637	A	C8-N9-C4	-5.61	103.56	105.80
23	BA	1785	A	C6-C5-N7	-5.61	128.37	132.30
23	DA	229	A	C8-N9-C4	-5.61	103.56	105.80
23	DA	582	G	C8-N9-C4	5.61	108.64	106.40
1	AA	1126	U	C2-N1-C1'	5.61	124.43	117.70
23	DA	739	G	C5-N7-C8	5.61	107.10	104.30
23	DA	1619	G	C4-C5-C6	-5.61	115.44	118.80
1	AA	403	C	N1-C2-O2	-5.61	115.54	118.90
1	AA	1037	C	C6-N1-C1'	5.61	127.53	120.80
23	BA	271(W)	G	N1-C6-O6	-5.61	116.54	119.90
23	BA	1298	C	N3-C4-N4	-5.61	114.08	118.00
23	DA	194	G	N3-C2-N2	-5.61	115.97	119.90
23	DA	786	C	N3-C4-N4	-5.61	114.08	118.00
23	DA	1968	G	N3-C2-N2	-5.61	115.98	119.90
23	DA	311	A	N1-C6-N6	5.60	121.96	118.60
23	DA	1207	C	N3-C2-O2	5.60	125.82	121.90
1	AA	1309	G	C4-N9-C1'	-5.60	119.22	126.50
23	BA	739	G	C5-C6-O6	-5.60	125.24	128.60
23	BA	932	G	N3-C4-N9	-5.60	122.64	126.00
23	BA	1242	A	N1-C6-N6	5.60	121.96	118.60
23	BA	1989	G	C5-C6-O6	-5.60	125.24	128.60
23	BA	2554	U	N1-C2-O2	-5.60	118.88	122.80
23	BA	2676	C	C2-N3-C4	-5.60	117.10	119.90
1	CA	438	G	N3-C4-N9	5.60	129.36	126.00
1	AA	988	G	C8-N9-C4	-5.60	104.16	106.40

Continued on next page...

Continued from previous page...

Mol	Chain	Res	Type	Atoms	Z	Observed(°)	Ideal(°)
23	DA	2260	C	C5-C6-N1	-5.60	118.20	121.00
23	DA	2709	G	C4-C5-N7	5.60	113.04	110.80
1	AA	346	G	N3-C2-N2	5.60	123.82	119.90
1	AA	1341	U	N1-C2-O2	-5.60	118.88	122.80
23	BA	1170	G	C6-C5-N7	-5.60	127.04	130.40
23	BA	1333	C	N3-C4-C5	5.60	124.14	121.90
23	BA	1374	G	N3-C2-N2	-5.60	115.98	119.90
1	AA	1047	G	N1-C6-O6	5.60	123.26	119.90
23	BA	1829	A	C2-N3-C4	-5.60	107.80	110.60
24	BB	86	G	C5-C6-O6	-5.60	125.24	128.60
23	DA	188	G	N9-C4-C5	-5.60	103.16	105.40
23	DA	1261	C	C2-N3-C4	-5.60	117.10	119.90
1	AA	433	C	C2-N3-C4	-5.60	117.10	119.90
23	BA	1358	G	C4-C5-N7	-5.60	108.56	110.80
1	CA	150	C	C6-N1-C2	-5.60	118.06	120.30
1	CA	1362	C	N1-C2-O2	5.60	122.26	118.90
23	DA	526	A	N1-C6-N6	-5.60	115.24	118.60
1	AA	795	C	C6-N1-C2	-5.59	118.06	120.30
18	AR	85	LEU	CA-CB-CG	5.59	128.17	115.30
23	BA	496	G	C8-N9-C4	5.59	108.64	106.40
23	BA	729	G	C5-C6-O6	-5.59	125.24	128.60
1	CA	1457	G	C5-C6-O6	-5.59	125.24	128.60
23	DA	2395	C	N3-C4-C5	5.59	124.14	121.90
23	BA	2550	G	N3-C2-N2	-5.59	115.98	119.90
23	BA	2610	C	N3-C4-C5	5.59	124.14	121.90
1	CA	286	G	N1-C6-O6	-5.59	116.54	119.90
23	DA	2452	C	N3-C4-N4	5.59	121.92	118.00
23	DA	2746	U	N3-C4-O4	-5.59	115.48	119.40
23	BA	509	C	C4-C5-C6	5.59	120.19	117.40
23	BA	837	C	C6-N1-C2	-5.59	118.06	120.30
29	BH	71	LEU	N-CA-C	-5.59	95.90	111.00
23	DA	130	C	C5-C6-N1	-5.59	118.20	121.00
23	DA	988	A	C4-C5-N7	5.59	113.50	110.70
23	DA	2000	G	C2-N3-C4	-5.59	109.10	111.90
1	AA	1125	U	N1-C2-O2	-5.59	118.89	122.80
23	BA	959	A	C4-C5-N7	-5.59	107.91	110.70
23	BA	1022	G	C8-N9-C1'	5.59	134.27	127.00
1	CA	1420	C	C6-N1-C2	-5.59	118.06	120.30
23	DA	975	C	N3-C2-O2	-5.59	117.99	121.90
23	DA	2296	U	C6-N1-C2	5.59	124.35	121.00
1	AA	93	G	N1-C6-O6	5.59	123.25	119.90
23	DA	1808	U	N1-C2-N3	-5.59	111.55	114.90

Continued on next page...

Continued from previous page...

Mol	Chain	Res	Type	Atoms	Z	Observed(°)	Ideal(°)
23	DA	2021	C	C5-C6-N1	-5.59	118.21	121.00
23	DA	2828	C	C5-C6-N1	-5.59	118.21	121.00
1	AA	1357	A	N1-C6-N6	5.59	121.95	118.60
23	BA	425	G	C5-N7-C8	5.59	107.09	104.30
23	BA	1021	A	C6-C5-N7	-5.59	128.39	132.30
23	BA	2441	C	C5-C6-N1	-5.59	118.21	121.00
1	CA	998	G	C6-C5-N7	5.59	133.75	130.40
1	CA	1032	G	C5-C6-O6	5.59	131.95	128.60
23	DA	205	G	N1-C6-O6	5.59	123.25	119.90
23	DA	1373	A	C5-N7-C8	5.59	106.69	103.90
23	BA	1261	C	N3-C4-C5	-5.58	119.67	121.90
23	BA	2416	C	N1-C2-O2	-5.58	115.55	118.90
24	BB	97	G	C8-N9-C4	5.58	108.63	106.40
1	CA	1385	G	N1-C6-O6	5.58	123.25	119.90
1	CA	1456	G	N1-C2-N3	-5.58	120.55	123.90
23	DA	1155	A	N1-C6-N6	5.58	121.95	118.60
23	DA	2148	G	C6-C5-N7	5.58	133.75	130.40
23	BA	2087	G	C6-C5-N7	-5.58	127.05	130.40
1	CA	1133	G	N9-C4-C5	5.58	107.63	105.40
23	DA	403	U	C5-C6-N1	-5.58	119.91	122.70
1	AA	1217	C	N3-C4-N4	-5.58	114.09	118.00
1	AA	1327	C	C6-N1-C2	5.58	122.53	120.30
23	BA	560	C	C2-N3-C4	-5.58	117.11	119.90
1	CA	1230	C	N1-C2-O2	5.58	122.25	118.90
1	CA	1497	G	C8-N9-C4	-5.58	104.17	106.40
23	DA	961	C	N3-C4-N4	5.58	121.91	118.00
23	DA	2075	U	N1-C2-O2	-5.58	118.89	122.80
23	BA	2179	C	C2-N1-C1'	5.58	124.94	118.80
23	BA	2733	A	N1-C6-N6	5.58	121.95	118.60
23	BA	614(B)	G	C4-C5-N7	-5.58	108.57	110.80
23	BA	746	A	C4-C5-N7	5.58	113.49	110.70
23	DA	777	A	C8-N9-C4	-5.58	103.57	105.80
23	DA	1617	C	C6-N1-C2	5.58	122.53	120.30
23	DA	2245	U	N1-C2-O2	-5.58	118.89	122.80
1	AA	1467	G	C4-C5-N7	-5.58	108.57	110.80
23	BA	13	A	C5-C6-N6	5.58	128.16	123.70
23	DA	1539	G	N7-C8-N9	5.58	115.89	113.10
1	AA	274	A	N1-C6-N6	-5.58	115.25	118.60
1	AA	365	U	N3-C4-O4	-5.58	115.50	119.40
23	BA	1349	A	N1-C6-N6	5.58	121.94	118.60
1	CA	1232	U	N3-C4-O4	5.58	123.30	119.40
23	DA	2026	C	N3-C2-O2	5.58	125.80	121.90

Continued on next page...

Continued from previous page...

Mol	Chain	Res	Type	Atoms	Z	Observed(°)	Ideal(°)
23	BA	1779	U	N3-C4-C5	5.57	117.94	114.60
23	BA	2593	U	C5-C4-O4	5.57	129.24	125.90
23	BA	2661	G	N3-C4-C5	-5.57	125.81	128.60
1	CA	358	U	C5-C4-O4	5.57	129.24	125.90
1	CA	571	U	C5-C6-N1	5.57	125.49	122.70
23	DA	143	G	C4-N9-C1'	-5.57	119.26	126.50
23	DA	2424	C	C4-C5-C6	5.57	120.19	117.40
23	DA	2439	A	C5-C6-N1	-5.57	114.91	117.70
1	AA	1284	C	C2-N1-C1'	5.57	124.93	118.80
23	BA	1488	G	N1-C6-O6	5.57	123.24	119.90
23	BA	1653	G	C4-C5-C6	5.57	122.14	118.80
52	B8	34	TRP	N-CA-C	-5.57	95.96	111.00
23	DA	205	G	N3-C4-N9	5.57	129.34	126.00
23	DA	1125	G	C4-N9-C1'	5.57	133.74	126.50
23	BA	659	C	C4-C5-C6	5.57	120.19	117.40
23	BA	1597	A	N7-C8-N9	-5.57	111.02	113.80
23	BA	1999	C	N1-C2-O2	-5.57	115.56	118.90
23	DA	713	G	N1-C6-O6	5.57	123.24	119.90
23	DA	1022	G	C6-C5-N7	5.57	133.74	130.40
23	DA	1116	C	C6-N1-C2	5.57	122.53	120.30
23	DA	1819	A	N1-C6-N6	-5.57	115.26	118.60
23	DA	2129	C	C5-C4-N4	5.57	124.10	120.20
25	DD	131	LEU	CB-CG-CD2	-5.57	101.53	111.00
23	BA	1193	G	C8-N9-C4	5.57	108.63	106.40
23	BA	2351	G	N3-C4-N9	5.57	129.34	126.00
23	DA	704	G	C5-C6-O6	-5.57	125.26	128.60
1	CA	485	G	C4-N9-C1'	-5.57	119.26	126.50
1	CA	1317	C	N1-C2-O2	5.57	122.24	118.90
23	DA	848	G	N3-C4-N9	5.57	129.34	126.00
1	AA	971	G	N9-C4-C5	5.57	107.63	105.40
23	BA	2696	U	N3-C4-O4	-5.57	115.50	119.40
1	CA	1177	G	C8-N9-C4	-5.57	104.17	106.40
23	DA	733	G	N1-C2-N2	-5.57	111.19	116.20
23	DA	1616	A	C5-C6-N6	-5.57	119.25	123.70
23	BA	2538	C	C2-N3-C4	-5.56	117.12	119.90
23	BA	2545	G	N3-C2-N2	-5.56	116.00	119.90
24	BB	64	C	C2-N1-C1'	-5.56	112.68	118.80
1	CA	1343	G	C4-N9-C1'	5.56	133.73	126.50
23	DA	2607	G	N3-C4-N9	5.56	129.34	126.00
1	CA	1241	G	C6-C5-N7	-5.56	127.06	130.40
1	CA	1254	C	N1-C2-O2	-5.56	115.56	118.90
23	DA	1137	G	N3-C2-N2	-5.56	116.01	119.90

Continued on next page...

Continued from previous page...

Mol	Chain	Res	Type	Atoms	Z	Observed(°)	Ideal(°)
23	DA	1940	U	N3-C4-O4	5.56	123.29	119.40
23	DA	2259	G	C5-C6-N1	-5.56	108.72	111.50
23	DA	2505	G	N3-C4-C5	5.56	131.38	128.60
23	BA	1803	A	C8-N9-C4	-5.56	103.58	105.80
23	DA	2070	G	N1-C6-O6	-5.56	116.56	119.90
23	BA	2587	A	N9-C4-C5	-5.56	103.58	105.80
23	DA	440	G	C5-C6-O6	5.56	131.94	128.60
23	DA	2034	U	C5-C6-N1	-5.56	119.92	122.70
1	AA	1034	G	N9-C4-C5	5.56	107.62	105.40
23	BA	2342	C	C5-C6-N1	5.56	123.78	121.00
23	DA	2321	G	C5-C6-O6	5.56	131.93	128.60
1	AA	1035	A	C8-N9-C4	-5.56	103.58	105.80
1	CA	1163	C	N3-C4-C5	-5.56	119.68	121.90
23	DA	2363	C	C5-C6-N1	-5.56	118.22	121.00
24	DB	113	G	C8-N9-C4	5.56	108.62	106.40
23	BA	496	G	N1-C6-O6	5.55	123.23	119.90
23	BA	1204	A	C4-C5-N7	5.55	113.48	110.70
23	BA	2297	C	C6-N1-C1'	5.55	127.47	120.80
23	BA	2641	G	N7-C8-N9	5.55	115.88	113.10
23	DA	1645	G	N9-C4-C5	5.55	107.62	105.40
1	AA	1309	G	N3-C2-N2	-5.55	116.01	119.90
23	BA	1021	A	N3-C4-N9	-5.55	122.96	127.40
23	BA	1939	U	C4-C5-C6	-5.55	116.37	119.70
23	DA	1779	U	C2-N1-C1'	5.55	124.36	117.70
23	DA	2447	G	N9-C4-C5	-5.55	103.18	105.40
1	AA	93	G	C5-C6-O6	-5.55	125.27	128.60
23	BA	263	C	N1-C2-O2	5.55	122.23	118.90
23	BA	1250	G	C5-C6-O6	-5.55	125.27	128.60
1	AA	1258	G	N1-C6-O6	-5.55	116.57	119.90
23	BA	2611	U	C5-C4-O4	-5.55	122.57	125.90
1	CA	901	A	N1-C6-N6	5.55	121.93	118.60
23	DA	171	G	C6-N1-C2	5.55	128.43	125.10
23	DA	1001	A	N7-C8-N9	-5.55	111.03	113.80
23	DA	2872	G	N1-C6-O6	5.55	123.23	119.90
23	BA	1900	A	C5-C6-N1	5.55	120.47	117.70
1	CA	1216	G	C4-N9-C1'	-5.55	119.29	126.50
23	DA	190	A	C2-N3-C4	-5.55	107.83	110.60
23	DA	665	C	C4-C5-C6	-5.55	114.63	117.40
23	DA	822	U	C5-C4-O4	5.55	129.23	125.90
23	BA	1403	C	C2-N1-C1'	-5.55	112.70	118.80
23	BA	1822	G	N7-C8-N9	-5.55	110.33	113.10
23	DA	1041	C	C6-N1-C2	-5.55	118.08	120.30

Continued on next page...

Continued from previous page...

Mol	Chain	Res	Type	Atoms	Z	Observed(°)	Ideal(°)
23	DA	1965	C	N1-C2-O2	5.55	122.23	118.90
23	BA	90	U	N1-C2-N3	-5.54	111.57	114.90
1	CA	252	U	C5-C6-N1	-5.54	119.93	122.70
1	AA	356	A	C2-N3-C4	5.54	113.37	110.60
1	AA	555	C	N1-C2-O2	-5.54	115.57	118.90
1	AA	1367	C	C6-N1-C2	-5.54	118.08	120.30
1	CA	792	A	C8-N9-C4	5.54	108.02	105.80
1	CA	1120	G	N1-C2-N2	5.54	121.19	116.20
23	DA	1988	C	C5-C4-N4	-5.54	116.32	120.20
23	BA	1322	A	N1-C6-N6	5.54	121.92	118.60
23	BA	2567	G	N7-C8-N9	-5.54	110.33	113.10
23	BA	2607	G	N3-C2-N2	5.54	123.78	119.90
1	CA	946	A	C5-C6-N1	5.54	120.47	117.70
1	CA	1328	C	C6-N1-C2	5.54	122.52	120.30
23	DA	530	G	C8-N9-C1'	5.54	134.20	127.00
23	DA	1670	C	C5-C4-N4	5.54	124.08	120.20
23	DA	1677	A	N1-C6-N6	5.54	121.92	118.60
23	DA	2292	C	C6-N1-C2	5.54	122.52	120.30
1	AA	313	A	N1-C6-N6	-5.54	115.28	118.60
23	BA	425	G	N3-C4-N9	5.54	129.32	126.00
23	BA	966	G	N3-C2-N2	5.54	123.78	119.90
23	BA	1816	G	C4-C5-N7	5.54	113.02	110.80
23	DA	41	C	C2-N3-C4	-5.54	117.13	119.90
23	DA	956	G	C4-C5-N7	-5.54	108.58	110.80
23	DA	1315	C	N1-C2-N3	5.54	123.08	119.20
23	DA	2056	G	C6-C5-N7	-5.54	127.08	130.40
23	DA	2504	U	C6-N1-C2	5.54	124.32	121.00
1	AA	992	U	P-O3'-C3'	5.54	126.35	119.70
23	BA	2271	G	N3-C4-N9	5.54	129.32	126.00
1	CA	1241	G	C4-N9-C1'	5.54	133.70	126.50
23	DA	383	U	C4-C5-C6	5.54	123.02	119.70
23	DA	693	C	N3-C4-C5	5.54	124.11	121.90
23	BA	1805	U	C4-C5-C6	5.54	123.02	119.70
23	BA	154(A)	C	C5-C4-N4	5.54	124.07	120.20
23	BA	1581	G	C4-N9-C1'	5.54	133.69	126.50
23	DA	85	G	C8-N9-C4	5.54	108.61	106.40
23	DA	756	C	C4-C5-C6	5.54	120.17	117.40
23	DA	2048	G	N7-C8-N9	5.54	115.87	113.10
23	DA	2287	A	C8-N9-C4	5.54	108.01	105.80
23	DA	2819	G	C8-N9-C4	5.54	108.61	106.40
23	BA	179	G	N9-C4-C5	-5.53	103.19	105.40
23	BA	1800	C	N3-C4-C5	-5.53	119.69	121.90

Continued on next page...

Continued from previous page...

Mol	Chain	Res	Type	Atoms	Z	Observed(°)	Ideal(°)
23	DA	115	C	N1-C2-O2	-5.53	115.58	118.90
23	DA	2304	G	C6-C5-N7	5.53	133.72	130.40
1	CA	942	G	C4-C5-N7	-5.53	108.59	110.80
1	CA	1283	G	N7-C8-N9	5.53	115.87	113.10
23	DA	2615	U	C4-C5-C6	-5.53	116.38	119.70
23	BA	768	G	N3-C4-N9	5.53	129.32	126.00
48	B4	42	PHE	C-N-CA	5.53	135.53	121.70
23	DA	1193	G	C8-N9-C4	5.53	108.61	106.40
23	DA	570	G	N3-C2-N2	5.53	123.77	119.90
1	AA	1003	G	C6-N1-C2	5.53	128.42	125.10
23	BA	2354	G	C5-N7-C8	-5.53	101.54	104.30
23	DA	742	G	N1-C2-N2	-5.53	111.22	116.20
23	DA	856	C	C3'-C2'-C1'	-5.53	97.08	101.50
23	DA	2775	A	C6-N1-C2	5.53	121.92	118.60
23	BA	830	G	C5-N7-C8	5.53	107.06	104.30
23	BA	1489	U	N1-C2-O2	-5.53	118.93	122.80
23	BA	2430	A	C8-N9-C4	-5.53	103.59	105.80
23	BA	2605	U	N1-C2-N3	5.53	118.22	114.90
1	CA	782	A	C8-N9-C4	-5.53	103.59	105.80
1	CA	1160	G	C4-C5-N7	5.53	113.01	110.80
1	CA	1442	G	N3-C4-N9	5.53	129.31	126.00
23	DA	2870	C	C2-N3-C4	-5.53	117.14	119.90
1	AA	1274	G	C8-N9-C4	-5.52	104.19	106.40
23	BA	648	G	N3-C2-N2	-5.52	116.03	119.90
23	BA	1391	U	C6-N1-C1'	-5.52	113.47	121.20
23	BA	1530	C	C5-C4-N4	-5.52	116.33	120.20
23	BA	2314	C	C2-N1-C1'	-5.52	112.72	118.80
23	DA	508	G	N9-C4-C5	-5.52	103.19	105.40
23	BA	1271	G	N1-C6-O6	5.52	123.21	119.90
23	BA	1628	G	N7-C8-N9	5.52	115.86	113.10
23	BA	1641	A	N1-C2-N3	5.52	132.06	129.30
23	BA	2043	C	C6-N1-C2	-5.52	118.09	120.30
23	BA	2590	A	N3-C4-C5	5.52	130.67	126.80
1	CA	171	A	N9-C4-C5	5.52	108.01	105.80
23	DA	292	C	C6-N1-C2	5.52	122.51	120.30
23	DA	803	U	C5-C6-N1	-5.52	119.94	122.70
1	AA	506	G	N7-C8-N9	5.52	115.86	113.10
23	BA	2716	U	N1-C2-O2	5.52	126.67	122.80
1	CA	809	G	C8-N9-C4	5.52	108.61	106.40
23	DA	1021	A	N3-C4-C5	5.52	130.66	126.80
23	DA	2026	C	N3-C4-C5	-5.52	119.69	121.90
1	AA	1012	U	N3-C4-O4	5.52	123.26	119.40

Continued on next page...

Continued from previous page...

Mol	Chain	Res	Type	Atoms	Z	Observed(°)	Ideal(°)
23	BA	2252	G	C8-N9-C4	5.52	108.61	106.40
24	BB	104	U	C6-N1-C2	5.52	124.31	121.00
24	BB	104	U	N3-C4-C5	5.52	117.91	114.60
1	CA	78	G	N1-C6-O6	5.52	123.21	119.90
1	CA	359	U	N1-C2-N3	5.52	118.21	114.90
1	CA	925	G	N9-C4-C5	-5.52	103.19	105.40
1	CA	1032	G	N3-C4-C5	5.52	131.36	128.60
23	DA	252	G	C8-N9-C4	5.52	108.61	106.40
23	DA	2126	A	C2-N3-C4	-5.52	107.84	110.60
23	DA	2293	C	N3-C4-C5	5.52	124.11	121.90
23	DA	2510	C	C5-C6-N1	-5.52	118.24	121.00
1	AA	455	C	C5-C6-N1	5.52	123.76	121.00
23	BA	1405	U	N3-C4-C5	5.52	117.91	114.60
23	BA	2225	A	C5-C6-N1	5.52	120.46	117.70
23	DA	441	U	C5-C4-O4	-5.52	122.59	125.90
23	DA	1125	G	C8-N9-C1'	-5.52	119.83	127.00
23	DA	1918	A	C8-N9-C4	5.52	108.01	105.80
1	AA	948	C	N3-C4-N4	5.52	121.86	118.00
23	DA	1328	G	N9-C4-C5	-5.52	103.19	105.40
23	BA	688	U	C2-N3-C4	-5.51	123.69	127.00
23	BA	990	A	N9-C4-C5	-5.51	103.59	105.80
23	DA	775	G	N3-C2-N2	5.51	123.76	119.90
23	BA	2895	U	C5-C6-N1	5.51	125.46	122.70
23	DA	1452	A	C2-N3-C4	-5.51	107.84	110.60
1	CA	1057	G	C5-C6-O6	-5.51	125.29	128.60
23	DA	308	G	N7-C8-N9	5.51	115.86	113.10
23	DA	1890	A	C8-N9-C4	5.51	108.00	105.80
23	DA	1896	G	C5-C6-O6	-5.51	125.29	128.60
41	DX	57	LEU	CA-CB-CG	5.51	127.98	115.30
1	AA	543	C	C6-N1-C2	-5.51	118.10	120.30
1	AA	824	C	N1-C2-O2	-5.51	115.60	118.90
23	BA	122	G	C6-C5-N7	-5.51	127.10	130.40
1	CA	1182	G	C8-N9-C1'	5.51	134.16	127.00
1	CA	1323	G	N7-C8-N9	5.51	115.85	113.10
23	DA	1990	C	C2-N3-C4	-5.51	117.15	119.90
23	DA	2162	G	N3-C4-C5	-5.51	125.85	128.60
23	BA	1561	G	C5-C6-O6	-5.50	125.30	128.60
23	DA	2326	C	N3-C4-C5	-5.50	119.70	121.90
23	DA	2522	U	C2-N1-C1'	5.50	124.31	117.70
23	BA	1752	C	N3-C2-O2	5.50	125.75	121.90
23	DA	1340	U	C5-C4-O4	-5.50	122.60	125.90
23	DA	1790	C	N3-C2-O2	5.50	125.75	121.90

Continued on next page...

Continued from previous page...

Mol	Chain	Res	Type	Atoms	Z	Observed(°)	Ideal(°)
1	AA	1379	G	N7-C8-N9	5.50	115.85	113.10
23	BA	1962	C	C5-C6-N1	5.50	123.75	121.00
1	AA	365	U	C2-N1-C1'	-5.50	111.10	117.70
1	AA	907	A	C2-N3-C4	-5.50	107.85	110.60
23	BA	675	A	C5-N7-C8	-5.50	101.15	103.90
23	DA	833	U	N3-C4-C5	-5.50	111.30	114.60
23	DA	1821	A	C5-C6-N1	5.50	120.45	117.70
23	BA	33	U	C5-C6-N1	-5.50	119.95	122.70
23	BA	1912	A	C8-N9-C4	-5.50	103.60	105.80
23	BA	2623	G	C8-N9-C4	-5.50	104.20	106.40
1	CA	960	U	C6-N1-C2	-5.50	117.70	121.00
23	DA	514	A	C6-N1-C2	-5.50	115.30	118.60
23	DA	1459	G	N3-C4-C5	-5.50	125.85	128.60
23	DA	2354	G	N7-C8-N9	5.50	115.85	113.10
23	DA	2447	G	C8-N9-C4	5.50	108.60	106.40
23	BA	652(F)	G	C5-C6-O6	-5.50	125.30	128.60
23	BA	754	C	N3-C4-N4	5.50	121.85	118.00
23	BA	1022	G	C4-N9-C1'	-5.50	119.35	126.50
23	BA	2162	G	N3-C4-N9	5.50	129.30	126.00
23	DA	2709	G	N1-C6-O6	5.50	123.20	119.90
23	BA	2370	G	C6-N1-C2	-5.50	121.80	125.10
23	BA	2881	C	N3-C2-O2	5.50	125.75	121.90
50	D6	13	CYS	CA-CB-SG	5.50	123.89	114.00
23	BA	446	G	C8-N9-C1'	-5.49	119.86	127.00
1	CA	1277	C	C2-N3-C4	5.49	122.65	119.90
23	DA	732	C	C6-N1-C2	5.49	122.50	120.30
23	BA	826	U	C4-C5-C6	5.49	122.99	119.70
23	BA	2238	G	N3-C4-C5	-5.49	125.86	128.60
24	BB	47	C	N3-C4-N4	5.49	121.84	118.00
23	DA	1192	G	N7-C8-N9	-5.49	110.36	113.10
23	DA	1219	G	N1-C6-O6	5.49	123.19	119.90
1	AA	438	G	N3-C4-N9	5.49	129.29	126.00
23	BA	2157	G	N9-C4-C5	5.49	107.59	105.40
1	CA	569	C	N1-C2-O2	5.49	122.19	118.90
1	CA	925	G	N1-C6-O6	5.49	123.19	119.90
1	CA	1101	A	N1-C6-N6	-5.49	115.31	118.60
23	DA	33	U	C2-N1-C1'	-5.49	111.11	117.70
23	DA	2447	G	C4-C5-N7	5.49	113.00	110.80
1	AA	1424	C	C2-N3-C4	-5.49	117.16	119.90
23	DA	1193	G	N1-C6-O6	5.49	123.19	119.90
23	BA	928	G	C4-C5-N7	5.49	112.99	110.80
23	BA	945	A	N1-C6-N6	5.49	121.89	118.60

Continued on next page...

Continued from previous page...

Mol	Chain	Res	Type	Atoms	Z	Observed(°)	Ideal(°)
23	BA	2496	C	N3-C2-O2	5.49	125.74	121.90
1	CA	1032	G	C6-N1-C2	5.49	128.39	125.10
23	DA	529	A	C4-C5-N7	5.49	113.44	110.70
23	DA	952	G	C5-C6-N1	5.49	114.24	111.50
23	DA	1211	U	C6-N1-C2	5.49	124.29	121.00
23	DA	2007	C	N3-C4-C5	-5.49	119.71	121.90
23	DA	2443	C	N1-C2-O2	-5.49	115.61	118.90
23	BA	299	A	N9-C4-C5	5.48	107.99	105.80
23	BA	1313	U	N3-C2-O2	-5.48	118.36	122.20
23	DA	1247	A	C8-N9-C4	5.48	107.99	105.80
1	AA	916	G	C4-N9-C1'	5.48	133.63	126.50
1	AA	1518	A	C8-N9-C4	-5.48	103.61	105.80
23	BA	1626	G	N1-C6-O6	-5.48	116.61	119.90
1	CA	71	C	C6-N1-C2	-5.48	118.11	120.30
1	CA	1340	A	N1-C6-N6	-5.48	115.31	118.60
23	BA	1269	A	C8-N9-C4	5.48	107.99	105.80
23	BA	1948	G	N1-C6-O6	-5.48	116.61	119.90
23	DA	205	G	C6-C5-N7	-5.48	127.11	130.40
23	DA	932	G	C4-C5-N7	-5.48	108.61	110.80
23	DA	1202	C	C5-C6-N1	-5.48	118.26	121.00
1	AA	21	G	N3-C4-C5	-5.48	125.86	128.60
23	BA	2590	A	C4-C5-N7	5.48	113.44	110.70
23	DA	2485	G	C4-C5-N7	5.48	112.99	110.80
23	BA	945	A	N1-C2-N3	5.48	132.04	129.30
23	BA	1306	C	N3-C4-C5	5.48	124.09	121.90
23	BA	1992	G	C8-N9-C4	-5.48	104.21	106.40
1	AA	1493	A	C8-N9-C4	-5.47	103.61	105.80
23	BA	230	U	C2-N1-C1'	5.47	124.27	117.70
23	BA	1942	C	C6-N1-C1'	5.47	127.37	120.80
23	DA	1038	C	N1-C2-O2	5.47	122.18	118.90
23	BA	736	C	N3-C4-N4	5.47	121.83	118.00
23	BA	1621	U	N3-C4-O4	5.47	123.23	119.40
23	BA	2506	U	N3-C2-O2	-5.47	118.37	122.20
1	CA	1237	C	C2-N3-C4	5.47	122.64	119.90
1	CA	1320	C	N1-C2-O2	5.47	122.18	118.90
23	DA	449	A	N1-C6-N6	5.47	121.88	118.60
23	DA	2723	C	C6-N1-C2	5.47	122.49	120.30
23	BA	631	A	N1-C6-N6	5.47	121.88	118.60
23	DA	1403	C	C6-N1-C1'	5.47	127.36	120.80
23	DA	2558	C	C5-C6-N1	-5.47	118.26	121.00
1	AA	1174	G	C4-C5-C6	-5.47	115.52	118.80
23	BA	488	G	C5-N7-C8	5.47	107.03	104.30

Continued on next page...

Continued from previous page...

Mol	Chain	Res	Type	Atoms	Z	Observed(°)	Ideal(°)
23	BA	1275	A	N1-C2-N3	5.47	132.03	129.30
23	BA	1330	C	N3-C4-N4	5.47	121.83	118.00
1	CA	240	C	C2-N3-C4	-5.47	117.17	119.90
1	CA	1031	G	C2-N3-C4	5.47	114.64	111.90
1	CA	1166	G	N1-C6-O6	-5.47	116.62	119.90
23	DA	1006	C	C5-C4-N4	5.47	124.03	120.20
1	CA	1228	C	C2-N3-C4	5.47	122.63	119.90
23	DA	657	U	C5-C4-O4	5.47	129.18	125.90
23	DA	1763	G	N3-C4-C5	5.47	131.33	128.60
23	BA	768	G	N3-C4-C5	-5.47	125.87	128.60
23	BA	1295	C	C6-N1-C2	-5.47	118.11	120.30
23	BA	1320	C	N1-C2-O2	-5.47	115.62	118.90
23	BA	1588	C	C6-N1-C2	-5.47	118.11	120.30
23	BA	2032	G	C4-C5-C6	5.47	122.08	118.80
1	AA	204	U	C2-N1-C1'	5.46	124.26	117.70
23	BA	1553	A	N9-C4-C5	5.46	107.99	105.80
23	BA	1624	G	C5-C6-N1	5.46	114.23	111.50
23	BA	2804	C	C5-C6-N1	5.46	123.73	121.00
1	CA	443	C	N1-C2-O2	5.46	122.18	118.90
1	CA	896	C	C5-C6-N1	-5.46	118.27	121.00
1	AA	786	G	C8-N9-C4	-5.46	104.22	106.40
23	BA	1930	G	C4-N9-C1'	-5.46	119.40	126.50
23	BA	2084	C	C4-C5-C6	5.46	120.13	117.40
23	DA	2817	G	N1-C6-O6	5.46	123.18	119.90
23	BA	2032	G	N1-C6-O6	5.46	123.18	119.90
1	CA	356	A	C2-N3-C4	5.46	113.33	110.60
1	CA	1305	G	N3-C4-C5	5.46	131.33	128.60
23	DA	2294	C	N3-C4-C5	5.46	124.08	121.90
23	DA	2711	A	C8-N9-C4	5.46	107.98	105.80
23	BA	948	G	C8-N9-C4	-5.46	104.22	106.40
23	BA	1257	C	N3-C2-O2	-5.46	118.08	121.90
23	BA	139	G	C8-N9-C4	-5.46	104.22	106.40
23	BA	443	A	C8-N9-C4	-5.46	103.62	105.80
23	BA	1343	G	C4-N9-C1'	5.46	133.59	126.50
1	CA	105	G	N9-C4-C5	5.46	107.58	105.40
1	CA	1326	C	C2-N3-C4	5.46	122.63	119.90
23	DA	945	A	C6-C5-N7	-5.46	128.48	132.30
23	DA	2055	C	C6-N1-C2	5.46	122.48	120.30
23	BA	835	A	N1-C2-N3	-5.46	126.57	129.30
23	BA	856	C	C5-C6-N1	5.46	123.73	121.00
1	CA	28	G	C5-C6-O6	-5.46	125.33	128.60
1	AA	939	G	C6-N1-C2	5.46	128.37	125.10

Continued on next page...

Continued from previous page...

Mol	Chain	Res	Type	Atoms	Z	Observed(°)	Ideal(°)
23	BA	1653	G	C8-N9-C1'	-5.46	119.91	127.00
23	DA	127	A	C2-N3-C4	-5.46	107.87	110.60
23	DA	413	C	N3-C2-O2	5.46	125.72	121.90
23	DA	1807	G	C8-N9-C4	5.46	108.58	106.40
23	DA	2857	G	N1-C6-O6	5.46	123.17	119.90
1	AA	117	G	C8-N9-C1'	-5.45	119.91	127.00
1	AA	1106	G	C8-N9-C4	-5.45	104.22	106.40
23	BA	885	C	C5-C4-N4	-5.45	116.38	120.20
23	BA	2373	G	C8-N9-C4	5.45	108.58	106.40
23	DA	124	G	C2-N3-C4	-5.45	109.17	111.90
23	DA	1983	C	C2-N3-C4	-5.45	117.17	119.90
23	DA	512	G	O4'-C1'-N9	5.45	112.56	108.20
23	DA	2641	G	C8-N9-C1'	-5.45	119.91	127.00
1	AA	605	U	N3-C4-C5	-5.45	111.33	114.60
1	AA	1423	G	N1-C6-O6	-5.45	116.63	119.90
1	CA	509	A	C8-N9-C4	-5.45	103.62	105.80
1	AA	28	G	N3-C2-N2	-5.45	116.09	119.90
11	AK	118	GLY	N-CA-C	5.45	126.72	113.10
23	BA	847	U	C2-N3-C4	-5.45	123.73	127.00
23	BA	928	G	N7-C8-N9	5.45	115.82	113.10
23	BA	1140	C	N1-C2-O2	5.45	122.17	118.90
23	DA	662	G	N3-C4-C5	-5.45	125.88	128.60
1	AA	1039	C	N1-C2-O2	5.45	122.17	118.90
23	BA	1048	A	N1-C6-N6	-5.45	115.33	118.60
23	BA	1216	G	N1-C2-N2	-5.45	111.30	116.20
23	BA	1257	C	N1-C2-N3	5.45	123.01	119.20
1	CA	1301	U	N3-C4-C5	-5.45	111.33	114.60
23	DA	1199	U	N1-C2-N3	5.45	118.17	114.90
1	AA	1166	G	C8-N9-C1'	5.45	134.08	127.00
23	DA	351	G	C8-N9-C4	5.45	108.58	106.40
23	DA	1609	A	C8-N9-C4	5.45	107.98	105.80
23	DA	2032	G	C5-C6-O6	-5.45	125.33	128.60
23	DA	2587	A	C2-N3-C4	-5.45	107.88	110.60
23	BA	1316	U	N3-C2-O2	-5.44	118.39	122.20
23	BA	1829	A	C8-N9-C4	5.44	107.98	105.80
1	CA	812	C	C6-N1-C2	5.44	122.48	120.30
23	DA	512	G	C5-C6-O6	5.44	131.87	128.60
23	DA	2435	A	C4-C5-N7	5.44	113.42	110.70
23	BA	2307	G	C5-N7-C8	-5.44	101.58	104.30
23	DA	623	G	C5-C6-O6	-5.44	125.33	128.60
23	DA	1276	A	N9-C4-C5	-5.44	103.62	105.80
23	BA	454	A	N1-C6-N6	5.44	121.86	118.60

Continued on next page...

Continued from previous page...

Mol	Chain	Res	Type	Atoms	Z	Observed(°)	Ideal(°)
23	BA	2035	G	C8-N9-C4	-5.44	104.22	106.40
1	CA	78	G	C5-C6-N1	-5.44	108.78	111.50
23	DA	308	G	C6-C5-N7	-5.44	127.14	130.40
23	DA	676	A	N1-C6-N6	5.44	121.86	118.60
23	DA	915	C	C2-N1-C1'	5.44	124.78	118.80
23	DA	1428	C	C5-C6-N1	-5.44	118.28	121.00
1	AA	378	G	C8-N9-C4	5.44	108.58	106.40
23	BA	528	A	C4-C5-C6	-5.44	114.28	117.00
23	BA	1204	A	N3-C4-N9	-5.44	123.05	127.40
23	BA	1348	G	N1-C6-O6	5.44	123.16	119.90
23	BA	2358	G	N1-C6-O6	-5.44	116.64	119.90
1	CA	1241	G	C8-N9-C4	-5.44	104.22	106.40
1	CA	1322	C	C5-C6-N1	5.44	123.72	121.00
23	DA	1938	A	N1-C2-N3	5.44	132.02	129.30
23	DA	2149	G	N1-C2-N2	5.44	121.09	116.20
23	BA	928	G	C4-C5-C6	5.44	122.06	118.80
23	BA	2286	A	C4-N9-C1'	5.44	136.09	126.30
24	BB	6	C	N1-C2-O2	5.44	122.16	118.90
23	DA	1377	G	C2-N3-C4	5.44	114.62	111.90
1	AA	1328	C	C6-N1-C1'	5.44	127.32	120.80
23	BA	1049	C	C4-C5-C6	-5.44	114.68	117.40
23	DA	53	A	N1-C2-N3	5.44	132.02	129.30
1	AA	333	G	C5-C6-O6	-5.43	125.34	128.60
1	AA	1338	G	N3-C4-N9	5.43	129.26	126.00
23	BA	1845	G	C4-C5-N7	-5.43	108.63	110.80
23	DA	624	C	C6-N1-C2	5.43	122.47	120.30
1	AA	25	C	N3-C4-N4	5.43	121.80	118.00
23	BA	309	G	N1-C6-O6	-5.43	116.64	119.90
23	BA	645	C	C6-N1-C2	-5.43	118.13	120.30
23	BA	1547	C	C5-C6-N1	-5.43	118.28	121.00
23	BA	2251	G	N1-C6-O6	-5.43	116.64	119.90
43	BZ	151	HIS	N-CA-C	5.43	125.67	111.00
1	CA	936	C	N3-C4-N4	5.43	121.80	118.00
23	DA	1112	G	N3-C4-N9	-5.43	122.74	126.00
23	DA	1123	C	C2-N1-C1'	-5.43	112.83	118.80
1	AA	1195	C	C6-N1-C2	-5.43	118.13	120.30
23	BA	2000	G	C8-N9-C4	5.43	108.57	106.40
23	BA	2264	C	C5-C6-N1	-5.43	118.28	121.00
23	BA	2769	C	N3-C2-O2	-5.43	118.10	121.90
1	AA	557	G	C4-N9-C1'	5.43	133.56	126.50
1	AA	1148	U	C5-C6-N1	5.43	125.41	122.70
23	BA	2084	C	C6-N1-C2	5.43	122.47	120.30

Continued on next page...

Continued from previous page...

Mol	Chain	Res	Type	Atoms	Z	Observed(°)	Ideal(°)
33	BP	148	LEU	CA-CB-CG	5.43	127.79	115.30
1	CA	77	G	N9-C4-C5	-5.43	103.23	105.40
23	DA	265	A	C4-N9-C1'	5.43	136.07	126.30
23	DA	546	C	C2-N1-C1'	5.43	124.77	118.80
23	DA	1371	G	C6-C5-N7	-5.43	127.14	130.40
23	DA	1432	C	C6-N1-C2	5.43	122.47	120.30
23	DA	2434	A	C8-N9-C4	5.43	107.97	105.80
1	AA	1468	A	C5-C6-N6	-5.43	119.36	123.70
23	DA	263	C	N3-C2-O2	-5.43	118.10	121.90
1	AA	149	A	N1-C6-N6	5.43	121.86	118.60
1	AA	801	U	C5-C6-N1	-5.43	119.99	122.70
1	AA	1116	C	N1-C2-O2	5.43	122.16	118.90
23	BA	2000	G	C5-N7-C8	5.43	107.01	104.30
23	DA	1021	A	C8-N9-C4	-5.43	103.63	105.80
1	AA	1259	C	C6-N1-C2	-5.42	118.13	120.30
23	BA	663	G	C8-N9-C4	-5.42	104.23	106.40
23	BA	2271	G	N3-C4-C5	-5.42	125.89	128.60
23	BA	2866	U	C4-C5-C6	5.42	122.95	119.70
23	DA	2338	G	N9-C4-C5	-5.42	103.23	105.40
23	BA	742	G	N9-C4-C5	-5.42	103.23	105.40
23	DA	652(R)	C	C5-C6-N1	5.42	123.71	121.00
23	BA	147	U	N1-C2-N3	5.42	118.15	114.90
23	BA	525	U	N1-C2-N3	5.42	118.15	114.90
23	BA	2680	C	C5-C4-N4	-5.42	116.41	120.20
1	CA	553	A	C8-N9-C4	-5.42	103.63	105.80
23	DA	1566	A	C2-N3-C4	-5.42	107.89	110.60
23	DA	1995	U	N1-C2-N3	5.42	118.15	114.90
23	DA	2728	U	C5-C6-N1	-5.42	119.99	122.70
23	BA	1233	C	C5-C6-N1	5.42	123.71	121.00
23	BA	1785	A	C4-C5-C6	5.42	119.71	117.00
23	DA	768	G	C6-C5-N7	-5.42	127.15	130.40
1	AA	21	G	C5-C6-O6	5.42	131.85	128.60
1	AA	286	G	N1-C6-O6	-5.42	116.65	119.90
23	BA	1319	G	N1-C2-N3	5.42	127.15	123.90
23	BA	1845	G	N3-C4-C5	-5.42	125.89	128.60
23	DA	529	A	N3-C4-C5	5.42	130.59	126.80
23	DA	1266	G	N3-C2-N2	5.42	123.69	119.90
23	BA	351	G	C8-N9-C4	5.42	108.57	106.40
23	BA	1022	G	N1-C6-O6	-5.42	116.65	119.90
23	BA	1471	A	N1-C2-N3	5.42	132.01	129.30
23	DA	2444	G	C5-C6-O6	5.42	131.85	128.60
1	AA	352	C	N3-C2-O2	-5.42	118.11	121.90

Continued on next page...

Continued from previous page...

Mol	Chain	Res	Type	Atoms	Z	Observed(°)	Ideal(°)
1	AA	1329	A	N1-C6-N6	-5.42	115.35	118.60
23	BA	195	A	N9-C4-C5	-5.42	103.63	105.80
23	BA	645	C	C5-C6-N1	5.42	123.71	121.00
23	BA	1034	G	C4-C5-N7	-5.42	108.63	110.80
23	BA	2287	A	N1-C2-N3	5.42	132.01	129.30
23	BA	2351	G	N3-C4-C5	-5.42	125.89	128.60
1	CA	1145	C	C2-N3-C4	5.42	122.61	119.90
1	CA	1238	A	C5-N7-C8	5.41	106.61	103.90
23	DA	1238	G	C8-N9-C4	5.41	108.56	106.40
23	DA	2491	U	C6-N1-C2	5.41	124.25	121.00
1	AA	1290	G	C8-N9-C1'	-5.41	119.96	127.00
23	DA	1026	U	N3-C2-O2	-5.41	118.41	122.20
23	BA	2441	C	N3-C4-C5	5.41	124.06	121.90
23	DA	1996	C	N3-C4-N4	-5.41	114.21	118.00
24	DB	70	C	C6-N1-C2	-5.41	118.14	120.30
23	BA	171	G	C6-N1-C2	5.41	128.34	125.10
23	BA	178	G	N1-C2-N3	5.41	127.15	123.90
23	BA	333	G	C8-N9-C1'	-5.41	119.97	127.00
23	BA	2240	C	N1-C2-O2	5.41	122.14	118.90
23	BA	2894	G	C5-N7-C8	-5.41	101.59	104.30
1	CA	610	G	N3-C4-N9	5.41	129.25	126.00
23	DA	505	A	C2-N3-C4	-5.41	107.90	110.60
23	DA	614(B)	G	C6-C5-N7	5.41	133.65	130.40
23	DA	2283	C	N3-C2-O2	5.41	125.69	121.90
23	BA	33	U	C6-N1-C2	5.41	124.24	121.00
23	BA	1206	G	N1-C2-N3	5.41	127.14	123.90
23	DA	1688	U	N1-C2-O2	-5.41	119.02	122.80
23	DA	2375	G	C2-N3-C4	-5.41	109.20	111.90
1	AA	1017	G	C6-N1-C2	5.41	128.34	125.10
23	BA	915	C	N3-C2-O2	-5.41	118.12	121.90
1	CA	841	U	C5-C6-N1	5.41	125.40	122.70
1	CA	1045	C	C5-C6-N1	5.41	123.70	121.00
23	BA	2489	G	N3-C4-C5	-5.40	125.90	128.60
1	CA	1099	G	C8-N9-C4	-5.40	104.24	106.40
23	DA	2393	A	N7-C8-N9	5.40	116.50	113.80
23	DA	2731	G	C5-C6-O6	-5.40	125.36	128.60
1	AA	1022	G	C2-N3-C4	5.40	114.60	111.90
23	BA	800	A	C6-N1-C2	-5.40	115.36	118.60
23	BA	2628	C	N3-C4-C5	5.40	124.06	121.90
1	CA	43	C	C2-N3-C4	5.40	122.60	119.90
23	DA	1022	G	C4-N9-C1'	-5.40	119.48	126.50
1	AA	21	G	C4-C5-N7	-5.40	108.64	110.80

Continued on next page...

Continued from previous page...

Mol	Chain	Res	Type	Atoms	Z	Observed(°)	Ideal(°)
23	BA	717	G	N3-C4-C5	5.40	131.30	128.60
23	BA	1436	G	C6-C5-N7	-5.40	127.16	130.40
23	DA	268	C	N3-C4-N4	5.40	121.78	118.00
23	BA	654	A	C8-N9-C4	5.40	107.96	105.80
1	CA	261	U	C2-N1-C1'	-5.40	111.22	117.70
23	DA	446	G	N7-C8-N9	-5.40	110.40	113.10
1	AA	274	A	C5-C6-N1	5.40	120.40	117.70
23	BA	801	G	N9-C4-C5	5.40	107.56	105.40
23	BA	2727	G	C5-C6-O6	-5.40	125.36	128.60
23	DA	40	C	C6-N1-C2	5.40	122.46	120.30
23	DA	1006	C	C6-N1-C1'	5.40	127.28	120.80
23	DA	1530	C	C5-C4-N4	-5.40	116.42	120.20
23	DA	2151	G	N1-C2-N2	5.40	121.06	116.20
23	BA	432	A	C8-N9-C4	-5.39	103.64	105.80
23	BA	1133	U	N3-C4-C5	5.39	117.84	114.60
1	AA	171	A	N9-C4-C5	5.39	107.96	105.80
1	CA	1246	C	C2-N1-C1'	5.39	124.73	118.80
23	DA	383	U	N3-C4-C5	-5.39	111.36	114.60
23	DA	2515	C	C5-C4-N4	-5.39	116.42	120.20
24	DB	55	U	C6-N1-C2	-5.39	117.76	121.00
23	BA	393	C	N1-C2-O2	-5.39	115.67	118.90
23	BA	1536	C	N3-C4-C5	-5.39	119.74	121.90
23	DA	1941	C	N1-C2-O2	-5.39	115.67	118.90
1	AA	433	C	C5-C6-N1	-5.39	118.31	121.00
23	BA	676	A	C1'-O4'-C4'	-5.39	105.59	109.90
23	BA	763	G	C5-N7-C8	5.39	106.99	104.30
23	BA	1231	G	N1-C2-N3	5.39	127.13	123.90
23	BA	2276	G	N3-C2-N2	-5.39	116.13	119.90
23	DA	62	C	N3-C4-C5	5.39	124.06	121.90
23	DA	826	U	C4-C5-C6	5.39	122.93	119.70
23	DA	2547	U	C6-N1-C2	5.39	124.23	121.00
1	CA	1361	G	N3-C4-C5	-5.39	125.91	128.60
23	DA	348	G	C8-N9-C4	5.39	108.56	106.40
23	DA	2027	G	N1-C2-N3	5.39	127.13	123.90
23	DA	2272	U	N3-C2-O2	-5.39	118.43	122.20
33	DP	148	LEU	CA-CB-CG	5.39	127.69	115.30
1	AA	322	C	C5-C6-N1	-5.39	118.31	121.00
23	BA	2894	G	C5-C6-N1	5.39	114.19	111.50
23	DA	261	G	N1-C6-O6	5.39	123.13	119.90
23	DA	565	C	C4-C5-C6	5.39	120.09	117.40
23	DA	2330	G	C8-N9-C4	5.39	108.55	106.40
1	AA	1342	C	C2-N1-C1'	-5.38	112.88	118.80

Continued on next page...

Continued from previous page...

Mol	Chain	Res	Type	Atoms	Z	Observed(°)	Ideal(°)
23	BA	776	G	N1-C2-N3	5.38	127.13	123.90
23	BA	1324	G	N1-C6-O6	5.38	123.13	119.90
23	BA	1448	G	C8-N9-C4	5.38	108.55	106.40
1	CA	1467	G	C8-N9-C4	-5.38	104.25	106.40
23	DA	530	G	C5-N7-C8	-5.38	101.61	104.30
23	DA	1031	G	C2-N3-C4	-5.38	109.21	111.90
23	DA	2515	C	C6-N1-C2	5.38	122.45	120.30
23	DA	2676	C	N3-C4-C5	5.38	124.05	121.90
1	AA	1043	C	C4-C5-C6	5.38	120.09	117.40
1	CA	791	G	N1-C6-O6	5.38	123.13	119.90
23	DA	446	G	C5-N7-C8	5.38	106.99	104.30
23	BA	941	A	N1-C2-N3	-5.38	126.61	129.30
23	BA	1448	G	C5-C6-O6	-5.38	125.37	128.60
23	BA	1490	A	N7-C8-N9	-5.38	111.11	113.80
23	BA	1681	G	C5-N7-C8	-5.38	101.61	104.30
23	BA	2031	A	C5-C6-N6	-5.38	119.39	123.70
23	BA	2129	C	N3-C2-O2	-5.38	118.13	121.90
23	BA	2515	C	N3-C4-N4	5.38	121.77	118.00
23	BA	2762	G	C5-C6-O6	-5.38	125.37	128.60
1	CA	381	C	N3-C4-C5	-5.38	119.75	121.90
1	CA	1235	U	N3-C2-O2	-5.38	118.43	122.20
1	CA	1361	G	N1-C6-O6	-5.38	116.67	119.90
23	DA	312	G	C5-C6-O6	-5.38	125.37	128.60
23	BA	1189	A	C4-C5-N7	5.38	113.39	110.70
23	BA	2790	A	C2-N3-C4	5.38	113.29	110.60
1	CA	79	G	C5-C6-O6	-5.38	125.37	128.60
1	CA	1216	G	C8-N9-C1'	5.38	133.99	127.00
23	BA	1231	G	C5-C6-N1	-5.38	108.81	111.50
23	BA	2443	C	C6-N1-C2	-5.38	118.15	120.30
23	BA	2767	C	C5-C6-N1	-5.38	118.31	121.00
1	CA	226	G	C8-N9-C4	5.38	108.55	106.40
23	DA	60	G	N1-C6-O6	5.38	123.13	119.90
23	DA	1377	G	C6-N1-C2	-5.38	121.87	125.10
23	DA	2027	G	C6-N1-C2	-5.38	121.87	125.10
23	BA	2224	G	C5-C6-O6	-5.38	125.38	128.60
23	BA	2536	G	N1-C2-N3	5.38	127.13	123.90
23	DA	585	G	C8-N9-C4	5.38	108.55	106.40
23	DA	1653	G	P-O3'-C3'	5.38	126.15	119.70
23	DA	1654	A	C5-C6-N6	5.38	128.00	123.70
1	AA	1068	G	N3-C4-N9	5.38	129.22	126.00
23	BA	2346	A	C5-C6-N6	-5.38	119.40	123.70
23	BA	2590	A	C2-N3-C4	-5.38	107.91	110.60

Continued on next page...

Continued from previous page...

Mol	Chain	Res	Type	Atoms	Z	Observed(°)	Ideal(°)
1	CA	260	G	N3-C4-N9	-5.38	122.78	126.00
23	DA	1912	A	N7-C8-N9	5.38	116.49	113.80
23	BA	1428	C	N1-C2-O2	-5.37	115.68	118.90
23	BA	2319	G	N3-C2-N2	-5.37	116.14	119.90
1	CA	1182	G	N1-C2-N2	5.37	121.03	116.20
23	BA	1276	A	N1-C6-N6	5.37	121.82	118.60
23	BA	1905	C	C6-N1-C2	-5.37	118.15	120.30
23	BA	2740	A	C4-C5-C6	5.37	119.69	117.00
1	CA	11	G	N1-C6-O6	5.37	123.12	119.90
23	DA	2297	C	N1-C2-O2	-5.37	115.68	118.90
1	AA	738	C	C6-N1-C2	-5.37	118.15	120.30
23	BA	2517	C	C2-N3-C4	-5.37	117.22	119.90
23	DA	600	G	N1-C6-O6	5.37	123.12	119.90
23	DA	1658	C	C5-C6-N1	5.37	123.69	121.00
1	AA	975	A	C8-N9-C4	-5.37	103.65	105.80
23	BA	2105	C	C5-C6-N1	5.37	123.68	121.00
23	BA	2430	A	N7-C8-N9	5.37	116.48	113.80
23	BA	2453	A	C5-C6-N1	5.37	120.39	117.70
1	CA	171	A	C8-N9-C4	-5.37	103.65	105.80
23	DA	682	G	N3-C4-N9	5.37	129.22	126.00
23	DA	1785	A	C6-C5-N7	-5.37	128.54	132.30
1	AA	92	C	N1-C2-O2	5.37	122.12	118.90
32	BO	8	LEU	CA-CB-CG	5.37	127.64	115.30
23	DA	1220	A	C8-N9-C4	5.37	107.95	105.80
23	DA	2312	U	N1-C2-O2	5.37	126.56	122.80
1	AA	946	A	C4-C5-N7	5.36	113.38	110.70
23	BA	69	C	C5-C6-N1	-5.36	118.32	121.00
1	CA	1163	C	C2-N1-C1'	5.36	124.70	118.80
23	DA	743	G	C5-C6-N1	5.36	114.18	111.50
23	DA	1381	G	C5-C6-O6	5.36	131.82	128.60
23	DA	2296	U	C3'-C2'-C1'	-5.36	97.21	101.50
23	DA	2455	G	C4-N9-C1'	5.36	133.47	126.50
1	AA	487	A	N1-C6-N6	5.36	121.82	118.60
1	AA	754	C	N3-C2-O2	-5.36	118.15	121.90
23	BA	874	G	N1-C6-O6	5.36	123.12	119.90
23	BA	782	A	C5-C6-N1	5.36	120.38	117.70
23	BA	874	G	C5-C6-O6	-5.36	125.38	128.60
23	BA	994	C	C5-C6-N1	-5.36	118.32	121.00
23	BA	1365	A	C5-N7-C8	-5.36	101.22	103.90
23	BA	2373	G	C2-N3-C4	-5.36	109.22	111.90
1	CA	346	G	C4-N9-C1'	5.36	133.47	126.50
23	DA	94	C	N3-C2-O2	-5.36	118.15	121.90

Continued on next page...

Continued from previous page...

Mol	Chain	Res	Type	Atoms	Z	Observed(°)	Ideal(°)
23	DA	791	C	C2-N3-C4	-5.36	117.22	119.90
23	DA	2300	G	C5-C6-O6	-5.36	125.38	128.60
23	DA	2878	U	N3-C2-O2	-5.36	118.45	122.20
23	BA	730	C	C6-N1-C2	-5.36	118.16	120.30
1	CA	1231	G	C8-N9-C4	-5.36	104.26	106.40
1	AA	483	C	C5-C6-N1	-5.36	118.32	121.00
23	BA	476	G	N1-C6-O6	5.36	123.11	119.90
23	BA	2335	A	C4-C5-C6	-5.36	114.32	117.00
23	DA	2442	C	N1-C2-O2	-5.36	115.69	118.90
23	BA	804	A	N1-C6-N6	5.36	121.81	118.60
23	BA	2016	U	N3-C2-O2	5.36	125.95	122.20
24	BB	8	U	C5-C6-N1	5.36	125.38	122.70
23	DA	546	C	C5-C6-N1	5.36	123.68	121.00
23	DA	1994	C	C5-C4-N4	5.36	123.95	120.20
1	AA	1029	C	C6-N1-C1'	5.35	127.22	120.80
1	AA	1034	G	C6-N1-C2	5.35	128.31	125.10
1	AA	1042	G	C8-N9-C1'	5.35	133.96	127.00
23	BA	702	G	N1-C6-O6	5.35	123.11	119.90
23	BA	2694	G	C4-N9-C1'	5.35	133.46	126.50
23	BA	2820	A	N1-C6-N6	5.35	121.81	118.60
25	BD	263	ARG	NE-CZ-NH1	-5.35	117.62	120.30
23	DA	236	C	C6-N1-C2	5.35	122.44	120.30
23	DA	652(S)	C	C5-C6-N1	5.35	123.68	121.00
23	DA	1299	G	N7-C8-N9	5.35	115.78	113.10
23	DA	2056	G	C2-N3-C4	-5.35	109.22	111.90
23	DA	2447	G	N3-C4-C5	5.35	131.28	128.60
23	BA	762	U	N1-C2-O2	5.35	126.55	122.80
23	BA	1558	A	P-O3'-C3'	5.35	126.12	119.70
23	DA	339	U	C6-N1-C2	5.35	124.21	121.00
23	DA	2681	C	N1-C2-N3	5.35	122.95	119.20
23	BA	380	U	C6-N1-C2	5.35	124.21	121.00
23	BA	697	C	N3-C4-N4	5.35	121.74	118.00
23	BA	1407	C	N3-C4-C5	-5.35	119.76	121.90
23	BA	1673	U	C5-C6-N1	-5.35	120.03	122.70
23	BA	1687	G	C8-N9-C4	-5.35	104.26	106.40
24	BB	95	C	C6-N1-C2	-5.35	118.16	120.30
1	CA	49	U	C5-C6-N1	-5.35	120.03	122.70
23	DA	2099	U	C2-N1-C1'	5.35	124.12	117.70
23	DA	2505	G	C2-N3-C4	-5.35	109.23	111.90
1	AA	217	C	N1-C2-O2	5.35	122.11	118.90
1	AA	1395	C	N1-C2-O2	5.35	122.11	118.90
23	BA	1010	A	C8-N9-C4	5.35	107.94	105.80

Continued on next page...

Continued from previous page...

Mol	Chain	Res	Type	Atoms	Z	Observed(°)	Ideal(°)
23	DA	1283	G	N3-C4-C5	-5.35	125.93	128.60
23	DA	2266	A	C4-C5-N7	5.35	113.37	110.70
24	DB	64	C	C2-N1-C1'	-5.35	112.92	118.80
23	BA	614(B)	G	C4-N9-C1'	-5.35	119.55	126.50
23	DA	2849	U	C2-N3-C4	-5.35	123.79	127.00
1	AA	71	C	C2-N3-C4	5.34	122.57	119.90
1	AA	534	U	N3-C4-O4	-5.34	115.66	119.40
1	AA	1442(B)	A	N1-C2-N3	5.34	131.97	129.30
23	BA	1858	G	C6-C5-N7	-5.34	127.19	130.40
1	CA	370	C	C6-N1-C2	5.34	122.44	120.30
23	DA	1899	G	N3-C2-N2	-5.34	116.16	119.90
23	BA	553	G	C2-N3-C4	-5.34	109.23	111.90
23	BA	2074	U	N1-C2-O2	5.34	126.54	122.80
23	DA	2363	C	C2-N1-C1'	-5.34	112.92	118.80
23	DA	2396	G	C5-N7-C8	-5.34	101.63	104.30
23	DA	2689	U	N1-C2-N3	5.34	118.11	114.90
48	D4	42	PHE	C-N-CA	5.34	135.06	121.70
1	AA	1284	C	N1-C2-O2	5.34	122.11	118.90
23	BA	53	A	C5-N7-C8	-5.34	101.23	103.90
23	BA	185	U	C2-N3-C4	-5.34	123.80	127.00
23	BA	960	A	N9-C4-C5	-5.34	103.66	105.80
1	CA	1141	C	N1-C2-O2	-5.34	115.69	118.90
5	CE	71	LEU	CA-CB-CG	5.34	127.58	115.30
23	DA	574	C	N3-C4-N4	-5.34	114.26	118.00
23	DA	1645	G	C5-C6-O6	5.34	131.81	128.60
1	AA	940	C	C6-N1-C2	-5.34	118.16	120.30
23	BA	77	C	N3-C2-O2	-5.34	118.16	121.90
23	BA	700	G	N1-C2-N3	5.34	127.10	123.90
23	BA	733	G	N7-C8-N9	-5.34	110.43	113.10
23	BA	1573	G	N3-C2-N2	5.34	123.64	119.90
23	BA	1653	G	P-O3'-C3'	5.34	126.11	119.70
23	DA	252	G	N7-C8-N9	-5.34	110.43	113.10
23	DA	1777	U	C6-N1-C2	5.34	124.20	121.00
1	AA	670	G	N1-C6-O6	-5.34	116.70	119.90
23	BA	956	G	C5-C6-N1	-5.34	108.83	111.50
1	CA	1160	G	C5-C6-N1	5.34	114.17	111.50
23	DA	1359	A	C5-C6-N6	5.34	127.97	123.70
23	BA	568	U	C5-C4-O4	-5.33	122.70	125.90
23	BA	1721	G	N7-C8-N9	5.33	115.77	113.10
23	DA	924	C	C2-N3-C4	-5.33	117.23	119.90
1	AA	458	C	N3-C4-C5	-5.33	119.77	121.90
23	BA	1613	G	N1-C2-N2	-5.33	111.40	116.20

Continued on next page...

Continued from previous page...

Mol	Chain	Res	Type	Atoms	Z	Observed(°)	Ideal(°)
23	BA	2607	G	C5-C6-N1	-5.33	108.83	111.50
23	DA	60	G	C5-C6-O6	-5.33	125.40	128.60
23	DA	558	G	C8-N9-C4	5.33	108.53	106.40
1	AA	809	G	N3-C4-N9	-5.33	122.80	126.00
23	BA	69	C	C4-C5-C6	5.33	120.06	117.40
23	BA	130	C	C5-C6-N1	-5.33	118.33	121.00
23	BA	1225	G	N9-C4-C5	5.33	107.53	105.40
23	BA	1609	A	C6-N1-C2	-5.33	115.40	118.60
23	BA	2429	G	N7-C8-N9	5.33	115.77	113.10
23	BA	2602	A	C6-N1-C2	-5.33	115.40	118.60
24	BB	60	C	N3-C4-C5	-5.33	119.77	121.90
23	DA	71	A	C6-C5-N7	-5.33	128.57	132.30
23	DA	271(A)	A	C8-N9-C4	5.33	107.93	105.80
23	DA	1129	A	N1-C6-N6	-5.33	115.40	118.60
23	DA	2224	G	C2-N3-C4	-5.33	109.23	111.90
23	DA	2638	G	C5-C6-N1	-5.33	108.83	111.50
23	DA	956	G	C5-N7-C8	5.33	106.97	104.30
1	AA	1104	G	C8-N9-C4	-5.33	104.27	106.40
23	BA	750	A	N7-C8-N9	5.33	116.46	113.80
23	BA	1460	A	C2-N3-C4	5.33	113.26	110.60
23	BA	2420	C	C6-N1-C2	5.33	122.43	120.30
1	CA	577	G	N9-C4-C5	-5.33	103.27	105.40
23	DA	2708	G	N1-C2-N3	5.33	127.10	123.90
1	AA	59	A	C5-C6-N6	-5.33	119.44	123.70
1	CA	984	C	N3-C4-N4	5.33	121.73	118.00
1	AA	470	C	N1-C2-O2	5.33	122.10	118.90
23	BA	102	G	C8-N9-C1'	-5.33	120.08	127.00
23	BA	1231	G	N1-C6-O6	5.33	123.10	119.90
23	BA	1238	G	C5-C6-O6	-5.33	125.41	128.60
23	BA	1406	U	C5-C6-N1	5.33	125.36	122.70
23	BA	1693	U	C5-C6-N1	-5.33	120.04	122.70
1	CA	1120	G	C6-C5-N7	5.33	133.60	130.40
1	AA	317	G	C6-C5-N7	-5.32	127.21	130.40
23	BA	1983	C	C5-C4-N4	-5.32	116.47	120.20
1	CA	266	G	C2-N3-C4	-5.32	109.24	111.90
23	DA	818	G	N7-C8-N9	-5.32	110.44	113.10
23	DA	1142(A)	A	C6-C5-N7	-5.32	128.57	132.30
23	DA	1639	U	N3-C2-O2	-5.32	118.47	122.20
23	DA	2028	U	C5-C4-O4	-5.32	122.71	125.90
23	DA	2157	G	N9-C4-C5	5.32	107.53	105.40
23	DA	2379	G	C8-N9-C4	-5.32	104.27	106.40
1	CA	982	U	N3-C4-O4	5.32	123.13	119.40

Continued on next page...

Continued from previous page...

Mol	Chain	Res	Type	Atoms	Z	Observed(°)	Ideal(°)
1	CA	1031	G	N3-C4-C5	-5.32	125.94	128.60
23	DA	1380	G	N3-C2-N2	-5.32	116.17	119.90
23	BA	465	G	C4-N9-C1'	5.32	133.42	126.50
23	BA	1942	C	C2-N1-C1'	-5.32	112.95	118.80
23	DA	509	C	C5-C6-N1	-5.32	118.34	121.00
1	AA	1037	C	N3-C4-C5	-5.32	119.77	121.90
23	BA	1661	G	C6-N1-C2	-5.32	121.91	125.10
23	BA	2331	G	C5-C6-O6	-5.32	125.41	128.60
23	DA	1265	A	C4-C5-C6	5.32	119.66	117.00
23	DA	1380	G	N3-C4-C5	5.32	131.26	128.60
1	AA	402	G	C5-C6-N1	-5.32	108.84	111.50
23	BA	1336	A	C5-C6-N1	5.32	120.36	117.70
27	BF	168	ARG	NE-CZ-NH1	5.32	122.96	120.30
14	CN	43	CYS	CA-CB-SG	-5.32	104.43	114.00
23	DA	599	G	C2-N3-C4	-5.32	109.24	111.90
23	DA	1829	A	N7-C8-N9	-5.32	111.14	113.80
1	AA	1376	U	N3-C2-O2	5.32	125.92	122.20
1	AA	1381	U	C6-N1-C1'	-5.32	113.76	121.20
1	CA	1351	U	C2-N1-C1'	-5.32	111.32	117.70
23	DA	2699	C	N3-C4-C5	5.32	124.03	121.90
23	DA	2744	G	C2-N3-C4	-5.32	109.24	111.90
23	BA	787	U	N1-C2-N3	5.31	118.09	114.90
23	DA	2237	G	C8-N9-C4	5.31	108.53	106.40
1	AA	1017	G	C5-C6-O6	5.31	131.79	128.60
23	BA	1130	U	N3-C4-C5	-5.31	111.41	114.60
23	BA	1632	A	C5-C6-N6	-5.31	119.45	123.70
23	BA	2312	U	C6-N1-C2	-5.31	117.81	121.00
23	BA	2356	C	C6-N1-C2	5.31	122.42	120.30
23	BA	2587	A	C2-N3-C4	-5.31	107.94	110.60
23	DA	1284	A	C5-N7-C8	-5.31	101.24	103.90
23	BA	775	G	N3-C2-N2	5.31	123.62	119.90
23	BA	1404	C	N1-C2-O2	5.31	122.09	118.90
23	DA	2015	A	C5-C6-N6	5.31	127.95	123.70
24	DB	104	U	C2-N1-C1'	-5.31	111.33	117.70
1	CA	1000	U	C6-N1-C2	-5.31	117.81	121.00
1	CA	1468	A	C8-N9-C4	5.31	107.92	105.80
23	DA	1181	C	N1-C2-O2	5.31	122.08	118.90
23	DA	2622	C	N3-C4-C5	5.31	124.02	121.90
1	AA	243	A	C8-N9-C4	-5.31	103.68	105.80
23	BA	2242	G	N3-C4-N9	-5.31	122.82	126.00
1	CA	150	C	C2-N3-C4	5.31	122.55	119.90
1	CA	611	A	N1-C6-N6	-5.31	115.42	118.60

Continued on next page...

Continued from previous page...

Mol	Chain	Res	Type	Atoms	Z	Observed(°)	Ideal(°)
23	DA	464	U	C5-C4-O4	5.31	129.08	125.90
23	DA	1612	C	N3-C4-N4	5.31	121.72	118.00
23	DA	2615	U	N1-C2-O2	5.31	126.52	122.80
23	DA	2761	G	C8-N9-C4	-5.31	104.28	106.40
23	BA	982	C	C6-N1-C2	-5.31	118.18	120.30
23	BA	1414	G	C8-N9-C4	-5.31	104.28	106.40
23	DA	2547	U	C5-C6-N1	-5.31	120.05	122.70
23	DA	2675	A	C5-C6-N6	-5.31	119.46	123.70
1	AA	1042	G	N3-C4-N9	-5.30	122.82	126.00
1	AA	1307	U	C5-C4-O4	-5.30	122.72	125.90
23	BA	1631(A)	A	C8-N9-C4	-5.30	103.68	105.80
23	BA	2067	G	N3-C4-N9	5.30	129.18	126.00
23	BA	2287	A	C4-C5-N7	5.30	113.35	110.70
1	CA	1060	C	C5-C6-N1	5.30	123.65	121.00
23	DA	614(B)	G	C4-N9-C1'	-5.30	119.60	126.50
23	DA	2059	A	C2-N3-C4	-5.30	107.95	110.60
23	BA	1187	G	N9-C4-C5	5.30	107.52	105.40
23	DA	2787	C	N3-C2-O2	-5.30	118.19	121.90
1	AA	1003	G	N9-C4-C5	5.30	107.52	105.40
1	AA	1153	C	C6-N1-C2	5.30	122.42	120.30
1	AA	1226	C	N3-C4-N4	-5.30	114.29	118.00
23	BA	452	G	N1-C2-N3	5.30	127.08	123.90
1	CA	981	U	N3-C4-O4	5.30	123.11	119.40
23	DA	2082	A	N1-C6-N6	5.30	121.78	118.60
1	AA	286	G	C8-N9-C4	-5.30	104.28	106.40
1	AA	1435	G	N1-C6-O6	5.30	123.08	119.90
23	BA	102	G	N3-C4-C5	-5.30	125.95	128.60
23	BA	757	U	N3-C2-O2	-5.30	118.49	122.20
23	BA	888	C	C5-C6-N1	5.30	123.65	121.00
23	BA	1762	A	N3-C4-C5	-5.30	123.09	126.80
23	BA	2033	A	N1-C6-N6	-5.30	115.42	118.60
1	CA	7	G	N3-C4-N9	-5.30	122.82	126.00
1	CA	454	C	C4-C5-C6	5.30	120.05	117.40
23	DA	463	G	N3-C4-N9	-5.30	122.82	126.00
23	DA	796	C	C2-N3-C4	-5.30	117.25	119.90
23	DA	1216	G	N3-C4-N9	5.30	129.18	126.00
23	DA	1881	C	C5-C6-N1	5.30	123.65	121.00
1	AA	855	G	C8-N9-C4	-5.30	104.28	106.40
23	BA	1618	A	C5-C6-N6	5.30	127.94	123.70
23	BA	1845	G	N1-C2-N2	-5.30	111.43	116.20
1	CA	1258	G	C6-N1-C2	5.30	128.28	125.10
1	AA	1034	G	C6-C5-N7	5.30	133.58	130.40

Continued on next page...

Continued from previous page...

Mol	Chain	Res	Type	Atoms	Z	Observed(°)	Ideal(°)
23	BA	207	A	N3-C4-N9	-5.30	123.16	127.40
23	BA	856	C	N3-C4-C5	-5.30	119.78	121.90
23	BA	949	C	C6-N1-C2	5.30	122.42	120.30
23	BA	2080	G	N7-C8-N9	-5.30	110.45	113.10
23	DA	1452	A	C8-N9-C4	5.30	107.92	105.80
23	DA	2334	G	C8-N9-C4	5.30	108.52	106.40
1	AA	930	C	N3-C4-N4	-5.29	114.29	118.00
23	BA	889	C	N1-C2-O2	5.29	122.08	118.90
23	BA	2348	U	C6-N1-C2	5.29	124.18	121.00
1	AA	980	C	C2-N1-C1'	5.29	124.62	118.80
23	BA	796	C	C6-N1-C2	5.29	122.42	120.30
23	BA	1657	C	N3-C2-O2	5.29	125.61	121.90
47	B3	56	VAL	CB-CA-C	-5.29	101.34	111.40
1	CA	675	A	N1-C6-N6	5.29	121.78	118.60
1	CA	927	G	N1-C6-O6	5.29	123.08	119.90
23	DA	448	U	N3-C4-C5	-5.29	111.42	114.60
23	DA	723	G	N9-C4-C5	-5.29	103.28	105.40
1	AA	378	G	N3-C4-C5	5.29	131.25	128.60
23	BA	266	G	C8-N9-C4	5.29	108.52	106.40
23	BA	2613	U	N3-C2-O2	-5.29	118.50	122.20
23	DA	564	C	C5-C6-N1	-5.29	118.36	121.00
26	DE	119	ARG	NE-CZ-NH2	-5.29	117.65	120.30
23	BA	696	G	C8-N9-C4	5.29	108.52	106.40
1	CA	1003	G	C6-N1-C2	5.29	128.27	125.10
23	DA	530	G	C8-N9-C4	-5.29	104.28	106.40
23	BA	59	U	N1-C2-N3	5.29	118.07	114.90
23	BA	645	C	N3-C2-O2	-5.29	118.20	121.90
23	BA	1204	A	C3'-C2'-C1'	-5.29	97.27	101.50
23	BA	1318	C	N1-C2-O2	-5.29	115.73	118.90
1	CA	1150	U	C5-C4-O4	5.29	129.07	125.90
23	DA	1581	G	C4-N9-C1'	5.29	133.38	126.50
24	DB	30	C	N3-C4-N4	5.29	121.70	118.00
1	AA	1381	U	N3-C2-O2	-5.29	118.50	122.20
1	AA	1502	A	C5-C6-N6	-5.29	119.47	123.70
23	BA	2079	U	C4-C5-C6	5.29	122.87	119.70
23	DA	401	A	N1-C2-N3	5.29	131.94	129.30
1	AA	1022	G	C5-C6-O6	-5.29	125.43	128.60
1	AA	1294	G	N3-C4-N9	-5.29	122.83	126.00
23	BA	394	A	C2-N3-C4	-5.29	107.96	110.60
23	BA	652(T)	C	C5-C4-N4	5.29	123.90	120.20
23	BA	1222	C	C6-N1-C2	5.29	122.41	120.30
1	CA	102	G	N9-C4-C5	5.29	107.51	105.40

Continued on next page...

Continued from previous page...

Mol	Chain	Res	Type	Atoms	Z	Observed(°)	Ideal(°)
23	DA	874	G	N3-C4-C5	5.29	131.24	128.60
45	D1	40	ARG	NE-CZ-NH1	5.29	122.94	120.30
1	AA	1309	G	C8-N9-C1'	5.28	133.87	127.00
23	BA	389	G	C8-N9-C1'	-5.28	120.13	127.00
23	BA	587	C	N1-C2-N3	5.28	122.90	119.20
23	BA	966	G	N1-C6-O6	-5.28	116.73	119.90
23	BA	1608	A	N3-C4-N9	-5.28	123.17	127.40
1	CA	163	C	C2-N1-C1'	5.28	124.61	118.80
23	DA	1692	U	C5-C6-N1	-5.28	120.06	122.70
23	DA	1826	G	N1-C6-O6	-5.28	116.73	119.90
23	DA	2182	G	C4-C5-N7	-5.28	108.69	110.80
1	AA	1303	C	N1-C2-O2	5.28	122.07	118.90
23	BA	884	C	N3-C4-C5	-5.28	119.79	121.90
23	BA	2764	A	C8-N9-C4	-5.28	103.69	105.80
23	DA	602	G	C8-N9-C4	5.28	108.51	106.40
1	AA	1283	G	C2-N3-C4	5.28	114.54	111.90
1	AA	1328	C	N3-C4-N4	-5.28	114.30	118.00
1	AA	1362	C	N1-C2-O2	5.28	122.07	118.90
23	BA	108	U	N1-C2-O2	5.28	126.50	122.80
23	BA	765	G	N3-C2-N2	-5.28	116.20	119.90
23	BA	839	U	C6-N1-C2	-5.28	117.83	121.00
23	BA	861	A	N1-C2-N3	-5.28	126.66	129.30
23	BA	2088	G	N3-C2-N2	-5.28	116.20	119.90
23	DA	171	G	N3-C2-N2	5.28	123.60	119.90
23	DA	1612	C	N3-C2-O2	5.28	125.60	121.90
23	DA	2822	G	N1-C6-O6	5.28	123.07	119.90
1	AA	1249	C	N1-C2-O2	5.28	122.07	118.90
23	DA	1124	C	N3-C4-C5	5.28	124.01	121.90
23	DA	2359	C	C4-C5-C6	5.28	120.04	117.40
1	AA	927	G	N7-C8-N9	-5.28	110.46	113.10
1	AA	993	G	N3-C4-N9	5.28	129.17	126.00
23	BA	936	C	C5-C6-N1	-5.28	118.36	121.00
23	BA	1654	A	C5-C6-N6	5.28	127.92	123.70
23	BA	2488	A	N7-C8-N9	-5.28	111.16	113.80
23	DA	737	C	C5-C4-N4	-5.28	116.50	120.20
23	DA	2235	G	C6-C5-N7	-5.28	127.23	130.40
23	DA	2379	G	C5-N7-C8	-5.28	101.66	104.30
23	BA	512	G	N9-C4-C5	5.28	107.51	105.40
23	BA	607	U	C5-C6-N1	-5.28	120.06	122.70
23	BA	886	C	C6-N1-C2	-5.28	118.19	120.30
23	BA	2297	C	C6-N1-C2	-5.28	118.19	120.30
24	BB	70	C	C6-N1-C2	-5.28	118.19	120.30

Continued on next page...

Continued from previous page...

Mol	Chain	Res	Type	Atoms	Z	Observed(°)	Ideal(°)
24	BB	91	C	C6-N1-C2	5.28	122.41	120.30
1	CA	1166	G	C8-N9-C1'	5.28	133.86	127.00
23	DA	127	A	N1-C2-N3	5.28	131.94	129.30
23	DA	204	A	C5-N7-C8	-5.28	101.26	103.90
23	DA	1120	G	C5-C6-O6	5.28	131.76	128.60
23	DA	1210	A	N7-C8-N9	5.28	116.44	113.80
23	DA	1800	C	N3-C4-C5	5.28	124.01	121.90
23	DA	2297	C	C2-N1-C1'	-5.28	113.00	118.80
23	DA	652(T)	C	C5-C4-N4	5.27	123.89	120.20
23	DA	932	G	N3-C4-C5	5.27	131.24	128.60
23	DA	1993	U	N3-C2-O2	5.27	125.89	122.20
23	DA	2346	A	N3-C4-C5	-5.27	123.11	126.80
23	BA	2013	A	C4-C5-N7	5.27	113.34	110.70
23	BA	2607	G	N3-C4-N9	5.27	129.16	126.00
1	CA	78	G	N3-C4-C5	5.27	131.24	128.60
1	CA	1009	G	C5-C6-O6	-5.27	125.44	128.60
24	DB	93	G	C5-C6-O6	-5.27	125.44	128.60
1	AA	139	G	N7-C8-N9	5.27	115.74	113.10
23	DA	208	C	N1-C2-O2	-5.27	115.74	118.90
23	BA	351	G	N1-C6-O6	5.27	123.06	119.90
23	BA	2398	U	N3-C4-C5	-5.27	111.44	114.60
1	CA	954	G	N9-C4-C5	-5.27	103.29	105.40
1	CA	1006	C	N3-C4-N4	5.27	121.69	118.00
1	CA	1467	G	N3-C4-C5	-5.27	125.97	128.60
4	CD	26	CYS	CA-CB-SG	5.27	123.48	114.00
23	DA	195	A	C6-C5-N7	-5.27	128.61	132.30
23	DA	333	G	C4-N9-C1'	5.27	133.35	126.50
1	AA	979	C	C6-N1-C2	-5.27	118.19	120.30
23	BA	446	G	C6-C5-N7	-5.27	127.24	130.40
23	BA	2510	C	N1-C2-N3	5.27	122.89	119.20
23	DA	2866	U	C4-C5-C6	5.27	122.86	119.70
1	CA	419	C	N3-C2-O2	5.27	125.59	121.90
1	CA	1333	A	N7-C8-N9	5.27	116.43	113.80
23	DA	570	G	N1-C2-N2	-5.27	111.46	116.20
1	AA	1502	A	N1-C2-N3	5.26	131.93	129.30
23	BA	32	C	N3-C2-O2	-5.26	118.22	121.90
23	BA	849	A	N7-C8-N9	-5.26	111.17	113.80
23	BA	1531	C	C2-N1-C1'	5.26	124.59	118.80
23	BA	2254	C	C6-N1-C2	5.26	122.41	120.30
23	DA	2487	G	C4-C5-N7	5.26	112.91	110.80
1	AA	913	A	N9-C4-C5	5.26	107.91	105.80
23	BA	2114	A	N7-C8-N9	5.26	116.43	113.80

Continued on next page...

Continued from previous page...

Mol	Chain	Res	Type	Atoms	Z	Observed(°)	Ideal(°)
23	DA	727	A	C4-C5-C6	5.26	119.63	117.00
23	DA	732	C	C5-C4-N4	-5.26	116.52	120.20
23	DA	1256	G	C2-N3-C4	-5.26	109.27	111.90
31	DN	20	GLY	N-CA-C	-5.26	99.94	113.10
23	BA	60	G	C6-C5-N7	-5.26	127.24	130.40
23	BA	171	G	N3-C2-N2	5.26	123.58	119.90
23	BA	363(B)	G	N9-C4-C5	-5.26	103.30	105.40
23	BA	1487	G	C8-N9-C4	-5.26	104.30	106.40
23	BA	1965	C	N1-C2-O2	5.26	122.06	118.90
23	BA	2487	G	N9-C4-C5	-5.26	103.30	105.40
1	CA	893	C	C6-N1-C2	5.26	122.40	120.30
1	CA	1350	A	C4-C5-C6	5.26	119.63	117.00
23	DA	1816	G	C8-N9-C1'	-5.26	120.16	127.00
23	DA	1992	G	C5-N7-C8	5.26	106.93	104.30
23	DA	2099	U	C5-C6-N1	5.26	125.33	122.70
23	BA	548	A	N9-C4-C5	-5.26	103.70	105.80
23	BA	690	G	C8-N9-C4	5.26	108.50	106.40
23	DA	2096	U	C5-C6-N1	5.26	125.33	122.70
23	DA	2329	G	C2-N3-C4	-5.26	109.27	111.90
23	DA	2518	A	C8-N9-C4	-5.26	103.70	105.80
1	AA	39	G	N1-C2-N2	5.26	120.93	116.20
23	BA	1187	G	C2-N3-C4	5.26	114.53	111.90
23	BA	1241	A	C2-N3-C4	-5.26	107.97	110.60
23	BA	1994	C	N3-C4-C5	5.26	124.00	121.90
23	BA	2048	G	C5-C6-N1	-5.26	108.87	111.50
23	BA	2157	G	C8-N9-C1'	5.26	133.83	127.00
1	CA	260	G	N3-C4-C5	5.26	131.23	128.60
1	CA	1370	G	N3-C4-N9	-5.26	122.85	126.00
23	DA	2032	G	C6-C5-N7	-5.26	127.25	130.40
5	AE	71	LEU	CA-CB-CG	5.25	127.39	115.30
23	BA	2350	C	N3-C4-N4	5.25	121.68	118.00
1	CA	413	G	C4-C5-N7	-5.25	108.70	110.80
1	AA	1001(A)	G	N9-C4-C5	-5.25	103.30	105.40
1	AA	1006	C	N1-C2-O2	5.25	122.05	118.90
23	BA	392	C	C6-N1-C2	5.25	122.40	120.30
23	BA	1341	U	N1-C2-O2	5.25	126.48	122.80
23	BA	2348	U	N1-C2-O2	5.25	126.48	122.80
23	DA	1267	U	N1-C2-O2	5.25	126.48	122.80
1	AA	457	C	C6-N1-C2	-5.25	118.20	120.30
23	BA	686	G	C6-C5-N7	-5.25	127.25	130.40
23	BA	1688	U	N1-C2-N3	5.25	118.05	114.90
23	BA	2303	G	C8-N9-C4	-5.25	104.30	106.40

Continued on next page...

Continued from previous page...

Mol	Chain	Res	Type	Atoms	Z	Observed(°)	Ideal(°)
23	BA	2623	G	N9-C4-C5	5.25	107.50	105.40
1	CA	631	G	N1-C6-O6	5.25	123.05	119.90
1	CA	1185	G	C2-N3-C4	5.25	114.53	111.90
1	AA	1226	C	C2-N1-C1'	-5.25	113.03	118.80
23	BA	790	C	N3-C2-O2	5.25	125.58	121.90
23	BA	2037	G	C5-C6-O6	5.25	131.75	128.60
23	BA	2425	A	C5-N7-C8	-5.25	101.28	103.90
1	CA	1343	G	N9-C4-C5	-5.25	103.30	105.40
23	DA	990	A	N1-C6-N6	5.25	121.75	118.60
23	DA	1775	U	C5-C6-N1	-5.25	120.08	122.70
23	BA	760	G	C5-N7-C8	-5.25	101.68	104.30
23	BA	1050	A	C8-N9-C4	-5.25	103.70	105.80
23	BA	2157	G	N3-C4-N9	-5.25	122.85	126.00
1	CA	1293	G	C8-N9-C4	5.25	108.50	106.40
23	DA	557	U	N1-C2-N3	5.25	118.05	114.90
24	DB	76	G	N1-C6-O6	5.25	123.05	119.90
23	BA	1582	C	N1-C2-O2	5.25	122.05	118.90
23	BA	1981	A	N9-C4-C5	5.25	107.90	105.80
1	CA	982	U	N3-C4-C5	-5.25	111.45	114.60
1	CA	1492	A	C2-N3-C4	5.25	113.22	110.60
23	DA	254	G	N3-C4-C5	5.25	131.22	128.60
23	DA	1942	C	C6-N1-C1'	5.25	127.09	120.80
23	DA	2723	C	C2-N1-C1'	-5.25	113.03	118.80
23	BA	1415	U	N3-C4-O4	-5.25	115.73	119.40
23	DA	39	C	N1-C2-N3	5.25	122.87	119.20
23	DA	933	A	N7-C8-N9	5.25	116.42	113.80
23	DA	2202	C	C6-N1-C2	5.25	122.40	120.30
1	AA	855	G	C5-C6-O6	5.24	131.75	128.60
41	BX	54	VAL	CB-CA-C	-5.24	101.44	111.40
45	B1	21	ARG	NE-CZ-NH1	5.24	122.92	120.30
1	CA	190	U	C5-C6-N1	5.24	125.32	122.70
23	DA	392	C	C4-C5-C6	-5.24	114.78	117.40
23	DA	412	A	C8-N9-C4	5.24	107.90	105.80
23	DA	2010	G	N3-C2-N2	-5.24	116.23	119.90
1	AA	1028	C	C5-C4-N4	-5.24	116.53	120.20
1	CA	1014	A	N7-C8-N9	5.24	116.42	113.80
1	AA	1475	G	N1-C6-O6	5.24	123.04	119.90
23	BA	2261	C	N3-C2-O2	-5.24	118.23	121.90
1	CA	1330	U	C6-N1-C2	-5.24	117.86	121.00
23	DA	271(S)	G	C5-C6-N1	-5.24	108.88	111.50
23	DA	1677	A	C8-N9-C4	5.24	107.90	105.80
23	DA	1985	G	C6-N1-C2	-5.24	121.96	125.10

Continued on next page...

Continued from previous page...

Mol	Chain	Res	Type	Atoms	Z	Observed(°)	Ideal(°)
23	DA	2011	U	N1-C2-O2	-5.24	119.13	122.80
1	AA	1267	C	N1-C2-O2	-5.24	115.76	118.90
23	BA	525	U	N3-C4-C5	-5.24	111.46	114.60
23	BA	1324	G	C5-C6-O6	-5.24	125.46	128.60
23	BA	2322	A	C5-C6-N1	5.24	120.32	117.70
23	BA	2626	C	C2-N3-C4	-5.24	117.28	119.90
1	CA	984	C	C5-C6-N1	5.24	123.62	121.00
1	CA	1293	G	C6-N1-C2	-5.24	121.96	125.10
23	DA	1539	G	C5-N7-C8	-5.24	101.68	104.30
23	DA	2105	C	C6-N1-C2	-5.24	118.20	120.30
23	BA	2081	C	C4-C5-C6	5.24	120.02	117.40
23	DA	822	U	N3-C4-O4	-5.24	115.73	119.40
1	AA	944	G	N7-C8-N9	5.24	115.72	113.10
23	BA	676	A	O4'-C1'-N9	5.24	112.39	108.20
23	BA	2602	A	C5-C6-N1	5.24	120.32	117.70
1	CA	981	U	C5-C6-N1	5.24	125.32	122.70
23	DA	51	G	C5-N7-C8	5.24	106.92	104.30
23	DA	827	U	N3-C2-O2	5.24	125.86	122.20
23	DA	1655	A	N7-C8-N9	-5.24	111.18	113.80
1	AA	939	G	N3-C4-C5	5.23	131.22	128.60
23	BA	124	G	N3-C4-C5	5.23	131.22	128.60
23	BA	915	C	C2-N1-C1'	5.23	124.56	118.80
23	DA	1546	C	C2-N1-C1'	5.23	124.56	118.80
23	BA	2763	G	C6-C5-N7	-5.23	127.26	130.40
1	CA	484	G	C5-C6-O6	5.23	131.74	128.60
23	DA	1021	A	N3-C4-N9	-5.23	123.21	127.40
23	DA	1311	G	C6-C5-N7	-5.23	127.26	130.40
23	DA	2084	C	C5-C6-N1	-5.23	118.38	121.00
1	AA	203	U	C6-N1-C2	-5.23	117.86	121.00
1	AA	934	C	N3-C4-C5	-5.23	119.81	121.90
23	BA	1308	A	C4-C5-C6	5.23	119.62	117.00
23	BA	1490	A	N1-C6-N6	5.23	121.74	118.60
23	BA	1586	A	C8-N9-C4	-5.23	103.71	105.80
23	DA	71	A	N1-C2-N3	5.23	131.92	129.30
23	BA	747	U	C2-N3-C4	-5.23	123.86	127.00
23	DA	1988	C	N3-C4-C5	5.23	123.99	121.90
23	DA	2055	C	N1-C2-O2	-5.23	115.76	118.90
1	AA	696	A	C8-N9-C4	-5.23	103.71	105.80
23	BA	1012	U	N3-C2-O2	-5.23	118.54	122.20
23	DA	448	U	N3-C2-O2	-5.23	118.54	122.20
23	DA	1424	G	C8-N9-C4	5.23	108.49	106.40
1	CA	1165	C	C6-N1-C1'	5.23	127.07	120.80

Continued on next page...

Continued from previous page...

Mol	Chain	Res	Type	Atoms	Z	Observed(°)	Ideal(°)
23	BA	1112	G	C5-C6-N1	-5.22	108.89	111.50
23	BA	1283	G	N1-C2-N2	-5.22	111.50	116.20
23	BA	2065	C	C4-C5-C6	5.22	120.01	117.40
1	CA	39	G	C6-N1-C2	-5.22	121.97	125.10
23	DA	54	G	C8-N9-C4	5.22	108.49	106.40
23	DA	202	U	N1-C2-N3	-5.22	111.77	114.90
23	DA	702	G	N3-C2-N2	-5.22	116.24	119.90
23	DA	758	C	N1-C2-O2	-5.22	115.77	118.90
23	DA	839	U	C5-C4-O4	5.22	129.03	125.90
1	AA	541	G	C8-N9-C1'	5.22	133.79	127.00
1	AA	736	C	C6-N1-C2	-5.22	118.21	120.30
1	AA	1350	A	C5-C6-N1	5.22	120.31	117.70
23	BA	2782	G	C6-C5-N7	-5.22	127.27	130.40
24	BB	87	G	N7-C8-N9	-5.22	110.49	113.10
23	DA	841	A	N1-C2-N3	5.22	131.91	129.30
1	CA	1081	G	C6-C5-N7	-5.22	127.27	130.40
1	CA	1315	U	C6-N1-C2	-5.22	117.87	121.00
23	BA	182	A	C8-N9-C4	-5.22	103.71	105.80
23	BA	2273	A	N1-C2-N3	-5.22	126.69	129.30
23	BA	2558	C	N3-C4-C5	5.22	123.99	121.90
24	BB	17	C	C6-N1-C2	5.22	122.39	120.30
23	DA	154	G	N9-C4-C5	-5.22	103.31	105.40
23	DA	1021	A	N1-C6-N6	5.22	121.73	118.60
23	DA	1381	G	N1-C6-O6	-5.22	116.77	119.90
23	BA	2152	G	C4-N9-C1'	-5.22	119.72	126.50
23	BA	2335	A	N7-C8-N9	-5.22	111.19	113.80
23	DA	583	G	C6-C5-N7	-5.22	127.27	130.40
23	DA	821	A	N1-C2-N3	5.22	131.91	129.30
23	DA	1930	G	N7-C8-N9	-5.22	110.49	113.10
1	AA	825	G	C5-C6-N1	-5.22	108.89	111.50
23	BA	391	G	C8-N9-C1'	-5.22	120.22	127.00
23	BA	1974	C	N3-C4-C5	5.22	123.99	121.90
23	DA	893	C	C6-N1-C1'	-5.22	114.54	120.80
23	DA	1613	G	N1-C2-N2	-5.22	111.51	116.20
23	DA	2071	A	C2-N3-C4	5.22	113.21	110.60
1	AA	1239	A	C5-C6-N6	5.21	127.87	123.70
23	BA	2582	G	C8-N9-C4	-5.21	104.31	106.40
23	DA	2496	C	C4-C5-C6	-5.21	114.79	117.40
23	DA	2822	G	C8-N9-C4	5.21	108.49	106.40
1	AA	1295	G	C8-N9-C4	-5.21	104.31	106.40
23	BA	1670	C	C2-N3-C4	-5.21	117.29	119.90
23	BA	2403	C	C6-N1-C2	-5.21	118.22	120.30

Continued on next page...

Continued from previous page...

Mol	Chain	Res	Type	Atoms	Z	Observed(°)	Ideal(°)
23	DA	2338	G	C6-C5-N7	-5.21	127.27	130.40
1	AA	1210	C	C6-N1-C2	-5.21	118.22	120.30
1	AA	1241	G	N7-C8-N9	5.21	115.71	113.10
23	BA	571	A	C8-N9-C4	5.21	107.88	105.80
23	BA	592	G	C5-C6-O6	5.21	131.73	128.60
23	BA	702	G	N1-C2-N3	5.21	127.03	123.90
23	BA	1698	A	C4-C5-C6	5.21	119.61	117.00
23	BA	2331	G	N1-C6-O6	5.21	123.03	119.90
23	BA	2412	A	N1-C6-N6	-5.21	115.47	118.60
1	CA	776	G	N3-C4-N9	-5.21	122.87	126.00
23	DA	1170	G	N3-C4-N9	5.21	129.13	126.00
23	DA	2609	U	C4-C5-C6	5.21	122.83	119.70
23	DA	130	C	N1-C2-O2	5.21	122.03	118.90
23	DA	1261	C	N1-C2-O2	-5.21	115.77	118.90
1	AA	106	C	C5-C6-N1	-5.21	118.40	121.00
23	BA	775	G	N1-C2-N2	-5.21	111.51	116.20
23	BA	1129	A	C8-N9-C4	-5.21	103.72	105.80
23	DA	188	G	C8-N9-C4	5.21	108.48	106.40
23	DA	213	A	N1-C6-N6	5.21	121.72	118.60
23	DA	1321	A	N1-C2-N3	5.21	131.91	129.30
23	BA	469	G	C5-C6-O6	-5.21	125.48	128.60
23	BA	857	C	N1-C2-N3	5.21	122.84	119.20
1	CA	361	G	C6-N1-C2	5.21	128.22	125.10
23	DA	1270	C	C4-C5-C6	5.21	120.00	117.40
23	DA	1530	C	N3-C4-C5	5.21	123.98	121.90
23	DA	2351	G	C8-N9-C1'	-5.21	120.23	127.00
23	DA	2362	G	N3-C4-C5	5.21	131.20	128.60
23	DA	2672	G	C2-N3-C4	-5.21	109.30	111.90
35	DR	114	VAL	CB-CA-C	-5.21	101.51	111.40
23	BA	190	A	N1-C2-N3	-5.21	126.70	129.30
23	BA	958	U	C6-N1-C2	-5.21	117.88	121.00
23	BA	1342	A	C8-N9-C4	-5.21	103.72	105.80
24	BB	60	C	C6-N1-C2	-5.21	118.22	120.30
23	DA	363(F)	A	C8-N9-C4	5.21	107.88	105.80
23	BA	1006	C	N3-C4-N4	-5.20	114.36	118.00
1	CA	1182	G	N3-C2-N2	-5.20	116.26	119.90
1	CA	1206	G	C6-N1-C2	-5.20	121.98	125.10
23	DA	527	C	N3-C4-N4	-5.20	114.36	118.00
23	DA	1816	G	C4-N9-C1'	5.20	133.27	126.50
27	DF	62	ARG	NE-CZ-NH2	-5.20	117.70	120.30
23	DA	303	U	N3-C4-C5	5.20	117.72	114.60
23	DA	1216	G	C5-C6-O6	-5.20	125.48	128.60

Continued on next page...

Continued from previous page...

Mol	Chain	Res	Type	Atoms	Z	Observed(°)	Ideal(°)
1	AA	681	C	N3-C2-O2	5.20	125.54	121.90
23	BA	1822	G	N1-C2-N3	5.20	127.02	123.90
23	BA	2602	A	P-O3'-C3'	5.20	125.94	119.70
23	DA	921	G	C5-C6-O6	5.20	131.72	128.60
23	DA	2575	C	N3-C4-C5	-5.20	119.82	121.90
24	DB	87	G	N1-C6-O6	5.20	123.02	119.90
1	AA	938	A	C5-N7-C8	-5.20	101.30	103.90
23	BA	1131	G	C4-C5-N7	5.20	112.88	110.80
1	CA	823	G	C8-N9-C4	5.20	108.48	106.40
1	CA	1182	G	C4-N9-C1'	-5.20	119.74	126.50
23	DA	229	A	N7-C8-N9	5.20	116.40	113.80
23	DA	320	A	C4-C5-C6	5.20	119.60	117.00
23	BA	2328	A	C8-N9-C4	5.20	107.88	105.80
23	DA	271(M)	G	C8-N9-C4	-5.20	104.32	106.40
23	DA	697	C	C5-C4-N4	-5.20	116.56	120.20
23	DA	952	G	C2-N3-C4	5.20	114.50	111.90
1	AA	689	C	N1-C2-O2	5.20	122.02	118.90
1	AA	1023	G	C5-C6-N1	-5.20	108.90	111.50
23	BA	996	A	N1-C6-N6	-5.20	115.48	118.60
23	BA	1254	A	C4-C5-C6	5.20	119.60	117.00
23	BA	2421	G	C6-C5-N7	-5.20	127.28	130.40
23	BA	2487	G	C6-C5-N7	-5.20	127.28	130.40
23	BA	2681	C	N3-C2-O2	-5.20	118.26	121.90
1	CA	1120	G	C4-C5-N7	-5.20	108.72	110.80
1	CA	1350	A	N1-C2-N3	5.20	131.90	129.30
23	DA	2383	G	C5-C6-O6	5.20	131.72	128.60
23	DA	2574	G	C2-N3-C4	-5.20	109.30	111.90
24	DB	28	C	N3-C4-N4	-5.20	114.36	118.00
1	CA	1405	G	N3-C4-N9	5.19	129.12	126.00
23	DA	1471	A	N7-C8-N9	5.19	116.40	113.80
23	DA	2191	G	C5-C6-O6	-5.19	125.48	128.60
1	AA	991	U	C6-N1-C2	-5.19	117.89	121.00
1	AA	1378	C	C6-N1-C2	-5.19	118.22	120.30
23	BA	577	G	C4-C5-N7	5.19	112.88	110.80
23	BA	1279	G	C5-C6-N1	5.19	114.10	111.50
1	CA	96	U	N1-C2-N3	-5.19	111.78	114.90
1	CA	1262	C	C6-N1-C1'	-5.19	114.57	120.80
23	DA	612	C	C6-N1-C2	5.19	122.38	120.30
23	DA	752	A	C8-N9-C4	-5.19	103.72	105.80
23	DA	1391	U	C6-N1-C1'	-5.19	113.93	121.20
23	DA	1983	C	N3-C2-O2	5.19	125.53	121.90
23	BA	327	G	N9-C4-C5	-5.19	103.32	105.40

Continued on next page...

Continued from previous page...

Mol	Chain	Res	Type	Atoms	Z	Observed(°)	Ideal(°)
23	BA	2581	G	C4-N9-C1'	5.19	133.25	126.50
1	CA	502	G	C8-N9-C4	-5.19	104.32	106.40
23	DA	321	G	C8-N9-C4	5.19	108.48	106.40
23	DA	984	A	C5-C6-N1	5.19	120.30	117.70
23	DA	995	C	C2-N1-C1'	-5.19	113.09	118.80
23	DA	2725	A	C8-N9-C4	5.19	107.88	105.80
1	AA	185	A	C8-N9-C4	-5.19	103.72	105.80
23	DA	680	G	N1-C2-N3	5.19	127.01	123.90
24	DB	7	G	N1-C6-O6	5.19	123.01	119.90
23	BA	974	G	C8-N9-C4	-5.19	104.33	106.40
23	BA	988	A	C5-N7-C8	-5.19	101.31	103.90
23	BA	2689	U	C2-N1-C1'	-5.19	111.48	117.70
1	CA	1187	G	N1-C6-O6	5.19	123.01	119.90
24	DB	35	U	N3-C4-O4	-5.19	115.77	119.40
23	BA	147	U	C2-N3-C4	-5.19	123.89	127.00
23	BA	181	A	N1-C6-N6	-5.19	115.49	118.60
1	CA	240	C	N3-C4-N4	-5.19	114.37	118.00
1	CA	932	C	N1-C2-O2	5.19	122.01	118.90
23	DA	1321	A	C2-N3-C4	-5.19	108.01	110.60
23	DA	1882	C	C5-C6-N1	5.19	123.59	121.00
23	BA	528	A	C4-N9-C1'	-5.18	116.97	126.30
23	BA	1265	A	C6-N1-C2	-5.18	115.49	118.60
23	BA	2144	U	C6-N1-C2	-5.18	117.89	121.00
23	BA	2641	G	C8-N9-C4	-5.18	104.33	106.40
1	CA	1093	A	N9-C4-C5	-5.18	103.73	105.80
23	DA	189	G	C5-C6-O6	-5.18	125.49	128.60
23	DA	287	C	C5-C6-N1	-5.18	118.41	121.00
23	DA	1967	C	N1-C2-O2	5.18	122.01	118.90
1	AA	145	G	C8-N9-C4	-5.18	104.33	106.40
10	AJ	34	VAL	N-CA-C	5.18	125.00	111.00
23	BA	1128	A	N1-C2-N3	5.18	131.89	129.30
23	BA	1553	A	C8-N9-C4	-5.18	103.73	105.80
23	BA	2040	C	N1-C2-N3	-5.18	115.57	119.20
23	BA	2451	A	N9-C4-C5	5.18	107.87	105.80
27	BF	16	GLY	N-CA-C	5.18	126.06	113.10
4	CD	26	CYS	N-CA-C	-5.18	97.00	111.00
23	DA	481	G	P-O3'-C3'	5.18	125.92	119.70
23	DA	2699	C	C2-N3-C4	-5.18	117.31	119.90
1	CA	1500	A	C8-N9-C4	-5.18	103.73	105.80
23	DA	58	G	C4-N9-C1'	5.18	133.24	126.50
23	DA	2049	G	N3-C4-C5	5.18	131.19	128.60
7	AG	130	GLY	N-CA-C	5.18	126.05	113.10

Continued on next page...

Continued from previous page...

Mol	Chain	Res	Type	Atoms	Z	Observed(°)	Ideal(°)
1	CA	1127	G	C5-C6-O6	5.18	131.71	128.60
23	DA	1319	G	C8-N9-C4	5.18	108.47	106.40
23	DA	2036	C	N1-C2-N3	5.18	122.83	119.20
23	DA	2103	C	N3-C4-C5	-5.18	119.83	121.90
23	DA	2259	G	C2-N3-C4	-5.18	109.31	111.90
23	DA	2485	G	C2-N3-C4	-5.18	109.31	111.90
23	DA	2689	U	N3-C4-C5	5.18	117.71	114.60
23	DA	254	G	C2-N3-C4	-5.18	109.31	111.90
23	DA	564	C	C4-C5-C6	5.18	119.99	117.40
1	AA	217	C	C6-N1-C2	5.18	122.37	120.30
1	AA	731	G	N9-C4-C5	5.18	107.47	105.40
1	AA	959	A	C2-N3-C4	-5.18	108.01	110.60
23	BA	610	G	N9-C4-C5	-5.18	103.33	105.40
23	BA	1865	G	N1-C6-O6	5.18	123.01	119.90
1	CA	324	G	N3-C4-C5	-5.18	126.01	128.60
1	CA	557	G	N3-C4-N9	5.18	129.11	126.00
1	CA	1037	C	N1-C2-N3	-5.18	115.58	119.20
3	CC	175	LEU	CA-CB-CG	5.18	127.20	115.30
23	DA	972	G	C4-C5-N7	-5.18	108.73	110.80
1	AA	223	U	C5-C6-N1	5.17	125.29	122.70
1	AA	1207	G	N7-C8-N9	-5.17	110.51	113.10
1	AA	1277	C	N1-C2-N3	-5.17	115.58	119.20
23	BA	579	G	C5-C6-N1	-5.17	108.91	111.50
23	BA	2250	G	C5-C6-O6	5.17	131.70	128.60
23	BA	2705	A	N7-C8-N9	-5.17	111.21	113.80
1	CA	1120	G	C8-N9-C1'	5.17	133.73	127.00
23	BA	750	A	N1-C2-N3	5.17	131.89	129.30
23	BA	1181	C	C6-N1-C2	5.17	122.37	120.30
23	DA	2255	G	C6-C5-N7	5.17	133.50	130.40
1	AA	610	G	C4-N9-C1'	5.17	133.22	126.50
23	BA	488	G	N1-C6-O6	-5.17	116.80	119.90
23	BA	1932	A	N1-C6-N6	5.17	121.70	118.60
1	CA	1267	C	C2-N3-C4	5.17	122.49	119.90
23	DA	124	G	C4-C5-N7	5.17	112.87	110.80
23	DA	1313	U	C5-C6-N1	5.17	125.29	122.70
23	BA	102	G	C6-C5-N7	-5.17	127.30	130.40
1	CA	543	C	C2-N3-C4	5.17	122.48	119.90
1	AA	973	G	C6-C5-N7	5.17	133.50	130.40
1	AA	1153	C	N3-C2-O2	-5.17	118.28	121.90
23	BA	526	A	N9-C4-C5	5.17	107.87	105.80
23	BA	530	G	N1-C2-N2	5.17	120.85	116.20
23	BA	729	G	N3-C2-N2	-5.17	116.28	119.90

Continued on next page...

Continued from previous page...

Mol	Chain	Res	Type	Atoms	Z	Observed(°)	Ideal(°)
23	BA	2251	G	C2-N3-C4	5.17	114.48	111.90
24	BB	54	G	N1-C6-O6	5.17	123.00	119.90
1	CA	1325	C	N3-C4-C5	-5.17	119.83	121.90
23	DA	1779	U	N1-C2-O2	5.17	126.42	122.80
1	AA	690	G	N3-C2-N2	5.17	123.52	119.90
23	BA	494	G	N3-C2-N2	-5.17	116.28	119.90
23	BA	590	A	C8-N9-C4	-5.17	103.73	105.80
23	BA	1882	C	C2-N1-C1'	5.17	124.48	118.80
23	BA	2251	G	C4-N9-C1'	5.17	133.22	126.50
1	CA	1189	C	N3-C4-N4	-5.17	114.38	118.00
1	CA	1382	C	N3-C2-O2	-5.17	118.28	121.90
23	DA	516	C	N3-C2-O2	-5.17	118.28	121.90
23	DA	823	G	C2-N3-C4	-5.17	109.32	111.90
23	DA	1113	U	C5-C4-O4	5.17	129.00	125.90
23	DA	1302	A	N9-C4-C5	5.17	107.87	105.80
23	DA	2672	G	C6-C5-N7	-5.17	127.30	130.40
23	DA	2682	U	C5-C6-N1	-5.17	120.12	122.70
24	DB	9	G	N1-C2-N2	5.17	120.85	116.20
1	AA	815	A	C8-N9-C4	5.17	107.87	105.80
1	AA	839	U	C6-N1-C1'	-5.17	113.97	121.20
23	BA	809	G	C5-C6-O6	5.17	131.70	128.60
23	BA	1359	A	C8-N9-C4	-5.17	103.73	105.80
1	CA	1249	C	C5-C6-N1	5.17	123.58	121.00
23	DA	1779	U	C2-N3-C4	-5.17	123.90	127.00
23	DA	2487	G	C8-N9-C1'	-5.17	120.28	127.00
23	DA	2766	G	C4-C5-N7	5.17	112.87	110.80
1	AA	1005	A	C8-N9-C4	-5.16	103.73	105.80
23	BA	99	U	C5-C6-N1	-5.16	120.12	122.70
24	BB	1	U	C2-N1-C1'	5.16	123.90	117.70
1	CA	936	C	C5-C6-N1	5.16	123.58	121.00
23	DA	71	A	P-O3'-C3'	5.16	125.90	119.70
23	DA	845	G	C4-N9-C1'	5.16	133.21	126.50
23	DA	1180	C	C6-N1-C2	5.16	122.36	120.30
23	DA	1428	C	C4-C5-C6	5.16	119.98	117.40
23	BA	2090	G	C8-N9-C4	5.16	108.47	106.40
1	AA	6	G	N1-C6-O6	-5.16	116.80	119.90
1	AA	654	G	N3-C4-N9	-5.16	122.90	126.00
1	AA	1446	U	N1-C2-N3	-5.16	111.80	114.90
1	AA	1516	G	N3-C4-C5	5.16	131.18	128.60
23	BA	841	A	N1-C6-N6	-5.16	115.50	118.60
23	BA	2842	G	C5-C6-O6	-5.16	125.50	128.60
1	CA	1223	C	N3-C4-C5	-5.16	119.83	121.90

Continued on next page...

Continued from previous page...

Mol	Chain	Res	Type	Atoms	Z	Observed(°)	Ideal(°)
9	CI	96	LEU	N-CA-C	5.16	124.93	111.00
23	DA	196	A	C5-C6-N6	-5.16	119.57	123.70
23	DA	792	G	N3-C2-N2	5.16	123.51	119.90
23	DA	1142(A)	A	N1-C2-N3	5.16	131.88	129.30
23	DA	1541	G	N3-C4-C5	-5.16	126.02	128.60
23	DA	2013	A	N9-C4-C5	-5.16	103.74	105.80
1	AA	260	G	N3-C4-C5	5.16	131.18	128.60
1	AA	1095	U	C2-N1-C1'	5.16	123.89	117.70
1	CA	749	C	C6-N1-C1'	5.16	126.99	120.80
1	CA	966	G	N7-C8-N9	5.16	115.68	113.10
1	CA	1443	G	C5-C6-N1	5.16	114.08	111.50
23	DA	2157	G	C4-C5-N7	-5.16	108.74	110.80
23	DA	2157	G	N3-C4-N9	-5.16	122.90	126.00
1	AA	1174	G	C8-N9-C1'	5.16	133.70	127.00
23	BA	242	G	C4-N9-C1'	-5.16	119.80	126.50
23	BA	652(B)	A	C2-N3-C4	5.16	113.18	110.60
23	BA	2489	G	N3-C4-N9	5.16	129.09	126.00
23	BA	562	U	C6-N1-C2	-5.16	117.91	121.00
23	BA	732	C	C5-C4-N4	-5.16	116.59	120.20
23	BA	2026	C	C4-C5-C6	5.16	119.98	117.40
24	BB	43	C	C6-N1-C2	-5.16	118.24	120.30
23	DA	254	G	C5-C6-N1	-5.16	108.92	111.50
23	DA	736	C	N3-C4-C5	5.16	123.96	121.90
23	DA	2070	G	N3-C4-C5	-5.16	126.02	128.60
23	DA	2277	G	C5-N7-C8	5.16	106.88	104.30
23	DA	2296	U	C4-C5-C6	5.16	122.79	119.70
23	DA	268	C	N3-C4-C5	-5.15	119.84	121.90
23	DA	1772	G	N3-C4-C5	5.15	131.18	128.60
23	DA	2627	G	C5-C6-O6	5.15	131.69	128.60
1	AA	1120	G	C4-C5-N7	5.15	112.86	110.80
23	BA	1184	G	C5-C6-N1	-5.15	108.92	111.50
23	BA	2763	G	C8-N9-C4	-5.15	104.34	106.40
23	BA	2856	C	C5-C6-N1	5.15	123.58	121.00
1	CA	1312	G	N1-C6-O6	5.15	122.99	119.90
23	DA	70	G	N9-C4-C5	-5.15	103.34	105.40
23	DA	665	C	N1-C2-N3	-5.15	115.59	119.20
23	DA	1039	G	N9-C4-C5	-5.15	103.34	105.40
23	DA	1950	G	N3-C4-C5	-5.15	126.02	128.60
23	BA	2010	G	C5-C6-O6	-5.15	125.51	128.60
23	BA	2086	U	C4-C5-C6	5.15	122.79	119.70
1	CA	1284	C	C5-C6-N1	5.15	123.58	121.00
23	DA	271(M)	G	N1-C6-O6	-5.15	116.81	119.90

Continued on next page...

Continued from previous page...

Mol	Chain	Res	Type	Atoms	Z	Observed(°)	Ideal(°)
23	DA	692	C	N1-C2-O2	-5.15	115.81	118.90
23	DA	2760	C	C6-N1-C2	5.15	122.36	120.30
23	BA	178	G	C8-N9-C4	5.15	108.46	106.40
23	BA	2322	A	C2-N3-C4	5.15	113.17	110.60
23	DA	607	U	C2-N1-C1'	-5.15	111.52	117.70
23	DA	1300	U	P-O3'-C3'	5.15	125.88	119.70
23	DA	1949	G	N9-C4-C5	-5.15	103.34	105.40
1	AA	713	G	N1-C6-O6	-5.15	116.81	119.90
23	BA	1029	A	C8-N9-C4	5.15	107.86	105.80
23	BA	2191	G	N1-C6-O6	5.15	122.99	119.90
23	BA	2522	U	C2-N1-C1'	5.15	123.88	117.70
23	BA	2669	G	N1-C6-O6	5.15	122.99	119.90
1	CA	43	C	N3-C2-O2	5.15	125.50	121.90
1	CA	1176	A	N1-C6-N6	-5.15	115.51	118.60
23	DA	196	A	C4-C5-N7	5.15	113.27	110.70
23	DA	2591	C	N1-C2-N3	5.15	122.80	119.20
23	BA	686	G	C5-C6-O6	-5.15	125.51	128.60
23	BA	1243	G	C5-N7-C8	-5.15	101.73	104.30
23	DA	260	G	N1-C6-O6	-5.15	116.81	119.90
23	DA	2020	A	C6-N1-C2	-5.15	115.51	118.60
23	DA	2116	G	P-O3'-C3'	5.15	125.88	119.70
23	DA	2181	G	C6-C5-N7	5.15	133.49	130.40
23	DA	2421	G	N1-C6-O6	5.15	122.99	119.90
1	AA	7	G	N3-C4-N9	-5.14	122.91	126.00
23	BA	1325	G	C6-C5-N7	-5.14	127.31	130.40
23	DA	843	G	N3-C4-N9	-5.14	122.91	126.00
23	DA	1799	G	P-O3'-C3'	5.14	125.87	119.70
23	BA	541	C	N3-C2-O2	-5.14	118.30	121.90
23	BA	602	G	N9-C4-C5	-5.14	103.34	105.40
23	BA	2088	G	N1-C6-O6	5.14	122.98	119.90
1	CA	1052	U	N1-C2-N3	-5.14	111.81	114.90
1	CA	1467	G	N9-C4-C5	5.14	107.46	105.40
23	DA	652(E)	G	C4-C5-N7	5.14	112.86	110.80
23	DA	1477	A	C2-N3-C4	-5.14	108.03	110.60
23	DA	2232	U	C5-C6-N1	-5.14	120.13	122.70
23	BA	2700	C	C5-C4-N4	-5.14	116.60	120.20
23	BA	2769	C	C2-N3-C4	-5.14	117.33	119.90
23	DA	2550	G	C8-N9-C4	-5.14	104.34	106.40
1	AA	189(D)	C	C6-N1-C2	-5.14	118.24	120.30
1	AA	1493	A	N7-C8-N9	5.14	116.37	113.80
23	BA	234	C	C6-N1-C2	-5.14	118.24	120.30
23	BA	281	G	C8-N9-C4	5.14	108.46	106.40

Continued on next page...

Continued from previous page...

Mol	Chain	Res	Type	Atoms	Z	Observed(°)	Ideal(°)
23	BA	975	C	N1-C2-N3	5.14	122.80	119.20
23	BA	1340	U	C2-N3-C4	-5.14	123.92	127.00
23	BA	1417	C	N3-C4-C5	-5.14	119.84	121.90
23	BA	1957	C	N3-C4-C5	5.14	123.96	121.90
23	BA	2056	G	N3-C4-N9	5.14	129.08	126.00
1	CA	986	A	N3-C4-N9	5.14	131.51	127.40
23	DA	1570	A	C6-N1-C2	-5.14	115.52	118.60
23	DA	2039	C	C6-N1-C2	-5.14	118.24	120.30
23	DA	2567	G	N1-C6-O6	5.14	122.98	119.90
23	BA	2116	G	P-O3'-C3'	5.14	125.86	119.70
23	BA	2370	G	N1-C2-N2	-5.14	111.58	116.20
1	CA	304	U	C6-N1-C2	-5.14	117.92	121.00
1	CA	1206	G	N3-C4-C5	-5.14	126.03	128.60
23	DA	1309	G	C8-N9-C4	5.14	108.45	106.40
23	BA	792	G	C4-N9-C1'	5.14	133.18	126.50
23	BA	1307	A	C2-N3-C4	-5.14	108.03	110.60
23	BA	1932	A	C5-N7-C8	-5.14	101.33	103.90
24	BB	12	C	N3-C4-C5	5.14	123.95	121.90
23	BA	893	C	N3-C2-O2	-5.13	118.31	121.90
23	BA	1278	A	C6-N1-C2	-5.13	115.52	118.60
23	BA	2607	G	C4-N9-C1'	5.13	133.17	126.50
24	BB	29	A	C5-N7-C8	-5.13	101.33	103.90
1	CA	365	U	N3-C4-O4	-5.13	115.81	119.40
1	CA	575	G	C8-N9-C4	5.13	108.45	106.40
23	DA	272(G)	C	N1-C2-O2	5.13	121.98	118.90
1	CA	689	C	C6-N1-C2	-5.13	118.25	120.30
1	CA	1270	C	N1-C2-O2	5.13	121.98	118.90
1	CA	1330	U	C5-C6-N1	5.13	125.27	122.70
23	DA	715	G	C8-N9-C4	-5.13	104.35	106.40
23	DA	755	C	N3-C4-N4	5.13	121.59	118.00
23	DA	845	G	N9-C4-C5	-5.13	103.35	105.40
23	DA	846	C	N1-C2-O2	-5.13	115.82	118.90
1	AA	59	A	C4-C5-N7	5.13	113.27	110.70
1	AA	1012	U	C5-C6-N1	5.13	125.27	122.70
23	BA	826	U	N1-C2-N3	5.13	117.98	114.90
1	CA	44	G	C5-C6-N1	-5.13	108.93	111.50
1	CA	1108	G	C5-N7-C8	5.13	106.86	104.30
1	CA	1241	G	N3-C4-C5	-5.13	126.03	128.60
23	BA	2572	A	N1-C6-N6	-5.13	115.52	118.60
1	CA	1442(A)	G	N9-C4-C5	-5.13	103.35	105.40
23	DA	1845	G	N3-C4-C5	-5.13	126.03	128.60
23	DA	1975	G	N1-C6-O6	5.13	122.98	119.90

Continued on next page...

Continued from previous page...

Mol	Chain	Res	Type	Atoms	Z	Observed(°)	Ideal(°)
1	AA	1120	G	N1-C6-O6	5.13	122.98	119.90
1	AA	1291	G	C8-N9-C4	-5.13	104.35	106.40
23	BA	1269	A	C2-N3-C4	-5.13	108.04	110.60
23	BA	2310	A	N1-C6-N6	5.13	121.68	118.60
23	DA	188	G	N3-C4-N9	5.13	129.08	126.00
23	DA	1368	G	N9-C4-C5	5.13	107.45	105.40
23	DA	2107	C	C5-C6-N1	5.13	123.56	121.00
23	DA	2314	C	C2-N1-C1'	-5.13	113.16	118.80
1	AA	34	C	N1-C2-O2	-5.13	115.82	118.90
1	AA	732	C	C6-N1-C2	-5.13	118.25	120.30
1	AA	1138	G	N3-C4-N9	5.13	129.07	126.00
23	BA	2362	G	N3-C4-C5	5.13	131.16	128.60
23	DA	1021	A	C4-C5-N7	5.13	113.26	110.70
23	BA	272(I)	U	C6-N1-C2	-5.12	117.92	121.00
23	BA	330	A	C4-C5-N7	5.12	113.26	110.70
23	BA	1669	A	C5-N7-C8	-5.12	101.34	103.90
1	CA	1442(B)	A	C2-N3-C4	5.12	113.16	110.60
23	DA	955	C	C6-N1-C2	5.12	122.35	120.30
23	DA	2233	U	C6-N1-C2	5.12	124.08	121.00
1	AA	1076	C	C5-C6-N1	5.12	123.56	121.00
23	BA	1047	G	C2-N3-C4	5.12	114.46	111.90
23	BA	1688	U	N1-C2-O2	-5.12	119.21	122.80
23	BA	1826	G	C5-C6-O6	5.12	131.67	128.60
23	BA	2182	G	C5-C6-N1	-5.12	108.94	111.50
23	BA	2259	G	C5-C6-N1	-5.12	108.94	111.50
23	BA	2330	G	N1-C2-N3	5.12	126.97	123.90
23	BA	2497	A	N3-C4-N9	5.12	131.50	127.40
23	BA	2597	G	C4-N9-C1'	5.12	133.16	126.50
23	DA	62	C	C2-N1-C1'	-5.12	113.16	118.80
23	DA	528	A	C4-C5-C6	-5.12	114.44	117.00
23	DA	790	C	C6-N1-C2	5.12	122.35	120.30
23	DA	1372	U	C5-C4-O4	5.12	128.97	125.90
23	DA	1577	C	C5-C6-N1	-5.12	118.44	121.00
23	BA	154(A)	C	N3-C4-C5	5.12	123.95	121.90
23	BA	2370	G	C5-C6-N1	5.12	114.06	111.50
23	BA	2819	G	N7-C8-N9	-5.12	110.54	113.10
23	DA	1366	A	N9-C4-C5	-5.12	103.75	105.80
23	DA	2550	G	N7-C8-N9	5.12	115.66	113.10
1	AA	290	C	C6-N1-C2	5.12	122.35	120.30
23	BA	636	G	C4-N9-C1'	5.12	133.16	126.50
23	BA	1216	G	C2-N3-C4	-5.12	109.34	111.90
23	BA	1626	G	C2-N3-C4	-5.12	109.34	111.90

Continued on next page...

Continued from previous page...

Mol	Chain	Res	Type	Atoms	Z	Observed(°)	Ideal(°)
23	BA	1687	G	N7-C8-N9	5.12	115.66	113.10
23	DA	13	A	C5-C6-N6	5.12	127.80	123.70
1	AA	988	G	C5-C6-O6	5.12	131.67	128.60
1	AA	1505	G	C6-N1-C2	5.12	128.17	125.10
23	BA	513	A	C8-N9-C4	-5.12	103.75	105.80
23	BA	676	A	N1-C2-N3	5.12	131.86	129.30
23	BA	1781	C	C6-N1-C2	5.12	122.35	120.30
23	BA	1816	G	N3-C4-N9	5.12	129.07	126.00
23	BA	2351	G	C6-C5-N7	-5.12	127.33	130.40
23	BA	2712(A)	A	C5-C6-N1	-5.12	115.14	117.70
1	CA	1028	C	C5-C6-N1	5.12	123.56	121.00
23	DA	748	G	C5-N7-C8	5.12	106.86	104.30
23	DA	2336	A	C2-N3-C4	5.12	113.16	110.60
23	DA	2861	G	N7-C8-N9	5.12	115.66	113.10
23	BA	774	A	N7-C8-N9	5.12	116.36	113.80
23	BA	1214	A	C5-C6-N6	-5.12	119.61	123.70
23	BA	1914	C	C6-N1-C1'	5.12	126.94	120.80
23	BA	2327	A	N7-C8-N9	-5.12	111.24	113.80
1	CA	77	G	C6-C5-N7	-5.12	127.33	130.40
1	CA	357	G	C6-C5-N7	5.12	133.47	130.40
1	CA	365	U	C5-C4-O4	5.12	128.97	125.90
24	DB	33	G	C4-C5-N7	5.12	112.85	110.80
23	BA	117	G	N3-C2-N2	5.12	123.48	119.90
23	BA	1123	C	C2-N1-C1'	-5.12	113.17	118.80
23	BA	2768	C	N3-C4-N4	-5.12	114.42	118.00
1	CA	1002	G	C8-N9-C4	-5.12	104.35	106.40
1	AA	73	G	N1-C6-O6	5.11	122.97	119.90
1	AA	359	U	N1-C2-N3	5.11	117.97	114.90
1	AA	1011	G	N3-C4-C5	5.11	131.16	128.60
23	BA	1291	C	N3-C4-N4	-5.11	114.42	118.00
1	CA	1253	G	C5-C6-O6	5.11	131.67	128.60
23	DA	526	A	C2-N3-C4	5.11	113.16	110.60
23	DA	657	U	C4-C5-C6	5.11	122.77	119.70
23	DA	1021	A	C6-C5-N7	-5.11	128.72	132.30
23	DA	1337	G	C5-C6-N1	5.11	114.06	111.50
23	DA	2070	G	N1-C2-N3	5.11	126.97	123.90
32	DO	8	LEU	CA-CB-CG	5.11	127.06	115.30
23	BA	2791	C	C2-N3-C4	5.11	122.46	119.90
1	CA	380	G	N3-C4-N9	-5.11	122.93	126.00
23	DA	1394	U	C5-C4-O4	5.11	128.97	125.90
1	AA	1108	G	N9-C4-C5	5.11	107.44	105.40
23	BA	286	C	N1-C2-O2	5.11	121.97	118.90

Continued on next page...

Continued from previous page...

Mol	Chain	Res	Type	Atoms	Z	Observed(°)	Ideal(°)
23	BA	773	U	C5-C6-N1	-5.11	120.14	122.70
23	BA	1498	C	N3-C2-O2	5.11	125.48	121.90
23	BA	1941	C	N1-C2-O2	-5.11	115.83	118.90
23	BA	2296	U	C3'-C2'-C1'	-5.11	97.41	101.50
23	BA	2613	U	N1-C2-O2	5.11	126.38	122.80
1	CA	1277	C	C6-N1-C1'	5.11	126.93	120.80
1	AA	1185	G	N3-C4-N9	5.11	129.06	126.00
23	BA	1043	C	C6-N1-C2	-5.11	118.26	120.30
23	DA	982	C	C6-N1-C2	-5.11	118.26	120.30
1	AA	372	C	N1-C2-N3	-5.11	115.62	119.20
23	BA	30	G	N1-C6-O6	-5.11	116.84	119.90
23	BA	799	G	C4-C5-N7	-5.11	108.76	110.80
23	BA	1658	C	C6-N1-C2	-5.11	118.26	120.30
23	BA	1827	C	N3-C2-O2	-5.11	118.32	121.90
1	CA	1116	C	C5-C6-N1	5.11	123.55	121.00
1	CA	1160	G	N3-C4-N9	5.11	129.06	126.00
1	AA	733	A	C8-N9-C4	5.11	107.84	105.80
23	BA	652(E)	G	C5-C6-N1	-5.11	108.95	111.50
23	BA	886	C	C2-N3-C4	5.11	122.45	119.90
1	CA	681	C	N1-C2-N3	-5.11	115.63	119.20
1	CA	1004	A	N3-C4-C5	-5.11	123.23	126.80
1	CA	1301	U	C5-C4-O4	5.11	128.96	125.90
23	DA	1543	C	N1-C2-O2	5.11	121.96	118.90
23	DA	2844	G	C5-C6-O6	-5.11	125.54	128.60
23	BA	2356	C	C5-C6-N1	-5.10	118.45	121.00
1	AA	47	C	C5-C6-N1	-5.10	118.45	121.00
23	BA	2574	G	C4-C5-N7	5.10	112.84	110.80
1	CA	1045	C	C6-N1-C2	-5.10	118.26	120.30
1	CA	1241	G	C4-C5-N7	5.10	112.84	110.80
23	DA	125	G	C8-N9-C4	5.10	108.44	106.40
23	DA	761	A	C5-N7-C8	5.10	106.45	103.90
23	DA	930	U	N3-C2-O2	5.10	125.77	122.20
23	DA	2288	A	N7-C8-N9	5.10	116.35	113.80
23	BA	411	G	C5-C6-O6	5.10	131.66	128.60
23	BA	2346	A	C4-C5-C6	5.10	119.55	117.00
23	DA	2061	G	C8-N9-C4	5.10	108.44	106.40
1	AA	1015	A	N7-C8-N9	5.10	116.35	113.80
23	BA	1790	C	N3-C4-N4	5.10	121.57	118.00
23	BA	1819	A	C6-N1-C2	-5.10	115.54	118.60
1	CA	355	C	N1-C2-O2	-5.10	115.84	118.90
23	DA	583	G	C4-C5-N7	5.10	112.84	110.80
1	AA	1066	C	N3-C4-C5	-5.10	119.86	121.90

Continued on next page...

Continued from previous page...

Mol	Chain	Res	Type	Atoms	Z	Observed(°)	Ideal(°)
23	BA	1364	G	N9-C4-C5	-5.10	103.36	105.40
23	BA	2053	G	C8-N9-C4	5.10	108.44	106.40
23	BA	2706	G	C6-N1-C2	-5.10	122.04	125.10
1	CA	618	C	C6-N1-C2	-5.10	118.26	120.30
1	CA	1153	C	C5-C6-N1	-5.10	118.45	121.00
11	CK	118	GLY	N-CA-C	5.10	125.84	113.10
23	DA	928	G	C4-C5-C6	5.10	121.86	118.80
23	BA	591	C	N3-C4-C5	-5.10	119.86	121.90
24	BB	9	G	C2-N3-C4	5.10	114.45	111.90
23	DA	2610	C	P-O3'-C3'	5.10	125.81	119.70
1	AA	1295	G	N1-C2-N2	5.09	120.79	116.20
23	BA	389	G	C8-N9-C4	5.09	108.44	106.40
23	BA	420	C	N1-C2-O2	5.09	121.96	118.90
1	CA	242	C	N3-C2-O2	5.09	125.47	121.90
1	CA	1262	C	C2-N1-C1'	5.09	124.40	118.80
23	BA	208	C	C5-C4-N4	-5.09	116.64	120.20
23	BA	633	A	C4-C5-C6	5.09	119.55	117.00
23	BA	1327	C	N1-C2-O2	-5.09	115.84	118.90
23	BA	2519	U	N3-C2-O2	5.09	125.76	122.20
23	BA	2557	G	C4-C5-N7	5.09	112.84	110.80
1	CA	697	U	C5-C6-N1	-5.09	120.15	122.70
1	CA	1297	C	C6-N1-C2	-5.09	118.26	120.30
23	BA	627	A	C8-N9-C4	5.09	107.84	105.80
23	BA	1334	G	C4-C5-N7	-5.09	108.76	110.80
1	CA	60	A	C8-N9-C4	-5.09	103.76	105.80
1	CA	65	U	C5-C6-N1	5.09	125.25	122.70
1	CA	204	U	N1-C2-O2	5.09	126.36	122.80
23	DA	453	C	N1-C2-O2	5.09	121.95	118.90
23	DA	1047	G	N3-C4-C5	-5.09	126.06	128.60
23	DA	1107	G	C2-N3-C4	5.09	114.44	111.90
23	DA	1697	G	N3-C2-N2	-5.09	116.34	119.90
23	DA	2319	G	C8-N9-C4	-5.09	104.36	106.40
23	DA	2581	G	C8-N9-C1'	-5.09	120.38	127.00
1	AA	355	C	C6-N1-C1'	5.09	126.91	120.80
23	BA	122	G	C4-C5-C6	5.09	121.85	118.80
23	BA	1229	G	C6-C5-N7	-5.09	127.35	130.40
23	DA	325	G	C8-N9-C4	5.09	108.44	106.40
23	DA	466	A	N1-C2-N3	5.09	131.84	129.30
24	DB	27	C	C2-N1-C1'	5.09	124.40	118.80
23	BA	131	G	C5-C6-N1	5.09	114.04	111.50
23	BA	676	A	C6-C5-N7	-5.09	128.74	132.30
23	BA	801	G	N1-C2-N3	5.09	126.95	123.90

Continued on next page...

Continued from previous page...

Mol	Chain	Res	Type	Atoms	Z	Observed(°)	Ideal(°)
23	BA	2370	G	N3-C4-C5	-5.09	126.06	128.60
23	BA	2851	A	C4-C5-C6	5.09	119.54	117.00
1	CA	390	C	C2-N3-C4	-5.09	117.36	119.90
23	DA	329	G	C5-C6-N1	5.09	114.04	111.50
23	DA	1280	G	N1-C6-O6	5.09	122.95	119.90
23	DA	1553	A	C8-N9-C4	-5.09	103.77	105.80
23	DA	1566	A	C5-C6-N1	-5.09	115.16	117.70
23	DA	1604	C	C2-N3-C4	-5.09	117.36	119.90
24	DB	74	U	N3-C2-O2	-5.09	118.64	122.20
1	CA	514	C	C5-C6-N1	5.08	123.54	121.00
23	DA	1614	A	C2-N3-C4	-5.08	108.06	110.60
23	DA	2036	C	C6-N1-C2	-5.08	118.27	120.30
1	AA	40	C	C6-N1-C2	5.08	122.33	120.30
23	BA	2354	G	C4-C5-N7	5.08	112.83	110.80
23	BA	2495	G	C8-N9-C4	-5.08	104.37	106.40
23	BA	2552	U	N1-C2-O2	-5.08	119.24	122.80
1	CA	1124	G	C8-N9-C1'	-5.08	120.39	127.00
23	DA	951	C	N3-C4-C5	5.08	123.93	121.90
1	AA	1014	A	C6-N1-C2	-5.08	115.55	118.60
23	BA	955	C	N3-C2-O2	5.08	125.46	121.90
23	BA	989	G	N1-C6-O6	5.08	122.95	119.90
23	BA	1372	U	N1-C2-O2	5.08	126.36	122.80
23	BA	2610	C	C2-N3-C4	-5.08	117.36	119.90
1	CA	1249	C	N1-C2-O2	5.08	121.95	118.90
1	CA	1340	A	N3-C4-C5	-5.08	123.24	126.80
23	DA	2723	C	C2-N3-C4	-5.08	117.36	119.90
23	BA	975(A)	G	C5-C6-N1	5.08	114.04	111.50
23	BA	2230	G	N3-C2-N2	-5.08	116.34	119.90
23	BA	2440	C	C5-C6-N1	-5.08	118.46	121.00
1	CA	993	G	N3-C4-N9	5.08	129.05	126.00
1	AA	733	A	N9-C4-C5	-5.08	103.77	105.80
1	AA	1489	G	C8-N9-C4	5.08	108.43	106.40
23	BA	1020	A	C5-C6-N1	-5.08	115.16	117.70
23	BA	1990	C	C4-C5-C6	5.08	119.94	117.40
23	BA	2225	A	C2-N3-C4	5.08	113.14	110.60
23	BA	2242	G	N1-C2-N2	5.08	120.77	116.20
23	DA	1653	G	N3-C2-N2	5.08	123.45	119.90
23	DA	2559	C	C6-N1-C2	5.08	122.33	120.30
1	AA	1440	C	C6-N1-C2	5.08	122.33	120.30
23	BA	847	U	N3-C2-O2	-5.08	118.65	122.20
23	BA	1204	A	C1'-O4'-C4'	-5.08	105.84	109.90
23	BA	2038	G	C8-N9-C4	-5.08	104.37	106.40

Continued on next page...

Continued from previous page...

Mol	Chain	Res	Type	Atoms	Z	Observed(°)	Ideal(°)
23	DA	2832	U	C6-N1-C1'	-5.08	114.09	121.20
23	BA	555	U	N1-C2-O2	-5.08	119.25	122.80
23	BA	738	G	N7-C8-N9	5.08	115.64	113.10
23	BA	1672	C	C2-N3-C4	-5.08	117.36	119.90
23	BA	2556	C	C5-C4-N4	-5.08	116.65	120.20
23	BA	2689	U	C2-N3-C4	-5.08	123.95	127.00
23	DA	2338	G	C5-C6-O6	-5.08	125.56	128.60
1	AA	961	U	N3-C2-O2	-5.07	118.65	122.20
1	AA	1057	G	N9-C4-C5	-5.07	103.37	105.40
23	BA	100	G	C8-N9-C4	5.07	108.43	106.40
23	BA	2285	C	N3-C2-O2	-5.07	118.35	121.90
23	BA	2315	G	C8-N9-C4	5.07	108.43	106.40
1	CA	982	U	C2-N1-C1'	5.07	123.79	117.70
23	DA	1914	C	C2-N1-C1'	-5.07	113.22	118.80
23	DA	2265	U	C5-C6-N1	5.07	125.24	122.70
23	DA	2292	C	N3-C4-N4	-5.07	114.45	118.00
23	BA	1414	G	N7-C8-N9	5.07	115.64	113.10
1	AA	1012	U	C5-C4-O4	-5.07	122.86	125.90
23	BA	116	C	N1-C2-N3	5.07	122.75	119.20
23	BA	196	A	C5-C6-N6	-5.07	119.64	123.70
23	BA	1489	U	C5-C4-O4	5.07	128.94	125.90
23	BA	1974	C	C2-N3-C4	-5.07	117.36	119.90
25	BD	60	ARG	NE-CZ-NH1	-5.07	117.77	120.30
1	CA	78	G	C6-N1-C2	5.07	128.14	125.10
23	DA	1858	G	C4-N9-C1'	5.07	133.09	126.50
23	DA	2191	G	C4-C5-N7	5.07	112.83	110.80
23	DA	2607	G	C4-N9-C1'	5.07	133.09	126.50
1	AA	43	C	C2-N3-C4	-5.07	117.37	119.90
1	CA	1416	G	C5-C6-N1	-5.07	108.97	111.50
23	DA	94	C	N1-C2-O2	5.07	121.94	118.90
24	DB	89	G	C4-C5-N7	5.07	112.83	110.80
23	BA	187	G	C6-C5-N7	-5.07	127.36	130.40
23	BA	934	G	N7-C8-N9	-5.07	110.57	113.10
23	BA	1041	C	C2-N3-C4	5.07	122.43	119.90
23	BA	1256	G	C6-C5-N7	-5.07	127.36	130.40
23	BA	2273	A	C4-C5-N7	5.07	113.23	110.70
23	BA	2376	A	C4-C5-C6	5.07	119.53	117.00
1	CA	1008	C	N1-C2-O2	5.07	121.94	118.90
1	CA	1505	G	N3-C4-N9	-5.07	122.96	126.00
23	DA	2594	C	C2-N3-C4	-5.07	117.37	119.90
23	DA	2644	G	C2-N3-C4	-5.07	109.37	111.90
1	AA	728	A	N7-C8-N9	5.07	116.33	113.80

Continued on next page...

Continued from previous page...

Mol	Chain	Res	Type	Atoms	Z	Observed(°)	Ideal(°)
1	AA	1312	G	C2-N3-C4	5.07	114.43	111.90
23	BA	765	G	N1-C2-N2	5.07	120.76	116.20
23	BA	989	G	C6-C5-N7	-5.07	127.36	130.40
23	BA	1336	A	C2-N3-C4	5.07	113.13	110.60
23	BA	1463	C	N1-C2-O2	5.07	121.94	118.90
24	BB	27	C	C2-N1-C1'	5.07	124.37	118.80
24	BB	57	A	C8-N9-C4	5.07	107.83	105.80
23	DA	1415	U	C2-N1-C1'	-5.07	111.62	117.70
23	DA	1790	C	C4-C5-C6	5.07	119.93	117.40
23	DA	1864	U	C6-N1-C2	5.07	124.04	121.00
23	DA	1921	G	C4-C5-N7	5.07	112.83	110.80
23	DA	2579	C	C4-C5-C6	5.07	119.93	117.40
23	BA	2107	C	C5-C6-N1	5.06	123.53	121.00
1	AA	916	G	C2-N3-C4	5.06	114.43	111.90
23	BA	1597	A	N1-C6-N6	-5.06	115.56	118.60
23	BA	2874	C	N3-C4-C5	5.06	123.92	121.90
1	CA	292	G	N3-C4-N9	5.06	129.04	126.00
1	CA	487	A	N1-C6-N6	5.06	121.64	118.60
23	DA	1290	C	N3-C2-O2	-5.06	118.36	121.90
23	BA	1211	U	N1-C2-O2	-5.06	119.26	122.80
23	BA	1745	C	N3-C2-O2	5.06	125.44	121.90
23	BA	2330	G	C2-N3-C4	-5.06	109.37	111.90
1	CA	1124	G	N3-C4-N9	5.06	129.04	126.00
1	AA	1371	G	C5-C6-N1	5.06	114.03	111.50
1	CA	150	C	N3-C4-C5	-5.06	119.88	121.90
1	CA	922	G	N1-C6-O6	5.06	122.94	119.90
1	CA	1017	G	C2-N3-C4	5.06	114.43	111.90
23	DA	171	G	N9-C4-C5	-5.06	103.38	105.40
23	DA	770	G	C5-C6-N1	5.06	114.03	111.50
23	DA	1802	A	C2-N3-C4	-5.06	108.07	110.60
23	DA	2241	A	N1-C2-N3	5.06	131.83	129.30
23	DA	2304	G	C4-C5-N7	-5.06	108.78	110.80
23	DA	2876	G	C5-C6-N1	5.06	114.03	111.50
1	AA	1324	A	C8-N9-C4	-5.06	103.78	105.80
23	BA	211	A	N7-C8-N9	-5.06	111.27	113.80
23	BA	2755	C	C2-N3-C4	5.06	122.43	119.90
23	BA	2853	C	C6-N1-C2	5.06	122.32	120.30
1	CA	992	U	P-O3'-C3'	5.06	125.77	119.70
1	CA	1364	U	C2-N3-C4	5.06	130.03	127.00
23	DA	532	A	C4-C5-N7	5.06	113.23	110.70
23	DA	1193	G	N9-C4-C5	-5.06	103.38	105.40
23	DA	2647	U	C5-C6-N1	-5.06	120.17	122.70

Continued on next page...

Continued from previous page...

Mol	Chain	Res	Type	Atoms	Z	Observed(°)	Ideal(°)
23	BA	2743	C	N1-C2-N3	5.06	122.74	119.20
1	CA	297	G	C5-C6-O6	5.06	131.63	128.60
1	CA	662	G	N1-C6-O6	5.06	122.93	119.90
23	DA	362	U	N3-C4-O4	5.06	122.94	119.40
23	DA	662	G	N1-C6-O6	-5.06	116.87	119.90
23	DA	2447	G	C6-C5-N7	-5.06	127.37	130.40
23	BA	614(B)	G	N1-C6-O6	-5.05	116.87	119.90
23	BA	2053	G	C5-C6-O6	-5.05	125.57	128.60
23	BA	2291	U	N1-C2-N3	5.05	117.93	114.90
23	BA	2646	C	C5-C6-N1	-5.05	118.47	121.00
20	CT	97	ALA	C-N-CD	-5.05	109.48	120.60
23	DA	1261	C	C5-C6-N1	-5.05	118.47	121.00
23	DA	1635	G	N1-C6-O6	5.05	122.93	119.90
23	DA	2030	A	N3-C4-C5	5.05	130.34	126.80
24	DB	15	A	C8-N9-C4	5.05	107.82	105.80
23	BA	435	C	C6-N1-C2	5.05	122.32	120.30
23	BA	1824	G	N7-C8-N9	-5.05	110.57	113.10
1	CA	1033	G	N1-C6-O6	5.05	122.93	119.90
23	DA	235	U	C5-C6-N1	-5.05	120.17	122.70
1	AA	936	C	C5-C6-N1	-5.05	118.47	121.00
1	AA	959	A	N9-C4-C5	-5.05	103.78	105.80
23	BA	559	G	C8-N9-C4	-5.05	104.38	106.40
23	BA	607	U	C2-N1-C1'	-5.05	111.64	117.70
23	BA	2050	C	C2-N3-C4	-5.05	117.37	119.90
23	BA	2382	G	C8-N9-C4	5.05	108.42	106.40
23	DA	104	U	C6-N1-C2	5.05	124.03	121.00
23	DA	1205	U	C5-C6-N1	-5.05	120.17	122.70
23	DA	2359	C	N3-C4-C5	-5.05	119.88	121.90
23	BA	1042	G	C2-N3-C4	5.05	114.42	111.90
23	BA	1358	G	C5-C6-O6	5.05	131.63	128.60
23	BA	1368	G	C2-N3-C4	5.05	114.42	111.90
23	BA	2129	C	C5-C4-N4	5.05	123.73	120.20
23	DA	1526	G	C8-N9-C4	5.05	108.42	106.40
40	DW	17	VAL	CB-CA-C	-5.05	101.81	111.40
1	AA	1199	U	N3-C2-O2	-5.05	118.67	122.20
23	BA	686	G	C8-N9-C4	5.05	108.42	106.40
23	BA	1422	G	C4-C5-N7	-5.05	108.78	110.80
23	BA	2025	C	N1-C2-O2	-5.05	115.87	118.90
23	BA	2042	A	C8-N9-C4	-5.05	103.78	105.80
23	BA	2601	C	N3-C4-C5	-5.05	119.88	121.90
23	DA	1481	U	C5-C4-O4	5.05	128.93	125.90
23	BA	1256	G	C6-N1-C2	-5.05	122.07	125.10

Continued on next page...

Continued from previous page...

Mol	Chain	Res	Type	Atoms	Z	Observed(°)	Ideal(°)
23	BA	2603	G	C5-C6-O6	-5.05	125.57	128.60
1	CA	358	U	C2-N3-C4	-5.05	123.97	127.00
1	CA	1447	A	C2-N3-C4	5.05	113.12	110.60
23	DA	1315	C	C4-C5-C6	5.05	119.92	117.40
23	DA	1926	U	C5-C4-O4	5.05	128.93	125.90
23	DA	2548	G	N7-C8-N9	-5.05	110.58	113.10
23	BA	179	G	C2-N3-C4	-5.04	109.38	111.90
1	CA	1435	G	N1-C6-O6	5.04	122.93	119.90
23	DA	2013	A	C2-N3-C4	-5.04	108.08	110.60
23	DA	2292	C	C2-N3-C4	-5.04	117.38	119.90
23	DA	2477	C	C5-C6-N1	-5.04	118.48	121.00
23	BA	124	G	N1-C6-O6	5.04	122.93	119.90
1	CA	54	C	N1-C2-N3	5.04	122.73	119.20
1	CA	987	G	N1-C6-O6	5.04	122.93	119.90
23	DA	2275	C	N1-C2-O2	5.04	121.93	118.90
23	DA	2711	A	C4-C5-C6	-5.04	114.48	117.00
23	DA	2744	G	N3-C2-N2	-5.04	116.37	119.90
1	AA	973	G	C8-N9-C4	5.04	108.42	106.40
23	BA	465	G	C5-C6-N1	-5.04	108.98	111.50
23	BA	1603	A	C8-N9-C4	-5.04	103.78	105.80
1	CA	1258	G	C5-C6-O6	5.04	131.62	128.60
23	DA	181	A	N9-C4-C5	5.04	107.82	105.80
23	DA	728	G	C8-N9-C1'	-5.04	120.45	127.00
23	DA	1802	A	C6-N1-C2	-5.04	115.58	118.60
1	AA	1072	G	C4-C5-N7	-5.04	108.78	110.80
23	BA	48	G	C8-N9-C4	5.04	108.42	106.40
23	BA	1472	A	N1-C6-N6	-5.04	115.58	118.60
24	BB	6	C	C6-N1-C2	5.04	122.32	120.30
23	DA	2429	G	C8-N9-C4	-5.04	104.38	106.40
1	AA	1442(B)	A	C4-C5-C6	5.04	119.52	117.00
23	BA	729	G	C6-C5-N7	-5.04	127.38	130.40
23	BA	2237	G	C8-N9-C4	5.04	108.42	106.40
23	BA	2510	C	C6-N1-C2	-5.04	118.28	120.30
1	CA	776	G	N3-C4-C5	5.04	131.12	128.60
23	DA	1238	G	N7-C8-N9	-5.04	110.58	113.10
1	AA	814	A	C8-N9-C4	5.04	107.81	105.80
23	BA	2182	G	N3-C4-C5	5.04	131.12	128.60
23	BA	2563	U	N3-C4-C5	-5.04	111.58	114.60
1	AA	17	U	C2-N1-C1'	5.04	123.74	117.70
1	AA	584	G	N1-C6-O6	5.04	122.92	119.90
23	BA	745	G	C4-C5-N7	5.04	112.81	110.80
23	BA	1901	A	C5-C6-N6	5.04	127.73	123.70

Continued on next page...

Continued from previous page...

Mol	Chain	Res	Type	Atoms	Z	Observed(°)	Ideal(°)
23	BA	2751	G	N1-C6-O6	-5.04	116.88	119.90
1	CA	818	G	C5-N7-C8	5.04	106.82	104.30
1	CA	1340	A	C5-C6-N6	5.04	127.73	123.70
23	DA	1257	C	C5-C6-N1	-5.04	118.48	121.00
23	DA	2439	A	C2-N3-C4	-5.04	108.08	110.60
23	BA	425	G	N7-C8-N9	-5.03	110.58	113.10
23	BA	844	C	C2-N3-C4	-5.03	117.38	119.90
23	BA	988	A	N7-C8-N9	5.03	116.32	113.80
1	CA	1122	U	C5-C6-N1	5.03	125.22	122.70
23	DA	531	C	C5-C6-N1	-5.03	118.48	121.00
1	AA	531	U	C2-N1-C1'	-5.03	111.66	117.70
1	AA	1068	G	C5-C6-N1	5.03	114.02	111.50
23	BA	1298	C	C6-N1-C2	5.03	122.31	120.30
23	BA	2842	G	N1-C6-O6	5.03	122.92	119.90
24	BB	61	G	C8-N9-C4	-5.03	104.39	106.40
1	CA	98	G	N7-C8-N9	5.03	115.62	113.10
23	DA	608	A	C5-N7-C8	-5.03	101.38	103.90
23	DA	1596	A	N1-C6-N6	-5.03	115.58	118.60
1	AA	1176	A	N7-C8-N9	5.03	116.31	113.80
23	BA	1427	A	N1-C2-N3	5.03	131.81	129.30
1	CA	986	A	N3-C4-C5	-5.03	123.28	126.80
1	CA	1379	G	N1-C2-N2	-5.03	111.67	116.20
23	DA	18	C	C6-N1-C2	-5.03	118.29	120.30
23	DA	45	C	C4-C5-C6	5.03	119.92	117.40
23	DA	682	G	C8-N9-C1'	-5.03	120.46	127.00
23	DA	819	A	C5-N7-C8	-5.03	101.38	103.90
23	DA	1121	C	C4-C5-C6	5.03	119.92	117.40
1	AA	1186	G	N3-C4-N9	5.03	129.02	126.00
1	AA	1380	U	C5-C4-O4	5.03	128.92	125.90
23	BA	908	C	C5-C4-N4	-5.03	116.68	120.20
1	CA	1442	G	C4-C5-N7	-5.03	108.79	110.80
23	DA	1677	A	N9-C4-C5	-5.03	103.79	105.80
1	AA	1028	C	N1-C2-O2	5.03	121.92	118.90
1	AA	1344	C	C2-N3-C4	5.03	122.41	119.90
1	AA	1442(A)	G	O4'-C1'-N9	5.03	112.22	108.20
23	BA	48	G	N3-C4-C5	5.03	131.11	128.60
23	BA	272(A)	U	P-O3'-C3'	5.03	125.73	119.70
23	BA	735	A	C5-N7-C8	5.03	106.41	103.90
23	BA	748	G	C6-N1-C2	-5.03	122.08	125.10
23	BA	1221(A)	C	N3-C4-C5	5.03	123.91	121.90
23	BA	1617	C	N3-C4-N4	5.03	121.52	118.00
1	CA	951	G	C8-N9-C4	-5.03	104.39	106.40

Continued on next page...

Continued from previous page...

Mol	Chain	Res	Type	Atoms	Z	Observed(°)	Ideal(°)
23	DA	154	G	C4-C5-N7	5.03	112.81	110.80
23	DA	363(B)	G	N9-C4-C5	-5.03	103.39	105.40
23	DA	1016	G	N1-C6-O6	5.03	122.92	119.90
23	DA	1546	C	C6-N1-C1'	-5.03	114.77	120.80
23	DA	1695	G	N1-C6-O6	5.03	122.92	119.90
23	DA	2417	C	C4-C5-C6	5.03	119.91	117.40
23	DA	2487	G	C5-C6-O6	-5.03	125.58	128.60
1	AA	945	G	N1-C6-O6	5.03	122.92	119.90
23	BA	393	C	N1-C2-N3	5.03	122.72	119.20
23	BA	1815	A	N9-C4-C5	5.03	107.81	105.80
23	DA	2445	G	N1-C6-O6	-5.03	116.89	119.90
23	DA	2602	A	P-O3'-C3'	5.03	125.73	119.70
24	DB	7	G	N9-C4-C5	-5.03	103.39	105.40
1	AA	935	A	C5-C6-N6	5.02	127.72	123.70
23	BA	848	G	N3-C4-N9	5.02	129.01	126.00
23	BA	1283	G	C4-C5-N7	-5.02	108.79	110.80
23	BA	2713	A	N1-C6-N6	-5.02	115.58	118.60
23	DA	1231	G	C2-N3-C4	-5.02	109.39	111.90
1	AA	1408	A	N9-C4-C5	5.02	107.81	105.80
23	BA	108	U	N3-C2-O2	-5.02	118.69	122.20
23	BA	179	G	C6-C5-N7	-5.02	127.39	130.40
23	BA	1970	A	N9-C4-C5	-5.02	103.79	105.80
23	BA	2623	G	C4-N9-C1'	5.02	133.03	126.50
23	DA	2444	G	N1-C2-N3	5.02	126.91	123.90
1	AA	1457	G	C8-N9-C4	5.02	108.41	106.40
23	BA	1330	C	C5-C4-N4	-5.02	116.69	120.20
1	CA	1190	G	N3-C4-C5	5.02	131.11	128.60
1	AA	1000	U	N1-C2-N3	-5.02	111.89	114.90
23	BA	265	A	C4-N9-C1'	5.02	135.33	126.30
23	BA	928	G	C5-N7-C8	-5.02	101.79	104.30
23	BA	1754	C	N1-C2-N3	5.02	122.71	119.20
23	BA	1963	U	C6-N1-C1'	-5.02	114.17	121.20
23	BA	2028	U	C4-C5-C6	-5.02	116.69	119.70
23	BA	2762	G	C5-C6-N1	5.02	114.01	111.50
1	CA	839	U	C6-N1-C1'	-5.02	114.17	121.20
1	CA	1442(B)	A	C8-N9-C1'	-5.02	118.67	127.70
23	DA	760	G	N9-C4-C5	-5.02	103.39	105.40
23	DA	1325	G	C5-N7-C8	-5.02	101.79	104.30
23	DA	1526	G	N9-C4-C5	-5.02	103.39	105.40
1	AA	150	C	C6-N1-C2	-5.02	118.29	120.30
23	BA	102	G	P-O3'-C3'	5.02	125.72	119.70
23	BA	767	U	C6-N1-C2	-5.02	117.99	121.00

Continued on next page...

Continued from previous page...

Mol	Chain	Res	Type	Atoms	Z	Observed(°)	Ideal(°)
23	BA	1348	G	C5-C6-O6	-5.02	125.59	128.60
1	CA	1524	C	C6-N1-C2	5.02	122.31	120.30
23	DA	2373	G	N1-C6-O6	5.02	122.91	119.90
23	DA	2568	C	N1-C2-O2	-5.02	115.89	118.90
1	AA	1155	G	C8-N9-C4	5.02	108.41	106.40
23	BA	983	A	C8-N9-C4	5.02	107.81	105.80
23	BA	1808	U	N1-C2-O2	5.02	126.31	122.80
23	BA	1914	C	C2-N1-C1'	-5.02	113.28	118.80
1	AA	1215	G	N7-C8-N9	5.01	115.61	113.10
23	BA	205	G	C4-C5-N7	5.01	112.81	110.80
23	BA	607	U	N3-C4-O4	-5.01	115.89	119.40
23	DA	85	G	N3-C4-C5	5.01	131.11	128.60
23	DA	1688	U	N1-C2-N3	5.01	117.91	114.90
23	DA	2023	G	C8-N9-C4	-5.01	104.39	106.40
23	DA	2502	G	C5-N7-C8	-5.01	101.79	104.30
23	DA	2669	G	C5-C6-O6	-5.01	125.59	128.60
23	DA	476	G	N1-C6-O6	5.01	122.91	119.90
23	DA	691	C	C2-N1-C1'	-5.01	113.28	118.80
23	DA	727	A	C5-C6-N6	-5.01	119.69	123.70
1	AA	455	C	C4-C5-C6	-5.01	114.89	117.40
23	BA	77	C	C2-N1-C1'	5.01	124.31	118.80
23	BA	1452	A	N1-C2-N3	5.01	131.81	129.30
23	BA	1539	G	C4-N9-C1'	5.01	133.01	126.50
23	BA	2778	A	N1-C2-N3	5.01	131.81	129.30
1	CA	740	U	C5-C4-O4	5.01	128.91	125.90
23	DA	932	G	C8-N9-C1'	5.01	133.52	127.00
23	DA	1049	C	N1-C2-O2	5.01	121.91	118.90
23	DA	1368	G	C4-C5-N7	-5.01	108.80	110.80
23	DA	1772	G	C4-N9-C1'	-5.01	119.99	126.50
23	DA	2417	C	N1-C2-N3	5.01	122.71	119.20
1	AA	955	U	C5-C4-O4	5.01	128.91	125.90
1	AA	1221	G	N1-C6-O6	5.01	122.91	119.90
23	BA	225	A	C8-N9-C4	5.01	107.80	105.80
23	BA	267	C	N3-C4-C5	5.01	123.90	121.90
23	BA	652(R)	C	C5-C6-N1	5.01	123.50	121.00
23	BA	2070	G	N1-C2-N2	-5.01	111.69	116.20
23	BA	2148	G	C6-C5-N7	5.01	133.41	130.40
23	BA	2573	C	C6-N1-C2	5.01	122.30	120.30
24	BB	103	G	N3-C2-N2	-5.01	116.39	119.90
1	CA	1377	A	N1-C6-N6	-5.01	115.59	118.60
23	DA	1236	G	C2-N3-C4	-5.01	109.40	111.90
23	DA	1256	G	C4-N9-C1'	5.01	133.01	126.50

Continued on next page...

Continued from previous page...

Mol	Chain	Res	Type	Atoms	Z	Observed(°)	Ideal(°)
23	DA	2379	G	C6-C5-N7	-5.01	127.39	130.40
23	DA	2395	C	N3-C2-O2	5.01	125.41	121.90
23	BA	1233	C	C6-N1-C2	-5.01	118.30	120.30
23	BA	2425	A	N7-C8-N9	5.01	116.30	113.80
23	DA	2056	G	N9-C4-C5	-5.01	103.40	105.40
1	AA	1292	U	C6-N1-C1'	-5.01	114.19	121.20
23	BA	334	C	N1-C2-O2	-5.01	115.90	118.90
23	BA	723	G	C4-C5-N7	5.01	112.80	110.80
23	BA	754	C	C2-N3-C4	-5.01	117.40	119.90
23	BA	1121	C	N1-C2-O2	-5.01	115.90	118.90
23	BA	1752	C	C2-N1-C1'	-5.01	113.29	118.80
23	BA	1777	U	C5-C6-N1	-5.01	120.20	122.70
23	BA	1896	G	C5-C6-O6	-5.01	125.60	128.60
23	BA	2201	C	C5-C6-N1	-5.01	118.50	121.00
1	CA	60	A	N9-C4-C5	5.01	107.80	105.80
23	DA	272(H)	C	C2-N1-C1'	5.01	124.31	118.80
23	DA	452	G	N7-C8-N9	5.01	115.60	113.10
23	DA	2607	G	C5-N7-C8	5.01	106.80	104.30
23	BA	2038	G	C5-N7-C8	-5.00	101.80	104.30
23	DA	1943	U	C4-C5-C6	5.00	122.70	119.70
1	AA	801	U	N3-C4-O4	-5.00	115.90	119.40
23	BA	570	G	C5-C6-N1	5.00	114.00	111.50
23	BA	975(A)	G	C2-N3-C4	5.00	114.40	111.90
23	BA	1938	A	N3-C4-C5	-5.00	123.30	126.80
1	CA	1101	A	N7-C8-N9	-5.00	111.30	113.80
23	DA	1036	G	N1-C2-N3	5.00	126.90	123.90
23	DA	1050	A	C8-N9-C4	-5.00	103.80	105.80
23	DA	1372	U	N3-C4-O4	-5.00	115.90	119.40
1	AA	836	G	N1-C6-O6	5.00	122.90	119.90
23	BA	33	U	N3-C4-O4	-5.00	115.90	119.40
23	BA	569	U	C5-C4-O4	-5.00	122.90	125.90
23	BA	1606	G	N1-C6-O6	-5.00	116.90	119.90
23	BA	2303	G	N3-C2-N2	-5.00	116.40	119.90
1	CA	1216	G	C4-C5-C6	-5.00	115.80	118.80
23	DA	678	C	C5-C6-N1	-5.00	118.50	121.00
23	DA	819	A	N7-C8-N9	5.00	116.30	113.80
23	DA	1639	U	C5-C6-N1	-5.00	120.20	122.70
23	DA	2020	A	C4-C5-C6	5.00	119.50	117.00

There are no chirality outliers.

All (56) planarity outliers are listed below:

Mol	Chain	Res	Type	Group
2	AB	129	GLU	Peptide
2	AB	14	GLY	Peptide
2	AB	71	VAL	Peptide
3	AC	147	LYS	Peptide
3	AC	19	GLU	Peptide
3	AC	51	GLY	Peptide
4	AD	29	PRO	Peptide
9	AI	117	HIS	Peptide
10	AJ	56	HIS	Peptide
10	AJ	86	MET	Peptide
13	AM	105	THR	Peptide
13	AM	40	ASN	Peptide
13	AM	85	GLY	Peptide
13	AM	86	CYS	Peptide
14	AN	12	ARG	Peptide
15	AO	75	PRO	Peptide
17	AQ	96	GLU	Peptide
19	AS	12	ASP	Peptide
20	AT	48	LYS	Peptide
45	B1	83	GLU	Peptide
48	B4	43	TYR	Peptide
23	BA	2335	A	Sidechain
26	BE	72	VAL	Peptide
34	BQ	18	LYS	Peptide
36	BS	82	ILE	Peptide
41	BX	93	GLU	Peptide
43	BZ	159	PRO	Peptide
43	BZ	191	VAL	Peptide
43	BZ	199	LYS	Peptide
2	CB	129	GLU	Peptide
2	CB	130	ARG	Peptide
2	CB	14	GLY	Peptide
2	CB	71	VAL	Peptide
3	CC	160	ALA	Peptide
4	CD	29	PRO	Peptide
7	CG	146	GLU	Peptide
7	CG	7	ALA	Peptide
9	CI	102	LEU	Peptide
10	CJ	21	GLN	Peptide
10	CJ	92	THR	Peptide
13	CM	65	LYS	Peptide
13	CM	86	CYS	Peptide
15	CO	75	PRO	Peptide

Continued on next page...

Continued from previous page...

Mol	Chain	Res	Type	Group
17	CQ	96	GLU	Peptide
19	CS	76	PRO	Peptide
20	CT	48	LYS	Peptide
45	D1	83	GLU	Peptide
48	D4	43	TYR	Peptide
23	DA	2335	A	Sidechain
26	DE	72	VAL	Peptide
27	DF	85	GLY	Peptide
30	DI	86	THR	Peptide
34	DQ	18	LYS	Peptide
36	DS	82	ILE	Peptide
41	DX	93	GLU	Peptide
43	DZ	191	VAL	Peptide

5.2 Too-close contacts [i](#)

In the following table, the Non-H and H(model) columns list the number of non-hydrogen atoms and hydrogen atoms in the chain respectively. The H(added) column lists the number of hydrogen atoms added and optimized by MolProbity. The Clashes column lists the number of clashes within the asymmetric unit, whereas Symm-Clashes lists symmetry-related clashes.

Mol	Chain	Non-H	H(model)	H(added)	Clashes	Symm-Clashes
1	AA	32270	0	16286	1214	0
1	CA	32185	0	16244	1267	1
2	AB	1787	0	1752	122	0
2	CB	1775	0	1743	121	0
3	AC	1450	0	1314	92	0
3	CC	1450	0	1314	123	0
4	AD	1526	0	1415	71	0
4	CD	1526	0	1415	85	0
5	AE	1105	0	1130	56	0
5	CE	1105	0	1130	60	0
6	AF	777	0	737	31	0
6	CF	777	0	737	35	0
7	AG	1164	0	1106	87	0
7	CG	1164	0	1106	99	0
8	AH	1045	0	1033	48	0
8	CH	1045	0	1033	51	0
9	AI	852	0	742	83	0
9	CI	852	0	742	79	0
10	AJ	663	0	558	56	0
10	CJ	663	0	558	70	0

Continued on next page...

Continued from previous page...

Mol	Chain	Non-H	H(model)	H(added)	Clashes	Symm-Clashes
11	AK	828	0	822	29	0
11	CK	828	0	822	28	0
12	AL	905	0	916	41	0
12	CL	905	0	916	32	0
13	AM	804	0	752	58	0
13	CM	804	0	752	60	0
14	AN	478	0	497	33	0
14	CN	478	0	496	58	0
15	AO	724	0	749	34	0
15	CO	724	0	749	31	0
16	AP	651	0	638	31	0
16	CP	651	0	638	36	0
17	AQ	823	0	891	43	0
17	CQ	823	0	891	47	0
18	AR	514	0	530	25	0
18	CR	514	0	530	21	0
19	AS	560	0	466	46	0
19	CS	560	0	466	40	0
20	AT	665	0	731	34	0
20	CT	713	0	766	39	0
21	AU	199	0	208	31	0
21	CU	199	0	208	23	0
22	AX	631	0	540	20	0
22	CX	601	0	485	16	0
23	BA	61112	0	30809	1210	1
23	DA	60621	0	30566	1219	0
24	BB	2573	0	1306	56	0
24	DB	2573	0	1306	55	0
25	BD	2135	0	2214	73	0
25	DD	2136	0	2218	79	0
26	BE	1555	0	1607	52	0
26	DE	1555	0	1607	56	0
27	BF	1580	0	1621	63	0
27	DF	1580	0	1621	63	0
28	BG	1368	0	1324	74	0
28	DG	1368	0	1324	86	0
29	BH	1317	0	1376	35	0
29	DH	1317	0	1376	36	0
30	BI	1037	0	1036	54	1
30	DI	953	0	858	38	0
31	BN	1112	0	1180	33	0
31	DN	1112	0	1180	44	0

Continued on next page...

Continued from previous page...

Mol	Chain	Non-H	H(model)	H(added)	Clashes	Symm-Clashes
32	BO	923	0	981	26	0
32	DO	923	0	981	28	0
33	BP	1131	0	1201	45	0
33	DP	1131	0	1201	55	0
34	BQ	1122	0	1179	46	0
34	DQ	1122	0	1179	49	0
35	BR	968	0	1033	32	0
35	DR	968	0	1033	36	0
36	BS	865	0	905	50	0
36	DS	865	0	905	50	0
37	BT	1063	0	1103	42	0
37	DT	1063	0	1103	43	0
38	BU	959	0	1019	34	0
38	DU	959	0	1019	35	0
39	BV	771	0	830	23	0
39	DV	771	0	830	25	0
40	BW	881	0	935	21	0
40	DW	881	0	935	31	0
41	BX	742	0	799	23	0
41	DX	742	0	799	26	0
42	BY	785	0	828	23	0
42	DY	785	0	828	23	0
43	BZ	1536	0	1518	52	0
43	DZ	1522	0	1511	65	0
44	B0	594	0	604	16	0
44	D0	594	0	604	17	0
45	B1	745	0	804	21	0
45	D1	745	0	804	24	0
46	B2	588	0	643	16	0
46	D2	588	0	643	19	0
47	B3	458	0	503	8	0
47	D3	458	0	503	13	0
48	B4	349	0	336	23	0
48	D4	349	0	336	28	0
49	B5	455	0	472	13	0
49	D5	455	0	472	14	0
50	B6	449	0	462	18	0
50	D6	449	0	462	15	0
51	B7	418	0	467	14	0
51	D7	418	0	467	18	0
52	B8	509	0	565	18	0
52	D8	509	0	565	22	0

Continued on next page...

Continued from previous page...

Mol	Chain	Non-H	H(model)	H(added)	Clashes	Symm-Clashes
53	B9	297	0	316	9	0
53	D9	297	0	316	9	0
54	AA	135	0	0	0	0
54	AC	1	0	0	0	0
54	AD	1	0	0	0	0
54	AF	1	0	0	0	0
54	AQ	1	0	0	0	0
54	B0	3	0	0	0	0
54	B1	1	0	0	0	0
54	B2	1	0	0	0	0
54	B3	1	0	0	0	0
54	B5	2	0	0	0	0
54	B8	2	0	0	0	0
54	B9	1	0	0	0	0
54	BA	660	0	0	0	0
54	BB	23	0	0	0	0
54	BD	3	0	0	0	0
54	BE	5	0	0	0	0
54	BF	2	0	0	0	0
54	BG	1	0	0	0	0
54	BP	1	0	0	0	0
54	BQ	4	0	0	0	0
54	BR	1	0	0	0	0
54	BS	1	0	0	0	0
54	BT	2	0	0	0	0
54	BV	1	0	0	0	0
54	BW	2	0	0	0	0
54	BZ	1	0	0	0	0
54	CA	162	0	0	0	0
54	CE	1	0	0	0	0
54	CQ	1	0	0	0	0
54	D0	2	0	0	0	0
54	D1	1	0	0	0	0
54	D5	1	0	0	0	0
54	D8	2	0	0	0	0
54	DA	598	0	0	0	0
54	DB	8	0	0	0	0
54	DD	2	0	0	0	0
54	DE	4	0	0	0	0
54	DF	1	0	0	0	0
54	DO	2	0	0	0	0
54	DP	1	0	0	0	0

Continued on next page...

Continued from previous page...

Mol	Chain	Non-H	H(model)	H(added)	Clashes	Symm-Clashes
54	DQ	2	0	0	0	0
54	DR	3	0	0	0	0
55	AD	1	0	0	0	0
55	AN	1	0	0	0	0
55	B4	1	0	0	0	0
55	B5	1	0	0	0	0
55	B6	1	0	0	0	0
55	B9	1	0	0	0	0
55	BY	1	0	0	0	0
55	CD	1	0	0	0	0
55	CN	1	0	0	0	0
55	D4	1	0	0	0	0
55	D5	1	0	0	0	0
55	D6	1	0	0	0	0
55	D9	1	0	0	0	0
55	DY	1	0	0	0	0
56	AA	268	0	0	32	0
56	AE	1	0	0	0	0
56	AL	1	0	0	0	0
56	AO	1	0	0	0	0
56	AP	1	0	0	0	0
56	AT	1	0	0	0	0
56	AX	1	0	0	0	0
56	B0	8	0	0	0	0
56	B1	2	0	0	0	0
56	B3	1	0	0	0	0
56	B5	3	0	0	0	0
56	B6	1	0	0	1	0
56	B7	5	0	0	0	0
56	B8	10	0	0	0	0
56	B9	1	0	0	1	0
56	BA	1694	0	0	169	0
56	BB	57	0	0	3	1
56	BD	20	0	0	3	0
56	BE	11	0	0	0	0
56	BF	6	0	0	1	0
56	BH	1	0	0	0	0
56	BN	2	0	0	0	0
56	BO	2	0	0	0	0
56	BP	11	0	0	2	0
56	BQ	5	0	0	0	0
56	BR	6	0	0	1	0

Continued on next page...

Continued from previous page...

Mol	Chain	Non-H	H(model)	H(added)	Clashes	Symm-Clashes
56	BT	1	0	0	0	0
56	BU	3	0	0	0	0
56	BV	3	0	0	0	0
56	BW	3	0	0	0	0
56	BX	2	0	0	0	0
56	BY	4	0	0	0	0
56	CA	265	0	0	25	0
56	CC	1	0	0	2	0
56	CD	1	0	0	0	0
56	CE	2	0	0	0	0
56	CK	1	0	0	1	0
56	CL	2	0	0	1	0
56	CN	1	0	0	0	0
56	CP	1	0	0	0	0
56	CQ	1	0	0	0	0
56	CT	1	0	0	0	0
56	CX	1	0	0	0	0
56	D0	1	0	0	0	0
56	D1	5	0	0	0	0
56	D3	1	0	0	0	0
56	D4	1	0	0	0	0
56	D7	3	0	0	0	0
56	D8	1	0	0	0	0
56	DA	1174	0	0	171	0
56	DB	17	0	0	0	0
56	DD	8	0	0	2	0
56	DE	11	0	0	2	0
56	DF	7	0	0	1	0
56	DN	1	0	0	0	0
56	DO	5	0	0	1	0
56	DP	10	0	0	1	0
56	DQ	3	0	0	0	0
56	DR	2	0	0	1	0
56	DT	2	0	0	0	0
56	DU	5	0	0	0	0
56	DV	2	0	0	1	0
56	DW	2	0	0	0	0
56	DX	1	0	0	1	0
56	DY	2	0	0	0	0
All	All	286308	0	187082	8298	2

The all-atom clashscore is defined as the number of clashes found per 1000 atoms (including hydrogen atoms). The all-atom clashscore for this structure is 18.

All (8298) close contacts within the same asymmetric unit are listed below, sorted by their clash magnitude.

Atom-1	Atom-2	Interatomic distance (Å)	Clash overlap (Å)
1:AA:1441:G:H2'	1:AA:1459:C:N4	1.20	1.46
1:AA:1459:C:C5	1:AA:1460:A:N6	1.79	1.44
1:AA:1441:G:C2'	1:AA:1459:C:N4	1.88	1.36
1:AA:1441:G:C2'	1:AA:1459:C:H41	1.44	1.29
1:CA:1441:G:H2'	1:CA:1459:C:N4	1.50	1.25
1:CA:1441:G:C2'	1:CA:1459:C:H41	1.54	1.19
23:BA:2296:U:O4	23:BA:2335:A:N6	1.76	1.19
23:DA:2296:U:O4	23:DA:2335:A:N6	1.77	1.15
1:CA:989:C:N4	1:CA:1216:G:H1	1.46	1.14
23:BA:885:C:C4	23:BA:890:A:N6	2.20	1.10
1:AA:1007:C:N4	1:AA:1022:G:H1	1.49	1.08
23:BA:885:C:N4	23:BA:890:A:C6	2.22	1.08
23:BA:2820:A:OP2	35:BR:2:ARG:NH2	1.87	1.07
23:DA:2820:A:OP2	35:DR:2:ARG:NH2	1.88	1.06
7:AG:88:PRO:HB3	7:AG:145:ALA:HA	1.38	1.05
23:DA:2711:A:OP2	56:DA:3992:HOH:O	1.73	1.04
1:AA:1003:G:H2'	1:AA:1004:A:H4'	1.41	1.03
23:BA:2036:C:OP1	56:BA:4559:HOH:O	1.77	1.02
1:AA:1010:G:H1	1:AA:1019:C:N4	1.57	1.02
23:DA:847:U:O4	23:DA:933:A:N6	1.92	1.02
23:BA:847:U:O4	23:BA:933:A:N6	1.92	1.02
4:AD:9:CYS:SG	4:AD:22:LYS:NZ	2.34	1.01
1:CA:1441:G:C2'	1:CA:1459:C:N4	2.17	1.01
23:DA:1439:A:OP1	56:DA:4126:HOH:O	1.79	1.01
1:AA:1459:C:C3'	1:AA:1460:A:C8	2.44	1.00
1:CA:949:A:H61	1:CA:1232:U:H3	1.05	1.00
23:DA:527:C:OP1	56:DA:4533:HOH:O	1.77	1.00
1:CA:1089:G:H1	1:CA:1096:C:N4	1.58	1.00
23:DA:1671:U:OP2	56:DA:3807:HOH:O	1.78	0.99
1:AA:839:U:H5'	1:AA:840:C:H5	1.28	0.98
1:CA:1459:C:C5	1:CA:1460:A:N6	2.30	0.98
1:AA:1459:C:H3'	1:AA:1460:A:N7	1.77	0.98
1:AA:1051:C:N4	1:AA:1207:G:N1	2.11	0.97
1:AA:1457:G:H2'	1:AA:1458:G:H8	1.24	0.97
23:BA:463:G:OP1	56:BA:3949:HOH:O	1.79	0.97
23:BA:2122:U:H3	23:BA:2176:A:H61	1.00	0.97
48:D4:42:PHE:HB3	48:D4:43:TYR:HB2	1.45	0.96
23:DA:563:G:OP2	56:DA:4622:HOH:O	1.83	0.96
1:AA:1151:A:HO2'	1:AA:1152:A:H8	0.99	0.96
1:CA:1459:C:C3'	1:CA:1460:A:C8	2.48	0.96

Continued on next page...

Continued from previous page...

Atom-1	Atom-2	Interatomic distance (Å)	Clash overlap (Å)
10:CJ:50:ILE:HA	10:CJ:60:ARG:HG2	1.47	0.96
23:BA:631:A:OP1	33:BP:65:ARG:NH1	1.98	0.96
23:BA:450:G:O6	56:BA:4578:HOH:O	1.84	0.96
1:CA:1459:C:H3'	1:CA:1460:A:N7	1.81	0.95
1:AA:1458:G:OP1	20:AT:35:THR:OG1	1.85	0.95
1:AA:1459:C:H5	1:AA:1460:A:H62	1.02	0.95
1:AA:1168:A:H2'	1:AA:1169:A:H8	1.27	0.95
1:CA:839:U:H5'	1:CA:840:C:H5	1.28	0.95
1:AA:1051:C:N4	1:AA:1207:G:H1	1.63	0.95
1:AA:1168:A:H2'	1:AA:1169:A:C8	2.01	0.95
8:AH:6:ILE:HB	8:AH:85:ARG:HH12	1.28	0.95
1:CA:1457:G:H2'	1:CA:1458:G:H8	1.27	0.95
7:AG:88:PRO:HG3	7:AG:149:ARG:HA	1.44	0.95
23:DA:2122:U:H3	23:DA:2176:A:N6	1.64	0.94
8:CH:6:ILE:HB	8:CH:85:ARG:HH12	1.29	0.94
23:DA:2227:A:OP2	56:DA:4145:HOH:O	1.85	0.94
1:AA:984:C:H42	1:AA:1221:G:H1	1.05	0.94
1:CA:950:U:H3	1:CA:1231:G:H1	1.05	0.94
13:CM:3:ARG:HE	13:CM:45:VAL:HG12	1.29	0.94
1:AA:986:A:H61	1:AA:1219:U:H3	0.97	0.94
23:BA:1359:A:N6	23:BA:1372:U:O4	1.99	0.94
1:CA:1089:G:H1	1:CA:1096:C:H42	0.96	0.94
1:CA:1113:C:N4	1:CA:1187:G:H1	1.64	0.94
1:CA:1128:C:H42	1:CA:1143:G:H1	1.11	0.93
2:CB:88:ALA:HB2	2:CB:219:VAL:HG13	1.50	0.93
13:CM:19:LEU:HB3	13:CM:25:ILE:HG21	1.47	0.93
1:AA:559:A:H4'	1:AA:560:U:H3'	1.50	0.93
1:CA:939:G:H1	1:CA:1344:C:H42	1.15	0.93
23:BA:2228:G:OP1	25:BD:261:LYS:NZ	2.01	0.93
48:B4:42:PHE:HB3	48:B4:43:TYR:HB2	1.48	0.93
1:CA:1350:A:H61	1:CA:1372:U:H3	1.11	0.93
1:AA:79:G:H2'	1:AA:80:G:H8	1.32	0.93
2:AB:20:GLU:O	2:AB:40:HIS:N	2.01	0.93
2:AB:88:ALA:HB2	2:AB:219:VAL:HG13	1.48	0.93
1:CA:932:C:N4	1:CA:1385:G:H1	1.66	0.93
37:DT:16:ARG:NH2	37:DT:83:ILE:O	2.02	0.93
3:AC:121:ALA:HB2	3:AC:187:ALA:HB1	1.48	0.93
1:AA:1459:C:C6	1:AA:1460:A:N6	2.36	0.93
23:BA:1689:A:H62	23:BA:1698:A:H2	1.14	0.93
1:CA:1262:C:H42	1:CA:1273:G:H1	1.16	0.93
23:BA:271(I):G:H1	23:BA:271(O):C:H42	0.97	0.92

Continued on next page...

Continued from previous page...

Atom-1	Atom-2	Interatomic distance (Å)	Clash overlap (Å)
1:CA:1113:C:H42	1:CA:1187:G:H1	0.93	0.92
1:CA:1349:A:N7	1:CA:1373:G:N2	2.15	0.92
2:CB:20:GLU:O	2:CB:40:HIS:N	2.02	0.92
1:CA:954:G:N2	1:CA:1227:A:N7	2.17	0.92
23:DA:271(I):G:H1	23:DA:271(O):C:H42	0.94	0.92
1:AA:1343:G:H4'	9:AI:122:ALA:HB3	1.52	0.92
2:AB:50:GLU:O	2:AB:54:THR:OG1	1.88	0.92
23:DA:271(I):G:H1	23:DA:271(O):C:N4	1.68	0.92
1:CA:932:C:N4	1:CA:1385:G:N1	2.17	0.92
6:CF:15:ASP:HB2	6:CF:18:GLN:H	1.34	0.92
1:CA:1441:G:H2'	1:CA:1459:C:H41	0.76	0.92
1:CA:1262:C:N4	1:CA:1273:G:H1	1.67	0.91
1:AA:1239:A:N6	1:AA:1299:A:H62	1.68	0.91
23:DA:1970:A:OP1	56:DA:4210:HOH:O	1.88	0.91
23:DA:2036:C:OP1	56:DA:4431:HOH:O	1.88	0.91
1:CA:1006:C:H42	1:CA:1024:G:H21	1.09	0.91
1:AA:1246:C:N4	1:AA:1291:G:H1	1.67	0.91
1:AA:963:G:H1	1:AA:972:C:H42	1.09	0.91
1:CA:1443:G:O6	1:CA:1459:C:O2	1.89	0.91
2:AB:19:HIS:ND1	2:AB:189:ASP:OD2	2.03	0.91
1:CA:581:G:OP2	56:CA:2043:HOH:O	1.87	0.91
1:AA:993:G:H2'	1:AA:995:C:H41	1.35	0.91
1:AA:1128:C:H42	1:AA:1143:G:H1	1.17	0.91
1:CA:949:A:N6	1:CA:1232:U:H3	1.68	0.91
16:AP:19:ILE:HG22	16:AP:36:ILE:HG13	1.52	0.90
23:BA:583:G:N7	56:BA:5068:HOH:O	2.03	0.90
23:DA:631:A:OP1	33:DP:65:ARG:NH1	2.03	0.90
23:BA:676:A:H8	23:BA:2069:G:H21	1.17	0.90
1:AA:1486:G:N7	56:AA:1839:HOH:O	2.03	0.90
23:BA:1533:G:H21	23:BA:1536:C:H5	1.19	0.90
1:CA:1055:A:N7	1:CA:1200:C:N4	2.17	0.90
6:AF:15:ASP:HB2	6:AF:18:GLN:H	1.36	0.90
23:BA:271(I):G:H1	23:BA:271(O):C:N4	1.69	0.90
23:DA:2304:G:H1	23:DA:2312:U:H3	1.19	0.90
28:BG:63:ILE:HA	28:BG:143:GLU:HG3	1.54	0.90
33:BP:39:LYS:HB2	33:BP:45:LEU:HG	1.53	0.90
1:CA:1346:A:OP1	9:CI:120:ARG:NH1	2.05	0.90
23:BA:2322:A:H61	23:BA:2335:A:N6	1.70	0.90
23:BA:1210:A:H8	23:BA:1210:A:H5''	1.35	0.90
1:AA:986:A:N6	1:AA:1219:U:H3	1.69	0.90
1:CA:1502:A:OP1	56:CA:2034:HOH:O	1.88	0.90

Continued on next page...

Continued from previous page...

Atom-1	Atom-2	Interatomic distance (Å)	Clash overlap (Å)
6:CF:81:ILE:HD11	25:DD:125:ILE:HB	1.51	0.90
11:CK:29:ILE:HG23	11:CK:44:SER:HB3	1.51	0.90
23:DA:330:A:H2	23:DA:1210:A:H2'	1.36	0.89
23:BA:1189:A:OP2	56:BA:4525:HOH:O	1.88	0.89
1:CA:1371:G:H5''	9:CI:69:GLY:H	1.35	0.89
23:DA:407:G:OP2	56:DA:4603:HOH:O	1.89	0.89
1:CA:1170:A:H3'	1:CA:1171:G:H8	1.37	0.89
23:DA:1359:A:N6	23:DA:1372:U:O4	2.06	0.89
1:AA:1025:U:O2	1:AA:1036:G:O6	1.90	0.89
23:BA:2406:U:OP1	56:BA:4498:HOH:O	1.90	0.89
2:CB:19:HIS:ND1	2:CB:189:ASP:OD2	2.04	0.89
23:DA:2036:C:H6	23:DA:2036:C:H5'	1.37	0.89
1:AA:1239:A:H62	1:AA:1299:A:H62	0.89	0.89
1:CA:955:U:H1'	1:CA:1227:A:H61	1.36	0.89
1:AA:1459:C:H3'	1:AA:1460:A:C8	2.07	0.89
1:CA:673:G:H2'	1:CA:674:G:C8	2.07	0.89
37:BT:16:ARG:NH2	37:BT:83:ILE:O	2.05	0.88
23:DA:2122:U:H3	23:DA:2176:A:H61	0.91	0.88
1:CA:937:A:N6	1:CA:1345:U:O4	2.06	0.88
1:CA:989:C:N3	1:CA:1216:G:N2	2.22	0.88
28:DG:41:GLN:HB3	28:DG:43:LEU:HD13	1.52	0.88
1:AA:1441:G:C2'	1:AA:1459:C:H42	1.86	0.88
23:BA:2366:A:OP1	56:BA:4104:HOH:O	1.90	0.88
2:CB:50:GLU:O	2:CB:54:THR:OG1	1.89	0.88
23:DA:1376:C:OP2	56:DA:3934:HOH:O	1.90	0.88
1:CA:1444:C:N4	1:CA:1459:C:O2	2.07	0.88
23:DA:2228:G:OP1	25:DD:261:LYS:NZ	2.05	0.88
33:DP:39:LYS:HB2	33:DP:45:LEU:HG	1.55	0.88
45:B1:82:LEU:HA	45:B1:85:LEU:HD23	1.53	0.88
1:CA:1130:A:H61	1:CA:1144:G:H1'	1.39	0.88
23:DA:785:G:OP2	56:DA:4113:HOH:O	1.92	0.87
23:DA:1019:U:H3	23:DA:1142(A):A:H62	1.21	0.87
23:DA:2322:A:H61	23:DA:2335:A:N6	1.72	0.87
1:AA:1111:A:H61	3:AC:177:THR:HA	1.39	0.87
23:BA:974:G:N7	56:BA:4207:HOH:O	2.08	0.87
23:DA:927:G:N7	56:DA:4233:HOH:O	2.08	0.87
1:AA:1279:A:OP2	10:AJ:9:ARG:NH1	2.07	0.87
23:BA:2122:U:H3	23:BA:2176:A:N6	1.71	0.87
23:BA:2304:G:H1	23:BA:2312:U:H3	1.22	0.87
23:DA:1865:G:N7	56:DA:4472:HOH:O	2.06	0.87
1:AA:984:C:N4	1:AA:1221:G:H1	1.70	0.87

Continued on next page...

Continued from previous page...

Atom-1	Atom-2	Interatomic distance (Å)	Clash overlap (Å)
1:CA:860:A:OP2	56:CA:1871:HOH:O	1.91	0.87
1:CA:559:A:H4'	1:CA:560:U:H3'	1.57	0.87
1:CA:986:A:N3	19:CS:52:TYR:OH	2.07	0.86
23:DA:1689:A:H62	23:DA:1698:A:H2	1.19	0.86
23:BA:1284:A:N7	56:BA:5015:HOH:O	2.06	0.86
1:CA:758:G:N7	56:CA:2044:HOH:O	2.06	0.86
23:DA:1352:U:OP2	56:DA:3935:HOH:O	1.94	0.86
1:CA:953:G:O6	1:CA:1228:C:N3	2.09	0.86
1:CA:1030:C:N4	1:CA:1031:G:C6	2.43	0.86
23:DA:1204:A:H2	23:DA:1241:A:H62	1.23	0.86
23:DA:1345:C:OP2	56:DA:3943:HOH:O	1.92	0.86
1:AA:1237:C:O2'	1:AA:1300:G:N2	2.08	0.86
1:AA:1246:C:H42	1:AA:1291:G:H1	0.89	0.86
1:CA:949:A:H1'	1:CA:1364:U:N3	1.91	0.86
1:AA:1141:C:H2'	1:AA:1142:G:H8	1.39	0.86
23:BA:883:G:H2'	23:BA:884:C:H5''	1.57	0.86
23:BA:1530:C:O2'	23:BA:1531:C:O5'	1.94	0.86
23:DA:2287:A:N6	23:DA:2344:U:H3	1.73	0.86
23:BA:558:G:N7	56:BA:4943:HOH:O	2.09	0.86
45:D1:82:LEU:HA	45:D1:85:LEU:HD23	1.58	0.86
1:AA:1086:U:H2'	1:AA:1087:G:H8	1.41	0.85
23:BA:745:G:O6	56:BA:5274:HOH:O	1.94	0.85
7:CG:123:GLU:HA	7:CG:126:ASP:HB2	1.56	0.85
1:AA:1007:C:N3	1:AA:1022:G:N2	2.24	0.85
3:AC:152:ILE:HB	3:AC:199:LYS:HB2	1.57	0.85
23:BA:1474:C:N4	56:BA:4420:HOH:O	2.10	0.85
28:DG:63:ILE:HA	28:DG:143:GLU:HG3	1.58	0.85
1:AA:1459:C:C4	1:AA:1460:A:N6	2.44	0.85
1:CA:782:A:OP1	56:CA:1947:HOH:O	1.93	0.85
1:CA:1459:C:O3'	1:CA:1460:A:C8	2.30	0.85
23:BA:2639:A:OP2	56:BA:4119:HOH:O	1.94	0.85
19:CS:16:LEU:HA	19:CS:20:LEU:HB2	1.59	0.85
23:BA:885:C:N4	23:BA:890:A:N6	2.22	0.85
23:DA:1641:A:OP2	56:DA:4176:HOH:O	1.94	0.85
28:DG:15:VAL:HG13	28:DG:175:LEU:HB3	1.57	0.85
27:BF:101:LEU:O	27:BF:106:ARG:NH1	2.10	0.85
1:AA:1459:C:O3'	1:AA:1460:A:C8	2.30	0.84
23:BA:2317:C:H2'	23:BA:2318:G:H5'	1.58	0.84
1:CA:932:C:N3	1:CA:1385:G:N2	2.25	0.84
23:DA:2526:G:O6	56:DA:4287:HOH:O	1.95	0.84
11:AK:29:ILE:HG23	11:AK:44:SER:HB3	1.57	0.84

Continued on next page...

Continued from previous page...

Atom-1	Atom-2	Interatomic distance (Å)	Clash overlap (Å)
5:CE:122:GLU:O	5:CE:126:ARG:NH1	2.09	0.84
23:BA:1177:A:O2'	23:BA:1178:C:O4'	1.95	0.84
33:BP:126:VAL:HG12	33:BP:148:LEU:HD22	1.60	0.84
1:CA:1458:G:C2	1:CA:1459:C:O4'	2.30	0.84
23:BA:242:G:OP1	56:BA:4242:HOH:O	1.94	0.84
30:BI:3:VAL:HG12	30:BI:38:LEU:HA	1.57	0.84
1:AA:673:G:H2'	1:AA:674:G:C8	2.13	0.84
1:CA:1327:C:OP1	21:CU:20:LYS:N	2.11	0.84
23:DA:833:U:O2	33:DP:55:ARG:NH2	2.09	0.84
23:DA:1980:G:O2'	23:DA:1982:C:OP2	1.95	0.84
23:BA:510:C:OP1	56:BA:3896:HOH:O	1.94	0.84
1:CA:1466:C:OP2	56:CA:1864:HOH:O	1.94	0.84
23:DA:1271:G:OP2	56:DA:3848:HOH:O	1.96	0.84
23:DA:1530:C:O2'	23:DA:1531:C:O5'	1.96	0.84
23:DA:2808:U:O2	23:DA:2892:A:N6	2.10	0.84
1:CA:1356:G:H2'	1:CA:1357:A:C8	2.12	0.84
10:AJ:91:PRO:HG2	10:AJ:94:VAL:HB	1.60	0.84
1:CA:1459:C:H3'	1:CA:1460:A:C8	2.11	0.84
16:CP:19:ILE:HG22	16:CP:36:ILE:HG13	1.59	0.84
9:CI:16:ARG:HB2	9:CI:64:THR:HG23	1.57	0.83
23:DA:2161:C:C5	23:DA:2161:C:OP2	2.30	0.83
1:AA:1118:C:H42	1:AA:1155:G:H1	1.26	0.83
23:BA:330:A:H2	23:BA:1210:A:H2'	1.43	0.83
23:BA:2036:C:H5'	23:BA:2036:C:H6	1.42	0.83
10:CJ:8:LEU:HD11	10:CJ:20:ALA:HB2	1.59	0.83
23:BA:805:G:OP1	56:BA:4504:HOH:O	1.95	0.83
1:CA:1300:G:H1	1:CA:1334:G:H2'	1.43	0.83
23:DA:2298:A:H62	23:DA:2318:G:H8	1.24	0.83
1:AA:1158:C:H4'	2:AB:133:LYS:HD2	1.60	0.83
25:BD:118:VAL:H	25:BD:129:ASN:HD22	1.25	0.83
1:CA:973:G:H3'	1:CA:974:A:H5''	1.59	0.83
23:DA:2385:C:OP1	56:DA:4159:HOH:O	1.95	0.83
1:CA:1368:G:H5''	9:CI:112:LYS:HB3	1.60	0.83
23:BA:1210:A:H5''	23:BA:1210:A:C8	2.13	0.83
23:BA:2134:A:O2'	23:BA:2159:G:N2	2.12	0.83
1:CA:48:C:OP2	56:CA:1850:HOH:O	1.95	0.83
23:DA:2161:C:OP2	23:DA:2161:C:C6	2.31	0.83
31:BN:20:GLY:HA2	31:BN:61:ARG:HG3	1.60	0.82
7:CG:14:PRO:HG3	7:CG:21:VAL:HG12	1.61	0.82
1:AA:1130:A:H61	1:AA:1144:G:H1'	1.43	0.82
1:AA:1186:G:N2	14:AN:61:TRP:O	2.10	0.82

Continued on next page...

Continued from previous page...

Atom-1	Atom-2	Interatomic distance (Å)	Clash overlap (Å)
20:AT:10:LEU:HG	20:AT:12:ALA:H	1.45	0.82
23:BA:624:C:OP1	56:BA:4243:HOH:O	1.96	0.82
1:CA:1508:G:OP1	56:CA:2021:HOH:O	1.97	0.82
3:CC:20:SER:HB3	3:CC:22:TRP:HE1	1.43	0.82
1:AA:1051:C:N3	1:AA:1207:G:N2	2.27	0.82
5:AE:122:GLU:O	5:AE:126:ARG:NH1	2.12	0.82
1:CA:390:C:O3'	16:CP:28:ARG:NH2	2.12	0.82
23:DA:2074:U:OP1	56:DA:4301:HOH:O	1.97	0.82
23:DA:2694:G:N7	56:DA:4770:HOH:O	2.12	0.82
30:DI:3:VAL:HG12	30:DI:38:LEU:HA	1.60	0.82
33:DP:126:VAL:HG12	33:DP:148:LEU:HD22	1.61	0.82
23:DA:2194:G:N7	56:DA:4551:HOH:O	2.13	0.82
23:BA:1667:G:O6	56:BA:4985:HOH:O	1.95	0.82
1:AA:812:C:N3	56:AA:1914:HOH:O	2.13	0.82
1:AA:893:C:O2	56:AA:1809:HOH:O	1.98	0.82
1:AA:963:G:H1	1:AA:972:C:N4	1.77	0.82
1:AA:977:A:O2'	1:AA:981:U:N3	2.12	0.82
23:BA:922:U:O4	56:BA:4369:HOH:O	1.98	0.82
1:CA:1156:G:H21	1:CA:1179:A:H61	1.24	0.82
23:DA:810:U:OP1	56:DA:4451:HOH:O	1.96	0.82
31:DN:130:HIS:HB3	31:DN:133:GLN:HE21	1.43	0.82
1:AA:97:G:HO2'	1:AA:98:G:H8	1.28	0.81
23:BA:578:A:OP2	56:BA:4057:HOH:O	1.97	0.81
31:BN:130:HIS:HB3	31:BN:133:GLN:HE21	1.43	0.81
9:CI:28:VAL:HB	9:CI:36:TYR:HB3	1.59	0.81
28:BG:41:GLN:HB3	28:BG:43:LEU:HD13	1.60	0.81
1:CA:1288:A:N1	1:CA:1371:G:H1'	1.94	0.81
1:CA:1457:G:C4	1:CA:1458:G:C8	2.68	0.81
1:AA:642:A:N3	8:AH:113:SER:OG	2.14	0.81
1:AA:1457:G:H2'	1:AA:1458:G:C8	2.14	0.81
38:BU:28:ARG:NH1	38:BU:38:THR:OG1	2.12	0.81
1:CA:1251:A:N6	1:CA:1285:A:N1	2.27	0.81
23:DA:2317:C:H2'	23:DA:2318:G:H5'	1.62	0.81
1:AA:1065:U:H6	1:AA:1190:G:H21	1.23	0.81
23:BA:2033:A:OP1	56:BA:4596:HOH:O	1.97	0.81
1:CA:427:U:OP1	4:CD:13:ARG:NH2	2.14	0.81
1:CA:1141:C:H2'	1:CA:1142:G:H8	1.44	0.81
1:CA:1422:G:H5'	32:DO:48:PRO:HB3	1.63	0.81
23:DA:676:A:H8	23:DA:2069:G:H21	1.25	0.81
1:AA:1121:U:H3	1:AA:1152:A:H61	1.24	0.81
23:BA:1320:C:OP2	56:BA:5012:HOH:O	1.99	0.81

Continued on next page...

Continued from previous page...

Atom-1	Atom-2	Interatomic distance (Å)	Clash overlap (Å)
39:BV:62:LEU:HD11	39:BV:95:LEU:HB2	1.63	0.81
1:AA:1239:A:H62	1:AA:1299:A:N6	1.75	0.81
10:AJ:61:GLU:OE1	14:AN:58:LYS:NZ	2.14	0.81
1:CA:1009:G:O6	1:CA:1020:U:O2	1.98	0.81
1:CA:1237:C:O2'	1:CA:1300:G:N2	2.11	0.81
3:CC:137:ALA:HA	3:CC:140:ARG:HD3	1.62	0.81
1:AA:768:A:N7	56:AA:1907:HOH:O	2.14	0.81
23:DA:1303:G:OP1	56:DA:4525:HOH:O	1.97	0.81
23:BA:1173:G:N1	23:BA:1176:G:OP2	2.11	0.80
1:CA:977:A:HO2'	1:CA:981:U:H3	1.26	0.80
28:BG:15:VAL:HG13	28:BG:175:LEU:HB3	1.63	0.80
1:CA:581:G:N7	56:CA:2044:HOH:O	2.14	0.80
23:DA:2134:A:O2'	23:DA:2159:G:N2	2.15	0.80
1:AA:1119:C:H2'	1:AA:1120:G:H8	1.46	0.80
1:CA:940:C:H42	1:CA:1343:G:H1	1.25	0.80
1:AA:1457:G:C4	1:AA:1458:G:C8	2.70	0.80
23:BA:2287:A:N6	23:BA:2344:U:H3	1.80	0.80
23:DA:271(A):A:N7	23:DA:271(W):G:N2	2.30	0.80
8:AH:4:ASP:OD1	8:AH:85:ARG:NH1	2.14	0.80
1:CA:1235:U:H5''	21:CU:3:LYS:HB2	1.63	0.80
7:CG:42:ILE:HA	7:CG:45:ASP:HB2	1.63	0.80
23:DA:1022:G:H22	23:DA:1142(A):A:H2	1.29	0.80
23:BA:300:A:N6	56:BA:3924:HOH:O	2.13	0.80
23:BA:1541:G:O6	56:BA:4734:HOH:O	1.98	0.80
23:DA:71:A:C2	41:DX:31:HIS:HE1	1.99	0.80
23:BA:2161:C:C5	23:BA:2161:C:OP2	2.34	0.80
1:CA:1027:C:C2	1:CA:1034:G:N2	2.47	0.80
1:CA:1050:G:O6	1:CA:1208:C:N3	2.15	0.80
1:AA:148:G:H2'	1:AA:149:A:H8	1.47	0.79
23:BA:561:G:N7	56:BA:5347:HOH:O	2.15	0.79
52:D8:33:ASN:HA	52:D8:36:LYS:HD2	1.63	0.79
13:AM:72:ALA:HA	13:AM:75:ALA:HB3	1.64	0.79
7:CG:42:ILE:HB	7:CG:116:ALA:HB3	1.64	0.79
23:DA:1403:C:H5''	23:DA:1471:A:H1'	1.65	0.79
1:AA:1236:A:OP2	21:AU:3:LYS:NZ	2.14	0.79
13:CM:86:CYS:HB3	13:CM:89:GLY:H	1.44	0.79
27:DF:178:PRO:HB2	27:DF:201:VAL:HG11	1.64	0.79
1:AA:942:G:H2'	1:AA:943:U:H6	1.45	0.79
1:AA:1013:G:H21	1:AA:1016:A:H8	1.30	0.79
6:CF:61:LEU:HB3	6:CF:63:TYR:HE2	1.46	0.79
23:DA:80:G:N7	56:DA:4050:HOH:O	2.15	0.79

Continued on next page...

Continued from previous page...

Atom-1	Atom-2	Interatomic distance (Å)	Clash overlap (Å)
23:DA:2472:G:H5'	23:DA:2473:U:H5''	1.65	0.79
23:BA:1517:G:O6	56:BA:4420:HOH:O	2.00	0.79
1:CA:90:U:H2'	1:CA:91:C:C6	2.18	0.79
1:CA:977:A:O2'	1:CA:981:U:N3	2.12	0.79
1:CA:1350:A:N6	1:CA:1372:U:H3	1.81	0.79
23:BA:1607:C:N4	23:BA:1622:G:OP2	2.16	0.79
23:BA:1888:G:N7	56:BA:4835:HOH:O	2.15	0.79
23:BA:885:C:C4	23:BA:890:A:C6	2.69	0.79
23:BA:2296:U:O4	23:BA:2335:A:C6	2.36	0.79
40:DW:25:ARG:NH2	40:DW:74:ALA:O	2.16	0.79
1:AA:1268:A:N3	1:AA:1326:C:O2'	2.15	0.79
25:BD:239:ARG:N	56:BD:410:HOH:O	2.15	0.79
1:CA:1457:G:H2'	1:CA:1458:G:C8	2.17	0.79
23:BA:2298:A:H62	23:BA:2318:G:H8	1.27	0.79
28:BG:105:LYS:NZ	48:B4:25:TYR:O	2.16	0.79
1:CA:1075:C:OP1	2:CB:179:LYS:NZ	2.13	0.79
23:DA:1604:C:OP1	56:DA:3790:HOH:O	2.01	0.79
19:AS:46:GLY:HA2	19:AS:61:TYR:HE1	1.47	0.78
23:BA:1019:U:H3	23:BA:1142(A):A:H62	1.29	0.78
23:BA:1664:A:OP1	56:BA:4771:HOH:O	2.00	0.78
1:AA:166:G:H2'	1:AA:167:G:H8	1.48	0.78
1:AA:1010:G:H1	1:AA:1019:C:H42	0.82	0.78
10:AJ:48:THR:HA	10:AJ:62:HIS:HB3	1.63	0.78
23:BA:784:A:OP1	56:BA:4425:HOH:O	2.00	0.78
2:CB:87:ARG:HE	2:CB:233:SER:HB2	1.47	0.78
1:AA:12:U:O4	56:AA:1980:HOH:O	2.02	0.78
2:AB:87:ARG:HE	2:AB:233:SER:HB2	1.48	0.78
1:CA:839:U:H5'	1:CA:840:C:C5	2.18	0.78
1:CA:1128:C:N4	1:CA:1143:G:H1	1.80	0.78
1:AA:1103:C:H5''	2:AB:98:LEU:HD13	1.64	0.78
20:AT:10:LEU:HD21	20:AT:12:ALA:HB3	1.65	0.78
1:CA:1170:A:H3'	1:CA:1171:G:C8	2.18	0.78
1:CA:1179:A:H4'	9:CI:103:THR:HA	1.66	0.78
8:CH:4:ASP:OD1	8:CH:85:ARG:NH1	2.16	0.78
8:CH:29:SER:HB3	8:CH:32:LYS:HG3	1.65	0.78
17:CQ:76:LEU:HD11	17:CQ:79:SER:HB2	1.62	0.78
37:DT:95:ARG:HG2	37:DT:95:ARG:HH11	1.47	0.78
1:AA:977:A:HO2'	1:AA:981:U:H3	1.30	0.78
1:AA:1327:C:OP1	21:AU:20:LYS:N	2.14	0.78
23:BA:1639:U:H2'	23:BA:1640:C:H5''	1.64	0.78
1:CA:1377:A:H2'	7:CG:7:ALA:HB1	1.64	0.78

Continued on next page...

Continued from previous page...

Atom-1	Atom-2	Interatomic distance (Å)	Clash overlap (Å)
28:DG:138:GLN:HG3	28:DG:144:ILE:HG21	1.64	0.78
23:BA:1970:A:N1	56:BA:5040:HOH:O	2.16	0.78
43:BZ:82:ARG:HB3	43:BZ:82:ARG:HH21	1.48	0.78
23:BA:778:G:O6	56:BA:3910:HOH:O	2.02	0.78
1:AA:235:C:H5'	17:AQ:70:ARG:HG2	1.66	0.78
23:BA:1022:G:H22	23:BA:1142(A):A:H2	1.31	0.78
23:DA:1022:G:O2'	56:DA:3688:HOH:O	2.01	0.78
23:DA:1670:C:OP1	56:DA:3807:HOH:O	2.01	0.78
1:AA:770:C:OP1	56:AA:1879:HOH:O	2.00	0.78
23:BA:31:C:OP1	56:BA:3883:HOH:O	2.01	0.78
3:CC:43:LEU:HD23	3:CC:47:LEU:HD13	1.65	0.78
1:AA:1259:C:O2'	1:AA:1283:G:N3	2.17	0.77
1:AA:1294:G:H2'	1:AA:1295:G:C8	2.19	0.77
23:BA:154(A):C:N4	23:BA:171:G:H1	1.83	0.77
13:AM:108:ARG:HD2	13:AM:113:PRO:HA	1.65	0.77
23:BA:2161:C:OP2	23:BA:2161:C:C6	2.38	0.77
40:BW:25:ARG:NH2	40:BW:74:ALA:O	2.16	0.77
1:CA:176:C:OP1	20:CT:29:LYS:NZ	2.15	0.77
2:CB:71:VAL:HG13	2:CB:93:VAL:HG23	1.66	0.77
9:CI:13:ALA:HB1	9:CI:73:GLN:HG3	1.66	0.77
23:DA:1416:G:O6	56:DA:4489:HOH:O	2.02	0.77
27:DF:101:LEU:O	27:DF:106:ARG:NH1	2.18	0.77
23:BA:1468:C:OP1	56:BA:4172:HOH:O	2.02	0.77
23:BA:2285:C:OP2	50:B6:6:ARG:NH1	2.17	0.77
7:CG:16:LEU:HD22	9:CI:45:ALA:H	1.49	0.77
23:DA:411:G:OP1	56:DA:4065:HOH:O	2.02	0.77
23:DA:574:C:OP1	56:DA:3903:HOH:O	2.03	0.77
23:DA:945:A:N7	56:DA:3684:HOH:O	2.17	0.77
23:DA:1639:U:OP1	56:DA:3985:HOH:O	2.02	0.77
1:CA:1349:A:H2'	1:CA:1350:A:H8	1.50	0.77
1:AA:352:C:OP2	56:AA:1847:HOH:O	2.01	0.77
1:AA:750:G:N3	15:AO:23:GLY:HA3	1.99	0.77
23:BA:2472:G:H5'	23:BA:2473:U:H5''	1.66	0.77
1:AA:1162:C:H42	1:AA:1174:G:H1	1.28	0.77
2:AB:71:VAL:HG13	2:AB:93:VAL:HG23	1.66	0.77
23:BA:1840:G:N7	56:BA:4640:HOH:O	2.17	0.77
23:DA:2206:G:H5'	23:DA:2207:G:N7	1.99	0.77
1:AA:1459:C:C3'	1:AA:1460:A:N7	2.46	0.77
1:CA:266:G:O2'	1:CA:267:C:OP2	2.02	0.77
14:CN:32:SER:HB3	14:CN:41:ARG:HB3	1.67	0.77
1:AA:266:G:O2'	1:AA:267:C:OP2	2.01	0.77

Continued on next page...

Continued from previous page...

Atom-1	Atom-2	Interatomic distance (Å)	Clash overlap (Å)
1:CA:235:C:H5'	17:CQ:70:ARG:HG2	1.64	0.77
1:CA:1237:C:N4	1:CA:1337:G:H1	1.82	0.77
23:DA:1971:A:OP1	56:DA:4210:HOH:O	2.02	0.77
1:CA:953:G:N1	1:CA:1228:C:O2	2.17	0.76
23:DA:452:G:OP2	56:DA:4034:HOH:O	2.01	0.76
1:AA:773:G:OP1	56:AA:1808:HOH:O	2.02	0.76
10:AJ:50:ILE:HA	10:AJ:60:ARG:HG2	1.65	0.76
6:CF:7:ASN:HD21	18:CR:34:TYR:HE1	1.31	0.76
23:BA:1535:A:H3'	23:BA:1535:A:OP2	1.84	0.76
1:CA:1235:U:O2'	1:CA:1305:G:OP1	2.03	0.76
23:DA:1639:U:H2'	23:DA:1640:C:H5''	1.66	0.76
1:CA:547:A:OP1	56:CA:1986:HOH:O	2.04	0.76
24:DB:66:A:H61	24:DB:109:C:H5'	1.49	0.76
25:BD:118:VAL:H	25:BD:129:ASN:ND2	1.83	0.76
1:CA:1222:G:OP2	1:CA:1322:C:N4	2.19	0.76
7:CG:46:ALA:HA	7:CG:121:ALA:HB2	1.68	0.76
13:AM:23:TYR:HD1	13:AM:67:GLU:HG2	1.51	0.76
17:AQ:76:LEU:HD11	17:AQ:79:SER:HB2	1.68	0.76
31:DN:20:GLY:HA2	31:DN:61:ARG:HG3	1.66	0.76
1:AA:942:G:H2'	1:AA:943:U:C6	2.20	0.76
1:AA:1030(C):G:O6	1:AA:1031:G:N2	2.19	0.76
15:AO:54:ARG:HG2	15:AO:58:MET:HE2	1.67	0.76
23:BA:2408:U:OP2	56:BA:4497:HOH:O	2.04	0.76
23:BA:2439:A:O2'	56:BA:4426:HOH:O	2.03	0.76
1:CA:1005:A:H1'	1:CA:1036:G:H22	1.50	0.76
23:DA:2136:C:H42	23:DA:2155:G:H1	1.33	0.76
23:DA:2296:U:O4	23:DA:2335:A:C6	2.38	0.76
23:BA:2070:G:OP2	56:BA:3863:HOH:O	2.04	0.76
23:BA:2206:G:H5'	23:BA:2207:G:N7	2.01	0.76
1:CA:1130:A:H4'	9:CI:3:GLN:HE22	1.51	0.76
1:CA:1254:C:H42	1:CA:1283:G:H1	1.33	0.76
1:CA:1273:G:H3'	1:CA:1274:G:H8	1.50	0.76
1:AA:345:C:P	37:BT:39:ARG:HH22	2.09	0.75
1:AA:1244:C:H2'	1:AA:1245:A:C8	2.21	0.75
2:AB:197:VAL:O	8:AH:68:ARG:NH2	2.19	0.75
13:AM:19:LEU:HA	13:AM:22:ILE:HG13	1.69	0.75
23:BA:744:G:OP1	56:BA:4604:HOH:O	2.03	0.75
23:BA:2365:G:OP1	56:BA:4102:HOH:O	2.03	0.75
23:DA:1236:G:OP1	56:DA:4251:HOH:O	2.04	0.75
23:BA:990:A:OP2	56:BA:4518:HOH:O	2.04	0.75
23:BA:1790:C:N3	56:BA:3738:HOH:O	2.18	0.75

Continued on next page...

Continued from previous page...

Atom-1	Atom-2	Interatomic distance (Å)	Clash overlap (Å)
1:CA:1154:G:H2'	1:CA:1155:G:H8	1.52	0.75
23:BA:188:G:N7	56:BA:4302:HOH:O	2.18	0.75
1:CA:1004:A:N6	1:CA:1035:A:N7	2.34	0.75
23:DA:1607:C:N4	23:DA:1622:G:OP2	2.19	0.75
23:DA:2407:G:OP1	56:DA:4068:HOH:O	2.04	0.75
1:AA:1073:U:H2'	1:AA:1074:G:H8	1.49	0.75
23:BA:380:U:OP1	56:BA:4338:HOH:O	2.05	0.75
23:BA:1319:G:OP2	56:BA:3806:HOH:O	2.04	0.75
1:CA:177:C:OP1	20:CT:65:LYS:NZ	2.19	0.75
11:CK:79:SER:HA	11:CK:104:GLN:HB2	1.68	0.75
23:BA:942:G:O6	56:BA:4958:HOH:O	2.04	0.75
2:CB:54:THR:HG23	2:CB:199:TYR:HB3	1.69	0.75
23:DA:386:G:O3'	56:DA:4075:HOH:O	2.03	0.75
23:BA:2147:G:H2'	23:BA:2148:G:O4'	1.86	0.75
1:CA:750:G:N3	15:CO:23:GLY:HA3	2.01	0.75
1:CA:1251:A:N6	1:CA:1354:C:O2'	2.17	0.75
7:CG:69:VAL:HG21	7:CG:104:LEU:HD13	1.69	0.75
23:DA:1226:A:OP1	39:DV:84:LYS:NZ	2.18	0.75
23:DA:1268:A:OP1	56:DA:3880:HOH:O	2.04	0.75
23:DA:2005:A:OP1	56:DA:3802:HOH:O	2.03	0.75
2:AB:54:THR:HG23	2:AB:199:TYR:HB3	1.69	0.75
23:DA:399:G:OP2	56:DA:4081:HOH:O	2.04	0.75
23:DA:853:G:O6	56:DA:4226:HOH:O	2.04	0.75
23:BA:1900:A:OP2	56:BA:4627:HOH:O	2.05	0.75
23:BA:1980:G:O2'	23:BA:1982:C:OP2	2.04	0.75
24:BB:31:C:O2'	24:BB:53:A:N6	2.20	0.75
2:CB:197:VAL:O	8:CH:68:ARG:NH2	2.20	0.75
23:DA:1376:C:OP2	56:DA:3933:HOH:O	2.05	0.75
4:AD:159:ARG:O	4:AD:163:GLU:N	2.16	0.75
50:B6:22:ALA:O	56:B6:201:HOH:O	2.05	0.75
3:CC:17:ASP:O	3:CC:54:ARG:NH2	2.19	0.75
23:DA:2296:U:OP2	36:DS:9:ARG:NH2	2.18	0.75
1:CA:166:G:H2'	1:CA:167:G:H8	1.52	0.74
1:CA:192:U:H2'	1:CA:193:C:H6	1.51	0.74
9:CI:15:ALA:HB2	9:CI:65:VAL:HG23	1.69	0.74
19:CS:36:ARG:NH1	19:CS:75:ALA:O	2.19	0.74
23:DA:1817:G:OP1	25:DD:88:ARG:NH2	2.19	0.74
31:DN:47:ALA:HB2	31:DN:112:LEU:HD11	1.68	0.74
1:AA:1304:G:O2'	1:AA:1333:A:N6	2.20	0.74
1:CA:1262:C:N3	1:CA:1273:G:N2	2.34	0.74
1:CA:1459:C:O3'	1:CA:1460:A:H8	1.67	0.74

Continued on next page...

Continued from previous page...

Atom-1	Atom-2	Interatomic distance (Å)	Clash overlap (Å)
7:CG:73:MET:HG2	7:CG:145:ALA:HB1	1.69	0.74
23:DA:2147:G:H2'	23:DA:2148:G:O4'	1.87	0.74
30:DI:87:LYS:H	30:DI:122:GLU:HA	1.52	0.74
11:AK:79:SER:HA	11:AK:104:GLN:HB2	1.68	0.74
23:BA:2371:G:O6	56:BA:4873:HOH:O	2.05	0.74
1:AA:839:U:H5'	1:AA:840:C:C5	2.18	0.74
1:AA:1060:C:H2'	1:AA:1061:G:H8	1.52	0.74
4:AD:57:ARG:HE	4:AD:202:LEU:HD22	1.53	0.74
23:BA:71:A:C2	41:BX:31:HIS:HE1	2.05	0.74
1:CA:1010:G:H2'	1:CA:1011:G:H8	1.52	0.74
1:CA:1457:G:C5	1:CA:1458:G:N7	2.55	0.74
23:DA:2712:U:O2'	23:DA:2712(A):A:OP2	2.06	0.74
1:AA:1219:U:OP1	14:AN:19:ARG:NH2	2.20	0.74
23:BA:1190:G:N7	56:BA:4525:HOH:O	2.20	0.74
25:BD:234:GLY:O	56:BD:415:HOH:O	2.04	0.74
1:AA:1005:A:OP1	1:AA:1024:G:N2	2.20	0.74
1:AA:1156:G:H21	1:AA:1179:A:H61	1.36	0.74
23:BA:910:A:OP2	56:BA:4357:HOH:O	2.04	0.74
1:CA:949:A:H1'	1:CA:1364:U:H3	1.50	0.74
13:CM:86:CYS:HB3	13:CM:89:GLY:N	2.01	0.74
28:DG:76:SER:HA	28:DG:83:ARG:HA	1.69	0.74
1:CA:437:U:H5''	4:CD:155:LEU:HD11	1.69	0.74
1:CA:447:G:OP2	56:CA:1821:HOH:O	2.05	0.74
1:CA:1006:C:H2'	1:CA:1007:C:C2	2.23	0.74
23:DA:528:A:O2'	56:DA:4767:HOH:O	2.04	0.74
23:DA:1637:A:OP2	56:DA:3960:HOH:O	2.06	0.74
25:DD:118:VAL:H	25:DD:129:ASN:HD22	1.36	0.74
1:CA:946:A:H61	1:CA:1235:U:H3	1.35	0.74
23:DA:1913:A:H3'	23:DA:1913:A:OP2	1.86	0.74
1:CA:1346:A:H2	1:CA:1347:G:H21	1.33	0.74
9:CI:4:TYR:CZ	9:CI:88:TYR:HB2	2.23	0.74
48:D4:18:CYS:SG	48:D4:39:CYS:HB3	2.28	0.74
1:AA:1243:C:H42	1:AA:1294:G:H1	1.33	0.74
1:AA:1457:G:OP1	20:AT:39:LYS:NZ	2.21	0.74
23:BA:833:U:O2	33:BP:55:ARG:NH2	2.20	0.74
1:CA:1030:C:N3	1:CA:1031:G:C2	2.56	0.74
4:CD:159:ARG:O	4:CD:163:GLU:N	2.18	0.74
1:AA:1321:C:H5'	1:AA:1322:C:H5''	1.70	0.73
23:BA:1030:G:OP1	56:BA:4411:HOH:O	2.05	0.73
24:BB:60:C:N4	56:BB:316:HOH:O	2.19	0.73
23:DA:71:A:H2	41:DX:31:HIS:HE1	1.36	0.73

Continued on next page...

Continued from previous page...

Atom-1	Atom-2	Interatomic distance (Å)	Clash overlap (Å)
23:DA:346:A:OP2	56:DA:4507:HOH:O	2.05	0.73
1:AA:1128:C:N4	1:AA:1143:G:H1	1.86	0.73
1:AA:1169:A:H2'	1:AA:1170:A:C8	2.22	0.73
9:AI:26:VAL:HB	9:AI:33:PHE:HA	1.69	0.73
23:BA:883:G:H1	23:BA:893:C:H42	1.35	0.73
23:BA:1171:G:H1'	23:BA:1173:G:H5'	1.69	0.73
1:CA:1444:C:H42	1:CA:1458:G:H1	1.36	0.73
43:DZ:10:ARG:NH2	43:DZ:26:GLY:O	2.20	0.73
23:BA:271(A):A:N7	23:BA:271(W):G:N2	2.35	0.73
23:BA:1047:G:H2'	23:BA:1110:G:H22	1.53	0.73
23:BA:2296:U:OP2	36:BS:9:ARG:NH2	2.21	0.73
24:BB:86:G:O6	56:BB:339:HOH:O	2.06	0.73
1:CA:1073:U:H2'	1:CA:1074:G:H8	1.51	0.73
1:AA:1442:G:N7	1:AA:1442(A):G:C6	2.57	0.73
2:AB:219:VAL:HA	2:AB:222:ILE:HD12	1.71	0.73
23:BA:1913:A:H3'	23:BA:1913:A:OP2	1.88	0.73
23:BA:2109:U:H3	23:BA:2180:U:H3	1.36	0.73
52:B8:33:ASN:HA	52:B8:36:LYS:HD2	1.69	0.73
1:CA:940:C:N4	1:CA:1343:G:H1	1.84	0.73
7:CG:43:PHE:HA	7:CG:46:ALA:HB3	1.70	0.73
23:DA:607:U:OP1	27:DF:102:PRO:HA	1.88	0.73
23:DA:1377:G:OP2	56:DA:3929:HOH:O	2.06	0.73
37:BT:95:ARG:HG2	37:BT:95:ARG:HH11	1.53	0.73
7:CG:88:PRO:HG2	7:CG:152:ALA:HA	1.70	0.73
23:DA:271(F):C:H2'	23:DA:271(G):C:H6	1.51	0.73
23:DA:278:A:O2'	23:DA:279:C:OP1	2.06	0.73
49:D5:16:ARG:HG2	49:D5:16:ARG:HH11	1.52	0.73
1:AA:484:G:O2'	1:AA:485:G:OP2	2.07	0.73
1:AA:1294:G:H2'	1:AA:1295:G:H8	1.53	0.73
1:AA:1442(B):A:N7	37:BT:118:ARG:NH2	2.35	0.73
9:AI:71:SER:HA	9:AI:74:ILE:HG22	1.69	0.73
23:DA:141:A:H8	23:DA:1408:C:HO2'	1.32	0.73
23:DA:154(A):C:N4	23:DA:171:G:H1	1.85	0.73
6:AF:7:ASN:HD21	18:AR:34:TYR:HE1	1.34	0.73
23:BA:531:C:OP1	23:BA:561:G:N2	2.20	0.73
23:BA:1845:G:N7	56:BA:5140:HOH:O	2.22	0.73
14:CN:7:ILE:HG22	14:CN:23:ARG:HE	1.52	0.73
23:DA:29:U:H2'	23:DA:30:G:C8	2.22	0.73
1:CA:484:G:O2'	1:CA:485:G:OP2	2.06	0.73
1:CA:1376:U:H2'	1:CA:1377:A:C8	2.24	0.73
23:DA:1250:G:N7	33:DP:18:ARG:NH2	2.37	0.73

Continued on next page...

Continued from previous page...

Atom-1	Atom-2	Interatomic distance (Å)	Clash overlap (Å)
30:DI:40:THR:O	30:DI:44:LEU:N	2.17	0.73
1:AA:1457:G:C5	1:AA:1458:G:N7	2.56	0.73
1:CA:1324:A:H5'	1:CA:1363:C:H5''	1.71	0.73
14:CN:16:PHE:H	14:CN:19:ARG:HB2	1.54	0.73
37:DT:118:ARG:CZ	37:DT:118:ARG:HA	2.19	0.73
1:AA:192:U:H2'	1:AA:193:C:H6	1.53	0.73
1:AA:1441:G:O2'	1:AA:1459:C:N4	2.21	0.73
23:BA:2534:A:N7	56:BA:5059:HOH:O	2.21	0.73
1:CA:1165:C:N4	1:CA:1171:G:H1	1.86	0.73
2:CB:60:ASP:O	2:CB:64:ARG:HG3	1.89	0.73
1:AA:251:G:N7	56:AA:1924:HOH:O	2.22	0.72
1:AA:993:G:N2	1:AA:996:A:H61	1.86	0.72
3:AC:11:ARG:HE	3:AC:180:ALA:HB3	1.53	0.72
23:BA:2136:C:H42	23:BA:2155:G:H1	1.36	0.72
23:BA:2706:G:O6	56:BA:4852:HOH:O	2.06	0.72
11:AK:31:THR:HG22	11:AK:42:TRP:HB2	1.71	0.72
7:CG:138:LYS:NZ	7:CG:142:GLU:OE1	2.20	0.72
23:DA:768:G:N7	56:DA:3978:HOH:O	2.21	0.72
1:AA:222:U:H2'	1:AA:223:U:C6	2.24	0.72
23:DA:2526:G:H21	53:D9:2:LYS:HG2	1.54	0.72
23:DA:1721:G:H8	23:DA:1741:A:H62	1.37	0.72
1:AA:1075:C:OP1	2:AB:179:LYS:NZ	2.15	0.72
23:BA:674:G:OP2	56:BA:3870:HOH:O	2.07	0.72
23:BA:1817:G:OP1	25:BD:88:ARG:NH2	2.23	0.72
23:BA:2287:A:H62	23:BA:2344:U:H3	1.36	0.72
43:BZ:10:ARG:NH2	43:BZ:26:GLY:O	2.22	0.72
1:CA:427:U:OP2	4:CD:36:ARG:NH2	2.22	0.72
1:CA:1442:G:N7	1:CA:1442(A):G:C6	2.57	0.72
1:AA:1118:C:H2'	1:AA:1119:C:C6	2.25	0.72
15:AO:39:LEU:HB3	15:AO:56:LEU:HD23	1.71	0.72
23:BA:1022:G:O2'	56:BA:3731:HOH:O	2.05	0.72
23:BA:1721:G:H8	23:BA:1741:A:H62	1.37	0.72
28:BG:76:SER:HA	28:BG:83:ARG:HA	1.71	0.72
1:CA:1147:C:O2	9:CI:16:ARG:NH2	2.23	0.72
1:AA:1377:A:H3'	1:AA:1377:A:H8	1.55	0.72
1:CA:1443:G:O6	1:CA:1459:C:C2	2.42	0.72
19:CS:46:GLY:HA2	19:CS:61:TYR:CE1	2.25	0.72
23:DA:1019:U:HO2'	23:DA:1021:A:H2	1.37	0.72
23:DA:1237:A:OP1	56:DA:4018:HOH:O	2.06	0.72
34:DQ:58:PHE:HB3	34:DQ:61:GLY:HA3	1.72	0.72
36:DS:11:LYS:HG3	36:DS:91:PRO:HD3	1.72	0.72

Continued on next page...

Continued from previous page...

Atom-1	Atom-2	Interatomic distance (Å)	Clash overlap (Å)
1:AA:735:C:H2'	1:AA:736:C:H6	1.53	0.72
5:AE:80:ILE:HG13	5:AE:91:LEU:HB2	1.72	0.72
3:CC:36:ASP:HA	3:CC:39:ILE:HD12	1.70	0.72
15:CO:16:ALA:HB1	15:CO:21:ASP:HB3	1.72	0.72
23:DA:404:C:OP1	56:DA:4250:HOH:O	2.06	0.72
23:DA:411:G:H5''	56:DA:4065:HOH:O	1.90	0.72
25:DD:17:THR:O	25:DD:211:ARG:NH2	2.21	0.72
37:DT:64:ARG:NH1	37:DT:103:ARG:HA	2.05	0.72
1:AA:993:G:H21	1:AA:996:A:H61	1.37	0.72
23:BA:1429:G:H2'	23:BA:1430:C:C6	2.25	0.72
30:BI:83:ALA:HB2	30:BI:88:ILE:HA	1.70	0.72
1:CA:97:G:HO2'	1:CA:98:G:H8	1.37	0.72
1:CA:964:A:H2'	1:CA:969:A:H1'	1.71	0.72
1:CA:1231:G:N2	1:CA:1232:U:H1'	2.05	0.72
1:AA:1441:G:N2	1:AA:1459:C:C5	2.57	0.72
10:AJ:8:LEU:HD22	10:AJ:96:ILE:HG22	1.71	0.72
23:BA:607:U:OP1	27:BF:102:PRO:HA	1.90	0.72
23:BA:2117:A:H61	23:BA:2166:G:H22	1.38	0.72
1:CA:148:G:H2'	1:CA:149:A:H8	1.54	0.72
2:CB:87:ARG:HH21	2:CB:233:SER:H	1.37	0.72
3:CC:13:GLY:HA3	14:CN:57:ARG:HH22	1.55	0.72
7:CG:41:ARG:NH2	9:CI:39:GLY:O	2.23	0.72
23:DA:1394:U:OP1	56:DA:3790:HOH:O	2.08	0.72
23:DA:1507:A:O2'	23:DA:1508:A:H8	1.72	0.72
23:BA:243:U:OP1	52:B8:6:THR:OG1	2.08	0.71
1:CA:1131:G:H1	1:CA:1143:G:H21	1.38	0.71
1:AA:1329:A:H5''	13:AM:25:ILE:HA	1.72	0.71
23:BA:882:G:H1	23:BA:894:C:H42	1.38	0.71
1:CA:939:G:H1	1:CA:1344:C:N4	1.87	0.71
2:CB:137:ARG:HH11	2:CB:137:ARG:HB2	1.55	0.71
20:CT:10:LEU:HG	20:CT:12:ALA:H	1.54	0.71
23:DA:1332:G:OP1	56:DA:3783:HOH:O	2.08	0.71
23:DA:2126:A:N6	23:DA:2163:C:H5'	2.05	0.71
23:DA:2287:A:H62	23:DA:2344:U:H3	1.37	0.71
28:DG:105:LYS:NZ	48:D4:25:TYR:O	2.22	0.71
23:BA:1324:G:O6	56:BA:4953:HOH:O	2.07	0.71
30:BI:130:TYR:HB3	30:BI:138:ILE:HB	1.70	0.71
1:CA:976:G:N2	1:CA:1363(A):A:OP1	2.23	0.71
23:BA:1370:C:OP1	56:BA:4694:HOH:O	2.08	0.71
23:BA:1634:A:N1	56:BA:4325:HOH:O	2.23	0.71
23:BA:2322:A:N6	23:BA:2335:A:H61	1.87	0.71

Continued on next page...

Continued from previous page...

Atom-1	Atom-2	Interatomic distance (Å)	Clash overlap (Å)
1:CA:642:A:N3	8:CH:113:SER:OG	2.22	0.71
13:CM:71:ARG:HA	13:CM:74:VAL:HB	1.71	0.71
23:DA:1495:A:OP2	56:DA:4274:HOH:O	2.07	0.71
23:DA:2109:U:H3	23:DA:2180:U:H3	1.38	0.71
23:DA:2268:A:OP1	56:DA:4335:HOH:O	2.08	0.71
39:DV:62:LEU:HD11	39:DV:95:LEU:HB2	1.72	0.71
1:AA:1118:C:N4	1:AA:1155:G:H1	1.86	0.71
1:AA:1220:G:H2'	1:AA:1221:G:O4'	1.91	0.71
2:AB:60:ASP:O	2:AB:64:ARG:HG3	1.91	0.71
2:AB:167:PRO:O	2:AB:171:ALA:N	2.24	0.71
7:AG:74:GLU:O	7:AG:89:MET:N	2.23	0.71
13:AM:86:CYS:HB3	13:AM:89:GLY:HA3	1.72	0.71
23:BA:1045:A:N3	23:BA:1045:A:H2'	2.04	0.71
23:BA:1235:G:OP1	56:BA:4227:HOH:O	2.08	0.71
1:CA:538:G:H5''	12:CL:114:LYS:HB2	1.72	0.71
13:CM:70:LEU:O	13:CM:74:VAL:N	2.24	0.71
23:DA:2226:C:OP2	56:DA:4146:HOH:O	2.07	0.71
23:DA:2646:C:OP2	23:DA:2732:G:O2'	2.07	0.71
23:BA:269:U:OP1	56:BA:5071:HOH:O	2.07	0.71
1:CA:576:G:OP1	56:CA:1944:HOH:O	2.08	0.71
3:CC:6:HIS:HD2	3:CC:7:PRO:HD2	1.55	0.71
23:DA:1560:G:OP1	56:DA:4341:HOH:O	2.08	0.71
43:DZ:110:GLY:HA3	43:DZ:174:VAL:HG11	1.71	0.71
23:BA:1665:A:OP2	56:BA:4771:HOH:O	2.09	0.71
1:CA:1156:G:H21	1:CA:1179:A:N6	1.88	0.71
7:CG:15:ASP:N	7:CG:20:ASP:O	2.18	0.71
23:DA:392:C:OP1	56:DA:4594:HOH:O	2.07	0.71
39:DV:56:SER:H	39:DV:100:ARG:HB2	1.53	0.71
50:D6:3:SER:OG	50:D6:4:GLU:N	2.24	0.71
1:AA:1224:G:N1	1:AA:1363:C:O2	2.24	0.71
9:AI:3:GLN:NE2	9:AI:4:TYR:O	2.23	0.71
23:BA:1204:A:H2	23:BA:1241:A:H62	1.37	0.71
1:CA:735:C:H2'	1:CA:736:C:H6	1.54	0.71
1:CA:1176:A:H2'	1:CA:1177:G:C8	2.26	0.71
10:CJ:8:LEU:O	10:CJ:69:ASN:HA	1.89	0.71
2:AB:137:ARG:HB2	2:AB:137:ARG:HH11	1.56	0.71
4:AD:108:LEU:HD11	4:AD:174:LEU:HD22	1.72	0.71
1:CA:903:G:OP1	56:CA:1954:HOH:O	2.09	0.71
11:CK:31:THR:HG22	11:CK:42:TRP:HB2	1.72	0.71
14:CN:24:CYS:HB2	14:CN:40:CYS:N	2.06	0.71
23:DA:1047:G:H2'	23:DA:1110:G:H22	1.54	0.71

Continued on next page...

Continued from previous page...

Atom-1	Atom-2	Interatomic distance (Å)	Clash overlap (Å)
23:DA:1313:U:OP1	56:DA:3775:HOH:O	2.09	0.71
23:DA:2042:A:OP1	56:DA:3616:HOH:O	2.09	0.71
28:DG:56:ALA:HB2	28:DG:153:ARG:HE	1.56	0.71
1:AA:352:C:O2'	1:AA:354:G:OP1	2.07	0.71
6:AF:61:LEU:HB3	6:AF:63:TYR:HE2	1.55	0.71
23:BA:2126:A:N6	23:BA:2163:C:H5'	2.06	0.71
39:BV:72:VAL:HG13	39:BV:85:LYS:HB3	1.71	0.71
1:CA:1347:G:N2	1:CA:1374:A:O5'	2.24	0.71
13:CM:15:VAL:HG22	13:CM:41:PRO:HA	1.72	0.71
28:BG:56:ALA:HB2	28:BG:153:ARG:HE	1.56	0.70
1:CA:1342:C:H2'	1:CA:1343:G:C8	2.25	0.70
23:DA:2747:G:N7	56:DA:4479:HOH:O	2.24	0.70
29:DH:56:SER:OG	29:DH:61:HIS:ND1	2.24	0.70
1:AA:73:G:H1	1:AA:96:U:H3	1.39	0.70
3:AC:78:GLY:HA3	3:AC:83:ARG:H	1.56	0.70
3:AC:186:PHE:CE2	3:AC:188:LEU:HB2	2.26	0.70
34:BQ:58:PHE:HB3	34:BQ:61:GLY:HA3	1.74	0.70
1:CA:605:U:H2'	1:CA:606:G:C8	2.26	0.70
1:CA:1499:A:OP2	56:CA:1857:HOH:O	2.08	0.70
3:CC:150:LYS:HB2	3:CC:173:VAL:HG21	1.73	0.70
13:CM:3:ARG:NH2	13:CM:45:VAL:O	2.21	0.70
23:DA:1914:C:H2'	23:DA:1915:U:C6	2.26	0.70
1:AA:519:C:OP2	12:AL:50:SER:OG	2.08	0.70
1:AA:1441:G:H2'	1:AA:1459:C:H41	0.83	0.70
27:BF:178:PRO:HB2	27:BF:201:VAL:HG11	1.72	0.70
2:CB:219:VAL:HA	2:CB:222:ILE:HD12	1.73	0.70
23:DA:1210:A:H5''	23:DA:1210:A:C8	2.26	0.70
1:AA:48:C:O2	56:AA:1897:HOH:O	2.07	0.70
26:BE:47:VAL:HG11	26:BE:86:PRO:HD2	1.73	0.70
34:BQ:111:GLU:OE1	34:BQ:133:ARG:NH2	2.24	0.70
15:CO:54:ARG:HG2	15:CO:58:MET:HE2	1.70	0.70
23:DA:370:G:OP2	56:DA:4078:HOH:O	2.08	0.70
1:AA:262:A:H2'	1:AA:263:A:C8	2.25	0.70
1:AA:365:U:H5''	1:AA:366:C:OP1	1.91	0.70
1:AA:1367:C:OP1	9:AI:115:GLY:N	2.23	0.70
28:BG:16:ARG:HE	28:BG:31:VAL:HG21	1.57	0.70
1:CA:1173:G:H2'	1:CA:1174:G:H8	1.55	0.70
1:CA:1273:G:H3'	1:CA:1274:G:C8	2.27	0.70
1:CA:1286:A:H2	21:CU:22:ARG:HH21	1.37	0.70
1:CA:1301:U:OP1	13:CM:21:TYR:OH	2.07	0.70
10:CJ:79:ARG:O	10:CJ:81:THR:N	2.21	0.70

Continued on next page...

Continued from previous page...

Atom-1	Atom-2	Interatomic distance (Å)	Clash overlap (Å)
23:DA:882:G:H1	23:DA:894:C:H42	1.38	0.70
26:DE:175:VAL:HG23	26:DE:177:PRO:HD3	1.73	0.70
30:DI:83:ALA:HA	30:DI:89:TYR:CE2	2.27	0.70
1:AA:1444:C:H42	1:AA:1458:G:H1	1.38	0.70
3:AC:70:VAL:HG12	3:AC:71:ALA:H	1.56	0.70
29:BH:154:PRO:HB3	29:BH:163:TYR:CZ	2.27	0.70
1:CA:1237:C:H42	1:CA:1337:G:H1	1.39	0.70
23:DA:1186:G:OP1	56:DA:4637:HOH:O	2.09	0.70
23:DA:2781:A:H5''	23:DA:2782:G:H5'	1.71	0.70
23:BA:2600:A:OP2	56:BA:4426:HOH:O	2.09	0.70
1:CA:222:U:H2'	1:CA:223:U:C6	2.27	0.70
23:DA:531:C:OP1	23:DA:561:G:N2	2.24	0.70
23:DA:2115:G:H4'	23:DA:2167:U:H4'	1.74	0.70
3:CC:134:ILE:HG23	3:CC:151:VAL:HB	1.74	0.70
3:CC:182:ILE:HG12	3:CC:203:PHE:HA	1.73	0.70
24:DB:31:C:O2'	24:DB:53:A:N6	2.24	0.70
1:AA:382:A:H2'	1:AA:383:A:C8	2.26	0.70
1:AA:986:A:H1'	19:AS:55:LYS:HA	1.73	0.70
40:BW:13:SER:HB3	40:BW:16:LYS:HD2	1.72	0.70
1:CA:1231:G:N1	1:CA:1232:U:O2	2.25	0.70
23:DA:2285:C:OP2	50:D6:6:ARG:NH1	2.24	0.70
43:DZ:82:ARG:HB3	43:DZ:82:ARG:HH21	1.56	0.70
3:AC:127:ARG:HB3	3:AC:127:ARG:HH11	1.55	0.70
23:BA:453:C:OP1	56:BA:4578:HOH:O	2.09	0.70
30:BI:1:MET:N	30:BI:21:VAL:O	2.24	0.70
4:CD:57:ARG:HE	4:CD:202:LEU:HD22	1.57	0.70
4:CD:104:VAL:HA	4:CD:107:ARG:HB2	1.73	0.70
23:DA:2130:U:HO2'	23:DA:2133:G:HO2'	1.38	0.70
39:DV:72:VAL:HG13	39:DV:85:LYS:HB3	1.73	0.70
41:DX:56:THR:O	56:DX:101:HOH:O	2.09	0.70
18:AR:35:ARG:NH1	18:AR:35:ARG:HB3	2.07	0.69
2:CB:167:PRO:O	2:CB:171:ALA:N	2.25	0.69
23:DA:1364:G:OP2	45:D1:3:LYS:HG2	1.92	0.69
28:DG:16:ARG:HE	28:DG:31:VAL:HG21	1.57	0.69
1:AA:1131:G:H1	1:AA:1143:G:H21	1.40	0.69
23:BA:2322:A:H61	23:BA:2335:A:H61	1.39	0.69
23:BA:2637:U:H5''	26:BE:82:ARG:HH21	1.57	0.69
23:DA:89:G:H3'	23:DA:90:U:H5''	1.74	0.69
36:DS:10:ARG:HH21	36:DS:91:PRO:HB2	1.57	0.69
23:BA:1997:G:OP2	56:BA:4618:HOH:O	2.10	0.69
23:BA:2781:A:H5''	23:BA:2782:G:H5'	1.74	0.69

Continued on next page...

Continued from previous page...

Atom-1	Atom-2	Interatomic distance (Å)	Clash overlap (Å)
25:BD:17:THR:O	25:BD:211:ARG:NH2	2.23	0.69
4:CD:9:CYS:HA	4:CD:12:CYS:HB2	1.73	0.69
13:CM:86:CYS:O	19:CS:73:GLU:HB3	1.91	0.69
23:DA:842:G:N7	56:DA:4657:HOH:O	2.24	0.69
23:DA:1778:U:OP2	56:DA:4141:HOH:O	2.10	0.69
1:AA:1077:G:N2	1:AA:1080:A:OP2	2.20	0.69
23:BA:517:C:OP1	49:B5:16:ARG:NH2	2.24	0.69
23:BA:1507:A:O2'	23:BA:1508:A:H8	1.74	0.69
1:CA:1161:C:H2'	1:CA:1162:C:C6	2.27	0.69
23:DA:2887:U:H2'	23:DA:2888:C:C6	2.27	0.69
23:BA:29:U:H2'	23:BA:30:G:C8	2.27	0.69
23:BA:278:A:O2'	23:BA:279:C:OP1	2.04	0.69
23:BA:1364:G:OP2	45:B1:3:LYS:HG2	1.91	0.69
23:BA:2306:C:H3'	23:BA:2307:G:C8	2.27	0.69
30:BI:83:ALA:HA	30:BI:89:TYR:CE2	2.27	0.69
43:BZ:110:GLY:HA3	43:BZ:174:VAL:HG11	1.72	0.69
1:CA:1154:G:H2'	1:CA:1155:G:C8	2.28	0.69
1:CA:1442(B):A:N7	37:DT:118:ARG:NH1	2.41	0.69
10:CJ:44:VAL:HG13	10:CJ:66:ARG:HG2	1.75	0.69
23:DA:15:G:OP2	56:DA:4618:HOH:O	2.09	0.69
23:DA:1266:G:O5'	40:DW:15:ARG:NH2	2.24	0.69
23:DA:1380:G:OP2	56:DA:4635:HOH:O	2.09	0.69
1:AA:1225:A:OP1	13:AM:103:THR:N	2.24	0.69
1:AA:1240:U:O4	7:AG:30:ILE:HG22	1.92	0.69
4:AD:104:VAL:HA	4:AD:107:ARG:HB2	1.74	0.69
7:AG:71:PRO:HG3	7:AG:138:LYS:HG3	1.74	0.69
23:BA:956:G:OP2	34:BQ:14:ARG:NH2	2.25	0.69
1:CA:1242:C:O2'	1:CA:1303:C:OP1	2.11	0.69
7:CG:139:GLU:O	7:CG:143:ARG:NE	2.25	0.69
10:CJ:8:LEU:HD13	10:CJ:16:LEU:HG	1.73	0.69
23:DA:1026:U:O2'	23:DA:1027:A:O5'	2.10	0.69
38:DU:92:ARG:HA	38:DU:95:LEU:HB2	1.75	0.69
43:DZ:45:ASP:OD2	43:DZ:49:ARG:NH1	2.25	0.69
1:AA:1246:C:N3	1:AA:1291:G:N2	2.40	0.69
23:BA:1914:C:H2'	23:BA:1915:U:C6	2.28	0.69
42:BY:23:ARG:HG2	42:BY:42:VAL:HG22	1.75	0.69
51:B7:24:THR:HG23	51:B7:27:GLY:H	1.55	0.69
1:CA:405:U:O4	4:CD:2:GLY:N	2.26	0.69
1:CA:1089:G:N2	1:CA:1096:C:N3	2.36	0.69
23:DA:2117:A:H61	23:DA:2166:G:H22	1.37	0.69
28:DG:124:SER:HB2	28:DG:131:TYR:CE1	2.28	0.69

Continued on next page...

Continued from previous page...

Atom-1	Atom-2	Interatomic distance (Å)	Clash overlap (Å)
30:DI:126:TYR:HB2	30:DI:142:VAL:HG23	1.75	0.69
1:AA:1262:C:H42	1:AA:1273:G:H1	1.41	0.69
1:AA:1300:G:O2'	1:AA:1301:U:O5'	2.08	0.69
23:BA:94:C:H5'	23:BA:94(A):G:OP2	1.93	0.69
23:BA:438:G:O6	56:BA:4813:HOH:O	2.09	0.69
23:BA:1359:A:N6	23:BA:1372:U:C4	2.58	0.69
23:BA:2115:G:H4'	23:BA:2167:U:H4'	1.74	0.69
1:CA:1376:U:H5'	7:CG:102:ARG:HH22	1.57	0.69
10:CJ:50:ILE:HD12	10:CJ:50:ILE:H	1.57	0.69
23:DA:587:C:OP2	33:DP:21:ARG:NH2	2.26	0.69
23:DA:1434:A:H61	23:DA:1558:A:N6	1.90	0.69
23:DA:1828:G:OP2	56:DA:3773:HOH:O	2.10	0.69
23:DA:2002:G:O6	56:DA:3873:HOH:O	2.11	0.69
27:DF:53:THR:HG23	27:DF:55:GLY:H	1.57	0.69
1:AA:1222:G:H5''	19:AS:78:ARG:NE	2.08	0.69
1:AA:1459:C:H6	1:AA:1460:A:N7	1.90	0.69
23:BA:392:C:OP1	56:BA:3960:HOH:O	2.11	0.69
23:BA:580:C:H2'	23:BA:581:C:H6	1.57	0.69
23:BA:2588:G:OP1	56:BA:4425:HOH:O	2.10	0.69
1:CA:1460:A:H8	1:CA:1460:A:P	2.15	0.69
3:CC:40:ARG:HA	3:CC:43:LEU:HD12	1.75	0.69
5:CE:50:GLU:HB2	5:CE:53:LEU:HD22	1.74	0.69
15:CO:39:LEU:HB3	15:CO:56:LEU:HD23	1.75	0.69
26:DE:28:ALA:HB3	26:DE:93:VAL:HG12	1.74	0.69
1:AA:724:G:OP2	56:AA:1871:HOH:O	2.09	0.69
1:AA:1073:U:H2'	1:AA:1074:G:C8	2.28	0.69
1:AA:1104:G:O3'	2:AB:111:ARG:NH2	2.26	0.69
1:AA:1123:A:H61	1:AA:1150:U:H3	1.40	0.69
1:AA:1333:A:H3'	1:AA:1334:G:H8	1.59	0.69
11:AK:27:ASN:OD1	11:AK:28:THR:N	2.26	0.69
23:BA:1226:A:OP1	39:BV:84:LYS:NZ	2.25	0.69
1:CA:434:U:H2'	1:CA:435:C:C6	2.27	0.69
3:CC:103:VAL:HG12	3:CC:104:GLN:H	1.58	0.69
23:DA:1495:A:OP2	56:DA:4271:HOH:O	2.11	0.69
23:DA:2322:A:N6	23:DA:2335:A:H61	1.91	0.69
1:AA:377:G:H2'	1:AA:378:G:C8	2.28	0.68
1:AA:1459:C:O3'	1:AA:1460:A:H8	1.76	0.68
23:BA:1266:G:O5'	40:BW:15:ARG:NH2	2.26	0.68
44:B0:53:MET:HG3	44:B0:59:LEU:HD23	1.76	0.68
1:CA:1502:A:H2	1:CA:1505:G:N1	1.92	0.68
33:DP:59:LEU:HD11	52:D8:10:ALA:HB2	1.75	0.68

Continued on next page...

Continued from previous page...

Atom-1	Atom-2	Interatomic distance (Å)	Clash overlap (Å)
1:AA:1259:C:N4	1:AA:1260:C:O2	2.26	0.68
1:CA:426:G:OP1	4:CD:38:TYR:OH	2.12	0.68
1:CA:977:A:N6	1:CA:1224:G:OP1	2.26	0.68
10:CJ:39:PRO:HA	10:CJ:70:ARG:HG2	1.75	0.68
1:CA:952:U:H3	1:CA:1229:A:H61	1.39	0.68
28:DG:106:LEU:HD12	28:DG:110:ALA:HB3	1.75	0.68
43:DZ:33:LEU:HD23	43:DZ:90:VAL:HG21	1.75	0.68
1:AA:244:U:O2	56:AA:1809:HOH:O	2.07	0.68
23:BA:271(V):G:N7	56:BA:4906:HOH:O	2.26	0.68
23:BA:804:A:OP1	56:BA:4505:HOH:O	2.10	0.68
23:BA:1529:G:C6	23:BA:1530:C:N4	2.61	0.68
27:BF:185:ASP:HA	27:BF:188:ARG:HD3	1.75	0.68
28:BG:101:ILE:HD13	48:B4:25:TYR:HB2	1.76	0.68
23:DA:1950:G:OP2	56:DA:3603:HOH:O	2.11	0.68
40:DW:84:ARG:HG3	40:DW:98:LYS:HD2	1.76	0.68
1:AA:434:U:H2'	1:AA:435:C:C6	2.28	0.68
7:AG:48:LYS:O	7:AG:52:GLU:HG2	1.93	0.68
23:BA:2010:G:N7	56:BA:5219:HOH:O	2.27	0.68
2:CB:135:GLN:HA	2:CB:138:LEU:HD12	1.73	0.68
23:DA:2134:A:C2	23:DA:2159:G:H1'	2.28	0.68
23:DA:2760:C:H2'	23:DA:2761:G:H5''	1.74	0.68
23:DA:2773:C:H5''	26:DE:164:ARG:HG2	1.75	0.68
2:AB:135:GLN:HA	2:AB:138:LEU:HD12	1.75	0.68
23:BA:450:G:OP2	56:BA:4582:HOH:O	2.12	0.68
23:BA:975:C:OP2	56:BA:4205:HOH:O	2.10	0.68
23:BA:1250:G:N7	33:BP:18:ARG:NH2	2.42	0.68
30:BI:93:THR:HG23	30:BI:96:ASP:H	1.58	0.68
1:CA:223:U:H2'	1:CA:224:C:H6	1.58	0.68
1:CA:1002:G:H22	1:CA:1039:C:H1'	1.58	0.68
23:DA:248:G:OP1	56:DA:4076:HOH:O	2.10	0.68
23:BA:379:G:O6	56:BA:4400:HOH:O	2.11	0.68
23:BA:2786:U:O2'	26:BE:62:PRO:O	2.07	0.68
1:CA:975:A:O3'	1:CA:1358:U:O2'	2.12	0.68
1:CA:1238:A:N1	1:CA:1241:G:N2	2.33	0.68
7:CG:66:VAL:HG22	7:CG:100:ALA:HB1	1.74	0.68
24:DB:48:A:H4'	36:DS:95:HIS:HD2	1.58	0.68
27:DF:7:TYR:H	27:DF:22:ALA:HB3	1.59	0.68
1:AA:1004:A:H61	1:AA:1034:G:H2'	1.58	0.68
49:B5:16:ARG:NH1	49:B5:17:ASP:OD1	2.26	0.68
50:B6:13:CYS:SG	50:B6:47:THR:HG21	2.33	0.68
1:CA:1444:C:N4	1:CA:1458:G:H1	1.92	0.68

Continued on next page...

Continued from previous page...

Atom-1	Atom-2	Interatomic distance (Å)	Clash overlap (Å)
5:CE:80:ILE:HG13	5:CE:91:LEU:HB2	1.76	0.68
18:CR:35:ARG:NH1	18:CR:35:ARG:HB3	2.09	0.68
23:DA:1120:G:O6	56:DA:4641:HOH:O	2.08	0.68
27:DF:185:ASP:HA	27:DF:188:ARG:HD3	1.75	0.68
40:DW:18:ARG:HG3	40:DW:76:VAL:HB	1.75	0.68
47:D3:23:LEU:HD13	47:D3:50:VAL:HG11	1.75	0.68
1:AA:768:A:OP2	56:AA:1910:HOH:O	2.12	0.68
2:AB:222:ILE:O	2:AB:226:ARG:HG2	1.92	0.68
23:BA:271(I):G:N2	23:BA:271(O):C:N3	2.38	0.68
23:BA:1157:G:OP1	56:BA:4196:HOH:O	2.12	0.68
23:BA:1484:G:N7	56:BA:4165:HOH:O	2.26	0.68
1:CA:959:A:H61	19:CS:78:ARG:HA	1.59	0.68
1:CA:1459:C:C3'	1:CA:1460:A:N7	2.52	0.68
3:CC:20:SER:HB3	3:CC:22:TRP:NE1	2.08	0.68
23:DA:1355:G:O6	56:DA:4120:HOH:O	2.10	0.68
1:AA:1366:C:O2'	10:AJ:60:ARG:NH1	2.27	0.68
23:BA:2712(A):A:H5''	23:BA:2713:A:OP2	1.93	0.68
23:BA:2833:G:H3'	23:BA:2834:G:H5'	1.75	0.68
23:DA:1763:G:H4'	23:DA:1763:G:OP1	1.94	0.68
17:AQ:6:LEU:HD23	17:AQ:23:VAL:HG11	1.74	0.67
23:BA:821:A:N1	56:BA:5237:HOH:O	2.27	0.67
23:BA:1352:U:OP2	56:BA:3914:HOH:O	2.12	0.67
1:CA:1165:C:H42	1:CA:1171:G:H1	1.40	0.67
25:DD:108:PRO:HB3	25:DD:143:HIS:CE1	2.29	0.67
39:DV:35:LEU:HB2	39:DV:57:VAL:HG13	1.74	0.67
1:AA:1249:C:H42	1:AA:1287:A:H3'	1.59	0.67
13:AM:91:ARG:O	13:AM:110:ARG:NH1	2.28	0.67
1:CA:73:G:H1	1:CA:96:U:H3	1.41	0.67
1:CA:1150:U:O4	1:CA:1151:A:N6	2.27	0.67
23:DA:1670:C:H5''	56:DA:3807:HOH:O	1.95	0.67
23:DA:2206:G:H5'	23:DA:2207:G:C5	2.29	0.67
1:AA:22:G:O6	56:AA:1983:HOH:O	2.09	0.67
1:AA:1224:G:O6	1:AA:1363:C:N3	2.27	0.67
1:AA:1226:C:C4	13:AM:104:ARG:HA	2.30	0.67
2:CB:157:ARG:NH2	2:CB:160:ASP:OD1	2.23	0.67
4:CD:133:VAL:HG11	4:CD:138:TYR:HD1	1.58	0.67
23:DA:1529:G:C6	23:DA:1530:C:N4	2.61	0.67
1:AA:59:A:H5''	1:AA:60:A:H5''	1.75	0.67
1:AA:316:G:OP2	1:AA:351:G:O2'	2.12	0.67
10:AJ:16:LEU:HD13	10:AJ:70:ARG:HG2	1.77	0.67
23:BA:271(F):C:H2'	23:BA:271(G):C:H6	1.59	0.67

Continued on next page...

Continued from previous page...

Atom-1	Atom-2	Interatomic distance (Å)	Clash overlap (Å)
36:BS:11:LYS:HG3	36:BS:91:PRO:HD3	1.75	0.67
37:BT:118:ARG:HA	37:BT:118:ARG:CZ	2.25	0.67
1:CA:1158:C:N3	1:CA:1181:G:N2	2.42	0.67
23:BA:885:C:C5	23:BA:890:A:N6	2.61	0.67
23:BA:2336:A:H61	44:B0:43:THR:HG22	1.60	0.67
5:CE:57:LYS:HG2	5:CE:61:TYR:CE2	2.30	0.67
23:DA:1045:A:H2'	23:DA:1045:A:N3	2.08	0.67
1:AA:1316:G:H22	1:AA:1319:A:H5''	1.58	0.67
4:AD:30:LYS:HA	4:AD:35:ARG:HD2	1.76	0.67
9:AI:118:LYS:O	9:AI:120:ARG:N	2.27	0.67
23:BA:620:G:N3	23:BA:620:G:H5''	2.10	0.67
23:BA:1403:C:H5''	23:BA:1471:A:H1'	1.77	0.67
23:BA:2249:U:O2'	56:BA:4487:HOH:O	2.13	0.67
1:CA:548:G:OP1	56:CA:1988:HOH:O	2.13	0.67
7:CG:142:GLU:HB3	7:CG:143:ARG:HH21	1.60	0.67
23:DA:2322:A:H61	23:DA:2335:A:H61	1.43	0.67
35:DR:11:ASN:ND2	56:DR:302:HOH:O	2.27	0.67
1:AA:1109:C:P	3:AC:176:HIS:HD1	2.17	0.67
23:BA:271(M):G:OP2	30:BI:57:ARG:NH2	2.28	0.67
2:CB:222:ILE:O	2:CB:226:ARG:HG2	1.94	0.67
3:CC:36:ASP:O	3:CC:39:ILE:HB	1.94	0.67
23:DA:27:G:O2'	23:DA:28:A:OP2	2.09	0.67
23:DA:2431:U:O4	56:DA:3998:HOH:O	2.10	0.67
23:DA:2519:U:OP2	56:DA:4292:HOH:O	2.13	0.67
1:AA:973:G:H3'	1:AA:974:A:H5''	1.77	0.67
16:AP:49:LEU:HD11	16:AP:51:VAL:HG23	1.76	0.67
23:BA:885:C:OP1	23:BA:885:C:H4'	1.92	0.67
29:BH:86:GLU:OE2	29:BH:132:ARG:NH1	2.28	0.67
1:CA:1144:G:H21	1:CA:1146:A:N6	1.92	0.67
1:CA:1309:G:OP1	13:CM:92:HIS:NE2	2.28	0.67
3:CC:11:ARG:HH11	3:CC:11:ARG:HB2	1.59	0.67
23:DA:1014:U:H2'	23:DA:1015:G:H8	1.60	0.67
1:AA:1010:G:N2	1:AA:1019:C:N3	2.40	0.67
1:AA:1157:A:H61	1:AA:1178:G:H1'	1.58	0.67
1:AA:1372:U:H5''	9:AI:71:SER:HB3	1.77	0.67
1:AA:1442(A):G:N3	1:AA:1442(B):A:H2'	2.10	0.67
8:AH:29:SER:HB3	8:AH:32:LYS:HG3	1.76	0.67
23:BA:2243:U:H2'	23:BA:2244:U:C6	2.30	0.67
1:CA:330:C:O2	56:CA:1861:HOH:O	2.11	0.67
1:CA:1030(A):G:O2'	1:CA:1030(C):G:N7	2.27	0.67
1:CA:1351:U:H2'	1:CA:1352:C:H6	1.60	0.67

Continued on next page...

Continued from previous page...

Atom-1	Atom-2	Interatomic distance (Å)	Clash overlap (Å)
23:DA:2427:C:OP2	56:DA:4447:HOH:O	2.12	0.67
48:D4:42:PHE:CB	48:D4:43:TYR:HB2	2.25	0.67
1:AA:401:C:OP1	4:AD:73:ARG:NH2	2.27	0.67
4:AD:133:VAL:HG11	4:AD:138:TYR:HD1	1.60	0.67
23:BA:1186:G:OP2	56:BA:4518:HOH:O	2.11	0.67
23:DA:365:C:OP2	56:DA:4247:HOH:O	2.12	0.67
23:DA:1351:C:OP2	56:DA:3930:HOH:O	2.12	0.67
23:DA:2199:A:H3'	23:DA:2200:C:H6	1.58	0.67
25:DD:71:ASP:HB3	25:DD:103:ARG:HH22	1.60	0.67
45:D1:50:ARG:HG2	45:D1:59:THR:HG22	1.76	0.67
1:AA:1007:C:H42	1:AA:1022:G:H1	0.74	0.66
10:AJ:16:LEU:O	10:AJ:20:ALA:N	2.26	0.66
23:BA:2134:A:C2	23:BA:2159:G:H1'	2.30	0.66
3:CC:32:LEU:HD11	3:CC:59:ARG:HD2	1.76	0.66
3:CC:157:ILE:O	3:CC:164:ARG:NH2	2.28	0.66
23:DA:856:C:H5'	44:D0:27:GLU:OE2	1.94	0.66
44:D0:53:MET:HG3	44:D0:59:LEU:HD23	1.77	0.66
1:AA:605:U:H2'	1:AA:606:G:C8	2.29	0.66
5:AE:71:LEU:HD11	5:AE:74:GLY:H	1.60	0.66
23:BA:862:G:OP2	56:BA:4352:HOH:O	2.13	0.66
28:BG:138:GLN:HG3	28:BG:144:ILE:HG21	1.75	0.66
1:CA:425:G:O3'	4:CD:45:GLN:NE2	2.28	0.66
1:CA:1084:G:H21	1:CA:1102:A:N6	1.93	0.66
23:DA:1132:A:OP2	56:DA:3690:HOH:O	2.13	0.66
1:AA:142:G:H2'	1:AA:143:A:H8	1.59	0.66
1:AA:1121:U:H3	1:AA:1152:A:N6	1.93	0.66
9:AI:46:ALA:HB1	9:AI:77:ILE:HB	1.77	0.66
23:BA:587:C:OP2	33:BP:21:ARG:NH2	2.28	0.66
23:BA:1434:A:H61	23:BA:1558:A:N6	1.93	0.66
27:BF:7:TYR:H	27:BF:22:ALA:HB3	1.60	0.66
40:BW:4:LYS:HB2	40:BW:106:ILE:HG12	1.77	0.66
1:CA:976:G:P	14:CN:32:SER:H	2.19	0.66
23:DA:2022:U:OP1	56:DA:3884:HOH:O	2.13	0.66
1:AA:1268:A:H4'	21:AU:20:LYS:HA	1.78	0.66
1:AA:1299:A:H4'	1:AA:1300:G:OP1	1.95	0.66
9:AI:7:THR:H	9:AI:83:ARG:HD3	1.60	0.66
23:BA:105:C:OP1	56:BA:3776:HOH:O	2.13	0.66
23:BA:885:C:C2	23:BA:886:C:H1'	2.31	0.66
31:BN:47:ALA:HB2	31:BN:112:LEU:HD11	1.76	0.66
37:BT:24:PRO:HA	37:BT:49:VAL:HG22	1.75	0.66
1:CA:1297:C:H4'	1:CA:1298:C:H5'	1.76	0.66

Continued on next page...

Continued from previous page...

Atom-1	Atom-2	Interatomic distance (Å)	Clash overlap (Å)
1:CA:1435:G:H2'	1:CA:1436:U:C6	2.30	0.66
15:CO:8:LYS:HG2	15:CO:12:ILE:HD11	1.78	0.66
26:DE:47:VAL:HG11	26:DE:86:PRO:HD2	1.77	0.66
42:DY:9:LYS:NZ	42:DY:28:LYS:O	2.28	0.66
1:AA:1225:A:H2'	1:AA:1225:A:N3	2.09	0.66
1:AA:1457:G:C4	1:AA:1458:G:N7	2.63	0.66
2:AB:87:ARG:HH21	2:AB:233:SER:H	1.42	0.66
16:AP:28:ARG:HG2	16:AP:28:ARG:HH11	1.61	0.66
23:BA:1026:U:O2'	23:BA:1027:A:O5'	2.13	0.66
23:BA:1265:A:OP2	56:BA:4992:HOH:O	2.12	0.66
1:CA:382:A:H2'	1:CA:383:A:C8	2.30	0.66
1:CA:1067:A:N3	1:CA:1068:G:H1'	2.11	0.66
1:CA:1231:G:C2	1:CA:1232:U:H1'	2.31	0.66
1:CA:1381:U:H3'	1:CA:1382:C:H6	1.61	0.66
3:CC:156:ARG:NE	3:CC:161:GLU:OE2	2.28	0.66
15:CO:70:LEU:HG	15:CO:78:TYR:HB2	1.77	0.66
23:DA:512:G:N7	56:DA:3836:HOH:O	2.29	0.66
23:DA:674:G:H1'	27:DF:74:ARG:HD3	1.78	0.66
9:AI:65:VAL:O	9:AI:73:GLN:NE2	2.28	0.66
10:AJ:31:GLY:HA3	10:AJ:78:ASN:CB	2.25	0.66
23:BA:2318:G:N2	36:BS:3:ARG:HD3	2.10	0.66
24:BB:66:A:H61	24:BB:109:C:H5'	1.60	0.66
39:BV:35:LEU:HB2	39:BV:57:VAL:HG13	1.77	0.66
1:CA:365:U:H5''	1:CA:366:C:OP1	1.95	0.66
4:CD:32:ALA:HA	4:CD:35:ARG:HB2	1.77	0.66
15:CO:3:ILE:HD13	15:CO:3:ILE:H	1.61	0.66
22:CX:4:ASN:HB2	22:CX:38:TYR:HA	1.78	0.66
23:DA:2130:U:O2'	23:DA:2133:G:O2'	2.10	0.66
31:DN:15:LEU:HB2	31:DN:135:PRO:HB2	1.77	0.66
1:AA:242:C:OP1	56:AA:1818:HOH:O	2.12	0.66
1:AA:1417:G:O6	56:AA:1843:HOH:O	2.12	0.66
23:BA:1171:G:O2'	23:BA:1173:G:OP2	2.06	0.66
23:BA:1379:A:H4'	23:BA:1380:G:OP2	1.95	0.66
23:BA:1561:G:OP2	56:BA:4362:HOH:O	2.14	0.66
1:CA:171:A:H2'	1:CA:172:A:C8	2.29	0.66
1:CA:1046:A:H3'	1:CA:1047:G:H8	1.60	0.66
1:CA:1073:U:H2'	1:CA:1074:G:C8	2.29	0.66
4:CD:157:LEU:O	4:CD:161:ASN:ND2	2.20	0.66
19:CS:46:GLY:N	19:CS:62:ILE:O	2.28	0.66
23:DA:1970:A:H4'	56:DA:4210:HOH:O	1.95	0.66
23:DA:2786:U:O2'	26:DE:62:PRO:O	2.07	0.66

Continued on next page...

Continued from previous page...

Atom-1	Atom-2	Interatomic distance (Å)	Clash overlap (Å)
1:AA:1378:C:H1'	1:AA:1379:G:O5'	1.95	0.66
5:AE:57:LYS:HG2	5:AE:61:TYR:CE2	2.30	0.66
23:BA:1778:U:H2'	23:BA:1784:A:N6	2.10	0.66
28:BG:122:PRO:HG3	28:BG:180:PHE:HB3	1.78	0.66
1:CA:1112:C:N3	3:CC:178:LEU:HB2	2.10	0.66
1:CA:1457:G:C4	1:CA:1458:G:N7	2.64	0.66
1:CA:1457:G:N3	1:CA:1458:G:C8	2.63	0.66
20:CT:10:LEU:HD21	20:CT:12:ALA:HB3	1.76	0.66
23:DA:1315:C:OP2	56:DA:3783:HOH:O	2.14	0.66
1:AA:186:C:H2'	1:AA:187:C:C6	2.31	0.66
1:AA:1304:G:N2	1:AA:1332:A:OP2	2.28	0.66
1:AA:1377:A:H3'	1:AA:1377:A:C8	2.31	0.66
1:AA:1459:C:C6	1:AA:1460:A:N7	2.64	0.66
23:BA:563:G:OP2	56:BA:4466:HOH:O	2.14	0.66
23:BA:631:A:OP2	52:B8:47:LYS:NZ	2.22	0.66
23:BA:2705:A:OP2	56:BA:4854:HOH:O	2.13	0.66
29:DH:86:GLU:OE2	29:DH:132:ARG:NH1	2.29	0.66
1:AA:662:G:O2'	1:AA:836:G:OP1	2.13	0.66
1:AA:1285:A:H4'	1:AA:1286:A:O5'	1.95	0.66
1:AA:1441:G:H21	1:AA:1459:C:H5	1.43	0.66
4:AD:32:ALA:HA	4:AD:35:ARG:HB2	1.77	0.66
11:AK:41:THR:HG21	11:AK:71:LYS:HD2	1.78	0.66
23:BA:1016:G:N7	56:BA:5119:HOH:O	2.28	0.66
1:CA:1106:G:H5''	3:CC:172:ARG:HD3	1.77	0.66
23:DA:123:G:OP1	56:DA:3622:HOH:O	2.13	0.66
1:AA:1120:G:N2	1:AA:1154:G:H1'	2.11	0.65
1:AA:1296:C:OP2	1:AA:1297:C:N4	2.27	0.65
21:AU:15:ARG:HG3	21:AU:17:THR:HG23	1.79	0.65
34:BQ:54:MET:HE3	34:BQ:64:ILE:HD13	1.77	0.65
36:BS:10:ARG:HH21	36:BS:91:PRO:HB2	1.60	0.65
23:DA:552:G:O6	56:DA:4483:HOH:O	2.13	0.65
23:DA:910:A:C5	34:DQ:13:GLN:HG3	2.31	0.65
23:DA:1405:U:H2'	23:DA:1406:U:C6	2.30	0.65
37:DT:56:GLY:O	37:DT:59:THR:HG22	1.95	0.65
1:AA:41:G:H2'	1:AA:42:G:C8	2.30	0.65
1:AA:174:C:H2'	1:AA:175:C:H6	1.61	0.65
1:AA:243:A:H4'	1:AA:244:U:O5'	1.97	0.65
4:AD:155:LEU:HB3	4:AD:158:ILE:HB	1.79	0.65
5:AE:50:GLU:HB2	5:AE:53:LEU:HD22	1.76	0.65
23:BA:376:C:OP2	56:BA:3961:HOH:O	2.13	0.65
1:CA:1211:U:H4'	1:CA:1212:U:OP2	1.96	0.65

Continued on next page...

Continued from previous page...

Atom-1	Atom-2	Interatomic distance (Å)	Clash overlap (Å)
1:CA:1245:A:H61	1:CA:1292:U:H3	1.43	0.65
17:CQ:6:LEU:HD23	17:CQ:23:VAL:HG11	1.77	0.65
21:CU:17:THR:OG1	21:CU:18:TYR:N	2.29	0.65
23:DA:688:U:O4	56:DA:3974:HOH:O	2.11	0.65
1:AA:1128:C:H5'	9:AI:16:ARG:NH2	2.11	0.65
1:AA:1502:A:H2	1:AA:1505:G:H1	1.42	0.65
23:BA:639:U:H2'	23:BA:640:C:C6	2.32	0.65
23:BA:856:C:H5'	44:B0:27:GLU:OE2	1.96	0.65
23:BA:2319:G:N2	36:BS:3:ARG:HD2	2.11	0.65
47:B3:23:LEU:HD13	47:B3:50:VAL:HG11	1.78	0.65
1:CA:1332:A:H2'	1:CA:1333:A:C8	2.31	0.65
5:CE:12:LEU:HB3	5:CE:31:LEU:HB3	1.78	0.65
23:DA:154(A):C:N4	23:DA:171:G:N1	2.45	0.65
23:DA:1838:C:O2'	56:DA:4310:HOH:O	2.13	0.65
1:AA:1120:G:H22	1:AA:1154:G:H1'	1.60	0.65
1:AA:1221:G:H5'	19:AS:36:ARG:HD3	1.79	0.65
15:AO:16:ALA:HB1	15:AO:21:ASP:HB3	1.78	0.65
21:AU:12:LYS:HE3	21:AU:19:GLY:HA3	1.79	0.65
23:BA:2533:A:OP2	56:BA:5056:HOH:O	2.14	0.65
23:BA:2712:U:O2'	23:BA:2712(A):A:OP2	2.14	0.65
37:BT:60:THR:HG22	37:BT:77:PRO:HA	1.79	0.65
51:B7:34:ARG:NH1	51:B7:41:ARG:O	2.30	0.65
1:CA:1028:C:N3	1:CA:1033:G:C6	2.65	0.65
1:CA:1078:U:H1'	5:CE:130:ASN:HD21	1.61	0.65
1:CA:1258:G:H2'	1:CA:1259:C:C6	2.32	0.65
1:CA:1306:A:H3'	1:CA:1307:U:H6	1.62	0.65
22:CX:17:ARG:HA	22:CX:20:VAL:HG12	1.78	0.65
23:DA:1423:G:H2'	23:DA:1424:G:H8	1.62	0.65
26:DE:11:MET:HG2	26:DE:24:THR:HB	1.79	0.65
28:DG:11:TYR:CE2	28:DG:16:ARG:HD3	2.31	0.65
1:AA:166:G:H2'	1:AA:167:G:C8	2.31	0.65
1:AA:974:A:H8	1:AA:974:A:OP1	1.80	0.65
1:AA:1218:C:H2'	1:AA:1219:U:C6	2.32	0.65
11:AK:13:GLN:N	11:AK:75:TYR:O	2.28	0.65
23:BA:504:U:OP2	56:BA:4934:HOH:O	2.13	0.65
23:BA:606:U:H4'	23:BA:658:C:H4'	1.79	0.65
23:BA:1423:G:H2'	23:BA:1424:G:H8	1.62	0.65
28:BG:11:TYR:CE2	28:BG:16:ARG:HD3	2.31	0.65
2:CB:115:LEU:HD13	2:CB:145:LEU:HB3	1.78	0.65
5:CE:43:LEU:O	5:CE:65:ASN:ND2	2.30	0.65
21:CU:10:ARG:HA	21:CU:10:ARG:HE	1.61	0.65

Continued on next page...

Continued from previous page...

Atom-1	Atom-2	Interatomic distance (Å)	Clash overlap (Å)
25:DD:118:VAL:H	25:DD:129:ASN:ND2	1.94	0.65
1:AA:324:G:OP1	20:AT:70:SER:HB2	1.96	0.65
1:AA:1435:G:H2'	1:AA:1436:U:C6	2.31	0.65
37:BT:64:ARG:NH1	37:BT:103:ARG:HA	2.11	0.65
43:BZ:45:ASP:OD2	43:BZ:49:ARG:NH1	2.29	0.65
1:CA:1015:A:N3	1:CA:1218:C:O2'	2.27	0.65
1:CA:1377:A:H2'	7:CG:7:ALA:CB	2.27	0.65
4:CD:108:LEU:HD11	4:CD:174:LEU:HD22	1.79	0.65
7:CG:43:PHE:HD1	7:CG:46:ALA:HB3	1.61	0.65
23:DA:71:A:H2	41:DX:31:HIS:CE1	2.15	0.65
23:DA:301:G:OP2	42:DY:84:ARG:NH2	2.29	0.65
23:DA:1352:U:OP2	56:DA:3932:HOH:O	2.14	0.65
32:DO:25:LEU:HD21	32:DO:40:VAL:HG23	1.79	0.65
51:D7:24:THR:HG23	51:D7:27:GLY:H	1.61	0.65
1:AA:1443:G:O6	1:AA:1459:C:H1'	1.96	0.65
23:BA:1587:A:H2'	23:BA:1588:C:C6	2.31	0.65
23:BA:2887:U:H2'	23:BA:2888:C:C6	2.32	0.65
1:CA:186:C:H2'	1:CA:187:C:C6	2.32	0.65
23:DA:1379:A:H4'	23:DA:1380:G:OP2	1.95	0.65
23:DA:2319:G:N2	36:DS:3:ARG:HD2	2.11	0.65
23:BA:154(A):C:N4	23:BA:171:G:N1	2.44	0.65
1:CA:1373:G:H5'	7:CG:36:LYS:HG3	1.79	0.65
23:DA:1914:C:H2'	23:DA:1915:U:H6	1.61	0.65
28:DG:122:PRO:HG3	28:DG:180:PHE:HB3	1.79	0.65
1:AA:1003:G:N2	1:AA:1037:C:C2	2.64	0.65
1:AA:1442(A):G:C2	1:AA:1442(B):A:H2'	2.32	0.65
1:AA:1460:A:H8	1:AA:1460:A:P	2.19	0.65
23:BA:1833:U:H2'	23:BA:1834:U:H6	1.60	0.65
1:CA:1500:A:OP1	56:CA:2021:HOH:O	2.15	0.65
1:CA:1502:A:H2	1:CA:1505:G:H1	1.42	0.65
5:CE:71:LEU:HD11	5:CE:74:GLY:H	1.62	0.65
23:DA:252:G:OP2	33:DP:50:ARG:NH1	2.30	0.65
23:DA:484:C:H2'	23:DA:485:C:C6	2.32	0.65
23:DA:2322:A:N6	23:DA:2335:A:N6	2.44	0.65
1:AA:559:A:OP1	5:AE:126:ARG:NH2	2.25	0.65
1:AA:1502:A:H2	1:AA:1505:G:N1	1.94	0.65
9:AI:8:GLY:HA3	9:AI:76:ALA:HB1	1.78	0.65
22:AX:87:LYS:O	22:AX:91:LYS:HG3	1.97	0.65
23:BA:696:G:N7	56:BA:5334:HOH:O	2.29	0.65
23:BA:1174:A:H5'	23:BA:1177:A:H62	1.61	0.65
23:BA:1560:G:OP1	56:BA:4362:HOH:O	2.13	0.65

Continued on next page...

Continued from previous page...

Atom-1	Atom-2	Interatomic distance (Å)	Clash overlap (Å)
4:CD:20:TYR:HA	4:CD:26:CYS:SG	2.36	0.65
23:DA:639:U:H2'	23:DA:640:C:C6	2.32	0.65
23:DA:1359:A:N6	23:DA:1372:U:C4	2.63	0.65
30:DI:120:ILE:HG21	30:DI:126:TYR:CE1	2.31	0.65
1:AA:382:A:H2'	1:AA:383:A:H8	1.61	0.64
1:AA:1221:G:OP1	1:AA:1320:C:N4	2.30	0.64
1:AA:1378:C:O2'	1:AA:1379:G:H8	1.80	0.64
14:AN:29:ARG:HD2	14:AN:31:ARG:HB2	1.78	0.64
21:AU:13:ILE:HA	21:AU:22:ARG:NH1	2.12	0.64
23:BA:314:A:N6	56:BA:5256:HOH:O	2.21	0.64
23:BA:886:C:H2'	23:BA:889:C:H41	1.62	0.64
23:BA:1174:A:H4'	23:BA:1175:U:OP1	1.97	0.64
23:BA:2721:A:OP2	56:BA:4075:HOH:O	2.14	0.64
1:CA:996:A:H2'	1:CA:997:U:C6	2.32	0.64
23:DA:250:G:OP2	52:D8:13:ARG:NH2	2.29	0.64
23:DA:2122:U:H2'	23:DA:2123:G:C8	2.32	0.64
23:DA:2305:A:H5''	28:DG:134:GLY:HA3	1.79	0.64
26:DE:112:GLY:O	26:DE:159:HIS:HA	1.97	0.64
40:DW:4:LYS:HB2	40:DW:106:ILE:HG12	1.79	0.64
1:AA:1458:G:C2	1:AA:1459:C:O4'	2.50	0.64
27:BF:53:THR:HG23	27:BF:55:GLY:H	1.62	0.64
42:BY:23:ARG:HB2	42:BY:23:ARG:HH11	1.61	0.64
1:CA:1128:C:H4'	9:CI:16:ARG:HH22	1.62	0.64
1:CA:1142:G:C6	1:CA:1143:G:H1'	2.32	0.64
14:CN:24:CYS:SG	14:CN:27:CYS:N	2.70	0.64
49:D5:16:ARG:NH1	49:D5:17:ASP:OD1	2.31	0.64
1:AA:1030(A):G:H2'	1:AA:1030(C):G:OP2	1.96	0.64
1:AA:1128:C:H1'	1:AA:1146:A:H61	1.61	0.64
5:AE:43:LEU:O	5:AE:65:ASN:ND2	2.30	0.64
9:AI:27:THR:HB	9:AI:62:TYR:HA	1.80	0.64
17:AQ:67:LYS:HA	17:AQ:70:ARG:HH12	1.62	0.64
23:BA:2305:A:H5''	28:BG:134:GLY:HA3	1.80	0.64
1:CA:538:G:OP2	12:CL:115:LYS:HB2	1.97	0.64
1:CA:1210:C:H3'	1:CA:1211:U:H5''	1.80	0.64
23:DA:96:G:H4'	46:D2:48:HIS:CD2	2.31	0.64
27:DF:129:PHE:CD2	27:DF:163:VAL:HG21	2.32	0.64
34:DQ:111:GLU:OE1	34:DQ:133:ARG:NH2	2.30	0.64
35:DR:117:VAL:HG12	35:DR:118:GLU:H	1.62	0.64
41:DX:27:THR:HG23	41:DX:80:ILE:HG13	1.79	0.64
1:AA:1243:C:N4	1:AA:1294:G:H1	1.95	0.64
1:AA:1444:C:N4	1:AA:1458:G:H1	1.95	0.64

Continued on next page...

Continued from previous page...

Atom-1	Atom-2	Interatomic distance (Å)	Clash overlap (Å)
12:AL:27:LEU:O	12:AL:29:GLY:N	2.31	0.64
23:BA:459:U:H5''	51:B7:40:TRP:CD2	2.33	0.64
23:BA:674:G:H1'	27:BF:74:ARG:HD3	1.78	0.64
23:BA:2526:G:H21	53:B9:2:LYS:HG2	1.63	0.64
48:B4:16:CYS:SG	48:B4:20:ASN:HB3	2.38	0.64
1:CA:1111:A:N1	3:CC:177:THR:HG23	2.12	0.64
9:CI:22:GLY:HA3	9:CI:60:ASP:HB2	1.79	0.64
23:DA:816:C:OP2	56:DA:4440:HOH:O	2.14	0.64
23:DA:1778:U:H2'	23:DA:1784:A:N6	2.12	0.64
38:DU:76:TYR:HH	38:DU:92:ARG:HH11	1.43	0.64
1:AA:41:G:H2'	1:AA:42:G:H8	1.62	0.64
1:AA:946:A:H2'	1:AA:947:G:C8	2.33	0.64
1:AA:1444:C:N4	1:AA:1459:C:O2	2.30	0.64
2:AB:157:ARG:NH2	2:AB:160:ASP:OD1	2.21	0.64
23:BA:2322:A:N6	23:BA:2335:A:N6	2.42	0.64
26:BE:28:ALA:HB3	26:BE:93:VAL:HG12	1.78	0.64
38:BU:44:ASN:ND2	39:BV:75:PHE:O	2.24	0.64
40:BW:18:ARG:HG3	40:BW:76:VAL:HB	1.80	0.64
3:CC:54:ARG:HH11	3:CC:56:ASP:HB2	1.63	0.64
11:CK:41:THR:HG21	11:CK:71:LYS:HD2	1.79	0.64
14:CN:7:ILE:HG22	14:CN:23:ARG:NE	2.12	0.64
23:DA:910:A:H62	34:DQ:12:GLN:HA	1.61	0.64
23:DA:1429:G:H2'	23:DA:1430:C:C6	2.32	0.64
23:DA:2637:U:H5''	26:DE:82:ARG:HH21	1.62	0.64
27:DF:116:ASP:OD1	27:DF:119:ARG:NH2	2.31	0.64
30:DI:83:ALA:HB2	30:DI:88:ILE:HA	1.77	0.64
33:DP:50:ARG:HD3	52:D8:7:HIS:CD2	2.32	0.64
36:DS:14:VAL:O	36:DS:18:ILE:HG12	1.97	0.64
1:AA:1142:G:C6	1:AA:1143:G:H1'	2.33	0.64
7:AG:99:LEU:HA	7:AG:102:ARG:NH2	2.13	0.64
23:BA:90:U:H2'	23:BA:92:A:C8	2.32	0.64
23:BA:492:A:OP2	56:BA:4859:HOH:O	2.15	0.64
23:BA:1176:G:H1'	23:BA:1177:A:OP1	1.96	0.64
23:BA:2808:U:H5'	23:BA:2891:G:O6	1.97	0.64
25:BD:71:ASP:HB3	25:BD:103:ARG:HH22	1.63	0.64
36:BS:58:LEU:HB2	36:BS:59:LYS:HB2	1.78	0.64
2:CB:87:ARG:HD2	2:CB:219:VAL:HG11	1.77	0.64
23:DA:188:G:H1	23:DA:208:C:H42	1.44	0.64
23:DA:526:A:OP1	56:DA:4533:HOH:O	2.15	0.64
23:DA:1210:A:H5''	23:DA:1210:A:H8	1.62	0.64
28:DG:101:ILE:HD13	48:D4:25:TYR:HB2	1.80	0.64

Continued on next page...

Continued from previous page...

Atom-1	Atom-2	Interatomic distance (Å)	Clash overlap (Å)
1:AA:102:G:H2'	1:AA:103:C:H6	1.60	0.64
1:AA:814:A:H2'	1:AA:816:A:H5''	1.78	0.64
14:AN:29:ARG:HG3	14:AN:31:ARG:H	1.63	0.64
23:BA:787:U:OP1	56:BA:4569:HOH:O	2.15	0.64
23:BA:2492:U:H2'	23:BA:2493:U:C6	2.32	0.64
1:CA:1181:G:H4'	1:CA:1184:G:H5'	1.78	0.64
1:CA:1381:U:H3'	1:CA:1382:C:C6	2.33	0.64
23:DA:8:A:OP1	31:DN:121:LYS:NZ	2.30	0.64
23:DA:1786:A:H1'	23:DA:1938:A:N6	2.13	0.64
23:DA:2833:G:H3'	23:DA:2834:G:H5'	1.79	0.64
15:AO:70:LEU:HG	15:AO:78:TYR:HB2	1.80	0.64
20:AT:63:ILE:HD12	20:AT:81:LYS:HG2	1.79	0.64
23:BA:1176:G:H21	23:BA:1178:C:P	2.21	0.64
33:BP:25:SER:O	56:BP:304:HOH:O	2.15	0.64
1:CA:59:A:H5''	1:CA:60:A:H5''	1.80	0.64
23:DA:467:G:OP1	51:D7:33:ARG:NH1	2.31	0.64
23:DA:1650:G:O6	56:DA:4754:HOH:O	2.11	0.64
3:AC:137:ALA:O	3:AC:140:ARG:HB3	1.96	0.64
23:BA:271(J):C:O2'	23:BA:271(K):U:H5'	1.98	0.64
23:BA:2122:U:H2'	23:BA:2123:G:C8	2.32	0.64
27:BF:123:LEU:HD13	27:BF:192:LEU:HD13	1.80	0.64
30:BI:12:LEU:HD22	30:BI:19:VAL:HG21	1.79	0.64
11:CK:73:MET:HG3	11:CK:103:LEU:HD21	1.80	0.64
45:D1:3:LYS:HB2	45:D1:61:ARG:HH11	1.63	0.64
1:AA:49:U:O4	1:AA:365:U:H5	1.81	0.64
1:AA:1144:G:H21	1:AA:1146:A:N6	1.96	0.64
1:AA:1457:G:N3	1:AA:1458:G:C8	2.66	0.64
23:BA:89:G:H3'	23:BA:90:U:H5''	1.79	0.64
23:BA:1288:U:C2	23:BA:1327:C:O2	2.51	0.64
23:BA:2206:G:O2'	23:BA:2207:G:OP1	2.13	0.64
25:BD:142:VAL:HG23	25:BD:193:VAL:HA	1.79	0.64
26:BE:128:SER:OG	26:BE:129:HIS:N	2.27	0.64
1:CA:1130:A:N6	1:CA:1144:G:H1'	2.11	0.64
1:CA:1326:C:H5''	21:CU:18:TYR:O	1.98	0.64
9:CI:17:VAL:HG11	9:CI:81:ILE:HA	1.80	0.64
20:CT:97:ALA:HB3	20:CT:99:LEU:H	1.62	0.64
23:DA:553:G:O6	56:DA:4483:HOH:O	2.14	0.64
23:DA:2206:G:O2'	23:DA:2207:G:OP1	2.15	0.64
5:AE:98:THR:HG22	5:AE:99:GLY:H	1.61	0.63
20:AT:33:ILE:O	20:AT:37:SER:OG	2.14	0.63
23:BA:994:C:H3'	38:BU:54:LYS:HE3	1.81	0.63

Continued on next page...

Continued from previous page...

Atom-1	Atom-2	Interatomic distance (Å)	Clash overlap (Å)
23:BA:1019:U:HO2'	23:BA:1021:A:H2	1.44	0.63
23:BA:1639:U:C2'	23:BA:1640:C:H5''	2.28	0.63
1:CA:991:U:H3'	1:CA:1212:U:H3	1.62	0.63
1:CA:1027:C:N1	1:CA:1034:G:N2	2.45	0.63
23:DA:271(J):C:O2'	23:DA:271(K):U:H5'	1.97	0.63
27:DF:68:LYS:HB3	27:DF:69:HIS:ND1	2.13	0.63
29:DH:70:THR:HA	29:DH:73:ALA:HB3	1.80	0.63
1:AA:1521:G:H2'	1:AA:1522:U:C6	2.34	0.63
23:BA:2115:G:C2	23:BA:2117:A:N7	2.66	0.63
30:BI:62:LYS:HG2	30:BI:133:HIS:CE1	2.33	0.63
50:B6:3:SER:OG	50:B6:4:GLU:N	2.28	0.63
1:CA:926:G:H21	22:CX:94:GLN:HE22	1.44	0.63
1:CA:1387:G:H2'	1:CA:1388:C:C6	2.33	0.63
23:DA:2602:A:H4'	23:DA:2603:G:OP1	1.98	0.63
25:DD:237:GLU:OE1	56:DD:407:HOH:O	2.15	0.63
1:AA:1059:C:OP1	3:AC:199:LYS:NZ	2.30	0.63
1:AA:1400:C:N3	22:AX:63:ALA:HA	2.13	0.63
23:BA:301:G:OP2	42:BY:84:ARG:NH2	2.31	0.63
23:BA:1536:C:H4'	23:BA:1537:G:OP1	1.97	0.63
1:CA:102:G:H2'	1:CA:103:C:H6	1.62	0.63
1:CA:171:A:H2'	1:CA:172:A:H8	1.63	0.63
9:CI:9:ARG:HH11	9:CI:104:ARG:HE	1.45	0.63
11:CK:84:VAL:HG11	11:CK:91:ARG:HD2	1.80	0.63
23:DA:83:G:OP1	42:DY:95:LYS:NZ	2.31	0.63
23:DA:90:U:H2'	23:DA:92:A:C8	2.33	0.63
23:DA:1011:G:OP2	38:DU:66:ASN:ND2	2.28	0.63
23:DA:1784:A:OP1	56:DA:4604:HOH:O	2.15	0.63
23:DA:2306:C:H3'	23:DA:2307:G:C8	2.33	0.63
25:DD:5:LYS:HA	25:DD:17:THR:HG22	1.81	0.63
3:AC:187:ALA:HB3	3:AC:198:VAL:HB	1.80	0.63
8:AH:120:THR:H	8:AH:123:GLU:HB2	1.64	0.63
9:AI:28:VAL:HG21	9:AI:37:PHE:HE2	1.63	0.63
28:BG:56:ALA:HA	28:BG:153:ARG:HH21	1.63	0.63
1:CA:1121:U:O4	1:CA:1152:A:N1	2.31	0.63
5:CE:98:THR:HG22	5:CE:99:GLY:H	1.63	0.63
23:DA:2336:A:H61	44:D0:43:THR:HG22	1.64	0.63
38:DU:28:ARG:NH1	38:DU:38:THR:OG1	2.31	0.63
1:AA:533:A:OP2	56:AA:1816:HOH:O	2.15	0.63
1:AA:1009:G:O6	1:AA:1020:U:O2	2.17	0.63
1:AA:1086:U:H2'	1:AA:1087:G:C8	2.29	0.63
1:AA:1441:G:C3'	1:AA:1459:C:H42	2.12	0.63

Continued on next page...

Continued from previous page...

Atom-1	Atom-2	Interatomic distance (Å)	Clash overlap (Å)
1:CA:1243:C:H5''	21:CU:8:THR:HG21	1.80	0.63
13:CM:89:GLY:HA2	13:CM:92:HIS:CD2	2.33	0.63
14:CN:23:ARG:NH1	14:CN:30:ALA:HB2	2.14	0.63
23:DA:668:G:H5''	23:DA:669:G:OP2	1.97	0.63
33:DP:38:GLN:HA	33:DP:41:ARG:HG2	1.80	0.63
17:AQ:13:ASP:CG	17:AQ:14:LYS:H	2.02	0.63
32:BO:25:LEU:HD21	32:BO:40:VAL:HG23	1.81	0.63
43:BZ:82:ARG:HB3	43:BZ:82:ARG:NH2	2.14	0.63
1:CA:952:U:H3	1:CA:1229:A:N6	1.97	0.63
1:CA:989:C:H42	1:CA:1216:G:H1	0.72	0.63
23:DA:68:G:O6	56:DA:4046:HOH:O	2.15	0.63
23:DA:2592:G:OP1	56:DA:3768:HOH:O	2.15	0.63
25:DD:108:PRO:HG2	25:DD:111:LEU:HG	1.80	0.63
26:DE:9:VAL:HG22	26:DE:25:VAL:HB	1.81	0.63
23:BA:314:A:C2'	23:BA:315:G:H5'	2.28	0.63
23:BA:910:A:H62	34:BQ:12:GLN:HA	1.63	0.63
23:BA:1968:G:OP1	56:BA:3899:HOH:O	2.15	0.63
33:BP:127:ALA:O	33:BP:148:LEU:HD23	1.98	0.63
23:DA:95:G:O2'	46:D2:46:GLN:HA	1.99	0.63
23:DA:546:C:H2'	23:DA:547:A:H5'	1.80	0.63
30:DI:1:MET:N	30:DI:21:VAL:O	2.31	0.63
1:AA:174:C:H2'	1:AA:175:C:C6	2.33	0.63
23:BA:249:C:OP1	56:BA:4502:HOH:O	2.15	0.63
23:BA:484:C:H2'	23:BA:485:C:C6	2.34	0.63
23:BA:570:G:H5''	56:BA:4144:HOH:O	1.98	0.63
23:BA:1278:A:OP1	35:BR:36:THR:HG23	1.98	0.63
29:BH:3:ARG:CZ	29:BH:4:ILE:H	2.12	0.63
49:B5:16:ARG:HH11	49:B5:16:ARG:HG2	1.62	0.63
53:B9:4:ARG:NH1	56:B9:201:HOH:O	2.32	0.63
20:CT:33:ILE:O	20:CT:37:SER:OG	2.12	0.63
23:DA:2243:U:H2'	23:DA:2244:U:C6	2.34	0.63
1:AA:1310:G:H2'	1:AA:1311:G:C8	2.34	0.63
1:AA:1340:A:H2'	1:AA:1341:U:O4'	1.97	0.63
2:AB:17:PHE:H	2:AB:17:PHE:HD2	1.46	0.63
3:AC:47:LEU:HB3	3:AC:52:LEU:HD13	1.78	0.63
13:AM:40:ASN:O	13:AM:42:ALA:N	2.26	0.63
17:AQ:50:LYS:HD3	17:AQ:51:TYR:CE1	2.34	0.63
23:BA:240:G:O6	56:BA:4246:HOH:O	2.12	0.63
23:BA:1532:C:H2'	23:BA:1533:G:O4'	1.99	0.63
23:BA:1566:A:OP1	25:BD:211:ARG:NH1	2.32	0.63
23:BA:2646:C:OP2	23:BA:2732:G:O2'	2.15	0.63

Continued on next page...

Continued from previous page...

Atom-1	Atom-2	Interatomic distance (Å)	Clash overlap (Å)
29:BH:70:THR:HA	29:BH:73:ALA:HB3	1.81	0.63
1:AA:79:G:H2'	1:AA:80:G:C8	2.24	0.62
1:CA:352:C:O2'	1:CA:354:G:OP1	2.12	0.62
7:CG:111:ARG:NH1	7:CG:119:ARG:O	2.32	0.62
16:CP:29:ASP:OD2	16:CP:29:ASP:N	2.31	0.62
19:CS:80:TYR:O	19:CS:81:ARG:HG3	1.99	0.62
23:DA:993:G:OP1	38:DU:50:ARG:NH2	2.31	0.62
23:DA:1140:C:O3'	31:DN:25:ARG:NH1	2.31	0.62
23:DA:1485:G:H1	23:DA:1504:C:H42	1.47	0.62
1:AA:169:C:H2'	1:AA:170:U:H6	1.65	0.62
1:AA:171:A:H2'	1:AA:172:A:C8	2.34	0.62
1:AA:1378:C:HO2'	1:AA:1379:G:H8	1.45	0.62
7:AG:65:ALA:HB2	7:AG:124:LEU:HD23	1.81	0.62
7:AG:139:GLU:O	7:AG:143:ARG:N	2.32	0.62
17:AQ:65:ILE:HD13	17:AQ:69:LYS:HE2	1.79	0.62
23:BA:1171:G:O2'	23:BA:1173:G:H2'	2.00	0.62
1:CA:324:G:OP1	20:CT:70:SER:HB2	1.99	0.62
1:CA:920:U:H2'	1:CA:921:U:C6	2.34	0.62
4:CD:30:LYS:HA	4:CD:35:ARG:HD2	1.80	0.62
23:DA:459:U:H5''	51:D7:40:TRP:CD2	2.33	0.62
36:DS:58:LEU:HB2	36:DS:59:LYS:HB2	1.80	0.62
40:DW:13:SER:HB3	40:DW:16:LYS:HD2	1.80	0.62
1:AA:1237:C:H2'	1:AA:1335:C:H5'	1.81	0.62
1:AA:1356:G:H2'	1:AA:1357:A:C8	2.34	0.62
1:AA:1459:C:C6	1:AA:1460:A:C6	2.87	0.62
3:AC:43:LEU:HD22	3:AC:47:LEU:HB2	1.81	0.62
3:AC:140:ARG:NH1	3:AC:140:ARG:HB2	2.14	0.62
23:BA:1047:G:H2'	23:BA:1110:G:H1	1.64	0.62
23:BA:2562:U:H1'	32:BO:23:ARG:HH11	1.63	0.62
1:CA:1359:C:OP2	14:CN:35:ARG:HD2	1.99	0.62
1:CA:1444:C:N3	1:CA:1459:C:H1'	2.14	0.62
23:DA:644:A:H4'	23:DA:645:C:C5	2.34	0.62
23:DA:956:G:OP2	34:DQ:14:ARG:NH2	2.33	0.62
23:DA:2394:C:OP1	52:D8:30:ARG:NH1	2.32	0.62
1:AA:1135:U:H2'	1:AA:1137:C:O4'	1.99	0.62
1:AA:1306:A:H1'	1:AA:1332:A:C6	2.33	0.62
13:AM:87:TYR:HB2	19:AS:76:PRO:HG3	1.81	0.62
23:BA:1405:U:H2'	23:BA:1406:U:C6	2.35	0.62
23:BA:2567:G:H2'	23:BA:2568:C:C6	2.34	0.62
1:CA:166:G:H2'	1:CA:167:G:C8	2.34	0.62
1:CA:1103:C:H2'	1:CA:1104:G:O4'	1.99	0.62

Continued on next page...

Continued from previous page...

Atom-1	Atom-2	Interatomic distance (Å)	Clash overlap (Å)
2:CB:167:PRO:HG3	2:CB:188:ALA:HB2	1.81	0.62
4:CD:138:TYR:HD2	4:CD:139:ARG:N	1.98	0.62
23:DA:2119:A:C2	23:DA:2170:A:H2'	2.35	0.62
23:DA:2306:C:H5'	23:DA:2307:G:H2'	1.80	0.62
23:DA:2318:G:N2	36:DS:3:ARG:HD3	2.14	0.62
1:AA:191:G:H1'	56:AA:1977:HOH:O	2.00	0.62
23:BA:83:G:OP1	42:BY:95:LYS:NZ	2.32	0.62
23:BA:1763:G:H4'	23:BA:1763:G:OP1	1.99	0.62
23:BA:1858:G:O6	56:BA:4008:HOH:O	2.13	0.62
23:BA:2327:A:H2'	23:BA:2328:A:C8	2.34	0.62
26:BE:175:VAL:HG23	26:BE:177:PRO:HD3	1.80	0.62
33:BP:59:LEU:HD11	52:B8:10:ALA:HB2	1.81	0.62
1:CA:1155:G:H2'	1:CA:1156:G:C8	2.34	0.62
1:CA:1356:G:H2'	1:CA:1357:A:H8	1.61	0.62
7:CG:149:ARG:HB2	11:CK:59:TYR:CD1	2.35	0.62
26:DE:135:HIS:CD2	26:DE:135:HIS:H	2.18	0.62
1:AA:1315:U:H2'	1:AA:1316:G:O4'	1.99	0.62
23:BA:1914:C:H2'	23:BA:1915:U:H6	1.65	0.62
37:BT:11:GLU:OE1	37:BT:57:PHE:HB3	2.00	0.62
1:CA:918:A:H2'	1:CA:919:A:C8	2.33	0.62
1:CA:1157:A:H4'	1:CA:1158:C:O5'	2.00	0.62
1:CA:1239:A:H62	1:CA:1299:A:N6	1.97	0.62
1:CA:1347:G:N1	1:CA:1374:A:OP2	2.28	0.62
1:AA:745:C:OP1	1:AA:851:G:O2'	2.18	0.62
1:AA:828:A:H2'	1:AA:829:G:O4'	2.00	0.62
2:AB:15:VAL:HG23	2:AB:209:ARG:HG2	1.82	0.62
9:AI:65:VAL:HG22	9:AI:73:GLN:HG2	1.81	0.62
23:BA:1049:C:H4'	23:BA:1050:A:OP1	1.99	0.62
23:BA:1560:G:H3'	56:BA:4361:HOH:O	1.99	0.62
23:BA:2104:G:N7	23:BA:2186:G:N2	2.48	0.62
23:BA:2127:G:H21	23:BA:2173:A:H1'	1.64	0.62
23:BA:2760:C:H2'	23:BA:2761:G:H5''	1.81	0.62
34:BQ:27:VAL:N	34:BQ:138:ASP:OD1	2.33	0.62
38:BU:92:ARG:HA	38:BU:95:LEU:HB2	1.81	0.62
1:CA:158:G:N2	1:CA:163:C:O2	2.32	0.62
1:CA:662:G:O2'	1:CA:836:G:OP1	2.17	0.62
1:CA:735:C:H2'	1:CA:736:C:C6	2.33	0.62
1:CA:1005:A:H1'	1:CA:1036:G:N2	2.13	0.62
1:CA:1323:G:O2'	1:CA:1362:C:O2'	2.18	0.62
25:DD:148:GLU:OE1	25:DD:151:LYS:NZ	2.22	0.62
27:DF:185:ASP:HA	27:DF:188:ARG:CD	2.30	0.62

Continued on next page...

Continued from previous page...

Atom-1	Atom-2	Interatomic distance (Å)	Clash overlap (Å)
1:AA:1347:G:H5''	9:AI:107:ARG:HG2	1.80	0.62
14:AN:12:ARG:O	14:AN:14:PRO:HD3	1.99	0.62
23:BA:580:C:H2'	23:BA:581:C:C6	2.35	0.62
23:BA:2206:G:H5'	23:BA:2207:G:C5	2.35	0.62
23:BA:2318:G:O2'	23:BA:2319:G:OP1	2.15	0.62
1:CA:664:G:P	18:CR:64:ARG:HH21	2.21	0.62
1:CA:1113:C:N3	1:CA:1187:G:N2	2.45	0.62
1:CA:1239:A:H62	1:CA:1299:A:H61	1.48	0.62
2:CB:78:GLN:O	2:CB:94:ASN:ND2	2.32	0.62
14:CN:24:CYS:HB2	14:CN:40:CYS:H	1.65	0.62
23:DA:184:C:H2'	23:DA:185:U:C6	2.35	0.62
36:DS:96:GLY:HA2	36:DS:97:ARG:C	2.20	0.62
1:AA:194:C:H2'	1:AA:195:A:H5''	1.82	0.62
1:AA:1026:G:H21	1:AA:1027:C:H5'	1.65	0.62
1:AA:1065:U:H1'	1:AA:1066:C:OP2	1.99	0.62
2:AB:167:PRO:HG3	2:AB:188:ALA:HB2	1.80	0.62
23:BA:1721:G:H2'	23:BA:1740:G:O6	2.00	0.62
27:BF:65:TRP:HH2	27:BF:72:ARG:HH21	1.48	0.62
1:CA:542:G:H2'	1:CA:543:C:C6	2.35	0.62
1:CA:745:C:H2'	1:CA:746:A:H8	1.63	0.62
1:CA:1135:U:H2'	1:CA:1137:C:O4'	1.99	0.62
1:CA:1238:A:OP2	1:CA:1335:C:H1'	1.99	0.62
21:CU:3:LYS:HG2	21:CU:10:ARG:HG3	1.82	0.62
23:DA:203:C:H3'	23:DA:204:A:H5''	1.81	0.62
23:DA:271(I):G:N2	23:DA:271(O):C:N3	2.43	0.62
23:DA:1495:A:H2'	23:DA:1496:A:C8	2.35	0.62
41:DX:36:LYS:HG2	41:DX:54:VAL:HB	1.81	0.62
2:AB:136:VAL:HA	2:AB:139:LYS:HB3	1.82	0.62
5:AE:76:ILE:HG12	5:AE:77:PRO:HD2	1.81	0.62
23:BA:188:G:H1	23:BA:208:C:H42	1.48	0.62
23:BA:1153:C:OP1	38:BU:92:ARG:NH1	2.33	0.62
23:BA:2602:A:H4'	23:BA:2603:G:OP1	2.00	0.62
27:BF:185:ASP:HA	27:BF:188:ARG:CD	2.30	0.62
1:CA:971:G:OP1	1:CA:972:C:H5''	2.00	0.62
3:CC:181:ASN:ND2	3:CC:181:ASN:O	2.33	0.62
1:AA:353:A:H8	1:AA:353:A:H5'	1.65	0.61
1:AA:1048:G:OP1	14:AN:3:ARG:HB3	1.99	0.61
2:AB:28:PHE:HD2	2:AB:194:PRO:HG3	1.63	0.61
23:BA:307:G:N2	23:BA:309:G:H3'	2.15	0.61
23:BA:1165:U:H2'	23:BA:1166:C:C6	2.35	0.61
24:BB:49:C:OP1	36:BS:97:ARG:N	2.33	0.61

Continued on next page...

Continued from previous page...

Atom-1	Atom-2	Interatomic distance (Å)	Clash overlap (Å)
1:CA:957:U:O2'	1:CA:959:A:N7	2.32	0.61
1:CA:1165:C:N3	1:CA:1171:G:N2	2.48	0.61
3:CC:131:ARG:NH2	3:CC:166:GLU:OE2	2.32	0.61
23:DA:1494:A:H2'	23:DA:1495:A:C8	2.35	0.61
23:DA:2377:A:H2'	23:DA:2378:A:C8	2.34	0.61
1:AA:142:G:H2'	1:AA:143:A:C8	2.34	0.61
5:AE:102:ALA:HB1	5:AE:106:PRO:HG2	1.81	0.61
13:AM:33:ALA:HB2	13:AM:64:TRP:CH2	2.35	0.61
23:BA:250:G:OP2	52:B8:13:ARG:NH2	2.33	0.61
23:BA:2119:A:C2	23:BA:2170:A:H2'	2.35	0.61
23:BA:2394:C:OP1	52:B8:30:ARG:NH1	2.33	0.61
1:CA:971:G:O2'	1:CA:1365:G:H4'	2.00	0.61
1:CA:1452:C:O2'	1:CA:1456:G:OP2	2.18	0.61
3:CC:184:TYR:HE1	3:CC:199:LYS:HB3	1.65	0.61
4:CD:155:LEU:HB3	4:CD:158:ILE:HB	1.82	0.61
23:DA:2161:C:H2'	23:DA:2162:G:C8	2.35	0.61
23:DA:2302:G:O2'	28:DG:126:ASP:O	2.16	0.61
32:DO:64:ARG:HG2	32:DO:79:PHE:CG	2.35	0.61
1:AA:984:C:N3	1:AA:1221:G:N2	2.43	0.61
1:AA:1109:C:H2'	1:AA:1110:A:O4'	2.00	0.61
25:BD:222:ARG:NH1	56:BD:420:HOH:O	2.32	0.61
37:BT:53:ARG:NH1	37:BT:60:THR:OG1	2.33	0.61
1:CA:663:A:O3'	18:CR:64:ARG:NH2	2.33	0.61
1:CA:1055:A:N1	1:CA:1056:U:H1'	2.14	0.61
1:CA:1379:G:H21	1:CA:1381:U:H5	1.47	0.61
3:CC:18:TRP:CD1	14:CN:54:PRO:HA	2.35	0.61
10:CJ:63:PHE:HD1	14:CN:58:LYS:HA	1.65	0.61
11:CK:13:GLN:N	11:CK:75:TYR:O	2.32	0.61
23:DA:1351:C:H3'	56:DA:3935:HOH:O	1.99	0.61
23:DA:2036:C:H5'	23:DA:2036:C:C6	2.29	0.61
23:DA:2127:G:H21	23:DA:2173:A:H1'	1.64	0.61
6:AF:62:TRP:CH2	6:AF:64:GLN:HB2	2.36	0.61
17:AQ:22:LEU:HD11	17:AQ:39:SER:HB3	1.82	0.61
23:BA:467:G:OP1	51:B7:33:ARG:NH1	2.32	0.61
31:BN:15:LEU:HB2	31:BN:135:PRO:HB2	1.82	0.61
7:CG:47:CYS:SG	7:CG:58:PRO:HB3	2.41	0.61
10:CJ:47:PHE:O	10:CJ:63:PHE:N	2.31	0.61
23:DA:559:G:H22	38:DU:49:HIS:CD2	2.19	0.61
38:DU:58:ARG:HA	38:DU:61:TRP:CE3	2.36	0.61
1:AA:1442:G:N7	1:AA:1442(A):G:C5	2.68	0.61
6:AF:97:PHE:HD2	18:AR:31:LEU:HD21	1.65	0.61

Continued on next page...

Continued from previous page...

Atom-1	Atom-2	Interatomic distance (Å)	Clash overlap (Å)
23:BA:1972:A:OP2	56:BA:4868:HOH:O	2.16	0.61
23:BA:2162:G:H1'	23:BA:2173:A:H1'	1.82	0.61
1:CA:1441:G:N2	1:CA:1459:C:H5	1.98	0.61
5:CE:102:ALA:HB1	5:CE:106:PRO:HG2	1.82	0.61
10:CJ:45:ARG:O	10:CJ:65:LEU:N	2.33	0.61
23:DA:2591:C:OP2	25:DD:239:ARG:HB3	1.99	0.61
1:AA:376:G:H1	1:AA:387:U:H3	1.47	0.61
23:BA:668:G:H5''	23:BA:669:G:OP2	2.01	0.61
37:BT:56:GLY:O	37:BT:59:THR:HG22	2.00	0.61
1:CA:376:G:H1	1:CA:387:U:H3	1.47	0.61
1:CA:1217:C:H2'	1:CA:1218:C:C6	2.36	0.61
23:DA:15:G:H5''	56:DA:4619:HOH:O	2.00	0.61
23:DA:1815:A:OP2	25:DD:54:ARG:NH2	2.33	0.61
23:DA:2162:G:H1'	23:DA:2173:A:H1'	1.81	0.61
23:DA:2318:G:O2'	23:DA:2319:G:OP1	2.15	0.61
1:AA:977:A:H8	1:AA:1223:C:C4	2.19	0.61
1:AA:1322:C:OP1	19:AS:78:ARG:NH2	2.34	0.61
10:AJ:42:THR:HG23	10:AJ:68:HIS:HA	1.81	0.61
12:AL:102:ARG:HA	12:AL:107:ALA:HB1	1.82	0.61
19:AS:46:GLY:HA2	19:AS:61:TYR:CE1	2.34	0.61
45:B1:50:ARG:HG2	45:B1:59:THR:HG22	1.83	0.61
1:CA:955:U:H1'	1:CA:1227:A:N6	2.13	0.61
1:CA:1238:A:N6	1:CA:1296:C:O2	2.33	0.61
1:CA:1442(A):G:N3	1:CA:1442(B):A:H2'	2.15	0.61
23:DA:143(A):C:H2'	23:DA:144:C:H6	1.65	0.61
23:DA:1048:A:H4'	23:DA:1049:C:OP1	2.01	0.61
23:BA:910:A:C5	34:BQ:13:GLN:HG3	2.35	0.61
23:BA:1030:G:OP2	34:BQ:128:LYS:NZ	2.32	0.61
23:BA:1534:U:H3'	23:BA:1535:A:C2	2.36	0.61
23:BA:2306:C:H5'	23:BA:2307:G:H2'	1.81	0.61
1:CA:142:G:H2'	1:CA:143:A:H8	1.64	0.61
1:CA:243:A:H4'	1:CA:244:U:O5'	2.00	0.61
1:CA:532:A:N1	3:CC:193:TYR:HB3	2.16	0.61
1:CA:833:U:H2'	1:CA:834:C:C6	2.36	0.61
1:CA:1007:C:O2	1:CA:1023:G:N2	2.34	0.61
1:CA:1016:A:C5	1:CA:1017:G:H1'	2.35	0.61
1:CA:1306:A:H3'	1:CA:1307:U:C6	2.36	0.61
7:CG:12:LEU:HD21	7:CG:24:THR:HB	1.82	0.61
23:DA:1327:C:OP2	56:DA:4452:HOH:O	2.16	0.61
23:DA:1584:C:H2'	23:DA:1586:A:H5'	1.83	0.61
1:AA:765:G:H5''	1:AA:766:A:OP1	2.00	0.61

Continued on next page...

Continued from previous page...

Atom-1	Atom-2	Interatomic distance (Å)	Clash overlap (Å)
1:AA:1245:A:H2'	1:AA:1246:C:H5'	1.82	0.61
12:AL:79:GLU:O	12:AL:80:HIS:HB2	2.01	0.61
19:AS:63:THR:HB	19:AS:65:ASN:H	1.65	0.61
23:BA:271(E):U:H2'	23:BA:271(F):C:C6	2.36	0.61
36:BS:14:VAL:O	36:BS:18:ILE:HG12	2.01	0.61
1:CA:1128:C:H1'	1:CA:1146:A:H61	1.65	0.61
2:CB:178:ARG:HH22	8:CH:68:ARG:HH22	1.48	0.61
17:CQ:13:ASP:CG	17:CQ:14:LYS:H	2.04	0.61
18:CR:44:LEU:HD21	18:CR:70:ILE:HD13	1.82	0.61
27:DF:126:VAL:HG21	27:DF:129:PHE:CE1	2.36	0.61
38:DU:76:TYR:CE2	38:DU:80:ILE:HG13	2.35	0.61
1:AA:345:C:OP2	37:BT:39:ARG:NH2	2.32	0.61
1:AA:1190:G:H4'	3:AC:176:HIS:CE1	2.35	0.61
1:AA:1377:A:C8	7:AG:7:ALA:HB1	2.36	0.61
1:AA:1442(A):G:C6	1:AA:1442(B):A:C2	2.89	0.61
19:AS:36:ARG:HB2	19:AS:72:GLY:CA	2.31	0.61
23:BA:1584:C:H2'	23:BA:1586:A:H5'	1.82	0.61
1:CA:407:G:H4'	4:CD:116:GLN:HA	1.83	0.61
1:CA:542:G:H2'	1:CA:543:C:H6	1.66	0.61
1:CA:1131:G:H1	1:CA:1143:G:N2	1.98	0.61
1:CA:1242:C:H4'	1:CA:1303:C:O3'	2.01	0.61
2:CB:15:VAL:HG23	2:CB:209:ARG:HG2	1.82	0.61
2:CB:54:THR:O	2:CB:58:ILE:HG13	2.00	0.61
23:DA:492:A:H2'	23:DA:493:G:O4'	2.01	0.61
23:DA:606:U:H4'	23:DA:658:C:H4'	1.83	0.61
23:DA:1278:A:OP1	35:DR:36:THR:HG23	2.01	0.61
23:DA:2567:G:H2'	23:DA:2568:C:C6	2.36	0.61
28:DG:145:THR:OG1	28:DG:146:TYR:N	2.34	0.61
1:AA:123:C:O2'	1:AA:290:C:O2	2.17	0.60
1:AA:1206:G:H2'	1:AA:1207:G:O4'	2.01	0.60
1:AA:1347:G:O2'	1:AA:1373:G:O6	2.13	0.60
2:AB:82:ARG:HG2	2:AB:92:TYR:OH	2.01	0.60
16:AP:20:VAL:HG23	16:AP:34:GLU:O	2.01	0.60
23:BA:1047:G:H2'	23:BA:1110:G:N2	2.16	0.60
23:BA:1187:G:O6	56:BA:4432:HOH:O	2.13	0.60
30:BI:139:GLN:HE21	30:BI:139:GLN:HA	1.65	0.60
1:CA:994:A:H2	14:CN:4:LYS:HD3	1.66	0.60
2:CB:77:ALA:HB2	2:CB:211:ILE:HG12	1.81	0.60
23:DA:1816:G:OP2	56:DA:3705:HOH:O	2.16	0.60
23:DA:2327:A:H2'	23:DA:2328:A:C8	2.35	0.60
25:DD:206:LEU:HD22	25:DD:211:ARG:HG2	1.83	0.60

Continued on next page...

Continued from previous page...

Atom-1	Atom-2	Interatomic distance (Å)	Clash overlap (Å)
1:AA:501:C:OP1	12:AL:117:ARG:NH2	2.34	0.60
1:AA:983:A:H2	1:AA:984:C:C6	2.19	0.60
1:AA:1459:C:H2'	1:AA:1460:A:C5	2.35	0.60
2:AB:24:TRP:HZ3	2:AB:29:ALA:HB2	1.65	0.60
22:AX:69:ASP:HB2	22:AX:72:ALA:HB2	1.83	0.60
23:BA:387:U:OP1	56:BA:3957:HOH:O	2.16	0.60
23:BA:1784:A:OP1	56:BA:4606:HOH:O	2.16	0.60
25:BD:108:PRO:HG2	25:BD:111:LEU:HG	1.83	0.60
43:BZ:48:PHE:HE2	43:BZ:71:VAL:HG11	1.65	0.60
43:BZ:158:PRO:O	43:BZ:161:VAL:HB	2.02	0.60
1:CA:376:G:OP2	16:CP:67:THR:HG21	2.00	0.60
1:CA:745:C:OP1	1:CA:851:G:O2'	2.18	0.60
4:CD:89:THR:HB	4:CD:204:ILE:HD11	1.83	0.60
12:CL:27:LEU:O	12:CL:29:GLY:N	2.34	0.60
23:DA:1014:U:H2'	23:DA:1015:G:C8	2.35	0.60
30:DI:102:SER:HA	30:DI:106:GLY:HA3	1.83	0.60
51:D7:23:ARG:HB3	51:D7:23:ARG:HH11	1.65	0.60
1:AA:532:A:H61	3:AC:193:TYR:HB3	1.65	0.60
1:AA:1251:A:N3	1:AA:1369:C:O2'	2.29	0.60
6:AF:69:GLU:O	6:AF:72:VAL:HG13	2.00	0.60
23:BA:644:A:H4'	23:BA:645:C:C5	2.36	0.60
1:CA:878:G:H5'	8:CH:89:PRO:HG2	1.81	0.60
1:CA:1442(A):G:C6	1:CA:1442(B):A:C2	2.89	0.60
6:CF:61:LEU:HB3	6:CF:63:TYR:CE2	2.33	0.60
23:DA:143:G:H2'	23:DA:143(A):C:C6	2.36	0.60
23:DA:2835:A:N3	56:DA:4320:HOH:O	2.30	0.60
24:DB:110:G:H2'	24:DB:111:G:H8	1.66	0.60
41:DX:32:PRO:HA	41:DX:77:LYS:HB2	1.84	0.60
42:DY:102:CYS:O	42:DY:104:GLY:N	2.34	0.60
1:AA:1186:G:H4'	9:AI:110:GLU:OE1	2.02	0.60
1:AA:1220:G:H1'	19:AS:52:TYR:CD2	2.36	0.60
23:BA:527:C:OP1	56:BA:4556:HOH:O	2.15	0.60
23:BA:1131:G:H21	31:BN:73:THR:HG21	1.65	0.60
37:BT:53:ARG:HB3	37:BT:53:ARG:HH11	1.66	0.60
1:CA:59:A:H1'	1:CA:354:G:N2	2.17	0.60
1:CA:509:A:H3'	56:CA:1939:HOH:O	2.00	0.60
16:CP:49:LEU:HD11	16:CP:51:VAL:HG23	1.83	0.60
23:DA:1047:G:H21	23:DA:1111:A:N6	1.99	0.60
23:DA:1153:C:OP1	38:DU:92:ARG:NH1	2.33	0.60
24:DB:110:G:H2'	24:DB:111:G:C8	2.35	0.60
27:DF:46:ARG:HG2	27:DF:46:ARG:HH11	1.66	0.60

Continued on next page...

Continued from previous page...

Atom-1	Atom-2	Interatomic distance (Å)	Clash overlap (Å)
1:AA:100:C:H2'	1:AA:101:A:C8	2.36	0.60
1:AA:102:G:H2'	1:AA:103:C:C6	2.36	0.60
1:AA:627:G:H2'	1:AA:628:G:H8	1.66	0.60
1:AA:1051:C:N4	1:AA:1207:G:C6	2.69	0.60
1:AA:1300:G:O2'	1:AA:1303:C:N4	2.34	0.60
7:AG:41:ARG:O	7:AG:45:ASP:N	2.29	0.60
15:AO:8:LYS:HG2	15:AO:12:ILE:HD11	1.84	0.60
19:AS:51:VAL:HB	19:AS:75:ALA:HB3	1.84	0.60
23:BA:9:U:H3	23:BA:2629:A:H2	1.48	0.60
23:BA:430:G:OP1	56:BA:4251:HOH:O	2.16	0.60
23:BA:1819:A:H4'	23:BA:1820:U:O5'	2.01	0.60
23:BA:2318:G:H22	36:BS:3:ARG:HH11	1.48	0.60
28:BG:106:LEU:HD12	28:BG:110:ALA:HB3	1.81	0.60
1:CA:41:G:H2'	1:CA:42:G:C8	2.36	0.60
17:CQ:48:GLU:HB2	17:CQ:50:LYS:HG2	1.83	0.60
23:DA:528:A:N1	23:DA:2042:A:H2'	2.17	0.60
49:D5:20:ARG:HG2	49:D5:23:HIS:CD2	2.36	0.60
1:AA:171:A:H2'	1:AA:172:A:H8	1.65	0.60
1:AA:303:A:H2'	1:AA:304:U:O4'	2.01	0.60
1:AA:510:A:OP2	56:AA:1890:HOH:O	2.17	0.60
1:AA:735:C:H2'	1:AA:736:C:C6	2.34	0.60
3:AC:36:ASP:HA	3:AC:39:ILE:HB	1.83	0.60
19:AS:45:VAL:HA	19:AS:62:ILE:HB	1.81	0.60
23:BA:747:U:O2	23:BA:2014:A:H1'	2.01	0.60
1:CA:745:C:H2'	1:CA:746:A:C8	2.37	0.60
1:CA:1401:G:OP1	22:CX:80:LYS:HE2	2.02	0.60
12:CL:79:GLU:O	12:CL:80:HIS:HB2	2.01	0.60
14:CN:25:VAL:H	14:CN:39:LEU:HD23	1.65	0.60
23:DA:760:G:OP1	56:DA:3635:HOH:O	2.17	0.60
23:DA:1165:U:H2'	23:DA:1166:C:C6	2.37	0.60
23:DA:1470:G:N7	56:DA:4123:HOH:O	2.32	0.60
23:DA:1587:A:H2'	23:DA:1588:C:C6	2.36	0.60
23:DA:2228:G:O6	56:DA:4148:HOH:O	2.11	0.60
23:DA:2572:A:N7	26:DE:145:LYS:HB2	2.16	0.60
28:DG:11:TYR:CZ	28:DG:16:ARG:HD3	2.36	0.60
1:AA:1014:A:H4'	19:AS:14:HIS:CE1	2.37	0.60
1:AA:1256:A:OP2	1:AA:1279:A:N6	2.34	0.60
22:AX:69:ASP:HB3	22:AX:71:TYR:H	1.66	0.60
23:BA:2845:G:O2'	23:BA:2846:G:H5'	2.02	0.60
24:BB:110:G:H2'	24:BB:111:G:C8	2.36	0.60
25:BD:108:PRO:HB3	25:BD:143:HIS:CE1	2.37	0.60

Continued on next page...

Continued from previous page...

Atom-1	Atom-2	Interatomic distance (Å)	Clash overlap (Å)
28:BG:77:ILE:N	28:BG:82:LEU:O	2.30	0.60
30:BI:145:VAL:HG12	30:BI:146:ALA:H	1.67	0.60
1:CA:41:G:H2'	1:CA:42:G:H8	1.67	0.60
1:CA:1027:C:C4	1:CA:1034:G:N1	2.70	0.60
1:CA:1063:C:H2'	1:CA:1064:G:C8	2.36	0.60
1:CA:1128:C:H5'	9:CI:16:ARG:HH12	1.66	0.60
1:CA:1236:A:H4'	1:CA:1304:G:H5'	1.84	0.60
5:CE:6:PHE:HB2	5:CE:34:VAL:HG22	1.82	0.60
23:DA:620:G:H5''	23:DA:620:G:N3	2.16	0.60
23:DA:1430:C:H2'	23:DA:1431:U:C6	2.36	0.60
24:DB:14:U:O3'	24:DB:108:U:O2'	2.19	0.60
33:DP:127:ALA:O	33:DP:148:LEU:HD23	2.02	0.60
43:DZ:48:PHE:HE2	43:DZ:71:VAL:HG11	1.66	0.60
1:AA:937:A:H3'	1:AA:938:A:H8	1.65	0.60
2:AB:87:ARG:HD2	2:AB:219:VAL:HG11	1.83	0.60
23:BA:887:A:H5'	23:BA:889:C:H41	1.67	0.60
23:BA:1796:U:H2'	23:BA:1797:C:C6	2.37	0.60
23:BA:2136:C:N4	23:BA:2155:G:H1	2.00	0.60
24:BB:110:G:H2'	24:BB:111:G:H8	1.67	0.60
27:BF:184:TYR:O	27:BF:188:ARG:HG3	2.02	0.60
42:BY:76:CYS:HB3	42:BY:79:CYS:HB2	1.82	0.60
1:CA:677:U:H3	1:CA:713:G:H22	1.48	0.60
1:CA:981:U:H2'	1:CA:982:U:C5	2.36	0.60
1:CA:1046:A:H3'	1:CA:1047:G:C8	2.37	0.60
23:DA:226:G:H21	23:DA:228:A:H62	1.49	0.60
23:DA:1021:A:H62	23:DA:1141:U:H3	1.48	0.60
24:DB:49:C:OP1	36:DS:97:ARG:N	2.33	0.60
25:DD:108:PRO:HB3	25:DD:143:HIS:HE1	1.66	0.60
26:DE:32:PRO:HA	26:DE:90:THR:HG22	1.84	0.60
36:DS:10:ARG:NH2	36:DS:91:PRO:HB2	2.16	0.60
40:DW:80:PRO:O	40:DW:100:THR:HB	2.01	0.60
51:D7:34:ARG:NH1	51:D7:41:ARG:O	2.34	0.60
1:AA:158:G:N2	1:AA:163:C:O2	2.34	0.60
1:AA:1121:U:H2'	1:AA:1122:U:C6	2.37	0.60
3:AC:35:GLU:O	3:AC:38:ARG:N	2.34	0.60
23:BA:1177:A:OP1	23:BA:1177:A:H3'	2.02	0.60
23:BA:1607:C:H4'	23:BA:1608:A:O5'	2.02	0.60
23:BA:2199:A:H3'	23:BA:2200:C:H6	1.65	0.60
30:BI:83:ALA:HA	30:BI:89:TYR:CD2	2.36	0.60
30:BI:115:ALA:HB2	30:BI:129:THR:OG1	2.01	0.60
37:BT:53:ARG:NH1	37:BT:53:ARG:HB3	2.16	0.60

Continued on next page...

Continued from previous page...

Atom-1	Atom-2	Interatomic distance (Å)	Clash overlap (Å)
41:BX:36:LYS:HG2	41:BX:54:VAL:HB	1.83	0.60
1:CA:174:C:H2'	1:CA:175:C:H6	1.65	0.60
1:CA:450:G:OP1	16:CP:43:LYS:NZ	2.35	0.60
1:CA:1179:A:H2'	1:CA:1180:A:O4'	2.02	0.60
1:CA:1441:G:N2	1:CA:1459:C:C5	2.70	0.60
23:DA:2199:A:H3'	23:DA:2200:C:C6	2.37	0.60
23:DA:2335:A:N7	23:DA:2337:G:C5	2.70	0.60
24:DB:52:A:N6	36:DS:33:LYS:HG2	2.16	0.60
34:DQ:122:GLY:HA2	34:DQ:125:LEU:HD12	1.83	0.60
1:AA:323:U:O3'	20:AT:22:ARG:HD3	2.02	0.60
1:AA:1125:U:H5'	1:AA:1126:U:H5	1.67	0.60
23:BA:71:A:H2	41:BX:31:HIS:HE1	1.47	0.60
23:BA:1048:A:H4'	23:BA:1049:C:OP1	2.00	0.60
23:BA:1277:G:OP1	56:BA:3727:HOH:O	2.17	0.60
1:CA:552:U:H4'	12:CL:86:ARG:HG2	1.84	0.60
1:CA:1305:G:H1'	1:CA:1306:A:C8	2.36	0.60
1:CA:1442(A):G:C2	1:CA:1442(B):A:H2'	2.37	0.60
3:CC:137:ALA:O	3:CC:141:VAL:HG23	2.02	0.60
9:CI:46:ALA:HB1	9:CI:77:ILE:HB	1.84	0.60
9:CI:49:PRO:HG2	9:CI:78:LYS:HA	1.84	0.60
23:DA:1721:G:H2'	23:DA:1740:G:O6	2.01	0.60
23:DA:2712(A):A:H5''	23:DA:2713:A:OP2	2.01	0.60
38:DU:76:TYR:OH	38:DU:92:ARG:NH1	2.35	0.60
48:D4:14:ILE:HG22	48:D4:33:VAL:HG23	1.84	0.60
1:AA:535:A:OP1	56:AA:1882:HOH:O	2.17	0.59
1:AA:904:C:OP2	56:AA:1900:HOH:O	2.17	0.59
1:AA:1100:C:O2'	1:AA:1102:A:OP1	2.13	0.59
1:AA:1305:G:H5''	21:AU:5:ASP:HA	1.84	0.59
4:AD:89:THR:HB	4:AD:204:ILE:HD11	1.82	0.59
9:AI:28:VAL:HG21	9:AI:37:PHE:CE2	2.37	0.59
27:BF:129:PHE:CD2	27:BF:163:VAL:HG21	2.37	0.59
50:B6:9:LEU:HD13	50:B6:51:GLU:HG3	1.84	0.59
1:CA:438:G:OP1	4:CD:125:HIS:HE1	1.85	0.59
1:CA:972:C:H2'	10:CJ:55:LYS:HB2	1.84	0.59
3:CC:35:GLU:O	3:CC:39:ILE:HG13	2.02	0.59
10:CJ:49:VAL:HG21	14:CN:41:ARG:HB2	1.83	0.59
12:CL:24:VAL:HG13	12:CL:98:TYR:HE2	1.67	0.59
23:DA:994:C:H3'	38:DU:54:LYS:HE3	1.83	0.59
23:DA:2808:U:H5'	23:DA:2891:G:O6	2.02	0.59
25:DD:33:LEU:O	25:DD:64:ILE:HG13	2.02	0.59
44:D0:53:MET:HG3	44:D0:59:LEU:CD2	2.32	0.59

Continued on next page...

Continued from previous page...

Atom-1	Atom-2	Interatomic distance (Å)	Clash overlap (Å)
1:AA:986:A:H2'	1:AA:987:G:C8	2.37	0.59
1:AA:1130:A:N6	1:AA:1144:G:H1'	2.17	0.59
1:AA:1162:C:N4	1:AA:1174:G:H1	1.98	0.59
1:AA:1309:G:O6	1:AA:1328:C:N3	2.35	0.59
2:AB:195:ASP:O	8:AH:74:PRO:HG3	2.01	0.59
1:CA:683:G:H2'	1:CA:684:A:C8	2.37	0.59
1:CA:1014:A:H2'	1:CA:1015:A:C8	2.37	0.59
5:CE:76:ILE:HG12	5:CE:77:PRO:HD2	1.83	0.59
10:CJ:20:ALA:O	10:CJ:24:VAL:N	2.35	0.59
23:DA:94:C:H5'	23:DA:94(A):G:OP2	2.01	0.59
23:DA:1796:U:H2'	23:DA:1797:C:C6	2.37	0.59
23:DA:2104:G:N7	23:DA:2186:G:N2	2.49	0.59
1:AA:495:A:O2'	56:AA:1993:HOH:O	2.17	0.59
1:AA:1131:G:H2'	1:AA:1132:C:C6	2.38	0.59
19:AS:62:ILE:HA	19:AS:66:MET:SD	2.42	0.59
23:BA:2612:C:O5'	49:B5:2:ALA:HB3	2.02	0.59
41:BX:27:THR:HG23	41:BX:80:ILE:HG13	1.84	0.59
48:B4:42:PHE:CB	48:B4:43:TYR:HB2	2.27	0.59
1:CA:316:G:OP2	1:CA:351:G:O2'	2.20	0.59
1:CA:542:G:P	4:CD:10:ARG:HH22	2.26	0.59
1:CA:927:G:O2'	1:CA:1503:A:N7	2.35	0.59
1:CA:1072:G:H2'	1:CA:1073:U:C6	2.37	0.59
1:CA:1306:A:H1'	1:CA:1332:A:C2	2.37	0.59
3:CC:11:ARG:HD3	3:CC:178:LEU:O	2.02	0.59
10:CJ:37:PRO:HA	10:CJ:72:VAL:HG12	1.83	0.59
23:DA:580:C:H2'	23:DA:581:C:H6	1.66	0.59
4:AD:9:CYS:HA	4:AD:12:CYS:HB2	1.84	0.59
23:BA:1449:A:H5'	23:BA:1450:G:OP2	2.03	0.59
23:BA:2773:C:H5''	26:BE:164:ARG:HG2	1.84	0.59
44:B0:27:GLU:HG3	44:B0:68:GLU:HA	1.84	0.59
1:CA:169:C:H2'	1:CA:170:U:H6	1.68	0.59
1:CA:509:A:H5''	4:CD:55:ALA:HB2	1.83	0.59
1:CA:583:A:H2'	1:CA:584:G:O4'	2.02	0.59
1:CA:973:G:H4'	14:CN:41:ARG:HH22	1.68	0.59
4:CD:26:CYS:HA	4:CD:31:CYS:HB2	1.83	0.59
4:CD:72:GLU:OE1	4:CD:207:TYR:OH	2.13	0.59
7:CG:16:LEU:HD22	9:CI:45:ALA:N	2.16	0.59
23:DA:192:C:OP1	56:DA:3825:HOH:O	2.16	0.59
23:DA:330:A:C2	23:DA:1210:A:H2'	2.27	0.59
26:DE:128:SER:OG	26:DE:129:HIS:N	2.35	0.59
1:AA:484:G:HO2'	1:AA:485:G:P	2.25	0.59

Continued on next page...

Continued from previous page...

Atom-1	Atom-2	Interatomic distance (Å)	Clash overlap (Å)
1:AA:1090:U:H2'	1:AA:1091:U:H6	1.67	0.59
1:AA:1422:G:H5'	32:BO:48:PRO:HB3	1.84	0.59
7:AG:30:ILE:HA	7:AG:105:VAL:HG21	1.83	0.59
23:BA:652(B):A:N3	23:BA:652(B):A:H2'	2.18	0.59
23:BA:2406:U:H2'	23:BA:2406:U:OP2	2.02	0.59
40:BW:84:ARG:HG3	40:BW:98:LYS:HD2	1.84	0.59
1:CA:765:G:H5''	1:CA:766:A:OP1	2.03	0.59
1:CA:1015:A:H2'	1:CA:1016:A:O4'	2.02	0.59
1:CA:1117:G:H1'	1:CA:1184:G:H22	1.66	0.59
9:CI:9:ARG:HB2	9:CI:14:VAL:HG13	1.83	0.59
23:DA:873:G:N2	23:DA:905:U:O2	2.36	0.59
23:DA:1049:C:H4'	23:DA:1050:A:OP1	2.02	0.59
23:DA:1639:U:C2'	23:DA:1640:C:H5''	2.33	0.59
23:DA:2294:C:P	36:DS:89:ARG:HH22	2.26	0.59
1:AA:501:C:H1'	1:AA:549:C:H1'	1.85	0.59
1:AA:833:U:H2'	1:AA:834:C:C6	2.37	0.59
1:AA:958:A:N6	19:AS:77:THR:O	2.35	0.59
1:AA:975:A:H4'	1:AA:976:G:H5''	1.84	0.59
1:AA:1157:A:H1'	1:AA:1181:G:N2	2.17	0.59
18:AR:44:LEU:HD21	18:AR:70:ILE:HD13	1.85	0.59
23:BA:61:G:H1	23:BA:94:C:H42	1.49	0.59
23:BA:2820:A:OP1	35:BR:4:LEU:HD23	2.01	0.59
1:CA:166:G:N7	56:CA:1921:HOH:O	2.32	0.59
1:CA:627:G:H2'	1:CA:628:G:H8	1.68	0.59
1:CA:737:A:H2'	1:CA:738:C:C6	2.37	0.59
1:CA:1158:C:O2'	1:CA:1160:G:OP1	2.12	0.59
1:CA:1371:G:H5''	9:CI:69:GLY:N	2.13	0.59
1:CA:1373:G:H4'	7:CG:31:MET:HE3	1.84	0.59
1:CA:1442(B):A:N7	37:DT:118:ARG:NH2	2.50	0.59
3:CC:115:LEU:HA	3:CC:118:GLN:HG2	1.85	0.59
13:CM:24:GLY:HA3	13:CM:66:LEU:HD22	1.84	0.59
38:DU:76:TYR:HH	38:DU:92:ARG:NH1	2.00	0.59
40:DW:79:GLY:HA3	40:DW:100:THR:HG22	1.85	0.59
1:AA:186:C:H2'	1:AA:187:C:H6	1.68	0.59
1:AA:1321:C:C5'	1:AA:1322:C:H5''	2.32	0.59
2:AB:115:LEU:HD13	2:AB:145:LEU:HB3	1.83	0.59
23:BA:196:A:O4'	33:BP:46:LYS:HE2	2.03	0.59
36:BS:96:GLY:HA2	36:BS:97:ARG:C	2.22	0.59
38:BU:76:TYR:CE2	38:BU:80:ILE:HG13	2.37	0.59
1:CA:615:C:H2'	1:CA:616:G:H8	1.68	0.59
1:CA:753:A:OP1	15:CO:69:TYR:OH	2.19	0.59

Continued on next page...

Continued from previous page...

Atom-1	Atom-2	Interatomic distance (Å)	Clash overlap (Å)
1:CA:1203:C:OP1	14:CN:3:ARG:NH1	2.33	0.59
1:CA:1249:C:N4	1:CA:1287:A:H5'	2.18	0.59
16:CP:28:ARG:HH11	16:CP:28:ARG:HG2	1.66	0.59
23:DA:911:A:OP1	56:DA:4345:HOH:O	2.17	0.59
36:DS:67:ARG:HG2	36:DS:71:ARG:NH2	2.18	0.59
1:AA:652:U:C2	1:AA:752:G:N2	2.71	0.59
1:AA:1325:C:H5'	21:AU:17:THR:HG21	1.85	0.59
1:AA:1516:G:H2'	1:AA:1518:A:OP2	2.03	0.59
14:AN:24:CYS:HB2	14:AN:40:CYS:HB3	1.85	0.59
23:BA:253:C:OP2	52:B8:5:LYS:NZ	2.30	0.59
23:BA:1049:C:H2'	23:BA:1050:A:H8	1.68	0.59
23:BA:2867:G:OP2	37:BT:119:LYS:NZ	2.31	0.59
27:BF:85:GLY:O	56:BF:403:HOH:O	2.15	0.59
28:BG:124:SER:HB2	28:BG:131:TYR:CE1	2.37	0.59
29:BH:117:PRO:HB3	29:BH:123:PHE:CE2	2.37	0.59
1:CA:408:A:OP1	4:CD:113:SER:OG	2.17	0.59
1:CA:833:U:H2'	1:CA:834:C:H6	1.67	0.59
1:CA:913:A:H4'	1:CA:914:A:O5'	2.03	0.59
1:CA:1442(B):A:N7	37:DT:118:ARG:CZ	2.66	0.59
6:CF:70:ASP:N	6:CF:70:ASP:OD1	2.36	0.59
9:CI:31:GLN:CD	9:CI:36:TYR:HD1	2.05	0.59
23:DA:928:G:N1	56:DA:4230:HOH:O	2.32	0.59
1:AA:15:G:H8	1:AA:1396:A:HO2'	1.51	0.59
1:AA:266:G:H5''	1:AA:267:C:C5	2.38	0.59
1:AA:858:G:O6	1:AA:869:G:H3'	2.02	0.59
1:AA:983:A:H3'	1:AA:984:C:C5'	2.33	0.59
1:AA:1328:C:OP1	13:AM:28:ALA:HB1	2.03	0.59
5:AE:80:ILE:HD12	5:AE:138:ALA:HB1	1.84	0.59
19:AS:10:PHE:HZ	19:AS:37:ARG:HD3	1.68	0.59
22:AX:14:GLU:HA	22:AX:17:ARG:HD3	1.83	0.59
23:BA:203:C:H3'	23:BA:204:A:H5''	1.85	0.59
23:BA:2272:U:H5''	23:BA:2273:A:OP1	2.02	0.59
27:BF:50:SER:HB2	27:BF:94:PRO:HD3	1.84	0.59
41:BX:8:ILE:O	46:B2:36:ARG:NH2	2.35	0.59
1:CA:382:A:H2'	1:CA:383:A:H8	1.68	0.59
1:CA:1189:C:OP1	14:CN:58:LYS:NZ	2.29	0.59
3:CC:70:VAL:O	3:CC:105:GLU:HA	2.03	0.59
18:CR:31:LEU:H	18:CR:31:LEU:HD23	1.67	0.59
23:DA:1050:A:H2'	23:DA:1051:G:H8	1.68	0.59
23:DA:1509(A):A:H3'	23:DA:1509(B):A:H8	1.67	0.59
42:DY:23:ARG:HG2	42:DY:42:VAL:HG22	1.83	0.59

Continued on next page...

Continued from previous page...

Atom-1	Atom-2	Interatomic distance (Å)	Clash overlap (Å)
1:AA:1459:C:C6	1:AA:1460:A:C5	2.91	0.59
3:AC:27:LYS:O	3:AC:31:HIS:CE1	2.55	0.59
23:BA:546:C:H2'	23:BA:547:A:H5'	1.83	0.59
23:BA:784:A:H5'	23:BA:785:G:OP1	2.02	0.59
23:BA:1047:G:H21	23:BA:1111:A:N6	2.01	0.59
1:CA:377:G:H2'	1:CA:378:G:C8	2.37	0.59
1:CA:857:C:H2'	1:CA:858:G:O4'	2.03	0.59
1:CA:944:G:H2'	1:CA:1338:G:O6	2.02	0.59
1:CA:1246:C:N3	1:CA:1291:G:O6	2.36	0.59
3:CC:138:VAL:HG22	3:CC:151:VAL:HG23	1.85	0.59
6:CF:62:TRP:CH2	6:CF:64:GLN:HB2	2.37	0.59
7:CG:64:GLN:HG3	7:CG:128:ALA:HB1	1.85	0.59
1:AA:626:U:H2'	1:AA:627:G:C8	2.37	0.58
4:AD:18:LYS:HA	4:AD:33:MET:HG3	1.84	0.58
23:BA:1790:C:H5''	23:BA:1791:A:OP1	2.02	0.58
23:BA:1865:G:H5'	23:BA:1866:C:OP2	2.03	0.58
23:BA:2406:U:OP1	56:BA:4496:HOH:O	2.17	0.58
45:B1:3:LYS:HB2	45:B1:61:ARG:HH11	1.68	0.58
1:CA:1131:G:H2'	1:CA:1132:C:C6	2.38	0.58
1:CA:1269:A:OP1	21:CU:24:ARG:HB2	2.03	0.58
2:CB:69:LEU:HD22	2:CB:91:PRO:HB2	1.85	0.58
9:CI:29:ASN:HD21	9:CI:65:VAL:H	1.51	0.58
14:CN:24:CYS:HA	14:CN:39:LEU:HA	1.85	0.58
23:DA:1156:A:C8	38:DU:51:LYS:HD2	2.38	0.58
23:DA:2150:U:H2'	23:DA:2151:G:H8	1.68	0.58
23:DA:2321:G:H2'	23:DA:2321:G:N3	2.17	0.58
41:DX:8:ILE:O	46:D2:36:ARG:NH2	2.36	0.58
1:AA:1236:A:H2'	1:AA:1237:C:C6	2.38	0.58
1:AA:1309:G:N1	1:AA:1328:C:O2	2.27	0.58
3:AC:127:ARG:HB3	3:AC:127:ARG:NH1	2.17	0.58
9:AI:27:THR:HB	9:AI:62:TYR:CD1	2.38	0.58
23:BA:2196:C:OP2	56:BA:4415:HOH:O	2.17	0.58
31:BN:120:LEU:HD22	31:BN:122:VAL:HG23	1.83	0.58
23:DA:908:C:OP1	34:DQ:22:LYS:HB3	2.03	0.58
23:DA:1833:U:H2'	23:DA:1834:U:H6	1.68	0.58
23:DA:1882:C:H5'	23:DA:1883:G:OP2	2.02	0.58
23:DA:1899:G:N3	23:DA:1899:G:H2'	2.17	0.58
23:DA:1997:G:OP2	56:DA:4358:HOH:O	2.17	0.58
23:DA:2406:U:C2	33:DP:72:PRO:HG2	2.38	0.58
23:DA:2612:C:O5'	49:D5:2:ALA:HB3	2.03	0.58
24:DB:43:C:H5''	48:D4:1:MET:HG2	1.86	0.58

Continued on next page...

Continued from previous page...

Atom-1	Atom-2	Interatomic distance (Å)	Clash overlap (Å)
25:DD:142:VAL:HG23	25:DD:193:VAL:HA	1.85	0.58
28:DG:60:LEU:HD23	28:DG:63:ILE:HD12	1.85	0.58
28:DG:72:ARG:HH12	28:DG:87:PRO:HG3	1.68	0.58
1:AA:988:G:H4'	1:AA:1014:A:H61	1.69	0.58
1:AA:1131:G:H1	1:AA:1143:G:N2	2.00	0.58
1:AA:1156:G:N2	1:AA:1179:A:H61	2.01	0.58
1:AA:1251:A:H2'	1:AA:1252:A:O4'	2.03	0.58
7:AG:99:LEU:HD23	7:AG:102:ARG:HH22	1.67	0.58
23:BA:8:A:OP1	31:BN:121:LYS:NZ	2.36	0.58
23:BA:226:G:H21	23:BA:228:A:H62	1.50	0.58
23:BA:588:U:H2'	23:BA:589:C:C6	2.38	0.58
23:BA:1426:G:N7	25:BD:31:LYS:NZ	2.51	0.58
1:CA:102:G:H2'	1:CA:103:C:C6	2.38	0.58
1:CA:1121:U:H2'	1:CA:1122:U:H5'	1.85	0.58
1:CA:1124:G:O2'	10:CJ:38:ILE:HG21	2.03	0.58
1:CA:1442:G:N7	1:CA:1442(A):G:C5	2.71	0.58
2:CB:195:ASP:O	8:CH:74:PRO:HG3	2.02	0.58
7:CG:14:PRO:HA	7:CG:21:VAL:HA	1.84	0.58
8:CH:31:PHE:CE2	8:CH:35:ILE:HD11	2.38	0.58
23:DA:314:A:C2'	23:DA:315:G:H5'	2.32	0.58
23:DA:2298:A:N6	23:DA:2318:G:H8	1.98	0.58
29:DH:124:GLU:HB2	29:DH:132:ARG:HB3	1.85	0.58
1:AA:279:A:C5	17:AQ:98:LEU:HD23	2.39	0.58
1:AA:1172:C:H2'	1:AA:1173:G:H8	1.69	0.58
9:AI:13:ALA:HB2	9:AI:68:GLY:HA3	1.85	0.58
23:BA:184:C:H2'	23:BA:185:U:C6	2.38	0.58
23:BA:581:C:H2'	23:BA:582:G:H8	1.69	0.58
1:CA:100:C:H2'	1:CA:101:A:C8	2.38	0.58
1:CA:606:G:H5''	1:CA:607:A:H5'	1.85	0.58
1:CA:979:C:H42	14:CN:18:VAL:HG12	1.66	0.58
3:CC:137:ALA:HA	3:CC:140:ARG:HB2	1.84	0.58
4:CD:193:ASP:N	4:CD:193:ASP:OD1	2.35	0.58
17:CQ:67:LYS:HA	17:CQ:70:ARG:HH12	1.69	0.58
23:DA:2023:G:H5'	23:DA:2617:C:H4'	1.85	0.58
33:DP:39:LYS:CB	33:DP:45:LEU:HG	2.32	0.58
1:AA:31:G:N7	56:AA:1893:HOH:O	2.32	0.58
1:AA:414:A:H2'	1:AA:415:A:C8	2.39	0.58
1:AA:615:C:H2'	1:AA:616:G:H8	1.68	0.58
1:AA:1095:U:H2'	1:AA:1096:C:C6	2.38	0.58
3:AC:148:GLY:HA3	3:AC:172:ARG:O	2.03	0.58
25:BD:148:GLU:HB2	25:BD:151:LYS:HD2	1.86	0.58

Continued on next page...

Continued from previous page...

Atom-1	Atom-2	Interatomic distance (Å)	Clash overlap (Å)
28:BG:150:ASP:CG	28:BG:151:ALA:H	2.07	0.58
1:CA:353:A:H5'	1:CA:353:A:H8	1.69	0.58
1:CA:542:G:OP1	4:CD:10:ARG:NH2	2.35	0.58
2:CB:136:VAL:HA	2:CB:139:LYS:HB3	1.85	0.58
23:DA:1045:A:H4'	23:DA:1047:G:C4	2.38	0.58
23:DA:1991:U:H2'	23:DA:1992:G:H5''	1.86	0.58
23:DA:2406:U:H2'	23:DA:2406:U:OP2	2.04	0.58
28:DG:56:ALA:HA	28:DG:153:ARG:HH21	1.67	0.58
45:D1:23:LYS:HB3	45:D1:29:GLY:HA3	1.85	0.58
1:AA:76:C:H3'	1:AA:77:G:H5''	1.85	0.58
1:AA:148:G:H2'	1:AA:149:A:C8	2.34	0.58
1:AA:1356:G:H2'	1:AA:1357:A:H8	1.67	0.58
4:AD:26:CYS:HA	4:AD:31:CYS:HB2	1.84	0.58
10:AJ:38:ILE:HG12	10:AJ:71:LEU:O	2.03	0.58
13:AM:3:ARG:HB3	13:AM:8:GLU:O	2.04	0.58
13:AM:19:LEU:O	13:AM:22:ILE:HB	2.04	0.58
19:AS:44:MET:O	19:AS:47:HIS:ND1	2.37	0.58
23:BA:581:C:H2'	23:BA:582:G:C8	2.39	0.58
23:BA:2610:C:H4'	23:BA:2611:U:OP2	2.04	0.58
28:BG:11:TYR:CZ	28:BG:16:ARG:HD3	2.38	0.58
30:BI:77:LEU:HB3	30:BI:142:VAL:HG12	1.85	0.58
1:CA:174:C:H2'	1:CA:175:C:C6	2.37	0.58
1:CA:951:G:N2	1:CA:952:U:H1'	2.19	0.58
23:DA:2115:G:C2	23:DA:2117:A:N7	2.71	0.58
29:DH:46:GLU:HB2	29:DH:49:VAL:HG12	1.83	0.58
37:DT:11:GLU:OE1	37:DT:57:PHE:HB3	2.03	0.58
51:D7:47:ARG:HH11	51:D7:47:ARG:HG3	1.69	0.58
1:AA:223:U:H2'	1:AA:224:C:H6	1.68	0.58
3:AC:3:ASN:OD1	3:AC:3:ASN:N	2.37	0.58
12:AL:83:VAL:HG13	12:AL:100:ILE:HG23	1.86	0.58
20:AT:61:SER:O	20:AT:65:LYS:HG2	2.03	0.58
23:BA:662:G:OP1	56:BA:4541:HOH:O	2.17	0.58
23:BA:1021:A:H62	23:BA:1141:U:H3	1.52	0.58
23:BA:1351:C:H3'	56:BA:3914:HOH:O	2.03	0.58
23:BA:1352:U:P	56:BA:3914:HOH:O	2.60	0.58
47:B3:10:LYS:NZ	47:B3:15:TYR:OH	2.37	0.58
1:CA:300:A:H1'	1:CA:565:U:O2	2.04	0.58
11:CK:27:ASN:OD1	11:CK:28:THR:N	2.36	0.58
19:CS:51:VAL:O	19:CS:57:HIS:HA	2.04	0.58
23:DA:1047:G:H2'	23:DA:1110:G:H1	1.67	0.58
30:DI:104:GLN:HG2	30:DI:105:HIS:CD2	2.38	0.58

Continued on next page...

Continued from previous page...

Atom-1	Atom-2	Interatomic distance (Å)	Clash overlap (Å)
34:DQ:43:THR:OG1	34:DQ:45:GLN:HG2	2.04	0.58
1:AA:17:U:H2'	1:AA:18:C:C6	2.38	0.58
1:AA:1253:G:C6	1:AA:1254:C:C4	2.91	0.58
18:AR:35:ARG:HB3	18:AR:35:ARG:HH11	1.66	0.58
23:BA:2892:A:H2'	23:BA:2893:G:H5'	1.84	0.58
24:BB:14:U:O3'	24:BB:108:U:O2'	2.20	0.58
2:CB:28:PHE:HD2	2:CB:194:PRO:HG3	1.68	0.58
7:CG:92:SER:HB2	7:CG:93:PRO:HD2	1.85	0.58
19:CS:36:ARG:HB3	19:CS:72:GLY:CA	2.34	0.58
23:DA:19:C:H2'	23:DA:20:C:H6	1.69	0.58
23:DA:546:C:H6	23:DA:547:A:H5'	1.68	0.58
23:DA:548:A:N6	39:DV:19:LYS:H	2.02	0.58
23:DA:1188:U:H4'	39:DV:79:VAL:HG22	1.84	0.58
23:DA:2235:G:O6	56:DA:4468:HOH:O	2.17	0.58
1:AA:857:C:H2'	1:AA:858:G:O4'	2.04	0.58
1:AA:972:C:O2	10:AJ:55:LYS:HG3	2.03	0.58
1:AA:1141:C:H2'	1:AA:1142:G:C8	2.29	0.58
1:AA:1230:C:H2'	1:AA:1231:G:H8	1.69	0.58
1:AA:1231:G:H2'	1:AA:1232:U:C6	2.39	0.58
10:AJ:25:GLU:O	10:AJ:29:ARG:N	2.35	0.58
16:AP:29:ASP:OD2	16:AP:29:ASP:N	2.35	0.58
22:AX:56:VAL:H	22:AX:59:GLY:HA2	1.69	0.58
23:BA:1429:G:H2'	23:BA:1430:C:H6	1.67	0.58
23:BA:1899:G:H2'	23:BA:1899:G:N3	2.18	0.58
23:BA:2002:G:OP2	35:BR:9:LYS:NZ	2.37	0.58
1:CA:56:U:H2'	1:CA:57:G:C8	2.38	0.58
1:CA:194:C:H2'	1:CA:195:A:H5''	1.85	0.58
1:CA:652:U:C2	1:CA:752:G:N2	2.71	0.58
1:CA:785:G:C2'	1:CA:786:G:H5'	2.34	0.58
1:CA:814:A:H2'	1:CA:816:A:H5''	1.85	0.58
1:CA:1097:C:O2'	1:CA:1170:A:H1'	2.04	0.58
3:CC:18:TRP:HD1	14:CN:54:PRO:HA	1.69	0.58
3:CC:160:ALA:HB3	3:CC:164:ARG:NH2	2.19	0.58
8:CH:10:LEU:HD22	8:CH:83:ILE:HD11	1.85	0.58
23:DA:536:A:H2'	23:DA:537:C:C6	2.39	0.58
23:DA:543:C:H3'	23:DA:545:G:O4'	2.04	0.58
23:DA:661:C:O3'	56:DA:4438:HOH:O	2.17	0.58
23:DA:1602:U:O4	56:DA:3941:HOH:O	2.14	0.58
23:DA:2136:C:N4	23:DA:2155:G:H1	1.98	0.58
5:AE:6:PHE:HB2	5:AE:34:VAL:HG22	1.84	0.58
23:BA:2593:U:H2'	23:BA:2594:C:C6	2.39	0.58

Continued on next page...

Continued from previous page...

Atom-1	Atom-2	Interatomic distance (Å)	Clash overlap (Å)
41:BX:32:PRO:HA	41:BX:77:LYS:HB2	1.84	0.58
19:CS:36:ARG:HB3	19:CS:72:GLY:N	2.18	0.58
20:CT:63:ILE:HD12	20:CT:81:LYS:HG2	1.85	0.58
23:DA:298:G:H5''	23:DA:299:A:OP1	2.04	0.58
23:DA:1047:G:H2'	23:DA:1110:G:N2	2.19	0.58
23:DA:1628:G:H2'	23:DA:1629:U:C6	2.39	0.58
1:AA:601:C:H2'	1:AA:602:A:H8	1.68	0.57
1:AA:664:G:P	18:AR:64:ARG:HH21	2.27	0.57
1:AA:1095:U:H5''	1:AA:1109:C:O2	2.04	0.57
5:AE:12:LEU:HB3	5:AE:31:LEU:HB3	1.86	0.57
9:AI:13:ALA:HA	9:AI:67:GLY:HA3	1.86	0.57
23:BA:83:G:N2	23:BA:102:G:H2'	2.19	0.57
23:BA:883:G:H1	23:BA:893:C:N4	2.02	0.57
23:BA:885:C:N3	23:BA:886:C:H1'	2.19	0.57
23:BA:1689:A:N6	23:BA:1698:A:H2	1.93	0.57
24:BB:52:A:O2'	24:BB:53:A:H5''	2.03	0.57
1:CA:303:A:H2'	1:CA:304:U:O4'	2.04	0.57
1:CA:709:G:H2'	1:CA:710:G:H8	1.69	0.57
1:CA:1161:C:O2'	1:CA:1162:C:H5'	2.04	0.57
1:AA:448:A:OP2	1:AA:485:G:N1	2.35	0.57
1:AA:1306:A:N6	1:AA:1331:G:H1'	2.18	0.57
1:AA:1318:A:H1'	19:AS:37:ARG:NH2	2.19	0.57
2:AB:69:LEU:HD22	2:AB:91:PRO:HB2	1.85	0.57
2:AB:71:VAL:O	2:AB:165:VAL:HG23	2.05	0.57
3:AC:11:ARG:NH2	3:AC:177:THR:O	2.36	0.57
4:AD:138:TYR:HD2	4:AD:139:ARG:N	2.02	0.57
23:BA:647:G:N7	56:BA:5356:HOH:O	2.32	0.57
23:BA:2161:C:H2'	23:BA:2162:G:C8	2.38	0.57
23:BA:2294:C:P	36:BS:89:ARG:HH22	2.27	0.57
23:BA:2377:A:H2'	23:BA:2378:A:C8	2.39	0.57
24:BB:103:G:OP2	56:BB:314:HOH:O	2.18	0.57
1:CA:626:U:H2'	1:CA:627:G:C8	2.39	0.57
1:CA:1441:G:C2	1:CA:1459:C:H5	2.21	0.57
2:CB:17:PHE:H	2:CB:17:PHE:HD2	1.50	0.57
8:CH:6:ILE:O	8:CH:10:LEU:HG	2.04	0.57
21:CU:12:LYS:HB3	21:CU:22:ARG:HH11	1.69	0.57
27:DF:101:LEU:HD12	27:DF:102:PRO:HD2	1.85	0.57
28:DG:77:ILE:N	28:DG:82:LEU:O	2.37	0.57
1:AA:745:C:H2'	1:AA:746:A:H8	1.69	0.57
1:AA:1459:C:C2'	1:AA:1460:A:C8	2.87	0.57
2:AB:80:ILE:HD11	2:AB:215:LEU:HB2	1.86	0.57

Continued on next page...

Continued from previous page...

Atom-1	Atom-2	Interatomic distance (Å)	Clash overlap (Å)
2:AB:97:TRP:HH2	2:AB:176:GLU:CD	2.07	0.57
9:AI:29:ASN:HB2	9:AI:36:TYR:CZ	2.38	0.57
13:AM:15:VAL:HG12	13:AM:45:VAL:HG23	1.87	0.57
15:AO:3:ILE:H	15:AO:3:ILE:HD13	1.69	0.57
23:BA:769:G:O6	56:BA:4262:HOH:O	2.13	0.57
23:BA:1014:U:H2'	23:BA:1015:G:H8	1.69	0.57
23:BA:2318:G:N2	36:BS:3:ARG:HH11	2.02	0.57
1:CA:448:A:OP2	1:CA:485:G:N1	2.31	0.57
1:CA:1007:C:H2'	1:CA:1008:C:C5	2.39	0.57
1:CA:1030(D):A:H62	1:CA:1031:G:H21	1.53	0.57
1:CA:1130:A:H61	1:CA:1144:G:C1'	2.15	0.57
3:CC:132:ARG:O	3:CC:136:GLN:N	2.32	0.57
23:DA:2562:U:H1'	32:DO:23:ARG:HH11	1.69	0.57
42:DY:92:ASN:N	42:DY:93:GLY:HA2	2.19	0.57
50:D6:9:LEU:HD13	50:D6:51:GLU:HG3	1.85	0.57
1:AA:606:G:H5''	1:AA:607:A:H5'	1.86	0.57
1:AA:1320:C:H1'	19:AS:73:GLU:HB3	1.85	0.57
1:AA:1492:A:H2'	1:AA:1492:A:N3	2.19	0.57
7:AG:35:LYS:HD2	7:AG:38:LEU:HB3	1.86	0.57
23:BA:2184:G:H2'	23:BA:2185:C:O4'	2.03	0.57
23:BA:2853:C:H2'	23:BA:2854:G:H8	1.69	0.57
34:BQ:122:GLY:HA2	34:BQ:125:LEU:HD12	1.86	0.57
1:CA:38:G:C2	1:CA:397:A:C2	2.92	0.57
1:CA:359:U:H2'	1:CA:360:A:H8	1.69	0.57
1:CA:940:C:H1'	1:CA:1374:A:H2	1.68	0.57
4:CD:174:LEU:HD23	4:CD:185:PHE:HA	1.87	0.57
23:DA:271(M):G:O2'	23:DA:271(N):U:OP1	2.18	0.57
1:AA:677:U:H3	1:AA:713:G:H22	1.50	0.57
1:AA:1015:A:H2'	1:AA:1016:A:O4'	2.03	0.57
1:AA:1095:U:OP2	1:AA:1108:G:N1	2.31	0.57
1:AA:1458:G:H2'	1:AA:1458:G:N3	2.19	0.57
23:BA:2275:C:H6	23:BA:2275:C:H5'	1.69	0.57
39:BV:56:SER:H	39:BV:100:ARG:HB2	1.67	0.57
43:BZ:125:LEU:HG	43:BZ:164:ALA:HB3	1.87	0.57
1:CA:1457:G:C6	1:CA:1458:G:C5	2.92	0.57
23:DA:1406:U:H2'	23:DA:1407:C:C6	2.39	0.57
23:DA:1935:G:H1'	23:DA:1964:G:N2	2.19	0.57
25:DD:274:ARG:HA	25:DD:275:LYS:HB3	1.85	0.57
29:DH:3:ARG:CZ	29:DH:4:ILE:H	2.17	0.57
33:DP:46:LYS:HE3	33:DP:51:PHE:CD1	2.40	0.57
1:AA:414:A:H2'	1:AA:415:A:H8	1.68	0.57

Continued on next page...

Continued from previous page...

Atom-1	Atom-2	Interatomic distance (Å)	Clash overlap (Å)
3:AC:17:ASP:O	3:AC:54:ARG:NH2	2.37	0.57
3:AC:36:ASP:O	3:AC:40:ARG:HG2	2.04	0.57
8:AH:36:LEU:HA	8:AH:39:LEU:HD23	1.86	0.57
8:AH:63:LEU:HB2	8:AH:65:TYR:HE1	1.70	0.57
23:BA:530:G:O4'	23:BA:530:G:N3	2.32	0.57
23:BA:543:C:H3'	23:BA:545:G:O4'	2.05	0.57
23:BA:1495:A:H2'	23:BA:1496:A:C8	2.39	0.57
23:BA:1669:A:H5''	23:BA:2550:G:OP1	2.04	0.57
23:BA:1833:U:H2'	23:BA:1834:U:C6	2.39	0.57
23:BA:2299:G:O6	56:BA:5003:HOH:O	2.14	0.57
37:BT:26:ASP:OD2	37:BT:91:ARG:NH1	2.38	0.57
2:CB:54:THR:HG21	2:CB:201:ILE:HD11	1.87	0.57
2:CB:87:ARG:HH11	2:CB:219:VAL:HG12	1.69	0.57
7:CG:41:ARG:O	7:CG:45:ASP:N	2.37	0.57
7:CG:62:PHE:HA	7:CG:124:LEU:HD22	1.86	0.57
35:DR:36:THR:HG22	35:DR:37:THR:H	1.70	0.57
1:AA:359:U:H2'	1:AA:360:A:H8	1.70	0.57
1:AA:1002:G:H2'	1:AA:1003:G:H5'	1.85	0.57
1:AA:1109:C:OP2	3:AC:176:HIS:ND1	2.36	0.57
1:AA:1305:G:H2'	21:AU:6:ARG:H	1.69	0.57
8:AH:121:ASP:N	8:AH:121:ASP:OD1	2.38	0.57
13:AM:64:TRP:HB3	13:AM:66:LEU:HD23	1.87	0.57
23:BA:1014:U:H2'	23:BA:1015:G:C8	2.40	0.57
23:BA:1045:A:H4'	23:BA:1047:G:C4	2.40	0.57
23:BA:2335:A:N7	23:BA:2337:G:C5	2.72	0.57
1:CA:763:G:H2'	1:CA:764:C:H6	1.70	0.57
17:CQ:65:ILE:HD13	17:CQ:69:LYS:HE2	1.86	0.57
23:DA:2853:C:H2'	23:DA:2854:G:H8	1.67	0.57
34:DQ:37:LEU:HD21	34:DQ:130:LYS:HB2	1.87	0.57
1:AA:169:C:H2'	1:AA:170:U:C6	2.39	0.57
1:AA:785:G:C2'	1:AA:786:G:H5'	2.35	0.57
1:AA:814:A:OP2	56:AA:2008:HOH:O	2.17	0.57
1:AA:943:U:H2'	1:AA:944:G:O4'	2.03	0.57
1:AA:1321:C:H5''	1:AA:1322:C:H2'	1.86	0.57
2:AB:54:THR:O	2:AB:58:ILE:HG13	2.05	0.57
7:AG:88:PRO:HG2	7:AG:152:ALA:HB2	1.87	0.57
20:AT:90:GLN:O	20:AT:93:GLU:HB3	2.04	0.57
23:BA:602:G:O2'	23:BA:655:A:N6	2.37	0.57
23:BA:2790:A:H3'	23:BA:2790:A:N3	2.19	0.57
44:B0:40:GLN:OE1	44:B0:44:ARG:N	2.31	0.57
51:B7:23:ARG:HB3	51:B7:23:ARG:HH11	1.70	0.57

Continued on next page...

Continued from previous page...

Atom-1	Atom-2	Interatomic distance (Å)	Clash overlap (Å)
1:CA:76:C:H3'	1:CA:77:G:H5''	1.87	0.57
6:CF:7:ASN:OD1	6:CF:7:ASN:N	2.37	0.57
13:CM:37:THR:HG21	13:CM:56:LEU:HA	1.87	0.57
14:CN:22:THR:HG21	14:CN:35:ARG:HG2	1.86	0.57
23:DA:1627:G:OP2	56:DA:3954:HOH:O	2.17	0.57
23:DA:1963:U:H4'	23:DA:1964:G:OP1	2.05	0.57
28:DG:19:LEU:HD22	28:DG:23:PHE:HE1	1.70	0.57
28:DG:32:PRO:HB2	28:DG:172:LEU:HD22	1.87	0.57
49:D5:45:VAL:HG11	49:D5:58:LEU:HD13	1.87	0.57
3:AC:29:TYR:HE1	10:AJ:65:LEU:HD21	1.69	0.57
6:AF:22:GLU:O	6:AF:26:ILE:HG13	2.05	0.57
16:AP:28:ARG:NH1	16:AP:29:ASP:OD2	2.38	0.57
33:BP:84:ASN:HB2	33:BP:86:LYS:HD3	1.85	0.57
43:BZ:33:LEU:HD23	43:BZ:90:VAL:HG21	1.87	0.57
1:CA:186:C:H2'	1:CA:187:C:H6	1.69	0.57
1:CA:932:C:H5'	7:CG:3:ARG:HD3	1.86	0.57
1:CA:1078:U:H2'	1:CA:1079:G:O4'	2.05	0.57
10:CJ:40:LEU:HD11	10:CJ:69:ASN:HB3	1.86	0.57
23:DA:971:C:OP2	56:DA:4254:HOH:O	2.18	0.57
23:DA:1049:C:H2'	23:DA:1050:A:H8	1.70	0.57
23:DA:1329:U:H5''	23:DA:1330:C:H5	1.69	0.57
23:DA:1434:A:H61	23:DA:1558:A:H62	1.52	0.57
25:DD:2:ALA:HB3	25:DD:20:ASP:HB3	1.86	0.57
30:DI:123:LEU:HD23	30:DI:123:LEU:H	1.69	0.57
42:DY:76:CYS:HB3	42:DY:79:CYS:HB2	1.87	0.57
43:DZ:108:PRO:HB2	43:DZ:111:VAL:HG23	1.85	0.57
49:D5:45:VAL:HA	49:D5:52:TYR:HB2	1.87	0.57
50:D6:16:CYS:HB3	50:D6:43:CYS:SG	2.44	0.57
1:AA:840:C:H4'	1:AA:841:U:OP1	2.05	0.57
1:AA:1179:A:N6	1:AA:1180:A:C6	2.73	0.57
1:AA:1296:C:H4'	1:AA:1302:U:C4	2.40	0.57
3:AC:23:TYR:OH	10:AJ:9:ARG:HD2	2.04	0.57
6:AF:96:PRO:HB3	18:AR:30:ASP:CG	2.25	0.57
11:AK:84:VAL:HG11	11:AK:91:ARG:HD2	1.87	0.57
23:BA:1174:A:H1'	23:BA:1175:U:H5''	1.87	0.57
23:BA:2321:G:N3	23:BA:2321:G:H2'	2.20	0.57
35:BR:11:ASN:ND2	56:BR:304:HOH:O	2.38	0.57
1:CA:359:U:H2'	1:CA:360:A:C8	2.39	0.57
1:CA:437:U:OP1	4:CD:155:LEU:HG	2.04	0.57
1:CA:683:G:H2'	1:CA:684:A:H8	1.70	0.57
1:CA:1297:C:C4'	1:CA:1298:C:H5'	2.34	0.57

Continued on next page...

Continued from previous page...

Atom-1	Atom-2	Interatomic distance (Å)	Clash overlap (Å)
1:CA:1305:G:H1'	1:CA:1306:A:H8	1.70	0.57
19:CS:22:LEU:HA	19:CS:26:GLY:O	2.05	0.57
23:DA:642:G:O6	56:DA:3715:HOH:O	2.16	0.57
23:DA:821:A:H2'	23:DA:946:G:H5''	1.87	0.57
23:DA:1657:C:H2'	23:DA:1658:C:C6	2.39	0.57
23:DA:2184:G:H2'	23:DA:2185:C:O4'	2.05	0.57
1:AA:359:U:H2'	1:AA:360:A:C8	2.40	0.56
1:AA:1072:G:C5	1:AA:1073:U:C4	2.93	0.56
13:AM:70:LEU:H	13:AM:73:GLU:CB	2.17	0.56
23:BA:1329:U:H5''	23:BA:1330:C:H5	1.69	0.56
23:BA:2461:C:H2'	23:BA:2462:U:C6	2.39	0.56
24:BB:52:A:N6	36:BS:33:LYS:HG2	2.20	0.56
43:BZ:179:ASP:HB2	43:BZ:182:LYS:HD3	1.87	0.56
1:CA:1166:G:O2'	1:CA:1169:A:N7	2.28	0.56
1:CA:1343:G:H4'	9:CI:122:ALA:HB3	1.86	0.56
23:DA:495:G:H21	40:DW:61:ASN:HD21	1.53	0.56
23:DA:848:G:OP1	56:DA:4235:HOH:O	2.18	0.56
27:DF:184:TYR:O	27:DF:188:ARG:HG3	2.05	0.56
53:D9:10:ILE:N	53:D9:14:CYS:SG	2.77	0.56
1:AA:1245:A:C2'	1:AA:1246:C:H5'	2.35	0.56
1:AA:1249:C:N4	1:AA:1288:A:OP2	2.37	0.56
5:AE:12:LEU:HD22	5:AE:13:ILE:N	2.20	0.56
23:BA:558:G:C5	56:BA:4943:HOH:O	2.57	0.56
23:BA:1882:C:H5'	23:BA:1883:G:OP2	2.06	0.56
23:BA:1991:U:H2'	23:BA:1992:G:H5''	1.87	0.56
24:BB:40:U:H1'	24:BB:45:A:H61	1.70	0.56
25:BD:5:LYS:HA	25:BD:17:THR:HG22	1.88	0.56
1:CA:555:C:H2'	1:CA:556:C:C6	2.40	0.56
6:CF:96:PRO:HB3	18:CR:30:ASP:CG	2.26	0.56
20:CT:73:HIS:HB3	20:CT:74:LYS:HG2	1.87	0.56
23:DA:422:A:OP2	56:DA:4080:HOH:O	2.18	0.56
23:DA:580:C:H2'	23:DA:581:C:C6	2.40	0.56
23:DA:1030:G:OP2	34:DQ:128:LYS:NZ	2.35	0.56
23:DA:2591:C:OP1	25:DD:239:ARG:HG2	2.05	0.56
33:DP:52:GLU:OE2	52:D8:57:ARG:NH1	2.37	0.56
37:DT:93:ARG:HH11	37:DT:93:ARG:HG2	1.69	0.56
1:AA:21:G:H2'	1:AA:22:G:C8	2.41	0.56
1:AA:263:A:OP2	20:AT:79:ARG:NH1	2.39	0.56
1:AA:616:G:C2	1:AA:617:G:C8	2.93	0.56
1:AA:663:A:O3'	18:AR:64:ARG:NH2	2.38	0.56
1:AA:683:G:H2'	1:AA:684:A:C8	2.40	0.56

Continued on next page...

Continued from previous page...

Atom-1	Atom-2	Interatomic distance (Å)	Clash overlap (Å)
1:AA:878:G:H5'	8:AH:89:PRO:HG2	1.88	0.56
1:AA:978:A:O2'	1:AA:1322:C:N3	2.39	0.56
1:AA:1005:A:N6	1:AA:1024:G:O2'	2.39	0.56
1:AA:1148:U:O3'	9:AI:14:VAL:HG21	2.04	0.56
1:AA:1290:G:H3'	1:AA:1291:G:H8	1.70	0.56
2:AB:54:THR:HG21	2:AB:201:ILE:HD11	1.85	0.56
4:AD:159:ARG:O	4:AD:162:LEU:N	2.38	0.56
23:BA:71:A:H5'	23:BA:71:A:C8	2.40	0.56
23:BA:908:C:OP1	34:BQ:22:LYS:HB3	2.06	0.56
23:BA:1762:A:H8	23:BA:1762:A:O5'	1.88	0.56
23:BA:2023:G:H5'	23:BA:2617:C:H4'	1.87	0.56
23:BA:2322:A:H2'	23:BA:2323:G:O4'	2.05	0.56
23:BA:2350:C:O2	23:BA:2367:G:N2	2.29	0.56
26:BE:11:MET:HG2	26:BE:24:THR:HB	1.87	0.56
27:BF:28:ILE:HD13	27:BF:119:ARG:HE	1.69	0.56
28:BG:72:ARG:HH12	28:BG:87:PRO:HG3	1.69	0.56
1:CA:601:C:H2'	1:CA:602:A:H8	1.69	0.56
1:CA:1443:G:O6	1:CA:1459:C:H1'	2.05	0.56
5:CE:80:ILE:HD12	5:CE:138:ALA:HB1	1.86	0.56
17:CQ:45:HIS:CD2	17:CQ:65:ILE:HG12	2.40	0.56
18:CR:35:ARG:HB3	18:CR:35:ARG:HH11	1.68	0.56
23:DA:271(E):U:H2'	23:DA:271(F):C:C6	2.39	0.56
23:DA:747:U:O2	23:DA:2014:A:H1'	2.04	0.56
23:DA:1050:A:C4	23:DA:1051:G:C8	2.93	0.56
23:DA:1403:C:C5'	23:DA:1471:A:H1'	2.35	0.56
23:DA:1607:C:H4'	23:DA:1608:A:O5'	2.04	0.56
23:DA:2110:G:OP2	23:DA:2110:G:H8	1.88	0.56
23:DA:2273:A:H2'	23:DA:2274:A:C8	2.40	0.56
23:DA:2661:G:H2'	23:DA:2662:A:C8	2.41	0.56
31:DN:24:GLY:HA2	31:DN:27:ALA:HB3	1.85	0.56
36:DS:96:GLY:N	36:DS:99:LYS:H	2.03	0.56
40:DW:18:ARG:NH1	40:DW:76:VAL:O	2.38	0.56
40:DW:60:ASN:HD22	40:DW:60:ASN:N	2.02	0.56
43:DZ:82:ARG:HB3	43:DZ:82:ARG:NH2	2.19	0.56
46:D2:50:ILE:C	46:D2:52:ASP:H	2.07	0.56
1:AA:738:C:H2'	1:AA:739:C:H6	1.70	0.56
1:AA:1249:C:H2'	1:AA:1250:A:H5''	1.87	0.56
23:BA:690:G:O6	56:BA:5170:HOH:O	2.15	0.56
23:BA:1935:G:H1'	23:BA:1964:G:N2	2.20	0.56
23:BA:1963:U:H4'	23:BA:1964:G:OP1	2.06	0.56
23:BA:2615:U:C2	49:B5:7:PRO:HA	2.40	0.56

Continued on next page...

Continued from previous page...

Atom-1	Atom-2	Interatomic distance (Å)	Clash overlap (Å)
29:BH:7:LEU:HD12	29:BH:8:PRO:HD2	1.87	0.56
51:B7:47:ARG:HH11	51:B7:47:ARG:HG3	1.70	0.56
1:CA:192:U:H2'	1:CA:193:C:C6	2.35	0.56
1:CA:858:G:O6	1:CA:869:G:H3'	2.05	0.56
1:CA:1160:G:C6	1:CA:1181:G:N1	2.74	0.56
1:CA:1237:C:N3	1:CA:1337:G:N2	2.53	0.56
5:CE:19:MET:SD	5:CE:24:ARG:HB3	2.46	0.56
23:DA:1131:G:H21	31:DN:73:THR:HG21	1.71	0.56
23:DA:1812:A:O2'	25:DD:45:ASN:N	2.38	0.56
23:DA:1858:G:H1'	23:DA:1884:A:N6	2.21	0.56
23:DA:2322:A:H2'	23:DA:2323:G:O4'	2.05	0.56
26:DE:201:THR:OG1	26:DE:202:LYS:N	2.38	0.56
37:DT:24:PRO:HA	37:DT:49:VAL:HG22	1.87	0.56
37:DT:60:THR:HG22	37:DT:77:PRO:HA	1.87	0.56
1:AA:1391:U:H2'	1:AA:1392:G:C8	2.40	0.56
6:AF:7:ASN:N	6:AF:7:ASN:OD1	2.38	0.56
7:AG:28:ASN:HD21	7:AG:36:LYS:HE2	1.69	0.56
17:AQ:4:LYS:HD2	17:AQ:5:VAL:H	1.71	0.56
23:BA:1049:C:O2'	23:BA:1050:A:O5'	2.22	0.56
23:BA:1786:A:H1'	23:BA:1938:A:N6	2.19	0.56
25:BD:175:LEU:HD12	25:BD:185:VAL:HG21	1.87	0.56
26:BE:9:VAL:HG22	26:BE:25:VAL:HB	1.88	0.56
33:BP:39:LYS:CB	33:BP:45:LEU:HG	2.32	0.56
35:BR:28:LEU:HD12	35:BR:48:VAL:HG21	1.87	0.56
1:CA:828:A:H2'	1:CA:829:G:O4'	2.05	0.56
1:CA:1442(B):A:H62	37:DT:118:ARG:NH2	2.04	0.56
2:CB:74:LYS:O	2:CB:78:GLN:HB2	2.05	0.56
2:CB:88:ALA:HB1	2:CB:222:ILE:HG21	1.88	0.56
6:CF:67:MET:HE1	6:CF:75:LEU:HD13	1.86	0.56
7:CG:10:ARG:O	7:CG:94:ARG:NH2	2.38	0.56
23:DA:631:A:OP2	52:D8:47:LYS:NZ	2.25	0.56
35:DR:20:LEU:HD21	35:DR:40:LYS:HD3	1.87	0.56
38:DU:36:ARG:HD2	38:DU:40:PHE:CZ	2.41	0.56
1:AA:277:C:H5''	17:AQ:68:ARG:NH2	2.21	0.56
1:AA:375:U:C2	1:AA:376:G:C8	2.94	0.56
1:AA:1396:A:C2	5:AE:19:MET:HG3	2.41	0.56
23:BA:185:U:H4'	23:BA:218:A:H4'	1.88	0.56
23:BA:252:G:OP2	33:BP:50:ARG:NH1	2.39	0.56
23:BA:559:G:H22	38:BU:49:HIS:CD2	2.23	0.56
23:BA:1430:C:H2'	23:BA:1431:U:C6	2.39	0.56
26:BE:174:ASP:OD2	26:BE:175:VAL:N	2.39	0.56

Continued on next page...

Continued from previous page...

Atom-1	Atom-2	Interatomic distance (Å)	Clash overlap (Å)
28:BG:133:LEU:HG	28:BG:157:ILE:HB	1.86	0.56
35:BR:50:HIS:CE1	35:BR:54:LEU:HD21	2.41	0.56
42:BY:86:ARG:HD2	42:BY:100:ALA:HA	1.88	0.56
44:B0:53:MET:HG3	44:B0:59:LEU:CD2	2.35	0.56
1:CA:1142:G:C5	1:CA:1143:G:H1'	2.40	0.56
1:CA:1392:G:H21	1:CA:1502:A:H8	1.52	0.56
3:CC:18:TRP:HE1	14:CN:56:VAL:N	2.02	0.56
6:CF:69:GLU:O	6:CF:72:VAL:HG13	2.06	0.56
12:CL:102:ARG:HA	12:CL:107:ALA:HB1	1.86	0.56
23:DA:1762:A:H8	23:DA:1762:A:O5'	1.87	0.56
23:DA:2835:A:N7	56:DA:4350:HOH:O	2.33	0.56
28:DG:86:MET:O	28:DG:88:ILE:HG13	2.06	0.56
48:D4:35:VAL:HA	48:D4:39:CYS:SG	2.44	0.56
1:AA:1371:G:H4'	9:AI:69:GLY:HA3	1.87	0.56
18:AR:31:LEU:HD23	18:AR:31:LEU:H	1.69	0.56
23:BA:1140:C:O3'	31:BN:25:ARG:NH1	2.38	0.56
23:BA:1173:G:H1'	23:BA:1177:A:H61	1.70	0.56
23:BA:1488:G:N2	23:BA:1502:C:C2	2.73	0.56
23:BA:1494:A:H2'	23:BA:1495:A:C8	2.41	0.56
23:BA:1510:G:H2'	23:BA:1511:C:C6	2.41	0.56
23:BA:2199:A:H3'	23:BA:2200:C:C6	2.41	0.56
32:BO:64:ARG:NH1	32:BO:81:ASP:OD2	2.38	0.56
1:CA:142:G:H2'	1:CA:143:A:C8	2.40	0.56
1:CA:335:C:H2'	1:CA:336:C:C6	2.41	0.56
1:CA:377:G:OP1	16:CP:3:LYS:HD2	2.06	0.56
1:CA:991:U:H3'	1:CA:1212:U:N3	2.20	0.56
1:CA:1124:G:H2'	1:CA:1126:U:O4	2.05	0.56
3:CC:6:HIS:CD2	3:CC:7:PRO:HD2	2.38	0.56
10:CJ:51:ARG:HB2	10:CJ:59:SER:OG	2.05	0.56
23:DA:2477:C:O2	53:D9:4:ARG:NH2	2.35	0.56
28:DG:5:VAL:HG12	48:D4:25:TYR:CE1	2.41	0.56
34:DQ:24:GLY:O	34:DQ:102:VAL:HG23	2.05	0.56
1:AA:1037:C:H2'	1:AA:1038:C:C6	2.41	0.56
1:AA:1276:G:H1'	1:AA:1282:C:O2'	2.05	0.56
7:AG:116:ALA:HA	7:AG:119:ARG:HB3	1.88	0.56
17:AQ:45:HIS:CD2	17:AQ:65:ILE:HG12	2.41	0.56
23:BA:1268:A:H2'	23:BA:1269:A:O4'	2.06	0.56
23:BA:1587:A:H2'	23:BA:1588:C:H6	1.68	0.56
40:BW:80:PRO:O	40:BW:100:THR:HB	2.06	0.56
1:CA:148:G:H2'	1:CA:149:A:C8	2.39	0.56
1:CA:559:A:OP1	5:CE:126:ARG:NH2	2.32	0.56

Continued on next page...

Continued from previous page...

Atom-1	Atom-2	Interatomic distance (Å)	Clash overlap (Å)
1:CA:1072:G:C5	1:CA:1073:U:C4	2.94	0.56
1:CA:1342:C:H2'	1:CA:1343:G:H8	1.70	0.56
1:CA:1458:G:H2'	1:CA:1458:G:N3	2.20	0.56
1:CA:1521:G:H2'	1:CA:1522:U:C6	2.41	0.56
11:CK:23:ALA:O	11:CK:86:GLY:HA3	2.06	0.56
13:CM:94:ARG:HH11	13:CM:96:LEU:HD12	1.70	0.56
23:DA:1375:C:H3'	56:DA:3934:HOH:O	2.05	0.56
23:DA:1449:A:H5'	23:DA:1450:G:OP2	2.05	0.56
23:DA:1601:G:N7	56:DA:3941:HOH:O	2.33	0.56
23:DA:2335:A:O2'	23:DA:2336:A:OP2	2.21	0.56
43:DZ:158:PRO:O	43:DZ:161:VAL:HB	2.06	0.56
1:AA:160:A:H2'	1:AA:161:A:O4'	2.05	0.56
3:AC:50:ALA:HB1	3:AC:70:VAL:HG11	1.88	0.56
15:AO:69:TYR:HA	15:AO:72:ARG:HD3	1.86	0.56
1:CA:540:G:H2'	1:CA:541:G:O4'	2.06	0.56
1:CA:966:G:OP2	1:CA:966:G:H8	1.88	0.56
1:CA:1084:G:H21	1:CA:1102:A:H62	1.54	0.56
1:CA:1222:G:H5''	19:CS:78:ARG:HE	1.70	0.56
3:CC:125:GLU:HG3	3:CC:189:ALA:HB1	1.88	0.56
23:DA:751:A:H5'	40:DW:90:ARG:HA	1.86	0.56
23:DA:1865:G:H5'	23:DA:1866:C:OP2	2.06	0.56
23:DA:2492:U:H2'	23:DA:2493:U:C6	2.40	0.56
29:DH:144:VAL:O	29:DH:148:ILE:HG12	2.05	0.56
36:DS:15:ARG:O	36:DS:19:LYS:HG2	2.06	0.56
36:DS:99:LYS:HE2	36:DS:103:GLU:OE2	2.06	0.56
2:AB:51:LEU:O	2:AB:55:PHE:HD2	1.89	0.56
3:AC:11:ARG:NE	3:AC:180:ALA:HB3	2.20	0.56
7:AG:139:GLU:HB3	7:AG:143:ARG:CZ	2.34	0.56
19:AS:36:ARG:HB2	19:AS:72:GLY:HA3	1.87	0.56
23:BA:546:C:H6	23:BA:547:A:H5'	1.70	0.56
24:BB:8:U:O3'	36:BS:25:ARG:NH2	2.39	0.56
25:BD:118:VAL:N	25:BD:129:ASN:ND2	2.53	0.56
1:CA:631:G:H2'	1:CA:632:A:C8	2.41	0.56
1:CA:1388:C:H2'	1:CA:1389:C:C6	2.40	0.56
1:CA:1492:A:N3	1:CA:1492:A:H2'	2.21	0.56
1:CA:1516:G:H2'	1:CA:1518:A:OP2	2.06	0.56
2:CB:82:ARG:HG2	2:CB:92:TYR:OH	2.05	0.56
23:DA:275:G:C2'	23:DA:276:A:H5'	2.36	0.56
23:DA:1635:G:OP1	56:DA:3959:HOH:O	2.18	0.56
26:DE:174:ASP:OD2	26:DE:175:VAL:N	2.37	0.56
43:DZ:151:HIS:HD2	43:DZ:168:GLU:O	1.89	0.56

Continued on next page...

Continued from previous page...

Atom-1	Atom-2	Interatomic distance (Å)	Clash overlap (Å)
46:D2:13:ALA:HA	46:D2:16:LEU:HD12	1.88	0.56
1:AA:684:A:H2'	1:AA:685:G:C8	2.41	0.55
1:AA:999:C:H2'	1:AA:1000:U:H6	1.70	0.55
1:AA:1441:G:N2	1:AA:1459:C:H5	2.02	0.55
23:BA:2298:A:N6	23:BA:2318:G:H8	2.02	0.55
23:BA:2591:C:OP2	25:BD:239:ARG:HB3	2.06	0.55
23:BA:2690:C:OP2	35:BR:14:SER:HB3	2.06	0.55
1:CA:189(F):U:O2	17:CQ:63:ARG:NH2	2.38	0.55
1:CA:434:U:H2'	1:CA:435:C:H6	1.69	0.55
1:CA:1033:G:C8	1:CA:1034:G:C8	2.94	0.55
1:CA:1254:C:N3	1:CA:1283:G:N2	2.54	0.55
2:CB:97:TRP:HH2	2:CB:176:GLU:CD	2.10	0.55
7:CG:113:GLU:HG3	7:CG:119:ARG:HG3	1.88	0.55
22:CX:76:GLY:O	22:CX:80:LYS:HG2	2.05	0.55
32:DO:73:ASP:OD1	37:DT:32:TYR:OH	2.07	0.55
1:AA:626:U:H2'	1:AA:627:G:H8	1.72	0.55
1:AA:833:U:H2'	1:AA:834:C:H6	1.70	0.55
1:AA:1037:C:H2'	1:AA:1038:C:H6	1.70	0.55
1:AA:1459:C:C5'	1:AA:1460:A:OP2	2.54	0.55
3:AC:23:TYR:CG	10:AJ:10:GLY:HA2	2.42	0.55
5:AE:110:LEU:HD13	5:AE:118:ILE:HG21	1.88	0.55
6:AF:69:GLU:OE1	6:AF:69:GLU:N	2.39	0.55
23:BA:1050:A:C4	23:BA:1051:G:C8	2.95	0.55
23:BA:1357:U:OP2	56:BA:4686:HOH:O	2.18	0.55
24:BB:20:C:C2'	24:BB:21:G:H5'	2.36	0.55
28:BG:86:MET:O	28:BG:88:ILE:HG13	2.06	0.55
3:CC:154:SER:O	3:CC:196:LEU:HD13	2.07	0.55
5:CE:12:LEU:HD22	5:CE:13:ILE:N	2.21	0.55
7:CG:71:PRO:HG3	7:CG:103:TRP:CZ3	2.42	0.55
23:DA:1364:G:C8	45:D1:3:LYS:HD3	2.41	0.55
23:DA:2845:G:O2'	23:DA:2846:G:H5'	2.06	0.55
24:DB:66:A:N6	24:DB:109:C:H5'	2.19	0.55
26:DE:52:LEU:HB3	26:DE:76:ARG:HG2	1.89	0.55
43:DZ:52:SER:OG	43:DZ:53:ILE:N	2.39	0.55
1:AA:68:G:H22	1:AA:101:A:H2	1.54	0.55
1:AA:344:A:H4'	1:AA:345:C:OP2	2.06	0.55
1:AA:434:U:H2'	1:AA:435:C:H6	1.70	0.55
1:AA:1149:C:O2'	1:AA:1280:A:N1	2.35	0.55
1:AA:1206:G:O4'	3:AC:194:GLY:HA2	2.06	0.55
1:AA:1442(A):G:C5	1:AA:1442(B):A:C2	2.94	0.55
2:AB:97:TRP:CZ3	2:AB:99:GLY:HA2	2.40	0.55

Continued on next page...

Continued from previous page...

Atom-1	Atom-2	Interatomic distance (Å)	Clash overlap (Å)
19:AS:63:THR:H	19:AS:66:MET:CG	2.20	0.55
35:BR:117:VAL:HG12	35:BR:118:GLU:H	1.71	0.55
37:BT:106:SER:O	37:BT:110:ILE:HG12	2.06	0.55
1:CA:266:G:H5''	1:CA:267:C:C5	2.41	0.55
1:CA:428:G:H4'	1:CA:429:U:O5'	2.06	0.55
1:CA:553:A:H2'	1:CA:554:C:C6	2.41	0.55
1:CA:997:U:O4	1:CA:1044:A:N1	2.39	0.55
1:CA:1060:C:O3'	10:CJ:59:SER:OG	2.15	0.55
8:CH:36:LEU:HA	8:CH:39:LEU:HD23	1.87	0.55
20:CT:90:GLN:O	20:CT:93:GLU:HB3	2.06	0.55
23:DA:364:C:OP2	56:DA:4247:HOH:O	2.18	0.55
23:DA:1019:U:H3	23:DA:1142(A):A:N6	1.99	0.55
23:DA:1366:A:OP1	45:D1:3:LYS:NZ	2.38	0.55
23:DA:2014:A:OP1	56:DA:3657:HOH:O	2.18	0.55
1:AA:583:A:H2'	1:AA:584:G:O4'	2.06	0.55
1:AA:745:C:H2'	1:AA:746:A:C8	2.40	0.55
1:AA:806:C:H2'	1:AA:807:A:H8	1.70	0.55
1:AA:1305:G:N1	1:AA:1331:G:O2'	2.32	0.55
6:AF:67:MET:HE1	6:AF:75:LEU:HD13	1.87	0.55
10:AJ:43:ARG:O	10:AJ:67:THR:HG23	2.06	0.55
13:AM:91:ARG:HB2	13:AM:98:VAL:HG22	1.87	0.55
23:BA:652(S):C:H2'	23:BA:652(T):C:O4'	2.06	0.55
23:BA:2096:U:H3	23:BA:2193:G:H1	1.54	0.55
23:BA:2562:U:H1'	32:BO:23:ARG:HD3	1.87	0.55
33:BP:50:ARG:HD3	52:B8:7:HIS:CD2	2.41	0.55
37:BT:20:PRO:HG2	37:BT:86:ILE:O	2.05	0.55
42:BY:15:VAL:HG21	42:BY:42:VAL:HG11	1.89	0.55
45:B1:94:LEU:O	45:B1:97:LEU:HB2	2.06	0.55
1:CA:97:G:O2'	1:CA:98:G:H8	1.90	0.55
1:CA:615:C:H2'	1:CA:616:G:C8	2.42	0.55
1:CA:616:G:C2	1:CA:617:G:C8	2.95	0.55
1:CA:626:U:H2'	1:CA:627:G:H8	1.72	0.55
6:CF:55:ASP:HB3	6:CF:86:ARG:HH12	1.72	0.55
23:DA:1632:A:N6	56:DA:3946:HOH:O	2.40	0.55
1:AA:957:U:N3	1:AA:960:U:OP2	2.39	0.55
1:AA:1016:A:H2'	1:AA:1017:G:O4'	2.06	0.55
1:AA:1250:A:H2'	1:AA:1251:A:O4'	2.07	0.55
2:AB:178:ARG:HH22	8:AH:68:ARG:HH22	1.54	0.55
23:BA:511:U:C5	23:BA:512:G:C5	2.94	0.55
23:BA:536:A:H2'	23:BA:537:C:C6	2.40	0.55
23:BA:1018:C:O2'	23:BA:1019:U:H5'	2.07	0.55

Continued on next page...

Continued from previous page...

Atom-1	Atom-2	Interatomic distance (Å)	Clash overlap (Å)
23:BA:1509(A):A:H3'	23:BA:1509(B):A:H8	1.71	0.55
1:CA:17:U:H2'	1:CA:18:C:C6	2.41	0.55
1:CA:575:G:H4'	1:CA:575:G:OP1	2.06	0.55
1:CA:946:A:N6	1:CA:1235:U:H3	2.03	0.55
1:CA:1060:C:H4'	10:CJ:51:ARG:HB3	1.87	0.55
2:CB:137:ARG:HB2	2:CB:137:ARG:NH1	2.20	0.55
3:CC:11:ARG:HB3	3:CC:15:THR:HB	1.88	0.55
3:CC:118:GLN:HA	3:CC:121:ALA:HB3	1.87	0.55
3:CC:172:ARG:HH21	3:CC:174:PRO:HG3	1.71	0.55
5:CE:51:VAL:O	5:CE:55:VAL:HG23	2.07	0.55
23:DA:27:G:HO2'	23:DA:28:A:P	2.27	0.55
23:DA:652(S):C:H2'	23:DA:652(T):C:O4'	2.05	0.55
23:DA:1833:U:H2'	23:DA:1834:U:C6	2.41	0.55
1:AA:865:A:H2'	1:AA:866:C:C6	2.42	0.55
1:AA:1276:G:N2	1:AA:1283:G:O4'	2.39	0.55
1:AA:1452:C:O2'	1:AA:1456:G:OP2	2.20	0.55
2:AB:55:PHE:CD1	2:AB:58:ILE:HD12	2.41	0.55
2:AB:80:ILE:HG13	2:AB:215:LEU:HD12	1.89	0.55
23:BA:443:A:N7	27:BF:45:ARG:HG2	2.21	0.55
23:BA:674:G:C1'	27:BF:74:ARG:HD3	2.37	0.55
23:BA:1419:A:O2'	23:BA:1421:G:N7	2.32	0.55
23:BA:1889:A:H2'	23:BA:1890:A:C8	2.41	0.55
2:CB:187:LEU:HD23	2:CB:201:ILE:HB	1.87	0.55
6:CF:11:ASN:HB3	6:CF:14:LEU:HG	1.89	0.55
23:DA:922:U:O4	56:DA:4224:HOH:O	2.16	0.55
23:DA:1509(B):A:H3'	23:DA:1510:G:H8	1.72	0.55
28:DG:59:GLU:O	28:DG:63:ILE:N	2.40	0.55
48:D4:14:ILE:HD11	48:D4:24:THR:OG1	2.06	0.55
1:AA:55:A:C5	1:AA:56:U:C5	2.95	0.55
1:AA:575:G:OP1	1:AA:575:G:H4'	2.07	0.55
1:AA:1002:G:C2'	1:AA:1003:G:H5'	2.35	0.55
1:AA:1486:G:H2'	1:AA:1487:G:O4'	2.07	0.55
20:AT:16:HIS:O	20:AT:19:SER:OG	2.21	0.55
23:BA:2732:G:H3'	23:BA:2733:A:O4'	2.07	0.55
30:BI:74:ASN:HD22	30:BI:75:LEU:HD13	1.70	0.55
46:B2:50:ILE:C	46:B2:52:ASP:H	2.07	0.55
1:CA:223:U:H2'	1:CA:224:C:C6	2.41	0.55
1:CA:277:C:H5''	17:CQ:68:ARG:NH2	2.22	0.55
1:CA:1504:G:OP1	1:CA:1507:A:H4'	2.06	0.55
23:DA:2463:C:C2'	23:DA:2464:C:H5'	2.37	0.55
24:DB:52:A:O2'	24:DB:53:A:H5''	2.06	0.55

Continued on next page...

Continued from previous page...

Atom-1	Atom-2	Interatomic distance (Å)	Clash overlap (Å)
31:DN:99:LEU:HD22	31:DN:103:VAL:HG23	1.89	0.55
34:DQ:42:ILE:HD13	34:DQ:97:VAL:HG21	1.89	0.55
37:DT:23:ARG:HG3	37:DT:120:ARG:NH1	2.22	0.55
3:AC:42:LEU:O	3:AC:46:GLU:HB2	2.06	0.55
13:AM:3:ARG:NH2	13:AM:10:PRO:O	2.29	0.55
23:BA:71:A:H2	41:BX:31:HIS:CE1	2.24	0.55
23:BA:548:A:N6	39:BV:19:LYS:H	2.04	0.55
30:BI:81:VAL:O	30:BI:146:ALA:HA	2.06	0.55
1:CA:920:U:C2	1:CA:921:U:C5	2.95	0.55
1:CA:999:C:H2'	1:CA:1000:U:C6	2.41	0.55
3:CC:2:GLY:N	56:CC:301:HOH:O	2.40	0.55
23:DA:196:A:O4'	33:DP:46:LYS:HE2	2.07	0.55
23:DA:2319:G:H22	36:DS:3:ARG:HD2	1.71	0.55
24:DB:55:U:O3'	28:DG:27:ASN:ND2	2.40	0.55
25:DD:175:LEU:HD12	25:DD:185:VAL:HG21	1.89	0.55
27:DF:65:TRP:HH2	27:DF:72:ARG:HH21	1.55	0.55
27:DF:123:LEU:HD13	27:DF:192:LEU:HD13	1.88	0.55
33:DP:112:LEU:HD22	33:DP:113:LYS:N	2.22	0.55
35:DR:12:ARG:HG2	35:DR:16:HIS:CG	2.42	0.55
38:DU:59:ARG:O	38:DU:63:VAL:HG23	2.07	0.55
1:AA:1065:U:H6	1:AA:1190:G:N2	2.01	0.55
7:AG:9:VAL:HG21	7:AG:94:ARG:HE	1.71	0.55
14:AN:37:PHE:CE1	14:AN:53:LEU:HD13	2.41	0.55
23:BA:272:G:N7	23:BA:421:U:H2'	2.22	0.55
23:BA:2629:A:O2'	23:BA:2630:G:OP2	2.17	0.55
33:BP:38:GLN:O	33:BP:40:SER:N	2.40	0.55
36:BS:49:VAL:HG13	36:BS:76:LYS:HD2	1.89	0.55
40:BW:18:ARG:NH1	40:BW:76:VAL:O	2.39	0.55
1:CA:932:C:C5'	7:CG:3:ARG:HD3	2.37	0.55
1:CA:978:A:H5''	1:CA:979:C:OP2	2.06	0.55
1:CA:1189:C:P	10:CJ:51:ARG:HH22	2.30	0.55
3:CC:152:ILE:HD12	3:CC:199:LYS:HB2	1.88	0.55
7:CG:75:VAL:HA	7:CG:87:VAL:O	2.07	0.55
17:CQ:4:LYS:HD2	17:CQ:5:VAL:H	1.71	0.55
17:CQ:40:LYS:HD3	17:CQ:42:TYR:CZ	2.42	0.55
23:DA:1419:A:O2'	23:DA:1421:G:N7	2.29	0.55
37:DT:109:GLU:O	37:DT:113:LYS:N	2.35	0.55
42:DY:43:ASN:OD1	42:DY:65:ALA:HB3	2.07	0.55
1:AA:737:A:H2'	1:AA:738:C:C6	2.41	0.55
3:AC:191:THR:O	3:AC:194:GLY:N	2.36	0.55
11:AK:21:ILE:HB	11:AK:84:VAL:HG22	1.88	0.55

Continued on next page...

Continued from previous page...

Atom-1	Atom-2	Interatomic distance (Å)	Clash overlap (Å)
17:AQ:48:GLU:HB2	17:AQ:50:LYS:HG2	1.88	0.55
23:BA:885:C:N4	23:BA:890:A:C5	2.71	0.55
23:BA:1279:G:H4'	35:BR:31:HIS:CD2	2.42	0.55
23:BA:1406:U:H2'	23:BA:1407:C:C6	2.42	0.55
23:BA:1858:G:H1'	23:BA:1884:A:N6	2.22	0.55
23:BA:2753:A:N3	53:B9:15:LYS:NZ	2.54	0.55
25:BD:274:ARG:HA	25:BD:275:LYS:HB3	1.88	0.55
26:BE:52:LEU:HB3	26:BE:76:ARG:HG2	1.88	0.55
28:BG:60:LEU:HD23	28:BG:63:ILE:HD12	1.89	0.55
1:CA:537:G:H5''	12:CL:113:ARG:NH1	2.21	0.55
1:CA:678:U:H2'	1:CA:679:C:C6	2.41	0.55
1:CA:1486:G:H2'	1:CA:1487:G:O4'	2.07	0.55
5:CE:76:ILE:HG22	5:CE:93:PRO:HB3	1.89	0.55
10:CJ:48:THR:HA	10:CJ:62:HIS:HA	1.89	0.55
23:DA:517:C:OP1	49:D5:16:ARG:NH2	2.40	0.55
23:DA:1300:U:H4'	23:DA:1301:A:C5'	2.36	0.55
23:DA:1494:A:H2'	23:DA:1495:A:H8	1.70	0.55
23:DA:2463:C:O2'	23:DA:2464:C:H5'	2.07	0.55
23:DA:2699:C:H2'	23:DA:2700:C:O4'	2.06	0.55
1:AA:542:G:H2'	1:AA:543:C:C6	2.42	0.54
1:AA:598:U:H2'	1:AA:599:C:C6	2.42	0.54
1:AA:918:A:H2'	1:AA:919:A:C8	2.42	0.54
2:AB:218:ALA:O	2:AB:222:ILE:HG13	2.07	0.54
6:AF:61:LEU:HB3	6:AF:63:TYR:CE2	2.41	0.54
7:AG:35:LYS:HD2	7:AG:38:LEU:HD22	1.88	0.54
23:BA:275:G:C2'	23:BA:276:A:H5'	2.37	0.54
23:BA:530:G:N1	56:BA:4475:HOH:O	2.16	0.54
23:BA:2110:G:H8	23:BA:2110:G:OP2	1.89	0.54
23:BA:2577:A:OP1	56:BA:4599:HOH:O	2.18	0.54
27:BF:46:ARG:HG2	27:BF:46:ARG:HH11	1.72	0.54
30:BI:21:VAL:HG23	30:BI:22:LYS:O	2.07	0.54
45:B1:23:LYS:HB3	45:B1:29:GLY:HA3	1.89	0.54
48:B4:18:CYS:SG	48:B4:39:CYS:HB3	2.47	0.54
1:CA:668:G:O2'	15:CO:46:HIS:HB3	2.07	0.54
1:CA:840:C:H4'	1:CA:841:U:OP1	2.06	0.54
1:CA:1002:G:N2	1:CA:1039:C:H1'	2.19	0.54
17:CQ:22:LEU:HD11	17:CQ:39:SER:HB3	1.89	0.54
18:CR:36:ASN:C	18:CR:36:ASN:HD22	2.10	0.54
23:DA:271(D):G:H2'	23:DA:271(E):U:O4'	2.07	0.54
23:DA:530:G:O4'	23:DA:530:G:N3	2.40	0.54
23:DA:1019:U:O2'	23:DA:1021:A:H2	1.90	0.54

Continued on next page...

Continued from previous page...

Atom-1	Atom-2	Interatomic distance (Å)	Clash overlap (Å)
23:DA:2867:G:OP2	37:DT:119:LYS:NZ	2.35	0.54
1:AA:1142:G:C5	1:AA:1143:G:H1'	2.42	0.54
8:AH:6:ILE:HB	8:AH:85:ARG:NH1	2.11	0.54
12:AL:24:VAL:HG13	12:AL:98:TYR:HE2	1.71	0.54
31:BN:15:LEU:HD12	31:BN:137:LYS:HG2	1.90	0.54
34:BQ:43:THR:N	34:BQ:46:GLN:OE1	2.40	0.54
1:CA:21:G:H2'	1:CA:22:G:C8	2.42	0.54
1:CA:1320:C:H2'	1:CA:1321:C:O4'	2.08	0.54
1:CA:1459:C:C4	1:CA:1460:A:N6	2.75	0.54
2:CB:95:GLN:HG3	2:CB:147:LYS:HD3	1.89	0.54
23:DA:652(B):A:H2'	23:DA:652(B):A:N3	2.22	0.54
23:DA:1912:A:O2'	23:DA:1913:A:OP2	2.25	0.54
27:DF:28:ILE:HD13	27:DF:119:ARG:HE	1.71	0.54
28:DG:38:VAL:HG22	28:DG:93:THR:HG23	1.89	0.54
28:DG:178:PHE:HB3	28:DG:180:PHE:CE1	2.43	0.54
30:DI:12:LEU:HD22	30:DI:19:VAL:HG21	1.89	0.54
37:DT:53:ARG:HB3	37:DT:53:ARG:HH11	1.71	0.54
1:AA:192:U:H2'	1:AA:193:C:C6	2.39	0.54
1:AA:615:C:H2'	1:AA:616:G:C8	2.42	0.54
1:AA:951:G:C6	1:AA:1231:G:C6	2.96	0.54
1:AA:1090:U:H3	1:AA:1095:U:H3	1.56	0.54
2:AB:77:ALA:HB2	2:AB:211:ILE:HG12	1.88	0.54
6:AF:91:VAL:HG12	6:AF:92:LYS:O	2.07	0.54
6:AF:97:PHE:O	18:AR:31:LEU:HD23	2.07	0.54
23:BA:2319:G:C2	36:BS:3:ARG:HA	2.42	0.54
23:BA:2880:C:O3'	35:BR:90:ARG:NH1	2.40	0.54
26:BE:32:PRO:HA	26:BE:90:THR:HG22	1.89	0.54
38:BU:58:ARG:HA	38:BU:61:TRP:CE3	2.43	0.54
44:B0:55:ARG:CZ	44:B0:55:ARG:HB3	2.37	0.54
1:CA:148:G:O2'	1:CA:149:A:H5'	2.08	0.54
1:CA:429:U:H3'	4:CD:22:LYS:NZ	2.22	0.54
1:CA:1127:G:H5'	9:CI:66:ARG:HH22	1.72	0.54
3:CC:122:GLU:HA	3:CC:125:GLU:HB2	1.88	0.54
9:CI:17:VAL:HG21	9:CI:80:GLY:HA3	1.89	0.54
23:DA:2753:A:N3	53:D9:15:LYS:NZ	2.55	0.54
23:DA:2884:U:O2	49:D5:53:ALA:HB2	2.08	0.54
28:DG:37:VAL:HG23	28:DG:99:MET:HG3	1.88	0.54
33:DP:38:GLN:O	33:DP:40:SER:N	2.40	0.54
41:DX:5:TYR:CZ	46:D2:30:ARG:HB2	2.42	0.54
1:AA:753:A:OP1	15:AO:69:TYR:OH	2.24	0.54
1:AA:944:G:N2	1:AA:1338:G:C8	2.75	0.54

Continued on next page...

Continued from previous page...

Atom-1	Atom-2	Interatomic distance (Å)	Clash overlap (Å)
1:AA:977:A:H2'	1:AA:978:A:H5'	1.89	0.54
2:AB:51:LEU:HD23	2:AB:55:PHE:HE2	1.73	0.54
13:AM:20:THR:HG23	13:AM:26:GLY:HA2	1.89	0.54
14:AN:24:CYS:SG	14:AN:25:VAL:N	2.80	0.54
23:BA:271(M):G:O2'	23:BA:271(N):U:OP1	2.16	0.54
36:BS:67:ARG:HG2	36:BS:71:ARG:NH2	2.23	0.54
37:BT:51:ARG:HG3	37:BT:98:LYS:HE3	1.89	0.54
23:DA:997:G:OP1	38:DU:92:ARG:HG2	2.07	0.54
23:DA:2526:G:H5'	23:DA:2742:C:O2'	2.08	0.54
23:DA:2836:U:C4	23:DA:2883:A:N6	2.76	0.54
26:DE:72:VAL:HA	26:DE:73:GLU:OE2	2.08	0.54
1:AA:407:G:H1	1:AA:435:C:H42	1.55	0.54
1:AA:749:C:H2'	1:AA:750:G:H8	1.72	0.54
1:AA:1025:U:O2	1:AA:1036:G:C6	2.61	0.54
1:AA:1239:A:O2'	7:AG:114:ARG:HB2	2.07	0.54
1:AA:1333:A:H3'	1:AA:1334:G:C8	2.40	0.54
23:BA:630:G:N2	23:BA:633:A:OP2	2.38	0.54
23:BA:2307:G:H5'	23:BA:2308:G:N2	2.21	0.54
23:BA:2492:U:H2'	23:BA:2493:U:H6	1.73	0.54
28:BG:116:ASP:H	28:BG:136:ARG:HH22	1.54	0.54
1:CA:160:A:H2'	1:CA:161:A:O4'	2.07	0.54
1:CA:1030(A):G:H2'	1:CA:1030(C):G:OP2	2.08	0.54
1:CA:1242:C:O2'	1:CA:1303:C:H5''	2.08	0.54
1:CA:1490:C:H2'	1:CA:1491:G:O4'	2.07	0.54
2:CB:71:VAL:O	2:CB:165:VAL:HG23	2.07	0.54
2:CB:80:ILE:HD11	2:CB:215:LEU:HB2	1.88	0.54
7:CG:23:VAL:HG22	7:CG:43:PHE:HE2	1.71	0.54
23:DA:185:U:H4'	23:DA:218:A:H4'	1.90	0.54
23:DA:446:G:OP2	56:DA:4028:HOH:O	2.19	0.54
23:DA:1028:A:N6	23:DA:1125:G:H2'	2.22	0.54
31:DN:56:ASN:H	31:DN:125:GLY:HA3	1.72	0.54
1:AA:154:C:H42	1:AA:167:G:H1	1.55	0.54
1:AA:509:A:H5''	4:AD:55:ALA:HB2	1.88	0.54
1:AA:1261:A:H61	1:AA:1274:G:C2'	2.21	0.54
1:AA:1469:G:H2'	1:AA:1470:G:C8	2.43	0.54
2:AB:137:ARG:HB2	2:AB:137:ARG:NH1	2.21	0.54
4:AD:174:LEU:HD23	4:AD:185:PHE:HA	1.89	0.54
17:AQ:65:ILE:H	17:AQ:65:ILE:HD12	1.73	0.54
23:BA:1019:U:O2'	23:BA:1021:A:H2	1.91	0.54
23:BA:1833:U:O2'	23:BA:1969:A:N1	2.29	0.54
23:BA:2463:C:C2'	23:BA:2464:C:H5'	2.37	0.54

Continued on next page...

Continued from previous page...

Atom-1	Atom-2	Interatomic distance (Å)	Clash overlap (Å)
30:BI:92:VAL:HG13	30:BI:120:ILE:HB	1.90	0.54
1:CA:7:G:H21	5:CE:121:LYS:HG2	1.73	0.54
1:CA:392:G:H5'	16:CP:13:HIS:CE1	2.42	0.54
1:CA:826:C:H2'	1:CA:827:U:C6	2.42	0.54
1:CA:1298:C:H5''	1:CA:1299:A:C8	2.43	0.54
3:CC:186:PHE:HE1	3:CC:197:GLY:HA2	1.71	0.54
4:CD:18:LYS:HA	4:CD:33:MET:HG3	1.90	0.54
17:CQ:92:ARG:O	17:CQ:95:TYR:HB2	2.07	0.54
23:DA:315:G:H2'	23:DA:316:C:C6	2.43	0.54
23:DA:2357:U:O2	56:DA:4163:HOH:O	2.18	0.54
23:DA:2850:A:C2	23:DA:2851:A:C4	2.96	0.54
24:DB:61:G:C6	24:DB:62:C:C4	2.95	0.54
44:D0:27:GLU:HG3	44:D0:68:GLU:HA	1.90	0.54
47:D3:18:ASP:OD1	47:D3:18:ASP:N	2.35	0.54
1:AA:37:U:O2'	1:AA:547:A:N1	2.30	0.54
1:AA:539:A:H2'	1:AA:540:G:C8	2.43	0.54
1:AA:945:G:H2'	1:AA:945:G:N3	2.22	0.54
3:AC:23:TYR:CD2	10:AJ:95:GLU:HB2	2.43	0.54
9:AI:9:ARG:HG2	9:AI:104:ARG:HE	1.72	0.54
23:BA:493:G:O6	56:BA:4858:HOH:O	2.18	0.54
23:BA:1912:A:O2'	23:BA:1913:A:OP2	2.25	0.54
26:BE:112:GLY:O	26:BE:159:HIS:HA	2.08	0.54
35:BR:103:ARG:HH12	35:BR:110:PRO:HD3	1.72	0.54
46:B2:51:ARG:O	46:B2:55:ARG:HB2	2.06	0.54
1:CA:65:U:H2'	1:CA:381:C:H5	1.73	0.54
3:CC:181:ASN:ND2	3:CC:204:LEU:O	2.41	0.54
7:CG:18:TYR:CE1	7:CG:58:PRO:HB2	2.43	0.54
23:DA:1507:A:O2'	23:DA:1508:A:O5'	2.17	0.54
24:DB:105:A:OP1	43:DZ:72:ARG:NH1	2.38	0.54
29:DH:69:ARG:HG3	29:DH:70:THR:N	2.23	0.54
1:AA:157:G:H1	1:AA:164:U:H3	1.56	0.54
1:AA:407:G:O6	1:AA:435:C:N4	2.41	0.54
1:AA:631:G:H2'	1:AA:632:A:C8	2.42	0.54
1:AA:1255:G:H5''	3:AC:26:LYS:NZ	2.22	0.54
5:AE:76:ILE:HG22	5:AE:93:PRO:HB3	1.90	0.54
16:AP:72:ARG:HG2	16:AP:73:LEU:HD23	1.90	0.54
18:AR:36:ASN:C	18:AR:36:ASN:HD22	2.10	0.54
23:BA:141:A:H8	23:BA:1408:C:HO2'	1.48	0.54
23:BA:1534:U:H3'	23:BA:1535:A:N1	2.23	0.54
23:BA:1693:U:O2'	25:BD:14:ARG:NH2	2.40	0.54
23:BA:1774:C:O5'	23:BA:1774:C:H6	1.91	0.54

Continued on next page...

Continued from previous page...

Atom-1	Atom-2	Interatomic distance (Å)	Clash overlap (Å)
27:BF:126:VAL:HG21	27:BF:129:PHE:CE1	2.43	0.54
42:BY:92:ASN:N	42:BY:93:GLY:HA2	2.22	0.54
47:B3:7:LYS:HG3	47:B3:34:GLU:HG2	1.90	0.54
1:CA:605:U:H2'	1:CA:606:G:H8	1.72	0.54
1:CA:769:G:H4'	1:CA:1513:A:H4'	1.90	0.54
1:CA:1250:A:H2	1:CA:1370:G:H1'	1.73	0.54
1:CA:1443:G:H1	1:CA:1459:C:C2'	2.20	0.54
15:CO:75:PRO:O	15:CO:78:TYR:HB3	2.07	0.54
23:DA:903:C:H2'	23:DA:904:C:C6	2.43	0.54
23:DA:2116:G:H4'	23:DA:2117:A:OP1	2.08	0.54
23:DA:2849:U:H4'	23:DA:2868:A:C2	2.43	0.54
27:DF:11:VAL:O	27:DF:17:ARG:HA	2.08	0.54
1:AA:380:G:N2	1:AA:384:G:C5	2.76	0.54
1:AA:390:C:H2'	1:AA:391:G:C8	2.43	0.54
1:AA:1368:G:OP2	9:AI:112:LYS:HG2	2.07	0.54
2:AB:87:ARG:HH11	2:AB:219:VAL:HG12	1.72	0.54
3:AC:34:LEU:HD13	14:AN:25:VAL:HG11	1.89	0.54
20:AT:73:HIS:HB3	20:AT:74:LYS:HG2	1.89	0.54
23:BA:1485:G:H1	23:BA:1504:C:H42	1.56	0.54
37:BT:109:GLU:O	37:BT:113:LYS:N	2.36	0.54
43:BZ:52:SER:OG	43:BZ:53:ILE:N	2.41	0.54
1:CA:922:G:N3	1:CA:1398:A:H2	2.06	0.54
1:CA:1181:G:N2	1:CA:1182:G:H22	2.06	0.54
1:CA:1260:C:OP1	1:CA:1284:C:H4'	2.08	0.54
1:CA:1266:G:OP2	1:CA:1266:G:H8	1.90	0.54
4:CD:173:TRP:CD2	4:CD:189:PRO:HG3	2.43	0.54
23:DA:603:A:H4'	23:DA:604:G:H5'	1.89	0.54
23:DA:878:A:H2'	23:DA:879:G:H5'	1.90	0.54
23:DA:1321:A:H2'	23:DA:1322:A:O4'	2.08	0.54
23:DA:2562:U:H1'	32:DO:23:ARG:HD3	1.90	0.54
39:DV:78:LYS:O	56:DV:202:HOH:O	2.18	0.54
45:D1:2:SER:HB3	45:D1:46:LEU:HD11	1.90	0.54
51:D7:9:ARG:HH21	51:D7:47:ARG:HD3	1.73	0.54
1:AA:877:C:H5''	8:AH:88:LYS:HD3	1.90	0.54
1:AA:964:A:H5''	1:AA:1198:G:O3'	2.08	0.54
1:AA:1003:G:C2'	1:AA:1004:A:H4'	2.27	0.54
1:AA:1118:C:O4'	1:AA:1179:A:C4	2.60	0.54
5:AE:127:ASN:O	5:AE:131:ILE:HG12	2.08	0.54
15:AO:87:ILE:HG22	15:AO:88:ARG:H	1.72	0.54
23:BA:322:A:OP1	27:BF:168:ARG:NH1	2.41	0.54
23:BA:975(A):G:H1'	23:BA:990:A:C2	2.43	0.54

Continued on next page...

Continued from previous page...

Atom-1	Atom-2	Interatomic distance (Å)	Clash overlap (Å)
23:BA:1050:A:H2'	23:BA:1051:G:H8	1.72	0.54
23:BA:1173:G:O2'	23:BA:1174:A:O5'	2.26	0.54
23:BA:1586:A:H8	23:BA:1586:A:O5'	1.90	0.54
23:BA:1815:A:OP2	25:BD:54:ARG:NH2	2.41	0.54
27:BF:11:VAL:O	27:BF:17:ARG:HA	2.08	0.54
27:BF:64:ILE:HD12	27:BF:65:TRP:CE3	2.42	0.54
28:BG:44:GLY:HA2	28:BG:88:ILE:HG22	1.90	0.54
48:B4:36:CYS:N	48:B4:39:CYS:SG	2.76	0.54
1:CA:60:A:H4'	1:CA:61:G:O5'	2.08	0.54
1:CA:393:A:OP2	16:CP:12:LYS:HD2	2.08	0.54
1:CA:1076:C:H42	1:CA:1081:G:H1	1.56	0.54
1:CA:1157:A:C2	1:CA:1180:A:H2'	2.43	0.54
1:CA:1507:A:O3'	56:CA:2020:HOH:O	2.18	0.54
2:CB:24:TRP:HZ3	2:CB:29:ALA:HB2	1.73	0.54
3:CC:43:LEU:O	3:CC:47:LEU:HB2	2.08	0.54
9:CI:70:LYS:HA	9:CI:73:GLN:HB2	1.90	0.54
23:DA:307:G:N2	23:DA:309:G:H3'	2.23	0.54
23:DA:828:U:H4'	23:DA:831:G:N1	2.23	0.54
23:DA:2461:C:H2'	23:DA:2462:U:C6	2.43	0.54
3:AC:7:PRO:HB3	3:AC:175:LEU:HD21	1.90	0.53
14:AN:22:THR:HB	14:AN:33:VAL:HG21	1.91	0.53
15:AO:75:PRO:O	15:AO:78:TYR:HB3	2.08	0.53
20:AT:26:ASN:OD1	20:AT:71:THR:HG23	2.08	0.53
23:BA:1364:G:C8	45:B1:3:LYS:HD3	2.43	0.53
23:BA:1427:A:H4'	23:BA:1428:C:O5'	2.06	0.53
23:BA:1812:A:O2'	25:BD:45:ASN:N	2.40	0.53
23:BA:1948:G:O6	56:BA:4989:HOH:O	2.18	0.53
23:BA:2513:G:N2	26:BE:143:ASN:HD21	2.06	0.53
31:BN:56:ASN:H	31:BN:125:GLY:HA3	1.73	0.53
36:BS:10:ARG:NH2	36:BS:91:PRO:HB2	2.23	0.53
1:CA:15:G:H8	1:CA:1396:A:HO2'	1.56	0.53
1:CA:279:A:C5	17:CQ:98:LEU:HD23	2.42	0.53
3:CC:30:ARG:HG3	3:CC:31:HIS:CD2	2.43	0.53
9:CI:29:ASN:H	9:CI:63:ILE:HG22	1.73	0.53
13:CM:19:LEU:HA	13:CM:22:ILE:HD12	1.89	0.53
23:DA:9:U:H3	23:DA:2629:A:H2	1.52	0.53
23:DA:911:A:H2'	34:DQ:9:TYR:OH	2.08	0.53
25:DD:148:GLU:HB2	25:DD:151:LYS:HD2	1.90	0.53
28:DG:124:SER:HB2	28:DG:131:TYR:CZ	2.43	0.53
30:DI:101:LEU:HD21	30:DI:107:VAL:HG12	1.90	0.53
35:DR:36:THR:HG22	35:DR:37:THR:N	2.23	0.53

Continued on next page...

Continued from previous page...

Atom-1	Atom-2	Interatomic distance (Å)	Clash overlap (Å)
1:AA:1269:A:C8	1:AA:1270:C:H1'	2.43	0.53
1:AA:1320:C:H2'	1:AA:1321:C:O4'	2.08	0.53
3:AC:40:ARG:HE	3:AC:55:VAL:HB	1.73	0.53
12:AL:70:ILE:HG12	12:AL:100:ILE:HD13	1.90	0.53
23:BA:445:C:OP1	38:BU:2:PRO:HA	2.08	0.53
23:BA:603:A:H4'	23:BA:604:G:H5'	1.90	0.53
1:CA:35:G:H2'	1:CA:36:C:C6	2.43	0.53
1:CA:950:U:O4	1:CA:1231:G:O6	2.26	0.53
1:CA:1304:G:N2	1:CA:1332:A:OP2	2.38	0.53
1:CA:1305:G:H2'	21:CU:4:GLY:O	2.08	0.53
1:CA:1394:A:N1	1:CA:1500:A:O2'	2.36	0.53
5:CE:127:ASN:O	5:CE:131:ILE:HG12	2.09	0.53
7:CG:26:PHE:HZ	7:CG:105:VAL:HB	1.73	0.53
7:CG:113:GLU:HB2	7:CG:118:VAL:HB	1.90	0.53
7:CG:114:ARG:O	7:CG:119:ARG:NH1	2.36	0.53
8:CH:85:ARG:NE	8:CH:87:SER:O	2.41	0.53
15:CO:69:TYR:HA	15:CO:72:ARG:HD3	1.89	0.53
19:CS:46:GLY:HA2	19:CS:61:TYR:HE1	1.73	0.53
31:DN:120:LEU:HD22	31:DN:122:VAL:HG23	1.90	0.53
1:AA:1249:C:OP1	9:AI:36:TYR:OH	2.24	0.53
1:AA:1504:G:OP1	1:AA:1507:A:H4'	2.09	0.53
12:AL:32:PHE:HE1	12:AL:86:ARG:HG3	1.74	0.53
34:BQ:27:VAL:HG11	34:BQ:134:ARG:HG2	1.89	0.53
1:CA:35:G:N2	1:CA:550:G:H1'	2.23	0.53
1:CA:262:A:H2'	1:CA:263:A:C8	2.43	0.53
1:CA:598:U:H2'	1:CA:599:C:C6	2.43	0.53
1:CA:1189:C:OP1	10:CJ:51:ARG:NH2	2.35	0.53
23:DA:19:C:H2'	23:DA:20:C:C6	2.43	0.53
23:DA:649:G:H2'	23:DA:650:C:C6	2.43	0.53
23:DA:674:G:C1'	27:DF:74:ARG:HD3	2.38	0.53
23:DA:1140:C:OP1	31:DN:23:LEU:O	2.25	0.53
30:DI:5:LEU:HD11	30:DI:19:VAL:HG22	1.90	0.53
32:DO:10:VAL:HG13	32:DO:17:ARG:O	2.09	0.53
32:DO:73:ASP:OD2	32:DO:73:ASP:N	2.39	0.53
36:DS:99:LYS:O	36:DS:103:GLU:HG3	2.08	0.53
1:AA:262:A:C6	1:AA:263:A:C6	2.97	0.53
1:AA:447:G:H2'	1:AA:485:G:N2	2.23	0.53
7:AG:30:ILE:O	7:AG:32:ARG:NH1	2.41	0.53
23:BA:271(E):U:H3	23:BA:271(S):G:H1	1.57	0.53
23:BA:1929:G:OP1	56:BA:3707:HOH:O	2.18	0.53
23:BA:2884:U:O2	49:B5:53:ALA:HB2	2.08	0.53

Continued on next page...

Continued from previous page...

Atom-1	Atom-2	Interatomic distance (Å)	Clash overlap (Å)
26:BE:201:THR:OG1	26:BE:202:LYS:N	2.41	0.53
27:BF:68:LYS:HB3	27:BF:69:HIS:ND1	2.23	0.53
1:CA:157:G:H1	1:CA:164:U:H3	1.55	0.53
1:CA:407:G:O2'	4:CD:116:GLN:HG3	2.09	0.53
1:CA:447:G:H2'	1:CA:485:G:N2	2.22	0.53
1:CA:1192:C:H6	1:CA:1192:C:H3'	1.74	0.53
3:CC:148:GLY:HA3	3:CC:172:ARG:H	1.73	0.53
6:CF:7:ASN:ND2	18:CR:34:TYR:HE1	2.05	0.53
23:DA:71:A:H5'	23:DA:71:A:C8	2.44	0.53
23:DA:330:A:HO2'	23:DA:331:A:H8	1.55	0.53
23:DA:413:C:H6	23:DA:413:C:O5'	1.92	0.53
23:DA:729:G:OP2	25:DD:13:ARG:NH1	2.40	0.53
23:DA:769:G:H5'	23:DA:1379:A:N6	2.23	0.53
23:DA:1026:U:H5''	23:DA:1026:U:O2	2.09	0.53
23:DA:1138:G:O2'	31:DN:105:GLY:HA3	2.08	0.53
23:DA:1252:G:C2	23:DA:1253:A:C2	2.96	0.53
23:DA:1279:G:H4'	35:DR:31:HIS:CD2	2.43	0.53
23:DA:2602:A:H1'	23:DA:2603:G:C5'	2.39	0.53
23:DA:2732:G:H3'	23:DA:2733:A:O4'	2.07	0.53
23:DA:2741:A:H2'	23:DA:2742:C:O4'	2.08	0.53
26:DE:9:VAL:HG13	26:DE:25:VAL:O	2.09	0.53
31:DN:36:GLY:HA2	31:DN:38:HIS:CE1	2.43	0.53
33:DP:84:ASN:HB2	33:DP:86:LYS:HD3	1.90	0.53
37:DT:64:ARG:HB2	37:DT:73:GLU:HG2	1.89	0.53
1:AA:77:G:O6	1:AA:78:G:C2	2.62	0.53
1:AA:350:G:O2'	1:AA:351:G:H5'	2.08	0.53
1:AA:951:G:N1	1:AA:1231:G:C5	2.77	0.53
1:AA:1469:G:H2'	1:AA:1470:G:H8	1.73	0.53
1:AA:1510:U:H2'	1:AA:1511:G:C8	2.44	0.53
13:AM:23:TYR:CE1	13:AM:70:LEU:HB3	2.44	0.53
13:AM:67:GLU:HB3	13:AM:71:ARG:HH21	1.73	0.53
15:AO:4:THR:O	15:AO:8:LYS:N	2.35	0.53
23:BA:459:U:H4'	51:B7:40:TRP:CZ3	2.44	0.53
23:BA:994:C:OP2	38:BU:54:LYS:NZ	2.34	0.53
23:BA:2296:U:N3	23:BA:2333:A:N3	2.56	0.53
1:CA:407:G:H1	1:CA:435:C:H42	1.55	0.53
8:CH:120:THR:H	8:CH:123:GLU:HB2	1.73	0.53
10:CJ:45:ARG:HB3	10:CJ:65:LEU:HB3	1.91	0.53
12:CL:24:VAL:HG13	12:CL:98:TYR:CE2	2.43	0.53
23:DA:1352:U:P	56:DA:3932:HOH:O	2.67	0.53
23:DA:2097:C:H2'	23:DA:2098:U:O4'	2.08	0.53

Continued on next page...

Continued from previous page...

Atom-1	Atom-2	Interatomic distance (Å)	Clash overlap (Å)
23:DA:2318:G:H22	36:DS:3:ARG:HH11	1.56	0.53
24:DB:2:C:H2'	24:DB:3:C:C6	2.42	0.53
42:DY:79:CYS:HB3	42:DY:81:LYS:H	1.73	0.53
1:AA:14:U:O4	56:AA:2012:HOH:O	2.18	0.53
1:AA:176:C:H2'	1:AA:177:C:C6	2.44	0.53
1:AA:542:G:H2'	1:AA:543:C:H6	1.73	0.53
1:AA:683:G:H2'	1:AA:684:A:H8	1.73	0.53
1:AA:826:C:H4'	8:AH:12:ARG:HD3	1.91	0.53
1:AA:969:A:H2'	1:AA:970:C:H5'	1.90	0.53
1:AA:1097:C:H2'	1:AA:1098:C:H6	1.74	0.53
1:AA:1441:G:C2	1:AA:1459:C:C5	2.97	0.53
1:AA:1490:C:H2'	1:AA:1491:G:O4'	2.09	0.53
3:AC:56:ASP:HB3	3:AC:69:HIS:HE1	1.73	0.53
25:BD:101:GLU:OE1	25:BD:103:ARG:NH1	2.40	0.53
28:BG:145:THR:OG1	28:BG:146:TYR:N	2.40	0.53
48:B4:40:HIS:CE1	48:B4:42:PHE:HB2	2.44	0.53
1:CA:414:A:H2'	1:CA:415:A:C8	2.44	0.53
1:CA:1349:A:H5'	9:CI:120:ARG:HB3	1.90	0.53
1:CA:1457:G:C6	1:CA:1458:G:N7	2.76	0.53
3:CC:23:TYR:CE2	10:CJ:95:GLU:HB2	2.44	0.53
17:CQ:50:LYS:HD3	17:CQ:51:TYR:CE1	2.44	0.53
23:DA:2133:G:H21	23:DA:2158:A:H62	1.55	0.53
23:DA:2513:G:N2	26:DE:143:ASN:HD21	2.07	0.53
23:DA:2638:G:P	26:DE:82:ARG:HH22	2.31	0.53
25:DD:131:LEU:HD22	25:DD:136:ILE:HG12	1.91	0.53
41:DX:35:THR:O	41:DX:39:ILE:HG13	2.08	0.53
49:D5:41:PRO:O	49:D5:44:THR:OG1	2.27	0.53
1:AA:1095:U:P	1:AA:1108:G:H1	2.32	0.53
1:AA:1206:G:C6	1:AA:1207:G:C6	2.96	0.53
3:AC:68:VAL:HG12	3:AC:70:VAL:HG22	1.90	0.53
10:AJ:8:LEU:HA	10:AJ:95:GLU:O	2.09	0.53
23:BA:1040:C:H2'	23:BA:1041:C:C1'	2.39	0.53
23:BA:1914:C:H6	23:BA:1914:C:OP2	1.91	0.53
27:BF:116:ASP:OD1	27:BF:119:ARG:NH2	2.42	0.53
30:BI:98:ALA:O	30:BI:101:LEU:N	2.38	0.53
1:CA:323:U:O3'	20:CT:22:ARG:HD3	2.09	0.53
1:CA:380:G:N2	1:CA:384:G:C5	2.77	0.53
1:CA:581:G:N2	1:CA:760:G:N7	2.57	0.53
1:CA:611:A:H61	1:CA:629:G:H1	1.55	0.53
1:CA:646:U:H2'	1:CA:647:C:H6	1.74	0.53
1:CA:738:C:H2'	1:CA:739:C:H6	1.73	0.53

Continued on next page...

Continued from previous page...

Atom-1	Atom-2	Interatomic distance (Å)	Clash overlap (Å)
3:CC:112:SER:O	3:CC:112:SER:OG	2.25	0.53
5:CE:69:VAL:O	5:CE:71:LEU:N	2.41	0.53
8:CH:6:ILE:HB	8:CH:85:ARG:NH1	2.12	0.53
13:CM:87:TYR:HB2	19:CS:73:GLU:HA	1.90	0.53
23:DA:71:A:H3'	23:DA:71:A:OP2	2.09	0.53
23:DA:566:U:H5''	33:DP:29:LYS:HE3	1.89	0.53
23:DA:1587:A:H2'	23:DA:1588:C:H6	1.74	0.53
23:DA:1858:G:H1'	23:DA:1884:A:H61	1.72	0.53
28:DG:105:LYS:NZ	48:D4:26:SER:HB2	2.24	0.53
35:DR:55:ALA:HB2	35:DR:79:LEU:HD13	1.90	0.53
43:DZ:152:ALA:HA	43:DZ:155:LEU:HD13	1.89	0.53
1:AA:345:C:H4'	1:AA:346:G:C4	2.44	0.53
1:AA:1457:G:C6	1:AA:1458:G:C5	2.96	0.53
6:AF:96:PRO:HB3	18:AR:30:ASP:OD2	2.09	0.53
13:AM:23:TYR:CD1	13:AM:67:GLU:HG2	2.39	0.53
23:BA:528:A:N1	23:BA:2042:A:H2'	2.23	0.53
23:BA:2104:G:O6	23:BA:2185:C:N3	2.41	0.53
23:BA:2320:A:N3	23:BA:2320:A:H2'	2.23	0.53
23:BA:2849:U:H4'	23:BA:2868:A:C2	2.43	0.53
24:BB:87:G:N2	24:BB:90:A:OP2	2.36	0.53
25:BD:130:ALA:HB2	25:BD:192:THR:HB	1.90	0.53
28:BG:19:LEU:HD22	28:BG:23:PHE:HE1	1.74	0.53
29:BH:124:GLU:HB2	29:BH:132:ARG:HB3	1.90	0.53
30:BI:110:ASP:N	30:BI:130:TYR:OH	2.35	0.53
1:CA:951:G:C6	1:CA:1231:G:C6	2.97	0.53
1:CA:1030:C:N4	1:CA:1031:G:C5	2.71	0.53
1:CA:1208:C:H2'	1:CA:1209:C:C6	2.43	0.53
2:CB:51:LEU:O	2:CB:55:PHE:HD2	1.92	0.53
7:CG:111:ARG:HH22	7:CG:122:HIS:HB3	1.74	0.53
7:CG:140:ASP:O	7:CG:143:ARG:HD2	2.08	0.53
23:DA:1288:U:C2	23:DA:1327:C:O2	2.61	0.53
34:DQ:27:VAL:N	34:DQ:138:ASP:OD1	2.41	0.53
40:DW:71:VAL:HA	40:DW:107:LEU:HD12	1.91	0.53
47:D3:7:LYS:HG3	47:D3:34:GLU:HG2	1.91	0.53
1:AA:189(A):C:H42	1:AA:189(J):G:H1	1.56	0.53
1:AA:946:A:O2'	1:AA:1333:A:N3	2.39	0.53
1:AA:1063:C:H2'	1:AA:1064:G:N7	2.24	0.53
1:AA:1078:U:O2	5:AE:130:ASN:ND2	2.42	0.53
1:AA:1267:C:O2	1:AA:1327:C:O2'	2.23	0.53
10:AJ:49:VAL:HG23	14:AN:41:ARG:HB2	1.89	0.53
22:AX:2:GLN:HE21	22:AX:2:GLN:HA	1.72	0.53

Continued on next page...

Continued from previous page...

Atom-1	Atom-2	Interatomic distance (Å)	Clash overlap (Å)
23:BA:303:U:O4	56:BA:4551:HOH:O	2.19	0.53
23:BA:1297:C:OP1	23:BA:2710:C:H4'	2.08	0.53
23:BA:2661:G:H2'	23:BA:2662:A:C8	2.44	0.53
35:BR:36:THR:HG22	35:BR:37:THR:H	1.73	0.53
38:BU:82:GLY:HA3	38:BU:113:ALA:HB1	1.90	0.53
45:B1:82:LEU:O	45:B1:83:GLU:HG3	2.08	0.53
1:CA:943:U:H2'	1:CA:944:G:C8	2.44	0.53
2:CB:162:ILE:HD11	2:CB:184:VAL:HG22	1.89	0.53
6:CF:97:PHE:HD2	18:CR:31:LEU:HD21	1.74	0.53
23:DA:826:U:OP1	23:DA:2428:G:H3'	2.09	0.53
23:DA:2324:C:H5''	23:DA:2325:G:H5'	1.90	0.53
23:DA:2629:A:O2'	23:DA:2630:G:OP2	2.21	0.53
37:DT:53:ARG:HB3	37:DT:53:ARG:NH1	2.24	0.53
1:AA:59:A:H5''	1:AA:60:A:C5'	2.39	0.53
1:AA:78:G:H1	1:AA:91:C:H42	1.54	0.53
1:AA:553:A:H2'	1:AA:554:C:C6	2.44	0.53
1:AA:1220:G:H1'	19:AS:52:TYR:HD2	1.74	0.53
1:AA:1442(A):G:H3'	1:AA:1442(B):A:H5''	1.91	0.53
2:AB:187:LEU:HD13	2:AB:205:ASP:HA	1.90	0.53
8:AH:6:ILE:O	8:AH:10:LEU:HG	2.09	0.53
17:AQ:92:ARG:O	17:AQ:95:TYR:HB2	2.09	0.53
23:BA:1358:G:OP2	56:BA:4687:HOH:O	2.19	0.53
23:BA:2126:A:H4'	23:BA:2127:G:O5'	2.09	0.53
23:BA:2516:G:O6	23:BA:2517:C:N4	2.42	0.53
23:BA:2865:U:O4	56:BA:4115:HOH:O	2.14	0.53
24:BB:15:A:H1'	24:BB:110:G:C5	2.44	0.53
27:BF:164:ARG:HD2	27:BF:175:THR:HG23	1.90	0.53
30:BI:5:LEU:H	30:BI:5:LEU:HD12	1.74	0.53
33:BP:38:GLN:HA	33:BP:41:ARG:HG2	1.91	0.53
42:BY:9:LYS:NZ	42:BY:28:LYS:O	2.41	0.53
1:CA:59:A:H3'	1:CA:331:G:H22	1.73	0.53
1:CA:169:C:H2'	1:CA:170:U:C6	2.43	0.53
1:CA:493:G:HO2'	1:CA:494:U:H6	1.55	0.53
1:CA:742:G:OP2	15:CO:35:ARG:NH2	2.42	0.53
1:CA:932:C:N4	1:CA:1385:G:C6	2.77	0.53
1:CA:1265:G:H2'	1:CA:1266:G:C8	2.44	0.53
1:CA:1316:G:H4'	14:CN:18:VAL:HG21	1.90	0.53
5:CE:68:GLU:CD	5:CE:70:PRO:HG3	2.30	0.53
11:CK:32:ILE:HD11	11:CK:68:ALA:HB1	1.91	0.53
23:DA:896:A:N1	34:DQ:60:ARG:NH2	2.56	0.53
23:DA:917:A:H5'	23:DA:918:A:OP2	2.08	0.53

Continued on next page...

Continued from previous page...

Atom-1	Atom-2	Interatomic distance (Å)	Clash overlap (Å)
23:DA:2126:A:H4'	23:DA:2127:G:O5'	2.09	0.53
23:DA:2312:U:O2'	28:DG:40:ASN:ND2	2.37	0.53
28:DG:111:LEU:HB2	28:DG:112:PRO:HD3	1.91	0.53
42:DY:23:ARG:HH11	42:DY:23:ARG:HB2	1.74	0.53
48:D4:40:HIS:CE1	48:D4:42:PHE:HB2	2.44	0.53
50:D6:13:CYS:SG	50:D6:47:THR:HG21	2.49	0.53
1:AA:1004:A:H2	1:AA:1037:C:H42	1.58	0.52
1:AA:1059:C:O2'	10:AJ:53:PRO:HD3	2.09	0.52
1:AA:1442(A):G:H2'	1:AA:1442(B):A:O4'	2.09	0.52
4:AD:13:ARG:HD2	4:AD:38:TYR:O	2.09	0.52
12:AL:32:PHE:O	12:AL:33:ARG:HD2	2.09	0.52
23:BA:83:G:N2	23:BA:103:A:OP2	2.38	0.52
23:BA:821:A:H2'	23:BA:946:G:H5''	1.90	0.52
23:BA:1301:A:C8	23:BA:1303:G:C8	2.96	0.52
23:BA:2250:G:C5	34:BQ:83:MET:HB2	2.44	0.52
23:BA:2741:A:H2'	23:BA:2742:C:O4'	2.09	0.52
34:BQ:24:GLY:O	34:BQ:102:VAL:HG23	2.08	0.52
1:CA:91:C:H2'	1:CA:92:C:C6	2.44	0.52
1:CA:292:G:N7	1:CA:293:G:H1'	2.24	0.52
1:CA:1244:C:H2'	1:CA:1245:A:C8	2.44	0.52
1:CA:1247:U:H1'	1:CA:1291:G:N2	2.23	0.52
1:CA:1324:A:C5'	1:CA:1363:C:H5''	2.39	0.52
4:CD:13:ARG:HD2	4:CD:38:TYR:O	2.09	0.52
6:CF:22:GLU:O	6:CF:26:ILE:HG13	2.08	0.52
23:DA:61:G:H1	23:DA:94:C:H42	1.58	0.52
23:DA:2364:C:H2'	23:DA:2365:G:O4'	2.09	0.52
26:DE:195:LEU:HG	26:DE:196:VAL:N	2.24	0.52
30:DI:135:GLU:C	30:DI:137:PRO:HD3	2.30	0.52
50:D6:14:THR:HB	50:D6:48:VAL:O	2.09	0.52
1:AA:194:C:C2'	1:AA:195:A:H5''	2.40	0.52
1:AA:709:G:H2'	1:AA:710:G:H8	1.74	0.52
1:AA:742:G:OP2	15:AO:35:ARG:NH2	2.41	0.52
2:AB:21:ARG:H	2:AB:21:ARG:NE	2.07	0.52
2:AB:134:GLU:O	2:AB:137:ARG:HG3	2.10	0.52
3:AC:131:ARG:HH12	3:AC:135:LYS:HE3	1.73	0.52
9:AI:24:GLY:HA2	9:AI:59:PHE:C	2.29	0.52
23:BA:2469:A:H5'	23:BA:2470:G:OP2	2.09	0.52
23:BA:2564:A:C2	23:BA:2647:U:H4'	2.44	0.52
24:BB:40:U:H1'	24:BB:45:A:N6	2.25	0.52
50:B6:8:LYS:HD3	52:B8:34:TRP:CD2	2.44	0.52
1:CA:79:G:N2	1:CA:91:C:O2	2.43	0.52

Continued on next page...

Continued from previous page...

Atom-1	Atom-2	Interatomic distance (Å)	Clash overlap (Å)
1:CA:336:C:H2'	1:CA:337:C:H6	1.73	0.52
1:CA:609:A:H5'	16:CP:18:ARG:HH22	1.74	0.52
1:CA:1252:A:H2	1:CA:1355:G:H1'	1.72	0.52
1:CA:1298:C:H4'	1:CA:1299:A:C4	2.44	0.52
1:CA:1300:G:N1	1:CA:1334:G:H2'	2.19	0.52
7:CG:26:PHE:CZ	7:CG:105:VAL:HB	2.45	0.52
10:CJ:10:GLY:HA3	10:CJ:94:VAL:HG22	1.91	0.52
23:DA:243:U:OP1	52:D8:6:THR:OG1	2.14	0.52
1:AA:50:A:H8	1:AA:50:A:OP1	1.92	0.52
1:AA:105:G:H2'	1:AA:106:C:C6	2.44	0.52
1:AA:184:G:C4'	1:AA:224:C:H4'	2.39	0.52
1:AA:1323:G:H2'	1:AA:1324:A:C8	2.45	0.52
1:AA:1443:G:H1	1:AA:1459:C:C2'	2.22	0.52
8:AH:14:ARG:O	8:AH:18:ARG:HD3	2.08	0.52
23:BA:975:C:H6	56:BA:4752:HOH:O	1.89	0.52
23:BA:1156:A:C8	38:BU:51:LYS:HD2	2.44	0.52
23:BA:2572:A:N7	26:BE:144:ARG:HD2	2.24	0.52
23:BA:2580:U:O4	56:BA:4292:HOH:O	2.14	0.52
23:BA:2699:C:H2'	23:BA:2700:C:O4'	2.09	0.52
28:BG:32:PRO:HB2	28:BG:172:LEU:HD22	1.91	0.52
42:BY:23:ARG:HB2	42:BY:23:ARG:NH1	2.25	0.52
43:BZ:43:GLU:O	43:BZ:47:VAL:HG23	2.09	0.52
1:CA:1162:C:H2'	1:CA:1163:C:H6	1.75	0.52
1:CA:1191:A:OP2	3:CC:3:ASN:ND2	2.42	0.52
1:CA:1412:C:H2'	1:CA:1413:A:C8	2.45	0.52
4:CD:32:ALA:O	4:CD:36:ARG:N	2.42	0.52
9:CI:28:VAL:HB	9:CI:36:TYR:CB	2.34	0.52
11:CK:73:MET:HE2	11:CK:103:LEU:HD13	1.92	0.52
12:CL:32:PHE:HE1	12:CL:86:ARG:HG3	1.74	0.52
23:DA:819:A:C4	23:DA:1189:A:C2	2.97	0.52
23:DA:2173:A:OP2	23:DA:2174:C:H5	1.93	0.52
23:DA:2282:G:H4'	23:DA:2389:G:O2'	2.08	0.52
25:DD:85:ASP:OD2	25:DD:88:ARG:NH1	2.40	0.52
28:DG:150:ASP:CG	28:DG:151:ALA:H	2.11	0.52
1:AA:913:A:H4'	1:AA:914:A:O5'	2.09	0.52
1:AA:1003:G:H1	1:AA:1037:C:N4	2.07	0.52
1:AA:1316:G:H22	1:AA:1319:A:C5'	2.21	0.52
2:AB:213:LEU:HD22	2:AB:214:ILE:HD13	1.91	0.52
12:AL:110:VAL:HG23	12:AL:120:TYR:HB3	1.90	0.52
23:BA:315:G:H2'	23:BA:316:C:C6	2.44	0.52
23:BA:911:A:H2'	34:BQ:9:TYR:OH	2.08	0.52

Continued on next page...

Continued from previous page...

Atom-1	Atom-2	Interatomic distance (Å)	Clash overlap (Å)
23:BA:2296:U:H4'	23:BA:2297:C:OP1	2.09	0.52
38:BU:76:TYR:OH	38:BU:92:ARG:NH1	2.41	0.52
40:BW:82:LEU:HD22	40:BW:84:ARG:NH2	2.23	0.52
43:BZ:152:ALA:HA	43:BZ:155:LEU:HD13	1.92	0.52
1:CA:437:U:O3'	4:CD:125:HIS:NE2	2.39	0.52
1:CA:501:C:H1'	1:CA:549:C:H1'	1.92	0.52
1:CA:1442(A):G:C5	1:CA:1442(B):A:C2	2.96	0.52
23:DA:443:A:N7	27:DF:45:ARG:HG2	2.24	0.52
23:DA:485:C:H2'	23:DA:486:C:H6	1.74	0.52
23:DA:1628:G:H2'	23:DA:1629:U:H6	1.74	0.52
23:DA:2180:U:H2'	23:DA:2181:G:C8	2.44	0.52
25:DD:130:ALA:HB2	25:DD:192:THR:HB	1.91	0.52
46:D2:51:ARG:O	46:D2:55:ARG:HB2	2.09	0.52
1:AA:6:G:O2'	1:AA:7:G:H5''	2.09	0.52
1:AA:659:U:H2'	1:AA:660:G:O4'	2.10	0.52
1:AA:990:C:H2'	1:AA:991:U:C6	2.45	0.52
1:AA:1238:A:H2	1:AA:1241:G:H21	1.56	0.52
1:AA:1442(B):A:H62	37:BT:118:ARG:NH2	2.07	0.52
2:AB:42:ILE:HD12	2:AB:203:GLY:HA2	1.92	0.52
3:AC:29:TYR:OH	14:AN:54:PRO:O	2.28	0.52
8:AH:111:ILE:H	8:AH:111:ILE:HD12	1.74	0.52
17:AQ:79:SER:OG	17:AQ:80:GLY:N	2.41	0.52
23:BA:511:U:O4	23:BA:512:G:N1	2.43	0.52
23:BA:2850:A:C2	23:BA:2851:A:C4	2.97	0.52
25:BD:131:LEU:HD22	25:BD:136:ILE:HG12	1.91	0.52
25:BD:206:LEU:HD22	25:BD:211:ARG:HG2	1.91	0.52
30:BI:125:GLU:OE1	30:BI:143:SER:HB3	2.09	0.52
31:BN:24:GLY:HA2	31:BN:27:ALA:HB3	1.91	0.52
1:CA:1030(C):G:N7	1:CA:1031:G:N2	2.58	0.52
1:CA:1060:C:N4	56:CC:301:HOH:O	2.42	0.52
1:CA:1441:G:C3'	1:CA:1459:C:N4	2.73	0.52
21:CU:12:LYS:HB3	21:CU:22:ARG:NH1	2.24	0.52
21:CU:12:LYS:O	21:CU:16:GLY:N	2.37	0.52
23:DA:7:G:H2'	23:DA:8:A:C8	2.44	0.52
23:DA:528:A:C2	23:DA:2042:A:H2'	2.44	0.52
23:DA:853:G:H1	23:DA:924:C:H42	1.56	0.52
23:DA:1914:C:OP2	23:DA:1914:C:H6	1.91	0.52
27:DF:164:ARG:HD2	27:DF:175:THR:HG23	1.90	0.52
36:DS:11:LYS:O	36:DS:15:ARG:HG3	2.10	0.52
1:AA:66:G:O4'	1:AA:173:U:C4	2.63	0.52
1:AA:969:A:OP1	10:AJ:55:LYS:NZ	2.38	0.52

Continued on next page...

Continued from previous page...

Atom-1	Atom-2	Interatomic distance (Å)	Clash overlap (Å)
6:AF:70:ASP:OD1	6:AF:70:ASP:N	2.42	0.52
8:AH:85:ARG:NE	8:AH:87:SER:O	2.42	0.52
23:BA:1971:A:C4	25:BD:241:PRO:HD3	2.44	0.52
23:BA:2180:U:H2'	23:BA:2181:G:C8	2.45	0.52
36:BS:15:ARG:O	36:BS:19:LYS:HG2	2.09	0.52
43:BZ:160:GLY:HA2	43:BZ:161:VAL:HB	1.91	0.52
1:CA:18:C:H5''	5:CE:127:ASN:HD21	1.74	0.52
1:CA:586:C:H2'	1:CA:587:G:H5'	1.92	0.52
1:CA:785:G:H2'	1:CA:786:G:H5'	1.92	0.52
1:CA:1098:C:H5'	1:CA:1169:A:H1'	1.92	0.52
1:CA:1125:U:H5'	1:CA:1126:U:C5	2.44	0.52
1:CA:1369:C:H2'	1:CA:1370:G:C8	2.45	0.52
1:CA:1459:C:C2'	1:CA:1460:A:C8	2.93	0.52
2:CB:21:ARG:H	2:CB:21:ARG:NE	2.08	0.52
3:CC:55:VAL:HG12	3:CC:57:ILE:HG13	1.91	0.52
6:CF:96:PRO:HB3	18:CR:30:ASP:OD2	2.09	0.52
9:CI:20:ARG:HB3	9:CI:60:ASP:O	2.10	0.52
23:DA:1049:C:O2'	23:DA:1050:A:O5'	2.25	0.52
23:DA:1546:C:H5'	23:DA:1547:C:H5'	1.92	0.52
24:DB:20:C:C2'	24:DB:21:G:H5'	2.39	0.52
34:DQ:26:TYR:CE1	34:DQ:28:ALA:HB2	2.44	0.52
43:DZ:182:LYS:O	43:DZ:186:GLU:HG2	2.09	0.52
1:AA:999:C:H2'	1:AA:1000:U:C6	2.45	0.52
2:AB:88:ALA:HB1	2:AB:222:ILE:HG21	1.92	0.52
23:BA:1818:U:O4	25:BD:154:LYS:HE3	2.10	0.52
23:BA:2319:G:N2	36:BS:3:ARG:HA	2.25	0.52
24:BB:61:G:C6	24:BB:62:C:C4	2.98	0.52
35:BR:55:ALA:HB2	35:BR:79:LEU:HD13	1.91	0.52
43:BZ:40:ASP:OD1	43:BZ:42:VAL:HG13	2.09	0.52
1:CA:860:A:N6	1:CA:861:G:C2	2.78	0.52
1:CA:1048:G:C6	1:CA:1210:C:N4	2.77	0.52
1:CA:1053:G:N7	1:CA:1199:U:H2'	2.25	0.52
1:CA:1109:C:O5'	1:CA:1109:C:H6	1.93	0.52
1:CA:1305:G:OP2	1:CA:1305:G:C8	2.63	0.52
2:CB:97:TRP:CZ2	2:CB:101:MET:HB2	2.44	0.52
3:CC:153:VAL:HA	3:CC:197:GLY:O	2.10	0.52
7:CG:113:GLU:OE2	7:CG:119:ARG:HA	2.09	0.52
8:CH:121:ASP:N	8:CH:121:ASP:OD1	2.40	0.52
11:CK:26:ASN:O	56:CK:201:HOH:O	2.18	0.52
23:DA:602:G:O2'	23:DA:655:A:N6	2.43	0.52
23:DA:652(O):C:H2'	23:DA:652(P):G:C8	2.45	0.52

Continued on next page...

Continued from previous page...

Atom-1	Atom-2	Interatomic distance (Å)	Clash overlap (Å)
23:DA:863:A:H2'	23:DA:864:G:C8	2.44	0.52
23:DA:1790:C:H5''	23:DA:1791:A:OP1	2.09	0.52
23:DA:2200:C:H5'	23:DA:2201:C:OP2	2.07	0.52
23:DA:2690:C:OP2	35:DR:14:SER:HB3	2.10	0.52
1:AA:1130:A:H61	1:AA:1144:G:C1'	2.20	0.52
1:AA:1388:C:H2'	1:AA:1389:C:H6	1.75	0.52
23:BA:102:G:O2'	23:BA:103:A:O5'	2.27	0.52
23:BA:218:A:C2	23:BA:235:U:H4'	2.45	0.52
23:BA:492:A:H2'	23:BA:493:G:O4'	2.10	0.52
23:BA:498:G:O2'	23:BA:499:U:H5'	2.10	0.52
23:BA:993:G:OP1	38:BU:50:ARG:NH2	2.43	0.52
23:BA:1403:C:C5'	23:BA:1471:A:H1'	2.38	0.52
23:BA:2672:G:H5''	23:BA:2672:G:H8	1.73	0.52
47:B3:18:ASP:OD1	47:B3:18:ASP:N	2.42	0.52
1:CA:1327:C:H2'	1:CA:1328:C:O4'	2.09	0.52
3:CC:134:ILE:HG22	3:CC:168:ALA:HB3	1.91	0.52
11:CK:21:ILE:HB	11:CK:84:VAL:HG22	1.90	0.52
19:CS:49:ILE:O	19:CS:59:PRO:HA	2.09	0.52
23:DA:143(A):C:H2'	23:DA:144:C:C6	2.44	0.52
23:DA:1669:A:H5''	23:DA:2550:G:OP1	2.10	0.52
23:DA:2096:U:H3	23:DA:2193:G:H1	1.57	0.52
31:DN:96:GLU:H	31:DN:96:GLU:CD	2.13	0.52
36:DS:26:LEU:HD22	36:DS:87:PHE:CD1	2.45	0.52
42:DY:28:LYS:HG3	42:DY:40:GLU:HG2	1.92	0.52
1:AA:750:G:C2	15:AO:23:GLY:HA3	2.44	0.52
1:AA:756:C:N4	56:AA:2015:HOH:O	2.32	0.52
1:AA:971:G:O2'	1:AA:1365:G:O3'	2.28	0.52
1:AA:1298:C:N4	7:AG:114:ARG:HD2	2.24	0.52
4:AD:108:LEU:HB3	4:AD:110:PHE:CE1	2.45	0.52
4:AD:173:TRP:HB2	4:AD:187:ARG:O	2.10	0.52
7:AG:71:PRO:HG3	7:AG:138:LYS:CG	2.39	0.52
23:BA:229:A:C8	23:BA:229:A:H3'	2.45	0.52
23:BA:878:A:H2'	23:BA:879:G:H5'	1.92	0.52
23:BA:1335:U:O4	56:BA:4449:HOH:O	2.17	0.52
23:BA:2117:A:N6	23:BA:2171:A:C6	2.78	0.52
36:BS:35:ILE:HG12	36:BS:101:LEU:HD12	1.91	0.52
43:BZ:98:MET:O	43:BZ:125:LEU:HD12	2.09	0.52
1:CA:1239:A:H4'	1:CA:1240:U:OP1	2.09	0.52
1:CA:1492:A:H4'	1:CA:1492:A:OP1	2.10	0.52
19:CS:16:LEU:CA	19:CS:20:LEU:HB2	2.37	0.52
23:DA:71:A:H5'	23:DA:71:A:H8	1.75	0.52

Continued on next page...

Continued from previous page...

Atom-1	Atom-2	Interatomic distance (Å)	Clash overlap (Å)
23:DA:944:G:O3'	56:DA:3793:HOH:O	2.19	0.52
23:DA:1819:A:H4'	23:DA:1820:U:O5'	2.10	0.52
23:DA:2308:G:H4'	23:DA:2309:A:OP2	2.08	0.52
35:DR:37:THR:OG1	35:DR:40:LYS:HG3	2.09	0.52
1:AA:56:U:H2'	1:AA:57:G:C8	2.45	0.52
1:AA:93:G:O2'	1:AA:96:U:H5'	2.10	0.52
1:AA:374:A:N1	1:AA:390:C:O2'	2.36	0.52
1:AA:763:G:H2'	1:AA:764:C:H6	1.75	0.52
4:AD:119:GLN:HG2	4:AD:123:HIS:CD2	2.45	0.52
23:BA:335:C:H2'	23:BA:336:C:H6	1.75	0.52
23:BA:582:G:H2'	23:BA:583:G:C8	2.44	0.52
23:BA:2109:U:H1'	23:BA:2181:G:N2	2.24	0.52
23:BA:2319:G:H22	36:BS:3:ARG:HD2	1.75	0.52
23:BA:2364:C:H2'	23:BA:2365:G:O4'	2.10	0.52
47:B3:40:THR:HG23	47:B3:43:ILE:HD12	1.92	0.52
1:CA:977:A:H1'	1:CA:982:U:H3	1.74	0.52
1:CA:1004:A:H2	1:CA:1037:C:N4	2.08	0.52
1:CA:1238:A:N7	1:CA:1299:A:N1	2.57	0.52
1:CA:1458:G:H3'	1:CA:1459:C:H5''	1.92	0.52
1:CA:1459:C:C5'	1:CA:1460:A:OP2	2.57	0.52
5:CE:14:ARG:HE	5:CE:16:THR:HG22	1.74	0.52
7:CG:142:GLU:CB	7:CG:143:ARG:HH21	2.22	0.52
23:DA:1810:A:H2'	23:DA:1811:G:O4'	2.09	0.52
23:DA:2537:U:H2'	23:DA:2538:C:C6	2.45	0.52
29:DH:7:LEU:HD12	29:DH:8:PRO:HD2	1.92	0.52
37:DT:95:ARG:HG2	37:DT:95:ARG:NH1	2.19	0.52
38:DU:44:ASN:ND2	39:DV:75:PHE:O	2.36	0.52
1:AA:189:G:H2'	1:AA:189(A):C:H6	1.73	0.51
1:AA:668:G:O2'	15:AO:46:HIS:HB3	2.10	0.51
1:AA:1070:U:H2'	1:AA:1071:C:C6	2.45	0.51
1:AA:1169:A:H2'	1:AA:1170:A:H8	1.74	0.51
1:AA:1316:G:N2	1:AA:1318:A:H3'	2.25	0.51
6:AF:7:ASN:ND2	18:AR:34:TYR:HE1	2.05	0.51
7:AG:95:ARG:O	7:AG:99:LEU:HG	2.10	0.51
7:AG:101:LEU:HA	7:AG:104:LEU:HD23	1.92	0.51
7:AG:140:ASP:HA	7:AG:143:ARG:HB2	1.91	0.51
11:AK:73:MET:HG3	11:AK:103:LEU:HD21	1.91	0.51
13:AM:87:TYR:HB2	19:AS:73:GLU:O	2.10	0.51
22:AX:56:VAL:N	22:AX:59:GLY:HA2	2.24	0.51
23:BA:1173:G:H1'	23:BA:1177:A:N6	2.24	0.51
23:BA:2308:G:H4'	23:BA:2309:A:OP2	2.10	0.51

Continued on next page...

Continued from previous page...

Atom-1	Atom-2	Interatomic distance (Å)	Clash overlap (Å)
23:BA:2755:C:HO2'	23:BA:2756:U:H6	1.58	0.51
24:BB:48:A:H4'	36:BS:95:HIS:HD2	1.75	0.51
36:BS:95:HIS:C	36:BS:99:LYS:HB3	2.31	0.51
1:CA:676:A:O2'	1:CA:677:U:H5'	2.10	0.51
1:CA:1029:C:N3	1:CA:1032:G:O6	2.43	0.51
1:CA:1128:C:N3	1:CA:1143:G:N2	2.47	0.51
12:CL:25:PRO:C	12:CL:27:LEU:H	2.11	0.51
18:CR:66:LEU:O	18:CR:70:ILE:HG13	2.11	0.51
23:DA:229:A:H3'	23:DA:229:A:C8	2.45	0.51
23:DA:706:A:H2'	23:DA:707:G:O4'	2.10	0.51
23:DA:764:A:OP1	25:DD:208:LYS:HE2	2.10	0.51
23:DA:1688:U:H1'	23:DA:1701:A:C6	2.45	0.51
23:DA:2109:U:H1'	23:DA:2181:G:N2	2.25	0.51
23:DA:2564:A:C2	23:DA:2647:U:H4'	2.45	0.51
23:DA:2880:C:O3'	35:DR:90:ARG:NH1	2.43	0.51
24:DB:13:A:N1	24:DB:69:G:O2'	2.38	0.51
28:DG:116:ASP:H	28:DG:136:ARG:HH22	1.57	0.51
1:AA:428:G:H4'	1:AA:429:U:O5'	2.10	0.51
1:AA:1126:U:H1'	1:AA:1280:A:C5	2.46	0.51
1:AA:1316:G:C6	1:AA:1318:A:H5''	2.46	0.51
7:AG:26:PHE:CG	7:AG:101:LEU:HD22	2.46	0.51
23:BA:1040:C:H2'	23:BA:1041:C:H1'	1.91	0.51
28:BG:22:ARG:HH21	28:BG:175:LEU:HD11	1.74	0.51
28:BG:111:LEU:HB2	28:BG:112:PRO:HD3	1.92	0.51
30:BI:83:ALA:HA	30:BI:89:TYR:HE2	1.74	0.51
32:BO:77:ILE:HG13	37:BT:74:ARG:HG2	1.92	0.51
42:BY:28:LYS:HG3	42:BY:40:GLU:HG2	1.93	0.51
1:CA:666:G:H5'	1:CA:726:C:H1'	1.93	0.51
1:CA:826:C:H4'	8:CH:12:ARG:HD3	1.91	0.51
1:CA:971:G:H1	1:CA:1363(A):A:H5'	1.75	0.51
1:CA:1052:U:H2'	1:CA:1055:A:OP1	2.09	0.51
2:CB:16:HIS:CD2	2:CB:209:ARG:HG3	2.45	0.51
9:CI:10:ARG:CB	9:CI:75:ASP:HB2	2.39	0.51
16:CP:72:ARG:HG2	16:CP:73:LEU:HD23	1.92	0.51
20:CT:61:SER:O	20:CT:65:LYS:HG2	2.11	0.51
23:DA:581:C:H2'	23:DA:582:G:C8	2.46	0.51
23:DA:588:U:H2'	23:DA:589:C:C6	2.45	0.51
23:DA:2441:C:OP2	23:DA:2586:C:O2'	2.27	0.51
23:DA:2790:A:H3'	23:DA:2790:A:N3	2.25	0.51
26:DE:111:ARG:HD3	26:DE:160:TYR:CE1	2.45	0.51
1:AA:277:C:OP1	17:AQ:68:ARG:NH2	2.41	0.51

Continued on next page...

Continued from previous page...

Atom-1	Atom-2	Interatomic distance (Å)	Clash overlap (Å)
1:AA:611:A:H61	1:AA:629:G:H1	1.57	0.51
1:AA:881:G:P	12:AL:12:ARG:HH22	2.33	0.51
1:AA:920:U:O4'	1:AA:1080:A:C2	2.64	0.51
1:AA:1022:G:H2'	1:AA:1023:G:C8	2.45	0.51
1:AA:1090:U:H2'	1:AA:1091:U:C6	2.44	0.51
1:AA:1222:G:H5''	19:AS:78:ARG:CZ	2.41	0.51
1:AA:1277:C:H2'	1:AA:1279:A:H8	1.76	0.51
1:AA:1372:U:H5''	9:AI:71:SER:CB	2.40	0.51
4:AD:36:ARG:HB3	4:AD:38:TYR:CZ	2.46	0.51
4:AD:193:ASP:OD1	4:AD:193:ASP:N	2.44	0.51
10:AJ:33:GLN:O	10:AJ:34:VAL:HG22	2.08	0.51
21:AU:15:ARG:HA	21:AU:15:ARG:HE	1.76	0.51
23:BA:1530:C:O2'	23:BA:1531:C:P	2.68	0.51
23:BA:1593:G:H2'	23:BA:1594:G:C8	2.46	0.51
23:BA:2200:C:H5'	23:BA:2201:C:OP2	2.09	0.51
25:BD:130:ALA:C	25:BD:131:LEU:HD12	2.31	0.51
30:BI:4:ILE:HG21	30:BI:47:LEU:HG	1.92	0.51
32:BO:73:ASP:OD1	37:BT:32:TYR:OH	2.22	0.51
36:BS:99:LYS:O	36:BS:103:GLU:HG3	2.10	0.51
1:CA:746:A:H2'	1:CA:747:C:C6	2.45	0.51
1:CA:958:A:N3	1:CA:985:C:O2'	2.37	0.51
1:CA:1347:G:H1'	1:CA:1348:U:H5	1.75	0.51
10:CJ:12:ASP:C	10:CJ:68:HIS:HD2	2.13	0.51
23:DA:83:G:N2	23:DA:102:G:H2'	2.25	0.51
23:DA:228:A:H2'	23:DA:230:U:O4'	2.11	0.51
23:DA:1427:A:H4'	23:DA:1428:C:O5'	2.11	0.51
23:DA:2208:A:H1'	23:DA:2219:G:C5	2.46	0.51
23:DA:2319:G:C2	36:DS:3:ARG:HA	2.46	0.51
23:DA:2853:C:H2'	23:DA:2854:G:C8	2.46	0.51
27:DF:183:VAL:O	27:DF:187:VAL:HG23	2.11	0.51
28:DG:41:GLN:HG3	28:DG:60:LEU:HD11	1.93	0.51
29:DH:154:PRO:HB3	29:DH:163:TYR:CZ	2.44	0.51
48:D4:40:HIS:O	48:D4:42:PHE:N	2.41	0.51
50:D6:11:LEU:HB2	50:D6:21:TYR:HB2	1.90	0.51
1:AA:129(A):G:H1'	1:AA:189(F):U:H2'	1.91	0.51
1:AA:232:G:H1'	1:AA:262:A:N1	2.26	0.51
1:AA:266:G:H5''	1:AA:267:C:H5	1.73	0.51
1:AA:357:G:N7	56:AA:1886:HOH:O	2.35	0.51
1:AA:540:G:H2'	1:AA:541:G:O4'	2.10	0.51
1:AA:658:G:C2	1:AA:749:C:N3	2.79	0.51
1:AA:1460:A:H8	1:AA:1460:A:O5'	1.93	0.51

Continued on next page...

Continued from previous page...

Atom-1	Atom-2	Interatomic distance (Å)	Clash overlap (Å)
5:AE:68:GLU:CD	5:AE:70:PRO:HG3	2.31	0.51
23:BA:143(A):C:H2'	23:BA:144:C:H6	1.75	0.51
23:BA:1792:G:O2'	23:BA:1830:C:OP1	2.28	0.51
23:BA:2097:C:H2'	23:BA:2098:U:O4'	2.10	0.51
27:BF:34:TRP:HE3	27:BF:35:GLU:HG2	1.74	0.51
29:BH:24:VAL:HG13	29:BH:37:VAL:HG21	1.92	0.51
31:BN:99:LEU:HD22	31:BN:103:VAL:HG23	1.91	0.51
1:CA:475:G:H2'	1:CA:476:G:C8	2.46	0.51
1:CA:806:C:H2'	1:CA:807:A:H8	1.76	0.51
1:CA:954:G:N2	1:CA:1227:A:H62	2.08	0.51
1:CA:1137:C:H5'	1:CA:1138:G:C6	2.45	0.51
1:CA:1157:A:N1	1:CA:1180:A:H2'	2.25	0.51
1:CA:1220:G:H2'	1:CA:1221:G:C8	2.45	0.51
2:CB:55:PHE:CD1	2:CB:58:ILE:HD12	2.45	0.51
3:CC:30:ARG:HB3	14:CN:36:PHE:O	2.11	0.51
9:CI:28:VAL:O	9:CI:36:TYR:HB2	2.10	0.51
17:CQ:66:SER:O	17:CQ:69:LYS:N	2.26	0.51
23:DA:188:G:H1	23:DA:208:C:N4	2.09	0.51
23:DA:573:G:O2'	23:DA:574:C:H3'	2.11	0.51
23:DA:1113:U:H2'	23:DA:1114:G:C8	2.46	0.51
23:DA:1530:C:O2'	23:DA:1531:C:P	2.68	0.51
27:DF:129:PHE:O	27:DF:132:VAL:HG13	2.10	0.51
30:DI:134:PRO:C	30:DI:136:VAL:H	2.14	0.51
1:AA:149:A:O2'	1:AA:150:C:C6	2.63	0.51
1:AA:1080:A:H5'	5:AE:14:ARG:NH2	2.26	0.51
2:AB:28:PHE:CZ	2:AB:189:ASP:HA	2.46	0.51
13:AM:23:TYR:HE1	13:AM:70:LEU:HB3	1.75	0.51
23:BA:774:A:H2'	23:BA:774:A:N3	2.26	0.51
23:BA:1782:C:H2'	23:BA:2608:G:O2'	2.11	0.51
23:BA:2169:A:H3'	23:BA:2170:A:H8	1.75	0.51
23:BA:2572:A:N7	26:BE:145:LYS:HB2	2.26	0.51
34:BQ:42:ILE:HD13	34:BQ:97:VAL:HG21	1.91	0.51
1:CA:123:C:O2'	1:CA:290:C:O2	2.20	0.51
1:CA:659:U:H2'	1:CA:660:G:O4'	2.11	0.51
1:CA:939:G:N3	1:CA:1375:A:H2	2.08	0.51
1:CA:1157:A:H61	1:CA:1178:G:H21	1.58	0.51
15:CO:87:ILE:HG22	15:CO:88:ARG:H	1.75	0.51
16:CP:75:ARG:HA	16:CP:80:PHE:HD1	1.75	0.51
23:DA:187:G:N3	23:DA:1365:A:H2	2.08	0.51
23:DA:2144:U:H2'	23:DA:2146:C:N4	2.26	0.51
28:DG:3:LEU:HD11	28:DG:97:ASP:HB3	1.92	0.51

Continued on next page...

Continued from previous page...

Atom-1	Atom-2	Interatomic distance (Å)	Clash overlap (Å)
29:DH:40:GLU:OE2	29:DH:60:ARG:NH1	2.43	0.51
32:DO:31:LYS:HB3	32:DO:32:TYR:CE2	2.45	0.51
1:AA:390:C:O3'	16:AP:28:ARG:NH2	2.43	0.51
1:AA:939:G:C6	1:AA:940:C:N4	2.79	0.51
1:AA:1371:G:H4'	9:AI:69:GLY:CA	2.41	0.51
5:AE:69:VAL:O	5:AE:71:LEU:N	2.42	0.51
12:AL:24:VAL:HG13	12:AL:98:TYR:CE2	2.45	0.51
23:BA:271(D):G:H2'	23:BA:271(E):U:O4'	2.11	0.51
23:BA:2872:G:O2'	23:BA:2873:A:H5'	2.09	0.51
24:BB:2:C:H2'	24:BB:3:C:C6	2.45	0.51
26:BE:135:HIS:H	26:BE:135:HIS:CD2	2.26	0.51
28:BG:41:GLN:HG3	28:BG:60:LEU:HD11	1.92	0.51
30:BI:16:GLY:O	30:BI:47:LEU:HD11	2.10	0.51
37:BT:18:ASP:OD1	37:BT:18:ASP:N	2.37	0.51
52:B8:61:LEU:O	52:B8:63:PRO:HD3	2.10	0.51
1:CA:50:A:H8	1:CA:50:A:OP1	1.93	0.51
1:CA:586:C:O2'	1:CA:878:G:H4'	2.11	0.51
1:CA:757:U:OP1	1:CA:822:C:O2'	2.28	0.51
1:CA:1084:G:H5'	1:CA:1102:A:OP2	2.10	0.51
8:CH:31:PHE:O	8:CH:35:ILE:HG13	2.11	0.51
12:CL:110:VAL:HG23	12:CL:120:TYR:HB3	1.92	0.51
13:CM:14:ARG:CZ	13:CM:41:PRO:HB2	2.40	0.51
23:DA:2134:A:N6	23:DA:2157:G:H1'	2.26	0.51
24:DB:7:G:H5''	24:DB:7:G:H8	1.76	0.51
25:DD:67:PHE:HB3	25:DD:153:ALA:H	1.76	0.51
28:DG:6:ALA:O	28:DG:10:LYS:N	2.38	0.51
33:DP:95:VAL:HG22	33:DP:125:VAL:HB	1.93	0.51
52:D8:23:VAL:HG12	52:D8:47:LYS:HB3	1.92	0.51
52:D8:61:LEU:C	52:D8:63:PRO:HD3	2.31	0.51
1:AA:148:G:O2'	1:AA:149:A:H5'	2.10	0.51
5:AE:78:HIS:HA	8:AH:105:ARG:HG3	1.93	0.51
7:AG:103:TRP:HZ3	7:AG:138:LYS:HB2	1.75	0.51
13:AM:12:ASN:O	13:AM:44:ARG:HB3	2.10	0.51
23:BA:26:G:H1'	23:BA:515:A:H61	1.76	0.51
23:BA:2036:C:H5'	23:BA:2036:C:C6	2.33	0.51
23:BA:2116:G:H4'	23:BA:2117:A:OP1	2.11	0.51
24:BB:7:G:H8	24:BB:7:G:H5''	1.75	0.51
28:BG:105:LYS:NZ	48:B4:26:SER:HB2	2.26	0.51
29:BH:46:GLU:HB2	29:BH:49:VAL:HG12	1.93	0.51
1:CA:1188:A:H2'	1:CA:1189:C:H5'	1.93	0.51
1:CA:1240:U:O5'	1:CA:1241:G:H8	1.93	0.51

Continued on next page...

Continued from previous page...

Atom-1	Atom-2	Interatomic distance (Å)	Clash overlap (Å)
1:CA:1241:G:H5''	1:CA:1242:C:OP2	2.10	0.51
1:CA:1305:G:H8	21:CU:5:ASP:HA	1.76	0.51
3:CC:36:ASP:O	3:CC:40:ARG:HG2	2.11	0.51
4:CD:128:VAL:HA	4:CD:145:GLU:O	2.11	0.51
7:CG:69:VAL:HA	7:CG:138:LYS:HB2	1.93	0.51
9:CI:9:ARG:NH1	9:CI:104:ARG:HE	2.09	0.51
9:CI:31:GLN:NE2	9:CI:36:TYR:HD1	2.09	0.51
12:CL:32:PHE:O	12:CL:33:ARG:HD2	2.10	0.51
18:CR:36:ASN:ND2	18:CR:39:VAL:H	2.09	0.51
23:DA:396:G:O3'	45:D1:44:PRO:HA	2.11	0.51
23:DA:2199:A:H5''	23:DA:2200:C:OP2	2.10	0.51
1:AA:300:A:H1'	1:AA:565:U:O2	2.11	0.51
1:AA:1348:U:C2	1:AA:1349:A:C8	2.99	0.51
5:AE:51:VAL:O	5:AE:55:VAL:HG23	2.10	0.51
6:AF:44:GLY:HA2	6:AF:59:TYR:CZ	2.46	0.51
9:AI:20:ARG:O	9:AI:60:ASP:N	2.44	0.51
10:AJ:13:HIS:HB3	10:AJ:68:HIS:ND1	2.26	0.51
14:AN:57:ARG:HG2	14:AN:58:LYS:N	2.26	0.51
20:AT:12:ALA:O	20:AT:15:ARG:HB2	2.10	0.51
23:BA:288:C:H2'	23:BA:289:A:H8	1.75	0.51
23:BA:1252:G:C2	23:BA:1253:A:C2	2.99	0.51
23:BA:1999:C:H5''	23:BA:2723:C:O2'	2.11	0.51
29:BH:137:ASP:HB3	29:BH:140:LYS:HE2	1.93	0.51
30:BI:25:TYR:CD1	30:BI:30:LEU:HD11	2.46	0.51
32:BO:64:ARG:HG2	32:BO:79:PHE:CG	2.46	0.51
42:BY:102:CYS:O	42:BY:104:GLY:N	2.44	0.51
43:BZ:69:THR:HG22	43:BZ:90:VAL:HA	1.93	0.51
1:CA:184:G:C4'	1:CA:224:C:H4'	2.41	0.51
1:CA:838:G:N2	1:CA:849:C:C2	2.79	0.51
1:CA:865:A:H2'	1:CA:866:C:C6	2.46	0.51
1:CA:990:C:C4	1:CA:991:U:C4	2.99	0.51
1:CA:1359:C:OP1	14:CN:22:THR:OG1	2.20	0.51
2:CB:12:GLU:O	2:CB:16:HIS:ND1	2.40	0.51
2:CB:20:GLU:HG3	2:CB:191:ASP:OD1	2.10	0.51
2:CB:84:GLU:HB3	2:CB:219:VAL:HG21	1.93	0.51
7:CG:137:LYS:HA	7:CG:140:ASP:CG	2.32	0.51
13:CM:18:ALA:HB2	13:CM:45:VAL:HG21	1.92	0.51
15:CO:39:LEU:HD13	15:CO:56:LEU:HD23	1.92	0.51
23:DA:340:A:H2'	23:DA:341:G:O4'	2.10	0.51
23:DA:627:A:H62	33:DP:84:ASN:HD21	1.59	0.51
23:DA:2318:G:N2	36:DS:3:ARG:HH11	2.09	0.51

Continued on next page...

Continued from previous page...

Atom-1	Atom-2	Interatomic distance (Å)	Clash overlap (Å)
26:DE:37:ARG:HB2	26:DE:46:ALA:N	2.26	0.51
26:DE:111:ARG:HD3	26:DE:160:TYR:CD1	2.45	0.51
28:DG:133:LEU:HG	28:DG:157:ILE:HB	1.92	0.51
31:DN:55:VAL:HG22	31:DN:125:GLY:HA3	1.92	0.51
36:DS:14:VAL:HG11	36:DS:90:GLY:O	2.10	0.51
43:DZ:151:HIS:N	43:DZ:154:ASP:OD1	2.42	0.51
1:AA:1190:G:H5'	3:AC:4:LYS:HA	1.93	0.51
2:AB:97:TRP:HZ3	2:AB:99:GLY:HA2	1.76	0.51
4:AD:121:VAL:HA	4:AD:126:ILE:HG12	1.92	0.51
7:AG:58:PRO:HA	7:AG:61:VAL:HG23	1.93	0.51
9:AI:14:VAL:HG22	9:AI:66:ARG:O	2.11	0.51
23:BA:1654:A:OP1	35:BR:1:MET:HA	2.11	0.51
23:BA:2134:A:N6	23:BA:2157:G:H1'	2.26	0.51
27:BF:101:LEU:HB3	27:BF:106:ARG:HD3	1.92	0.51
35:BR:36:THR:HG22	35:BR:37:THR:N	2.25	0.51
50:B6:23:THR:OG1	50:B6:24:GLU:N	2.44	0.51
1:CA:1063:C:OP2	1:CA:1064:G:O2'	2.27	0.51
1:CA:1347:G:O2'	1:CA:1373:G:N1	2.38	0.51
5:CE:135:THR:O	5:CE:138:ALA:HB3	2.11	0.51
8:CH:63:LEU:HB2	8:CH:65:TYR:CE1	2.46	0.51
13:CM:10:PRO:HG2	13:CM:45:VAL:HG11	1.93	0.51
19:CS:10:PHE:CE2	19:CS:38:SER:HB3	2.45	0.51
20:CT:16:HIS:O	20:CT:19:SER:N	2.44	0.51
23:DA:265:A:H1'	23:DA:266:G:O4'	2.11	0.51
23:DA:784:A:C5	25:DD:229:VAL:HG21	2.46	0.51
23:DA:1018:C:O2'	23:DA:1019:U:H5'	2.10	0.51
23:DA:1336:A:H2'	23:DA:1337:G:C8	2.46	0.51
23:DA:1510:G:H2'	23:DA:1511:C:C6	2.46	0.51
27:DF:181:LEU:HD11	27:DF:186:ILE:HD11	1.93	0.51
40:DW:35:ILE:HG23	49:D5:28:PRO:HD2	1.93	0.51
43:DZ:101:PRO:O	43:DZ:102:LEU:HD12	2.11	0.51
43:DZ:160:GLY:HA2	43:DZ:161:VAL:HB	1.92	0.51
45:D1:86:SER:HB3	45:D1:89:GLU:OE2	2.10	0.51
1:AA:57:G:H2'	1:AA:58:C:C6	2.46	0.51
1:AA:77:G:O6	1:AA:78:G:N1	2.44	0.51
1:AA:91:C:H2'	1:AA:92:C:C6	2.46	0.51
1:AA:189:G:H2'	1:AA:189(A):C:C6	2.46	0.51
1:AA:667:G:H4'	15:AO:51:HIS:CE1	2.46	0.51
1:AA:978:A:H61	1:AA:1316:G:H1'	1.75	0.51
2:AB:12:GLU:O	2:AB:16:HIS:ND1	2.41	0.51
7:AG:22:LEU:O	7:AG:25:ALA:HB3	2.11	0.51

Continued on next page...

Continued from previous page...

Atom-1	Atom-2	Interatomic distance (Å)	Clash overlap (Å)
22:AX:88:HIS:O	22:AX:92:LEU:HB2	2.11	0.51
23:BA:71:A:OP2	23:BA:71:A:H3'	2.11	0.51
23:BA:187:G:N3	23:BA:1365:A:H2	2.09	0.51
23:BA:1927:A:H2'	23:BA:1928:A:C8	2.46	0.51
26:BE:7:VAL:HG13	26:BE:27:LEU:HB3	1.93	0.51
1:CA:6:G:O2'	1:CA:7:G:H5''	2.11	0.51
1:CA:460:G:O6	1:CA:470:C:H5''	2.11	0.51
1:CA:616:G:C2	1:CA:617:G:N7	2.79	0.51
1:CA:1004:A:H2'	1:CA:1036:G:O6	2.11	0.51
1:CA:1284:C:H3'	1:CA:1285:A:H2'	1.93	0.51
1:CA:1345:U:OP1	9:CI:120:ARG:HD3	2.11	0.51
8:CH:63:LEU:HB2	8:CH:65:TYR:HE1	1.75	0.51
12:CL:6:THR:OG1	12:CL:9:GLN:HG3	2.10	0.51
16:CP:11:SER:OG	16:CP:12:LYS:N	2.44	0.51
20:CT:69:GLY:O	20:CT:73:HIS:NE2	2.43	0.51
23:DA:229:A:H3'	23:DA:229:A:H8	1.76	0.51
23:DA:271(F):C:H2'	23:DA:271(G):C:C6	2.38	0.51
23:DA:1297:C:OP1	23:DA:2710:C:H4'	2.11	0.51
23:DA:1342:A:OP2	56:DA:3939:HOH:O	2.19	0.51
23:DA:1796:U:H2'	23:DA:1797:C:H6	1.74	0.51
23:DA:2320:A:H2'	23:DA:2320:A:N3	2.25	0.51
23:DA:2610:C:H4'	23:DA:2611:U:OP2	2.11	0.51
23:DA:2839:G:H5'	35:DR:46:GLY:HA2	1.92	0.51
35:DR:72:ASP:O	35:DR:76:VAL:HG23	2.11	0.51
1:AA:7:G:H21	5:AE:121:LYS:HG2	1.76	0.50
1:AA:581:G:N2	1:AA:760:G:N7	2.59	0.50
1:AA:953:G:C5	1:AA:1229:A:C6	2.98	0.50
1:AA:1312:G:C2	1:AA:1326:C:C2	2.99	0.50
13:AM:92:HIS:NE2	13:AM:98:VAL:HG11	2.25	0.50
23:BA:1858:G:H1'	23:BA:1884:A:H61	1.76	0.50
24:BB:37:C:C5	24:BB:38:C:C5	2.98	0.50
27:BF:158:THR:O	27:BF:164:ARG:NH1	2.44	0.50
1:CA:189:G:H2'	1:CA:189(A):C:H6	1.76	0.50
1:CA:658:G:C2	1:CA:749:C:N3	2.79	0.50
1:CA:838:G:H2'	1:CA:839:U:H5''	1.93	0.50
1:CA:966:G:H5''	1:CA:969:A:N7	2.26	0.50
1:CA:1006:C:O2	1:CA:1024:G:H1'	2.10	0.50
1:CA:1192:C:C5	1:CA:1193:G:C8	2.99	0.50
1:CA:1254:C:N4	1:CA:1283:G:H1	2.06	0.50
10:CJ:62:HIS:H	10:CJ:62:HIS:CD2	2.29	0.50
23:DA:796:C:H2'	23:DA:797:C:C6	2.47	0.50

Continued on next page...

Continued from previous page...

Atom-1	Atom-2	Interatomic distance (Å)	Clash overlap (Å)
23:DA:1693:U:O2'	25:DD:14:ARG:NH2	2.44	0.50
23:DA:2672:G:H8	23:DA:2672:G:H5''	1.76	0.50
24:DB:37:C:C5	24:DB:38:C:C5	2.99	0.50
29:DH:80:SER:OG	29:DH:81:GLU:N	2.44	0.50
41:DX:21:PHE:CZ	41:DX:92:LEU:HD12	2.46	0.50
43:DZ:39:VAL:HG21	43:DZ:44:PHE:HB2	1.93	0.50
1:AA:292:G:N7	1:AA:293:G:H1'	2.26	0.50
7:AG:88:PRO:HG3	7:AG:149:ARG:CA	2.30	0.50
23:BA:141:A:C8	23:BA:1408:C:O2'	2.60	0.50
23:BA:543:C:H42	23:BA:549:G:H1	1.60	0.50
23:BA:748:G:C8	40:BW:89:ALA:HB1	2.46	0.50
23:BA:2173:A:OP2	23:BA:2174:C:H5	1.93	0.50
23:BA:2782:G:N7	56:BA:4087:HOH:O	2.35	0.50
23:BA:2839:G:C5'	35:BR:46:GLY:HA2	2.40	0.50
23:BA:2839:G:H5'	35:BR:46:GLY:HA2	1.92	0.50
25:BD:137:PRO:O	25:BD:140:THR:HG23	2.12	0.50
27:BF:34:TRP:CE3	27:BF:35:GLU:HG2	2.45	0.50
31:BN:23:LEU:HB2	31:BN:60:ILE:HG12	1.92	0.50
38:BU:76:TYR:HH	38:BU:92:ARG:HH11	1.57	0.50
43:BZ:101:PRO:O	43:BZ:102:LEU:HD12	2.11	0.50
1:CA:688:G:O2'	1:CA:704:A:N1	2.36	0.50
3:CC:56:ASP:O	3:CC:67:THR:HB	2.11	0.50
12:CL:83:VAL:HG13	12:CL:100:ILE:HG23	1.93	0.50
15:CO:82:ILE:O	15:CO:86:GLY:N	2.44	0.50
23:DA:459:U:H4'	51:D7:40:TRP:CZ3	2.46	0.50
23:DA:662:G:OP1	56:DA:4439:HOH:O	2.19	0.50
23:DA:1586:A:H8	23:DA:1586:A:O5'	1.93	0.50
23:DA:2350:C:H2'	23:DA:2351:G:O4'	2.12	0.50
23:DA:2590:A:OP2	25:DD:238:GLY:HA2	2.12	0.50
23:DA:2632:A:O2'	23:DA:2811:G:O2'	2.23	0.50
37:DT:106:SER:O	37:DT:110:ILE:HG12	2.11	0.50
1:AA:130:A:C8	17:AQ:63:ARG:HG3	2.46	0.50
1:AA:586:C:C2'	1:AA:587:G:H5'	2.42	0.50
1:AA:586:C:H2'	1:AA:587:G:H5'	1.94	0.50
1:AA:601:C:H2'	1:AA:602:A:C8	2.45	0.50
1:AA:769:G:H4'	1:AA:1513:A:H4'	1.93	0.50
3:AC:22:TRP:CH2	14:AN:54:PRO:HG2	2.46	0.50
23:BA:80:G:O6	56:BA:4435:HOH:O	2.18	0.50
23:BA:314:A:O2'	23:BA:315:G:H5'	2.10	0.50
23:BA:796:C:H2'	23:BA:797:C:C6	2.46	0.50
23:BA:1977:A:OP2	56:BA:4902:HOH:O	2.18	0.50

Continued on next page...

Continued from previous page...

Atom-1	Atom-2	Interatomic distance (Å)	Clash overlap (Å)
1:CA:436:C:O2'	1:CA:437:U:OP2	2.25	0.50
1:CA:586:C:C2'	1:CA:587:G:H5'	2.41	0.50
1:CA:750:G:C2	15:CO:23:GLY:HA3	2.46	0.50
1:CA:1029:C:O2	1:CA:1032:G:N1	2.44	0.50
1:CA:1055:A:C2	1:CA:1056:U:H1'	2.46	0.50
1:CA:1058:G:N2	10:CJ:53:PRO:HG3	2.26	0.50
1:CA:1285:A:H4'	1:CA:1286:A:O5'	2.11	0.50
7:CG:87:VAL:HG22	7:CG:151:TYR:HB3	1.93	0.50
14:CN:23:ARG:HD2	14:CN:28:GLY:C	2.31	0.50
17:CQ:45:HIS:HD2	17:CQ:65:ILE:HG12	1.76	0.50
23:DA:207:A:H2'	23:DA:208:C:O4'	2.11	0.50
23:DA:863:A:N7	56:DA:4347:HOH:O	2.35	0.50
23:DA:1641:A:H2'	23:DA:1642:G:O4'	2.11	0.50
23:DA:1799:G:H5'	23:DA:1819:A:H61	1.76	0.50
23:DA:1925:C:O2'	23:DA:1926:U:H5'	2.11	0.50
23:DA:2150:U:H2'	23:DA:2151:G:C8	2.47	0.50
28:DG:11:TYR:HA	28:DG:15:VAL:HB	1.92	0.50
28:DG:89:GLY:C	28:DG:90:LEU:HD23	2.31	0.50
30:DI:56:LYS:O	30:DI:60:GLU:HG2	2.11	0.50
48:D4:12:ALA:HA	48:D4:29:PRO:HA	1.93	0.50
1:AA:872:A:C8	1:AA:874:G:C8	3.00	0.50
1:AA:1016:A:H3'	1:AA:1017:G:H8	1.76	0.50
23:BA:530:G:C6	23:BA:2022:U:H5''	2.46	0.50
23:BA:769:G:N7	56:BA:4267:HOH:O	2.35	0.50
23:BA:2523:G:O6	56:BA:5195:HOH:O	2.19	0.50
24:BB:17:C:H2'	24:BB:18:G:O4'	2.11	0.50
1:CA:601:C:H2'	1:CA:602:A:C8	2.46	0.50
1:CA:1016:A:O2'	1:CA:1217:C:O2'	2.25	0.50
1:CA:1346:A:H1'	1:CA:1347:G:H5''	1.94	0.50
1:CA:1378:C:H5''	1:CA:1379:G:OP2	2.11	0.50
1:CA:1510:U:H2'	1:CA:1511:G:C8	2.46	0.50
6:CF:69:GLU:N	6:CF:69:GLU:OE1	2.45	0.50
7:CG:115:ARG:O	7:CG:119:ARG:HD3	2.12	0.50
10:CJ:28:ARG:CB	10:CJ:34:VAL:HG21	2.42	0.50
23:DA:375:C:H5''	56:DA:4596:HOH:O	2.10	0.50
23:DA:979:G:H3'	23:DA:980:A:C5'	2.41	0.50
23:DA:1364:G:OP1	45:D1:2:SER:HA	2.12	0.50
23:DA:1638:C:O2	23:DA:2698:U:O2'	2.25	0.50
23:DA:1794:U:H2'	23:DA:1795:C:C6	2.47	0.50
23:DA:2104:G:O6	23:DA:2185:C:N3	2.44	0.50
23:DA:2114:A:O2'	23:DA:2168:G:H5'	2.11	0.50

Continued on next page...

Continued from previous page...

Atom-1	Atom-2	Interatomic distance (Å)	Clash overlap (Å)
23:DA:2173:A:H2'	23:DA:2174:C:H5'	1.92	0.50
23:DA:2465:C:O2	23:DA:2486:G:C2	2.64	0.50
29:DH:24:VAL:HG13	29:DH:37:VAL:HG21	1.92	0.50
1:AA:1070:U:H2'	1:AA:1071:C:H6	1.76	0.50
1:AA:1154:G:C6	1:AA:1155:G:C6	2.99	0.50
1:AA:1374:A:O2'	7:AG:28:ASN:HB3	2.12	0.50
4:AD:155:LEU:HD23	4:AD:156:GLU:N	2.26	0.50
6:AF:19:LEU:HD11	6:AF:59:TYR:CZ	2.47	0.50
7:AG:103:TRP:CZ3	7:AG:138:LYS:HB2	2.47	0.50
14:AN:34:TYR:O	14:AN:38:GLY:N	2.40	0.50
23:BA:649:G:H2'	23:BA:650:C:C6	2.46	0.50
23:BA:1558:A:O4'	23:BA:1558:A:N3	2.45	0.50
23:BA:2130:U:O2'	23:BA:2133:G:O2'	2.11	0.50
23:BA:2206:G:HO2'	23:BA:2207:G:P	2.34	0.50
23:BA:2286:A:OP1	50:B6:29:ASN:ND2	2.44	0.50
23:BA:2638:G:P	26:BE:82:ARG:HH22	2.34	0.50
48:B4:35:VAL:HA	48:B4:39:CYS:SG	2.52	0.50
1:CA:187:C:H5''	20:CT:86:ARG:HG3	1.93	0.50
1:CA:673:G:O3'	6:CF:87:ARG:NH2	2.44	0.50
1:CA:1141:C:H2'	1:CA:1142:G:C8	2.34	0.50
1:CA:1173:G:C5	1:CA:1174:G:N7	2.79	0.50
1:CA:1457:G:N1	1:CA:1458:G:C5	2.79	0.50
2:CB:167:PRO:CG	2:CB:188:ALA:HB2	2.42	0.50
9:CI:28:VAL:HG23	9:CI:33:PHE:HA	1.94	0.50
10:CJ:63:PHE:HA	14:CN:58:LYS:HA	1.94	0.50
23:DA:1766:U:H2'	23:DA:1767:C:H6	1.76	0.50
23:DA:2272:U:H5''	23:DA:2273:A:OP1	2.11	0.50
24:DB:90:A:N7	24:DB:91:C:H1'	2.27	0.50
26:DE:37:ARG:HB2	26:DE:46:ALA:H	1.77	0.50
26:DE:38:THR:O	26:DE:42:ASP:N	2.43	0.50
36:DS:49:VAL:HG13	36:DS:76:LYS:HD2	1.92	0.50
1:AA:142:G:N3	1:AA:143:A:C8	2.80	0.50
1:AA:148:G:C2	1:AA:149:A:N7	2.80	0.50
1:AA:269:C:H2'	1:AA:270:A:C8	2.47	0.50
1:AA:544:G:C2	1:AA:545:C:C2	3.00	0.50
1:AA:616:G:C2	1:AA:617:G:N7	2.79	0.50
1:AA:1079:G:H2'	1:AA:1080:A:C8	2.47	0.50
1:AA:1237:C:HO2'	1:AA:1300:G:H22	1.53	0.50
1:AA:1288:A:H2'	1:AA:1289:A:O4'	2.12	0.50
1:AA:1459:C:P	1:AA:1460:A:OP2	2.69	0.50
15:AO:39:LEU:HD13	15:AO:56:LEU:HB2	1.93	0.50

Continued on next page...

Continued from previous page...

Atom-1	Atom-2	Interatomic distance (Å)	Clash overlap (Å)
23:BA:279:C:H42	23:BA:361:G:H1	1.59	0.50
23:BA:481:G:H1'	23:BA:507:A:N1	2.27	0.50
23:BA:1026:U:HO2'	23:BA:1027:A:P	2.33	0.50
23:BA:1177:A:H3'	23:BA:1177:A:P	2.51	0.50
23:BA:1651:G:H2'	23:BA:1652:A:O4'	2.12	0.50
23:BA:2144:U:H2'	23:BA:2146:C:N4	2.26	0.50
28:BG:98:ARG:NH1	28:BG:98:ARG:HB2	2.26	0.50
30:BI:29:TYR:O	30:BI:32:PRO:HD2	2.11	0.50
34:BQ:134:ARG:O	34:BQ:138:ASP:HB2	2.11	0.50
36:BS:11:LYS:O	36:BS:15:ARG:HG3	2.12	0.50
1:CA:407:G:O6	1:CA:435:C:N4	2.45	0.50
1:CA:749:C:H2'	1:CA:750:G:H8	1.77	0.50
1:CA:1117:G:H1'	1:CA:1184:G:N2	2.26	0.50
1:CA:1328:C:H5''	13:CM:28:ALA:HB3	1.94	0.50
1:CA:1459:C:O5'	1:CA:1460:A:OP2	2.30	0.50
2:CB:187:LEU:HD13	2:CB:205:ASP:HA	1.93	0.50
7:CG:24:THR:HG22	7:CG:27:ILE:HD11	1.93	0.50
9:CI:114:TYR:CD2	9:CI:114:TYR:N	2.80	0.50
23:DA:1328:G:H8	23:DA:1328:G:O5'	1.94	0.50
23:DA:1430:C:H2'	23:DA:1431:U:H6	1.77	0.50
24:DB:77:U:H4'	43:DZ:84:GLU:OE1	2.12	0.50
27:DF:22:ALA:HB1	27:DF:24:LEU:HD22	1.92	0.50
27:DF:71:GLY:N	56:DF:402:HOH:O	2.21	0.50
31:DN:34:LEU:O	31:DN:49:GLY:HA3	2.11	0.50
41:DX:31:HIS:CD2	41:DX:33:LYS:H	2.29	0.50
1:AA:646:U:H2'	1:AA:647:C:H6	1.75	0.50
1:AA:1111:A:N6	3:AC:177:THR:HA	2.19	0.50
1:AA:1287:A:C2	1:AA:1353:G:H1'	2.47	0.50
1:AA:1316:G:N1	1:AA:1318:A:H5''	2.27	0.50
1:AA:1388:C:H2'	1:AA:1389:C:C6	2.46	0.50
1:AA:1459:C:O5'	1:AA:1460:A:OP2	2.30	0.50
8:AH:63:LEU:HB2	8:AH:65:TYR:CE1	2.45	0.50
15:AO:82:ILE:O	15:AO:86:GLY:N	2.44	0.50
23:BA:95:G:O2'	46:B2:46:GLN:HA	2.12	0.50
23:BA:187:G:N7	56:BA:4299:HOH:O	2.35	0.50
23:BA:485:C:H2'	23:BA:486:C:H6	1.76	0.50
23:BA:576:U:O5'	23:BA:576:U:H6	1.95	0.50
23:BA:1021:A:H3'	23:BA:1021:A:C8	2.47	0.50
23:BA:1178:C:H2'	23:BA:1179:C:C6	2.46	0.50
29:BH:171:LEU:H	29:BH:171:LEU:HD23	1.76	0.50
1:CA:811:C:H4'	1:CA:900:A:N6	2.27	0.50

Continued on next page...

Continued from previous page...

Atom-1	Atom-2	Interatomic distance (Å)	Clash overlap (Å)
1:CA:918:A:H2'	1:CA:919:A:H8	1.74	0.50
1:CA:976:G:OP2	14:CN:32:SER:N	2.43	0.50
1:CA:1088:G:N2	1:CA:1089:G:H1'	2.27	0.50
1:CA:1151:A:N3	10:CJ:70:ARG:NH2	2.60	0.50
1:CA:1352:C:H1'	1:CA:1371:G:N2	2.26	0.50
3:CC:186:PHE:HA	3:CC:198:VAL:O	2.11	0.50
9:CI:71:SER:HA	9:CI:74:ILE:HB	1.94	0.50
14:CN:2:ALA:HB1	14:CN:6:LEU:HD13	1.92	0.50
16:CP:20:VAL:HG23	16:CP:34:GLU:O	2.12	0.50
23:DA:2296:U:N3	23:DA:2333:A:N3	2.60	0.50
23:DA:2345:G:O6	56:DA:4167:HOH:O	2.19	0.50
31:DN:67:LEU:HA	31:DN:87:LEU:HD12	1.93	0.50
34:DQ:27:VAL:HG11	34:DQ:134:ARG:HG2	1.94	0.50
37:DT:51:ARG:HG3	37:DT:98:LYS:HE3	1.94	0.50
45:D1:51:VAL:HG11	45:D1:74:VAL:HG21	1.92	0.50
50:D6:4:GLU:HG3	50:D6:5:VAL:N	2.27	0.50
1:AA:65:U:H2'	1:AA:381:C:C5	2.47	0.50
1:AA:425:G:O3'	4:AD:45:GLN:NE2	2.44	0.50
1:AA:688:G:O2'	1:AA:704:A:N1	2.41	0.50
1:AA:1279:A:H61	3:AC:26:LYS:NZ	2.09	0.50
1:AA:1357:A:H5''	1:AA:1358:U:OP2	2.11	0.50
1:AA:1396:A:H2	5:AE:19:MET:HG3	1.77	0.50
1:AA:1521:G:H2'	1:AA:1522:U:H6	1.76	0.50
4:AD:101:LEU:HD23	4:AD:102:ASP:N	2.27	0.50
13:AM:15:VAL:O	13:AM:19:LEU:HD13	2.12	0.50
23:BA:286:C:H42	23:BA:355:G:H1	1.60	0.50
23:BA:413:C:O5'	23:BA:413:C:H6	1.95	0.50
23:BA:860:U:C2	23:BA:2268:A:C8	3.00	0.50
23:BA:980:A:N3	23:BA:2037:G:O2'	2.36	0.50
23:BA:1026:U:H5''	23:BA:1026:U:O2	2.12	0.50
23:BA:1300:U:H4'	23:BA:1301:A:C5'	2.41	0.50
23:BA:2251:G:C6	23:BA:2252:G:C5	3.00	0.50
31:BN:132:ALA:HB3	31:BN:133:GLN:NE2	2.27	0.50
32:BO:35:VAL:HG21	32:BO:103:ALA:HB3	1.93	0.50
33:BP:38:GLN:C	33:BP:40:SER:H	2.14	0.50
1:CA:544:G:C2	1:CA:545:C:C2	3.00	0.50
1:CA:1339:A:N6	1:CA:1340:A:N3	2.59	0.50
1:CA:1391:U:H2'	1:CA:1392:G:C8	2.46	0.50
2:CB:80:ILE:HG13	2:CB:215:LEU:HD12	1.93	0.50
21:CU:6:ARG:HA	21:CU:11:GLY:HA3	1.92	0.50
23:DA:69:C:N4	56:DA:4046:HOH:O	2.45	0.50

Continued on next page...

Continued from previous page...

Atom-1	Atom-2	Interatomic distance (Å)	Clash overlap (Å)
23:DA:996:A:C2	23:DA:997:G:C8	3.00	0.50
23:DA:2126:A:H1'	23:DA:2127:G:OP2	2.12	0.50
23:DA:2755:C:HO2'	23:DA:2756:U:H6	1.60	0.50
23:DA:2773:C:O2'	23:DA:2774:C:H5'	2.12	0.50
28:DG:81:LYS:CB	28:DG:82:LEU:HD12	2.41	0.50
43:DZ:180:VAL:O	43:DZ:183:LEU:HB2	2.12	0.50
50:D6:14:THR:HG21	50:D6:48:VAL:HG13	1.93	0.50
1:AA:652:U:O4	1:AA:752:G:O2'	2.27	0.50
1:AA:954:G:N2	1:AA:1227:A:H62	2.09	0.50
1:AA:1178:G:N2	1:AA:1180:A:H3'	2.26	0.50
1:AA:1360:A:H3'	1:AA:1361:G:H8	1.77	0.50
2:AB:167:PRO:CG	2:AB:188:ALA:HB2	2.42	0.50
7:AG:43:PHE:HA	7:AG:46:ALA:HB3	1.93	0.50
17:AQ:31:LEU:HD23	17:AQ:32:TYR:CZ	2.47	0.50
23:BA:534:U:H5'	38:BU:42:ALA:HB1	1.93	0.50
23:BA:979:G:H3'	23:BA:980:A:C5'	2.42	0.50
23:BA:1339:G:H5''	41:BX:16:LYS:HD3	1.94	0.50
23:BA:2158:A:H1'	23:BA:2159:G:C8	2.47	0.50
23:BA:2275:C:H5'	23:BA:2275:C:C6	2.47	0.50
30:BI:123:LEU:HD23	30:BI:123:LEU:H	1.76	0.50
36:BS:96:GLY:N	36:BS:99:LYS:H	2.10	0.50
41:BX:61:GLY:HA3	41:BX:73:ARG:O	2.11	0.50
1:CA:1309:G:C6	1:CA:1329:A:C6	3.00	0.50
5:CE:104:ALA:O	5:CE:107:ARG:HG2	2.12	0.50
7:CG:113:GLU:HB2	7:CG:119:ARG:HG3	1.92	0.50
7:CG:143:ARG:O	7:CG:147:ALA:N	2.37	0.50
13:CM:3:ARG:HB3	13:CM:8:GLU:O	2.12	0.50
13:CM:69:GLU:C	13:CM:71:ARG:H	2.15	0.50
14:CN:26:ARG:HH11	14:CN:47:LEU:HD21	1.76	0.50
23:DA:784:A:H5'	23:DA:785:G:OP1	2.11	0.50
23:DA:2125:G:N2	23:DA:2126:A:H62	2.10	0.50
24:DB:111:G:H2'	24:DB:112:U:H6	1.77	0.50
25:DD:101:GLU:OE1	25:DD:103:ARG:HD3	2.12	0.50
25:DD:254:THR:O	25:DD:254:THR:OG1	2.28	0.50
28:DG:44:GLY:HA2	28:DG:88:ILE:HG22	1.94	0.50
30:DI:76:THR:O	30:DI:105:HIS:HE1	1.94	0.50
1:AA:369:C:O2'	1:AA:370:C:H5'	2.12	0.49
1:AA:757:U:H2'	1:AA:758:G:O4'	2.12	0.49
1:AA:975:A:H5'	1:AA:975:A:H8	1.76	0.49
1:AA:1016:A:H3'	1:AA:1017:G:C8	2.47	0.49
2:AB:132:LYS:O	2:AB:135:GLN:HG2	2.11	0.49

Continued on next page...

Continued from previous page...

Atom-1	Atom-2	Interatomic distance (Å)	Clash overlap (Å)
10:AJ:8:LEU:HD22	10:AJ:96:ILE:HA	1.94	0.49
10:AJ:40:LEU:HD12	10:AJ:69:ASN:HB2	1.94	0.49
23:BA:216:A:C4	23:BA:432:A:C2	3.00	0.49
23:BA:330:A:C2	23:BA:1210:A:H2'	2.34	0.49
23:BA:725:G:C6	23:BA:726:G:N1	2.80	0.49
23:BA:960:A:C8	23:BA:962:G:C8	3.00	0.49
23:BA:1419:A:C8	23:BA:1421:G:C6	3.00	0.49
27:BF:22:ALA:HB1	27:BF:24:LEU:HD22	1.94	0.49
1:CA:414:A:H2'	1:CA:415:A:H8	1.77	0.49
1:CA:438:G:H4'	4:CD:123:HIS:ND1	2.27	0.49
1:CA:966:G:H5''	1:CA:969:A:C8	2.46	0.49
1:CA:1025:U:O2	1:CA:1036:G:O6	2.30	0.49
1:CA:1111:A:H8	1:CA:1111:A:O5'	1.94	0.49
1:CA:1278:U:H5'	1:CA:1279:A:O4'	2.12	0.49
23:DA:1328:G:H2'	23:DA:1330:C:C5	2.47	0.49
23:DA:1689:A:N6	23:DA:1698:A:H2	1.98	0.49
23:DA:2472:G:H5'	23:DA:2473:U:C5'	2.39	0.49
24:DB:17:C:H2'	24:DB:18:G:O4'	2.12	0.49
45:D1:82:LEU:O	45:D1:83:GLU:HG3	2.11	0.49
51:D7:8:ASN:C	51:D7:8:ASN:OD1	2.50	0.49
1:AA:587:G:O2'	1:AA:588:G:OP2	2.26	0.49
1:AA:1255:G:H5''	3:AC:26:LYS:HZ1	1.77	0.49
1:AA:1379:G:O6	7:AG:2:ALA:N	2.45	0.49
2:AB:179:LYS:HA	8:AH:72:PRO:HG3	1.93	0.49
9:AI:8:GLY:CA	9:AI:76:ALA:HB1	2.41	0.49
9:AI:16:ARG:HB2	9:AI:64:THR:HG22	1.93	0.49
23:BA:30:G:H2'	23:BA:31:C:C6	2.47	0.49
23:BA:686:G:OP1	51:B7:11:LYS:NZ	2.30	0.49
23:BA:1174:A:H5'	23:BA:1177:A:N6	2.25	0.49
23:BA:2033:A:P	56:BA:4596:HOH:O	2.69	0.49
23:BA:2165:G:H2'	23:BA:2166:G:C8	2.47	0.49
23:BA:2350:C:H2'	23:BA:2351:G:O4'	2.12	0.49
23:BA:2782:G:OP2	56:BA:4090:HOH:O	2.18	0.49
23:BA:2853:C:H2'	23:BA:2854:G:C8	2.47	0.49
25:BD:108:PRO:HB3	25:BD:143:HIS:HE1	1.75	0.49
32:BO:10:VAL:HG13	32:BO:17:ARG:O	2.12	0.49
40:BW:86:LEU:HD22	40:BW:96:ILE:HD11	1.94	0.49
41:BX:31:HIS:CD2	41:BX:33:LYS:H	2.30	0.49
41:BX:50:LYS:HB3	41:BX:84:ALA:HB2	1.93	0.49
1:CA:55:A:C5	1:CA:56:U:C5	3.00	0.49
1:CA:191:G:N2	20:CT:103:GLY:HA2	2.26	0.49

Continued on next page...

Continued from previous page...

Atom-1	Atom-2	Interatomic distance (Å)	Clash overlap (Å)
1:CA:502:G:C2	1:CA:503:C:C2	3.00	0.49
1:CA:1370:G:H5''	9:CI:12:GLU:OE2	2.12	0.49
2:CB:28:PHE:CZ	2:CB:189:ASP:HA	2.47	0.49
2:CB:84:GLU:OE1	2:CB:216:SER:HA	2.12	0.49
4:CD:9:CYS:SG	4:CD:22:LYS:NZ	2.70	0.49
13:CM:33:ALA:HA	13:CM:36:LYS:CB	2.43	0.49
15:CO:15:PHE:CE2	15:CO:84:LYS:HD2	2.48	0.49
23:DA:184:C:H2'	23:DA:185:U:H6	1.77	0.49
23:DA:1506:C:H2'	23:DA:1507:A:H5'	1.95	0.49
23:DA:2496:C:OP1	34:DQ:82:ARG:HB3	2.12	0.49
43:DZ:179:ASP:HB2	43:DZ:182:LYS:HD3	1.94	0.49
1:AA:250:A:H4'	1:AA:251:G:O5'	2.12	0.49
1:AA:618:C:H5'	1:AA:619:U:H5''	1.94	0.49
1:AA:1027:C:H2'	1:AA:1028:C:C4	2.47	0.49
1:AA:1123:A:N6	1:AA:1150:U:H3	2.08	0.49
1:AA:1517:G:H1'	23:BA:1919:A:O3'	2.12	0.49
6:AF:42:GLU:OE1	6:AF:59:TYR:OH	2.26	0.49
17:AQ:45:HIS:HD2	17:AQ:65:ILE:HG12	1.76	0.49
21:AU:5:ASP:O	21:AU:11:GLY:HA3	2.11	0.49
23:BA:1028:A:N6	23:BA:1125:G:H2'	2.28	0.49
23:BA:1434:A:H61	23:BA:1558:A:H62	1.59	0.49
23:BA:1506:C:H2'	23:BA:1507:A:H5'	1.94	0.49
23:BA:2516:G:C6	23:BA:2517:C:N4	2.80	0.49
31:BN:58:ASP:OD1	31:BN:58:ASP:N	2.43	0.49
1:CA:103:C:P	20:CT:17:ARG:HH21	2.36	0.49
1:CA:448:A:P	1:CA:485:G:H22	2.35	0.49
1:CA:1001(A):G:H2'	1:CA:1002:G:H8	1.77	0.49
2:CB:218:ALA:O	2:CB:222:ILE:HG13	2.12	0.49
3:CC:139:GLN:O	3:CC:143:GLU:HB2	2.13	0.49
3:CC:175:LEU:H	3:CC:175:LEU:HD12	1.77	0.49
23:DA:102:G:HO2'	23:DA:103:A:P	2.34	0.49
23:DA:1513:C:H2'	23:DA:1514:U:H6	1.77	0.49
23:DA:2010:G:O6	56:DA:4669:HOH:O	2.19	0.49
25:DD:238:GLY:O	25:DD:239:ARG:HB3	2.13	0.49
29:DH:171:LEU:HD23	29:DH:171:LEU:H	1.77	0.49
33:DP:38:GLN:C	33:DP:40:SER:H	2.13	0.49
41:DX:9:LEU:HA	46:D2:36:ARG:HH21	1.77	0.49
43:DZ:138:GLU:HG2	43:DZ:156:LYS:NZ	2.28	0.49
1:AA:1053:G:O6	1:AA:1199:U:H2'	2.12	0.49
1:AA:1446:U:H4'	1:AA:1447:A:C2	2.48	0.49
2:AB:226:ARG:HG3	2:AB:227:GLY:H	1.78	0.49

Continued on next page...

Continued from previous page...

Atom-1	Atom-2	Interatomic distance (Å)	Clash overlap (Å)
4:AD:31:CYS:O	4:AD:31:CYS:SG	2.70	0.49
23:BA:2133:G:C2'	23:BA:2158:A:H61	2.26	0.49
23:BA:2406:U:C2	33:BP:72:PRO:HG2	2.48	0.49
23:BA:2602:A:H1'	23:BA:2603:G:C5'	2.41	0.49
37:BT:91:ARG:HH11	37:BT:120:ARG:NH1	2.09	0.49
46:B2:13:ALA:HA	46:B2:16:LEU:HD12	1.93	0.49
1:CA:77:G:O6	1:CA:78:G:N1	2.45	0.49
1:CA:757:U:H2'	1:CA:758:G:O4'	2.11	0.49
1:CA:1094:G:H22	1:CA:1105:A:H62	1.61	0.49
1:CA:1371:G:H2'	1:CA:1372:U:O4'	2.12	0.49
1:CA:1513:A:H2'	1:CA:1514:C:C6	2.47	0.49
2:CB:213:LEU:HD22	2:CB:214:ILE:HD13	1.95	0.49
2:CB:219:VAL:O	2:CB:222:ILE:HB	2.12	0.49
4:CD:25:ARG:O	4:CD:27:TYR:N	2.43	0.49
6:CF:49:ALA:HB2	18:CR:78:LEU:O	2.12	0.49
7:CG:103:TRP:CE2	7:CG:137:LYS:HD2	2.47	0.49
8:CH:51:VAL:HG11	8:CH:60:ARG:HG3	1.94	0.49
13:CM:50:GLU:O	13:CM:53:VAL:HG12	2.12	0.49
21:CU:12:LYS:HZ1	21:CU:19:GLY:HA3	1.76	0.49
23:DA:105:C:H2'	23:DA:106:C:C6	2.47	0.49
23:DA:443:A:H1'	23:DA:1201:C:O4'	2.12	0.49
23:DA:557:U:H2'	23:DA:558:G:H8	1.77	0.49
23:DA:1268:A:H2'	23:DA:1269:A:O4'	2.12	0.49
23:DA:1489:U:H3'	23:DA:1489:U:H6	1.78	0.49
23:DA:1512:U:H2'	23:DA:1513:C:C6	2.46	0.49
23:DA:1889:A:H2'	23:DA:1890:A:C8	2.47	0.49
23:DA:2250:G:C5	34:DQ:83:MET:HB2	2.47	0.49
42:DY:40:GLU:O	42:DY:42:VAL:HG23	2.11	0.49
1:AA:336:C:H2'	1:AA:337:C:H6	1.77	0.49
1:AA:826:C:H2'	1:AA:827:U:C6	2.48	0.49
1:AA:1345:U:C6	1:AA:1377:A:H2	2.30	0.49
2:AB:24:TRP:CZ3	2:AB:29:ALA:HB2	2.47	0.49
2:AB:187:LEU:HD23	2:AB:201:ILE:HB	1.94	0.49
8:AH:48:TYR:HA	8:AH:60:ARG:O	2.13	0.49
23:BA:1171:G:OP2	23:BA:1171:G:H8	1.96	0.49
23:BA:2892:A:H2'	23:BA:2893:G:C5'	2.42	0.49
24:BB:106:G:H5'	43:BZ:31:ARG:HG2	1.94	0.49
1:CA:35:G:N1	1:CA:550:G:C2	2.81	0.49
5:CE:91:LEU:HD12	5:CE:120:THR:HG22	1.94	0.49
22:CX:53:THR:HG23	22:CX:62:HIS:HB3	1.94	0.49
23:DA:1774:C:H6	23:DA:1774:C:O5'	1.94	0.49

Continued on next page...

Continued from previous page...

Atom-1	Atom-2	Interatomic distance (Å)	Clash overlap (Å)
24:DB:15:A:H1'	24:DB:110:G:C5	2.47	0.49
47:D3:46:ASN:O	47:D3:50:VAL:HG22	2.13	0.49
1:AA:130:A:OP2	1:AA:189(F):U:C2	2.66	0.49
1:AA:436:C:O2'	1:AA:437:U:OP2	2.22	0.49
1:AA:1350:A:H2'	1:AA:1351:U:C6	2.47	0.49
1:AA:1459:C:H3'	1:AA:1459:C:H6	1.77	0.49
4:AD:108:LEU:HB3	4:AD:110:PHE:HE1	1.78	0.49
4:AD:108:LEU:CD1	4:AD:174:LEU:HD13	2.43	0.49
9:AI:3:GLN:NE2	9:AI:18:PHE:HA	2.27	0.49
10:AJ:56:HIS:O	10:AJ:58:ASP:N	2.46	0.49
17:AQ:76:LEU:HD21	17:AQ:79:SER:N	2.27	0.49
21:AU:10:ARG:HA	21:AU:13:ILE:HG22	1.94	0.49
23:BA:784:A:C5	25:BD:229:VAL:HG21	2.47	0.49
23:BA:1688:U:H1'	23:BA:1701:A:C6	2.48	0.49
23:BA:1840:G:C6	23:BA:1841:U:C4	3.01	0.49
23:BA:1952:A:C6	23:BA:1953:A:N1	2.80	0.49
23:BA:2580:U:C5	23:BA:2581:G:C6	3.01	0.49
24:BB:31:C:N4	36:BS:32:LEU:HD13	2.28	0.49
24:BB:43:C:H5''	48:B4:1:MET:HG2	1.93	0.49
28:BG:11:TYR:HA	28:BG:15:VAL:HB	1.93	0.49
38:BU:59:ARG:O	38:BU:63:VAL:HG23	2.12	0.49
42:BY:6:HIS:H	42:BY:6:HIS:CD2	2.30	0.49
1:CA:254:G:OP1	17:CQ:67:LYS:O	2.30	0.49
1:CA:1023:G:H8	1:CA:1023:G:OP2	1.95	0.49
1:CA:1212:U:H5'	1:CA:1213:A:OP1	2.13	0.49
7:CG:51:GLN:HG3	7:CG:58:PRO:HD3	1.95	0.49
7:CG:137:LYS:HD3	7:CG:140:ASP:HB2	1.95	0.49
43:DZ:125:LEU:HG	43:DZ:164:ALA:HB3	1.94	0.49
53:D9:10:ILE:HD12	53:D9:32:HIS:HA	1.93	0.49
1:AA:460:G:O6	1:AA:470:C:H5''	2.13	0.49
1:AA:1083:U:C5	1:AA:1084:G:C6	3.01	0.49
1:AA:1178:G:O2'	1:AA:1180:A:N7	2.33	0.49
1:AA:1353:G:H2'	1:AA:1354:C:H6	1.77	0.49
6:AF:55:ASP:HB3	6:AF:86:ARG:HH12	1.75	0.49
8:AH:20:TYR:HA	8:AH:65:TYR:CE2	2.47	0.49
23:BA:528:A:C2	23:BA:2043:C:H4'	2.47	0.49
23:BA:826:U:C4'	33:BP:55:ARG:HB2	2.43	0.49
23:BA:885:C:H5'	23:BA:886:C:OP2	2.13	0.49
23:BA:886:C:H2'	23:BA:887:A:H5'	1.95	0.49
23:BA:1364:G:OP1	45:B1:2:SER:HA	2.13	0.49
23:BA:2114:A:O2'	23:BA:2168:G:H5'	2.12	0.49

Continued on next page...

Continued from previous page...

Atom-1	Atom-2	Interatomic distance (Å)	Clash overlap (Å)
23:BA:2150:U:H2'	23:BA:2151:G:H8	1.77	0.49
23:BA:2203:U:O2'	23:BA:2205:C:H5'	2.12	0.49
23:BA:2335:A:O2'	23:BA:2336:A:OP2	2.28	0.49
23:BA:2648:C:H2'	23:BA:2649:U:C6	2.47	0.49
43:BZ:48:PHE:O	43:BZ:52:SER:N	2.45	0.49
1:CA:674:G:H2'	1:CA:675:A:C8	2.47	0.49
1:CA:951:G:C5	1:CA:1231:G:C6	3.01	0.49
1:CA:974:A:H8	1:CA:974:A:OP1	1.95	0.49
1:CA:1251:A:H4'	9:CI:12:GLU:OE2	2.12	0.49
4:CD:108:LEU:CD1	4:CD:174:LEU:HD13	2.43	0.49
7:CG:29:LYS:HB3	7:CG:105:VAL:HG11	1.93	0.49
7:CG:71:PRO:HB3	7:CG:138:LYS:O	2.13	0.49
10:CJ:51:ARG:CZ	10:CJ:61:GLU:HB3	2.43	0.49
17:CQ:65:ILE:H	17:CQ:65:ILE:HD12	1.78	0.49
20:CT:26:ASN:OD1	20:CT:71:THR:HG23	2.12	0.49
23:DA:1031:G:H1	23:DA:1123:C:H42	1.59	0.49
23:DA:2711:A:OP1	23:DA:2712(A):A:OP1	2.31	0.49
24:DB:90:A:C5	24:DB:91:C:H1'	2.48	0.49
32:DO:115:VAL:HG13	32:DO:121:VAL:HG21	1.94	0.49
1:AA:22:G:H2'	1:AA:23:C:C6	2.48	0.49
1:AA:1320:C:N4	19:AS:36:ARG:HG3	2.28	0.49
7:AG:139:GLU:HB3	7:AG:143:ARG:NH2	2.28	0.49
9:AI:15:ALA:HB1	9:AI:63:ILE:HG23	1.95	0.49
18:AR:30:ASP:HB3	18:AR:33:ASP:HB2	1.94	0.49
23:BA:96:G:H4'	46:B2:48:HIS:CD2	2.48	0.49
23:BA:1533:G:N2	23:BA:1536:C:H5	2.00	0.49
23:BA:1799:G:H5'	23:BA:1819:A:H61	1.77	0.49
24:BB:105:A:OP1	43:BZ:72:ARG:NH1	2.37	0.49
26:BE:2:LYS:HG3	26:BE:200:GLU:HB2	1.95	0.49
33:BP:138:LEU:HD23	33:BP:145:PRO:HG3	1.94	0.49
40:BW:14:PRO:HG2	40:BW:78:GLU:HG2	1.94	0.49
42:BY:68:HIS:ND1	42:BY:70:SER:HB3	2.28	0.49
42:BY:90:LEU:C	42:BY:92:ASN:H	2.15	0.49
45:B1:2:SER:HB3	45:B1:46:LEU:HD11	1.95	0.49
1:CA:93:G:O2'	1:CA:96:U:H5'	2.13	0.49
1:CA:186:C:O3'	20:CT:82:SER:HB2	2.13	0.49
1:CA:396:G:O2'	1:CA:398:C:OP1	2.19	0.49
1:CA:950:U:N3	1:CA:1231:G:N1	2.42	0.49
1:CA:993:G:H2'	1:CA:995:C:H41	1.78	0.49
1:CA:1469:G:H2'	1:CA:1470:G:C8	2.48	0.49
2:CB:185:ILE:HA	2:CB:199:TYR:O	2.13	0.49

Continued on next page...

Continued from previous page...

Atom-1	Atom-2	Interatomic distance (Å)	Clash overlap (Å)
17:CQ:76:LEU:HD21	17:CQ:79:SER:N	2.27	0.49
23:DA:143:G:H2'	23:DA:143(A):C:H6	1.77	0.49
23:DA:1156:A:OP2	56:DA:4263:HOH:O	2.20	0.49
23:DA:1405:U:H2'	23:DA:1406:U:H6	1.74	0.49
23:DA:2307:G:H5'	23:DA:2308:G:N2	2.28	0.49
30:DI:58:LEU:HG	30:DI:59:ALA:N	2.28	0.49
1:AA:270:A:H2'	1:AA:271:C:C6	2.47	0.49
1:AA:420:U:N3	1:AA:422:C:N3	2.60	0.49
1:AA:1003:G:N2	1:AA:1004:A:O2'	2.45	0.49
1:AA:1224:G:C6	1:AA:1363:C:N3	2.81	0.49
7:AG:113:GLU:HG2	7:AG:119:ARG:HB2	1.95	0.49
8:AH:10:LEU:HD22	8:AH:83:ILE:HD11	1.95	0.49
10:AJ:40:LEU:HB2	10:AJ:69:ASN:HB2	1.94	0.49
23:BA:2322:A:N6	23:BA:2335:A:C6	2.72	0.49
23:BA:2593:U:H2'	23:BA:2594:C:H6	1.76	0.49
1:CA:448:A:OP2	1:CA:485:G:N2	2.45	0.49
1:CA:952:U:O2	1:CA:1229:A:N1	2.46	0.49
1:CA:986:A:H2'	1:CA:987:G:C8	2.47	0.49
1:CA:1026:G:N3	1:CA:1027:C:H5'	2.28	0.49
1:CA:1210:C:H3'	1:CA:1211:U:C5'	2.43	0.49
17:CQ:86:GLU:HG2	17:CQ:90:ILE:HD11	1.95	0.49
23:DA:947:G:N2	23:DA:971:C:C2	2.81	0.49
23:DA:2125:G:N2	23:DA:2126:A:N6	2.61	0.49
23:DA:2158:A:H1'	23:DA:2159:G:C8	2.48	0.49
1:AA:417:C:O5'	1:AA:417:C:H6	1.96	0.49
1:AA:674:G:H2'	1:AA:675:A:C8	2.47	0.49
1:AA:692:U:O2'	1:AA:694:A:N7	2.39	0.49
1:AA:946:A:OP2	1:AA:946:A:H8	1.95	0.49
1:AA:1057:G:N2	1:AA:1204:A:H1'	2.28	0.49
1:AA:1255:G:H2'	1:AA:1258:G:H21	1.77	0.49
2:AB:78:GLN:O	2:AB:94:ASN:ND2	2.43	0.49
3:AC:59:ARG:HG2	3:AC:64:VAL:CB	2.43	0.49
21:AU:5:ASP:HB3	21:AU:8:THR:OG1	2.11	0.49
23:BA:751:A:H5'	40:BW:90:ARG:HA	1.95	0.49
23:BA:1356:G:C6	23:BA:1357:U:C4	3.01	0.49
23:BA:1657:C:H2'	23:BA:1658:C:C6	2.48	0.49
23:BA:1796:U:H2'	23:BA:1797:C:H6	1.77	0.49
23:BA:2461:C:H2'	23:BA:2462:U:H6	1.77	0.49
23:BA:2648:C:H2'	23:BA:2649:U:H6	1.78	0.49
24:BB:96:U:H2'	24:BB:97:G:H8	1.78	0.49
31:BN:39:ARG:NH2	31:BN:41:ASP:OD2	2.44	0.49

Continued on next page...

Continued from previous page...

Atom-1	Atom-2	Interatomic distance (Å)	Clash overlap (Å)
1:CA:830:G:H2'	1:CA:831:U:O4'	2.13	0.49
1:CA:868:C:H2'	1:CA:869:G:O4'	2.13	0.49
1:CA:1240:U:H3'	1:CA:1241:G:O4'	2.13	0.49
2:CB:47:THR:HG23	2:CB:202:PRO:HG2	1.95	0.49
3:CC:32:LEU:HD21	3:CC:59:ARG:CZ	2.43	0.49
3:CC:148:GLY:CA	3:CC:172:ARG:H	2.25	0.49
17:CQ:66:SER:HB3	17:CQ:69:LYS:HB2	1.95	0.49
19:CS:12:ASP:HB2	19:CS:38:SER:OG	2.13	0.49
23:DA:271(E):U:H3	23:DA:271(S):G:H1	1.60	0.49
23:DA:704:G:H1'	23:DA:726:G:N2	2.27	0.49
23:DA:774:A:N3	23:DA:774:A:H2'	2.28	0.49
23:DA:1593:G:H2'	23:DA:1594:G:C8	2.48	0.49
23:DA:2462:U:H1'	23:DA:2491:U:O4	2.13	0.49
23:DA:2854:G:H2'	23:DA:2855:C:C6	2.47	0.49
33:DP:64:LYS:HA	52:D8:13:ARG:HB3	1.94	0.49
33:DP:83:VAL:CG1	33:DP:112:LEU:HD21	2.43	0.49
1:AA:859:A:H2'	1:AA:860:A:O4'	2.13	0.48
1:AA:959:A:O2'	1:AA:961:U:H5'	2.13	0.48
1:AA:971:G:H1'	1:AA:1365:G:O2'	2.13	0.48
1:AA:986:A:H1'	19:AS:54:GLY:O	2.13	0.48
1:AA:1458:G:H3'	1:AA:1459:C:H5''	1.94	0.48
4:AD:177:ASP:CG	4:AD:180:GLY:HA3	2.33	0.48
5:AE:91:LEU:HD12	5:AE:120:THR:HG22	1.94	0.48
8:AH:51:VAL:HG11	8:AH:60:ARG:HG3	1.95	0.48
23:BA:127:A:H5''	23:BA:128:C:C6	2.48	0.48
23:BA:226:G:H21	23:BA:228:A:N6	2.10	0.48
23:BA:826:U:H4'	33:BP:55:ARG:HB2	1.95	0.48
23:BA:1140:C:OP1	31:BN:23:LEU:O	2.30	0.48
23:BA:1419:A:O2'	23:BA:1420:U:H5''	2.13	0.48
23:BA:1509(B):A:H3'	23:BA:1510:G:H8	1.77	0.48
23:BA:1632:A:C6	23:BA:1633:G:C6	3.01	0.48
23:BA:1638:C:O2	23:BA:2698:U:O2'	2.28	0.48
23:BA:1794:U:H2'	23:BA:1795:C:H6	1.78	0.48
23:BA:1866:C:H2'	23:BA:1876:A:O4'	2.13	0.48
43:BZ:180:VAL:O	43:BZ:183:LEU:HB2	2.12	0.48
1:CA:266:G:H5''	1:CA:267:C:H5	1.77	0.48
1:CA:766:A:H2'	1:CA:767:A:O4'	2.12	0.48
1:CA:881:G:P	12:CL:12:ARG:HH22	2.35	0.48
1:CA:1144:G:H21	1:CA:1146:A:H61	1.60	0.48
1:CA:1320:C:H42	19:CS:36:ARG:HE	1.61	0.48
3:CC:139:GLN:HA	3:CC:142:MET:HB2	1.93	0.48

Continued on next page...

Continued from previous page...

Atom-1	Atom-2	Interatomic distance (Å)	Clash overlap (Å)
7:CG:66:VAL:HA	7:CG:69:VAL:HG23	1.93	0.48
12:CL:70:ILE:HG12	12:CL:100:ILE:HD13	1.95	0.48
13:CM:23:TYR:CD1	13:CM:67:GLU:HA	2.48	0.48
20:CT:56:MET:HE2	20:CT:88:VAL:HG21	1.95	0.48
23:DA:848:G:H2'	23:DA:849:A:C8	2.48	0.48
23:DA:955:C:OP1	34:DQ:87:LYS:HE2	2.13	0.48
23:DA:2293:C:H2'	23:DA:2294:C:C6	2.48	0.48
31:DN:132:ALA:HB3	31:DN:133:GLN:NE2	2.28	0.48
42:DY:6:HIS:H	42:DY:6:HIS:CD2	2.31	0.48
1:AA:775:G:O2'	1:AA:776:G:H5'	2.13	0.48
1:AA:963:G:N2	1:AA:972:C:N3	2.50	0.48
1:AA:978:A:N6	1:AA:1316:G:H1'	2.28	0.48
1:AA:1067:A:H8	1:AA:1067:A:O5'	1.96	0.48
1:AA:1202:G:N2	14:AN:43:CYS:SG	2.85	0.48
1:AA:1234:C:H2'	1:AA:1235:U:C6	2.48	0.48
1:AA:1360:A:H3'	1:AA:1361:G:C8	2.48	0.48
2:AB:84:GLU:HB3	2:AB:219:VAL:HG21	1.96	0.48
2:AB:149:LEU:HA	2:AB:149:LEU:HD23	1.62	0.48
5:AE:71:LEU:HD23	5:AE:115:VAL:HG22	1.95	0.48
17:AQ:55:ASP:HA	17:AQ:79:SER:HA	1.95	0.48
18:AR:36:ASN:ND2	18:AR:39:VAL:H	2.11	0.48
23:BA:784:A:C8	23:BA:792:G:C5	3.01	0.48
23:BA:2130:U:H2'	23:BA:2131:G:N7	2.27	0.48
36:BS:96:GLY:N	36:BS:99:LYS:HB3	2.28	0.48
1:CA:346:G:H2'	1:CA:347:G:O4'	2.14	0.48
1:CA:420:U:N3	1:CA:422:C:N3	2.61	0.48
1:CA:1069:C:H4'	1:CA:1192:C:O2	2.13	0.48
1:CA:1124:G:H1'	10:CJ:38:ILE:HG21	1.95	0.48
1:CA:1373:G:OP1	7:CG:36:LYS:HB2	2.13	0.48
9:CI:20:ARG:HG2	9:CI:21:PRO:O	2.13	0.48
12:CL:42:THR:HB	12:CL:52:LEU:HD12	1.94	0.48
23:DA:870:A:C2	23:DA:908:C:C2	3.01	0.48
23:DA:1654:A:OP1	35:DR:1:MET:HA	2.13	0.48
23:DA:2154:G:H2'	23:DA:2155:G:C8	2.48	0.48
23:DA:2648:C:H2'	23:DA:2649:U:C6	2.48	0.48
31:DN:62:VAL:CG1	31:DN:66:LYS:HB2	2.44	0.48
32:DO:35:VAL:HG21	32:DO:103:ALA:HB3	1.95	0.48
41:DX:11:PRO:HG2	41:DX:13:LEU:HD21	1.95	0.48
1:AA:335:C:H2'	1:AA:336:C:C6	2.48	0.48
1:AA:838:G:H2'	1:AA:839:U:H5''	1.94	0.48
1:AA:933:G:O6	7:AG:3:ARG:NH2	2.46	0.48

Continued on next page...

Continued from previous page...

Atom-1	Atom-2	Interatomic distance (Å)	Clash overlap (Å)
1:AA:1058:G:C6	1:AA:1059:C:N3	2.80	0.48
1:AA:1059:C:P	3:AC:199:LYS:HZ1	2.35	0.48
1:AA:1231:G:H2'	1:AA:1232:U:H6	1.76	0.48
1:AA:1293:G:O2'	1:AA:1294:G:OP2	2.25	0.48
1:AA:1309:G:C6	1:AA:1329:A:C5	3.00	0.48
1:AA:1314:C:H2'	1:AA:1315:U:C6	2.47	0.48
1:AA:1457:G:C6	1:AA:1458:G:N7	2.82	0.48
3:AC:153:VAL:HG22	3:AC:198:VAL:HG13	1.95	0.48
9:AI:9:ARG:HG2	9:AI:104:ARG:HH21	1.78	0.48
12:AL:86:ARG:HB2	12:AL:101:VAL:HG22	1.94	0.48
22:AX:22:ALA:O	22:AX:25:ALA:HB3	2.13	0.48
23:BA:573:G:O2'	23:BA:574:C:H3'	2.13	0.48
23:BA:729:G:OP2	25:BD:13:ARG:NH1	2.45	0.48
23:BA:955:C:OP1	34:BQ:87:LYS:HE2	2.13	0.48
23:BA:1047:G:H2'	23:BA:1110:G:N1	2.26	0.48
23:BA:1664:A:OP1	56:BA:4773:HOH:O	2.19	0.48
23:BA:2205:C:O2	23:BA:2220:G:C2	2.66	0.48
24:BB:96:U:H2'	24:BB:97:G:C8	2.47	0.48
26:BE:119:ARG:HG2	26:BE:160:TYR:HB2	1.94	0.48
27:BF:197:ASP:O	27:BF:201:VAL:HG12	2.12	0.48
29:BH:67:LEU:O	29:BH:71:LEU:HB2	2.13	0.48
41:BX:9:LEU:HA	46:B2:36:ARG:HH21	1.79	0.48
49:B5:20:ARG:HG2	49:B5:23:HIS:CD2	2.48	0.48
1:CA:9:G:H2'	1:CA:10:A:C8	2.48	0.48
1:CA:189(A):C:H42	1:CA:189(J):G:H1	1.60	0.48
1:CA:512:U:H2'	1:CA:513:C:H6	1.79	0.48
1:CA:1004:A:C2	1:CA:1037:C:N4	2.82	0.48
1:CA:1013:G:HO2'	1:CA:1014:A:H8	1.58	0.48
1:CA:1165:C:C2	1:CA:1171:G:N2	2.81	0.48
2:CB:77:ALA:HB1	2:CB:211:ILE:HG21	1.94	0.48
3:CC:132:ARG:O	3:CC:136:GLN:HB2	2.13	0.48
4:CD:120:LEU:HB3	4:CD:126:ILE:HD11	1.94	0.48
23:DA:102:G:O2'	23:DA:103:A:O5'	2.26	0.48
23:DA:171:G:H2'	23:DA:172:C:O4'	2.14	0.48
23:DA:333:G:H5''	23:DA:334:C:OP2	2.12	0.48
23:DA:444:C:H4'	27:DF:49:ALA:HB2	1.94	0.48
23:DA:975:C:H5	56:DA:4455:HOH:O	1.95	0.48
23:DA:1316:U:H2'	23:DA:1317:A:C8	2.49	0.48
23:DA:1505:C:H2'	23:DA:1506:C:H6	1.78	0.48
35:DR:103:ARG:HH12	35:DR:110:PRO:HD3	1.77	0.48
43:DZ:150:LEU:O	43:DZ:171:ILE:HG13	2.13	0.48

Continued on next page...

Continued from previous page...

Atom-1	Atom-2	Interatomic distance (Å)	Clash overlap (Å)
48:D4:22:ILE:HG22	48:D4:24:THR:HG23	1.95	0.48
1:AA:97:G:O2'	1:AA:98:G:H8	1.91	0.48
1:AA:223:U:H2'	1:AA:224:C:C6	2.49	0.48
1:AA:230:G:H1'	16:AP:25:ARG:HH22	1.78	0.48
1:AA:806:C:H2'	1:AA:807:A:C8	2.48	0.48
1:AA:838:G:N2	1:AA:849:C:C2	2.81	0.48
1:AA:954:G:H21	1:AA:1227:A:H62	1.61	0.48
1:AA:1268:A:H1'	1:AA:1327:C:H5'	1.94	0.48
1:AA:1301:U:H4'	13:AM:21:TYR:OH	2.14	0.48
1:AA:1412:C:H2'	1:AA:1413:A:C8	2.49	0.48
1:AA:1443:G:O6	1:AA:1444:C:C4	2.66	0.48
1:AA:1443:G:O6	1:AA:1459:C:O2	2.31	0.48
1:AA:1459:C:C2'	1:AA:1460:A:N7	2.77	0.48
2:AB:95:GLN:HG3	2:AB:147:LYS:HD3	1.95	0.48
3:AC:59:ARG:HA	3:AC:64:VAL:HA	1.93	0.48
3:AC:114:PRO:HD3	3:AC:183:ASP:OD1	2.13	0.48
20:AT:86:ARG:CZ	20:AT:86:ARG:HB3	2.42	0.48
23:BA:83:G:H22	23:BA:102:G:H2'	1.77	0.48
23:BA:535:C:O3'	38:BU:53:ARG:NH1	2.46	0.48
23:BA:848:G:H2'	23:BA:849:A:C8	2.49	0.48
23:BA:1366:A:OP1	45:B1:3:LYS:NZ	2.46	0.48
23:BA:2318:G:N3	23:BA:2318:G:H2'	2.28	0.48
26:BE:72:VAL:HA	26:BE:73:GLU:OE2	2.13	0.48
28:BG:59:GLU:O	28:BG:63:ILE:HG13	2.13	0.48
33:BP:52:GLU:OE1	33:BP:55:ARG:NH1	2.47	0.48
37:BT:95:ARG:HG2	37:BT:95:ARG:NH1	2.26	0.48
42:BY:79:CYS:HB3	42:BY:81:LYS:H	1.77	0.48
48:B4:14:ILE:HG22	48:B4:33:VAL:HG23	1.95	0.48
50:B6:14:THR:HG21	50:B6:48:VAL:HG13	1.95	0.48
1:CA:390:C:H2'	1:CA:391:G:C8	2.49	0.48
1:CA:625:G:C6	1:CA:626:U:C4	3.01	0.48
1:CA:684:A:H2'	1:CA:685:G:C8	2.47	0.48
1:CA:1071:C:H5''	5:CE:49:PRO:HG2	1.94	0.48
1:CA:1086:U:H4'	1:CA:1389:C:H5''	1.94	0.48
2:CB:37:ASN:O	2:CB:39:ILE:HD12	2.13	0.48
8:CH:37:ARG:HE	8:CH:37:ARG:HB3	1.50	0.48
23:DA:223:A:O2'	23:DA:420:C:O2	2.32	0.48
23:DA:659:C:H4'	27:DF:100:THR:O	2.12	0.48
23:DA:968:G:H2'	23:DA:969:U:O4'	2.13	0.48
23:DA:2165:G:H2'	23:DA:2166:G:C8	2.48	0.48
23:DA:2275:C:H6	23:DA:2275:C:H5'	1.78	0.48

Continued on next page...

Continued from previous page...

Atom-1	Atom-2	Interatomic distance (Å)	Clash overlap (Å)
23:DA:2318:G:N3	23:DA:2318:G:H2'	2.29	0.48
23:DA:2713:A:H2'	23:DA:2713:A:N3	2.29	0.48
27:DF:50:SER:OG	27:DF:51:THR:N	2.45	0.48
32:DO:77:ILE:HG13	37:DT:74:ARG:HG2	1.95	0.48
37:DT:28:VAL:HG13	37:DT:86:ILE:HG23	1.95	0.48
42:DY:15:VAL:HG21	42:DY:42:VAL:HG11	1.94	0.48
1:AA:1338:G:H5'	1:AA:1339:A:OP2	2.13	0.48
2:AB:178:ARG:NH1	2:AB:196:LEU:O	2.46	0.48
23:BA:71:A:H5'	23:BA:71:A:H8	1.75	0.48
23:BA:271(I):G:H2'	23:BA:271(J):C:C6	2.48	0.48
23:BA:828:U:H4'	23:BA:831:G:N1	2.28	0.48
23:BA:2069:G:OP2	56:BA:3862:HOH:O	2.20	0.48
23:BA:2807:G:N1	23:BA:2808:U:C2	2.82	0.48
33:BP:95:VAL:HG22	33:BP:125:VAL:HB	1.96	0.48
34:BQ:63:LYS:HD2	34:BQ:65:PHE:CZ	2.49	0.48
1:CA:560:U:OP2	56:CA:1914:HOH:O	2.20	0.48
1:CA:626:U:C2	1:CA:627:G:C8	3.02	0.48
1:CA:859:A:H2'	1:CA:860:A:O4'	2.13	0.48
1:CA:1256:A:H5'	1:CA:1258:G:O4'	2.13	0.48
1:CA:1446:U:H4'	1:CA:1447:A:C2	2.49	0.48
1:CA:1508:G:P	56:CA:2020:HOH:O	2.71	0.48
2:CB:42:ILE:HD12	2:CB:203:GLY:HA2	1.96	0.48
3:CC:111:LEU:HD23	3:CC:141:VAL:HG13	1.94	0.48
6:CF:19:LEU:HD11	6:CF:59:TYR:CZ	2.49	0.48
17:CQ:76:LEU:HD21	17:CQ:79:SER:H	1.79	0.48
23:DA:335:C:H2'	23:DA:336:C:H6	1.79	0.48
23:DA:493:G:H2'	23:DA:494:G:O4'	2.14	0.48
23:DA:2469:A:H5'	23:DA:2470:G:OP2	2.13	0.48
23:DA:2748:A:H5'	29:DH:4:ILE:HD12	1.94	0.48
31:DN:30:ILE:HG22	31:DN:34:LEU:HD22	1.94	0.48
31:DN:39:ARG:NH2	31:DN:41:ASP:OD2	2.46	0.48
1:AA:60:A:H4'	1:AA:61:G:O5'	2.14	0.48
1:AA:393:A:C2	1:AA:394:G:C8	3.02	0.48
1:AA:830:G:H2'	1:AA:831:U:O4'	2.14	0.48
1:AA:1084:G:H5''	1:AA:1085:U:OP2	2.13	0.48
1:AA:1206:G:C6	1:AA:1207:G:C5	3.00	0.48
1:AA:1441:G:N2	1:AA:1459:C:C6	2.82	0.48
5:AE:137:GLU:O	5:AE:141:GLN:HB2	2.14	0.48
15:AO:4:THR:H	15:AO:7:GLU:HB2	1.79	0.48
20:AT:38:LYS:O	20:AT:41:ILE:HG13	2.14	0.48
22:AX:69:ASP:HB3	22:AX:71:TYR:N	2.29	0.48

Continued on next page...

Continued from previous page...

Atom-1	Atom-2	Interatomic distance (Å)	Clash overlap (Å)
23:BA:7:G:H2'	23:BA:8:A:C8	2.48	0.48
23:BA:12:U:H2'	23:BA:12:U:O2	2.14	0.48
23:BA:2324:C:H5''	23:BA:2325:G:H5'	1.95	0.48
26:BE:92:THR:O	26:BE:95:ILE:HG23	2.12	0.48
28:BG:104:GLU:O	28:BG:108:ASN:ND2	2.47	0.48
28:BG:132:ASN:OD1	28:BG:158:ALA:HA	2.13	0.48
30:BI:5:LEU:HD12	30:BI:17:GLN:O	2.13	0.48
35:BR:37:THR:OG1	35:BR:40:LYS:HG3	2.13	0.48
40:BW:71:VAL:HA	40:BW:107:LEU:HD12	1.94	0.48
1:CA:990:C:N4	1:CA:991:U:O4	2.47	0.48
1:CA:1023:G:C2'	1:CA:1024:G:H5'	2.43	0.48
1:CA:1245:A:N6	1:CA:1292:U:H3	2.10	0.48
1:CA:1460:A:H8	1:CA:1460:A:O5'	1.95	0.48
7:CG:88:PRO:O	7:CG:89:MET:HG3	2.13	0.48
8:CH:111:ILE:H	8:CH:111:ILE:HD12	1.78	0.48
17:CQ:31:LEU:HD23	17:CQ:32:TYR:CZ	2.48	0.48
23:DA:485:C:H2'	23:DA:486:C:C6	2.48	0.48
23:DA:910:A:C6	23:DA:911:A:C6	3.01	0.48
23:DA:1040:C:H2'	23:DA:1041:C:H1'	1.95	0.48
23:DA:1999:C:H5''	23:DA:2723:C:O2'	2.14	0.48
28:DG:104:GLU:O	28:DG:108:ASN:ND2	2.47	0.48
29:DH:67:LEU:O	29:DH:71:LEU:HB2	2.14	0.48
32:DO:4:PRO:O	32:DO:5:GLN:HB2	2.13	0.48
36:DS:96:GLY:H	36:DS:99:LYS:H	1.60	0.48
39:DV:60:GLU:HB2	39:DV:97:LYS:HE2	1.95	0.48
1:AA:391:G:C6	1:AA:392:G:C5	3.02	0.48
1:AA:677:U:H2'	1:AA:678:U:C6	2.48	0.48
1:AA:766:A:H2'	1:AA:767:A:O4'	2.13	0.48
1:AA:1099:G:H3'	1:AA:1100:C:H6	1.77	0.48
1:AA:1262:C:N4	1:AA:1273:G:H1	2.07	0.48
1:AA:1326:C:H5''	21:AU:19:GLY:HA2	1.95	0.48
7:AG:108:ALA:CB	7:AG:120:ILE:HG12	2.43	0.48
12:AL:102:ARG:NH2	12:AL:109:GLY:O	2.47	0.48
22:AX:27:LEU:HD21	22:AX:85:LEU:HD13	1.95	0.48
23:BA:652(J):G:H21	47:D3:5:LYS:NZ	2.12	0.48
23:BA:1494:A:H2'	23:BA:1495:A:H8	1.78	0.48
23:BA:2127:G:N2	23:BA:2173:A:H1'	2.28	0.48
23:BA:2175:C:H2'	23:BA:2176:A:O4'	2.14	0.48
23:BA:2315:G:H2'	23:BA:2316:C:C6	2.49	0.48
23:BA:2751:G:C4	29:BH:2:SER:N	2.82	0.48
25:BD:101:GLU:OE1	25:BD:103:ARG:HD3	2.14	0.48

Continued on next page...

Continued from previous page...

Atom-1	Atom-2	Interatomic distance (Å)	Clash overlap (Å)
30:BI:102:SER:HA	30:BI:106:GLY:HA3	1.95	0.48
32:BO:107:ARG:CZ	37:BT:36:GLU:HG3	2.43	0.48
44:B0:23:VAL:HG13	44:B0:38:VAL:HG23	1.95	0.48
46:B2:50:ILE:O	46:B2:51:ARG:HB3	2.13	0.48
51:B7:9:ARG:HB3	51:B7:46:VAL:HG23	1.96	0.48
1:CA:636:U:H2'	1:CA:637:G:H8	1.78	0.48
1:CA:1003:G:H1	1:CA:1037:C:N4	2.12	0.48
1:CA:1210:C:H1'	1:CA:1214:C:C2	2.49	0.48
1:CA:1427:U:H2'	1:CA:1428:A:C8	2.49	0.48
2:CB:97:TRP:CZ3	2:CB:99:GLY:HA2	2.49	0.48
2:CB:102:LEU:HB3	2:CB:180:LEU:HD12	1.96	0.48
9:CI:65:VAL:HG13	9:CI:73:GLN:NE2	2.28	0.48
10:CJ:9:ARG:O	10:CJ:95:GLU:N	2.28	0.48
11:CK:33:THR:HA	11:CK:40:ILE:HG12	1.95	0.48
23:DA:300:A:P	42:DY:86:ARG:HH22	2.36	0.48
23:DA:498:G:O2'	23:DA:499:U:H5'	2.14	0.48
23:DA:709:U:H2'	23:DA:710:G:C8	2.49	0.48
23:DA:1001:A:H2'	23:DA:1002:G:O4'	2.13	0.48
23:DA:1488:G:N2	23:DA:1502:C:C2	2.82	0.48
23:DA:1651:G:N2	23:DA:2007:C:C2	2.82	0.48
23:DA:2001:A:H2'	23:DA:2002:G:C8	2.49	0.48
23:DA:2464:C:H1'	56:DA:3666:HOH:O	2.13	0.48
27:DF:39:TRP:O	27:DF:43:LYS:HG2	2.13	0.48
28:DG:59:GLU:O	28:DG:63:ILE:HG13	2.14	0.48
29:DH:117:PRO:HB3	29:DH:123:PHE:CE2	2.48	0.48
31:DN:67:LEU:HA	31:DN:67:LEU:HD22	1.71	0.48
34:DQ:38:GLU:HB2	34:DQ:127:ILE:HG22	1.95	0.48
37:DT:26:ASP:OD2	37:DT:91:ARG:NH1	2.47	0.48
1:AA:375:U:C4	1:AA:376:G:N7	2.82	0.48
1:AA:767:A:H2'	1:AA:768:A:O4'	2.14	0.48
1:AA:1271:G:C6	1:AA:1272:G:C6	3.01	0.48
1:AA:1351:U:H1'	7:AG:33:ASP:HB3	1.94	0.48
1:AA:1377:A:C8	1:AA:1377:A:C3'	2.96	0.48
2:AB:44:LEU:HA	2:AB:47:THR:OG1	2.13	0.48
4:AD:108:LEU:HD12	4:AD:174:LEU:HD13	1.94	0.48
13:AM:5:ALA:HA	13:AM:61:GLU:HG2	1.96	0.48
13:AM:13:LYS:HA	13:AM:44:ARG:HB3	1.96	0.48
16:AP:65:GLN:HE21	16:AP:65:GLN:HB3	1.42	0.48
16:AP:75:ARG:HA	16:AP:80:PHE:HD1	1.79	0.48
23:BA:171:G:H2'	23:BA:172:C:O4'	2.13	0.48
23:BA:363(A):A:H2'	23:BA:363(B):G:H8	1.78	0.48

Continued on next page...

Continued from previous page...

Atom-1	Atom-2	Interatomic distance (Å)	Clash overlap (Å)
23:BA:646:A:H2'	23:BA:647:G:O4'	2.14	0.48
23:BA:1001:A:H2'	23:BA:1002:G:O4'	2.13	0.48
23:BA:1113:U:H2'	23:BA:1114:G:C8	2.49	0.48
23:BA:2001:A:H2'	23:BA:2002:G:C8	2.49	0.48
26:BE:21:VAL:HG23	26:BE:185:LYS:HG3	1.96	0.48
31:BN:36:GLY:HA2	31:BN:38:HIS:CE1	2.49	0.48
36:BS:14:VAL:HG11	36:BS:90:GLY:O	2.14	0.48
36:BS:62:LYS:HB3	36:BS:97:ARG:HD2	1.95	0.48
1:CA:38:G:H22	1:CA:397:A:H5''	1.78	0.48
1:CA:921:U:O2	5:CE:19:MET:HB2	2.14	0.48
1:CA:962:C:H2'	1:CA:963:G:O4'	2.13	0.48
1:CA:968:A:H8	1:CA:968:A:OP1	1.97	0.48
1:CA:1085:U:C2	1:CA:1094:G:O6	2.67	0.48
1:CA:1251:A:H61	1:CA:1354:C:HO2'	1.55	0.48
1:CA:1508:G:H2'	1:CA:1509:C:C6	2.49	0.48
4:CD:101:LEU:HD23	4:CD:102:ASP:N	2.29	0.48
16:CP:28:ARG:HG2	16:CP:29:ASP:OD2	2.13	0.48
23:DA:645:C:O2	23:DA:645:C:H2'	2.13	0.48
23:DA:1159:U:H2'	23:DA:1160:G:H8	1.79	0.48
23:DA:1464:C:H2'	23:DA:1465:G:C8	2.48	0.48
23:DA:1652:A:OP1	35:DR:8:ARG:NH1	2.44	0.48
24:DB:33:G:C6	24:DB:34:U:N3	2.82	0.48
24:DB:110:G:C2	24:DB:111:G:C5	3.01	0.48
26:DE:120:TRP:CE3	26:DE:155:LYS:HD3	2.49	0.48
26:DE:175:VAL:CG2	26:DE:177:PRO:HD3	2.43	0.48
27:DF:34:TRP:HE3	27:DF:35:GLU:HG2	1.79	0.48
30:DI:5:LEU:H	30:DI:5:LEU:HD12	1.79	0.48
30:DI:29:TYR:O	30:DI:32:PRO:HD2	2.14	0.48
30:DI:79:ILE:HA	30:DI:80:PRO:HD2	1.66	0.48
36:DS:62:LYS:HB3	36:DS:97:ARG:HD2	1.96	0.48
43:DZ:43:GLU:O	43:DZ:47:VAL:HG23	2.14	0.48
1:AA:651:C:H2'	1:AA:652:U:C6	2.49	0.48
1:AA:1279:A:H61	3:AC:26:LYS:HZ3	1.61	0.48
1:AA:1303:C:H2'	1:AA:1304:G:H5'	1.95	0.48
3:AC:79:ARG:H	3:AC:82:GLU:HB3	1.76	0.48
18:AR:66:LEU:O	18:AR:70:ILE:HG13	2.14	0.48
23:BA:1359:A:N6	23:BA:1372:U:C5	2.82	0.48
23:BA:1388:G:H4'	23:BA:1525:G:O2'	2.14	0.48
23:BA:1423:G:H2'	23:BA:1424:G:C8	2.47	0.48
23:BA:1433:U:O2	23:BA:1561:G:C2	2.67	0.48
23:BA:2173:A:H2'	23:BA:2174:C:H5'	1.96	0.48

Continued on next page...

Continued from previous page...

Atom-1	Atom-2	Interatomic distance (Å)	Clash overlap (Å)
23:BA:2312:U:O2'	28:BG:40:ASN:ND2	2.41	0.48
33:BP:101:VAL:HA	33:BP:106:LEU:O	2.13	0.48
37:BT:123:GLN:O	37:BT:126:ALA:HB3	2.14	0.48
40:BW:4:LYS:HE2	40:BW:6:ILE:HD11	1.96	0.48
1:CA:300:A:O2'	1:CA:564:C:N3	2.38	0.48
1:CA:1149:C:H2'	1:CA:1150:U:C6	2.49	0.48
1:CA:1276:G:H2'	1:CA:1277:C:O4'	2.13	0.48
2:CB:117:GLU:O	2:CB:120:ALA:HB3	2.14	0.48
3:CC:7:PRO:O	3:CC:11:ARG:NH1	2.47	0.48
7:CG:32:ARG:HA	7:CG:32:ARG:HD3	1.50	0.48
10:CJ:62:HIS:CD2	10:CJ:62:HIS:N	2.81	0.48
11:CK:92:GLU:HB3	11:CK:96:ARG:HH12	1.77	0.48
23:DA:784:A:O4'	25:DD:227:ASN:ND2	2.46	0.48
23:DA:2196:C:OP2	56:DA:4151:HOH:O	2.20	0.48
23:DA:2722:G:H5'	35:DR:4:LEU:HD12	1.96	0.48
39:DV:82:ARG:HD2	39:DV:82:ARG:N	2.29	0.48
43:DZ:98:MET:HE3	43:DZ:100:VAL:HG22	1.95	0.48
44:D0:40:GLN:OE1	44:D0:44:ARG:N	2.37	0.48
45:D1:94:LEU:O	45:D1:97:LEU:HB2	2.13	0.48
48:D4:14:ILE:HG23	48:D4:31:ILE:HB	1.95	0.48
1:AA:156:G:C6	1:AA:166:G:C6	3.02	0.48
1:AA:748:C:O5'	1:AA:748:C:H6	1.97	0.48
1:AA:1106:G:H5''	3:AC:172:ARG:HG2	1.94	0.48
5:AE:36:ASP:OD2	5:AE:38:GLN:N	2.44	0.48
5:AE:104:ALA:O	5:AE:107:ARG:HG2	2.14	0.48
7:AG:62:PHE:HZ	7:AG:101:LEU:HD21	1.78	0.48
23:BA:528:A:O2'	23:BA:529:A:H5'	2.14	0.48
23:BA:1925:C:O2'	23:BA:1926:U:H5'	2.14	0.48
23:BA:2110:G:O2'	23:BA:2120:G:H5'	2.14	0.48
28:BG:3:LEU:HD11	28:BG:97:ASP:HB3	1.95	0.48
1:CA:324:G:OP2	56:CA:1973:HOH:O	2.20	0.48
1:CA:671:G:H2'	1:CA:672:U:C6	2.48	0.48
1:CA:989:C:C4	1:CA:990:C:C4	3.02	0.48
1:CA:1236:A:O2'	1:CA:1304:G:H4'	2.13	0.48
1:CA:1251:A:N3	1:CA:1369:C:O2'	2.34	0.48
1:CA:1360:A:C6	14:CN:18:VAL:HG11	2.49	0.48
1:CA:1516:G:N1	1:CA:1519:A:OP2	2.45	0.48
3:CC:175:LEU:HD23	3:CC:201:TYR:HE2	1.79	0.48
8:CH:20:TYR:HA	8:CH:65:TYR:CE2	2.49	0.48
12:CL:32:PHE:HB3	12:CL:84:LEU:HD11	1.95	0.48
20:CT:25:ARG:O	20:CT:29:LYS:HG3	2.14	0.48

Continued on next page...

Continued from previous page...

Atom-1	Atom-2	Interatomic distance (Å)	Clash overlap (Å)
23:DA:973:A:O4'	23:DA:1188:U:C6	2.66	0.48
23:DA:1188:U:C4'	39:DV:79:VAL:HG22	2.44	0.48
23:DA:1467:C:C5	23:DA:1546:C:H2'	2.49	0.48
23:DA:1564:C:H2'	23:DA:1565:C:C6	2.48	0.48
23:DA:1996:C:O3'	56:DA:4359:HOH:O	2.20	0.48
23:DA:2319:G:N2	36:DS:3:ARG:HA	2.29	0.48
23:DA:2665:A:OP2	56:DA:3746:HOH:O	2.20	0.48
29:DH:20:ALA:HB3	29:DH:23:ARG:HB2	1.96	0.48
32:DO:54:GLU:HB2	56:DO:303:HOH:O	2.14	0.48
35:DR:50:HIS:CE1	35:DR:54:LEU:HD21	2.48	0.48
40:DW:82:LEU:HD22	40:DW:84:ARG:NH2	2.28	0.48
1:AA:1226:C:H5''	19:AS:80:TYR:CD1	2.50	0.47
1:AA:1300:G:HO2'	1:AA:1301:U:P	2.37	0.47
1:AA:1459:C:H2'	1:AA:1460:A:C8	2.48	0.47
2:AB:102:LEU:HB3	2:AB:180:LEU:HD12	1.94	0.47
5:AE:75:THR:HA	5:AE:115:VAL:HG13	1.96	0.47
7:AG:26:PHE:HA	7:AG:101:LEU:HD13	1.96	0.47
7:AG:75:VAL:CG1	7:AG:144:MET:HB3	2.44	0.47
11:AK:23:ALA:O	11:AK:86:GLY:HA3	2.13	0.47
15:AO:61:GLY:O	15:AO:65:ARG:HG3	2.14	0.47
19:AS:47:HIS:HB2	19:AS:49:ILE:HG13	1.95	0.47
20:AT:36:LEU:HA	20:AT:36:LEU:HD13	1.61	0.47
23:BA:1011:G:OP2	38:BU:66:ASN:ND2	2.44	0.47
23:BA:2208:A:H1'	23:BA:2219:G:C5	2.49	0.47
38:BU:109:LEU:HA	38:BU:109:LEU:HD23	1.67	0.47
41:BX:24:GLY:O	41:BX:83:VAL:HG22	2.14	0.47
50:B6:11:LEU:HB3	50:B6:49:HIS:HB3	1.96	0.47
1:CA:57:G:H2'	1:CA:58:C:C6	2.49	0.47
1:CA:176:C:H2'	1:CA:177:C:C6	2.49	0.47
1:CA:458:C:H2'	1:CA:460:G:C8	2.49	0.47
1:CA:673:G:H5''	6:CF:87:ARG:CZ	2.44	0.47
1:CA:1296:C:H5''	1:CA:1302:U:C4	2.49	0.47
1:CA:1442(A):G:H3'	1:CA:1442(B):A:H5''	1.96	0.47
3:CC:134:ILE:HD11	3:CC:153:VAL:HG23	1.95	0.47
4:CD:108:LEU:HD12	4:CD:174:LEU:HD13	1.96	0.47
16:CP:4:ILE:HB	16:CP:66:PRO:HB3	1.94	0.47
16:CP:28:ARG:NH1	16:CP:29:ASP:OD2	2.46	0.47
23:DA:1388:G:H4'	23:DA:1525:G:O2'	2.13	0.47
25:DD:71:ASP:HB3	25:DD:103:ARG:NH2	2.27	0.47
25:DD:158:ALA:O	25:DD:161:THR:OG1	2.25	0.47
36:DS:35:ILE:HG12	36:DS:101:LEU:HD12	1.96	0.47

Continued on next page...

Continued from previous page...

Atom-1	Atom-2	Interatomic distance (Å)	Clash overlap (Å)
36:DS:56:LEU:C	36:DS:58:LEU:HD22	2.34	0.47
43:DZ:98:MET:CE	43:DZ:100:VAL:HG22	2.43	0.47
44:D0:14:ARG:HG3	44:D0:14:ARG:HH11	1.78	0.47
1:AA:165:C:H2'	1:AA:166:G:H8	1.79	0.47
1:AA:600:C:H2'	1:AA:601:C:C6	2.49	0.47
1:AA:785:G:H2'	1:AA:786:G:H5'	1.94	0.47
1:AA:983:A:N3	1:AA:984:C:H5'	2.28	0.47
1:AA:1128:C:H1'	1:AA:1146:A:N6	2.29	0.47
1:AA:1307:U:O5'	1:AA:1307:U:H6	1.97	0.47
5:AE:8:GLU:HB2	5:AE:34:VAL:HG23	1.96	0.47
8:AH:56:LYS:HA	8:AH:57:PRO:HD2	1.73	0.47
23:BA:31:C:N4	56:BA:5264:HOH:O	2.46	0.47
23:BA:863:A:H2'	23:BA:864:G:C8	2.49	0.47
27:BF:183:VAL:O	27:BF:187:VAL:HG23	2.14	0.47
31:BN:34:LEU:O	31:BN:49:GLY:HA3	2.14	0.47
32:BO:98:VAL:HG13	32:BO:117:LEU:HB3	1.97	0.47
34:BQ:43:THR:OG1	34:BQ:45:GLN:HG2	2.13	0.47
43:BZ:108:PRO:HB2	43:BZ:111:VAL:HG23	1.96	0.47
1:CA:149:A:O2'	1:CA:150:C:C6	2.67	0.47
1:CA:309:G:H2'	1:CA:310:G:H8	1.79	0.47
1:CA:375:U:C2	1:CA:376:G:C8	3.01	0.47
1:CA:401:C:OP1	4:CD:73:ARG:NH2	2.47	0.47
1:CA:545:C:OP2	4:CD:62:GLN:NE2	2.46	0.47
1:CA:1089:G:N1	1:CA:1096:C:N4	2.39	0.47
1:CA:1319:A:H5'	19:CS:4:SER:HA	1.96	0.47
1:CA:1442(A):G:H2'	1:CA:1442(B):A:O4'	2.14	0.47
7:CG:133:GLY:HA2	7:CG:136:LYS:CB	2.44	0.47
10:CJ:44:VAL:HG22	10:CJ:66:ARG:HD3	1.95	0.47
13:CM:85:GLY:HA3	13:CM:86:CYS:HA	1.32	0.47
13:CM:92:HIS:CE1	13:CM:98:VAL:HG21	2.49	0.47
23:DA:1047:G:H2'	23:DA:1110:G:N1	2.29	0.47
27:DF:64:ILE:HD11	27:DF:75:HIS:HB2	1.95	0.47
1:AA:657:G:H2'	1:AA:658:G:H8	1.79	0.47
1:AA:977:A:C8	1:AA:1223:C:C4	3.00	0.47
1:AA:1127:G:O2'	9:AI:16:ARG:NH2	2.48	0.47
1:AA:1246:C:H2'	1:AA:1247:U:O4'	2.14	0.47
1:AA:1277:C:H2'	1:AA:1278:U:H5''	1.97	0.47
1:AA:1347:G:H5''	9:AI:107:ARG:CG	2.44	0.47
23:BA:229:A:H3'	23:BA:229:A:H8	1.77	0.47
23:BA:330:A:HO2'	23:BA:331:A:H8	1.62	0.47
23:BA:645:C:O2	23:BA:645:C:H2'	2.14	0.47

Continued on next page...

Continued from previous page...

Atom-1	Atom-2	Interatomic distance (Å)	Clash overlap (Å)
23:BA:789:A:H5'	56:BA:4568:HOH:O	2.14	0.47
23:BA:1246:A:OP1	27:BF:38:ARG:NH1	2.45	0.47
23:BA:2091:U:O2'	45:B1:47:GLN:HG3	2.14	0.47
23:BA:2119:A:OP1	23:BA:2119:A:H2'	2.15	0.47
23:BA:2713:A:H2'	23:BA:2713:A:N3	2.30	0.47
28:BG:38:VAL:HG22	28:BG:93:THR:HG23	1.95	0.47
39:BV:52:VAL:CG2	39:BV:55:ALA:HB3	2.44	0.47
39:BV:76:LYS:HB2	39:BV:81:TYR:HB3	1.96	0.47
41:BX:5:TYR:CZ	46:B2:30:ARG:HB2	2.48	0.47
1:CA:564:C:O2'	8:CH:91:ARG:NH2	2.34	0.47
1:CA:717:C:H4'	11:CK:117:ASN:HB3	1.95	0.47
1:CA:806:C:H2'	1:CA:807:A:C8	2.50	0.47
1:CA:940:C:N3	1:CA:1343:G:N2	2.60	0.47
1:CA:1017:G:H2'	1:CA:1018:C:C6	2.49	0.47
1:CA:1157:A:C5	1:CA:1181:G:C2	3.03	0.47
3:CC:136:GLN:HB2	3:CC:136:GLN:HE21	1.50	0.47
5:CE:110:LEU:HD13	5:CE:118:ILE:HG21	1.95	0.47
7:CG:80:VAL:HG23	7:CG:83:ALA:O	2.14	0.47
27:DF:117:ARG:HA	27:DF:117:ARG:HD3	1.57	0.47
34:DQ:2:LEU:HB3	34:DQ:70:PRO:HG3	1.96	0.47
34:DQ:39:PRO:HA	34:DQ:97:VAL:O	2.14	0.47
1:AA:370:C:H2'	1:AA:371:G:C8	2.49	0.47
1:AA:954:G:H2'	1:AA:955:U:C6	2.50	0.47
1:AA:1113:C:H2'	1:AA:1114:C:C6	2.48	0.47
1:AA:1128:C:N3	1:AA:1143:G:N2	2.51	0.47
1:AA:1203:C:H2'	1:AA:1204:A:O4'	2.14	0.47
1:AA:1375:A:O3'	7:AG:29:LYS:HE2	2.14	0.47
4:AD:72:GLU:OE1	4:AD:207:TYR:OH	2.19	0.47
7:AG:32:ARG:O	7:AG:35:LYS:HG3	2.15	0.47
10:AJ:38:ILE:HG13	10:AJ:40:LEU:HD21	1.96	0.47
16:AP:23:ASP:OD1	16:AP:25:ARG:HG3	2.14	0.47
23:BA:495:G:H21	40:BW:61:ASN:HD21	1.61	0.47
23:BA:1320:C:P	56:BA:5012:HOH:O	2.67	0.47
23:BA:1513:C:H2'	23:BA:1514:U:H6	1.78	0.47
23:BA:1628:G:H2'	23:BA:1629:U:C6	2.49	0.47
23:BA:2094:G:H5'	30:BI:25:TYR:CD2	2.50	0.47
25:BD:10:THR:OG1	25:BD:13:ARG:HB2	2.15	0.47
33:BP:65:ARG:HD3	33:BP:66:GLY:N	2.29	0.47
34:BQ:11:LYS:HE2	34:BQ:88:GLY:O	2.15	0.47
50:B6:14:THR:HB	50:B6:48:VAL:O	2.13	0.47
1:CA:263:A:OP2	20:CT:79:ARG:NH1	2.47	0.47

Continued on next page...

Continued from previous page...

Atom-1	Atom-2	Interatomic distance (Å)	Clash overlap (Å)
1:CA:475:G:H2'	1:CA:476:G:H8	1.78	0.47
1:CA:604:G:C5	1:CA:605:U:C5	3.02	0.47
1:CA:616:G:N2	1:CA:624:C:O2	2.42	0.47
1:CA:930:C:H2'	1:CA:931:C:H6	1.79	0.47
1:CA:965:A:OP1	1:CA:1198:G:H5''	2.14	0.47
2:CB:70:PHE:CD2	2:CB:163:PHE:HB3	2.50	0.47
4:CD:14:ARG:HA	4:CD:39:PRO:HB3	1.97	0.47
7:CG:127:ALA:HB1	7:CG:135:VAL:HG13	1.96	0.47
13:CM:97:PRO:HB2	13:CM:103:THR:HG22	1.95	0.47
16:CP:71:ARG:O	16:CP:75:ARG:N	2.47	0.47
20:CT:86:ARG:CZ	20:CT:86:ARG:HB3	2.43	0.47
23:DA:445:C:OP1	38:DU:2:PRO:HA	2.14	0.47
23:DA:557:U:O2	31:DN:45:ASN:HB2	2.15	0.47
23:DA:1268:A:P	56:DA:3880:HOH:O	2.70	0.47
23:DA:1540:U:H2'	23:DA:1541:G:O4'	2.15	0.47
1:AA:96:U:O2'	1:AA:97:G:H8	1.98	0.47
1:AA:142:G:H1	1:AA:221:C:H42	1.61	0.47
1:AA:580:U:H2'	1:AA:581:G:O4'	2.15	0.47
1:AA:666:G:H5'	1:AA:726:C:H1'	1.97	0.47
1:AA:1352:C:OP1	21:AU:3:LYS:NZ	2.47	0.47
2:AB:16:HIS:CD2	2:AB:209:ARG:HG3	2.49	0.47
2:AB:86:GLU:C	2:AB:89:GLY:H	2.17	0.47
3:AC:153:VAL:HA	3:AC:197:GLY:O	2.14	0.47
8:AH:97:VAL:HG21	8:AH:128:GLY:HA2	1.96	0.47
11:AK:33:THR:HA	11:AK:40:ILE:HG12	1.97	0.47
16:AP:4:ILE:HB	16:AP:66:PRO:HB3	1.95	0.47
23:BA:244:A:C2	23:BA:255:A:C4	3.02	0.47
23:BA:528:A:C2	23:BA:2042:A:H2'	2.49	0.47
23:BA:830:G:H4'	23:BA:831:G:OP2	2.15	0.47
23:BA:1321:A:H2'	23:BA:1322:A:O4'	2.14	0.47
23:BA:2133:G:H21	23:BA:2158:A:H62	1.61	0.47
28:BG:5:VAL:HG12	48:B4:25:TYR:CE1	2.49	0.47
30:BI:130:TYR:HD2	30:BI:132:PRO:HD3	1.79	0.47
45:B1:51:VAL:HG11	45:B1:74:VAL:HG21	1.95	0.47
1:CA:73:G:C6	1:CA:97:G:C6	3.02	0.47
1:CA:491:G:H2'	1:CA:492:G:O4'	2.15	0.47
1:CA:767:A:H2'	1:CA:768:A:O4'	2.14	0.47
2:CB:61:LEU:HD21	2:CB:160:ASP:HB2	1.97	0.47
7:CG:42:ILE:CA	7:CG:45:ASP:HB2	2.41	0.47
7:CG:108:ALA:O	7:CG:119:ARG:HB3	2.14	0.47
18:CR:32:ARG:HA	18:CR:69:THR:HG21	1.96	0.47

Continued on next page...

Continued from previous page...

Atom-1	Atom-2	Interatomic distance (Å)	Clash overlap (Å)
23:DA:322:A:OP1	27:DF:168:ARG:NH1	2.48	0.47
23:DA:652(T):C:H2'	23:DA:652(U):G:C8	2.49	0.47
23:DA:868:U:H2'	23:DA:869:G:O4'	2.14	0.47
25:DD:118:VAL:N	25:DD:129:ASN:ND2	2.60	0.47
27:DF:158:THR:O	27:DF:164:ARG:NH1	2.44	0.47
43:DZ:126:VAL:HG21	43:DZ:161:VAL:HG13	1.96	0.47
1:AA:142:G:C4	1:AA:143:A:C8	3.03	0.47
1:AA:458:C:H2'	1:AA:460:G:C8	2.49	0.47
1:AA:460:G:H1'	1:AA:472:A:H61	1.80	0.47
1:AA:1307:U:C4	1:AA:1308:U:C5	3.03	0.47
3:AC:132:ARG:O	3:AC:136:GLN:N	2.39	0.47
3:AC:180:ALA:O	3:AC:203:PHE:HE1	1.96	0.47
7:AG:16:LEU:HD22	9:AI:45:ALA:H	1.79	0.47
8:AH:31:PHE:CE2	8:AH:35:ILE:HD11	2.49	0.47
17:AQ:66:SER:HB3	17:AQ:69:LYS:HB2	1.97	0.47
23:BA:322:A:OP2	27:BF:169:ASN:HB2	2.14	0.47
23:BA:993:G:C6	23:BA:994:C:C4	3.03	0.47
23:BA:1545:A:H2'	23:BA:1546:C:O4'	2.15	0.47
23:BA:1578:U:H2'	23:BA:1579:A:H5'	1.96	0.47
23:BA:2126:A:H1'	23:BA:2127:G:OP2	2.14	0.47
23:BA:2243:U:H2'	23:BA:2244:U:H6	1.79	0.47
23:BA:2462:U:H1'	23:BA:2491:U:O4	2.15	0.47
23:BA:2505:G:H2'	23:BA:2576:G:O6	2.13	0.47
31:BN:96:GLU:CD	31:BN:96:GLU:H	2.18	0.47
33:BP:65:ARG:HB3	56:BP:311:HOH:O	2.14	0.47
50:B6:25:LYS:HE3	50:B6:30:THR:O	2.15	0.47
1:CA:59:A:H5''	1:CA:60:A:C5'	2.45	0.47
1:CA:113:G:N3	1:CA:353:A:O2'	2.37	0.47
1:CA:920:U:H2'	1:CA:921:U:H6	1.78	0.47
1:CA:1441:G:C2	1:CA:1459:C:C5	3.02	0.47
1:CA:1458:G:N2	1:CA:1459:C:O4'	2.47	0.47
56:CA:1967:HOH:O	16:CP:13:HIS:CD2	2.67	0.47
6:CF:45:LEU:HD11	6:CF:57:GLN:OE1	2.14	0.47
9:CI:9:ARG:HD2	9:CI:104:ARG:HH21	1.78	0.47
22:CX:3:LEU:HD21	22:CX:24:PHE:HB2	1.96	0.47
23:DA:141:A:C8	23:DA:1408:C:O2'	2.55	0.47
23:DA:212:G:O2'	23:DA:213:A:H5'	2.15	0.47
23:DA:530:G:C6	23:DA:2022:U:H5''	2.50	0.47
23:DA:684:G:OP1	51:D7:16:HIS:ND1	2.46	0.47
23:DA:1339:G:H5''	41:DX:16:LYS:HD3	1.97	0.47
23:DA:1488:G:N1	23:DA:1489:U:O2	2.47	0.47

Continued on next page...

Continued from previous page...

Atom-1	Atom-2	Interatomic distance (Å)	Clash overlap (Å)
24:DB:31:C:N4	36:DS:32:LEU:HD13	2.30	0.47
1:AA:131:C:OP2	1:AA:189(G):G:O2'	2.32	0.47
1:AA:345:C:H4'	1:AA:346:G:C5	2.50	0.47
1:AA:346:G:H2'	1:AA:347:G:O4'	2.15	0.47
1:AA:552:U:H4'	12:AL:86:ARG:HG2	1.96	0.47
1:AA:605:U:H2'	1:AA:606:G:H8	1.76	0.47
1:AA:626:U:C2	1:AA:627:G:C8	3.03	0.47
1:AA:676:A:O2'	1:AA:677:U:H5'	2.15	0.47
1:AA:971:G:OP1	1:AA:972:C:H5''	2.15	0.47
1:AA:977:A:C2'	1:AA:978:A:H5'	2.45	0.47
1:AA:1133:G:H2'	1:AA:1134:G:C8	2.50	0.47
1:AA:1298:C:C4	7:AG:114:ARG:HD2	2.49	0.47
1:AA:1327:C:H5''	21:AU:20:LYS:HB2	1.96	0.47
2:AB:155:LEU:HD11	2:AB:159:PRO:HD3	1.95	0.47
5:AE:19:MET:SD	5:AE:24:ARG:HB3	2.55	0.47
9:AI:27:THR:HA	9:AI:31:GLN:O	2.14	0.47
11:AK:32:ILE:HD11	11:AK:68:ALA:HB1	1.96	0.47
11:AK:46:GLY:HA2	11:AK:50:TYR:O	2.15	0.47
18:AR:32:ARG:HA	18:AR:69:THR:HG21	1.96	0.47
23:BA:652(O):C:H2'	23:BA:652(P):G:C8	2.50	0.47
23:BA:885:C:H3'	23:BA:886:C:H6	1.79	0.47
23:BA:975:C:C6	56:BA:4752:HOH:O	2.56	0.47
23:BA:1358:G:O2'	23:BA:1359:A:H5'	2.14	0.47
23:BA:1695:G:H2'	23:BA:1696:G:O4'	2.15	0.47
23:BA:1794:U:H2'	23:BA:1795:C:C6	2.49	0.47
23:BA:1810:A:H2'	23:BA:1811:G:O4'	2.14	0.47
23:BA:2469:A:C2	23:BA:2482:G:C8	3.03	0.47
23:BA:2505:G:O6	23:BA:2576:G:H2'	2.14	0.47
23:BA:2674:G:H2'	23:BA:2675:A:C8	2.49	0.47
24:BB:110:G:C2	24:BB:111:G:C5	3.02	0.47
25:BD:33:LEU:O	25:BD:64:ILE:HG13	2.14	0.47
26:BE:10:GLY:HA2	26:BE:192:ASN:OD1	2.14	0.47
27:BF:117:ARG:HD3	27:BF:117:ARG:HA	1.56	0.47
28:BG:81:LYS:CB	28:BG:82:LEU:HD12	2.44	0.47
31:BN:55:VAL:HG22	31:BN:125:GLY:HA3	1.96	0.47
32:BO:4:PRO:O	32:BO:5:GLN:HB2	2.14	0.47
32:BO:70:LYS:HB3	32:BO:70:LYS:HE2	1.70	0.47
43:BZ:126:VAL:HG21	43:BZ:161:VAL:HG13	1.95	0.47
43:BZ:151:HIS:HD2	43:BZ:168:GLU:O	1.98	0.47
1:CA:109:A:C6	1:CA:326:G:C6	3.03	0.47
1:CA:505:G:C6	1:CA:535:A:C2	3.03	0.47

Continued on next page...

Continued from previous page...

Atom-1	Atom-2	Interatomic distance (Å)	Clash overlap (Å)
1:CA:709:G:C4	1:CA:710:G:C8	3.02	0.47
1:CA:819:A:H4'	1:CA:820:U:OP2	2.13	0.47
1:CA:946:A:C2	1:CA:1236:A:C2	3.02	0.47
1:CA:1023:G:H3'	1:CA:1024:G:C8	2.49	0.47
1:CA:1053:G:N7	1:CA:1200:C:H5''	2.30	0.47
1:CA:1063:C:H3'	1:CA:1064:G:H2'	1.96	0.47
1:CA:1225:A:N3	1:CA:1225:A:H2'	2.30	0.47
2:CB:142:LEU:HG	2:CB:146:GLN:HE21	1.80	0.47
2:CB:179:LYS:HA	8:CH:72:PRO:HG3	1.96	0.47
2:CB:226:ARG:HG3	2:CB:227:GLY:H	1.80	0.47
3:CC:182:ILE:HG23	3:CC:202:ILE:C	2.34	0.47
5:CE:8:GLU:HB2	5:CE:34:VAL:HG23	1.96	0.47
6:CF:99:ALA:HB3	18:CR:29:PHE:CE1	2.49	0.47
7:CG:71:PRO:HA	7:CG:138:LYS:NZ	2.30	0.47
13:CM:60:VAL:HG13	13:CM:64:TRP:CZ3	2.50	0.47
23:DA:86:C:H4'	23:DA:104:U:H1'	1.97	0.47
23:DA:192:C:O2'	23:DA:802:A:N3	2.42	0.47
23:DA:218:A:C2	23:DA:235:U:H4'	2.49	0.47
23:DA:226:G:H21	23:DA:228:A:N6	2.13	0.47
23:DA:396:G:H1'	45:D1:42:GLN:HB3	1.97	0.47
23:DA:543:C:H42	23:DA:549:G:H1	1.62	0.47
23:DA:879:G:H2'	23:DA:880:G:O4'	2.14	0.47
23:DA:1545:A:H2'	23:DA:1546:C:O4'	2.14	0.47
23:DA:1578:U:H2'	23:DA:1579:A:H5'	1.97	0.47
23:DA:1849:G:H2'	23:DA:1850:G:H8	1.79	0.47
23:DA:2011:U:OP1	40:DW:42:ARG:NH1	2.48	0.47
23:DA:2117:A:N6	23:DA:2166:G:H22	2.11	0.47
23:DA:2127:G:N2	23:DA:2173:A:H1'	2.29	0.47
23:DA:2336:A:H61	44:D0:43:THR:CG2	2.28	0.47
23:DA:2698:U:H2'	23:DA:2699:C:C6	2.50	0.47
23:DA:2881:C:H2'	23:DA:2882:A:O4'	2.15	0.47
29:DH:37:VAL:HG12	29:DH:38:SER:O	2.14	0.47
32:DO:98:VAL:HG13	32:DO:117:LEU:HB3	1.96	0.47
33:DP:138:LEU:HD23	33:DP:145:PRO:HG3	1.97	0.47
37:DT:93:ARG:HG2	37:DT:93:ARG:NH1	2.30	0.47
38:DU:14:HIS:HA	38:DU:32:PHE:CE2	2.50	0.47
39:DV:65:GLY:HA3	39:DV:91:TYR:CZ	2.50	0.47
1:AA:51:A:C6	1:AA:353:A:C2	3.02	0.47
1:AA:937:A:H3'	1:AA:938:A:C8	2.48	0.47
1:AA:1002:G:N2	1:AA:1039:C:H1'	2.30	0.47
1:AA:1004:A:H2'	1:AA:1036:G:O6	2.15	0.47

Continued on next page...

Continued from previous page...

Atom-1	Atom-2	Interatomic distance (Å)	Clash overlap (Å)
1:AA:1027:C:C1'	1:AA:1034:G:H22	2.27	0.47
1:AA:1053:G:C3'	1:AA:1054:C:H5'	2.44	0.47
1:AA:1125:U:H5'	1:AA:1126:U:C5	2.47	0.47
1:AA:1276:G:H2'	1:AA:1277:C:O4'	2.15	0.47
1:AA:1399:C:C2	1:AA:1401:G:C5	3.03	0.47
1:AA:1460:A:H2'	1:AA:1461:G:O4'	2.15	0.47
2:AB:111:ARG:HD3	2:AB:111:ARG:HA	1.54	0.47
10:AJ:49:VAL:CG2	14:AN:41:ARG:HB2	2.44	0.47
23:BA:34:C:H5''	23:BA:35:G:OP2	2.15	0.47
23:BA:301:G:C4	23:BA:302:C:C5	3.03	0.47
23:BA:1641:A:H2'	23:BA:1642:G:O4'	2.14	0.47
23:BA:2516:G:C6	23:BA:2517:C:C4	3.02	0.47
39:BV:60:GLU:HB2	39:BV:97:LYS:HE2	1.96	0.47
43:BZ:151:HIS:N	43:BZ:154:ASP:OD1	2.46	0.47
1:CA:555:C:H2'	1:CA:556:C:H6	1.79	0.47
1:CA:973:G:C3'	1:CA:974:A:H5''	2.37	0.47
1:CA:1133:G:H2'	1:CA:1134:G:C8	2.50	0.47
2:CB:171:ALA:HA	2:CB:174:VAL:HB	1.96	0.47
5:CE:78:HIS:HA	8:CH:105:ARG:HG3	1.95	0.47
6:CF:97:PHE:O	18:CR:31:LEU:HD23	2.15	0.47
9:CI:10:ARG:O	9:CI:72:GLY:HA2	2.15	0.47
11:CK:32:ILE:H	11:CK:32:ILE:HG12	1.57	0.47
19:CS:12:ASP:O	19:CS:14:HIS:N	2.40	0.47
23:DA:614(C):A:C4	27:DF:180:GLY:HA2	2.50	0.47
23:DA:1039:G:H1'	23:DA:1117:G:N2	2.30	0.47
23:DA:1204:A:N1	23:DA:1241:A:N7	2.63	0.47
23:DA:1429:G:H2'	23:DA:1430:C:H6	1.77	0.47
23:DA:2262:U:H4'	23:DA:2328:A:C2	2.50	0.47
35:DR:50:HIS:O	35:DR:54:LEU:HD22	2.15	0.47
43:DZ:40:ASP:OD1	43:DZ:42:VAL:HG13	2.15	0.47
47:D3:44:ARG:O	47:D3:48:GLU:HG3	2.15	0.47
1:AA:403:C:H2'	1:AA:404:U:H6	1.79	0.47
1:AA:475:G:H2'	1:AA:476:G:C8	2.49	0.47
1:AA:539:A:OP2	12:AL:115:LYS:HD2	2.14	0.47
1:AA:673:G:O3'	6:AF:87:ARG:NH2	2.48	0.47
1:AA:836:G:C6	1:AA:851:G:C6	3.03	0.47
1:AA:959:A:C2	1:AA:1221:G:N3	2.83	0.47
1:AA:1112:C:H6	1:AA:1112:C:O5'	1.98	0.47
1:AA:1492:A:H4'	1:AA:1492:A:OP1	2.14	0.47
5:AE:90:VAL:O	5:AE:91:LEU:HD13	2.15	0.47
7:AG:13:GLN:O	7:AG:21:VAL:HA	2.15	0.47

Continued on next page...

Continued from previous page...

Atom-1	Atom-2	Interatomic distance (Å)	Clash overlap (Å)
10:AJ:9:ARG:HG3	10:AJ:95:GLU:HB3	1.96	0.47
15:AO:15:PHE:CE2	15:AO:84:LYS:HD2	2.49	0.47
19:AS:52:TYR:HD1	19:AS:57:HIS:CD2	2.32	0.47
23:BA:576:U:H2'	23:BA:577:G:C8	2.49	0.47
23:BA:1529:G:O2'	23:BA:1530:C:H5'	2.15	0.47
23:BA:2536:G:C6	23:BA:2537:U:C4	3.03	0.47
30:BI:72:LEU:C	30:BI:74:ASN:H	2.17	0.47
35:BR:20:LEU:HD21	35:BR:40:LYS:HD3	1.96	0.47
52:B8:54:GLU:O	52:B8:58:ILE:HG12	2.15	0.47
1:CA:9:G:H2'	1:CA:10:A:H8	1.79	0.47
1:CA:77:G:O6	1:CA:78:G:C2	2.68	0.47
1:CA:130:A:O2'	1:CA:131:C:O5'	2.32	0.47
1:CA:964:A:H8	1:CA:964:A:O5'	1.98	0.47
1:CA:1229:A:H2'	1:CA:1230:C:C6	2.50	0.47
1:CA:1299:A:C4	1:CA:1301:U:H1'	2.50	0.47
4:CD:121:VAL:HA	4:CD:126:ILE:HG12	1.95	0.47
4:CD:159:ARG:O	4:CD:162:LEU:N	2.47	0.47
9:CI:105:ASP:HB2	9:CI:107:ARG:HD3	1.97	0.47
10:CJ:45:ARG:N	10:CJ:65:LEU:O	2.33	0.47
10:CJ:49:VAL:CG2	14:CN:41:ARG:HB2	2.43	0.47
15:CO:74:ASP:OD1	15:CO:76:GLU:HB2	2.15	0.47
23:DA:2777:G:H5''	23:DA:2778:A:H5'	1.97	0.47
23:DA:2807:G:N1	23:DA:2808:U:C2	2.83	0.47
25:DD:172:TYR:CD1	25:DD:186:HIS:HA	2.50	0.47
26:DE:67:PHE:HD1	26:DE:72:VAL:HG12	1.80	0.47
28:DG:5:VAL:HG11	28:DG:101:ILE:HG12	1.96	0.47
30:DI:110:ASP:N	30:DI:130:TYR:OH	2.45	0.47
30:DI:124:GLY:H	30:DI:144:VAL:HG13	1.80	0.47
31:DN:30:ILE:HG23	31:DN:52:VAL:HG11	1.97	0.47
38:DU:76:TYR:CZ	38:DU:80:ILE:HG13	2.49	0.47
1:AA:627:G:H2'	1:AA:628:G:C8	2.48	0.47
1:AA:627:G:N3	1:AA:628:G:C8	2.83	0.47
1:AA:939:G:O2'	1:AA:1375:A:H2'	2.15	0.47
1:AA:943:U:O4	1:AA:1340:A:N1	2.48	0.47
1:AA:1190:G:OP1	3:AC:5:ILE:N	2.48	0.47
1:AA:1446:U:H4'	1:AA:1447:A:C6	2.50	0.47
9:AI:7:THR:HG21	9:AI:9:ARG:HH11	1.80	0.47
17:AQ:86:GLU:O	17:AQ:90:ILE:HG13	2.15	0.47
23:BA:184:C:H2'	23:BA:185:U:H6	1.79	0.47
23:BA:819:A:C4	23:BA:1189:A:C2	3.03	0.47
23:BA:1649:G:N1	23:BA:2009:G:C6	2.83	0.47

Continued on next page...

Continued from previous page...

Atom-1	Atom-2	Interatomic distance (Å)	Clash overlap (Å)
23:BA:2008:C:OP2	56:BA:4713:HOH:O	2.20	0.47
23:BA:2176:A:H5'	23:BA:2177:C:OP2	2.15	0.47
26:BE:52:LEU:O	26:BE:76:ARG:HG2	2.15	0.47
28:BG:37:VAL:HG23	28:BG:99:MET:HG3	1.96	0.47
37:BT:93:ARG:HG2	37:BT:93:ARG:HH11	1.79	0.47
44:B0:24:LYS:O	44:B0:25:ARG:HD3	2.15	0.47
1:CA:56:U:H2'	1:CA:57:G:H8	1.80	0.47
1:CA:232:G:H1'	1:CA:262:A:N1	2.30	0.47
1:CA:949:A:C6	1:CA:950:U:C4	3.03	0.47
1:CA:1395:C:O2'	1:CA:1401:G:O2'	2.13	0.47
6:CF:25:ILE:CD1	6:CF:82:ARG:HE	2.28	0.47
10:CJ:50:ILE:CA	10:CJ:60:ARG:HG2	2.32	0.47
13:CM:16:ASP:HB3	13:CM:34:LEU:HD11	1.97	0.47
14:CN:4:LYS:HA	14:CN:7:ILE:HG12	1.96	0.47
14:CN:18:VAL:HG12	14:CN:18:VAL:O	2.15	0.47
23:DA:272:G:N7	23:DA:421:U:H2'	2.30	0.47
23:DA:652(Q):G:H2'	23:DA:652(R):C:C6	2.50	0.47
23:DA:1695:G:H2'	23:DA:1696:G:O4'	2.15	0.47
23:DA:1891:G:H8	23:DA:1891:G:O5'	1.97	0.47
23:DA:2311:A:O2'	23:DA:2312:U:O4'	2.33	0.47
23:DA:2317:C:N4	23:DA:2318:G:C6	2.83	0.47
23:DA:2319:G:H1'	23:DA:2320:A:H5''	1.97	0.47
23:DA:2820:A:O2'	23:DA:2821:A:OP1	2.29	0.47
23:DA:2846:G:H2'	23:DA:2847:U:O4'	2.15	0.47
24:DB:24:G:H4'	24:DB:25:A:C8	2.49	0.47
26:DE:92:THR:O	26:DE:95:ILE:HG23	2.14	0.47
28:DG:66:GLN:HG2	48:D4:1:MET:HE3	1.97	0.47
32:DO:107:ARG:CZ	37:DT:36:GLU:HG3	2.44	0.47
33:DP:84:ASN:ND2	33:DP:117:GLU:HB2	2.29	0.47
43:DZ:102:LEU:HD13	43:DZ:123:ASP:HA	1.97	0.47
50:D6:25:LYS:HE3	50:D6:30:THR:O	2.13	0.47
53:D9:17:ILE:HA	53:D9:17:ILE:HD13	1.61	0.47
1:AA:309:G:H2'	1:AA:310:G:H8	1.79	0.46
1:AA:921:U:H2'	1:AA:922:G:O4'	2.15	0.46
1:AA:934:C:H42	1:AA:939:G:N2	2.13	0.46
1:AA:1347:G:C8	9:AI:107:ARG:HB3	2.49	0.46
1:AA:1362:C:H2'	1:AA:1363:C:H5''	1.97	0.46
2:AB:185:ILE:HA	2:AB:199:TYR:O	2.15	0.46
12:AL:25:PRO:C	12:AL:27:LEU:H	2.16	0.46
16:AP:23:ASP:O	16:AP:26:ARG:HB2	2.15	0.46
20:AT:30:LYS:HA	20:AT:33:ILE:HD13	1.97	0.46

Continued on next page...

Continued from previous page...

Atom-1	Atom-2	Interatomic distance (Å)	Clash overlap (Å)
23:BA:414:C:H2'	23:BA:415:A:C8	2.51	0.46
23:BA:879:G:H2'	23:BA:880:G:O4'	2.15	0.46
29:BH:40:GLU:OE2	29:BH:60:ARG:NH1	2.48	0.46
29:BH:154:PRO:HB3	29:BH:163:TYR:CE2	2.51	0.46
30:BI:127:VAL:HA	30:BI:140:LEU:O	2.15	0.46
34:BQ:26:TYR:CE1	34:BQ:28:ALA:HB2	2.50	0.46
38:BU:76:TYR:CZ	38:BU:80:ILE:HG13	2.50	0.46
1:CA:350:G:O2'	1:CA:351:G:H5'	2.15	0.46
1:CA:600:C:H2'	1:CA:601:C:C6	2.50	0.46
1:CA:956:U:H4'	19:CS:82:GLY:O	2.15	0.46
1:CA:1323:G:H4'	1:CA:1363:C:C2	2.50	0.46
1:CA:1401:G:C2	1:CA:1402:C:H1'	2.50	0.46
1:CA:1441:G:N3	1:CA:1459:C:H5	2.13	0.46
2:CB:59:GLU:O	2:CB:63:MET:HG2	2.15	0.46
3:CC:19:GLU:HA	3:CC:54:ARG:HH12	1.80	0.46
6:CF:44:GLY:HA2	6:CF:59:TYR:CZ	2.50	0.46
7:CG:69:VAL:HG21	7:CG:104:LEU:CD1	2.40	0.46
8:CH:25:ASP:HA	8:CH:59:LEU:O	2.15	0.46
23:DA:1021:A:C8	23:DA:1021:A:H3'	2.50	0.46
23:DA:1530:C:H1'	23:DA:1531:C:OP1	2.14	0.46
23:DA:2206:G:HO2'	23:DA:2207:G:P	2.38	0.46
23:DA:2536:G:C6	23:DA:2537:U:C4	3.03	0.46
25:DD:132:PRO:HD3	25:DD:190:TYR:CZ	2.50	0.46
28:DG:11:TYR:HB2	28:DG:176:LEU:HD21	1.97	0.46
28:DG:132:ASN:OD1	28:DG:158:ALA:HA	2.15	0.46
34:DQ:133:ARG:HG2	34:DQ:134:ARG:N	2.29	0.46
42:DY:7:VAL:HG21	42:DY:72:VAL:HG12	1.96	0.46
42:DY:86:ARG:HD2	42:DY:100:ALA:HA	1.97	0.46
43:DZ:19:ARG:HA	43:DZ:23:LYS:O	2.15	0.46
43:DZ:121:HIS:HB3	43:DZ:123:ASP:O	2.15	0.46
1:AA:555:C:H2'	1:AA:556:C:C6	2.50	0.46
1:AA:746:A:H2'	1:AA:747:C:C6	2.50	0.46
1:AA:1137:C:H5'	1:AA:1138:G:C6	2.50	0.46
1:AA:1198:G:C6	1:AA:1199:U:C4	3.04	0.46
9:AI:43:ALA:O	9:AI:45:ALA:HA	2.15	0.46
13:AM:10:PRO:O	13:AM:45:VAL:HG11	2.15	0.46
16:AP:28:ARG:HG2	16:AP:29:ASP:OD2	2.15	0.46
23:BA:143(A):C:H2'	23:BA:144:C:C6	2.50	0.46
23:BA:443:A:H1'	23:BA:1201:C:O4'	2.14	0.46
23:BA:709:U:H2'	23:BA:710:G:C8	2.51	0.46
23:BA:896:A:N1	34:BQ:60:ARG:NH2	2.63	0.46

Continued on next page...

Continued from previous page...

Atom-1	Atom-2	Interatomic distance (Å)	Clash overlap (Å)
23:BA:2472:G:H5'	23:BA:2473:U:C5'	2.40	0.46
26:BE:47:VAL:CG1	26:BE:86:PRO:HD2	2.42	0.46
30:BI:9:LEU:HB3	30:BI:12:LEU:HB2	1.97	0.46
30:BI:73:GLU:HG2	30:BI:139:GLN:O	2.15	0.46
36:BS:96:GLY:H	36:BS:99:LYS:H	1.64	0.46
38:BU:36:ARG:HD2	38:BU:40:PHE:CZ	2.50	0.46
41:BX:35:THR:O	41:BX:39:ILE:HG13	2.16	0.46
43:BZ:138:GLU:HG2	43:BZ:156:LYS:NZ	2.30	0.46
1:CA:105:G:H2'	1:CA:106:C:C6	2.51	0.46
2:CB:233:SER:OG	2:CB:234:PRO:HD2	2.15	0.46
7:CG:119:ARG:HE	7:CG:119:ARG:HB2	1.45	0.46
11:CK:84:VAL:CG1	11:CK:91:ARG:HD2	2.44	0.46
17:CQ:55:ASP:HA	17:CQ:79:SER:HA	1.97	0.46
23:DA:527:C:C4	23:DA:2779:U:H2'	2.49	0.46
23:DA:910:A:N7	34:DQ:13:GLN:HG3	2.29	0.46
23:DA:1049:C:H1'	23:DA:1113:U:H4'	1.97	0.46
23:DA:2169:A:H3'	23:DA:2170:A:H8	1.81	0.46
23:DA:2298:A:H2'	23:DA:2299:G:O4'	2.15	0.46
27:DF:110:LEU:HD21	27:DF:181:LEU:HG	1.96	0.46
47:D3:10:LYS:NZ	47:D3:15:TYR:OH	2.47	0.46
1:AA:928:G:C2	1:AA:1390:U:O2	2.68	0.46
1:AA:1328:C:H2'	1:AA:1329:A:H8	1.80	0.46
1:AA:1380:U:C5	7:AG:3:ARG:HA	2.50	0.46
2:AB:47:THR:HG23	2:AB:202:PRO:HG2	1.97	0.46
10:AJ:32:ALA:HA	10:AJ:33:GLN:HA	1.70	0.46
19:AS:9:VAL:HG12	19:AS:10:PHE:H	1.80	0.46
23:BA:54:G:O6	56:BA:3995:HOH:O	2.20	0.46
23:BA:118:A:C8	23:BA:119:A:C8	3.03	0.46
23:BA:207:A:H2'	23:BA:208:C:O4'	2.15	0.46
23:BA:944:G:H2'	56:BA:4981:HOH:O	2.15	0.46
23:BA:1450:G:H2'	23:BA:1450(A):C:H6	1.80	0.46
24:BB:46:A:C5	24:BB:47:C:C5	3.03	0.46
33:BP:82:GLY:HA2	33:BP:113:LYS:O	2.15	0.46
34:BQ:2:LEU:HB3	34:BQ:70:PRO:HG3	1.97	0.46
36:BS:59:LYS:HE2	36:BS:60:GLY:HA2	1.98	0.46
1:CA:11:G:C6	1:CA:12:U:C4	3.03	0.46
1:CA:413:G:N7	4:CD:35:ARG:NH2	2.63	0.46
1:CA:707:C:O2'	1:CA:708:C:H5'	2.16	0.46
1:CA:1006:C:H42	1:CA:1024:G:N2	1.93	0.46
1:CA:1016:A:H1'	1:CA:1218:C:H1'	1.97	0.46
1:CA:1106:G:H5''	3:CC:172:ARG:CD	2.44	0.46

Continued on next page...

Continued from previous page...

Atom-1	Atom-2	Interatomic distance (Å)	Clash overlap (Å)
1:CA:1157:A:C6	1:CA:1180:A:C5	3.03	0.46
1:CA:1240:U:C5'	1:CA:1241:G:H8	2.29	0.46
1:CA:1297:C:C3'	1:CA:1298:C:H5'	2.44	0.46
1:CA:1307:U:H2'	1:CA:1308:U:C6	2.50	0.46
1:CA:1349:A:H2'	1:CA:1350:A:C8	2.39	0.46
3:CC:147:LYS:O	3:CC:203:PHE:HD2	1.97	0.46
4:CD:36:ARG:HB3	4:CD:38:TYR:CZ	2.51	0.46
7:CG:44:TYR:HA	7:CG:47:CYS:HB2	1.97	0.46
11:CK:99:GLN:HG3	11:CK:105:VAL:HG11	1.97	0.46
19:CS:36:ARG:HB3	19:CS:72:GLY:HA3	1.97	0.46
23:DA:512:G:C8	56:DA:3836:HOH:O	2.68	0.46
23:DA:582:G:H2'	23:DA:583:G:C8	2.50	0.46
23:DA:1106:G:O2'	23:DA:1107:G:OP1	2.29	0.46
23:DA:1945:G:H2'	23:DA:1946:U:C6	2.51	0.46
23:DA:2544:G:H1'	23:DA:2646:C:H4'	1.97	0.46
23:DA:2870:C:H2'	23:DA:2871:C:O4'	2.16	0.46
25:DD:118:VAL:N	25:DD:129:ASN:HD22	2.09	0.46
28:DG:19:LEU:HG	28:DG:175:LEU:HD22	1.97	0.46
29:DH:149:ARG:HG3	29:DH:162:ILE:O	2.15	0.46
29:DH:149:ARG:NH1	29:DH:167:GLU:OE1	2.49	0.46
33:DP:65:ARG:HD3	33:DP:66:GLY:N	2.30	0.46
37:DT:118:ARG:HG3	37:DT:118:ARG:HH11	1.80	0.46
1:AA:545:C:OP2	4:AD:62:GLN:NE2	2.49	0.46
1:AA:1027:C:C2	1:AA:1034:G:N1	2.82	0.46
1:AA:1104:G:C2	1:AA:1105:A:C4	3.03	0.46
3:AC:36:ASP:HB2	3:AC:40:ARG:NH1	2.30	0.46
3:AC:123:GLN:O	3:AC:128:PHE:HB2	2.16	0.46
4:AD:157:LEU:O	4:AD:161:ASN:ND2	2.29	0.46
9:AI:18:PHE:CD1	9:AI:62:TYR:HB3	2.51	0.46
13:AM:102:ARG:NH1	13:AM:104:ARG:HD3	2.31	0.46
21:AU:12:LYS:HE2	21:AU:21:TYR:HD1	1.81	0.46
23:BA:27:G:O2'	23:BA:28:A:OP2	2.26	0.46
23:BA:188:G:H1	23:BA:208:C:N4	2.13	0.46
23:BA:228:A:H2'	23:BA:230:U:O4'	2.15	0.46
23:BA:265:A:N6	23:BA:427:U:O2'	2.43	0.46
23:BA:706:A:H2'	23:BA:707:G:O4'	2.16	0.46
23:BA:1505:C:H2'	23:BA:1506:C:H6	1.80	0.46
23:BA:1534:U:O2'	23:BA:1535:A:P	2.73	0.46
23:BA:1907:G:C6	23:BA:1908:C:C4	3.04	0.46
23:BA:2319:G:H1'	23:BA:2320:A:H5''	1.98	0.46
23:BA:2463:C:O2'	23:BA:2464:C:H5'	2.16	0.46

Continued on next page...

Continued from previous page...

Atom-1	Atom-2	Interatomic distance (Å)	Clash overlap (Å)
23:BA:2729:G:H2'	23:BA:2730:C:O4'	2.16	0.46
23:BA:2774:C:H2'	23:BA:2775:A:O4'	2.15	0.46
25:BD:13:ARG:HD2	25:BD:16:MET:HE3	1.96	0.46
43:BZ:39:VAL:HG21	43:BZ:44:PHE:HB2	1.98	0.46
1:CA:191:G:H21	20:CT:103:GLY:HA2	1.81	0.46
1:CA:953:G:C6	1:CA:1228:C:N3	2.82	0.46
1:CA:1264:C:O2'	1:CA:1265:G:H5'	2.15	0.46
1:CA:1441:G:H5'	1:CA:1442:G:OP1	2.15	0.46
1:CA:1501:C:N4	1:CA:1504:G:C2	2.84	0.46
3:CC:32:LEU:CD1	3:CC:59:ARG:HD2	2.44	0.46
23:DA:39:C:H2'	23:DA:40:C:H6	1.78	0.46
23:DA:634:C:H2'	23:DA:635:C:C6	2.51	0.46
23:DA:775:G:C4	23:DA:794:G:C8	3.03	0.46
23:DA:1040:C:H2'	23:DA:1041:C:C1'	2.44	0.46
23:DA:1282:U:H2'	23:DA:1283:G:O4'	2.15	0.46
23:DA:2002:G:OP2	35:DR:9:LYS:NZ	2.48	0.46
23:DA:2110:G:O2'	23:DA:2120:G:H5'	2.15	0.46
23:DA:2175:C:H2'	23:DA:2176:A:O4'	2.16	0.46
25:DD:77:ALA:HA	25:DD:97:TYR:HA	1.97	0.46
25:DD:112:GLN:HB2	25:DD:115:GLN:OE1	2.16	0.46
34:DQ:103:MET:CE	34:DQ:125:LEU:HD13	2.45	0.46
39:DV:95:LEU:HD13	39:DV:97:LYS:HD3	1.98	0.46
47:D3:10:LYS:HB3	47:D3:53:LEU:HA	1.97	0.46
51:D7:9:ARG:HB3	51:D7:46:VAL:HG23	1.97	0.46
1:AA:489:C:C4	1:AA:490:G:N7	2.84	0.46
1:AA:914:A:OP1	56:AA:1805:HOH:O	2.21	0.46
1:AA:986:A:O2'	19:AS:55:LYS:O	2.34	0.46
1:AA:1151:A:O4'	10:AJ:39:PRO:HB2	2.16	0.46
1:AA:1164:G:C4	1:AA:1173:G:C2	3.03	0.46
1:AA:1330:U:O4	1:AA:1331:G:C2	2.68	0.46
3:AC:23:TYR:HA	10:AJ:11:PHE:CE1	2.51	0.46
4:AD:173:TRP:CD2	4:AD:189:PRO:HG3	2.51	0.46
9:AI:8:GLY:O	9:AI:14:VAL:HA	2.15	0.46
16:AP:14:ASN:OD1	16:AP:16:HIS:CE1	2.69	0.46
23:BA:143:G:H2'	23:BA:143(A):C:C6	2.50	0.46
23:BA:534:U:O2'	38:BU:49:HIS:CD2	2.68	0.46
23:BA:1557:C:H5''	23:BA:1558:A:OP2	2.16	0.46
23:BA:2117:A:N6	23:BA:2166:G:H22	2.10	0.46
23:BA:2223:G:H2'	23:BA:2224:G:H5'	1.97	0.46
29:BH:90:LYS:O	29:BH:160:LYS:HA	2.16	0.46
35:BR:12:ARG:HG2	35:BR:16:HIS:CG	2.50	0.46

Continued on next page...

Continued from previous page...

Atom-1	Atom-2	Interatomic distance (Å)	Clash overlap (Å)
1:CA:270:A:H2'	1:CA:271:C:C6	2.51	0.46
1:CA:324:G:N2	1:CA:327:A:C8	2.84	0.46
1:CA:922:G:H1'	5:CE:19:MET:HB2	1.98	0.46
1:CA:1300:G:HO2'	1:CA:1301:U:P	2.38	0.46
1:CA:1349:A:C2	1:CA:1374:A:C5	3.02	0.46
4:CD:173:TRP:HB2	4:CD:187:ARG:O	2.15	0.46
6:CF:61:LEU:HD23	6:CF:63:TYR:OH	2.16	0.46
7:CG:96:GLN:HE21	7:CG:96:GLN:HB3	1.49	0.46
20:CT:77:ALA:O	20:CT:81:LYS:HG3	2.15	0.46
22:CX:53:THR:HG23	22:CX:62:HIS:ND1	2.30	0.46
23:DA:448:U:H1'	27:DF:84:VAL:HG11	1.97	0.46
23:DA:1025:G:C4	23:DA:1135:C:H1'	2.51	0.46
23:DA:2133:G:C2'	23:DA:2158:A:H61	2.28	0.46
23:DA:2818:G:O2'	23:DA:2819:G:H5'	2.16	0.46
27:DF:185:ASP:OD1	27:DF:188:ARG:NH1	2.45	0.46
32:DO:23:ARG:HG3	32:DO:24:VAL:N	2.30	0.46
32:DO:87:ILE:HG22	32:DO:93:PRO:HA	1.97	0.46
34:DQ:2:LEU:HB3	34:DQ:70:PRO:CG	2.45	0.46
37:DT:18:ASP:OD1	37:DT:18:ASP:N	2.28	0.46
1:AA:102:G:O2'	1:AA:151:A:N3	2.46	0.46
1:AA:932:C:H2'	1:AA:933:G:C8	2.51	0.46
1:AA:963:G:HO2'	10:AJ:54:PHE:HE2	1.62	0.46
1:AA:1254:C:H5'	1:AA:1356:G:H4'	1.97	0.46
2:AB:74:LYS:O	2:AB:78:GLN:HB2	2.15	0.46
9:AI:15:ALA:HA	9:AI:65:VAL:HB	1.96	0.46
19:AS:12:ASP:O	19:AS:14:HIS:N	2.42	0.46
20:AT:36:LEU:HD12	20:AT:55:ILE:HG23	1.97	0.46
22:AX:23:LYS:HD3	22:AX:23:LYS:HA	1.72	0.46
23:BA:278:A:HO2'	23:BA:279:C:P	2.33	0.46
25:BD:112:GLN:HA	25:BD:112:GLN:NE2	2.31	0.46
36:BS:36:TYR:N	36:BS:36:TYR:CD1	2.84	0.46
43:BZ:24:LEU:C	43:BZ:24:LEU:HD12	2.36	0.46
51:B7:8:ASN:C	51:B7:8:ASN:OD1	2.53	0.46
51:B7:9:ARG:HH21	51:B7:47:ARG:HD3	1.80	0.46
1:CA:96:U:O2'	1:CA:97:G:H8	1.99	0.46
1:CA:940:C:H1'	1:CA:1374:A:C2	2.49	0.46
1:CA:949:A:H1'	1:CA:1364:U:C2	2.49	0.46
1:CA:1170:A:H5''	1:CA:1171:G:OP2	2.16	0.46
1:CA:1206:G:C4	1:CA:1207:G:C8	3.04	0.46
1:CA:1499:A:O2'	1:CA:1520:G:H5'	2.15	0.46
2:CB:55:PHE:HA	2:CB:58:ILE:HD12	1.98	0.46

Continued on next page...

Continued from previous page...

Atom-1	Atom-2	Interatomic distance (Å)	Clash overlap (Å)
9:CI:27:THR:HB	9:CI:61:ALA:O	2.15	0.46
20:CT:12:ALA:O	20:CT:15:ARG:HB2	2.15	0.46
22:CX:63:ALA:HB3	22:CX:81:LEU:HD23	1.97	0.46
23:DA:247:G:H4'	23:DA:386:G:C5	2.51	0.46
23:DA:787:U:OP1	56:DA:4090:HOH:O	2.20	0.46
23:DA:1797:C:C2'	23:DA:1798:U:H5'	2.46	0.46
23:DA:1866:C:H2'	23:DA:1876:A:O4'	2.16	0.46
23:DA:1910:G:O2'	23:DA:1911:U:H5'	2.15	0.46
23:DA:2054:A:H5''	23:DA:2055:C:O5'	2.16	0.46
23:DA:2130:U:OP2	23:DA:2132:U:H5	1.98	0.46
23:DA:2279:G:O6	44:D0:14:ARG:HD2	2.16	0.46
23:DA:2839:G:C5'	35:DR:46:GLY:HA2	2.46	0.46
24:DB:8:U:H5'	24:DB:9:G:OP2	2.16	0.46
28:DG:10:LYS:O	28:DG:14:GLU:HB3	2.16	0.46
33:DP:6:LEU:HA	33:DP:6:LEU:HD23	1.60	0.46
34:DQ:26:TYR:HE1	34:DQ:28:ALA:HB2	1.80	0.46
34:DQ:134:ARG:O	34:DQ:138:ASP:HB2	2.15	0.46
47:D3:40:THR:HG23	47:D3:43:ILE:HD12	1.98	0.46
52:D8:31:HIS:O	52:D8:32:LEU:HB2	2.16	0.46
1:AA:269:C:H2'	1:AA:270:A:H8	1.79	0.46
1:AA:276:G:O3'	17:AQ:68:ARG:NH1	2.49	0.46
1:AA:384:G:H2'	1:AA:385:C:H6	1.80	0.46
1:AA:678:U:H2'	1:AA:679:C:C6	2.50	0.46
1:AA:1206:G:C2	1:AA:1207:G:C4	3.04	0.46
1:AA:1392:G:N2	1:AA:1502:A:H8	2.13	0.46
23:BA:213:A:H2'	23:BA:214:G:O4'	2.15	0.46
23:BA:807:U:OP2	33:BP:41:ARG:NH2	2.49	0.46
23:BA:1142(A):A:C5	23:BA:1144:G:C5	3.03	0.46
23:BA:1259:G:H2'	23:BA:1260:G:C8	2.51	0.46
23:BA:1829:A:P	56:BA:5038:HOH:O	2.73	0.46
23:BA:1932:A:H2'	23:BA:1933:G:O4'	2.16	0.46
23:BA:2137:C:H42	23:BA:2154:G:H1	1.64	0.46
1:CA:403:C:O2'	4:CD:122:ARG:NH1	2.49	0.46
1:CA:604:G:H2'	1:CA:605:U:O4'	2.16	0.46
1:CA:651:C:H2'	1:CA:652:U:C6	2.50	0.46
1:CA:1246:C:H2'	1:CA:1247:U:H6	1.81	0.46
1:CA:1443:G:O6	1:CA:1444:C:C4	2.69	0.46
3:CC:110:ASN:O	3:CC:141:VAL:HG22	2.15	0.46
20:CT:43:LEU:HD23	20:CT:43:LEU:HA	1.71	0.46
23:DA:319:C:H2'	23:DA:320:A:O4'	2.16	0.46
23:DA:848:G:N3	23:DA:933:A:H1'	2.30	0.46

Continued on next page...

Continued from previous page...

Atom-1	Atom-2	Interatomic distance (Å)	Clash overlap (Å)
23:DA:1003:G:N2	23:DA:1153:C:C2	2.84	0.46
23:DA:1485:G:H1	23:DA:1504:C:N4	2.13	0.46
26:DE:2:LYS:HG3	26:DE:200:GLU:HB2	1.97	0.46
28:DG:106:LEU:HD12	28:DG:110:ALA:CB	2.43	0.46
28:DG:129:GLY:HA2	28:DG:166:ASP:HA	1.98	0.46
37:DT:105:LEU:HB3	37:DT:109:GLU:HB2	1.98	0.46
45:D1:50:ARG:HG2	45:D1:59:THR:CG2	2.45	0.46
1:AA:377:G:H2'	1:AA:378:G:H8	1.76	0.46
1:AA:860:A:N6	1:AA:861:G:C2	2.84	0.46
1:AA:865:A:H2'	1:AA:866:C:H6	1.81	0.46
1:AA:868:C:H2'	1:AA:869:G:O4'	2.16	0.46
1:AA:982:U:H5''	14:AN:6:LEU:HD23	1.98	0.46
1:AA:1173:G:C6	1:AA:1174:G:C8	3.04	0.46
1:AA:1192:C:C5	1:AA:1193:G:C8	3.04	0.46
3:AC:64:VAL:O	3:AC:99:VAL:HA	2.15	0.46
8:AH:87:SER:HB2	8:AH:93:VAL:HB	1.96	0.46
10:AJ:7:LYS:HA	10:AJ:71:LEU:HA	1.97	0.46
10:AJ:61:GLU:OE2	14:AN:49:HIS:NE2	2.43	0.46
12:AL:119:LYS:HB2	12:AL:120:TYR:CD1	2.51	0.46
23:BA:257:A:H2'	23:BA:258:G:O4'	2.16	0.46
23:BA:333:G:H5''	23:BA:334:C:OP2	2.14	0.46
23:BA:470:A:OP1	27:BF:59:TYR:HE2	1.99	0.46
23:BA:859:G:O2'	23:BA:916:G:O6	2.28	0.46
23:BA:2186:G:N3	23:BA:2186:G:H2'	2.30	0.46
23:BA:2273:A:H2'	23:BA:2274:A:C8	2.50	0.46
24:BB:91:C:C2'	24:BB:92:C:H5'	2.46	0.46
25:BD:172:TYR:CD1	25:BD:186:HIS:HA	2.50	0.46
30:BI:133:HIS:HD2	30:BI:134:PRO:HD2	1.80	0.46
45:B1:86:SER:HB3	45:B1:89:GLU:OE2	2.16	0.46
1:CA:192:U:O3'	20:CT:57:ARG:HD2	2.16	0.46
1:CA:854:G:H3'	1:CA:871:U:O4	2.16	0.46
1:CA:1266:G:OP2	1:CA:1266:G:C8	2.69	0.46
2:CB:134:GLU:O	2:CB:137:ARG:HG3	2.16	0.46
3:CC:137:ALA:CA	3:CC:140:ARG:HD3	2.41	0.46
4:CD:88:VAL:HA	5:CE:97:GLY:HA2	1.98	0.46
4:CD:119:GLN:HG2	4:CD:123:HIS:CD2	2.50	0.46
5:CE:137:GLU:O	5:CE:141:GLN:HB2	2.15	0.46
8:CH:113:SER:O	8:CH:131:GLY:HA3	2.16	0.46
10:CJ:11:PHE:HA	10:CJ:66:ARG:O	2.15	0.46
23:DA:1529:G:O2'	23:DA:1530:C:H5'	2.15	0.46
23:DA:1646:C:H3'	56:DA:3850:HOH:O	2.15	0.46

Continued on next page...

Continued from previous page...

Atom-1	Atom-2	Interatomic distance (Å)	Clash overlap (Å)
23:DA:2440:C:H5'	56:DA:4295:HOH:O	2.14	0.46
30:DI:46:ALA:HA	30:DI:49:ALA:HB3	1.97	0.46
34:DQ:43:THR:N	34:DQ:46:GLN:OE1	2.42	0.46
40:DW:9:TYR:H	40:DW:102:HIS:CE1	2.34	0.46
43:DZ:75:ASN:HB2	43:DZ:85:HIS:HB3	1.98	0.46
1:AA:103:C:P	20:AT:17:ARG:HH21	2.39	0.46
1:AA:105:G:H2'	1:AA:106:C:H6	1.81	0.46
1:AA:512:U:H2'	1:AA:513:C:H6	1.81	0.46
1:AA:922:G:H1'	5:AE:19:MET:HB2	1.97	0.46
1:AA:941:G:C2	1:AA:942:G:C8	3.03	0.46
1:AA:979:C:C4	1:AA:1318:A:N6	2.84	0.46
1:AA:1055:A:H62	1:AA:1200:C:H42	1.64	0.46
1:AA:1222:G:OP1	1:AA:1321:C:H2'	2.15	0.46
1:AA:1367:C:C4	1:AA:1368:G:N7	2.84	0.46
2:AB:20:GLU:HG3	2:AB:191:ASP:OD1	2.16	0.46
2:AB:55:PHE:HA	2:AB:58:ILE:HD12	1.98	0.46
15:AO:26:GLU:H	15:AO:26:GLU:HG2	1.44	0.46
19:AS:12:ASP:OD2	19:AS:37:ARG:NH1	2.44	0.46
23:BA:64:A:O3'	41:BX:71:GLY:HA3	2.15	0.46
23:BA:212:G:O2'	23:BA:213:A:H5'	2.16	0.46
23:BA:2464:C:O2'	23:BA:2465:C:P	2.74	0.46
23:BA:2836:U:H2'	23:BA:2837:G:C8	2.51	0.46
31:BN:13:TRP:O	31:BN:135:PRO:HA	2.16	0.46
39:BV:52:VAL:HG21	39:BV:55:ALA:HB3	1.98	0.46
41:BX:60:ARG:HE	41:BX:60:ARG:HB3	1.43	0.46
48:B4:22:ILE:HG22	48:B4:24:THR:HG23	1.97	0.46
49:B5:41:PRO:O	49:B5:44:THR:OG1	2.34	0.46
1:CA:539:A:H2'	1:CA:540:G:C8	2.51	0.46
1:CA:1030(D):A:N6	1:CA:1031:G:H21	2.14	0.46
1:CA:1111:A:H61	3:CC:177:THR:HA	1.79	0.46
1:CA:1297:C:H5''	1:CA:1299:A:N7	2.30	0.46
2:CB:110:GLN:O	2:CB:114:ARG:HB2	2.16	0.46
2:CB:155:LEU:HD11	2:CB:159:PRO:HD3	1.97	0.46
5:CE:75:THR:HG23	5:CE:76:ILE:O	2.16	0.46
7:CG:111:ARG:HH12	7:CG:122:HIS:HB2	1.80	0.46
9:CI:13:ALA:HB3	9:CI:72:GLY:C	2.37	0.46
9:CI:17:VAL:CG2	9:CI:80:GLY:HA3	2.46	0.46
17:CQ:79:SER:OG	17:CQ:80:GLY:N	2.48	0.46
23:DA:760:G:H2'	23:DA:761:A:O4'	2.15	0.46
23:DA:1026:U:HO2'	23:DA:1027:A:P	2.38	0.46
23:DA:2172:U:H4'	23:DA:2173:A:OP2	2.15	0.46

Continued on next page...

Continued from previous page...

Atom-1	Atom-2	Interatomic distance (Å)	Clash overlap (Å)
23:DA:2190:G:H2'	23:DA:2191:G:O4'	2.16	0.46
23:DA:2208:A:H1'	23:DA:2219:G:C4	2.51	0.46
24:DB:66:A:H61	24:DB:109:C:C5'	2.24	0.46
44:D0:55:ARG:CZ	44:D0:55:ARG:HB3	2.46	0.46
46:D2:22:GLU:HG2	46:D2:64:LEU:HD11	1.97	0.46
1:AA:536:C:H2'	1:AA:537:G:C8	2.51	0.46
1:AA:1441:G:N3	1:AA:1459:C:C5	2.84	0.46
4:AD:25:ARG:O	4:AD:27:TYR:N	2.46	0.46
9:AI:17:VAL:HG21	9:AI:80:GLY:C	2.36	0.46
15:AO:39:LEU:HD13	15:AO:56:LEU:HD23	1.98	0.46
23:BA:652(Q):G:H2'	23:BA:652(R):C:C6	2.51	0.46
23:BA:1188:U:H4'	39:BV:79:VAL:HG22	1.97	0.46
23:BA:2193:G:H2'	23:BA:2194:G:C8	2.51	0.46
23:BA:2233:U:H2'	23:BA:2234:G:C8	2.50	0.46
23:BA:2685:G:H2'	23:BA:2686:G:H5''	1.97	0.46
23:BA:2836:U:C4	23:BA:2883:A:N6	2.84	0.46
23:BA:2846:G:H2'	23:BA:2847:U:O4'	2.16	0.46
23:BA:2850:A:OP2	23:BA:2866:U:C5	2.69	0.46
36:BS:74:ALA:HB2	36:BS:105:ALA:HA	1.97	0.46
37:BT:105:LEU:HB3	37:BT:109:GLU:HB2	1.98	0.46
1:CA:262:A:C6	1:CA:263:A:C6	3.04	0.46
1:CA:614:A:H2'	1:CA:615:C:H6	1.80	0.46
1:CA:636:U:H2'	1:CA:637:G:C8	2.51	0.46
1:CA:763:G:H2'	1:CA:764:C:C6	2.50	0.46
2:CB:171:ALA:O	2:CB:175:ARG:N	2.39	0.46
3:CC:37:GLN:NE2	14:CN:52:GLN:OE1	2.49	0.46
9:CI:6:GLY:O	9:CI:17:VAL:HB	2.16	0.46
10:CJ:8:LEU:CD1	10:CJ:20:ALA:HB2	2.41	0.46
20:CT:59:ALA:O	20:CT:62:LEU:N	2.49	0.46
23:DA:77:C:OP1	46:D2:59:ARG:HD3	2.16	0.46
23:DA:213:A:H2'	23:DA:214:G:O4'	2.16	0.46
23:DA:363(D):G:O2'	23:DA:363(E):U:H5'	2.16	0.46
23:DA:1423:G:H2'	23:DA:1424:G:C8	2.46	0.46
23:DA:1699:G:N2	56:DA:4405:HOH:O	2.34	0.46
25:DD:146:GLU:HB2	25:DD:189:CYS:HB3	1.96	0.46
25:DD:154:LYS:C	25:DD:155:LEU:HD12	2.36	0.46
27:DF:34:TRP:CE3	27:DF:35:GLU:HG2	2.51	0.46
27:DF:168:ARG:CB	27:DF:168:ARG:HH11	2.29	0.46
28:DG:76:SER:CA	28:DG:83:ARG:HA	2.44	0.46
33:DP:52:GLU:HG3	52:D8:57:ARG:HH22	1.81	0.46
36:DS:74:ALA:HB2	36:DS:105:ALA:HA	1.97	0.46

Continued on next page...

Continued from previous page...

Atom-1	Atom-2	Interatomic distance (Å)	Clash overlap (Å)
40:DW:40:ASN:O	40:DW:41:LYS:HG2	2.16	0.46
45:D1:54:ALA:HB1	45:D1:83:GLU:HB3	1.97	0.46
48:D4:34:GLU:CD	48:D4:35:VAL:H	2.20	0.46
52:D8:61:LEU:O	52:D8:63:PRO:HD3	2.16	0.46
1:AA:154:C:N4	1:AA:167:G:H1	2.15	0.45
1:AA:173:U:C6	1:AA:197:A:C2	3.03	0.45
1:AA:189(F):U:O2	17:AQ:63:ARG:NH2	2.49	0.45
1:AA:516:U:C4	1:AA:517:G:C6	3.05	0.45
1:AA:599:C:H4'	8:AH:130:GLY:C	2.36	0.45
1:AA:782:A:O3'	1:AA:1515:C:H4'	2.17	0.45
1:AA:1104:G:C6	1:AA:1105:A:C5	3.04	0.45
1:AA:1381:U:O2	1:AA:1381:U:H2'	2.14	0.45
2:AB:74:LYS:H	2:AB:74:LYS:HG2	1.56	0.45
2:AB:143:GLU:O	2:AB:146:GLN:HB2	2.16	0.45
2:AB:233:SER:OG	2:AB:234:PRO:HD2	2.17	0.45
3:AC:30:ARG:NH2	14:AN:38:GLY:HA2	2.32	0.45
9:AI:7:THR:N	9:AI:83:ARG:HD3	2.29	0.45
13:AM:102:ARG:HH12	13:AM:104:ARG:HD3	1.80	0.45
23:BA:448:U:H1'	27:BF:84:VAL:HG11	1.98	0.45
23:BA:1652:A:OP1	35:BR:8:ARG:NH1	2.49	0.45
23:BA:2022:U:O2'	23:BA:2617:C:H5'	2.16	0.45
23:BA:2282:G:OP1	23:BA:2283:C:H1'	2.16	0.45
23:BA:2304:G:H21	28:BG:156:ASP:CG	2.19	0.45
23:BA:2526:G:H5'	23:BA:2742:C:O2'	2.16	0.45
23:BA:2850:A:OP2	23:BA:2866:U:H5	1.98	0.45
25:BD:112:GLN:HB2	25:BD:115:GLN:OE1	2.15	0.45
27:BF:39:TRP:O	27:BF:43:LYS:HG2	2.15	0.45
52:B8:61:LEU:C	52:B8:63:PRO:HD3	2.37	0.45
1:CA:1010:G:N2	1:CA:1020:U:H1'	2.31	0.45
1:CA:1342:C:H1'	9:CI:124:GLN:OE1	2.17	0.45
4:CD:91:SER:O	4:CD:95:GLY:N	2.38	0.45
6:CF:91:VAL:HG12	6:CF:92:LYS:O	2.16	0.45
7:CG:61:VAL:O	7:CG:64:GLN:HB3	2.16	0.45
7:CG:73:MET:HG3	7:CG:89:MET:O	2.15	0.45
8:CH:97:VAL:HG21	8:CH:128:GLY:HA2	1.99	0.45
11:CK:67:ASP:OD2	11:CK:71:LYS:HE3	2.16	0.45
21:CU:3:LYS:HG2	21:CU:10:ARG:CG	2.45	0.45
23:DA:29:U:H2'	23:DA:30:G:H8	1.77	0.45
23:DA:414:C:H2'	23:DA:415:A:C8	2.50	0.45
23:DA:833:U:O2'	33:DP:52:GLU:HG2	2.15	0.45
23:DA:1434:A:O2'	23:DA:1435:G:H5'	2.16	0.45

Continued on next page...

Continued from previous page...

Atom-1	Atom-2	Interatomic distance (Å)	Clash overlap (Å)
23:DA:2592:G:H2'	23:DA:2593:U:O4'	2.16	0.45
23:DA:2657:A:O3'	29:DH:160:LYS:NZ	2.49	0.45
23:DA:2784:C:H1'	26:DE:37:ARG:HH12	1.80	0.45
56:DA:4218:HOH:O	51:D7:48:LYS:NZ	2.47	0.45
28:DG:110:ALA:HA	28:DG:140:ILE:O	2.16	0.45
31:DN:13:TRP:O	31:DN:135:PRO:HA	2.15	0.45
32:DO:117:LEU:HA	32:DO:117:LEU:HD23	1.74	0.45
33:DP:84:ASN:CG	33:DP:117:GLU:HB2	2.35	0.45
47:D3:7:LYS:HE2	47:D3:32:GLN:O	2.16	0.45
1:AA:65:U:H2'	1:AA:381:C:H5	1.79	0.45
1:AA:721:G:H4'	1:AA:722:A:O4'	2.17	0.45
1:AA:1057:G:H2'	1:AA:1058:G:C8	2.51	0.45
1:AA:1060:C:H2'	1:AA:1061:G:C8	2.40	0.45
1:AA:1067:A:N3	1:AA:1068:G:H1'	2.31	0.45
1:AA:1243:C:N3	1:AA:1294:G:N2	2.64	0.45
1:AA:1378:C:H2'	1:AA:1378:C:OP2	2.15	0.45
2:AB:32:ILE:HD11	2:AB:40:HIS:CG	2.52	0.45
3:AC:30:ARG:NE	14:AN:35:ARG:O	2.46	0.45
8:AH:37:ARG:HE	8:AH:37:ARG:HB3	1.51	0.45
9:AI:96:LEU:HA	9:AI:101:PHE:HB2	1.98	0.45
9:AI:99:LEU:HB3	9:AI:101:PHE:CD1	2.52	0.45
11:AK:34:ASP:OD2	11:AK:38:ASN:N	2.49	0.45
13:AM:4:ILE:HD11	13:AM:57:ARG:HA	1.97	0.45
13:AM:14:ARG:HA	13:AM:44:ARG:HA	1.99	0.45
23:BA:581:C:OP1	38:BU:33:ARG:HG3	2.16	0.45
23:BA:2190:G:H2'	23:BA:2191:G:O4'	2.15	0.45
23:BA:2293:C:H2'	23:BA:2294:C:C6	2.51	0.45
25:BD:166:GLN:HB2	25:BD:174:ILE:HG22	1.97	0.45
40:BW:79:GLY:HA3	40:BW:100:THR:HG22	1.98	0.45
41:BX:11:PRO:HD3	46:B2:37:PHE:CE2	2.52	0.45
44:B0:51:VAL:N	44:B0:62:LEU:HD12	2.31	0.45
46:B2:9:GLN:HE22	46:B2:56:GLN:HG2	1.82	0.45
1:CA:189:G:H2'	1:CA:189(A):C:C6	2.51	0.45
1:CA:560:U:H4'	1:CA:561:U:H5''	1.98	0.45
1:CA:624:C:H2'	1:CA:625:G:C8	2.51	0.45
1:CA:1106:G:O3'	3:CC:172:ARG:HD2	2.15	0.45
1:CA:1251:A:H1'	1:CA:1369:C:O2'	2.17	0.45
1:CA:1283:G:H2'	1:CA:1284:C:C6	2.51	0.45
2:CB:135:GLN:O	2:CB:139:LYS:N	2.42	0.45
3:CC:18:TRP:HE1	14:CN:56:VAL:H	1.64	0.45
4:CD:62:GLN:HB3	4:CD:66:ARG:HD2	1.98	0.45

Continued on next page...

Continued from previous page...

Atom-1	Atom-2	Interatomic distance (Å)	Clash overlap (Å)
4:CD:107:ARG:NE	4:CD:173:TRP:HZ2	2.14	0.45
9:CI:110:GLU:OE1	9:CI:120:ARG:NH2	2.49	0.45
13:CM:23:TYR:HB3	13:CM:67:GLU:CD	2.37	0.45
16:CP:75:ARG:HA	16:CP:80:PHE:CD1	2.52	0.45
23:DA:288:C:H2'	23:DA:289:A:H8	1.81	0.45
23:DA:535:C:O3'	38:DU:53:ARG:NH1	2.48	0.45
23:DA:725:G:C6	23:DA:726:G:N1	2.84	0.45
23:DA:997:G:O2'	23:DA:998:C:H5'	2.16	0.45
23:DA:1178:C:H2'	23:DA:1179:C:C6	2.51	0.45
23:DA:2335:A:N6	23:DA:2337:G:H1'	2.31	0.45
23:DA:2815:C:H5'	49:D5:29:THR:HG21	1.97	0.45
30:DI:45:LYS:HD2	30:DI:45:LYS:HA	1.73	0.45
1:AA:509:A:OP2	56:AA:1888:HOH:O	2.21	0.45
1:AA:902:G:H2'	1:AA:903:G:H8	1.82	0.45
1:AA:1011:G:H2'	1:AA:1012:U:C6	2.52	0.45
1:AA:1075:C:P	2:AB:179:LYS:HZ1	2.32	0.45
1:AA:1146:A:C6	1:AA:1147:C:C4	3.05	0.45
1:AA:1220:G:C2	1:AA:1221:G:H1'	2.52	0.45
1:AA:1392:G:H21	1:AA:1502:A:H8	1.63	0.45
2:AB:87:ARG:HH21	2:AB:233:SER:N	2.13	0.45
3:AC:85:ARG:HA	3:AC:88:ARG:CB	2.46	0.45
4:AD:62:GLN:HB3	4:AD:66:ARG:HD2	1.98	0.45
8:AH:31:PHE:O	8:AH:35:ILE:HG13	2.16	0.45
9:AI:31:GLN:HG2	9:AI:36:TYR:HD1	1.81	0.45
9:AI:55:ALA:HB3	9:AI:58:HIS:CB	2.46	0.45
16:AP:75:ARG:HA	16:AP:80:PHE:CD1	2.51	0.45
21:AU:12:LYS:HB3	21:AU:17:THR:O	2.16	0.45
23:BA:909:A:C6	23:BA:912:C:C2	3.05	0.45
23:BA:1292:U:H2'	23:BA:1293:C:C6	2.51	0.45
23:BA:1512:U:H2'	23:BA:1513:C:C6	2.51	0.45
23:BA:2140:C:H2'	23:BA:2141:G:H8	1.80	0.45
23:BA:2287:A:C5	23:BA:2289:G:C5	3.04	0.45
23:BA:2387:U:OP1	44:B0:55:ARG:NH2	2.49	0.45
23:BA:2567:G:H2'	23:BA:2568:C:H6	1.81	0.45
23:BA:2711:A:OP1	23:BA:2712(A):A:OP1	2.34	0.45
23:BA:2833:G:C3'	23:BA:2834:G:H5'	2.44	0.45
25:BD:96:HIS:NE2	25:BD:102:LYS:HE2	2.31	0.45
26:BE:195:LEU:HG	26:BE:196:VAL:N	2.30	0.45
29:BH:37:VAL:HG12	29:BH:38:SER:O	2.15	0.45
49:B5:36:CYS:O	49:B5:37:LYS:HD3	2.16	0.45
1:CA:958:A:N6	1:CA:959:A:C6	2.84	0.45

Continued on next page...

Continued from previous page...

Atom-1	Atom-2	Interatomic distance (Å)	Clash overlap (Å)
1:CA:1022:G:H2'	1:CA:1023:G:C1'	2.47	0.45
1:CA:1030:C:C5	1:CA:1032:G:N2	2.84	0.45
1:CA:1124:G:C5	1:CA:1127:G:N2	2.83	0.45
1:CA:1134:G:H2'	1:CA:1135:U:H5'	1.99	0.45
1:CA:1173:G:H2'	1:CA:1174:G:C8	2.44	0.45
1:CA:1201:A:H1'	1:CA:1202:G:OP2	2.17	0.45
1:CA:1346:A:C1'	1:CA:1347:G:H5''	2.47	0.45
10:CJ:10:GLY:O	10:CJ:68:HIS:N	2.34	0.45
10:CJ:45:ARG:HD3	14:CN:36:PHE:CE1	2.51	0.45
15:CO:61:GLY:O	15:CO:65:ARG:HG3	2.17	0.45
23:DA:314:A:O2'	23:DA:315:G:H5'	2.15	0.45
23:DA:586:A:N1	23:DA:809:G:O2'	2.34	0.45
23:DA:614(A):U:H6	23:DA:614(A):U:O5'	2.00	0.45
23:DA:878:A:C6	23:DA:900:A:C8	3.03	0.45
23:DA:1050:A:H2'	23:DA:1051:G:C8	2.50	0.45
23:DA:1205:U:H4'	23:DA:1206:G:OP2	2.16	0.45
23:DA:1352:U:O2	23:DA:1570:A:H2	1.99	0.45
23:DA:1425:G:H2'	23:DA:1426:G:C8	2.51	0.45
23:DA:2296:U:H4'	23:DA:2297:C:OP1	2.15	0.45
23:DA:2318:G:O2'	23:DA:2319:G:H5''	2.15	0.45
23:DA:2505:G:O6	23:DA:2576:G:H2'	2.16	0.45
23:DA:2872:G:O2'	23:DA:2873:A:H5'	2.16	0.45
24:DB:28:C:H2'	24:DB:29:A:C8	2.50	0.45
26:DE:181:LEU:HD13	26:DE:181:LEU:HA	1.66	0.45
39:DV:52:VAL:CG2	39:DV:55:ALA:HB3	2.45	0.45
40:DW:4:LYS:HE2	40:DW:6:ILE:HD11	1.98	0.45
42:DY:44:ILE:HA	42:DY:63:LYS:O	2.17	0.45
1:AA:35:G:O2'	12:AL:121:GLY:HA2	2.17	0.45
1:AA:445:G:H2'	1:AA:445:G:N3	2.31	0.45
1:AA:684:A:C6	1:AA:685:G:C6	3.04	0.45
1:AA:763:G:H2'	1:AA:764:C:C6	2.52	0.45
1:AA:1149:C:H2'	1:AA:1150:U:O4'	2.16	0.45
1:AA:1190:G:C5'	3:AC:4:LYS:HA	2.47	0.45
1:AA:1275:A:H2'	1:AA:1276:G:C8	2.51	0.45
2:AB:100:GLY:N	2:AB:176:GLU:OE2	2.46	0.45
5:AE:126:ARG:HA	5:AE:131:ILE:HD11	1.98	0.45
6:AF:49:ALA:HB2	18:AR:78:LEU:O	2.16	0.45
8:AH:112:LEU:HB3	8:AH:133:LEU:HA	1.97	0.45
13:AM:90:LEU:C	13:AM:91:ARG:HG2	2.36	0.45
13:AM:114:ARG:H	13:AM:114:ARG:HG2	1.28	0.45
15:AO:26:GLU:OE1	15:AO:77:ARG:HG2	2.16	0.45

Continued on next page...

Continued from previous page...

Atom-1	Atom-2	Interatomic distance (Å)	Clash overlap (Å)
15:AO:56:LEU:O	15:AO:60:VAL:HG23	2.17	0.45
20:AT:56:MET:HE2	20:AT:88:VAL:HG21	1.99	0.45
20:AT:73:HIS:C	20:AT:74:LYS:HG2	2.37	0.45
23:BA:485:C:H2'	23:BA:486:C:C6	2.51	0.45
23:BA:1328:G:H8	23:BA:1328:G:O5'	1.99	0.45
23:BA:1903:G:OP1	25:BD:241:PRO:HB2	2.16	0.45
23:BA:2054:A:H5''	23:BA:2055:C:O5'	2.16	0.45
23:BA:2115:G:H4'	23:BA:2167:U:C4'	2.45	0.45
23:BA:2777:G:H5''	23:BA:2778:A:H5'	1.98	0.45
25:BD:71:ASP:HB3	25:BD:103:ARG:NH2	2.28	0.45
28:BG:89:GLY:C	28:BG:90:LEU:HD23	2.36	0.45
31:BN:67:LEU:HA	31:BN:87:LEU:HD12	1.98	0.45
34:BQ:103:MET:CE	34:BQ:125:LEU:HD13	2.46	0.45
37:BT:120:ARG:HA	37:BT:123:GLN:HG2	1.97	0.45
1:CA:403:C:H2'	1:CA:404:U:H6	1.80	0.45
1:CA:580:U:H2'	1:CA:581:G:O4'	2.15	0.45
1:CA:1190:G:H5''	3:CC:3:ASN:O	2.17	0.45
1:CA:1308:U:OP1	13:CM:110:ARG:HD2	2.17	0.45
2:CB:21:ARG:H	2:CB:21:ARG:HE	1.64	0.45
4:CD:173:TRP:CG	4:CD:189:PRO:HG3	2.51	0.45
11:CK:46:GLY:HA2	11:CK:50:TYR:O	2.16	0.45
13:CM:87:TYR:CD1	19:CS:76:PRO:HB3	2.51	0.45
23:DA:863:A:H2'	23:DA:864:G:H8	1.80	0.45
23:DA:945:A:H2	56:DA:3920:HOH:O	2.00	0.45
23:DA:1154:G:H8	23:DA:1154:G:O5'	1.99	0.45
23:DA:1266:G:O2'	23:DA:2012:G:O6	2.28	0.45
23:DA:1441:G:H2'	23:DA:1442:G:C8	2.50	0.45
23:DA:1794:U:H2'	23:DA:1795:C:H6	1.80	0.45
23:DA:2117:A:H61	23:DA:2166:G:N2	2.10	0.45
23:DA:2173:A:C2'	23:DA:2174:C:H5'	2.47	0.45
23:DA:2271:G:C6	23:DA:2272:U:C4	3.05	0.45
23:DA:2290:G:C2	23:DA:2343:C:O2	2.69	0.45
23:DA:2408:U:OP2	56:DA:4072:HOH:O	2.21	0.45
23:DA:2887:U:H2'	23:DA:2888:C:H6	1.80	0.45
27:DF:51:THR:HG23	27:DF:92:PRO:HG2	1.97	0.45
27:DF:64:ILE:HG13	27:DF:65:TRP:N	2.31	0.45
36:DS:32:LEU:O	36:DS:62:LYS:HE2	2.15	0.45
43:DZ:61:LEU:HD13	43:DZ:61:LEU:HA	1.72	0.45
43:DZ:69:THR:HG22	43:DZ:90:VAL:HA	1.98	0.45
43:DZ:144:LEU:HD12	43:DZ:144:LEU:HA	1.77	0.45
44:D0:51:VAL:N	44:D0:62:LEU:HD12	2.31	0.45

Continued on next page...

Continued from previous page...

Atom-1	Atom-2	Interatomic distance (Å)	Clash overlap (Å)
1:AA:112:G:C2	1:AA:330:C:N4	2.84	0.45
1:AA:370:C:H2'	1:AA:371:G:H8	1.81	0.45
1:AA:436:C:O2'	1:AA:437:U:P	2.75	0.45
1:AA:627:G:O2'	1:AA:628:G:H5'	2.17	0.45
1:AA:975:A:H5''	1:AA:1363(A):A:N6	2.32	0.45
1:AA:1053:G:O2'	1:AA:1199:U:H5	2.00	0.45
1:AA:1097:C:H2'	1:AA:1098:C:C6	2.51	0.45
1:AA:1110:A:H2'	1:AA:1111:A:O4'	2.15	0.45
1:AA:1240:U:H3'	1:AA:1241:G:H8	1.80	0.45
4:AD:194:LEU:HB3	4:AD:196:LEU:HD11	1.99	0.45
10:AJ:48:THR:HA	10:AJ:62:HIS:CB	2.43	0.45
22:AX:30:TYR:CD2	22:AX:30:TYR:N	2.84	0.45
23:BA:858:U:O2	23:BA:2268:A:H2'	2.17	0.45
23:BA:1320:C:O2'	56:BA:4949:HOH:O	2.21	0.45
28:BG:72:ARG:HD3	28:BG:85:GLY:HA2	1.98	0.45
30:BI:4:ILE:HD11	30:BI:44:LEU:HD12	1.99	0.45
43:BZ:35:ARG:HD2	43:BZ:35:ARG:HA	1.63	0.45
1:CA:458:C:H2'	1:CA:460:G:H8	1.81	0.45
1:CA:460:G:H1'	1:CA:472:A:H61	1.81	0.45
1:CA:516:U:C4	1:CA:517:G:C6	3.04	0.45
1:CA:627:G:H2'	1:CA:628:G:C8	2.50	0.45
1:CA:667:G:H4'	15:CO:51:HIS:CE1	2.51	0.45
1:CA:677:U:H2'	1:CA:678:U:C6	2.51	0.45
1:CA:706:A:N3	11:CK:31:THR:HG21	2.32	0.45
1:CA:957:U:O2	1:CA:959:A:C8	2.69	0.45
1:CA:990:C:H2'	1:CA:991:U:C6	2.51	0.45
1:CA:1029:C:N4	1:CA:1030(A):G:H22	2.15	0.45
1:CA:1287:A:H61	1:CA:1370:G:H21	1.65	0.45
1:CA:1399:C:C2	1:CA:1502:A:N6	2.85	0.45
5:CE:144:THR:O	5:CE:148:VAL:HG23	2.17	0.45
12:CL:85:ILE:HD13	12:CL:85:ILE:HA	1.74	0.45
13:CM:40:ASN:HA	13:CM:41:PRO:HD2	1.85	0.45
16:CP:43:LYS:HD3	16:CP:48:TRP:CZ3	2.50	0.45
21:CU:9:ARG:O	21:CU:13:ILE:HG13	2.16	0.45
21:CU:10:ARG:HE	21:CU:10:ARG:CA	2.27	0.45
23:DA:102:G:O2'	23:DA:103:A:P	2.75	0.45
23:DA:581:C:H2'	23:DA:582:G:H8	1.80	0.45
23:DA:979:G:H3'	23:DA:980:A:H5''	1.98	0.45
23:DA:1394:U:C4	23:DA:1395:A:C5	3.04	0.45
23:DA:2275:C:H5'	23:DA:2275:C:C6	2.51	0.45
23:DA:2505:G:H2'	23:DA:2576:G:O6	2.17	0.45

Continued on next page...

Continued from previous page...

Atom-1	Atom-2	Interatomic distance (Å)	Clash overlap (Å)
24:DB:21:G:H2'	24:DB:22:U:O4'	2.16	0.45
26:DE:178:GLU:H	26:DE:178:GLU:CD	2.19	0.45
1:AA:664:G:H22	1:AA:741:G:H1	1.65	0.45
1:AA:957:U:H3	1:AA:960:U:H5''	1.82	0.45
1:AA:1061:G:C6	1:AA:1197:G:C6	3.04	0.45
1:AA:1250:A:N6	1:AA:1251:A:N6	2.65	0.45
1:AA:1306:A:H2'	1:AA:1307:U:C6	2.52	0.45
1:AA:1338:G:H3'	1:AA:1339:A:C8	2.52	0.45
1:AA:1339:A:N6	1:AA:1340:A:N3	2.64	0.45
1:AA:1378:C:OP2	7:AG:7:ALA:HB3	2.16	0.45
2:AB:28:PHE:CD2	2:AB:194:PRO:HG3	2.49	0.45
2:AB:197:VAL:HG12	2:AB:198:ASP:H	1.82	0.45
23:BA:1418:G:OP1	23:BA:1588:C:O2'	2.31	0.45
23:BA:2064:C:H2'	23:BA:2065:C:C6	2.51	0.45
23:BA:2154:G:H2'	23:BA:2155:G:C8	2.52	0.45
23:BA:2309:A:N6	23:BA:2310:A:N1	2.65	0.45
23:BA:2464:C:O2'	23:BA:2465:C:OP2	2.30	0.45
23:BA:2854:G:H2'	23:BA:2855:C:C6	2.51	0.45
23:BA:2870:C:H2'	23:BA:2871:C:O4'	2.16	0.45
24:BB:89:G:OP2	24:BB:89:G:H8	2.00	0.45
24:BB:111:G:H2'	24:BB:112:U:H6	1.81	0.45
27:BF:123:LEU:HD11	27:BF:194:MET:HE2	1.97	0.45
28:BG:56:ALA:CA	28:BG:153:ARG:HH21	2.29	0.45
29:BH:7:LEU:HD12	29:BH:8:PRO:CD	2.47	0.45
33:BP:59:LEU:HD11	52:B8:10:ALA:CB	2.46	0.45
33:BP:101:VAL:HG23	33:BP:106:LEU:HB3	1.97	0.45
34:BQ:37:LEU:HD21	34:BQ:130:LYS:HB2	1.98	0.45
49:B5:45:VAL:HA	49:B5:52:TYR:HB2	1.98	0.45
1:CA:5:U:H5''	1:CA:6:G:C8	2.52	0.45
1:CA:953:G:C4	1:CA:1229:A:C2	3.05	0.45
1:CA:1147:C:H2'	1:CA:1148:U:H6	1.81	0.45
1:CA:1159:U:H5	1:CA:1172:C:H5	1.65	0.45
1:CA:1418:A:H5''	1:CA:1419:G:OP2	2.16	0.45
3:CC:68:VAL:HG12	3:CC:70:VAL:HG23	1.99	0.45
4:CD:24:GLU:O	4:CD:27:TYR:HD1	1.98	0.45
4:CD:108:LEU:HB3	4:CD:110:PHE:CE1	2.52	0.45
5:CE:36:ASP:OD2	5:CE:38:GLN:N	2.43	0.45
7:CG:113:GLU:CB	7:CG:118:VAL:HB	2.45	0.45
10:CJ:15:THR:O	10:CJ:19:SER:OG	2.34	0.45
23:DA:242:G:O4'	52:D8:3:LYS:HE3	2.17	0.45
23:DA:528:A:C2'	23:DA:529:A:H5'	2.47	0.45

Continued on next page...

Continued from previous page...

Atom-1	Atom-2	Interatomic distance (Å)	Clash overlap (Å)
23:DA:850:C:O3'	47:D3:49:LYS:HE2	2.17	0.45
23:DA:2137:C:H42	23:DA:2154:G:H1	1.64	0.45
23:DA:2615:U:C2	49:D5:7:PRO:HA	2.52	0.45
25:DD:222:ARG:NH1	56:DD:402:HOH:O	2.48	0.45
33:DP:63:PRO:HG2	52:D8:25:MET:HB2	1.98	0.45
36:DS:66:ALA:HA	36:DS:69:VAL:CG1	2.47	0.45
41:DX:36:LYS:HG3	41:DX:56:THR:HG23	1.99	0.45
43:DZ:48:PHE:O	43:DZ:52:SER:N	2.47	0.45
1:AA:327:A:C4	1:AA:329:A:C8	3.05	0.45
1:AA:624:C:O3'	16:AP:10:GLY:HA2	2.16	0.45
1:AA:667:G:H4'	15:AO:51:HIS:ND1	2.31	0.45
1:AA:741:G:H2'	1:AA:742:G:C8	2.52	0.45
1:AA:1427:U:H2'	1:AA:1428:A:C8	2.52	0.45
1:AA:1457:G:N1	1:AA:1458:G:C5	2.84	0.45
1:AA:1459:C:H2'	1:AA:1460:A:N7	2.31	0.45
4:AD:14:ARG:HA	4:AD:39:PRO:HB3	1.98	0.45
4:AD:64:LEU:HD12	4:AD:68:TYR:HE1	1.81	0.45
9:AI:19:LEU:HA	9:AI:19:LEU:HD23	1.66	0.45
20:AT:25:ARG:O	20:AT:29:LYS:HG3	2.17	0.45
23:BA:26:G:C6	23:BA:27:G:N1	2.85	0.45
23:BA:247:G:H4'	23:BA:386:G:C5	2.52	0.45
23:BA:323:G:H1'	23:BA:1205:U:O2	2.17	0.45
23:BA:570:G:H2'	23:BA:2030:A:C5	2.52	0.45
23:BA:1287:A:C6	23:BA:1288:U:C4	3.05	0.45
23:BA:1540:U:H2'	23:BA:1541:G:O4'	2.16	0.45
23:BA:2056:G:C2	23:BA:2057:A:C8	3.05	0.45
24:BB:20:C:H2'	24:BB:21:G:H5'	1.97	0.45
38:BU:5:LYS:HB2	38:BU:5:LYS:HE3	1.74	0.45
38:BU:43:GLY:HA3	39:BV:73:SER:OG	2.15	0.45
1:CA:1092:A:H8	1:CA:1092:A:OP1	2.00	0.45
1:CA:1254:C:H5	10:CJ:43:ARG:CZ	2.29	0.45
1:CA:1399:C:C2	1:CA:1401:G:C5	3.04	0.45
4:CD:194:LEU:HB3	4:CD:196:LEU:HD11	1.97	0.45
5:CE:7:GLU:OE2	5:CE:37:ARG:NH2	2.45	0.45
5:CE:75:THR:HA	5:CE:115:VAL:HG13	1.97	0.45
14:CN:26:ARG:HE	14:CN:26:ARG:HB3	1.51	0.45
20:CT:36:LEU:HD12	20:CT:55:ILE:HG23	1.98	0.45
23:DA:534:U:O2'	38:DU:49:HIS:CD2	2.70	0.45
23:DA:1028:A:H61	23:DA:1125:G:H2'	1.82	0.45
23:DA:2062:A:P	56:DA:4041:HOH:O	2.74	0.45
23:DA:2133:G:H2'	23:DA:2158:A:H61	1.81	0.45

Continued on next page...

Continued from previous page...

Atom-1	Atom-2	Interatomic distance (Å)	Clash overlap (Å)
23:DA:2309:A:N6	23:DA:2310:A:N1	2.64	0.45
24:DB:2:C:H2'	24:DB:3:C:H6	1.82	0.45
25:DD:130:ALA:C	25:DD:131:LEU:HD12	2.37	0.45
27:DF:88:VAL:HG21	27:DF:91:GLY:HA3	1.98	0.45
33:DP:71:VAL:HG23	33:DP:72:PRO:HA	1.98	0.45
1:AA:256:U:H2'	1:AA:257:G:C8	2.51	0.45
1:AA:502:G:C2	1:AA:503:C:C2	3.04	0.45
1:AA:1027:C:H2'	1:AA:1028:C:C5	2.51	0.45
1:AA:1027:C:H1'	1:AA:1034:G:H22	1.82	0.45
1:AA:1269:A:OP1	21:AU:24:ARG:HG3	2.16	0.45
1:AA:1317:C:C5	1:AA:1318:A:C8	3.04	0.45
1:AA:1321:C:C3'	1:AA:1322:C:H5''	2.47	0.45
3:AC:140:ARG:HB2	3:AC:140:ARG:CZ	2.47	0.45
7:AG:108:ALA:O	7:AG:119:ARG:HG2	2.16	0.45
8:AH:88:LYS:HB3	8:AH:89:PRO:HD2	1.99	0.45
20:AT:77:ALA:O	20:AT:81:LYS:HG3	2.17	0.45
23:BA:272(E):G:C2	23:BA:364:C:N3	2.85	0.45
23:BA:363(D):G:O2'	23:BA:363(E):U:H5'	2.16	0.45
23:BA:1287:A:C5	23:BA:1288:U:C4	3.05	0.45
23:BA:2742:C:OP1	53:B9:35:ARG:HD3	2.17	0.45
26:BE:111:ARG:HD3	26:BE:160:TYR:CD1	2.52	0.45
27:BF:188:ARG:HG3	27:BF:188:ARG:H	1.48	0.45
34:BQ:60:ARG:NH1	43:BZ:177:PRO:HG3	2.31	0.45
38:BU:17:ILE:HA	38:BU:17:ILE:HD13	1.81	0.45
53:B9:11:CYS:HB3	53:B9:32:HIS:CE1	2.52	0.45
1:CA:9:G:C2	1:CA:26:A:N1	2.84	0.45
1:CA:375:U:C4	1:CA:376:G:N7	2.84	0.45
1:CA:391:G:C6	1:CA:392:G:C5	3.05	0.45
1:CA:510:A:H5''	1:CA:511:C:OP2	2.17	0.45
1:CA:675:A:H2'	1:CA:676:A:C8	2.52	0.45
1:CA:872:A:C8	1:CA:874:G:C8	3.05	0.45
1:CA:1124:G:O2'	10:CJ:38:ILE:HD13	2.17	0.45
1:CA:1221:G:H1'	19:CS:53:ASN:O	2.17	0.45
1:CA:1252:A:H61	1:CA:1285:A:N6	2.15	0.45
1:CA:1457:G:C2	1:CA:1458:G:C8	3.05	0.45
2:CB:44:LEU:HA	2:CB:47:THR:OG1	2.17	0.45
2:CB:51:LEU:HD23	2:CB:55:PHE:HE2	1.82	0.45
9:CI:11:LYS:O	9:CI:12:GLU:HB3	2.17	0.45
9:CI:114:TYR:N	9:CI:114:TYR:HD2	2.13	0.45
12:CL:11:VAL:HG22	17:CQ:29:HIS:CD2	2.52	0.45
12:CL:113:ARG:NH2	56:CL:201:HOH:O	2.50	0.45

Continued on next page...

Continued from previous page...

Atom-1	Atom-2	Interatomic distance (Å)	Clash overlap (Å)
23:DA:652(E):G:O6	23:DA:652(T):C:N3	2.50	0.45
23:DA:1651:G:H2'	23:DA:1652:A:O4'	2.17	0.45
23:DA:1845:G:OP1	25:DD:258:LYS:NZ	2.39	0.45
23:DA:2203:U:O2	23:DA:2221:G:C2	2.70	0.45
23:DA:2319:G:H22	36:DS:3:ARG:CD	2.29	0.45
23:DA:2601:C:H3'	23:DA:2602:A:C8	2.52	0.45
23:DA:2820:A:OP1	35:DR:4:LEU:HD23	2.17	0.45
24:DB:106:G:H5'	43:DZ:31:ARG:HG2	1.99	0.45
26:DE:179:GLU:HB3	26:DE:181:LEU:HD23	1.99	0.45
27:DF:64:ILE:HD12	27:DF:65:TRP:CE3	2.51	0.45
28:DG:33:ARG:HD3	28:DG:162:THR:OG1	2.17	0.45
28:DG:106:LEU:HA	28:DG:110:ALA:HB3	1.99	0.45
38:DU:74:LEU:HD12	38:DU:74:LEU:H	1.82	0.45
43:DZ:54:HIS:ND1	43:DZ:101:PRO:HG3	2.31	0.45
1:AA:12:U:O2'	1:AA:526:C:H4'	2.17	0.45
1:AA:18:C:H5''	5:AE:127:ASN:HD21	1.81	0.45
1:AA:21:G:P	56:AA:1970:HOH:O	2.74	0.45
1:AA:35:G:H2'	1:AA:36:C:C6	2.51	0.45
1:AA:67:C:H2'	1:AA:68:G:C8	2.52	0.45
1:AA:339:C:OP2	32:BO:97:ARG:HD3	2.17	0.45
1:AA:586:C:O2'	1:AA:878:G:H4'	2.17	0.45
1:AA:624:C:H2'	1:AA:625:G:C8	2.52	0.45
1:AA:1190:G:OP2	3:AC:5:ILE:HB	2.17	0.45
2:AB:171:ALA:HA	2:AB:174:VAL:HB	1.98	0.45
4:AD:88:VAL:HA	5:AE:97:GLY:HA2	1.99	0.45
7:AG:102:ARG:NH1	7:AG:103:TRP:HE1	2.15	0.45
7:AG:118:VAL:HG13	7:AG:122:HIS:NE2	2.31	0.45
12:AL:84:LEU:HD13	12:AL:85:ILE:N	2.32	0.45
20:AT:53:LEU:HA	20:AT:56:MET:HG2	1.99	0.45
20:AT:69:GLY:O	20:AT:73:HIS:NE2	2.50	0.45
23:BA:29:U:H2'	23:BA:30:G:H8	1.77	0.45
23:BA:30:G:H2'	23:BA:31:C:H6	1.82	0.45
23:BA:307:G:H21	23:BA:330:A:H62	1.65	0.45
23:BA:396:G:O3'	45:B1:44:PRO:HA	2.16	0.45
23:BA:1025:G:C4	23:BA:1135:C:H1'	2.52	0.45
23:BA:1046:A:O2'	23:BA:1047:G:OP2	2.34	0.45
23:BA:1164:G:H2'	23:BA:1165:U:C6	2.52	0.45
23:BA:1814:G:H2'	23:BA:1815:A:C8	2.52	0.45
23:BA:2130:U:OP2	23:BA:2132:U:H5	2.00	0.45
23:BA:2252:G:H2'	23:BA:2253:G:O4'	2.17	0.45
23:BA:2607:G:H2'	23:BA:2608:G:O4'	2.17	0.45

Continued on next page...

Continued from previous page...

Atom-1	Atom-2	Interatomic distance (Å)	Clash overlap (Å)
24:BB:104:U:O3'	43:BZ:72:ARG:NH1	2.50	0.45
32:BO:87:ILE:HG22	32:BO:93:PRO:HA	1.98	0.45
33:BP:147:LEU:HD22	33:BP:147:LEU:HA	1.83	0.45
34:BQ:109:VAL:HG22	34:BQ:113:GLN:OE1	2.17	0.45
37:BT:19:LEU:HA	37:BT:20:PRO:HD3	1.81	0.45
47:B3:44:ARG:O	47:B3:48:GLU:HG3	2.17	0.45
1:CA:142:G:N3	1:CA:143:A:C8	2.85	0.45
1:CA:194:C:C2'	1:CA:195:A:H5''	2.47	0.45
1:CA:546:G:OP1	4:CD:73:ARG:HG2	2.17	0.45
1:CA:949:A:N6	1:CA:1232:U:N3	2.40	0.45
1:CA:1079:G:C2	1:CA:1080:A:C6	3.05	0.45
1:CA:1107:C:C4	1:CA:1108:G:C8	3.04	0.45
1:CA:1299:A:C5	1:CA:1301:U:H1'	2.51	0.45
1:CA:1323:G:H8	1:CA:1323:G:OP2	1.99	0.45
1:CA:1360:A:C5	14:CN:18:VAL:HG11	2.51	0.45
2:CB:70:PHE:HB2	2:CB:92:TYR:HB3	1.98	0.45
3:CC:12:LEU:HB3	3:CC:18:TRP:CH2	2.52	0.45
9:CI:13:ALA:HB3	9:CI:72:GLY:HA3	1.99	0.45
13:CM:74:VAL:O	13:CM:78:ILE:HG12	2.17	0.45
13:CM:108:ARG:O	13:CM:112:GLY:N	2.50	0.45
19:CS:7:LYS:HA	19:CS:7:LYS:HD3	1.77	0.45
19:CS:20:LEU:HD21	19:CS:43:GLU:HG2	1.99	0.45
23:DA:116:C:H2'	23:DA:117:G:O4'	2.17	0.45
23:DA:673:C:H5''	27:DF:81:PRO:HD2	1.99	0.45
23:DA:1419:A:O2'	23:DA:1420:U:H5''	2.17	0.45
23:DA:1448:G:H5''	23:DA:1542:A:OP1	2.17	0.45
23:DA:1903:G:OP1	25:DD:241:PRO:HB2	2.16	0.45
23:DA:2251:G:C6	23:DA:2252:G:C5	3.05	0.45
23:DA:2290:G:H2'	23:DA:2291:U:O4'	2.16	0.45
23:DA:2563:U:O2	23:DA:2565:A:H8	2.00	0.45
23:DA:2581:G:H4'	23:DA:2582:G:C8	2.51	0.45
31:DN:73:THR:CG2	31:DN:82:LEU:HD11	2.47	0.45
31:DN:137:LYS:O	31:DN:138:LEU:HD23	2.17	0.45
37:DT:13:ARG:H	37:DT:13:ARG:HG2	1.29	0.45
40:DW:4:LYS:CB	40:DW:106:ILE:HG12	2.47	0.45
40:DW:9:TYR:HA	40:DW:100:THR:HG23	1.99	0.45
41:DX:31:HIS:HA	41:DX:32:PRO:HD3	1.83	0.45
45:D1:3:LYS:HB2	45:D1:61:ARG:NH1	2.29	0.45
48:D4:36:CYS:N	48:D4:39:CYS:SG	2.89	0.45
1:AA:458:C:H2'	1:AA:460:G:H8	1.82	0.45
1:AA:509:A:C8	1:AA:509:A:H3'	2.51	0.45

Continued on next page...

Continued from previous page...

Atom-1	Atom-2	Interatomic distance (Å)	Clash overlap (Å)
1:AA:674:G:H2'	1:AA:675:A:H8	1.82	0.45
1:AA:1342:C:H1'	9:AI:124:GLN:HG2	1.98	0.45
1:AA:1345:U:H5''	9:AI:120:ARG:NH1	2.31	0.45
7:AG:85:TYR:O	7:AG:87:VAL:HG23	2.17	0.45
7:AG:138:LYS:HA	7:AG:141:VAL:HB	1.99	0.45
10:AJ:19:SER:CB	10:AJ:91:PRO:HG3	2.47	0.45
16:AP:19:ILE:CG2	16:AP:36:ILE:HG13	2.36	0.45
23:BA:455:C:N3	23:BA:472:A:H2'	2.32	0.45
23:BA:1328:G:H2'	23:BA:1330:C:C5	2.52	0.45
26:BE:178:GLU:CD	26:BE:178:GLU:H	2.21	0.45
31:BN:128:HIS:CD2	31:BN:128:HIS:H	2.34	0.45
33:BP:64:LYS:HA	52:B8:13:ARG:HB3	1.98	0.45
34:BQ:2:LEU:HB3	34:BQ:70:PRO:CG	2.47	0.45
38:BU:74:LEU:H	38:BU:74:LEU:HD12	1.82	0.45
42:BY:85:VAL:HG23	42:BY:86:ARG:O	2.17	0.45
43:BZ:94:GLU:HB2	43:BZ:95:PRO:HD2	1.99	0.45
43:BZ:182:LYS:O	43:BZ:186:GLU:HG2	2.16	0.45
45:B1:3:LYS:HB2	45:B1:61:ARG:NH1	2.32	0.45
50:B6:4:GLU:HG3	50:B6:5:VAL:N	2.31	0.45
1:CA:16:A:N3	1:CA:1080:A:O2'	2.45	0.45
1:CA:148:G:N2	1:CA:175:C:C2	2.85	0.45
1:CA:276:G:O3'	17:CQ:68:ARG:NH1	2.50	0.45
1:CA:724:G:C2	1:CA:725:G:C8	3.05	0.45
1:CA:939:G:N2	1:CA:1344:C:N3	2.56	0.45
1:CA:1169:A:H2'	1:CA:1170:A:C8	2.52	0.45
1:CA:1224:G:N1	1:CA:1322:C:O4'	2.50	0.45
1:CA:1230:C:H2'	1:CA:1231:G:H8	1.82	0.45
1:CA:1237:C:C2	1:CA:1337:G:N2	2.83	0.45
1:CA:1469:G:H2'	1:CA:1470:G:H8	1.81	0.45
5:CE:55:VAL:O	5:CE:58:ALA:HB3	2.17	0.45
15:CO:4:THR:H	15:CO:7:GLU:HB2	1.81	0.45
20:CT:36:LEU:HD13	20:CT:36:LEU:HA	1.68	0.45
23:DA:576:U:H5	56:DA:3905:HOH:O	2.00	0.45
23:DA:1357:U:H2'	23:DA:1358:G:O4'	2.17	0.45
23:DA:1814:G:H2'	23:DA:1815:A:C8	2.52	0.45
23:DA:2186:G:H2'	23:DA:2186:G:N3	2.32	0.45
23:DA:2674:G:H2'	23:DA:2675:A:C8	2.52	0.45
23:DA:2741:A:H61	23:DA:2763:G:H1'	1.81	0.45
25:DD:147:LEU:HD13	25:DD:155:LEU:HD11	1.99	0.45
30:DI:87:LYS:N	30:DI:122:GLU:HA	2.27	0.45
36:DS:27:SER:HA	36:DS:88:ASP:HB3	1.98	0.45

Continued on next page...

Continued from previous page...

Atom-1	Atom-2	Interatomic distance (Å)	Clash overlap (Å)
1:AA:113:G:O4'	1:AA:354:G:H4'	2.17	0.44
1:AA:292:G:C5	1:AA:293:G:H1'	2.51	0.44
1:AA:402:G:C6	1:AA:403:C:C4	3.06	0.44
1:AA:491:G:H2'	1:AA:492:G:O4'	2.16	0.44
1:AA:614:A:H2'	1:AA:615:C:C6	2.52	0.44
1:AA:956:U:H2'	1:AA:957:U:H5'	1.99	0.44
1:AA:1058:G:H2'	1:AA:1059:C:O4'	2.17	0.44
1:AA:1117:G:H1'	9:AI:106:ALA:HB1	1.99	0.44
1:AA:1321:C:H5'	1:AA:1322:C:C5'	2.44	0.44
1:AA:1402:C:H2'	1:AA:1403:C:O4'	2.17	0.44
1:AA:1463:C:OP1	37:BT:111:ARG:NE	2.50	0.44
2:AB:216:SER:OG	2:AB:217:ARG:N	2.50	0.44
5:AE:135:THR:O	5:AE:138:ALA:HB3	2.16	0.44
9:AI:105:ASP:HB2	9:AI:107:ARG:HD3	1.99	0.44
10:AJ:48:THR:HG23	10:AJ:62:HIS:HB3	1.99	0.44
11:AK:41:THR:HG22	11:AK:42:TRP:N	2.31	0.44
13:AM:52:GLU:HG2	13:AM:55:ARG:NH2	2.32	0.44
15:AO:32:LEU:HD23	15:AO:32:LEU:HA	1.74	0.44
23:BA:195:A:H4'	23:BA:251:A:O2'	2.17	0.44
23:BA:979:G:H3'	23:BA:980:A:H5''	1.98	0.44
23:BA:1319:G:C2	23:BA:1334:G:C5	3.04	0.44
38:BU:83:LEU:HD12	38:BU:113:ALA:HB2	1.99	0.44
43:BZ:100:VAL:HG11	43:BZ:134:PRO:HG2	2.00	0.44
49:B5:36:CYS:HB3	49:B5:49:CYS:HB3	1.99	0.44
52:B8:23:VAL:HG12	52:B8:47:LYS:HB3	1.99	0.44
1:CA:9:G:OP1	5:CE:122:GLU:HB2	2.17	0.44
1:CA:156:G:C6	1:CA:166:G:C6	3.05	0.44
1:CA:690:G:H2'	1:CA:691:G:O4'	2.17	0.44
1:CA:966:G:C2	1:CA:967:C:C2	3.05	0.44
1:CA:984:C:H2'	1:CA:985:C:O4'	2.18	0.44
1:CA:991:U:C4	1:CA:1212:U:H1'	2.53	0.44
1:CA:1002:G:O6	1:CA:1038:C:N3	2.50	0.44
1:CA:1003:G:H3'	1:CA:1004:A:H4'	1.98	0.44
1:CA:1164:G:H1	1:CA:1171:G:H22	1.65	0.44
1:CA:1344:C:H5''	9:CI:120:ARG:HG2	1.99	0.44
1:CA:1366:C:H2'	1:CA:1367:C:C6	2.53	0.44
2:CB:21:ARG:O	2:CB:23:ARG:N	2.47	0.44
4:CD:64:LEU:HD12	4:CD:68:TYR:HE1	1.82	0.44
5:CE:84:PHE:CE1	5:CE:133:TYR:HB3	2.52	0.44
7:CG:73:MET:CG	7:CG:145:ALA:HB1	2.42	0.44
10:CJ:61:GLU:OE2	14:CN:49:HIS:NE2	2.50	0.44

Continued on next page...

Continued from previous page...

Atom-1	Atom-2	Interatomic distance (Å)	Clash overlap (Å)
14:CN:23:ARG:HG3	14:CN:24:CYS:O	2.17	0.44
17:CQ:58:GLU:OE1	17:CQ:75:ARG:NH2	2.50	0.44
18:CR:30:ASP:HB3	18:CR:33:ASP:HB2	1.98	0.44
22:CX:77:LEU:HD23	22:CX:77:LEU:HA	1.81	0.44
23:DA:34:C:H41	23:DA:447:A:H61	1.65	0.44
23:DA:186:G:H2'	23:DA:187:G:H8	1.82	0.44
23:DA:257:A:H2'	23:DA:258:G:O4'	2.16	0.44
23:DA:272(H):C:H6	23:DA:272(H):C:H5''	1.81	0.44
23:DA:529:A:H5''	56:DA:4762:HOH:O	2.17	0.44
23:DA:530:G:O6	23:DA:2023:G:OP1	2.35	0.44
23:DA:986:C:C2'	23:DA:987:G:H5'	2.47	0.44
23:DA:1782:C:H2'	23:DA:2608:G:O2'	2.17	0.44
26:DE:171:GLU:O	26:DE:184:VAL:HG23	2.16	0.44
27:DF:7:TYR:N	27:DF:22:ALA:HB3	2.29	0.44
27:DF:20:LEU:HD23	27:DF:20:LEU:HA	1.82	0.44
29:DH:5:GLY:HA2	29:DH:69:ARG:HB3	1.99	0.44
33:DP:101:VAL:HA	33:DP:106:LEU:O	2.17	0.44
43:DZ:28:MET:HG3	43:DZ:35:ARG:HB2	1.99	0.44
1:AA:138:G:H2'	1:AA:139:G:O4'	2.17	0.44
1:AA:260:G:H2'	1:AA:261:U:C6	2.52	0.44
1:AA:510:A:H1'	1:AA:543:C:H1'	1.99	0.44
1:AA:673:G:H5''	6:AF:87:ARG:CZ	2.47	0.44
1:AA:1065:U:H4'	1:AA:1066:C:O5'	2.17	0.44
1:AA:1240:U:H3	7:AG:39:ALA:CB	2.31	0.44
1:AA:1269:A:H1'	1:AA:1326:C:H1'	1.99	0.44
1:AA:1295:G:O3'	13:AM:14:ARG:NH1	2.50	0.44
1:AA:1380:U:OP2	1:AA:1380:U:H2'	2.16	0.44
1:AA:1399:C:C2	1:AA:1502:A:N6	2.85	0.44
1:AA:1516:G:N1	1:AA:1519:A:OP2	2.50	0.44
2:AB:70:PHE:HB2	2:AB:92:TYR:HB3	1.99	0.44
6:AF:11:ASN:HB3	6:AF:14:LEU:HG	1.99	0.44
8:AH:26:VAL:HG23	8:AH:27:PRO:O	2.17	0.44
23:BA:996:A:C2	23:BA:997:G:C8	3.05	0.44
23:BA:997:G:OP1	38:BU:92:ARG:HG2	2.18	0.44
23:BA:1300:U:H4'	23:BA:1301:A:H5'	1.99	0.44
23:BA:1464:C:H2'	23:BA:1465:G:C8	2.52	0.44
23:BA:1845:G:C2'	23:BA:1846:G:H5'	2.47	0.44
23:BA:2318:G:O2'	23:BA:2319:G:H5''	2.17	0.44
23:BA:2378:A:H4'	36:BS:23:ARG:HH11	1.82	0.44
24:BB:32:C:C2	24:BB:51:G:N2	2.85	0.44
28:BG:111:LEU:HA	28:BG:114:ILE:HG13	1.99	0.44

Continued on next page...

Continued from previous page...

Atom-1	Atom-2	Interatomic distance (Å)	Clash overlap (Å)
29:BH:144:VAL:O	29:BH:148:ILE:HG12	2.17	0.44
30:BI:84:GLY:C	30:BI:86:THR:H	2.21	0.44
1:CA:369:C:O2'	1:CA:370:C:H5'	2.17	0.44
1:CA:609:A:H5'	16:CP:18:ARG:NH2	2.32	0.44
1:CA:838:G:C2'	1:CA:839:U:H5''	2.47	0.44
1:CA:1157:A:C2	1:CA:1181:G:N3	2.86	0.44
1:CA:1429:C:H2'	1:CA:1430:C:C6	2.53	0.44
3:CC:50:ALA:HB1	3:CC:70:VAL:HG11	1.98	0.44
7:CG:18:TYR:HE1	7:CG:58:PRO:HB2	1.81	0.44
7:CG:26:PHE:CD2	7:CG:30:ILE:HD11	2.52	0.44
22:CX:81:LEU:HA	22:CX:84:GLN:HB2	1.98	0.44
23:DA:300:A:H3'	42:DY:84:ARG:NH2	2.33	0.44
23:DA:1566:A:OP1	25:DD:211:ARG:NH1	2.50	0.44
23:DA:2228:G:C5	23:DA:2229:C:C4	3.05	0.44
23:DA:2356:C:O3'	44:D0:20:ARG:HD3	2.17	0.44
26:DE:33:VAL:HG12	26:DE:89:ASP:O	2.16	0.44
28:DG:22:ARG:HH21	28:DG:175:LEU:HD11	1.81	0.44
36:DS:36:TYR:N	36:DS:36:TYR:CD1	2.85	0.44
36:DS:53:SER:O	36:DS:57:LYS:N	2.50	0.44
38:DU:112:ARG:NH2	39:DV:47:VAL:HB	2.32	0.44
46:D2:65:ASN:O	46:D2:69:ARG:NH1	2.50	0.44
50:D6:8:LYS:HD3	52:D8:34:TRP:CD2	2.52	0.44
1:AA:113:G:H2'	1:AA:114:U:C6	2.52	0.44
1:AA:560:U:H4'	1:AA:561:U:O5'	2.17	0.44
1:AA:838:G:C2'	1:AA:839:U:H5''	2.48	0.44
1:AA:1005:A:H1'	1:AA:1036:G:N2	2.31	0.44
1:AA:1060:C:C2	1:AA:1198:G:N2	2.85	0.44
1:AA:1431:C:H2'	1:AA:1432:G:O4'	2.17	0.44
1:AA:1508:G:H2'	1:AA:1509:C:C6	2.53	0.44
2:AB:55:PHE:CG	2:AB:58:ILE:HD12	2.52	0.44
4:AD:119:GLN:HE21	4:AD:119:GLN:HB3	1.57	0.44
11:AK:73:MET:HE2	11:AK:103:LEU:HD13	2.00	0.44
11:AK:84:VAL:CG1	11:AK:91:ARG:HD2	2.48	0.44
11:AK:99:GLN:HG3	11:AK:105:VAL:HG11	1.99	0.44
13:AM:108:ARG:O	13:AM:113:PRO:HD3	2.18	0.44
15:AO:78:TYR:O	15:AO:82:ILE:HG12	2.17	0.44
19:AS:51:VAL:HG11	19:AS:72:GLY:HA2	1.99	0.44
22:AX:53:THR:HA	22:AX:62:HIS:HB3	1.99	0.44
23:BA:271(F):C:H2'	23:BA:271(G):C:C6	2.46	0.44
23:BA:428:A:H8	23:BA:428:A:OP2	2.00	0.44
23:BA:545:G:OP1	23:BA:545:G:H4'	2.17	0.44

Continued on next page...

Continued from previous page...

Atom-1	Atom-2	Interatomic distance (Å)	Clash overlap (Å)
23:BA:566:U:H5'	33:BP:29:LYS:HE3	1.98	0.44
23:BA:1161:C:O2'	39:BV:8:GLY:HA2	2.18	0.44
23:BA:1282:U:H2'	23:BA:1283:G:O4'	2.17	0.44
23:BA:2208:A:H1'	23:BA:2219:G:C4	2.52	0.44
23:BA:2306:C:N3	23:BA:2307:G:O6	2.50	0.44
23:BA:2391:G:O6	23:BA:2425:A:H8	2.00	0.44
23:BA:2491:U:O2'	23:BA:2570:G:OP1	2.27	0.44
24:BB:60:C:C2	24:BB:61:G:C8	3.06	0.44
28:BG:9:ARG:NH1	28:BG:13:GLU:OE1	2.46	0.44
30:BI:33:ARG:HB2	30:BI:35:LEU:HD12	1.99	0.44
38:BU:106:PHE:O	38:BU:110:VAL:HG23	2.18	0.44
53:B9:10:ILE:HD12	53:B9:32:HIS:HA	1.99	0.44
1:CA:152:A:N6	1:CA:169:C:N3	2.65	0.44
1:CA:1041:A:H2'	1:CA:1042:G:O4'	2.17	0.44
1:CA:1096:C:O2'	1:CA:1097:C:H5'	2.17	0.44
1:CA:1361:G:H8	1:CA:1361:G:O5'	2.01	0.44
1:CA:1367:C:N4	1:CA:1368:G:O6	2.50	0.44
2:CB:24:TRP:CZ3	2:CB:29:ALA:HB2	2.51	0.44
2:CB:143:GLU:O	2:CB:146:GLN:HB2	2.17	0.44
2:CB:178:ARG:HH22	8:CH:68:ARG:NH2	2.13	0.44
9:CI:13:ALA:HB2	9:CI:68:GLY:N	2.33	0.44
10:CJ:48:THR:HG23	10:CJ:62:HIS:HB3	1.98	0.44
10:CJ:50:ILE:HD13	14:CN:41:ARG:HH11	1.82	0.44
13:CM:23:TYR:HB3	13:CM:67:GLU:OE1	2.17	0.44
23:DA:500:G:N1	23:DA:503:A:OP2	2.50	0.44
23:DA:646:A:H2'	23:DA:647:G:O4'	2.17	0.44
23:DA:649:G:H2'	23:DA:650:C:H6	1.82	0.44
23:DA:1108:U:O2	23:DA:1108:U:H2'	2.17	0.44
23:DA:1509(A):A:H3'	23:DA:1509(B):A:C8	2.50	0.44
23:DA:2130:U:H2'	23:DA:2131:G:N7	2.31	0.44
23:DA:2751:G:C4	29:DH:2:SER:N	2.86	0.44
24:DB:104:U:O3'	43:DZ:72:ARG:NH1	2.50	0.44
28:DG:133:LEU:HD12	28:DG:134:GLY:N	2.32	0.44
32:DO:3:GLN:HB2	32:DO:4:PRO:HD2	2.00	0.44
34:DQ:59:ARG:HB3	34:DQ:60:ARG:H	1.69	0.44
40:DW:60:ASN:HD22	40:DW:60:ASN:H	1.63	0.44
43:DZ:111:VAL:C	43:DZ:113:ALA:H	2.21	0.44
1:AA:153:C:H42	1:AA:169:C:N4	2.15	0.44
1:AA:376:G:OP2	16:AP:67:THR:HG21	2.17	0.44
1:AA:439:A:C4	1:AA:496:A:C2	3.06	0.44
1:AA:997:U:H2'	1:AA:998:G:O4'	2.17	0.44

Continued on next page...

Continued from previous page...

Atom-1	Atom-2	Interatomic distance (Å)	Clash overlap (Å)
1:AA:1226:C:OP1	13:AM:91:ARG:NH1	2.50	0.44
1:AA:1251:A:O2'	1:AA:1370:G:H5'	2.18	0.44
1:AA:1350:A:O2'	7:AG:33:ASP:OD2	2.32	0.44
2:AB:162:ILE:HD11	2:AB:184:VAL:HG22	1.99	0.44
3:AC:110:ASN:ND2	3:AC:140:ARG:HD2	2.32	0.44
3:AC:178:LEU:HA	3:AC:178:LEU:HD13	1.53	0.44
5:AE:76:ILE:HD11	5:AE:142:LEU:HD11	1.99	0.44
9:AI:71:SER:O	9:AI:75:ASP:N	2.28	0.44
12:AL:38:THR:OG1	12:AL:39:VAL:N	2.51	0.44
15:AO:43:LEU:HA	15:AO:43:LEU:HD23	1.84	0.44
20:AT:16:HIS:O	20:AT:19:SER:N	2.50	0.44
23:BA:504:U:H2'	56:BA:4228:HOH:O	2.18	0.44
23:BA:868:U:H2'	23:BA:869:G:O4'	2.17	0.44
23:BA:1049:C:H1'	23:BA:1113:U:H4'	1.99	0.44
23:BA:1949:G:C6	23:BA:1950:G:C6	3.06	0.44
23:BA:2058:A:H5''	23:BA:2059:A:OP2	2.17	0.44
23:BA:2306:C:H3'	23:BA:2307:G:H8	1.77	0.44
23:BA:2319:G:H22	36:BS:3:ARG:CD	2.30	0.44
24:BB:90:A:C5	24:BB:91:C:H1'	2.53	0.44
27:BF:101:LEU:HD12	27:BF:101:LEU:HA	1.74	0.44
28:BG:178:PHE:HB3	28:BG:180:PHE:CE1	2.53	0.44
34:BQ:7:MET:HE3	34:BQ:7:MET:HB2	1.66	0.44
36:BS:88:ASP:OD1	36:BS:90:GLY:N	2.47	0.44
37:BT:27:THR:HB	37:BT:89:VAL:HG23	1.98	0.44
42:BY:76:CYS:HA	42:BY:77:PRO:HD3	1.87	0.44
48:B4:26:SER:OG	48:B4:27:THR:N	2.43	0.44
1:CA:782:A:O3'	1:CA:1515:C:H4'	2.17	0.44
1:CA:1003:G:C2	1:CA:1004:A:H1'	2.52	0.44
1:CA:1026:G:N3	1:CA:1026:G:H2'	2.31	0.44
1:CA:1128:C:H1'	1:CA:1146:A:N6	2.32	0.44
5:CE:32:VAL:HB	5:CE:58:ALA:HB1	1.99	0.44
7:CG:53:LYS:HB3	7:CG:53:LYS:HE2	1.54	0.44
7:CG:70:LYS:HA	7:CG:71:PRO:HD2	1.74	0.44
7:CG:137:LYS:HA	7:CG:140:ASP:OD2	2.17	0.44
9:CI:17:VAL:HG11	9:CI:81:ILE:CA	2.47	0.44
9:CI:74:ILE:HG22	9:CI:75:ASP:OD2	2.17	0.44
23:DA:389:G:H8	23:DA:389:G:O5'	2.01	0.44
23:DA:528:A:O2'	23:DA:529:A:H5'	2.17	0.44
23:DA:627:A:C6	23:DA:637:A:C8	3.05	0.44
23:DA:729:G:H2'	23:DA:1775:U:H1'	2.00	0.44
23:DA:1007:C:OP1	31:DN:35:ARG:NH1	2.50	0.44

Continued on next page...

Continued from previous page...

Atom-1	Atom-2	Interatomic distance (Å)	Clash overlap (Å)
23:DA:1804:C:H2'	23:DA:1805:U:H6	1.83	0.44
23:DA:2125:G:H21	23:DA:2126:A:N6	2.15	0.44
23:DA:2226:C:H3'	56:DA:4145:HOH:O	2.18	0.44
23:DA:2695:C:H2'	23:DA:2696:U:C6	2.53	0.44
24:DB:20:C:H2'	24:DB:21:G:H5'	2.00	0.44
28:DG:56:ALA:CA	28:DG:153:ARG:HH21	2.31	0.44
31:DN:128:HIS:H	31:DN:128:HIS:CD2	2.36	0.44
35:DR:85:PRO:O	35:DR:87:TYR:N	2.50	0.44
36:DS:10:ARG:O	36:DS:14:VAL:HG12	2.17	0.44
41:DX:60:ARG:HE	41:DX:60:ARG:HB3	1.45	0.44
1:AA:373:A:H2'	1:AA:374:A:H8	1.82	0.44
1:AA:685:G:C2	1:AA:686:U:C4	3.06	0.44
1:AA:960:U:C4	1:AA:1225:A:H1'	2.52	0.44
1:AA:1096:C:H2'	1:AA:1097:C:C6	2.53	0.44
2:AB:80:ILE:HG12	2:AB:211:ILE:HG22	2.00	0.44
9:AI:99:LEU:HB3	9:AI:101:PHE:HD1	1.83	0.44
13:AM:77:ASN:N	13:AM:77:ASN:OD1	2.50	0.44
19:AS:11:VAL:HG13	19:AS:13:ASP:H	1.82	0.44
19:AS:61:TYR:CG	19:AS:62:ILE:N	2.86	0.44
20:AT:74:LYS:HB2	20:AT:75:ASN:H	1.47	0.44
23:BA:125:G:C6	51:B7:10:ARG:HG3	2.52	0.44
23:BA:993:G:C6	23:BA:994:C:N4	2.85	0.44
23:BA:1171:G:HO2'	23:BA:1173:G:P	2.30	0.44
23:BA:1547:C:H2'	23:BA:1548:C:C6	2.53	0.44
23:BA:1799:G:H5'	23:BA:1819:A:N6	2.32	0.44
23:BA:2282:G:H4'	23:BA:2389:G:O2'	2.17	0.44
23:BA:2496:C:OP1	34:BQ:82:ARG:HB3	2.18	0.44
25:BD:107:ALA:HA	25:BD:108:PRO:HD2	1.90	0.44
25:BD:145:VAL:HG12	25:BD:146:GLU:O	2.18	0.44
27:BF:168:ARG:HH11	27:BF:168:ARG:CB	2.31	0.44
28:BG:39:ILE:HG23	28:BG:157:ILE:HD13	2.00	0.44
38:BU:39:LEU:HA	38:BU:39:LEU:HD23	1.74	0.44
48:B4:14:ILE:HD11	48:B4:24:THR:OG1	2.16	0.44
1:CA:142:G:H1	1:CA:221:C:H42	1.64	0.44
1:CA:1001(A):G:H2'	1:CA:1002:G:C8	2.52	0.44
1:CA:1155:G:H2'	1:CA:1156:G:H8	1.81	0.44
1:CA:1225:A:H5'	1:CA:1226:C:OP2	2.17	0.44
1:CA:1299:A:C8	1:CA:1301:U:H1'	2.52	0.44
1:CA:1459:C:P	1:CA:1460:A:OP2	2.75	0.44
2:CB:141:GLU:O	2:CB:145:LEU:HB2	2.17	0.44
3:CC:153:VAL:HG12	3:CC:196:LEU:HD12	2.00	0.44

Continued on next page...

Continued from previous page...

Atom-1	Atom-2	Interatomic distance (Å)	Clash overlap (Å)
7:CG:62:PHE:HD1	7:CG:124:LEU:HD21	1.82	0.44
19:CS:81:ARG:NH1	19:CS:81:ARG:HB2	2.31	0.44
23:DA:864:G:C6	23:DA:865:C:N4	2.86	0.44
23:DA:1717:G:C2	23:DA:1718:G:C8	3.05	0.44
23:DA:1827:C:OP2	25:DD:222:ARG:HD2	2.17	0.44
25:DD:148:GLU:CB	25:DD:151:LYS:HD2	2.47	0.44
26:DE:119:ARG:HG2	26:DE:160:TYR:HB2	2.00	0.44
27:DF:79:GLY:HA2	27:DF:86:GLY:HA2	1.99	0.44
27:DF:123:LEU:HD11	27:DF:194:MET:HE2	2.00	0.44
29:DH:38:SER:HB2	29:DH:64:LEU:HD22	1.99	0.44
29:DH:137:ASP:HB3	29:DH:140:LYS:HE2	2.00	0.44
30:DI:33:ARG:HB2	30:DI:35:LEU:HD12	1.98	0.44
35:DR:103:ARG:NH1	35:DR:103:ARG:HG2	2.33	0.44
1:AA:717:C:H4'	11:AK:117:ASN:HB3	1.99	0.44
1:AA:1003:G:N2	1:AA:1004:A:HO2'	2.14	0.44
1:AA:1057:G:C5	1:AA:1204:A:C2	3.05	0.44
1:AA:1293:G:C2	1:AA:1294:G:C4	3.06	0.44
1:AA:1441:G:H5'	1:AA:1442:G:OP1	2.17	0.44
3:AC:40:ARG:O	3:AC:44:GLU:N	2.50	0.44
8:AH:73:ASP:OD2	8:AH:75:ARG:HB2	2.18	0.44
13:AM:52:GLU:HG2	13:AM:55:ARG:HH22	1.82	0.44
13:AM:63:THR:HB	13:AM:64:TRP:CE3	2.53	0.44
17:AQ:45:HIS:CE1	17:AQ:47:PRO:HG3	2.53	0.44
23:BA:272(H):C:H6	23:BA:272(H):C:H5''	1.82	0.44
23:BA:1488:G:N1	23:BA:1489:U:O2	2.50	0.44
23:BA:1525:G:H2'	23:BA:1526:G:O4'	2.17	0.44
23:BA:1530:C:HO2'	23:BA:1531:C:P	2.35	0.44
23:BA:2031:A:C6	23:BA:2498:C:H1'	2.53	0.44
23:BA:2150:U:H2'	23:BA:2151:G:C8	2.53	0.44
23:BA:2698:U:H2'	23:BA:2699:C:C6	2.52	0.44
24:BB:13:A:N1	24:BB:69:G:O2'	2.40	0.44
25:BD:69:ARG:NH2	25:BD:128:GLY:O	2.50	0.44
34:BQ:57:HIS:CD2	34:BQ:117:ALA:HB2	2.52	0.44
52:B8:62:LEU:HB3	52:B8:65:GLU:HG2	1.99	0.44
1:CA:317:G:C6	1:CA:318:G:C5	3.06	0.44
1:CA:346:G:N2	1:CA:347:G:C8	2.86	0.44
1:CA:427:U:P	4:CD:13:ARG:HH22	2.40	0.44
1:CA:958:A:N6	1:CA:959:A:N1	2.66	0.44
1:CA:982:U:H4'	1:CA:983:A:O5'	2.17	0.44
1:CA:989:C:N4	1:CA:1216:G:N1	2.28	0.44
1:CA:1250:A:C2	1:CA:1370:G:H1'	2.53	0.44

Continued on next page...

Continued from previous page...

Atom-1	Atom-2	Interatomic distance (Å)	Clash overlap (Å)
1:CA:1296:C:H4'	1:CA:1302:U:C4	2.53	0.44
1:CA:1372:U:C4	1:CA:1373:G:C6	3.05	0.44
3:CC:71:ALA:HA	3:CC:106:VAL:N	2.32	0.44
10:CJ:51:ARG:NH2	10:CJ:61:GLU:HB3	2.33	0.44
12:CL:82:VAL:HG23	12:CL:106:ASP:OD2	2.17	0.44
13:CM:10:PRO:HG2	13:CM:45:VAL:HG21	1.98	0.44
19:CS:12:ASP:C	19:CS:14:HIS:H	2.17	0.44
23:DA:83:G:H22	23:DA:102:G:H2'	1.81	0.44
23:DA:297:C:H3'	56:DA:3761:HOH:O	2.18	0.44
23:DA:311:A:C8	23:DA:332:A:N7	2.86	0.44
23:DA:579:G:H2'	23:DA:580:C:C6	2.53	0.44
23:DA:848:G:N9	23:DA:933:A:H8	2.15	0.44
23:DA:921:G:C5	23:DA:922:U:C4	3.05	0.44
23:DA:975(A):G:H1'	23:DA:990:A:C2	2.53	0.44
23:DA:1161:C:O2'	39:DV:8:GLY:HA2	2.17	0.44
28:DG:16:ARG:HB2	28:DG:17:PRO:HD3	2.00	0.44
28:DG:178:PHE:HB3	28:DG:180:PHE:HE1	1.82	0.44
29:DH:27:LYS:HB3	29:DH:27:LYS:HE2	1.77	0.44
33:DP:77:ARG:HB2	33:DP:78:PRO:HD2	1.99	0.44
35:DR:95:THR:HG22	35:DR:116:LEU:HD23	1.99	0.44
40:DW:19:LEU:HD12	40:DW:19:LEU:HA	1.70	0.44
42:DY:68:HIS:ND1	42:DY:70:SER:HB3	2.32	0.44
52:D8:39:LYS:HA	52:D8:42:ARG:NH1	2.33	0.44
1:AA:9:G:OP1	5:AE:122:GLU:HB2	2.17	0.44
1:AA:12:U:H4'	1:AA:526:C:O2'	2.18	0.44
1:AA:115:G:H4'	1:AA:116:A:O5'	2.17	0.44
1:AA:604:G:C5	1:AA:605:U:C5	3.06	0.44
1:AA:1053:G:N7	1:AA:1199:U:H3'	2.33	0.44
1:AA:1242:C:H4'	1:AA:1303:C:O3'	2.18	0.44
1:AA:1267:C:O2	1:AA:1327:C:H4'	2.17	0.44
1:AA:1291:G:H4'	9:AI:39:GLY:HA3	2.00	0.44
1:AA:1401:G:C2	1:AA:1402:C:H1'	2.53	0.44
2:AB:97:TRP:CZ2	2:AB:101:MET:HB2	2.53	0.44
2:AB:112:VAL:HG22	2:AB:149:LEU:HD13	1.99	0.44
3:AC:22:TRP:O	10:AJ:11:PHE:HD1	2.00	0.44
4:AD:107:ARG:NE	4:AD:173:TRP:HZ2	2.15	0.44
5:AE:75:THR:HG23	5:AE:76:ILE:O	2.17	0.44
10:AJ:50:ILE:HD13	14:AN:41:ARG:NH1	2.32	0.44
12:AL:32:PHE:HB3	12:AL:84:LEU:HD11	1.99	0.44
12:AL:60:LEU:HB3	12:AL:62:SER:H	1.82	0.44
17:AQ:13:ASP:CG	17:AQ:14:LYS:N	2.71	0.44

Continued on next page...

Continued from previous page...

Atom-1	Atom-2	Interatomic distance (Å)	Clash overlap (Å)
23:BA:335:C:H2'	23:BA:336:C:C6	2.52	0.44
23:BA:1530:C:H1'	23:BA:1531:C:OP1	2.18	0.44
23:BA:1965:C:H3'	23:BA:1966:A:H2'	1.99	0.44
23:BA:2032:G:O2'	26:BE:145:LYS:NZ	2.50	0.44
23:BA:2309:A:C6	23:BA:2310:A:C2	3.05	0.44
23:BA:2478:A:H5'	53:B9:31:LYS:HD3	2.00	0.44
23:BA:2601:C:H3'	23:BA:2602:A:C8	2.53	0.44
23:BA:2881:C:H2'	23:BA:2882:A:O4'	2.18	0.44
26:BE:9:VAL:HB	37:BT:3:ARG:HG2	1.99	0.44
27:BF:64:ILE:HG13	27:BF:65:TRP:N	2.32	0.44
28:BG:59:GLU:O	28:BG:63:ILE:N	2.46	0.44
28:BG:143:GLU:H	28:BG:143:GLU:HG2	1.55	0.44
32:BO:17:ARG:HD2	32:BO:47:ILE:HG23	1.99	0.44
33:BP:71:VAL:HG23	33:BP:72:PRO:HA	2.00	0.44
40:BW:36:LEU:HA	40:BW:36:LEU:HD23	1.71	0.44
43:BZ:72:ARG:HA	43:BZ:72:ARG:HD3	1.58	0.44
43:BZ:144:LEU:HD12	43:BZ:144:LEU:HA	1.76	0.44
48:B4:9:LEU:HD22	48:B4:26:SER:HA	2.00	0.44
50:B6:47:THR:HG22	50:B6:48:VAL:N	2.31	0.44
53:B9:32:HIS:O	53:B9:34:GLN:HG3	2.18	0.44
1:CA:35:G:C2	1:CA:550:G:N3	2.85	0.44
1:CA:120:A:H2'	1:CA:121:C:H4'	1.98	0.44
1:CA:657:G:H2'	1:CA:658:G:H8	1.82	0.44
1:CA:1006:C:C2	1:CA:1023:G:N1	2.86	0.44
1:CA:1323:G:N2	1:CA:1361:G:O2'	2.51	0.44
1:CA:1459:C:H3'	1:CA:1459:C:H6	1.83	0.44
2:CB:197:VAL:HG12	2:CB:198:ASP:H	1.82	0.44
4:CD:31:CYS:O	4:CD:31:CYS:SG	2.76	0.44
5:CE:76:ILE:HD11	5:CE:142:LEU:HD11	2.00	0.44
9:CI:73:GLN:O	9:CI:76:ALA:HB3	2.18	0.44
10:CJ:96:ILE:H	10:CJ:96:ILE:HG13	1.61	0.44
20:CT:21:LYS:O	20:CT:25:ARG:HG3	2.17	0.44
23:DA:857:C:H4'	44:D0:23:VAL:HG21	1.99	0.44
23:DA:1126:A:H8	23:DA:1126:A:OP1	2.01	0.44
23:DA:1426:G:N7	25:DD:31:LYS:NZ	2.58	0.44
23:DA:1547:C:H2'	23:DA:1548:C:C6	2.53	0.44
23:DA:1557:C:H5''	23:DA:1558:A:OP2	2.18	0.44
23:DA:2117:A:N6	23:DA:2171:A:C6	2.86	0.44
23:DA:2291:U:O2'	23:DA:2374:C:O2	2.35	0.44
24:DB:96:U:H2'	24:DB:97:G:C8	2.53	0.44
25:DD:68:LYS:HD2	25:DD:70:TRP:CZ2	2.52	0.44

Continued on next page...

Continued from previous page...

Atom-1	Atom-2	Interatomic distance (Å)	Clash overlap (Å)
43:DZ:98:MET:O	43:DZ:125:LEU:HD12	2.17	0.44
44:D0:24:LYS:O	44:D0:25:ARG:HD3	2.17	0.44
1:AA:191:G:C6	1:AA:192:U:C4	3.06	0.44
1:AA:564:C:O2'	8:AH:91:ARG:NH2	2.42	0.44
1:AA:1065:U:H5'	1:AA:1190:G:N2	2.33	0.44
2:AB:55:PHE:HA	2:AB:58:ILE:CG1	2.47	0.44
4:AD:120:LEU:HB3	4:AD:126:ILE:HD11	2.00	0.44
5:AE:84:PHE:CE1	5:AE:133:TYR:HB3	2.53	0.44
7:AG:18:TYR:CZ	7:AG:58:PRO:HB2	2.53	0.44
7:AG:56:GLN:OE1	7:AG:61:VAL:HG22	2.17	0.44
7:AG:87:VAL:HA	7:AG:88:PRO:HD2	1.78	0.44
7:AG:103:TRP:HA	7:AG:106:GLN:HE21	1.82	0.44
11:AK:92:GLU:HB3	11:AK:96:ARG:HH12	1.82	0.44
14:AN:6:LEU:HD12	14:AN:9:LYS:CB	2.48	0.44
19:AS:36:ARG:NH1	19:AS:52:TYR:O	2.51	0.44
23:BA:36:G:O2'	23:BA:450:G:H2'	2.18	0.44
23:BA:63:U:OP2	56:BA:5009:HOH:O	2.21	0.44
23:BA:141:A:H8	23:BA:1408:C:O2'	1.99	0.44
23:BA:1039:G:H1'	23:BA:1117:G:N2	2.32	0.44
23:BA:1040:C:H6	23:BA:1040:C:O5'	2.00	0.44
23:BA:1108:U:O2	23:BA:1108:U:H2'	2.17	0.44
23:BA:1142(A):A:C4	23:BA:1144:G:C8	3.05	0.44
23:BA:1790:C:H2'	23:BA:1791:A:C5	2.53	0.44
23:BA:1910:G:O2'	23:BA:1911:U:H5'	2.17	0.44
23:BA:1952:A:N3	32:BO:22:ILE:HD12	2.33	0.44
23:BA:2169:A:H3'	23:BA:2170:A:C8	2.51	0.44
23:BA:2336:A:H61	44:B0:43:THR:CG2	2.29	0.44
23:BA:2463:C:H2'	23:BA:2464:C:H5'	2.00	0.44
26:BE:111:ARG:HD3	26:BE:160:TYR:CE1	2.52	0.44
27:BF:129:PHE:O	27:BF:132:VAL:HG13	2.18	0.44
32:BO:63:VAL:HG12	32:BO:106:LEU:HD11	2.00	0.44
32:BO:117:LEU:HD23	32:BO:117:LEU:HA	1.71	0.44
33:BP:38:GLN:HG3	33:BP:45:LEU:HD23	1.99	0.44
33:BP:46:LYS:HE3	33:BP:51:PHE:CD1	2.53	0.44
43:BZ:150:LEU:O	43:BZ:171:ILE:HG13	2.18	0.44
48:B4:34:GLU:CD	48:B4:35:VAL:H	2.21	0.44
51:B7:43:THR:HA	51:B7:44:PRO:HD2	1.74	0.44
1:CA:35:G:H2'	1:CA:36:C:H6	1.81	0.44
1:CA:189(B):C:H2'	1:CA:189(C):C:O4'	2.18	0.44
1:CA:328:C:H4'	1:CA:329:A:H5'	1.99	0.44
1:CA:560:U:H4'	1:CA:561:U:C5'	2.47	0.44

Continued on next page...

Continued from previous page...

Atom-1	Atom-2	Interatomic distance (Å)	Clash overlap (Å)
1:CA:687:A:H4'	11:CK:47:VAL:HG13	2.00	0.44
1:CA:979:C:O2	14:CN:19:ARG:HG2	2.18	0.44
1:CA:1065:U:H6	1:CA:1190:G:H21	1.64	0.44
1:CA:1112:C:H42	3:CC:178:LEU:HD23	1.83	0.44
1:CA:1117:G:H5''	1:CA:1117:G:C8	2.53	0.44
1:CA:1442(A):G:H2'	1:CA:1442(B):A:H5''	2.00	0.44
5:CE:71:LEU:HD23	5:CE:115:VAL:HG22	1.99	0.44
10:CJ:7:LYS:N	10:CJ:97:GLU:O	2.48	0.44
20:CT:74:LYS:HB2	20:CT:75:ASN:H	1.47	0.44
23:DA:303:U:H2'	23:DA:304:G:C8	2.53	0.44
23:DA:511:U:C5	23:DA:512:G:C5	3.05	0.44
23:DA:548:A:H61	39:DV:19:LYS:H	1.65	0.44
23:DA:733:G:N7	56:DA:3799:HOH:O	2.36	0.44
23:DA:815:C:C2	23:DA:1193:G:C2	3.06	0.44
23:DA:2064:C:H2'	23:DA:2065:C:C6	2.53	0.44
23:DA:2378:A:H4'	36:DS:23:ARG:HH11	1.83	0.44
23:DA:2687:U:H2'	23:DA:2688:U:O4'	2.18	0.44
23:DA:2748:A:C6	23:DA:2749:A:C5	3.06	0.44
23:DA:2884:U:H1'	49:D5:53:ALA:HB2	2.00	0.44
28:DG:47:LYS:HG3	28:DG:48:GLU:H	1.82	0.44
28:DG:169:ALA:O	28:DG:173:LEU:HG	2.17	0.44
33:DP:2:LYS:HG2	33:DP:4:SER:H	1.83	0.44
34:DQ:57:HIS:CD2	34:DQ:117:ALA:HB2	2.53	0.44
43:DZ:111:VAL:O	43:DZ:112:ARG:HB2	2.18	0.44
1:AA:493:G:HO2'	1:AA:494:U:H6	1.62	0.44
1:AA:627:G:C2	1:AA:628:G:C8	3.06	0.44
1:AA:926:G:H21	22:AX:94:GLN:HE22	1.66	0.44
1:AA:1308:U:OP1	13:AM:97:PRO:HA	2.18	0.44
1:AA:1418:A:H2	23:BA:1948:G:N3	2.15	0.44
1:AA:1442(A):G:C3'	1:AA:1442(B):A:H5''	2.48	0.44
9:AI:13:ALA:HB2	9:AI:68:GLY:CA	2.47	0.44
10:AJ:13:HIS:HB3	10:AJ:68:HIS:HD1	1.82	0.44
12:AL:27:LEU:C	12:AL:29:GLY:H	2.21	0.44
18:AR:33:ASP:O	18:AR:40:LEU:HD11	2.17	0.44
23:BA:102:G:O2'	23:BA:103:A:P	2.76	0.44
23:BA:493:G:H2'	23:BA:494:G:O4'	2.17	0.44
23:BA:528:A:O2'	56:BA:4483:HOH:O	1.85	0.44
23:BA:570:G:H2'	23:BA:2030:A:N7	2.33	0.44
23:BA:973:A:O4'	23:BA:1188:U:C6	2.71	0.44
23:BA:1185:C:H5''	23:BA:1186:G:OP1	2.18	0.44
23:BA:1357:U:H2'	23:BA:1358:G:O4'	2.18	0.44

Continued on next page...

Continued from previous page...

Atom-1	Atom-2	Interatomic distance (Å)	Clash overlap (Å)
23:BA:1648:C:H2'	23:BA:1649:G:O5'	2.18	0.44
23:BA:2199:A:H5''	23:BA:2200:C:OP2	2.18	0.44
23:BA:2296:U:C4	23:BA:2333:A:H1'	2.53	0.44
23:BA:2572:A:C8	26:BE:144:ARG:HD2	2.52	0.44
24:BB:7:G:H5''	24:BB:7:G:C8	2.52	0.44
30:BI:47:LEU:HD23	30:BI:47:LEU:HA	1.88	0.44
34:BQ:12:GLN:HG2	34:BQ:73:PRO:HD2	1.99	0.44
42:BY:40:GLU:O	42:BY:42:VAL:HG23	2.17	0.44
1:CA:35:G:H22	1:CA:550:G:H1'	1.83	0.44
1:CA:129(A):G:O2'	1:CA:189(F):U:OP1	2.33	0.44
1:CA:148:G:C2	1:CA:175:C:C2	3.06	0.44
1:CA:269:C:H2'	1:CA:270:A:C8	2.52	0.44
1:CA:614:A:H2'	1:CA:615:C:C6	2.53	0.44
1:CA:1030(C):G:C5	1:CA:1030(D):A:N7	2.86	0.44
1:CA:1358:U:C5	1:CA:1359:C:C4	3.06	0.44
5:CE:127:ASN:HA	5:CE:128:PRO:HD3	1.80	0.44
6:CF:25:ILE:HD12	6:CF:82:ARG:HE	1.83	0.44
10:CJ:55:LYS:O	10:CJ:56:HIS:CG	2.71	0.44
15:CO:55:GLY:O	15:CO:59:MET:HG3	2.18	0.44
15:CO:88:ARG:HA	15:CO:88:ARG:HD2	1.83	0.44
23:DA:30:G:H2'	23:DA:31:C:C6	2.53	0.44
23:DA:272(H):C:H5'	23:DA:272(I):U:OP2	2.17	0.44
23:DA:484:C:H2'	23:DA:485:C:H6	1.80	0.44
23:DA:830:G:H4'	23:DA:831:G:OP2	2.18	0.44
23:DA:1153:C:H2'	23:DA:1154:G:O4'	2.17	0.44
23:DA:1478:G:HO2'	23:DA:1558:A:H2	1.63	0.44
23:DA:1766:U:H2'	23:DA:1767:C:C6	2.53	0.44
23:DA:2119:A:OP1	23:DA:2119:A:H2'	2.18	0.44
23:DA:2133:G:N2	23:DA:2158:A:H62	2.16	0.44
28:DG:72:ARG:HD3	28:DG:85:GLY:HA2	1.99	0.44
1:AA:983:A:C2	1:AA:984:C:H5'	2.53	0.43
1:AA:1010:G:H2'	1:AA:1010:G:N3	2.33	0.43
1:AA:1151:A:O2'	1:AA:1152:A:H8	1.80	0.43
1:AA:1241:G:H2'	1:AA:1241:G:N3	2.33	0.43
1:AA:1267:C:O2'	21:AU:20:LYS:HD3	2.18	0.43
1:AA:1317:C:N3	19:AS:37:ARG:NH2	2.61	0.43
1:AA:1342:C:O2'	9:AI:124:GLN:HA	2.17	0.43
1:AA:1442(A):G:C5	1:AA:1442(B):A:N3	2.86	0.43
2:AB:70:PHE:H	2:AB:92:TYR:HA	1.83	0.43
3:AC:122:GLU:HA	3:AC:125:GLU:OE2	2.18	0.43
5:AE:43:LEU:HD21	5:AE:132:ALA:HB1	1.99	0.43

Continued on next page...

Continued from previous page...

Atom-1	Atom-2	Interatomic distance (Å)	Clash overlap (Å)
7:AG:16:LEU:HD22	9:AI:45:ALA:N	2.33	0.43
23:BA:102:G:HO2'	23:BA:103:A:P	2.40	0.43
23:BA:275:G:O2'	23:BA:276:A:H5'	2.18	0.43
23:BA:885:C:C4	23:BA:886:C:H1'	2.53	0.43
23:BA:1956:U:H2'	23:BA:1957:C:H5'	2.01	0.43
29:BH:13:LYS:HA	29:BH:14:GLY:HA2	1.60	0.43
31:BN:115:ARG:O	31:BN:118:LYS:HB2	2.18	0.43
43:BZ:151:HIS:C	43:BZ:153:SER:H	2.22	0.43
52:B8:39:LYS:HA	52:B8:42:ARG:NH1	2.33	0.43
1:CA:283:C:H2'	1:CA:284:G:O4'	2.18	0.43
1:CA:516:U:O4	1:CA:517:G:N1	2.51	0.43
1:CA:959:A:H61	19:CS:78:ARG:CA	2.29	0.43
1:CA:991:U:N3	1:CA:1212:U:H1'	2.32	0.43
1:CA:1087:G:N2	1:CA:1099:G:H1'	2.33	0.43
2:CB:70:PHE:H	2:CB:92:TYR:HA	1.82	0.43
3:CC:15:THR:HG22	3:CC:16:ARG:N	2.33	0.43
3:CC:134:ILE:CG2	3:CC:151:VAL:HB	2.46	0.43
4:CD:12:CYS:SG	4:CD:19:LEU:O	2.76	0.43
7:CG:22:LEU:HA	7:CG:22:LEU:HD12	1.78	0.43
15:CO:43:LEU:O	15:CO:44:LYS:C	2.57	0.43
23:DA:51:G:O2'	23:DA:119:A:N1	2.39	0.43
23:DA:55:G:N3	23:DA:127:A:H2	2.15	0.43
23:DA:980:A:N3	23:DA:2037:G:O2'	2.40	0.43
23:DA:1316:U:H2'	23:DA:1317:A:H8	1.83	0.43
23:DA:1804:C:O5'	23:DA:1804:C:H6	1.99	0.43
23:DA:2238:G:N7	56:DA:4648:HOH:O	2.36	0.43
23:DA:2305:A:C5'	28:DG:134:GLY:HA3	2.47	0.43
23:DA:2677:G:H2'	23:DA:2678:C:C6	2.53	0.43
24:DB:38:C:O2	24:DB:48:A:H1'	2.17	0.43
24:DB:40:U:H1'	24:DB:45:A:N6	2.33	0.43
24:DB:46:A:C5	24:DB:47:C:C5	3.06	0.43
39:DV:76:LYS:HD2	39:DV:81:TYR:CD1	2.53	0.43
1:AA:73:G:C6	1:AA:97:G:C6	3.06	0.43
1:AA:363:A:O2'	1:AA:364:A:H5'	2.17	0.43
1:AA:427:U:C4	1:AA:428:G:C6	3.05	0.43
1:AA:475:G:H2'	1:AA:476:G:H8	1.82	0.43
1:AA:636:U:H2'	1:AA:637:G:H8	1.83	0.43
1:AA:1046:A:H2'	1:AA:1047:G:O4'	2.17	0.43
1:AA:1221:G:H8	1:AA:1221:G:O5'	2.02	0.43
1:AA:1250:A:H1'	1:AA:1370:G:O2'	2.17	0.43
5:AE:144:THR:O	5:AE:148:VAL:HG23	2.18	0.43

Continued on next page...

Continued from previous page...

Atom-1	Atom-2	Interatomic distance (Å)	Clash overlap (Å)
21:AU:20:LYS:HB3	21:AU:20:LYS:HZ3	1.82	0.43
23:BA:62:C:OP1	56:BA:5009:HOH:O	2.21	0.43
23:BA:296:C:O2'	23:BA:297:C:H5'	2.18	0.43
23:BA:1740:G:H2'	23:BA:1741:A:H8	1.83	0.43
23:BA:1786:A:OP1	56:BA:4757:HOH:O	2.20	0.43
23:BA:1814:G:H4'	25:BD:51:VAL:HG21	2.01	0.43
23:BA:2119:A:N6	23:BA:2168:G:H1'	2.33	0.43
23:BA:2789:C:N3	23:BA:2894:G:O6	2.51	0.43
27:BF:64:ILE:HG13	27:BF:65:TRP:H	1.83	0.43
1:CA:559:A:N3	1:CA:559:A:H5'	2.32	0.43
1:CA:599:C:H4'	8:CH:130:GLY:C	2.38	0.43
1:CA:713:G:H2'	1:CA:714:G:C8	2.52	0.43
1:CA:957:U:H4'	19:CS:79:THR:HG23	2.00	0.43
1:CA:994:A:O2'	14:CN:8:GLU:HG2	2.18	0.43
1:CA:1014:A:H2'	1:CA:1015:A:N9	2.33	0.43
1:CA:1193:G:C5	1:CA:1194:U:C5	3.06	0.43
1:CA:1246:C:H2'	1:CA:1247:U:C6	2.53	0.43
5:CE:32:VAL:O	5:CE:43:LEU:HD12	2.18	0.43
6:CF:67:MET:HE3	6:CF:75:LEU:HD22	1.99	0.43
8:CH:36:LEU:O	8:CH:45:ILE:HD11	2.18	0.43
15:CO:78:TYR:O	15:CO:82:ILE:HG12	2.18	0.43
16:CP:14:ASN:OD1	16:CP:16:HIS:CE1	2.71	0.43
23:DA:54:G:O2'	51:D7:35:ARG:HD3	2.18	0.43
23:DA:354:G:H2'	23:DA:355:G:O4'	2.18	0.43
23:DA:824:A:H1'	23:DA:2358:G:N7	2.34	0.43
23:DA:1210:A:H8	23:DA:1210:A:C5'	2.30	0.43
23:DA:1340:U:H4'	23:DA:1394:U:O2'	2.18	0.43
23:DA:1364:G:P	45:D1:3:LYS:HG2	2.57	0.43
23:DA:2176:A:H5'	23:DA:2177:C:OP2	2.18	0.43
23:DA:2343:C:HO2'	23:DA:2373:G:HO2'	1.64	0.43
23:DA:2685:G:H2'	23:DA:2686:G:H5''	2.00	0.43
25:DD:77:ALA:HB2	25:DD:97:TYR:CD2	2.53	0.43
25:DD:96:HIS:HD2	25:DD:102:LYS:HG2	1.82	0.43
34:DQ:60:ARG:NH1	43:DZ:177:PRO:HG3	2.33	0.43
36:DS:74:ALA:CB	36:DS:108:GLY:HA3	2.48	0.43
39:DV:18:LEU:HD23	39:DV:18:LEU:HA	1.84	0.43
43:DZ:35:ARG:HA	43:DZ:35:ARG:HD2	1.64	0.43
1:AA:981:U:OP1	14:AN:6:LEU:HD11	2.19	0.43
1:AA:988:G:C2	1:AA:1218:C:C2	3.05	0.43
1:AA:1367:C:H5'	10:AJ:60:ARG:NH1	2.32	0.43
1:AA:1513:A:H2'	1:AA:1514:C:C6	2.53	0.43

Continued on next page...

Continued from previous page...

Atom-1	Atom-2	Interatomic distance (Å)	Clash overlap (Å)
4:AD:110:PHE:HD2	4:AD:148:VAL:HG22	1.84	0.43
11:AK:67:ASP:OD2	11:AK:71:LYS:HE3	2.17	0.43
12:AL:85:ILE:HD13	12:AL:85:ILE:HA	1.75	0.43
17:AQ:40:LYS:HD3	17:AQ:42:TYR:CZ	2.54	0.43
17:AQ:65:ILE:HD12	17:AQ:69:LYS:O	2.18	0.43
19:AS:31:ILE:HG23	19:AS:49:ILE:HA	1.99	0.43
23:BA:265:A:H1'	23:BA:266:G:O4'	2.19	0.43
23:BA:300:A:H3'	42:BY:84:ARG:NH2	2.33	0.43
23:BA:652(B):A:O2'	23:BA:652(C):G:H5'	2.18	0.43
23:BA:652(E):G:O6	23:BA:652(T):C:N3	2.51	0.43
23:BA:1003:G:N2	23:BA:1153:C:C2	2.86	0.43
23:BA:1050:A:H2'	23:BA:1051:G:C8	2.52	0.43
23:BA:1518:U:H2'	23:BA:1519:G:O4'	2.18	0.43
23:BA:1535:A:H3'	23:BA:1535:A:P	2.58	0.43
23:BA:1632:A:N6	23:BA:1633:G:C6	2.87	0.43
23:BA:2261:C:O2'	23:BA:2262:U:H5'	2.18	0.43
33:BP:77:ARG:HB2	33:BP:78:PRO:HD2	2.01	0.43
34:BQ:71:ASP:O	34:BQ:73:PRO:HD3	2.18	0.43
35:BR:72:ASP:O	35:BR:76:VAL:HG23	2.18	0.43
35:BR:103:ARG:NH1	35:BR:103:ARG:HG2	2.33	0.43
36:BS:56:LEU:C	36:BS:58:LEU:HD22	2.38	0.43
49:B5:45:VAL:HG11	49:B5:58:LEU:HD13	1.99	0.43
1:CA:256:U:H2'	1:CA:257:G:C8	2.53	0.43
1:CA:582:U:OP1	15:CO:64:ARG:NH1	2.51	0.43
1:CA:674:G:H2'	1:CA:675:A:H8	1.83	0.43
1:CA:883:C:O2'	1:CA:884:U:H5'	2.18	0.43
1:CA:1367:C:H5''	9:CI:114:TYR:CB	2.48	0.43
1:CA:1410:G:C4	1:CA:1491:G:N2	2.87	0.43
2:CB:55:PHE:CG	2:CB:58:ILE:HD12	2.52	0.43
2:CB:86:GLU:C	2:CB:89:GLY:H	2.22	0.43
12:CL:60:LEU:HB3	12:CL:62:SER:H	1.83	0.43
12:CL:86:ARG:HB2	12:CL:101:VAL:HG22	2.00	0.43
17:CQ:10:VAL:HG13	17:CQ:19:VAL:HB	2.00	0.43
18:CR:33:ASP:O	18:CR:40:LEU:HD11	2.18	0.43
23:DA:34:C:H5''	23:DA:35:G:OP2	2.18	0.43
23:DA:322:A:OP2	27:DF:169:ASN:HB2	2.17	0.43
23:DA:675:A:N6	23:DA:676:A:N6	2.66	0.43
23:DA:768:G:C5	56:DA:3978:HOH:O	2.67	0.43
23:DA:1513:C:H2'	23:DA:1514:U:C6	2.53	0.43
23:DA:2223:G:H2'	23:DA:2224:G:H5'	2.00	0.43
23:DA:2704:C:H2'	23:DA:2705:A:O4'	2.18	0.43

Continued on next page...

Continued from previous page...

Atom-1	Atom-2	Interatomic distance (Å)	Clash overlap (Å)
23:DA:2793:G:N2	23:DA:2804:C:H1'	2.32	0.43
27:DF:197:ASP:O	27:DF:201:VAL:HG12	2.18	0.43
36:DS:30:ARG:HG3	36:DS:97:ARG:CZ	2.48	0.43
37:DT:36:GLU:HB3	37:DT:37:GLY:H	1.72	0.43
43:DZ:45:ASP:O	43:DZ:48:PHE:N	2.50	0.43
43:DZ:166:SER:HA	43:DZ:167:PRO:HD3	1.93	0.43
45:D1:98:LEU:HD23	45:D1:98:LEU:HA	1.91	0.43
1:AA:324:G:N2	1:AA:327:A:C8	2.86	0.43
1:AA:328:C:H4'	1:AA:329:A:H5'	2.00	0.43
1:AA:854:G:H3'	1:AA:871:U:O4	2.18	0.43
1:AA:1096:C:HO2'	1:AA:1170:A:HO2'	1.61	0.43
1:AA:1324:A:H2'	1:AA:1325:C:C6	2.53	0.43
1:AA:1442(A):G:H3'	1:AA:1442(B):A:C5'	2.49	0.43
1:AA:1442(A):G:C2'	1:AA:1442(B):A:H5''	2.49	0.43
5:AE:32:VAL:HB	5:AE:58:ALA:HB1	2.00	0.43
5:AE:100:VAL:O	5:AE:107:ARG:NH2	2.52	0.43
7:AG:87:VAL:HG11	7:AG:154:TYR:O	2.19	0.43
8:AH:39:LEU:O	8:AH:43:GLY:N	2.51	0.43
9:AI:27:THR:O	9:AI:63:ILE:N	2.51	0.43
9:AI:89:ASN:C	9:AI:91:ASP:H	2.21	0.43
11:AK:110:ASP:HB3	18:AR:85:LEU:HD12	2.00	0.43
23:BA:503:A:O2'	56:BA:4932:HOH:O	2.20	0.43
23:BA:895:U:H6	23:BA:895:U:H5''	1.84	0.43
23:BA:1142(A):A:C4	23:BA:1144:G:N7	2.87	0.43
23:BA:2306:C:C4	23:BA:2307:G:O6	2.72	0.43
23:BA:2309:A:C6	23:BA:2310:A:N1	2.86	0.43
23:BA:2590:A:OP2	25:BD:238:GLY:HA2	2.18	0.43
29:BH:70:THR:HA	29:BH:73:ALA:CB	2.47	0.43
39:BV:76:LYS:HD2	39:BV:81:TYR:CD1	2.54	0.43
41:BX:15:GLU:CD	41:BX:15:GLU:H	2.21	0.43
41:BX:54:VAL:HG13	41:BX:81:VAL:HG12	2.01	0.43
45:B1:52:ARG:HA	45:B1:56:GLN:O	2.18	0.43
1:CA:18:C:H4'	1:CA:1078:U:O2	2.18	0.43
1:CA:79:G:N2	1:CA:91:C:C2	2.87	0.43
1:CA:946:A:N1	1:CA:1236:A:C2	2.87	0.43
1:CA:1149:C:O2'	1:CA:1150:U:H5'	2.18	0.43
1:CA:1210:C:H5''	1:CA:1211:U:C6	2.54	0.43
1:CA:1270:C:H2'	1:CA:1271:G:C8	2.52	0.43
1:CA:1321:C:H3'	1:CA:1322:C:H2'	2.00	0.43
1:CA:1362:C:O2'	1:CA:1363:C:H5'	2.17	0.43
1:CA:1379:G:H2'	1:CA:1380:U:H5'	2.00	0.43

Continued on next page...

Continued from previous page...

Atom-1	Atom-2	Interatomic distance (Å)	Clash overlap (Å)
1:CA:1443:G:O6	1:CA:1459:C:C1'	2.66	0.43
1:CA:1457:G:C6	1:CA:1458:G:C6	3.06	0.43
2:CB:158:LEU:HA	2:CB:159:PRO:HD3	1.92	0.43
3:CC:21:ARG:O	3:CC:58:GLU:HG3	2.18	0.43
7:CG:115:ARG:O	7:CG:118:VAL:HG23	2.18	0.43
13:CM:14:ARG:NH1	13:CM:41:PRO:HB2	2.32	0.43
13:CM:58:GLU:O	13:CM:61:GLU:HB2	2.19	0.43
23:DA:272(E):G:C2	23:DA:364:C:N3	2.87	0.43
23:DA:842:G:H2'	23:DA:843:G:O4'	2.17	0.43
23:DA:2387:U:OP1	44:D0:55:ARG:NH2	2.51	0.43
23:DA:2494:G:C4	23:DA:2495:G:C8	3.06	0.43
23:DA:2774:C:H2'	23:DA:2775:A:O4'	2.19	0.43
25:DD:145:VAL:HG12	25:DD:146:GLU:O	2.18	0.43
26:DE:52:LEU:O	26:DE:76:ARG:HG2	2.18	0.43
28:DG:43:LEU:HB3	28:DG:44:GLY:H	1.64	0.43
35:DR:103:ARG:HG2	35:DR:103:ARG:HH11	1.83	0.43
35:DR:103:ARG:HH11	35:DR:103:ARG:CG	2.32	0.43
44:D0:56:ASP:N	44:D0:56:ASP:OD2	2.48	0.43
46:D2:10:LEU:HA	46:D2:10:LEU:HD23	1.75	0.43
1:AA:109:A:C6	1:AA:326:G:C6	3.06	0.43
1:AA:397:A:H3'	1:AA:397:A:N3	2.34	0.43
1:AA:614:A:H2'	1:AA:615:C:H6	1.82	0.43
1:AA:625:G:C6	1:AA:626:U:C4	3.06	0.43
1:AA:675:A:H2'	1:AA:676:A:C8	2.53	0.43
1:AA:730:G:C5	1:AA:731:G:H1'	2.53	0.43
1:AA:1176:A:H8	1:AA:1176:A:O5'	2.02	0.43
1:AA:1320:C:H5'	19:AS:70:LYS:HB2	2.00	0.43
4:AD:91:SER:O	4:AD:95:GLY:N	2.37	0.43
6:AF:68:PRO:HG2	6:AF:71:ARG:HD2	2.00	0.43
8:AH:9:MET:SD	8:AH:32:LYS:HB3	2.59	0.43
13:AM:68:GLY:H	13:AM:71:ARG:HE	1.66	0.43
17:AQ:76:LEU:HD21	17:AQ:79:SER:H	1.83	0.43
23:BA:94:C:H2'	23:BA:94:C:O2	2.17	0.43
23:BA:316:C:N4	56:BA:5253:HOH:O	2.50	0.43
23:BA:729:G:H2'	23:BA:1775:U:H1'	1.99	0.43
23:BA:769:G:H5'	23:BA:1379:A:N6	2.33	0.43
23:BA:885:C:H3'	23:BA:886:C:O4'	2.19	0.43
23:BA:2165:G:H2'	23:BA:2166:G:H8	1.83	0.43
25:BD:33:LEU:HD23	25:BD:33:LEU:HA	1.63	0.43
28:BG:76:SER:CA	28:BG:83:ARG:HA	2.45	0.43
33:BP:106:LEU:HD23	33:BP:106:LEU:HA	1.83	0.43

Continued on next page...

Continued from previous page...

Atom-1	Atom-2	Interatomic distance (Å)	Clash overlap (Å)
1:CA:164:U:H2'	1:CA:165:C:C6	2.54	0.43
1:CA:277:C:OP1	17:CQ:68:ARG:NH2	2.48	0.43
1:CA:384:G:H2'	1:CA:385:C:H6	1.82	0.43
1:CA:397:A:H3'	1:CA:397:A:N3	2.34	0.43
1:CA:445:G:N3	1:CA:445:G:H2'	2.33	0.43
1:CA:650:G:O2'	1:CA:651:C:H5'	2.18	0.43
1:CA:965:A:H4'	1:CA:966:G:O5'	2.18	0.43
1:CA:1348:U:H2'	1:CA:1349:A:C8	2.53	0.43
1:CA:1357:A:C8	1:CA:1358:U:C5	3.07	0.43
2:CB:28:PHE:CD2	2:CB:194:PRO:HG3	2.51	0.43
17:CQ:13:ASP:CG	17:CQ:14:LYS:N	2.71	0.43
23:DA:234:C:H2'	23:DA:235:U:C6	2.54	0.43
23:DA:475:U:C4	23:DA:481:G:O6	2.71	0.43
23:DA:1358:G:O2'	23:DA:1359:A:H5'	2.18	0.43
23:DA:1722:A:C5	23:DA:1740:G:C6	3.07	0.43
23:DA:1740:G:H2'	23:DA:1741:A:H8	1.83	0.43
23:DA:2070:G:C2	23:DA:2442:C:C2	3.07	0.43
23:DA:2470:G:C2	23:DA:2471:C:C6	3.07	0.43
23:DA:2556:C:H2'	23:DA:2557:G:O4'	2.19	0.43
23:DA:2850:A:OP2	23:DA:2866:U:H5	2.01	0.43
33:DP:27:HIS:O	33:DP:31:ALA:HA	2.19	0.43
33:DP:59:LEU:HD11	52:D8:10:ALA:CB	2.45	0.43
38:DU:39:LEU:HD23	38:DU:39:LEU:HA	1.85	0.43
40:DW:14:PRO:HG2	40:DW:78:GLU:HG2	1.99	0.43
41:DX:50:LYS:HB3	41:DX:84:ALA:HB2	1.99	0.43
1:AA:79:G:N2	1:AA:91:C:O2	2.52	0.43
1:AA:622:A:C8	1:AA:623:C:C5	3.07	0.43
1:AA:687:A:H4'	11:AK:47:VAL:HG13	2.01	0.43
1:AA:1305:G:H5''	21:AU:5:ASP:CA	2.46	0.43
1:AA:1391:U:H2'	1:AA:1392:G:H8	1.83	0.43
1:AA:1442(A):G:H2'	1:AA:1442(B):A:H5''	2.00	0.43
4:AD:78:LEU:HD23	4:AD:78:LEU:HA	1.77	0.43
4:AD:106:TYR:CD2	4:AD:106:TYR:C	2.91	0.43
12:AL:93:LEU:HA	12:AL:93:LEU:HD23	1.83	0.43
16:AP:40:ASP:HA	16:AP:41:PRO:HD2	1.91	0.43
23:BA:744:G:OP1	26:BE:132:HIS:ND1	2.50	0.43
23:BA:1655:A:H3'	23:BA:1656:C:H6	1.84	0.43
23:BA:1842:G:C5	23:BA:1843:C:C4	3.06	0.43
23:BA:1954:G:O2'	23:BA:1956:U:O4	2.19	0.43
23:BA:2125:G:N2	23:BA:2126:A:H62	2.17	0.43
23:BA:2290:G:C2	23:BA:2343:C:O2	2.72	0.43

Continued on next page...

Continued from previous page...

Atom-1	Atom-2	Interatomic distance (Å)	Clash overlap (Å)
23:BA:2360:A:H2'	23:BA:2361:A:O4'	2.19	0.43
25:BD:5:LYS:HB3	25:BD:5:LYS:HE3	1.77	0.43
25:BD:154:LYS:H	25:BD:154:LYS:HG2	1.70	0.43
25:BD:155:LEU:HD23	25:BD:177:LEU:HD22	1.99	0.43
27:BF:32:LEU:HD21	27:BF:105:VAL:HG13	2.01	0.43
31:BN:67:LEU:HA	31:BN:67:LEU:HD22	1.73	0.43
32:BO:21:CYS:HB2	32:BO:39:ILE:HD12	1.99	0.43
1:CA:65:U:H6	1:CA:65:U:H5''	1.83	0.43
1:CA:142:G:C4	1:CA:143:A:C8	3.07	0.43
1:CA:189(F):U:C5	17:CQ:72:ARG:NH2	2.86	0.43
1:CA:370:C:H2'	1:CA:371:G:C8	2.53	0.43
1:CA:441:A:H3'	1:CA:442:C:C6	2.54	0.43
1:CA:527:G:O2'	1:CA:535:A:N1	2.46	0.43
1:CA:949:A:OP1	13:CM:101:GLN:HB3	2.19	0.43
1:CA:1295:G:H2'	1:CA:1296:C:H5'	2.01	0.43
2:CB:80:ILE:HG12	2:CB:211:ILE:HG22	2.01	0.43
5:CE:30:ALA:O	5:CE:45:PHE:HD1	2.01	0.43
7:CG:31:MET:HG3	7:CG:35:LYS:O	2.18	0.43
8:CH:88:LYS:HB3	8:CH:89:PRO:HD2	2.01	0.43
9:CI:18:PHE:HD1	9:CI:62:TYR:HD2	1.66	0.43
9:CI:28:VAL:O	9:CI:31:GLN:HG2	2.18	0.43
13:CM:70:LEU:O	13:CM:74:VAL:HG23	2.18	0.43
16:CP:38:TYR:CD2	16:CP:38:TYR:N	2.86	0.43
19:CS:36:ARG:HG2	19:CS:51:VAL:HG12	2.00	0.43
23:DA:39:C:H2'	23:DA:40:C:C6	2.53	0.43
23:DA:363(A):A:H2'	23:DA:363(B):G:H8	1.82	0.43
23:DA:819:A:OP2	23:DA:1187:G:N2	2.35	0.43
23:DA:2259:G:C2	23:DA:2282:G:N1	2.87	0.43
23:DA:2273:A:O2'	23:DA:2274:A:H5'	2.19	0.43
23:DA:2287:A:C5	23:DA:2289:G:C5	3.06	0.43
23:DA:2315:G:H2'	23:DA:2316:C:C6	2.53	0.43
23:DA:2695:C:H2'	23:DA:2696:U:H6	1.84	0.43
23:DA:2760:C:C2'	23:DA:2761:G:H5''	2.45	0.43
23:DA:2850:A:OP2	23:DA:2866:U:C5	2.72	0.43
28:DG:19:LEU:HD22	28:DG:23:PHE:CE1	2.51	0.43
29:DH:83:TYR:O	29:DH:134:SER:HA	2.19	0.43
30:DI:83:ALA:HA	30:DI:89:TYR:CD2	2.54	0.43
33:DP:101:VAL:HG23	33:DP:106:LEU:HB3	2.00	0.43
34:DQ:66:ILE:HG12	34:DQ:104:PHE:CD2	2.53	0.43
35:DR:29:LEU:HB3	35:DR:75:LEU:HD21	1.99	0.43
35:DR:38:VAL:HB	35:DR:39:PRO:HD3	1.99	0.43

Continued on next page...

Continued from previous page...

Atom-1	Atom-2	Interatomic distance (Å)	Clash overlap (Å)
41:DX:5:TYR:HB3	46:D2:33:MET:HB2	2.00	0.43
1:AA:327:A:C5	1:AA:329:A:C5	3.06	0.43
1:AA:604:G:H2'	1:AA:605:U:O4'	2.18	0.43
1:AA:1044:A:H2'	1:AA:1045:C:H4'	2.00	0.43
1:AA:1352:C:H5''	21:AU:3:LYS:HE2	2.00	0.43
3:AC:48:TYR:O	3:AC:50:ALA:N	2.50	0.43
4:AD:173:TRP:CD1	4:AD:174:LEU:HG	2.53	0.43
7:AG:41:ARG:O	7:AG:44:TYR:N	2.50	0.43
7:AG:58:PRO:HA	7:AG:61:VAL:CG2	2.47	0.43
10:AJ:12:ASP:OD2	10:AJ:13:HIS:N	2.43	0.43
12:AL:62:SER:C	12:AL:64:TYR:H	2.21	0.43
15:AO:55:GLY:HA2	15:AO:58:MET:HG3	1.99	0.43
23:BA:857:C:N4	23:BA:858:U:O4	2.52	0.43
23:BA:1042:G:C6	23:BA:1043:C:C4	3.07	0.43
23:BA:1049:C:H41	23:BA:1111:A:H2	1.63	0.43
23:BA:1169:G:H1	23:BA:1180:C:H42	1.64	0.43
23:BA:1693:U:O2'	23:BA:1695:G:O6	2.29	0.43
23:BA:2356:C:O3'	44:B0:20:ARG:HD3	2.18	0.43
32:BO:98:VAL:HG22	32:BO:118:ALA:HA	2.01	0.43
36:BS:10:ARG:O	36:BS:14:VAL:HG12	2.18	0.43
37:BT:80:SER:HA	37:BT:81:PRO:HD2	1.74	0.43
1:CA:35:G:C6	1:CA:550:G:C2	3.07	0.43
1:CA:187:C:H2'	1:CA:188:C:C6	2.54	0.43
1:CA:267:C:OP2	17:CQ:67:LYS:HD2	2.19	0.43
1:CA:614:A:C6	1:CA:627:G:N1	2.87	0.43
1:CA:929:G:C6	1:CA:930:C:C4	3.07	0.43
1:CA:1005:A:N7	1:CA:1024:G:O2'	2.52	0.43
1:CA:1013:G:O2'	1:CA:1014:A:C8	2.69	0.43
1:CA:1137:C:C5'	1:CA:1138:G:C6	3.01	0.43
1:CA:1178:G:N2	1:CA:1181:G:N7	2.65	0.43
1:CA:1299:A:H2'	1:CA:1299:A:N3	2.33	0.43
1:CA:1350:A:N1	1:CA:1372:U:O2	2.51	0.43
3:CC:53:ALA:CB	3:CC:112:SER:HB2	2.48	0.43
3:CC:67:THR:HG22	3:CC:69:HIS:CE1	2.53	0.43
4:CD:106:TYR:C	4:CD:106:TYR:CD2	2.90	0.43
5:CE:7:GLU:HG2	5:CE:112:LEU:HD22	2.01	0.43
6:CF:10:LEU:HB2	6:CF:59:TYR:HB3	2.00	0.43
8:CH:4:ASP:HA	8:CH:5:PRO:HD3	1.91	0.43
8:CH:8:ASP:O	8:CH:12:ARG:N	2.43	0.43
8:CH:29:SER:HB3	8:CH:32:LYS:CG	2.43	0.43
23:DA:271(H):G:O2'	23:DA:271(I):G:P	2.76	0.43

Continued on next page...

Continued from previous page...

Atom-1	Atom-2	Interatomic distance (Å)	Clash overlap (Å)
23:DA:428:A:H8	23:DA:428:A:OP2	2.02	0.43
23:DA:566:U:H2'	23:DA:567:A:O4'	2.19	0.43
23:DA:1287:A:C5	23:DA:1288:U:C4	3.07	0.43
23:DA:1419:A:C8	23:DA:1421:G:C6	3.06	0.43
23:DA:1893:C:C5	23:DA:1894:C:C5	3.06	0.43
23:DA:2286:A:OP1	50:D6:29:ASN:ND2	2.52	0.43
23:DA:2301:C:H2'	23:DA:2302:G:C8	2.54	0.43
23:DA:2647:U:H2'	23:DA:2648:C:C6	2.54	0.43
25:DD:10:THR:OG1	25:DD:13:ARG:HB2	2.19	0.43
31:DN:58:ASP:OD1	31:DN:58:ASP:N	2.51	0.43
43:DZ:93:ASP:HA	43:DZ:130:PRO:HG2	2.00	0.43
43:DZ:151:HIS:C	43:DZ:153:SER:H	2.21	0.43
45:D1:52:ARG:HA	45:D1:56:GLN:O	2.18	0.43
1:AA:189(B):C:H2'	1:AA:189(C):C:O4'	2.18	0.43
1:AA:671:G:H2'	1:AA:672:U:C6	2.53	0.43
1:AA:762:C:H2'	1:AA:763:G:H8	1.84	0.43
1:AA:863:U:H2'	1:AA:865:A:OP2	2.18	0.43
1:AA:1055:A:H62	1:AA:1200:C:N4	2.16	0.43
1:AA:1254:C:H5''	10:AJ:45:ARG:HH21	1.82	0.43
8:AH:25:ASP:HA	8:AH:59:LEU:O	2.19	0.43
12:AL:11:VAL:HG22	17:AQ:29:HIS:CD2	2.53	0.43
16:AP:71:ARG:O	16:AP:75:ARG:N	2.52	0.43
23:BA:219:G:C6	56:BA:3973:HOH:O	2.72	0.43
23:BA:451:C:H5'	56:BA:4580:HOH:O	2.19	0.43
23:BA:527:C:C4	23:BA:2779:U:H2'	2.54	0.43
23:BA:757:U:H2'	23:BA:758:C:O4'	2.19	0.43
23:BA:760:G:H2'	23:BA:761:A:O4'	2.19	0.43
23:BA:1341:U:OP2	23:BA:1394:U:O2'	2.26	0.43
23:BA:2028:U:H2'	23:BA:2029:G:O4'	2.18	0.43
23:BA:2801(A):A:H1'	23:BA:2895:U:H1'	2.00	0.43
24:BB:28:C:OP1	36:BS:36:TYR:OH	2.23	0.43
28:BG:122:PRO:HG3	28:BG:180:PHE:HD2	1.84	0.43
30:BI:59:ALA:HA	30:BI:62:LYS:HB2	2.01	0.43
39:BV:52:VAL:HG23	39:BV:52:VAL:O	2.18	0.43
43:BZ:137:ILE:HG23	43:BZ:156:LYS:HD2	2.01	0.43
1:CA:352:C:O2	1:CA:352:C:H2'	2.18	0.43
1:CA:652:U:O4	1:CA:752:G:O2'	2.33	0.43
1:CA:741:G:H2'	1:CA:742:G:C8	2.53	0.43
1:CA:941:G:N2	9:CI:124:GLN:HE22	2.15	0.43
1:CA:1112:C:N4	3:CC:178:LEU:HD23	2.33	0.43
1:CA:1415:G:C6	1:CA:1486:G:C6	3.06	0.43

Continued on next page...

Continued from previous page...

Atom-1	Atom-2	Interatomic distance (Å)	Clash overlap (Å)
4:CD:155:LEU:HD23	4:CD:156:GLU:N	2.33	0.43
13:CM:15:VAL:HG13	13:CM:43:THR:O	2.19	0.43
17:CQ:45:HIS:CE1	17:CQ:47:PRO:HG3	2.54	0.43
19:CS:16:LEU:CB	19:CS:20:LEU:HD12	2.49	0.43
23:DA:188:G:N2	23:DA:208:C:N3	2.46	0.43
23:DA:221:A:N1	23:DA:265:A:O2'	2.47	0.43
23:DA:533:G:H5'	38:DU:24:TYR:CD2	2.53	0.43
23:DA:1169:G:N2	23:DA:1181:C:C2	2.87	0.43
23:DA:1204:A:H2	23:DA:1241:A:N6	2.04	0.43
26:DE:5:LEU:HD21	26:DE:79:ARG:HB2	2.01	0.43
28:DG:98:ARG:NH1	28:DG:98:ARG:HB2	2.33	0.43
30:DI:108:THR:OG1	30:DI:109:ILE:N	2.51	0.43
32:DO:106:LEU:HA	32:DO:106:LEU:HD23	1.75	0.43
35:DR:103:ARG:NH1	35:DR:108:GLY:O	2.52	0.43
43:DZ:28:MET:HG2	43:DZ:37:VAL:HG11	2.00	0.43
43:DZ:44:PHE:CE2	43:DZ:86:VAL:HG11	2.54	0.43
51:D7:24:THR:O	51:D7:28:ARG:HG3	2.19	0.43
52:D8:54:GLU:O	52:D8:58:ILE:HG12	2.19	0.43
1:AA:318:G:H2'	1:AA:319:G:H8	1.83	0.43
1:AA:499:A:H4'	1:AA:500:G:H5'	2.00	0.43
1:AA:811:C:H4'	1:AA:900:A:N6	2.34	0.43
1:AA:970:C:C2	1:AA:1231:G:H1'	2.54	0.43
3:AC:70:VAL:N	3:AC:104:GLN:O	2.42	0.43
6:AF:60:PHE:O	6:AF:61:LEU:HD12	2.19	0.43
8:AH:4:ASP:HB2	8:AH:89:PRO:HG3	2.01	0.43
12:AL:53:ARG:HG2	12:AL:93:LEU:HD11	2.01	0.43
19:AS:35:SER:HB3	19:AS:38:SER:HB3	2.01	0.43
20:AT:55:ILE:O	20:AT:58:LYS:N	2.52	0.43
22:AX:4:ASN:HB2	22:AX:37:VAL:O	2.18	0.43
22:AX:76:GLY:O	22:AX:79:ASP:HB3	2.19	0.43
23:BA:223:A:O2'	23:BA:420:C:O2	2.35	0.43
23:BA:548:A:H61	39:BV:19:LYS:H	1.67	0.43
23:BA:557:U:H2'	23:BA:558:G:H8	1.84	0.43
23:BA:903:C:H2'	23:BA:904:C:C6	2.53	0.43
23:BA:2133:G:H2'	23:BA:2158:A:H61	1.83	0.43
25:BD:159:ALA:HB1	25:BD:198:ASN:O	2.19	0.43
26:BE:9:VAL:HG13	26:BE:25:VAL:O	2.19	0.43
28:BG:10:LYS:O	28:BG:14:GLU:HB3	2.19	0.43
29:BH:3:ARG:HG3	29:BH:3:ARG:NH1	2.34	0.43
39:BV:65:GLY:HA3	39:BV:91:TYR:CZ	2.54	0.43
48:B4:40:HIS:HA	48:B4:41:PRO:HD3	1.81	0.43

Continued on next page...

Continued from previous page...

Atom-1	Atom-2	Interatomic distance (Å)	Clash overlap (Å)
1:CA:292:G:C5	1:CA:293:G:H1'	2.53	0.43
1:CA:604:G:C6	1:CA:605:U:C4	3.07	0.43
1:CA:984:C:H2'	1:CA:985:C:C6	2.53	0.43
1:CA:1003:G:O2'	1:CA:1024:G:N2	2.52	0.43
1:CA:1026:G:H3'	1:CA:1027:C:C5'	2.49	0.43
1:CA:1265:G:O2'	1:CA:1266:G:H5'	2.18	0.43
3:CC:19:GLU:HB3	3:CC:40:ARG:NH2	2.34	0.43
5:CE:41:VAL:O	5:CE:67:VAL:HG12	2.17	0.43
6:CF:95:GLU:HA	6:CF:96:PRO:HD3	1.90	0.43
8:CH:14:ARG:O	8:CH:18:ARG:HD3	2.19	0.43
9:CI:9:ARG:HG3	9:CI:14:VAL:HG22	2.01	0.43
13:CM:64:TRP:HB2	13:CM:66:LEU:HD23	2.00	0.43
17:CQ:19:VAL:HG23	17:CQ:44:ALA:HB3	2.01	0.43
23:DA:328:U:H4'	42:DY:68:HIS:CD2	2.54	0.43
23:DA:1503:U:H2'	23:DA:1504:C:C6	2.53	0.43
23:DA:1647:G:P	23:DA:1647:G:H3'	2.59	0.43
23:DA:1946:U:H2'	23:DA:1947:C:C6	2.54	0.43
23:DA:2031:A:C6	23:DA:2498:C:H1'	2.54	0.43
23:DA:2119:A:N6	23:DA:2168:G:H1'	2.34	0.43
26:DE:52:LEU:HA	26:DE:53:PRO:HD2	1.82	0.43
35:DR:28:LEU:HD12	35:DR:48:VAL:HG21	2.00	0.43
43:DZ:137:ILE:HG23	43:DZ:156:LYS:HD2	2.01	0.43
52:D8:62:LEU:HB3	52:D8:65:GLU:HG2	1.99	0.43
1:AA:11:G:C6	1:AA:12:U:C4	3.07	0.43
1:AA:66:G:N2	1:AA:172:A:N3	2.67	0.43
1:AA:352:C:H2'	1:AA:352:C:O2	2.17	0.43
1:AA:707:C:O2'	1:AA:708:C:H5'	2.18	0.43
1:AA:713:G:H2'	1:AA:714:G:C8	2.54	0.43
1:AA:1237:C:H2'	1:AA:1335:C:C5'	2.49	0.43
1:AA:1442:G:C8	1:AA:1442(A):G:C5	3.07	0.43
2:AB:25:ASN:HA	2:AB:26:PRO:HD2	1.88	0.43
4:AD:32:ALA:O	4:AD:36:ARG:N	2.51	0.43
4:AD:61:LYS:HE3	4:AD:62:GLN:OE1	2.18	0.43
5:AE:41:VAL:O	5:AE:67:VAL:HG12	2.19	0.43
7:AG:26:PHE:CD1	7:AG:101:LEU:HD22	2.54	0.43
9:AI:20:ARG:HA	9:AI:21:PRO:HD2	1.90	0.43
9:AI:48:GLU:OE2	9:AI:48:GLU:HA	2.18	0.43
22:AX:29:GLN:C	22:AX:30:TYR:HD2	2.23	0.43
23:BA:272(H):C:H5'	23:BA:272(I):U:OP2	2.18	0.43
23:BA:658:C:H2'	23:BA:659:C:C6	2.54	0.43
23:BA:1011:G:C4	23:BA:1151:G:N2	2.87	0.43

Continued on next page...

Continued from previous page...

Atom-1	Atom-2	Interatomic distance (Å)	Clash overlap (Å)
23:BA:1163:G:O2'	23:BA:1164:G:H5'	2.18	0.43
23:BA:1425:G:H2'	23:BA:1426:G:C8	2.54	0.43
23:BA:1586:A:H2'	23:BA:1587:A:H5'	2.01	0.43
23:BA:1804:C:O5'	23:BA:1804:C:H6	2.01	0.43
23:BA:1804:C:H2'	23:BA:1805:U:H6	1.83	0.43
23:BA:1957:C:H2'	23:BA:1958:C:C6	2.54	0.43
23:BA:2296:U:C4	23:BA:2333:A:N3	2.87	0.43
23:BA:2307:G:H5'	23:BA:2308:G:C2	2.53	0.43
23:BA:2793:G:N2	23:BA:2804:C:H1'	2.34	0.43
25:BD:112:GLN:O	25:BD:115:GLN:HG2	2.19	0.43
27:BF:12:LEU:HD22	27:BF:12:LEU:HA	1.73	0.43
28:BG:124:SER:HB2	28:BG:131:TYR:CZ	2.53	0.43
29:BH:69:ARG:HG3	29:BH:70:THR:N	2.33	0.43
37:BT:90:GLN:HG3	37:BT:91:ARG:N	2.34	0.43
43:BZ:124:ILE:HD11	43:BZ:165:VAL:HG11	2.00	0.43
43:BZ:128:VAL:HG23	43:BZ:161:VAL:HG22	2.00	0.43
53:B9:6:SER:O	53:B9:6:SER:OG	2.37	0.43
1:CA:902:G:H2'	1:CA:903:G:H8	1.84	0.43
1:CA:1010:G:C4	1:CA:1011:G:C8	3.07	0.43
1:CA:1013:G:N2	1:CA:1017:G:C6	2.87	0.43
1:CA:1070:U:H2'	1:CA:1071:C:H6	1.84	0.43
1:CA:1238:A:C8	1:CA:1239:A:C8	3.07	0.43
1:CA:1279:A:O2'	1:CA:1282:C:N4	2.52	0.43
3:CC:13:GLY:HA3	14:CN:57:ARG:NH2	2.30	0.43
4:CD:177:ASP:CG	4:CD:180:GLY:HA3	2.39	0.43
5:CE:126:ARG:HA	5:CE:131:ILE:HD11	2.00	0.43
10:CJ:39:PRO:HG3	10:CJ:70:ARG:HH21	1.84	0.43
13:CM:16:ASP:HB3	13:CM:34:LEU:CD1	2.48	0.43
23:DA:64:A:O3'	41:DX:71:GLY:HA3	2.19	0.43
23:DA:1035:U:O4	56:DA:4641:HOH:O	2.22	0.43
23:DA:1042:G:C6	23:DA:1043:C:C4	3.07	0.43
23:DA:1356:G:C6	23:DA:1357:U:C4	3.07	0.43
23:DA:1586:A:H2'	23:DA:1587:A:H5'	2.00	0.43
23:DA:2171:A:H4'	23:DA:2172:U:O5'	2.18	0.43
23:DA:2360:A:H2'	23:DA:2361:A:O4'	2.18	0.43
23:DA:2593:U:H2'	23:DA:2594:C:C6	2.54	0.43
25:DD:101:GLU:OE1	25:DD:103:ARG:NH1	2.46	0.43
29:DH:90:LYS:O	29:DH:160:LYS:HA	2.19	0.43
33:DP:107:LYS:O	33:DP:110:TYR:HB2	2.19	0.43
36:DS:96:GLY:N	36:DS:99:LYS:HB3	2.34	0.43
37:DT:37:GLY:HA2	37:DT:38:ASN:HA	1.52	0.43

Continued on next page...

Continued from previous page...

Atom-1	Atom-2	Interatomic distance (Å)	Clash overlap (Å)
40:DW:36:LEU:HD23	40:DW:36:LEU:HA	1.77	0.43
46:D2:50:ILE:O	46:D2:52:ASP:N	2.45	0.43
46:D2:61:LEU:HD23	46:D2:61:LEU:HA	1.84	0.43
1:AA:113:G:N3	1:AA:353:A:O2'	2.46	0.42
1:AA:445:G:H3'	1:AA:446:G:H8	1.84	0.42
1:AA:1044:A:OP2	1:AA:1044:A:H8	2.02	0.42
1:AA:1118:C:N3	1:AA:1155:G:N2	2.56	0.42
1:AA:1240:U:O2	7:AG:38:LEU:HD23	2.20	0.42
1:AA:1348:U:C4	1:AA:1373:G:N2	2.87	0.42
1:AA:1373:G:H5''	7:AG:36:LYS:HD2	2.00	0.42
2:AB:16:HIS:CD2	2:AB:213:LEU:HD12	2.54	0.42
2:AB:216:SER:O	2:AB:219:VAL:N	2.52	0.42
3:AC:36:ASP:OD2	3:AC:36:ASP:N	2.52	0.42
5:AE:14:ARG:HE	5:AE:16:THR:HG22	1.84	0.42
9:AI:113:LYS:HD3	9:AI:113:LYS:N	2.34	0.42
17:AQ:45:HIS:O	17:AQ:73:VAL:HG23	2.18	0.42
17:AQ:60:ILE:O	17:AQ:62:SER:OG	2.33	0.42
19:AS:36:ARG:HB2	19:AS:72:GLY:HA2	1.99	0.42
23:BA:271(K):U:H6	23:BA:271(K):U:H2'	1.60	0.42
23:BA:968:G:H2'	23:BA:969:U:O4'	2.19	0.42
23:BA:1047:G:H2'	23:BA:1110:G:C2	2.54	0.42
23:BA:1205:U:H4'	23:BA:1206:G:OP2	2.19	0.42
23:BA:1546:C:H5'	23:BA:1547:C:H5'	2.00	0.42
25:BD:85:ASP:OD2	25:BD:88:ARG:NH1	2.49	0.42
25:BD:118:VAL:N	25:BD:129:ASN:HD22	2.03	0.42
25:BD:223:GLY:HA3	25:BD:231:HIS:CE1	2.54	0.42
26:BE:134:ILE:H	26:BE:134:ILE:HG13	1.71	0.42
27:BF:140:LEU:HD13	27:BF:140:LEU:HA	1.61	0.42
28:BG:16:ARG:HB2	28:BG:17:PRO:HD3	2.01	0.42
28:BG:146:TYR:O	28:BG:149:VAL:HG12	2.19	0.42
29:BH:3:ARG:NH2	29:BH:5:GLY:H	2.17	0.42
29:BH:54:ARG:HA	29:BH:55:PRO:HD2	1.87	0.42
30:BI:40:THR:C	30:BI:42:SER:N	2.73	0.42
34:BQ:70:PRO:HA	34:BQ:94:VAL:O	2.19	0.42
46:B2:56:GLN:O	46:B2:60:LEU:HG	2.19	0.42
50:B6:30:THR:O	50:B6:30:THR:OG1	2.37	0.42
1:CA:235:C:H2'	1:CA:236:G:H8	1.84	0.42
1:CA:565:U:OP2	1:CA:566:G:O2'	2.30	0.42
1:CA:1050:G:N1	1:CA:1208:C:O2	2.40	0.42
1:CA:1234:C:C4	1:CA:1235:U:C4	3.07	0.42
1:CA:1283:G:N2	1:CA:1284:C:C2	2.87	0.42

Continued on next page...

Continued from previous page...

Atom-1	Atom-2	Interatomic distance (Å)	Clash overlap (Å)
1:CA:1288:A:C6	1:CA:1371:G:H1'	2.54	0.42
2:CB:14:GLY:HA3	2:CB:16:HIS:HE1	1.84	0.42
3:CC:12:LEU:HD22	3:CC:18:TRP:CE3	2.53	0.42
3:CC:113:ALA:HB1	3:CC:200:ALA:HB3	2.01	0.42
5:CE:8:GLU:CB	5:CE:34:VAL:HG23	2.49	0.42
10:CJ:55:LYS:O	10:CJ:55:LYS:HG2	2.17	0.42
11:CK:41:THR:HG22	11:CK:42:TRP:N	2.34	0.42
13:CM:97:PRO:HG3	13:CM:110:ARG:HB3	2.00	0.42
22:CX:30:TYR:N	22:CX:30:TYR:CD2	2.86	0.42
23:DA:12:U:O2	23:DA:12:U:H2'	2.19	0.42
23:DA:1352:U:P	56:DA:3935:HOH:O	2.71	0.42
23:DA:1359:A:N6	23:DA:1372:U:C5	2.87	0.42
23:DA:1488:G:C2	23:DA:1489:U:O2	2.72	0.42
23:DA:2252:G:H2'	23:DA:2253:G:O4'	2.18	0.42
23:DA:2474:C:H5''	23:DA:2475:C:OP2	2.18	0.42
23:DA:2544:G:H2'	23:DA:2545:G:O4'	2.19	0.42
23:DA:2678:C:H2'	23:DA:2679:A:O4'	2.19	0.42
24:DB:28:C:H2'	24:DB:29:A:O4'	2.19	0.42
24:DB:78:A:C2	24:DB:100:A:C4	3.07	0.42
27:DF:41:LEU:O	27:DF:44:ARG:HG2	2.19	0.42
28:DG:5:VAL:HG12	48:D4:25:TYR:HE1	1.81	0.42
30:DI:92:VAL:CG1	30:DI:120:ILE:HB	2.49	0.42
31:DN:36:GLY:HA3	31:DN:49:GLY:HA2	2.01	0.42
34:DQ:63:LYS:HD2	34:DQ:65:PHE:CZ	2.53	0.42
34:DQ:137:TYR:HE2	43:DZ:49:ARG:NH1	2.17	0.42
48:D4:16:CYS:HB3	48:D4:20:ASN:HB3	2.00	0.42
1:AA:237:C:H5''	17:AQ:25:ARG:CZ	2.49	0.42
1:AA:1004:A:H5'	1:AA:1025:U:O4	2.19	0.42
1:AA:1221:G:H4'	19:AS:77:THR:HG21	2.00	0.42
1:AA:1456:G:O2'	20:AT:39:LYS:HD3	2.19	0.42
2:AB:158:LEU:HA	2:AB:159:PRO:HD3	1.97	0.42
5:AE:8:GLU:CB	5:AE:34:VAL:HG23	2.49	0.42
6:AF:14:LEU:HD22	6:AF:18:GLN:CB	2.49	0.42
13:AM:69:GLU:C	13:AM:71:ARG:H	2.21	0.42
17:AQ:29:HIS:HB3	17:AQ:33:GLY:N	2.34	0.42
17:AQ:63:ARG:HA	17:AQ:64:PRO:HD3	1.86	0.42
20:AT:21:LYS:O	20:AT:25:ARG:HG3	2.18	0.42
23:BA:39:C:H2'	23:BA:40:C:H6	1.83	0.42
23:BA:302:C:O2'	23:BA:303:U:H5'	2.20	0.42
23:BA:673:C:H5''	27:BF:81:PRO:HD2	2.01	0.42
23:BA:686:G:N2	23:BA:788:A:H61	2.17	0.42

Continued on next page...

Continued from previous page...

Atom-1	Atom-2	Interatomic distance (Å)	Clash overlap (Å)
23:BA:1488:G:H5''	23:BA:1489:U:OP2	2.18	0.42
23:BA:1891:G:O5'	23:BA:1891:G:H8	2.03	0.42
23:BA:2079:U:O3'	45:B1:35:THR:OG1	2.35	0.42
23:BA:2302:G:O2'	28:BG:126:ASP:O	2.32	0.42
25:BD:154:LYS:HB2	25:BD:155:LEU:HD12	2.01	0.42
26:BE:170:LEU:HA	26:BE:170:LEU:HD12	1.77	0.42
27:BF:88:VAL:HG21	27:BF:91:GLY:HA3	2.01	0.42
27:BF:106:ARG:H	27:BF:106:ARG:HG2	1.37	0.42
30:BI:140:LEU:HD23	30:BI:140:LEU:HA	1.82	0.42
31:BN:62:VAL:CG1	31:BN:66:LYS:HB2	2.49	0.42
46:B2:61:LEU:HD23	46:B2:61:LEU:HA	1.76	0.42
47:B3:8:LEU:HD13	47:B3:31:LEU:HD23	2.00	0.42
1:CA:132:C:H2'	1:CA:133:U:O4'	2.19	0.42
1:CA:151:A:C2	1:CA:152:A:H1'	2.54	0.42
1:CA:373:A:H2'	1:CA:374:A:H8	1.84	0.42
1:CA:429:U:H3'	4:CD:22:LYS:HZ1	1.84	0.42
1:CA:1055:A:N6	1:CA:1206:G:N7	2.68	0.42
1:CA:1055:A:C8	1:CA:1206:G:C2	3.07	0.42
1:CA:1093:A:C2	1:CA:1095:U:H5''	2.54	0.42
1:CA:1350:A:C6	1:CA:1351:U:C4	3.07	0.42
4:CD:111:ALA:HB1	4:CD:116:GLN:OE1	2.19	0.42
7:CG:26:PHE:CE2	7:CG:30:ILE:HD11	2.54	0.42
9:CI:27:THR:CG2	9:CI:30:GLY:H	2.33	0.42
16:CP:22:THR:HA	16:CP:33:ILE:HG12	2.01	0.42
20:CT:74:LYS:HE2	20:CT:74:LYS:HB3	1.84	0.42
23:DA:190:A:O5'	23:DA:205:G:N2	2.51	0.42
23:DA:236:C:H2'	23:DA:237:C:C6	2.54	0.42
23:DA:330:A:H2	23:DA:1210:A:C2'	2.20	0.42
23:DA:479:A:H4'	23:DA:480:A:OP1	2.17	0.42
23:DA:588:U:O4	23:DA:670:A:H1'	2.20	0.42
23:DA:807:U:OP2	33:DP:41:ARG:NH2	2.52	0.42
23:DA:817:C:O2'	23:DA:839:U:H5''	2.20	0.42
23:DA:839:U:H2'	23:DA:840:C:C6	2.54	0.42
23:DA:866:A:C6	23:DA:914:C:C5	3.07	0.42
23:DA:1022:G:C5	23:DA:1140:C:C4	3.08	0.42
23:DA:1046:A:O2'	23:DA:1047:G:OP2	2.31	0.42
23:DA:1649:G:N1	23:DA:2009:G:C6	2.87	0.42
23:DA:1823:G:OP1	25:DD:54:ARG:NH1	2.53	0.42
23:DA:2169:A:H3'	23:DA:2170:A:C8	2.54	0.42
23:DA:2580:U:C5	23:DA:2581:G:C6	3.07	0.42
23:DA:2684:U:C4	23:DA:2685:G:N7	2.87	0.42

Continued on next page...

Continued from previous page...

Atom-1	Atom-2	Interatomic distance (Å)	Clash overlap (Å)
23:DA:2706:G:O2'	35:DR:64:ARG:HD3	2.19	0.42
26:DE:21:VAL:HA	26:DE:22:PRO:HD2	1.94	0.42
31:DN:15:LEU:HD12	31:DN:137:LYS:HG2	1.99	0.42
33:DP:38:GLN:O	33:DP:39:LYS:HB3	2.19	0.42
43:DZ:27:VAL:HA	43:DZ:35:ARG:O	2.19	0.42
1:AA:5:U:H5''	1:AA:6:G:C8	2.54	0.42
1:AA:405:U:O4	4:AD:2:GLY:N	2.53	0.42
1:AA:818:G:HO2'	1:AA:820:U:H6	1.64	0.42
1:AA:1095:U:H2'	1:AA:1096:C:H6	1.83	0.42
1:AA:1099:G:H3'	1:AA:1100:C:C6	2.53	0.42
1:AA:1238:A:H2'	1:AA:1239:A:H8	1.83	0.42
1:AA:1297:C:O2'	7:AG:114:ARG:NH2	2.52	0.42
1:AA:1309:G:C6	1:AA:1310:G:C5	3.07	0.42
2:AB:110:GLN:H	2:AB:110:GLN:HG3	1.51	0.42
4:AD:128:VAL:HA	4:AD:145:GLU:O	2.20	0.42
7:AG:16:LEU:HD22	9:AI:44:VAL:O	2.19	0.42
7:AG:113:GLU:O	7:AG:119:ARG:HD3	2.19	0.42
12:AL:33:ARG:HD2	12:AL:33:ARG:HA	1.76	0.42
17:AQ:5:VAL:HG22	17:AQ:60:ILE:HG13	2.01	0.42
19:AS:33:THR:HG21	19:AS:49:ILE:HG23	2.01	0.42
22:AX:67:GLY:HA3	22:AX:72:ALA:HB3	2.00	0.42
23:BA:1031:G:H1	23:BA:1123:C:H42	1.66	0.42
23:BA:2298:A:H2'	23:BA:2299:G:O4'	2.19	0.42
23:BA:2791:C:N4	23:BA:2893:G:O4'	2.52	0.42
24:BB:9:G:OP1	36:BS:25:ARG:NH2	2.52	0.42
25:BD:136:ILE:HA	25:BD:137:PRO:HD3	1.92	0.42
26:BE:40:GLU:H	26:BE:40:GLU:CD	2.22	0.42
26:BE:52:LEU:HA	26:BE:53:PRO:HD2	1.83	0.42
31:BN:36:GLY:O	31:BN:42:TRP:HD1	2.03	0.42
32:BO:3:GLN:HB2	32:BO:4:PRO:HD2	2.01	0.42
35:BR:103:ARG:HG2	35:BR:103:ARG:HH11	1.85	0.42
43:BZ:24:LEU:HD22	43:BZ:41:LEU:HD23	2.01	0.42
43:BZ:61:LEU:HA	43:BZ:61:LEU:HD13	1.72	0.42
48:B4:14:ILE:HG23	48:B4:31:ILE:HB	2.01	0.42
1:CA:1192:C:H3'	1:CA:1192:C:C6	2.54	0.42
1:CA:1198:G:H2'	1:CA:1199:U:C6	2.55	0.42
1:CA:1250:A:N1	1:CA:1251:A:C2	2.87	0.42
1:CA:1263:C:N3	1:CA:1272:G:O6	2.51	0.42
1:CA:1321:C:H5''	1:CA:1322:C:H2'	2.01	0.42
1:CA:1378:C:OP2	7:CG:2:ALA:HB2	2.19	0.42
2:CB:132:LYS:O	2:CB:135:GLN:HG2	2.19	0.42

Continued on next page...

Continued from previous page...

Atom-1	Atom-2	Interatomic distance (Å)	Clash overlap (Å)
4:CD:100:ARG:NH1	4:CD:137:SER:HA	2.35	0.42
10:CJ:9:ARG:HG2	10:CJ:69:ASN:CG	2.39	0.42
12:CL:114:LYS:O	12:CL:117:ARG:HG3	2.20	0.42
15:CO:57:LEU:O	15:CO:60:VAL:N	2.52	0.42
17:CQ:66:SER:HB3	17:CQ:69:LYS:HD3	2.00	0.42
23:DA:248:G:H5'	23:DA:250:G:N7	2.35	0.42
23:DA:311:A:C6	23:DA:328:U:C4	3.07	0.42
23:DA:362:U:O2'	23:DA:363:G:H5''	2.20	0.42
23:DA:623:G:H2'	23:DA:624:C:C6	2.54	0.42
23:DA:744:G:OP1	26:DE:132:HIS:ND1	2.50	0.42
23:DA:1292:U:H2'	23:DA:1293:C:C6	2.54	0.42
23:DA:2683:C:O2	32:DO:70:LYS:NZ	2.29	0.42
25:DD:180:GLY:HA3	25:DD:275:LYS:CG	2.49	0.42
25:DD:180:GLY:HA3	25:DD:275:LYS:HG2	2.00	0.42
28:DG:138:GLN:HE21	28:DG:144:ILE:HD13	1.83	0.42
32:DO:11:ALA:O	32:DO:99:PHE:N	2.40	0.42
34:DQ:66:ILE:HG12	34:DQ:104:PHE:HD2	1.84	0.42
37:DT:19:LEU:HA	37:DT:20:PRO:HD3	1.79	0.42
39:DV:52:VAL:HG21	39:DV:55:ALA:HB3	2.01	0.42
43:DZ:128:VAL:HG23	43:DZ:161:VAL:HG22	2.01	0.42
45:D1:32:LYS:HE2	45:D1:32:LYS:HB3	1.90	0.42
46:D2:9:GLN:HE22	46:D2:56:GLN:HG2	1.84	0.42
48:D4:1:MET:HB3	48:D4:6:HIS:CD2	2.53	0.42
1:AA:62:U:H5''	1:AA:385:C:O2	2.20	0.42
1:AA:716:A:N3	11:AK:118:GLY:HA2	2.35	0.42
1:AA:950:U:N3	1:AA:951:G:N7	2.67	0.42
1:AA:1053:G:C6	1:AA:1199:U:H2'	2.54	0.42
1:AA:1111:A:N1	3:AC:177:THR:HG23	2.34	0.42
1:AA:1172:C:C2	1:AA:1173:G:C8	3.07	0.42
1:AA:1255:G:H3'	1:AA:1279:A:N6	2.34	0.42
1:AA:1277:C:C2'	1:AA:1279:A:H8	2.32	0.42
1:AA:1363:C:H5'	1:AA:1363(A):A:O5'	2.19	0.42
2:AB:165:VAL:O	2:AB:187:LEU:HB3	2.20	0.42
3:AC:164:ARG:HE	3:AC:164:ARG:HB2	1.38	0.42
12:AL:114:LYS:O	12:AL:117:ARG:HG3	2.19	0.42
23:BA:340:A:H2'	23:BA:341:G:O4'	2.19	0.42
23:BA:362:U:O2'	23:BA:363:G:H5''	2.19	0.42
23:BA:528:A:C2'	23:BA:529:A:H5'	2.49	0.42
23:BA:674:G:H1'	27:BF:74:ARG:CD	2.48	0.42
23:BA:1352:U:O2	23:BA:1570:A:H2	2.02	0.42
23:BA:1434:A:O2'	23:BA:1435:G:H5'	2.19	0.42

Continued on next page...

Continued from previous page...

Atom-1	Atom-2	Interatomic distance (Å)	Clash overlap (Å)
23:BA:2065:C:H2'	23:BA:2066:C:C6	2.54	0.42
23:BA:2584:U:H2'	23:BA:2585:U:H2'	2.00	0.42
31:BN:12:ARG:HD3	31:BN:50:ASP:OD2	2.19	0.42
37:BT:13:ARG:H	37:BT:13:ARG:HG2	1.27	0.42
1:CA:512:U:H2'	1:CA:513:C:C6	2.53	0.42
1:CA:624:C:H2'	1:CA:625:G:H8	1.85	0.42
1:CA:748:C:O5'	1:CA:748:C:H6	2.03	0.42
1:CA:827:U:H5''	1:CA:828:A:OP2	2.19	0.42
1:CA:1150:U:O2'	10:CJ:39:PRO:HB2	2.19	0.42
1:CA:1157:A:OP1	1:CA:1158:C:C5	2.72	0.42
1:CA:1251:A:N6	1:CA:1285:A:C6	2.85	0.42
1:CA:1345:U:C5	1:CA:1377:A:C2	3.08	0.42
1:CA:1366:C:OP1	9:CI:117:HIS:ND1	2.52	0.42
2:CB:32:ILE:HD11	2:CB:40:HIS:HB3	2.00	0.42
2:CB:52:GLU:HG2	2:CB:56:ARG:NH1	2.35	0.42
2:CB:78:GLN:C	2:CB:94:ASN:HD21	2.22	0.42
3:CC:11:ARG:HB2	3:CC:11:ARG:NH1	2.31	0.42
4:CD:18:LYS:HD2	4:CD:33:MET:HB2	2.02	0.42
5:CE:89:ILE:HD13	5:CE:90:VAL:N	2.34	0.42
22:CX:31:PHE:CG	22:CX:85:LEU:HB3	2.54	0.42
23:DA:279:C:H42	23:DA:361:G:H1	1.66	0.42
23:DA:576:U:H2'	23:DA:577:G:C8	2.54	0.42
23:DA:2202:C:H2'	23:DA:2203:U:O4'	2.19	0.42
23:DA:2235:G:H2'	23:DA:2236:C:C6	2.54	0.42
24:DB:7:G:H5''	24:DB:7:G:C8	2.54	0.42
26:DE:35:GLN:HG3	26:DE:36:ARG:N	2.35	0.42
26:DE:93:VAL:HG13	56:DE:402:HOH:O	2.19	0.42
28:DG:143:GLU:H	28:DG:143:GLU:HG2	1.51	0.42
31:DN:34:LEU:HD12	31:DN:34:LEU:HA	1.76	0.42
33:DP:52:GLU:CD	52:D8:57:ARG:HH12	2.22	0.42
36:DS:95:HIS:C	36:DS:99:LYS:HB3	2.39	0.42
38:DU:83:LEU:HD12	38:DU:113:ALA:HB2	2.01	0.42
40:DW:65:LEU:HD23	40:DW:65:LEU:HA	1.86	0.42
47:D3:8:LEU:HD13	47:D3:31:LEU:HD23	2.02	0.42
1:AA:684:A:N6	56:AA:2047:HOH:O	2.46	0.42
1:AA:1137:C:C5'	1:AA:1138:G:C6	3.02	0.42
1:AA:1237:C:C4	1:AA:1336:C:C2	3.08	0.42
1:AA:1373:G:H5''	7:AG:36:LYS:CD	2.50	0.42
1:AA:1443:G:O6	1:AA:1459:C:C2	2.72	0.42
1:AA:1501:C:N4	1:AA:1504:G:C2	2.87	0.42
2:AB:19:HIS:HE1	2:AB:205:ASP:OD1	2.02	0.42

Continued on next page...

Continued from previous page...

Atom-1	Atom-2	Interatomic distance (Å)	Clash overlap (Å)
4:AD:97:LEU:HA	4:AD:97:LEU:HD23	1.78	0.42
4:AD:108:LEU:CB	4:AD:110:PHE:HE1	2.33	0.42
10:AJ:17:ASP:O	10:AJ:21:GLN:HB2	2.20	0.42
13:AM:96:LEU:C	13:AM:110:ARG:HD3	2.40	0.42
13:AM:106:ASN:HB3	13:AM:107:ALA:H	1.68	0.42
23:BA:322:A:H4'	23:BA:323:G:OP2	2.20	0.42
23:BA:479:A:H4'	23:BA:480:A:OP1	2.20	0.42
23:BA:571:A:H5'	23:BA:2030:A:N7	2.35	0.42
23:BA:705:A:C2	23:BA:727:A:H1'	2.55	0.42
23:BA:824:A:H1'	23:BA:2358:G:N7	2.34	0.42
23:BA:1107:G:N7	23:BA:1108:U:C5	2.88	0.42
23:BA:1441:G:H2'	23:BA:1442:G:C8	2.55	0.42
23:BA:1912:A:HO2'	23:BA:1913:A:P	2.43	0.42
23:BA:2065:C:H2'	23:BA:2066:C:H6	1.85	0.42
23:BA:2070:G:C2	23:BA:2442:C:C2	3.08	0.42
23:BA:2632:A:O2'	23:BA:2811:G:O2'	2.21	0.42
27:BF:64:ILE:HD11	27:BF:75:HIS:HB2	2.02	0.42
28:BG:47:LYS:HA	28:BG:88:ILE:HG22	2.01	0.42
30:BI:5:LEU:HD11	30:BI:19:VAL:HG22	2.01	0.42
30:BI:39:ALA:HB1	30:BI:44:LEU:HD11	2.01	0.42
34:BQ:110:THR:HG23	34:BQ:113:GLN:HB2	2.00	0.42
42:BY:51:VAL:O	42:BY:51:VAL:HG12	2.20	0.42
45:B1:82:LEU:CA	45:B1:85:LEU:HD23	2.36	0.42
47:B3:4:LEU:HD23	47:B3:4:LEU:HA	1.88	0.42
1:CA:384:G:H2'	1:CA:385:C:C6	2.54	0.42
1:CA:617:G:C2	1:CA:618:C:C5	3.08	0.42
1:CA:773:G:H4'	25:DD:202:LYS:HE2	2.01	0.42
1:CA:1003:G:H2'	1:CA:1004:A:H4'	2.01	0.42
1:CA:1057:G:H2'	1:CA:1058:G:H8	1.85	0.42
1:CA:1105:A:N1	1:CA:1106:G:C5	2.87	0.42
1:CA:1203:C:P	14:CN:3:ARG:HH12	2.42	0.42
1:CA:1306:A:H62	1:CA:1331:G:N2	2.17	0.42
2:CB:114:ARG:HD2	2:CB:114:ARG:O	2.19	0.42
3:CC:12:LEU:O	14:CN:57:ARG:NH1	2.52	0.42
4:CD:112:VAL:HG22	4:CD:116:GLN:OE1	2.19	0.42
4:CD:158:ILE:O	4:CD:162:LEU:HD12	2.19	0.42
9:CI:46:ALA:CB	9:CI:77:ILE:HB	2.48	0.42
10:CJ:50:ILE:HD12	10:CJ:50:ILE:N	2.31	0.42
13:CM:15:VAL:O	13:CM:18:ALA:HB3	2.19	0.42
17:CQ:29:HIS:HB3	17:CQ:33:GLY:N	2.34	0.42
23:DA:323:G:OP1	23:DA:338:G:N2	2.48	0.42

Continued on next page...

Continued from previous page...

Atom-1	Atom-2	Interatomic distance (Å)	Clash overlap (Å)
23:DA:566:U:OP1	33:DP:29:LYS:HD2	2.19	0.42
23:DA:656:G:H2'	23:DA:657:U:O4'	2.19	0.42
23:DA:719:C:H2'	23:DA:720:C:C6	2.54	0.42
23:DA:916:G:H5'	23:DA:917:A:OP1	2.20	0.42
23:DA:1288:U:O2'	23:DA:1647:G:N2	2.52	0.42
23:DA:1489:U:H3'	23:DA:1489:U:C6	2.53	0.42
23:DA:1638:C:H4'	23:DA:2710:C:O2	2.19	0.42
23:DA:1799:G:H5'	23:DA:1819:A:N6	2.33	0.42
23:DA:1913:A:H3'	23:DA:1913:A:P	2.59	0.42
23:DA:2018:G:H2'	23:DA:2019:A:O4'	2.19	0.42
23:DA:2114:A:H3'	23:DA:2115:G:C8	2.55	0.42
23:DA:2273:A:H2'	23:DA:2274:A:H8	1.83	0.42
23:DA:2290:G:O2'	23:DA:2381:C:H1'	2.20	0.42
23:DA:2309:A:C6	23:DA:2310:A:C2	3.08	0.42
23:DA:2664:G:H3'	56:DA:3746:HOH:O	2.18	0.42
23:DA:2755:C:C4	53:D9:19:ARG:NH1	2.87	0.42
25:DD:39:LYS:NZ	25:DD:57:GLY:O	2.53	0.42
28:DG:43:LEU:HD22	28:DG:90:LEU:HG	2.01	0.42
31:DN:23:LEU:HB2	31:DN:60:ILE:HG12	2.00	0.42
36:DS:56:LEU:O	36:DS:58:LEU:HD22	2.20	0.42
37:DT:27:THR:HB	37:DT:89:VAL:HG23	2.02	0.42
38:DU:82:GLY:HA3	38:DU:113:ALA:HB1	2.00	0.42
41:DX:11:PRO:HD3	46:D2:37:PHE:CE2	2.55	0.42
1:AA:167:G:H2'	1:AA:168:G:C8	2.54	0.42
1:AA:353:A:H5'	1:AA:353:A:C8	2.51	0.42
1:AA:571:U:O5'	1:AA:571:U:H6	2.03	0.42
1:AA:741:G:H2'	1:AA:742:G:H8	1.85	0.42
1:AA:819:A:H4'	1:AA:820:U:OP2	2.20	0.42
1:AA:951:G:N1	1:AA:1231:G:N7	2.67	0.42
1:AA:1067:A:H1'	1:AA:1068:G:O4'	2.19	0.42
1:AA:1248:A:H2	1:AA:1289:A:H62	1.67	0.42
2:AB:70:PHE:CD2	2:AB:163:PHE:HB3	2.54	0.42
3:AC:11:ARG:HD3	3:AC:15:THR:HG21	2.01	0.42
3:AC:43:LEU:HD23	3:AC:43:LEU:HA	1.67	0.42
3:AC:153:VAL:HG13	3:AC:197:GLY:O	2.20	0.42
6:AF:25:ILE:HD12	6:AF:82:ARG:HE	1.84	0.42
13:AM:88:ARG:O	13:AM:88:ARG:HG2	2.19	0.42
14:AN:53:LEU:HA	14:AN:54:PRO:HD3	1.69	0.42
16:AP:9:PHE:CD2	16:AP:18:ARG:HG3	2.54	0.42
21:AU:12:LYS:CE	21:AU:19:GLY:HA3	2.48	0.42
23:BA:248:G:H5'	23:BA:250:G:N7	2.34	0.42

Continued on next page...

Continued from previous page...

Atom-1	Atom-2	Interatomic distance (Å)	Clash overlap (Å)
23:BA:586:A:C2	23:BA:1254:A:C2	3.08	0.42
23:BA:764:A:OP1	25:BD:208:LYS:HE2	2.19	0.42
23:BA:853:G:H1	23:BA:924:C:H42	1.67	0.42
23:BA:928:G:H8	23:BA:928:G:O5'	2.03	0.42
23:BA:1166:C:O2	23:BA:1184:G:C2	2.73	0.42
23:BA:1259:G:O2'	23:BA:1260:G:H5'	2.20	0.42
23:BA:1489:U:H3'	23:BA:1489:U:H6	1.83	0.42
23:BA:1747(A):G:N7	56:BA:5107:HOH:O	2.36	0.42
23:BA:1749:A:N6	56:BA:5361:HOH:O	2.53	0.42
23:BA:2273:A:O2'	23:BA:2274:A:H5'	2.18	0.42
23:BA:2464:C:O2'	23:BA:2465:C:H5''	2.19	0.42
23:BA:2821:A:H2'	23:BA:2822:G:O4'	2.19	0.42
24:BB:79:C:O5'	24:BB:79:C:H6	2.02	0.42
25:BD:130:ALA:HA	25:BD:192:THR:HA	2.01	0.42
25:BD:146:GLU:HB2	25:BD:189:CYS:HB3	2.02	0.42
28:BG:110:ALA:HA	28:BG:140:ILE:O	2.19	0.42
29:BH:94:TYR:N	29:BH:94:TYR:CD1	2.87	0.42
32:BO:115:VAL:HG13	32:BO:121:VAL:HG21	2.02	0.42
34:BQ:39:PRO:HA	34:BQ:97:VAL:O	2.19	0.42
1:CA:170:U:O2'	1:CA:171:A:H5'	2.20	0.42
1:CA:1160:G:O6	1:CA:1181:G:C6	2.73	0.42
1:CA:1166:G:N2	1:CA:1169:A:H3'	2.35	0.42
1:CA:1459:C:H2'	1:CA:1460:A:C8	2.55	0.42
3:CC:179:ARG:HG3	3:CC:206:GLU:OE1	2.20	0.42
23:DA:229:A:C8	23:DA:229:A:OP1	2.73	0.42
23:DA:271(S):G:C6	23:DA:271(T):C:C4	3.07	0.42
23:DA:663:G:C6	23:DA:664:C:C4	3.08	0.42
23:DA:674:G:H1'	27:DF:74:ARG:CD	2.49	0.42
23:DA:922:U:H2'	23:DA:923:C:C6	2.55	0.42
23:DA:1287:A:H5''	23:DA:1288:U:OP2	2.19	0.42
23:DA:1849:G:H2'	23:DA:1850:G:C8	2.55	0.42
23:DA:1927:A:H2'	23:DA:1928:A:C8	2.54	0.42
23:DA:2309:A:C6	23:DA:2310:A:N1	2.88	0.42
23:DA:2420:C:O5'	23:DA:2420:C:H6	2.02	0.42
23:DA:2836:U:H2'	23:DA:2837:G:C8	2.55	0.42
24:DB:91:C:C2'	24:DB:92:C:H5'	2.49	0.42
26:DE:29:GLY:HA3	56:DE:402:HOH:O	2.20	0.42
27:DF:112:MET:HE2	27:DF:112:MET:HB2	1.86	0.42
33:DP:59:LEU:HD23	33:DP:59:LEU:HA	1.70	0.42
33:DP:82:GLY:HA2	33:DP:113:LYS:O	2.20	0.42
37:DT:118:ARG:HA	37:DT:118:ARG:NE	2.34	0.42

Continued on next page...

Continued from previous page...

Atom-1	Atom-2	Interatomic distance (Å)	Clash overlap (Å)
53:D9:32:HIS:O	53:D9:34:GLN:HG3	2.19	0.42
1:AA:116:A:OP2	1:AA:116:A:C8	2.73	0.42
1:AA:184:G:H5'	1:AA:224:C:O2'	2.20	0.42
1:AA:502:G:OP1	12:AL:117:ARG:N	2.52	0.42
1:AA:709:G:H2'	1:AA:710:G:C8	2.55	0.42
1:AA:757:U:OP1	1:AA:822:C:O2'	2.34	0.42
1:AA:778:G:H2'	1:AA:779:C:O4'	2.20	0.42
1:AA:958:A:H8	1:AA:958:A:OP1	2.02	0.42
1:AA:1063:C:OP2	1:AA:1064:G:O2'	2.37	0.42
1:AA:1077:G:N2	1:AA:1079:G:H3'	2.35	0.42
1:AA:1134:G:H2'	1:AA:1135:U:H5'	2.01	0.42
1:AA:1207:G:O2'	1:AA:1208:C:H5'	2.20	0.42
1:AA:1299:A:H2'	1:AA:1301:U:H1'	2.01	0.42
1:AA:1305:G:H2'	21:AU:5:ASP:HA	2.02	0.42
2:AB:14:GLY:HA3	2:AB:16:HIS:HE1	1.85	0.42
2:AB:70:PHE:HB2	2:AB:92:TYR:CB	2.49	0.42
2:AB:77:ALA:HB1	2:AB:211:ILE:HG21	2.00	0.42
10:AJ:66:ARG:HB3	10:AJ:68:HIS:NE2	2.34	0.42
12:AL:42:THR:HB	12:AL:52:LEU:HD12	2.01	0.42
13:AM:91:ARG:HB2	13:AM:98:VAL:HG13	2.01	0.42
16:AP:20:VAL:HG21	16:AP:32:TYR:CG	2.55	0.42
23:BA:219:G:O6	56:BA:3973:HOH:O	2.22	0.42
23:BA:804:A:H5''	23:BA:805:G:OP1	2.20	0.42
23:BA:1153:C:H2'	23:BA:1154:G:O4'	2.19	0.42
23:BA:1356:G:C5	23:BA:1357:U:C5	3.07	0.42
23:BA:1717:G:C2	23:BA:1718:G:C8	3.08	0.42
23:BA:2161:C:C5	23:BA:2162:G:N7	2.88	0.42
23:BA:2304:G:O6	23:BA:2312:U:O4	2.37	0.42
24:BB:75:G:H5''	24:BB:76:G:OP2	2.20	0.42
24:BB:78:A:C2	24:BB:100:A:C4	3.08	0.42
28:BG:138:GLN:HE22	28:BG:153:ARG:NH2	2.18	0.42
29:BH:137:ASP:HB3	29:BH:140:LYS:CB	2.49	0.42
33:BP:101:VAL:HG12	33:BP:102:ARG:N	2.34	0.42
37:BT:64:ARG:HB2	37:BT:73:GLU:HG2	2.00	0.42
43:BZ:27:VAL:HA	43:BZ:35:ARG:O	2.19	0.42
1:CA:235:C:H2'	1:CA:236:G:C8	2.55	0.42
1:CA:331:G:O4'	56:CA:1860:HOH:O	2.21	0.42
1:CA:439:A:C4	1:CA:496:A:C2	3.08	0.42
1:CA:472:A:H4'	16:CP:80:PHE:O	2.20	0.42
1:CA:1001(A):G:N2	1:CA:1040:U:C2	2.88	0.42
1:CA:1128:C:H1'	1:CA:1146:A:N1	2.35	0.42

Continued on next page...

Continued from previous page...

Atom-1	Atom-2	Interatomic distance (Å)	Clash overlap (Å)
1:CA:1151:A:C4	1:CA:1152:A:C8	3.08	0.42
1:CA:1286:A:H2	21:CU:22:ARG:NH2	2.09	0.42
1:CA:1309:G:C6	1:CA:1329:A:N6	2.87	0.42
1:CA:1460:A:H2'	1:CA:1461:G:O4'	2.19	0.42
6:CF:68:PRO:HG2	6:CF:71:ARG:HD2	2.01	0.42
7:CG:43:PHE:O	7:CG:43:PHE:CD1	2.73	0.42
16:CP:23:ASP:OD1	16:CP:25:ARG:HG3	2.20	0.42
17:CQ:86:GLU:O	17:CQ:90:ILE:HG13	2.18	0.42
23:DA:335:C:H2'	23:DA:336:C:C6	2.55	0.42
23:DA:696:G:O2'	23:DA:697:C:H5'	2.20	0.42
23:DA:860:U:C2	23:DA:2268:A:C8	3.08	0.42
23:DA:1300:U:H4'	23:DA:1301:A:H5'	2.02	0.42
23:DA:1577:C:OP2	56:DA:4265:HOH:O	2.21	0.42
23:DA:1844:C:OP1	25:DD:257:LEU:HD23	2.19	0.42
23:DA:1932:A:H2'	23:DA:1933:G:O4'	2.19	0.42
23:DA:2005:A:H5''	23:DA:2006:C:OP2	2.20	0.42
23:DA:2561:A:H2'	23:DA:2562:U:O4'	2.19	0.42
23:DA:2862:G:H2'	23:DA:2863:C:H6	1.85	0.42
24:DB:40:U:H1'	24:DB:45:A:H61	1.83	0.42
24:DB:96:U:H2'	24:DB:97:G:H8	1.85	0.42
27:DF:64:ILE:HG13	27:DF:65:TRP:H	1.85	0.42
30:DI:9:LEU:HB3	30:DI:12:LEU:HB2	2.01	0.42
32:DO:17:ARG:HD2	32:DO:47:ILE:HG23	2.02	0.42
33:DP:55:ARG:HA	56:DP:309:HOH:O	2.20	0.42
34:DQ:70:PRO:HA	34:DQ:94:VAL:O	2.19	0.42
34:DQ:78:PRO:O	34:DQ:81:VAL:HG13	2.20	0.42
38:DU:43:GLY:HA3	39:DV:73:SER:OG	2.18	0.42
43:DZ:152:ALA:HA	43:DZ:155:LEU:HB2	2.00	0.42
1:AA:346:G:N2	1:AA:347:G:C8	2.88	0.42
1:AA:602:A:C6	1:AA:603:U:N3	2.88	0.42
1:AA:922:G:C6	1:AA:923:A:C6	3.07	0.42
1:AA:1004:A:N6	1:AA:1034:G:H2'	2.31	0.42
1:AA:1009:G:N3	1:AA:1010:G:H1'	2.34	0.42
2:AB:69:LEU:HD13	2:AB:92:TYR:HA	2.02	0.42
2:AB:110:GLN:O	2:AB:114:ARG:HB2	2.20	0.42
3:AC:23:TYR:CD1	10:AJ:10:GLY:HA2	2.55	0.42
17:AQ:99:SER:C	17:AQ:100:LYS:HD3	2.40	0.42
23:BA:27:G:HO2'	23:BA:28:A:P	2.42	0.42
23:BA:330:A:H2	23:BA:1210:A:C2'	2.24	0.42
23:BA:839:U:H2'	23:BA:840:C:C6	2.54	0.42
23:BA:1011:G:C2	23:BA:1151:G:C2	3.07	0.42

Continued on next page...

Continued from previous page...

Atom-1	Atom-2	Interatomic distance (Å)	Clash overlap (Å)
23:BA:1376:C:N4	23:BA:1377:G:C6	2.88	0.42
23:BA:1467:C:C5	23:BA:1546:C:H2'	2.54	0.42
23:BA:1488:G:C6	23:BA:1489:U:N3	2.87	0.42
23:BA:2117:A:H61	23:BA:2166:G:N2	2.12	0.42
23:BA:2279:G:O6	44:B0:14:ARG:HD2	2.20	0.42
23:BA:2741:A:H61	23:BA:2763:G:H1'	1.85	0.42
24:BB:21:G:H2'	24:BB:22:U:O4'	2.20	0.42
27:BF:179:GLU:CD	27:BF:179:GLU:H	2.23	0.42
29:BH:5:GLY:HA2	29:BH:69:ARG:HB3	2.01	0.42
29:BH:38:SER:HB2	29:BH:64:LEU:HD22	2.02	0.42
29:BH:80:SER:OG	29:BH:81:GLU:N	2.53	0.42
30:BI:9:LEU:HD21	30:BI:35:LEU:CD2	2.50	0.42
30:BI:77:LEU:HD22	30:BI:77:LEU:HA	1.78	0.42
31:BN:18:ALA:O	31:BN:19:GLU:HB3	2.18	0.42
52:B8:8:LYS:HB3	52:B8:12:LYS:HE3	2.02	0.42
1:CA:622:A:C8	1:CA:623:C:C5	3.07	0.42
1:CA:646:U:H2'	1:CA:647:C:C6	2.55	0.42
1:CA:1201:A:H4'	1:CA:1202:G:O5'	2.19	0.42
1:CA:1306:A:H1'	1:CA:1332:A:N3	2.35	0.42
1:CA:1309:G:OP1	13:CM:92:HIS:CE1	2.73	0.42
1:CA:1309:G:O3'	13:CM:77:ASN:HB3	2.20	0.42
1:CA:1379:G:N7	7:CG:2:ALA:N	2.68	0.42
1:CA:1521:G:H2'	1:CA:1522:U:H6	1.85	0.42
2:CB:172:ILE:H	2:CB:172:ILE:HG13	1.43	0.42
3:CC:30:ARG:HG3	3:CC:31:HIS:HD2	1.85	0.42
3:CC:31:HIS:CD2	3:CC:31:HIS:H	2.36	0.42
5:CE:43:LEU:HD21	5:CE:132:ALA:HB1	2.01	0.42
7:CG:31:MET:O	7:CG:32:ARG:NH1	2.53	0.42
10:CJ:35:SER:HB3	10:CJ:73:ASP:HB3	2.01	0.42
11:CK:120:ARG:HA	11:CK:121:PRO:HD3	1.85	0.42
23:DA:71:A:H5''	23:DA:73:A:C8	2.54	0.42
23:DA:117:G:C6	23:DA:119:A:C6	3.08	0.42
23:DA:907:U:O2'	34:DQ:101:ARG:NH2	2.43	0.42
23:DA:1022:G:C6	23:DA:1140:C:C4	3.08	0.42
23:DA:1163:G:O2'	23:DA:1164:G:H5'	2.20	0.42
23:DA:1525:G:H2'	23:DA:1526:G:O4'	2.19	0.42
23:DA:1833:U:O2'	23:DA:1969:A:N1	2.34	0.42
23:DA:2019:A:H4'	38:DU:34:LYS:HD2	2.01	0.42
23:DA:2114:A:C6	23:DA:2115:G:C2	3.07	0.42
23:DA:2833:G:C3'	23:DA:2834:G:H5'	2.48	0.42
42:DY:90:LEU:C	42:DY:92:ASN:H	2.21	0.42

Continued on next page...

Continued from previous page...

Atom-1	Atom-2	Interatomic distance (Å)	Clash overlap (Å)
46:D2:50:ILE:C	46:D2:52:ASP:N	2.72	0.42
51:D7:1:MET:O	51:D7:2:LYS:C	2.57	0.42
1:AA:309:G:O2'	1:AA:607:A:N1	2.52	0.42
1:AA:791:G:C6	1:AA:792:A:N7	2.88	0.42
1:AA:1157:A:H1'	1:AA:1181:G:C2	2.55	0.42
1:AA:1440:C:H2'	1:AA:1441:G:O4'	2.20	0.42
2:AB:21:ARG:H	2:AB:21:ARG:HE	1.66	0.42
10:AJ:8:LEU:O	10:AJ:69:ASN:HA	2.20	0.42
10:AJ:8:LEU:O	10:AJ:70:ARG:N	2.43	0.42
18:AR:71:LYS:HA	18:AR:74:ARG:HD2	2.02	0.42
21:AU:13:ILE:N	21:AU:22:ARG:HD2	2.35	0.42
23:BA:627:A:H62	33:BP:84:ASN:HD21	1.68	0.42
23:BA:863:A:H2'	23:BA:864:G:H8	1.83	0.42
23:BA:900:A:H2'	23:BA:901:A:H8	1.85	0.42
23:BA:1138:G:O2'	31:BN:105:GLY:HA3	2.19	0.42
23:BA:1324:G:C5	23:BA:1328:G:O6	2.73	0.42
23:BA:1952:A:C2	32:BO:22:ILE:HD12	2.55	0.42
23:BA:2178:C:H2'	23:BA:2179:C:O4'	2.19	0.42
23:BA:2565:A:H5''	23:BA:2566:A:OP2	2.19	0.42
23:BA:2782:G:C8	56:BA:4087:HOH:O	2.70	0.42
23:BA:2791:C:H3'	23:BA:2791:C:OP2	2.19	0.42
23:BA:2838:G:C6	23:BA:2839:G:C5	3.08	0.42
26:BE:181:LEU:HD13	26:BE:181:LEU:HA	1.74	0.42
35:BR:50:HIS:O	35:BR:54:LEU:HD22	2.20	0.42
46:B2:50:ILE:O	46:B2:52:ASP:N	2.45	0.42
1:CA:45:U:H2'	1:CA:46:G:C8	2.55	0.42
1:CA:560:U:H4'	1:CA:561:U:O5'	2.18	0.42
1:CA:1003:G:C2	1:CA:1004:A:O2'	2.70	0.42
1:CA:1070:U:O2	1:CA:1106:G:C2	2.72	0.42
1:CA:1191:A:H8	1:CA:1191:A:O5'	2.03	0.42
1:CA:1348:U:H4'	9:CI:120:ARG:HD2	2.02	0.42
1:CA:1357:A:C5	1:CA:1358:U:C4	3.08	0.42
1:CA:1375:A:H4'	7:CG:29:LYS:HZ3	1.85	0.42
1:CA:1378:C:O5'	1:CA:1378:C:H6	2.02	0.42
1:CA:1496:C:H2'	1:CA:1497:G:O4'	2.20	0.42
4:CD:108:LEU:HB3	4:CD:110:PHE:HE1	1.84	0.42
5:CE:10:MET:HG2	5:CE:13:ILE:HD11	2.02	0.42
14:CN:25:VAL:N	14:CN:39:LEU:HD23	2.34	0.42
15:CO:50:HIS:O	15:CO:53:HIS:HB3	2.19	0.42
19:CS:53:ASN:ND2	19:CS:77:THR:O	2.49	0.42
20:CT:38:LYS:O	20:CT:41:ILE:HG13	2.19	0.42

Continued on next page...

Continued from previous page...

Atom-1	Atom-2	Interatomic distance (Å)	Clash overlap (Å)
23:DA:7:G:H4'	31:DN:13:TRP:CH2	2.55	0.42
23:DA:271(I):G:H2'	23:DA:271(J):C:C6	2.55	0.42
23:DA:652(E):G:C2	23:DA:652(U):G:C2	3.08	0.42
23:DA:1179:C:H2'	23:DA:1180:C:C6	2.55	0.42
23:DA:2022:U:O2'	23:DA:2617:C:H5'	2.20	0.42
23:DA:2525:G:C2	23:DA:2539:C:C2	3.08	0.42
28:DG:105:LYS:HZ1	48:D4:26:SER:HB2	1.84	0.42
36:DS:34:HIS:ND1	36:DS:53:SER:OG	2.52	0.42
38:DU:106:PHE:O	38:DU:110:VAL:HG23	2.20	0.42
1:AA:448:A:H2'	1:AA:449:C:C6	2.55	0.42
1:AA:1002:G:C2	1:AA:1039:C:C2	3.08	0.42
1:AA:1316:G:HO2'	1:AA:1318:A:H8	1.64	0.42
1:AA:1347:G:H5''	9:AI:107:ARG:CB	2.49	0.42
7:AG:51:GLN:HG2	7:AG:58:PRO:HD3	2.02	0.42
7:AG:99:LEU:HG	7:AG:99:LEU:H	1.69	0.42
23:BA:19:C:H2'	23:BA:20:C:H6	1.84	0.42
23:BA:635:C:O2'	23:BA:639:U:OP1	2.33	0.42
23:BA:1889:A:N1	23:BA:2234:G:H1'	2.35	0.42
23:BA:2121:G:O6	23:BA:2176:A:N6	2.53	0.42
24:BB:91:C:O2'	24:BB:92:C:H5'	2.19	0.42
30:BI:121:LYS:HD3	30:BI:121:LYS:HA	1.91	0.42
50:B6:9:LEU:CD2	50:B6:25:LYS:HB3	2.50	0.42
1:CA:683:G:C6	1:CA:684:A:C5	3.08	0.42
1:CA:909:A:H2'	1:CA:910:C:O4'	2.20	0.42
1:CA:1074:G:C4	1:CA:1102:A:C2	3.08	0.42
1:CA:1084:G:C5	1:CA:1085:U:C4	3.07	0.42
1:CA:1123:A:H2'	1:CA:1124:G:O4'	2.19	0.42
1:CA:1262:C:N4	1:CA:1273:G:N1	2.39	0.42
1:CA:1338:G:H2'	1:CA:1339:A:O4'	2.19	0.42
2:CB:216:SER:O	2:CB:219:VAL:N	2.53	0.42
8:CH:25:ASP:HB2	8:CH:58:TYR:CD2	2.55	0.42
15:CO:56:LEU:O	15:CO:60:VAL:HG23	2.20	0.42
23:DA:21:A:O2'	23:DA:22:C:H5'	2.20	0.42
23:DA:1319:G:C6	23:DA:1320:C:N4	2.87	0.42
23:DA:1518:U:H2'	23:DA:1519:G:O4'	2.20	0.42
23:DA:2304:G:O6	23:DA:2312:U:O4	2.38	0.42
23:DA:2516:G:C6	23:DA:2517:C:C4	3.08	0.42
24:DB:32:C:C2	24:DB:51:G:N2	2.88	0.42
32:DO:70:LYS:HB3	32:DO:70:LYS:HE2	1.76	0.42
37:DT:110:ILE:HG12	37:DT:110:ILE:H	1.58	0.42
43:DZ:6:LYS:HB3	43:DZ:6:LYS:HE2	1.88	0.42

Continued on next page...

Continued from previous page...

Atom-1	Atom-2	Interatomic distance (Å)	Clash overlap (Å)
48:D4:13:ARG:N	48:D4:29:PRO:O	2.37	0.42
50:D6:19:ARG:H	50:D6:19:ARG:HD2	1.85	0.42
1:AA:184:G:O4'	1:AA:224:C:H4'	2.19	0.41
1:AA:392:G:H5'	16:AP:13:HIS:CE1	2.55	0.41
1:AA:984:C:N3	1:AA:1222:G:C2	2.88	0.41
1:AA:1096:C:O2'	1:AA:1170:A:O2'	2.33	0.41
1:AA:1219:U:N3	1:AA:1220:G:N7	2.68	0.41
1:AA:1237:C:N4	1:AA:1336:C:C2	2.88	0.41
1:AA:1316:G:C2	1:AA:1318:A:H5''	2.55	0.41
1:AA:1348:U:N3	1:AA:1374:A:C8	2.84	0.41
4:AD:148:VAL:HG11	4:AD:158:ILE:HG13	2.02	0.41
7:AG:113:GLU:HG2	7:AG:119:ARG:CB	2.50	0.41
12:AL:123:LYS:H	12:AL:123:LYS:HG2	1.59	0.41
17:AQ:66:SER:HB3	17:AQ:69:LYS:HD3	2.01	0.41
23:BA:12:U:O2	23:BA:12:U:C2'	2.68	0.41
23:BA:593:G:N2	23:BA:665:C:C2	2.87	0.41
23:BA:907:U:O2'	34:BQ:101:ARG:NH2	2.45	0.41
23:BA:1405:U:H2'	23:BA:1406:U:H6	1.80	0.41
23:BA:1797:C:C2'	23:BA:1798:U:H5'	2.50	0.41
23:BA:1814:G:O3'	25:BD:54:ARG:NH2	2.53	0.41
23:BA:2574:G:O2'	26:BE:143:ASN:HB3	2.20	0.41
26:BE:4:ILE:HG12	26:BE:5:LEU:O	2.20	0.41
26:BE:14:ILE:HG13	26:BE:21:VAL:HG13	2.02	0.41
27:BF:7:TYR:N	27:BF:22:ALA:HB3	2.30	0.41
28:BG:19:LEU:HD22	28:BG:23:PHE:CE1	2.53	0.41
29:BH:87:LEU:HD23	29:BH:87:LEU:HA	1.84	0.41
34:BQ:34:LEU:HD12	34:BQ:34:LEU:HA	1.86	0.41
45:B1:32:LYS:HE2	45:B1:32:LYS:HB3	1.93	0.41
46:B2:35:LEU:HD23	46:B2:35:LEU:HA	1.71	0.41
50:B6:40:CYS:HA	50:B6:41:PRO:HD3	1.68	0.41
1:CA:611:A:N6	1:CA:629:G:H1	2.16	0.41
1:CA:706:A:C5	1:CA:707:C:C5	3.08	0.41
1:CA:1048:G:O4'	1:CA:1215:G:H5''	2.20	0.41
1:CA:1071:C:H5''	5:CE:49:PRO:CG	2.50	0.41
1:CA:1124:G:H1'	10:CJ:38:ILE:CG2	2.50	0.41
1:CA:1325:C:H4'	21:CU:17:THR:HG21	2.02	0.41
3:CC:136:GLN:CG	3:CC:140:ARG:HD2	2.50	0.41
7:CG:63:LYS:HA	7:CG:67:GLU:OE2	2.20	0.41
9:CI:9:ARG:N	9:CI:76:ALA:HA	2.35	0.41
15:CO:43:LEU:HD23	15:CO:43:LEU:HA	1.86	0.41
16:CP:6:LEU:HG	16:CP:17:TYR:HB3	2.01	0.41

Continued on next page...

Continued from previous page...

Atom-1	Atom-2	Interatomic distance (Å)	Clash overlap (Å)
23:DA:565:C:H2'	23:DA:566:U:O4'	2.20	0.41
23:DA:675:A:C8	23:DA:804:A:C6	3.08	0.41
23:DA:816:C:P	56:DA:4440:HOH:O	2.77	0.41
23:DA:2293:C:H2'	23:DA:2294:C:H6	1.83	0.41
23:DA:2464:C:O2'	23:DA:2465:C:P	2.78	0.41
23:DA:2748:A:N6	23:DA:2749:A:C6	2.88	0.41
29:DH:13:LYS:HA	29:DH:14:GLY:HA2	1.59	0.41
34:DQ:11:LYS:HE2	34:DQ:88:GLY:O	2.20	0.41
36:DS:66:ALA:O	36:DS:69:VAL:N	2.53	0.41
38:DU:5:LYS:HB2	38:DU:5:LYS:HE3	1.83	0.41
41:DX:61:GLY:HA3	41:DX:73:ARG:O	2.20	0.41
41:DX:72:LYS:HB3	41:DX:72:LYS:HE3	1.92	0.41
1:AA:124:G:H2'	1:AA:125:U:O4'	2.20	0.41
1:AA:575:G:C5	1:AA:881:G:C2	3.08	0.41
1:AA:611:A:N6	1:AA:629:G:H1	2.17	0.41
1:AA:1043:C:H2'	1:AA:1044:A:C8	2.55	0.41
1:AA:1290:G:H3'	1:AA:1291:G:C8	2.51	0.41
2:AB:97:TRP:CZ2	2:AB:173:ALA:HA	2.55	0.41
2:AB:141:GLU:O	2:AB:145:LEU:HB2	2.19	0.41
9:AI:71:SER:O	9:AI:74:ILE:N	2.53	0.41
13:AM:71:ARG:H	13:AM:71:ARG:HG3	1.58	0.41
16:AP:6:LEU:HD12	16:AP:6:LEU:HA	1.83	0.41
16:AP:6:LEU:HG	16:AP:17:TYR:CB	2.50	0.41
20:AT:73:HIS:O	20:AT:76:ALA:HB3	2.20	0.41
21:AU:3:LYS:HA	21:AU:10:ARG:HB3	2.01	0.41
21:AU:15:ARG:HE	21:AU:15:ARG:CA	2.33	0.41
23:BA:236:C:H2'	23:BA:237:C:C6	2.54	0.41
23:BA:656:G:H2'	23:BA:657:U:O4'	2.21	0.41
23:BA:666:G:O2'	23:BA:667:U:H5'	2.20	0.41
23:BA:817:C:O2'	23:BA:839:U:H5''	2.20	0.41
23:BA:857:C:H4'	44:B0:23:VAL:HG21	2.02	0.41
23:BA:916:G:H5'	23:BA:917:A:OP1	2.20	0.41
23:BA:1313:U:H3'	23:BA:1314:C:H5'	2.02	0.41
23:BA:1925:C:C2'	23:BA:1926:U:H5'	2.49	0.41
23:BA:2193:G:H2'	23:BA:2194:G:H8	1.85	0.41
24:BB:46:A:C5	24:BB:47:C:C4	3.08	0.41
26:BE:32:PRO:HD2	26:BE:50:GLY:O	2.21	0.41
27:BF:150:GLY:HA2	27:BF:172:TRP:CD2	2.55	0.41
38:BU:32:PHE:O	38:BU:35:ALA:HB3	2.21	0.41
40:BW:107:LEU:HD12	40:BW:107:LEU:HA	1.85	0.41
1:CA:17:U:O2'	1:CA:1079:G:N3	2.49	0.41

Continued on next page...

Continued from previous page...

Atom-1	Atom-2	Interatomic distance (Å)	Clash overlap (Å)
1:CA:101:A:C6	1:CA:102:G:N7	2.88	0.41
1:CA:417:C:H6	1:CA:417:C:O5'	2.03	0.41
1:CA:445:G:H3'	1:CA:446:G:H8	1.85	0.41
1:CA:585:G:N3	1:CA:879:C:H4'	2.36	0.41
1:CA:792:A:H4'	1:CA:793:U:H5''	2.02	0.41
1:CA:877:C:H5''	8:CH:88:LYS:HD3	2.02	0.41
1:CA:961:U:OP2	1:CA:1223:C:O2'	2.12	0.41
1:CA:1095:U:P	1:CA:1108:G:H22	2.42	0.41
1:CA:1116:C:H2'	1:CA:1117:G:O4'	2.20	0.41
1:CA:1288:A:H1'	1:CA:1353:G:H4'	2.01	0.41
1:CA:1313:U:OP1	19:CS:7:LYS:NZ	2.53	0.41
1:CA:1442:G:N7	1:CA:1442(A):G:O6	2.53	0.41
1:CA:1445:C:H2'	1:CA:1446:U:H5'	2.02	0.41
2:CB:70:PHE:HB2	2:CB:92:TYR:CB	2.50	0.41
3:CC:12:LEU:HA	3:CC:16:ARG:O	2.20	0.41
3:CC:148:GLY:HA3	3:CC:172:ARG:O	2.20	0.41
4:CD:97:LEU:HD23	4:CD:97:LEU:HA	1.86	0.41
13:CM:111:LYS:HE2	13:CM:111:LYS:HB3	1.60	0.41
14:CN:13:THR:HG21	14:CN:20:ALA:HB2	2.02	0.41
23:DA:44:G:H5''	23:DA:45:C:OP1	2.20	0.41
23:DA:323:G:H1'	23:DA:1205:U:O2	2.19	0.41
23:DA:1530:C:O2'	23:DA:1531:C:H6	2.03	0.41
23:DA:1740:G:H2'	23:DA:1741:A:C8	2.55	0.41
23:DA:1912:A:HO2'	23:DA:1913:A:P	2.43	0.41
56:DA:4439:HOH:O	33:DP:16:ARG:HG3	2.20	0.41
24:DB:28:C:H2'	24:DB:29:A:H8	1.85	0.41
24:DB:89:G:OP2	24:DB:89:G:H8	2.03	0.41
27:DF:101:LEU:HB3	27:DF:106:ARG:HD3	2.01	0.41
29:DH:87:LEU:HD23	29:DH:87:LEU:HA	1.87	0.41
30:DI:44:LEU:HD12	30:DI:44:LEU:HA	1.74	0.41
31:DN:24:GLY:HA2	31:DN:27:ALA:CB	2.50	0.41
40:DW:10:VAL:HG21	40:DW:103:ILE:HD12	2.02	0.41
46:D2:50:ILE:O	46:D2:51:ARG:HB3	2.20	0.41
48:D4:1:MET:HB3	48:D4:6:HIS:NE2	2.35	0.41
1:AA:9:G:H2'	1:AA:10:A:C8	2.55	0.41
1:AA:427:U:OP1	4:AD:13:ARG:NH2	2.53	0.41
1:AA:951:G:C6	1:AA:952:U:C4	3.08	0.41
1:AA:1126:U:O2	1:AA:1126:U:H2'	2.20	0.41
1:AA:1194:U:H2'	1:AA:1195:C:C6	2.54	0.41
1:AA:1212:U:H5'	1:AA:1213:A:OP1	2.20	0.41
1:AA:1226:C:H5''	19:AS:80:TYR:CE1	2.55	0.41

Continued on next page...

Continued from previous page...

Atom-1	Atom-2	Interatomic distance (Å)	Clash overlap (Å)
1:AA:1275:A:O2'	1:AA:1276:G:H5'	2.20	0.41
1:AA:1305:G:H5'	21:AU:4:GLY:O	2.20	0.41
2:AB:187:LEU:CD1	2:AB:205:ASP:HA	2.50	0.41
8:AH:87:SER:HA	8:AH:93:VAL:HG23	2.03	0.41
9:AI:41:VAL:HG12	9:AI:42:ARG:N	2.35	0.41
13:AM:5:ALA:HB1	13:AM:66:LEU:HD12	2.02	0.41
16:AP:17:TYR:N	16:AP:17:TYR:CD1	2.87	0.41
23:BA:141:A:OP2	56:BA:3981:HOH:O	2.22	0.41
23:BA:1488:G:C2	23:BA:1489:U:O2	2.73	0.41
23:BA:2435:A:H2'	23:BA:2436:G:O5'	2.21	0.41
23:BA:2811:G:N2	23:BA:2891:G:H1'	2.36	0.41
35:BR:94:TYR:O	35:BR:117:VAL:HG23	2.20	0.41
39:BV:91:TYR:CD1	39:BV:91:TYR:C	2.94	0.41
1:CA:165:C:H2'	1:CA:166:G:H8	1.86	0.41
1:CA:484:G:O2'	1:CA:485:G:P	2.78	0.41
1:CA:684:A:C6	1:CA:685:G:C6	3.08	0.41
1:CA:748:C:H4'	1:CA:749:C:O5'	2.20	0.41
1:CA:990:C:C4	1:CA:991:U:O4	2.73	0.41
1:CA:1050:G:C6	1:CA:1208:C:N3	2.87	0.41
1:CA:1063:C:OP2	1:CA:1063:C:H6	2.04	0.41
1:CA:1305:G:C8	21:CU:5:ASP:HA	2.53	0.41
1:CA:1308:U:O2'	1:CA:1309:G:H5'	2.20	0.41
1:CA:1339:A:C5	1:CA:1340:A:H1'	2.55	0.41
1:CA:1431:C:H2'	1:CA:1432:G:O4'	2.20	0.41
2:CB:48:MET:HA	2:CB:51:LEU:HD12	2.03	0.41
3:CC:51:GLY:O	3:CC:52:LEU:HD22	2.20	0.41
4:CD:61:LYS:HE3	4:CD:62:GLN:OE1	2.20	0.41
5:CE:137:GLU:HA	5:CE:140:ARG:HB3	2.02	0.41
20:CT:53:LEU:HA	20:CT:56:MET:HG2	2.03	0.41
23:DA:849:A:H5''	23:DA:850:C:OP2	2.19	0.41
23:DA:860:U:H1'	23:DA:2268:A:H5'	2.02	0.41
23:DA:900:A:H2'	23:DA:901:A:H8	1.85	0.41
23:DA:945:A:C4	23:DA:2448:A:C2	3.07	0.41
23:DA:1925:C:C2'	23:DA:1926:U:H5'	2.50	0.41
23:DA:2016:U:H2'	23:DA:2017:U:C6	2.55	0.41
23:DA:2321:G:N3	23:DA:2321:G:C2'	2.81	0.41
23:DA:2464:C:O2'	23:DA:2465:C:OP2	2.34	0.41
23:DA:2554:U:H2'	23:DA:2555:U:C6	2.55	0.41
23:DA:2821:A:H2'	23:DA:2822:G:O4'	2.19	0.41
25:DD:107:ALA:HA	25:DD:108:PRO:HD2	1.94	0.41
28:DG:125:PHE:CZ	28:DG:170:ARG:HA	2.55	0.41

Continued on next page...

Continued from previous page...

Atom-1	Atom-2	Interatomic distance (Å)	Clash overlap (Å)
30:DI:25:TYR:CD1	30:DI:30:LEU:HD11	2.55	0.41
37:DT:53:ARG:NH1	37:DT:60:THR:OG1	2.53	0.41
38:DU:106:PHE:O	38:DU:109:LEU:HB2	2.20	0.41
41:DX:24:GLY:O	41:DX:83:VAL:HG22	2.20	0.41
42:DY:23:ARG:HB2	42:DY:23:ARG:NH1	2.35	0.41
43:DZ:100:VAL:HG11	43:DZ:134:PRO:HG2	2.03	0.41
50:D6:10:LEU:HG	50:D6:54:ILE:HD12	2.03	0.41
1:AA:9:G:H2'	1:AA:10:A:H8	1.85	0.41
1:AA:148:G:C2	1:AA:175:C:C2	3.09	0.41
1:AA:170:U:O2'	1:AA:171:A:H5'	2.20	0.41
1:AA:187:C:H2'	1:AA:188:C:C6	2.56	0.41
1:AA:384:G:H2'	1:AA:385:C:C6	2.55	0.41
1:AA:560:U:H6	1:AA:560:U:H2'	1.61	0.41
1:AA:872:A:C4	1:AA:874:G:N7	2.88	0.41
1:AA:1190:G:C8	1:AA:1190:G:H3'	2.56	0.41
1:AA:1277:C:H2'	1:AA:1279:A:C8	2.55	0.41
1:AA:1313:U:H2'	1:AA:1314:C:C6	2.56	0.41
2:AB:163:PHE:HA	2:AB:185:ILE:O	2.18	0.41
6:AF:55:ASP:HA	6:AF:56:PRO:HD2	1.83	0.41
7:AG:40:ALA:O	7:AG:44:TYR:N	2.53	0.41
8:AH:37:ARG:HH21	8:AH:38:ILE:CD1	2.33	0.41
10:AJ:52:GLY:HA2	10:AJ:53:PRO:HD2	1.56	0.41
23:BA:229:A:C8	23:BA:229:A:OP1	2.73	0.41
23:BA:541:C:O2'	23:BA:542:C:H5'	2.21	0.41
23:BA:1040:C:H2'	23:BA:1041:C:O4'	2.20	0.41
23:BA:1368:G:C2	23:BA:1369:G:C8	3.08	0.41
23:BA:1453:U:O2'	23:BA:1455:G:N7	2.46	0.41
23:BA:1740:G:H2'	23:BA:1741:A:C8	2.55	0.41
23:BA:1742:G:H2'	23:BA:1743:C:O4'	2.21	0.41
23:BA:1759:A:H1'	23:BA:2711:A:C2	2.55	0.41
23:BA:2126:A:C2	23:BA:2162:G:N3	2.88	0.41
24:BB:33:G:C2	24:BB:50:G:C2	3.09	0.41
30:BI:61:ARG:HH11	30:BI:61:ARG:HA	1.85	0.41
33:BP:38:GLN:HA	33:BP:41:ARG:CG	2.50	0.41
43:BZ:28:MET:HG3	43:BZ:35:ARG:HB2	2.02	0.41
1:CA:409:G:OP1	4:CD:25:ARG:N	2.35	0.41
1:CA:509:A:H3'	1:CA:509:A:C8	2.55	0.41
1:CA:618:C:H5'	1:CA:619:U:H5''	2.03	0.41
1:CA:721:G:H4'	1:CA:722:A:O4'	2.20	0.41
1:CA:994:A:C2	14:CN:4:LYS:HD3	2.52	0.41
1:CA:1083:U:C5	1:CA:1084:G:C6	3.08	0.41

Continued on next page...

Continued from previous page...

Atom-1	Atom-2	Interatomic distance (Å)	Clash overlap (Å)
1:CA:1368:G:O2'	1:CA:1369:C:H5'	2.20	0.41
2:CB:165:VAL:O	2:CB:187:LEU:HB3	2.21	0.41
8:CH:86:ILE:HG21	8:CH:133:LEU:HD13	2.01	0.41
8:CH:87:SER:HB2	8:CH:93:VAL:HB	2.01	0.41
9:CI:82:ALA:HB2	9:CI:101:PHE:HB3	2.02	0.41
23:DA:1530:C:H42	23:DA:1539:G:H1	1.68	0.41
23:DA:1783:A:C2	23:DA:2587:A:C5	3.09	0.41
23:DA:2153:G:H2'	23:DA:2154:G:O4'	2.21	0.41
23:DA:2173:A:C3'	23:DA:2174:C:H5'	2.50	0.41
23:DA:2261:C:O2'	23:DA:2262:U:H5'	2.21	0.41
23:DA:2742:C:OP1	53:D9:35:ARG:HD3	2.20	0.41
25:DD:210:GLY:O	25:DD:213:ARG:N	2.53	0.41
26:DE:47:VAL:CG1	26:DE:86:PRO:HD2	2.47	0.41
40:DW:97:LYS:HE3	40:DW:99:ARG:NH2	2.35	0.41
1:AA:164:U:H2'	1:AA:165:C:C6	2.56	0.41
1:AA:317:G:C6	1:AA:318:G:C5	3.09	0.41
1:AA:520:A:OP2	12:AL:51:ALA:HB1	2.20	0.41
1:AA:1113:C:H2'	1:AA:1114:C:H6	1.86	0.41
1:AA:1164:G:C6	1:AA:1173:G:C6	3.08	0.41
1:AA:1195:C:N3	1:AA:1197:G:C8	2.88	0.41
1:AA:1202:G:H2'	1:AA:1203:C:O4'	2.20	0.41
1:AA:1306:A:H1'	1:AA:1332:A:C5	2.55	0.41
3:AC:123:GLN:HA	3:AC:126:ARG:HD2	2.02	0.41
3:AC:140:ARG:HB2	3:AC:140:ARG:HH11	1.84	0.41
4:AD:176:LEU:HD12	4:AD:176:LEU:HA	1.84	0.41
5:AE:12:LEU:HD22	5:AE:13:ILE:H	1.85	0.41
7:AG:69:VAL:O	7:AG:138:LYS:HG3	2.20	0.41
7:AG:71:PRO:HD2	7:AG:99:LEU:HD13	2.02	0.41
7:AG:72:ARG:HB3	7:AG:96:GLN:HE22	1.86	0.41
8:AH:25:ASP:HB2	8:AH:58:TYR:CD2	2.55	0.41
11:AK:30:VAL:HG21	11:AK:65:ALA:HA	2.02	0.41
11:AK:82:VAL:CG1	11:AK:108:ILE:HG12	2.50	0.41
23:BA:910:A:C6	23:BA:911:A:C6	3.09	0.41
23:BA:962:G:C6	23:BA:963:U:C4	3.08	0.41
23:BA:1028:A:H61	23:BA:1125:G:H2'	1.86	0.41
23:BA:1536:C:C5	23:BA:1537:G:C5	3.09	0.41
23:BA:2161:C:OP2	23:BA:2161:C:H5	1.97	0.41
23:BA:2415:G:H2'	23:BA:2416:C:C6	2.55	0.41
25:BD:275:LYS:HG3	25:BD:275:LYS:O	2.21	0.41
27:BF:101:LEU:HD12	27:BF:102:PRO:HD2	2.02	0.41
31:BN:28:THR:HG22	31:BN:29:LYS:N	2.35	0.41

Continued on next page...

Continued from previous page...

Atom-1	Atom-2	Interatomic distance (Å)	Clash overlap (Å)
33:BP:6:LEU:HA	33:BP:6:LEU:HD23	1.61	0.41
34:BQ:32:TYR:HE2	34:BQ:133:ARG:HE	1.69	0.41
36:BS:7:TYR:CE1	36:BS:91:PRO:HG3	2.55	0.41
39:BV:70:ILE:HD13	39:BV:70:ILE:HA	1.78	0.41
39:BV:82:ARG:N	39:BV:82:ARG:HD2	2.36	0.41
41:BX:11:PRO:HG2	41:BX:13:LEU:HD21	2.02	0.41
41:BX:21:PHE:CZ	41:BX:92:LEU:HD12	2.56	0.41
1:CA:130:A:C8	17:CQ:63:ARG:HG3	2.56	0.41
1:CA:766:A:H2	1:CA:1525:G:N3	2.19	0.41
1:CA:936:C:H3'	1:CA:937:A:H8	1.85	0.41
1:CA:1003:G:C3'	1:CA:1004:A:H4'	2.51	0.41
1:CA:1030:C:H2'	1:CA:1030(A):G:H5'	2.00	0.41
1:CA:1416:G:H2'	1:CA:1417:G:O4'	2.20	0.41
1:CA:1437:C:H2'	1:CA:1438:G:C8	2.56	0.41
1:CA:1442:G:C8	1:CA:1442(A):G:C5	3.09	0.41
2:CB:110:GLN:H	2:CB:110:GLN:HG3	1.49	0.41
3:CC:18:TRP:NE1	14:CN:55:GLY:N	2.69	0.41
3:CC:35:GLU:OE2	3:CC:59:ARG:NH2	2.53	0.41
8:CH:4:ASP:HB2	8:CH:89:PRO:HG3	2.03	0.41
13:CM:23:TYR:HE1	13:CM:71:ARG:HG2	1.85	0.41
14:CN:23:ARG:HG3	14:CN:24:CYS:N	2.34	0.41
16:CP:20:VAL:HG21	16:CP:32:TYR:CG	2.54	0.41
17:CQ:63:ARG:HA	17:CQ:64:PRO:HD3	1.89	0.41
17:CQ:91:ARG:HE	17:CQ:91:ARG:HB2	1.55	0.41
23:DA:286:C:H42	23:DA:355:G:H1	1.68	0.41
23:DA:478:A:C6	23:DA:480:A:C6	3.08	0.41
23:DA:909:A:C6	23:DA:912:C:C2	3.08	0.41
23:DA:1051:G:N3	23:DA:1051:G:H2'	2.36	0.41
23:DA:2092:U:H4'	23:DA:2093:G:O5'	2.21	0.41
23:DA:2239:G:H5'	25:DD:251:GLY:HA3	2.02	0.41
23:DA:2299:G:N1	23:DA:2318:G:C8	2.89	0.41
23:DA:2812:G:C2	23:DA:2813:A:C4	3.08	0.41
26:DE:137:HIS:HB3	26:DE:138:PRO:HD2	2.02	0.41
29:DH:3:ARG:NH2	29:DH:5:GLY:H	2.19	0.41
29:DH:35:VAL:HA	29:DH:36:PRO:HD2	1.77	0.41
30:DI:139:GLN:HA	30:DI:139:GLN:HE21	1.85	0.41
32:DO:7:TYR:OH	32:DO:44:LYS:HG3	2.20	0.41
32:DO:9:GLU:HB2	32:DO:83:ALA:HB2	2.03	0.41
34:DQ:54:MET:HE2	34:DQ:54:MET:HB2	1.86	0.41
39:DV:76:LYS:HB2	39:DV:81:TYR:HB3	2.03	0.41
43:DZ:106:GLY:HA3	43:DZ:142:SER:OG	2.21	0.41

Continued on next page...

Continued from previous page...

Atom-1	Atom-2	Interatomic distance (Å)	Clash overlap (Å)
1:AA:59:A:N3	1:AA:59:A:H2'	2.35	0.41
1:AA:373:A:C2	1:AA:374:A:C8	3.08	0.41
1:AA:476:G:N2	1:AA:477:A:C4	2.88	0.41
1:AA:512:U:H2'	1:AA:513:C:C6	2.55	0.41
1:AA:690:G:H2'	1:AA:691:G:O4'	2.19	0.41
1:AA:971:G:N2	1:AA:1363(A):A:O4'	2.51	0.41
1:AA:1168:A:C6	1:AA:1169:A:C6	3.09	0.41
1:AA:1169:A:C2'	1:AA:1170:A:C8	3.01	0.41
1:AA:1300:G:H4'	1:AA:1301:U:H6	1.85	0.41
2:AB:135:GLN:O	2:AB:139:LYS:N	2.44	0.41
3:AC:186:PHE:CZ	3:AC:188:LEU:HB2	2.55	0.41
4:AD:13:ARG:NH2	4:AD:36:ARG:HH21	2.19	0.41
4:AD:113:SER:O	4:AD:117:ALA:N	2.46	0.41
9:AI:14:VAL:O	9:AI:65:VAL:HA	2.20	0.41
9:AI:31:GLN:HG2	9:AI:36:TYR:CD1	2.55	0.41
23:BA:1319:G:C6	23:BA:1320:C:N4	2.89	0.41
23:BA:1686:C:C2'	23:BA:1687:G:H5'	2.50	0.41
23:BA:1832:C:N4	23:BA:1833:U:C4	2.88	0.41
23:BA:2051:A:C6	23:BA:2614:A:C5	3.08	0.41
23:BA:2516:G:O2'	23:BA:2517:C:H5'	2.20	0.41
23:BA:2537:U:H2'	23:BA:2538:C:C6	2.55	0.41
25:BD:111:LEU:HD23	25:BD:111:LEU:HA	1.67	0.41
25:BD:148:GLU:CB	25:BD:151:LYS:HD2	2.49	0.41
28:BG:129:GLY:HA2	28:BG:166:ASP:HA	2.02	0.41
30:BI:139:GLN:HA	30:BI:139:GLN:NE2	2.31	0.41
32:BO:106:LEU:HD23	32:BO:106:LEU:HA	1.84	0.41
36:BS:99:LYS:HE2	36:BS:103:GLU:OE2	2.20	0.41
40:BW:10:VAL:HG21	40:BW:103:ILE:HD12	2.03	0.41
48:B4:40:HIS:O	48:B4:42:PHE:N	2.49	0.41
50:B6:19:ARG:H	50:B6:19:ARG:HD2	1.85	0.41
1:CA:102:G:C4	1:CA:103:C:C5	3.09	0.41
1:CA:124:G:H2'	1:CA:125:U:O4'	2.20	0.41
1:CA:832:C:O2'	1:CA:833:U:P	2.79	0.41
1:CA:1176:A:C6	1:CA:1177:G:O6	2.73	0.41
1:CA:1265:G:N2	1:CA:1271:G:N3	2.69	0.41
2:CB:24:TRP:CZ2	2:CB:26:PRO:HB3	2.55	0.41
3:CC:130:VAL:HA	3:CC:133:ALA:HB3	2.02	0.41
4:CD:63:LYS:O	4:CD:67:ILE:HG13	2.21	0.41
4:CD:173:TRP:CD1	4:CD:174:LEU:HG	2.56	0.41
8:CH:75:ARG:HA	8:CH:76:PRO:HD2	1.68	0.41
10:CJ:57:LYS:O	10:CJ:60:ARG:HG3	2.21	0.41

Continued on next page...

Continued from previous page...

Atom-1	Atom-2	Interatomic distance (Å)	Clash overlap (Å)
12:CL:27:LEU:C	12:CL:29:GLY:H	2.24	0.41
12:CL:36:VAL:O	12:CL:58:VAL:HG13	2.20	0.41
16:CP:45:THR:O	16:CP:48:TRP:HB3	2.21	0.41
20:CT:53:LEU:HD12	20:CT:99:LEU:O	2.20	0.41
23:DA:1253:A:C5	56:DA:4450:HOH:O	2.72	0.41
23:DA:2127:G:H1'	23:DA:2173:A:C2	2.56	0.41
23:DA:2130:U:O3'	23:DA:2133:G:H4'	2.20	0.41
23:DA:2178:C:H2'	23:DA:2179:C:O4'	2.20	0.41
23:DA:2233:U:H2'	23:DA:2234:G:C8	2.56	0.41
23:DA:2528:U:H2'	23:DA:2530:A:O5'	2.21	0.41
23:DA:2791:C:H2'	23:DA:2792:G:C8	2.55	0.41
24:DB:73:A:C4	24:DB:105:A:C2	3.08	0.41
26:DE:7:VAL:HG12	26:DE:51:PHE:CE1	2.55	0.41
26:DE:51:PHE:O	26:DE:75:VAL:HG13	2.21	0.41
27:DF:158:THR:HG1	27:DF:160:ASN:H	1.59	0.41
28:DG:8:LYS:O	28:DG:12:TYR:HD1	2.03	0.41
28:DG:66:GLN:HG2	48:D4:1:MET:CE	2.51	0.41
28:DG:138:GLN:HE22	28:DG:153:ARG:NH2	2.19	0.41
31:DN:102:ALA:O	31:DN:106:MET:HG3	2.21	0.41
34:DQ:72:LYS:HB3	34:DQ:94:VAL:HG23	2.03	0.41
37:DT:20:PRO:HG2	37:DT:86:ILE:O	2.20	0.41
37:DT:55:ASN:H	37:DT:59:THR:HB	1.84	0.41
40:DW:64:MET:HE3	40:DW:109:GLU:HG3	2.02	0.41
1:AA:27:G:H2'	1:AA:28:G:O4'	2.21	0.41
1:AA:65:U:H5''	1:AA:65:U:H6	1.86	0.41
1:AA:546:G:OP1	4:AD:73:ARG:HG2	2.21	0.41
1:AA:623:C:C4	1:AA:624:C:C5	3.08	0.41
1:AA:688:G:H2'	1:AA:689:C:C6	2.56	0.41
1:AA:992:U:O2	1:AA:993:G:N2	2.54	0.41
1:AA:1025:U:C2	1:AA:1036:G:O6	2.68	0.41
1:AA:1371:G:O3'	9:AI:69:GLY:HA3	2.20	0.41
2:AB:52:GLU:HG2	2:AB:56:ARG:NH1	2.36	0.41
3:AC:123:GLN:O	3:AC:126:ARG:HB2	2.21	0.41
4:AD:146:ILE:N	4:AD:146:ILE:HD12	2.36	0.41
5:AE:116:THR:HG23	5:AE:117:ASP:OD2	2.21	0.41
7:AG:45:ASP:HB2	7:AG:117:ALA:HB1	2.03	0.41
16:AP:11:SER:OG	16:AP:12:LYS:N	2.51	0.41
23:BA:54:G:O2'	51:B7:35:ARG:HD3	2.21	0.41
23:BA:269:U:C5	23:BA:271(Y):U:C5	3.08	0.41
23:BA:303:U:H2'	23:BA:304:G:C8	2.56	0.41
23:BA:1106:G:H2'	23:BA:1107:G:H21	1.85	0.41

Continued on next page...

Continued from previous page...

Atom-1	Atom-2	Interatomic distance (Å)	Clash overlap (Å)
23:BA:1453:U:OP1	35:BR:77:ARG:NH1	2.53	0.41
23:BA:1936:A:C8	23:BA:1940:U:O2	2.74	0.41
23:BA:2099:U:H3	23:BA:2190:G:H1	1.69	0.41
23:BA:2114:A:H3'	23:BA:2115:G:C8	2.55	0.41
23:BA:2117:A:H2'	23:BA:2118:U:H3'	2.02	0.41
23:BA:2321:G:N3	23:BA:2321:G:C2'	2.84	0.41
24:BB:77:U:OP1	43:BZ:19:ARG:NH2	2.53	0.41
26:BE:120:TRP:CD1	26:BE:155:LYS:HB3	2.56	0.41
29:BH:137:ASP:HB3	29:BH:140:LYS:HB3	2.02	0.41
30:BI:77:LEU:HB3	30:BI:142:VAL:CG1	2.50	0.41
30:BI:94:ALA:HA	30:BI:97:ILE:HG13	2.03	0.41
48:B4:1:MET:HB3	48:B4:6:HIS:CD2	2.56	0.41
1:CA:67:C:H2'	1:CA:68:G:C8	2.55	0.41
1:CA:189(J):G:H2'	1:CA:189(K):U:C6	2.55	0.41
1:CA:317:G:C6	1:CA:318:G:N7	2.89	0.41
1:CA:627:G:O2'	1:CA:628:G:H5'	2.21	0.41
1:CA:734:G:C5	1:CA:735:C:C4	3.09	0.41
1:CA:737:A:H2'	1:CA:738:C:H6	1.84	0.41
1:CA:855:G:C6	1:CA:856:C:C4	3.08	0.41
1:CA:881:G:H2'	1:CA:882:C:O4'	2.19	0.41
1:CA:1004:A:N3	1:CA:1037:C:N3	2.69	0.41
1:CA:1014:A:H5'	19:CS:14:HIS:CD2	2.56	0.41
2:CB:55:PHE:HA	2:CB:58:ILE:CG1	2.51	0.41
7:CG:69:VAL:HG11	7:CG:104:LEU:HB2	2.02	0.41
8:CH:86:ILE:CB	8:CH:133:LEU:HD22	2.51	0.41
10:CJ:61:GLU:OE2	14:CN:45:ARG:HG2	2.20	0.41
10:CJ:63:PHE:CD1	14:CN:58:LYS:HA	2.51	0.41
13:CM:53:VAL:HA	13:CM:56:LEU:HD12	2.03	0.41
19:CS:62:ILE:H	19:CS:62:ILE:HD12	1.86	0.41
23:DA:224:G:H2'	23:DA:225:A:O4'	2.21	0.41
23:DA:401:A:H2'	23:DA:402:A:O4'	2.21	0.41
23:DA:528:A:C2	23:DA:2043:C:H4'	2.55	0.41
23:DA:647:G:H2'	23:DA:648:G:O4'	2.21	0.41
23:DA:725:G:H8	23:DA:725:G:O5'	2.04	0.41
23:DA:826:U:C4'	33:DP:55:ARG:HB2	2.51	0.41
23:DA:928:G:H8	23:DA:928:G:O5'	2.04	0.41
23:DA:1648:C:H2'	23:DA:1649:G:O5'	2.20	0.41
23:DA:1709:U:H2'	23:DA:1710:C:C6	2.56	0.41
23:DA:1814:G:H4'	25:DD:51:VAL:HG21	2.03	0.41
23:DA:2091:U:O2'	45:D1:47:GLN:HG3	2.21	0.41
23:DA:2165:G:H2'	23:DA:2166:G:H8	1.84	0.41

Continued on next page...

Continued from previous page...

Atom-1	Atom-2	Interatomic distance (Å)	Clash overlap (Å)
28:DG:72:ARG:NH1	28:DG:87:PRO:HG3	2.34	0.41
28:DG:82:LEU:HD22	28:DG:86:MET:CB	2.51	0.41
28:DG:106:LEU:O	28:DG:111:LEU:HG	2.21	0.41
28:DG:174:GLU:HG2	28:DG:180:PHE:CD1	2.56	0.41
29:DH:3:ARG:HG2	29:DH:6:ARG:CZ	2.49	0.41
30:DI:106:GLY:HA2	30:DI:107:VAL:HB	2.03	0.41
31:DN:96:GLU:HB2	31:DN:122:VAL:HG12	2.03	0.41
34:DQ:34:LEU:HA	34:DQ:34:LEU:HD12	1.77	0.41
1:AA:963:G:O2'	1:AA:1199:U:H5''	2.21	0.41
1:AA:1015:A:H8	1:AA:1015:A:O5'	2.03	0.41
1:AA:1052:U:H5''	1:AA:1053:G:OP2	2.21	0.41
1:AA:1126:U:H1'	1:AA:1280:A:C6	2.56	0.41
1:AA:1128:C:H1'	1:AA:1146:A:N1	2.36	0.41
1:AA:1206:G:C4	1:AA:1207:G:C8	3.09	0.41
1:AA:1442(B):A:N7	37:BT:118:ARG:CZ	2.83	0.41
1:AA:1502:A:C2	1:AA:1505:G:N1	2.76	0.41
2:AB:137:ARG:HG3	2:AB:137:ARG:H	1.71	0.41
15:AO:74:ASP:OD1	15:AO:76:GLU:HB2	2.21	0.41
23:BA:28:A:C5	23:BA:29:U:C5	3.09	0.41
23:BA:65:C:O2'	23:BA:456:C:O2	2.38	0.41
23:BA:1022:G:C6	23:BA:1140:C:C4	3.09	0.41
23:BA:1537:G:O2'	23:BA:1538:G:H5'	2.21	0.41
23:BA:1827:C:OP2	25:BD:222:ARG:HD2	2.21	0.41
23:BA:1947:C:N3	23:BA:1960:A:C2	2.89	0.41
23:BA:2172:U:H4'	23:BA:2173:A:OP2	2.21	0.41
26:BE:36:ARG:NH1	26:BE:86:PRO:O	2.37	0.41
28:BG:5:VAL:HG11	28:BG:101:ILE:HG12	2.02	0.41
29:BH:12:PRO:O	29:BH:14:GLY:HA2	2.20	0.41
34:BQ:26:TYR:HE1	34:BQ:28:ALA:HB2	1.85	0.41
35:BR:38:VAL:HB	35:BR:39:PRO:HD3	2.02	0.41
36:BS:27:SER:HA	36:BS:88:ASP:HB3	2.02	0.41
36:BS:78:LEU:HD13	36:BS:78:LEU:HA	1.82	0.41
38:BU:74:LEU:HD12	38:BU:74:LEU:N	2.36	0.41
1:CA:22:G:H2'	1:CA:23:C:C6	2.56	0.41
1:CA:269:C:H2'	1:CA:270:A:H8	1.84	0.41
1:CA:329:A:C2	1:CA:332:G:C8	3.09	0.41
1:CA:560:U:H6	1:CA:560:U:H2'	1.61	0.41
1:CA:954:G:N1	1:CA:1226:C:C2	2.88	0.41
1:CA:997:U:N3	1:CA:1044:A:C2	2.89	0.41
1:CA:1098:C:C5'	1:CA:1169:A:H1'	2.49	0.41
1:CA:1368:G:OP2	9:CI:112:LYS:HG3	2.21	0.41

Continued on next page...

Continued from previous page...

Atom-1	Atom-2	Interatomic distance (Å)	Clash overlap (Å)
1:CA:1443:G:H1	1:CA:1459:C:H2'	1.86	0.41
3:CC:57:ILE:HG23	3:CC:66:VAL:HA	2.03	0.41
3:CC:66:VAL:O	3:CC:102:ASN:HB3	2.21	0.41
5:CE:100:VAL:O	5:CE:107:ARG:NH2	2.53	0.41
11:CK:34:ASP:HB3	11:CK:40:ILE:HD11	2.03	0.41
12:CL:46:LYS:H	12:CL:46:LYS:HG2	1.69	0.41
16:CP:6:LEU:HG	16:CP:17:TYR:CB	2.50	0.41
23:DA:272(E):G:C2	23:DA:364:C:C2	3.08	0.41
23:DA:534:U:H5'	38:DU:42:ALA:HB1	2.03	0.41
23:DA:918:A:C5	23:DA:919:G:H1'	2.56	0.41
23:DA:1131:G:H21	31:DN:73:THR:CG2	2.34	0.41
23:DA:1188:U:O2'	23:DA:1189:A:H5'	2.20	0.41
23:DA:1441:G:H2'	23:DA:1442:G:H8	1.85	0.41
23:DA:2463:C:H2'	23:DA:2464:C:H5'	2.03	0.41
25:DD:26:LYS:HE2	25:DD:28:GLU:O	2.21	0.41
26:DE:4:ILE:HG12	26:DE:5:LEU:O	2.20	0.41
28:DG:39:ILE:HG23	28:DG:157:ILE:HD13	2.02	0.41
36:DS:11:LYS:HD3	36:DS:15:ARG:NH2	2.36	0.41
39:DV:2:PHE:CZ	39:DV:41:GLY:HA3	2.56	0.41
43:DZ:39:VAL:CG2	43:DZ:44:PHE:HB2	2.51	0.41
43:DZ:72:ARG:HA	43:DZ:72:ARG:HD3	1.61	0.41
1:AA:32:A:C6	1:AA:33:A:C6	3.09	0.41
1:AA:123:C:OP1	1:AA:311:C:O2'	2.24	0.41
1:AA:283:C:H2'	1:AA:284:G:O4'	2.21	0.41
1:AA:373:A:N3	1:AA:374:A:C8	2.89	0.41
1:AA:448:A:P	1:AA:485:G:H22	2.43	0.41
1:AA:528:C:H41	12:AL:49:ASN:CG	2.23	0.41
1:AA:657:G:C2	1:AA:750:G:C5	3.08	0.41
1:AA:918:A:H2'	1:AA:919:A:H8	1.84	0.41
1:AA:1004:A:H3'	1:AA:1025:U:H3	1.86	0.41
1:AA:1012:U:O5'	1:AA:1012:U:H6	2.04	0.41
1:AA:1261:A:C4	1:AA:1275:A:C2	3.09	0.41
1:AA:1442(B):A:N7	37:BT:118:ARG:NH1	2.68	0.41
1:AA:1457:G:C6	1:AA:1458:G:C6	3.08	0.41
1:AA:1459:C:H5'	1:AA:1460:A:OP2	2.21	0.41
2:AB:142:LEU:HG	2:AB:146:GLN:HE21	1.86	0.41
4:AD:101:LEU:CD2	4:AD:121:VAL:HG11	2.51	0.41
7:AG:9:VAL:HG21	7:AG:94:ARG:NE	2.35	0.41
7:AG:27:ILE:O	7:AG:30:ILE:HG13	2.20	0.41
9:AI:50:LEU:HA	9:AI:53:VAL:O	2.20	0.41
12:AL:82:VAL:HG23	12:AL:106:ASP:OD2	2.21	0.41

Continued on next page...

Continued from previous page...

Atom-1	Atom-2	Interatomic distance (Å)	Clash overlap (Å)
12:AL:84:LEU:HD22	12:AL:84:LEU:HA	1.93	0.41
12:AL:124:LYS:HA	12:AL:125:PRO:HD3	1.88	0.41
14:AN:23:ARG:CZ	14:AN:30:ALA:HB2	2.50	0.41
15:AO:57:LEU:HD23	15:AO:57:LEU:HA	1.83	0.41
15:AO:88:ARG:HA	15:AO:88:ARG:HD2	1.85	0.41
16:AP:38:TYR:CD2	16:AP:38:TYR:N	2.88	0.41
17:AQ:10:VAL:HG13	17:AQ:19:VAL:HB	2.02	0.41
21:AU:13:ILE:HA	21:AU:22:ARG:HH11	1.82	0.41
23:BA:116:C:H2'	23:BA:117:G:O4'	2.21	0.41
23:BA:330:A:O2'	23:BA:331:A:H8	2.04	0.41
23:BA:606:U:H4'	23:BA:658:C:C4'	2.49	0.41
23:BA:890:A:H3'	23:BA:892:G:C8	2.56	0.41
23:BA:1224:C:O2'	39:BV:85:LYS:HA	2.21	0.41
23:BA:1473:G:H2'	23:BA:1474:C:O4'	2.21	0.41
23:BA:2202:C:H2'	23:BA:2203:U:O4'	2.20	0.41
23:BA:2278:A:OP1	34:BQ:11:LYS:HD2	2.20	0.41
23:BA:2335:A:N6	23:BA:2337:G:H1'	2.35	0.41
23:BA:2615:U:N1	49:B5:7:PRO:HA	2.35	0.41
23:BA:2695:C:H2'	23:BA:2696:U:H6	1.86	0.41
23:BA:2869:G:H2'	23:BA:2870:C:O4'	2.20	0.41
23:BA:2872:G:HO2'	23:BA:2873:A:H5'	1.85	0.41
23:BA:2887:U:O2'	23:BA:2888:C:H5'	2.21	0.41
25:BD:147:LEU:HD13	25:BD:155:LEU:HD11	2.03	0.41
28:BG:98:ARG:HE	48:B4:1:MET:HE3	1.85	0.41
29:BH:5:GLY:HA3	29:BH:65:HIS:CD2	2.56	0.41
31:BN:128:HIS:O	31:BN:131:GLN:NE2	2.40	0.41
33:BP:59:LEU:HD23	33:BP:59:LEU:HA	1.73	0.41
34:BQ:101:ARG:HG3	34:BQ:102:VAL:N	2.36	0.41
34:BQ:133:ARG:HG2	34:BQ:134:ARG:N	2.36	0.41
35:BR:103:ARG:HH11	35:BR:103:ARG:CG	2.33	0.41
36:BS:77:ALA:O	36:BS:80:LEU:N	2.48	0.41
36:BS:82:ILE:HA	36:BS:83:LYS:CB	2.51	0.41
36:BS:99:LYS:O	36:BS:102:ALA:HB3	2.20	0.41
40:BW:64:MET:HE3	40:BW:109:GLU:HG3	2.02	0.41
42:BY:6:HIS:H	42:BY:6:HIS:HD2	1.68	0.41
1:CA:373:A:C2	1:CA:374:A:C8	3.09	0.41
1:CA:420:U:HO2'	1:CA:421:U:H6	1.67	0.41
1:CA:499:A:H4'	1:CA:500:G:H5'	2.02	0.41
1:CA:575:G:O2'	1:CA:821:G:H5'	2.21	0.41
1:CA:584:G:OP1	17:CQ:91:ARG:NH2	2.54	0.41
1:CA:626:U:H4'	16:CP:38:TYR:CZ	2.56	0.41

Continued on next page...

Continued from previous page...

Atom-1	Atom-2	Interatomic distance (Å)	Clash overlap (Å)
1:CA:657:G:C2	1:CA:750:G:C5	3.09	0.41
1:CA:968:A:C8	1:CA:1062:U:H4'	2.55	0.41
1:CA:1065:U:O2'	1:CA:1066:C:OP2	2.27	0.41
1:CA:1072:G:O6	1:CA:1102:A:N6	2.53	0.41
1:CA:1126:U:O2	1:CA:1126:U:H2'	2.21	0.41
1:CA:1154:G:C2	1:CA:1155:G:C5	3.09	0.41
1:CA:1308:U:H5'	13:CM:110:ARG:NH1	2.36	0.41
1:CA:1380:U:H5	7:CG:3:ARG:HA	1.85	0.41
1:CA:1442(A):G:H3'	1:CA:1442(B):A:C5'	2.51	0.41
1:CA:1442(A):G:C2'	1:CA:1442(B):A:H5''	2.50	0.41
2:CB:111:ARG:HD3	2:CB:111:ARG:HA	1.52	0.41
2:CB:180:LEU:HD23	2:CB:180:LEU:HA	1.79	0.41
3:CC:12:LEU:HD11	14:CN:51:GLY:HA2	2.03	0.41
3:CC:19:GLU:HA	3:CC:54:ARG:NH1	2.36	0.41
3:CC:121:ALA:HB2	3:CC:198:VAL:HG21	2.03	0.41
3:CC:136:GLN:HG2	3:CC:140:ARG:HD2	2.01	0.41
4:CD:146:ILE:N	4:CD:146:ILE:HD12	2.36	0.41
6:CF:55:ASP:HA	6:CF:56:PRO:HD2	1.78	0.41
7:CG:62:PHE:HA	7:CG:124:LEU:CD2	2.50	0.41
8:CH:30:ARG:O	8:CH:34:GLU:HB2	2.20	0.41
8:CH:48:TYR:HA	8:CH:60:ARG:O	2.20	0.41
8:CH:87:SER:HB2	8:CH:93:VAL:H	1.86	0.41
9:CI:44:VAL:HA	9:CI:45:ALA:HA	1.58	0.41
10:CJ:9:ARG:HG2	10:CJ:69:ASN:ND2	2.36	0.41
10:CJ:15:THR:HG22	10:CJ:91:PRO:HB2	2.03	0.41
10:CJ:39:PRO:HG3	10:CJ:70:ARG:HE	1.85	0.41
10:CJ:62:HIS:H	10:CJ:62:HIS:HD2	1.68	0.41
12:CL:6:THR:O	12:CL:9:GLN:HB2	2.20	0.41
13:CM:60:VAL:HG13	13:CM:64:TRP:HZ3	1.86	0.41
14:CN:23:ARG:HH11	14:CN:30:ALA:HB2	1.85	0.41
15:CO:21:ASP:OD2	15:CO:24:SER:HB3	2.20	0.41
16:CP:9:PHE:HB2	16:CP:16:HIS:O	2.21	0.41
21:CU:18:TYR:CG	21:CU:24:ARG:HG3	2.55	0.41
22:CX:78:ILE:HD13	22:CX:78:ILE:HA	1.83	0.41
22:CX:79:ASP:O	22:CX:82:ALA:HB3	2.21	0.41
23:DA:127:A:H5''	23:DA:128:C:C6	2.54	0.41
23:DA:271(Y):U:H6	23:DA:271(Y):U:H2'	1.69	0.41
23:DA:285:C:H2'	23:DA:286:C:H6	1.86	0.41
23:DA:458:G:O2'	51:D7:39:ARG:HD3	2.20	0.41
23:DA:563:G:H5'	23:DA:572:A:H4'	2.02	0.41
23:DA:708:C:H5'	23:DA:709:U:OP2	2.21	0.41

Continued on next page...

Continued from previous page...

Atom-1	Atom-2	Interatomic distance (Å)	Clash overlap (Å)
23:DA:794:G:H2'	23:DA:795:C:C6	2.55	0.41
23:DA:928:G:O6	56:DA:3686:HOH:O	2.22	0.41
23:DA:1171:G:H8	23:DA:1171:G:OP2	2.03	0.41
23:DA:1185:C:H5''	23:DA:1186:G:OP1	2.21	0.41
23:DA:1376:C:N4	23:DA:1377:G:C6	2.89	0.41
23:DA:1668:A:OP1	32:DO:5:GLN:HG3	2.21	0.41
23:DA:1712:C:H2'	23:DA:1713:U:C6	2.55	0.41
23:DA:1742:G:H2'	23:DA:1743:C:O4'	2.20	0.41
23:DA:2203:U:O2'	23:DA:2205:C:H5'	2.20	0.41
23:DA:2305:A:H2'	23:DA:2306:C:O4'	2.20	0.41
23:DA:2498:C:O2'	23:DA:2499:C:H5'	2.21	0.41
23:DA:2572:A:N7	26:DE:144:ARG:HD2	2.35	0.41
23:DA:2607:G:H2'	23:DA:2608:G:O4'	2.21	0.41
24:DB:46:A:C5	24:DB:47:C:C4	3.09	0.41
25:DD:136:ILE:HA	25:DD:137:PRO:HD3	1.95	0.41
25:DD:221:VAL:HG22	25:DD:226:MET:CE	2.51	0.41
26:DE:14:ILE:HG13	26:DE:21:VAL:HG13	2.03	0.41
27:DF:167:ALA:HB1	27:DF:173:VAL:HG11	2.02	0.41
29:DH:22:GLY:HA2	29:DH:37:VAL:O	2.20	0.41
29:DH:143:GLN:HG3	29:DH:147:ASN:ND2	2.36	0.41
30:DI:12:LEU:HD23	30:DI:12:LEU:HA	1.88	0.41
31:DN:12:ARG:HG3	31:DN:14:VAL:HG23	2.03	0.41
33:DP:38:GLN:HG3	33:DP:45:LEU:HD23	2.02	0.41
36:DS:77:ALA:O	36:DS:80:LEU:N	2.48	0.41
37:DT:35:LYS:HA	37:DT:40:THR:HG22	2.03	0.41
41:DX:25:LYS:HG3	41:DX:82:GLN:OE1	2.21	0.41
43:DZ:124:ILE:HD11	43:DZ:165:VAL:HG11	2.03	0.41
45:D1:82:LEU:CA	45:D1:85:LEU:HD23	2.40	0.41
48:D4:14:ILE:HD12	48:D4:22:ILE:HB	2.03	0.41
50:D6:40:CYS:SG	50:D6:42:TRP:N	2.92	0.41
1:AA:200:G:H2'	1:AA:201:C:O4'	2.21	0.41
1:AA:375:U:H4'	16:AP:17:TYR:CE2	2.55	0.41
1:AA:933:G:P	7:AG:4:ARG:HE	2.41	0.41
1:AA:1170:A:C2	1:AA:1171:G:H1'	2.56	0.41
1:AA:1219:U:P	14:AN:19:ARG:HH22	2.42	0.41
1:AA:1235:U:H4'	21:AU:4:GLY:H	1.84	0.41
1:AA:1359:C:O2'	1:AA:1361:G:N7	2.53	0.41
2:AB:215:LEU:HA	2:AB:215:LEU:HD23	1.68	0.41
3:AC:40:ARG:O	3:AC:44:GLU:HB2	2.20	0.41
4:AD:156:GLU:N	4:AD:156:GLU:OE1	2.53	0.41
7:AG:75:VAL:HG11	7:AG:144:MET:HB3	2.02	0.41

Continued on next page...

Continued from previous page...

Atom-1	Atom-2	Interatomic distance (Å)	Clash overlap (Å)
9:AI:76:ALA:O	9:AI:80:GLY:N	2.29	0.41
12:AL:53:ARG:NH1	12:AL:92:ASP:OD2	2.54	0.41
23:BA:1257:C:O2'	27:BF:84:VAL:HG23	2.20	0.41
23:BA:1336:A:H2'	23:BA:1337:G:C8	2.56	0.41
23:BA:2108:C:H42	23:BA:2181:G:H1	1.69	0.41
23:BA:2330:G:H2'	23:BA:2331:G:O4'	2.21	0.41
23:BA:2893:G:N3	23:BA:2893:G:H2'	2.36	0.41
26:BE:37:ARG:HB2	26:BE:46:ALA:N	2.36	0.41
27:BF:112:MET:HE2	27:BF:112:MET:HB2	1.91	0.41
27:BF:196:LEU:HD23	27:BF:196:LEU:HA	1.72	0.41
28:BG:128:ARG:HE	28:BG:128:ARG:HB2	1.55	0.41
28:BG:139:LEU:HB3	28:BG:144:ILE:HG22	2.03	0.41
28:BG:169:ALA:O	28:BG:173:LEU:HG	2.21	0.41
28:BG:174:GLU:HG2	28:BG:180:PHE:CD1	2.56	0.41
34:BQ:72:LYS:HB3	34:BQ:94:VAL:HG23	2.03	0.41
39:BV:18:LEU:HA	39:BV:18:LEU:HD23	1.84	0.41
43:BZ:152:ALA:HA	43:BZ:155:LEU:HB2	2.02	0.41
44:B0:25:ARG:HD2	44:B0:29:GLN:NE2	2.36	0.41
1:CA:148:G:C2	1:CA:149:A:N7	2.88	0.41
1:CA:436:C:O2'	1:CA:437:U:P	2.79	0.41
1:CA:437:U:C4	1:CA:438:G:C6	3.09	0.41
1:CA:627:G:N3	1:CA:628:G:C8	2.88	0.41
1:CA:685:G:C2	1:CA:686:U:C4	3.09	0.41
1:CA:836:G:C6	1:CA:851:G:C6	3.09	0.41
1:CA:1268:A:O2'	1:CA:1326:C:H4'	2.21	0.41
1:CA:1292:U:O2'	1:CA:1293:G:H5'	2.20	0.41
2:CB:74:LYS:H	2:CB:74:LYS:HG2	1.58	0.41
3:CC:150:LYS:O	3:CC:201:TYR:N	2.54	0.41
3:CC:184:TYR:HA	3:CC:200:ALA:O	2.21	0.41
9:CI:109:VAL:HG22	9:CI:110:GLU:H	1.86	0.41
13:CM:19:LEU:HA	13:CM:22:ILE:CD1	2.51	0.41
13:CM:25:ILE:HG23	13:CM:29:ARG:CB	2.51	0.41
23:DA:189:G:H2'	23:DA:205:G:N2	2.36	0.41
23:DA:198:C:H5'	23:DA:2244:U:OP1	2.21	0.41
23:DA:322:A:H4'	23:DA:323:G:OP2	2.21	0.41
23:DA:410:G:C2	23:DA:418:G:C2	3.09	0.41
23:DA:481:G:H1'	23:DA:507:A:N1	2.36	0.41
23:DA:862:G:OP2	56:DA:4349:HOH:O	2.21	0.41
23:DA:1507:A:O2'	23:DA:1508:A:C8	2.63	0.41
23:DA:1957:C:H2'	23:DA:1958:C:C6	2.56	0.41
23:DA:2115:G:H4'	23:DA:2167:U:C4'	2.45	0.41

Continued on next page...

Continued from previous page...

Atom-1	Atom-2	Interatomic distance (Å)	Clash overlap (Å)
23:DA:2338:G:O2'	23:DA:2339:G:H5'	2.21	0.41
24:DB:113:G:H2'	24:DB:114:C:O4'	2.21	0.41
34:DQ:110:THR:HG23	34:DQ:113:GLN:HB2	2.02	0.41
40:DW:79:GLY:CA	40:DW:100:THR:HG22	2.49	0.41
47:D3:36:VAL:O	47:D3:37:LEU:HD23	2.20	0.41
1:AA:78:G:O2'	1:AA:79:G:OP2	2.36	0.40
1:AA:134:A:H1'	1:AA:325:A:C5	2.56	0.40
1:AA:357:G:C2	1:AA:358:U:C5	3.09	0.40
1:AA:622:A:C8	1:AA:623:C:C6	3.09	0.40
1:AA:832:C:N3	1:AA:855:G:C6	2.89	0.40
1:AA:951:G:N3	1:AA:970:C:O2'	2.50	0.40
1:AA:1008:C:H2'	1:AA:1009:G:O4'	2.21	0.40
1:AA:1099:G:H5'	1:AA:1100:C:OP2	2.21	0.40
1:AA:1189:C:OP1	10:AJ:51:ARG:NH2	2.51	0.40
1:AA:1202:G:H1'	14:AN:42:ILE:HD13	2.02	0.40
1:AA:1255:G:H3'	1:AA:1279:A:H61	1.87	0.40
2:AB:37:ASN:O	2:AB:39:ILE:HD12	2.21	0.40
2:AB:38:GLY:O	2:AB:39:ILE:HG13	2.21	0.40
2:AB:70:PHE:HE2	2:AB:163:PHE:HD2	1.69	0.40
4:AD:94:LEU:HD23	4:AD:94:LEU:HA	1.89	0.40
4:AD:98:GLU:O	4:AD:104:VAL:HG23	2.21	0.40
6:AF:97:PHE:CD2	18:AR:31:LEU:HD21	2.50	0.40
10:AJ:91:PRO:CG	10:AJ:94:VAL:HB	2.42	0.40
13:AM:3:ARG:CZ	13:AM:3:ARG:HB2	2.51	0.40
18:AR:56:THR:HB	18:AR:58:LEU:HD13	2.03	0.40
23:BA:19:C:H2'	23:BA:20:C:C6	2.57	0.40
23:BA:224:G:H2'	23:BA:225:A:O4'	2.22	0.40
23:BA:288:C:H2'	23:BA:289:A:C8	2.56	0.40
23:BA:652(T):C:H2'	23:BA:652(U):G:C8	2.56	0.40
23:BA:883:G:H8	23:BA:883:G:O5'	2.04	0.40
23:BA:2125:G:N2	23:BA:2126:A:N6	2.69	0.40
23:BA:2251:G:C6	23:BA:2252:G:C6	3.09	0.40
23:BA:2791:C:C4	23:BA:2893:G:O4'	2.73	0.40
27:BF:103:LYS:H	27:BF:103:LYS:HG3	1.74	0.40
28:BG:36:LYS:HE3	28:BG:160:VAL:HG21	2.03	0.40
34:BQ:59:ARG:HB3	34:BQ:60:ARG:H	1.73	0.40
1:CA:115:G:H4'	1:CA:116:A:O5'	2.19	0.40
1:CA:145:G:C6	1:CA:146:G:C5	3.09	0.40
1:CA:489:C:C4	1:CA:490:G:N7	2.89	0.40
1:CA:628:G:O2'	1:CA:629:G:H5'	2.21	0.40
1:CA:693:G:H2'	1:CA:694:A:C8	2.56	0.40

Continued on next page...

Continued from previous page...

Atom-1	Atom-2	Interatomic distance (Å)	Clash overlap (Å)
1:CA:875:C:H5''	1:CA:876:G:OP2	2.21	0.40
1:CA:1091:U:C2	1:CA:1095:U:C4	3.09	0.40
1:CA:1095:U:OP2	1:CA:1108:G:N1	2.50	0.40
1:CA:1204:A:H5''	1:CA:1205:U:OP2	2.21	0.40
1:CA:1206:G:C2'	1:CA:1207:G:H5'	2.51	0.40
1:CA:1318:A:H4'	19:CS:10:PHE:CD2	2.56	0.40
2:CB:25:ASN:HA	2:CB:26:PRO:HD2	1.93	0.40
2:CB:94:ASN:HB3	2:CB:95:GLN:NE2	2.36	0.40
3:CC:54:ARG:HB3	3:CC:69:HIS:CD2	2.57	0.40
8:CH:134:ILE:HG22	8:CH:135:CYS:SG	2.61	0.40
9:CI:9:ARG:HA	9:CI:14:VAL:HA	2.03	0.40
17:CQ:99:SER:C	17:CQ:100:LYS:HD3	2.41	0.40
19:CS:35:SER:HA	19:CS:37:ARG:HG2	2.03	0.40
23:DA:26:G:H1'	23:DA:515:A:H61	1.86	0.40
23:DA:652(B):A:O2'	23:DA:652(C):G:H5'	2.21	0.40
23:DA:686:G:N2	23:DA:788:A:H61	2.20	0.40
23:DA:1417:C:H2'	23:DA:1418:G:O4'	2.21	0.40
23:DA:1655:A:H3'	23:DA:1656:C:H6	1.86	0.40
23:DA:1790:C:H2'	23:DA:1791:A:C5	2.56	0.40
23:DA:1971:A:H5''	56:DA:4209:HOH:O	2.19	0.40
23:DA:2110:G:C6	23:DA:2120:G:C8	3.09	0.40
23:DA:2464:C:N3	23:DA:2487:G:C2	2.89	0.40
23:DA:2791:C:H3'	23:DA:2791:C:OP2	2.21	0.40
25:DD:146:GLU:HG2	25:DD:152:GLY:C	2.41	0.40
33:DP:38:GLN:C	33:DP:40:SER:N	2.74	0.40
33:DP:147:LEU:HD22	33:DP:147:LEU:HA	1.87	0.40
34:DQ:30:GLY:HA2	34:DQ:107:ALA:HB2	2.03	0.40
35:DR:62:ALA:O	35:DR:66:VAL:HG23	2.21	0.40
1:AA:35:G:H2'	1:AA:36:C:H6	1.86	0.40
1:AA:189(C):C:H2'	1:AA:189(D):C:O4'	2.21	0.40
1:AA:634:C:H2'	1:AA:635:G:H8	1.86	0.40
1:AA:690:G:C6	1:AA:691:G:C6	3.09	0.40
1:AA:693:G:H2'	1:AA:694:A:C8	2.56	0.40
1:AA:789:U:O2	1:AA:791:G:C8	2.74	0.40
1:AA:1345:U:OP1	9:AI:120:ARG:NH1	2.54	0.40
1:AA:1445:C:H2'	1:AA:1446:U:H5'	2.04	0.40
1:AA:1452:C:H6	1:AA:1452:C:H5''	1.86	0.40
1:AA:1496:C:H2'	1:AA:1497:G:O4'	2.21	0.40
4:AD:111:ALA:HB1	4:AD:116:GLN:OE1	2.21	0.40
8:AH:81:HIS:N	8:AH:138:TRP:O	2.54	0.40
11:AK:91:ARG:NH1	11:AK:110:ASP:OD1	2.55	0.40

Continued on next page...

Continued from previous page...

Atom-1	Atom-2	Interatomic distance (Å)	Clash overlap (Å)
23:BA:7:G:H2'	23:BA:8:A:O4'	2.20	0.40
23:BA:271(H):G:O2'	23:BA:271(I):G:P	2.79	0.40
23:BA:719:C:H6	23:BA:719:C:O5'	2.04	0.40
23:BA:1194:A:N7	56:BA:5296:HOH:O	2.37	0.40
23:BA:1224:C:O5'	23:BA:1224:C:H6	2.04	0.40
23:BA:1247:A:OP1	27:BF:95:ARG:NH2	2.46	0.40
23:BA:1450:G:H2'	23:BA:1450(A):C:C6	2.56	0.40
23:BA:1817:G:H2'	23:BA:1818:U:H5'	2.03	0.40
23:BA:1876:A:OP2	23:BA:1876:A:H8	2.04	0.40
23:BA:2228:G:C5	23:BA:2229:C:C4	3.09	0.40
23:BA:2241:A:N7	56:BA:4293:HOH:O	2.37	0.40
23:BA:2342:C:O2'	23:BA:2374:C:H5''	2.21	0.40
23:BA:2349:G:OP1	56:BA:3933:HOH:O	2.22	0.40
23:BA:2561:A:H2'	23:BA:2562:U:O4'	2.21	0.40
23:BA:2709:G:N2	56:BA:4848:HOH:O	2.54	0.40
23:BA:2892:A:C2'	23:BA:2893:G:H5'	2.51	0.40
24:BB:24:G:N7	24:BB:56:G:H2'	2.36	0.40
24:BB:90:A:N7	24:BB:91:C:H1'	2.36	0.40
25:BD:67:PHE:HB3	25:BD:153:ALA:H	1.86	0.40
25:BD:180:GLY:HA3	25:BD:275:LYS:HG2	2.03	0.40
29:BH:35:VAL:HA	29:BH:36:PRO:HD2	1.74	0.40
33:BP:127:ALA:C	33:BP:148:LEU:HD23	2.40	0.40
43:BZ:44:PHE:CE2	43:BZ:86:VAL:HG11	2.56	0.40
1:CA:78:G:H1	1:CA:91:C:H42	1.68	0.40
1:CA:318:G:H2'	1:CA:319:G:H8	1.85	0.40
1:CA:333:G:H4'	20:CT:16:HIS:CE1	2.56	0.40
1:CA:377:G:H2'	1:CA:378:G:H8	1.82	0.40
1:CA:536:C:H2'	1:CA:537:G:C8	2.56	0.40
1:CA:620:C:H2'	1:CA:621:A:O4'	2.21	0.40
1:CA:918:A:H2'	1:CA:919:A:O4'	2.21	0.40
1:CA:959:A:H2'	1:CA:960:U:H4'	2.02	0.40
1:CA:997:U:O5'	1:CA:997:U:H6	2.04	0.40
1:CA:1089:G:C6	1:CA:1090:U:C4	3.09	0.40
1:CA:1287:A:N6	1:CA:1370:G:H21	2.18	0.40
1:CA:1308:U:H5'	13:CM:110:ARG:CZ	2.51	0.40
2:CB:70:PHE:HE2	2:CB:163:PHE:HD2	1.69	0.40
5:CE:102:ALA:O	5:CE:107:ARG:NH1	2.54	0.40
8:CH:38:ILE:HG13	8:CH:118:VAL:HG12	2.03	0.40
10:CJ:45:ARG:HD3	10:CJ:65:LEU:HD23	2.02	0.40
16:CP:39:TYR:CG	16:CP:73:LEU:HD13	2.56	0.40
20:CT:89:ARG:HH22	20:CT:104:LEU:H	1.67	0.40

Continued on next page...

Continued from previous page...

Atom-1	Atom-2	Interatomic distance (Å)	Clash overlap (Å)
23:DA:28:A:C5	23:DA:29:U:C5	3.09	0.40
23:DA:31:C:C4	23:DA:32:C:C5	3.10	0.40
23:DA:478:A:N6	23:DA:502:A:N6	2.69	0.40
23:DA:610:G:N2	23:DA:619:G:H1'	2.35	0.40
23:DA:719:C:H2'	23:DA:720:C:H6	1.87	0.40
23:DA:895:U:H5''	23:DA:895:U:H6	1.86	0.40
23:DA:1512:U:H2'	23:DA:1513:C:H6	1.87	0.40
23:DA:1971:A:C4	25:DD:241:PRO:HD3	2.56	0.40
23:DA:2100:G:C6	23:DA:2101:G:C5	3.09	0.40
23:DA:2360:A:H8	23:DA:2360:A:O5'	2.05	0.40
23:DA:2492:U:H2'	23:DA:2493:U:H6	1.83	0.40
23:DA:2584:U:H2'	23:DA:2585:U:H2'	2.02	0.40
23:DA:2714:G:O2'	23:DA:2715:C:H5'	2.20	0.40
25:DD:275:LYS:O	25:DD:275:LYS:HG3	2.21	0.40
27:DF:93:LYS:HD3	27:DF:93:LYS:HA	1.85	0.40
27:DF:202:PHE:O	27:DF:205:ARG:HB3	2.21	0.40
30:DI:45:LYS:O	30:DI:48:GLU:N	2.54	0.40
31:DN:12:ARG:HD3	31:DN:50:ASP:OD2	2.21	0.40
33:DP:86:LYS:HB3	33:DP:117:GLU:O	2.22	0.40
1:AA:91:C:H6	1:AA:91:C:O5'	2.04	0.40
1:AA:127:G:O2'	17:AQ:2:PRO:O	2.39	0.40
1:AA:267:C:OP2	17:AQ:67:LYS:HD2	2.21	0.40
1:AA:566:G:H4'	1:AA:567:G:OP1	2.21	0.40
1:AA:855:G:C6	1:AA:856:C:C4	3.09	0.40
1:AA:875:C:C4	1:AA:876:G:N7	2.90	0.40
1:AA:1002:G:C2	1:AA:1003:G:H1'	2.57	0.40
1:AA:1030(C):G:H8	1:AA:1030(C):G:H3'	1.86	0.40
1:AA:1074:G:N3	1:AA:1102:A:C2	2.90	0.40
1:AA:1121:U:O2'	1:AA:1122:U:H5'	2.20	0.40
4:AD:22:LYS:HB3	4:AD:26:CYS:HB2	2.02	0.40
7:AG:108:ALA:O	7:AG:111:ARG:HB2	2.22	0.40
7:AG:113:GLU:O	7:AG:119:ARG:HB2	2.20	0.40
8:AH:36:LEU:O	8:AH:45:ILE:HD11	2.21	0.40
9:AI:5:TYR:HE1	9:AI:16:ARG:HA	1.87	0.40
9:AI:78:LYS:O	9:AI:82:ALA:HB3	2.22	0.40
11:AK:110:ASP:CB	18:AR:85:LEU:HD12	2.52	0.40
20:AT:53:LEU:O	20:AT:56:MET:HG3	2.21	0.40
23:BA:530:G:O6	23:BA:2023:G:OP1	2.39	0.40
23:BA:704:G:H1'	23:BA:726:G:N2	2.37	0.40
23:BA:884:C:H2'	23:BA:885:C:O4'	2.22	0.40
23:BA:1022:G:C5	23:BA:1140:C:C4	3.09	0.40

Continued on next page...

Continued from previous page...

Atom-1	Atom-2	Interatomic distance (Å)	Clash overlap (Å)
23:BA:1213:A:N3	23:BA:1238:G:O2'	2.45	0.40
23:BA:1647:G:P	23:BA:1647:G:H3'	2.60	0.40
23:BA:1996:C:H4'	23:BA:1997:G:OP1	2.21	0.40
23:BA:2296:U:N3	23:BA:2333:A:C2	2.89	0.40
23:BA:2301:C:H2'	23:BA:2302:G:H8	1.86	0.40
23:BA:2317:C:C2'	23:BA:2318:G:H5'	2.39	0.40
24:BB:8:U:H5'	24:BB:9:G:OP2	2.21	0.40
25:BD:183:ARG:HG3	25:BD:270:ILE:HG12	2.03	0.40
27:BF:34:TRP:NE1	33:BP:8:PRO:HD3	2.36	0.40
28:BG:20:ILE:O	28:BG:24:GLY:N	2.46	0.40
35:BR:53:HIS:O	35:BR:56:LYS:HB2	2.20	0.40
36:BS:32:LEU:HD23	36:BS:32:LEU:HA	1.85	0.40
37:BT:99:LEU:HD22	37:BT:101:PHE:HE1	1.85	0.40
41:BX:84:ALA:HB3	41:BX:87:GLN:CD	2.41	0.40
43:BZ:76:LEU:HD12	43:BZ:76:LEU:HA	1.64	0.40
46:B2:50:ILE:C	46:B2:52:ASP:N	2.73	0.40
1:CA:127:G:O2'	17:CQ:2:PRO:O	2.39	0.40
1:CA:665:A:H2'	1:CA:725:G:N2	2.36	0.40
1:CA:729:A:H2'	1:CA:730:G:H8	1.87	0.40
1:CA:1250:A:N1	1:CA:1251:A:N1	2.70	0.40
1:CA:1265:G:N2	1:CA:1271:G:C4	2.90	0.40
1:CA:1270:C:H6	1:CA:1270:C:O5'	2.05	0.40
1:CA:1296:C:H4'	1:CA:1302:U:C5	2.56	0.40
1:CA:1300:G:O2'	1:CA:1301:U:O5'	2.33	0.40
1:CA:1300:G:O6	1:CA:1334:G:H3'	2.21	0.40
1:CA:1392:G:N2	1:CA:1502:A:H8	2.19	0.40
1:CA:1429:C:H2'	1:CA:1430:C:H6	1.86	0.40
1:CA:1429:C:O2'	23:DA:1704:G:H5'	2.21	0.40
3:CC:52:LEU:HD23	3:CC:52:LEU:O	2.21	0.40
4:CD:18:LYS:HG3	4:CD:31:CYS:SG	2.60	0.40
11:CK:34:ASP:OD2	11:CK:38:ASN:N	2.54	0.40
13:CM:86:CYS:SG	13:CM:88:ARG:HG2	2.62	0.40
18:CR:53:ARG:HE	18:CR:59:SER:C	2.25	0.40
23:DA:123:G:H2'	23:DA:124:G:O4'	2.21	0.40
23:DA:275:G:H2'	23:DA:276:A:H5'	2.04	0.40
23:DA:303:U:H2'	23:DA:304:G:H8	1.86	0.40
23:DA:414:C:O2'	23:DA:415:A:H5'	2.22	0.40
23:DA:996:A:N6	23:DA:1160:G:C6	2.90	0.40
23:DA:1558:A:N3	23:DA:1558:A:O4'	2.52	0.40
23:DA:1864:U:H5''	23:DA:2410:G:O2'	2.22	0.40
23:DA:2286:A:H4'	23:DA:2287:A:O4'	2.22	0.40

Continued on next page...

Continued from previous page...

Atom-1	Atom-2	Interatomic distance (Å)	Clash overlap (Å)
24:DB:60:C:C2	24:DB:61:G:C8	3.09	0.40
26:DE:203:LYS:CB	26:DE:204:ALA:HA	2.51	0.40
27:DF:170:LEU:HA	27:DF:171:PRO:HD3	1.90	0.40
28:DG:97:ASP:O	28:DG:101:ILE:HG13	2.22	0.40
31:DN:67:LEU:O	31:DN:88:GLU:HG3	2.21	0.40
33:DP:106:LEU:HD23	33:DP:106:LEU:HA	1.88	0.40
35:DR:67:LEU:HD13	35:DR:67:LEU:HA	1.72	0.40
40:DW:59:VAL:HG12	40:DW:60:ASN:HD22	1.86	0.40
43:DZ:92:SER:HB2	43:DZ:94:GLU:HG2	2.03	0.40
49:D5:36:CYS:O	49:D5:37:LYS:HD3	2.22	0.40
1:AA:519:C:H2'	1:AA:520:A:C8	2.55	0.40
1:AA:628:G:O2'	1:AA:629:G:H5'	2.21	0.40
1:AA:663:A:C2'	1:AA:664:G:H5'	2.51	0.40
1:AA:683:G:C2	1:AA:708:C:C2	3.09	0.40
1:AA:827:U:H5''	1:AA:828:A:OP2	2.20	0.40
1:AA:870:U:H3'	56:AA:1963:HOH:O	2.21	0.40
1:AA:1005:A:OP2	1:AA:1005:A:C8	2.75	0.40
1:AA:1030(D):A:H62	1:AA:1031:G:H21	1.70	0.40
1:AA:1097:C:H1'	1:AA:1170:A:H1'	2.03	0.40
1:AA:1151:A:C5'	10:AJ:41:PRO:HA	2.51	0.40
3:AC:30:ARG:HH21	14:AN:35:ARG:HA	1.86	0.40
5:AE:90:VAL:HG23	5:AE:121:LYS:O	2.21	0.40
5:AE:127:ASN:HA	5:AE:128:PRO:HD3	1.85	0.40
8:AH:30:ARG:O	8:AH:34:GLU:HB2	2.21	0.40
9:AI:103:THR:O	9:AI:103:THR:HG23	2.21	0.40
15:AO:21:ASP:OD2	15:AO:24:SER:HB3	2.21	0.40
19:AS:36:ARG:HH22	19:AS:76:PRO:HA	1.87	0.40
23:BA:528:A:N1	23:BA:2043:C:O5'	2.55	0.40
23:BA:563:G:H5'	23:BA:572:A:H4'	2.04	0.40
23:BA:921:G:H2'	23:BA:922:U:C6	2.57	0.40
23:BA:1448:G:H5''	23:BA:1542:A:OP1	2.21	0.40
23:BA:2409:G:C6	23:BA:2410:G:C5	3.09	0.40
23:BA:2466:C:C2	23:BA:2485:G:C2	3.09	0.40
23:BA:2628:C:H5''	23:BA:2629:A:O5'	2.21	0.40
23:BA:2818:G:O2'	23:BA:2819:G:H5'	2.21	0.40
28:BG:97:ASP:O	28:BG:101:ILE:HG13	2.22	0.40
35:BR:2:ARG:CZ	35:BR:2:ARG:HB3	2.46	0.40
43:BZ:70:LEU:HD23	43:BZ:70:LEU:HA	1.93	0.40
1:CA:35:G:N3	12:CL:118:SER:HB2	2.37	0.40
1:CA:68:G:N2	1:CA:152:A:O2'	2.55	0.40
1:CA:784:C:H4'	23:DA:1837:C:OP1	2.21	0.40

Continued on next page...

Continued from previous page...

Atom-1	Atom-2	Interatomic distance (Å)	Clash overlap (Å)
1:CA:794:A:H2'	1:CA:795:C:O4'	2.21	0.40
1:CA:1072:G:C2	1:CA:1104:G:C2	3.10	0.40
1:CA:1175:G:C2	1:CA:1176:A:C4	3.10	0.40
1:CA:1256:A:H5''	1:CA:1257:U:OP1	2.21	0.40
1:CA:1442(A):G:C3'	1:CA:1442(B):A:H5''	2.51	0.40
1:CA:1446:U:H4'	1:CA:1447:A:C6	2.56	0.40
7:CG:38:LEU:O	7:CG:42:ILE:HG12	2.22	0.40
9:CI:52:ALA:HB2	9:CI:101:PHE:CE1	2.56	0.40
17:CQ:13:ASP:HB3	17:CQ:19:VAL:HG12	2.03	0.40
23:DA:315:G:H2'	23:DA:316:C:H6	1.87	0.40
23:DA:994:C:OP1	38:DU:53:ARG:NH2	2.53	0.40
23:DA:1579:A:H2'	23:DA:1580:A:C8	2.56	0.40
23:DA:1602:U:O4	56:DA:3939:HOH:O	2.21	0.40
23:DA:1606:G:H5''	23:DA:1607:C:OP1	2.21	0.40
23:DA:1722:A:C2	23:DA:1740:G:C8	3.09	0.40
23:DA:1756:G:H4'	23:DA:1758:G:O4'	2.22	0.40
23:DA:1918:A:O2'	23:DA:1920:C:N4	2.54	0.40
23:DA:2099:U:H3	23:DA:2190:G:H1	1.68	0.40
23:DA:2287:A:N6	23:DA:2344:U:N3	2.56	0.40
23:DA:2427:C:H5''	23:DA:2428:G:OP1	2.22	0.40
26:DE:9:VAL:HB	37:DT:3:ARG:HG2	2.02	0.40
26:DE:179:GLU:HB3	26:DE:181:LEU:CD2	2.51	0.40
28:DG:16:ARG:NE	28:DG:31:VAL:HG21	2.33	0.40
31:DN:47:ALA:HB2	31:DN:112:LEU:CD1	2.45	0.40
34:DQ:7:MET:HE3	34:DQ:7:MET:HB2	1.66	0.40
34:DQ:35:VAL:HG23	34:DQ:101:ARG:O	2.20	0.40
34:DQ:42:ILE:CG2	34:DQ:47:ILE:HG13	2.51	0.40
39:DV:24:LYS:HA	39:DV:92:THR:OG1	2.22	0.40
44:D0:14:ARG:HG3	44:D0:14:ARG:NH1	2.36	0.40
48:D4:9:LEU:HD22	48:D4:26:SER:HA	2.02	0.40
1:AA:560:U:H4'	1:AA:561:U:C5'	2.51	0.40
1:AA:1041:A:C2'	1:AA:1042:G:H5'	2.52	0.40
1:AA:1193:G:H4'	5:AE:25:ARG:NH2	2.37	0.40
1:AA:1316:G:H4'	14:AN:18:VAL:CG1	2.51	0.40
1:AA:1360:A:C8	14:AN:18:VAL:HG12	2.56	0.40
3:AC:134:ILE:HG22	3:AC:168:ALA:HB3	2.03	0.40
4:AD:7:PRO:HB2	4:AD:10:ARG:HD2	2.03	0.40
9:AI:67:GLY:O	9:AI:73:GLN:HG3	2.22	0.40
11:AK:82:VAL:O	11:AK:109:VAL:HG23	2.21	0.40
13:AM:92:HIS:HA	13:AM:110:ARG:HH22	1.86	0.40
13:AM:92:HIS:CE1	13:AM:98:VAL:HG21	2.56	0.40

Continued on next page...

Continued from previous page...

Atom-1	Atom-2	Interatomic distance (Å)	Clash overlap (Å)
18:AR:56:THR:CB	18:AR:58:LEU:HD13	2.52	0.40
23:BA:271(S):G:C6	23:BA:271(T):C:C4	3.09	0.40
23:BA:314:A:H2'	23:BA:315:G:H5'	2.03	0.40
23:BA:515:A:H1'	23:BA:581:C:H1'	2.04	0.40
23:BA:646:A:H5'	56:BA:5354:HOH:O	2.21	0.40
23:BA:1019:U:H3	23:BA:1142(A):A:N6	2.06	0.40
23:BA:1154:G:H8	23:BA:1154:G:O5'	2.04	0.40
23:BA:1260:G:C6	23:BA:1261:C:C4	3.10	0.40
23:BA:1406:U:H2'	23:BA:1407:C:H6	1.83	0.40
23:BA:2291:U:H2'	23:BA:2292:C:C6	2.57	0.40
23:BA:2762:G:H2'	23:BA:2763:G:H5'	2.04	0.40
23:BA:2791:C:H2'	23:BA:2792:G:C8	2.57	0.40
56:BA:4338:HOH:O	45:B1:18:ILE:N	2.48	0.40
24:BB:77:U:H4'	43:BZ:84:GLU:OE1	2.22	0.40
24:BB:117:G:O5'	24:BB:117:G:H8	2.04	0.40
26:BE:38:THR:O	26:BE:42:ASP:N	2.51	0.40
26:BE:97:LYS:HA	26:BE:98:PRO:HD3	1.96	0.40
26:BE:203:LYS:CB	26:BE:204:ALA:HA	2.52	0.40
28:BG:125:PHE:CE1	28:BG:170:ARG:HG2	2.57	0.40
30:BI:37:VAL:HG12	30:BI:38:LEU:N	2.36	0.40
42:BY:14:LEU:HD12	42:BY:23:ARG:O	2.21	0.40
1:CA:35:G:O2'	12:CL:121:GLY:HA2	2.21	0.40
1:CA:105:G:H2'	1:CA:106:C:H6	1.87	0.40
1:CA:126:G:OP1	1:CA:605:U:O2'	2.39	0.40
1:CA:319:G:C2	1:CA:320:C:C2	3.10	0.40
1:CA:947:G:O2'	1:CA:1306:A:H4'	2.21	0.40
1:CA:1262:C:H2'	1:CA:1263:C:C6	2.56	0.40
1:CA:1313:U:H3	1:CA:1324:A:H61	1.69	0.40
1:CA:1336:C:H4'	1:CA:1337:G:O4'	2.22	0.40
1:CA:1346:A:H4'	1:CA:1347:G:OP1	2.21	0.40
2:CB:14:GLY:HA3	2:CB:16:HIS:CE1	2.56	0.40
2:CB:80:ILE:HG21	2:CB:208:ILE:CG2	2.51	0.40
2:CB:100:GLY:HA3	2:CB:104:ASN:HB3	2.03	0.40
2:CB:205:ASP:C	2:CB:211:ILE:HD11	2.42	0.40
8:CH:112:LEU:HB3	8:CH:133:LEU:HA	2.03	0.40
9:CI:66:ARG:C	9:CI:73:GLN:HE21	2.25	0.40
10:CJ:40:LEU:HG	10:CJ:69:ASN:O	2.21	0.40
13:CM:105:THR:OG1	13:CM:106:ASN:N	2.52	0.40
16:CP:40:ASP:HA	16:CP:41:PRO:HD2	1.93	0.40
22:CX:68:GLN:O	22:CX:72:ALA:HB3	2.22	0.40
23:DA:26:G:C6	23:DA:27:G:N1	2.89	0.40

Continued on next page...

Continued from previous page...

Atom-1	Atom-2	Interatomic distance (Å)	Clash overlap (Å)
23:DA:65:C:O2'	23:DA:456:C:O2	2.39	0.40
23:DA:94:C:O2	23:DA:94:C:H2'	2.20	0.40
23:DA:194:G:H2'	23:DA:195:A:O4'	2.21	0.40
23:DA:705:A:C2	23:DA:727:A:H1'	2.57	0.40
23:DA:1204:A:N6	23:DA:1240:U:H2'	2.37	0.40
23:DA:1676:A:C8	56:DA:4368:HOH:O	2.72	0.40
23:DA:2028:U:H2'	23:DA:2029:G:O4'	2.22	0.40
23:DA:2070:G:H2'	23:DA:2071:A:C8	2.57	0.40
23:DA:2139:C:H2'	23:DA:2140:C:O4'	2.22	0.40
23:DA:2406:U:OP2	23:DA:2406:U:H6	2.04	0.40
23:DA:2576:G:O2'	23:DA:2579:C:OP2	2.29	0.40
23:DA:2729:G:H2'	23:DA:2730:C:C6	2.56	0.40
24:DB:23:G:H1	24:DB:60:C:H42	1.69	0.40
25:DD:154:LYS:HB2	25:DD:155:LEU:HD12	2.03	0.40
43:DZ:144:LEU:HD21	43:DZ:150:LEU:HG	2.03	0.40
51:D7:47:ARG:HH11	51:D7:47:ARG:CG	2.33	0.40
51:D7:48:LYS:HB2	51:D7:48:LYS:HE2	1.88	0.40

All (2) symmetry-related close contacts are listed below. The label for Atom-2 includes the symmetry operator and encoded unit-cell translations to be applied.

Atom-1	Atom-2	Interatomic distance (Å)	Clash overlap (Å)
23:BA:1594:G:OP1	56:BB:323:HOH:O[1_455]	2.18	0.02
30:BI:91:SER:OG	1:CA:368:U:OP1[3_654]	2.19	0.01

5.3 Torsion angles [i](#)

5.3.1 Protein backbone [i](#)

In the following table, the Percentiles column shows the percent Ramachandran outliers of the chain as a percentile score with respect to all X-ray entries followed by that with respect to entries of similar resolution.

The Analysed column shows the number of residues for which the backbone conformation was analysed, and the total number of residues.

Mol	Chain	Analysed	Favoured	Allowed	Outliers	Percentiles
2	AB	228/256 (89%)	199 (87%)	28 (12%)	1 (0%)	34 69
2	CB	227/256 (89%)	197 (87%)	29 (13%)	1 (0%)	34 69

Continued on next page...

Continued from previous page...

Mol	Chain	Analysed	Favoured	Allowed	Outliers	Percentiles	
3	AC	204/239 (85%)	175 (86%)	28 (14%)	1 (0%)	29	64
3	CC	204/239 (85%)	177 (87%)	27 (13%)	0	100	100
4	AD	206/209 (99%)	190 (92%)	16 (8%)	0	100	100
4	CD	206/209 (99%)	190 (92%)	16 (8%)	0	100	100
5	AE	146/162 (90%)	134 (92%)	12 (8%)	0	100	100
5	CE	146/162 (90%)	135 (92%)	10 (7%)	1 (1%)	22	57
6	AF	98/101 (97%)	97 (99%)	1 (1%)	0	100	100
6	CF	98/101 (97%)	96 (98%)	2 (2%)	0	100	100
7	AG	153/156 (98%)	138 (90%)	13 (8%)	2 (1%)	12	42
7	CG	153/156 (98%)	132 (86%)	20 (13%)	1 (1%)	22	57
8	AH	136/138 (99%)	131 (96%)	5 (4%)	0	100	100
8	CH	136/138 (99%)	131 (96%)	5 (4%)	0	100	100
9	AI	123/128 (96%)	112 (91%)	10 (8%)	1 (1%)	19	54
9	CI	123/128 (96%)	111 (90%)	11 (9%)	1 (1%)	19	54
10	AJ	94/105 (90%)	78 (83%)	13 (14%)	3 (3%)	4	22
10	CJ	94/105 (90%)	76 (81%)	16 (17%)	2 (2%)	7	30
11	AK	112/129 (87%)	106 (95%)	6 (5%)	0	100	100
11	CK	112/129 (87%)	106 (95%)	6 (5%)	0	100	100
12	AL	120/132 (91%)	110 (92%)	9 (8%)	1 (1%)	19	54
12	CL	120/132 (91%)	109 (91%)	10 (8%)	1 (1%)	19	54
13	AM	112/126 (89%)	89 (80%)	21 (19%)	2 (2%)	8	34
13	CM	112/126 (89%)	87 (78%)	21 (19%)	4 (4%)	3	20
14	AN	58/61 (95%)	47 (81%)	9 (16%)	2 (3%)	3	21
14	CN	58/61 (95%)	52 (90%)	6 (10%)	0	100	100
15	AO	86/89 (97%)	75 (87%)	9 (10%)	2 (2%)	6	28
15	CO	86/89 (97%)	75 (87%)	9 (10%)	2 (2%)	6	28
16	AP	80/88 (91%)	75 (94%)	4 (5%)	1 (1%)	12	42
16	CP	80/88 (91%)	74 (92%)	5 (6%)	1 (1%)	12	42
17	AQ	97/105 (92%)	90 (93%)	7 (7%)	0	100	100
17	CQ	97/105 (92%)	89 (92%)	8 (8%)	0	100	100
18	AR	66/88 (75%)	63 (96%)	3 (4%)	0	100	100

Continued on next page...

Continued from previous page...

Mol	Chain	Analysed	Favoured	Allowed	Outliers	Percentiles	
18	CR	66/88 (75%)	63 (96%)	3 (4%)	0	100	100
19	AS	79/93 (85%)	67 (85%)	11 (14%)	1 (1%)	12	42
19	CS	79/93 (85%)	65 (82%)	13 (16%)	1 (1%)	12	42
20	AT	85/106 (80%)	78 (92%)	7 (8%)	0	100	100
20	CT	95/106 (90%)	84 (88%)	8 (8%)	3 (3%)	4	22
21	AU	21/27 (78%)	19 (90%)	2 (10%)	0	100	100
21	CU	21/27 (78%)	20 (95%)	1 (5%)	0	100	100
22	AX	93/101 (92%)	79 (85%)	13 (14%)	1 (1%)	14	46
22	CX	93/101 (92%)	84 (90%)	9 (10%)	0	100	100
25	BD	273/276 (99%)	260 (95%)	12 (4%)	1 (0%)	34	69
25	DD	273/276 (99%)	259 (95%)	13 (5%)	1 (0%)	34	69
26	BE	202/206 (98%)	190 (94%)	10 (5%)	2 (1%)	15	49
26	DE	202/206 (98%)	188 (93%)	12 (6%)	2 (1%)	15	49
27	BF	201/210 (96%)	195 (97%)	6 (3%)	0	100	100
27	DF	201/210 (96%)	193 (96%)	7 (4%)	1 (0%)	29	64
28	BG	179/182 (98%)	150 (84%)	28 (16%)	1 (1%)	25	59
28	DG	179/182 (98%)	150 (84%)	29 (16%)	0	100	100
29	BH	172/180 (96%)	163 (95%)	8 (5%)	1 (1%)	25	59
29	DH	172/180 (96%)	162 (94%)	9 (5%)	1 (1%)	25	59
30	BI	144/148 (97%)	121 (84%)	21 (15%)	2 (1%)	11	40
30	DI	144/148 (97%)	123 (85%)	19 (13%)	2 (1%)	11	40
31	BN	138/140 (99%)	129 (94%)	6 (4%)	3 (2%)	6	29
31	DN	138/140 (99%)	128 (93%)	7 (5%)	3 (2%)	6	29
32	BO	120/122 (98%)	117 (98%)	3 (2%)	0	100	100
32	DO	120/122 (98%)	118 (98%)	2 (2%)	0	100	100
33	BP	147/150 (98%)	137 (93%)	10 (7%)	0	100	100
33	DP	147/150 (98%)	136 (92%)	11 (8%)	0	100	100
34	BQ	139/141 (99%)	130 (94%)	8 (6%)	1 (1%)	22	57
34	DQ	139/141 (99%)	130 (94%)	8 (6%)	1 (1%)	22	57
35	BR	116/118 (98%)	111 (96%)	5 (4%)	0	100	100
35	DR	116/118 (98%)	110 (95%)	6 (5%)	0	100	100

Continued on next page...

Continued from previous page...

Mol	Chain	Analysed	Favoured	Allowed	Outliers	Percentiles	
36	BS	108/112 (96%)	101 (94%)	7 (6%)	0	100	100
36	DS	108/112 (96%)	101 (94%)	7 (6%)	0	100	100
37	BT	129/146 (88%)	127 (98%)	2 (2%)	0	100	100
37	DT	129/146 (88%)	126 (98%)	3 (2%)	0	100	100
38	BU	114/118 (97%)	114 (100%)	0	0	100	100
38	DU	114/118 (97%)	114 (100%)	0	0	100	100
39	BV	99/101 (98%)	93 (94%)	6 (6%)	0	100	100
39	DV	99/101 (98%)	94 (95%)	5 (5%)	0	100	100
40	BW	110/113 (97%)	108 (98%)	1 (1%)	1 (1%)	17	52
40	DW	110/113 (97%)	107 (97%)	3 (3%)	0	100	100
41	BX	93/96 (97%)	88 (95%)	5 (5%)	0	100	100
41	DX	93/96 (97%)	88 (95%)	5 (5%)	0	100	100
42	BY	105/110 (96%)	94 (90%)	10 (10%)	1 (1%)	15	49
42	DY	105/110 (96%)	94 (90%)	10 (10%)	1 (1%)	15	49
43	BZ	199/206 (97%)	183 (92%)	14 (7%)	2 (1%)	15	49
43	DZ	196/206 (95%)	180 (92%)	14 (7%)	2 (1%)	15	49
44	B0	74/85 (87%)	72 (97%)	2 (3%)	0	100	100
44	D0	74/85 (87%)	73 (99%)	1 (1%)	0	100	100
45	B1	95/98 (97%)	93 (98%)	1 (1%)	1 (1%)	14	46
45	D1	95/98 (97%)	93 (98%)	1 (1%)	1 (1%)	14	46
46	B2	68/72 (94%)	64 (94%)	4 (6%)	0	100	100
46	D2	68/72 (94%)	63 (93%)	5 (7%)	0	100	100
47	B3	57/60 (95%)	55 (96%)	2 (4%)	0	100	100
47	D3	57/60 (95%)	55 (96%)	2 (4%)	0	100	100
48	B4	44/71 (62%)	36 (82%)	8 (18%)	0	100	100
48	D4	44/71 (62%)	36 (82%)	8 (18%)	0	100	100
49	B5	57/60 (95%)	52 (91%)	5 (9%)	0	100	100
49	D5	57/60 (95%)	52 (91%)	5 (9%)	0	100	100
50	B6	51/54 (94%)	48 (94%)	3 (6%)	0	100	100
50	D6	51/54 (94%)	48 (94%)	3 (6%)	0	100	100
51	B7	46/49 (94%)	43 (94%)	2 (4%)	1 (2%)	6	29

Continued on next page...

Continued from previous page...

Mol	Chain	Analysed	Favoured	Allowed	Outliers	Percentiles	
51	D7	46/49 (94%)	43 (94%)	2 (4%)	1 (2%)	6	29
52	B8	62/65 (95%)	59 (95%)	3 (5%)	0	100	100
52	D8	62/65 (95%)	59 (95%)	3 (5%)	0	100	100
53	B9	34/37 (92%)	34 (100%)	0	0	100	100
53	D9	34/37 (92%)	33 (97%)	1 (3%)	0	100	100
All	All	11552/12330 (94%)	10628 (92%)	855 (7%)	69 (1%)	25	59

All (69) Ramachandran outliers are listed below:

Mol	Chain	Res	Type
20	CT	100	ILE
12	AL	28	LYS
14	AN	15	LYS
16	AP	79	VAL
12	CL	28	LYS
16	CP	79	VAL
15	AO	75	PRO
19	AS	13	ASP
31	BN	5	VAL
34	BQ	135	ASP
9	CI	102	LEU
10	CJ	80	LYS
13	CM	88	ARG
15	CO	75	PRO
31	DN	18	ALA
34	DQ	135	ASP
7	AG	56	GLN
9	AI	119	ALA
10	AJ	34	VAL
15	AO	76	GLU
30	BI	86	THR
31	BN	4	TYR
43	BZ	192	ALA
45	B1	3	LYS
51	B7	46	VAL
2	CB	150	SER
15	CO	76	GLU
31	DN	4	TYR
31	DN	5	VAL
43	DZ	192	ALA

Continued on next page...

Continued from previous page...

Mol	Chain	Res	Type
45	D1	3	LYS
51	D7	46	VAL
2	AB	150	SER
14	AN	17	LYS
29	BH	170	ARG
31	BN	18	ALA
7	CG	100	ALA
10	CJ	41	PRO
13	CM	87	TYR
29	DH	170	ARG
30	DI	10	GLU
3	AC	62	ASP
7	AG	100	ALA
30	BI	107	VAL
5	CE	21	ALA
20	CT	71	THR
27	DF	130	ALA
10	AJ	75	ILE
19	CS	45	VAL
30	DI	107	VAL
22	AX	56	VAL
26	BE	52	LEU
26	BE	72	VAL
26	DE	52	LEU
26	DE	72	VAL
13	AM	84	ILE
25	BD	3	VAL
40	BW	80	PRO
42	BY	3	VAL
13	CM	10	PRO
25	DD	3	VAL
42	DY	3	VAL
28	BG	87	PRO
13	CM	7	VAL
43	DZ	161	VAL
10	AJ	90	LEU
13	AM	7	VAL
43	BZ	161	VAL
20	CT	98	PRO

5.3.2 Protein sidechains [i](#)

In the following table, the Percentiles column shows the percent sidechain outliers of the chain as a percentile score with respect to all X-ray entries followed by that with respect to entries of similar resolution.

The Analysed column shows the number of residues for which the sidechain conformation was analysed, and the total number of residues.

Mol	Chain	Analysed	Rotameric	Outliers	Percentiles	
2	AB	178/220 (81%)	133 (75%)	45 (25%)	0	1
2	CB	177/220 (80%)	133 (75%)	44 (25%)	0	2
3	AC	114/188 (61%)	79 (69%)	35 (31%)	0	0
3	CC	114/188 (61%)	92 (81%)	22 (19%)	1	6
4	AD	141/181 (78%)	118 (84%)	23 (16%)	2	10
4	CD	141/181 (78%)	119 (84%)	22 (16%)	2	11
5	AE	108/123 (88%)	87 (81%)	21 (19%)	1	6
5	CE	108/123 (88%)	87 (81%)	21 (19%)	1	6
6	AF	76/90 (84%)	61 (80%)	15 (20%)	1	6
6	CF	76/90 (84%)	58 (76%)	18 (24%)	1	2
7	AG	103/127 (81%)	73 (71%)	30 (29%)	0	1
7	CG	103/127 (81%)	68 (66%)	35 (34%)	0	0
8	AH	103/119 (87%)	82 (80%)	21 (20%)	1	5
8	CH	103/119 (87%)	83 (81%)	20 (19%)	1	6
9	AI	62/99 (63%)	47 (76%)	15 (24%)	0	2
9	CI	62/99 (63%)	47 (76%)	15 (24%)	0	2
10	AJ	53/92 (58%)	38 (72%)	15 (28%)	0	1
10	CJ	53/92 (58%)	39 (74%)	14 (26%)	0	1
11	AK	81/99 (82%)	71 (88%)	10 (12%)	4	19
11	CK	81/99 (82%)	70 (86%)	11 (14%)	3	16
12	AL	91/109 (84%)	80 (88%)	11 (12%)	5	20
12	CL	91/109 (84%)	81 (89%)	10 (11%)	6	25
13	AM	64/101 (63%)	48 (75%)	16 (25%)	0	2
13	CM	64/101 (63%)	49 (77%)	15 (23%)	1	3
14	AN	46/50 (92%)	36 (78%)	10 (22%)	1	4
14	CN	46/50 (92%)	32 (70%)	14 (30%)	0	0

Continued on next page...

Continued from previous page...

Mol	Chain	Analysed	Rotameric	Outliers	Percentiles	
15	AO	77/80 (96%)	68 (88%)	9 (12%)	5	22
15	CO	77/80 (96%)	68 (88%)	9 (12%)	5	22
16	AP	63/74 (85%)	46 (73%)	17 (27%)	0	1
16	CP	63/74 (85%)	44 (70%)	19 (30%)	0	0
17	AQ	94/97 (97%)	80 (85%)	14 (15%)	3	13
17	CQ	94/97 (97%)	81 (86%)	13 (14%)	3	16
18	AR	49/77 (64%)	44 (90%)	5 (10%)	7	27
18	CR	49/77 (64%)	44 (90%)	5 (10%)	7	27
19	AS	43/80 (54%)	26 (60%)	17 (40%)	0	0
19	CS	43/80 (54%)	32 (74%)	11 (26%)	0	1
20	AT	64/82 (78%)	55 (86%)	9 (14%)	3	15
20	CT	65/82 (79%)	55 (85%)	10 (15%)	2	11
21	AU	18/22 (82%)	13 (72%)	5 (28%)	0	1
21	CU	18/22 (82%)	11 (61%)	7 (39%)	0	0
22	AX	45/87 (52%)	34 (76%)	11 (24%)	0	2
22	CX	38/87 (44%)	29 (76%)	9 (24%)	1	2
25	BD	215/218 (99%)	182 (85%)	33 (15%)	2	12
25	DD	215/218 (99%)	183 (85%)	32 (15%)	3	13
26	BE	163/166 (98%)	135 (83%)	28 (17%)	2	9
26	DE	163/166 (98%)	137 (84%)	26 (16%)	2	11
27	BF	159/166 (96%)	135 (85%)	24 (15%)	3	12
27	DF	159/166 (96%)	134 (84%)	25 (16%)	2	11
28	BG	128/156 (82%)	109 (85%)	19 (15%)	3	13
28	DG	128/156 (82%)	109 (85%)	19 (15%)	3	13
29	BH	141/148 (95%)	123 (87%)	18 (13%)	4	18
29	DH	141/148 (95%)	123 (87%)	18 (13%)	4	18
30	BI	98/124 (79%)	81 (83%)	17 (17%)	2	9
30	DI	74/124 (60%)	60 (81%)	14 (19%)	1	6
31	BN	117/119 (98%)	98 (84%)	19 (16%)	2	10
31	DN	117/119 (98%)	98 (84%)	19 (16%)	2	10
32	BO	98/100 (98%)	82 (84%)	16 (16%)	2	10

Continued on next page...

Continued from previous page...

Mol	Chain	Analysed	Rotameric	Outliers	Percentiles	
32	DO	98/100 (98%)	83 (85%)	15 (15%)	2	12
33	BP	114/116 (98%)	99 (87%)	15 (13%)	4	17
33	DP	114/116 (98%)	99 (87%)	15 (13%)	4	17
34	BQ	111/111 (100%)	96 (86%)	15 (14%)	4	16
34	DQ	111/111 (100%)	96 (86%)	15 (14%)	4	16
35	BR	101/101 (100%)	79 (78%)	22 (22%)	1	4
35	DR	101/101 (100%)	77 (76%)	24 (24%)	0	2
36	BS	84/88 (96%)	67 (80%)	17 (20%)	1	5
36	DS	84/88 (96%)	68 (81%)	16 (19%)	1	6
37	BT	110/127 (87%)	98 (89%)	12 (11%)	6	25
37	DT	110/127 (87%)	95 (86%)	15 (14%)	3	16
38	BU	93/94 (99%)	82 (88%)	11 (12%)	5	21
38	DU	93/94 (99%)	83 (89%)	10 (11%)	6	25
39	BV	80/82 (98%)	63 (79%)	17 (21%)	1	4
39	DV	80/82 (98%)	63 (79%)	17 (21%)	1	4
40	BW	89/92 (97%)	81 (91%)	8 (9%)	9	34
40	DW	89/92 (97%)	78 (88%)	11 (12%)	4	19
41	BX	75/78 (96%)	71 (95%)	4 (5%)	22	54
41	DX	75/78 (96%)	70 (93%)	5 (7%)	16	46
42	BY	80/91 (88%)	64 (80%)	16 (20%)	1	5
42	DY	80/91 (88%)	63 (79%)	17 (21%)	1	4
43	BZ	159/179 (89%)	137 (86%)	22 (14%)	3	16
43	DZ	159/179 (89%)	139 (87%)	20 (13%)	4	18
44	B0	59/67 (88%)	51 (86%)	8 (14%)	3	16
44	D0	59/67 (88%)	50 (85%)	9 (15%)	2	12
45	B1	78/83 (94%)	63 (81%)	15 (19%)	1	6
45	D1	78/83 (94%)	66 (85%)	12 (15%)	2	11
46	B2	65/67 (97%)	54 (83%)	11 (17%)	2	9
46	D2	65/67 (97%)	55 (85%)	10 (15%)	2	11
47	B3	49/52 (94%)	44 (90%)	5 (10%)	7	27
47	D3	49/52 (94%)	44 (90%)	5 (10%)	7	27

Continued on next page...

Continued from previous page...

Mol	Chain	Analysed	Rotameric	Outliers	Percentiles	
48	B4	39/63 (62%)	33 (85%)	6 (15%)	2	11
48	D4	39/63 (62%)	33 (85%)	6 (15%)	2	11
49	B5	50/52 (96%)	42 (84%)	8 (16%)	2	11
49	D5	50/52 (96%)	41 (82%)	9 (18%)	1	7
50	B6	50/52 (96%)	39 (78%)	11 (22%)	1	4
50	D6	50/52 (96%)	40 (80%)	10 (20%)	1	5
51	B7	41/42 (98%)	34 (83%)	7 (17%)	2	9
51	D7	41/42 (98%)	34 (83%)	7 (17%)	2	9
52	B8	52/55 (94%)	42 (81%)	10 (19%)	1	6
52	D8	52/55 (94%)	42 (81%)	10 (19%)	1	6
53	B9	32/34 (94%)	28 (88%)	4 (12%)	4	18
53	D9	32/34 (94%)	28 (88%)	4 (12%)	4	18
All	All	8775/10240 (86%)	7244 (83%)	1531 (17%)	2	9

All (1531) residues with a non-rotameric sidechain are listed below:

Mol	Chain	Res	Type
2	AB	15	VAL
2	AB	16	HIS
2	AB	17	PHE
2	AB	21	ARG
2	AB	24	TRP
2	AB	47	THR
2	AB	51	LEU
2	AB	67	THR
2	AB	69	LEU
2	AB	74	LYS
2	AB	80	ILE
2	AB	82	ARG
2	AB	86	GLU
2	AB	87	ARG
2	AB	93	VAL
2	AB	94	ASN
2	AB	110	GLN
2	AB	113	HIS
2	AB	114	ARG
2	AB	117	GLU
2	AB	121	LEU

Continued on next page...

Continued from previous page...

Mol	Chain	Res	Type
2	AB	124	SER
2	AB	133	LYS
2	AB	137	ARG
2	AB	139	LYS
2	AB	140	HIS
2	AB	150	SER
2	AB	153	ARG
2	AB	155	LEU
2	AB	157	ARG
2	AB	160	ASP
2	AB	163	PHE
2	AB	170	GLU
2	AB	185	ILE
2	AB	187	LEU
2	AB	191	ASP
2	AB	197	VAL
2	AB	200	ILE
2	AB	205	ASP
2	AB	208	ILE
2	AB	209	ARG
2	AB	210	SER
2	AB	212	GLN
2	AB	221	LEU
2	AB	230	VAL
3	AC	3	ASN
3	AC	6	HIS
3	AC	8	ILE
3	AC	15	THR
3	AC	17	ASP
3	AC	20	SER
3	AC	22	TRP
3	AC	29	TYR
3	AC	30	ARG
3	AC	36	ASP
3	AC	37	GLN
3	AC	38	ARG
3	AC	40	ARG
3	AC	44	GLU
3	AC	46	GLU
3	AC	47	LEU
3	AC	49	SER
3	AC	54	ARG

Continued on next page...

Continued from previous page...

Mol	Chain	Res	Type
3	AC	70	VAL
3	AC	112	SER
3	AC	118	GLN
3	AC	127	ARG
3	AC	128	PHE
3	AC	131	ARG
3	AC	140	ARG
3	AC	144	SER
3	AC	172	ARG
3	AC	175	LEU
3	AC	179	ARG
3	AC	191	THR
3	AC	192	THR
3	AC	193	TYR
3	AC	196	LEU
3	AC	202	ILE
3	AC	207	VAL
4	AD	11	LEU
4	AD	12	CYS
4	AD	13	ARG
4	AD	20	TYR
4	AD	36	ARG
4	AD	52	SER
4	AD	53	ASP
4	AD	57	ARG
4	AD	70	ILE
4	AD	76	ARG
4	AD	83	SER
4	AD	91	SER
4	AD	101	LEU
4	AD	106	TYR
4	AD	113	SER
4	AD	119	GLN
4	AD	122	ARG
4	AD	127	THR
4	AD	135	LEU
4	AD	138	TYR
4	AD	158	ILE
4	AD	170	VAL
4	AD	193	ASP
5	AE	11	ILE
5	AE	12	LEU

Continued on next page...

Continued from previous page...

Mol	Chain	Res	Type
5	AE	14	ARG
5	AE	16	THR
5	AE	41	VAL
5	AE	47	LYS
5	AE	51	VAL
5	AE	60	TYR
5	AE	63	ARG
5	AE	65	ASN
5	AE	76	ILE
5	AE	78	HIS
5	AE	79	GLU
5	AE	84	PHE
5	AE	87	SER
5	AE	89	ILE
5	AE	91	LEU
5	AE	98	THR
5	AE	107	ARG
5	AE	147	ASP
5	AE	152	ARG
6	AF	7	ASN
6	AF	22	GLU
6	AF	36	ARG
6	AF	40	VAL
6	AF	48	LEU
6	AF	57	GLN
6	AF	63	TYR
6	AF	69	GLU
6	AF	72	VAL
6	AF	73	ASN
6	AF	74	ASP
6	AF	75	LEU
6	AF	89	MET
6	AF	94	GLN
6	AF	98	LEU
7	AG	4	ARG
7	AG	6	ARG
7	AG	21	VAL
7	AG	30	ILE
7	AG	38	LEU
7	AG	53	LYS
7	AG	56	GLN
7	AG	59	LEU

Continued on next page...

Continued from previous page...

Mol	Chain	Res	Type
7	AG	72	ARG
7	AG	74	GLU
7	AG	75	VAL
7	AG	80	VAL
7	AG	89	MET
7	AG	94	ARG
7	AG	96	GLN
7	AG	99	LEU
7	AG	103	TRP
7	AG	104	LEU
7	AG	109	ASN
7	AG	114	ARG
7	AG	120	ILE
7	AG	123	GLU
7	AG	124	LEU
7	AG	125	MET
7	AG	135	VAL
7	AG	138	LYS
7	AG	139	GLU
7	AG	142	GLU
7	AG	144	MET
7	AG	155	ARG
8	AH	2	LEU
8	AH	21	LYS
8	AH	25	ASP
8	AH	37	ARG
8	AH	49	GLU
8	AH	52	ASP
8	AH	54	ASP
8	AH	60	ARG
8	AH	63	LEU
8	AH	77	GLU
8	AH	78	GLN
8	AH	83	ILE
8	AH	84	ARG
8	AH	85	ARG
8	AH	91	ARG
8	AH	95	VAL
8	AH	109	ILE
8	AH	115	SER
8	AH	119	LEU
8	AH	120	THR

Continued on next page...

Continued from previous page...

Mol	Chain	Res	Type
8	AH	127	LEU
9	AI	3	GLN
9	AI	9	ARG
9	AI	16	ARG
9	AI	17	VAL
9	AI	20	ARG
9	AI	27	THR
9	AI	34	ASN
9	AI	36	TYR
9	AI	37	PHE
9	AI	48	GLU
9	AI	62	TYR
9	AI	71	SER
9	AI	74	ILE
9	AI	99	LEU
9	AI	113	LYS
10	AJ	8	LEU
10	AJ	16	LEU
10	AJ	19	SER
10	AJ	21	GLN
10	AJ	42	THR
10	AJ	45	ARG
10	AJ	54	PHE
10	AJ	55	LYS
10	AJ	58	ASP
10	AJ	63	PHE
10	AJ	66	ARG
10	AJ	67	THR
10	AJ	69	ASN
10	AJ	73	ASP
10	AJ	100	THR
11	AK	14	VAL
11	AK	16	SER
11	AK	29	ILE
11	AK	30	VAL
11	AK	32	ILE
11	AK	47	VAL
11	AK	96	ARG
11	AK	103	LEU
11	AK	109	VAL
11	AK	117	ASN
12	AL	11	VAL

Continued on next page...

Continued from previous page...

Mol	Chain	Res	Type
12	AL	33	ARG
12	AL	44	THR
12	AL	52	LEU
12	AL	60	LEU
12	AL	66	VAL
12	AL	82	VAL
12	AL	97	ARG
12	AL	114	LYS
12	AL	115	LYS
12	AL	119	LYS
13	AM	3	ARG
13	AM	16	ASP
13	AM	20	THR
13	AM	43	THR
13	AM	45	VAL
13	AM	56	LEU
13	AM	59	TYR
13	AM	63	THR
13	AM	66	LEU
13	AM	70	LEU
13	AM	71	ARG
13	AM	77	ASN
13	AM	88	ARG
13	AM	91	ARG
13	AM	98	VAL
13	AM	114	ARG
14	AN	7	ILE
14	AN	8	GLU
14	AN	16	PHE
14	AN	18	VAL
14	AN	22	THR
14	AN	29	ARG
14	AN	33	VAL
14	AN	35	ARG
14	AN	41	ARG
14	AN	61	TRP
15	AO	3	ILE
15	AO	4	THR
15	AO	13	GLN
15	AO	24	SER
15	AO	26	GLU
15	AO	39	LEU

Continued on next page...

Continued from previous page...

Mol	Chain	Res	Type
15	AO	66	LEU
15	AO	72	ARG
15	AO	87	ILE
16	AP	1	MET
16	AP	2	VAL
16	AP	6	LEU
16	AP	11	SER
16	AP	21	VAL
16	AP	25	ARG
16	AP	27	LYS
16	AP	29	ASP
16	AP	36	ILE
16	AP	38	TYR
16	AP	43	LYS
16	AP	45	THR
16	AP	62	VAL
16	AP	65	GLN
16	AP	67	THR
16	AP	69	THR
16	AP	76	GLN
17	AQ	11	VAL
17	AQ	34	LYS
17	AQ	43	LEU
17	AQ	45	HIS
17	AQ	50	LYS
17	AQ	57	VAL
17	AQ	59	ILE
17	AQ	65	ILE
17	AQ	72	ARG
17	AQ	74	LEU
17	AQ	86	GLU
17	AQ	96	GLU
17	AQ	99	SER
17	AQ	100	LYS
18	AR	35	ARG
18	AR	36	ASN
18	AR	76	LEU
18	AR	79	LEU
18	AR	85	LEU
19	AS	9	VAL
19	AS	10	PHE
19	AS	11	VAL

Continued on next page...

Continued from previous page...

Mol	Chain	Res	Type
19	AS	12	ASP
19	AS	14	HIS
19	AS	20	LEU
19	AS	31	ILE
19	AS	33	THR
19	AS	37	ARG
19	AS	44	MET
19	AS	51	VAL
19	AS	62	ILE
19	AS	63	THR
19	AS	66	MET
19	AS	70	LYS
19	AS	77	THR
19	AS	78	ARG
20	AT	10	LEU
20	AT	13	LEU
20	AT	36	LEU
20	AT	39	LYS
20	AT	62	LEU
20	AT	71	THR
20	AT	72	LEU
20	AT	73	HIS
20	AT	74	LYS
21	AU	6	ARG
21	AU	8	THR
21	AU	9	ARG
21	AU	10	ARG
21	AU	15	ARG
22	AX	2	GLN
22	AX	23	LYS
22	AX	53	THR
22	AX	54	LEU
22	AX	62	HIS
22	AX	69	ASP
22	AX	77	LEU
22	AX	90	ASP
22	AX	91	LYS
22	AX	92	LEU
22	AX	93	LYS
25	BD	12	SER
25	BD	13	ARG
25	BD	18	VAL

Continued on next page...

Continued from previous page...

Mol	Chain	Res	Type
25	BD	24	ILE
25	BD	27	THR
25	BD	54	ARG
25	BD	83	GLU
25	BD	94	LEU
25	BD	103	ARG
25	BD	106	ILE
25	BD	111	LEU
25	BD	117	VAL
25	BD	126	GLN
25	BD	141	VAL
25	BD	150	LYS
25	BD	154	LYS
25	BD	157	ARG
25	BD	173	VAL
25	BD	192	THR
25	BD	200	ASP
25	BD	211	ARG
25	BD	212	SER
25	BD	217	ARG
25	BD	218	ARG
25	BD	221	VAL
25	BD	229	VAL
25	BD	254	THR
25	BD	257	LEU
25	BD	259	THR
25	BD	260	ARG
25	BD	271	ILE
25	BD	273	ARG
25	BD	274	ARG
26	BE	7	VAL
26	BE	12	THR
26	BE	21	VAL
26	BE	24	THR
26	BE	33	VAL
26	BE	34	VAL
26	BE	40	GLU
26	BE	47	VAL
26	BE	49	LEU
26	BE	52	LEU
26	BE	61	ARG
26	BE	69	LYS

Continued on next page...

Continued from previous page...

Mol	Chain	Res	Type
26	BE	72	VAL
26	BE	75	VAL
26	BE	77	ILE
26	BE	82	ARG
26	BE	92	THR
26	BE	111	ARG
26	BE	116	VAL
26	BE	119	ARG
26	BE	128	SER
26	BE	144	ARG
26	BE	154	LYS
26	BE	167	VAL
26	BE	170	LEU
26	BE	179	GLU
26	BE	181	LEU
26	BE	195	LEU
27	BF	12	LEU
27	BF	18	ARG
27	BF	20	LEU
27	BF	24	LEU
27	BF	33	LEU
27	BF	38	ARG
27	BF	41	LEU
27	BF	50	SER
27	BF	57	VAL
27	BF	69	HIS
27	BF	77	ASP
27	BF	88	VAL
27	BF	106	ARG
27	BF	110	LEU
27	BF	112	MET
27	BF	132	VAL
27	BF	137	LYS
27	BF	140	LEU
27	BF	158	THR
27	BF	168	ARG
27	BF	170	LEU
27	BF	175	THR
27	BF	188	ARG
27	BF	192	LEU
28	BG	3	LEU
28	BG	5	VAL

Continued on next page...

Continued from previous page...

Mol	Chain	Res	Type
28	BG	7	LEU
28	BG	21	ARG
28	BG	28	VAL
28	BG	35	GLU
28	BG	47	LYS
28	BG	98	ARG
28	BG	128	ARG
28	BG	136	ARG
28	BG	139	LEU
28	BG	140	ILE
28	BG	143	GLU
28	BG	146	TYR
28	BG	149	VAL
28	BG	155	MET
28	BG	161	THR
28	BG	170	ARG
28	BG	175	LEU
29	BH	3	ARG
29	BH	6	ARG
29	BH	7	LEU
29	BH	15	VAL
29	BH	24	VAL
29	BH	41	MET
29	BH	44	VAL
29	BH	49	VAL
29	BH	51	ARG
29	BH	58	GLU
29	BH	68	THR
29	BH	69	ARG
29	BH	98	LEU
29	BH	113	VAL
29	BH	122	THR
29	BH	134	SER
29	BH	139	GLN
29	BH	169	VAL
30	BI	1	MET
30	BI	9	LEU
30	BI	47	LEU
30	BI	51	ILE
30	BI	54	GLN
30	BI	61	ARG
30	BI	68	LEU

Continued on next page...

Continued from previous page...

Mol	Chain	Res	Type
30	BI	75	LEU
30	BI	77	LEU
30	BI	78	THR
30	BI	81	VAL
30	BI	92	VAL
30	BI	117	GLU
30	BI	123	LEU
30	BI	140	LEU
30	BI	142	VAL
30	BI	144	VAL
31	BN	1	MET
31	BN	5	VAL
31	BN	12	ARG
31	BN	28	THR
31	BN	33	LEU
31	BN	34	LEU
31	BN	38	HIS
31	BN	46	VAL
31	BN	48	MET
31	BN	62	VAL
31	BN	67	LEU
31	BN	68	GLU
31	BN	85	ILE
31	BN	99	LEU
31	BN	112	LEU
31	BN	120	LEU
31	BN	130	HIS
31	BN	133	GLN
31	BN	140	VAL
32	BO	8	LEU
32	BO	10	VAL
32	BO	17	ARG
32	BO	21	CYS
32	BO	24	VAL
32	BO	25	LEU
32	BO	26	LYS
32	BO	29	ASN
32	BO	32	TYR
32	BO	52	VAL
32	BO	53	LYS
32	BO	58	VAL
32	BO	94	ARG

Continued on next page...

Continued from previous page...

Mol	Chain	Res	Type
32	BO	98	VAL
32	BO	104	ARG
32	BO	113	LYS
33	BP	21	ARG
33	BP	32	THR
33	BP	40	SER
33	BP	42	SER
33	BP	45	LEU
33	BP	55	ARG
33	BP	59	LEU
33	BP	65	ARG
33	BP	71	VAL
33	BP	83	VAL
33	BP	86	LYS
33	BP	95	VAL
33	BP	106	LEU
33	BP	112	LEU
33	BP	125	VAL
34	BQ	1	MET
34	BQ	5	ARG
34	BQ	7	MET
34	BQ	16	ARG
34	BQ	45	GLN
34	BQ	55	VAL
34	BQ	56	ARG
34	BQ	59	ARG
34	BQ	63	LYS
34	BQ	75	THR
34	BQ	81	VAL
34	BQ	109	VAL
34	BQ	110	THR
34	BQ	134	ARG
34	BQ	138	ASP
35	BR	1	MET
35	BR	2	ARG
35	BR	6	SER
35	BR	15	SER
35	BR	18	LEU
35	BR	24	GLN
35	BR	28	LEU
35	BR	29	LEU
35	BR	33	ARG

Continued on next page...

Continued from previous page...

Mol	Chain	Res	Type
35	BR	44	LEU
35	BR	54	LEU
35	BR	60	LEU
35	BR	65	LEU
35	BR	67	LEU
35	BR	79	LEU
35	BR	86	ARG
35	BR	100	LEU
35	BR	103	ARG
35	BR	111	LEU
35	BR	113	LEU
35	BR	114	VAL
35	BR	117	VAL
36	BS	3	ARG
36	BS	8	GLU
36	BS	12	PHE
36	BS	13	ARG
36	BS	20	ARG
36	BS	30	ARG
36	BS	36	TYR
36	BS	50	SER
36	BS	52	SER
36	BS	57	LYS
36	BS	58	LEU
36	BS	69	VAL
36	BS	75	GLU
36	BS	78	LEU
36	BS	84	GLN
36	BS	85	VAL
36	BS	95	HIS
37	BT	13	ARG
37	BT	16	ARG
37	BT	17	THR
37	BT	36	GLU
37	BT	39	ARG
37	BT	49	VAL
37	BT	64	ARG
37	BT	74	ARG
37	BT	82	LEU
37	BT	96	ARG
37	BT	107	ASP
37	BT	118	ARG

Continued on next page...

Continued from previous page...

Mol	Chain	Res	Type
38	BU	5	LYS
38	BU	8	VAL
38	BU	30	LYS
38	BU	31	SER
38	BU	36	ARG
38	BU	59	ARG
38	BU	60	LEU
38	BU	74	LEU
38	BU	85	LYS
38	BU	104	GLN
38	BU	108	GLU
39	BV	7	THR
39	BV	12	TYR
39	BV	18	LEU
39	BV	21	ARG
39	BV	28	GLU
39	BV	32	THR
39	BV	33	VAL
39	BV	57	VAL
39	BV	61	VAL
39	BV	62	LEU
39	BV	72	VAL
39	BV	73	SER
39	BV	79	VAL
39	BV	85	LYS
39	BV	89	GLN
39	BV	95	LEU
39	BV	100	ARG
40	BW	4	LYS
40	BW	11	ARG
40	BW	19	LEU
40	BW	23	LEU
40	BW	27	LYS
40	BW	51	LEU
40	BW	100	THR
40	BW	107	LEU
41	BX	15	GLU
41	BX	57	LEU
41	BX	65	ARG
41	BX	76	ARG
42	BY	2	ARG
42	BY	3	VAL

Continued on next page...

Continued from previous page...

Mol	Chain	Res	Type
42	BY	6	HIS
42	BY	9	LYS
42	BY	23	ARG
42	BY	45	VAL
42	BY	49	VAL
42	BY	55	TYR
42	BY	72	VAL
42	BY	90	LEU
42	BY	91	GLU
42	BY	92	ASN
42	BY	97	ARG
42	BY	101	LYS
42	BY	102	CYS
42	BY	107	ASP
43	BZ	5	LEU
43	BZ	10	ARG
43	BZ	11	GLU
43	BZ	19	ARG
43	BZ	24	LEU
43	BZ	37	VAL
43	BZ	42	VAL
43	BZ	52	SER
43	BZ	56	VAL
43	BZ	66	SER
43	BZ	72	ARG
43	BZ	76	LEU
43	BZ	82	ARG
43	BZ	91	LEU
43	BZ	97	GLU
43	BZ	118	GLN
43	BZ	126	VAL
43	BZ	155	LEU
43	BZ	156	LYS
43	BZ	165	VAL
43	BZ	179	ASP
43	BZ	185	GLU
44	B0	9	SER
44	B0	10	THR
44	B0	20	ARG
44	B0	38	VAL
44	B0	55	ARG
44	B0	74	ARG

Continued on next page...

Continued from previous page...

Mol	Chain	Res	Type
44	B0	77	ARG
44	B0	83	PRO
45	B1	4	VAL
45	B1	5	CYS
45	B1	14	VAL
45	B1	21	ARG
45	B1	39	LYS
45	B1	40	ARG
45	B1	46	LEU
45	B1	51	VAL
45	B1	58	ILE
45	B1	59	THR
45	B1	76	ARG
45	B1	82	LEU
45	B1	83	GLU
45	B1	86	SER
45	B1	95	LEU
46	B2	17	SER
46	B2	28	LYS
46	B2	32	LEU
46	B2	34	GLU
46	B2	43	GLN
46	B2	44	LEU
46	B2	47	ASN
46	B2	53	LEU
46	B2	55	ARG
46	B2	68	ARG
46	B2	70	GLN
47	B3	8	LEU
47	B3	18	ASP
47	B3	23	LEU
47	B3	31	LEU
47	B3	40	THR
48	B4	14	ILE
48	B4	16	CYS
48	B4	27	THR
48	B4	34	GLU
48	B4	43	TYR
48	B4	46	GLN
49	B5	6	VAL
49	B5	8	LYS
49	B5	9	LYS

Continued on next page...

Continued from previous page...

Mol	Chain	Res	Type
49	B5	23	HIS
49	B5	29	THR
49	B5	37	LYS
49	B5	40	LYS
49	B5	58	LEU
50	B6	4	GLU
50	B6	6	ARG
50	B6	13	CYS
50	B6	14	THR
50	B6	23	THR
50	B6	28	ARG
50	B6	30	THR
50	B6	34	LEU
50	B6	38	LYS
50	B6	40	CYS
50	B6	44	ARG
51	B7	1	MET
51	B7	4	THR
51	B7	8	ASN
51	B7	9	ARG
51	B7	23	ARG
51	B7	32	LYS
51	B7	47	ARG
52	B8	6	THR
52	B8	11	LYS
52	B8	14	VAL
52	B8	23	VAL
52	B8	31	HIS
52	B8	32	LEU
52	B8	34	TRP
52	B8	35	GLN
52	B8	41	ILE
52	B8	49	VAL
53	B9	6	SER
53	B9	7	VAL
53	B9	17	ILE
53	B9	26	ILE
2	CB	15	VAL
2	CB	17	PHE
2	CB	21	ARG
2	CB	24	TRP
2	CB	47	THR

Continued on next page...

Continued from previous page...

Mol	Chain	Res	Type
2	CB	51	LEU
2	CB	67	THR
2	CB	69	LEU
2	CB	74	LYS
2	CB	80	ILE
2	CB	82	ARG
2	CB	86	GLU
2	CB	87	ARG
2	CB	93	VAL
2	CB	94	ASN
2	CB	110	GLN
2	CB	113	HIS
2	CB	114	ARG
2	CB	117	GLU
2	CB	121	LEU
2	CB	124	SER
2	CB	133	LYS
2	CB	137	ARG
2	CB	139	LYS
2	CB	140	HIS
2	CB	150	SER
2	CB	153	ARG
2	CB	157	ARG
2	CB	160	ASP
2	CB	163	PHE
2	CB	170	GLU
2	CB	185	ILE
2	CB	187	LEU
2	CB	191	ASP
2	CB	197	VAL
2	CB	200	ILE
2	CB	205	ASP
2	CB	208	ILE
2	CB	209	ARG
2	CB	210	SER
2	CB	212	GLN
2	CB	221	LEU
2	CB	230	VAL
2	CB	233	SER
3	CC	4	LYS
3	CC	11	ARG
3	CC	26	LYS

Continued on next page...

Continued from previous page...

Mol	Chain	Res	Type
3	CC	30	ARG
3	CC	31	HIS
3	CC	32	LEU
3	CC	36	ASP
3	CC	47	LEU
3	CC	49	SER
3	CC	52	LEU
3	CC	56	ASP
3	CC	59	ARG
3	CC	104	GLN
3	CC	136	GLN
3	CC	143	GLU
3	CC	154	SER
3	CC	175	LEU
3	CC	176	HIS
3	CC	183	ASP
3	CC	188	LEU
3	CC	195	VAL
3	CC	202	ILE
4	CD	11	LEU
4	CD	12	CYS
4	CD	13	ARG
4	CD	20	TYR
4	CD	36	ARG
4	CD	52	SER
4	CD	53	ASP
4	CD	57	ARG
4	CD	70	ILE
4	CD	76	ARG
4	CD	83	SER
4	CD	106	TYR
4	CD	113	SER
4	CD	119	GLN
4	CD	122	ARG
4	CD	127	THR
4	CD	129	ASN
4	CD	135	LEU
4	CD	138	TYR
4	CD	158	ILE
4	CD	170	VAL
4	CD	193	ASP
5	CE	11	ILE

Continued on next page...

Continued from previous page...

Mol	Chain	Res	Type
5	CE	12	LEU
5	CE	14	ARG
5	CE	16	THR
5	CE	41	VAL
5	CE	51	VAL
5	CE	60	TYR
5	CE	63	ARG
5	CE	65	ASN
5	CE	76	ILE
5	CE	78	HIS
5	CE	79	GLU
5	CE	83	GLU
5	CE	84	PHE
5	CE	87	SER
5	CE	89	ILE
5	CE	91	LEU
5	CE	98	THR
5	CE	107	ARG
5	CE	147	ASP
5	CE	152	ARG
6	CF	7	ASN
6	CF	22	GLU
6	CF	36	ARG
6	CF	40	VAL
6	CF	45	LEU
6	CF	48	LEU
6	CF	57	GLN
6	CF	63	TYR
6	CF	69	GLU
6	CF	70	ASP
6	CF	72	VAL
6	CF	73	ASN
6	CF	74	ASP
6	CF	75	LEU
6	CF	89	MET
6	CF	94	GLN
6	CF	98	LEU
6	CF	100	ASN
7	CG	3	ARG
7	CG	6	ARG
7	CG	12	LEU
7	CG	17	VAL

Continued on next page...

Continued from previous page...

Mol	Chain	Res	Type
7	CG	20	ASP
7	CG	23	VAL
7	CG	24	THR
7	CG	26	PHE
7	CG	32	ARG
7	CG	33	ASP
7	CG	36	LYS
7	CG	44	TYR
7	CG	47	CYS
7	CG	56	GLN
7	CG	61	VAL
7	CG	62	PHE
7	CG	67	GLU
7	CG	73	MET
7	CG	75	VAL
7	CG	80	VAL
7	CG	90	GLU
7	CG	96	GLN
7	CG	111	ARG
7	CG	113	GLU
7	CG	118	VAL
7	CG	119	ARG
7	CG	120	ILE
7	CG	125	MET
7	CG	126	ASP
7	CG	135	VAL
7	CG	142	GLU
7	CG	143	ARG
7	CG	148	ASN
7	CG	153	HIS
7	CG	155	ARG
8	CH	2	LEU
8	CH	21	LYS
8	CH	25	ASP
8	CH	37	ARG
8	CH	49	GLU
8	CH	52	ASP
8	CH	54	ASP
8	CH	60	ARG
8	CH	63	LEU
8	CH	77	GLU
8	CH	78	GLN

Continued on next page...

Continued from previous page...

Mol	Chain	Res	Type
8	CH	83	ILE
8	CH	84	ARG
8	CH	85	ARG
8	CH	91	ARG
8	CH	95	VAL
8	CH	109	ILE
8	CH	119	LEU
8	CH	120	THR
8	CH	127	LEU
9	CI	5	TYR
9	CI	11	LYS
9	CI	62	TYR
9	CI	63	ILE
9	CI	64	THR
9	CI	65	VAL
9	CI	66	ARG
9	CI	74	ILE
9	CI	75	ASP
9	CI	77	ILE
9	CI	88	TYR
9	CI	104	ARG
9	CI	107	ARG
9	CI	108	VAL
9	CI	114	TYR
10	CJ	12	ASP
10	CJ	21	GLN
10	CJ	33	GLN
10	CJ	38	ILE
10	CJ	42	THR
10	CJ	45	ARG
10	CJ	49	VAL
10	CJ	55	LYS
10	CJ	62	HIS
10	CJ	64	GLU
10	CJ	73	ASP
10	CJ	94	VAL
10	CJ	96	ILE
10	CJ	100	THR
11	CK	14	VAL
11	CK	16	SER
11	CK	29	ILE
11	CK	30	VAL

Continued on next page...

Continued from previous page...

Mol	Chain	Res	Type
11	CK	32	ILE
11	CK	47	VAL
11	CK	81	ASP
11	CK	96	ARG
11	CK	103	LEU
11	CK	109	VAL
11	CK	117	ASN
12	CL	33	ARG
12	CL	44	THR
12	CL	52	LEU
12	CL	53	ARG
12	CL	60	LEU
12	CL	66	VAL
12	CL	82	VAL
12	CL	97	ARG
12	CL	115	LYS
12	CL	119	LYS
13	CM	3	ARG
13	CM	19	LEU
13	CM	34	LEU
13	CM	45	VAL
13	CM	47	ASP
13	CM	55	ARG
13	CM	56	LEU
13	CM	61	GLU
13	CM	65	LYS
13	CM	66	LEU
13	CM	67	GLU
13	CM	70	LEU
13	CM	71	ARG
13	CM	88	ARG
13	CM	105	THR
14	CN	3	ARG
14	CN	6	LEU
14	CN	7	ILE
14	CN	8	GLU
14	CN	13	THR
14	CN	17	LYS
14	CN	24	CYS
14	CN	25	VAL
14	CN	32	SER
14	CN	33	VAL

Continued on next page...

Continued from previous page...

Mol	Chain	Res	Type
14	CN	39	LEU
14	CN	42	ILE
14	CN	45	ARG
14	CN	53	LEU
15	CO	3	ILE
15	CO	4	THR
15	CO	13	GLN
15	CO	24	SER
15	CO	26	GLU
15	CO	39	LEU
15	CO	66	LEU
15	CO	72	ARG
15	CO	87	ILE
16	CP	1	MET
16	CP	2	VAL
16	CP	6	LEU
16	CP	11	SER
16	CP	21	VAL
16	CP	22	THR
16	CP	25	ARG
16	CP	26	ARG
16	CP	27	LYS
16	CP	29	ASP
16	CP	36	ILE
16	CP	38	TYR
16	CP	43	LYS
16	CP	45	THR
16	CP	62	VAL
16	CP	65	GLN
16	CP	67	THR
16	CP	69	THR
16	CP	76	GLN
17	CQ	11	VAL
17	CQ	34	LYS
17	CQ	43	LEU
17	CQ	45	HIS
17	CQ	50	LYS
17	CQ	57	VAL
17	CQ	59	ILE
17	CQ	65	ILE
17	CQ	72	ARG
17	CQ	74	LEU

Continued on next page...

Continued from previous page...

Mol	Chain	Res	Type
17	CQ	86	GLU
17	CQ	96	GLU
17	CQ	100	LYS
18	CR	35	ARG
18	CR	36	ASN
18	CR	76	LEU
18	CR	79	LEU
18	CR	85	LEU
19	CS	44	MET
19	CS	47	HIS
19	CS	51	VAL
19	CS	61	TYR
19	CS	62	ILE
19	CS	66	MET
19	CS	67	VAL
19	CS	69	HIS
19	CS	78	ARG
19	CS	79	THR
19	CS	81	ARG
20	CT	10	LEU
20	CT	13	LEU
20	CT	36	LEU
20	CT	39	LYS
20	CT	62	LEU
20	CT	71	THR
20	CT	72	LEU
20	CT	73	HIS
20	CT	74	LYS
20	CT	84	LEU
21	CU	6	ARG
21	CU	7	ARG
21	CU	9	ARG
21	CU	10	ARG
21	CU	12	LYS
21	CU	13	ILE
21	CU	17	THR
22	CX	4	ASN
22	CX	6	THR
22	CX	31	PHE
22	CX	54	LEU
22	CX	62	HIS
22	CX	64	SER

Continued on next page...

Continued from previous page...

Mol	Chain	Res	Type
22	CX	66	GLU
22	CX	77	LEU
22	CX	93	LYS
25	DD	12	SER
25	DD	13	ARG
25	DD	18	VAL
25	DD	24	ILE
25	DD	54	ARG
25	DD	83	GLU
25	DD	94	LEU
25	DD	103	ARG
25	DD	106	ILE
25	DD	111	LEU
25	DD	126	GLN
25	DD	131	LEU
25	DD	138	VAL
25	DD	141	VAL
25	DD	150	LYS
25	DD	154	LYS
25	DD	173	VAL
25	DD	192	THR
25	DD	200	ASP
25	DD	211	ARG
25	DD	212	SER
25	DD	217	ARG
25	DD	218	ARG
25	DD	221	VAL
25	DD	229	VAL
25	DD	254	THR
25	DD	257	LEU
25	DD	259	THR
25	DD	260	ARG
25	DD	271	ILE
25	DD	273	ARG
25	DD	274	ARG
26	DE	7	VAL
26	DE	12	THR
26	DE	21	VAL
26	DE	24	THR
26	DE	33	VAL
26	DE	40	GLU
26	DE	49	LEU

Continued on next page...

Continued from previous page...

Mol	Chain	Res	Type
26	DE	52	LEU
26	DE	61	ARG
26	DE	69	LYS
26	DE	72	VAL
26	DE	75	VAL
26	DE	77	ILE
26	DE	82	ARG
26	DE	92	THR
26	DE	111	ARG
26	DE	116	VAL
26	DE	119	ARG
26	DE	128	SER
26	DE	144	ARG
26	DE	154	LYS
26	DE	167	VAL
26	DE	170	LEU
26	DE	179	GLU
26	DE	181	LEU
26	DE	195	LEU
27	DF	12	LEU
27	DF	18	ARG
27	DF	20	LEU
27	DF	24	LEU
27	DF	33	LEU
27	DF	41	LEU
27	DF	50	SER
27	DF	57	VAL
27	DF	69	HIS
27	DF	77	ASP
27	DF	88	VAL
27	DF	96	ASP
27	DF	106	ARG
27	DF	110	LEU
27	DF	112	MET
27	DF	132	VAL
27	DF	137	LYS
27	DF	140	LEU
27	DF	158	THR
27	DF	161	GLU
27	DF	168	ARG
27	DF	170	LEU
27	DF	175	THR

Continued on next page...

Continued from previous page...

Mol	Chain	Res	Type
27	DF	188	ARG
27	DF	192	LEU
28	DG	3	LEU
28	DG	5	VAL
28	DG	7	LEU
28	DG	21	ARG
28	DG	28	VAL
28	DG	35	GLU
28	DG	47	LYS
28	DG	98	ARG
28	DG	128	ARG
28	DG	136	ARG
28	DG	139	LEU
28	DG	140	ILE
28	DG	143	GLU
28	DG	146	TYR
28	DG	149	VAL
28	DG	155	MET
28	DG	161	THR
28	DG	170	ARG
28	DG	175	LEU
29	DH	3	ARG
29	DH	6	ARG
29	DH	7	LEU
29	DH	15	VAL
29	DH	24	VAL
29	DH	41	MET
29	DH	44	VAL
29	DH	49	VAL
29	DH	51	ARG
29	DH	58	GLU
29	DH	68	THR
29	DH	69	ARG
29	DH	88	LEU
29	DH	98	LEU
29	DH	113	VAL
29	DH	122	THR
29	DH	134	SER
29	DH	139	GLN
30	DI	1	MET
30	DI	42	SER
30	DI	44	LEU

Continued on next page...

Continued from previous page...

Mol	Chain	Res	Type
30	DI	45	LYS
30	DI	47	LEU
30	DI	81	VAL
30	DI	101	LEU
30	DI	120	ILE
30	DI	123	LEU
30	DI	129	THR
30	DI	130	TYR
30	DI	139	GLN
30	DI	142	VAL
30	DI	145	VAL
31	DN	1	MET
31	DN	5	VAL
31	DN	12	ARG
31	DN	28	THR
31	DN	33	LEU
31	DN	34	LEU
31	DN	38	HIS
31	DN	46	VAL
31	DN	48	MET
31	DN	62	VAL
31	DN	67	LEU
31	DN	68	GLU
31	DN	85	ILE
31	DN	99	LEU
31	DN	112	LEU
31	DN	120	LEU
31	DN	130	HIS
31	DN	133	GLN
31	DN	140	VAL
32	DO	8	LEU
32	DO	10	VAL
32	DO	17	ARG
32	DO	24	VAL
32	DO	25	LEU
32	DO	26	LYS
32	DO	29	ASN
32	DO	32	TYR
32	DO	52	VAL
32	DO	53	LYS
32	DO	58	VAL
32	DO	94	ARG

Continued on next page...

Continued from previous page...

Mol	Chain	Res	Type
32	DO	98	VAL
32	DO	104	ARG
32	DO	113	LYS
33	DP	21	ARG
33	DP	32	THR
33	DP	40	SER
33	DP	42	SER
33	DP	45	LEU
33	DP	55	ARG
33	DP	59	LEU
33	DP	65	ARG
33	DP	71	VAL
33	DP	83	VAL
33	DP	86	LYS
33	DP	95	VAL
33	DP	106	LEU
33	DP	112	LEU
33	DP	125	VAL
34	DQ	1	MET
34	DQ	5	ARG
34	DQ	7	MET
34	DQ	16	ARG
34	DQ	45	GLN
34	DQ	55	VAL
34	DQ	56	ARG
34	DQ	59	ARG
34	DQ	63	LYS
34	DQ	75	THR
34	DQ	81	VAL
34	DQ	109	VAL
34	DQ	110	THR
34	DQ	134	ARG
34	DQ	138	ASP
35	DR	1	MET
35	DR	2	ARG
35	DR	6	SER
35	DR	9	LYS
35	DR	15	SER
35	DR	18	LEU
35	DR	24	GLN
35	DR	28	LEU
35	DR	29	LEU

Continued on next page...

Continued from previous page...

Mol	Chain	Res	Type
35	DR	33	ARG
35	DR	44	LEU
35	DR	54	LEU
35	DR	57	ARG
35	DR	60	LEU
35	DR	63	ARG
35	DR	65	LEU
35	DR	67	LEU
35	DR	79	LEU
35	DR	86	ARG
35	DR	100	LEU
35	DR	103	ARG
35	DR	111	LEU
35	DR	113	LEU
35	DR	117	VAL
36	DS	3	ARG
36	DS	8	GLU
36	DS	12	PHE
36	DS	13	ARG
36	DS	20	ARG
36	DS	30	ARG
36	DS	36	TYR
36	DS	50	SER
36	DS	57	LYS
36	DS	58	LEU
36	DS	69	VAL
36	DS	75	GLU
36	DS	78	LEU
36	DS	84	GLN
36	DS	85	VAL
36	DS	95	HIS
37	DT	6	LEU
37	DT	13	ARG
37	DT	16	ARG
37	DT	17	THR
37	DT	36	GLU
37	DT	39	ARG
37	DT	49	VAL
37	DT	64	ARG
37	DT	74	ARG
37	DT	82	LEU
37	DT	95	ARG

Continued on next page...

Continued from previous page...

Mol	Chain	Res	Type
37	DT	96	ARG
37	DT	107	ASP
37	DT	111	ARG
37	DT	118	ARG
38	DU	8	VAL
38	DU	30	LYS
38	DU	31	SER
38	DU	36	ARG
38	DU	59	ARG
38	DU	60	LEU
38	DU	74	LEU
38	DU	101	ARG
38	DU	104	GLN
38	DU	108	GLU
39	DV	7	THR
39	DV	12	TYR
39	DV	13	ARG
39	DV	18	LEU
39	DV	21	ARG
39	DV	28	GLU
39	DV	32	THR
39	DV	33	VAL
39	DV	57	VAL
39	DV	61	VAL
39	DV	62	LEU
39	DV	72	VAL
39	DV	73	SER
39	DV	79	VAL
39	DV	85	LYS
39	DV	95	LEU
39	DV	100	ARG
40	DW	11	ARG
40	DW	15	ARG
40	DW	19	LEU
40	DW	23	LEU
40	DW	27	LYS
40	DW	41	LYS
40	DW	51	LEU
40	DW	60	ASN
40	DW	77	ASP
40	DW	100	THR
40	DW	107	LEU

Continued on next page...

Continued from previous page...

Mol	Chain	Res	Type
41	DX	15	GLU
41	DX	25	LYS
41	DX	57	LEU
41	DX	65	ARG
41	DX	76	ARG
42	DY	2	ARG
42	DY	3	VAL
42	DY	6	HIS
42	DY	9	LYS
42	DY	23	ARG
42	DY	45	VAL
42	DY	49	VAL
42	DY	55	TYR
42	DY	61	ILE
42	DY	72	VAL
42	DY	90	LEU
42	DY	91	GLU
42	DY	92	ASN
42	DY	97	ARG
42	DY	101	LYS
42	DY	102	CYS
42	DY	107	ASP
43	DZ	5	LEU
43	DZ	10	ARG
43	DZ	11	GLU
43	DZ	19	ARG
43	DZ	24	LEU
43	DZ	42	VAL
43	DZ	52	SER
43	DZ	56	VAL
43	DZ	66	SER
43	DZ	76	LEU
43	DZ	82	ARG
43	DZ	97	GLU
43	DZ	98	MET
43	DZ	118	GLN
43	DZ	126	VAL
43	DZ	155	LEU
43	DZ	156	LYS
43	DZ	165	VAL
43	DZ	179	ASP
43	DZ	185	GLU

Continued on next page...

Continued from previous page...

Mol	Chain	Res	Type
44	D0	10	THR
44	D0	19	LYS
44	D0	20	ARG
44	D0	38	VAL
44	D0	49	LYS
44	D0	55	ARG
44	D0	74	ARG
44	D0	77	ARG
44	D0	83	PRO
45	D1	4	VAL
45	D1	5	CYS
45	D1	14	VAL
45	D1	21	ARG
45	D1	40	ARG
45	D1	46	LEU
45	D1	51	VAL
45	D1	58	ILE
45	D1	82	LEU
45	D1	83	GLU
45	D1	86	SER
45	D1	95	LEU
46	D2	17	SER
46	D2	32	LEU
46	D2	34	GLU
46	D2	43	GLN
46	D2	44	LEU
46	D2	47	ASN
46	D2	53	LEU
46	D2	55	ARG
46	D2	68	ARG
46	D2	70	GLN
47	D3	8	LEU
47	D3	18	ASP
47	D3	23	LEU
47	D3	31	LEU
47	D3	40	THR
48	D4	14	ILE
48	D4	16	CYS
48	D4	27	THR
48	D4	34	GLU
48	D4	43	TYR
48	D4	46	GLN

Continued on next page...

Continued from previous page...

Mol	Chain	Res	Type
49	D5	6	VAL
49	D5	8	LYS
49	D5	9	LYS
49	D5	23	HIS
49	D5	29	THR
49	D5	37	LYS
49	D5	40	LYS
49	D5	46	CYS
49	D5	58	LEU
50	D6	4	GLU
50	D6	6	ARG
50	D6	13	CYS
50	D6	14	THR
50	D6	28	ARG
50	D6	30	THR
50	D6	34	LEU
50	D6	38	LYS
50	D6	40	CYS
50	D6	44	ARG
51	D7	1	MET
51	D7	4	THR
51	D7	8	ASN
51	D7	9	ARG
51	D7	23	ARG
51	D7	32	LYS
51	D7	47	ARG
52	D8	6	THR
52	D8	11	LYS
52	D8	14	VAL
52	D8	23	VAL
52	D8	31	HIS
52	D8	32	LEU
52	D8	34	TRP
52	D8	35	GLN
52	D8	41	ILE
52	D8	49	VAL
53	D9	6	SER
53	D9	7	VAL
53	D9	17	ILE
53	D9	26	ILE

Sometimes sidechains can be flipped to improve hydrogen bonding and reduce clashes. All (108) such sidechains are listed below:

Mol	Chain	Res	Type
2	AB	94	ASN
2	AB	110	GLN
2	AB	146	GLN
2	AB	212	GLN
3	AC	6	HIS
3	AC	31	HIS
5	AE	78	HIS
6	AF	64	GLN
6	AF	73	ASN
6	AF	94	GLN
7	AG	28	ASN
7	AG	64	GLN
7	AG	106	GLN
7	AG	109	ASN
9	AI	3	GLN
9	AI	38	GLN
10	AJ	21	GLN
10	AJ	56	HIS
16	AP	13	HIS
16	AP	16	HIS
16	AP	65	GLN
18	AR	36	ASN
19	AS	57	HIS
20	AT	16	HIS
22	AX	2	GLN
22	AX	35	ASN
22	AX	94	GLN
22	AX	95	HIS
25	BD	112	GLN
25	BD	129	ASN
25	BD	143	HIS
26	BE	143	ASN
27	BF	75	HIS
28	BG	40	ASN
28	BG	66	GLN
28	BG	108	ASN
28	BG	138	GLN
29	BH	74	ASN
29	BH	111	HIS
30	BI	74	ASN
30	BI	133	HIS
30	BI	139	GLN
31	BN	128	HIS

Continued on next page...

Continued from previous page...

Mol	Chain	Res	Type
31	BN	133	GLN
32	BO	3	GLN
33	BP	84	ASN
34	BQ	12	GLN
36	BS	68	GLN
38	BU	49	HIS
38	BU	72	HIS
39	BV	80	GLN
40	BW	60	ASN
40	BW	61	ASN
41	BX	31	HIS
46	B2	9	GLN
48	B4	46	GLN
50	B6	20	ASN
50	B6	49	HIS
2	CB	94	ASN
2	CB	110	GLN
2	CB	140	HIS
2	CB	146	GLN
2	CB	212	GLN
3	CC	31	HIS
3	CC	37	GLN
3	CC	69	HIS
3	CC	136	GLN
5	CE	65	ASN
5	CE	78	HIS
5	CE	130	ASN
6	CF	64	GLN
6	CF	73	ASN
6	CF	94	GLN
7	CG	96	GLN
7	CG	148	ASN
9	CI	3	GLN
10	CJ	68	HIS
13	CM	77	ASN
14	CN	52	GLN
16	CP	16	HIS
16	CP	65	GLN
17	CQ	45	HIS
18	CR	36	ASN
19	CS	83	HIS
22	CX	94	GLN

Continued on next page...

Continued from previous page...

Mol	Chain	Res	Type
25	DD	112	GLN
25	DD	129	ASN
25	DD	143	HIS
28	DG	40	ASN
28	DG	66	GLN
28	DG	108	ASN
28	DG	138	GLN
29	DH	74	ASN
29	DH	147	ASN
30	DI	105	HIS
30	DI	139	GLN
31	DN	128	HIS
31	DN	133	GLN
32	DO	3	GLN
33	DP	84	ASN
36	DS	68	GLN
37	DT	58	ASN
38	DU	49	HIS
40	DW	61	ASN
41	DX	31	HIS
43	DZ	151	HIS
46	D2	9	GLN
48	D4	46	GLN

5.3.3 RNA [i](#)

Mol	Chain	Analysed	Backbone Outliers	Pucker Outliers
1	AA	1499/1522 (98%)	385 (25%)	33 (2%)
1	CA	1495/1522 (98%)	396 (26%)	34 (2%)
23	BA	2833/2913 (97%)	609 (21%)	60 (2%)
23	DA	2807/2913 (96%)	600 (21%)	56 (1%)
24	BB	119/122 (97%)	25 (21%)	0
24	DB	119/122 (97%)	26 (21%)	0
All	All	8872/9114 (97%)	2041 (23%)	183 (2%)

All (2041) RNA backbone outliers are listed below:

Mol	Chain	Res	Type
1	AA	5	U
1	AA	6	G
1	AA	7	G

Continued on next page...

Continued from previous page...

Mol	Chain	Res	Type
1	AA	9	G
1	AA	32	A
1	AA	39	G
1	AA	47	C
1	AA	48	C
1	AA	50	A
1	AA	51	A
1	AA	53	A
1	AA	60	A
1	AA	61	G
1	AA	62	U
1	AA	65	U
1	AA	66	G
1	AA	67	C
1	AA	70	G
1	AA	77	G
1	AA	78	G
1	AA	79	G
1	AA	89	C
1	AA	90	U
1	AA	91	C
1	AA	93	G
1	AA	96	U
1	AA	97	G
1	AA	115	G
1	AA	116	A
1	AA	121	C
1	AA	131	C
1	AA	142	G
1	AA	150	C
1	AA	163	C
1	AA	173	U
1	AA	182	U
1	AA	189(G)	G
1	AA	189(H)	G
1	AA	195	A
1	AA	197	A
1	AA	201	C
1	AA	203	U
1	AA	204	U
1	AA	216	G
1	AA	227	G

Continued on next page...

Continued from previous page...

Mol	Chain	Res	Type
1	AA	243	A
1	AA	244	U
1	AA	247	G
1	AA	251	G
1	AA	266	G
1	AA	267	C
1	AA	289	G
1	AA	306	G
1	AA	321	A
1	AA	328	C
1	AA	332	G
1	AA	341	C
1	AA	342	C
1	AA	343	U
1	AA	344	A
1	AA	345	C
1	AA	351	G
1	AA	352	C
1	AA	353	A
1	AA	354	G
1	AA	365	U
1	AA	367	U
1	AA	372	C
1	AA	373	A
1	AA	388	G
1	AA	392	G
1	AA	397	A
1	AA	398	C
1	AA	406	G
1	AA	412	A
1	AA	413	G
1	AA	414	A
1	AA	422	C
1	AA	423	G
1	AA	424	G
1	AA	429	U
1	AA	435	C
1	AA	437	U
1	AA	439	A
1	AA	442	C
1	AA	445	G
1	AA	446	G

Continued on next page...

Continued from previous page...

Mol	Chain	Res	Type
1	AA	452	A
1	AA	457	C
1	AA	461	A
1	AA	484	G
1	AA	485	G
1	AA	493	G
1	AA	496	A
1	AA	498	U
1	AA	505	G
1	AA	509	A
1	AA	510	A
1	AA	511	C
1	AA	518	C
1	AA	520	A
1	AA	521	G
1	AA	524	G
1	AA	527	G
1	AA	531	U
1	AA	532	A
1	AA	533	A
1	AA	547	A
1	AA	559	A
1	AA	560	U
1	AA	561	U
1	AA	562	C
1	AA	563	A
1	AA	570	G
1	AA	572	A
1	AA	573	A
1	AA	575	G
1	AA	576	G
1	AA	577	G
1	AA	588	G
1	AA	596	C
1	AA	607	A
1	AA	618	C
1	AA	623	C
1	AA	629	G
1	AA	630	G
1	AA	631	G
1	AA	632	A
1	AA	633	G

Continued on next page...

Continued from previous page...

Mol	Chain	Res	Type
1	AA	653	A
1	AA	661	G
1	AA	665	A
1	AA	666	G
1	AA	680	C
1	AA	687	A
1	AA	688	G
1	AA	690	G
1	AA	724	G
1	AA	731	G
1	AA	749	C
1	AA	755	G
1	AA	766	A
1	AA	774	G
1	AA	777	A
1	AA	786	G
1	AA	787	A
1	AA	792	A
1	AA	793	U
1	AA	794	A
1	AA	796	C
1	AA	802	A
1	AA	816	A
1	AA	817	C
1	AA	818	G
1	AA	821	G
1	AA	827	U
1	AA	828	A
1	AA	833	U
1	AA	836	G
1	AA	839	U
1	AA	840	C
1	AA	841	U
1	AA	848	C
1	AA	859	A
1	AA	870	U
1	AA	875	C
1	AA	876	G
1	AA	902	G
1	AA	914	A
1	AA	926	G
1	AA	927	G

Continued on next page...

Continued from previous page...

Mol	Chain	Res	Type
1	AA	932	C
1	AA	934	C
1	AA	935	A
1	AA	939	G
1	AA	943	U
1	AA	944	G
1	AA	945	G
1	AA	946	A
1	AA	948	C
1	AA	958	A
1	AA	960	U
1	AA	961	U
1	AA	964	A
1	AA	968	A
1	AA	969	A
1	AA	971	G
1	AA	974	A
1	AA	975	A
1	AA	976	G
1	AA	977	A
1	AA	978	A
1	AA	979	C
1	AA	980	C
1	AA	981	U
1	AA	983	A
1	AA	984	C
1	AA	985	C
1	AA	990	C
1	AA	991	U
1	AA	992	U
1	AA	993	G
1	AA	996	A
1	AA	997	U
1	AA	1000	U
1	AA	1001(A)	G
1	AA	1003	G
1	AA	1004	A
1	AA	1005	A
1	AA	1006	C
1	AA	1010	G
1	AA	1011	G
1	AA	1013	G

Continued on next page...

Continued from previous page...

Mol	Chain	Res	Type
1	AA	1014	A
1	AA	1016	A
1	AA	1021	G
1	AA	1022	G
1	AA	1023	G
1	AA	1026	G
1	AA	1027	C
1	AA	1030(A)	G
1	AA	1031	G
1	AA	1034	G
1	AA	1035	A
1	AA	1036	G
1	AA	1042	G
1	AA	1044	A
1	AA	1045	C
1	AA	1046	A
1	AA	1051	C
1	AA	1053	G
1	AA	1054	C
1	AA	1055	A
1	AA	1056	U
1	AA	1065	U
1	AA	1066	C
1	AA	1068	G
1	AA	1070	U
1	AA	1073	U
1	AA	1074	G
1	AA	1081	G
1	AA	1082	G
1	AA	1084	G
1	AA	1085	U
1	AA	1090	U
1	AA	1094	G
1	AA	1095	U
1	AA	1101	A
1	AA	1113	C
1	AA	1117	G
1	AA	1121	U
1	AA	1122	U
1	AA	1124	G
1	AA	1125	U
1	AA	1126	U

Continued on next page...

Continued from previous page...

Mol	Chain	Res	Type
1	AA	1127	G
1	AA	1129	C
1	AA	1131	G
1	AA	1134	G
1	AA	1136	U
1	AA	1137	C
1	AA	1138	G
1	AA	1139	G
1	AA	1140	C
1	AA	1144	G
1	AA	1145	C
1	AA	1149	C
1	AA	1152	A
1	AA	1153	C
1	AA	1154	G
1	AA	1155	G
1	AA	1157	A
1	AA	1159	U
1	AA	1160	G
1	AA	1164	G
1	AA	1175	G
1	AA	1184	G
1	AA	1190	G
1	AA	1196	U
1	AA	1197	G
1	AA	1199	U
1	AA	1201	A
1	AA	1202	G
1	AA	1206	G
1	AA	1207	G
1	AA	1211	U
1	AA	1212	U
1	AA	1213	A
1	AA	1214	C
1	AA	1220	G
1	AA	1225	A
1	AA	1226	C
1	AA	1227	A
1	AA	1238	A
1	AA	1239	A
1	AA	1240	U
1	AA	1241	G

Continued on next page...

Continued from previous page...

Mol	Chain	Res	Type
1	AA	1242	C
1	AA	1244	C
1	AA	1246	C
1	AA	1247	U
1	AA	1250	A
1	AA	1256	A
1	AA	1257	U
1	AA	1258	G
1	AA	1260	C
1	AA	1266	G
1	AA	1270	C
1	AA	1275	A
1	AA	1277	C
1	AA	1278	U
1	AA	1280	A
1	AA	1282	C
1	AA	1285	A
1	AA	1286	A
1	AA	1287	A
1	AA	1294	G
1	AA	1297	C
1	AA	1298	C
1	AA	1300	G
1	AA	1301	U
1	AA	1302	U
1	AA	1304	G
1	AA	1305	G
1	AA	1306	A
1	AA	1308	U
1	AA	1312	G
1	AA	1316	G
1	AA	1318	A
1	AA	1319	A
1	AA	1320	C
1	AA	1322	C
1	AA	1325	C
1	AA	1328	C
1	AA	1330	U
1	AA	1331	G
1	AA	1332	A
1	AA	1333	A
1	AA	1334	G

Continued on next page...

Continued from previous page...

Mol	Chain	Res	Type
1	AA	1335	C
1	AA	1336	C
1	AA	1337	G
1	AA	1338	G
1	AA	1339	A
1	AA	1345	U
1	AA	1346	A
1	AA	1347	G
1	AA	1349	A
1	AA	1355	G
1	AA	1360	A
1	AA	1363	C
1	AA	1363(A)	A
1	AA	1364	U
1	AA	1365	G
1	AA	1369	C
1	AA	1378	C
1	AA	1379	G
1	AA	1380	U
1	AA	1388	C
1	AA	1395	C
1	AA	1398	A
1	AA	1401	G
1	AA	1419	G
1	AA	1441	G
1	AA	1442	G
1	AA	1442(B)	A
1	AA	1446	U
1	AA	1447	A
1	AA	1452	C
1	AA	1456	G
1	AA	1457	G
1	AA	1459	C
1	AA	1487	G
1	AA	1492	A
1	AA	1493	A
1	AA	1494	G
1	AA	1495	U
1	AA	1497	G
1	AA	1504	G
1	AA	1505	G
1	AA	1506	U

Continued on next page...

Continued from previous page...

Mol	Chain	Res	Type
1	AA	1517	G
1	AA	1520	G
1	AA	1529	G
1	AA	1530	G
23	BA	10	G
23	BA	12	U
23	BA	15	G
23	BA	34	C
23	BA	36	G
23	BA	45	C
23	BA	55	G
23	BA	69	C
23	BA	71	A
23	BA	72	U
23	BA	74	A
23	BA	75	G
23	BA	82	G
23	BA	84	A
23	BA	90	U
23	BA	94	C
23	BA	95	G
23	BA	100	G
23	BA	102	G
23	BA	103	A
23	BA	118	A
23	BA	119	A
23	BA	120	U
23	BA	131	G
23	BA	141	A
23	BA	154	G
23	BA	154(A)	C
23	BA	157	U
23	BA	181	A
23	BA	182	A
23	BA	188	G
23	BA	196	A
23	BA	199	A
23	BA	200	U
23	BA	201	C
23	BA	204	A
23	BA	205	G
23	BA	214	G

Continued on next page...

Continued from previous page...

Mol	Chain	Res	Type
23	BA	215	G
23	BA	216	A
23	BA	221	A
23	BA	222	A
23	BA	225	A
23	BA	229	A
23	BA	233	A
23	BA	248	G
23	BA	250	G
23	BA	266	G
23	BA	269	U
23	BA	271(I)	G
23	BA	271(K)	U
23	BA	271(L)	U
23	BA	271(M)	G
23	BA	271(N)	U
23	BA	271(Y)	U
23	BA	272(B)	G
23	BA	272(G)	C
23	BA	272(H)	C
23	BA	272(I)	U
23	BA	272(J)	C
23	BA	276	A
23	BA	277	C
23	BA	278	A
23	BA	279	C
23	BA	280	C
23	BA	286	C
23	BA	311	A
23	BA	315	G
23	BA	316	C
23	BA	324	A
23	BA	329	G
23	BA	330	A
23	BA	331	A
23	BA	332	A
23	BA	333	G
23	BA	335	C
23	BA	342	G
23	BA	352	G
23	BA	353	G
23	BA	363	G

Continued on next page...

Continued from previous page...

Mol	Chain	Res	Type
23	BA	363(C)	G
23	BA	363(F)	A
23	BA	386	G
23	BA	404	C
23	BA	405	U
23	BA	407	G
23	BA	411	G
23	BA	412	A
23	BA	428	A
23	BA	444	C
23	BA	448	U
23	BA	457	A
23	BA	460	A
23	BA	470	A
23	BA	471	A
23	BA	481	G
23	BA	482	A
23	BA	505	A
23	BA	509	C
23	BA	512	G
23	BA	513	A
23	BA	529	A
23	BA	530	G
23	BA	531	C
23	BA	532	A
23	BA	533	G
23	BA	543	C
23	BA	545	G
23	BA	546	C
23	BA	547	A
23	BA	548	A
23	BA	563	G
23	BA	573	G
23	BA	575	A
23	BA	586	A
23	BA	587	C
23	BA	588	U
23	BA	602	G
23	BA	603	A
23	BA	604	G
23	BA	607	U
23	BA	614(A)	U

Continued on next page...

Continued from previous page...

Mol	Chain	Res	Type
23	BA	614(B)	G
23	BA	614(C)	A
23	BA	615	G
23	BA	620	G
23	BA	627	A
23	BA	632	A
23	BA	637	A
23	BA	645	C
23	BA	646	A
23	BA	647	G
23	BA	652(A)	A
23	BA	652(B)	A
23	BA	652(C)	G
23	BA	652(E)	G
23	BA	652(F)	G
23	BA	652(J)	G
23	BA	652(Q)	G
23	BA	652(R)	C
23	BA	652(T)	C
23	BA	652(U)	G
23	BA	668	G
23	BA	669	G
23	BA	686	G
23	BA	701	G
23	BA	708	C
23	BA	709	U
23	BA	715	G
23	BA	717	G
23	BA	730	C
23	BA	752	A
23	BA	753	C
23	BA	762	U
23	BA	764	A
23	BA	765	G
23	BA	771	G
23	BA	775	G
23	BA	776	G
23	BA	782	A
23	BA	784	A
23	BA	785	G
23	BA	792	G
23	BA	805	G

Continued on next page...

Continued from previous page...

Mol	Chain	Res	Type
23	BA	810	U
23	BA	812	C
23	BA	819	A
23	BA	827	U
23	BA	828	U
23	BA	830	G
23	BA	857	C
23	BA	859	G
23	BA	879	G
23	BA	882	G
23	BA	884	C
23	BA	885	C
23	BA	886	C
23	BA	888	C
23	BA	889	C
23	BA	890	A
23	BA	895	U
23	BA	896	A
23	BA	897	C
23	BA	900	A
23	BA	901	A
23	BA	910	A
23	BA	914	C
23	BA	917	A
23	BA	932	G
23	BA	938	G
23	BA	941	A
23	BA	945	A
23	BA	946	G
23	BA	953	A
23	BA	958	U
23	BA	959	A
23	BA	961	C
23	BA	974	G
23	BA	975	C
23	BA	975(A)	G
23	BA	983	A
23	BA	990	A
23	BA	991	C
23	BA	994	C
23	BA	996	A
23	BA	1005	C

Continued on next page...

Continued from previous page...

Mol	Chain	Res	Type
23	BA	1012	U
23	BA	1013	C
23	BA	1020	A
23	BA	1022	G
23	BA	1023	U
23	BA	1025	G
23	BA	1026	U
23	BA	1027	A
23	BA	1033	U
23	BA	1038	C
23	BA	1039	G
23	BA	1040	C
23	BA	1041	C
23	BA	1042	G
23	BA	1043	C
23	BA	1045	A
23	BA	1046	A
23	BA	1047	G
23	BA	1048	A
23	BA	1049	C
23	BA	1050	A
23	BA	1052	C
23	BA	1107	G
23	BA	1109	C
23	BA	1110	G
23	BA	1112	G
23	BA	1115	G
23	BA	1128	A
23	BA	1129	A
23	BA	1130	U
23	BA	1135	C
23	BA	1136	G
23	BA	1139	G
23	BA	1141	U
23	BA	1154	G
23	BA	1155	A
23	BA	1170	G
23	BA	1171	G
23	BA	1173	G
23	BA	1174	A
23	BA	1175	U
23	BA	1176	G

Continued on next page...

Continued from previous page...

Mol	Chain	Res	Type
23	BA	1177	A
23	BA	1188	U
23	BA	1210	A
23	BA	1211	U
23	BA	1224	C
23	BA	1244	G
23	BA	1252	G
23	BA	1253	A
23	BA	1256	G
23	BA	1267	U
23	BA	1271	G
23	BA	1272	A
23	BA	1273	U
23	BA	1292	U
23	BA	1300	U
23	BA	1301	A
23	BA	1305	C
23	BA	1314	C
23	BA	1320	C
23	BA	1321	A
23	BA	1329	U
23	BA	1345	C
23	BA	1352	U
23	BA	1359	A
23	BA	1360	A
23	BA	1365	A
23	BA	1368	G
23	BA	1370	C
23	BA	1373	A
23	BA	1374	G
23	BA	1378	A
23	BA	1379	A
23	BA	1380	G
23	BA	1383	C
23	BA	1384	A
23	BA	1385	G
23	BA	1386	C
23	BA	1395	A
23	BA	1405	U
23	BA	1416	G
23	BA	1417	C
23	BA	1419	A

Continued on next page...

Continued from previous page...

Mol	Chain	Res	Type
23	BA	1420	U
23	BA	1421	G
23	BA	1427	A
23	BA	1428	C
23	BA	1429	G
23	BA	1437	C
23	BA	1445	A
23	BA	1449	A
23	BA	1455	G
23	BA	1459	G
23	BA	1467	C
23	BA	1471	A
23	BA	1482	G
23	BA	1488	G
23	BA	1490	A
23	BA	1493	C
23	BA	1497	U
23	BA	1507	A
23	BA	1508	A
23	BA	1509	C
23	BA	1509(A)	A
23	BA	1510	G
23	BA	1520	G
23	BA	1531	C
23	BA	1533	G
23	BA	1534	U
23	BA	1535	A
23	BA	1536	C
23	BA	1537	G
23	BA	1539	G
23	BA	1540	U
23	BA	1542	A
23	BA	1543	C
23	BA	1545	A
23	BA	1548	C
23	BA	1554	A
23	BA	1558	A
23	BA	1559	G
23	BA	1560	G
23	BA	1566	A
23	BA	1569	A
23	BA	1578	U

Continued on next page...

Continued from previous page...

Mol	Chain	Res	Type
23	BA	1579	A
23	BA	1580	A
23	BA	1581	G
23	BA	1584	C
23	BA	1586	A
23	BA	1598	C
23	BA	1608	A
23	BA	1609	A
23	BA	1610	A
23	BA	1617	C
23	BA	1635	G
23	BA	1640	C
23	BA	1647	G
23	BA	1648	C
23	BA	1652	A
23	BA	1654	A
23	BA	1674	G
23	BA	1675	C
23	BA	1696	G
23	BA	1698	A
23	BA	1700	A
23	BA	1701	A
23	BA	1703	G
23	BA	1721	G
23	BA	1722	A
23	BA	1746	G
23	BA	1763	G
23	BA	1764	G
23	BA	1773	A
23	BA	1780	A
23	BA	1782	C
23	BA	1791	A
23	BA	1799	G
23	BA	1800	C
23	BA	1801	G
23	BA	1812	A
23	BA	1816	G
23	BA	1819	A
23	BA	1820	U
23	BA	1826	G
23	BA	1828	G
23	BA	1829	A

Continued on next page...

Continued from previous page...

Mol	Chain	Res	Type
23	BA	1835	G
23	BA	1838	C
23	BA	1840	G
23	BA	1847	A
23	BA	1848	A
23	BA	1858	G
23	BA	1865	G
23	BA	1866	C
23	BA	1877	A
23	BA	1878	G
23	BA	1881	C
23	BA	1882	C
23	BA	1896	G
23	BA	1900	A
23	BA	1905	C
23	BA	1906	G
23	BA	1912	A
23	BA	1913	A
23	BA	1914	C
23	BA	1929	G
23	BA	1930	G
23	BA	1931	U
23	BA	1936	A
23	BA	1937	A
23	BA	1938	A
23	BA	1939	U
23	BA	1952	A
23	BA	1955	U
23	BA	1963	U
23	BA	1964	G
23	BA	1967	C
23	BA	1969	A
23	BA	1970	A
23	BA	1971	A
23	BA	1972	A
23	BA	1982	C
23	BA	1991	U
23	BA	1993	U
23	BA	1997	G
23	BA	2005	A
23	BA	2020	A
23	BA	2023	G

Continued on next page...

Continued from previous page...

Mol	Chain	Res	Type
23	BA	2031	A
23	BA	2032	G
23	BA	2033	A
23	BA	2036	C
23	BA	2043	C
23	BA	2049	G
23	BA	2055	C
23	BA	2056	G
23	BA	2060	A
23	BA	2061	G
23	BA	2062	A
23	BA	2069	G
23	BA	2099	U
23	BA	2100	G
23	BA	2103	C
23	BA	2104	G
23	BA	2108	C
23	BA	2110	G
23	BA	2111	C
23	BA	2112	G
23	BA	2115	G
23	BA	2116	G
23	BA	2117	A
23	BA	2119	A
23	BA	2123	G
23	BA	2126	A
23	BA	2127	G
23	BA	2128	C
23	BA	2131	G
23	BA	2133	G
23	BA	2134	A
23	BA	2135	A
23	BA	2136	C
23	BA	2146	C
23	BA	2147	G
23	BA	2150	U
23	BA	2159	G
23	BA	2160	G
23	BA	2161	C
23	BA	2162	G
23	BA	2164	C
23	BA	2169	A

Continued on next page...

Continued from previous page...

Mol	Chain	Res	Type
23	BA	2170	A
23	BA	2172	U
23	BA	2173	A
23	BA	2174	C
23	BA	2176	A
23	BA	2179	C
23	BA	2180	U
23	BA	2183	C
23	BA	2185	C
23	BA	2186	G
23	BA	2187	G
23	BA	2188	C
23	BA	2191	G
23	BA	2192	G
23	BA	2193	G
23	BA	2198	A
23	BA	2199	A
23	BA	2200	C
23	BA	2206	G
23	BA	2207	G
23	BA	2208	A
23	BA	2225	A
23	BA	2234	G
23	BA	2238	G
23	BA	2239	G
23	BA	2240	C
23	BA	2248	C
23	BA	2249	U
23	BA	2252	G
23	BA	2268	A
23	BA	2273	A
23	BA	2275	C
23	BA	2278	A
23	BA	2283	C
23	BA	2287	A
23	BA	2288	A
23	BA	2289	G
23	BA	2291	U
23	BA	2294	C
23	BA	2305	A
23	BA	2306	C
23	BA	2308	G

Continued on next page...

Continued from previous page...

Mol	Chain	Res	Type
23	BA	2309	A
23	BA	2311	A
23	BA	2316	C
23	BA	2319	G
23	BA	2320	A
23	BA	2321	G
23	BA	2325	G
23	BA	2334	G
23	BA	2336	A
23	BA	2343	C
23	BA	2347	C
23	BA	2350	C
23	BA	2354	G
23	BA	2379	G
23	BA	2383	G
23	BA	2385	C
23	BA	2388	A
23	BA	2400	G
23	BA	2406	U
23	BA	2410	G
23	BA	2414	G
23	BA	2418	A
23	BA	2422	A
23	BA	2425	A
23	BA	2429	G
23	BA	2430	A
23	BA	2435	A
23	BA	2439	A
23	BA	2441	C
23	BA	2448	A
23	BA	2465	C
23	BA	2469	A
23	BA	2470	G
23	BA	2472	G
23	BA	2474	C
23	BA	2476	A
23	BA	2477	C
23	BA	2486	G
23	BA	2487	G
23	BA	2502	G
23	BA	2504	U
23	BA	2505	G

Continued on next page...

Continued from previous page...

Mol	Chain	Res	Type
23	BA	2506	U
23	BA	2518	A
23	BA	2520	C
23	BA	2525	G
23	BA	2529	G
23	BA	2535	G
23	BA	2554	U
23	BA	2564	A
23	BA	2566	A
23	BA	2567	G
23	BA	2573	C
23	BA	2582	G
23	BA	2585	U
23	BA	2586	C
23	BA	2602	A
23	BA	2603	G
23	BA	2604	U
23	BA	2608	G
23	BA	2609	U
23	BA	2610	C
23	BA	2611	U
23	BA	2612	C
23	BA	2615	U
23	BA	2628	C
23	BA	2629	A
23	BA	2630	G
23	BA	2654	A
23	BA	2663	G
23	BA	2672	G
23	BA	2674	G
23	BA	2686	G
23	BA	2690	C
23	BA	2691	C
23	BA	2702	U
23	BA	2703	C
23	BA	2707	G
23	BA	2712(A)	A
23	BA	2713	A
23	BA	2714	G
23	BA	2726	U
23	BA	2733	A
23	BA	2739	U

Continued on next page...

Continued from previous page...

Mol	Chain	Res	Type
23	BA	2744	G
23	BA	2758	A
23	BA	2761	G
23	BA	2765	A
23	BA	2766	G
23	BA	2778	A
23	BA	2790	A
23	BA	2791	C
23	BA	2802	G
23	BA	2803	C
23	BA	2808	U
23	BA	2820	A
23	BA	2821	A
23	BA	2833	G
23	BA	2834	G
23	BA	2835	A
23	BA	2847	U
23	BA	2872	G
23	BA	2873	A
23	BA	2880	C
23	BA	2892	A
23	BA	2893	G
23	BA	2894	G
23	BA	2895	U
23	BA	2897	U
24	BB	2	C
24	BB	8	U
24	BB	9	G
24	BB	12	C
24	BB	13	A
24	BB	15	A
24	BB	19	G
24	BB	21	G
24	BB	24	G
24	BB	25	A
24	BB	28	C
24	BB	33	G
24	BB	40	U
24	BB	53	A
24	BB	54	G
24	BB	56	G
24	BB	73	A

Continued on next page...

Continued from previous page...

Mol	Chain	Res	Type
24	BB	74	U
24	BB	75	G
24	BB	84	C
24	BB	85	G
24	BB	88	C
24	BB	89	G
24	BB	106	G
24	BB	110	G
1	CA	5	U
1	CA	6	G
1	CA	7	G
1	CA	9	G
1	CA	32	A
1	CA	39	G
1	CA	47	C
1	CA	48	C
1	CA	50	A
1	CA	51	A
1	CA	53	A
1	CA	60	A
1	CA	61	G
1	CA	62	U
1	CA	65	U
1	CA	66	G
1	CA	67	C
1	CA	77	G
1	CA	78	G
1	CA	79	G
1	CA	91	C
1	CA	93	G
1	CA	96	U
1	CA	97	G
1	CA	115	G
1	CA	116	A
1	CA	121	C
1	CA	131	C
1	CA	142	G
1	CA	150	C
1	CA	163	C
1	CA	173	U
1	CA	182	U
1	CA	189(G)	G

Continued on next page...

Continued from previous page...

Mol	Chain	Res	Type
1	CA	189(H)	G
1	CA	195	A
1	CA	197	A
1	CA	201	C
1	CA	203	U
1	CA	204	U
1	CA	216	G
1	CA	227	G
1	CA	243	A
1	CA	244	U
1	CA	247	G
1	CA	251	G
1	CA	266	G
1	CA	267	C
1	CA	289	G
1	CA	321	A
1	CA	328	C
1	CA	332	G
1	CA	342	C
1	CA	343	U
1	CA	344	A
1	CA	345	C
1	CA	351	G
1	CA	352	C
1	CA	353	A
1	CA	354	G
1	CA	365	U
1	CA	367	U
1	CA	372	C
1	CA	373	A
1	CA	388	G
1	CA	392	G
1	CA	397	A
1	CA	398	C
1	CA	406	G
1	CA	409	G
1	CA	412	A
1	CA	413	G
1	CA	414	A
1	CA	422	C
1	CA	423	G
1	CA	424	G

Continued on next page...

Continued from previous page...

Mol	Chain	Res	Type
1	CA	429	U
1	CA	430	A
1	CA	435	C
1	CA	437	U
1	CA	439	A
1	CA	442	C
1	CA	445	G
1	CA	452	A
1	CA	457	C
1	CA	461	A
1	CA	484	G
1	CA	485	G
1	CA	493	G
1	CA	496	A
1	CA	498	U
1	CA	505	G
1	CA	509	A
1	CA	510	A
1	CA	511	C
1	CA	518	C
1	CA	520	A
1	CA	521	G
1	CA	524	G
1	CA	525	C
1	CA	527	G
1	CA	531	U
1	CA	532	A
1	CA	533	A
1	CA	547	A
1	CA	559	A
1	CA	560	U
1	CA	561	U
1	CA	562	C
1	CA	563	A
1	CA	564	C
1	CA	570	G
1	CA	572	A
1	CA	573	A
1	CA	575	G
1	CA	576	G
1	CA	577	G
1	CA	588	G

Continued on next page...

Continued from previous page...

Mol	Chain	Res	Type
1	CA	596	C
1	CA	607	A
1	CA	618	C
1	CA	623	C
1	CA	629	G
1	CA	630	G
1	CA	631	G
1	CA	632	A
1	CA	633	G
1	CA	634	C
1	CA	653	A
1	CA	661	G
1	CA	665	A
1	CA	666	G
1	CA	680	C
1	CA	687	A
1	CA	688	G
1	CA	690	G
1	CA	724	G
1	CA	731	G
1	CA	749	C
1	CA	755	G
1	CA	766	A
1	CA	774	G
1	CA	777	A
1	CA	786	G
1	CA	787	A
1	CA	793	U
1	CA	794	A
1	CA	796	C
1	CA	802	A
1	CA	816	A
1	CA	817	C
1	CA	818	G
1	CA	821	G
1	CA	827	U
1	CA	828	A
1	CA	833	U
1	CA	836	G
1	CA	839	U
1	CA	840	C
1	CA	841	U

Continued on next page...

Continued from previous page...

Mol	Chain	Res	Type
1	CA	848	C
1	CA	859	A
1	CA	870	U
1	CA	873	A
1	CA	875	C
1	CA	876	G
1	CA	902	G
1	CA	914	A
1	CA	926	G
1	CA	927	G
1	CA	932	C
1	CA	933	G
1	CA	934	C
1	CA	935	A
1	CA	936	C
1	CA	937	A
1	CA	940	C
1	CA	942	G
1	CA	945	G
1	CA	950	U
1	CA	953	G
1	CA	954	G
1	CA	958	A
1	CA	960	U
1	CA	961	U
1	CA	964	A
1	CA	966	G
1	CA	969	A
1	CA	971	G
1	CA	972	C
1	CA	974	A
1	CA	975	A
1	CA	976	G
1	CA	977	A
1	CA	978	A
1	CA	982	U
1	CA	984	C
1	CA	985	C
1	CA	989	C
1	CA	990	C
1	CA	991	U
1	CA	992	U

Continued on next page...

Continued from previous page...

Mol	Chain	Res	Type
1	CA	993	G
1	CA	996	A
1	CA	1001(A)	G
1	CA	1004	A
1	CA	1005	A
1	CA	1006	C
1	CA	1009	G
1	CA	1012	U
1	CA	1016	A
1	CA	1019	C
1	CA	1023	G
1	CA	1024	G
1	CA	1026	G
1	CA	1027	C
1	CA	1028	C
1	CA	1029	C
1	CA	1030	C
1	CA	1031	G
1	CA	1035	A
1	CA	1036	G
1	CA	1037	C
1	CA	1039	C
1	CA	1042	G
1	CA	1043	C
1	CA	1044	A
1	CA	1045	C
1	CA	1046	A
1	CA	1053	G
1	CA	1054	C
1	CA	1055	A
1	CA	1063	C
1	CA	1064	G
1	CA	1065	U
1	CA	1066	C
1	CA	1068	G
1	CA	1081	G
1	CA	1084	G
1	CA	1085	U
1	CA	1086	U
1	CA	1088	G
1	CA	1089	G
1	CA	1094	G

Continued on next page...

Continued from previous page...

Mol	Chain	Res	Type
1	CA	1096	C
1	CA	1101	A
1	CA	1107	C
1	CA	1109	C
1	CA	1112	C
1	CA	1114	C
1	CA	1115	C
1	CA	1117	G
1	CA	1118	C
1	CA	1119	C
1	CA	1124	G
1	CA	1125	U
1	CA	1126	U
1	CA	1127	G
1	CA	1129	C
1	CA	1131	G
1	CA	1134	G
1	CA	1136	U
1	CA	1137	C
1	CA	1138	G
1	CA	1139	G
1	CA	1140	C
1	CA	1144	G
1	CA	1145	C
1	CA	1149	C
1	CA	1150	U
1	CA	1151	A
1	CA	1152	A
1	CA	1155	G
1	CA	1159	U
1	CA	1160	G
1	CA	1161	C
1	CA	1162	C
1	CA	1166	G
1	CA	1170	A
1	CA	1182	G
1	CA	1183	A
1	CA	1184	G
1	CA	1185	G
1	CA	1186	G
1	CA	1187	G
1	CA	1188	A

Continued on next page...

Continued from previous page...

Mol	Chain	Res	Type
1	CA	1190	G
1	CA	1196	U
1	CA	1197	G
1	CA	1201	A
1	CA	1202	G
1	CA	1206	G
1	CA	1207	G
1	CA	1210	C
1	CA	1211	U
1	CA	1212	U
1	CA	1213	A
1	CA	1214	C
1	CA	1220	G
1	CA	1224	G
1	CA	1225	A
1	CA	1226	C
1	CA	1227	A
1	CA	1228	C
1	CA	1233	G
1	CA	1236	A
1	CA	1238	A
1	CA	1240	U
1	CA	1241	G
1	CA	1242	C
1	CA	1244	C
1	CA	1245	A
1	CA	1250	A
1	CA	1252	A
1	CA	1256	A
1	CA	1257	U
1	CA	1258	G
1	CA	1260	C
1	CA	1264	C
1	CA	1265	G
1	CA	1266	G
1	CA	1267	C
1	CA	1270	C
1	CA	1271	G
1	CA	1272	G
1	CA	1275	A
1	CA	1278	U
1	CA	1279	A

Continued on next page...

Continued from previous page...

Mol	Chain	Res	Type
1	CA	1280	A
1	CA	1282	C
1	CA	1284	C
1	CA	1286	A
1	CA	1287	A
1	CA	1288	A
1	CA	1293	G
1	CA	1294	G
1	CA	1295	G
1	CA	1297	C
1	CA	1298	C
1	CA	1299	A
1	CA	1300	G
1	CA	1301	U
1	CA	1302	U
1	CA	1304	G
1	CA	1305	G
1	CA	1307	U
1	CA	1319	A
1	CA	1322	C
1	CA	1323	G
1	CA	1331	G
1	CA	1333	A
1	CA	1335	C
1	CA	1336	C
1	CA	1338	G
1	CA	1346	A
1	CA	1347	G
1	CA	1348	U
1	CA	1357	A
1	CA	1359	C
1	CA	1362	C
1	CA	1363	C
1	CA	1363(A)	A
1	CA	1364	U
1	CA	1369	C
1	CA	1372	U
1	CA	1373	G
1	CA	1379	G
1	CA	1381	U
1	CA	1394	A
1	CA	1397	C

Continued on next page...

Continued from previous page...

Mol	Chain	Res	Type
1	CA	1398	A
1	CA	1401	G
1	CA	1419	G
1	CA	1441	G
1	CA	1442	G
1	CA	1442(B)	A
1	CA	1446	U
1	CA	1447	A
1	CA	1452	C
1	CA	1456	G
1	CA	1457	G
1	CA	1459	C
1	CA	1460	A
1	CA	1487	G
1	CA	1492	A
1	CA	1493	A
1	CA	1494	G
1	CA	1495	U
1	CA	1497	G
1	CA	1504	G
1	CA	1505	G
1	CA	1506	U
1	CA	1517	G
1	CA	1520	G
1	CA	1529	G
1	CA	1530	G
23	DA	10	G
23	DA	12	U
23	DA	14	A
23	DA	15	G
23	DA	34	C
23	DA	36	G
23	DA	45	C
23	DA	55	G
23	DA	69	C
23	DA	71	A
23	DA	72	U
23	DA	74	A
23	DA	75	G
23	DA	82	G
23	DA	84	A
23	DA	90	U

Continued on next page...

Continued from previous page...

Mol	Chain	Res	Type
23	DA	94	C
23	DA	95	G
23	DA	96	G
23	DA	100	G
23	DA	102	G
23	DA	103	A
23	DA	118	A
23	DA	119	A
23	DA	120	U
23	DA	131	G
23	DA	141	A
23	DA	154	G
23	DA	154(A)	C
23	DA	157	U
23	DA	181	A
23	DA	182	A
23	DA	188	G
23	DA	196	A
23	DA	199	A
23	DA	200	U
23	DA	201	C
23	DA	204	A
23	DA	205	G
23	DA	214	G
23	DA	215	G
23	DA	216	A
23	DA	221	A
23	DA	222	A
23	DA	225	A
23	DA	229	A
23	DA	233	A
23	DA	248	G
23	DA	250	G
23	DA	269	U
23	DA	271(I)	G
23	DA	271(K)	U
23	DA	271(L)	U
23	DA	271(M)	G
23	DA	271(N)	U
23	DA	271(Y)	U
23	DA	272(B)	G
23	DA	272(H)	C

Continued on next page...

Continued from previous page...

Mol	Chain	Res	Type
23	DA	272(I)	U
23	DA	272(J)	C
23	DA	275	G
23	DA	276	A
23	DA	277	C
23	DA	278	A
23	DA	279	C
23	DA	280	C
23	DA	286	C
23	DA	311	A
23	DA	315	G
23	DA	316	C
23	DA	324	A
23	DA	329	G
23	DA	330	A
23	DA	331	A
23	DA	332	A
23	DA	333	G
23	DA	335	C
23	DA	338	G
23	DA	342	G
23	DA	352	G
23	DA	353	G
23	DA	363	G
23	DA	363(C)	G
23	DA	363(F)	A
23	DA	386	G
23	DA	404	C
23	DA	405	U
23	DA	407	G
23	DA	411	G
23	DA	412	A
23	DA	428	A
23	DA	444	C
23	DA	448	U
23	DA	455	C
23	DA	457	A
23	DA	459	U
23	DA	460	A
23	DA	470	A
23	DA	471	A
23	DA	481	G

Continued on next page...

Continued from previous page...

Mol	Chain	Res	Type
23	DA	482	A
23	DA	505	A
23	DA	509	C
23	DA	512	G
23	DA	529	A
23	DA	530	G
23	DA	531	C
23	DA	532	A
23	DA	533	G
23	DA	543	C
23	DA	545	G
23	DA	546	C
23	DA	547	A
23	DA	548	A
23	DA	563	G
23	DA	573	G
23	DA	575	A
23	DA	587	C
23	DA	588	U
23	DA	602	G
23	DA	603	A
23	DA	604	G
23	DA	607	U
23	DA	614(A)	U
23	DA	614(B)	G
23	DA	614(C)	A
23	DA	615	G
23	DA	620	G
23	DA	627	A
23	DA	632	A
23	DA	637	A
23	DA	645	C
23	DA	646	A
23	DA	647	G
23	DA	652(B)	A
23	DA	652(C)	G
23	DA	652(E)	G
23	DA	652(F)	G
23	DA	652(J)	G
23	DA	652(Q)	G
23	DA	652(R)	C
23	DA	652(T)	C

Continued on next page...

Continued from previous page...

Mol	Chain	Res	Type
23	DA	652(U)	G
23	DA	668	G
23	DA	669	G
23	DA	686	G
23	DA	701	G
23	DA	702	G
23	DA	707	G
23	DA	708	C
23	DA	709	U
23	DA	715	G
23	DA	717	G
23	DA	730	C
23	DA	752	A
23	DA	753	C
23	DA	762	U
23	DA	764	A
23	DA	765	G
23	DA	771	G
23	DA	775	G
23	DA	776	G
23	DA	782	A
23	DA	784	A
23	DA	785	G
23	DA	790	C
23	DA	792	G
23	DA	805	G
23	DA	810	U
23	DA	811	U
23	DA	812	C
23	DA	819	A
23	DA	827	U
23	DA	828	U
23	DA	830	G
23	DA	857	C
23	DA	859	G
23	DA	879	G
23	DA	882	G
23	DA	895	U
23	DA	896	A
23	DA	897	C
23	DA	900	A
23	DA	901	A

Continued on next page...

Continued from previous page...

Mol	Chain	Res	Type
23	DA	908	C
23	DA	910	A
23	DA	914	C
23	DA	917	A
23	DA	932	G
23	DA	938	G
23	DA	941	A
23	DA	945	A
23	DA	946	G
23	DA	953	A
23	DA	958	U
23	DA	959	A
23	DA	961	C
23	DA	965	C
23	DA	974	G
23	DA	975	C
23	DA	975(A)	G
23	DA	983	A
23	DA	990	A
23	DA	991	C
23	DA	996	A
23	DA	1005	C
23	DA	1012	U
23	DA	1013	C
23	DA	1020	A
23	DA	1022	G
23	DA	1023	U
23	DA	1025	G
23	DA	1026	U
23	DA	1027	A
23	DA	1033	U
23	DA	1038	C
23	DA	1039	G
23	DA	1040	C
23	DA	1041	C
23	DA	1042	G
23	DA	1043	C
23	DA	1045	A
23	DA	1046	A
23	DA	1047	G
23	DA	1048	A
23	DA	1049	C

Continued on next page...

Continued from previous page...

Mol	Chain	Res	Type
23	DA	1050	A
23	DA	1052	C
23	DA	1107	G
23	DA	1109	C
23	DA	1110	G
23	DA	1112	G
23	DA	1115	G
23	DA	1128	A
23	DA	1129	A
23	DA	1130	U
23	DA	1135	C
23	DA	1136	G
23	DA	1139	G
23	DA	1141	U
23	DA	1155	A
23	DA	1170	G
23	DA	1171	G
23	DA	1188	U
23	DA	1210	A
23	DA	1211	U
23	DA	1224	C
23	DA	1244	G
23	DA	1250	G
23	DA	1252	G
23	DA	1253	A
23	DA	1256	G
23	DA	1267	U
23	DA	1271	G
23	DA	1272	A
23	DA	1273	U
23	DA	1300	U
23	DA	1301	A
23	DA	1305	C
23	DA	1314	C
23	DA	1320	C
23	DA	1321	A
23	DA	1329	U
23	DA	1345	C
23	DA	1352	U
23	DA	1359	A
23	DA	1360	A
23	DA	1365	A

Continued on next page...

Continued from previous page...

Mol	Chain	Res	Type
23	DA	1368	G
23	DA	1370	C
23	DA	1373	A
23	DA	1374	G
23	DA	1378	A
23	DA	1379	A
23	DA	1383	C
23	DA	1384	A
23	DA	1385	G
23	DA	1386	C
23	DA	1395	A
23	DA	1405	U
23	DA	1416	G
23	DA	1417	C
23	DA	1419	A
23	DA	1420	U
23	DA	1421	G
23	DA	1427	A
23	DA	1428	C
23	DA	1437	C
23	DA	1445	A
23	DA	1449	A
23	DA	1455	G
23	DA	1459	G
23	DA	1467	C
23	DA	1471	A
23	DA	1472	A
23	DA	1482	G
23	DA	1488	G
23	DA	1490	A
23	DA	1493	C
23	DA	1497	U
23	DA	1507	A
23	DA	1508	A
23	DA	1509	C
23	DA	1509(A)	A
23	DA	1510	G
23	DA	1520	G
23	DA	1531	C
23	DA	1539	G
23	DA	1542	A
23	DA	1543	C

Continued on next page...

Continued from previous page...

Mol	Chain	Res	Type
23	DA	1545	A
23	DA	1548	C
23	DA	1554	A
23	DA	1558	A
23	DA	1559	G
23	DA	1560	G
23	DA	1566	A
23	DA	1569	A
23	DA	1578	U
23	DA	1579	A
23	DA	1580	A
23	DA	1581	G
23	DA	1584	C
23	DA	1586	A
23	DA	1598	C
23	DA	1608	A
23	DA	1609	A
23	DA	1610	A
23	DA	1617	C
23	DA	1640	C
23	DA	1647	G
23	DA	1648	C
23	DA	1652	A
23	DA	1654	A
23	DA	1655	A
23	DA	1674	G
23	DA	1675	C
23	DA	1696	G
23	DA	1698	A
23	DA	1700	A
23	DA	1701	A
23	DA	1703	G
23	DA	1721	G
23	DA	1722	A
23	DA	1746	G
23	DA	1750	G
23	DA	1763	G
23	DA	1764	G
23	DA	1773	A
23	DA	1777	U
23	DA	1780	A
23	DA	1782	C

Continued on next page...

Continued from previous page...

Mol	Chain	Res	Type
23	DA	1791	A
23	DA	1799	G
23	DA	1800	C
23	DA	1801	G
23	DA	1812	A
23	DA	1816	G
23	DA	1819	A
23	DA	1820	U
23	DA	1829	A
23	DA	1835	G
23	DA	1838	C
23	DA	1840	G
23	DA	1847	A
23	DA	1848	A
23	DA	1858	G
23	DA	1865	G
23	DA	1866	C
23	DA	1877	A
23	DA	1878	G
23	DA	1881	C
23	DA	1882	C
23	DA	1896	G
23	DA	1900	A
23	DA	1905	C
23	DA	1906	G
23	DA	1912	A
23	DA	1913	A
23	DA	1914	C
23	DA	1929	G
23	DA	1930	G
23	DA	1931	U
23	DA	1936	A
23	DA	1937	A
23	DA	1938	A
23	DA	1939	U
23	DA	1952	A
23	DA	1955	U
23	DA	1963	U
23	DA	1964	G
23	DA	1966	A
23	DA	1967	C
23	DA	1969	A

Continued on next page...

Continued from previous page...

Mol	Chain	Res	Type
23	DA	1970	A
23	DA	1971	A
23	DA	1972	A
23	DA	1982	C
23	DA	1991	U
23	DA	1993	U
23	DA	1997	G
23	DA	2005	A
23	DA	2018	G
23	DA	2023	G
23	DA	2031	A
23	DA	2032	G
23	DA	2033	A
23	DA	2036	C
23	DA	2043	C
23	DA	2049	G
23	DA	2055	C
23	DA	2056	G
23	DA	2060	A
23	DA	2061	G
23	DA	2062	A
23	DA	2063	C
23	DA	2069	G
23	DA	2099	U
23	DA	2100	G
23	DA	2103	C
23	DA	2104	G
23	DA	2108	C
23	DA	2110	G
23	DA	2111	C
23	DA	2112	G
23	DA	2115	G
23	DA	2116	G
23	DA	2117	A
23	DA	2119	A
23	DA	2123	G
23	DA	2126	A
23	DA	2127	G
23	DA	2128	C
23	DA	2131	G
23	DA	2133	G
23	DA	2134	A

Continued on next page...

Continued from previous page...

Mol	Chain	Res	Type
23	DA	2135	A
23	DA	2136	C
23	DA	2146	C
23	DA	2147	G
23	DA	2150	U
23	DA	2159	G
23	DA	2160	G
23	DA	2161	C
23	DA	2162	G
23	DA	2164	C
23	DA	2169	A
23	DA	2170	A
23	DA	2172	U
23	DA	2173	A
23	DA	2174	C
23	DA	2176	A
23	DA	2179	C
23	DA	2180	U
23	DA	2183	C
23	DA	2185	C
23	DA	2186	G
23	DA	2187	G
23	DA	2188	C
23	DA	2191	G
23	DA	2192	G
23	DA	2193	G
23	DA	2198	A
23	DA	2199	A
23	DA	2200	C
23	DA	2206	G
23	DA	2207	G
23	DA	2208	A
23	DA	2225	A
23	DA	2234	G
23	DA	2238	G
23	DA	2239	G
23	DA	2248	C
23	DA	2252	G
23	DA	2268	A
23	DA	2273	A
23	DA	2275	C
23	DA	2278	A

Continued on next page...

Continued from previous page...

Mol	Chain	Res	Type
23	DA	2283	C
23	DA	2287	A
23	DA	2288	A
23	DA	2289	G
23	DA	2291	U
23	DA	2294	C
23	DA	2305	A
23	DA	2306	C
23	DA	2307	G
23	DA	2308	G
23	DA	2309	A
23	DA	2311	A
23	DA	2316	C
23	DA	2319	G
23	DA	2320	A
23	DA	2321	G
23	DA	2325	G
23	DA	2327	A
23	DA	2334	G
23	DA	2336	A
23	DA	2343	C
23	DA	2347	C
23	DA	2350	C
23	DA	2354	G
23	DA	2379	G
23	DA	2383	G
23	DA	2385	C
23	DA	2388	A
23	DA	2391	G
23	DA	2400	G
23	DA	2406	U
23	DA	2407	G
23	DA	2410	G
23	DA	2414	G
23	DA	2418	A
23	DA	2422	A
23	DA	2425	A
23	DA	2429	G
23	DA	2430	A
23	DA	2435	A
23	DA	2439	A
23	DA	2440	C

Continued on next page...

Continued from previous page...

Mol	Chain	Res	Type
23	DA	2441	C
23	DA	2448	A
23	DA	2465	C
23	DA	2469	A
23	DA	2470	G
23	DA	2472	G
23	DA	2474	C
23	DA	2476	A
23	DA	2477	C
23	DA	2486	G
23	DA	2487	G
23	DA	2502	G
23	DA	2504	U
23	DA	2505	G
23	DA	2506	U
23	DA	2518	A
23	DA	2520	C
23	DA	2525	G
23	DA	2529	G
23	DA	2535	G
23	DA	2554	U
23	DA	2564	A
23	DA	2566	A
23	DA	2567	G
23	DA	2573	C
23	DA	2582	G
23	DA	2585	U
23	DA	2586	C
23	DA	2602	A
23	DA	2603	G
23	DA	2604	U
23	DA	2608	G
23	DA	2609	U
23	DA	2610	C
23	DA	2611	U
23	DA	2612	C
23	DA	2615	U
23	DA	2628	C
23	DA	2629	A
23	DA	2630	G
23	DA	2654	A
23	DA	2663	G

Continued on next page...

Continued from previous page...

Mol	Chain	Res	Type
23	DA	2672	G
23	DA	2674	G
23	DA	2686	G
23	DA	2690	C
23	DA	2691	C
23	DA	2702	U
23	DA	2703	C
23	DA	2707	G
23	DA	2712(A)	A
23	DA	2713	A
23	DA	2714	G
23	DA	2718	G
23	DA	2726	U
23	DA	2733	A
23	DA	2739	U
23	DA	2744	G
23	DA	2748	A
23	DA	2758	A
23	DA	2761	G
23	DA	2765	A
23	DA	2766	G
23	DA	2775	A
23	DA	2778	A
23	DA	2790	A
23	DA	2791	C
23	DA	2802	G
23	DA	2803	C
23	DA	2808	U
23	DA	2820	A
23	DA	2821	A
23	DA	2833	G
23	DA	2834	G
23	DA	2835	A
23	DA	2847	U
23	DA	2872	G
23	DA	2873	A
23	DA	2880	C
23	DA	2892	A
24	DB	2	C
24	DB	8	U
24	DB	9	G
24	DB	12	C

Continued on next page...

Continued from previous page...

Mol	Chain	Res	Type
24	DB	13	A
24	DB	15	A
24	DB	19	G
24	DB	21	G
24	DB	24	G
24	DB	25	A
24	DB	26	A
24	DB	28	C
24	DB	33	G
24	DB	34	U
24	DB	40	U
24	DB	53	A
24	DB	54	G
24	DB	56	G
24	DB	73	A
24	DB	74	U
24	DB	75	G
24	DB	85	G
24	DB	88	C
24	DB	89	G
24	DB	106	G
24	DB	110	G

All (183) RNA pucker outliers are listed below:

Mol	Chain	Res	Type
1	AA	60	A
1	AA	115	G
1	AA	173	U
1	AA	243	A
1	AA	266	G
1	AA	344	A
1	AA	428	G
1	AA	484	G
1	AA	495	A
1	AA	509	A
1	AA	532	A
1	AA	560	U
1	AA	687	A
1	AA	748	C
1	AA	793	U
1	AA	913	A

Continued on next page...

Continued from previous page...

Mol	Chain	Res	Type
1	AA	934	C
1	AA	968	A
1	AA	992	U
1	AA	1064	G
1	AA	1065	U
1	AA	1067	A
1	AA	1156	G
1	AA	1201	A
1	AA	1285	A
1	AA	1299	A
1	AA	1300	G
1	AA	1346	A
1	AA	1378	C
1	AA	1442	G
1	AA	1452	C
1	AA	1493	A
1	AA	1504	G
23	BA	71	A
23	BA	102	G
23	BA	196	A
23	BA	249	C
23	BA	271(K)	U
23	BA	271(L)	U
23	BA	271(M)	G
23	BA	278	A
23	BA	363(E)	U
23	BA	481	G
23	BA	542	C
23	BA	547	A
23	BA	587	C
23	BA	669	G
23	BA	685	A
23	BA	746	A
23	BA	752	A
23	BA	764	A
23	BA	827	U
23	BA	856	C
23	BA	900	A
23	BA	945	A
23	BA	974	G
23	BA	1026	U
23	BA	1047	G

Continued on next page...

Continued from previous page...

Mol	Chain	Res	Type
23	BA	1049	C
23	BA	1106	G
23	BA	1108	U
23	BA	1110	G
23	BA	1155	A
23	BA	1174	A
23	BA	1175	U
23	BA	1176	G
23	BA	1210	A
23	BA	1300	U
23	BA	1378	A
23	BA	1419	A
23	BA	1427	A
23	BA	1507	A
23	BA	1530	C
23	BA	1536	C
23	BA	1538	G
23	BA	1558	A
23	BA	1608	A
23	BA	1653	G
23	BA	1799	G
23	BA	1819	A
23	BA	1992	G
23	BA	2116	G
23	BA	2126	A
23	BA	2172	U
23	BA	2308	G
23	BA	2318	G
23	BA	2406	U
23	BA	2439	A
23	BA	2602	A
23	BA	2610	C
23	BA	2689	U
23	BA	2778	A
23	BA	2802	G
1	CA	60	A
1	CA	115	G
1	CA	173	U
1	CA	243	A
1	CA	266	G
1	CA	344	A
1	CA	428	G

Continued on next page...

Continued from previous page...

Mol	Chain	Res	Type
1	CA	429	U
1	CA	484	G
1	CA	495	A
1	CA	509	A
1	CA	560	U
1	CA	561	U
1	CA	687	A
1	CA	748	C
1	CA	793	U
1	CA	913	A
1	CA	991	U
1	CA	992	U
1	CA	1064	G
1	CA	1065	U
1	CA	1067	A
1	CA	1201	A
1	CA	1211	U
1	CA	1227	A
1	CA	1256	A
1	CA	1280	A
1	CA	1285	A
1	CA	1299	A
1	CA	1300	G
1	CA	1346	A
1	CA	1442	G
1	CA	1493	A
1	CA	1504	G
23	DA	71	A
23	DA	102	G
23	DA	196	A
23	DA	249	C
23	DA	271(K)	U
23	DA	271(L)	U
23	DA	271(M)	G
23	DA	278	A
23	DA	363(E)	U
23	DA	481	G
23	DA	542	C
23	DA	547	A
23	DA	587	C
23	DA	669	G
23	DA	685	A

Continued on next page...

Continued from previous page...

Mol	Chain	Res	Type
23	DA	752	A
23	DA	764	A
23	DA	827	U
23	DA	856	C
23	DA	900	A
23	DA	945	A
23	DA	1026	U
23	DA	1047	G
23	DA	1049	C
23	DA	1106	G
23	DA	1108	U
23	DA	1110	G
23	DA	1155	A
23	DA	1210	A
23	DA	1300	U
23	DA	1301	A
23	DA	1378	A
23	DA	1396	U
23	DA	1419	A
23	DA	1427	A
23	DA	1507	A
23	DA	1530	C
23	DA	1538	G
23	DA	1558	A
23	DA	1608	A
23	DA	1653	G
23	DA	1799	G
23	DA	1819	A
23	DA	1992	G
23	DA	2116	G
23	DA	2126	A
23	DA	2172	U
23	DA	2308	G
23	DA	2318	G
23	DA	2406	U
23	DA	2439	A
23	DA	2602	A
23	DA	2610	C
23	DA	2689	U
23	DA	2778	A
23	DA	2802	G

5.4 Non-standard residues in protein, DNA, RNA chains [i](#)

There are no non-standard protein/DNA/RNA residues in this entry.

5.5 Carbohydrates [i](#)

There are no monosaccharides in this entry.

5.6 Ligand geometry [i](#)

Of 1662 ligands modelled in this entry, 1662 are monoatomic - leaving 0 for Mogul analysis.

There are no bond length outliers.

There are no bond angle outliers.

There are no chirality outliers.

There are no torsion outliers.

There are no ring outliers.

No monomer is involved in short contacts.

5.7 Other polymers [i](#)

There are no such residues in this entry.

5.8 Polymer linkage issues [i](#)

There are no chain breaks in this entry.

6 Fit of model and data i

6.1 Protein, DNA and RNA chains i

In the following table, the column labelled ‘#RSRZ> 2’ contains the number (and percentage) of RSRZ outliers, followed by percent RSRZ outliers for the chain as percentile scores relative to all X-ray entries and entries of similar resolution. The OWAB column contains the minimum, median, 95th percentile and maximum values of the occupancy-weighted average B-factor per residue. The column labelled ‘Q< 0.9’ lists the number of (and percentage) of residues with an average occupancy less than 0.9.

Mol	Chain	Analysed	<RSRZ>	#RSRZ>2	OWAB(Å ²)	Q<0.9
1	AA	1501/1522 (98%)	0.01	57 (3%) 40 20	47, 95, 155, 169	0
1	CA	1497/1522 (98%)	-0.01	63 (4%) 36 18	50, 96, 158, 171	0
2	AB	230/256 (89%)	-0.08	8 (3%) 44 23	87, 114, 134, 148	0
2	CB	229/256 (89%)	0.31	9 (3%) 39 20	92, 116, 136, 149	0
3	AC	206/239 (86%)	0.06	5 (2%) 59 37	85, 109, 127, 136	0
3	CC	206/239 (86%)	0.34	15 (7%) 15 6	94, 120, 143, 158	0
4	AD	208/209 (99%)	-0.05	5 (2%) 59 37	75, 94, 114, 125	0
4	CD	208/209 (99%)	0.03	3 (1%) 75 56	76, 93, 114, 124	0
5	AE	148/162 (91%)	-0.21	0 100 100	66, 86, 103, 125	0
5	CE	148/162 (91%)	-0.07	3 (2%) 65 44	69, 88, 104, 127	0
6	AF	100/101 (99%)	-0.31	1 (1%) 82 67	67, 82, 100, 116	0
6	CF	100/101 (99%)	-0.32	1 (1%) 82 67	70, 86, 103, 117	0
7	AG	155/156 (99%)	1.94	67 (43%) 0 0	113, 139, 153, 159	0
7	CG	155/156 (99%)	1.93	69 (44%) 0 0	122, 137, 149, 159	0
8	AH	138/138 (100%)	0.10	2 (1%) 75 56	71, 90, 100, 110	0
8	CH	138/138 (100%)	-0.04	5 (3%) 42 22	71, 92, 103, 113	0
9	AI	125/128 (97%)	1.16	33 (26%) 0 0	110, 137, 149, 154	0
9	CI	125/128 (97%)	2.58	65 (52%) 0 0	115, 139, 152, 163	0
10	AJ	96/105 (91%)	1.55	32 (33%) 0 0	92, 126, 141, 147	0
10	CJ	96/105 (91%)	1.93	41 (42%) 0 0	108, 134, 150, 160	0
11	AK	114/129 (88%)	-0.05	1 (0%) 84 69	60, 86, 108, 120	0
11	CK	114/129 (88%)	0.07	5 (4%) 34 17	63, 89, 107, 126	0
12	AL	122/132 (92%)	-0.12	1 (0%) 86 72	62, 77, 95, 112	0
12	CL	122/132 (92%)	-0.03	0 100 100	63, 77, 96, 109	0

Continued on next page...

Continued from previous page...

Mol	Chain	Analysed	<RSRZ>	#RSRZ>2	OWAB(Å ²)	Q<0.9
13	AM	114/126 (90%)	1.46	34 (29%) 0 0	112, 139, 150, 153	0
13	CM	114/126 (90%)	1.84	41 (35%) 0 0	116, 140, 151, 160	0
14	AN	60/61 (98%)	0.70	8 (13%) 3 1	93, 118, 131, 144	0
14	CN	60/61 (98%)	0.79	8 (13%) 3 1	103, 122, 134, 139	0
15	AO	88/89 (98%)	-0.12	0 100 100	63, 85, 103, 113	0
15	CO	88/89 (98%)	0.02	1 (1%) 80 64	63, 85, 105, 111	0
16	AP	82/88 (93%)	0.56	8 (9%) 7 2	76, 88, 110, 120	0
16	CP	82/88 (93%)	0.33	4 (4%) 29 14	73, 85, 105, 117	0
17	AQ	99/105 (94%)	-0.02	1 (1%) 82 67	68, 82, 102, 106	0
17	CQ	99/105 (94%)	0.08	1 (1%) 82 67	69, 83, 101, 108	0
18	AR	68/88 (77%)	-0.10	2 (2%) 51 28	71, 82, 105, 112	0
18	CR	68/88 (77%)	0.17	1 (1%) 73 54	75, 85, 105, 117	0
19	AS	81/93 (87%)	2.34	37 (45%) 0 0	113, 138, 147, 152	0
19	CS	81/93 (87%)	2.81	44 (54%) 0 0	114, 140, 150, 153	0
20	AT	87/106 (82%)	0.30	0 100 100	75, 88, 103, 111	0
20	CT	97/106 (91%)	0.06	0 100 100	72, 86, 105, 115	0
21	AU	23/27 (85%)	3.23	14 (60%) 0 0	128, 136, 145, 154	0
21	CU	23/27 (85%)	4.11	18 (78%) 0 0	129, 137, 148, 150	0
22	AX	95/101 (94%)	0.18	4 (4%) 36 18	69, 94, 115, 123	0
22	CX	95/101 (94%)	1.08	17 (17%) 1 0	88, 106, 129, 145	0
23	BA	2837/2913 (97%)	-0.26	49 (1%) 70 49	26, 47, 132, 176	0
23	DA	2814/2913 (96%)	-0.41	77 (2%) 54 31	28, 50, 133, 176	0
24	BB	120/122 (98%)	-0.37	0 100 100	43, 72, 93, 110	0
24	DB	120/122 (98%)	-0.14	1 (0%) 86 72	48, 81, 106, 117	0
25	BD	275/276 (99%)	-0.44	0 100 100	29, 45, 63, 113	0
25	DD	275/276 (99%)	-0.44	1 (0%) 92 84	30, 47, 66, 116	0
26	BE	204/206 (99%)	-0.40	0 100 100	28, 49, 72, 95	0
26	DE	204/206 (99%)	-0.42	0 100 100	29, 50, 76, 95	0
27	BF	203/210 (96%)	-0.40	0 100 100	29, 54, 88, 111	0
27	DF	203/210 (96%)	-0.35	0 100 100	31, 59, 90, 112	0
28	BG	181/182 (99%)	-0.03	8 (4%) 34 17	76, 110, 133, 144	0

Continued on next page...

Continued from previous page...

Mol	Chain	Analysed	<RSRZ>	#RSRZ>2	OWAB(Å ²)	Q<0.9
28	DG	181/182 (99%)	0.81	25 (13%) 2 1	86, 117, 138, 148	0
29	BH	174/180 (96%)	-0.30	0 100 100	54, 73, 94, 110	0
29	DH	174/180 (96%)	0.33	7 (4%) 38 19	65, 82, 101, 119	0
30	BI	146/148 (98%)	-0.38	1 (0%) 87 75	54, 81, 99, 115	0
30	DI	146/148 (98%)	-0.04	2 (1%) 75 56	56, 89, 108, 120	0
31	BN	140/140 (100%)	-0.38	0 100 100	38, 49, 78, 92	0
31	DN	140/140 (100%)	-0.29	1 (0%) 87 75	40, 54, 82, 96	0
32	BO	122/122 (100%)	-0.41	0 100 100	35, 50, 69, 77	0
32	DO	122/122 (100%)	-0.57	0 100 100	36, 52, 69, 77	0
33	BP	149/150 (99%)	-0.31	0 100 100	30, 58, 89, 105	0
33	DP	149/150 (99%)	-0.18	3 (2%) 65 44	31, 62, 92, 112	0
34	BQ	141/141 (100%)	-0.33	0 100 100	39, 54, 71, 83	0
34	DQ	141/141 (100%)	-0.36	0 100 100	41, 58, 77, 88	0
35	BR	118/118 (100%)	-0.32	0 100 100	34, 44, 58, 77	0
35	DR	118/118 (100%)	-0.32	0 100 100	36, 47, 62, 78	0
36	BS	110/112 (98%)	-0.11	0 100 100	50, 69, 89, 96	0
36	DS	110/112 (98%)	0.29	5 (4%) 33 16	55, 74, 94, 102	0
37	BT	131/146 (89%)	-0.44	0 100 100	43, 55, 92, 119	0
37	DT	131/146 (89%)	-0.36	1 (0%) 86 72	46, 57, 93, 128	0
38	BU	116/118 (98%)	-0.43	0 100 100	32, 44, 62, 71	0
38	DU	116/118 (98%)	-0.51	0 100 100	34, 48, 66, 73	0
39	BV	101/101 (100%)	-0.35	1 (0%) 82 67	29, 56, 79, 103	0
39	DV	101/101 (100%)	-0.23	0 100 100	32, 62, 85, 103	0
40	BW	112/113 (99%)	-0.42	0 100 100	33, 40, 62, 103	0
40	DW	112/113 (99%)	-0.49	0 100 100	35, 42, 67, 105	0
41	BX	95/96 (98%)	-0.28	0 100 100	38, 49, 72, 88	0
41	DX	95/96 (98%)	-0.31	1 (1%) 80 64	41, 52, 77, 90	0
42	BY	107/110 (97%)	-0.29	0 100 100	47, 61, 85, 108	0
42	DY	107/110 (97%)	0.16	6 (5%) 24 11	52, 65, 89, 113	0
43	BZ	201/206 (97%)	-0.42	0 100 100	53, 76, 99, 122	0
43	DZ	198/206 (96%)	0.02	5 (2%) 57 34	62, 81, 102, 121	0

Continued on next page...

Continued from previous page...

Mol	Chain	Analysed	<RSRZ>	#RSRZ>2	OWAB(Å ²)	Q<0.9
44	B0	76/85 (89%)	-0.31	0 100 100	39, 48, 64, 91	0
44	D0	76/85 (89%)	0.04	2 (2%) 56 33	43, 52, 66, 92	0
45	B1	97/98 (98%)	-0.23	0 100 100	36, 48, 82, 97	0
45	D1	97/98 (98%)	-0.18	2 (2%) 63 43	36, 51, 83, 98	0
46	B2	70/72 (97%)	-0.26	0 100 100	46, 60, 76, 107	0
46	D2	70/72 (97%)	-0.23	0 100 100	50, 64, 81, 103	0
47	B3	59/60 (98%)	-0.25	0 100 100	38, 49, 86, 97	0
47	D3	59/60 (98%)	0.14	1 (1%) 70 49	41, 53, 93, 102	0
48	B4	46/71 (64%)	-0.30	2 (4%) 35 17	101, 129, 144, 148	0
48	D4	46/71 (64%)	0.46	5 (10%) 5 2	113, 133, 144, 152	0
49	B5	59/60 (98%)	-0.54	0 100 100	30, 45, 66, 80	0
49	D5	59/60 (98%)	-0.54	0 100 100	32, 47, 68, 81	0
50	B6	53/54 (98%)	-0.56	0 100 100	42, 51, 70, 79	0
50	D6	53/54 (98%)	-0.26	2 (3%) 40 20	43, 54, 72, 82	0
51	B7	48/49 (97%)	-0.31	0 100 100	30, 34, 55, 80	0
51	D7	48/49 (97%)	-0.22	0 100 100	32, 35, 58, 84	0
52	B8	64/65 (98%)	-0.27	0 100 100	38, 43, 52, 70	0
52	D8	64/65 (98%)	-0.21	0 100 100	40, 45, 55, 70	0
53	B9	36/37 (97%)	0.24	0 100 100	44, 55, 62, 73	0
53	D9	36/37 (97%)	0.41	1 (2%) 53 30	47, 59, 68, 75	0
All	All	20641/21444 (96%)	-0.05	943 (4%) 32 16	26, 71, 144, 176	0

All (943) RSRZ outliers are listed below:

Mol	Chain	Res	Type	RSRZ
21	CU	11	GLY	11.7
19	CS	69	HIS	10.9
21	CU	12	LYS	10.2
19	CS	4	SER	10.1
19	AS	33	THR	9.4
19	CS	39	THR	9.4
1	CA	1030(B)	C	8.6
23	BA	888	C	8.5
19	AS	50	ALA	8.3
19	AS	39	THR	8.2

Continued on next page...

Continued from previous page...

Mol	Chain	Res	Type	RSRZ
9	CI	13	ALA	8.2
10	AJ	10	GLY	7.9
11	CK	13	GLN	7.9
21	CU	16	GLY	7.8
9	CI	65	VAL	7.8
9	CI	63	ILE	7.8
19	CS	68	GLY	7.7
13	AM	89	GLY	7.7
9	CI	10	ARG	7.6
10	CJ	26	ALA	7.6
21	AU	14	TRP	7.5
13	CM	85	GLY	7.4
9	CI	29	ASN	7.4
7	CG	83	ALA	7.2
19	CS	33	THR	7.1
19	AS	59	PRO	7.0
21	AU	12	LYS	7.0
10	CJ	72	VAL	7.0
7	AG	108	ALA	7.0
9	CI	15	ALA	7.0
23	DA	2125	G	6.9
21	AU	5	ASP	6.9
28	DG	2	PRO	6.9
21	CU	17	THR	6.8
13	CM	93	ARG	6.7
13	AM	86	CYS	6.7
19	AS	35	SER	6.6
13	CM	89	GLY	6.5
7	CG	28	ASN	6.5
19	CS	62	ILE	6.5
19	CS	74	PHE	6.5
21	AU	16	GLY	6.3
1	CA	1036	G	6.3
10	AJ	72	VAL	6.2
19	CS	76	PRO	6.2
19	AS	32	LYS	6.2
21	AU	4	GLY	6.2
10	CJ	65	LEU	6.1
7	CG	154	TYR	6.1
7	AG	75	VAL	6.1
7	CG	37	ASN	6.1
19	CS	31	ILE	6.0

Continued on next page...

Continued from previous page...

Mol	Chain	Res	Type	RSRZ
7	CG	80	VAL	6.0
21	CU	22	ARG	6.0
7	CG	33	ASP	6.0
13	CM	87	TYR	5.9
23	DA	2146	C	5.9
10	AJ	23	ILE	5.9
13	CM	40	ASN	5.9
13	AM	68	GLY	5.9
19	AS	57	HIS	5.9
7	CG	40	ALA	5.9
7	AG	156	TRP	5.9
19	CS	40	ILE	5.9
9	CI	71	SER	5.8
7	AG	76	ARG	5.8
13	CM	98	VAL	5.8
7	CG	84	ASN	5.8
9	CI	106	ALA	5.7
28	DG	155	MET	5.7
7	AG	83	ALA	5.7
9	CI	9	ARG	5.7
9	CI	30	GLY	5.7
19	AS	31	ILE	5.7
23	DA	2107	C	5.7
7	CG	146	GLU	5.6
9	CI	73	GLN	5.6
9	AI	64	THR	5.6
23	DA	2152	G	5.6
1	CA	1286	A	5.6
19	CS	38	SER	5.5
13	AM	71	ARG	5.5
13	CM	68	GLY	5.5
19	CS	49	ILE	5.5
19	AS	49	ILE	5.5
10	AJ	20	ALA	5.5
28	DG	45	GLU	5.5
1	CA	1287	A	5.4
7	CG	17	VAL	5.4
21	CU	10	ARG	5.4
1	AA	1226	C	5.4
1	CA	1030(A)	G	5.3
13	CM	92	HIS	5.3
7	AG	62	PHE	5.3

Continued on next page...

Continued from previous page...

Mol	Chain	Res	Type	RSRZ
9	CI	14	VAL	5.3
7	AG	12	LEU	5.3
19	CS	75	ALA	5.3
1	CA	1035	A	5.2
13	CM	91	ARG	5.2
19	AS	41	VAL	5.2
10	CJ	45	ARG	5.2
23	DA	2147	G	5.2
7	AG	43	PHE	5.2
19	CS	82	GLY	5.2
19	CS	50	ALA	5.2
1	CA	1030(C)	G	5.2
10	AJ	34	VAL	5.2
21	AU	18	TYR	5.1
10	AJ	24	VAL	5.1
19	AS	77	THR	5.1
23	BA	887	A	5.1
1	AA	204	U	5.1
23	DA	2162	G	5.1
13	CM	13	LYS	5.1
9	CI	70	LYS	5.1
13	CM	43	THR	5.0
7	CG	39	ALA	5.0
7	AG	105	VAL	5.0
9	CI	75	ASP	5.0
13	CM	86	CYS	5.0
7	AG	40	ALA	5.0
13	CM	88	ARG	5.0
1	CA	1026	G	4.9
13	AM	96	LEU	4.9
21	CU	14	TRP	4.9
9	CI	7	THR	4.9
19	AS	40	ILE	4.9
1	CA	956	U	4.9
9	CI	36	TYR	4.9
19	AS	38	SER	4.8
9	CI	19	LEU	4.8
21	CU	15	ARG	4.8
10	AJ	76	ASN	4.8
1	AA	1035	A	4.8
28	DG	88	ILE	4.7
7	CG	36	LYS	4.7

Continued on next page...

Continued from previous page...

Mol	Chain	Res	Type	RSRZ
7	AG	109	ASN	4.7
14	AN	32	SER	4.7
19	AS	76	PRO	4.7
10	CJ	21	GLN	4.6
1	CA	1001	A	4.6
9	CI	74	ILE	4.6
23	DA	652(H)	C	4.6
7	CG	29	LYS	4.6
7	CG	79	ARG	4.6
7	CG	32	ARG	4.6
13	AM	94	ARG	4.6
3	CC	206	GLU	4.6
13	AM	34	LEU	4.6
23	DA	652(I)	C	4.6
7	CG	19	GLY	4.5
7	AG	37	ASN	4.5
9	CI	50	LEU	4.5
14	AN	13	THR	4.5
19	AS	81	ARG	4.5
1	AA	1030(B)	C	4.5
9	CI	77	ILE	4.5
10	CJ	23	ILE	4.4
7	AG	11	GLN	4.4
1	CA	1001(A)	G	4.4
21	AU	21	TYR	4.4
13	CM	12	ASN	4.4
7	CG	141	VAL	4.4
13	CM	112	GLY	4.4
9	CI	37	PHE	4.4
7	CG	10	ARG	4.4
7	CG	109	ASN	4.4
13	AM	87	TYR	4.3
21	CU	18	TYR	4.3
1	AA	1002	G	4.3
13	CM	69	GLU	4.3
1	AA	1026	G	4.3
21	CU	8	THR	4.3
1	CA	1353	G	4.3
7	AG	134	ALA	4.3
13	CM	24	GLY	4.3
19	AS	70	LYS	4.3
9	CI	31	GLN	4.3

Continued on next page...

Continued from previous page...

Mol	Chain	Res	Type	RSRZ
39	BV	101	GLY	4.3
7	AG	85	TYR	4.2
9	CI	88	TYR	4.2
1	AA	1287	A	4.2
23	DA	229	A	4.2
23	DA	2169	A	4.2
19	CS	53	ASN	4.2
7	AG	73	MET	4.2
14	AN	14	PRO	4.2
10	CJ	5	ARG	4.2
7	CG	81	GLY	4.2
23	DA	2108	C	4.2
23	BA	2116	G	4.1
9	CI	72	GLY	4.1
9	CI	32	ASP	4.1
7	AG	154	TYR	4.1
7	CG	16	LEU	4.1
1	AA	1137	C	4.1
10	CJ	27	ALA	4.1
19	CS	11	VAL	4.1
7	CG	86	GLN	4.1
19	AS	74	PHE	4.1
7	AG	141	VAL	4.1
9	CI	110	GLU	4.1
1	AA	1001(A)	G	4.1
1	CA	1002	G	4.1
7	AG	50	ILE	4.1
23	DA	652(G)	G	4.1
23	DA	2124	G	4.1
7	CG	62	PHE	4.0
2	CB	99	GLY	4.0
10	CJ	6	ILE	4.0
9	AI	65	VAL	4.0
10	AJ	35	SER	4.0
10	CJ	22	LYS	4.0
23	DA	2155	G	4.0
7	AG	147	ALA	4.0
9	CI	34	ASN	4.0
9	CI	115	GLY	4.0
23	DA	2144	U	4.0
1	CA	1312	G	4.0
1	AA	1030	C	3.9

Continued on next page...

Continued from previous page...

Mol	Chain	Res	Type	RSRZ
13	CM	95	GLY	3.9
19	AS	56	GLN	3.9
23	DA	2126	A	3.9
7	AG	152	ALA	3.9
28	BG	87	PRO	3.9
45	D1	2	SER	3.9
7	AG	77	SER	3.9
23	DA	2139	C	3.9
47	D3	60	GLU	3.9
19	CS	80	TYR	3.9
36	DS	55	ALA	3.9
13	AM	85	GLY	3.9
9	CI	66	ARG	3.9
7	CG	52	GLU	3.9
3	CC	65	ALA	3.9
7	AG	87	VAL	3.9
13	AM	90	LEU	3.9
19	AS	60	VAL	3.9
10	CJ	10	GLY	3.9
19	CS	61	TYR	3.9
21	AU	17	THR	3.8
10	AJ	73	ASP	3.8
19	CS	60	VAL	3.8
9	CI	18	PHE	3.8
9	CI	42	ARG	3.8
14	CN	2	ALA	3.8
1	AA	1288	A	3.8
23	DA	2165	G	3.8
10	CJ	20	ALA	3.8
9	AI	101	PHE	3.8
19	CS	63	THR	3.7
19	AS	53	ASN	3.7
7	CG	112	PRO	3.7
7	AG	31	MET	3.7
13	AM	49	THR	3.7
28	BG	75	LYS	3.7
1	AA	1030(A)	G	3.7
9	AI	98	PRO	3.7
7	AG	120	ILE	3.7
1	AA	1447	A	3.7
7	AG	28	ASN	3.7
9	AI	9	ARG	3.7

Continued on next page...

Continued from previous page...

Mol	Chain	Res	Type	RSRZ
10	AJ	33	GLN	3.7
22	CX	94	GLN	3.7
10	CJ	69	ASN	3.7
23	DA	2801(A)	A	3.7
7	AG	49	ILE	3.7
42	DY	93	GLY	3.7
1	CA	1285	A	3.7
8	CH	131	GLY	3.7
9	CI	55	ALA	3.7
19	AS	69	HIS	3.7
21	AU	15	ARG	3.7
19	CS	8	GLY	3.7
1	AA	1332	A	3.7
10	AJ	65	LEU	3.6
13	CM	84	ILE	3.6
23	DA	2166	G	3.6
19	CS	52	TYR	3.6
9	CI	105	ASP	3.6
13	CM	42	ALA	3.6
21	CU	5	ASP	3.6
1	AA	1138	G	3.6
13	AM	24	GLY	3.6
19	CS	77	THR	3.6
9	CI	89	ASN	3.6
23	DA	652(F)	G	3.6
22	CX	66	GLU	3.6
1	AA	1257	U	3.5
23	BA	2793	G	3.5
10	CJ	64	GLU	3.5
19	CS	48	THR	3.5
29	DH	159	GLU	3.5
7	AG	20	ASP	3.5
9	AI	63	ILE	3.5
7	AG	116	ALA	3.5
1	CA	1240	U	3.5
3	CC	23	TYR	3.5
9	CI	23	ASN	3.5
9	CI	27	THR	3.5
23	BA	2108	C	3.5
10	CJ	25	GLU	3.5
9	CI	28	VAL	3.5
1	AA	1028	C	3.5

Continued on next page...

Continued from previous page...

Mol	Chain	Res	Type	RSRZ
22	CX	95	HIS	3.5
13	AM	91	ARG	3.5
1	AA	1001	A	3.5
10	AJ	27	ALA	3.5
13	AM	64	TRP	3.5
19	AS	58	VAL	3.5
19	AS	71	LEU	3.5
23	DA	275	G	3.5
7	CG	18	TYR	3.5
19	AS	79	THR	3.5
1	CA	1030	C	3.4
9	CI	4	TYR	3.4
7	AG	78	ARG	3.4
7	AG	143	ARG	3.4
13	AM	98	VAL	3.4
7	AG	42	ILE	3.4
28	DG	87	PRO	3.4
19	CS	81	ARG	3.4
23	DA	2151	G	3.4
23	DA	2153	G	3.4
10	CJ	100	THR	3.4
13	CM	90	LEU	3.4
23	DA	2173	A	3.4
9	AI	4	TYR	3.4
23	DA	2110	G	3.4
23	DA	2154	G	3.4
1	CA	1116	C	3.4
41	DX	92	LEU	3.4
23	DA	2156	G	3.4
7	AG	112	PRO	3.4
13	AM	5	ALA	3.4
28	DG	26	GLN	3.4
9	AI	30	GLY	3.4
10	AJ	36	GLY	3.4
7	CG	35	LYS	3.4
9	CI	126	SER	3.4
7	AG	153	HIS	3.4
1	CA	958	A	3.4
29	DH	97	ARG	3.4
13	AM	70	LEU	3.3
13	CM	96	LEU	3.3
7	CG	134	ALA	3.3

Continued on next page...

Continued from previous page...

Mol	Chain	Res	Type	RSRZ
43	DZ	198	LYS	3.3
13	AM	43	THR	3.3
23	DA	2159	G	3.3
2	AB	188	ALA	3.3
3	AC	13	GLY	3.3
23	DA	2803	C	3.3
7	AG	45	ASP	3.3
1	AA	1290	G	3.3
13	CM	107	ALA	3.3
13	AM	95	GLY	3.3
19	AS	82	GLY	3.3
19	CS	59	PRO	3.3
1	AA	1240	U	3.3
1	AA	1291	G	3.3
13	AM	4	ILE	3.3
7	AG	102	ARG	3.3
19	AS	61	TYR	3.3
23	BA	2160	G	3.3
23	DA	2174	C	3.3
22	CX	84	GLN	3.3
10	CJ	89	ASP	3.3
2	CB	90	MET	3.3
7	CG	92	SER	3.3
10	CJ	32	ALA	3.3
22	CX	37	VAL	3.3
1	CA	1447	A	3.2
13	CM	97	PRO	3.2
21	AU	11	GLY	3.2
4	CD	110	PHE	3.2
7	AG	41	ARG	3.2
4	AD	134	ASP	3.2
9	AI	105	ASP	3.2
10	AJ	11	PHE	3.2
7	CG	2	ALA	3.2
21	CU	24	ARG	3.2
28	DG	64	THR	3.2
1	AA	1025	U	3.2
23	DA	2132	U	3.2
10	CJ	81	THR	3.2
23	BA	2132	U	3.2
13	CM	76	ALA	3.2
9	CI	62	TYR	3.2

Continued on next page...

Continued from previous page...

Mol	Chain	Res	Type	RSRZ
3	AC	196	LEU	3.2
7	AG	39	ALA	3.2
7	AG	35	LYS	3.2
23	DA	2802	G	3.2
3	AC	100	ALA	3.2
19	CS	45	VAL	3.2
9	CI	86	VAL	3.2
2	AB	121	LEU	3.2
28	DG	73	ALA	3.2
1	CA	1149	C	3.1
10	CJ	39	PRO	3.1
7	CG	156	TRP	3.1
9	CI	96	LEU	3.1
16	AP	47	ASP	3.1
1	AA	1036	G	3.1
18	AR	29	PHE	3.1
23	DA	2148	G	3.1
23	BA	2118	U	3.1
9	AI	102	LEU	3.1
9	CI	44	VAL	3.1
7	AG	107	ALA	3.1
23	DA	652(O)	C	3.1
23	DA	2141	G	3.1
28	DG	135	LEU	3.1
9	CI	43	ALA	3.1
1	AA	1286	A	3.1
13	CM	9	ILE	3.1
10	CJ	66	ARG	3.1
13	CM	94	ARG	3.1
10	CJ	11	PHE	3.1
1	CA	1326	C	3.1
23	DA	2170	A	3.1
9	AI	17	VAL	3.1
21	AU	6	ARG	3.1
28	DG	142	PRO	3.1
23	DA	652(J)	G	3.1
14	AN	18	VAL	3.1
10	CJ	29	ARG	3.1
23	DA	277	C	3.1
1	CA	1313	U	3.1
7	CG	77	SER	3.1
7	AG	133	GLY	3.1

Continued on next page...

Continued from previous page...

Mol	Chain	Res	Type	RSRZ
7	AG	19	GLY	3.1
23	DA	652(P)	G	3.1
23	DA	2804	C	3.1
36	DS	59	LYS	3.0
9	AI	14	VAL	3.0
14	CN	13	THR	3.0
13	AM	48	LEU	3.0
23	BA	2125	G	3.0
21	CU	13	ILE	3.0
28	BG	88	ILE	3.0
9	CI	64	THR	3.0
7	CG	153	HIS	3.0
7	CG	95	ARG	3.0
7	CG	9	VAL	3.0
4	AD	135	LEU	3.0
23	BA	2152	G	3.0
3	CC	205	GLY	3.0
22	CX	73	ALA	3.0
9	CI	12	GLU	3.0
2	CB	135	GLN	3.0
1	CA	1459	C	3.0
9	AI	88	TYR	3.0
1	CA	1249	C	3.0
23	DA	2145	C	3.0
1	AA	1248	A	3.0
8	CH	57	PRO	3.0
9	CI	49	PRO	3.0
23	DA	2790	A	3.0
8	AH	25	ASP	3.0
10	AJ	100	THR	3.0
1	CA	1129	C	3.0
13	CM	66	LEU	3.0
10	CJ	83	GLU	3.0
1	CA	1280	A	3.0
3	AC	193	TYR	3.0
1	CA	1025	U	3.0
2	AB	135	GLN	3.0
19	AS	44	MET	3.0
7	CG	94	ARG	2.9
13	CM	81	LEU	2.9
19	AS	80	TYR	2.9
29	DH	43	VAL	2.9

Continued on next page...

Continued from previous page...

Mol	Chain	Res	Type	RSRZ
29	DH	29	PRO	2.9
23	DA	1509	C	2.9
36	DS	58	LEU	2.9
13	CM	60	VAL	2.9
3	CC	179	ARG	2.9
22	CX	20	VAL	2.9
1	CA	1034	G	2.9
7	AG	80	VAL	2.9
1	AA	999	C	2.9
1	CA	1373	G	2.9
1	CA	1030(D)	A	2.9
9	AI	19	LEU	2.9
7	AG	15	ASP	2.9
10	AJ	5	ARG	2.9
9	CI	17	VAL	2.9
7	CG	130	GLY	2.9
22	CX	5	ILE	2.9
13	CM	6	GLY	2.9
23	BA	2130	U	2.9
1	AA	1031	G	2.9
23	BA	2173	A	2.9
23	DA	10	G	2.9
33	DP	92	GLU	2.9
7	AG	58	PRO	2.9
10	CJ	62	HIS	2.9
36	DS	56	LEU	2.9
9	CI	76	ALA	2.8
7	CG	11	GLN	2.8
9	CI	84	ALA	2.8
7	CG	82	GLY	2.8
19	AS	68	GLY	2.8
7	CG	8	GLU	2.8
16	AP	4	ILE	2.8
23	BA	652(H)	C	2.8
23	BA	2794	C	2.8
10	CJ	41	PRO	2.8
9	AI	5	TYR	2.8
9	AI	103	THR	2.8
21	CU	7	ARG	2.8
2	CB	70	PHE	2.8
1	CA	1314	C	2.8
7	AG	100	ALA	2.8

Continued on next page...

Continued from previous page...

Mol	Chain	Res	Type	RSRZ
9	CI	22	GLY	2.8
21	AU	3	LYS	2.8
5	CE	120	THR	2.8
19	AS	48	THR	2.8
7	AG	149	ARG	2.8
23	DA	2163	C	2.8
28	BG	25	TYR	2.8
23	DA	2157	G	2.8
28	DG	134	GLY	2.8
10	AJ	47	PHE	2.8
22	CX	24	PHE	2.8
7	CG	41	ARG	2.8
1	CA	1297	C	2.8
13	CM	102	ARG	2.8
23	BA	2166	G	2.8
7	CG	105	VAL	2.8
7	AG	5	ARG	2.8
23	DA	2140	C	2.8
13	CM	82	MET	2.8
23	BA	1535	A	2.8
1	CA	1296	C	2.8
23	BA	652(G)	G	2.7
23	BA	2124	G	2.7
23	BA	2131	G	2.7
23	DA	2792	G	2.7
3	CC	170	GLN	2.7
10	CJ	87	THR	2.7
23	BA	1509	C	2.7
1	CA	1031	G	2.7
19	CS	46	GLY	2.7
21	CU	4	GLY	2.7
2	AB	165	VAL	2.7
10	CJ	98	ILE	2.7
10	CJ	71	LEU	2.7
42	DY	2	ARG	2.7
23	BA	2161	C	2.7
7	CG	27	ILE	2.7
7	CG	5	ARG	2.7
23	BA	2133	G	2.7
7	CG	103	TRP	2.7
3	CC	202	ILE	2.7
23	DA	652(R)	C	2.7

Continued on next page...

Continued from previous page...

Mol	Chain	Res	Type	RSRZ
1	AA	1241	G	2.7
21	CU	21	TYR	2.7
48	D4	43	TYR	2.7
3	CC	164	ARG	2.7
16	CP	19	ILE	2.7
23	BA	277	C	2.7
7	CG	31	MET	2.7
14	CN	8	GLU	2.7
23	BA	2168	G	2.7
14	CN	14	PRO	2.7
23	BA	2167	U	2.7
13	CM	99	ARG	2.7
7	AG	125	MET	2.7
10	CJ	63	PHE	2.7
10	CJ	68	HIS	2.7
23	BA	272(A)	U	2.7
1	AA	1113	C	2.7
28	DG	157	ILE	2.7
53	D9	10	ILE	2.7
18	AR	31	LEU	2.7
13	CM	11	ARG	2.7
13	AM	39	ILE	2.7
9	CI	91	ASP	2.7
21	CU	3	LYS	2.7
10	AJ	67	THR	2.7
1	AA	1459	C	2.7
7	CG	26	PHE	2.7
23	BA	2804	C	2.7
2	CB	143	GLU	2.7
19	CS	51	VAL	2.7
23	DA	2793	G	2.7
9	AI	106	ALA	2.7
19	CS	35	SER	2.6
9	AI	91	ASP	2.6
9	AI	3	GLN	2.6
10	AJ	21	GLN	2.6
28	DG	17	PRO	2.6
7	AG	18	TYR	2.6
23	BA	2153	G	2.6
9	CI	78	LYS	2.6
19	CS	41	VAL	2.6
7	AG	14	PRO	2.6

Continued on next page...

Continued from previous page...

Mol	Chain	Res	Type	RSRZ
1	AA	1331	G	2.6
7	CG	66	VAL	2.6
14	AN	8	GLU	2.6
30	DI	92	VAL	2.6
3	CC	160	ALA	2.6
13	AM	30	ALA	2.6
28	BG	144	ILE	2.6
23	BA	889	C	2.6
7	AG	144	MET	2.6
16	AP	19	ILE	2.6
1	CA	1379	G	2.6
23	DA	1044	G	2.6
1	AA	1129	C	2.6
1	AA	1267	C	2.6
1	CA	1029	C	2.6
1	CA	1140	C	2.6
28	DG	138	GLN	2.6
22	CX	85	LEU	2.6
7	AG	88	PRO	2.6
23	BA	2144	U	2.6
19	CS	84	GLY	2.6
6	AF	55	ASP	2.6
16	CP	39	TYR	2.6
7	CG	149	ARG	2.6
4	AD	37	PRO	2.6
9	AI	39	GLY	2.6
9	CI	6	GLY	2.6
23	DA	2164	C	2.6
7	CG	76	ARG	2.6
21	CU	6	ARG	2.6
24	DB	52	A	2.6
1	AA	1354	C	2.6
10	CJ	19	SER	2.6
9	AI	31	GLN	2.6
14	CN	16	PHE	2.6
13	CM	2	ALA	2.6
3	CC	177	THR	2.6
13	CM	4	ILE	2.5
9	AI	15	ALA	2.5
10	CJ	33	GLN	2.5
11	CK	126	ARG	2.5
10	AJ	8	LEU	2.5

Continued on next page...

Continued from previous page...

Mol	Chain	Res	Type	RSRZ
7	AG	30	ILE	2.5
37	DT	1	MET	2.5
7	AG	10	ARG	2.5
7	AG	32	ARG	2.5
7	CG	147	ALA	2.5
28	DG	41	GLN	2.5
31	DN	140	VAL	2.5
19	CS	32	LYS	2.5
28	DG	152	LEU	2.5
21	AU	7	ARG	2.5
10	CJ	67	THR	2.5
3	CC	134	ILE	2.5
1	AA	202	U	2.5
19	AS	4	SER	2.5
9	AI	94	ALA	2.5
1	CA	1311	G	2.5
2	AB	122	PHE	2.5
9	AI	66	ARG	2.5
13	AM	108	ARG	2.5
9	AI	62	TYR	2.5
9	CI	11	LYS	2.5
23	BA	2172	U	2.5
30	DI	3	VAL	2.5
1	AA	1374	A	2.5
1	CA	959	A	2.5
1	CA	1005	A	2.5
29	DH	123	PHE	2.5
16	AP	2	VAL	2.5
9	AI	37	PHE	2.5
22	CX	42	LYS	2.5
7	CG	108	ALA	2.5
19	AS	72	GLY	2.5
23	DA	2116	G	2.5
7	CG	133	GLY	2.5
19	CS	30	LEU	2.5
28	BG	76	SER	2.5
1	CA	1020	U	2.5
7	CG	135	VAL	2.5
13	CM	56	LEU	2.5
23	DA	2158	A	2.5
1	AA	1266	G	2.5
13	AM	93	ARG	2.5

Continued on next page...

Continued from previous page...

Mol	Chain	Res	Type	RSRZ
23	BA	2159	G	2.5
23	BA	2146	C	2.4
14	AN	11	LYS	2.4
7	AG	66	VAL	2.4
23	DA	2105	C	2.4
1	AA	1005	A	2.4
4	CD	158	ILE	2.4
7	AG	36	LYS	2.4
1	AA	218	C	2.4
1	CA	1027	C	2.4
9	AI	89	ASN	2.4
1	AA	1330	U	2.4
1	CA	1004	A	2.4
9	CI	41	VAL	2.4
11	CK	75	TYR	2.4
19	CS	10	PHE	2.4
22	AX	16	LEU	2.4
22	CX	62	HIS	2.4
9	CI	94	ALA	2.4
10	AJ	30	SER	2.4
14	AN	60	SER	2.4
16	AP	32	TYR	2.4
16	AP	39	TYR	2.4
10	AJ	69	ASN	2.4
16	CP	21	VAL	2.4
22	AX	77	LEU	2.4
23	DA	2168	G	2.4
33	DP	94	GLU	2.4
28	DG	72	ARG	2.4
43	DZ	112	ARG	2.4
11	CK	98	LEU	2.4
13	AM	40	ASN	2.4
2	CB	33	TYR	2.4
5	CE	94	ALA	2.4
7	CG	150	ALA	2.4
16	AP	17	TYR	2.4
1	CA	1045	C	2.4
23	BA	652(S)	C	2.4
1	CA	1024	G	2.4
2	AB	132	LYS	2.4
10	CJ	34	VAL	2.4
28	DG	3	LEU	2.4

Continued on next page...

Continued from previous page...

Mol	Chain	Res	Type	RSRZ
19	AS	29	ARG	2.4
23	DA	2161	C	2.4
19	CS	5	LEU	2.4
23	DA	652(B)	A	2.4
25	DD	276	LYS	2.4
7	CG	74	GLU	2.4
42	DY	44	ILE	2.4
1	CA	1250	A	2.3
9	AI	104	ARG	2.3
9	CI	67	GLY	2.3
14	AN	12	ARG	2.3
19	AS	36	ARG	2.3
1	CA	1000	U	2.3
7	AG	29	LYS	2.3
10	CJ	7	LYS	2.3
1	CA	1243	C	2.3
48	D4	20	ASN	2.3
2	CB	122	PHE	2.3
12	AL	29	GLY	2.3
48	D4	29	PRO	2.3
11	CK	14	VAL	2.3
8	CH	99	GLU	2.3
10	CJ	74	ILE	2.3
13	CM	10	PRO	2.3
16	CP	60	LEU	2.3
1	AA	1033	G	2.3
1	AA	1220	G	2.3
10	AJ	32	ALA	2.3
23	DA	652(S)	C	2.3
23	DA	1052	C	2.3
13	AM	110	ARG	2.3
28	DG	34	LEU	2.3
1	CA	1319	A	2.3
10	AJ	98	ILE	2.3
10	CJ	8	LEU	2.3
42	DY	94	LYS	2.3
1	AA	71	C	2.3
1	CA	1037	C	2.3
9	CI	35	GLU	2.3
1	CA	723	U	2.3
2	AB	118	LEU	2.3
7	CG	30	ILE	2.3

Continued on next page...

Continued from previous page...

Mol	Chain	Res	Type	RSRZ
10	CJ	44	VAL	2.3
23	DA	2892	A	2.3
45	D1	83	GLU	2.3
1	CA	1354	C	2.3
9	CI	53	VAL	2.3
7	AG	71	PRO	2.3
48	D4	39	CYS	2.3
7	CG	43	PHE	2.3
7	CG	151	TYR	2.3
13	CM	23	TYR	2.3
29	DH	82	GLY	2.3
1	AA	1034	G	2.3
7	CG	104	LEU	2.3
9	CI	59	PHE	2.3
19	CS	12	ASP	2.3
23	DA	272(A)	U	2.3
23	DA	2172	U	2.3
10	AJ	66	ARG	2.3
1	CA	1288	A	2.3
7	CG	110	GLN	2.3
28	DG	84	LYS	2.3
1	CA	1032	G	2.2
7	AG	103	TRP	2.2
23	DA	2160	G	2.2
22	CX	3	LEU	2.2
13	AM	23	TYR	2.2
43	DZ	92	SER	2.2
1	AA	996	A	2.2
7	CG	3	ARG	2.2
1	AA	100	C	2.2
1	CA	1378	C	2.2
8	CH	1	MET	2.2
23	BA	2171	A	2.2
48	D4	44	THR	2.2
7	CG	72	ARG	2.2
9	CI	5	TYR	2.2
14	CN	38	GLY	2.2
23	DA	11	G	2.2
10	CJ	99	LYS	2.2
8	AH	59	LEU	2.2
28	DG	154	GLY	2.2
1	AA	1024	G	2.2

Continued on next page...

Continued from previous page...

Mol	Chain	Res	Type	RSRZ
1	CA	1028	C	2.2
23	BA	2140	C	2.2
30	BI	1	MET	2.2
22	CX	7	GLY	2.2
23	DA	2109	U	2.2
1	AA	1037	C	2.2
7	CG	34	GLY	2.2
15	CO	89	GLY	2.2
17	AQ	78	GLU	2.2
7	AG	145	ALA	2.2
48	B4	29	PRO	2.2
23	DA	276	A	2.2
3	CC	148	GLY	2.2
13	AM	67	GLU	2.2
19	CS	73	GLU	2.2
18	CR	31	LEU	2.2
23	BA	2142	C	2.2
1	AA	1347	G	2.2
1	CA	1310	G	2.2
23	BA	2162	G	2.2
10	CJ	38	ILE	2.2
23	BA	2117	A	2.2
7	CG	12	LEU	2.2
9	AI	90	PRO	2.2
9	AI	107	ARG	2.2
1	AA	1029	C	2.2
1	AA	1023	G	2.2
23	DA	652(Q)	G	2.2
9	CI	92	TYR	2.2
7	CG	51	GLN	2.2
7	AG	33	ASP	2.2
2	CB	81	VAL	2.2
43	DZ	197	ILE	2.2
19	CS	72	GLY	2.2
4	AD	66	ARG	2.2
4	AD	120	LEU	2.2
9	AI	82	ALA	2.2
13	AM	72	ALA	2.2
1	AA	64	G	2.2
28	BG	80	PHE	2.2
7	CG	132	GLY	2.2
7	CG	155	ARG	2.2

Continued on next page...

Continued from previous page...

Mol	Chain	Res	Type	RSRZ
29	DH	30	LYS	2.2
42	DY	43	ASN	2.2
10	AJ	74	ILE	2.1
19	AS	51	VAL	2.1
28	BG	72	ARG	2.1
7	AG	82	GLY	2.1
23	BA	2154	G	2.1
7	AG	86	GLN	2.1
1	CA	1210	C	2.1
43	DZ	190	GLU	2.1
50	D6	54	ILE	2.1
23	DA	2167	U	2.1
17	CQ	74	LEU	2.1
7	AG	151	TYR	2.1
5	CE	14	ARG	2.1
23	DA	1048	A	2.1
42	DY	95	LYS	2.1
19	CS	44	MET	2.1
48	B4	17	GLY	2.1
3	CC	149	ALA	2.1
19	CS	78	ARG	2.1
16	AP	1	MET	2.1
23	BA	2147	G	2.1
23	DA	2106	G	2.1
23	BA	2143	C	2.1
14	CN	61	TRP	2.1
28	DG	108	ASN	2.1
19	AS	30	LEU	2.1
10	AJ	99	LYS	2.1
13	AM	27	LYS	2.1
13	AM	50	GLU	2.1
13	CM	39	ILE	2.1
22	AX	4	ASN	2.1
23	DA	34	C	2.1
23	DA	280	C	2.1
21	AU	22	ARG	2.1
28	DG	74	LYS	2.1
50	D6	11	LEU	2.1
10	AJ	64	GLU	2.1
1	AA	1003	G	2.1
1	CA	1266	G	2.1
4	CD	23	GLY	2.1

Continued on next page...

Continued from previous page...

Mol	Chain	Res	Type	RSRZ
19	CS	9	VAL	2.1
36	DS	34	HIS	2.1
1	CA	1289	A	2.1
23	BA	2803	C	2.1
23	BA	2896	C	2.1
19	CS	27	GLU	2.1
8	CH	129	VAL	2.1
9	CI	116	LYS	2.1
22	CX	50	SER	2.1
3	CC	13	GLY	2.1
19	AS	12	ASP	2.1
2	CB	163	PHE	2.1
1	AA	1004	A	2.1
1	AA	1289	A	2.1
23	BA	2151	G	2.1
23	DA	2121	G	2.1
9	AI	18	PHE	2.1
1	CA	1235	U	2.1
7	AG	52	GLU	2.1
14	CN	25	VAL	2.1
1	CA	1183	A	2.1
44	D0	75	LEU	2.1
22	CX	79	ASP	2.1
23	BA	2137	C	2.1
23	DA	2142	C	2.1
23	BA	2115	G	2.0
28	DG	11	TYR	2.0
28	DG	46	ALA	2.0
23	BA	2897	U	2.0
7	CG	89	MET	2.0
13	AM	102	ARG	2.0
3	CC	180	ALA	2.0
6	CF	65	VAL	2.0
10	AJ	38	ILE	2.0
2	AB	133	LYS	2.0
3	AC	145	GLY	2.0
10	AJ	63	PHE	2.0
33	DP	91	PHE	2.0
9	AI	126	SER	2.0
23	BA	2801(A)	A	2.0
1	AA	1353	G	2.0
10	AJ	31	GLY	2.0

Continued on next page...

Continued from previous page...

Mol	Chain	Res	Type	RSRZ
1	AA	1027	C	2.0
10	AJ	53	PRO	2.0
44	D0	70	GLN	2.0
22	AX	23	LYS	2.0
9	CI	102	LEU	2.0
11	AK	126	ARG	2.0
22	CX	67	GLY	2.0
13	AM	12	ASN	2.0
23	DA	2138	C	2.0

6.2 Non-standard residues in protein, DNA, RNA chains [i](#)

There are no non-standard protein/DNA/RNA residues in this entry.

6.3 Carbohydrates [i](#)

There are no monosaccharides in this entry.

6.4 Ligands [i](#)

In the following table, the Atoms column lists the number of modelled atoms in the group and the number defined in the chemical component dictionary. The B-factors column lists the minimum, median, 95th percentile and maximum values of B factors of atoms in the group. The column labelled 'Q< 0.9' lists the number of atoms with occupancy less than 0.9.

Mol	Type	Chain	Res	Atoms	RSCC	RSR	B-factors(\AA^2)	Q<0.9
54	MG	AA	1669	1/1	0.15	0.17	103,103,103,103	0
54	MG	AA	1717	1/1	0.46	0.14	93,93,93,93	0
54	MG	CA	1692	1/1	0.50	0.51	86,86,86,86	0
54	MG	CA	1755	1/1	0.50	0.12	129,129,129,129	0
54	MG	BA	3237	1/1	0.51	0.32	71,71,71,71	0
54	MG	CA	1660	1/1	0.51	0.41	70,70,70,70	0
54	MG	BA	3232	1/1	0.53	0.18	64,64,64,64	0
54	MG	DA	3532	1/1	0.54	0.23	116,116,116,116	0
54	MG	AA	1705	1/1	0.55	0.39	97,97,97,97	0
54	MG	BA	3570	1/1	0.55	0.12	78,78,78,78	0
54	MG	BA	3654	1/1	0.57	0.15	126,126,126,126	0
55	ZN	D4	101	1/1	0.58	0.08	214,214,214,214	0
54	MG	BA	3512	1/1	0.59	0.28	109,109,109,109	0
54	MG	BA	3337	1/1	0.60	0.21	49,49,49,49	0

Continued on next page...

Continued from previous page...

Mol	Type	Chain	Res	Atoms	RSCC	RSR	B-factors(Å ²)	Q<0.9
54	MG	DA	3530	1/1	0.61	0.24	132,132,132,132	0
54	MG	DA	3202	1/1	0.61	0.33	66,66,66,66	0
54	MG	DA	3410	1/1	0.61	0.12	86,86,86,86	0
54	MG	AA	1625	1/1	0.62	0.40	79,79,79,79	0
54	MG	DA	3177	1/1	0.64	0.13	88,88,88,88	0
54	MG	CA	1633	1/1	0.64	0.56	77,77,77,77	0
54	MG	AA	1723	1/1	0.65	0.12	112,112,112,112	0
54	MG	BA	3240	1/1	0.65	0.28	71,71,71,71	0
54	MG	CA	1711	1/1	0.66	0.11	103,103,103,103	0
54	MG	DA	3164	1/1	0.66	0.38	56,56,56,56	0
54	MG	DA	3278	1/1	0.67	0.07	83,83,83,83	0
54	MG	BA	3367	1/1	0.67	0.20	71,71,71,71	0
54	MG	DA	3506	1/1	0.67	0.11	96,96,96,96	0
54	MG	BA	3239	1/1	0.67	0.15	67,67,67,67	0
54	MG	AA	1603	1/1	0.67	0.36	79,79,79,79	0
54	MG	AA	1706	1/1	0.67	0.10	91,91,91,91	0
54	MG	BA	3097	1/1	0.68	0.54	47,47,47,47	0
54	MG	AA	1622	1/1	0.68	0.19	81,81,81,81	0
54	MG	BA	3593	1/1	0.69	0.21	84,84,84,84	0
54	MG	BA	3600	1/1	0.69	0.07	81,81,81,81	0
54	MG	BA	3554	1/1	0.69	0.10	88,88,88,88	0
54	MG	AA	1614	1/1	0.69	0.50	56,56,56,56	0
54	MG	CA	1757	1/1	0.69	0.25	80,80,80,80	0
54	MG	CE	201	1/1	0.69	0.56	77,77,77,77	0
54	MG	CA	1637	1/1	0.69	0.42	73,73,73,73	0
54	MG	DA	3165	1/1	0.69	0.41	60,60,60,60	0
54	MG	BA	3146	1/1	0.70	0.60	65,65,65,65	0
54	MG	BA	3442	1/1	0.70	0.16	76,76,76,76	0
54	MG	AA	1637	1/1	0.70	0.24	84,84,84,84	0
54	MG	AA	1651	1/1	0.70	0.31	60,60,60,60	0
54	MG	DA	3081	1/1	0.70	0.58	58,58,58,58	0
54	MG	BA	3340	1/1	0.71	0.14	79,79,79,79	0
54	MG	DA	3075	1/1	0.71	0.26	58,58,58,58	0
54	MG	CA	1604	1/1	0.71	0.51	81,81,81,81	0
54	MG	BA	3369	1/1	0.71	0.13	52,52,52,52	0
54	MG	DB	204	1/1	0.71	0.70	74,74,74,74	0
54	MG	DA	3401	1/1	0.71	0.29	108,108,108,108	0
54	MG	DA	3212	1/1	0.72	0.26	75,75,75,75	0
54	MG	CA	1684	1/1	0.72	0.33	91,91,91,91	0
54	MG	BA	3642	1/1	0.72	0.15	139,139,139,139	0
54	MG	CA	1747	1/1	0.73	0.11	95,95,95,95	0
54	MG	AA	1709	1/1	0.73	0.15	101,101,101,101	0

Continued on next page...

Continued from previous page...

Mol	Type	Chain	Res	Atoms	RSCC	RSR	B-factors(Å ²)	Q<0.9
54	MG	AA	1659	1/1	0.73	0.86	70,70,70,70	0
54	MG	DA	3524	1/1	0.73	0.17	79,79,79,79	0
54	MG	DA	3290	1/1	0.74	0.48	58,58,58,58	0
54	MG	BA	3510	1/1	0.74	0.11	56,56,56,56	0
54	MG	AA	1619	1/1	0.74	0.26	86,86,86,86	0
54	MG	CA	1652	1/1	0.74	0.50	76,76,76,76	0
54	MG	BA	3532	1/1	0.74	0.23	79,79,79,79	0
54	MG	DA	3187	1/1	0.74	0.14	71,71,71,71	0
54	MG	AA	1678	1/1	0.74	0.52	74,74,74,74	0
54	MG	DA	3058	1/1	0.74	0.43	58,58,58,58	0
54	MG	AA	1618	1/1	0.74	1.13	94,94,94,94	0
54	MG	BA	3638	1/1	0.75	0.14	67,67,67,67	0
54	MG	CA	1640	1/1	0.75	0.23	82,82,82,82	0
54	MG	BB	223	1/1	0.75	0.14	133,133,133,133	0
54	MG	DA	3331	1/1	0.76	0.13	71,71,71,71	0
54	MG	DA	3342	1/1	0.76	0.18	38,38,38,38	0
54	MG	AA	1607	1/1	0.76	0.19	78,78,78,78	0
54	MG	BA	3317	1/1	0.76	0.17	34,34,34,34	0
54	MG	AA	1688	1/1	0.76	0.16	96,96,96,96	0
54	MG	BA	3038	1/1	0.76	0.26	76,76,76,76	0
54	MG	BA	3524	1/1	0.76	0.12	38,38,38,38	0
54	MG	BA	3646	1/1	0.76	0.18	142,142,142,142	0
54	MG	DA	3541	1/1	0.76	0.12	130,130,130,130	0
54	MG	BA	3347	1/1	0.76	0.16	94,94,94,94	0
54	MG	AA	1702	1/1	0.76	0.16	68,68,68,68	0
54	MG	AA	1729	1/1	0.77	0.08	80,80,80,80	0
54	MG	BA	3338	1/1	0.77	0.15	62,62,62,62	0
54	MG	DA	3179	1/1	0.77	0.21	68,68,68,68	0
54	MG	BA	3261	1/1	0.77	0.36	34,34,34,34	0
54	MG	CA	1670	1/1	0.77	0.64	73,73,73,73	0
54	MG	BA	3264	1/1	0.77	0.38	41,41,41,41	0
54	MG	BA	3113	1/1	0.77	0.09	60,60,60,60	0
54	MG	DA	3280	1/1	0.77	0.44	58,58,58,58	0
54	MG	CA	1697	1/1	0.77	0.13	57,57,57,57	0
54	MG	BA	3368	1/1	0.77	0.21	53,53,53,53	0
54	MG	CA	1704	1/1	0.78	0.15	92,92,92,92	0
54	MG	DA	3096	1/1	0.78	0.53	59,59,59,59	0
54	MG	DA	3115	1/1	0.78	0.42	59,59,59,59	0
54	MG	BA	3133	1/1	0.78	0.27	53,53,53,53	0
54	MG	BA	3543	1/1	0.78	0.20	119,119,119,119	0
54	MG	AA	1628	1/1	0.78	0.25	68,68,68,68	0
54	MG	DA	3284	1/1	0.79	0.22	55,55,55,55	0

Continued on next page...

Continued from previous page...

Mol	Type	Chain	Res	Atoms	RSCC	RSR	B-factors(\AA^2)	Q<0.9
54	MG	BA	3109	1/1	0.79	0.41	62,62,62,62	0
54	MG	DA	3298	1/1	0.79	0.27	49,49,49,49	0
54	MG	CA	1657	1/1	0.79	0.41	61,61,61,61	0
54	MG	DA	3172	1/1	0.79	0.29	64,64,64,64	0
54	MG	BA	3216	1/1	0.79	0.30	43,43,43,43	0
54	MG	BA	3581	1/1	0.79	0.11	86,86,86,86	0
54	MG	BV	201	1/1	0.79	0.22	67,67,67,67	0
54	MG	DA	3196	1/1	0.79	0.39	58,58,58,58	0
54	MG	AA	1704	1/1	0.79	0.16	86,86,86,86	0
54	MG	BA	3236	1/1	0.79	0.23	66,66,66,66	0
54	MG	DA	3239	1/1	0.79	0.55	58,58,58,58	0
54	MG	AA	1719	1/1	0.79	0.16	144,144,144,144	0
54	MG	BA	3238	1/1	0.79	0.36	53,53,53,53	0
54	MG	BA	3582	1/1	0.80	0.23	79,79,79,79	0
54	MG	BA	3477	1/1	0.80	0.11	53,53,53,53	0
54	MG	BA	3014	1/1	0.80	0.54	65,65,65,65	0
54	MG	BA	3616	1/1	0.80	0.28	131,131,131,131	0
54	MG	AA	1692	1/1	0.80	0.57	144,144,144,144	0
54	MG	CA	1667	1/1	0.80	0.33	77,77,77,77	0
54	MG	AA	1697	1/1	0.80	0.20	106,106,106,106	0
54	MG	BA	3241	1/1	0.80	0.23	65,65,65,65	0
54	MG	BA	3102	1/1	0.80	0.34	44,44,44,44	0
54	MG	BA	3547	1/1	0.80	0.24	105,105,105,105	0
54	MG	DA	3466	1/1	0.80	0.15	68,68,68,68	0
54	MG	AA	1699	1/1	0.80	0.20	99,99,99,99	0
54	MG	CA	1705	1/1	0.80	0.14	96,96,96,96	0
54	MG	CA	1706	1/1	0.80	0.10	103,103,103,103	0
54	MG	CA	1707	1/1	0.80	0.19	94,94,94,94	0
54	MG	BA	3287	1/1	0.80	0.42	44,44,44,44	0
54	MG	CA	1720	1/1	0.80	0.14	89,89,89,89	0
54	MG	AA	1690	1/1	0.80	0.09	72,72,72,72	0
54	MG	BA	3234	1/1	0.81	0.14	69,69,69,69	0
54	MG	BA	3627	1/1	0.81	0.10	50,50,50,50	0
54	MG	CA	1753	1/1	0.81	0.14	86,86,86,86	0
54	MG	AA	1731	1/1	0.81	0.17	119,119,119,119	0
54	MG	BA	3544	1/1	0.81	0.15	46,46,46,46	0
54	MG	BA	3645	1/1	0.81	0.09	102,102,102,102	0
54	MG	DA	3055	1/1	0.81	0.32	56,56,56,56	0
54	MG	BA	3394	1/1	0.81	0.15	50,50,50,50	0
54	MG	BA	3648	1/1	0.81	0.11	91,91,91,91	0
54	MG	CA	1686	1/1	0.81	0.21	61,61,61,61	0
54	MG	BA	3403	1/1	0.81	0.15	67,67,67,67	0

Continued on next page...

Continued from previous page...

Mol	Type	Chain	Res	Atoms	RSCC	RSR	B-factors(\AA^2)	Q<0.9
54	MG	DA	3361	1/1	0.81	0.10	30,30,30,30	0
54	MG	DA	3110	1/1	0.81	0.31	53,53,53,53	0
54	MG	AA	1671	1/1	0.81	0.34	67,67,67,67	0
54	MG	DA	3424	1/1	0.81	0.10	52,52,52,52	0
54	MG	DA	3134	1/1	0.81	0.28	62,62,62,62	0
54	MG	DA	3478	1/1	0.81	0.17	87,87,87,87	0
54	MG	DA	3149	1/1	0.81	0.37	53,53,53,53	0
54	MG	AA	1646	1/1	0.81	0.22	59,59,59,59	0
54	MG	DA	3525	1/1	0.81	0.16	106,106,106,106	0
54	MG	BA	3269	1/1	0.81	0.48	35,35,35,35	0
54	MG	CA	1608	1/1	0.81	0.53	93,93,93,93	0
54	MG	BA	3358	1/1	0.81	0.12	55,55,55,55	0
54	MG	DA	3591	1/1	0.81	0.11	66,66,66,66	0
54	MG	BA	3074	1/1	0.81	0.44	53,53,53,53	0
54	MG	CA	1714	1/1	0.81	0.15	87,87,87,87	0
54	MG	BA	3577	1/1	0.82	0.13	77,77,77,77	0
54	MG	DA	3297	1/1	0.82	0.22	78,78,78,78	0
54	MG	CA	1626	1/1	0.82	0.39	62,62,62,62	0
54	MG	AA	1661	1/1	0.82	0.26	55,55,55,55	0
54	MG	CA	1756	1/1	0.82	0.19	80,80,80,80	0
54	MG	BA	3062	1/1	0.82	0.34	45,45,45,45	0
54	MG	CA	1702	1/1	0.82	0.12	64,64,64,64	0
54	MG	DA	3180	1/1	0.82	0.24	49,49,49,49	0
54	MG	BA	3504	1/1	0.82	0.14	65,65,65,65	0
54	MG	BA	3343	1/1	0.82	0.09	73,73,73,73	0
54	MG	DA	3476	1/1	0.82	0.13	66,66,66,66	0
54	MG	DA	3198	1/1	0.82	0.78	57,57,57,57	0
54	MG	AA	1629	1/1	0.82	0.29	44,44,44,44	0
54	MG	BE	305	1/1	0.82	0.16	60,60,60,60	0
54	MG	DA	3220	1/1	0.82	0.24	51,51,51,51	0
54	MG	BA	3562	1/1	0.82	0.13	59,59,59,59	0
54	MG	DA	3246	1/1	0.82	0.38	68,68,68,68	0
54	MG	DA	3268	1/1	0.82	0.59	54,54,54,54	0
54	MG	DA	3590	1/1	0.82	0.23	82,82,82,82	0
54	MG	BA	3016	1/1	0.82	0.23	47,47,47,47	0
54	MG	CA	1717	1/1	0.82	0.14	110,110,110,110	0
54	MG	CA	1681	1/1	0.82	0.40	82,82,82,82	0
54	MG	BA	3141	1/1	0.83	0.30	36,36,36,36	0
54	MG	BA	3090	1/1	0.83	0.12	62,62,62,62	0
54	MG	BA	3649	1/1	0.83	0.22	125,125,125,125	0
54	MG	DA	3167	1/1	0.83	0.21	51,51,51,51	0
54	MG	DA	3309	1/1	0.83	0.40	28,28,28,28	0

Continued on next page...

Continued from previous page...

Mol	Type	Chain	Res	Atoms	RSCC	RSR	B-factors(\AA^2)	Q<0.9
54	MG	DA	3170	1/1	0.83	0.13	56,56,56,56	0
54	MG	CA	1664	1/1	0.83	0.08	80,80,80,80	0
54	MG	BA	3370	1/1	0.83	0.23	41,41,41,41	0
54	MG	DA	3371	1/1	0.83	0.26	43,43,43,43	0
54	MG	BA	3531	1/1	0.83	0.09	89,89,89,89	0
54	MG	BA	3149	1/1	0.83	0.28	57,57,57,57	0
54	MG	BS	201	1/1	0.83	0.55	49,49,49,49	0
54	MG	DA	3438	1/1	0.83	0.17	90,90,90,90	0
54	MG	DA	3451	1/1	0.83	0.14	103,103,103,103	0
54	MG	DA	3189	1/1	0.83	0.18	84,84,84,84	0
54	MG	BA	3399	1/1	0.83	0.13	43,43,43,43	0
54	MG	CA	1603	1/1	0.83	0.30	56,56,56,56	0
54	MG	BA	3164	1/1	0.83	0.35	50,50,50,50	0
54	MG	DA	3515	1/1	0.83	0.28	37,37,37,37	0
54	MG	DA	3063	1/1	0.83	0.32	60,60,60,60	0
54	MG	AA	1686	1/1	0.83	0.11	68,68,68,68	0
54	MG	CA	1618	1/1	0.83	0.39	64,64,64,64	0
54	MG	BA	3637	1/1	0.83	0.18	108,108,108,108	0
54	MG	DA	3247	1/1	0.83	0.32	67,67,67,67	0
54	MG	DA	3557	1/1	0.83	0.16	103,103,103,103	0
54	MG	DA	3569	1/1	0.83	0.12	104,104,104,104	0
54	MG	BA	3304	1/1	0.83	0.35	54,54,54,54	0
54	MG	BA	3061	1/1	0.83	0.47	54,54,54,54	0
54	MG	BA	3567	1/1	0.83	0.10	54,54,54,54	0
54	MG	DA	3282	1/1	0.83	0.14	64,64,64,64	0
54	MG	DA	3358	1/1	0.84	0.12	39,39,39,39	0
54	MG	BA	3462	1/1	0.84	0.09	43,43,43,43	0
54	MG	DA	3197	1/1	0.84	0.33	49,49,49,49	0
54	MG	DA	3398	1/1	0.84	0.26	88,88,88,88	0
54	MG	AA	1635	1/1	0.84	0.15	61,61,61,61	0
54	MG	BA	3288	1/1	0.84	0.21	66,66,66,66	0
54	MG	DA	3207	1/1	0.84	0.28	54,54,54,54	0
54	MG	AA	1636	1/1	0.84	0.27	79,79,79,79	0
54	MG	DA	3122	1/1	0.84	0.20	49,49,49,49	0
54	MG	CA	1683	1/1	0.84	0.21	100,100,100,100	0
54	MG	BA	3068	1/1	0.84	0.40	50,50,50,50	0
54	MG	BA	3018	1/1	0.84	0.59	40,40,40,40	0
54	MG	DA	3497	1/1	0.84	0.26	83,83,83,83	0
54	MG	DA	3257	1/1	0.84	0.32	56,56,56,56	0
54	MG	BA	3225	1/1	0.84	0.18	44,44,44,44	0
54	MG	DA	3523	1/1	0.84	0.07	74,74,74,74	0
54	MG	DA	3271	1/1	0.84	0.38	57,57,57,57	0

Continued on next page...

Continued from previous page...

Mol	Type	Chain	Res	Atoms	RSCC	RSR	B-factors(\AA^2)	Q<0.9
54	MG	BA	3077	1/1	0.84	0.27	42,42,42,42	0
54	MG	BA	3534	1/1	0.84	0.19	25,25,25,25	0
54	MG	DA	3016	1/1	0.84	0.21	62,62,62,62	0
54	MG	BB	206	1/1	0.84	0.20	57,57,57,57	0
54	MG	DA	3548	1/1	0.84	0.12	89,89,89,89	0
54	MG	BA	3139	1/1	0.84	0.27	46,46,46,46	0
54	MG	AD	302	1/1	0.84	0.29	77,77,77,77	0
54	MG	DA	3587	1/1	0.84	0.24	95,95,95,95	0
54	MG	DA	3065	1/1	0.84	0.14	53,53,53,53	0
54	MG	BP	201	1/1	0.84	0.13	45,45,45,45	0
54	MG	DA	3193	1/1	0.84	0.58	40,40,40,40	0
54	MG	DA	3195	1/1	0.84	0.24	48,48,48,48	0
54	MG	AA	1676	1/1	0.85	0.29	59,59,59,59	0
54	MG	BA	3366	1/1	0.85	0.15	83,83,83,83	0
54	MG	BA	3100	1/1	0.85	0.20	42,42,42,42	0
54	MG	CA	1632	1/1	0.85	0.27	69,69,69,69	0
54	MG	BA	3075	1/1	0.85	0.19	46,46,46,46	0
54	MG	BA	3142	1/1	0.85	0.26	42,42,42,42	0
54	MG	DA	3353	1/1	0.85	0.20	61,61,61,61	0
54	MG	BA	3104	1/1	0.85	0.23	63,63,63,63	0
54	MG	CA	1645	1/1	0.85	0.93	60,60,60,60	0
54	MG	DA	3185	1/1	0.85	0.16	57,57,57,57	0
54	MG	DA	3397	1/1	0.85	0.19	34,34,34,34	0
54	MG	BA	3385	1/1	0.85	0.15	63,63,63,63	0
54	MG	BA	3388	1/1	0.85	0.10	47,47,47,47	0
54	MG	BA	3329	1/1	0.85	0.19	74,74,74,74	0
54	MG	CA	1661	1/1	0.85	0.63	67,67,67,67	0
54	MG	DA	3434	1/1	0.85	0.14	60,60,60,60	0
54	MG	AA	1712	1/1	0.85	0.34	86,86,86,86	0
54	MG	DA	3024	1/1	0.85	0.35	47,47,47,47	0
54	MG	DA	3454	1/1	0.85	0.08	64,64,64,64	0
54	MG	DA	3025	1/1	0.85	0.27	49,49,49,49	0
54	MG	DA	3028	1/1	0.85	0.31	67,67,67,67	0
54	MG	BA	3658	1/1	0.85	0.14	114,114,114,114	0
54	MG	DA	3488	1/1	0.85	0.17	58,58,58,58	0
54	MG	DA	3209	1/1	0.85	0.25	51,51,51,51	0
54	MG	AA	1663	1/1	0.85	0.52	64,64,64,64	0
54	MG	CA	1677	1/1	0.85	0.15	64,64,64,64	0
54	MG	DA	3222	1/1	0.85	0.22	68,68,68,68	0
54	MG	BA	3424	1/1	0.85	0.21	72,72,72,72	0
54	MG	BA	3339	1/1	0.85	0.11	70,70,70,70	0
54	MG	DA	3526	1/1	0.85	0.12	98,98,98,98	0

Continued on next page...

Continued from previous page...

Mol	Type	Chain	Res	Atoms	RSCC	RSR	B-factors(Å ²)	Q<0.9
54	MG	DA	3528	1/1	0.85	0.17	124,124,124,124	0
54	MG	BG	201	1/1	0.85	0.21	60,60,60,60	0
54	MG	BA	3455	1/1	0.85	0.23	22,22,22,22	0
54	MG	DA	3258	1/1	0.85	0.45	52,52,52,52	0
54	MG	DA	3262	1/1	0.85	0.33	53,53,53,53	0
54	MG	BQ	204	1/1	0.85	0.10	43,43,43,43	0
54	MG	DA	3559	1/1	0.85	0.07	79,79,79,79	0
54	MG	DA	3567	1/1	0.85	0.24	46,46,46,46	0
54	MG	BA	3215	1/1	0.85	0.22	50,50,50,50	0
54	MG	BA	3114	1/1	0.85	0.32	63,63,63,63	0
54	MG	DA	3130	1/1	0.85	0.33	47,47,47,47	0
54	MG	BA	3486	1/1	0.85	0.17	75,75,75,75	0
54	MG	BA	3123	1/1	0.85	0.27	43,43,43,43	0
54	MG	D5	101	1/1	0.85	0.34	52,52,52,52	0
54	MG	D8	102	1/1	0.85	0.28	45,45,45,45	0
55	ZN	AN	101	1/1	0.85	0.12	117,117,117,117	0
54	MG	DA	3289	1/1	0.85	0.58	54,54,54,54	0
54	MG	BB	207	1/1	0.86	0.20	52,52,52,52	0
54	MG	BA	3043	1/1	0.86	0.12	39,39,39,39	0
54	MG	BA	3503	1/1	0.86	0.10	64,64,64,64	0
54	MG	AA	1707	1/1	0.86	0.17	102,102,102,102	0
54	MG	BA	3587	1/1	0.86	0.14	60,60,60,60	0
54	MG	DA	3059	1/1	0.86	0.22	45,45,45,45	0
54	MG	DA	3433	1/1	0.86	0.12	47,47,47,47	0
54	MG	CA	1679	1/1	0.86	0.50	59,59,59,59	0
54	MG	DA	3436	1/1	0.86	0.14	81,81,81,81	0
54	MG	BQ	201	1/1	0.86	0.19	51,51,51,51	0
54	MG	DA	3442	1/1	0.86	0.13	82,82,82,82	0
54	MG	AA	1654	1/1	0.86	0.52	59,59,59,59	0
54	MG	DA	3452	1/1	0.86	0.10	90,90,90,90	0
54	MG	DA	3223	1/1	0.86	0.18	54,54,54,54	0
54	MG	DA	3465	1/1	0.86	0.08	75,75,75,75	0
54	MG	BA	3107	1/1	0.86	0.20	60,60,60,60	0
54	MG	BA	3609	1/1	0.86	0.10	75,75,75,75	0
54	MG	AA	1627	1/1	0.86	0.33	59,59,59,59	0
54	MG	AA	1674	1/1	0.86	0.32	63,63,63,63	0
54	MG	CA	1606	1/1	0.86	0.23	59,59,59,59	0
54	MG	AA	1718	1/1	0.86	0.05	96,96,96,96	0
54	MG	BA	3408	1/1	0.86	0.22	50,50,50,50	0
54	MG	DA	3521	1/1	0.86	0.12	86,86,86,86	0
54	MG	CA	1621	1/1	0.86	0.56	64,64,64,64	0
54	MG	DA	3277	1/1	0.86	0.17	77,77,77,77	0

Continued on next page...

Continued from previous page...

Mol	Type	Chain	Res	Atoms	RSCC	RSR	B-factors(Å ²)	Q<0.9
54	MG	DA	3153	1/1	0.86	0.42	58,58,58,58	0
54	MG	BA	3414	1/1	0.86	0.13	29,29,29,29	0
54	MG	CA	1627	1/1	0.86	0.37	55,55,55,55	0
54	MG	AA	1647	1/1	0.86	0.23	55,55,55,55	0
54	MG	BA	3437	1/1	0.86	0.11	49,49,49,49	0
54	MG	DA	3537	1/1	0.86	0.09	63,63,63,63	0
54	MG	CA	1635	1/1	0.86	0.10	60,60,60,60	0
54	MG	CA	1738	1/1	0.86	0.08	112,112,112,112	0
54	MG	BA	3279	1/1	0.86	0.49	27,27,27,27	0
54	MG	DA	3308	1/1	0.86	0.31	33,33,33,33	0
54	MG	BA	3557	1/1	0.86	0.15	78,78,78,78	0
54	MG	DA	3312	1/1	0.86	0.52	29,29,29,29	0
54	MG	DA	3324	1/1	0.86	0.13	51,51,51,51	0
54	MG	DA	3328	1/1	0.86	0.40	57,57,57,57	0
54	MG	BA	3128	1/1	0.86	0.18	49,49,49,49	0
54	MG	CA	1649	1/1	0.86	0.41	66,66,66,66	0
54	MG	DR	203	1/1	0.86	0.51	51,51,51,51	0
54	MG	BA	3037	1/1	0.86	0.20	75,75,75,75	0
54	MG	BB	204	1/1	0.86	0.21	52,52,52,52	0
54	MG	AA	1606	1/1	0.86	0.19	79,79,79,79	0
55	ZN	B4	101	1/1	0.86	0.07	199,199,199,199	0
54	MG	DA	3368	1/1	0.86	0.16	52,52,52,52	0
54	MG	DA	3245	1/1	0.87	0.27	57,57,57,57	0
54	MG	BA	3194	1/1	0.87	0.20	63,63,63,63	0
54	MG	BA	3203	1/1	0.87	0.50	55,55,55,55	0
54	MG	BA	3427	1/1	0.87	0.14	89,89,89,89	0
54	MG	AA	1620	1/1	0.87	0.17	65,65,65,65	0
54	MG	DA	3139	1/1	0.87	0.50	59,59,59,59	0
54	MG	BA	3552	1/1	0.87	0.23	82,82,82,82	0
54	MG	BA	3553	1/1	0.87	0.11	89,89,89,89	0
54	MG	DA	3276	1/1	0.87	0.85	60,60,60,60	0
54	MG	AA	1681	1/1	0.87	0.24	50,50,50,50	0
54	MG	CA	1732	1/1	0.87	0.12	110,110,110,110	0
54	MG	BA	3448	1/1	0.87	0.14	38,38,38,38	0
54	MG	BA	3029	1/1	0.87	0.18	32,32,32,32	0
54	MG	CA	1651	1/1	0.87	0.35	46,46,46,46	0
54	MG	DA	3176	1/1	0.87	0.43	70,70,70,70	0
54	MG	BA	3459	1/1	0.87	0.17	38,38,38,38	0
54	MG	DA	3522	1/1	0.87	0.23	61,61,61,61	0
54	MG	BB	209	1/1	0.87	0.11	60,60,60,60	0
54	MG	AA	1734	1/1	0.87	0.11	96,96,96,96	0
54	MG	CA	1758	1/1	0.87	0.22	84,84,84,84	0

Continued on next page...

Continued from previous page...

Mol	Type	Chain	Res	Atoms	RSCC	RSR	B-factors(\AA^2)	Q<0.9
54	MG	AA	1684	1/1	0.87	0.82	60,60,60,60	0
54	MG	DA	3188	1/1	0.87	0.11	69,69,69,69	0
54	MG	DA	3001	1/1	0.87	0.31	48,48,48,48	0
54	MG	BF	302	1/1	0.87	0.24	42,42,42,42	0
54	MG	BA	3579	1/1	0.87	0.09	100,100,100,100	0
54	MG	BA	3580	1/1	0.87	0.15	49,49,49,49	0
54	MG	AA	1609	1/1	0.87	0.27	51,51,51,51	0
54	MG	BA	3143	1/1	0.87	0.21	30,30,30,30	0
54	MG	BA	3333	1/1	0.87	0.19	40,40,40,40	0
54	MG	DA	3563	1/1	0.87	0.15	70,70,70,70	0
54	MG	DA	3364	1/1	0.87	0.13	32,32,32,32	0
54	MG	BA	3084	1/1	0.87	0.11	59,59,59,59	0
54	MG	BA	3048	1/1	0.87	0.18	68,68,68,68	0
54	MG	DA	3589	1/1	0.87	0.12	75,75,75,75	0
54	MG	DA	3391	1/1	0.87	0.09	37,37,37,37	0
54	MG	BA	3514	1/1	0.87	0.12	61,61,61,61	0
54	MG	BA	3523	1/1	0.87	0.11	110,110,110,110	0
54	MG	DA	3221	1/1	0.87	0.47	51,51,51,51	0
54	MG	DA	3402	1/1	0.87	0.13	44,44,44,44	0
54	MG	BA	3120	1/1	0.87	0.13	51,51,51,51	0
54	MG	DA	3417	1/1	0.87	0.16	31,31,31,31	0
54	MG	BA	3185	1/1	0.87	0.51	51,51,51,51	0
54	MG	BA	3411	1/1	0.87	0.08	63,63,63,63	0
54	MG	CA	1617	1/1	0.88	0.13	87,87,87,87	0
54	MG	CA	1708	1/1	0.88	0.07	80,80,80,80	0
54	MG	BA	3021	1/1	0.88	0.20	44,44,44,44	0
54	MG	BA	3065	1/1	0.88	0.24	41,41,41,41	0
54	MG	BA	3214	1/1	0.88	0.22	52,52,52,52	0
54	MG	AA	1638	1/1	0.88	0.13	53,53,53,53	0
54	MG	DA	3370	1/1	0.88	0.10	32,32,32,32	0
54	MG	BA	3035	1/1	0.88	0.19	45,45,45,45	0
54	MG	DA	3383	1/1	0.88	0.10	54,54,54,54	0
54	MG	BA	3461	1/1	0.88	0.17	79,79,79,79	0
54	MG	BA	3217	1/1	0.88	0.23	41,41,41,41	0
54	MG	CA	1751	1/1	0.88	0.26	61,61,61,61	0
54	MG	DA	3191	1/1	0.88	0.19	51,51,51,51	0
54	MG	BA	3655	1/1	0.88	0.18	104,104,104,104	0
54	MG	BA	3470	1/1	0.88	0.27	60,60,60,60	0
54	MG	CA	1642	1/1	0.88	0.17	87,87,87,87	0
54	MG	BA	3659	1/1	0.88	0.07	81,81,81,81	0
54	MG	BA	3569	1/1	0.88	0.08	69,69,69,69	0
54	MG	DA	3201	1/1	0.88	0.30	49,49,49,49	0

Continued on next page...

Continued from previous page...

Mol	Type	Chain	Res	Atoms	RSCC	RSR	B-factors(\AA^2)	Q<0.9
54	MG	DA	3435	1/1	0.88	0.44	57,57,57,57	0
54	MG	CA	1762	1/1	0.88	0.07	156,156,156,156	0
54	MG	BA	3219	1/1	0.88	0.15	46,46,46,46	0
54	MG	BA	3572	1/1	0.88	0.17	63,63,63,63	0
54	MG	DA	3003	1/1	0.88	0.22	46,46,46,46	0
54	MG	DA	3215	1/1	0.88	0.09	49,49,49,49	0
54	MG	DA	3012	1/1	0.88	0.19	30,30,30,30	0
54	MG	DA	3457	1/1	0.88	0.08	64,64,64,64	0
54	MG	BA	3301	1/1	0.88	0.66	75,75,75,75	0
54	MG	BB	213	1/1	0.88	0.14	38,38,38,38	0
54	MG	BB	216	1/1	0.88	0.10	82,82,82,82	0
54	MG	DA	3235	1/1	0.88	0.38	54,54,54,54	0
54	MG	DA	3487	1/1	0.88	0.17	48,48,48,48	0
54	MG	DA	3237	1/1	0.88	0.29	62,62,62,62	0
54	MG	BA	3303	1/1	0.88	0.11	64,64,64,64	0
54	MG	DA	3029	1/1	0.88	0.30	40,40,40,40	0
54	MG	DA	3049	1/1	0.88	0.19	49,49,49,49	0
54	MG	CA	1665	1/1	0.88	0.23	84,84,84,84	0
54	MG	DA	3254	1/1	0.88	0.19	64,64,64,64	0
54	MG	DA	3255	1/1	0.88	0.20	58,58,58,58	0
54	MG	AA	1658	1/1	0.88	0.51	57,57,57,57	0
54	MG	AA	1642	1/1	0.88	0.81	54,54,54,54	0
54	MG	CA	1674	1/1	0.88	0.10	74,74,74,74	0
54	MG	CA	1676	1/1	0.88	0.24	73,73,73,73	0
54	MG	BA	3397	1/1	0.88	0.17	86,86,86,86	0
54	MG	AA	1616	1/1	0.88	0.14	92,92,92,92	0
54	MG	DA	3087	1/1	0.88	0.09	54,54,54,54	0
54	MG	BA	3119	1/1	0.88	0.34	42,42,42,42	0
54	MG	BA	3598	1/1	0.88	0.11	65,65,65,65	0
54	MG	DA	3281	1/1	0.88	0.20	42,42,42,42	0
54	MG	BA	3335	1/1	0.88	0.11	66,66,66,66	0
54	MG	BA	3153	1/1	0.88	0.38	51,51,51,51	0
54	MG	DA	3125	1/1	0.88	0.30	50,50,50,50	0
54	MG	BA	3159	1/1	0.88	0.22	46,46,46,46	0
54	MG	DA	3583	1/1	0.88	0.10	65,65,65,65	0
54	MG	CA	1693	1/1	0.88	0.86	59,59,59,59	0
54	MG	BA	3621	1/1	0.88	0.30	52,52,52,52	0
54	MG	DA	3147	1/1	0.88	0.42	54,54,54,54	0
54	MG	CA	1698	1/1	0.88	0.10	47,47,47,47	0
54	MG	AA	1612	1/1	0.88	0.31	86,86,86,86	0
54	MG	DE	301	1/1	0.88	0.22	41,41,41,41	0
54	MG	DA	3318	1/1	0.88	0.14	58,58,58,58	0

Continued on next page...

Continued from previous page...

Mol	Type	Chain	Res	Atoms	RSCC	RSR	B-factors(\AA^2)	Q<0.9
54	MG	DA	3319	1/1	0.88	0.32	57,57,57,57	0
54	MG	AA	1604	1/1	0.88	0.15	73,73,73,73	0
54	MG	DA	3325	1/1	0.88	0.19	38,38,38,38	0
54	MG	CA	1612	1/1	0.88	0.14	65,65,65,65	0
54	MG	CA	1616	1/1	0.88	0.26	58,58,58,58	0
54	MG	DA	3322	1/1	0.89	0.38	49,49,49,49	0
54	MG	BA	3243	1/1	0.89	0.30	42,42,42,42	0
54	MG	DA	3152	1/1	0.89	0.44	61,61,61,61	0
54	MG	CA	1620	1/1	0.89	0.12	58,58,58,58	0
54	MG	DA	3163	1/1	0.89	0.39	30,30,30,30	0
54	MG	BA	3013	1/1	0.89	0.25	49,49,49,49	0
54	MG	CA	1625	1/1	0.89	0.36	63,63,63,63	0
54	MG	BA	3054	1/1	0.89	0.17	34,34,34,34	0
54	MG	CA	1713	1/1	0.89	0.14	73,73,73,73	0
54	MG	BA	3179	1/1	0.89	0.27	37,37,37,37	0
54	MG	CA	1631	1/1	0.89	0.45	48,48,48,48	0
54	MG	BA	3056	1/1	0.89	0.16	57,57,57,57	0
54	MG	CA	1731	1/1	0.89	0.12	74,74,74,74	0
54	MG	DA	3380	1/1	0.89	0.10	42,42,42,42	0
54	MG	BA	3539	1/1	0.89	0.08	47,47,47,47	0
54	MG	DA	3384	1/1	0.89	0.08	45,45,45,45	0
54	MG	DA	3387	1/1	0.89	0.11	60,60,60,60	0
54	MG	BA	3285	1/1	0.89	0.57	38,38,38,38	0
54	MG	CA	1739	1/1	0.89	0.12	87,87,87,87	0
54	MG	BA	3060	1/1	0.89	0.14	54,54,54,54	0
54	MG	CA	1638	1/1	0.89	0.26	52,52,52,52	0
54	MG	CA	1639	1/1	0.89	0.26	76,76,76,76	0
54	MG	AA	1649	1/1	0.89	0.30	43,43,43,43	0
54	MG	DA	3412	1/1	0.89	0.09	58,58,58,58	0
54	MG	DA	3413	1/1	0.89	0.12	56,56,56,56	0
54	MG	DA	3416	1/1	0.89	0.13	66,66,66,66	0
54	MG	BA	3292	1/1	0.89	0.32	70,70,70,70	0
54	MG	BA	3407	1/1	0.89	0.17	47,47,47,47	0
54	MG	CA	1646	1/1	0.89	0.38	59,59,59,59	0
54	MG	CA	1648	1/1	0.89	0.40	60,60,60,60	0
54	MG	BA	3297	1/1	0.89	0.26	46,46,46,46	0
54	MG	BA	3300	1/1	0.89	0.42	48,48,48,48	0
54	MG	DA	3437	1/1	0.89	0.16	85,85,85,85	0
54	MG	BA	3205	1/1	0.89	0.12	54,54,54,54	0
54	MG	BA	3117	1/1	0.89	0.27	39,39,39,39	0
54	MG	DA	3447	1/1	0.89	0.27	74,74,74,74	0
54	MG	DA	3211	1/1	0.89	0.22	48,48,48,48	0

Continued on next page...

Continued from previous page...

Mol	Type	Chain	Res	Atoms	RSCC	RSR	B-factors(\AA^2)	Q<0.9
54	MG	BA	3015	1/1	0.89	0.18	48,48,48,48	0
54	MG	DA	3017	1/1	0.89	0.20	50,50,50,50	0
54	MG	AA	1716	1/1	0.89	0.08	116,116,116,116	0
54	MG	DA	3458	1/1	0.89	0.05	62,62,62,62	0
54	MG	DA	3464	1/1	0.89	0.10	89,89,89,89	0
54	MG	AA	1682	1/1	0.89	0.13	76,76,76,76	0
54	MG	AA	1708	1/1	0.89	0.29	91,91,91,91	0
54	MG	BA	3221	1/1	0.89	0.34	57,57,57,57	0
54	MG	DA	3227	1/1	0.89	0.28	52,52,52,52	0
54	MG	DA	3231	1/1	0.89	0.29	36,36,36,36	0
54	MG	BA	3131	1/1	0.89	0.81	62,62,62,62	0
54	MG	DA	3492	1/1	0.89	0.07	56,56,56,56	0
54	MG	CA	1672	1/1	0.89	0.20	66,66,66,66	0
54	MG	DA	3504	1/1	0.89	0.07	63,63,63,63	0
54	MG	BA	3026	1/1	0.89	0.19	52,52,52,52	0
54	MG	DA	3508	1/1	0.89	0.10	60,60,60,60	0
54	MG	DA	3512	1/1	0.89	0.13	42,42,42,42	0
54	MG	AA	1621	1/1	0.89	0.29	62,62,62,62	0
54	MG	DA	3517	1/1	0.89	0.24	66,66,66,66	0
54	MG	BA	3030	1/1	0.89	0.20	48,48,48,48	0
54	MG	BT	202	1/1	0.89	0.27	52,52,52,52	0
54	MG	DA	3251	1/1	0.89	0.18	40,40,40,40	0
54	MG	DA	3070	1/1	0.89	0.36	57,57,57,57	0
54	MG	DA	3073	1/1	0.89	0.51	68,68,68,68	0
54	MG	BA	3471	1/1	0.89	0.18	27,27,27,27	0
54	MG	B0	101	1/1	0.89	0.18	39,39,39,39	0
54	MG	DA	3260	1/1	0.89	0.20	41,41,41,41	0
54	MG	BA	3342	1/1	0.89	0.15	32,32,32,32	0
54	MG	DA	3089	1/1	0.89	0.11	52,52,52,52	0
54	MG	DA	3090	1/1	0.89	0.11	53,53,53,53	0
54	MG	DA	3273	1/1	0.89	0.33	50,50,50,50	0
54	MG	DA	3275	1/1	0.89	0.35	47,47,47,47	0
54	MG	DA	3092	1/1	0.89	0.32	41,41,41,41	0
54	MG	BA	3085	1/1	0.89	0.49	52,52,52,52	0
54	MG	DA	3109	1/1	0.89	0.17	59,59,59,59	0
54	MG	AF	201	1/1	0.89	0.20	62,62,62,62	0
54	MG	DA	3576	1/1	0.89	0.09	48,48,48,48	0
54	MG	DA	3582	1/1	0.89	0.24	63,63,63,63	0
54	MG	CA	1607	1/1	0.89	0.20	50,50,50,50	0
54	MG	DA	3119	1/1	0.89	0.33	48,48,48,48	0
54	MG	CA	1694	1/1	0.89	0.17	62,62,62,62	0
54	MG	DA	3287	1/1	0.89	0.27	57,57,57,57	0

Continued on next page...

Continued from previous page...

Mol	Type	Chain	Res	Atoms	RSCC	RSR	B-factors(Å ²)	Q<0.9
54	MG	BA	3353	1/1	0.89	0.21	91,91,91,91	0
54	MG	DA	3596	1/1	0.89	0.19	125,125,125,125	0
54	MG	AQ	201	1/1	0.89	0.25	58,58,58,58	0
54	MG	DA	3132	1/1	0.89	0.43	49,49,49,49	0
54	MG	DE	303	1/1	0.89	0.12	45,45,45,45	0
54	MG	DQ	202	1/1	0.89	0.17	33,33,33,33	0
54	MG	CA	1701	1/1	0.89	0.08	72,72,72,72	0
54	MG	BA	3002	1/1	0.89	0.34	51,51,51,51	0
54	MG	DA	3141	1/1	0.89	0.52	60,60,60,60	0
54	MG	DA	3145	1/1	0.89	0.23	61,61,61,61	0
54	MG	DA	3146	1/1	0.89	0.17	44,44,44,44	0
54	MG	BA	3008	1/1	0.89	0.23	28,28,28,28	0
54	MG	DA	3354	1/1	0.90	0.09	49,49,49,49	0
54	MG	DA	3174	1/1	0.90	0.19	51,51,51,51	0
54	MG	CA	1629	1/1	0.90	0.20	87,87,87,87	0
54	MG	BA	3482	1/1	0.90	0.19	27,27,27,27	0
54	MG	CA	1746	1/1	0.90	0.11	97,97,97,97	0
54	MG	BA	3152	1/1	0.90	0.37	54,54,54,54	0
54	MG	BA	3346	1/1	0.90	0.12	52,52,52,52	0
54	MG	DA	3372	1/1	0.90	0.15	41,41,41,41	0
54	MG	AA	1655	1/1	0.90	0.46	43,43,43,43	0
54	MG	CA	1636	1/1	0.90	0.36	59,59,59,59	0
54	MG	AA	1689	1/1	0.90	0.06	99,99,99,99	0
54	MG	BA	3007	1/1	0.90	0.30	28,28,28,28	0
54	MG	BA	3175	1/1	0.90	0.14	43,43,43,43	0
54	MG	AA	1644	1/1	0.90	0.33	39,39,39,39	0
54	MG	BA	3073	1/1	0.90	0.42	52,52,52,52	0
54	MG	DA	3400	1/1	0.90	0.17	66,66,66,66	0
54	MG	BA	3525	1/1	0.90	0.14	35,35,35,35	0
54	MG	BA	3267	1/1	0.90	0.33	36,36,36,36	0
54	MG	DA	3408	1/1	0.90	0.15	51,51,51,51	0
54	MG	BA	3010	1/1	0.90	0.22	39,39,39,39	0
54	MG	AA	1670	1/1	0.90	0.32	53,53,53,53	0
54	MG	BA	3076	1/1	0.90	0.22	44,44,44,44	0
54	MG	DA	3020	1/1	0.90	0.18	56,56,56,56	0
54	MG	BA	3393	1/1	0.90	0.19	37,37,37,37	0
54	MG	DA	3421	1/1	0.90	0.10	93,93,93,93	0
54	MG	CA	1656	1/1	0.90	0.31	86,86,86,86	0
54	MG	DA	3213	1/1	0.90	0.33	48,48,48,48	0
54	MG	DA	3214	1/1	0.90	0.24	37,37,37,37	0
54	MG	DA	3027	1/1	0.90	0.35	56,56,56,56	0
54	MG	DA	3218	1/1	0.90	0.65	62,62,62,62	0

Continued on next page...

Continued from previous page...

Mol	Type	Chain	Res	Atoms	RSCC	RSR	B-factors(\AA^2)	Q<0.9
54	MG	BB	208	1/1	0.90	0.23	43,43,43,43	0
54	MG	BA	3210	1/1	0.90	0.20	40,40,40,40	0
54	MG	DA	3030	1/1	0.90	0.29	55,55,55,55	0
54	MG	BB	210	1/1	0.90	0.15	60,60,60,60	0
54	MG	BB	211	1/1	0.90	0.21	47,47,47,47	0
54	MG	DA	3229	1/1	0.90	0.30	44,44,44,44	0
54	MG	DA	3230	1/1	0.90	0.20	45,45,45,45	0
54	MG	DA	3456	1/1	0.90	0.08	42,42,42,42	0
54	MG	BA	3212	1/1	0.90	0.21	68,68,68,68	0
54	MG	BB	215	1/1	0.90	0.17	65,65,65,65	0
54	MG	DA	3459	1/1	0.90	0.07	53,53,53,53	0
54	MG	CA	1668	1/1	0.90	0.54	87,87,87,87	0
54	MG	DA	3238	1/1	0.90	0.44	56,56,56,56	0
54	MG	AA	1730	1/1	0.90	0.10	51,51,51,51	0
54	MG	DA	3470	1/1	0.90	0.10	47,47,47,47	0
54	MG	BA	3080	1/1	0.90	0.23	39,39,39,39	0
54	MG	BD	302	1/1	0.90	0.21	28,28,28,28	0
54	MG	DA	3479	1/1	0.90	0.16	62,62,62,62	0
54	MG	DA	3486	1/1	0.90	0.21	64,64,64,64	0
54	MG	BA	3298	1/1	0.90	0.54	54,54,54,54	0
54	MG	DA	3248	1/1	0.90	0.18	42,42,42,42	0
54	MG	BA	3045	1/1	0.90	0.22	45,45,45,45	0
54	MG	DA	3495	1/1	0.90	0.06	83,83,83,83	0
54	MG	DA	3252	1/1	0.90	0.53	59,59,59,59	0
54	MG	DA	3500	1/1	0.90	0.12	74,74,74,74	0
54	MG	DA	3086	1/1	0.90	0.21	48,48,48,48	0
54	MG	BA	3046	1/1	0.90	0.18	36,36,36,36	0
54	MG	CA	1680	1/1	0.90	0.23	78,78,78,78	0
54	MG	BA	3218	1/1	0.90	0.15	55,55,55,55	0
54	MG	BA	3421	1/1	0.90	0.07	68,68,68,68	0
54	MG	DA	3261	1/1	0.90	0.31	44,44,44,44	0
54	MG	DA	3094	1/1	0.90	0.16	56,56,56,56	0
54	MG	BA	3086	1/1	0.90	0.95	57,57,57,57	0
54	MG	DA	3270	1/1	0.90	0.17	64,64,64,64	0
54	MG	DA	3098	1/1	0.90	0.19	37,37,37,37	0
54	MG	AA	1640	1/1	0.90	0.20	58,58,58,58	0
54	MG	DA	3274	1/1	0.90	0.41	61,61,61,61	0
54	MG	BA	3323	1/1	0.90	0.17	23,23,23,23	0
54	MG	DA	3111	1/1	0.90	0.17	50,50,50,50	0
54	MG	BA	3439	1/1	0.90	0.16	59,59,59,59	0
54	MG	BA	3222	1/1	0.90	0.49	60,60,60,60	0
54	MG	CA	1695	1/1	0.90	0.35	50,50,50,50	0

Continued on next page...

Continued from previous page...

Mol	Type	Chain	Res	Atoms	RSCC	RSR	B-factors(Å ²)	Q<0.9
54	MG	DA	3543	1/1	0.90	0.09	53,53,53,53	0
54	MG	BA	3332	1/1	0.90	0.09	50,50,50,50	0
54	MG	DA	3128	1/1	0.90	0.24	45,45,45,45	0
54	MG	BA	3094	1/1	0.90	0.21	54,54,54,54	0
54	MG	BA	3586	1/1	0.90	0.10	63,63,63,63	0
54	MG	BA	3456	1/1	0.90	0.22	32,32,32,32	0
54	MG	BA	3589	1/1	0.90	0.17	94,94,94,94	0
54	MG	DA	3295	1/1	0.90	0.25	59,59,59,59	0
54	MG	CA	1609	1/1	0.90	0.24	70,70,70,70	0
54	MG	BA	3590	1/1	0.90	0.31	31,31,31,31	0
54	MG	CA	1613	1/1	0.90	0.34	66,66,66,66	0
54	MG	BA	3592	1/1	0.90	0.13	47,47,47,47	0
54	MG	DA	3148	1/1	0.90	0.16	48,48,48,48	0
54	MG	BA	3229	1/1	0.90	0.22	41,41,41,41	0
54	MG	DA	3593	1/1	0.90	0.15	83,83,83,83	0
54	MG	BA	3594	1/1	0.90	0.05	86,86,86,86	0
54	MG	DA	3597	1/1	0.90	0.11	93,93,93,93	0
54	MG	DA	3321	1/1	0.90	0.43	51,51,51,51	0
54	MG	BA	3231	1/1	0.90	0.11	47,47,47,47	0
54	MG	CA	1716	1/1	0.90	0.16	102,102,102,102	0
54	MG	DF	301	1/1	0.90	0.30	50,50,50,50	0
54	MG	DO	202	1/1	0.90	0.17	39,39,39,39	0
54	MG	AA	1683	1/1	0.90	0.66	58,58,58,58	0
54	MG	DA	3326	1/1	0.90	0.21	46,46,46,46	0
54	MG	BA	3144	1/1	0.90	0.25	46,46,46,46	0
54	MG	CA	1729	1/1	0.90	0.17	81,81,81,81	0
54	MG	AA	1624	1/1	0.90	0.38	70,70,70,70	0
54	MG	DA	3346	1/1	0.90	0.12	35,35,35,35	0
54	MG	AA	1675	1/1	0.90	0.23	76,76,76,76	0
54	MG	BA	3012	1/1	0.91	0.34	27,27,27,27	0
54	MG	BA	3396	1/1	0.91	0.16	29,29,29,29	0
54	MG	DA	3123	1/1	0.91	0.23	53,53,53,53	0
54	MG	BA	3626	1/1	0.91	0.09	64,64,64,64	0
54	MG	DA	3127	1/1	0.91	0.25	56,56,56,56	0
54	MG	BA	3515	1/1	0.91	0.16	72,72,72,72	0
54	MG	BA	3305	1/1	0.91	0.26	69,69,69,69	0
54	MG	AA	1634	1/1	0.91	0.10	56,56,56,56	0
54	MG	CA	1718	1/1	0.91	0.15	83,83,83,83	0
54	MG	DA	3267	1/1	0.91	0.27	54,54,54,54	0
54	MG	DA	3136	1/1	0.91	0.34	62,62,62,62	0
54	MG	BA	3177	1/1	0.91	0.10	57,57,57,57	0
54	MG	BA	3039	1/1	0.91	0.20	32,32,32,32	0

Continued on next page...

Continued from previous page...

Mol	Type	Chain	Res	Atoms	RSCC	RSR	B-factors(\AA^2)	Q<0.9
54	MG	BA	3183	1/1	0.91	0.33	29,29,29,29	0
54	MG	AA	1656	1/1	0.91	0.57	59,59,59,59	0
54	MG	AA	1727	1/1	0.91	0.10	61,61,61,61	0
54	MG	BA	3650	1/1	0.91	0.17	88,88,88,88	0
54	MG	CA	1745	1/1	0.91	0.34	116,116,116,116	0
54	MG	DA	3151	1/1	0.91	0.11	43,43,43,43	0
54	MG	BA	3418	1/1	0.91	0.12	49,49,49,49	0
54	MG	BA	3001	1/1	0.91	0.21	43,43,43,43	0
54	MG	CA	1750	1/1	0.91	0.12	78,78,78,78	0
54	MG	BA	3546	1/1	0.91	0.18	73,73,73,73	0
54	MG	BA	3017	1/1	0.91	0.13	31,31,31,31	0
54	MG	DA	3288	1/1	0.91	0.25	39,39,39,39	0
54	MG	DA	3166	1/1	0.91	0.30	45,45,45,45	0
54	MG	CA	1754	1/1	0.91	0.05	74,74,74,74	0
54	MG	DA	3169	1/1	0.91	0.16	45,45,45,45	0
54	MG	DA	3499	1/1	0.91	0.14	67,67,67,67	0
54	MG	BA	3550	1/1	0.91	0.06	87,87,87,87	0
54	MG	BA	3425	1/1	0.91	0.15	53,53,53,53	0
54	MG	BA	3254	1/1	0.91	0.35	25,25,25,25	0
54	MG	AA	1713	1/1	0.91	0.10	91,91,91,91	0
54	MG	DA	3509	1/1	0.91	0.19	37,37,37,37	0
54	MG	BA	3438	1/1	0.91	0.20	65,65,65,65	0
54	MG	CA	1650	1/1	0.91	0.20	60,60,60,60	0
54	MG	BA	3262	1/1	0.91	0.37	27,27,27,27	0
54	MG	BA	3563	1/1	0.91	0.09	70,70,70,70	0
54	MG	DA	3008	1/1	0.91	0.44	58,58,58,58	0
54	MG	BB	212	1/1	0.91	0.27	60,60,60,60	0
54	MG	BA	3566	1/1	0.91	0.14	44,44,44,44	0
54	MG	BA	3055	1/1	0.91	0.20	53,53,53,53	0
54	MG	BA	3091	1/1	0.91	0.35	40,40,40,40	0
54	MG	BB	218	1/1	0.91	0.09	45,45,45,45	0
54	MG	BB	219	1/1	0.91	0.06	105,105,105,105	0
54	MG	BA	3452	1/1	0.91	0.13	64,64,64,64	0
54	MG	BA	3571	1/1	0.91	0.17	44,44,44,44	0
54	MG	BE	301	1/1	0.91	0.43	34,34,34,34	0
54	MG	DA	3542	1/1	0.91	0.07	83,83,83,83	0
54	MG	BA	3003	1/1	0.91	0.31	74,74,74,74	0
54	MG	DA	3360	1/1	0.91	0.20	37,37,37,37	0
54	MG	DA	3033	1/1	0.91	0.16	66,66,66,66	0
54	MG	BA	3024	1/1	0.91	0.40	41,41,41,41	0
54	MG	DA	3366	1/1	0.91	0.19	31,31,31,31	0
54	MG	BA	3578	1/1	0.91	0.10	44,44,44,44	0

Continued on next page...

Continued from previous page...

Mol	Type	Chain	Res	Atoms	RSCC	RSR	B-factors(Å ²)	Q<0.9
54	MG	BA	3025	1/1	0.91	0.23	48,48,48,48	0
54	MG	BA	3363	1/1	0.91	0.14	64,64,64,64	0
54	MG	BA	3101	1/1	0.91	0.11	37,37,37,37	0
54	MG	BA	3468	1/1	0.91	0.18	24,24,24,24	0
54	MG	DA	3066	1/1	0.91	0.20	62,62,62,62	0
54	MG	BA	3585	1/1	0.91	0.10	52,52,52,52	0
54	MG	BA	3469	1/1	0.91	0.15	40,40,40,40	0
54	MG	AA	1611	1/1	0.91	0.28	83,83,83,83	0
54	MG	CA	1602	1/1	0.91	0.39	62,62,62,62	0
54	MG	AA	1645	1/1	0.91	0.26	60,60,60,60	0
54	MG	AA	1617	1/1	0.91	0.17	45,45,45,45	0
54	MG	BA	3108	1/1	0.91	0.24	51,51,51,51	0
54	MG	DD	301	1/1	0.91	0.22	47,47,47,47	0
54	MG	BA	3377	1/1	0.91	0.22	32,32,32,32	0
54	MG	BA	3154	1/1	0.91	0.37	50,50,50,50	0
54	MG	CA	1700	1/1	0.91	0.09	70,70,70,70	0
54	MG	BA	3230	1/1	0.91	0.19	30,30,30,30	0
54	MG	DP	201	1/1	0.91	0.18	54,54,54,54	0
54	MG	BA	3507	1/1	0.91	0.28	41,41,41,41	0
54	MG	BA	3601	1/1	0.91	0.15	76,76,76,76	0
54	MG	CA	1615	1/1	0.91	0.12	65,65,65,65	0
54	MG	DA	3419	1/1	0.91	0.11	44,44,44,44	0
54	MG	BA	3011	1/1	0.91	0.29	26,26,26,26	0
54	MG	BA	3612	1/1	0.91	0.07	59,59,59,59	0
54	MG	DA	3431	1/1	0.91	0.10	59,59,59,59	0
54	MG	BA	3641	1/1	0.92	0.22	72,72,72,72	0
54	MG	DA	3411	1/1	0.92	0.11	49,49,49,49	0
54	MG	BA	3171	1/1	0.92	0.32	31,31,31,31	0
54	MG	BA	3318	1/1	0.92	0.20	35,35,35,35	0
54	MG	DA	3100	1/1	0.92	0.22	38,38,38,38	0
54	MG	DA	3236	1/1	0.92	0.30	47,47,47,47	0
54	MG	DA	3103	1/1	0.92	0.17	54,54,54,54	0
54	MG	BA	3536	1/1	0.92	0.08	68,68,68,68	0
54	MG	BA	3410	1/1	0.92	0.08	77,77,77,77	0
54	MG	DA	3427	1/1	0.92	0.06	59,59,59,59	0
54	MG	DA	3244	1/1	0.92	0.52	33,33,33,33	0
54	MG	DA	3432	1/1	0.92	0.10	70,70,70,70	0
54	MG	BA	3233	1/1	0.92	0.44	41,41,41,41	0
54	MG	BA	3124	1/1	0.92	0.19	33,33,33,33	0
54	MG	DA	3116	1/1	0.92	0.20	43,43,43,43	0
54	MG	BA	3330	1/1	0.92	0.13	34,34,34,34	0
54	MG	DA	3120	1/1	0.92	0.26	43,43,43,43	0

Continued on next page...

Continued from previous page...

Mol	Type	Chain	Res	Atoms	RSCC	RSR	B-factors(\AA^2)	Q<0.9
54	MG	BA	3331	1/1	0.92	0.15	48,48,48,48	0
54	MG	BA	3656	1/1	0.92	0.16	68,68,68,68	0
54	MG	DA	3444	1/1	0.92	0.14	41,41,41,41	0
54	MG	DA	3445	1/1	0.92	0.17	42,42,42,42	0
54	MG	CA	1634	1/1	0.92	0.18	64,64,64,64	0
54	MG	BA	3422	1/1	0.92	0.17	76,76,76,76	0
54	MG	AA	1679	1/1	0.92	0.22	44,44,44,44	0
54	MG	DA	3129	1/1	0.92	0.13	61,61,61,61	0
54	MG	BB	202	1/1	0.92	0.12	43,43,43,43	0
54	MG	AA	1613	1/1	0.92	0.19	65,65,65,65	0
54	MG	DA	3266	1/1	0.92	0.32	47,47,47,47	0
54	MG	BB	205	1/1	0.92	0.38	45,45,45,45	0
54	MG	DA	3460	1/1	0.92	0.19	65,65,65,65	0
54	MG	BA	3132	1/1	0.92	0.12	33,33,33,33	0
54	MG	BA	3431	1/1	0.92	0.08	71,71,71,71	0
54	MG	AA	1632	1/1	0.92	0.22	71,71,71,71	0
54	MG	DA	3142	1/1	0.92	0.21	37,37,37,37	0
54	MG	DA	3144	1/1	0.92	0.46	42,42,42,42	0
54	MG	BA	3191	1/1	0.92	0.27	40,40,40,40	0
54	MG	BA	3564	1/1	0.92	0.11	59,59,59,59	0
54	MG	DA	3481	1/1	0.92	0.44	61,61,61,61	0
54	MG	BA	3193	1/1	0.92	0.67	35,35,35,35	0
54	MG	BA	3134	1/1	0.92	0.43	41,41,41,41	0
54	MG	BA	3196	1/1	0.92	0.17	46,46,46,46	0
54	MG	DA	3489	1/1	0.92	0.14	79,79,79,79	0
54	MG	BA	3197	1/1	0.92	0.35	41,41,41,41	0
54	MG	CA	1759	1/1	0.92	0.22	69,69,69,69	0
54	MG	BA	3137	1/1	0.92	0.22	38,38,38,38	0
54	MG	DA	3162	1/1	0.92	0.35	35,35,35,35	0
54	MG	BA	3138	1/1	0.92	0.35	42,42,42,42	0
54	MG	CQ	201	1/1	0.92	0.35	62,62,62,62	0
54	MG	BA	3458	1/1	0.92	0.17	35,35,35,35	0
54	MG	AA	1664	1/1	0.92	0.14	57,57,57,57	0
54	MG	BA	3356	1/1	0.92	0.17	29,29,29,29	0
54	MG	BA	3103	1/1	0.92	0.20	29,29,29,29	0
54	MG	DA	3513	1/1	0.92	0.14	34,34,34,34	0
54	MG	DA	3305	1/1	0.92	0.22	35,35,35,35	0
54	MG	DA	3306	1/1	0.92	0.35	29,29,29,29	0
54	MG	AA	1633	1/1	0.92	0.28	62,62,62,62	0
54	MG	AA	1677	1/1	0.92	0.32	62,62,62,62	0
54	MG	BA	3584	1/1	0.92	0.11	42,42,42,42	0
54	MG	DA	3175	1/1	0.92	0.36	44,44,44,44	0

Continued on next page...

Continued from previous page...

Mol	Type	Chain	Res	Atoms	RSCC	RSR	B-factors(\AA^2)	Q<0.9
54	MG	DA	3022	1/1	0.92	0.16	34,34,34,34	0
54	MG	BA	3083	1/1	0.92	0.18	43,43,43,43	0
54	MG	CA	1673	1/1	0.92	0.60	57,57,57,57	0
54	MG	BA	3019	1/1	0.92	0.18	34,34,34,34	0
54	MG	BA	3290	1/1	0.92	0.17	63,63,63,63	0
54	MG	BA	3020	1/1	0.92	0.09	82,82,82,82	0
54	MG	DA	3538	1/1	0.92	0.14	87,87,87,87	0
54	MG	BT	201	1/1	0.92	0.15	53,53,53,53	0
54	MG	DA	3329	1/1	0.92	0.13	41,41,41,41	0
54	MG	DA	3031	1/1	0.92	0.23	53,53,53,53	0
54	MG	DA	3544	1/1	0.92	0.06	72,72,72,72	0
54	MG	DA	3545	1/1	0.92	0.08	82,82,82,82	0
54	MG	DA	3332	1/1	0.92	0.23	53,53,53,53	0
54	MG	DA	3556	1/1	0.92	0.06	56,56,56,56	0
54	MG	BA	3150	1/1	0.92	0.12	42,42,42,42	0
54	MG	DA	3343	1/1	0.92	0.06	37,37,37,37	0
54	MG	DA	3048	1/1	0.92	0.25	40,40,40,40	0
54	MG	DA	3352	1/1	0.92	0.11	33,33,33,33	0
54	MG	BA	3496	1/1	0.92	0.17	39,39,39,39	0
54	MG	AA	1660	1/1	0.92	0.51	80,80,80,80	0
54	MG	B5	103	1/1	0.92	0.08	57,57,57,57	0
54	MG	BA	3040	1/1	0.92	0.34	30,30,30,30	0
54	MG	DA	3200	1/1	0.92	0.24	34,34,34,34	0
54	MG	DA	3060	1/1	0.92	0.34	41,41,41,41	0
54	MG	BA	3390	1/1	0.92	0.08	62,62,62,62	0
54	MG	BA	3067	1/1	0.92	0.18	43,43,43,43	0
54	MG	CA	1605	1/1	0.92	0.34	67,67,67,67	0
54	MG	BA	3022	1/1	0.92	0.27	46,46,46,46	0
54	MG	BA	3162	1/1	0.92	0.35	42,42,42,42	0
54	MG	DB	202	1/1	0.92	0.21	50,50,50,50	0
54	MG	DA	3378	1/1	0.92	0.15	33,33,33,33	0
54	MG	DA	3074	1/1	0.92	0.19	54,54,54,54	0
54	MG	DA	3382	1/1	0.92	0.23	53,53,53,53	0
54	MG	BA	3096	1/1	0.92	0.43	47,47,47,47	0
54	MG	BA	3516	1/1	0.92	0.25	63,63,63,63	0
54	MG	BA	3306	1/1	0.92	0.18	55,55,55,55	0
54	MG	BA	3400	1/1	0.92	0.21	47,47,47,47	0
54	MG	BA	3308	1/1	0.92	0.17	52,52,52,52	0
54	MG	DR	202	1/1	0.92	0.37	34,34,34,34	0
54	MG	BA	3526	1/1	0.92	0.13	22,22,22,22	0
54	MG	BA	3405	1/1	0.92	0.15	61,61,61,61	0
54	MG	DA	3225	1/1	0.92	0.50	51,51,51,51	0

Continued on next page...

Continued from previous page...

Mol	Type	Chain	Res	Atoms	RSCC	RSR	B-factors(\AA^2)	Q<0.9
54	MG	DA	3093	1/1	0.92	0.27	56,56,56,56	0
55	ZN	BY	201	1/1	0.92	0.11	69,69,69,69	0
54	MG	DA	3228	1/1	0.92	0.48	40,40,40,40	0
54	MG	DA	3409	1/1	0.92	0.09	73,73,73,73	0
54	MG	DA	3040	1/1	0.93	0.26	48,48,48,48	0
54	MG	DA	3204	1/1	0.93	0.44	43,43,43,43	0
54	MG	DA	3042	1/1	0.93	0.23	33,33,33,33	0
54	MG	DA	3046	1/1	0.93	0.19	42,42,42,42	0
54	MG	BA	3050	1/1	0.93	0.22	35,35,35,35	0
54	MG	DA	3407	1/1	0.93	0.06	70,70,70,70	0
54	MG	BA	3161	1/1	0.93	0.18	40,40,40,40	0
54	MG	BA	3348	1/1	0.93	0.08	59,59,59,59	0
54	MG	BA	3565	1/1	0.93	0.07	68,68,68,68	0
54	MG	BA	3280	1/1	0.93	0.30	46,46,46,46	0
54	MG	BA	3444	1/1	0.93	0.11	53,53,53,53	0
54	MG	DA	3061	1/1	0.93	0.17	32,32,32,32	0
54	MG	BD	301	1/1	0.93	0.46	49,49,49,49	0
54	MG	BA	3355	1/1	0.93	0.14	29,29,29,29	0
54	MG	BA	3450	1/1	0.93	0.10	38,38,38,38	0
54	MG	BE	302	1/1	0.93	0.20	41,41,41,41	0
54	MG	BA	3053	1/1	0.93	0.44	57,57,57,57	0
54	MG	AA	1643	1/1	0.93	0.59	47,47,47,47	0
54	MG	BA	3574	1/1	0.93	0.31	33,33,33,33	0
54	MG	DA	3077	1/1	0.93	0.17	49,49,49,49	0
54	MG	BA	3359	1/1	0.93	0.11	70,70,70,70	0
54	MG	DA	3085	1/1	0.93	0.21	43,43,43,43	0
54	MG	BA	3170	1/1	0.93	0.22	29,29,29,29	0
54	MG	BQ	202	1/1	0.93	0.21	34,34,34,34	0
54	MG	AA	1623	1/1	0.93	0.17	74,74,74,74	0
54	MG	BA	3291	1/1	0.93	0.13	39,39,39,39	0
54	MG	DA	3091	1/1	0.93	0.17	55,55,55,55	0
54	MG	DA	3443	1/1	0.93	0.11	75,75,75,75	0
54	MG	BA	3005	1/1	0.93	0.28	60,60,60,60	0
54	MG	BA	3295	1/1	0.93	0.58	54,54,54,54	0
54	MG	BA	3583	1/1	0.93	0.15	34,34,34,34	0
54	MG	DA	3450	1/1	0.93	0.10	67,67,67,67	0
54	MG	DA	3095	1/1	0.93	0.24	53,53,53,53	0
54	MG	BA	3176	1/1	0.93	0.16	60,60,60,60	0
54	MG	BA	3373	1/1	0.93	0.08	44,44,44,44	0
54	MG	BA	3374	1/1	0.93	0.08	34,34,34,34	0
54	MG	BA	3474	1/1	0.93	0.08	37,37,37,37	0
54	MG	DA	3256	1/1	0.93	0.24	52,52,52,52	0

Continued on next page...

Continued from previous page...

Mol	Type	Chain	Res	Atoms	RSCC	RSR	B-factors(Å ²)	Q<0.9
54	MG	BA	3105	1/1	0.93	0.36	28,28,28,28	0
54	MG	BA	3478	1/1	0.93	0.16	41,41,41,41	0
54	MG	DA	3461	1/1	0.93	0.14	41,41,41,41	0
54	MG	DA	3259	1/1	0.93	0.19	43,43,43,43	0
54	MG	BA	3479	1/1	0.93	0.18	32,32,32,32	0
54	MG	DA	3113	1/1	0.93	0.41	59,59,59,59	0
54	MG	DA	3469	1/1	0.93	0.07	56,56,56,56	0
54	MG	AA	1657	1/1	0.93	0.39	58,58,58,58	0
54	MG	DA	3263	1/1	0.93	0.20	40,40,40,40	0
54	MG	DA	3264	1/1	0.93	0.45	61,61,61,61	0
54	MG	BA	3180	1/1	0.93	0.28	41,41,41,41	0
54	MG	DA	3117	1/1	0.93	0.17	47,47,47,47	0
54	MG	BA	3492	1/1	0.93	0.21	27,27,27,27	0
54	MG	CA	1712	1/1	0.93	0.29	87,87,87,87	0
54	MG	CA	1610	1/1	0.93	0.29	60,60,60,60	0
54	MG	DA	3272	1/1	0.93	0.39	30,30,30,30	0
54	MG	CA	1611	1/1	0.93	0.22	43,43,43,43	0
54	MG	BA	3181	1/1	0.93	0.20	38,38,38,38	0
54	MG	AA	1714	1/1	0.93	0.25	57,57,57,57	0
54	MG	BA	3041	1/1	0.93	0.26	40,40,40,40	0
54	MG	BA	3111	1/1	0.93	0.20	56,56,56,56	0
54	MG	DA	3503	1/1	0.93	0.24	34,34,34,34	0
54	MG	BA	3063	1/1	0.93	0.12	54,54,54,54	0
54	MG	DA	3505	1/1	0.93	0.13	91,91,91,91	0
54	MG	BA	3398	1/1	0.93	0.14	52,52,52,52	0
54	MG	DA	3133	1/1	0.93	0.38	36,36,36,36	0
54	MG	BA	3622	1/1	0.93	0.11	45,45,45,45	0
54	MG	DA	3283	1/1	0.93	0.18	61,61,61,61	0
54	MG	CA	1737	1/1	0.93	0.13	89,89,89,89	0
54	MG	DA	3137	1/1	0.93	0.11	38,38,38,38	0
54	MG	BA	3311	1/1	0.93	0.17	24,24,24,24	0
54	MG	BA	3009	1/1	0.93	0.29	45,45,45,45	0
54	MG	CA	1740	1/1	0.93	0.40	68,68,68,68	0
54	MG	BA	3115	1/1	0.93	0.12	45,45,45,45	0
54	MG	DA	3296	1/1	0.93	0.09	67,67,67,67	0
54	MG	BA	3519	1/1	0.93	0.05	64,64,64,64	0
54	MG	CA	1628	1/1	0.93	0.09	75,75,75,75	0
54	MG	BA	3522	1/1	0.93	0.11	74,74,74,74	0
54	MG	BA	3404	1/1	0.93	0.10	45,45,45,45	0
54	MG	BA	3147	1/1	0.93	0.11	55,55,55,55	0
54	MG	DA	3536	1/1	0.93	0.16	51,51,51,51	0
54	MG	BA	3201	1/1	0.93	0.33	31,31,31,31	0

Continued on next page...

Continued from previous page...

Mol	Type	Chain	Res	Atoms	RSCC	RSR	B-factors(\AA^2)	Q<0.9
54	MG	BA	3027	1/1	0.93	0.15	38,38,38,38	0
54	MG	DA	3314	1/1	0.93	0.39	43,43,43,43	0
54	MG	DA	3316	1/1	0.93	0.73	69,69,69,69	0
54	MG	BA	3250	1/1	0.93	0.40	26,26,26,26	0
54	MG	BA	3252	1/1	0.93	0.32	36,36,36,36	0
54	MG	BA	3204	1/1	0.93	0.13	38,38,38,38	0
54	MG	BA	3417	1/1	0.93	0.08	48,48,48,48	0
54	MG	DA	3550	1/1	0.93	0.13	58,58,58,58	0
54	MG	DA	3555	1/1	0.93	0.14	56,56,56,56	0
54	MG	BA	3538	1/1	0.93	0.11	66,66,66,66	0
54	MG	BA	3256	1/1	0.93	0.34	23,23,23,23	0
54	MG	DA	3558	1/1	0.93	0.15	36,36,36,36	0
54	MG	BA	3257	1/1	0.93	0.41	23,23,23,23	0
54	MG	CA	1643	1/1	0.93	0.22	70,70,70,70	0
54	MG	DA	3565	1/1	0.93	0.20	34,34,34,34	0
54	MG	DA	3002	1/1	0.93	0.12	69,69,69,69	0
54	MG	DA	3171	1/1	0.93	0.17	61,61,61,61	0
54	MG	DA	3571	1/1	0.93	0.14	55,55,55,55	0
54	MG	BA	3660	1/1	0.93	0.13	104,104,104,104	0
54	MG	DA	3333	1/1	0.93	0.15	37,37,37,37	0
54	MG	DA	3339	1/1	0.93	0.07	44,44,44,44	0
54	MG	DA	3586	1/1	0.93	0.14	49,49,49,49	0
54	MG	DA	3340	1/1	0.93	0.12	45,45,45,45	0
54	MG	DA	3588	1/1	0.93	0.18	34,34,34,34	0
54	MG	DA	3004	1/1	0.93	0.07	88,88,88,88	0
54	MG	BA	3258	1/1	0.93	0.37	55,55,55,55	0
54	MG	AA	1601	1/1	0.93	0.28	55,55,55,55	0
54	MG	DA	3592	1/1	0.93	0.06	83,83,83,83	0
54	MG	DA	3015	1/1	0.93	0.13	38,38,38,38	0
54	MG	DA	3595	1/1	0.93	0.12	58,58,58,58	0
54	MG	BA	3095	1/1	0.93	0.19	48,48,48,48	0
54	MG	BA	3548	1/1	0.93	0.13	29,29,29,29	0
54	MG	DA	3019	1/1	0.93	0.16	40,40,40,40	0
54	MG	DA	3186	1/1	0.93	0.13	54,54,54,54	0
54	MG	BA	3072	1/1	0.93	0.10	59,59,59,59	0
54	MG	DA	3021	1/1	0.93	0.13	51,51,51,51	0
54	MG	AA	1605	1/1	0.93	0.17	66,66,66,66	0
54	MG	CA	1655	1/1	0.93	0.22	98,98,98,98	0
54	MG	DA	3192	1/1	0.93	0.17	50,50,50,50	0
54	MG	BA	3432	1/1	0.93	0.04	67,67,67,67	0
54	MG	DA	3194	1/1	0.93	0.23	37,37,37,37	0
54	MG	DA	3375	1/1	0.93	0.14	31,31,31,31	0

Continued on next page...

Continued from previous page...

Mol	Type	Chain	Res	Atoms	RSCC	RSR	B-factors(\AA^2)	Q<0.9
54	MG	BA	3433	1/1	0.93	0.09	55,55,55,55	0
54	MG	CA	1658	1/1	0.93	0.34	58,58,58,58	0
54	MG	BA	3436	1/1	0.93	0.13	70,70,70,70	0
54	MG	BA	3559	1/1	0.93	0.07	71,71,71,71	0
54	MG	DA	3199	1/1	0.93	0.18	44,44,44,44	0
54	MG	CA	1662	1/1	0.93	0.39	75,75,75,75	0
55	ZN	CD	301	1/1	0.93	0.26	71,71,71,71	0
54	MG	CA	1663	1/1	0.93	0.33	64,64,64,64	0
54	MG	BA	3036	1/1	0.94	0.12	36,36,36,36	0
54	MG	DA	3414	1/1	0.94	0.17	51,51,51,51	0
54	MG	CA	1682	1/1	0.94	0.13	58,58,58,58	0
54	MG	AA	1662	1/1	0.94	0.12	58,58,58,58	0
54	MG	BA	3379	1/1	0.94	0.09	22,22,22,22	0
54	MG	CA	1685	1/1	0.94	0.34	71,71,71,71	0
54	MG	BA	3382	1/1	0.94	0.19	100,100,100,100	0
54	MG	DA	3426	1/1	0.94	0.07	81,81,81,81	0
54	MG	BA	3383	1/1	0.94	0.13	70,70,70,70	0
54	MG	BA	3182	1/1	0.94	0.41	37,37,37,37	0
54	MG	BA	3473	1/1	0.94	0.23	30,30,30,30	0
54	MG	BA	3387	1/1	0.94	0.06	63,63,63,63	0
54	MG	BZ	301	1/1	0.94	0.17	55,55,55,55	0
54	MG	BA	3110	1/1	0.94	0.20	66,66,66,66	0
54	MG	B0	103	1/1	0.94	0.12	89,89,89,89	0
54	MG	B3	101	1/1	0.94	0.35	51,51,51,51	0
54	MG	BA	3235	1/1	0.94	0.20	50,50,50,50	0
54	MG	DA	3250	1/1	0.94	0.17	49,49,49,49	0
54	MG	CA	1703	1/1	0.94	0.18	56,56,56,56	0
54	MG	DA	3099	1/1	0.94	0.23	36,36,36,36	0
54	MG	B8	102	1/1	0.94	0.10	61,61,61,61	0
54	MG	BA	3004	1/1	0.94	0.08	76,76,76,76	0
54	MG	BA	3481	1/1	0.94	0.16	25,25,25,25	0
54	MG	BA	3189	1/1	0.94	0.32	41,41,41,41	0
54	MG	BA	3088	1/1	0.94	0.19	33,33,33,33	0
54	MG	CA	1710	1/1	0.94	0.09	48,48,48,48	0
54	MG	BA	3488	1/1	0.94	0.17	24,24,24,24	0
54	MG	BA	3490	1/1	0.94	0.10	28,28,28,28	0
54	MG	AA	1694	1/1	0.94	0.08	80,80,80,80	0
54	MG	BA	3495	1/1	0.94	0.13	35,35,35,35	0
54	MG	AA	1732	1/1	0.94	0.10	94,94,94,94	0
54	MG	DA	3265	1/1	0.94	0.32	44,44,44,44	0
54	MG	DA	3462	1/1	0.94	0.12	51,51,51,51	0
54	MG	BA	3195	1/1	0.94	0.22	60,60,60,60	0

Continued on next page...

Continued from previous page...

Mol	Type	Chain	Res	Atoms	RSCC	RSR	B-factors(\AA^2)	Q<0.9
54	MG	BA	3607	1/1	0.94	0.17	99,99,99,99	0
54	MG	BA	3242	1/1	0.94	0.20	38,38,38,38	0
54	MG	DA	3468	1/1	0.94	0.07	53,53,53,53	0
54	MG	DA	3126	1/1	0.94	0.59	63,63,63,63	0
54	MG	CA	1614	1/1	0.94	0.43	85,85,85,85	0
54	MG	DA	3473	1/1	0.94	0.20	38,38,38,38	0
54	MG	BA	3401	1/1	0.94	0.14	58,58,58,58	0
54	MG	DA	3477	1/1	0.94	0.15	53,53,53,53	0
54	MG	BA	3613	1/1	0.94	0.07	65,65,65,65	0
54	MG	CA	1735	1/1	0.94	0.27	69,69,69,69	0
54	MG	BA	3615	1/1	0.94	0.12	52,52,52,52	0
54	MG	DA	3482	1/1	0.94	0.19	56,56,56,56	0
54	MG	DA	3484	1/1	0.94	0.07	64,64,64,64	0
54	MG	AA	1733	1/1	0.94	0.07	78,78,78,78	0
54	MG	BA	3249	1/1	0.94	0.35	25,25,25,25	0
54	MG	AA	1626	1/1	0.94	0.42	71,71,71,71	0
54	MG	CA	1622	1/1	0.94	0.28	47,47,47,47	0
54	MG	DA	3491	1/1	0.94	0.19	44,44,44,44	0
54	MG	BA	3623	1/1	0.94	0.12	73,73,73,73	0
54	MG	DA	3494	1/1	0.94	0.14	37,37,37,37	0
54	MG	BA	3406	1/1	0.94	0.06	66,66,66,66	0
54	MG	AA	1735	1/1	0.94	0.17	110,110,110,110	0
54	MG	BA	3122	1/1	0.94	0.31	49,49,49,49	0
54	MG	CA	1752	1/1	0.94	0.13	71,71,71,71	0
54	MG	BA	3520	1/1	0.94	0.14	95,95,95,95	0
54	MG	CA	1630	1/1	0.94	0.62	72,72,72,72	0
54	MG	AC	301	1/1	0.94	0.14	57,57,57,57	0
54	MG	DA	3291	1/1	0.94	0.33	53,53,53,53	0
54	MG	DA	3292	1/1	0.94	0.27	33,33,33,33	0
54	MG	DA	3293	1/1	0.94	0.25	33,33,33,33	0
54	MG	DA	3510	1/1	0.94	0.10	74,74,74,74	0
54	MG	DA	3294	1/1	0.94	0.15	42,42,42,42	0
54	MG	BA	3336	1/1	0.94	0.12	45,45,45,45	0
54	MG	DA	3514	1/1	0.94	0.19	42,42,42,42	0
54	MG	BA	3643	1/1	0.94	0.11	59,59,59,59	0
54	MG	BA	3413	1/1	0.94	0.12	57,57,57,57	0
54	MG	BA	3155	1/1	0.94	0.19	41,41,41,41	0
54	MG	DA	3304	1/1	0.94	0.42	29,29,29,29	0
54	MG	DA	3159	1/1	0.94	0.20	45,45,45,45	0
54	MG	BA	3207	1/1	0.94	0.13	33,33,33,33	0
54	MG	BA	3528	1/1	0.94	0.17	39,39,39,39	0
54	MG	BA	3098	1/1	0.94	0.24	40,40,40,40	0

Continued on next page...

Continued from previous page...

Mol	Type	Chain	Res	Atoms	RSCC	RSR	B-factors(\AA^2)	Q<0.9
54	MG	DA	3527	1/1	0.94	0.15	91,91,91,91	0
54	MG	BA	3653	1/1	0.94	0.15	104,104,104,104	0
54	MG	AA	1615	1/1	0.94	0.36	54,54,54,54	0
54	MG	BA	3341	1/1	0.94	0.05	44,44,44,44	0
54	MG	DA	3317	1/1	0.94	0.23	47,47,47,47	0
54	MG	BA	3535	1/1	0.94	0.11	55,55,55,55	0
54	MG	BA	3129	1/1	0.94	0.37	37,37,37,37	0
54	MG	DA	3539	1/1	0.94	0.09	67,67,67,67	0
54	MG	DA	3540	1/1	0.94	0.10	53,53,53,53	0
54	MG	DA	3011	1/1	0.94	0.26	42,42,42,42	0
54	MG	AA	1722	1/1	0.94	0.18	66,66,66,66	0
54	MG	DA	3173	1/1	0.94	0.13	52,52,52,52	0
54	MG	BA	3426	1/1	0.94	0.08	37,37,37,37	0
54	MG	BA	3542	1/1	0.94	0.11	83,83,83,83	0
54	MG	BA	3268	1/1	0.94	0.37	27,27,27,27	0
54	MG	BA	3428	1/1	0.94	0.09	56,56,56,56	0
54	MG	DA	3551	1/1	0.94	0.20	62,62,62,62	0
54	MG	BA	3165	1/1	0.94	0.28	51,51,51,51	0
54	MG	CA	1653	1/1	0.94	0.80	57,57,57,57	0
54	MG	DA	3182	1/1	0.94	0.31	46,46,46,46	0
54	MG	DA	3184	1/1	0.94	0.15	46,46,46,46	0
54	MG	BA	3272	1/1	0.94	0.37	31,31,31,31	0
54	MG	DA	3561	1/1	0.94	0.19	71,71,71,71	0
54	MG	BA	3349	1/1	0.94	0.10	36,36,36,36	0
54	MG	BA	3435	1/1	0.94	0.15	48,48,48,48	0
54	MG	DA	3344	1/1	0.94	0.09	30,30,30,30	0
54	MG	DA	3568	1/1	0.94	0.11	78,78,78,78	0
54	MG	BA	3273	1/1	0.94	0.40	37,37,37,37	0
54	MG	BA	3354	1/1	0.94	0.09	37,37,37,37	0
54	MG	DA	3190	1/1	0.94	0.09	59,59,59,59	0
54	MG	DA	3579	1/1	0.94	0.08	57,57,57,57	0
54	MG	BA	3169	1/1	0.94	0.23	31,31,31,31	0
54	MG	DA	3356	1/1	0.94	0.16	60,60,60,60	0
54	MG	DA	3584	1/1	0.94	0.30	48,48,48,48	0
54	MG	DA	3357	1/1	0.94	0.19	36,36,36,36	0
54	MG	BA	3555	1/1	0.94	0.12	47,47,47,47	0
54	MG	AA	1673	1/1	0.94	0.59	60,60,60,60	0
54	MG	BA	3281	1/1	0.94	0.25	24,24,24,24	0
54	MG	DA	3035	1/1	0.94	0.17	60,60,60,60	0
54	MG	AA	1666	1/1	0.94	0.13	74,74,74,74	0
54	MG	CA	1666	1/1	0.94	0.37	64,64,64,64	0
54	MG	DA	3044	1/1	0.94	0.19	46,46,46,46	0

Continued on next page...

Continued from previous page...

Mol	Type	Chain	Res	Atoms	RSCC	RSR	B-factors(Å ²)	Q<0.9
54	MG	BA	3446	1/1	0.94	0.15	30,30,30,30	0
54	MG	DA	3047	1/1	0.94	0.15	38,38,38,38	0
54	MG	BB	221	1/1	0.94	0.06	50,50,50,50	0
54	MG	CA	1669	1/1	0.94	0.30	76,76,76,76	0
54	MG	BA	3220	1/1	0.94	0.27	31,31,31,31	0
54	MG	DA	3057	1/1	0.94	0.15	35,35,35,35	0
54	MG	CA	1671	1/1	0.94	0.42	49,49,49,49	0
54	MG	DE	302	1/1	0.94	0.35	21,21,21,21	0
54	MG	BA	3449	1/1	0.94	0.29	29,29,29,29	0
54	MG	BA	3172	1/1	0.94	0.38	47,47,47,47	0
54	MG	BA	3031	1/1	0.94	0.17	44,44,44,44	0
54	MG	CA	1675	1/1	0.94	0.59	61,61,61,61	0
54	MG	DQ	201	1/1	0.94	0.15	40,40,40,40	0
54	MG	DA	3064	1/1	0.94	0.36	48,48,48,48	0
54	MG	DR	201	1/1	0.94	0.31	40,40,40,40	0
54	MG	DA	3216	1/1	0.94	0.15	51,51,51,51	0
54	MG	BA	3224	1/1	0.94	0.28	50,50,50,50	0
54	MG	BA	3136	1/1	0.94	0.36	45,45,45,45	0
54	MG	D8	101	1/1	0.94	0.15	48,48,48,48	0
54	MG	DA	3069	1/1	0.94	0.39	42,42,42,42	0
54	MG	BA	3081	1/1	0.94	0.35	42,42,42,42	0
54	MG	DA	3072	1/1	0.94	0.49	50,50,50,50	0
54	MG	DA	3224	1/1	0.94	0.37	32,32,32,32	0
54	MG	AA	1668	1/1	0.94	0.57	62,62,62,62	0
54	MG	DA	3226	1/1	0.94	0.49	55,55,55,55	0
54	MG	DA	3441	1/1	0.95	0.26	48,48,48,48	0
54	MG	BA	3429	1/1	0.95	0.21	47,47,47,47	0
54	MG	BA	3052	1/1	0.95	0.17	52,52,52,52	0
54	MG	BA	3255	1/1	0.95	0.31	25,25,25,25	0
54	MG	DA	3135	1/1	0.95	0.32	47,47,47,47	0
54	MG	BA	3588	1/1	0.95	0.12	64,64,64,64	0
54	MG	BA	3517	1/1	0.95	0.11	26,26,26,26	0
54	MG	BA	3314	1/1	0.95	0.17	37,37,37,37	0
54	MG	DA	3269	1/1	0.95	0.29	47,47,47,47	0
54	MG	DA	3140	1/1	0.95	0.32	64,64,64,64	0
54	MG	DA	3455	1/1	0.95	0.05	68,68,68,68	0
54	MG	DA	3007	1/1	0.95	0.14	48,48,48,48	0
54	MG	BF	301	1/1	0.95	0.21	33,33,33,33	0
54	MG	DA	3010	1/1	0.95	0.18	42,42,42,42	0
54	MG	BA	3070	1/1	0.95	0.20	37,37,37,37	0
54	MG	BA	3521	1/1	0.95	0.09	40,40,40,40	0
54	MG	DA	3013	1/1	0.95	0.12	37,37,37,37	0

Continued on next page...

Continued from previous page...

Mol	Type	Chain	Res	Atoms	RSCC	RSR	B-factors(\AA^2)	Q<0.9
54	MG	BA	3378	1/1	0.95	0.16	25,25,25,25	0
54	MG	BA	3157	1/1	0.95	0.30	48,48,48,48	0
54	MG	BA	3071	1/1	0.95	0.17	34,34,34,34	0
54	MG	BQ	203	1/1	0.95	0.12	73,73,73,73	0
54	MG	AA	1700	1/1	0.95	0.09	42,42,42,42	0
54	MG	DA	3154	1/1	0.95	0.33	26,26,26,26	0
54	MG	DA	3155	1/1	0.95	0.37	64,64,64,64	0
54	MG	DA	3472	1/1	0.95	0.33	50,50,50,50	0
54	MG	DA	3156	1/1	0.95	0.20	35,35,35,35	0
54	MG	BA	3441	1/1	0.95	0.08	56,56,56,56	0
54	MG	DA	3161	1/1	0.95	0.34	39,39,39,39	0
54	MG	BA	3608	1/1	0.95	0.26	71,71,71,71	0
54	MG	BA	3384	1/1	0.95	0.15	88,88,88,88	0
54	MG	BA	3610	1/1	0.95	0.08	63,63,63,63	0
54	MG	DA	3026	1/1	0.95	0.08	39,39,39,39	0
54	MG	BW	202	1/1	0.95	0.12	33,33,33,33	0
54	MG	DA	3485	1/1	0.95	0.26	58,58,58,58	0
54	MG	BA	3529	1/1	0.95	0.07	65,65,65,65	0
54	MG	BA	3093	1/1	0.95	0.19	42,42,42,42	0
54	MG	BA	3228	1/1	0.95	0.40	37,37,37,37	0
54	MG	B1	101	1/1	0.95	0.18	45,45,45,45	0
54	MG	DA	3299	1/1	0.95	0.42	65,65,65,65	0
54	MG	DA	3300	1/1	0.95	0.14	41,41,41,41	0
54	MG	DA	3301	1/1	0.95	0.46	50,50,50,50	0
54	MG	B2	101	1/1	0.95	0.17	45,45,45,45	0
54	MG	BA	3533	1/1	0.95	0.14	61,61,61,61	0
54	MG	BA	3617	1/1	0.95	0.07	94,94,94,94	0
54	MG	BA	3618	1/1	0.95	0.08	52,52,52,52	0
54	MG	BA	3265	1/1	0.95	0.39	29,29,29,29	0
54	MG	DA	3311	1/1	0.95	0.35	26,26,26,26	0
54	MG	DA	3045	1/1	0.95	0.12	38,38,38,38	0
54	MG	DA	3313	1/1	0.95	0.35	29,29,29,29	0
54	MG	DA	3178	1/1	0.95	0.33	32,32,32,32	0
54	MG	BA	3389	1/1	0.95	0.18	46,46,46,46	0
54	MG	CA	1691	1/1	0.95	0.42	51,51,51,51	0
54	MG	DA	3511	1/1	0.95	0.09	49,49,49,49	0
54	MG	BA	3028	1/1	0.95	0.15	22,22,22,22	0
54	MG	BA	3392	1/1	0.95	0.13	110,110,110,110	0
54	MG	DA	3320	1/1	0.95	0.14	38,38,38,38	0
54	MG	DA	3051	1/1	0.95	0.14	38,38,38,38	0
54	MG	DA	3053	1/1	0.95	0.14	40,40,40,40	0
54	MG	DA	3520	1/1	0.95	0.13	56,56,56,56	0

Continued on next page...

Continued from previous page...

Mol	Type	Chain	Res	Atoms	RSCC	RSR	B-factors(\AA^2)	Q<0.9
54	MG	DA	3054	1/1	0.95	0.12	46,46,46,46	0
54	MG	BA	3453	1/1	0.95	0.08	46,46,46,46	0
54	MG	DA	3056	1/1	0.95	0.18	43,43,43,43	0
54	MG	BA	3632	1/1	0.95	0.05	54,54,54,54	0
54	MG	CA	1696	1/1	0.95	0.43	61,61,61,61	0
54	MG	BA	3633	1/1	0.95	0.12	43,43,43,43	0
54	MG	AA	1687	1/1	0.95	0.18	62,62,62,62	0
54	MG	CA	1699	1/1	0.95	0.16	83,83,83,83	0
54	MG	BA	3166	1/1	0.95	0.29	36,36,36,36	0
54	MG	DA	3531	1/1	0.95	0.18	91,91,91,91	0
54	MG	BA	3639	1/1	0.95	0.20	65,65,65,65	0
54	MG	BA	3457	1/1	0.95	0.19	27,27,27,27	0
54	MG	AA	1631	1/1	0.95	0.16	41,41,41,41	0
54	MG	DA	3067	1/1	0.95	0.23	49,49,49,49	0
54	MG	BA	3202	1/1	0.95	0.16	48,48,48,48	0
54	MG	DA	3349	1/1	0.95	0.15	35,35,35,35	0
54	MG	BA	3460	1/1	0.95	0.30	61,61,61,61	0
54	MG	DA	3071	1/1	0.95	0.19	44,44,44,44	0
54	MG	BA	3275	1/1	0.95	0.29	26,26,26,26	0
54	MG	BA	3116	1/1	0.95	0.17	53,53,53,53	0
54	MG	BA	3058	1/1	0.95	0.14	32,32,32,32	0
54	MG	DA	3546	1/1	0.95	0.11	64,64,64,64	0
54	MG	DA	3547	1/1	0.95	0.17	29,29,29,29	0
54	MG	DA	3210	1/1	0.95	0.26	53,53,53,53	0
54	MG	DA	3359	1/1	0.95	0.10	33,33,33,33	0
54	MG	CA	1619	1/1	0.95	0.15	50,50,50,50	0
54	MG	DA	3552	1/1	0.95	0.39	35,35,35,35	0
54	MG	DA	3553	1/1	0.95	0.08	54,54,54,54	0
54	MG	AA	1695	1/1	0.95	0.11	74,74,74,74	0
54	MG	BA	3651	1/1	0.95	0.21	87,87,87,87	0
54	MG	DA	3084	1/1	0.95	0.24	37,37,37,37	0
54	MG	BA	3652	1/1	0.95	0.06	97,97,97,97	0
54	MG	BA	3174	1/1	0.95	0.18	32,32,32,32	0
54	MG	DA	3560	1/1	0.95	0.14	57,57,57,57	0
54	MG	CA	1715	1/1	0.95	0.05	103,103,103,103	0
54	MG	DA	3219	1/1	0.95	0.16	38,38,38,38	0
54	MG	DA	3564	1/1	0.95	0.10	61,61,61,61	0
54	MG	BA	3344	1/1	0.95	0.31	61,61,61,61	0
54	MG	BA	3286	1/1	0.95	0.46	52,52,52,52	0
54	MG	DA	3379	1/1	0.95	0.12	59,59,59,59	0
54	MG	BA	3560	1/1	0.95	0.08	74,74,74,74	0
54	MG	DA	3381	1/1	0.95	0.05	42,42,42,42	0

Continued on next page...

Continued from previous page...

Mol	Type	Chain	Res	Atoms	RSCC	RSR	B-factors(\AA^2)	Q<0.9
54	MG	DA	3574	1/1	0.95	0.07	41,41,41,41	0
54	MG	BA	3657	1/1	0.95	0.45	65,65,65,65	0
54	MG	CA	1725	1/1	0.95	0.17	65,65,65,65	0
54	MG	BA	3208	1/1	0.95	0.28	38,38,38,38	0
54	MG	BA	3476	1/1	0.95	0.18	49,49,49,49	0
54	MG	BA	3209	1/1	0.95	0.21	56,56,56,56	0
54	MG	DA	3393	1/1	0.95	0.14	41,41,41,41	0
54	MG	CA	1734	1/1	0.95	0.23	66,66,66,66	0
54	MG	BB	201	1/1	0.95	0.12	57,57,57,57	0
54	MG	BA	3079	1/1	0.95	0.20	50,50,50,50	0
54	MG	BA	3409	1/1	0.95	0.07	68,68,68,68	0
54	MG	DA	3233	1/1	0.95	0.14	38,38,38,38	0
54	MG	DA	3406	1/1	0.95	0.07	58,58,58,58	0
54	MG	DA	3104	1/1	0.95	0.22	34,34,34,34	0
54	MG	DA	3108	1/1	0.95	0.11	42,42,42,42	0
54	MG	BA	3351	1/1	0.95	0.08	60,60,60,60	0
54	MG	BA	3033	1/1	0.95	0.10	36,36,36,36	0
54	MG	DA	3598	1/1	0.95	0.11	76,76,76,76	0
54	MG	CA	1742	1/1	0.95	0.07	113,113,113,113	0
54	MG	DB	203	1/1	0.95	0.39	58,58,58,58	0
54	MG	DA	3241	1/1	0.95	0.27	35,35,35,35	0
54	MG	AA	1667	1/1	0.95	0.19	38,38,38,38	0
54	MG	AA	1725	1/1	0.95	0.20	56,56,56,56	0
54	MG	BA	3244	1/1	0.95	0.14	30,30,30,30	0
54	MG	BA	3245	1/1	0.95	0.34	23,23,23,23	0
54	MG	DA	3118	1/1	0.95	0.24	43,43,43,43	0
54	MG	DO	201	1/1	0.95	0.09	120,120,120,120	0
54	MG	DA	3249	1/1	0.95	0.29	49,49,49,49	0
54	MG	BA	3246	1/1	0.95	0.47	20,20,20,20	0
54	MG	BA	3125	1/1	0.95	0.31	45,45,45,45	0
54	MG	BA	3364	1/1	0.95	0.07	81,81,81,81	0
54	MG	DA	3429	1/1	0.95	0.07	56,56,56,56	0
54	MG	DA	3430	1/1	0.95	0.12	30,30,30,30	0
54	MG	BA	3049	1/1	0.95	0.37	53,53,53,53	0
54	MG	D0	101	1/1	0.95	0.09	41,41,41,41	0
54	MG	BA	3251	1/1	0.95	0.25	27,27,27,27	0
54	MG	BB	217	1/1	0.95	0.11	67,67,67,67	0
54	MG	AA	1639	1/1	0.95	0.45	67,67,67,67	0
54	MG	BA	3253	1/1	0.95	0.44	19,19,19,19	0
54	MG	BA	3513	1/1	0.95	0.09	86,86,86,86	0
54	MG	BB	222	1/1	0.95	0.18	80,80,80,80	0
54	MG	DA	3131	1/1	0.95	0.32	56,56,56,56	0

Continued on next page...

Continued from previous page...

Mol	Type	Chain	Res	Atoms	RSCC	RSR	B-factors(\AA^2)	Q<0.9
54	MG	DA	3439	1/1	0.95	0.07	57,57,57,57	0
55	ZN	D9	101	1/1	0.95	0.06	65,65,65,65	0
54	MG	DA	3043	1/1	0.96	0.10	54,54,54,54	0
54	MG	AA	1685	1/1	0.96	0.10	71,71,71,71	0
54	MG	DA	3168	1/1	0.96	0.20	42,42,42,42	0
54	MG	BA	3545	1/1	0.96	0.07	43,43,43,43	0
54	MG	BA	3167	1/1	0.96	0.45	31,31,31,31	0
54	MG	BA	3168	1/1	0.96	0.26	28,28,28,28	0
54	MG	BA	3467	1/1	0.96	0.24	30,30,30,30	0
54	MG	BA	3640	1/1	0.96	0.14	116,116,116,116	0
54	MG	AA	1691	1/1	0.96	0.12	43,43,43,43	0
54	MG	BA	3140	1/1	0.96	0.56	36,36,36,36	0
54	MG	BA	3069	1/1	0.96	0.36	42,42,42,42	0
54	MG	AA	1711	1/1	0.96	0.24	46,46,46,46	0
54	MG	BA	3211	1/1	0.96	0.10	26,26,26,26	0
54	MG	BA	3647	1/1	0.96	0.15	70,70,70,70	0
54	MG	DA	3302	1/1	0.96	0.51	21,21,21,21	0
54	MG	DA	3303	1/1	0.96	0.48	34,34,34,34	0
54	MG	BA	3556	1/1	0.96	0.20	57,57,57,57	0
54	MG	DA	3475	1/1	0.96	0.11	30,30,30,30	0
54	MG	AA	1701	1/1	0.96	0.12	48,48,48,48	0
54	MG	DA	3183	1/1	0.96	0.45	26,26,26,26	0
54	MG	DA	3307	1/1	0.96	0.22	35,35,35,35	0
54	MG	BA	3042	1/1	0.96	0.27	40,40,40,40	0
54	MG	BA	3296	1/1	0.96	0.22	43,43,43,43	0
54	MG	DA	3310	1/1	0.96	0.37	28,28,28,28	0
54	MG	BA	3561	1/1	0.96	0.09	54,54,54,54	0
54	MG	BA	3247	1/1	0.96	0.46	26,26,26,26	0
54	MG	CA	1709	1/1	0.96	0.14	63,63,63,63	0
54	MG	BA	3145	1/1	0.96	0.20	44,44,44,44	0
54	MG	DA	3315	1/1	0.96	0.11	31,31,31,31	0
54	MG	BA	3412	1/1	0.96	0.17	78,78,78,78	0
54	MG	BA	3106	1/1	0.96	0.21	52,52,52,52	0
54	MG	CA	1624	1/1	0.96	0.54	63,63,63,63	0
54	MG	DA	3493	1/1	0.96	0.04	63,63,63,63	0
54	MG	AA	1672	1/1	0.96	0.41	46,46,46,46	0
54	MG	BA	3487	1/1	0.96	0.15	20,20,20,20	0
54	MG	BA	3415	1/1	0.96	0.08	33,33,33,33	0
54	MG	DA	3498	1/1	0.96	0.10	28,28,28,28	0
54	MG	BA	3362	1/1	0.96	0.10	43,43,43,43	0
54	MG	DA	3323	1/1	0.96	0.13	40,40,40,40	0
54	MG	DA	3501	1/1	0.96	0.08	58,58,58,58	0

Continued on next page...

Continued from previous page...

Mol	Type	Chain	Res	Atoms	RSCC	RSR	B-factors(\AA^2)	Q<0.9
54	MG	BA	3148	1/1	0.96	0.23	47,47,47,47	0
54	MG	DA	3076	1/1	0.96	0.15	42,42,42,42	0
54	MG	BA	3126	1/1	0.96	0.22	41,41,41,41	0
54	MG	DA	3327	1/1	0.96	0.49	52,52,52,52	0
54	MG	DA	3079	1/1	0.96	0.18	47,47,47,47	0
54	MG	DA	3080	1/1	0.96	0.16	44,44,44,44	0
54	MG	CA	1723	1/1	0.96	0.13	55,55,55,55	0
54	MG	DA	3082	1/1	0.96	0.42	36,36,36,36	0
54	MG	DA	3205	1/1	0.96	0.28	47,47,47,47	0
54	MG	DA	3206	1/1	0.96	0.60	52,52,52,52	0
54	MG	BB	203	1/1	0.96	0.23	70,70,70,70	0
54	MG	DA	3208	1/1	0.96	0.39	53,53,53,53	0
54	MG	BA	3127	1/1	0.96	0.28	38,38,38,38	0
54	MG	CA	1730	1/1	0.96	0.10	62,62,62,62	0
54	MG	BA	3059	1/1	0.96	0.12	48,48,48,48	0
54	MG	DA	3347	1/1	0.96	0.17	35,35,35,35	0
54	MG	DA	3348	1/1	0.96	0.15	41,41,41,41	0
54	MG	AA	1728	1/1	0.96	0.12	53,53,53,53	0
54	MG	DA	3351	1/1	0.96	0.12	40,40,40,40	0
54	MG	BA	3223	1/1	0.96	0.51	60,60,60,60	0
54	MG	BA	3508	1/1	0.96	0.14	29,29,29,29	0
54	MG	BA	3509	1/1	0.96	0.15	50,50,50,50	0
54	MG	BA	3313	1/1	0.96	0.08	37,37,37,37	0
54	MG	BA	3371	1/1	0.96	0.11	33,33,33,33	0
54	MG	BA	3130	1/1	0.96	0.24	43,43,43,43	0
54	MG	DA	3534	1/1	0.96	0.14	28,28,28,28	0
54	MG	DA	3535	1/1	0.96	0.15	64,64,64,64	0
54	MG	CA	1641	1/1	0.96	0.09	52,52,52,52	0
54	MG	AA	1693	1/1	0.96	0.11	51,51,51,51	0
54	MG	BA	3376	1/1	0.96	0.11	26,26,26,26	0
54	MG	DA	3362	1/1	0.96	0.10	26,26,26,26	0
54	MG	BA	3226	1/1	0.96	0.22	50,50,50,50	0
54	MG	BA	3321	1/1	0.96	0.06	32,32,32,32	0
54	MG	DA	3367	1/1	0.96	0.24	30,30,30,30	0
54	MG	BA	3518	1/1	0.96	0.10	50,50,50,50	0
54	MG	DA	3369	1/1	0.96	0.07	50,50,50,50	0
54	MG	DA	3106	1/1	0.96	0.40	37,37,37,37	0
54	MG	BA	3263	1/1	0.96	0.38	36,36,36,36	0
54	MG	BA	3381	1/1	0.96	0.06	66,66,66,66	0
54	MG	BA	3324	1/1	0.96	0.10	42,42,42,42	0
54	MG	BA	3325	1/1	0.96	0.11	40,40,40,40	0
54	MG	BA	3597	1/1	0.96	0.24	84,84,84,84	0

Continued on next page...

Continued from previous page...

Mol	Type	Chain	Res	Atoms	RSCC	RSR	B-factors(\AA^2)	Q<0.9
54	MG	DA	3232	1/1	0.96	0.32	57,57,57,57	0
54	MG	CA	1654	1/1	0.96	0.13	65,65,65,65	0
54	MG	BA	3440	1/1	0.96	0.07	46,46,46,46	0
54	MG	BD	303	1/1	0.96	0.18	35,35,35,35	0
54	MG	BA	3192	1/1	0.96	0.10	51,51,51,51	0
54	MG	DA	3385	1/1	0.96	0.09	49,49,49,49	0
54	MG	DA	3386	1/1	0.96	0.08	39,39,39,39	0
54	MG	AA	1648	1/1	0.96	0.43	44,44,44,44	0
54	MG	DA	3389	1/1	0.96	0.07	51,51,51,51	0
54	MG	DA	3390	1/1	0.96	0.07	47,47,47,47	0
54	MG	BA	3604	1/1	0.96	0.07	50,50,50,50	0
54	MG	DA	3392	1/1	0.96	0.14	35,35,35,35	0
54	MG	BA	3605	1/1	0.96	0.07	55,55,55,55	0
54	MG	DA	3395	1/1	0.96	0.11	39,39,39,39	0
54	MG	DA	3396	1/1	0.96	0.17	52,52,52,52	0
54	MG	BA	3386	1/1	0.96	0.09	40,40,40,40	0
54	MG	BA	3445	1/1	0.96	0.17	31,31,31,31	0
54	MG	DA	3575	1/1	0.96	0.21	35,35,35,35	0
54	MG	BA	3112	1/1	0.96	0.19	55,55,55,55	0
54	MG	DA	3006	1/1	0.96	0.29	38,38,38,38	0
54	MG	DA	3581	1/1	0.96	0.09	52,52,52,52	0
54	MG	BA	3530	1/1	0.96	0.14	56,56,56,56	0
54	MG	DA	3405	1/1	0.96	0.16	32,32,32,32	0
54	MG	BA	3160	1/1	0.96	0.35	39,39,39,39	0
54	MG	DA	3009	1/1	0.96	0.27	46,46,46,46	0
54	MG	BA	3078	1/1	0.96	0.27	30,30,30,30	0
54	MG	BA	3135	1/1	0.96	0.41	45,45,45,45	0
54	MG	DA	3253	1/1	0.96	0.09	50,50,50,50	0
54	MG	BR	201	1/1	0.96	0.17	29,29,29,29	0
54	MG	BA	3391	1/1	0.96	0.11	39,39,39,39	0
54	MG	BA	3199	1/1	0.96	0.14	41,41,41,41	0
54	MG	AA	1610	1/1	0.96	0.41	56,56,56,56	0
54	MG	BA	3619	1/1	0.96	0.13	64,64,64,64	0
54	MG	DA	3018	1/1	0.96	0.20	54,54,54,54	0
54	MG	BA	3620	1/1	0.96	0.05	68,68,68,68	0
54	MG	BA	3276	1/1	0.96	0.24	23,23,23,23	0
54	MG	BA	3395	1/1	0.96	0.10	60,60,60,60	0
54	MG	B0	102	1/1	0.96	0.17	54,54,54,54	0
54	MG	DA	3023	1/1	0.96	0.06	43,43,43,43	0
54	MG	DB	207	1/1	0.96	0.24	57,57,57,57	0
54	MG	DB	208	1/1	0.96	0.10	104,104,104,104	0
54	MG	CA	1678	1/1	0.96	0.24	55,55,55,55	0

Continued on next page...

Continued from previous page...

Mol	Type	Chain	Res	Atoms	RSCC	RSR	B-factors(Å ²)	Q<0.9
54	MG	DD	302	1/1	0.96	0.41	38,38,38,38	0
54	MG	BA	3541	1/1	0.96	0.09	42,42,42,42	0
54	MG	BA	3625	1/1	0.96	0.06	53,53,53,53	0
54	MG	BA	3278	1/1	0.96	0.38	30,30,30,30	0
54	MG	DE	304	1/1	0.96	0.21	42,42,42,42	0
54	MG	DA	3150	1/1	0.96	0.33	42,42,42,42	0
54	MG	AA	1665	1/1	0.96	0.10	51,51,51,51	0
54	MG	BA	3628	1/1	0.96	0.15	35,35,35,35	0
54	MG	BA	3629	1/1	0.96	0.09	24,24,24,24	0
54	MG	B9	102	1/1	0.96	0.12	28,28,28,28	0
54	MG	CA	1601	1/1	0.96	0.21	45,45,45,45	0
54	MG	CA	1687	1/1	0.96	0.22	62,62,62,62	0
54	MG	DA	3440	1/1	0.96	0.28	42,42,42,42	0
54	MG	DA	3157	1/1	0.96	0.35	44,44,44,44	0
54	MG	DA	3158	1/1	0.96	0.29	46,46,46,46	0
54	MG	DA	3036	1/1	0.96	0.29	44,44,44,44	0
54	MG	DA	3160	1/1	0.96	0.10	42,42,42,42	0
54	MG	DA	3037	1/1	0.96	0.12	43,43,43,43	0
55	ZN	AD	301	1/1	0.96	0.28	74,74,74,74	0
54	MG	DA	3039	1/1	0.96	0.20	28,28,28,28	0
54	MG	DA	3448	1/1	0.96	0.10	42,42,42,42	0
54	MG	CA	1689	1/1	0.96	0.38	61,61,61,61	0
54	MG	DA	3041	1/1	0.96	0.51	36,36,36,36	0
55	ZN	DY	201	1/1	0.96	0.05	94,94,94,94	0
54	MG	CA	1690	1/1	0.96	0.25	64,64,64,64	0
54	MG	DA	3453	1/1	0.96	0.07	79,79,79,79	0
54	MG	DA	3467	1/1	0.97	0.11	43,43,43,43	0
54	MG	BA	3227	1/1	0.97	0.14	32,32,32,32	0
54	MG	BA	3480	1/1	0.97	0.13	31,31,31,31	0
54	MG	BA	3299	1/1	0.97	0.28	66,66,66,66	0
54	MG	DA	3471	1/1	0.97	0.19	31,31,31,31	0
54	MG	DA	3062	1/1	0.97	0.36	49,49,49,49	0
54	MG	AA	1608	1/1	0.97	0.33	67,67,67,67	0
54	MG	DA	3474	1/1	0.97	0.10	30,30,30,30	0
54	MG	BA	3484	1/1	0.97	0.18	27,27,27,27	0
54	MG	CA	1623	1/1	0.97	0.39	43,43,43,43	0
54	MG	BA	3485	1/1	0.97	0.10	32,32,32,32	0
54	MG	AA	1652	1/1	0.97	0.25	49,49,49,49	0
54	MG	BA	3360	1/1	0.97	0.22	35,35,35,35	0
54	MG	BA	3302	1/1	0.97	0.13	47,47,47,47	0
54	MG	BA	3489	1/1	0.97	0.15	23,23,23,23	0
54	MG	CA	1721	1/1	0.97	0.21	64,64,64,64	0

Continued on next page...

Continued from previous page...

Mol	Type	Chain	Res	Atoms	RSCC	RSR	B-factors(\AA^2)	Q<0.9
54	MG	BA	3568	1/1	0.97	0.12	39,39,39,39	0
54	MG	CA	1724	1/1	0.97	0.11	49,49,49,49	0
54	MG	BA	3420	1/1	0.97	0.19	61,61,61,61	0
54	MG	CA	1726	1/1	0.97	0.19	52,52,52,52	0
54	MG	CA	1727	1/1	0.97	0.17	46,46,46,46	0
54	MG	DA	3490	1/1	0.97	0.12	33,33,33,33	0
54	MG	DA	3078	1/1	0.97	0.17	48,48,48,48	0
54	MG	CA	1728	1/1	0.97	0.16	60,60,60,60	0
54	MG	BA	3491	1/1	0.97	0.10	28,28,28,28	0
54	MG	DA	3335	1/1	0.97	0.10	36,36,36,36	0
54	MG	DA	3337	1/1	0.97	0.28	30,30,30,30	0
54	MG	DA	3496	1/1	0.97	0.20	66,66,66,66	0
54	MG	DA	3338	1/1	0.97	0.21	42,42,42,42	0
54	MG	BA	3259	1/1	0.97	0.34	27,27,27,27	0
54	MG	BA	3493	1/1	0.97	0.20	40,40,40,40	0
54	MG	DA	3341	1/1	0.97	0.14	43,43,43,43	0
54	MG	DA	3083	1/1	0.97	0.22	37,37,37,37	0
54	MG	BA	3573	1/1	0.97	0.21	23,23,23,23	0
54	MG	CA	1733	1/1	0.97	0.14	82,82,82,82	0
54	MG	BA	3494	1/1	0.97	0.13	34,34,34,34	0
54	MG	BA	3576	1/1	0.97	0.19	21,21,21,21	0
54	MG	DA	3088	1/1	0.97	0.39	55,55,55,55	0
54	MG	BA	3260	1/1	0.97	0.39	30,30,30,30	0
54	MG	BA	3365	1/1	0.97	0.07	69,69,69,69	0
54	MG	BA	3497	1/1	0.97	0.26	61,61,61,61	0
54	MG	BA	3499	1/1	0.97	0.12	60,60,60,60	0
54	MG	CA	1741	1/1	0.97	0.31	79,79,79,79	0
54	MG	AA	1720	1/1	0.97	0.07	68,68,68,68	0
54	MG	CA	1743	1/1	0.97	0.08	61,61,61,61	0
54	MG	CA	1744	1/1	0.97	0.06	83,83,83,83	0
54	MG	DA	3518	1/1	0.97	0.09	69,69,69,69	0
54	MG	DA	3097	1/1	0.97	0.26	23,23,23,23	0
54	MG	AA	1721	1/1	0.97	0.06	62,62,62,62	0
54	MG	BA	3505	1/1	0.97	0.21	41,41,41,41	0
54	MG	CA	1644	1/1	0.97	0.26	53,53,53,53	0
54	MG	DA	3102	1/1	0.97	0.47	40,40,40,40	0
54	MG	DA	3365	1/1	0.97	0.08	40,40,40,40	0
54	MG	CA	1748	1/1	0.97	0.06	58,58,58,58	0
54	MG	CA	1749	1/1	0.97	0.23	61,61,61,61	0
54	MG	BA	3307	1/1	0.97	0.11	44,44,44,44	0
54	MG	DA	3529	1/1	0.97	0.09	56,56,56,56	0
54	MG	DA	3107	1/1	0.97	0.08	54,54,54,54	0

Continued on next page...

Continued from previous page...

Mol	Type	Chain	Res	Atoms	RSCC	RSR	B-factors(\AA^2)	Q<0.9
54	MG	AA	1602	1/1	0.97	0.29	89,89,89,89	0
54	MG	CA	1647	1/1	0.97	0.15	86,86,86,86	0
54	MG	DA	3533	1/1	0.97	0.10	89,89,89,89	0
54	MG	BB	214	1/1	0.97	0.12	40,40,40,40	0
54	MG	DA	3373	1/1	0.97	0.27	32,32,32,32	0
54	MG	DA	3234	1/1	0.97	0.18	41,41,41,41	0
54	MG	DA	3376	1/1	0.97	0.14	30,30,30,30	0
54	MG	BA	3310	1/1	0.97	0.35	23,23,23,23	0
54	MG	BA	3047	1/1	0.97	0.30	35,35,35,35	0
54	MG	DA	3114	1/1	0.97	0.39	30,30,30,30	0
54	MG	BA	3511	1/1	0.97	0.15	32,32,32,32	0
54	MG	BA	3064	1/1	0.97	0.24	34,34,34,34	0
54	MG	BA	3206	1/1	0.97	0.26	49,49,49,49	0
54	MG	DA	3243	1/1	0.97	0.22	28,28,28,28	0
54	MG	BB	220	1/1	0.97	0.18	60,60,60,60	0
54	MG	CA	1760	1/1	0.97	0.09	87,87,87,87	0
54	MG	BA	3434	1/1	0.97	0.11	62,62,62,62	0
54	MG	DA	3388	1/1	0.97	0.14	43,43,43,43	0
54	MG	DA	3121	1/1	0.97	0.13	34,34,34,34	0
54	MG	BA	3315	1/1	0.97	0.15	31,31,31,31	0
54	MG	BA	3316	1/1	0.97	0.13	45,45,45,45	0
54	MG	DA	3124	1/1	0.97	0.37	37,37,37,37	0
54	MG	BA	3595	1/1	0.97	0.29	27,27,27,27	0
54	MG	CA	1659	1/1	0.97	0.20	48,48,48,48	0
54	MG	BA	3596	1/1	0.97	0.07	48,48,48,48	0
54	MG	BA	3006	1/1	0.97	0.19	25,25,25,25	0
54	MG	DA	3005	1/1	0.97	0.23	77,77,77,77	0
54	MG	DA	3399	1/1	0.97	0.10	51,51,51,51	0
54	MG	BA	3066	1/1	0.97	0.35	39,39,39,39	0
54	MG	DA	3562	1/1	0.97	0.14	58,58,58,58	0
54	MG	BA	3599	1/1	0.97	0.17	30,30,30,30	0
54	MG	BE	303	1/1	0.97	0.13	26,26,26,26	0
54	MG	BA	3271	1/1	0.97	0.14	30,30,30,30	0
54	MG	BA	3322	1/1	0.97	0.08	37,37,37,37	0
54	MG	BA	3602	1/1	0.97	0.05	56,56,56,56	0
54	MG	AA	1696	1/1	0.97	0.16	66,66,66,66	0
54	MG	BA	3178	1/1	0.97	0.29	43,43,43,43	0
54	MG	DA	3573	1/1	0.97	0.24	31,31,31,31	0
54	MG	DA	3138	1/1	0.97	0.31	41,41,41,41	0
54	MG	DA	3014	1/1	0.97	0.19	31,31,31,31	0
54	MG	BA	3606	1/1	0.97	0.10	34,34,34,34	0
54	MG	DA	3578	1/1	0.97	0.22	29,29,29,29	0

Continued on next page...

Continued from previous page...

Mol	Type	Chain	Res	Atoms	RSCC	RSR	B-factors(\AA^2)	Q<0.9
54	MG	BA	3274	1/1	0.97	0.29	26,26,26,26	0
54	MG	BA	3326	1/1	0.97	0.11	49,49,49,49	0
54	MG	DA	3415	1/1	0.97	0.11	43,43,43,43	0
54	MG	DA	3143	1/1	0.97	0.20	60,60,60,60	0
54	MG	AA	1724	1/1	0.97	0.27	74,74,74,74	0
54	MG	DA	3418	1/1	0.97	0.15	31,31,31,31	0
54	MG	BA	3089	1/1	0.97	0.32	41,41,41,41	0
54	MG	DA	3420	1/1	0.97	0.22	37,37,37,37	0
54	MG	BA	3611	1/1	0.97	0.08	44,44,44,44	0
54	MG	DA	3422	1/1	0.97	0.18	43,43,43,43	0
54	MG	BA	3051	1/1	0.97	0.17	48,48,48,48	0
54	MG	BA	3156	1/1	0.97	0.27	39,39,39,39	0
54	MG	BA	3614	1/1	0.97	0.04	66,66,66,66	0
54	MG	BA	3451	1/1	0.97	0.21	28,28,28,28	0
54	MG	AA	1715	1/1	0.97	0.10	61,61,61,61	0
54	MG	BA	3334	1/1	0.97	0.09	51,51,51,51	0
54	MG	DA	3279	1/1	0.97	0.12	44,44,44,44	0
54	MG	BA	3184	1/1	0.97	0.21	40,40,40,40	0
54	MG	BA	3282	1/1	0.97	0.33	27,27,27,27	0
54	MG	BA	3283	1/1	0.97	0.45	21,21,21,21	0
54	MG	DB	205	1/1	0.97	0.16	55,55,55,55	0
54	MG	DB	206	1/1	0.97	0.26	58,58,58,58	0
54	MG	BA	3284	1/1	0.97	0.37	24,24,24,24	0
54	MG	BA	3092	1/1	0.97	0.40	26,26,26,26	0
54	MG	DA	3285	1/1	0.97	0.04	64,64,64,64	0
54	MG	B5	102	1/1	0.97	0.10	52,52,52,52	0
54	MG	DA	3034	1/1	0.97	0.10	32,32,32,32	0
54	MG	CA	1688	1/1	0.97	0.35	54,54,54,54	0
54	MG	BA	3187	1/1	0.97	0.59	42,42,42,42	0
54	MG	BA	3624	1/1	0.97	0.11	36,36,36,36	0
54	MG	BA	3540	1/1	0.97	0.13	35,35,35,35	0
54	MG	BA	3248	1/1	0.97	0.41	27,27,27,27	0
54	MG	DA	3446	1/1	0.97	0.24	42,42,42,42	0
54	MG	AA	1726	1/1	0.97	0.14	86,86,86,86	0
54	MG	BA	3464	1/1	0.97	0.11	39,39,39,39	0
54	MG	BA	3289	1/1	0.97	0.34	34,34,34,34	0
54	MG	BA	3023	1/1	0.97	0.14	52,52,52,52	0
54	MG	AA	1630	1/1	0.97	0.26	39,39,39,39	0
54	MG	BA	3636	1/1	0.97	0.06	28,28,28,28	0
54	MG	BA	3163	1/1	0.97	0.28	23,23,23,23	0
54	MG	D0	102	1/1	0.97	0.16	72,72,72,72	0
54	MG	BA	3293	1/1	0.97	0.18	48,48,48,48	0

Continued on next page...

Continued from previous page...

Mol	Type	Chain	Res	Atoms	RSCC	RSR	B-factors(Å ²)	Q<0.9
54	MG	BA	3472	1/1	0.97	0.27	26,26,26,26	0
54	MG	BA	3551	1/1	0.97	0.11	82,82,82,82	0
54	MG	DA	3052	1/1	0.97	0.37	52,52,52,52	0
54	MG	BA	3294	1/1	0.97	0.18	39,39,39,39	0
54	MG	AA	1710	1/1	0.97	0.07	79,79,79,79	0
54	MG	BA	3352	1/1	0.97	0.14	81,81,81,81	0
54	MG	BA	3644	1/1	0.97	0.08	88,88,88,88	0
55	ZN	CN	101	1/1	0.97	0.08	107,107,107,107	0
54	MG	BA	3118	1/1	0.97	0.22	44,44,44,44	0
54	MG	DA	3181	1/1	0.97	0.28	49,49,49,49	0
54	MG	BA	3057	1/1	0.97	0.24	51,51,51,51	0
54	MG	BA	3630	1/1	0.98	0.08	34,34,34,34	0
54	MG	BA	3419	1/1	0.98	0.40	21,21,21,21	0
54	MG	BA	3537	1/1	0.98	0.17	31,31,31,31	0
54	MG	DA	3463	1/1	0.98	0.09	69,69,69,69	0
54	MG	BA	3635	1/1	0.98	0.08	23,23,23,23	0
54	MG	CA	1719	1/1	0.98	0.07	54,54,54,54	0
54	MG	DA	3549	1/1	0.98	0.20	45,45,45,45	0
54	MG	BA	3454	1/1	0.98	0.12	25,25,25,25	0
54	MG	DA	3068	1/1	0.98	0.12	33,33,33,33	0
54	MG	BA	3361	1/1	0.98	0.04	59,59,59,59	0
54	MG	CA	1722	1/1	0.98	0.08	71,71,71,71	0
54	MG	DA	3554	1/1	0.98	0.09	47,47,47,47	0
54	MG	BA	3158	1/1	0.98	0.09	40,40,40,40	0
54	MG	BA	3099	1/1	0.98	0.16	46,46,46,46	0
54	MG	DA	3394	1/1	0.98	0.06	47,47,47,47	0
54	MG	BA	3312	1/1	0.98	0.10	51,51,51,51	0
54	MG	BA	3498	1/1	0.98	0.08	32,32,32,32	0
54	MG	AA	1698	1/1	0.98	0.15	69,69,69,69	0
54	MG	BA	3500	1/1	0.98	0.17	44,44,44,44	0
54	MG	BA	3502	1/1	0.98	0.24	34,34,34,34	0
54	MG	BA	3186	1/1	0.98	0.35	26,26,26,26	0
54	MG	BA	3173	1/1	0.98	0.39	32,32,32,32	0
54	MG	DA	3480	1/1	0.98	0.18	52,52,52,52	0
54	MG	DA	3566	1/1	0.98	0.13	54,54,54,54	0
54	MG	BA	3549	1/1	0.98	0.04	55,55,55,55	0
54	MG	DA	3404	1/1	0.98	0.14	36,36,36,36	0
54	MG	DA	3483	1/1	0.98	0.26	59,59,59,59	0
54	MG	DA	3570	1/1	0.98	0.18	28,28,28,28	0
54	MG	BA	3032	1/1	0.98	0.09	40,40,40,40	0
54	MG	DA	3572	1/1	0.98	0.10	71,71,71,71	0
54	MG	DA	3330	1/1	0.98	0.13	37,37,37,37	0

Continued on next page...

Continued from previous page...

Mol	Type	Chain	Res	Atoms	RSCC	RSR	B-factors(\AA^2)	Q<0.9
54	MG	BA	3277	1/1	0.98	0.37	22,22,22,22	0
54	MG	DA	3203	1/1	0.98	0.41	33,33,33,33	0
54	MG	BA	3465	1/1	0.98	0.15	44,44,44,44	0
54	MG	DA	3577	1/1	0.98	0.09	57,57,57,57	0
54	MG	DA	3334	1/1	0.98	0.12	52,52,52,52	0
54	MG	CA	1736	1/1	0.98	0.18	70,70,70,70	0
54	MG	DA	3580	1/1	0.98	0.17	52,52,52,52	0
54	MG	BA	3466	1/1	0.98	0.16	39,39,39,39	0
54	MG	BA	3430	1/1	0.98	0.06	49,49,49,49	0
54	MG	AA	1641	1/1	0.98	0.17	42,42,42,42	0
54	MG	BA	3603	1/1	0.98	0.08	40,40,40,40	0
54	MG	BW	201	1/1	0.98	0.12	32,32,32,32	0
54	MG	DA	3032	1/1	0.98	0.21	49,49,49,49	0
54	MG	BA	3320	1/1	0.98	0.17	42,42,42,42	0
54	MG	BA	3372	1/1	0.98	0.07	49,49,49,49	0
54	MG	DA	3345	1/1	0.98	0.31	54,54,54,54	0
54	MG	BA	3558	1/1	0.98	0.19	28,28,28,28	0
54	MG	BA	3345	1/1	0.98	0.10	71,71,71,71	0
54	MG	DA	3502	1/1	0.98	0.11	37,37,37,37	0
54	MG	DA	3423	1/1	0.98	0.16	32,32,32,32	0
54	MG	BA	3402	1/1	0.98	0.06	54,54,54,54	0
54	MG	DA	3425	1/1	0.98	0.07	47,47,47,47	0
54	MG	BA	3151	1/1	0.98	0.35	33,33,33,33	0
54	MG	DB	201	1/1	0.98	0.14	43,43,43,43	0
54	MG	DA	3507	1/1	0.98	0.13	80,80,80,80	0
54	MG	DA	3350	1/1	0.98	0.11	47,47,47,47	0
54	MG	DA	3428	1/1	0.98	0.05	68,68,68,68	0
54	MG	BA	3375	1/1	0.98	0.16	34,34,34,34	0
54	MG	BA	3475	1/1	0.98	0.14	39,39,39,39	0
54	MG	BA	3121	1/1	0.98	0.33	36,36,36,36	0
54	MG	AA	1650	1/1	0.98	0.55	53,53,53,53	0
54	MG	DA	3286	1/1	0.98	0.20	33,33,33,33	0
54	MG	DA	3101	1/1	0.98	0.19	39,39,39,39	0
54	MG	DA	3516	1/1	0.98	0.20	32,32,32,32	0
54	MG	BA	3087	1/1	0.98	0.20	46,46,46,46	0
54	MG	AA	1680	1/1	0.98	0.25	72,72,72,72	0
54	MG	DA	3519	1/1	0.98	0.07	52,52,52,52	0
54	MG	BA	3380	1/1	0.98	0.14	26,26,26,26	0
54	MG	DA	3105	1/1	0.98	0.09	46,46,46,46	0
54	MG	BA	3443	1/1	0.98	0.21	47,47,47,47	0
54	MG	DA	3363	1/1	0.98	0.18	26,26,26,26	0
54	MG	BA	3213	1/1	0.98	0.10	43,43,43,43	0

Continued on next page...

Continued from previous page...

Mol	Type	Chain	Res	Atoms	RSCC	RSR	B-factors(\AA^2)	Q<0.9
54	MG	BA	3483	1/1	0.98	0.13	28,28,28,28	0
54	MG	DA	3050	1/1	0.98	0.27	34,34,34,34	0
54	MG	BA	3527	1/1	0.98	0.18	29,29,29,29	0
54	MG	BA	3328	1/1	0.98	0.21	30,30,30,30	0
54	MG	DA	3112	1/1	0.98	0.24	51,51,51,51	0
54	MG	AA	1653	1/1	0.98	0.08	49,49,49,49	0
54	MG	D1	101	1/1	0.98	0.22	38,38,38,38	0
54	MG	CA	1761	1/1	0.98	0.18	65,65,65,65	0
54	MG	DA	3449	1/1	0.98	0.20	42,42,42,42	0
54	MG	BA	3575	1/1	0.98	0.08	41,41,41,41	0
54	MG	BA	3447	1/1	0.98	0.14	29,29,29,29	0
54	MG	DA	3374	1/1	0.98	0.20	37,37,37,37	0
54	MG	BA	3266	1/1	0.98	0.47	22,22,22,22	0
54	MG	DA	3240	1/1	0.98	0.15	53,53,53,53	0
54	MG	BA	3198	1/1	0.98	0.12	44,44,44,44	0
54	MG	DA	3242	1/1	0.98	0.56	34,34,34,34	0
54	MG	AA	1703	1/1	0.98	0.05	66,66,66,66	0
54	MG	BA	3200	1/1	0.98	0.18	31,31,31,31	0
55	ZN	D5	102	1/1	0.98	0.08	69,69,69,69	0
55	ZN	D6	101	1/1	0.98	0.07	63,63,63,63	0
54	MG	BA	3309	1/1	0.98	0.10	31,31,31,31	0
54	MG	DA	3585	1/1	0.99	0.13	33,33,33,33	0
54	MG	BA	3631	1/1	0.99	0.16	26,26,26,26	0
54	MG	BA	3357	1/1	0.99	0.16	25,25,25,25	0
54	MG	BA	3044	1/1	0.99	0.08	33,33,33,33	0
54	MG	BA	3634	1/1	0.99	0.11	53,53,53,53	0
54	MG	BA	3270	1/1	0.99	0.45	25,25,25,25	0
54	MG	BA	3350	1/1	0.99	0.09	40,40,40,40	0
54	MG	DA	3217	1/1	0.99	0.49	32,32,32,32	0
54	MG	BA	3319	1/1	0.99	0.12	54,54,54,54	0
54	MG	DA	3594	1/1	0.99	0.18	58,58,58,58	0
54	MG	DA	3038	1/1	0.99	0.08	37,37,37,37	0
54	MG	BA	3423	1/1	0.99	0.17	33,33,33,33	0
54	MG	BA	3327	1/1	0.99	0.18	23,23,23,23	0
54	MG	BA	3190	1/1	0.99	0.17	27,27,27,27	0
54	MG	BA	3591	1/1	0.99	0.10	34,34,34,34	0
54	MG	BA	3501	1/1	0.99	0.10	29,29,29,29	0
54	MG	B8	101	1/1	0.99	0.21	51,51,51,51	0
54	MG	BA	3034	1/1	0.99	0.10	41,41,41,41	0
54	MG	DA	3377	1/1	0.99	0.07	33,33,33,33	0
54	MG	BA	3463	1/1	0.99	0.09	28,28,28,28	0
55	ZN	B5	101	1/1	0.99	0.09	45,45,45,45	0

Continued on next page...

Continued from previous page...

Mol	Type	Chain	Res	Atoms	RSCC	RSR	B-factors(\AA^2)	Q<0.9
55	ZN	B6	101	1/1	0.99	0.11	48,48,48,48	0
55	ZN	B9	101	1/1	0.99	0.08	50,50,50,50	0
54	MG	DA	3403	1/1	0.99	0.07	34,34,34,34	0
54	MG	DA	3355	1/1	0.99	0.13	49,49,49,49	0
54	MG	BA	3082	1/1	0.99	0.12	36,36,36,36	0
54	MG	BA	3416	1/1	0.99	0.08	25,25,25,25	0
54	MG	BA	3506	1/1	0.99	0.11	30,30,30,30	0
54	MG	DA	3336	1/1	0.99	0.17	41,41,41,41	0
54	MG	BA	3188	1/1	0.99	0.27	39,39,39,39	0
54	MG	BE	304	1/1	1.00	0.19	25,25,25,25	0

6.5 Other polymers [i](#)

There are no such residues in this entry.