



wwPDB X-ray Structure Validation Summary Report ⓘ

Oct 9, 2023 – 08:22 PM EDT

PDB ID : 4V7M
Title : The structures of Capreomycin bound to the 70S ribosome.
Authors : Stanley, R.E.; Blaha, G.
Deposited on : 2009-11-12
Resolution : 3.45 Å(reported)

This is a wwPDB X-ray Structure Validation Summary Report for a publicly released PDB entry.

We welcome your comments at validation@mail.wwpdb.org

A user guide is available at

<https://www.wwpdb.org/validation/2017/XrayValidationReportHelp>

with specific help available everywhere you see the ⓘ symbol.

The types of validation reports are described at

<http://www.wwpdb.org/validation/2017/FAQs#types>.

The following versions of software and data (see [references ⓘ](#)) were used in the production of this report:

MolProbity : 4.02b-467
Mogul : 1.8.5 (274361), CSD as541be (2020)
Xtriage (Phenix) : 1.13
EDS : 2.35.1
Percentile statistics : 20191225.v01 (using entries in the PDB archive December 25th 2019)
Refmac : 5.8.0158
CCP4 : 7.0.044 (Gargrove)
Ideal geometry (proteins) : Engh & Huber (2001)
Ideal geometry (DNA, RNA) : Parkinson et al. (1996)
Validation Pipeline (wwPDB-VP) : 2.35.1

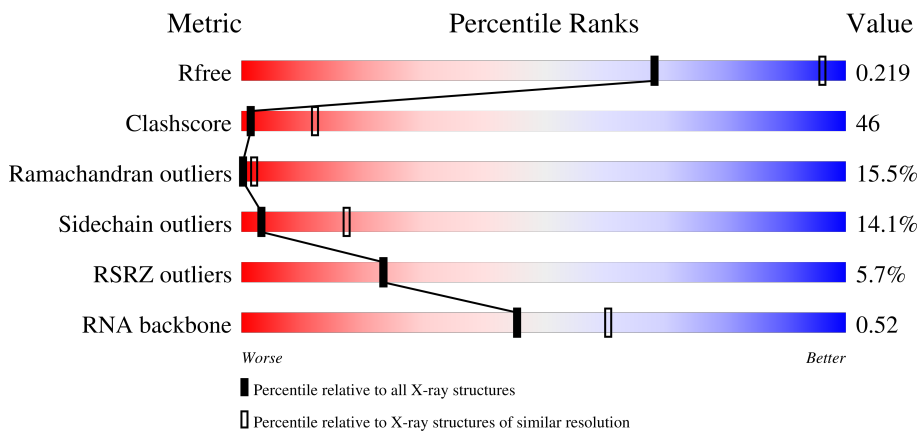
1 Overall quality at a glance

The following experimental techniques were used to determine the structure:

X-RAY DIFFRACTION

The reported resolution of this entry is 3.45 Å.

Percentile scores (ranging between 0-100) for global validation metrics of the entry are shown in the following graphic. The table shows the number of entries on which the scores are based.





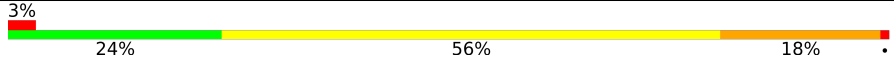

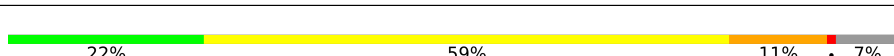
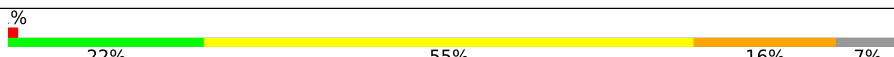







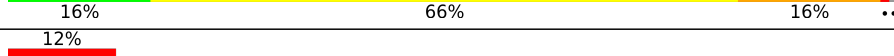
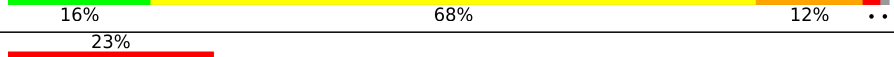

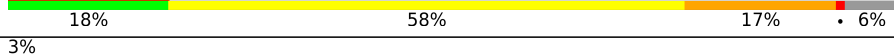

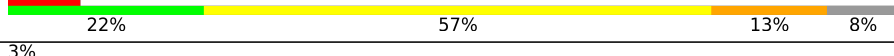
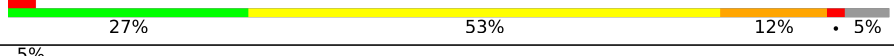
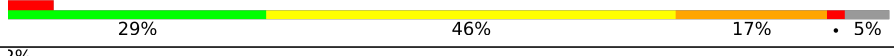
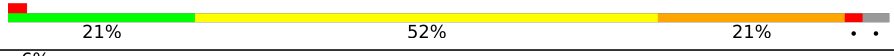


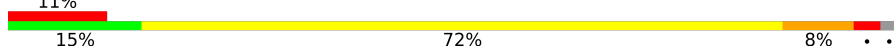
Metric	Whole archive (#Entries)	Similar resolution (#Entries, resolution range(Å))
R_{free}	130704	1291 (3.52-3.40)
Clashscore	141614	1372 (3.52-3.40)
Ramachandran outliers	138981	1337 (3.52-3.40)
Sidechain outliers	138945	1338 (3.52-3.40)
RSRZ outliers	127900	1205 (3.52-3.40)
RNA backbone	3102	1036 (3.96-2.96)

The table below summarises the geometric issues observed across the polymeric chains and their fit to the electron density. The red, orange, yellow and green segments of the lower bar indicate the fraction of residues that contain outliers for ≥ 3 , 2, 1 and 0 types of geometric quality criteria respectively. A grey segment represents the fraction of residues that are not modelled. The numeric value for each fraction is indicated below the corresponding segment, with a dot representing fractions $\leq 5\%$. The upper red bar (where present) indicates the fraction of residues that have poor fit to the electron density. The numeric value is given above the bar.

Mol	Chain	Length	Quality of chain
1	AA	1508	 2% 22% 62% 13% ..
1	CA	1508	 2% 20% 63% 14% ..
2	AB	256	 4% 13% 61% 16% • 8%
2	CB	256	 7% 17% 58% 14% • 8%


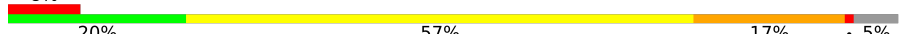


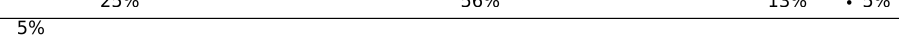
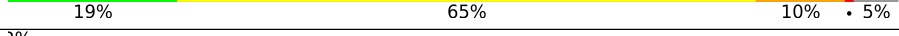
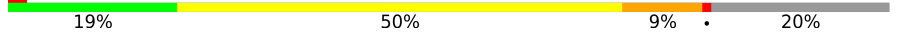





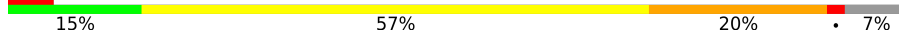
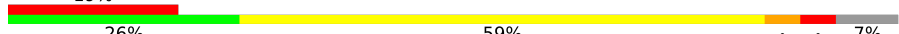




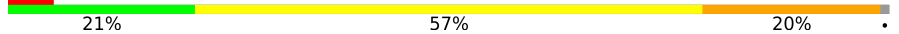



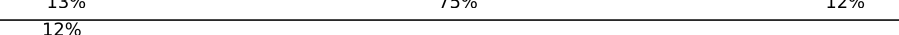


Continued on next page...

Continued from previous page...

Mol	Chain	Length	Quality of chain
3	AC	239	
3	CC	239	
4	AD	209	
4	CD	209	
5	AE	162	
5	CE	162	
6	AF	101	
6	CF	101	
7	AG	156	
7	CG	156	
8	AH	138	
8	CH	138	
9	AI	128	
9	CI	128	
10	AJ	105	
10	CJ	105	
11	AK	129	
11	CK	129	
12	AL	132	
12	CL	132	
13	AM	126	
13	CM	126	
14	AN	61	
14	CN	61	
15	AO	89	


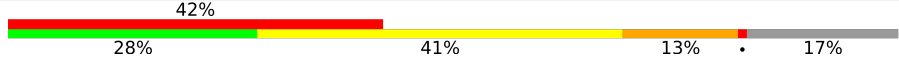
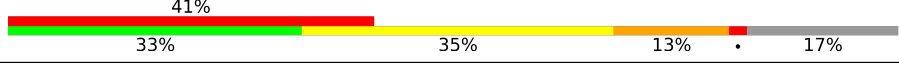
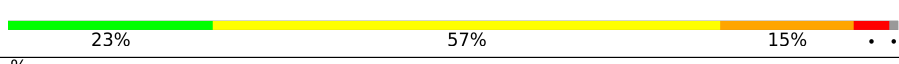
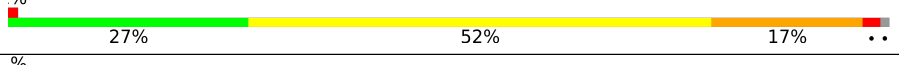
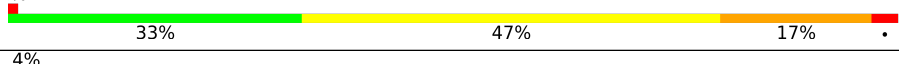

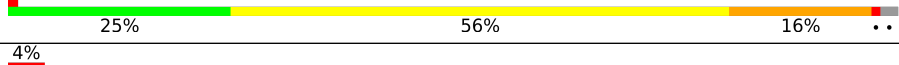
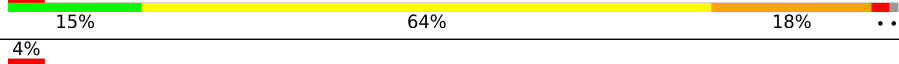
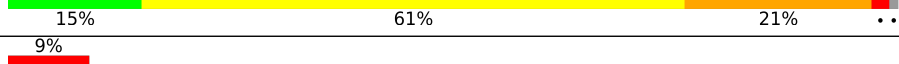



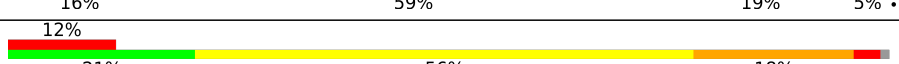
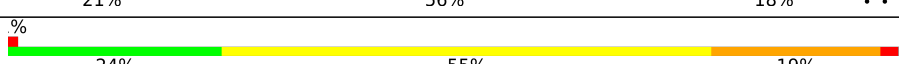
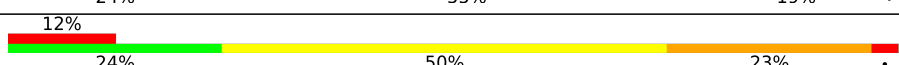

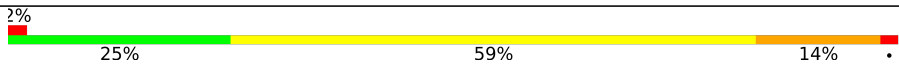



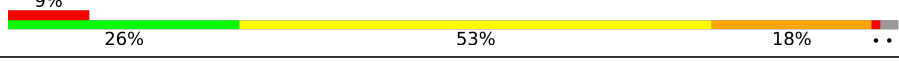
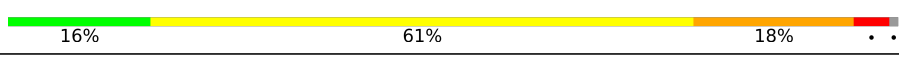
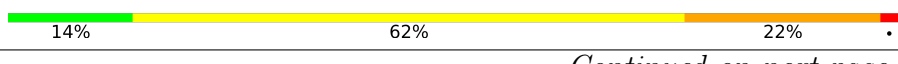

Continued on next page...

Continued from previous page...

Mol	Chain	Length	Quality of chain
15	CO	89	
16	AP	88	
16	CP	88	
17	AQ	105	
17	CQ	105	
18	AR	88	
18	CR	88	
19	AS	93	
19	CS	93	
20	AT	106	
20	CT	106	
21	AU	27	
21	CU	27	
22	AV	30	
22	CV	30	
23	AW	75	
23	CW	75	
24	AX	77	
25	AY	75	
25	CY	75	
26	AZ	6	
26	CZ	6	
27	BA	2915	
27	DA	2915	
28	BB	122	

Continued on next page...

Continued from previous page...

Mol	Chain	Length	Quality of chain
28	DB	122	
29	BC	229	
29	DC	229	
30	BD	276	
30	DD	276	
31	BE	206	
31	DE	206	
32	BF	210	
32	DF	210	
33	BG	182	
33	DG	182	
34	BH	180	
34	DH	180	
35	BI	148	
35	DI	148	
36	BN	140	
36	DN	140	
37	BO	122	
37	DO	122	
38	BP	150	
38	DP	150	
39	BQ	141	
39	DQ	141	
40	BR	118	
40	DR	118	

Continued on next page...

Continued from previous page...

Mol	Chain	Length	Quality of chain
41	BS	112	
41	DS	112	
42	BT	146	
42	DT	146	
43	BU	118	
43	DU	118	
44	BV	101	
44	DV	101	
45	BW	113	
45	DW	113	
46	BX	96	
46	DX	96	
47	BY	110	
47	DY	110	
48	BZ	206	
48	DZ	206	
49	B0	85	
49	D0	85	
50	B1	98	
50	D1	98	
51	B2	72	
51	D2	72	
52	B3	60	
52	D3	60	
53	B4	71	

Continued on next page...

Continued from previous page...

Mol	Chain	Length	Quality of chain
53	D4	71	
54	B5	60	
54	D5	60	
55	B6	54	
55	D6	54	
56	B7	49	
56	D7	49	
57	B8	65	
57	D8	65	
58	B9	37	
58	D9	37	
59	CX	77	

The following table lists non-polymeric compounds, carbohydrate monomers and non-standard residues in protein, DNA, RNA chains that are outliers for geometric or electron-density-fit criteria:

Mol	Type	Chain	Res	Chirality	Geometry	Clashes	Electron density
26	DPP	AZ	2	-	-	X	-
26	KBE	CZ	1	-	-	X	-
26	DPP	CZ	2	-	-	X	-
60	MG	AA	1630	-	-	-	X
60	MG	AA	1638	-	-	-	X
60	MG	AA	1646	-	-	-	X
60	MG	AA	1671	-	-	-	X
60	MG	AW	103	-	-	-	X
60	MG	BA	3140	-	-	-	X
60	MG	BA	3177	-	-	-	X
60	MG	BA	3215	-	-	-	X
60	MG	BA	3238	-	-	-	X
60	MG	BA	3294	-	-	-	X
60	MG	BA	3303	-	-	-	X
60	MG	BA	3316	-	-	-	X
60	MG	CA	1607	-	-	-	X
60	MG	CA	1609	-	-	-	X

Continued on next page...

Continued from previous page...

Mol	Type	Chain	Res	Chirality	Geometry	Clashes	Electron density
60	MG	CA	1616	-	-	-	X
60	MG	CA	1633	-	-	-	X
60	MG	CA	1644	-	-	-	X
60	MG	CA	1674	-	-	-	X
60	MG	CA	1685	-	-	-	X
60	MG	CA	1700	-	-	-	X
60	MG	CA	1702	-	-	-	X
60	MG	CV	601	-	-	-	X
60	MG	DA	3042	-	-	-	X
60	MG	DA	3062	-	-	-	X
60	MG	DA	3066	-	-	-	X
60	MG	DA	3084	-	-	-	X
60	MG	DA	3086	-	-	-	X
60	MG	DA	3093	-	-	-	X
60	MG	DA	3104	-	-	-	X
60	MG	DA	3110	-	-	-	X
60	MG	DA	3111	-	-	-	X
60	MG	DA	3117	-	-	-	X
60	MG	DA	3136	-	-	-	X
60	MG	DA	3141	-	-	-	X
60	MG	DA	3148	-	-	-	X
60	MG	DA	3154	-	-	-	X
60	MG	DA	3155	-	-	-	X
60	MG	DA	3170	-	-	-	X
60	MG	DA	3171	-	-	-	X
60	MG	DA	3176	-	-	-	X
60	MG	DA	3184	-	-	-	X
60	MG	DA	3199	-	-	-	X
60	MG	DA	3203	-	-	-	X
60	MG	DA	3204	-	-	-	X
60	MG	DA	3217	-	-	-	X
60	MG	DA	3225	-	-	-	X
60	MG	DA	3228	-	-	-	X
60	MG	DB	202	-	-	-	X
60	MG	DF	301	-	-	-	X
60	MG	DO	201	-	-	-	X

2 Entry composition [i](#)

There are 61 unique types of molecules in this entry. The entry contains 293848 atoms, of which 0 are hydrogens and 0 are deuteriums.

In the tables below, the ZeroOcc column contains the number of atoms modelled with zero occupancy, the AltConf column contains the number of residues with at least one atom in alternate conformation and the Trace column contains the number of residues modelled with at most 2 atoms.

- Molecule 1 is a RNA chain called 16S ribosomal RNA.

Mol	Chain	Residues	Atoms					ZeroOcc	AltConf	Trace
			Total	C	N	O	P			
1	AA	1495	Total 32132	C 14303	N 5953	O 10382	P 1494	0	0	0
1	CA	1493	Total 32098	C 14287	N 5956	O 10363	P 1492	0	0	0

- Molecule 2 is a protein called 30S ribosomal protein S2.

Mol	Chain	Residues	Atoms					ZeroOcc	AltConf	Trace
			Total	C	N	O	S			
2	AB	235	Total 1901	C 1213	N 342	O 341	S 5	0	0	1
2	CB	235	Total 1901	C 1213	N 342	O 341	S 5	0	0	1

- Molecule 3 is a protein called 30S ribosomal protein S3.

Mol	Chain	Residues	Atoms					ZeroOcc	AltConf	Trace
			Total	C	N	O	S			
3	AC	207	Total 1613	C 1016	N 315	O 281	S 1	0	0	1
3	CC	206	Total 1604	C 1011	N 314	O 278	S 1	0	0	1

- Molecule 4 is a protein called 30S ribosomal protein S4.

Mol	Chain	Residues	Atoms					ZeroOcc	AltConf	Trace
			Total	C	N	O	S			
4	AD	208	Total 1703	C 1066	N 339	O 291	S 7	0	0	0
4	CD	208	Total 1703	C 1066	N 339	O 291	S 7	0	0	0

- Molecule 5 is a protein called 30S ribosomal protein S5.

Mol	Chain	Residues	Atoms					ZeroOcc	AltConf	Trace
5	AE	151	Total	C	N	O	S	0	0	1
			1147	724	218	201	4			
5	CE	151	Total	C	N	O	S	0	0	1
			1147	724	218	201	4			

- Molecule 6 is a protein called 30S ribosomal protein S6.

Mol	Chain	Residues	Atoms					ZeroOcc	AltConf	Trace
6	AF	101	Total	C	N	O	S	0	0	0
			843	531	155	154	3			
6	CF	101	Total	C	N	O	S	0	0	0
			843	531	155	154	3			

- Molecule 7 is a protein called 30S ribosomal protein S7.

Mol	Chain	Residues	Atoms					ZeroOcc	AltConf	Trace
7	AG	155	Total	C	N	O	S	0	0	0
			1257	781	252	218	6			
7	CG	154	Total	C	N	O	S	0	0	0
			1249	776	251	217	5			

- Molecule 8 is a protein called 30S ribosomal protein S8.

Mol	Chain	Residues	Atoms					ZeroOcc	AltConf	Trace
8	AH	138	Total	C	N	O	S	0	0	0
			1116	705	215	193	3			
8	CH	138	Total	C	N	O	S	0	0	0
			1116	705	215	193	3			

- Molecule 9 is a protein called 30S ribosomal protein S9.

Mol	Chain	Residues	Atoms				ZeroOcc	AltConf	Trace
9	AI	127	Total	C	N	O	0	0	0
			1006	637	195	174			
9	CI	127	Total	C	N	O	0	0	0
			1006	637	195	174			

- Molecule 10 is a protein called 30S ribosomal protein S10.

Mol	Chain	Residues	Atoms					ZeroOcc	AltConf	Trace
10	AJ	99	Total	C	N	O	S	0	0	1
			795	499	157	138	1			

Continued on next page...

Continued from previous page...

Mol	Chain	Residues	Atoms					ZeroOcc	AltConf	Trace
			Total	C	N	O	S			
10	CJ	99	795	499	157	138	1	0	0	1

- Molecule 11 is a protein called 30S ribosomal protein S11.

Mol	Chain	Residues	Atoms					ZeroOcc	AltConf	Trace
			Total	C	N	O	S			
11	AK	116	864	537	164	160	3	0	0	0
11	CK	119	885	549	168	165	3	0	0	0

- Molecule 12 is a protein called 30S ribosomal protein S12.

Mol	Chain	Residues	Atoms					ZeroOcc	AltConf	Trace
			Total	C	N	O	S			
12	AL	125	971	611	196	163	1	0	0	1
12	CL	125	971	611	196	163	1	0	0	1

- Molecule 13 is a protein called 30S ribosomal protein S13.

Mol	Chain	Residues	Atoms					ZeroOcc	AltConf	Trace
			Total	C	N	O	S			
13	AM	122	965	597	200	166	2	0	0	1
13	CM	118	937	579	193	163	2	0	0	0

- Molecule 14 is a protein called 30S ribosomal protein S14.

Mol	Chain	Residues	Atoms					ZeroOcc	AltConf	Trace
			Total	C	N	O	S			
14	AN	60	492	312	104	72	4	0	0	0
14	CN	60	492	312	104	72	4	0	0	0

- Molecule 15 is a protein called 30S ribosomal protein S15.

Mol	Chain	Residues	Atoms					ZeroOcc	AltConf	Trace
			Total	C	N	O	S			
15	AO	88	734	459	147	126	2	0	0	0
15	CO	88	734	459	147	126	2	0	0	0

- Molecule 16 is a protein called 30S ribosomal protein S16.

Mol	Chain	Residues	Atoms					ZeroOcc	AltConf	Trace
16	AP	84	Total	C	N	O	S	0	0	1
			701	443	140	117	1			
16	CP	84	Total	C	N	O	S	0	0	1
			701	443	140	117	1			

- Molecule 17 is a protein called 30S ribosomal protein S17.

Mol	Chain	Residues	Atoms					ZeroOcc	AltConf	Trace
17	AQ	100	Total	C	N	O	S	0	0	1
			824	528	152	142	2			
17	CQ	100	Total	C	N	O	S	0	0	1
			824	528	152	142	2			

- Molecule 18 is a protein called 30S ribosomal protein S18.

Mol	Chain	Residues	Atoms				ZeroOcc	AltConf	Trace
18	AR	70	Total	C	N	O	0	0	0
			574	367	112	95			
18	CR	70	Total	C	N	O	0	0	0
			574	367	112	95			

- Molecule 19 is a protein called 30S ribosomal protein S19.

Mol	Chain	Residues	Atoms					ZeroOcc	AltConf	Trace
19	AS	79	Total	C	N	O	S	0	0	1
			630	403	115	110	2			
19	CS	79	Total	C	N	O	S	0	0	1
			630	403	115	110	2			

- Molecule 20 is a protein called 30S ribosomal protein S20.

Mol	Chain	Residues	Atoms					ZeroOcc	AltConf	Trace
20	AT	99	Total	C	N	O	S	0	0	0
			763	470	162	129	2			
20	CT	99	Total	C	N	O	S	0	0	0
			763	470	162	129	2			

- Molecule 21 is a protein called 30S ribosomal protein Thx.

Mol	Chain	Residues	Atoms				ZeroOcc	AltConf	Trace
21	AU	25	Total	C	N	O	0	0	1
			209	128	51	30			
21	CU	25	Total	C	N	O	0	0	1
			209	128	51	30			

- Molecule 22 is a RNA chain called RNA (5'-R(*AP*AP*AP*AP*AP*GP*GP*AP*AP*AP*UP*A*AP*AP*AP*AP*UP*GP*CP*AP*GP*UP*UP*CP*AP*AP*UP*CP*UP*A)-3').

Mol	Chain	Residues	Atoms					ZeroOcc	AltConf	Trace
22	AV	10	Total	C	N	O	P	0	0	0
			205	93	40	63	9			
22	CV	10	Total	C	N	O	P	0	0	0
			213	97	42	65	9			

- Molecule 23 is a RNA chain called tRNA-Gln.

Mol	Chain	Residues	Atoms					ZeroOcc	AltConf	Trace
23	AW	74	Total	C	N	O	P	0	0	0
			1573	702	279	518	74			
23	CW	74	Total	C	N	O	P	0	0	0
			1573	702	279	518	74			

- Molecule 24 is a RNA chain called tRNA-Met.

Mol	Chain	Residues	Atoms					ZeroOcc	AltConf	Trace
24	AX	77	Total	C	N	O	P	0	0	0
			1639	732	297	534	76			

- Molecule 25 is a RNA chain called tRNA-Gln.

Mol	Chain	Residues	Atoms					ZeroOcc	AltConf	Trace
25	AY	75	Total	C	N	O	P	0	0	0
			1591	711	280	526	74			
25	CY	75	Total	C	N	O	P	0	0	0
			1591	711	280	526	74			

There are 4 discrepancies between the modelled and reference sequences:

Chain	Residue	Modelled	Actual	Comment	Reference
AY	33	G	C	CONFLICT	GB CP001790.1
AY	44	U	A	CONFLICT	GB CP001790.1
CY	33	G	C	CONFLICT	GB CP001790.1
CY	44	U	A	CONFLICT	GB CP001790.1

- Molecule 26 is a protein called capreomycin IA.

Mol	Chain	Residues	Atoms				ZeroOcc	AltConf	Trace
			Total	C	N	O			
26	AZ	6	47	25	14	8	0	0	0
26	CZ	6	47	25	14	8	0	0	0

- Molecule 27 is a RNA chain called 23S ribosomal RNA.

Mol	Chain	Residues	Atoms					ZeroOcc	AltConf	Trace
			Total	C	N	O	P			
27	BA	2789	60072	26734	11238	19312	2788	0	0	0
27	DA	2775	59767	26598	11176	19219	2774	0	0	0

- Molecule 28 is a RNA chain called 5S ribosomal RNA.

Mol	Chain	Residues	Atoms					ZeroOcc	AltConf	Trace
			Total	C	N	O	P			
28	BB	119	2551	1136	471	826	118	0	0	0
28	DB	119	2551	1136	471	826	118	0	0	0

- Molecule 29 is a protein called 50S ribosomal protein L1.

Mol	Chain	Residues	Atoms				ZeroOcc	AltConf	Trace
			Total	C	N	O			
29	BC	191	1142	691	221	230	0	0	1
29	DC	191	1142	691	221	230	0	0	1

- Molecule 30 is a protein called 50S ribosomal protein L2.

Mol	Chain	Residues	Atoms					ZeroOcc	AltConf	Trace
			Total	C	N	O	S			
30	BD	272	2105	1329	417	356	3	0	0	1
30	DD	272	2105	1329	417	356	3	0	0	1

- Molecule 31 is a protein called 50S ribosomal protein L3.

Mol	Chain	Residues	Atoms					ZeroOcc	AltConf	Trace
31	BE	205	Total	C	N	O	S	0	0	1
			1564	988	300	270	6			
31	DE	205	Total	C	N	O	S	0	0	1
			1564	988	300	270	6			

- Molecule 32 is a protein called 50S ribosomal protein L4.

Mol	Chain	Residues	Atoms					ZeroOcc	AltConf	Trace
32	BF	206	Total	C	N	O	S	0	0	1
			1607	1024	301	280	2			
32	DF	208	Total	C	N	O	S	0	0	1
			1624	1035	304	282	3			

- Molecule 33 is a protein called 50S ribosomal protein L5.

Mol	Chain	Residues	Atoms					ZeroOcc	AltConf	Trace
33	BG	181	Total	C	N	O	S	0	0	0
			1474	942	268	260	4			
33	DG	181	Total	C	N	O	S	0	0	0
			1474	942	268	260	4			

- Molecule 34 is a protein called 50S ribosomal protein L6.

Mol	Chain	Residues	Atoms					ZeroOcc	AltConf	Trace
34	BH	161	Total	C	N	O	S	0	0	0
			1233	783	227	222	1			
34	DH	160	Total	C	N	O	S	0	0	1
			1223	773	229	220	1			

- Molecule 35 is a protein called 50S ribosomal protein L9.

Mol	Chain	Residues	Atoms					ZeroOcc	AltConf	Trace
35	BI	146	Total	C	N	O	S	0	0	1
			1132	723	201	207	1			
35	DI	146	Total	C	N	O	S	0	0	1
			1132	723	201	207	1			

- Molecule 36 is a protein called 50S ribosomal protein L13.

Mol	Chain	Residues	Atoms					ZeroOcc	AltConf	Trace
36	BN	139	Total	C	N	O	S	0	0	1
			1105	712	207	182	4			

Continued on next page...

Continued from previous page...

Mol	Chain	Residues	Atoms					ZeroOcc	AltConf	Trace
36	DN	139	Total	C	N	O	S	0	0	1
			1105	712	207	182	4			

- Molecule 37 is a protein called 50S ribosomal protein L14.

Mol	Chain	Residues	Atoms					ZeroOcc	AltConf	Trace
37	BO	122	Total	C	N	O	S	0	0	0
			933	588	171	170	4			
37	DO	122	Total	C	N	O	S	0	0	0
			933	588	171	170	4			

- Molecule 38 is a protein called 50S ribosomal protein L15.

Mol	Chain	Residues	Atoms					ZeroOcc	AltConf	Trace
38	BP	146	Total	C	N	O	S	0	0	0
			1114	692	227	193	2			
38	DP	146	Total	C	N	O	S	0	0	0
			1114	692	227	193	2			

- Molecule 39 is a protein called 50S ribosomal protein L16.

Mol	Chain	Residues	Atoms					ZeroOcc	AltConf	Trace
39	BQ	139	Total	C	N	O	S	0	0	0
			1107	707	209	184	7			
39	DQ	138	Total	C	N	O	S	0	0	0
			1094	697	205	185	7			

- Molecule 40 is a protein called 50S ribosomal protein L17.

Mol	Chain	Residues	Atoms				ZeroOcc	AltConf	Trace
40	BR	117	Total	C	N	O	0	0	0
			960	599	202	159			
40	DR	117	Total	C	N	O	0	0	0
			960	599	202	159			

- Molecule 41 is a protein called 50S ribosomal protein L18.

Mol	Chain	Residues	Atoms				ZeroOcc	AltConf	Trace
41	BS	99	Total	C	N	O	0	0	1
			771	486	155	130			
41	DS	99	Total	C	N	O	0	0	1
			771	486	155	130			

- Molecule 42 is a protein called 50S ribosomal protein L19.

Mol	Chain	Residues	Atoms					ZeroOcc	AltConf	Trace
42	BT	138	Total	C	N	O	S	0	0	1
			1142	710	235	196	1			
42	DT	138	Total	C	N	O	S	0	0	1
			1142	710	235	196	1			

- Molecule 43 is a protein called 50S ribosomal protein L20.

Mol	Chain	Residues	Atoms					ZeroOcc	AltConf	Trace
43	BU	117	Total	C	N	O	S	0	0	0
			958	604	202	151	1			
43	DU	117	Total	C	N	O	S	0	0	0
			958	604	202	151	1			

- Molecule 44 is a protein called 50S ribosomal protein L21.

Mol	Chain	Residues	Atoms					ZeroOcc	AltConf	Trace
44	BV	101	Total	C	N	O	S	0	0	0
			779	501	142	135	1			
44	DV	101	Total	C	N	O	S	0	0	0
			779	501	142	135	1			

- Molecule 45 is a protein called 50S ribosomal protein L22.

Mol	Chain	Residues	Atoms					ZeroOcc	AltConf	Trace
45	BW	113	Total	C	N	O	S	0	0	0
			896	563	176	155	2			
45	DW	113	Total	C	N	O	S	0	0	0
			896	563	176	155	2			

- Molecule 46 is a protein called 50S ribosomal protein L23.

Mol	Chain	Residues	Atoms				ZeroOcc	AltConf	Trace
46	BX	93	Total	C	N	O	0	0	1
			726	471	132	123			
46	DX	93	Total	C	N	O	0	0	1
			726	471	132	123			

- Molecule 47 is a protein called 50S ribosomal protein L24.

Mol	Chain	Residues	Atoms					ZeroOcc	AltConf	Trace
47	BY	88	Total	C	N	O	S	0	0	1
			672	432	131	105	4			
47	DY	101	Total	C	N	O	S	0	0	1
			776	500	149	123	4			

- Molecule 48 is a protein called 50S ribosomal protein L25.

Mol	Chain	Residues	Atoms					ZeroOcc	AltConf	Trace
48	BZ	177	Total	C	N	O	S	0	0	1
			1404	897	253	252	2			
48	DZ	177	Total	C	N	O	S	0	0	1
			1404	897	253	252	2			

- Molecule 49 is a protein called 50S ribosomal protein L27.

Mol	Chain	Residues	Atoms					ZeroOcc	AltConf	Trace
49	B0	84	Total	C	N	O	S	0	0	0
			662	410	140	111	1			
49	D0	84	Total	C	N	O	S	0	0	0
			662	410	140	111	1			

- Molecule 50 is a protein called 50S ribosomal protein L28.

Mol	Chain	Residues	Atoms					ZeroOcc	AltConf	Trace
50	B1	94	Total	C	N	O	S	0	0	1
			732	460	146	125	1			
50	D1	94	Total	C	N	O	S	0	0	1
			732	460	146	125	1			

- Molecule 51 is a protein called 50S ribosomal protein L29.

Mol	Chain	Residues	Atoms					ZeroOcc	AltConf	Trace
51	B2	71	Total	C	N	O	S	0	0	0
			598	370	121	106	1			
51	D2	71	Total	C	N	O	S	0	0	0
			598	370	121	106	1			

- Molecule 52 is a protein called 50S ribosomal protein L30.

Mol	Chain	Residues	Atoms					ZeroOcc	AltConf	Trace
52	B3	60	Total	C	N	O	S	0	0	1
			468	298	91	78	1			

Continued on next page...

Continued from previous page...

Mol	Chain	Residues	Atoms					ZeroOcc	AltConf	Trace
52	D3	60	Total	C	N	O	S	0	0	1
			468	298	91	78	1			

- Molecule 53 is a protein called 50S ribosomal protein L31.

Mol	Chain	Residues	Atoms					ZeroOcc	AltConf	Trace
53	B4	49	Total	C	N	O	S	0	0	1
			344	215	60	65	4			
53	D4	49	Total	C	N	O	S	0	0	1
			344	215	60	65	4			

- Molecule 54 is a protein called 50S ribosomal protein L32.

Mol	Chain	Residues	Atoms					ZeroOcc	AltConf	Trace
54	B5	59	Total	C	N	O	S	0	0	0
			459	288	90	76	5			
54	D5	59	Total	C	N	O	S	0	0	0
			459	288	90	76	5			

- Molecule 55 is a protein called 50S ribosomal protein L33.

Mol	Chain	Residues	Atoms					ZeroOcc	AltConf	Trace
55	B6	48	Total	C	N	O	S	0	0	1
			402	249	83	66	4			
55	D6	46	Total	C	N	O	S	0	0	1
			390	241	80	65	4			

- Molecule 56 is a protein called 50S ribosomal protein L34.

Mol	Chain	Residues	Atoms					ZeroOcc	AltConf	Trace
56	B7	49	Total	C	N	O	S	0	0	1
			419	257	105	55	2			
56	D7	49	Total	C	N	O	S	0	0	1
			419	257	105	55	2			

- Molecule 57 is a protein called 50S ribosomal protein L35.

Mol	Chain	Residues	Atoms					ZeroOcc	AltConf	Trace
57	B8	64	Total	C	N	O	S	0	0	1
			508	326	102	78	2			
57	D8	64	Total	C	N	O	S	0	0	1
			508	326	102	78	2			

- Molecule 58 is a protein called 50S ribosomal protein L36.

Mol	Chain	Residues	Atoms					ZeroOcc	AltConf	Trace
58	B9	36	Total	C	N	O	S	0	0	0
			299	183	67	46	3			
58	D9	36	Total	C	N	O	S	0	0	0
			299	183	67	46	3			

- Molecule 59 is a RNA chain called RNA (77-MER).

Mol	Chain	Residues	Atoms					ZeroOcc	AltConf	Trace
59	CX	77	Total	C	N	O	P	0	0	0
			1640	732	297	535	76			

There is a discrepancy between the modelled and reference sequences:

Chain	Residue	Modelled	Actual	Comment	Reference
CX	46	G	A	CONFLICT	GB CP001637.1

- Molecule 60 is MAGNESIUM ION (three-letter code: MG) (formula: Mg).

Mol	Chain	Residues	Atoms		ZeroOcc	AltConf
60	AA	114	Total	Mg	0	0
			114	114		
60	AG	1	Total	Mg	0	0
			1	1		
60	AW	4	Total	Mg	0	0
			4	4		
60	AX	9	Total	Mg	0	0
			9	9		
60	BA	334	Total	Mg	0	0
			334	334		
60	BB	5	Total	Mg	0	0
			5	5		
60	BD	1	Total	Mg	0	0
			1	1		
60	BE	3	Total	Mg	0	0
			3	3		
60	BF	1	Total	Mg	0	0
			1	1		
60	BG	1	Total	Mg	0	0
			1	1		
60	BP	2	Total	Mg	0	0
			2	2		

Continued on next page...

Continued from previous page...

Mol	Chain	Residues	Atoms	ZeroOcc	AltConf
60	BR	1	Total Mg 1 1	0	0
60	BU	2	Total Mg 2 2	0	0
60	BX	1	Total Mg 1 1	0	0
60	B0	3	Total Mg 3 3	0	0
60	B5	1	Total Mg 1 1	0	0
60	CA	102	Total Mg 102 102	0	0
60	CE	1	Total Mg 1 1	0	0
60	CK	1	Total Mg 1 1	0	0
60	CV	1	Total Mg 1 1	0	0
60	CW	4	Total Mg 4 4	0	0
60	DA	239	Total Mg 239 239	0	0
60	DB	3	Total Mg 3 3	0	0
60	DD	2	Total Mg 2 2	0	0
60	DE	1	Total Mg 1 1	0	0
60	DF	1	Total Mg 1 1	0	0
60	DO	1	Total Mg 1 1	0	0
60	D0	1	Total Mg 1 1	0	0
60	D5	1	Total Mg 1 1	0	0
60	D7	1	Total Mg 1 1	0	0

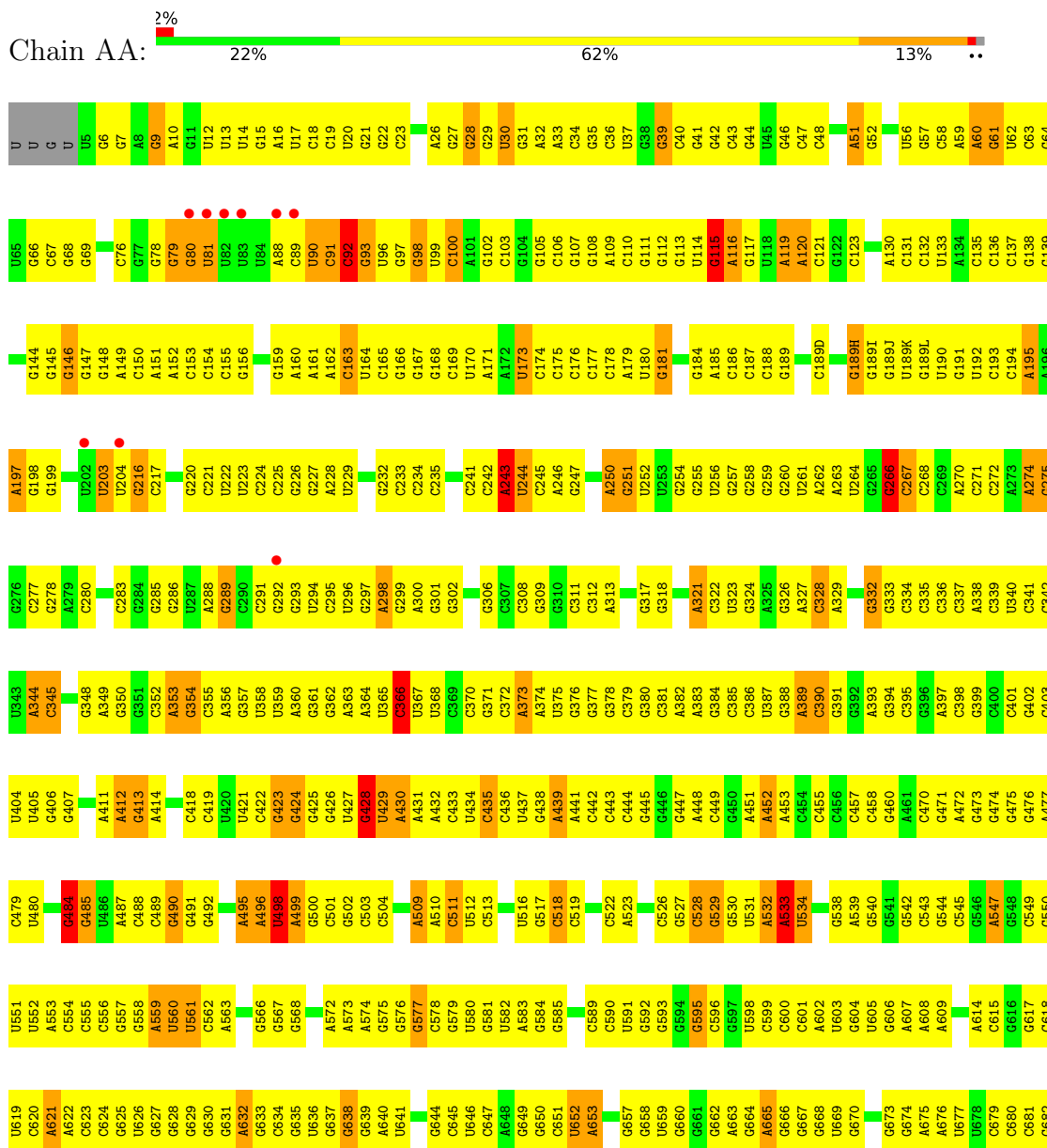
- Molecule 61 is ZINC ION (three-letter code: ZN) (formula: Zn).

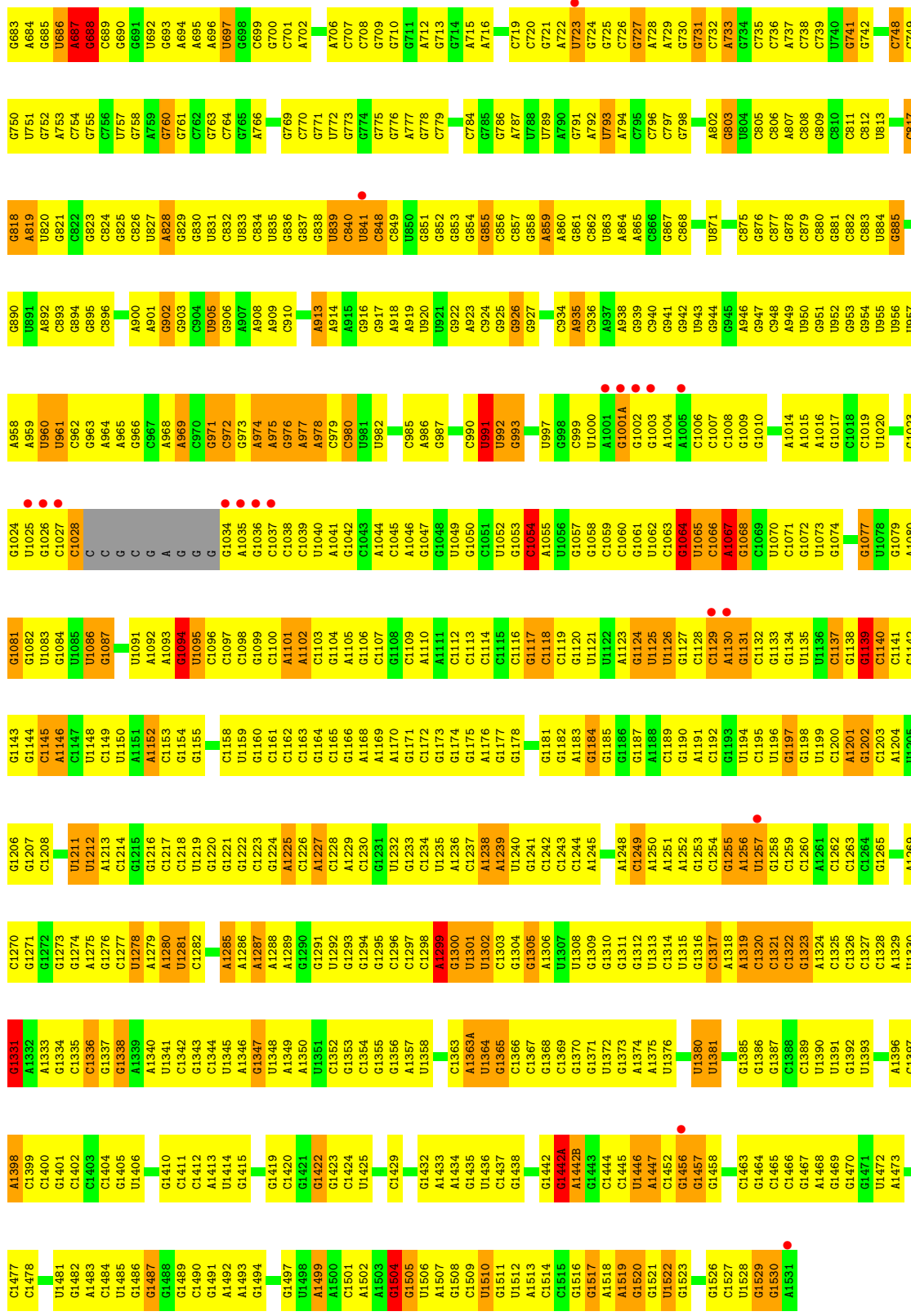
Mol	Chain	Residues	Atoms		ZeroOcc	AltConf
61	AD	1	Total 1	Zn 1	0	0
61	B4	1	Total 1	Zn 1	0	0
61	B5	1	Total 1	Zn 1	0	0
61	B9	1	Total 1	Zn 1	0	0
61	CD	1	Total 1	Zn 1	0	0
61	D4	1	Total 1	Zn 1	0	0
61	D5	1	Total 1	Zn 1	0	0
61	D9	1	Total 1	Zn 1	0	0

3 Residue-property plots [i](#)

These plots are drawn for all protein, RNA, DNA and oligosaccharide chains in the entry. The first graphic for a chain summarises the proportions of the various outlier classes displayed in the second graphic. The second graphic shows the sequence view annotated by issues in geometry and electron density. Residues are color-coded according to the number of geometric quality criteria for which they contain at least one outlier: green = 0, yellow = 1, orange = 2 and red = 3 or more. A red dot above a residue indicates a poor fit to the electron density ($RSRZ > 2$). Stretches of 2 or more consecutive residues without any outlier are shown as a green connector. Residues present in the sample, but not in the model, are shown in grey.

- Molecule 1: 16S ribosomal RNA

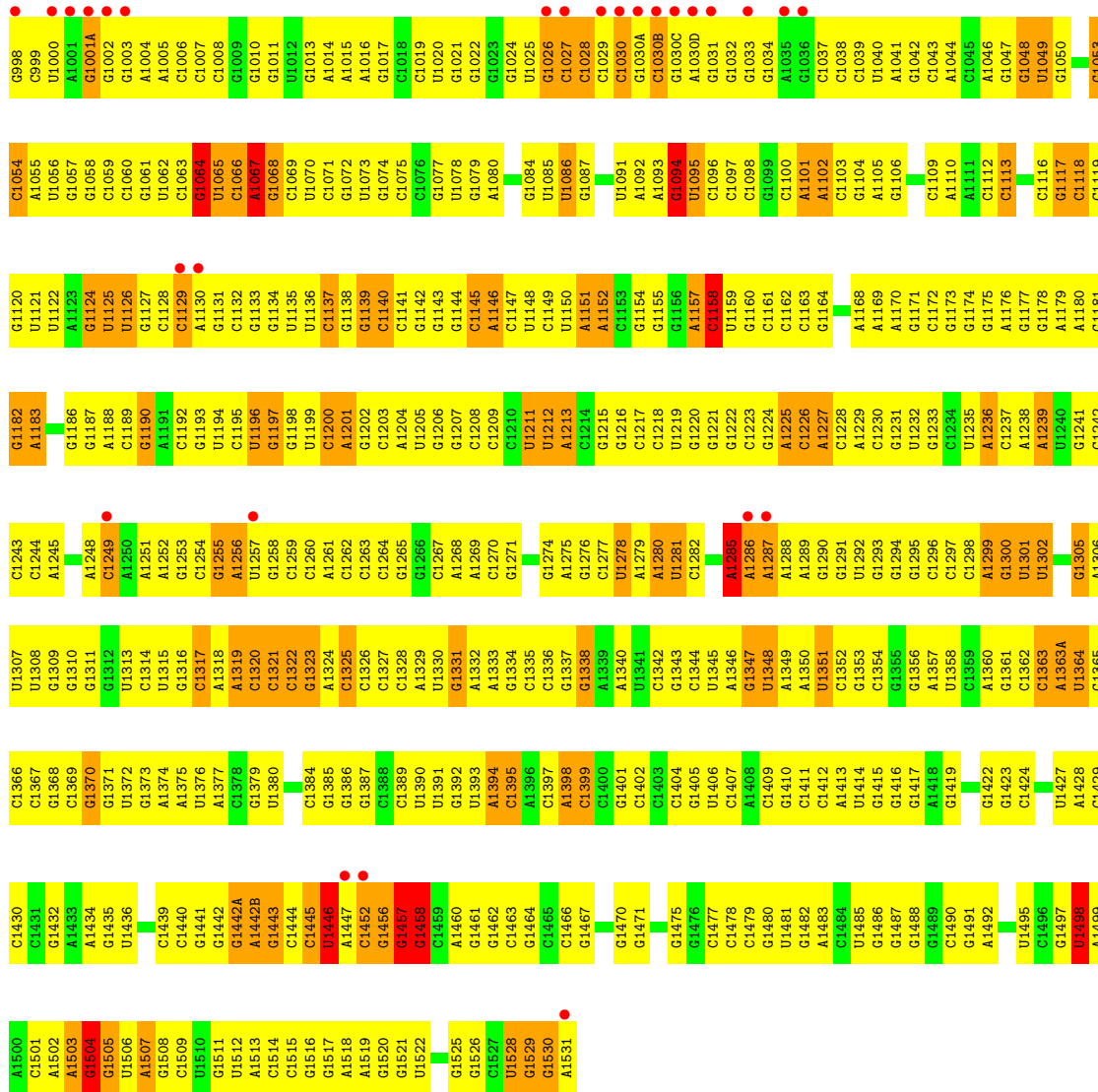




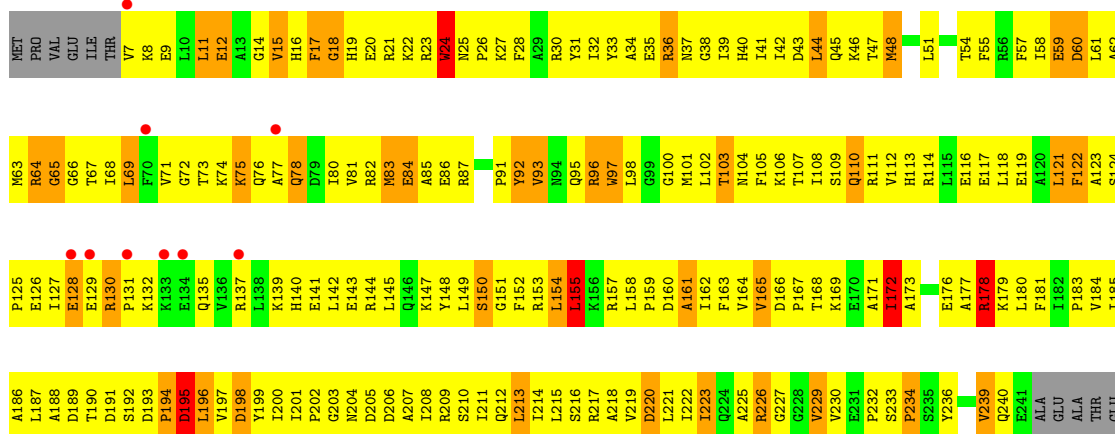
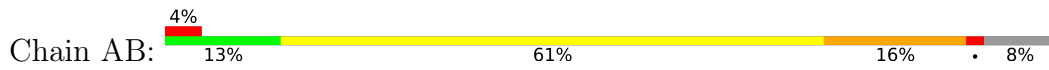
● Molecule 1: 16S ribosomal RNA



A935	C868	A794	G730	G662	G597	A453	C888	G326	G958	U189E	A130	C683	U
C936	G869	C795	G731	A663	U598	A532	A389	A327	G269	U189F	C131	G64	U
A937	U870	C796	G732	A664	C599	A533	C390	C328	G260	U189G	G	U65	G
A938	U871	C797	A733	A665	G600	C457	G391	A329	U261	G189H	A134	G66	U
G939	G939	G798	G734	A666	C601	C458	G392	C330	A262	G189I	C135	C67	U6
C940	G874	G801	G735	G667	A602	A461	A393	G331	A263	U189K	C136	G68	G6
G941	G875	A802	G736	G668	U603	C470	G394	G332	U984	G189L	C137	G69	G7
G942	G876	G803	U737	U669	G604	C471	C395	G333	G265	U190	A140	G70	A8
G943	G877	C738	U605	G673	U605	A472	G396	C334	G266	G191	A141	C72	G9
G944	G878	C739	G606	G674	G541	G473	A397	C335	C267	U192	A142	C73	G
G945	G879	C805	U740	G675	G542	G474	C398	C336	C268	C193	G142	G74	C18
G946	C882	C806	G741	A675	G543	G475	G399	C337	C269	C194	A143	C76	C19
G947	C883	G742	G742	A676	G544	G476	G402	A338	A270	A195	G144	C77	U13
G948	U884	U743	U612	U677	G545	A477	G403	C339	C271	A196	G145	G	C15
A949	C811	C744	U613	G646	G546	C479	U404	U340	C272	A197	G146	G	A16
G950	C812	C745	A614	A547	A548	A482	U405	U341	A273	G198	G147	G	A17
G951	U891	A746	U615	G548	G549	A483	U406	C342	A274	G199	G148	U	C18
G952	U892	G747	G616	G550	C549	G484	G407	U343	G275	A200	A149	U	C19
G953	C893	A748	G682	G551	G485	G485	G408	A344	G276	C201	C150	U	U20
G954	G894	C817	U619	U551	U551	U551	U409	C345	C277	U202	A151	U	G21
G955	G895	G749	C620	C552	C553	C488	G410	G346	G278	U203	A152	U	G22
G956	C896	G750	A621	C554	C554	C489	A411	G347	A279	U204	C153	C	C23
G957	C897	U751	A622	C555	C555	C490	A412	G348	G280	G216	C154	U	C
A958	G898	G752	G623	C556	C556	G491	A413	A349	G281	G217	G155	C	A26
G959	C899	C754	C624	C557	C557	G492	A414	G350	G282	G220	G156	G93	G28
U960	A900	C756	G625	G558	G558	G492	A415	C352	G285	C221	G159	G96	G29
U961	A901	U757	U626	G559	G559	A495	A416	C353	G286	U222	A160	U96	U30
G962	G902	C826	G627	A559	A559	A496	G417	A352	G287	U223	A161	G98	G31
G963	G903	U827	U692	U560	U560	U498	C418	G354	A288	C224	A162	U99	A32
G964	C904	A828	G760	U561	U561	U499	G418	C355	G289	C225	C163	C100	A33
G965	G905	G829	G761	A694	A694	A499	G426	A356	A300	G226	U164	A101	C34
G966	G906	G829	G630	C562	C562	G500	U421	A356	C295	G227	C165	A102	G35
C967	A907	C755	A632	C564	C564	C501	C422	U359	U296	G227	G166	G102	G36
A968	A908	C764	G633	C569	C569	C502	G423	A360	G297	U228	G167	C103	U37
A969	A909	C834	C634	C569	C570	C503	G424	A361	A298	U229	G168	G104	G38
C970	C910	A767	G635	G570	G570	C504	G425	G361	G299	G230	G169	G105	G39
G971	U911	C768	U636	U571	U571	G505	G426	A363	A300	G231	C169	C106	G40
C972	C912	G769	G637	A572	A572	G506	U427	C366	G301	G232	U170	G107	C40
G973	A913	C770	G638	A573	A573	C507	G428	U367	G302	C233	A171	G108	G41
A974	A914	C771	G639	C574	C574	C508	U429	A367	A303	C234	G	G109	G42
A975	C915	U772	G640	C575	C575	A509	A430	U368	U304	C235	C174	C110	C43
G976	G916	G773	A640	C576	C576	A510	A431	C369	G305	G236	C175	G111	G44
A977	G917	G774	G643	G577	G577	C511	A432	C370	C297	G237	C176	G112	U45
A978	A918	G775	C644	C578	C578	C514	A433	G371	G309	G238	C177	G113	G46
C979	A919	G776	G645	C579	C579	C518	U434	C372	G310	U239	C178	U114	C47
C980	U920	A777	U646	U580	U580	G515	C435	A373	C311	A179	A179	G115	C48
U981	U921	G778	C647	C581	C581	G516	C436	A374	C312	A243	U180	A116	U49
G982	G922	C883	A648	U582	U582	G517	U437	U375	A313	U244	G181	A119	A50
A983	A923	C884	G649	A583	A583	C518	G438	G376	C314	C245	G182	A120	A51
C984	C924	A781	G650	C584	C584	C519	A439	G377	A315	A246	G183	C121	G52
C985	G925	A782	C651	C586	C586	G521	C443	G378	G316	G247	G184	G122	A53
A986	G926	C783	U652	G587	G587	C522	C444	C379	G317	A185	G185	C123	C54
G987	G927	G784	A653	C590	C590	A523	C445	A380	G318	A250	C186	C124	A55
U991	G928	C785	G654	C591	C591	G524	G445	C381	G319	G251	C187	G125	U56
G992	G929	G786	A655	U591	U591	C525	G446	A382	C320	U252	C188	U126	G57
G993	C930	G786	U723	G592	G592	C526	G447	A383	A321	U253	G189	G127	C58
A994	C931	A790	G725	G593	G593	G527	A448	C384	C322	G254	C189A	G128	A59
C995	C932	G791	G658	G594	G594	C449	C449	C385	U323	G255	C189B	U129	A60
A996	C933	A792	U659	C596	C596	G530	A452	C386	G324	U256	C189C	U129	A61
U997	C934	A729	U793	G596	G596	G531	A452	U387	A325	G257	C189D	G129A	U62

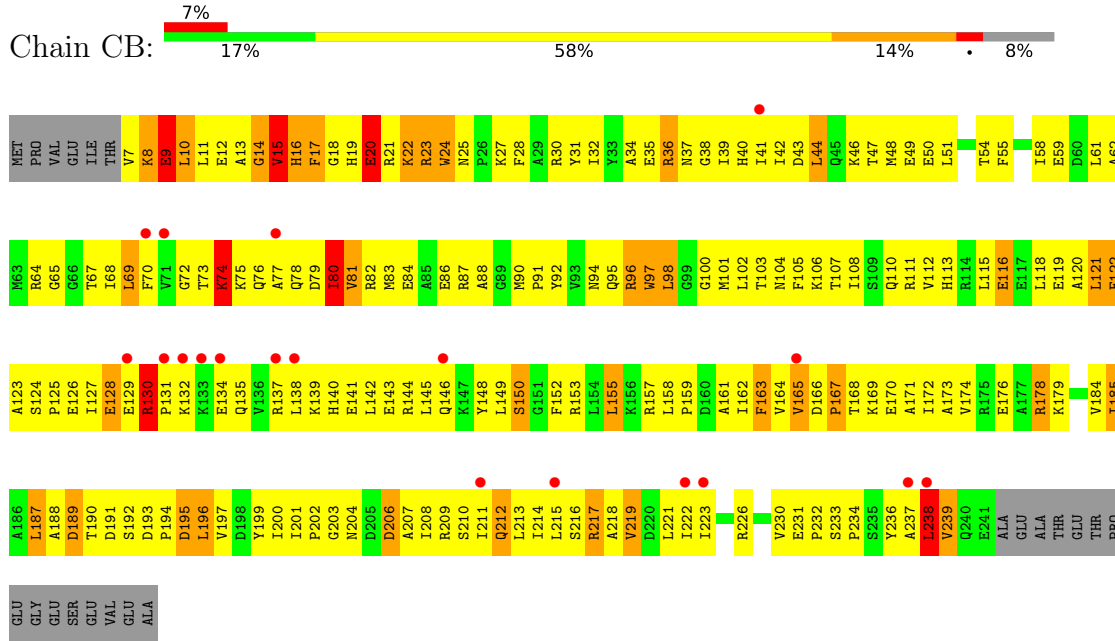


• Molecule 2: 30S ribosomal protein S2

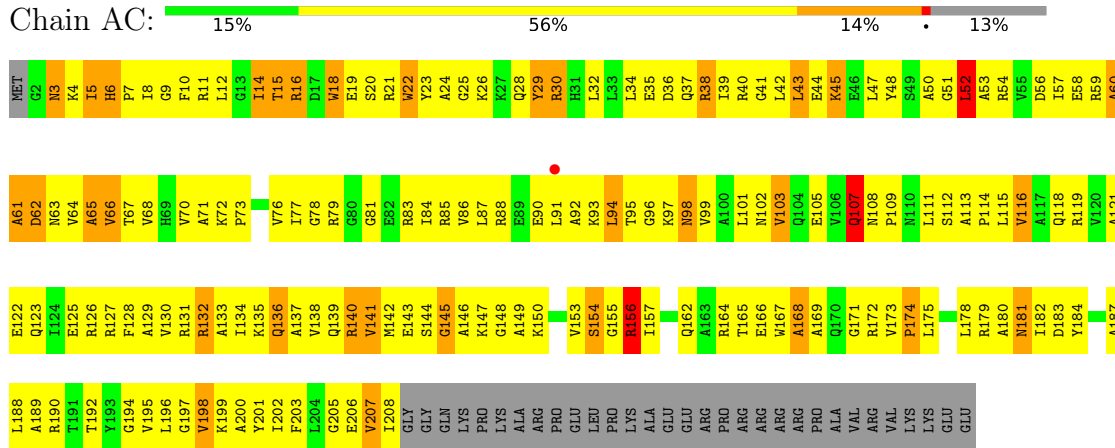


THR
PRO
GLU
GLU
GLU
SER
SER
GLU
VAL
GLU
ALA

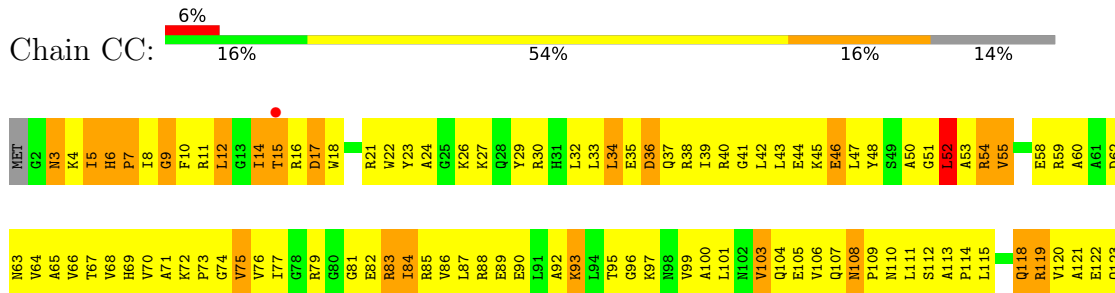
- Molecule 2: 30S ribosomal protein S2

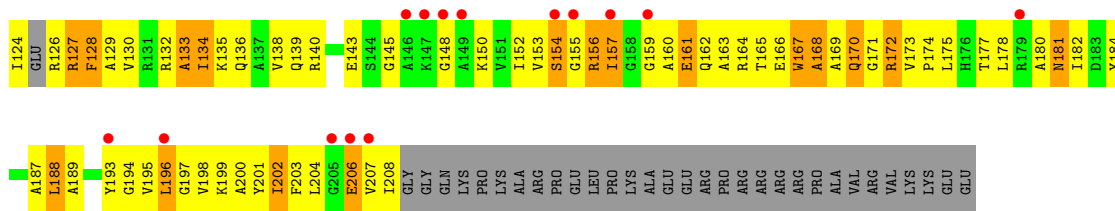


- Molecule 3: 30S ribosomal protein S3

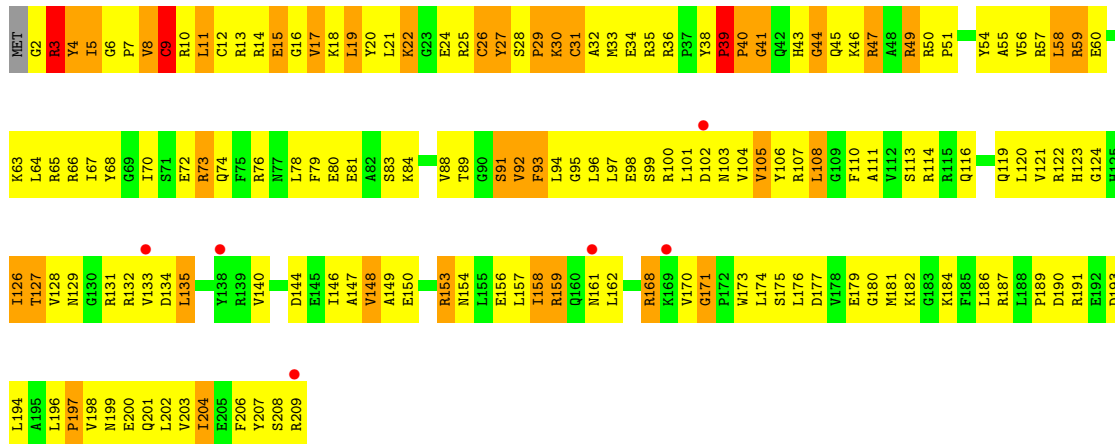


- Molecule 3: 30S ribosomal protein S3

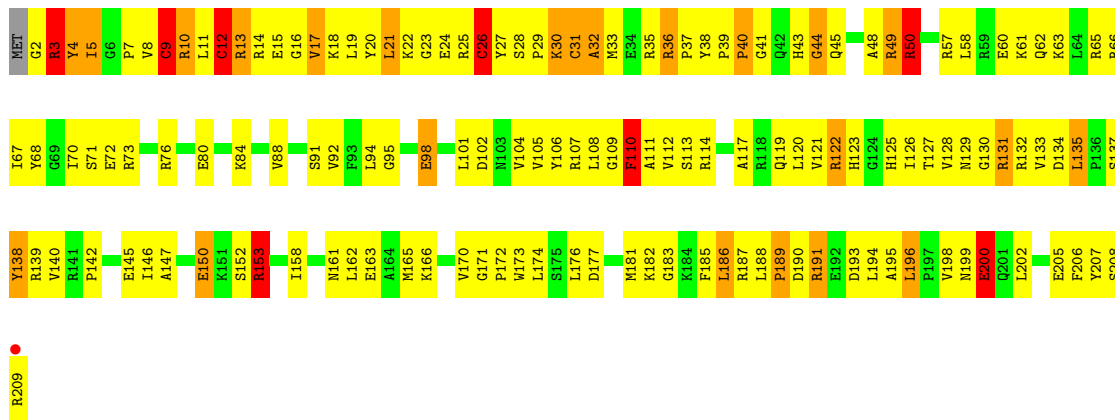




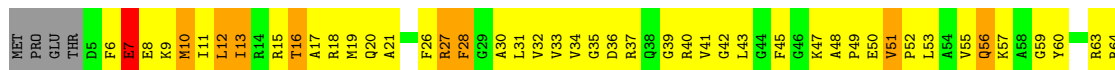
• Molecule 4: 30S ribosomal protein S4

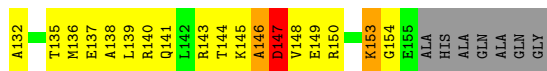


• Molecule 4: 30S ribosomal protein S4

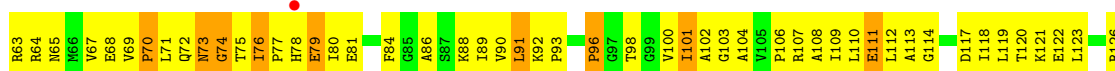


• Molecule 5: 30S ribosomal protein S5

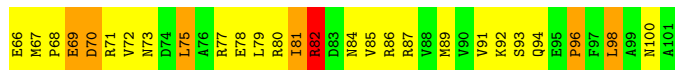





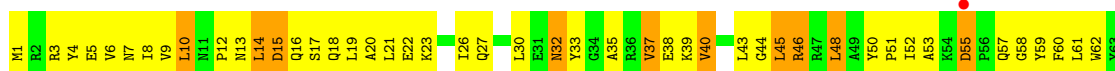
• Molecule 5: 30S ribosomal protein S5



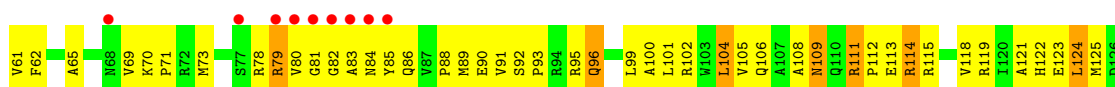
• Molecule 6: 30S ribosomal protein S6



• Molecule 6: 30S ribosomal protein S6

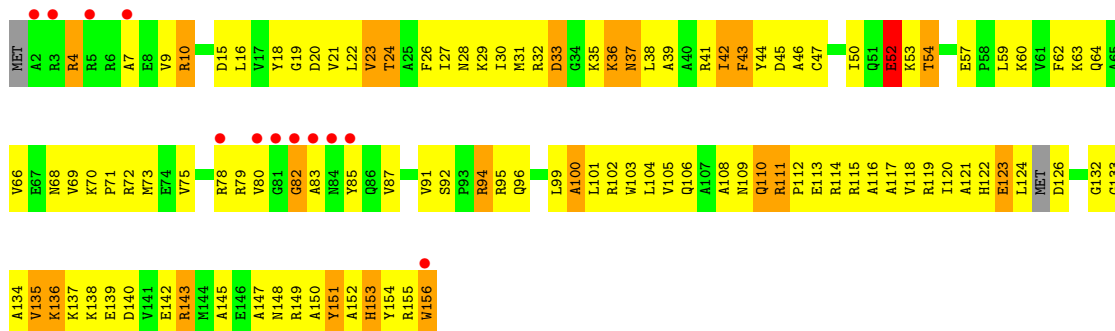


• Molecule 7: 30S ribosomal protein S7

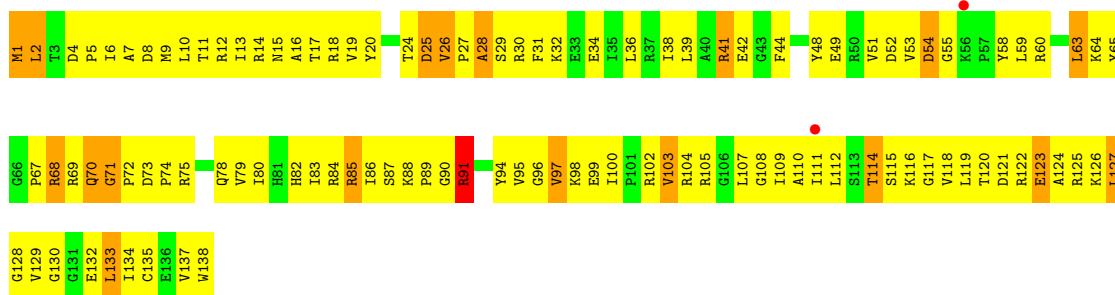





• Molecule 7: 30S ribosomal protein S7



• Molecule 8: 30S ribosomal protein S8

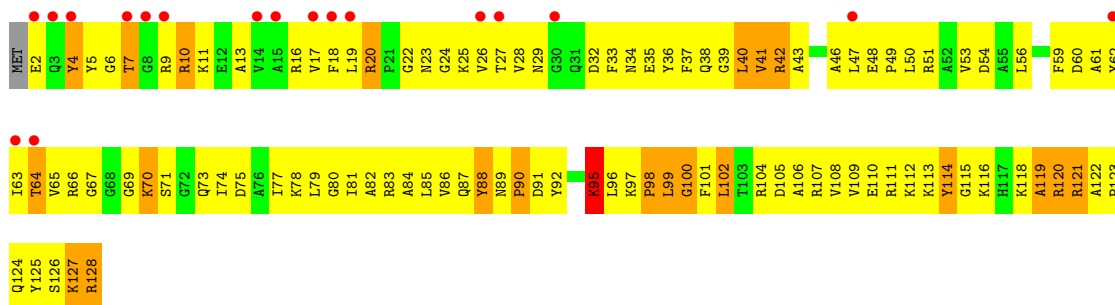


• Molecule 8: 30S ribosomal protein S8

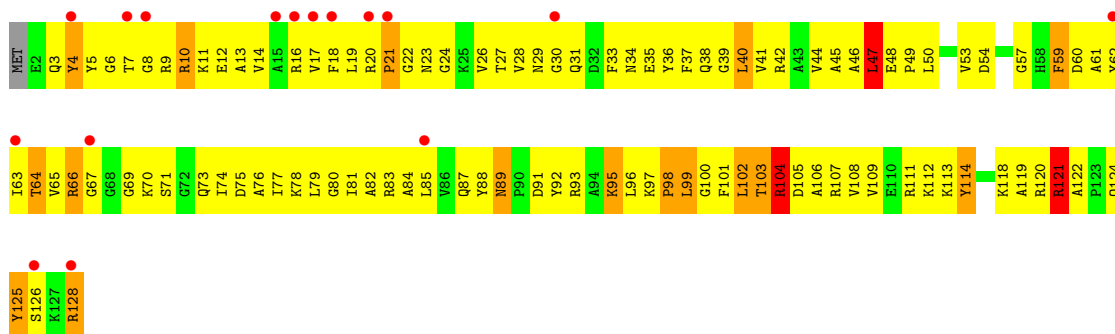


• Molecule 9: 30S ribosomal protein S9

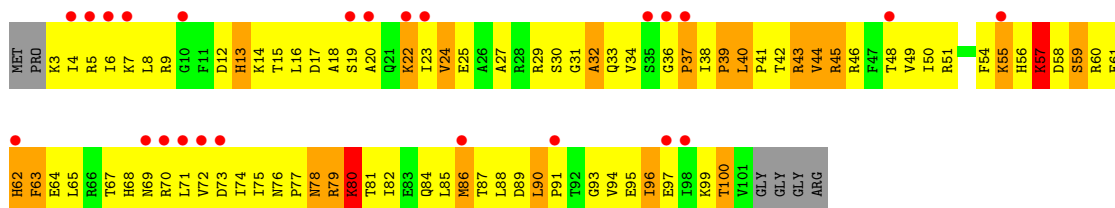
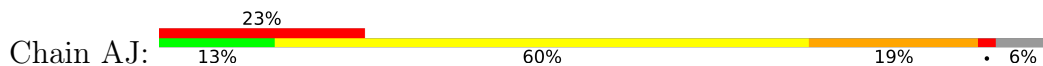




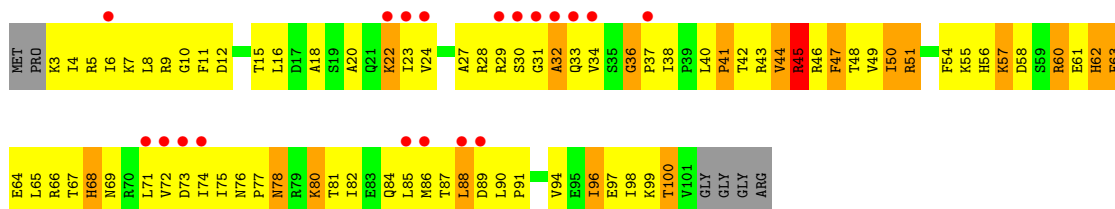

- Molecule 9: 30S ribosomal protein S9



- Molecule 10: 30S ribosomal protein S10

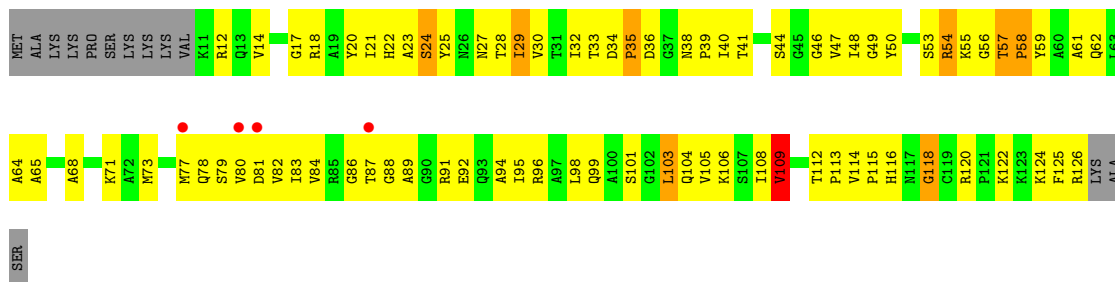


- Molecule 10: 30S ribosomal protein S10

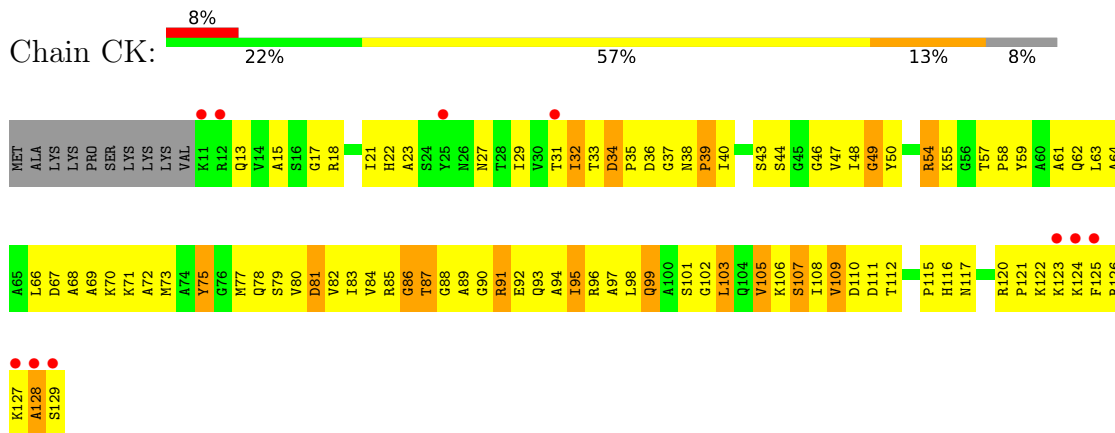


- Molecule 11: 30S ribosomal protein S11

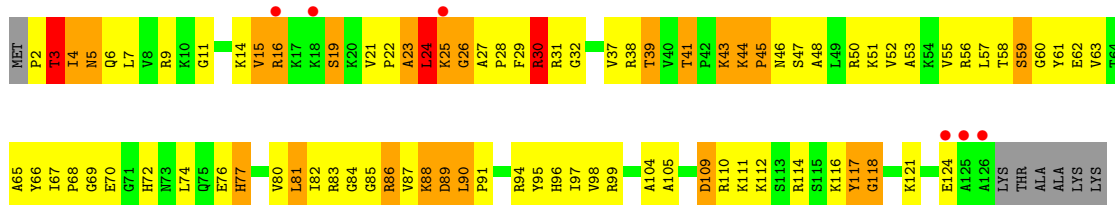
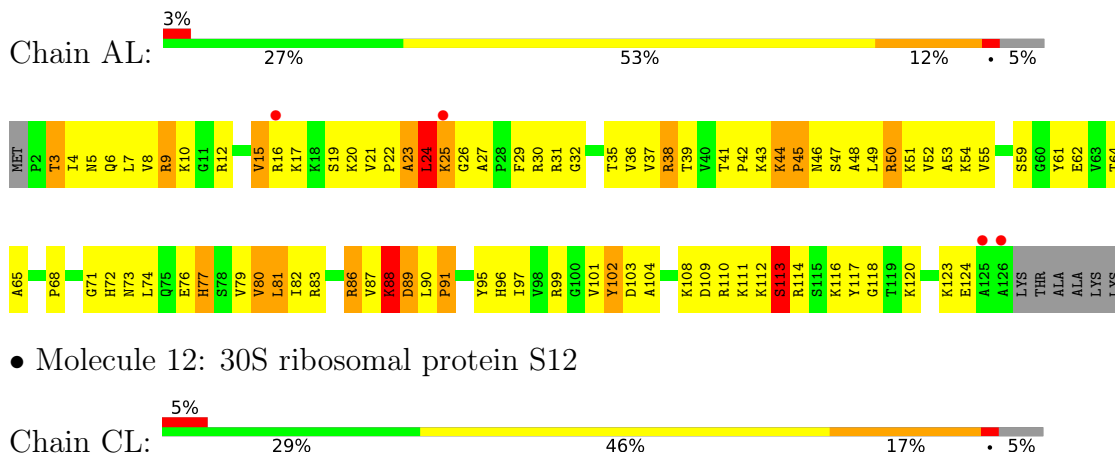




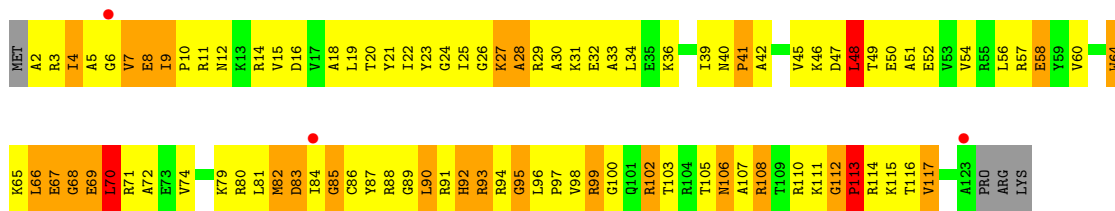
• Molecule 11: 30S ribosomal protein S11



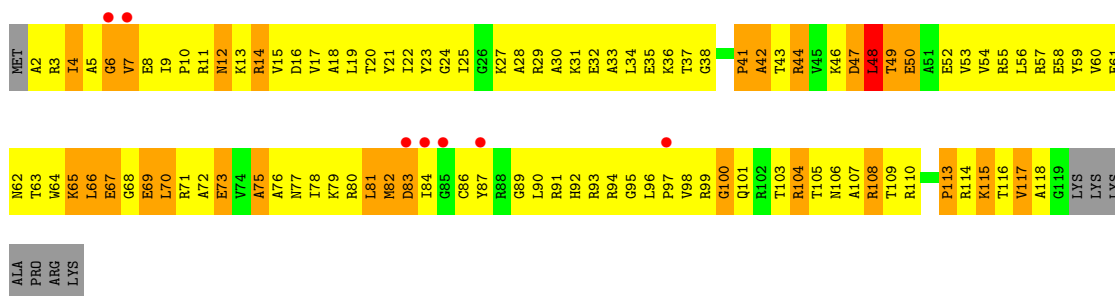
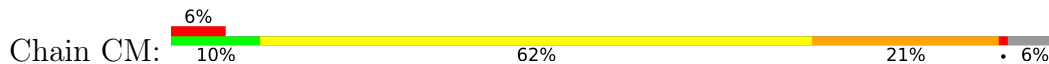
• Molecule 12: 30S ribosomal protein S12



• Molecule 13: 30S ribosomal protein S13



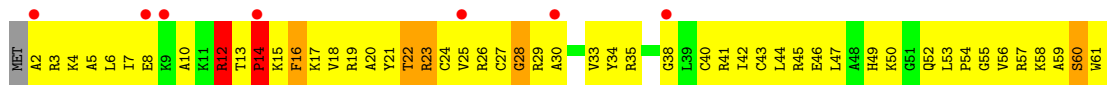
• Molecule 13: 30S ribosomal protein S13




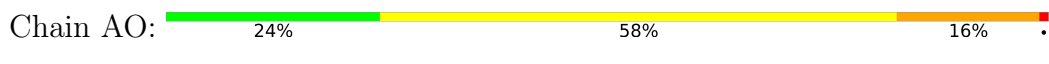
• Molecule 14: 30S ribosomal protein S14



• Molecule 14: 30S ribosomal protein S14

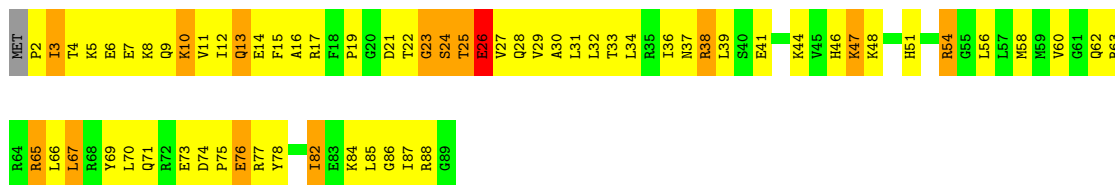


• Molecule 15: 30S ribosomal protein S15





• Molecule 15: 30S ribosomal protein S15

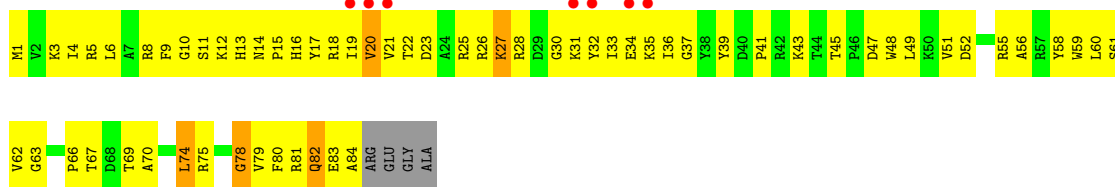




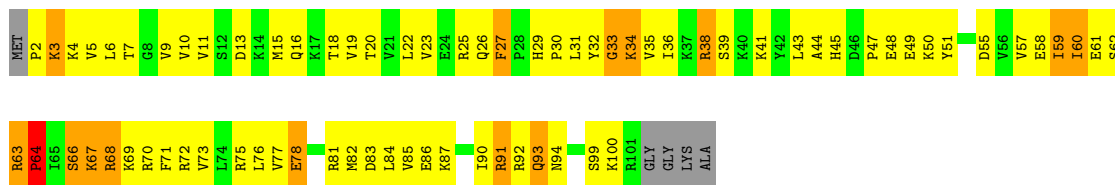
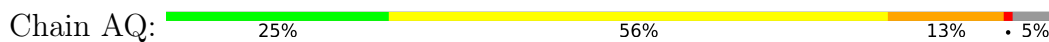
• Molecule 16: 30S ribosomal protein S16



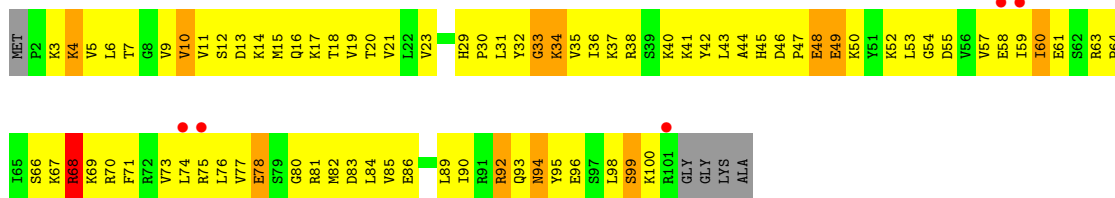
• Molecule 16: 30S ribosomal protein S16



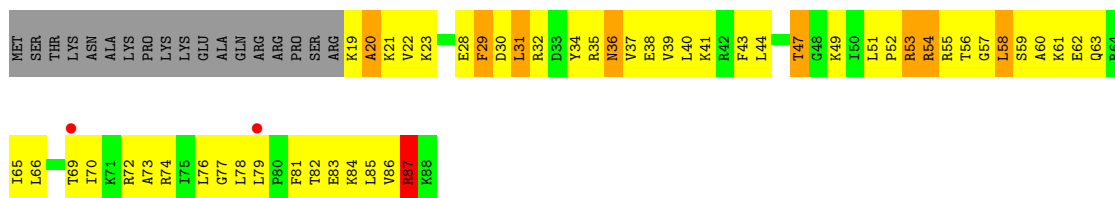
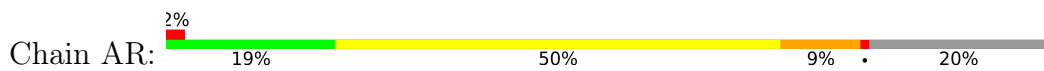
• Molecule 17: 30S ribosomal protein S17



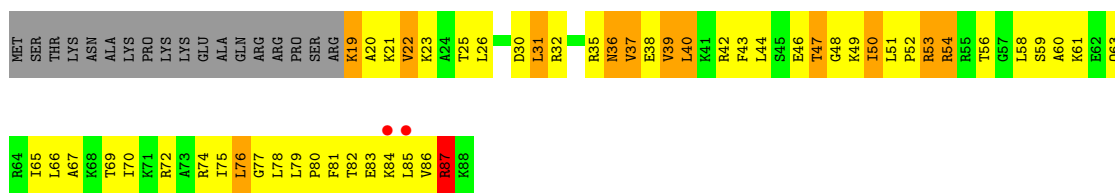
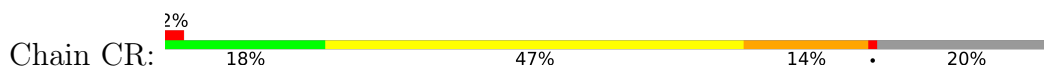
• Molecule 17: 30S ribosomal protein S17



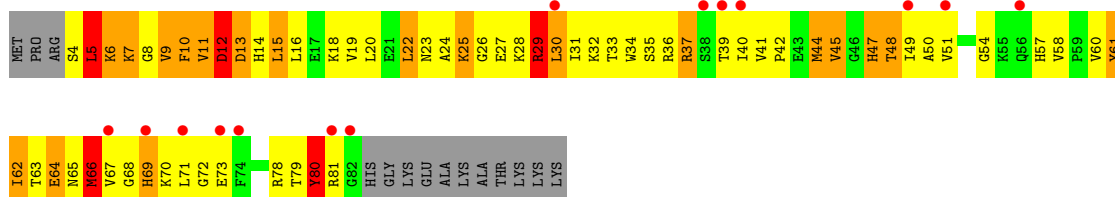
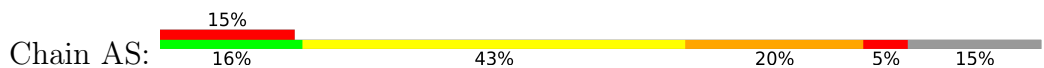
• Molecule 18: 30S ribosomal protein S18



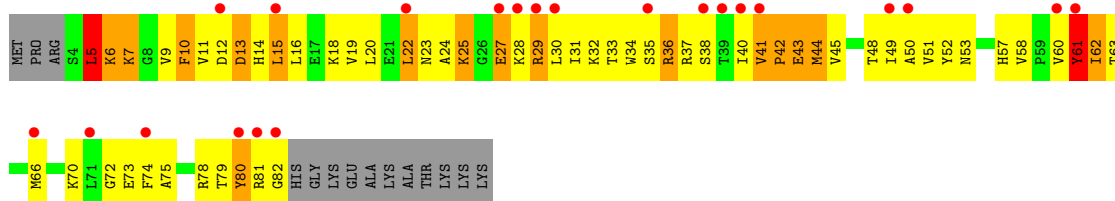
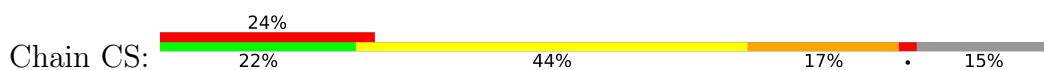
• Molecule 18: 30S ribosomal protein S18



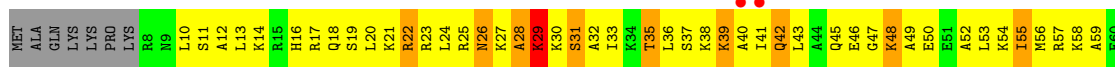
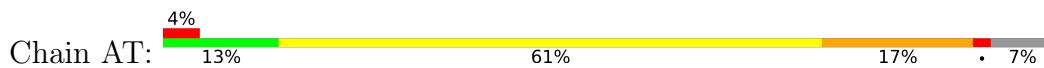
• Molecule 19: 30S ribosomal protein S19




• Molecule 19: 30S ribosomal protein S19


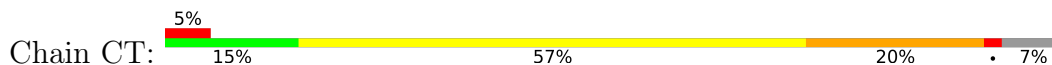


• Molecule 20: 30S ribosomal protein S20

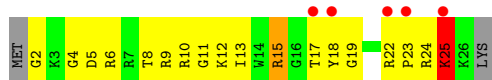




- Molecule 20: 30S ribosomal protein S20



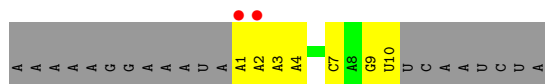
- Molecule 21: 30S ribosomal protein Thx



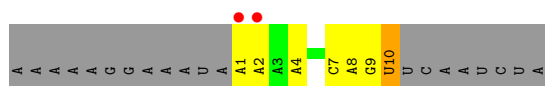
- Molecule 21: 30S ribosomal protein Thx



- Molecule 22: RNA (5'-R(*AP*AP*AP*AP*AP*GP*GP*AP*AP*AP*UP*A*AP*AP*AP*AP*UP*GP*CP*AP*GP*UP*UP*CP*AP*AP*UP*CP*UP*A)-3')

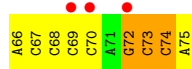


- Molecule 22: RNA (5'-R(*AP*AP*AP*AP*AP*GP*GP*AP*AP*AP*UP*A*AP*AP*AP*AP*UP*GP*CP*AP*GP*UP*UP*CP*AP*AP*UP*CP*UP*A)-3')

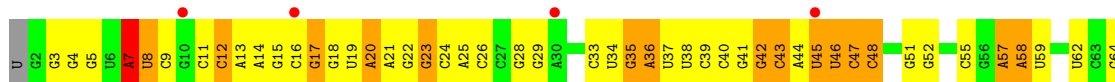


- Molecule 23: tRNA-Gln

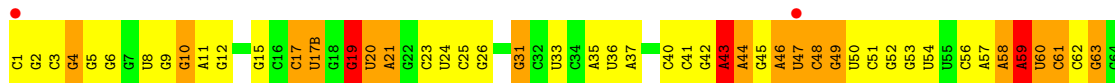




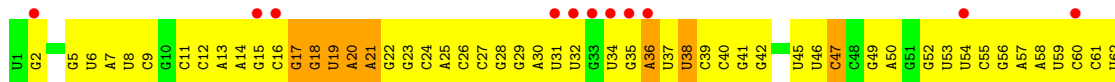
• Molecule 23: tRNA-Gln



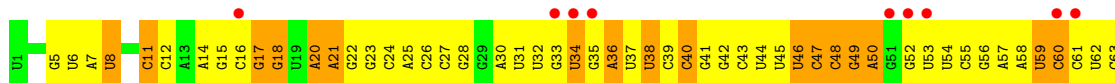
• Molecule 24: tRNA-Met



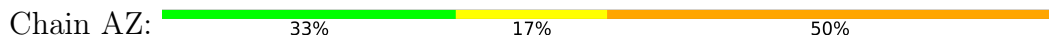
• Molecule 25: tRNA-Gln




• Molecule 26: capreomycin IA

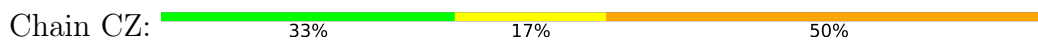


• Molecule 27: capreomycin IA

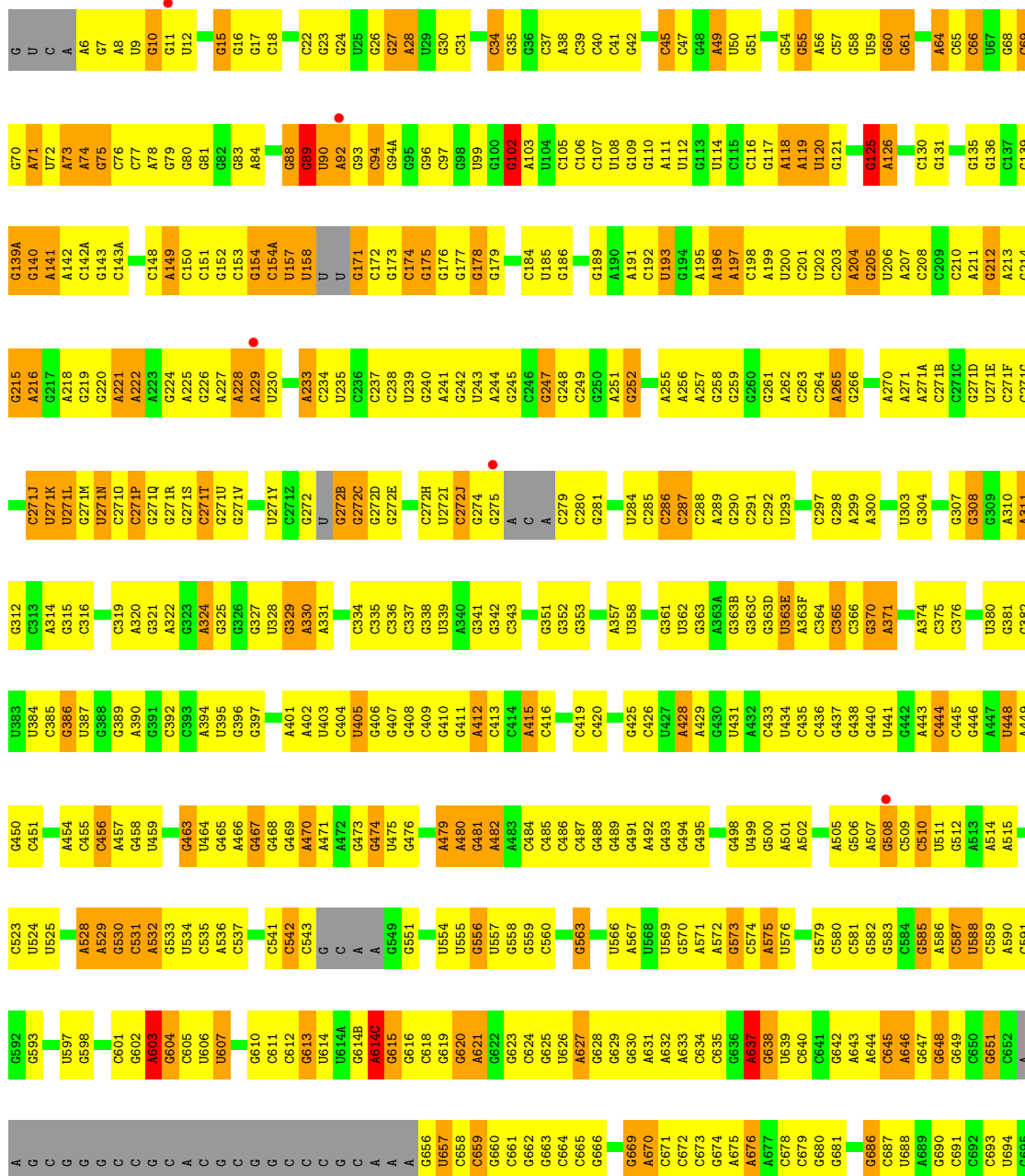




• Molecule 26: capreomycin IA

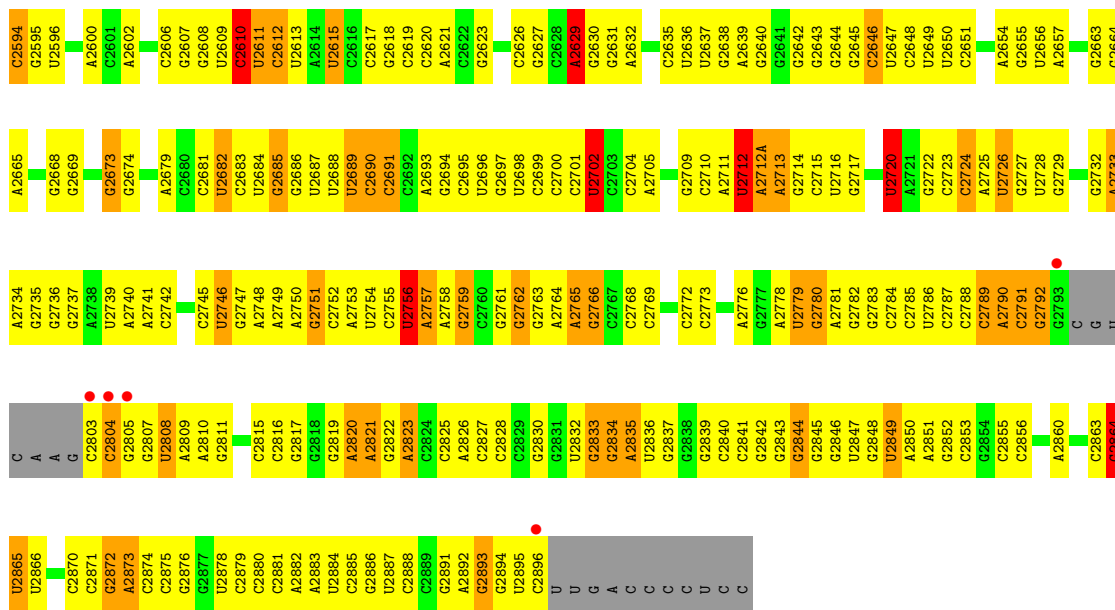


• Molecule 27: 23S ribosomal RNA

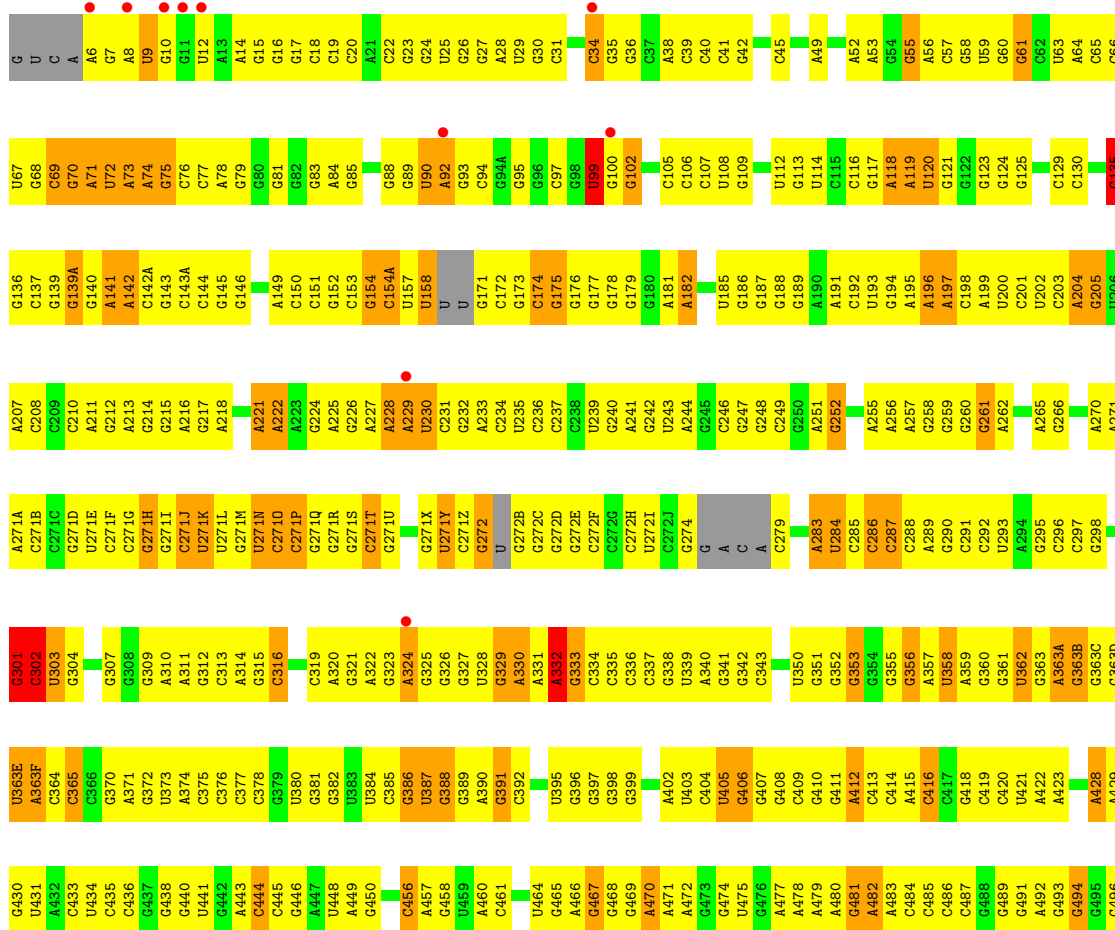


G1559	G1564	C1565	G1568	A1569	A1570	A1571	A1572	G1573	C1574	G1575	U1576	G1577	U1578	A1579	A1580	A1581	G1582	A1583	C1584	A1585	A1586	A1587	G1588	G1589	G1590	G1591	G1592	G1593	G1594	G1595	A1596	A1597	C1598	C1599	G1600	G1601	U1602	A1603	C1607	A1608	A1609	A1610	C1611	C1612	G1613	A1614	C1615	A1616	C1617	A1618	G1619	G1620	U1621	G1622	C1625	G1626		
C1437	U1438	A1439	G1440	G1441	G1442	G1443	G1444	A1445	C1445A	C1446	G1447	G1448	A1449	G1450	C1450A	C1451	A1452	U1453	G1455	G1459	A1460	G1461	C1462	C1463	C1464	G1465	G1466	C1467	C1468	A1469	C1470	C1471	A1472	G1473	C1474	G1475	C1476	A1477	G1478	G1479	G1480	U1481	A1482	G1484	G1485	A1486	G1487	G1488	U1489	A1490	G1491	G1492	A1493	A1494	A1495	A1496	U1497	C1498
C1499	G1500	C1501	U1503	C1504	C1505	C1506	A1507	A1508	C1509	A1509A	A1509B	G1510	C1511	U1512	C1513	U1514	G1515	C1516	G1517	U1518	A1519	U1520	U1523	G1524	U1525	G1526	A1527	G1528	A1529	C1530	C1531	C	U	U	A	C	G	G	G	U	U	A	C	A1544	A1545	C1546	C1547	C1548	A1549	C1550	C1551	A1554	G1555	C1556	C1557	A1558		
U1300	A1301	A1302	G1303	C1304	C1305	A1306	A1307	A1308	G1309	G1310	G1311	U1312	U1313	C1314	C1319	G1320	A1321	A1322	U1323	G1324	G1325	G1326	C1327	G1328	U1329	C1330	A1331	G1332	C1333	G1334	U1335	A1336	G1337	G1338	A1342	G1343	G1344	C1345	G1346	G1347	G1348	A1349	C1350	C1351	U1352	A1354	G1355	G1358	C1359	A1360	C1363	A1365	G1366					
G1368	G1369	C1370	A1373	G1374	C1375	C1376	G1377	A1378	A1379	G1380	G1381	A1384	G1385	C1386	C1387	G1388	G1389	U1390	U1391	U1394	A1395	U1396	C1403	U1404	U1405	U1406	U1407	C1408	C1409	G1410	C1411	A1412	G1413	G1416	C1417	G1418	G1419	U1420	G1421	G1422	G1423	G1424	G1425	G1426	A1427	G1428	G1429	C1430	U1431	C1432	U1433	A1434	G1435	G1436				
U1100	U1101	U1102	U1103	U1104	U1105	U1106	U1107	U1108	U1109	U1110	U1111	U1112	U1113	U1114	U1115	U1116	U1117	U1118	U1119	U1120	U1121	U1122	U1123	U1124	U1125	U1126	U1130	U1131	U1132	U1133	U1135	U1136	U1137	U1138	U1139	U1141	U1142	U1143	U1144	U1145	U1146	U1147	U1150	U1151	U1152	U1153												
G	C	G	U	A	U	A	U	G	U	G	U	G	U	G	U	G	U	G	U	G	U	G	U	C	U	A	U	G	A	G	A	G	A	C	A	U	U	U	U	U	A	A	A	G	A	G	U											
G1154	A1155	A1156	G1161	G1162	G1163	G1164	U1165	U1166	U1167	G1168	G1169	G1170	G1171	G	U	A	C	A	C	C1178	C1179	C1180	C1181	G1184	G1185	G1186	G1187	U1188	A1189	G1190	G1191	G1192	G1193	A1194	G1195	G1196	G1197	U1198	U1199	C1200	C1201	C1202	G1203	A1204	U1205	C1208	G1209	A1210	U1211	G1212	A1213	G1216	C1217	G1218	A1219	A1220		
C1221	C1221A	G1222	G1223	C1224	G1225	C1230	G1231	G1238	G1239	U1240	A1241	G1245	A1246	A1247	G1248	U1249	G1250	C1251	G1252	A1253	G1256	C1257	G1258	G1259	G1260	U1261	A1262	U1263	C1270	G1271	A1272	U1273	A1274	A1275	A1276	G1277	C1278	C1279	G1280	G1281	U1282	A1286	U1287	U1288	G1289	C1290	C1291	U1292	C1293	C1297	G1298	U1299						
U1300	A1301	A1302	G1303	C1304	C1305	A1306	A1307	A1308	G1309	G1310	G1311	U1312	U1313	C1314	C1319	G1320	A1321	A1322	U1323	G1324	G1325	G1326	C1327	G1328	U1329	C1330	A1331	G1332	C1333	G1334	U1335	A1336	G1337	G1338	A1342	G1343	G1344	C1345	G1346	G1347	G1348	A1349	C1350	C1351	U1352	A1354	G1355	G1358	C1359	A1360	C1363	A1365	G1366					
G1368	G1369	C1370	A1373	G1374	C1375	C1376	G1377	A1378	A1379	G1380	G1381	A1384	G1385	C1386	C1387	G1388	G1389	U1390	U1391	U1394	A1395	U1396	C1403	U1404	U1405	U1406	U1407	C1408	C1409	G1410	C1411	A1412	G1413	G1416	C1417	G1418	G1419	U1420	G1421	G1422	G1423	G1424	G1425	G1426	A1427	G1428	G1429	C1430	U1431	C1432	U1433	A1434	G1435	G1436				
C1437	U1438	A1439	G1440	G1441	G1442	G1443	G1444	A1445	C1445A	C1446	G1447	G1448	A1449	G1450	C1450A	C1451	A1452	U1453	G1455	G1459	A1460	G1461	C1462	C1463	C1464	G1465	G1466	C1467	C1468	A1469	C1470	C1471	A1472	G1473	C1474	G1475	C1476	A1477	G1478	G1479	G1480	U1481	A1482	G1484	G1485	A1486	G1487	G1488	U1489	A1490	G1491	G1492	A1493	A1494	A1495	A1496	U1497	C1498
C1499	G1500	C1501	U1503	C1504	C1505	C1506	A1507	A1508	C1509	A1509A	A1509B	G1510	C1511	U1512	C1513	U1514	G1515	C1516	G1517	U1518	A1519	U1520	U1523	G1524	U1525	G1526	A1527	G1528	A1529	C1530	C1531	C	U	U	A	C	G	G	G	U	U	A	C	A1544	A1545	C1546	C1547	C1548	A1549	C1550	C1551	A1554	G1555	C1556	C1557	A1558		

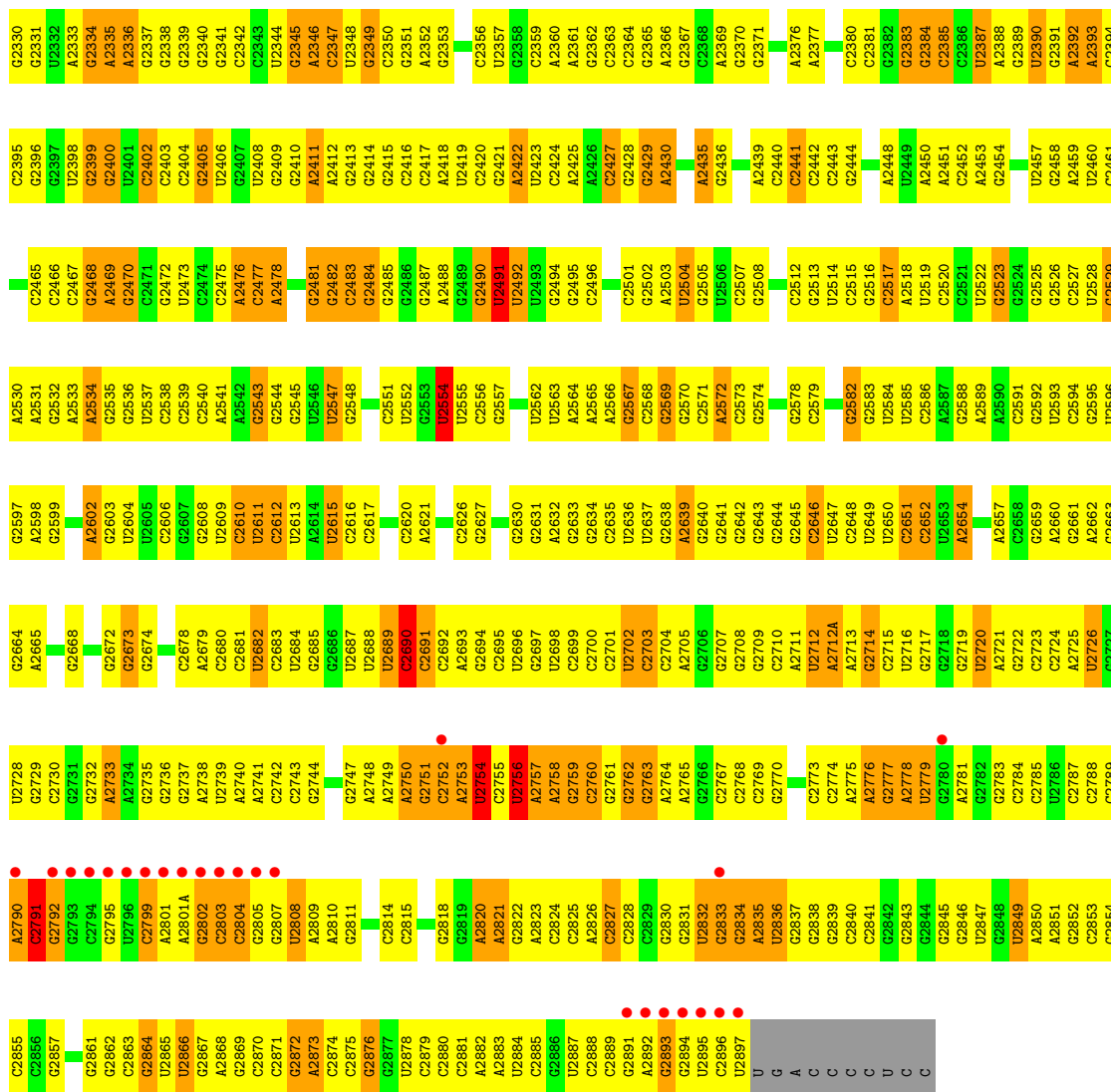
A2530	C2465	C2394	C2261	U2189	A2058	G1987	A1912	U1833	C1771	A1690	G1627
A2531	C2466	C2395	U2262	G2190	A2059	C1988	A1913	U1834	C1772	A1691	G1628
G2532	C2467	G2396	C2263	G2191	A2060	C1989	C1914	C1835	A1773	A1692	G1629
A2533	G2468	G2397	G2264	G2192	G2061	C1990	U1915	G1836	G1774	U1693	G1630
A2534	A2469	U2398	G2265	G2193	A2062	C1991	A1916	C1837	C1775	C1694	G1631
G2535	A2470	U2399	A2266	G2194	C2063	G1992	U1917	C1838	U1776	A1631A	G1632
G2536	C2471	G2400	A2267	G2195	C2064	U1993	A1918	G1839	G1777	A1632	G1633
U2537	G2472	U2401	A2268	C1996	C2065	G1997	A1919	G1842	U1778	A1697	G1634
C2538	U2473	A2402	G2270	G2066	C2066	C1998	C1920	C1843	U1779	A1698	G1635
C2539	A2474	A2403	G2271	G2067	G2067	C1999	G1921	C1844	A1780	A1701	G1636
G2542	C2475	C2404	U2272	A2068	U2068	G2000	C1925	C1845	G1781	A1702	G1637
G2543	C2476	G2405	A2273	C2001	G2069	G2000	U1926	G1846	C1782	G1703	G1638
G2544	C2477	U2406	A2274	C2202	G2070	A2001	U1926	A1847	G1783	U1704	U1639
G2545	A2478	G2409	C2275	C2203	A2071	G2002	G1929	A1847	A1783	G1705	C1640
G2546	G2481	C2412	G2276	U2203	G2072	C2006	G1930	A1854	A1784	G1706	A1641
U2547	G2482	C2343	G2277	G2205	C2073	C2006	G1931	A1855	A1785	U1706	A1641
G2548	C2483	C2344	A2278	G2206	C2074	G2009	U1932	G1856	A1786	G1707	G1642
G2549	G2484	U2344	G2279	G2207	U2075	G2010	G1933	G1857	C1787	G1708	G1643
G2550	G2485	A2346	G2280	A2208	U2075	G2011	G1934	G1858	C1788	U1709	C1644
C2551	G2486	C2347	C2281	U2218	C2078	G2012	C1935	G1859	C1789	C1710	G1645
G2552	G2487	G2348	G2282	G2219	U2079	G2013	G1935	A1859	C1790	C1711	A1652
G2553	A2488	G2349	G2283	G2220	G2080	A2013	A1936	G1860	A1791	U1712	G1648
G2554	G2489	C2350	C2284	G2221	C2081	A2014	A1937	G1861	G1792	G1713	G1649
G2555	G2490	G2351	A2285	G2222	A2082	A2015	A1938	G1862	C1793	U1714	G1650
C2556	U2491	G2352	A2286	G2223	G2083	U2016	U1939	G1863	U1794	G1717	A1652
G2557	U2492	A2422	A2287	A2225	C2084	U2017	U1940	U1864	C1795	G1718	G1653
G2558	U2493	U2423	A2288	C2226	C2085	A2018	U1946	G1865	U1796	G1719	A1654
G2559	C2494	G2355	G2289	A2227	C2086	A2019	U1947	G1866	C1797	U1720	A1655
C2560	G2495	C2356	G2290	G2228	G2087	A2020	C1947	A1876	U1798	G1721	C1656
G2561	G2496	U2357	U2291	G2229	G2088	C2021	G1948	A1877	G1799	A1722	C1657
U2562	A2497	G2358	C2292	G2230	U2089	U2022	U1948	G1878	C1800	U1739	C1658
U2563	C2498	G2359	G2293	G2231	G2090	G2023	U1951	C1879	C1801	U1740	U1659
A2564	U2500	A2360	C2295	U2232	U2091	G2024	A1952	C1880	G1801	G1741	A1660
A2565	C2501	A2430	C2296	U2233	U2092	C2025	A1953	C1881	C1804	G1742	G1661
G2566	G2502	A2434	C2297	G2234	G2093	G2025	G1954	C1882	U1805	G1743	C1662
G2567	G2503	A2435	G2298	G2235	G2094	G2029	U1955	C1883	C1806	C1744	C1663
G2568	G2504	A2436	G2299	G2236	U2098	A2030	U1956	A1884	G1807	C1745	A1664
G2569	G2505	A2437	G2300	G2237	U2099	A2031	C1957	A1885	U1808	C1745A	A1665
U2570	U2506	A2439	C2301	G2238	G2100	G2032	C1958	C1886	U1809	G1746	G1666
C2571	C2507	C2440	G2302	G2239	G2101	A2033	G1959	C1887	A1810	G1747	G1667
C2572	G2508	C2441	A2305	A2240	C2103	G2036	U1963	G1888	A1811	G1747A	A1668
G2573	C2512	C2442	C2306	G2242	G2104	G2037	G1964	A1889	A1812	G1748	A1669
G2574	G2513	C2443	G2307	G2243	C2105	G2038	C1967	C1890	G1813	A1749	C1670
C2575	U2514	G2444	G2308	U2244	G2106	C2039	C1968	G1891	G1816	U1751	U1673
G2578	C2515	A2448	A2309	U2245	G2110	C2040	G1969	G1897	G1817	C1752	G1674
G2579	G2516	U2449	A2310	G2246	C2111	U2041	A1969	U1898	U1818	G1753	C1675
U2580	C2517	A2450	A2311	G2247	C2112	A1970	A1970	G1899	U1819	A1755	A1676
G2581	A2451	G2452	U2312	G2248	A2114	C2043	A1971	A1900	U1820	G1756	A1677
G2582	U2519	C2453	C2313	U2249	G2115	C2044	A1972	A1901	A1821	U1757	G1678
G2583	C2520	A2453	C2314	G2250	G2116	C2044	A1973	C1902	G1821	G1758	G1681
U2584	C2521	A2454	C2315	G2251	A2117	G2048	C1974	G1903	G1824	A1759	G1682
U2585	U2522	U2457	C2316	G2253	U2118	G2049	G1975	G1904	A1825	A1762	G1683
C2586	G2523	G2458	C2317	G2254	A2119	C2050	G1975	G1905	G1826	A1763	C1684
A2587	G2524	A2459	G2318	G2255	U2120	A2051	C1979	G1906	C1827	G1764	C1685
G2588	G2525	G2460	C2319	G2256	G2121	G2052	A1980	G1907	C1828	C1765	C1686
U2590	G2526	C2461	A2320	U2257	U2122	G2052	A1981	C1908	A1829	C1766	C1687
C2591	U2527	G2462	A2321	C2258	G2123	C2055	C1982	C1909	G1830	U1766	U1688
C2592	G2528	A2392	G2325	G2259	G2124	G2056	C1982	G1910	C1831	C1767	U1688
C2593	C2326	C2393	C2326	G2260	G2125	A2057	A1986	U1911	C1832	U1768	A1689



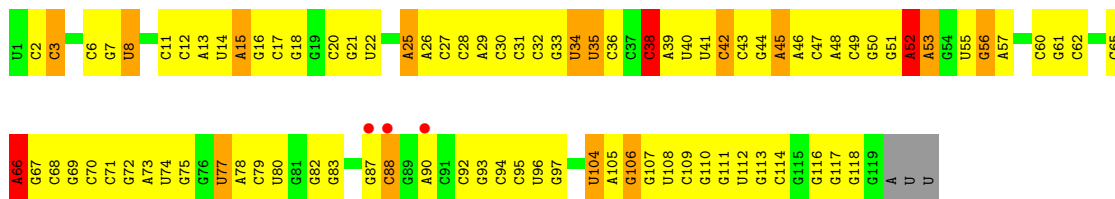
• Molecule 27: 23S ribosomal RNA



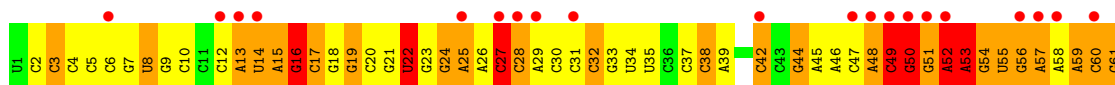
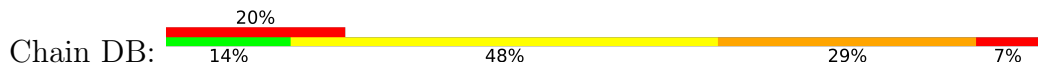
A2867	A2197	G2127	G2061	U1926	G1850	A1786	C1708	U1639	U1576	A1509B	C1445A	A1379
A2868	A2199	C2128	A2062	A1927	U1851	A1787	U1709	C1640	C1577	G1510	G1448	G1380
A2269	G2200	G2131	C2063	A1928	C1852	C1788	C1710	A1641	U1578	C1511	G1449	A1384
G2271	C2201	U2132	C2064	G1929	A1853	A1789	C1711	G1642	A1579	U1512	A1448	G1385
U2272	C2202	G2133	C2065	G1930	A1854	C1790	U1712	G1643	A1580	C1513	G1450	G1386
A2273	G2203	U2134	G2066	G1933	G1855	A1791	U1713	C1644	G1581	U1514	G1450A	C1387
A2274	C2205	A2135	G2067	G1934	G1857	G1792	G1714	G1645	C1582	G1515	C1451	G1388
C2275	G	A2136	U2068	G1935	G1858	C1793	G1717	G1646	A1583	C1516	A1452	G1389
A2278	A	C2136	C2069	A1936	A1859	U1794	G1718	G1647	U1584	G1517	A1453	G1390
G2279	U	G2137	G2070	A1937	G1795	C1795	G1719	C1648	U1586	U1518	G1455	A1393
G2280	G	C2138	C2071	A1938	G1862	C1797	U1720	G1649	A1587	U1519	G1456	A1449
C2281	C	C2139	G2072	A1939	G1863	U1798	G1721	G1650	C1588	G1520	A1457	A1396
C2282	A	C2140	C2073	U1940	U1864	G1799	U1722	A1651	C1589	U1523	G1458	U1396
C2283	G	C2141	U2074	C1941	G1865	G1799	U1739	A1652	U1590	G1524	G1459	C1399
C2284	U	C2142	U2075	C1942	G1866	C1800	G1740	C1653	G1591	G1525	A1460	G1400
C2285	A	U2144	C2076	G1943	A1877	A1801	A1741	A1654	C1592	G1526	G1461	G1401
C2286	G	C2145	U2079	U1944	A1878	C1804	G1742	A1655	G1593	G1527	G1465	G1402
A2288	U	C2146	A2080	G1945	G1878	U1805	C1744	A1656	G1594	A1528	G1466	C1403
A2289	G	G2147	C2081	U1946	C1879	C1806	G1745	A1657	G1595	A1528A	G1467	C1404
A2290	C	C2148	C2082	C1947	C1880	C1807	C1745A	A1658	A1596	C1529	C1474	U1405
A2291	A	G2149	A2082	G1948	C1881	U1808	G1746	U1659	U1597	C	C1475	U1406
A2292	G	U2150	C2083	U1949	C1882	A1809	G1747	G1660	C1598	C	G1476	A1407
A2293	U	G2151	C2084	U1950	A1883	A1810	G1747A	G1661	C1599	C	A1471	C1408
A2294	C	G2152	C2085	A1951	G1884	G1811	G1748	C1662	G1600	C	A1472	C1409
A2295	G	C2153	G2086	A1952	A1885	A1812	A1749	A1664	U1602	A	G1473	G1410
A2296	C	G2154	C2087	A1953	A1886	A1813	A1750	A1665	A1603	C	C1474	C1411
A2297	A	U2155	U2088	G1954	C1887	G1814	C1751	A1666	A1604	C	G1475	A1412
A2298	G	C2156	C2089	U1955	A1888	A1815	G1752	G1667	C1605	C	G1476	G1413
A2299	U	G2157	G2090	G1956	A1889	A1816	G1753	A1668	G1606	C	G1478	G1416
A2300	C	A2158	U2091	C1957	A1890	G1817	G1754	A1669	C1607	U	G1479	C1417
A2301	G	G2159	C2092	G1958	C1891	A1818	A1755	A1670	A1608	U	A1480	G1418
A2302	A	C2160	A2094	G1959	C1892	U1819	G1756	U1671	A1609	C	U1481	A1419
A2303	G	C2161	C2095	C1962	G1897	U1820	U1757	A1672	A1610	C	G1482	U1420
A2304	C	G2162	A2098	G1963	U1897	A1821	G1758	U1673	C1611	A1544	G1485	A1421
A2305	A	U2163	U2099	G1964	U1898	G1822	A1759	G1674	C1612	A1545	G1486	G1422
A2306	G	C2164	G2100	C1967	G1899	G1823	A1760	C1675	G1613	C1546	G1488	G1423
A2307	U	G2165	G2101	U1968	A1900	G1824	G1761	A1676	A1614	C1547	U1489	G1424
A2308	C	G2166	G2102	G1969	A1901	A1825	A1762	A1677	C1615	C1548	A1490	G1425
A2309	A	C2167	U2102	A1970	C1902	G1826	G1763	G1682	C1617	U	A1491	G1426
A2310	G	G2168	C2103	A1971	G1903	C1827	G1764	G1685	G1619	A1554	G1492	A1427
A2311	C	U2172	C2104	A1972	G1904	G1828	G1765	C1686	G1620	C1557	A1493	C1428
A2312	A	A2173	G2110	G1980	C1905	A1829	U1766	U1685	U1621	A1588	A1494	G1429
A2313	G	C2174	C2111	A1981	G1907	U1833	U1768	C1687	U1622	A1589	A1496	U1431
A2314	U	C2175	U2112	C1982	C1908	A1834	G1771	U1688	G1623	G1563	U1497	U1432
A2315	C	U2176	A2114	G1983	U1911	G1835	G1772	A1689	G1624	U1564	U1498	U1433
A2316	A	G2177	G2115	G1984	A1912	C1836	A1773	U1693	C1625	C1585	A1499	A1434
A2317	G	C2178	G2116	G1985	A1913	G1837	G1774	C1694	G1626	A1586	G1500	G1435
A2318	C	C2179	U2117	A1986	C1914	U1840	U1775	G1695	U1629	A1567	C1501	G1436
A2319	A	U2180	U2118	G1987	U1915	A1841	G1776	G1696	U1629	A1567	C1502	U1437
A2320	G	G2181	A2119	C1988	A1916	A1842	U1779	G1696	U1629	A1567	U1503	U1438
A2321	U	C2182	G2054	G1989	U1917	C1843	A1780	G1697	A1632	A1569	A1504	A1439
A2322	C	G2183	U2121	C1990	A1918	A1844	G1781	A1698	G1633	A1570	C1505	G1440
A2323	A	C2184	G2056	U1991	A1919	G1845	C1781	G1699	A1634	A1571	C1506	G1441
A2324	G	G2185	A2057	G1992	A1919	A1846	C1782	A1700	G1635	A1572	A1507	G1442
A2325	C	C2186	U2058	U1993	U1923	A1847	A1783	A1701	G1636	A1573	A1508	G1443
A2326	A	G2187	A2059	G1994	C1924	A1848	A1784	A1701	A1637	G1574	C1509	G1444
A2327	U	C2188	A2060	U1995	C1925	G1849	A1785	G1707	C1638	C1575	A1509A	A1445

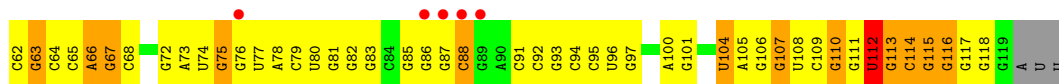


● Molecule 28: 5S ribosomal RNA

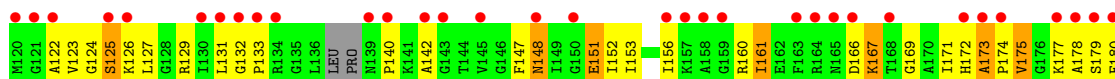
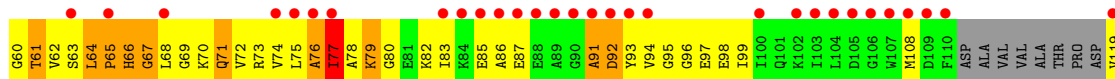
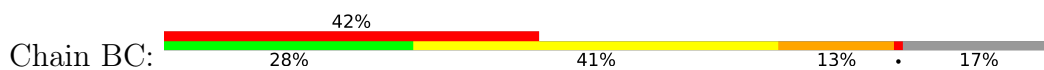


● Molecule 28: 5S ribosomal RNA

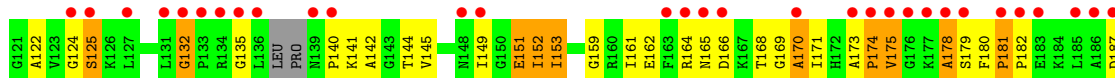
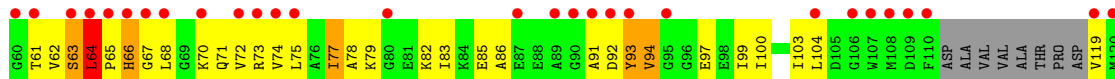
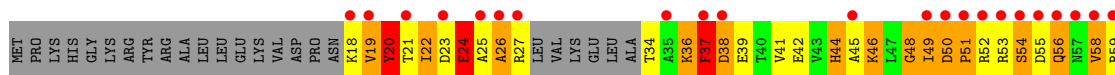
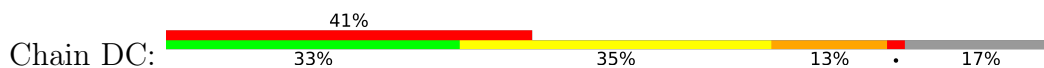




• Molecule 29: 50S ribosomal protein L1




• Molecule 29: 50S ribosomal protein L1

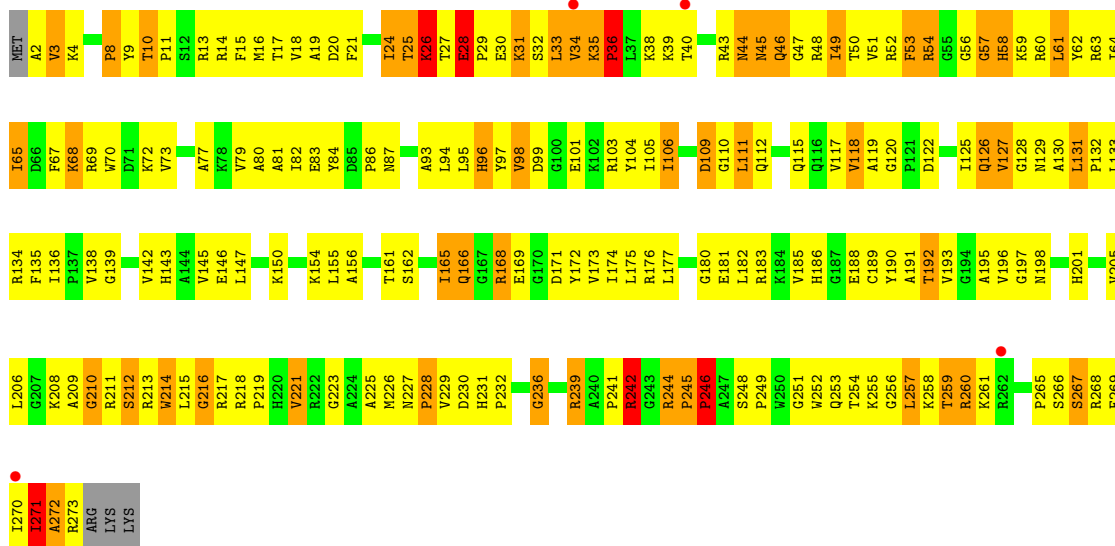


• Molecule 30: 50S ribosomal protein L2

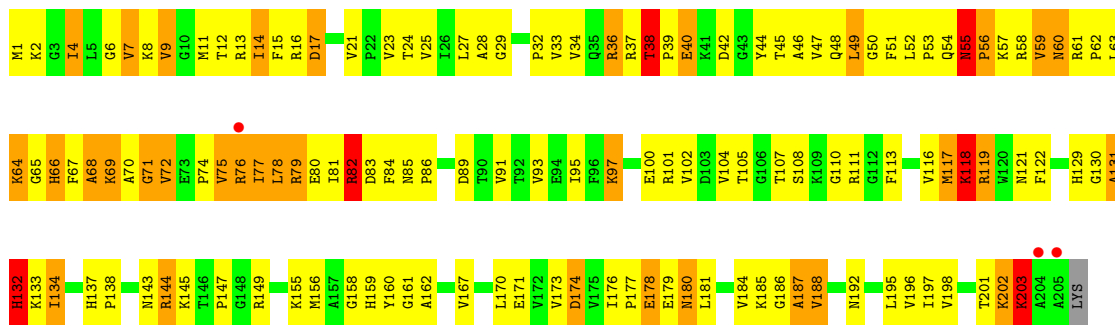





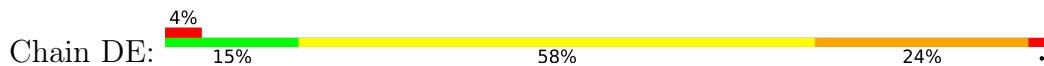
• Molecule 30: 50S ribosomal protein L2

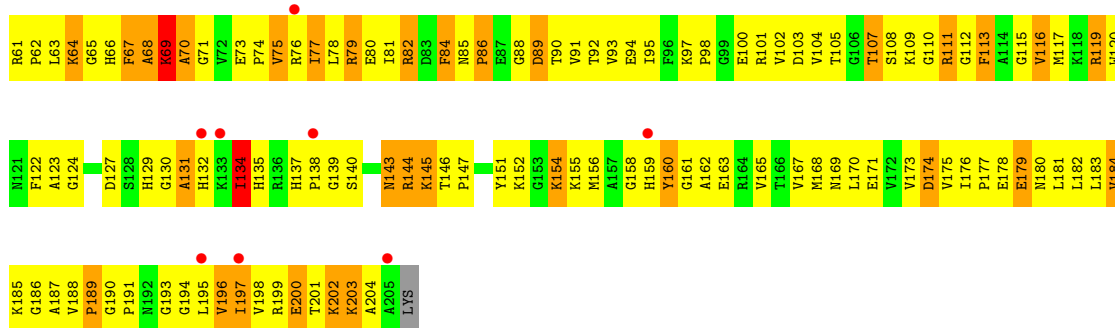


• Molecule 31: 50S ribosomal protein L3

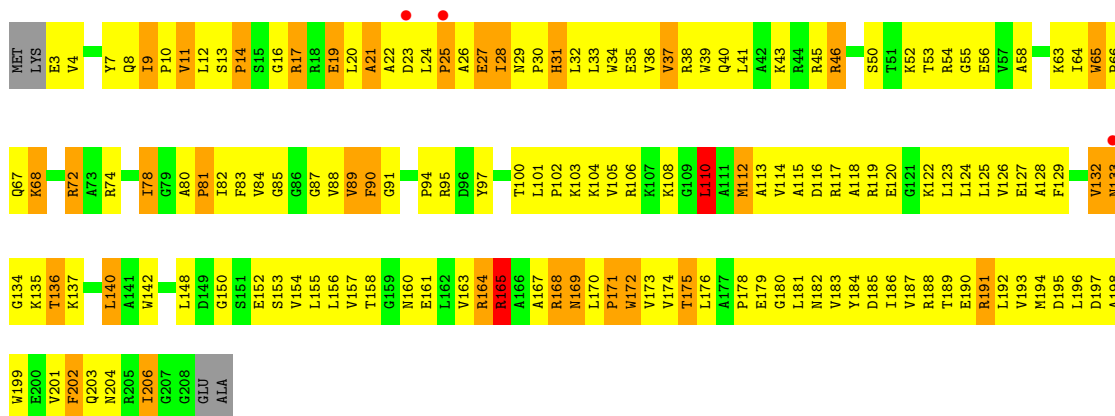


• Molecule 31: 50S ribosomal protein L3

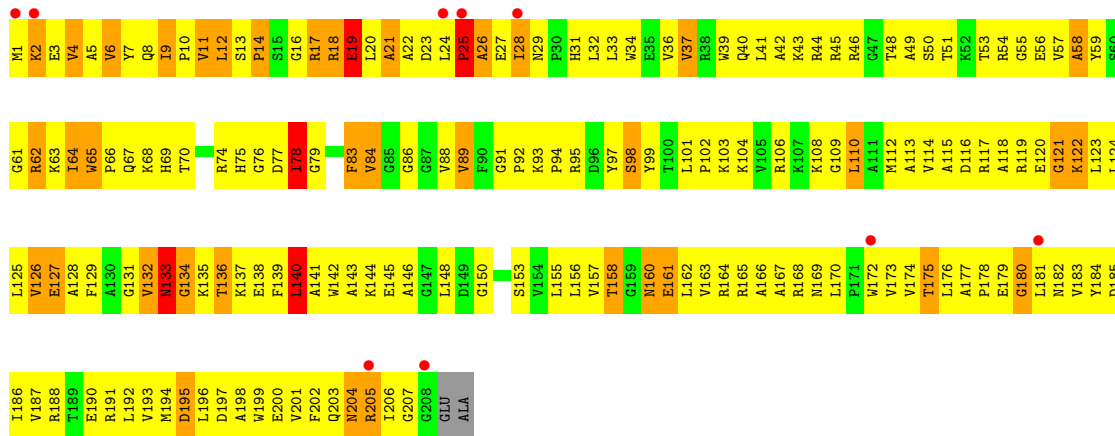




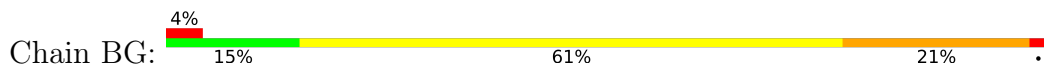
• Molecule 32: 50S ribosomal protein L4

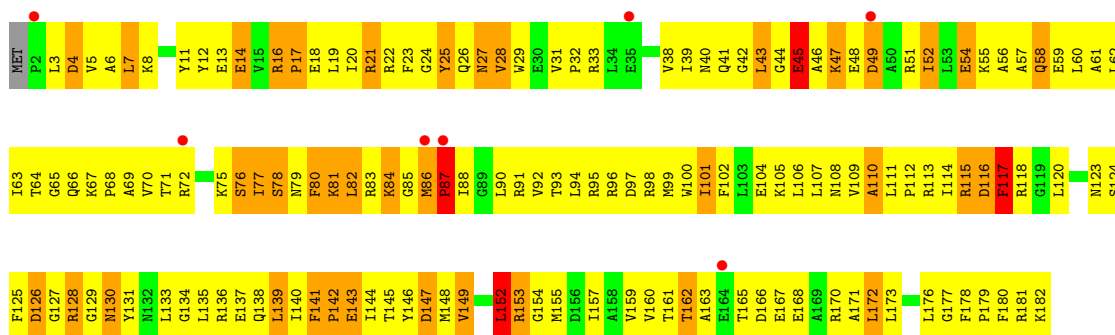


• Molecule 32: 50S ribosomal protein L4

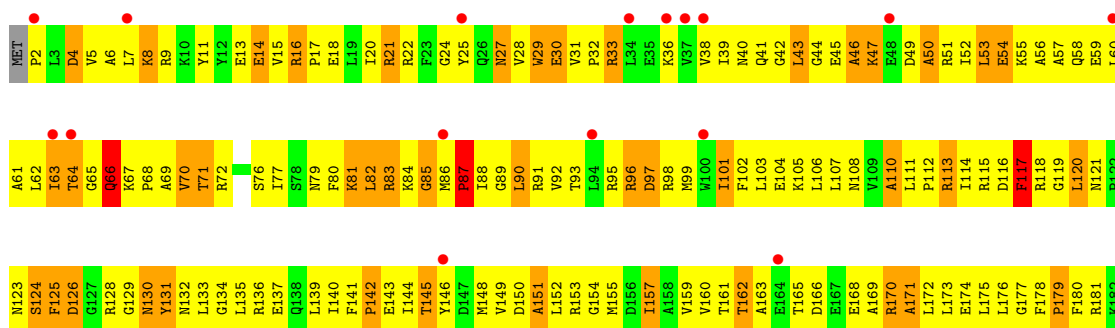
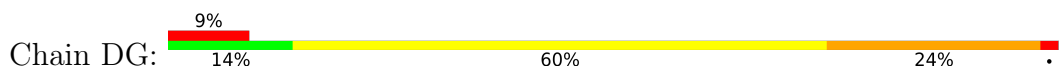


• Molecule 33: 50S ribosomal protein L5

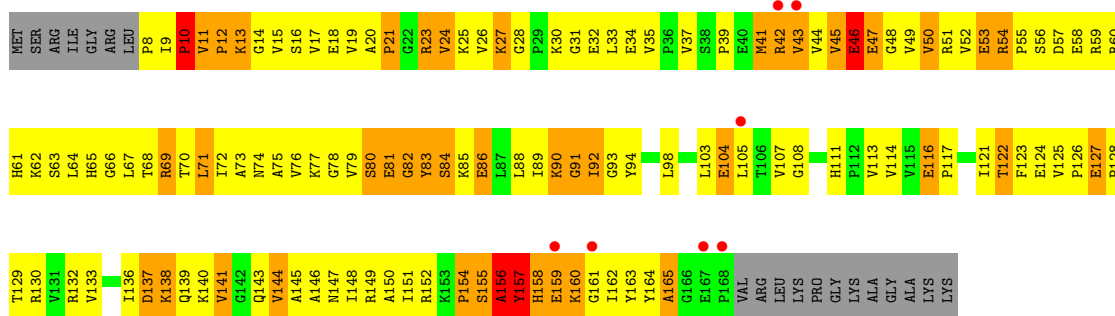
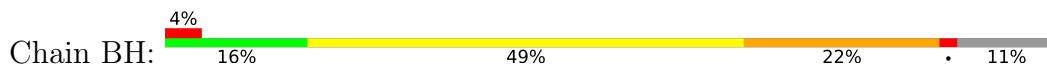




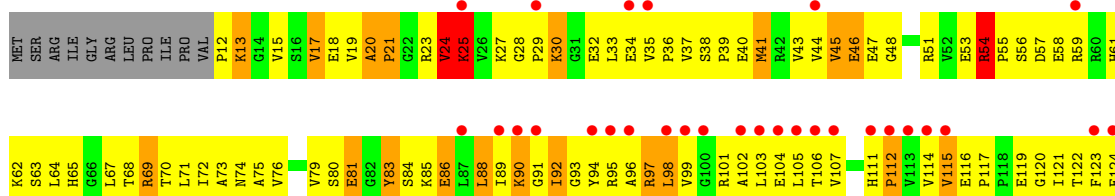
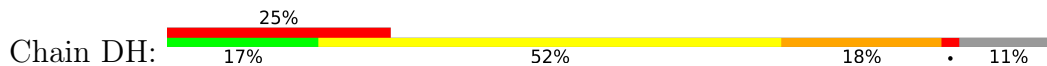
• Molecule 33: 50S ribosomal protein L5

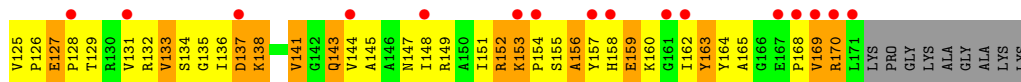


• Molecule 34: 50S ribosomal protein L6

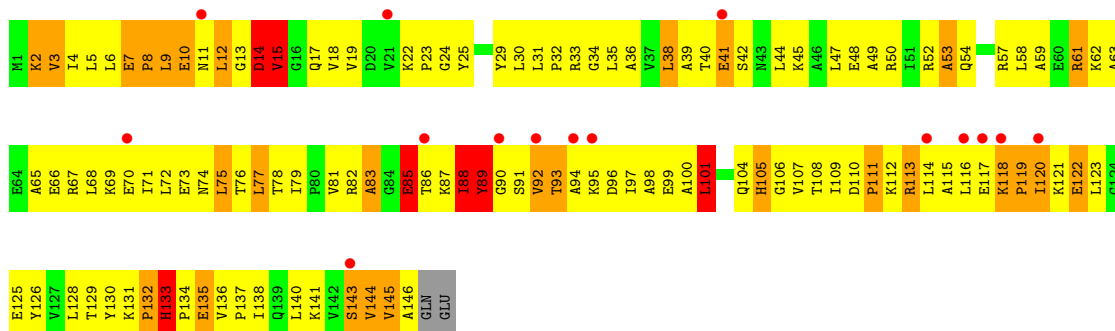
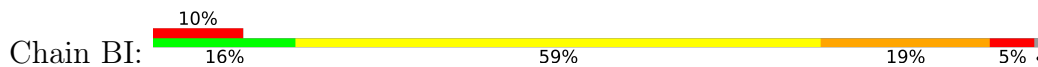


• Molecule 34: 50S ribosomal protein L6

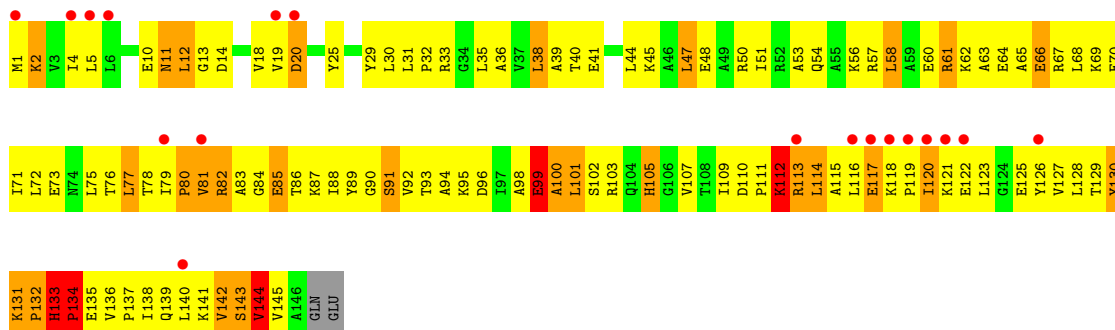





• Molecule 35: 50S ribosomal protein L9



• Molecule 35: 50S ribosomal protein L9

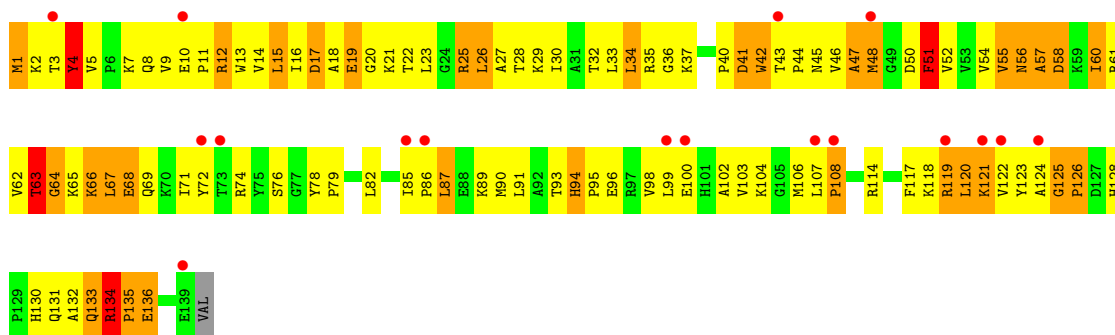


• Molecule 36: 50S ribosomal protein L13

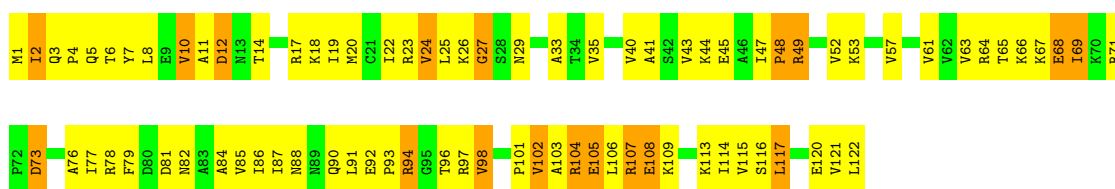


• Molecule 36: 50S ribosomal protein L13

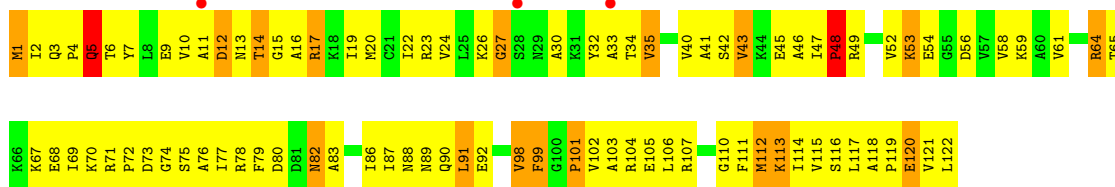




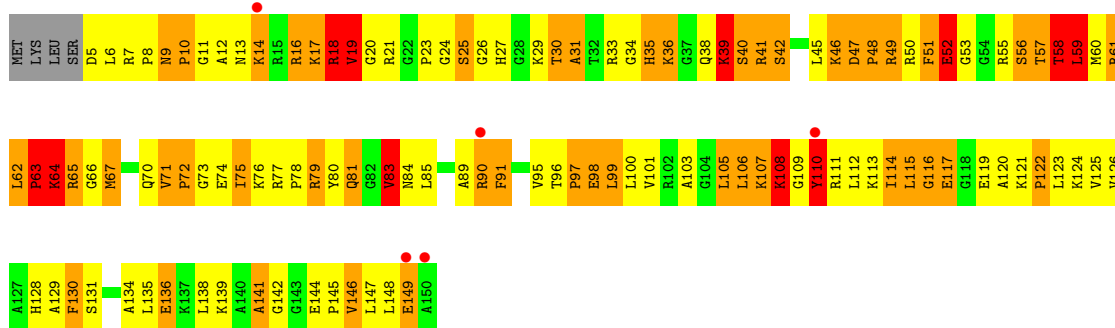
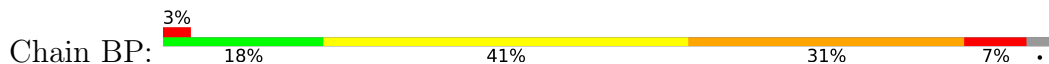
• Molecule 37: 50S ribosomal protein L14



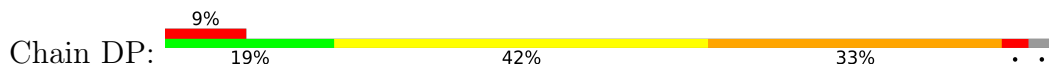
• Molecule 37: 50S ribosomal protein L14

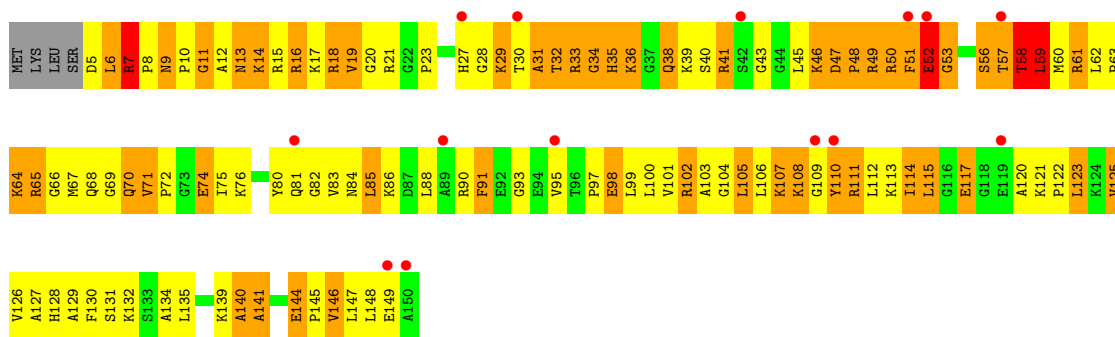


• Molecule 38: 50S ribosomal protein L15



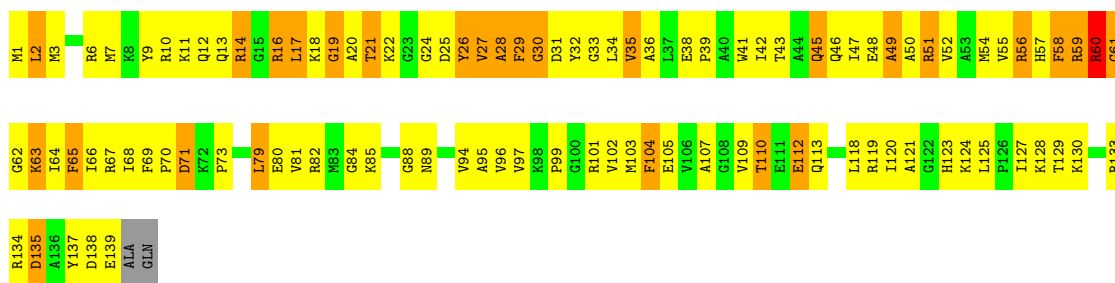
• Molecule 38: 50S ribosomal protein L15





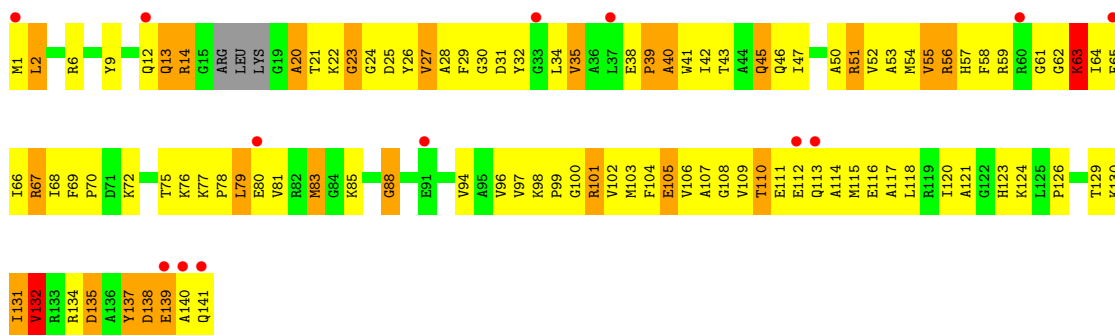
- Molecule 39: 50S ribosomal protein L16

Chain BQ: 26% 53% 19% ..



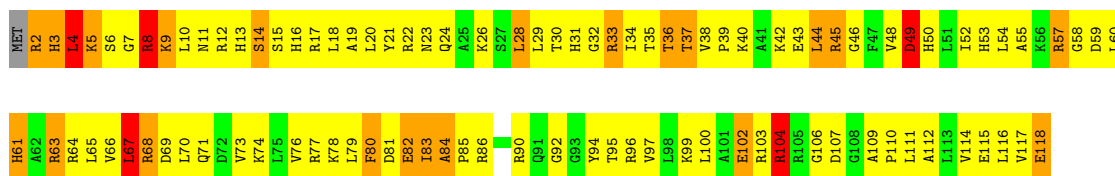
- Molecule 39: 50S ribosomal protein L16

Chain DQ: 9% 26% 53% 18% ..




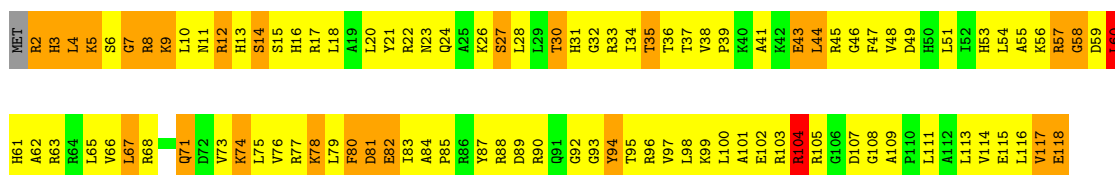
- Molecule 40: 50S ribosomal protein L17

Chain BR: 16% 61% 18% ..



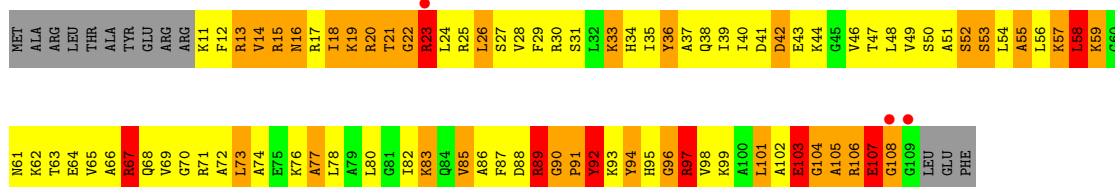
- Molecule 40: 50S ribosomal protein L17

Chain DR: 




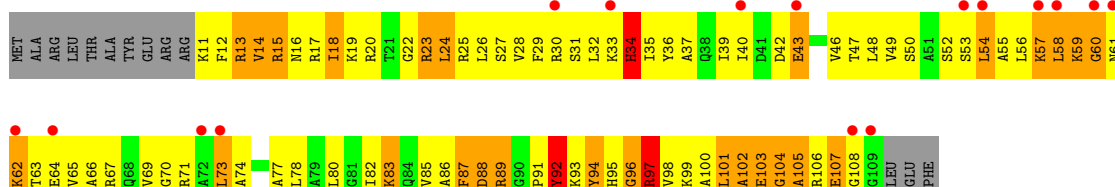
• Molecule 41: 50S ribosomal protein L18

Chain BS: 





• Molecule 41: 50S ribosomal protein L18

Chain DS: 




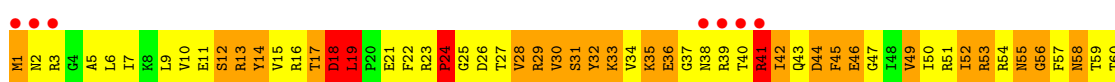
• Molecule 42: 50S ribosomal protein L19

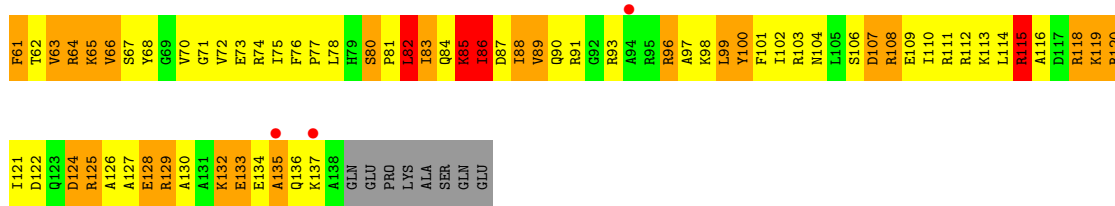
Chain BT: 



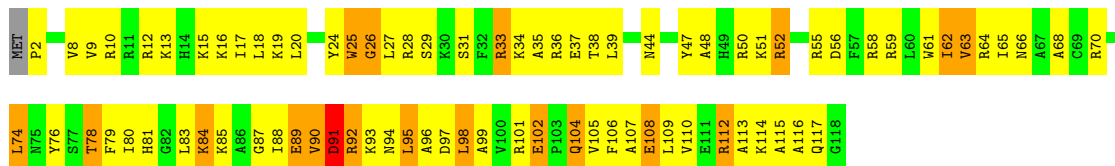
• Molecule 42: 50S ribosomal protein L19

Chain DT: 

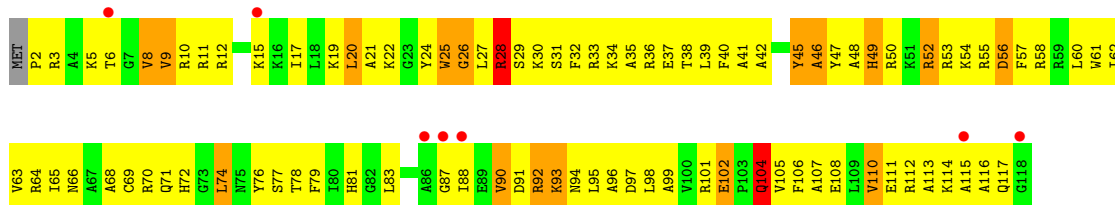




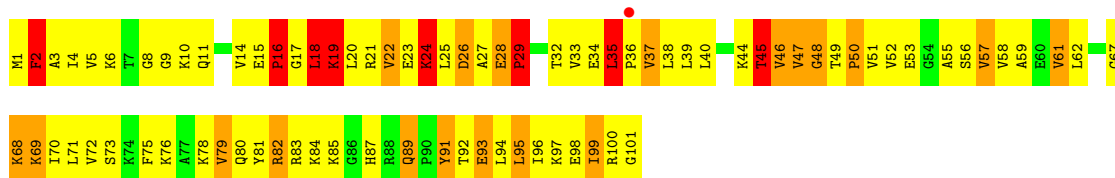
• Molecule 43: 50S ribosomal protein L20



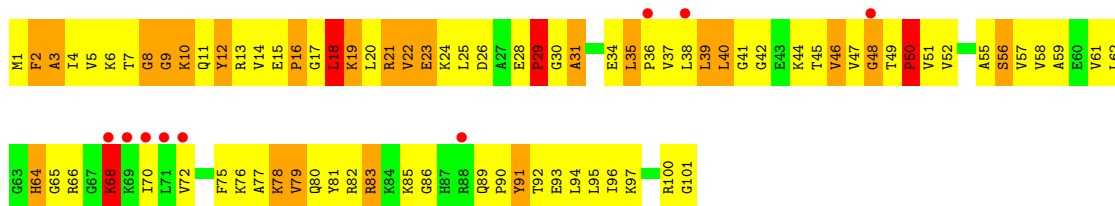
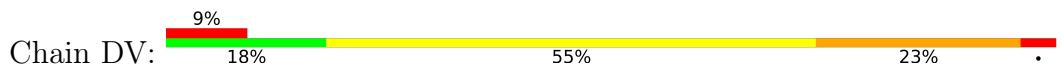
• Molecule 43: 50S ribosomal protein L20



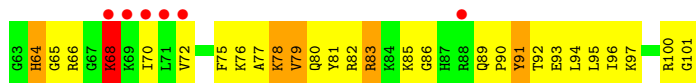
• Molecule 44: 50S ribosomal protein L21




• Molecule 44: 50S ribosomal protein L21

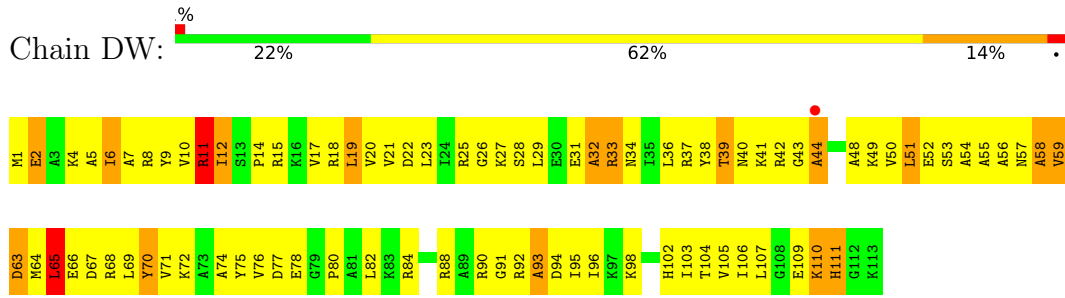


• Molecule 45: 50S ribosomal protein L22

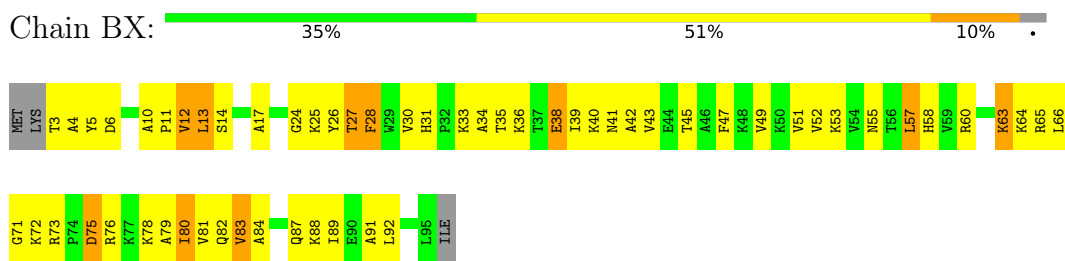




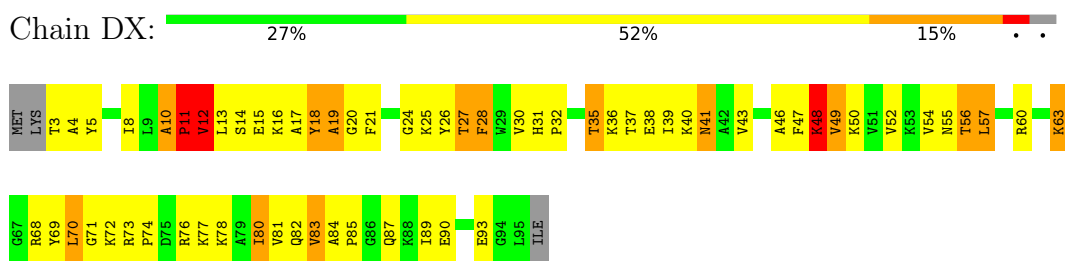
• Molecule 45: 50S ribosomal protein L22



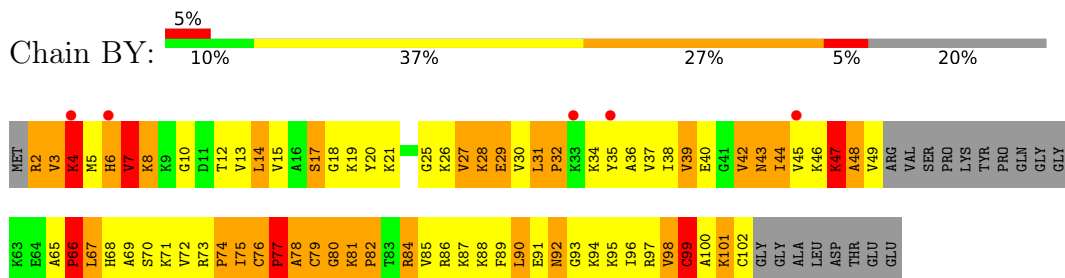
• Molecule 46: 50S ribosomal protein L23



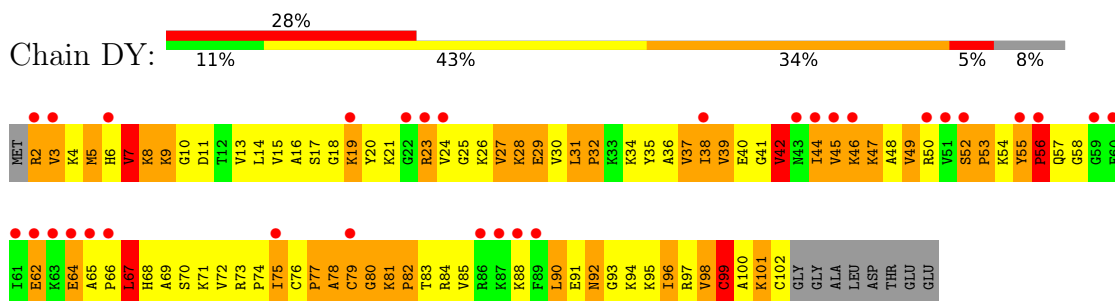
• Molecule 46: 50S ribosomal protein L23



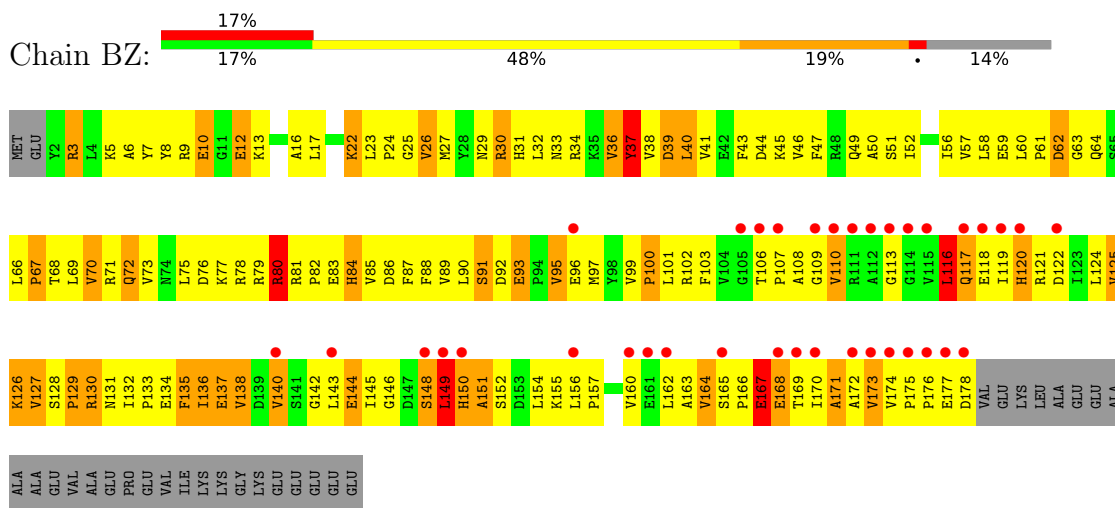
• Molecule 47: 50S ribosomal protein L24



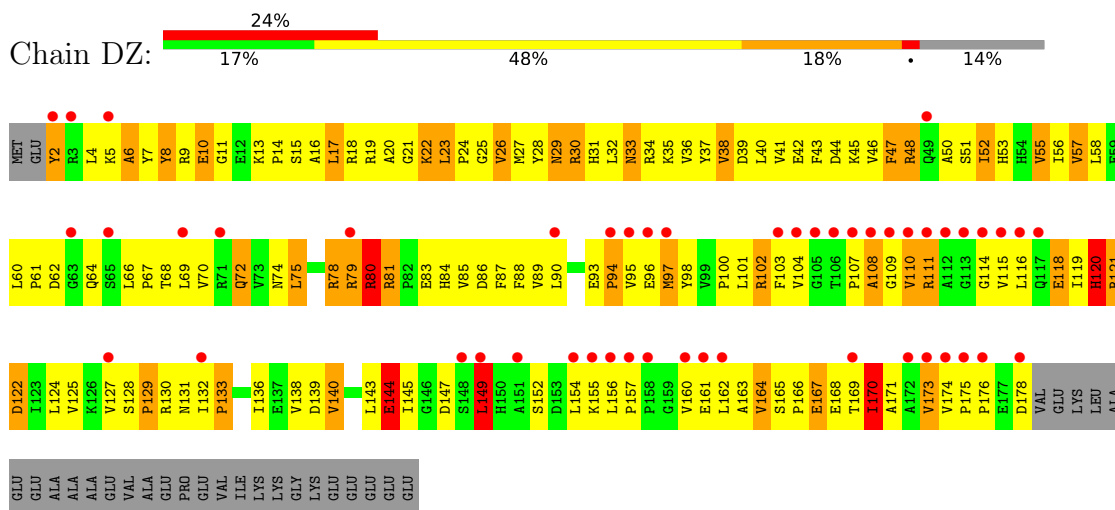
- Molecule 47: 50S ribosomal protein L24



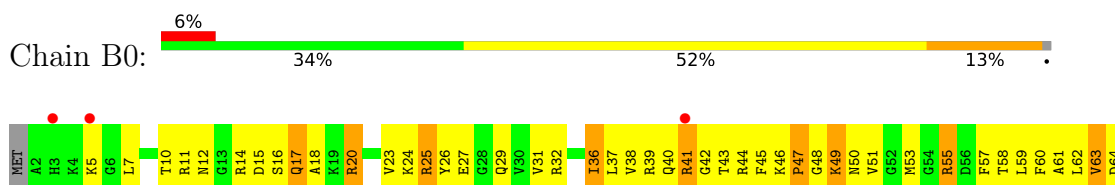
- Molecule 48: 50S ribosomal protein L25

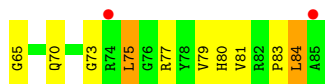


- Molecule 48: 50S ribosomal protein L25

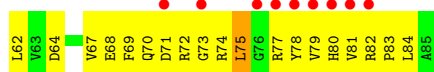


- Molecule 49: 50S ribosomal protein L27






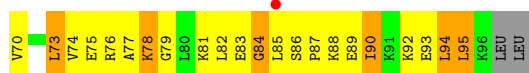
- Molecule 49: 50S ribosomal protein L27



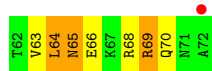
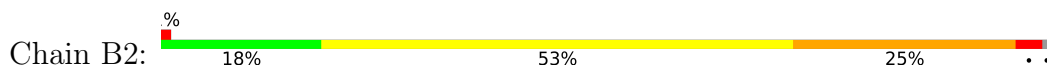
- Molecule 50: 50S ribosomal protein L28



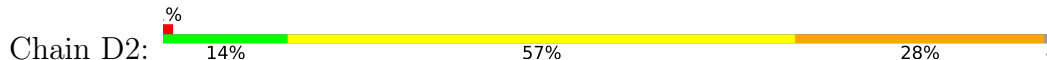
- Molecule 50: 50S ribosomal protein L28

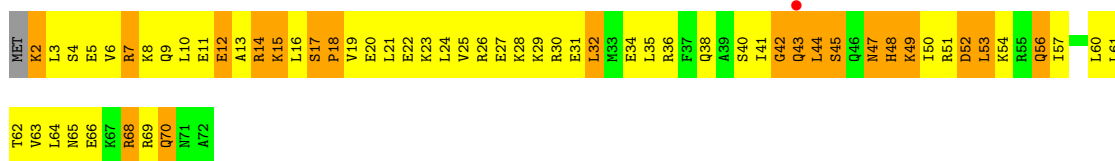


- Molecule 51: 50S ribosomal protein L29



- Molecule 51: 50S ribosomal protein L29

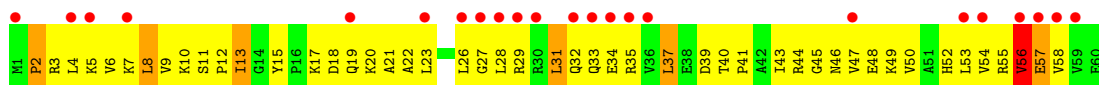




• Molecule 52: 50S ribosomal protein L30



• Molecule 52: 50S ribosomal protein L30



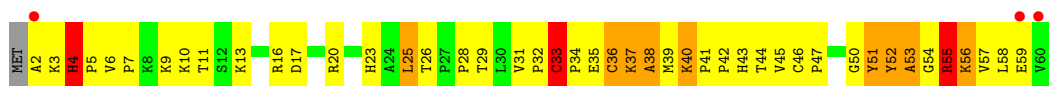
• Molecule 53: 50S ribosomal protein L31



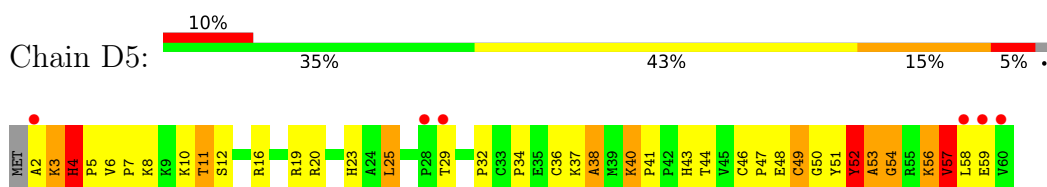
• Molecule 53: 50S ribosomal protein L31



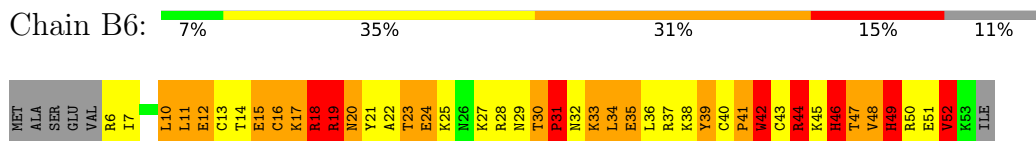
• Molecule 54: 50S ribosomal protein L32



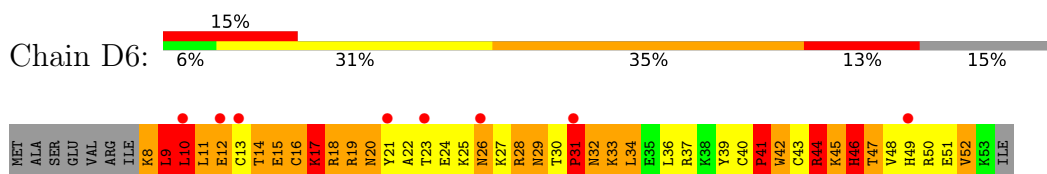
• Molecule 54: 50S ribosomal protein L32




- Molecule 55: 50S ribosomal protein L33



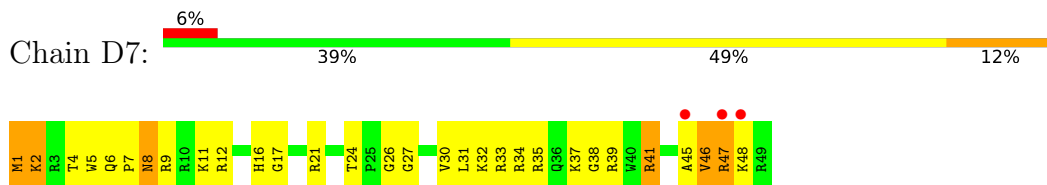
- Molecule 55: 50S ribosomal protein L33



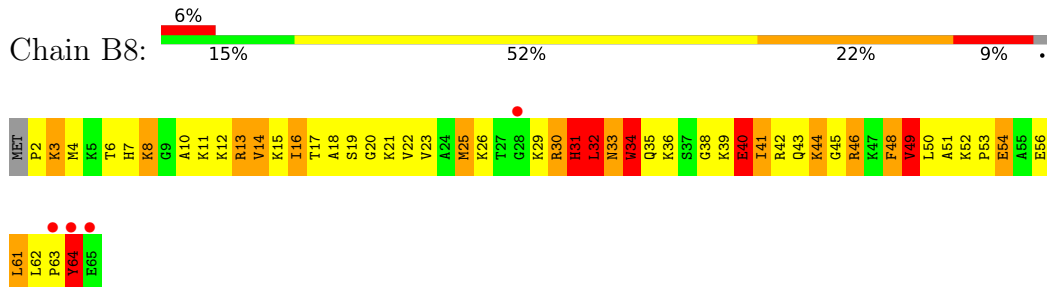
- Molecule 56: 50S ribosomal protein L34



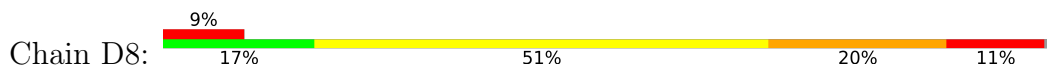
- Molecule 56: 50S ribosomal protein L34



- Molecule 57: 50S ribosomal protein L35




- Molecule 57: 50S ribosomal protein L35

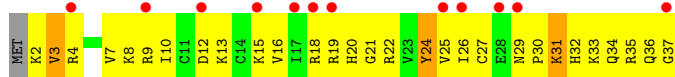




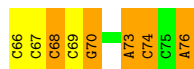
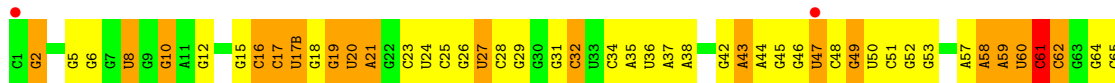
- Molecule 58: 50S ribosomal protein L36



- Molecule 58: 50S ribosomal protein L36



- Molecule 59: RNA (77-MER)



4 Data and refinement statistics

Property	Value	Source
Space group	P 21 21 21	Depositor
Cell constants a, b, c, α , β , γ	210.35Å 448.24Å 631.16Å 90.00° 90.00° 90.00°	Depositor
Resolution (Å)	50.00 – 3.45 49.75 – 3.40	Depositor EDS
% Data completeness (in resolution range)	(Not available) (50.00-3.45) 82.3 (49.75-3.40)	Depositor EDS
R_{merge}	0.20	Depositor
R_{sym}	(Not available)	Depositor
$\langle I/\sigma(I) \rangle$ ¹	1.24 (at 3.40Å)	Xtrriage
Refinement program	CNS	Depositor
R, R_{free}	0.218 , 0.268 0.220 , 0.219	Depositor DCC
R_{free} test set	33507 reflections (5.02%)	wwPDB-VP
Wilson B-factor (Å ²)	74.9	Xtrriage
Anisotropy	0.240	Xtrriage
Bulk solvent k_{sol} (e/Å ³), B_{sol} (Å ²)	0.24 , 57.5	EDS
L-test for twinning ²	$\langle L \rangle = 0.46$, $\langle L^2 \rangle = 0.28$	Xtrriage
Estimated twinning fraction	No twinning to report.	Xtrriage
F_o, F_c correlation	0.88	EDS
Total number of atoms	293848	wwPDB-VP
Average B, all atoms (Å ²)	77.0	wwPDB-VP

Xtrriage's analysis on translational NCS is as follows: *The largest off-origin peak in the Patterson function is 1.86% of the height of the origin peak. No significant pseudotranslation is detected.*

¹Intensities estimated from amplitudes.

²Theoretical values of $\langle |L| \rangle$, $\langle L^2 \rangle$ for acentric reflections are 0.5, 0.333 respectively for untwinned datasets, and 0.375, 0.2 for perfectly twinned datasets.

5 Model quality i

5.1 Standard geometry i

Bond lengths and bond angles in the following residue types are not validated in this section: DPP, MG, UAL, ZN, MYN, KBE

The Z score for a bond length (or angle) is the number of standard deviations the observed value is removed from the expected value. A bond length (or angle) with $|Z| > 5$ is considered an outlier worth inspection. RMSZ is the root-mean-square of all Z scores of the bond lengths (or angles).

Mol	Chain	Bond lengths		Bond angles	
		RMSZ	# Z >5	RMSZ	# Z >5
1	AA	0.48	0/35968	0.74	23/56136 (0.0%)
1	CA	0.50	9/35932 (0.0%)	0.75	27/56082 (0.0%)
2	AB	0.39	0/1936	0.68	0/2611
2	CB	0.37	0/1936	0.66	0/2611
3	AC	0.38	0/1637	0.65	0/2207
3	CC	0.37	0/1627	0.67	0/2192
4	AD	0.42	0/1733	0.71	0/2318
4	CD	0.44	0/1733	0.72	1/2318 (0.0%)
5	AE	0.41	0/1163	0.68	0/1566
5	CE	0.42	0/1163	0.68	0/1566
6	AF	0.44	0/856	0.75	1/1154 (0.1%)
6	CF	0.43	0/856	0.71	0/1154
7	AG	0.38	0/1276	0.61	0/1709
7	CG	0.39	0/1267	0.62	0/1696
8	AH	0.40	0/1136	0.72	0/1527
8	CH	0.38	0/1136	0.70	0/1527
9	AI	0.38	0/1024	0.68	0/1372
9	CI	0.36	0/1024	0.67	0/1372
10	AJ	0.36	0/808	0.66	0/1087
10	CJ	0.36	0/808	0.67	0/1087
11	AK	0.41	0/879	0.75	0/1187
11	CK	0.39	0/900	0.68	0/1213
12	AL	0.44	0/987	0.80	0/1322
12	CL	0.44	0/987	0.74	0/1322
13	AM	0.37	0/975	0.75	2/1305 (0.2%)
13	CM	0.36	0/947	0.72	0/1270
14	AN	0.41	0/501	0.69	0/664
14	CN	0.45	0/501	0.67	0/664
15	AO	0.39	0/745	0.64	0/992
15	CO	0.37	0/745	0.64	0/992
16	AP	0.40	0/717	0.70	0/965
16	CP	0.43	0/717	0.74	0/965

Mol	Chain	Bond lengths		Bond angles	
		RMSZ	# Z >5	RMSZ	# Z >5
17	AQ	0.43	0/837	0.67	0/1119
17	CQ	0.40	0/837	0.68	0/1119
18	AR	0.48	0/579	0.75	0/768
18	CR	0.41	0/579	0.72	0/768
19	AS	0.40	0/643	0.70	1/867 (0.1%)
19	CS	0.37	0/643	0.66	0/867
20	AT	0.38	0/765	0.72	1/1007 (0.1%)
20	CT	0.37	0/765	0.70	0/1007
21	AU	0.42	0/213	0.60	0/279
21	CU	0.34	0/213	0.62	0/279
22	AV	0.48	0/230	0.65	0/357
22	CV	0.45	0/239	0.69	0/371
23	AW	0.47	0/1756	0.78	0/2734
23	CW	0.46	0/1756	0.75	2/2734 (0.1%)
24	AX	0.58	2/1831 (0.1%)	0.87	6/2853 (0.2%)
25	AY	0.37	0/1776	0.71	0/2766
25	CY	0.36	0/1776	0.71	0/2766
26	AZ	0.91	0/5	0.51	0/5
26	CZ	0.51	0/5	0.85	0/5
27	BA	0.61	3/67273 (0.0%)	0.79	62/105005 (0.1%)
27	DA	0.51	1/66930 (0.0%)	0.77	45/104469 (0.0%)
28	BB	0.57	0/2853	0.81	6/4451 (0.1%)
28	DB	0.79	6/2853 (0.2%)	0.95	13/4451 (0.3%)
29	BC	0.31	0/1145	0.60	0/1556
29	DC	0.30	0/1145	0.61	0/1556
30	BD	0.54	0/2155	0.86	3/2907 (0.1%)
30	DD	0.51	0/2155	0.82	2/2907 (0.1%)
31	BE	0.56	0/1597	0.87	2/2155 (0.1%)
31	DE	0.42	0/1597	0.75	0/2155
32	BF	0.50	0/1642	0.82	1/2225 (0.0%)
32	DF	0.42	0/1659	0.75	1/2246 (0.0%)
33	BG	0.44	0/1499	0.78	0/2016
33	DG	0.40	0/1499	0.72	0/2016
34	BH	0.59	0/1258	0.91	2/1703 (0.1%)
34	DH	0.33	0/1246	0.67	0/1684
35	BI	0.39	0/1147	0.74	0/1553
35	DI	0.37	0/1147	0.75	0/1553
36	BN	0.54	0/1132	0.91	2/1527 (0.1%)
36	DN	0.41	0/1132	0.77	1/1527 (0.1%)
37	BO	0.54	0/943	0.80	0/1269
37	DO	0.44	0/943	0.69	0/1269
38	BP	0.59	0/1131	1.16	5/1504 (0.3%)
38	DP	0.48	0/1131	1.00	5/1504 (0.3%)

Mol	Chain	Bond lengths		Bond angles	
		RMSZ	# Z >5	RMSZ	# Z >5
39	BQ	0.53	0/1128	0.77	0/1508
39	DQ	0.42	0/1114	0.68	0/1488
40	BR	0.55	0/974	0.92	2/1302 (0.2%)
40	DR	0.43	0/974	0.81	0/1302
41	BS	0.55	0/779	0.97	2/1038 (0.2%)
41	DS	0.43	0/779	0.75	0/1038
42	BT	0.57	0/1156	0.96	5/1544 (0.3%)
42	DT	0.46	0/1156	0.83	1/1544 (0.1%)
43	BU	0.57	0/975	0.85	0/1297
43	DU	0.38	0/975	0.69	0/1297
44	BV	0.58	0/790	0.95	2/1057 (0.2%)
44	DV	0.41	0/790	0.72	0/1057
45	BW	0.53	0/907	0.77	0/1216
45	DW	0.41	0/907	0.72	0/1216
46	BX	0.51	0/740	0.78	0/995
46	DX	0.48	0/740	0.73	0/995
47	BY	0.61	0/680	0.93	1/904 (0.1%)
47	DY	0.46	0/789	0.82	1/1053 (0.1%)
48	BZ	0.41	0/1436	0.72	0/1951
48	DZ	0.36	0/1436	0.70	0/1951
49	B0	0.47	0/671	0.74	0/892
49	D0	0.41	0/671	0.67	0/892
50	B1	0.49	0/739	0.76	1/983 (0.1%)
50	D1	0.43	0/739	0.76	0/983
51	B2	0.45	0/600	0.74	0/793
51	D2	0.39	0/600	0.67	0/793
52	B3	0.48	0/473	0.76	0/636
52	D3	0.34	0/473	0.63	0/636
53	B4	0.43	0/349	0.71	0/474
53	D4	0.39	0/349	0.64	0/474
54	B5	0.62	0/473	1.04	2/639 (0.3%)
54	D5	0.50	0/473	0.82	0/639
55	B6	0.72	0/409	1.07	0/548
55	D6	0.70	0/397	1.12	4/531 (0.8%)
56	B7	0.55	0/427	0.80	0/563
56	D7	0.48	0/427	0.73	0/563
57	B8	0.63	0/516	1.02	2/681 (0.3%)
57	D8	0.51	0/516	0.87	1/681 (0.1%)
58	B9	0.53	0/302	0.80	0/397
58	D9	0.39	0/302	0.70	0/397
59	CX	0.47	0/1832	0.75	1/2855 (0.0%)
All	All	0.51	21/318243 (0.0%)	0.77	239/475835 (0.1%)

Chiral center outliers are detected by calculating the chiral volume of a chiral center and verifying if the center is modelled as a planar moiety or with the opposite hand. A planarity outlier is detected by checking planarity of atoms in a peptide group, atoms in a mainchain group or atoms of a sidechain that are expected to be planar.

Mol	Chain	#Chirality outliers	#Planarity outliers
1	AA	0	35
1	CA	1	31
19	AS	0	1
23	AW	0	1
23	CW	0	1
24	AX	0	1
27	BA	4	96
27	DA	0	63
28	BB	0	3
28	DB	0	6
42	BT	0	1
59	CX	0	2
All	All	5	241

The worst 5 of 21 bond length outliers are listed below:

Mol	Chain	Res	Type	Atoms	Z	Observed(Å)	Ideal(Å)
24	AX	46	A	C6-N6	-11.79	1.24	1.33
1	CA	101	A	C6-N6	-8.09	1.27	1.33
1	CA	1458	G	C5-C6	-7.73	1.34	1.42
1	CA	70	G	C5-C6	-7.36	1.34	1.42
1	CA	1446	U	N1-C2	-7.30	1.31	1.38

The worst 5 of 239 bond angle outliers are listed below:

Mol	Chain	Res	Type	Atoms	Z	Observed(°)	Ideal(°)
24	AX	46	A	C5-C6-N1	-12.54	111.43	117.70
28	DB	53	A	O5'-P-OP2	11.96	125.06	110.70
24	AX	46	A	C6-N1-C2	10.83	125.10	118.60
24	AX	46	A	N1-C2-N3	-10.72	123.94	129.30
27	BA	1992	G	C2'-C3'-O3'	10.30	132.16	109.50

All (5) chirality outliers are listed below:

Mol	Chain	Res	Type	Atom
27	BA	1378	A	C3'
27	BA	1799	G	C3'
27	BA	1992	G	C3'

Continued on next page...

Continued from previous page...

Mol	Chain	Res	Type	Atom
27	BA	2497	A	C3'
1	CA	533	A	C3'

5 of 241 planarity outliers are listed below:

Mol	Chain	Res	Type	Group
1	AA	181	G	Sidechain
1	AA	298	A	Sidechain
1	AA	37	U	Sidechain
1	AA	388	G	Sidechain
1	AA	490	G	Sidechain

5.2 Too-close contacts [i](#)

In the following table, the Non-H and H(model) columns list the number of non-hydrogen atoms and hydrogen atoms in the chain respectively. The H(added) column lists the number of hydrogen atoms added and optimized by MolProbity. The Clashes column lists the number of clashes within the asymmetric unit, whereas Symm-Clashes lists symmetry-related clashes.

Mol	Chain	Non-H	H(model)	H(added)	Clashes	Symm-Clashes
1	AA	32132	0	16219	1429	0
1	CA	32098	0	16199	1614	0
2	AB	1901	0	1951	312	0
2	CB	1901	0	1951	269	0
3	AC	1613	0	1677	278	0
3	CC	1604	0	1670	270	0
4	AD	1703	0	1763	264	0
4	CD	1703	0	1763	197	0
5	AE	1147	0	1207	160	0
5	CE	1147	0	1207	172	0
6	AF	843	0	857	91	0
6	CF	843	0	857	99	0
7	AG	1257	0	1296	161	0
7	CG	1249	0	1286	155	0
8	AH	1116	0	1177	165	0
8	CH	1116	0	1177	143	0
9	AI	1006	0	1034	176	0
9	CI	1006	0	1034	201	0
10	AJ	795	0	840	159	0
10	CJ	795	0	840	175	0
11	AK	864	0	881	94	0

Continued on next page...

Continued from previous page...

Mol	Chain	Non-H	H(model)	H(added)	Clashes	Symm-Clashes
11	CK	885	0	904	117	0
12	AL	971	0	1057	122	0
12	CL	971	0	1057	128	0
13	AM	965	0	1034	166	0
13	CM	937	0	995	162	0
14	AN	492	0	533	77	0
14	CN	492	0	533	108	0
15	AO	734	0	771	94	0
15	CO	734	0	771	99	0
16	AP	701	0	720	107	0
16	CP	701	0	720	96	0
17	AQ	824	0	891	114	0
17	CQ	824	0	891	125	0
18	AR	574	0	644	87	0
18	CR	574	0	644	83	0
19	AS	630	0	652	126	0
19	CS	630	0	652	110	0
20	AT	763	0	861	134	0
20	CT	763	0	861	131	0
21	AU	209	0	221	26	0
21	CU	209	0	221	24	0
22	AV	205	0	106	7	0
22	CV	213	0	110	11	0
23	AW	1573	0	800	86	0
23	CW	1573	0	800	72	0
24	AX	1639	0	835	72	0
25	AY	1591	0	810	72	0
25	CY	1591	0	810	81	0
26	AZ	47	0	40	11	0
26	CZ	47	0	40	14	0
27	BA	60072	0	30294	2481	0
27	DA	59767	0	30140	2934	0
28	BB	2551	0	1295	107	0
28	DB	2551	0	1295	201	0
29	BC	1142	0	865	119	0
29	DC	1142	0	865	116	0
30	BD	2105	0	2182	345	0
30	DD	2105	0	2182	317	0
31	BE	1564	0	1629	250	0
31	DE	1564	0	1629	346	0
32	BF	1607	0	1652	226	0
32	DF	1624	0	1677	293	0

Continued on next page...

Continued from previous page...

Mol	Chain	Non-H	H(model)	H(added)	Clashes	Symm-Clashes
33	BG	1474	0	1535	250	0
33	DG	1474	0	1535	310	0
34	BH	1233	0	1294	217	0
34	DH	1223	0	1282	184	0
35	BI	1132	0	1218	207	0
35	DI	1132	0	1218	223	0
36	BN	1105	0	1180	153	0
36	DN	1105	0	1180	195	0
37	BO	933	0	996	114	0
37	DO	933	0	996	145	0
38	BP	1114	0	1187	303	0
38	DP	1114	0	1187	329	0
39	BQ	1107	0	1166	179	0
39	DQ	1094	0	1141	150	0
40	BR	960	0	1021	148	0
40	DR	960	0	1021	182	0
41	BS	771	0	832	185	0
41	DS	771	0	832	188	0
42	BT	1142	0	1202	236	0
42	DT	1142	0	1202	303	0
43	BU	958	0	1014	151	0
43	DU	958	0	1015	187	0
44	BV	779	0	852	162	0
44	DV	779	0	852	141	0
45	BW	896	0	953	108	0
45	DW	896	0	953	135	0
46	BX	726	0	778	75	0
46	DX	726	0	778	87	0
47	BY	672	0	766	190	0
47	DY	776	0	870	211	0
48	BZ	1404	0	1432	215	0
48	DZ	1404	0	1432	266	0
49	B0	662	0	688	83	0
49	D0	662	0	688	92	0
50	B1	732	0	808	97	0
50	D1	732	0	808	98	0
51	B2	598	0	653	75	0
51	D2	598	0	653	95	0
52	B3	468	0	523	46	0
52	D3	468	0	523	71	0
53	B4	344	0	305	69	0
53	D4	344	0	305	62	0

Continued on next page...

Continued from previous page...

Mol	Chain	Non-H	H(model)	H(added)	Clashes	Symm-Clashes
54	B5	459	0	476	80	0
54	D5	459	0	477	62	0
55	B6	402	0	413	109	0
55	D6	390	0	404	135	0
56	B7	419	0	467	46	0
56	D7	419	0	467	41	0
57	B8	508	0	576	130	0
57	D8	508	0	576	138	0
58	B9	299	0	323	34	0
58	D9	299	0	323	57	0
59	CX	1640	0	837	62	0
60	AA	114	0	0	0	0
60	AG	1	0	0	0	0
60	AW	4	0	0	0	0
60	AX	9	0	0	0	0
60	B0	3	0	0	0	0
60	B5	1	0	0	0	0
60	BA	334	0	0	0	0
60	BB	5	0	0	0	0
60	BD	1	0	0	0	0
60	BE	3	0	0	0	0
60	BF	1	0	0	0	0
60	BG	1	0	0	0	0
60	BP	2	0	0	0	0
60	BR	1	0	0	0	0
60	BU	2	0	0	0	0
60	BX	1	0	0	0	0
60	CA	102	0	0	0	0
60	CE	1	0	0	0	0
60	CK	1	0	0	0	0
60	CV	1	0	0	0	0
60	CW	4	0	0	0	0
60	D0	1	0	0	0	0
60	D5	1	0	0	0	0
60	D7	1	0	0	0	0
60	DA	239	0	0	0	0
60	DB	3	0	0	0	0
60	DD	2	0	0	0	0
60	DE	1	0	0	0	0
60	DF	1	0	0	0	0
60	DO	1	0	0	0	0
61	AD	1	0	0	0	0

Continued on next page...

Continued from previous page...

Mol	Chain	Non-H	H(model)	H(added)	Clashes	Symm-Clashes
61	B4	1	0	0	0	0
61	B5	1	0	0	0	0
61	B9	1	0	0	0	0
61	CD	1	0	0	0	0
61	D4	1	0	0	0	0
61	D5	1	0	0	0	0
61	D9	1	0	0	0	0
All	All	293848	0	198788	22560	0

The all-atom clashscore is defined as the number of clashes found per 1000 atoms (including hydrogen atoms). The all-atom clashscore for this structure is 46.

The worst 5 of 22560 close contacts within the same asymmetric unit are listed below, sorted by their clash magnitude.

Atom-1	Atom-2	Interatomic distance (Å)	Clash overlap (Å)
55:B6:15:GLU:CD	55:B6:18:ARG:HE	1.41	1.22
4:AD:19:LEU:HD11	4:AD:67:ILE:HG13	1.24	1.19
1:CA:1321:C:H3'	1:CA:1322:C:H5''	1.21	1.19
13:AM:90:LEU:HD23	13:AM:93:ARG:HG2	1.23	1.18
2:AB:166:ASP:HB3	2:AB:169:LYS:HB2	1.24	1.18

There are no symmetry-related clashes.

5.3 Torsion angles [i](#)

5.3.1 Protein backbone [i](#)

In the following table, the Percentiles column shows the percent Ramachandran outliers of the chain as a percentile score with respect to all X-ray entries followed by that with respect to entries of similar resolution.

The Analysed column shows the number of residues for which the backbone conformation was analysed, and the total number of residues.

Mol	Chain	Analysed	Favoured	Allowed	Outliers	Percentiles
2	AB	233/256 (91%)	147 (63%)	57 (24%)	29 (12%)	0 4
2	CB	233/256 (91%)	144 (62%)	56 (24%)	33 (14%)	0 3
3	AC	205/239 (86%)	122 (60%)	53 (26%)	30 (15%)	0 2
3	CC	202/239 (84%)	116 (57%)	48 (24%)	38 (19%)	0 1

Continued on next page...

Continued from previous page...

Mol	Chain	Analysed	Favoured	Allowed	Outliers	Percentiles	
4	AD	206/209 (99%)	138 (67%)	39 (19%)	29 (14%)	0	3
4	CD	206/209 (99%)	141 (68%)	39 (19%)	26 (13%)	0	4
5	AE	149/162 (92%)	98 (66%)	34 (23%)	17 (11%)	0	5
5	CE	149/162 (92%)	107 (72%)	27 (18%)	15 (10%)	0	6
6	AF	99/101 (98%)	74 (75%)	16 (16%)	9 (9%)	1	7
6	CF	99/101 (98%)	71 (72%)	21 (21%)	7 (7%)	1	11
7	AG	153/156 (98%)	108 (71%)	28 (18%)	17 (11%)	0	5
7	CG	150/156 (96%)	93 (62%)	39 (26%)	18 (12%)	0	4
8	AH	136/138 (99%)	87 (64%)	37 (27%)	12 (9%)	1	7
8	CH	136/138 (99%)	92 (68%)	37 (27%)	7 (5%)	2	17
9	AI	125/128 (98%)	86 (69%)	26 (21%)	13 (10%)	0	6
9	CI	125/128 (98%)	72 (58%)	43 (34%)	10 (8%)	1	9
10	AJ	97/105 (92%)	59 (61%)	27 (28%)	11 (11%)	0	5
10	CJ	97/105 (92%)	52 (54%)	34 (35%)	11 (11%)	0	5
11	AK	114/129 (88%)	82 (72%)	26 (23%)	6 (5%)	2	16
11	CK	117/129 (91%)	81 (69%)	25 (21%)	11 (9%)	0	7
12	AL	123/132 (93%)	78 (63%)	29 (24%)	16 (13%)	0	3
12	CL	123/132 (93%)	82 (67%)	19 (15%)	22 (18%)	0	1
13	AM	120/126 (95%)	69 (58%)	28 (23%)	23 (19%)	0	1
13	CM	116/126 (92%)	66 (57%)	24 (21%)	26 (22%)	0	1
14	AN	58/61 (95%)	33 (57%)	17 (29%)	8 (14%)	0	3
14	CN	58/61 (95%)	40 (69%)	11 (19%)	7 (12%)	0	4
15	AO	86/89 (97%)	61 (71%)	16 (19%)	9 (10%)	0	5
15	CO	86/89 (97%)	62 (72%)	15 (17%)	9 (10%)	0	5
16	AP	82/88 (93%)	54 (66%)	19 (23%)	9 (11%)	0	5
16	CP	82/88 (93%)	56 (68%)	24 (29%)	2 (2%)	6	34
17	AQ	98/105 (93%)	76 (78%)	13 (13%)	9 (9%)	1	7
17	CQ	98/105 (93%)	64 (65%)	23 (24%)	11 (11%)	0	5
18	AR	68/88 (77%)	48 (71%)	14 (21%)	6 (9%)	1	7
18	CR	68/88 (77%)	50 (74%)	11 (16%)	7 (10%)	0	6
19	AS	77/93 (83%)	46 (60%)	13 (17%)	18 (23%)	0	1

Continued on next page...

Continued from previous page...

Mol	Chain	Analysed	Favoured	Allowed	Outliers	Percentiles	
19	CS	77/93 (83%)	49 (64%)	18 (23%)	10 (13%)	0	3
20	AT	97/106 (92%)	57 (59%)	25 (26%)	15 (16%)	0	2
20	CT	97/106 (92%)	64 (66%)	18 (19%)	15 (16%)	0	2
21	AU	23/27 (85%)	15 (65%)	7 (30%)	1 (4%)	2	21
21	CU	23/27 (85%)	19 (83%)	1 (4%)	3 (13%)	0	3
29	BC	183/229 (80%)	67 (37%)	66 (36%)	50 (27%)	0	0
29	DC	183/229 (80%)	62 (34%)	69 (38%)	52 (28%)	0	0
30	BD	270/276 (98%)	175 (65%)	54 (20%)	41 (15%)	0	2
30	DD	270/276 (98%)	180 (67%)	51 (19%)	39 (14%)	0	2
31	BE	203/206 (98%)	133 (66%)	38 (19%)	32 (16%)	0	2
31	DE	203/206 (98%)	115 (57%)	49 (24%)	39 (19%)	0	1
32	BF	204/210 (97%)	141 (69%)	40 (20%)	23 (11%)	0	5
32	DF	206/210 (98%)	126 (61%)	44 (21%)	36 (18%)	0	1
33	BG	179/182 (98%)	114 (64%)	31 (17%)	34 (19%)	0	1
33	DG	179/182 (98%)	98 (55%)	53 (30%)	28 (16%)	0	2
34	BH	159/180 (88%)	92 (58%)	31 (20%)	36 (23%)	0	1
34	DH	158/180 (88%)	96 (61%)	30 (19%)	32 (20%)	0	1
35	BI	144/148 (97%)	72 (50%)	37 (26%)	35 (24%)	0	0
35	DI	144/148 (97%)	73 (51%)	48 (33%)	23 (16%)	0	2
36	BN	137/140 (98%)	98 (72%)	23 (17%)	16 (12%)	0	4
36	DN	137/140 (98%)	83 (61%)	30 (22%)	24 (18%)	0	1
37	BO	120/122 (98%)	95 (79%)	19 (16%)	6 (5%)	2	18
37	DO	120/122 (98%)	84 (70%)	23 (19%)	13 (11%)	0	5
38	BP	144/150 (96%)	68 (47%)	33 (23%)	43 (30%)	0	0
38	DP	144/150 (96%)	69 (48%)	38 (26%)	37 (26%)	0	0
39	BQ	137/141 (97%)	99 (72%)	25 (18%)	13 (10%)	0	7
39	DQ	134/141 (95%)	86 (64%)	28 (21%)	20 (15%)	0	2
40	BR	115/118 (98%)	73 (64%)	24 (21%)	18 (16%)	0	2
40	DR	115/118 (98%)	69 (60%)	29 (25%)	17 (15%)	0	2
41	BS	97/112 (87%)	46 (47%)	25 (26%)	26 (27%)	0	0
41	DS	97/112 (87%)	44 (45%)	28 (29%)	25 (26%)	0	0

Continued on next page...

Continued from previous page...

Mol	Chain	Analysed	Favoured	Allowed	Outliers	Percentiles	
42	BT	136/146 (93%)	81 (60%)	25 (18%)	30 (22%)	0	1
42	DT	136/146 (93%)	71 (52%)	28 (21%)	37 (27%)	0	0
43	BU	115/118 (98%)	79 (69%)	27 (24%)	9 (8%)	1	9
43	DU	115/118 (98%)	63 (55%)	36 (31%)	16 (14%)	0	3
44	BV	99/101 (98%)	59 (60%)	18 (18%)	22 (22%)	0	1
44	DV	99/101 (98%)	56 (57%)	25 (25%)	18 (18%)	0	1
45	BW	111/113 (98%)	86 (78%)	20 (18%)	5 (4%)	2	20
45	DW	111/113 (98%)	74 (67%)	23 (21%)	14 (13%)	0	4
46	BX	91/96 (95%)	71 (78%)	19 (21%)	1 (1%)	14	50
46	DX	91/96 (95%)	63 (69%)	16 (18%)	12 (13%)	0	3
47	BY	84/110 (76%)	30 (36%)	25 (30%)	29 (34%)	0	0
47	DY	99/110 (90%)	36 (36%)	27 (27%)	36 (36%)	0	0
48	BZ	175/206 (85%)	94 (54%)	46 (26%)	35 (20%)	0	1
48	DZ	175/206 (85%)	85 (49%)	52 (30%)	38 (22%)	0	1
49	B0	82/85 (96%)	66 (80%)	11 (13%)	5 (6%)	1	13
49	D0	82/85 (96%)	64 (78%)	14 (17%)	4 (5%)	2	18
50	B1	92/98 (94%)	72 (78%)	13 (14%)	7 (8%)	1	9
50	D1	92/98 (94%)	70 (76%)	11 (12%)	11 (12%)	0	4
51	B2	69/72 (96%)	43 (62%)	13 (19%)	13 (19%)	0	1
51	D2	69/72 (96%)	41 (59%)	16 (23%)	12 (17%)	0	2
52	B3	58/60 (97%)	49 (84%)	4 (7%)	5 (9%)	1	8
52	D3	58/60 (97%)	46 (79%)	6 (10%)	6 (10%)	0	6
53	B4	45/71 (63%)	18 (40%)	10 (22%)	17 (38%)	0	0
53	D4	45/71 (63%)	19 (42%)	11 (24%)	15 (33%)	0	0
54	B5	57/60 (95%)	41 (72%)	8 (14%)	8 (14%)	0	3
54	D5	57/60 (95%)	42 (74%)	8 (14%)	7 (12%)	0	4
55	B6	46/54 (85%)	18 (39%)	9 (20%)	19 (41%)	0	0
55	D6	44/54 (82%)	15 (34%)	12 (27%)	17 (39%)	0	0
56	B7	47/49 (96%)	37 (79%)	7 (15%)	3 (6%)	1	13
56	D7	47/49 (96%)	40 (85%)	5 (11%)	2 (4%)	2	21
57	B8	62/65 (95%)	30 (48%)	19 (31%)	13 (21%)	0	1

Continued on next page...

Continued from previous page...

Mol	Chain	Analysed	Favoured	Allowed	Outliers	Percentiles	
57	D8	62/65 (95%)	33 (53%)	17 (27%)	12 (19%)	0	1
58	B9	34/37 (92%)	27 (79%)	5 (15%)	2 (6%)	1	14
58	D9	34/37 (92%)	24 (71%)	7 (21%)	3 (9%)	1	7
All	All	11692/12586 (93%)	7260 (62%)	2616 (22%)	1816 (16%)	0	2

5 of 1816 Ramachandran outliers are listed below:

Mol	Chain	Res	Type
2	AB	15	VAL
2	AB	24	TRP
2	AB	122	PHE
2	AB	128	GLU
2	AB	154	LEU

5.3.2 Protein sidechains [i](#)

In the following table, the Percentiles column shows the percent sidechain outliers of the chain as a percentile score with respect to all X-ray entries followed by that with respect to entries of similar resolution.

The Analysed column shows the number of residues for which the sidechain conformation was analysed, and the total number of residues.

Mol	Chain	Analysed	Rotameric	Outliers	Percentiles	
2	AB	202/220 (92%)	177 (88%)	25 (12%)	4	22
2	CB	202/220 (92%)	177 (88%)	25 (12%)	4	22
3	AC	160/188 (85%)	144 (90%)	16 (10%)	7	31
3	CC	159/188 (85%)	142 (89%)	17 (11%)	6	28
4	AD	180/181 (99%)	159 (88%)	21 (12%)	5	24
4	CD	180/181 (99%)	162 (90%)	18 (10%)	7	31
5	AE	115/123 (94%)	103 (90%)	12 (10%)	7	29
5	CE	115/123 (94%)	99 (86%)	16 (14%)	3	18
6	AF	90/90 (100%)	82 (91%)	8 (9%)	9	36
6	CF	90/90 (100%)	79 (88%)	11 (12%)	5	22
7	AG	126/127 (99%)	109 (86%)	17 (14%)	4	19
7	CG	125/127 (98%)	115 (92%)	10 (8%)	12	40
8	AH	119/119 (100%)	106 (89%)	13 (11%)	6	27

Continued on next page...

Continued from previous page...

Mol	Chain	Analysed	Rotameric	Outliers	Percentiles	
8	CH	119/119 (100%)	105 (88%)	14 (12%)	5	23
9	AI	97/99 (98%)	85 (88%)	12 (12%)	4	22
9	CI	97/99 (98%)	82 (84%)	15 (16%)	2	14
10	AJ	88/92 (96%)	73 (83%)	15 (17%)	2	10
10	CJ	88/92 (96%)	77 (88%)	11 (12%)	4	21
11	AK	88/99 (89%)	82 (93%)	6 (7%)	16	47
11	CK	90/99 (91%)	83 (92%)	7 (8%)	12	41
12	AL	104/109 (95%)	92 (88%)	12 (12%)	5	24
12	CL	104/109 (95%)	92 (88%)	12 (12%)	5	24
13	AM	97/101 (96%)	84 (87%)	13 (13%)	4	19
13	CM	94/101 (93%)	82 (87%)	12 (13%)	4	20
14	AN	49/50 (98%)	43 (88%)	6 (12%)	5	22
14	CN	49/50 (98%)	47 (96%)	2 (4%)	30	62
15	AO	79/80 (99%)	71 (90%)	8 (10%)	7	30
15	CO	79/80 (99%)	69 (87%)	10 (13%)	4	20
16	AP	72/74 (97%)	62 (86%)	10 (14%)	3	18
16	CP	72/74 (97%)	65 (90%)	7 (10%)	8	32
17	AQ	94/97 (97%)	86 (92%)	8 (8%)	10	38
17	CQ	94/97 (97%)	89 (95%)	5 (5%)	22	54
18	AR	61/77 (79%)	57 (93%)	4 (7%)	16	48
18	CR	61/77 (79%)	53 (87%)	8 (13%)	4	20
19	AS	69/80 (86%)	55 (80%)	14 (20%)	1	5
19	CS	69/80 (86%)	55 (80%)	14 (20%)	1	5
20	AT	76/82 (93%)	63 (83%)	13 (17%)	2	10
20	CT	76/82 (93%)	66 (87%)	10 (13%)	4	19
21	AU	19/22 (86%)	17 (90%)	2 (10%)	7	29
21	CU	19/22 (86%)	17 (90%)	2 (10%)	7	29
26	AZ	1/1 (100%)	1 (100%)	0	100	100
26	CZ	1/1 (100%)	1 (100%)	0	100	100
29	BC	61/181 (34%)	55 (90%)	6 (10%)	8	31
29	DC	61/181 (34%)	52 (85%)	9 (15%)	3	16

Continued on next page...

Continued from previous page...

Mol	Chain	Analysed	Rotameric	Outliers	Percentiles	
30	BD	213/218 (98%)	184 (86%)	29 (14%)	3	18
30	DD	213/218 (98%)	183 (86%)	30 (14%)	3	17
31	BE	165/166 (99%)	142 (86%)	23 (14%)	3	18
31	DE	165/166 (99%)	133 (81%)	32 (19%)	1	6
32	BF	163/166 (98%)	142 (87%)	21 (13%)	4	20
32	DF	165/166 (99%)	143 (87%)	22 (13%)	4	19
33	BG	155/156 (99%)	136 (88%)	19 (12%)	4	22
33	DG	155/156 (99%)	133 (86%)	22 (14%)	3	17
34	BH	134/148 (90%)	116 (87%)	18 (13%)	4	19
34	DH	132/148 (89%)	119 (90%)	13 (10%)	8	31
35	BI	122/124 (98%)	107 (88%)	15 (12%)	4	22
35	DI	122/124 (98%)	104 (85%)	18 (15%)	3	16
36	BN	117/119 (98%)	94 (80%)	23 (20%)	1	6
36	DN	117/119 (98%)	98 (84%)	19 (16%)	2	12
37	BO	100/100 (100%)	84 (84%)	16 (16%)	2	13
37	DO	100/100 (100%)	88 (88%)	12 (12%)	5	23
38	BP	112/116 (97%)	86 (77%)	26 (23%)	1	3
38	DP	112/116 (97%)	90 (80%)	22 (20%)	1	6
39	BQ	110/111 (99%)	89 (81%)	21 (19%)	1	6
39	DQ	108/111 (97%)	96 (89%)	12 (11%)	6	26
40	BR	100/101 (99%)	83 (83%)	17 (17%)	2	10
40	DR	100/101 (99%)	84 (84%)	16 (16%)	2	13
41	BS	77/88 (88%)	53 (69%)	24 (31%)	0	2
41	DS	77/88 (88%)	67 (87%)	10 (13%)	4	20
42	BT	120/127 (94%)	88 (73%)	32 (27%)	0	2
42	DT	120/127 (94%)	87 (72%)	33 (28%)	0	2
43	BU	92/94 (98%)	78 (85%)	14 (15%)	3	15
43	DU	92/94 (98%)	82 (89%)	10 (11%)	6	27
44	BV	82/82 (100%)	64 (78%)	18 (22%)	1	4
44	DV	82/82 (100%)	65 (79%)	17 (21%)	1	5
45	BW	91/92 (99%)	78 (86%)	13 (14%)	3	17

Continued on next page...

Continued from previous page...

Mol	Chain	Analysed	Rotameric	Outliers	Percentiles	
45	DW	91/92 (99%)	84 (92%)	7 (8%)	13	42
46	BX	74/78 (95%)	63 (85%)	11 (15%)	3	16
46	DX	74/78 (95%)	58 (78%)	16 (22%)	1	4
47	BY	73/91 (80%)	59 (81%)	14 (19%)	1	6
47	DY	84/91 (92%)	69 (82%)	15 (18%)	2	8
48	BZ	155/179 (87%)	131 (84%)	24 (16%)	2	14
48	DZ	155/179 (87%)	138 (89%)	17 (11%)	6	27
49	B0	66/67 (98%)	60 (91%)	6 (9%)	9	35
49	D0	66/67 (98%)	58 (88%)	8 (12%)	5	22
50	B1	78/83 (94%)	65 (83%)	13 (17%)	2	11
50	D1	78/83 (94%)	72 (92%)	6 (8%)	13	42
51	B2	66/67 (98%)	52 (79%)	14 (21%)	1	4
51	D2	66/67 (98%)	58 (88%)	8 (12%)	5	22
52	B3	51/52 (98%)	44 (86%)	7 (14%)	3	18
52	D3	51/52 (98%)	46 (90%)	5 (10%)	8	31
53	B4	34/63 (54%)	30 (88%)	4 (12%)	5	23
53	D4	34/63 (54%)	28 (82%)	6 (18%)	2	9
54	B5	51/52 (98%)	42 (82%)	9 (18%)	2	9
54	D5	51/52 (98%)	41 (80%)	10 (20%)	1	6
55	B6	44/52 (85%)	27 (61%)	17 (39%)	0	1
55	D6	44/52 (85%)	30 (68%)	14 (32%)	0	2
56	B7	41/42 (98%)	37 (90%)	4 (10%)	8	31
56	D7	41/42 (98%)	35 (85%)	6 (15%)	3	16
57	B8	53/55 (96%)	40 (76%)	13 (24%)	0	3
57	D8	53/55 (96%)	39 (74%)	14 (26%)	0	2
58	B9	33/34 (97%)	32 (97%)	1 (3%)	41	70
58	D9	33/34 (97%)	31 (94%)	2 (6%)	18	51
All	All	9644/10430 (92%)	8280 (86%)	1364 (14%)	3	17

5 of 1364 residues with a non-rotameric sidechain are listed below:

Mol	Chain	Res	Type
20	CT	75	ASN

Continued on next page...

Continued from previous page...

Mol	Chain	Res	Type
40	DR	8	ARG
30	DD	96	HIS
20	CT	73	HIS
33	DG	113	ARG

Sometimes sidechains can be flipped to improve hydrogen bonding and reduce clashes. 5 of 345 such sidechains are listed below:

Mol	Chain	Res	Type
15	CO	71	GLN
38	DP	9	ASN
19	CS	47	HIS
32	DF	8	GLN
42	DT	43	GLN

5.3.3 RNA [i](#)

Mol	Chain	Analysed	Backbone Outliers	Pucker Outliers
1	AA	1493/1508 (99%)	234 (15%)	56 (3%)
1	CA	1491/1508 (98%)	248 (16%)	61 (4%)
22	AV	9/30 (30%)	1 (11%)	0
22	CV	9/30 (30%)	2 (22%)	0
23	AW	73/75 (97%)	15 (20%)	3 (4%)
23	CW	73/75 (97%)	20 (27%)	3 (4%)
24	AX	76/77 (98%)	24 (31%)	4 (5%)
25	AY	74/75 (98%)	19 (25%)	0
25	CY	74/75 (98%)	20 (27%)	0
27	BA	2779/2915 (95%)	539 (19%)	96 (3%)
27	DA	2765/2915 (94%)	555 (20%)	114 (4%)
28	BB	118/122 (96%)	16 (13%)	3 (2%)
28	DB	118/122 (96%)	40 (33%)	5 (4%)
59	CX	76/77 (98%)	21 (27%)	2 (2%)
All	All	9228/9604 (96%)	1754 (19%)	347 (3%)

5 of 1754 RNA backbone outliers are listed below:

Mol	Chain	Res	Type
1	AA	9	G
1	AA	28	G
1	AA	31	G
1	AA	32	A

Continued on next page...

Continued from previous page...

Mol	Chain	Res	Type
1	AA	39	G

5 of 347 RNA pucker outliers are listed below:

Mol	Chain	Res	Type
27	DA	100	G
27	DA	1653	G
27	DA	301	G
27	DA	995	C
27	DA	2111	C

5.4 Non-standard residues in protein, DNA, RNA chains [i](#)

10 non-standard protein/DNA/RNA residues are modelled in this entry.

In the following table, the Counts columns list the number of bonds (or angles) for which Mogul statistics could be retrieved, the number of bonds (or angles) that are observed in the model and the number of bonds (or angles) that are defined in the Chemical Component Dictionary. The Link column lists molecule types, if any, to which the group is linked. The Z score for a bond length (or angle) is the number of standard deviations the observed value is removed from the expected value. A bond length (or angle) with $|Z| > 2$ is considered an outlier worth inspection. RMSZ is the root-mean-square of all Z scores of the bond lengths (or angles).

Mol	Type	Chain	Res	Link	Bond lengths			Bond angles		
					Counts	RMSZ	# Z > 2	Counts	RMSZ	# Z > 2
26	KBE	AZ	1	26	8,8,9	1.61	1 (12%)	7,8,10	2.61	2 (28%)
26	DPP	AZ	2	26	3,5,6	0.64	0	1,5,7	0.55	0
26	KBE	CZ	1	26	8,8,9	1.33	1 (12%)	7,8,10	2.24	2 (28%)
26	UAL	CZ	3	26	7,8,9	2.51	2 (28%)	5,9,11	1.47	1 (20%)
26	DPP	CZ	5	26	3,5,6	0.84	0	1,5,7	0.32	0
26	DPP	AZ	5	26	3,5,6	0.59	0	1,5,7	0.25	0
26	MYN	CZ	4	26	7,11,12	0.83	0	6,14,16	1.49	1 (16%)
26	DPP	CZ	2	26	3,5,6	0.95	0	1,5,7	0.30	0
26	MYN	AZ	4	26	7,11,12	0.56	0	6,14,16	1.47	1 (16%)
26	UAL	AZ	3	26	7,8,9	2.52	2 (28%)	5,9,11	1.80	1 (20%)

In the following table, the Chirals column lists the number of chiral outliers, the number of chiral centers analysed, the number of these observed in the model and the number defined in the Chemical Component Dictionary. Similar counts are reported in the Torsion and Rings columns. '-' means no outliers of that kind were identified.

Mol	Type	Chain	Res	Link	Chirals	Torsions	Rings
26	KBE	AZ	1	26	-	1/7/7/8	-
26	DPP	AZ	2	26	-	2/2/4/6	-
26	KBE	CZ	1	26	-	1/7/7/8	-
26	UAL	CZ	3	26	-	0/3/7/9	-
26	DPP	CZ	5	26	-	0/2/4/6	-
26	DPP	AZ	5	26	-	0/2/4/6	-
26	MYN	CZ	4	26	-	0/1/16/18	0/1/1/1
26	DPP	CZ	2	26	-	1/2/4/6	-
26	MYN	AZ	4	26	-	0/1/16/18	0/1/1/1
26	UAL	AZ	3	26	-	0/3/7/9	-

The worst 5 of 6 bond length outliers are listed below:

Mol	Chain	Res	Type	Atoms	Z	Observed(Å)	Ideal(Å)
26	CZ	3	UAL	C-CA	4.97	1.53	1.45
26	AZ	3	UAL	C-CA	4.67	1.52	1.45
26	AZ	3	UAL	C1-N1	-4.40	1.33	1.40
26	CZ	3	UAL	C1-N1	-4.13	1.33	1.40
26	AZ	1	KBE	CA-C	-4.10	1.39	1.49

The worst 5 of 8 bond angle outliers are listed below:

Mol	Chain	Res	Type	Atoms	Z	Observed(°)	Ideal(°)
26	AZ	1	KBE	CB-CA-C	6.21	121.39	112.25
26	CZ	1	KBE	CB-CA-C	5.28	120.02	112.25
26	AZ	3	UAL	O-C-CA	-3.67	120.72	125.39
26	AZ	1	KBE	O-C-CA	-2.82	117.22	125.43
26	CZ	3	UAL	O-C-CA	-2.69	121.97	125.39

There are no chirality outliers.

All (5) torsion outliers are listed below:

Mol	Chain	Res	Type	Atoms
26	AZ	1	KBE	C-CA-CB-N
26	CZ	1	KBE	C-CA-CB-N
26	AZ	2	DPP	N-CA-CB-NG
26	AZ	2	DPP	C-CA-CB-NG
26	CZ	2	DPP	N-CA-CB-NG

There are no ring outliers.

8 monomers are involved in 25 short contacts:

Mol	Chain	Res	Type	Clashes	Symm-Clashes
26	AZ	1	KBE	5	0
26	AZ	2	DPP	4	0
26	CZ	1	KBE	10	0
26	CZ	3	UAL	2	0
26	CZ	4	MYN	1	0
26	CZ	2	DPP	4	0
26	AZ	4	MYN	3	0
26	AZ	3	UAL	3	0

5.5 Carbohydrates [i](#)

There are no monosaccharides in this entry.

5.6 Ligand geometry [i](#)

Of 850 ligands modelled in this entry, 850 are monoatomic - leaving 0 for Mogul analysis.

There are no bond length outliers.

There are no bond angle outliers.

There are no chirality outliers.

There are no torsion outliers.

There are no ring outliers.

No monomer is involved in short contacts.

5.7 Other polymers [i](#)

There are no such residues in this entry.

5.8 Polymer linkage issues [i](#)

There are no chain breaks in this entry.

6 Fit of model and data i

6.1 Protein, DNA and RNA chains i

In the following table, the column labelled ‘#RSRZ > 2’ contains the number (and percentage) of RSRZ outliers, followed by percent RSRZ outliers for the chain as percentile scores relative to all X-ray entries and entries of similar resolution. The OWAB column contains the minimum, median, 95th percentile and maximum values of the occupancy-weighted average B-factor per residue. The column labelled ‘Q < 0.9’ lists the number of (and percentage) of residues with an average occupancy less than 0.9.

Mol	Chain	Analysed	<RSRZ>	#RSRZ>2	OWAB(Å ²)	Q<0.9
1	AA	1495/1508 (99%)	-0.08	28 (1%) 66 64	32, 72, 154, 200	0
1	CA	1493/1508 (99%)	0.16	30 (2%) 65 63	38, 81, 158, 200	0
2	AB	235/256 (91%)	0.19	9 (3%) 40 39	69, 98, 133, 148	0
2	CB	235/256 (91%)	0.29	19 (8%) 12 14	74, 103, 147, 165	0
3	AC	207/239 (86%)	-0.05	1 (0%) 91 89	66, 86, 109, 114	0
3	CC	206/239 (86%)	0.26	15 (7%) 15 17	76, 98, 123, 136	0
4	AD	208/209 (99%)	0.21	6 (2%) 51 49	52, 73, 87, 92	0
4	CD	208/209 (99%)	0.10	1 (0%) 91 89	47, 68, 85, 89	0
5	AE	151/162 (93%)	-0.12	0 100 100	49, 67, 94, 107	0
5	CE	151/162 (93%)	0.09	1 (0%) 87 85	53, 75, 94, 100	0
6	AF	101/101 (100%)	-0.36	0 100 100	54, 69, 84, 98	0
6	CF	101/101 (100%)	-0.00	2 (1%) 65 63	49, 73, 83, 98	0
7	AG	155/156 (99%)	0.42	12 (7%) 13 16	62, 82, 107, 124	0
7	CG	154/156 (98%)	0.15	12 (7%) 13 15	69, 92, 116, 124	0
8	AH	138/138 (100%)	0.33	2 (1%) 75 72	54, 71, 82, 96	0
8	CH	138/138 (100%)	0.29	4 (2%) 51 49	55, 75, 87, 97	0
9	AI	127/128 (99%)	0.73	18 (14%) 2 4	57, 99, 123, 126	0
9	CI	127/128 (99%)	0.81	16 (12%) 3 5	72, 106, 123, 129	0
10	AJ	99/105 (94%)	1.08	24 (24%) 0 0	69, 108, 130, 130	0
10	CJ	99/105 (94%)	1.07	19 (19%) 1 1	79, 115, 136, 143	0
11	AK	116/129 (89%)	0.29	4 (3%) 45 43	53, 67, 89, 107	0
11	CK	119/129 (92%)	0.40	10 (8%) 11 13	56, 76, 99, 114	0
12	AL	125/132 (94%)	0.23	4 (3%) 47 46	49, 63, 80, 103	0
12	CL	125/132 (94%)	0.24	6 (4%) 30 30	51, 71, 83, 99	0

Continued on next page...

Continued from previous page...

Mol	Chain	Analysed	<RSRZ>	#RSRZ>2	OWAB(Å ²)	Q<0.9
13	AM	122/126 (96%)	0.07	3 (2%) 57 54	63, 87, 97, 102	0
13	CM	118/126 (93%)	0.26	7 (5%) 22 23	77, 100, 114, 120	0
14	AN	60/61 (98%)	0.17	0 100 100	52, 77, 91, 97	0
14	CN	60/61 (98%)	1.01	7 (11%) 4 6	75, 92, 101, 105	0
15	AO	88/89 (98%)	-0.12	0 100 100	47, 65, 82, 93	0
15	CO	88/89 (98%)	-0.12	0 100 100	50, 70, 87, 92	0
16	AP	84/88 (95%)	0.65	7 (8%) 11 14	50, 68, 95, 109	0
16	CP	84/88 (95%)	0.54	7 (8%) 11 14	55, 66, 85, 109	0
17	AQ	100/105 (95%)	-0.19	0 100 100	53, 69, 84, 88	0
17	CQ	100/105 (95%)	0.24	5 (5%) 28 28	59, 73, 91, 94	0
18	AR	70/88 (79%)	0.45	2 (2%) 51 49	49, 68, 94, 100	0
18	CR	70/88 (79%)	-0.05	2 (2%) 51 49	56, 74, 99, 104	0
19	AS	79/93 (84%)	0.95	14 (17%) 1 2	63, 90, 110, 115	0
19	CS	79/93 (84%)	1.53	22 (27%) 0 0	91, 111, 132, 138	0
20	AT	99/106 (93%)	0.46	4 (4%) 38 36	54, 75, 104, 110	0
20	CT	99/106 (93%)	0.52	5 (5%) 28 27	63, 76, 111, 114	0
21	AU	25/27 (92%)	1.34	5 (20%) 1 1	74, 82, 90, 95	0
21	CU	25/27 (92%)	2.35	15 (60%) 0 0	72, 93, 105, 109	0
22	AV	10/30 (33%)	1.00	2 (20%) 1 1	51, 66, 125, 128	0
22	CV	10/30 (33%)	0.97	2 (20%) 1 1	65, 81, 134, 138	0
23	AW	74/75 (98%)	0.33	4 (5%) 25 26	49, 117, 149, 154	0
23	CW	74/75 (98%)	0.92	5 (6%) 17 19	79, 129, 148, 165	0
24	AX	77/77 (100%)	0.01	2 (2%) 56 53	35, 85, 115, 128	0
25	AY	75/75 (100%)	0.77	11 (14%) 2 3	62, 157, 189, 191	0
25	CY	75/75 (100%)	0.86	9 (12%) 4 6	76, 170, 192, 197	0
26	AZ	1/6 (16%)	-0.54	0 100 100	64, 64, 64, 64	0
26	CZ	1/6 (16%)	-0.04	0 100 100	91, 91, 91, 91	0
27	BA	2789/2915 (95%)	-0.19	54 (1%) 66 64	19, 44, 164, 200	0
27	DA	2775/2915 (95%)	0.48	77 (2%) 53 51	30, 72, 170, 200	0
28	BB	119/122 (97%)	-0.15	3 (2%) 57 54	36, 70, 127, 168	0
28	DB	119/122 (97%)	1.10	25 (21%) 1 1	109, 142, 170, 179	0

Continued on next page...

Continued from previous page...

Mol	Chain	Analysed	<RSRZ>	#RSRZ>2	OWAB(Å ²)	Q<0.9
29	BC	191/229 (83%)	2.51	97 (50%) 0 0	103, 169, 180, 186	0
29	DC	191/229 (83%)	2.38	93 (48%) 0 0	125, 170, 183, 186	0
30	BD	272/276 (98%)	-0.28	0 100 100	18, 41, 61, 73	0
30	DD	272/276 (98%)	0.10	4 (1%) 73 71	31, 52, 69, 81	0
31	BE	205/206 (99%)	-0.24	3 (1%) 73 71	16, 42, 76, 94	0
31	DE	205/206 (99%)	0.51	9 (4%) 34 33	44, 80, 112, 119	0
32	BF	206/210 (98%)	-0.22	3 (1%) 73 71	17, 46, 110, 129	0
32	DF	208/210 (99%)	0.52	9 (4%) 35 34	40, 69, 120, 132	0
33	BG	181/182 (99%)	0.30	7 (3%) 39 38	49, 74, 102, 119	0
33	DG	181/182 (99%)	0.63	16 (8%) 10 12	75, 101, 117, 125	0
34	BH	161/180 (89%)	0.17	7 (4%) 35 34	39, 65, 81, 95	0
34	DH	160/180 (88%)	1.36	45 (28%) 0 0	106, 129, 153, 161	0
35	BI	146/148 (98%)	0.69	15 (10%) 6 9	57, 134, 150, 159	0
35	DI	146/148 (98%)	0.72	18 (12%) 4 6	62, 107, 139, 150	0
36	BN	139/140 (99%)	-0.08	1 (0%) 87 85	23, 43, 67, 73	0
36	DN	139/140 (99%)	0.90	17 (12%) 4 6	69, 86, 106, 108	0
37	BO	122/122 (100%)	-0.32	0 100 100	22, 44, 60, 67	0
37	DO	122/122 (100%)	0.32	3 (2%) 57 54	47, 72, 80, 86	0
38	BP	146/150 (97%)	0.16	5 (3%) 45 43	17, 60, 91, 121	0
38	DP	146/150 (97%)	0.98	14 (9%) 8 10	45, 82, 103, 126	0
39	BQ	139/141 (98%)	-0.11	0 100 100	29, 47, 70, 82	0
39	DQ	138/141 (97%)	0.83	13 (9%) 8 10	58, 88, 107, 136	0
40	BR	117/118 (99%)	-0.26	0 100 100	17, 37, 59, 66	0
40	DR	117/118 (99%)	0.34	0 100 100	39, 64, 81, 88	0
41	BS	99/112 (88%)	0.29	3 (3%) 50 48	40, 65, 82, 91	0
41	DS	99/112 (88%)	1.05	16 (16%) 1 2	71, 93, 106, 109	0
42	BT	138/146 (94%)	0.06	3 (2%) 62 59	27, 53, 108, 143	0
42	DT	138/146 (94%)	0.42	10 (7%) 15 17	64, 79, 136, 142	0
43	BU	117/118 (99%)	-0.31	0 100 100	20, 37, 59, 86	0
43	DU	117/118 (99%)	0.49	7 (5%) 21 22	48, 80, 111, 120	0
44	BV	101/101 (100%)	0.08	1 (0%) 82 79	18, 49, 68, 74	0

Continued on next page...

Continued from previous page...

Mol	Chain	Analysed	<RSRZ>	#RSRZ>2	OWAB(Å ²)	Q<0.9
44	DV	101/101 (100%)	0.53	9 (8%) 9 12	54, 100, 114, 122	0
45	BW	113/113 (100%)	-0.20	1 (0%) 84 81	21, 34, 64, 102	0
45	DW	113/113 (100%)	0.45	1 (0%) 84 81	39, 61, 93, 118	0
46	BX	93/96 (96%)	-0.15	0 100 100	31, 45, 69, 76	0
46	DX	93/96 (96%)	0.45	0 100 100	39, 66, 79, 85	0
47	BY	88/110 (80%)	0.59	5 (5%) 23 23	41, 58, 79, 87	0
47	DY	101/110 (91%)	1.53	31 (30%) 0 0	62, 83, 144, 153	0
48	BZ	177/206 (85%)	1.03	36 (20%) 1 1	52, 85, 159, 164	0
48	DZ	177/206 (85%)	1.72	49 (27%) 0 0	93, 123, 178, 184	0
49	B0	84/85 (98%)	0.35	5 (5%) 21 22	27, 49, 71, 85	0
49	D0	84/85 (98%)	1.30	24 (28%) 0 0	66, 82, 96, 104	0
50	B1	94/98 (95%)	0.07	0 100 100	28, 49, 80, 91	0
50	D1	94/98 (95%)	0.65	6 (6%) 19 20	40, 62, 94, 101	0
51	B2	71/72 (98%)	-0.08	1 (1%) 75 72	37, 62, 93, 106	0
51	D2	71/72 (98%)	0.22	1 (1%) 75 72	59, 78, 98, 117	0
52	B3	60/60 (100%)	0.16	1 (1%) 70 67	27, 44, 69, 103	0
52	D3	60/60 (100%)	1.61	23 (38%) 0 0	70, 88, 111, 119	0
53	B4	49/71 (69%)	-0.24	2 (4%) 37 36	72, 97, 116, 119	0
53	D4	49/71 (69%)	0.11	2 (4%) 37 36	100, 115, 120, 121	0
54	B5	59/60 (98%)	-0.13	3 (5%) 28 27	21, 38, 93, 115	0
54	D5	59/60 (98%)	0.50	6 (10%) 6 9	46, 62, 116, 136	0
55	B6	48/54 (88%)	-0.07	0 100 100	29, 58, 71, 90	0
55	D6	46/54 (85%)	1.01	8 (17%) 1 2	50, 81, 91, 101	0
56	B7	49/49 (100%)	-0.15	0 100 100	20, 32, 77, 90	0
56	D7	49/49 (100%)	0.68	3 (6%) 21 22	36, 47, 84, 92	0
57	B8	64/65 (98%)	0.46	4 (6%) 20 20	26, 44, 62, 99	0
57	D8	64/65 (98%)	1.12	6 (9%) 8 10	51, 66, 85, 109	0
58	B9	36/37 (97%)	0.64	1 (2%) 53 51	15, 45, 57, 59	0
58	D9	36/37 (97%)	1.48	12 (33%) 0 0	79, 94, 99, 102	0
59	CX	77/77 (100%)	0.25	2 (2%) 56 53	63, 100, 127, 140	0
All	All	21180/22202 (95%)	0.30	1203 (5%) 23 23	15, 72, 152, 200	0

The worst 5 of 1203 RSRZ outliers are listed below:

Mol	Chain	Res	Type	RSRZ
29	BC	179	SER	15.0
29	DC	57	ASN	13.1
29	DC	179	SER	12.9
48	DZ	110	VAL	12.9
27	DA	2802	G	12.6

6.2 Non-standard residues in protein, DNA, RNA chains [i](#)

In the following table, the Atoms column lists the number of modelled atoms in the group and the number defined in the chemical component dictionary. The B-factors column lists the minimum, median, 95th percentile and maximum values of B factors of atoms in the group. The column labelled 'Q< 0.9' lists the number of atoms with occupancy less than 0.9.

Mol	Type	Chain	Res	Atoms	RSCC	RSR	B-factors(Å ²)	Q<0.9
26	KBE	CZ	1	9/10	0.81	0.52	95,98,100,100	0
26	UAL	CZ	3	9/10	0.81	0.28	91,92,93,93	0
26	KBE	AZ	1	9/10	0.83	0.59	71,74,78,79	0
26	DPP	CZ	5	6/7	0.85	0.26	88,89,89,90	0
26	MYN	CZ	4	11/12	0.86	0.22	88,89,91,92	0
26	UAL	AZ	3	9/10	0.87	0.24	63,66,70,71	0
26	DPP	CZ	2	6/7	0.88	0.20	92,93,95,98	0
26	MYN	AZ	4	11/12	0.90	0.23	61,64,65,65	0
26	DPP	AZ	5	6/7	0.93	0.20	62,64,65,65	0
26	DPP	AZ	2	6/7	0.93	0.21	66,67,69,71	0

6.3 Carbohydrates [i](#)

There are no monosaccharides in this entry.

6.4 Ligands [i](#)

In the following table, the Atoms column lists the number of modelled atoms in the group and the number defined in the chemical component dictionary. The B-factors column lists the minimum, median, 95th percentile and maximum values of B factors of atoms in the group. The column labelled 'Q< 0.9' lists the number of atoms with occupancy less than 0.9.

Mol	Type	Chain	Res	Atoms	RSCC	RSR	B-factors(Å ²)	Q<0.9
60	MG	AA	1646	1/1	0.15	1.01	71,71,71,71	0
60	MG	DA	3188	1/1	0.15	0.27	72,72,72,72	0

Continued on next page...

Continued from previous page...

Mol	Type	Chain	Res	Atoms	RSCC	RSR	B-factors(Å ²)	Q<0.9
60	MG	AW	103	1/1	0.19	0.64	72,72,72,72	0
60	MG	CW	103	1/1	0.30	0.34	73,73,73,73	0
60	MG	DA	3110	1/1	0.39	0.52	48,48,48,48	0
60	MG	CA	1641	1/1	0.46	0.29	66,66,66,66	0
60	MG	CA	1686	1/1	0.50	0.28	37,37,37,37	0
60	MG	AA	1638	1/1	0.51	0.74	76,76,76,76	0
60	MG	DA	3209	1/1	0.51	0.36	5,5,5,5	0
60	MG	DA	3175	1/1	0.53	0.26	72,72,72,72	0
60	MG	AA	1637	1/1	0.53	0.30	44,44,44,44	0
60	MG	DA	3136	1/1	0.53	0.44	31,31,31,31	0
60	MG	DA	3149	1/1	0.55	0.37	39,39,39,39	0
60	MG	DA	3176	1/1	0.55	0.45	54,54,54,54	0
60	MG	DA	3199	1/1	0.56	0.44	35,35,35,35	0
60	MG	DA	3154	1/1	0.56	0.81	38,38,38,38	0
60	MG	DB	202	1/1	0.56	0.77	80,80,80,80	0
60	MG	DF	301	1/1	0.56	0.56	53,53,53,53	0
60	MG	DA	3086	1/1	0.57	0.83	58,58,58,58	0
60	MG	DA	3198	1/1	0.57	0.21	32,32,32,32	0
60	MG	CA	1652	1/1	0.58	0.28	61,61,61,61	0
60	MG	CA	1644	1/1	0.58	0.64	67,67,67,67	0
60	MG	BA	3171	1/1	0.59	0.20	36,36,36,36	0
60	MG	DA	3239	1/1	0.59	0.33	34,34,34,34	0
60	MG	CA	1700	1/1	0.60	0.40	36,36,36,36	0
60	MG	AA	1671	1/1	0.60	0.42	49,49,49,49	0
60	MG	DO	201	1/1	0.60	0.52	65,65,65,65	0
60	MG	BA	3289	1/1	0.61	0.37	42,42,42,42	0
60	MG	AA	1640	1/1	0.62	0.25	70,70,70,70	0
60	MG	AA	1707	1/1	0.62	0.39	52,52,52,52	0
60	MG	CA	1633	1/1	0.63	0.46	62,62,62,62	0
60	MG	BA	3085	1/1	0.64	0.39	70,70,70,70	0
60	MG	DA	3164	1/1	0.64	0.21	64,64,64,64	0
60	MG	DA	3161	1/1	0.65	0.17	33,33,33,33	0
60	MG	DA	3128	1/1	0.65	0.36	24,24,24,24	0
60	MG	DA	3127	1/1	0.65	0.32	20,20,20,20	0
60	MG	DA	3189	1/1	0.66	0.17	57,57,57,57	0
60	MG	AA	1630	1/1	0.66	0.68	62,62,62,62	0
60	MG	D7	101	1/1	0.66	0.30	36,36,36,36	0
60	MG	CA	1631	1/1	0.67	0.18	19,19,19,19	0
60	MG	DA	3201	1/1	0.67	0.33	36,36,36,36	0
60	MG	DA	3021	1/1	0.67	0.28	27,27,27,27	0
60	MG	DA	3116	1/1	0.67	0.39	47,47,47,47	0
60	MG	DA	3184	1/1	0.68	0.86	35,35,35,35	0

Continued on next page...

Continued from previous page...

Mol	Type	Chain	Res	Atoms	RSCC	RSR	B-factors(\AA^2)	Q<0.9
60	MG	DA	3228	1/1	0.68	0.69	34,34,34,34	0
60	MG	DA	3117	1/1	0.68	0.46	49,49,49,49	0
60	MG	BA	3109	1/1	0.68	0.24	58,58,58,58	0
60	MG	CA	1638	1/1	0.68	0.39	31,31,31,31	0
60	MG	CA	1607	1/1	0.68	0.51	29,29,29,29	0
60	MG	BA	3215	1/1	0.68	0.71	60,60,60,60	0
60	MG	DA	3042	1/1	0.69	0.40	46,46,46,46	0
60	MG	DA	3225	1/1	0.69	0.41	39,39,39,39	0
60	MG	DA	3159	1/1	0.69	0.39	32,32,32,32	0
60	MG	CA	1649	1/1	0.69	0.31	54,54,54,54	0
60	MG	DA	3190	1/1	0.69	0.25	43,43,43,43	0
60	MG	DA	3109	1/1	0.69	0.20	50,50,50,50	0
60	MG	CW	104	1/1	0.69	0.16	57,57,57,57	0
60	MG	BA	3329	1/1	0.69	0.16	45,45,45,45	0
60	MG	DA	3095	1/1	0.70	0.15	61,61,61,61	0
60	MG	DA	3217	1/1	0.70	0.56	27,27,27,27	0
60	MG	DA	3156	1/1	0.70	0.11	47,47,47,47	0
60	MG	CA	1685	1/1	0.71	0.48	59,59,59,59	0
60	MG	DA	3060	1/1	0.71	0.35	23,23,23,23	0
60	MG	DA	3084	1/1	0.71	0.52	71,71,71,71	0
60	MG	AX	103	1/1	0.71	0.20	51,51,51,51	0
60	MG	DA	3142	1/1	0.72	0.25	37,37,37,37	0
60	MG	DA	3122	1/1	0.72	0.20	40,40,40,40	0
60	MG	AA	1682	1/1	0.72	0.13	48,48,48,48	0
60	MG	DA	3016	1/1	0.72	0.28	12,12,12,12	0
60	MG	CA	1692	1/1	0.72	0.27	32,32,32,32	0
60	MG	BA	3186	1/1	0.73	0.30	60,60,60,60	0
60	MG	DA	3171	1/1	0.73	0.44	52,52,52,52	0
60	MG	DA	3111	1/1	0.73	0.47	64,64,64,64	0
60	MG	CA	1656	1/1	0.73	0.28	39,39,39,39	0
60	MG	DA	3092	1/1	0.73	0.30	17,17,17,17	0
60	MG	CV	601	1/1	0.73	0.46	16,16,16,16	0
60	MG	DA	3124	1/1	0.73	0.39	36,36,36,36	0
60	MG	DA	3157	1/1	0.73	0.24	58,58,58,58	0
60	MG	DA	3125	1/1	0.73	0.19	49,49,49,49	0
60	MG	DA	3065	1/1	0.73	0.27	28,28,28,28	0
60	MG	CA	1640	1/1	0.74	0.27	41,41,41,41	0
60	MG	BA	3079	1/1	0.74	0.31	7,7,7,7	0
60	MG	BA	3189	1/1	0.74	0.21	40,40,40,40	0
60	MG	AA	1713	1/1	0.74	0.13	43,43,43,43	0
60	MG	DA	3138	1/1	0.75	0.16	63,63,63,63	0
60	MG	DA	3166	1/1	0.75	0.39	36,36,36,36	0

Continued on next page...

Continued from previous page...

Mol	Type	Chain	Res	Atoms	RSCC	RSR	B-factors(\AA^2)	Q<0.9
60	MG	DA	3202	1/1	0.75	0.22	18,18,18,18	0
60	MG	AA	1626	1/1	0.75	0.24	51,51,51,51	0
60	MG	BA	3303	1/1	0.75	0.55	32,32,32,32	0
60	MG	CA	1609	1/1	0.75	0.52	50,50,50,50	0
60	MG	AA	1708	1/1	0.76	0.26	41,41,41,41	0
60	MG	CA	1616	1/1	0.76	0.48	52,52,52,52	0
60	MG	BA	3316	1/1	0.76	0.44	35,35,35,35	0
60	MG	DA	3148	1/1	0.76	0.58	42,42,42,42	0
60	MG	DA	3078	1/1	0.76	0.30	26,26,26,26	0
60	MG	BA	3210	1/1	0.76	0.29	33,33,33,33	0
60	MG	DA	3155	1/1	0.76	0.56	31,31,31,31	0
60	MG	BA	3294	1/1	0.76	0.71	90,90,90,90	0
60	MG	DA	3204	1/1	0.76	0.48	67,67,67,67	0
60	MG	DA	3153	1/1	0.77	0.18	13,13,13,13	0
60	MG	CA	1674	1/1	0.77	0.46	55,55,55,55	0
60	MG	AX	104	1/1	0.77	0.21	57,57,57,57	0
60	MG	DA	3025	1/1	0.77	0.39	1,1,1,1	0
60	MG	DA	3041	1/1	0.77	0.31	1,1,1,1	0
60	MG	DA	3104	1/1	0.77	0.44	42,42,42,42	0
60	MG	DA	3066	1/1	0.78	0.56	40,40,40,40	0
60	MG	CA	1673	1/1	0.78	0.25	15,15,15,15	0
60	MG	BA	3255	1/1	0.78	0.33	19,19,19,19	0
60	MG	DA	3001	1/1	0.78	0.39	51,51,51,51	0
60	MG	DA	3141	1/1	0.78	0.63	36,36,36,36	0
60	MG	CA	1676	1/1	0.78	0.20	25,25,25,25	0
60	MG	DA	3062	1/1	0.78	0.42	8,8,8,8	0
60	MG	DA	3097	1/1	0.78	0.25	51,51,51,51	0
60	MG	DA	3170	1/1	0.78	0.51	33,33,33,33	0
60	MG	BA	3177	1/1	0.78	0.43	41,41,41,41	0
60	MG	DA	3093	1/1	0.79	0.47	31,31,31,31	0
60	MG	BA	3284	1/1	0.79	0.23	21,21,21,21	0
60	MG	DA	3019	1/1	0.79	0.29	6,6,6,6	0
60	MG	CA	1702	1/1	0.79	0.43	27,27,27,27	0
60	MG	DA	3165	1/1	0.79	0.27	14,14,14,14	0
60	MG	AA	1695	1/1	0.79	0.18	30,30,30,30	0
60	MG	BA	3162	1/1	0.79	0.27	56,56,56,56	0
60	MG	AA	1702	1/1	0.79	0.34	41,41,41,41	0
60	MG	BA	3309	1/1	0.79	0.13	1,1,1,1	0
60	MG	DA	3203	1/1	0.79	0.44	38,38,38,38	0
60	MG	B0	102	1/1	0.80	0.40	40,40,40,40	0
60	MG	DA	3014	1/1	0.80	0.36	4,4,4,4	0
60	MG	BA	3140	1/1	0.80	0.52	26,26,26,26	0

Continued on next page...

Continued from previous page...

Mol	Type	Chain	Res	Atoms	RSCC	RSR	B-factors(\AA^2)	Q<0.9
60	MG	DA	3216	1/1	0.80	0.20	24,24,24,24	0
60	MG	BA	3238	1/1	0.80	0.41	29,29,29,29	0
60	MG	BA	3144	1/1	0.80	0.30	59,59,59,59	0
60	MG	DA	3068	1/1	0.80	0.22	9,9,9,9	0
60	MG	DA	3140	1/1	0.80	0.34	24,24,24,24	0
60	MG	AA	1672	1/1	0.80	0.24	53,53,53,53	0
60	MG	DA	3034	1/1	0.80	0.19	1,1,1,1	0
60	MG	DA	3040	1/1	0.80	0.39	19,19,19,19	0
60	MG	AA	1680	1/1	0.80	0.62	70,70,70,70	0
60	MG	DA	3131	1/1	0.81	0.87	63,63,63,63	0
60	MG	DA	3098	1/1	0.81	0.35	27,27,27,27	0
60	MG	DA	3074	1/1	0.81	0.62	48,48,48,48	0
60	MG	CA	1698	1/1	0.81	0.51	29,29,29,29	0
60	MG	DA	3173	1/1	0.81	0.48	10,10,10,10	0
60	MG	BA	3241	1/1	0.81	1.36	80,80,80,80	0
60	MG	DA	3096	1/1	0.81	0.40	16,16,16,16	0
60	MG	BA	3104	1/1	0.81	0.39	42,42,42,42	0
60	MG	DA	3130	1/1	0.81	0.43	27,27,27,27	0
60	MG	DA	3145	1/1	0.82	0.49	35,35,35,35	0
60	MG	CA	1658	1/1	0.82	0.27	30,30,30,30	0
60	MG	BA	3034	1/1	0.82	0.40	1,1,1,1	0
60	MG	BA	3187	1/1	0.82	0.46	17,17,17,17	0
60	MG	BA	3114	1/1	0.82	0.21	14,14,14,14	0
60	MG	DA	3118	1/1	0.82	0.34	22,22,22,22	0
60	MG	DA	3077	1/1	0.82	0.18	13,13,13,13	0
60	MG	CA	1684	1/1	0.82	0.18	33,33,33,33	0
60	MG	CA	1637	1/1	0.82	0.73	57,57,57,57	0
60	MG	BA	3195	1/1	0.82	0.61	49,49,49,49	0
60	MG	BA	3051	1/1	0.82	0.38	14,14,14,14	0
60	MG	DA	3129	1/1	0.82	0.23	20,20,20,20	0
60	MG	BA	3077	1/1	0.82	0.24	1,1,1,1	0
60	MG	AA	1645	1/1	0.82	0.41	22,22,22,22	0
60	MG	AA	1697	1/1	0.82	0.20	27,27,27,27	0
60	MG	DA	3052	1/1	0.82	0.22	14,14,14,14	0
60	MG	DB	203	1/1	0.82	0.11	54,54,54,54	0
60	MG	DA	3053	1/1	0.82	0.55	32,32,32,32	0
60	MG	BA	3251	1/1	0.82	0.32	1,1,1,1	0
60	MG	AA	1629	1/1	0.82	0.22	51,51,51,51	0
60	MG	AA	1648	1/1	0.83	0.45	68,68,68,68	0
60	MG	BA	3170	1/1	0.83	0.38	55,55,55,55	0
60	MG	DA	3115	1/1	0.83	0.29	36,36,36,36	0
60	MG	BA	3204	1/1	0.83	0.33	25,25,25,25	0

Continued on next page...

Continued from previous page...

Mol	Type	Chain	Res	Atoms	RSCC	RSR	B-factors(\AA^2)	Q<0.9
60	MG	AA	1620	1/1	0.83	0.42	31,31,31,31	0
60	MG	DA	3218	1/1	0.83	0.55	50,50,50,50	0
60	MG	BA	3094	1/1	0.83	0.25	11,11,11,11	0
60	MG	DA	3227	1/1	0.83	0.26	36,36,36,36	0
60	MG	BA	3185	1/1	0.83	0.10	3,3,3,3	0
60	MG	DA	3231	1/1	0.83	0.69	49,49,49,49	0
60	MG	DA	3162	1/1	0.83	0.43	44,44,44,44	0
60	MG	DA	3194	1/1	0.83	0.43	44,44,44,44	0
60	MG	BA	3142	1/1	0.83	0.36	30,30,30,30	0
60	MG	BA	3015	1/1	0.83	0.14	5,5,5,5	0
60	MG	BX	101	1/1	0.83	0.23	31,31,31,31	0
60	MG	CA	1677	1/1	0.83	0.39	51,51,51,51	0
60	MG	AA	1601	1/1	0.84	0.29	47,47,47,47	0
60	MG	BA	3191	1/1	0.84	0.33	6,6,6,6	0
60	MG	DA	3102	1/1	0.84	0.35	1,1,1,1	0
60	MG	AA	1670	1/1	0.84	0.30	54,54,54,54	0
60	MG	DA	3137	1/1	0.84	0.72	39,39,39,39	0
60	MG	DA	3043	1/1	0.84	0.26	9,9,9,9	0
60	MG	DA	3212	1/1	0.84	0.19	4,4,4,4	0
60	MG	DA	3215	1/1	0.84	0.28	23,23,23,23	0
60	MG	DA	3080	1/1	0.84	0.49	36,36,36,36	0
60	MG	DA	3083	1/1	0.84	0.56	35,35,35,35	0
60	MG	BA	3280	1/1	0.84	0.18	7,7,7,7	0
60	MG	DA	3223	1/1	0.84	0.33	13,13,13,13	0
60	MG	DA	3085	1/1	0.84	0.51	1,1,1,1	0
60	MG	BA	3184	1/1	0.84	0.62	40,40,40,40	0
60	MG	DA	3178	1/1	0.84	0.22	22,22,22,22	0
60	MG	DA	3179	1/1	0.84	0.15	19,19,19,19	0
60	MG	DA	3232	1/1	0.84	0.14	3,3,3,3	0
60	MG	DA	3235	1/1	0.84	0.44	61,61,61,61	0
60	MG	DA	3091	1/1	0.84	0.29	55,55,55,55	0
60	MG	BA	3059	1/1	0.84	0.50	25,25,25,25	0
60	MG	AA	1643	1/1	0.84	0.31	29,29,29,29	0
60	MG	DA	3094	1/1	0.84	0.47	16,16,16,16	0
60	MG	AG	201	1/1	0.84	0.21	42,42,42,42	0
60	MG	DA	3039	1/1	0.84	0.18	53,53,53,53	0
60	MG	DA	3208	1/1	0.85	0.15	12,12,12,12	0
60	MG	BA	3312	1/1	0.85	0.25	22,22,22,22	0
60	MG	DA	3123	1/1	0.85	0.42	40,40,40,40	0
60	MG	CW	101	1/1	0.85	0.12	55,55,55,55	0
60	MG	AA	1644	1/1	0.85	0.40	39,39,39,39	0
60	MG	DA	3126	1/1	0.85	0.34	7,7,7,7	0

Continued on next page...

Continued from previous page...

Mol	Type	Chain	Res	Atoms	RSCC	RSR	B-factors(\AA^2)	Q<0.9
60	MG	BA	3318	1/1	0.85	0.24	20,20,20,20	0
60	MG	DA	3220	1/1	0.85	0.45	30,30,30,30	0
60	MG	DA	3185	1/1	0.85	0.62	10,10,10,10	0
60	MG	BA	3271	1/1	0.85	0.14	28,28,28,28	0
60	MG	DA	3013	1/1	0.85	0.39	30,30,30,30	0
60	MG	DA	3048	1/1	0.85	0.31	23,23,23,23	0
60	MG	DA	3192	1/1	0.85	0.18	10,10,10,10	0
60	MG	DA	3193	1/1	0.85	0.28	29,29,29,29	0
60	MG	BA	3331	1/1	0.85	0.69	35,35,35,35	0
60	MG	DA	3237	1/1	0.85	0.36	10,10,10,10	0
60	MG	CA	1694	1/1	0.85	0.71	51,51,51,51	0
60	MG	BA	3165	1/1	0.85	0.15	48,48,48,48	0
60	MG	BA	3042	1/1	0.85	0.23	1,1,1,1	0
60	MG	BA	3310	1/1	0.85	0.28	38,38,38,38	0
60	MG	DA	3031	1/1	0.85	0.14	9,9,9,9	0
60	MG	DA	3120	1/1	0.85	0.38	3,3,3,3	0
60	MG	CA	1603	1/1	0.86	0.23	38,38,38,38	0
60	MG	DA	3139	1/1	0.86	0.39	1,1,1,1	0
60	MG	BA	3190	1/1	0.86	0.12	39,39,39,39	0
60	MG	BA	3222	1/1	0.86	0.29	26,26,26,26	0
60	MG	AA	1701	1/1	0.86	0.31	11,11,11,11	0
60	MG	CA	1653	1/1	0.86	0.23	36,36,36,36	0
60	MG	CA	1624	1/1	0.86	0.58	40,40,40,40	0
60	MG	DA	3226	1/1	0.86	0.10	30,30,30,30	0
60	MG	DA	3172	1/1	0.86	0.33	6,6,6,6	0
60	MG	DA	3200	1/1	0.86	0.50	42,42,42,42	0
60	MG	AA	1709	1/1	0.86	0.35	36,36,36,36	0
60	MG	AW	101	1/1	0.86	0.30	48,48,48,48	0
60	MG	BA	3302	1/1	0.86	0.17	11,11,11,11	0
60	MG	BA	3103	1/1	0.86	0.26	1,1,1,1	0
60	MG	DA	3205	1/1	0.86	0.36	2,2,2,2	0
60	MG	DA	3133	1/1	0.86	0.18	16,16,16,16	0
60	MG	BA	3265	1/1	0.86	0.38	13,13,13,13	0
60	MG	DA	3210	1/1	0.86	0.28	2,2,2,2	0
60	MG	CA	1683	1/1	0.86	0.53	53,53,53,53	0
60	MG	DA	3213	1/1	0.86	0.21	31,31,31,31	0
60	MG	BA	3290	1/1	0.87	0.44	24,24,24,24	0
60	MG	DA	3214	1/1	0.87	0.37	21,21,21,21	0
60	MG	AA	1657	1/1	0.87	0.45	37,37,37,37	0
60	MG	BA	3295	1/1	0.87	0.29	41,41,41,41	0
60	MG	AX	108	1/1	0.87	0.38	34,34,34,34	0
60	MG	CA	1665	1/1	0.87	0.30	33,33,33,33	0

Continued on next page...

Continued from previous page...

Mol	Type	Chain	Res	Atoms	RSCC	RSR	B-factors(\AA^2)	Q<0.9
60	MG	BA	3243	1/1	0.87	0.52	45,45,45,45	0
60	MG	DA	3054	1/1	0.87	0.33	21,21,21,21	0
60	MG	DA	3057	1/1	0.87	0.13	32,32,32,32	0
60	MG	BA	3064	1/1	0.87	0.70	45,45,45,45	0
60	MG	BA	3001	1/1	0.87	0.26	43,43,43,43	0
60	MG	BA	3203	1/1	0.87	0.20	17,17,17,17	0
60	MG	CA	1636	1/1	0.87	0.24	26,26,26,26	0
60	MG	AA	1633	1/1	0.87	0.24	8,8,8,8	0
60	MG	DA	3073	1/1	0.87	0.29	58,58,58,58	0
60	MG	BA	3274	1/1	0.87	0.19	21,21,21,21	0
60	MG	BA	3319	1/1	0.87	0.32	31,31,31,31	0
60	MG	BA	3084	1/1	0.87	0.22	27,27,27,27	0
60	MG	AA	1683	1/1	0.87	0.14	16,16,16,16	0
60	MG	DE	301	1/1	0.87	0.23	1,1,1,1	0
60	MG	CA	1696	1/1	0.87	0.18	91,91,91,91	0
60	MG	DA	3211	1/1	0.87	0.24	23,23,23,23	0
60	MG	D0	101	1/1	0.87	0.29	12,12,12,12	0
60	MG	D5	101	1/1	0.87	0.19	10,10,10,10	0
60	MG	AA	1686	1/1	0.87	0.29	34,34,34,34	0
60	MG	AA	1651	1/1	0.88	0.51	53,53,53,53	0
60	MG	BA	3160	1/1	0.88	0.43	29,29,29,29	0
60	MG	AA	1604	1/1	0.88	0.27	14,14,14,14	0
60	MG	CA	1613	1/1	0.88	0.47	36,36,36,36	0
60	MG	BA	3293	1/1	0.88	0.55	45,45,45,45	0
60	MG	CA	1623	1/1	0.88	0.52	33,33,33,33	0
60	MG	BA	3205	1/1	0.88	0.36	30,30,30,30	0
60	MG	CA	1627	1/1	0.88	0.23	9,9,9,9	0
60	MG	AA	1685	1/1	0.88	0.27	69,69,69,69	0
60	MG	AA	1711	1/1	0.88	0.17	15,15,15,15	0
60	MG	BA	3095	1/1	0.88	0.72	47,47,47,47	0
60	MG	AA	1664	1/1	0.88	0.29	46,46,46,46	0
60	MG	DA	3167	1/1	0.88	0.26	36,36,36,36	0
60	MG	AA	1622	1/1	0.88	0.32	12,12,12,12	0
60	MG	AA	1625	1/1	0.88	0.25	21,21,21,21	0
60	MG	AA	1608	1/1	0.88	0.46	22,22,22,22	0
60	MG	CA	1642	1/1	0.88	0.10	28,28,28,28	0
60	MG	BA	3122	1/1	0.88	0.33	12,12,12,12	0
60	MG	BA	3260	1/1	0.88	0.96	65,65,65,65	0
60	MG	DA	3003	1/1	0.88	0.27	17,17,17,17	0
60	MG	DA	3007	1/1	0.88	0.30	1,1,1,1	0
60	MG	DA	3181	1/1	0.88	0.51	50,50,50,50	0
60	MG	DA	3011	1/1	0.88	0.18	4,4,4,4	0

Continued on next page...

Continued from previous page...

Mol	Type	Chain	Res	Atoms	RSCC	RSR	B-factors(\AA^2)	Q<0.9
60	MG	AX	101	1/1	0.88	0.15	41,41,41,41	0
60	MG	BA	3141	1/1	0.88	0.30	17,17,17,17	0
60	MG	BA	3333	1/1	0.88	0.35	1,1,1,1	0
60	MG	DB	201	1/1	0.88	0.68	51,51,51,51	0
60	MG	AA	1614	1/1	0.88	0.20	22,22,22,22	0
60	MG	DA	3089	1/1	0.88	0.21	27,27,27,27	0
60	MG	DA	3020	1/1	0.88	0.46	40,40,40,40	0
60	MG	BA	3192	1/1	0.88	0.45	31,31,31,31	0
60	MG	CA	1668	1/1	0.88	0.32	30,30,30,30	0
60	MG	DA	3026	1/1	0.88	0.26	4,4,4,4	0
60	MG	DA	3027	1/1	0.88	0.92	38,38,38,38	0
60	MG	CA	1601	1/1	0.88	0.24	1,1,1,1	0
60	MG	AA	1673	1/1	0.89	0.18	39,39,39,39	0
60	MG	DA	3177	1/1	0.89	0.30	13,13,13,13	0
60	MG	BA	3270	1/1	0.89	0.25	32,32,32,32	0
60	MG	BA	3056	1/1	0.89	0.19	1,1,1,1	0
60	MG	BA	3272	1/1	0.89	0.23	15,15,15,15	0
60	MG	CA	1646	1/1	0.89	0.21	1,1,1,1	0
60	MG	CA	1647	1/1	0.89	0.31	44,44,44,44	0
60	MG	DA	3219	1/1	0.89	0.22	19,19,19,19	0
60	MG	DA	3186	1/1	0.89	0.23	53,53,53,53	0
60	MG	DA	3222	1/1	0.89	0.29	24,24,24,24	0
60	MG	CA	1611	1/1	0.89	0.37	66,66,66,66	0
60	MG	AA	1605	1/1	0.89	0.20	35,35,35,35	0
60	MG	BA	3313	1/1	0.89	0.45	45,45,45,45	0
60	MG	CA	1621	1/1	0.89	0.44	30,30,30,30	0
60	MG	BA	3173	1/1	0.89	0.19	50,50,50,50	0
60	MG	DA	3229	1/1	0.89	0.26	20,20,20,20	0
60	MG	BA	3240	1/1	0.89	0.39	75,75,75,75	0
60	MG	DA	3195	1/1	0.89	0.38	18,18,18,18	0
60	MG	DA	3047	1/1	0.89	0.45	29,29,29,29	0
60	MG	BA	3174	1/1	0.89	0.09	7,7,7,7	0
60	MG	AA	1660	1/1	0.89	0.42	49,49,49,49	0
60	MG	CA	1632	1/1	0.89	0.35	6,6,6,6	0
60	MG	BA	3148	1/1	0.89	0.15	1,1,1,1	0
60	MG	AA	1688	1/1	0.89	0.12	49,49,49,49	0
60	MG	DA	3168	1/1	0.89	0.65	55,55,55,55	0
60	MG	DA	3058	1/1	0.89	0.22	1,1,1,1	0
60	MG	CA	1682	1/1	0.89	0.62	41,41,41,41	0
60	MG	BA	3138	1/1	0.89	0.20	1,1,1,1	0
60	MG	BA	3298	1/1	0.89	0.32	13,13,13,13	0
60	MG	DA	3107	1/1	0.89	0.41	37,37,37,37	0

Continued on next page...

Continued from previous page...

Mol	Type	Chain	Res	Atoms	RSCC	RSR	B-factors(\AA^2)	Q<0.9
61	ZN	B5	102	1/1	0.89	0.09	51,51,51,51	0
60	MG	AA	1621	1/1	0.90	0.66	28,28,28,28	0
60	MG	AA	1616	1/1	0.90	0.25	32,32,32,32	0
60	MG	BA	3301	1/1	0.90	0.31	16,16,16,16	0
60	MG	CA	1678	1/1	0.90	0.53	25,25,25,25	0
60	MG	AA	1677	1/1	0.90	0.24	30,30,30,30	0
60	MG	BA	3194	1/1	0.90	0.57	54,54,54,54	0
60	MG	BA	3175	1/1	0.90	0.20	26,26,26,26	0
60	MG	BA	3197	1/1	0.90	0.21	24,24,24,24	0
60	MG	BA	3198	1/1	0.90	0.19	5,5,5,5	0
60	MG	BA	3201	1/1	0.90	0.69	53,53,53,53	0
60	MG	CA	1634	1/1	0.90	0.19	16,16,16,16	0
60	MG	BA	3082	1/1	0.90	0.24	44,44,44,44	0
60	MG	DA	3049	1/1	0.90	0.27	36,36,36,36	0
60	MG	DA	3050	1/1	0.90	0.26	38,38,38,38	0
60	MG	BA	3113	1/1	0.90	0.22	1,1,1,1	0
60	MG	AA	1679	1/1	0.90	0.15	36,36,36,36	0
60	MG	BA	3325	1/1	0.90	0.13	19,19,19,19	0
60	MG	BA	3207	1/1	0.90	0.22	21,21,21,21	0
60	MG	BA	3275	1/1	0.90	0.19	7,7,7,7	0
60	MG	CW	102	1/1	0.90	0.15	40,40,40,40	0
60	MG	BA	3279	1/1	0.90	0.23	29,29,29,29	0
60	MG	DA	3064	1/1	0.90	0.48	12,12,12,12	0
60	MG	BA	3120	1/1	0.90	0.52	87,87,87,87	0
60	MG	B0	101	1/1	0.90	0.24	4,4,4,4	0
60	MG	BA	3282	1/1	0.90	0.33	20,20,20,20	0
60	MG	DA	3005	1/1	0.90	0.31	28,28,28,28	0
60	MG	DA	3183	1/1	0.90	0.30	9,9,9,9	0
60	MG	DA	3233	1/1	0.90	0.21	1,1,1,1	0
60	MG	AA	1704	1/1	0.90	0.19	13,13,13,13	0
60	MG	AA	1607	1/1	0.90	0.72	51,51,51,51	0
60	MG	CA	1606	1/1	0.90	0.64	45,45,45,45	0
60	MG	DA	3134	1/1	0.90	0.26	59,59,59,59	0
60	MG	BA	3224	1/1	0.90	0.12	20,20,20,20	0
60	MG	DA	3015	1/1	0.90	0.16	1,1,1,1	0
60	MG	DD	302	1/1	0.90	0.22	6,6,6,6	0
60	MG	BA	3227	1/1	0.90	0.37	33,33,33,33	0
60	MG	BA	3230	1/1	0.90	0.27	19,19,19,19	0
60	MG	CA	1670	1/1	0.90	0.27	26,26,26,26	0
60	MG	CA	1612	1/1	0.90	0.42	35,35,35,35	0
60	MG	DA	3023	1/1	0.90	0.10	14,14,14,14	0
60	MG	DA	3143	1/1	0.90	0.62	54,54,54,54	0

Continued on next page...

Continued from previous page...

Mol	Type	Chain	Res	Atoms	RSCC	RSR	B-factors(Å ²)	Q<0.9
60	MG	DA	3144	1/1	0.90	0.29	53,53,53,53	0
61	ZN	D4	101	1/1	0.90	0.05	113,113,113,113	0
61	ZN	D5	102	1/1	0.90	0.09	75,75,75,75	0
60	MG	CA	1691	1/1	0.91	0.27	21,21,21,21	0
60	MG	AW	102	1/1	0.91	0.13	36,36,36,36	0
60	MG	DA	3079	1/1	0.91	0.34	19,19,19,19	0
60	MG	AA	1610	1/1	0.91	0.16	36,36,36,36	0
60	MG	DA	3169	1/1	0.91	0.36	16,16,16,16	0
60	MG	BA	3311	1/1	0.91	0.42	40,40,40,40	0
60	MG	AA	1699	1/1	0.91	0.19	21,21,21,21	0
60	MG	BA	3226	1/1	0.91	0.23	39,39,39,39	0
60	MG	CA	1654	1/1	0.91	0.20	44,44,44,44	0
60	MG	DA	3174	1/1	0.91	0.32	6,6,6,6	0
60	MG	DA	3088	1/1	0.91	0.29	22,22,22,22	0
60	MG	DA	3221	1/1	0.91	0.50	52,52,52,52	0
60	MG	CK	201	1/1	0.91	0.09	19,19,19,19	0
60	MG	BA	3314	1/1	0.91	0.17	35,35,35,35	0
60	MG	DA	3135	1/1	0.91	0.45	11,11,11,11	0
60	MG	BA	3172	1/1	0.91	0.17	18,18,18,18	0
60	MG	CA	1660	1/1	0.91	0.16	21,21,21,21	0
60	MG	BA	3229	1/1	0.91	0.40	49,49,49,49	0
60	MG	CA	1667	1/1	0.91	0.25	5,5,5,5	0
60	MG	BA	3003	1/1	0.91	0.25	64,64,64,64	0
60	MG	CA	1669	1/1	0.91	0.12	16,16,16,16	0
60	MG	BA	3283	1/1	0.91	0.60	38,38,38,38	0
60	MG	BA	3196	1/1	0.91	0.31	21,21,21,21	0
60	MG	DA	3103	1/1	0.91	0.62	26,26,26,26	0
60	MG	BA	3097	1/1	0.91	0.32	44,44,44,44	0
60	MG	DA	3012	1/1	0.91	0.33	1,1,1,1	0
60	MG	BA	3101	1/1	0.91	0.41	31,31,31,31	0
60	MG	BA	3010	1/1	0.91	0.25	2,2,2,2	0
60	MG	AX	102	1/1	0.91	0.16	57,57,57,57	0
60	MG	BA	3106	1/1	0.91	0.30	3,3,3,3	0
60	MG	BA	3258	1/1	0.91	0.23	32,32,32,32	0
60	MG	BA	3026	1/1	0.91	0.30	7,7,7,7	0
60	MG	DA	3158	1/1	0.91	0.54	49,49,49,49	0
60	MG	AA	1642	1/1	0.91	0.41	41,41,41,41	0
60	MG	DA	3160	1/1	0.91	0.36	27,27,27,27	0
61	ZN	B4	101	1/1	0.91	0.05	89,89,89,89	0
60	MG	DA	3119	1/1	0.91	0.33	5,5,5,5	0
60	MG	BA	3163	1/1	0.91	0.09	12,12,12,12	0
60	MG	DA	3075	1/1	0.91	0.50	1,1,1,1	0

Continued on next page...

Continued from previous page...

Mol	Type	Chain	Res	Atoms	RSCC	RSR	B-factors(\AA^2)	Q<0.9
61	ZN	D9	101	1/1	0.91	0.07	93,93,93,93	0
60	MG	BA	3223	1/1	0.92	0.35	42,42,42,42	0
60	MG	CA	1614	1/1	0.92	0.94	50,50,50,50	0
60	MG	BA	3179	1/1	0.92	0.26	17,17,17,17	0
60	MG	AA	1653	1/1	0.92	0.21	38,38,38,38	0
60	MG	DA	3002	1/1	0.92	0.15	9,9,9,9	0
60	MG	AA	1681	1/1	0.92	0.24	58,58,58,58	0
60	MG	AA	1700	1/1	0.92	0.30	74,74,74,74	0
60	MG	DA	3056	1/1	0.92	0.16	2,2,2,2	0
60	MG	BA	3276	1/1	0.92	0.37	16,16,16,16	0
60	MG	BA	3277	1/1	0.92	0.39	1,1,1,1	0
60	MG	CA	1675	1/1	0.92	0.34	31,31,31,31	0
60	MG	AA	1627	1/1	0.92	0.24	22,22,22,22	0
60	MG	DA	3063	1/1	0.92	0.21	24,24,24,24	0
60	MG	DA	3146	1/1	0.92	0.30	17,17,17,17	0
60	MG	BA	3074	1/1	0.92	0.18	4,4,4,4	0
60	MG	AA	1665	1/1	0.92	0.15	31,31,31,31	0
60	MG	DA	3150	1/1	0.92	0.23	28,28,28,28	0
60	MG	DA	3114	1/1	0.92	0.12	34,34,34,34	0
60	MG	BA	3118	1/1	0.92	0.83	46,46,46,46	0
60	MG	BA	3149	1/1	0.92	0.34	14,14,14,14	0
60	MG	BA	3246	1/1	0.92	0.26	1,1,1,1	0
60	MG	DA	3196	1/1	0.92	0.20	1,1,1,1	0
60	MG	DA	3197	1/1	0.92	0.46	21,21,21,21	0
60	MG	BB	201	1/1	0.92	0.24	46,46,46,46	0
60	MG	BA	3213	1/1	0.92	0.48	49,49,49,49	0
60	MG	BA	3214	1/1	0.92	0.17	54,54,54,54	0
60	MG	BA	3159	1/1	0.92	0.20	20,20,20,20	0
60	MG	B0	103	1/1	0.92	0.23	22,22,22,22	0
60	MG	BA	3219	1/1	0.92	0.19	15,15,15,15	0
60	MG	DA	3082	1/1	0.92	0.24	15,15,15,15	0
60	MG	BA	3261	1/1	0.92	0.31	16,16,16,16	0
60	MG	DA	3206	1/1	0.92	0.33	12,12,12,12	0
60	MG	BA	3300	1/1	0.92	0.18	22,22,22,22	0
60	MG	BA	3264	1/1	0.92	0.28	32,32,32,32	0
60	MG	AW	104	1/1	0.92	0.25	31,31,31,31	0
60	MG	BA	3266	1/1	0.92	0.30	12,12,12,12	0
60	MG	BA	3307	1/1	0.92	0.24	19,19,19,19	0
60	MG	BA	3269	1/1	0.93	0.40	12,12,12,12	0
60	MG	BA	3211	1/1	0.93	0.33	36,36,36,36	0
60	MG	BA	3121	1/1	0.93	0.50	23,23,23,23	0
60	MG	BA	3036	1/1	0.93	0.56	8,8,8,8	0

Continued on next page...

Continued from previous page...

Mol	Type	Chain	Res	Atoms	RSCC	RSR	B-factors(\AA^2)	Q<0.9
60	MG	DA	3072	1/1	0.93	0.32	8,8,8,8	0
60	MG	BA	3131	1/1	0.93	0.35	1,1,1,1	0
60	MG	BA	3328	1/1	0.93	0.27	34,34,34,34	0
60	MG	AA	1652	1/1	0.93	0.38	28,28,28,28	0
60	MG	BA	3181	1/1	0.93	0.36	16,16,16,16	0
60	MG	BA	3092	1/1	0.93	0.41	3,3,3,3	0
60	MG	BA	3334	1/1	0.93	0.20	1,1,1,1	0
60	MG	DA	3006	1/1	0.93	0.35	4,4,4,4	0
60	MG	DA	3207	1/1	0.93	0.16	1,1,1,1	0
60	MG	BA	3047	1/1	0.93	0.14	1,1,1,1	0
60	MG	DA	3009	1/1	0.93	0.18	12,12,12,12	0
60	MG	BA	3050	1/1	0.93	0.30	1,1,1,1	0
60	MG	CA	1657	1/1	0.93	0.56	23,23,23,23	0
60	MG	BA	3096	1/1	0.93	0.39	34,34,34,34	0
60	MG	BA	3228	1/1	0.93	0.63	52,52,52,52	0
60	MG	AA	1617	1/1	0.93	0.44	13,13,13,13	0
60	MG	DA	3090	1/1	0.93	0.28	21,21,21,21	0
60	MG	BA	3286	1/1	0.93	0.49	18,18,18,18	0
60	MG	CA	1602	1/1	0.93	0.31	26,26,26,26	0
60	MG	BA	3287	1/1	0.93	0.12	7,7,7,7	0
60	MG	AA	1635	1/1	0.93	0.20	23,23,23,23	0
60	MG	CA	1672	1/1	0.93	0.18	21,21,21,21	0
60	MG	DA	3024	1/1	0.93	0.35	5,5,5,5	0
60	MG	BA	3154	1/1	0.93	0.11	16,16,16,16	0
60	MG	BA	3291	1/1	0.93	0.21	14,14,14,14	0
60	MG	DA	3224	1/1	0.93	0.11	18,18,18,18	0
60	MG	CA	1610	1/1	0.93	0.25	48,48,48,48	0
60	MG	DA	3028	1/1	0.93	0.20	1,1,1,1	0
60	MG	DA	3030	1/1	0.93	0.14	8,8,8,8	0
60	MG	BA	3158	1/1	0.93	0.52	35,35,35,35	0
60	MG	DA	3032	1/1	0.93	0.14	1,1,1,1	0
60	MG	BA	3006	1/1	0.93	0.38	37,37,37,37	0
60	MG	BA	3061	1/1	0.93	0.20	17,17,17,17	0
60	MG	CA	1679	1/1	0.93	0.16	43,43,43,43	0
60	MG	BA	3161	1/1	0.93	0.50	24,24,24,24	0
60	MG	DA	3236	1/1	0.93	0.28	39,39,39,39	0
60	MG	BA	3250	1/1	0.93	0.32	12,12,12,12	0
60	MG	AA	1631	1/1	0.93	0.39	12,12,12,12	0
60	MG	BA	3066	1/1	0.93	0.19	1,1,1,1	0
60	MG	BA	3111	1/1	0.93	0.19	1,1,1,1	0
60	MG	CA	1689	1/1	0.93	0.15	7,7,7,7	0
60	MG	BA	3304	1/1	0.93	0.21	36,36,36,36	0

Continued on next page...

Continued from previous page...

Mol	Type	Chain	Res	Atoms	RSCC	RSR	B-factors(\AA^2)	Q<0.9
60	MG	DA	3182	1/1	0.93	0.34	23,23,23,23	0
60	MG	BA	3168	1/1	0.93	0.34	60,60,60,60	0
60	MG	CA	1693	1/1	0.93	0.23	20,20,20,20	0
60	MG	AA	1632	1/1	0.93	0.42	48,48,48,48	0
60	MG	CA	1695	1/1	0.93	0.14	40,40,40,40	0
60	MG	BA	3263	1/1	0.93	0.19	47,47,47,47	0
60	MG	BA	3022	1/1	0.93	0.15	19,19,19,19	0
60	MG	DA	3059	1/1	0.93	0.27	6,6,6,6	0
60	MG	AX	105	1/1	0.93	0.08	12,12,12,12	0
60	MG	CA	1701	1/1	0.93	0.18	53,53,53,53	0
60	MG	AX	106	1/1	0.93	0.28	25,25,25,25	0
60	MG	AA	1613	1/1	0.94	0.24	36,36,36,36	0
60	MG	CA	1671	1/1	0.94	0.14	24,24,24,24	0
60	MG	DA	3105	1/1	0.94	0.19	59,59,59,59	0
60	MG	DA	3029	1/1	0.94	0.43	1,1,1,1	0
60	MG	DA	3108	1/1	0.94	0.26	18,18,18,18	0
60	MG	BA	3188	1/1	0.94	0.10	30,30,30,30	0
60	MG	BA	3105	1/1	0.94	0.17	8,8,8,8	0
60	MG	BA	3285	1/1	0.94	0.12	1,1,1,1	0
60	MG	DA	3113	1/1	0.94	0.47	2,2,2,2	0
60	MG	DA	3033	1/1	0.94	0.20	4,4,4,4	0
60	MG	DA	3191	1/1	0.94	0.41	31,31,31,31	0
60	MG	AA	1689	1/1	0.94	0.16	2,2,2,2	0
60	MG	DA	3036	1/1	0.94	0.27	5,5,5,5	0
60	MG	DA	3037	1/1	0.94	0.20	24,24,24,24	0
60	MG	DA	3038	1/1	0.94	0.57	8,8,8,8	0
60	MG	BA	3235	1/1	0.94	0.17	1,1,1,1	0
60	MG	CA	1604	1/1	0.94	0.21	1,1,1,1	0
60	MG	BA	3236	1/1	0.94	0.36	11,11,11,11	0
60	MG	BA	3155	1/1	0.94	0.35	14,14,14,14	0
60	MG	BA	3107	1/1	0.94	0.47	65,65,65,65	0
60	MG	BA	3292	1/1	0.94	0.31	27,27,27,27	0
60	MG	BA	3035	1/1	0.94	0.19	1,1,1,1	0
60	MG	BA	3078	1/1	0.94	0.33	1,1,1,1	0
60	MG	BA	3245	1/1	0.94	0.11	25,25,25,25	0
60	MG	DA	3051	1/1	0.94	0.51	18,18,18,18	0
60	MG	BA	3297	1/1	0.94	0.16	42,42,42,42	0
60	MG	BA	3002	1/1	0.94	0.31	17,17,17,17	0
60	MG	CA	1618	1/1	0.94	0.16	14,14,14,14	0
60	MG	BA	3299	1/1	0.94	0.18	13,13,13,13	0
60	MG	BA	3249	1/1	0.94	0.55	13,13,13,13	0
60	MG	AA	1694	1/1	0.94	0.29	5,5,5,5	0

Continued on next page...

Continued from previous page...

Mol	Type	Chain	Res	Atoms	RSCC	RSR	B-factors(Å ²)	Q<0.9
60	MG	CA	1626	1/1	0.94	0.42	31,31,31,31	0
60	MG	CA	1697	1/1	0.94	0.27	27,27,27,27	0
60	MG	AA	1678	1/1	0.94	0.13	29,29,29,29	0
60	MG	BA	3007	1/1	0.94	0.28	1,1,1,1	0
60	MG	AA	1705	1/1	0.94	0.15	4,4,4,4	0
60	MG	BA	3305	1/1	0.94	0.26	32,32,32,32	0
60	MG	BA	3054	1/1	0.94	0.12	6,6,6,6	0
60	MG	BA	3128	1/1	0.94	0.19	16,16,16,16	0
60	MG	DA	3069	1/1	0.94	0.66	6,6,6,6	0
60	MG	DA	3070	1/1	0.94	0.21	14,14,14,14	0
60	MG	DA	3147	1/1	0.94	0.20	26,26,26,26	0
60	MG	DA	3071	1/1	0.94	0.27	19,19,19,19	0
60	MG	BA	3130	1/1	0.94	0.41	1,1,1,1	0
60	MG	BA	3209	1/1	0.94	0.37	24,24,24,24	0
60	MG	DA	3152	1/1	0.94	0.32	8,8,8,8	0
60	MG	CA	1639	1/1	0.94	0.31	16,16,16,16	0
60	MG	AA	1612	1/1	0.94	0.25	15,15,15,15	0
60	MG	DA	3076	1/1	0.94	0.12	25,25,25,25	0
60	MG	BA	3136	1/1	0.94	0.28	42,42,42,42	0
60	MG	BA	3021	1/1	0.94	0.39	1,1,1,1	0
60	MG	CA	1643	1/1	0.94	0.28	7,7,7,7	0
60	MG	DA	3234	1/1	0.94	0.36	40,40,40,40	0
60	MG	BA	3139	1/1	0.94	0.25	1,1,1,1	0
60	MG	DA	3081	1/1	0.94	0.34	3,3,3,3	0
60	MG	CA	1645	1/1	0.94	0.78	56,56,56,56	0
60	MG	DA	3238	1/1	0.94	0.69	42,42,42,42	0
60	MG	BA	3060	1/1	0.94	0.27	4,4,4,4	0
60	MG	BA	3218	1/1	0.94	0.12	9,9,9,9	0
60	MG	BA	3273	1/1	0.94	0.09	1,1,1,1	0
60	MG	BA	3180	1/1	0.94	0.43	40,40,40,40	0
60	MG	BA	3098	1/1	0.94	0.44	1,1,1,1	0
60	MG	AA	1687	1/1	0.94	0.18	20,20,20,20	0
60	MG	CA	1655	1/1	0.94	0.31	29,29,29,29	0
60	MG	BA	3025	1/1	0.94	0.34	31,31,31,31	0
60	MG	BA	3225	1/1	0.94	0.27	9,9,9,9	0
60	MG	BA	3145	1/1	0.94	0.29	31,31,31,31	0
60	MG	BB	202	1/1	0.94	0.12	9,9,9,9	0
60	MG	DA	3022	1/1	0.94	0.28	11,11,11,11	0
60	MG	BB	203	1/1	0.94	0.25	35,35,35,35	0
60	MG	BF	301	1/1	0.94	0.13	14,14,14,14	0
60	MG	BU	202	1/1	0.94	0.21	1,1,1,1	0
60	MG	BA	3281	1/1	0.94	0.26	21,21,21,21	0

Continued on next page...

Continued from previous page...

Mol	Type	Chain	Res	Atoms	RSCC	RSR	B-factors(\AA^2)	Q<0.9
60	MG	DA	3100	1/1	0.95	0.22	18,18,18,18	0
60	MG	DA	3101	1/1	0.95	0.17	20,20,20,20	0
60	MG	BA	3153	1/1	0.95	0.51	16,16,16,16	0
60	MG	BA	3182	1/1	0.95	0.24	1,1,1,1	0
60	MG	BA	3183	1/1	0.95	0.20	1,1,1,1	0
60	MG	BA	3119	1/1	0.95	0.23	91,91,91,91	0
60	MG	DA	3106	1/1	0.95	0.12	23,23,23,23	0
60	MG	BA	3315	1/1	0.95	0.35	29,29,29,29	0
60	MG	CA	1662	1/1	0.95	0.13	38,38,38,38	0
60	MG	AA	1691	1/1	0.95	0.39	23,23,23,23	0
60	MG	CA	1615	1/1	0.95	0.46	28,28,28,28	0
60	MG	DA	3163	1/1	0.95	0.49	32,32,32,32	0
60	MG	BA	3075	1/1	0.95	0.31	2,2,2,2	0
60	MG	DA	3010	1/1	0.95	0.46	1,1,1,1	0
60	MG	BA	3253	1/1	0.95	0.31	39,39,39,39	0
60	MG	CA	1619	1/1	0.95	0.43	20,20,20,20	0
60	MG	BA	3216	1/1	0.95	0.17	25,25,25,25	0
60	MG	CA	1622	1/1	0.95	0.27	12,12,12,12	0
60	MG	DA	3067	1/1	0.95	0.19	23,23,23,23	0
60	MG	BA	3217	1/1	0.95	0.14	1,1,1,1	0
60	MG	AA	1661	1/1	0.95	0.25	21,21,21,21	0
60	MG	CA	1625	1/1	0.95	0.25	3,3,3,3	0
60	MG	BA	3330	1/1	0.95	0.20	12,12,12,12	0
60	MG	BA	3125	1/1	0.95	0.21	1,1,1,1	0
60	MG	BA	3127	1/1	0.95	0.27	1,1,1,1	0
60	MG	AA	1619	1/1	0.95	0.20	10,10,10,10	0
60	MG	BA	3102	1/1	0.95	0.17	1,1,1,1	0
60	MG	BA	3296	1/1	0.95	0.28	26,26,26,26	0
60	MG	AA	1684	1/1	0.95	0.37	69,69,69,69	0
60	MG	BA	3080	1/1	0.95	0.45	15,15,15,15	0
60	MG	BG	201	1/1	0.95	0.20	30,30,30,30	0
60	MG	CA	1687	1/1	0.95	0.25	17,17,17,17	0
60	MG	BA	3081	1/1	0.95	0.13	19,19,19,19	0
60	MG	BA	3032	1/1	0.95	0.23	1,1,1,1	0
60	MG	AA	1698	1/1	0.95	0.29	23,23,23,23	0
60	MG	BA	3008	1/1	0.95	0.20	4,4,4,4	0
60	MG	BA	3232	1/1	0.95	0.29	1,1,1,1	0
60	MG	B5	101	1/1	0.95	0.11	16,16,16,16	0
60	MG	BA	3089	1/1	0.95	0.20	12,12,12,12	0
60	MG	AA	1647	1/1	0.95	0.29	39,39,39,39	0
60	MG	BA	3306	1/1	0.95	0.29	5,5,5,5	0
60	MG	CA	1648	1/1	0.95	0.36	24,24,24,24	0

Continued on next page...

Continued from previous page...

Mol	Type	Chain	Res	Atoms	RSCC	RSR	B-factors(\AA^2)	Q<0.9
60	MG	BA	3037	1/1	0.95	0.39	33,33,33,33	0
60	MG	CA	1650	1/1	0.95	0.46	1,1,1,1	0
60	MG	CE	201	1/1	0.95	0.14	56,56,56,56	0
60	MG	CA	1651	1/1	0.95	0.15	35,35,35,35	0
60	MG	CA	1605	1/1	0.95	0.41	6,6,6,6	0
61	ZN	CD	301	1/1	0.95	0.26	49,49,49,49	0
60	MG	BA	3115	1/1	0.95	0.14	1,1,1,1	0
60	MG	AA	1690	1/1	0.95	0.43	23,23,23,23	0
60	MG	DA	3151	1/1	0.95	0.34	26,26,26,26	0
60	MG	BA	3013	1/1	0.96	0.32	1,1,1,1	0
60	MG	CA	1629	1/1	0.96	0.25	16,16,16,16	0
60	MG	CA	1630	1/1	0.96	0.14	57,57,57,57	0
60	MG	BA	3308	1/1	0.96	0.33	30,30,30,30	0
60	MG	AA	1658	1/1	0.96	0.15	1,1,1,1	0
60	MG	DA	3087	1/1	0.96	0.46	32,32,32,32	0
60	MG	BA	3248	1/1	0.96	0.21	34,34,34,34	0
60	MG	BA	3019	1/1	0.96	0.34	1,1,1,1	0
60	MG	DA	3004	1/1	0.96	0.29	7,7,7,7	0
60	MG	CA	1635	1/1	0.96	0.29	20,20,20,20	0
60	MG	BA	3057	1/1	0.96	0.11	3,3,3,3	0
60	MG	DA	3180	1/1	0.96	0.56	5,5,5,5	0
60	MG	BA	3058	1/1	0.96	0.13	1,1,1,1	0
60	MG	DA	3008	1/1	0.96	0.46	13,13,13,13	0
60	MG	AA	1710	1/1	0.96	0.61	29,29,29,29	0
60	MG	BA	3193	1/1	0.96	0.26	22,22,22,22	0
60	MG	BA	3146	1/1	0.96	0.19	13,13,13,13	0
60	MG	AA	1659	1/1	0.96	0.15	23,23,23,23	0
60	MG	BA	3024	1/1	0.96	0.14	11,11,11,11	0
60	MG	BA	3320	1/1	0.96	0.10	23,23,23,23	0
60	MG	BA	3321	1/1	0.96	0.42	1,1,1,1	0
60	MG	BA	3324	1/1	0.96	0.15	1,1,1,1	0
60	MG	DA	3017	1/1	0.96	0.26	1,1,1,1	0
60	MG	DA	3018	1/1	0.96	0.18	15,15,15,15	0
60	MG	BA	3150	1/1	0.96	0.42	9,9,9,9	0
60	MG	BA	3062	1/1	0.96	0.23	1,1,1,1	0
60	MG	BA	3200	1/1	0.96	0.20	14,14,14,14	0
60	MG	BA	3063	1/1	0.96	0.20	1,1,1,1	0
60	MG	BA	3267	1/1	0.96	0.15	6,6,6,6	0
60	MG	BA	3332	1/1	0.96	0.13	1,1,1,1	0
60	MG	DA	3112	1/1	0.96	0.45	7,7,7,7	0
60	MG	AA	1712	1/1	0.96	0.48	36,36,36,36	0
60	MG	BA	3156	1/1	0.96	0.39	7,7,7,7	0

Continued on next page...

Continued from previous page...

Mol	Type	Chain	Res	Atoms	RSCC	RSR	B-factors(\AA^2)	Q<0.9
60	MG	BA	3157	1/1	0.96	0.25	10,10,10,10	0
60	MG	AA	1636	1/1	0.96	0.41	28,28,28,28	0
60	MG	BA	3208	1/1	0.96	0.27	1,1,1,1	0
60	MG	BB	204	1/1	0.96	0.14	21,21,21,21	0
60	MG	BD	301	1/1	0.96	0.26	12,12,12,12	0
60	MG	CA	1659	1/1	0.96	0.62	46,46,46,46	0
60	MG	BE	303	1/1	0.96	0.32	58,58,58,58	0
60	MG	BA	3067	1/1	0.96	0.10	1,1,1,1	0
60	MG	DA	3035	1/1	0.96	0.24	1,1,1,1	0
60	MG	CA	1664	1/1	0.96	0.10	83,83,83,83	0
60	MG	BA	3110	1/1	0.96	0.33	6,6,6,6	0
60	MG	CA	1666	1/1	0.96	0.20	9,9,9,9	0
60	MG	BP	201	1/1	0.96	0.17	11,11,11,11	0
60	MG	BP	202	1/1	0.96	0.27	1,1,1,1	0
60	MG	BA	3068	1/1	0.96	0.07	11,11,11,11	0
60	MG	BA	3072	1/1	0.96	0.12	6,6,6,6	0
60	MG	BA	3031	1/1	0.96	0.29	1,1,1,1	0
60	MG	DA	3044	1/1	0.96	0.19	1,1,1,1	0
60	MG	BA	3164	1/1	0.96	0.35	33,33,33,33	0
60	MG	AX	109	1/1	0.96	0.12	16,16,16,16	0
60	MG	BA	3166	1/1	0.96	0.28	8,8,8,8	0
60	MG	BA	3167	1/1	0.96	0.26	22,22,22,22	0
60	MG	BA	3117	1/1	0.96	0.28	1,1,1,1	0
60	MG	BA	3221	1/1	0.96	0.47	35,35,35,35	0
60	MG	BA	3169	1/1	0.96	0.30	16,16,16,16	0
60	MG	BA	3033	1/1	0.96	0.42	1,1,1,1	0
60	MG	CA	1680	1/1	0.96	0.07	44,44,44,44	0
60	MG	CA	1681	1/1	0.96	0.47	44,44,44,44	0
60	MG	AA	1623	1/1	0.96	0.33	10,10,10,10	0
60	MG	AA	1662	1/1	0.96	0.14	21,21,21,21	0
60	MG	CA	1608	1/1	0.96	0.30	24,24,24,24	0
60	MG	DA	3061	1/1	0.96	0.33	21,21,21,21	0
60	MG	AA	1663	1/1	0.96	0.28	14,14,14,14	0
60	MG	AA	1603	1/1	0.96	0.17	32,32,32,32	0
60	MG	BA	3124	1/1	0.96	0.41	13,13,13,13	0
60	MG	BA	3041	1/1	0.96	0.29	1,1,1,1	0
60	MG	CA	1690	1/1	0.96	0.28	31,31,31,31	0
60	MG	BA	3126	1/1	0.96	0.11	5,5,5,5	0
60	MG	AA	1654	1/1	0.96	0.21	68,68,68,68	0
60	MG	DD	301	1/1	0.96	0.08	21,21,21,21	0
60	MG	BA	3233	1/1	0.96	0.13	1,1,1,1	0
60	MG	BA	3234	1/1	0.96	0.33	15,15,15,15	0

Continued on next page...

Continued from previous page...

Mol	Type	Chain	Res	Atoms	RSCC	RSR	B-factors(\AA^2)	Q<0.9
60	MG	CA	1617	1/1	0.96	0.16	1,1,1,1	0
60	MG	BA	3044	1/1	0.96	0.34	1,1,1,1	0
60	MG	BA	3129	1/1	0.96	0.21	1,1,1,1	0
60	MG	CA	1620	1/1	0.96	0.20	32,32,32,32	0
60	MG	CA	1699	1/1	0.96	0.08	30,30,30,30	0
61	ZN	AD	301	1/1	0.96	0.25	46,46,46,46	0
60	MG	BA	3088	1/1	0.96	0.13	1,1,1,1	0
60	MG	AA	1667	1/1	0.96	0.17	15,15,15,15	0
60	MG	AA	1639	1/1	0.96	0.11	29,29,29,29	0
60	MG	BA	3242	1/1	0.96	0.48	49,49,49,49	0
60	MG	BA	3093	1/1	0.96	0.30	1,1,1,1	0
60	MG	BA	3244	1/1	0.96	0.21	34,34,34,34	0
60	MG	BA	3323	1/1	0.97	0.14	2,2,2,2	0
60	MG	BA	3071	1/1	0.97	0.34	1,1,1,1	0
60	MG	BA	3143	1/1	0.97	0.23	32,32,32,32	0
60	MG	BA	3043	1/1	0.97	0.40	1,1,1,1	0
60	MG	BA	3020	1/1	0.97	0.40	1,1,1,1	0
60	MG	AA	1692	1/1	0.97	0.29	19,19,19,19	0
60	MG	BA	3076	1/1	0.97	0.38	1,1,1,1	0
60	MG	BA	3049	1/1	0.97	0.32	1,1,1,1	0
60	MG	AA	1649	1/1	0.97	0.25	25,25,25,25	0
60	MG	BA	3231	1/1	0.97	0.19	2,2,2,2	0
60	MG	CA	1688	1/1	0.97	0.09	37,37,37,37	0
60	MG	BA	3152	1/1	0.97	0.41	6,6,6,6	0
60	MG	BA	3112	1/1	0.97	0.13	11,11,11,11	0
60	MG	AA	1641	1/1	0.97	0.18	13,13,13,13	0
60	MG	BA	3052	1/1	0.97	0.33	1,1,1,1	0
60	MG	BB	205	1/1	0.97	0.24	1,1,1,1	0
60	MG	BA	3288	1/1	0.97	0.24	29,29,29,29	0
60	MG	BE	301	1/1	0.97	0.14	1,1,1,1	0
60	MG	BE	302	1/1	0.97	0.15	1,1,1,1	0
60	MG	BA	3053	1/1	0.97	0.18	1,1,1,1	0
60	MG	BA	3237	1/1	0.97	0.19	1,1,1,1	0
60	MG	AA	1676	1/1	0.97	0.31	11,11,11,11	0
60	MG	DA	3045	1/1	0.97	0.16	11,11,11,11	0
60	MG	DA	3046	1/1	0.97	0.08	28,28,28,28	0
60	MG	BA	3083	1/1	0.97	0.30	1,1,1,1	0
60	MG	BA	3055	1/1	0.97	0.21	1,1,1,1	0
60	MG	BU	201	1/1	0.97	0.43	23,23,23,23	0
60	MG	BA	3005	1/1	0.97	0.43	1,1,1,1	0
60	MG	BA	3087	1/1	0.97	0.09	6,6,6,6	0
60	MG	BA	3027	1/1	0.97	0.28	1,1,1,1	0

Continued on next page...

Continued from previous page...

Mol	Type	Chain	Res	Atoms	RSCC	RSR	B-factors(\AA^2)	Q<0.9
60	MG	BA	3123	1/1	0.97	0.14	6,6,6,6	0
60	MG	BA	3202	1/1	0.97	0.22	1,1,1,1	0
60	MG	DA	3230	1/1	0.97	0.05	17,17,17,17	0
60	MG	BA	3029	1/1	0.97	0.26	36,36,36,36	0
60	MG	BA	3090	1/1	0.97	0.05	13,13,13,13	0
60	MG	AA	1618	1/1	0.97	0.40	22,22,22,22	0
60	MG	BA	3206	1/1	0.97	0.33	6,6,6,6	0
60	MG	AA	1666	1/1	0.97	0.09	9,9,9,9	0
60	MG	AA	1611	1/1	0.97	0.13	33,33,33,33	0
60	MG	BA	3256	1/1	0.97	0.15	23,23,23,23	0
60	MG	AA	1669	1/1	0.97	0.18	35,35,35,35	0
60	MG	DA	3121	1/1	0.97	0.59	34,34,34,34	0
60	MG	CA	1661	1/1	0.97	0.21	9,9,9,9	0
60	MG	BA	3259	1/1	0.97	0.20	16,16,16,16	0
60	MG	BA	3012	1/1	0.97	0.27	1,1,1,1	0
60	MG	AA	1634	1/1	0.97	0.13	1,1,1,1	0
60	MG	BA	3262	1/1	0.97	0.17	3,3,3,3	0
60	MG	BA	3212	1/1	0.97	0.28	11,11,11,11	0
60	MG	BA	3134	1/1	0.97	0.36	12,12,12,12	0
60	MG	DA	3187	1/1	0.97	0.09	27,27,27,27	0
60	MG	AX	107	1/1	0.97	0.12	8,8,8,8	0
60	MG	BA	3137	1/1	0.97	0.37	1,1,1,1	0
60	MG	BA	3100	1/1	0.97	0.11	10,10,10,10	0
60	MG	DA	3132	1/1	0.97	0.26	6,6,6,6	0
60	MG	BA	3176	1/1	0.97	0.37	1,1,1,1	0
60	MG	BA	3317	1/1	0.97	0.15	22,22,22,22	0
61	ZN	B9	101	1/1	0.97	0.07	44,44,44,44	0
60	MG	BA	3017	1/1	0.97	0.32	1,1,1,1	0
60	MG	BA	3178	1/1	0.97	0.22	1,1,1,1	0
60	MG	AA	1656	1/1	0.97	0.25	10,10,10,10	0
60	MG	BA	3069	1/1	0.97	0.18	1,1,1,1	0
60	MG	AA	1675	1/1	0.98	0.25	4,4,4,4	0
60	MG	BA	3009	1/1	0.98	0.35	1,1,1,1	0
60	MG	AA	1706	1/1	0.98	0.14	28,28,28,28	0
60	MG	BA	3028	1/1	0.98	0.14	1,1,1,1	0
60	MG	BA	3011	1/1	0.98	0.16	1,1,1,1	0
60	MG	BA	3030	1/1	0.98	0.38	7,7,7,7	0
60	MG	AA	1650	1/1	0.98	0.15	15,15,15,15	0
60	MG	BA	3239	1/1	0.98	0.22	2,2,2,2	0
60	MG	BA	3278	1/1	0.98	0.10	15,15,15,15	0
60	MG	AA	1628	1/1	0.98	0.17	10,10,10,10	0
60	MG	DA	3055	1/1	0.98	0.23	17,17,17,17	0

Continued on next page...

Continued from previous page...

Mol	Type	Chain	Res	Atoms	RSCC	RSR	B-factors(\AA^2)	Q<0.9
60	MG	BA	3014	1/1	0.98	0.49	1,1,1,1	0
60	MG	DA	3099	1/1	0.98	0.24	14,14,14,14	0
60	MG	AA	1693	1/1	0.98	0.14	31,31,31,31	0
60	MG	BA	3086	1/1	0.98	0.14	4,4,4,4	0
60	MG	BA	3116	1/1	0.98	0.11	26,26,26,26	0
60	MG	BA	3016	1/1	0.98	0.30	1,1,1,1	0
60	MG	AA	1668	1/1	0.98	0.13	24,24,24,24	0
60	MG	BA	3322	1/1	0.98	0.30	10,10,10,10	0
60	MG	BA	3247	1/1	0.98	0.17	35,35,35,35	0
60	MG	BA	3151	1/1	0.98	0.17	22,22,22,22	0
60	MG	BA	3018	1/1	0.98	0.23	1,1,1,1	0
60	MG	BA	3326	1/1	0.98	0.13	21,21,21,21	0
60	MG	BA	3327	1/1	0.98	0.31	17,17,17,17	0
60	MG	BA	3038	1/1	0.98	0.25	1,1,1,1	0
60	MG	BA	3091	1/1	0.98	0.31	1,1,1,1	0
60	MG	BA	3039	1/1	0.98	0.22	1,1,1,1	0
60	MG	BA	3040	1/1	0.98	0.20	1,1,1,1	0
60	MG	BA	3220	1/1	0.98	0.16	1,1,1,1	0
60	MG	AA	1609	1/1	0.98	0.22	1,1,1,1	0
60	MG	BA	3004	1/1	0.98	0.23	8,8,8,8	0
60	MG	AA	1703	1/1	0.98	0.24	35,35,35,35	0
60	MG	BA	3070	1/1	0.98	0.51	1,1,1,1	0
60	MG	AA	1696	1/1	0.98	0.46	20,20,20,20	0
60	MG	CA	1663	1/1	0.98	0.12	31,31,31,31	0
60	MG	BA	3046	1/1	0.98	0.24	10,10,10,10	0
60	MG	BA	3073	1/1	0.98	0.30	1,1,1,1	0
60	MG	BA	3023	1/1	0.98	0.08	1,1,1,1	0
60	MG	BA	3132	1/1	0.98	0.31	1,1,1,1	0
60	MG	BA	3133	1/1	0.98	0.35	1,1,1,1	0
60	MG	CA	1628	1/1	0.98	0.10	12,12,12,12	0
60	MG	BA	3268	1/1	0.98	0.20	1,1,1,1	0
60	MG	AA	1714	1/1	0.98	0.18	6,6,6,6	0
60	MG	BA	3135	1/1	0.99	0.13	20,20,20,20	0
60	MG	BA	3065	1/1	0.99	0.16	2,2,2,2	0
60	MG	AA	1615	1/1	0.99	0.27	18,18,18,18	0
60	MG	BR	201	1/1	0.99	0.06	1,1,1,1	0
60	MG	AA	1674	1/1	0.99	0.14	32,32,32,32	0
60	MG	AA	1602	1/1	0.99	0.05	1,1,1,1	0
60	MG	AA	1655	1/1	0.99	0.25	2,2,2,2	0
60	MG	BA	3045	1/1	0.99	0.24	2,2,2,2	0
60	MG	BA	3108	1/1	0.99	0.41	2,2,2,2	0
60	MG	AA	1606	1/1	0.99	0.29	1,1,1,1	0

Continued on next page...

Continued from previous page...

Mol	Type	Chain	Res	Atoms	RSCC	RSR	B-factors(\AA^2)	Q<0.9
60	MG	BA	3252	1/1	0.99	0.06	4,4,4,4	0
60	MG	BA	3099	1/1	0.99	0.19	8,8,8,8	0
60	MG	BA	3254	1/1	0.99	0.06	72,72,72,72	0
60	MG	AA	1624	1/1	0.99	0.35	1,1,1,1	0
60	MG	BA	3048	1/1	0.99	0.19	1,1,1,1	0
60	MG	BA	3257	1/1	0.99	0.06	22,22,22,22	0
60	MG	BA	3199	1/1	0.99	0.19	1,1,1,1	0
60	MG	BA	3147	1/1	0.99	0.12	8,8,8,8	0

6.5 Other polymers [i](#)

There are no such residues in this entry.