



Full wwPDB EM Validation Report ⓘ

Nov 19, 2022 – 05:20 PM EST

PDB ID : 4V73
EMDB ID : EMD-2473
Title : E. coli 70S-fMetVal-tRNAVal-tRNAfMet complex in hybrid pre-translocation state (pre5a)
Authors : Blau, C.; Bock, L.V.; Schroder, G.F.; Davydov, I.; Fischer, N.; Stark, H.; Rodnina, M.V.; Vaiana, A.C.; Grubmuller, H.
Deposited on : 2013-10-14
Resolution : 15.00 Å (reported)
Based on initial models : 2WRI, 2HGP, 2K4C, 3I1O

This is a Full wwPDB EM Validation Report for a publicly released PDB entry.

We welcome your comments at validation@mail.wwpdb.org

A user guide is available at

<https://www.wwpdb.org/validation/2017/EMValidationReportHelp>

with specific help available everywhere you see the ⓘ symbol.

The types of validation reports are described at

<http://www.wwpdb.org/validation/2017/FAQs#types>.

The following versions of software and data (see [references ⓘ](#)) were used in the production of this report:

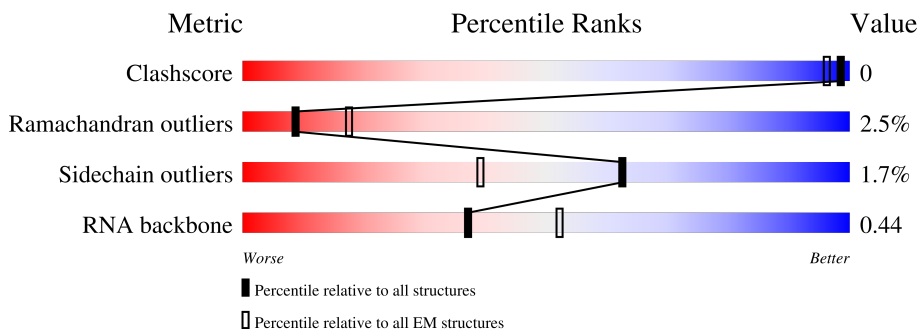
EMDB validation analysis : 0.0.1.dev43
Mogul : 1.8.5 (274361), CSD as541be (2020)
MolProbity : 4.02b-467
Percentile statistics : 20191225.v01 (using entries in the PDB archive December 25th 2019)
MapQ : 1.9.9
Ideal geometry (proteins) : Engh & Huber (2001)
Ideal geometry (DNA, RNA) : Parkinson et al. (1996)
Validation Pipeline (wwPDB-VP) : 2.31.3

1 Overall quality at a glance i

The following experimental techniques were used to determine the structure:
ELECTRON MICROSCOPY

The reported resolution of this entry is 15.00 Å.

Percentile scores (ranging between 0-100) for global validation metrics of the entry are shown in the following graphic. The table shows the number of entries on which the scores are based.



Metric	Whole archive (#Entries)	EM structures (#Entries)
Clashscore	158937	4297
Ramachandran outliers	154571	4023
Sidechain outliers	154315	3826
RNA backbone	4643	859

The table below summarises the geometric issues observed across the polymeric chains and their fit to the map. The red, orange, yellow and green segments of the bar indicate the fraction of residues that contain outliers for ≥ 3 , 2, 1 and 0 types of geometric quality criteria respectively. A grey segment represents the fraction of residues that are not modelled. The numeric value for each fraction is indicated below the corresponding segment, with a dot representing fractions $\leq 5\%$. The upper red bar (where present) indicates the fraction of residues that have poor fit to the EM map (all-atom inclusion $< 40\%$). The numeric value is given above the bar.

Mol	Chain	Length	Quality of chain
1	AB	220	42% (Poor fit) 93% (0 outliers) 7% (1 outlier)
2	AC	208	41% (Poor fit) 90% (0 outliers) 10% (1 outlier)
3	AD	206	43% (Poor fit) 89% (0 outliers) 10% (1 outlier)
4	AE	152	29% (Poor fit) 92% (0 outliers) 8% (1 outlier)
5	AF	101	32% (Poor fit) 84% (0 outliers) 14% (1 outlier)
6	AG	152	27% (Poor fit) 90% (0 outliers) 9% (1 outlier)
7	AH	130	37% (Poor fit) 92% (0 outliers) 8% (1 outlier)

Continued on next page...

Continued from previous page...

Mol	Chain	Length	Quality of chain
8	AI	128	23% 86% 13%
9	AJ	100	32% 86% 13%
10	AK	118	40% 92% 8%
11	AL	124	38% 82% 16%
12	AM	115	30% 85% 14%
13	AN	101	30% 84% 13%
14	AO	89	35% 83% 16%
15	AP	81	43% 86% 14%
16	AQ	82	39% 91% 6%
17	AR	57	33% 86% 14%
18	AS	81	12% 88% 12%
19	AT	86	19% 97% .
20	AU	53	53% 72% 26%
21	AA	1533	8% 27% 48% 22%
22	A1	76	12% 25% 50% 24%
23	A2	15	47% 27% 27% 47%
24	A3	77	21% 27% 55% 14%
25	BC	273	48% 87% 12%
26	BD	209	48% 90% 10%
27	BE	201	35% 94% 5%
28	BF	179	26% 90% 9%
29	BG	177	37% 91% 8%
30	BH	149	77% 93% 6%
31	BI	142	99% 94% 5%
32	BJ	142	39% 92% 8%

Continued on next page...

Continued from previous page...

Mol	Chain	Length	Quality of chain
33	BK	123	46% 89% 11%
34	BL	144	44% 85% 14%
35	BM	136	49% 90% 8%
36	BN	121	39% 83% 17%
37	BO	117	21% 91% 9%
38	BP	115	48% 83% 15%
39	BQ	118	38% 86% 12%
40	BR	103	36% 89% 11%
41	BS	110	54% 90% 9%
42	BT	94	28% 88% 11%
43	BU	104	36% 88% 11%
44	BV	94	32% 91% 9%
45	BW	80	34% 82% 18%
46	BX	79	41% 85% 13%
47	BY	63	32% 89% 10%
48	BZ	59	47% 88% 8%
49	B0	57	33% 86% 12%
50	B1	52	35% 88% 12%
51	B2	46	46% 78% 22%
52	B3	65	69% 88% 11%
53	B4	38	18% 87% 13%
54	BA	2903	11% 22% 51% 23%
55	BB	118	19% 25% 53% 21%
56	B5	234	38% 91% 5% 5%

2 Entry composition

There are 58 unique types of molecules in this entry. The entry contains 147653 atoms, of which 0 are hydrogens and 0 are deuteriums.

In the tables below, the AltConf column contains the number of residues with at least one atom in alternate conformation and the Trace column contains the number of residues modelled with at most 2 atoms.

- Molecule 1 is a protein called 30S ribosomal protein S2.

Mol	Chain	Residues	Atoms					AltConf	Trace
			Total	C	N	O	S		
1	AB	220	1708	1083	306	312	7	0	1

There are 2 discrepancies between the modelled and reference sequences:

Chain	Residue	Modelled	Actual	Comment	Reference
AB	7	ACE	-	acetylation	UNP P0A7V0
AB	226	NH2	-	amidation	UNP P0A7V0

- Molecule 2 is a protein called 30S ribosomal protein S3.

Mol	Chain	Residues	Atoms					AltConf	Trace
			Total	C	N	O	S		
2	AC	207	1625	1028	306	288	3	0	1

There is a discrepancy between the modelled and reference sequences:

Chain	Residue	Modelled	Actual	Comment	Reference
AC	207	NH2	-	amidation	UNP P0A7V3

- Molecule 3 is a protein called 30S ribosomal protein S4.

Mol	Chain	Residues	Atoms					AltConf	Trace
			Total	C	N	O	S		
3	AD	205	1643	1026	315	298	4	0	0

- Molecule 4 is a protein called 30S ribosomal protein S5.

Mol	Chain	Residues	Atoms					AltConf	Trace
			Total	C	N	O	S		
4	AE	152	1109	689	212	202	6	0	1

There are 2 discrepancies between the modelled and reference sequences:

Chain	Residue	Modelled	Actual	Comment	Reference
AE	8	ACE	-	acetylation	UNP P0A7W1
AE	159	NH2	-	amidation	UNP P0A7W1

- Molecule 5 is a protein called 30S ribosomal protein S6.

Mol	Chain	Residues	Atoms					AltConf	Trace
			Total	C	N	O	S		
5	AF	101	818	515	149	148	6	0	1

There is a discrepancy between the modelled and reference sequences:

Chain	Residue	Modelled	Actual	Comment	Reference
AF	101	NH2	-	amidation	UNP P02358

- Molecule 6 is a protein called 30S ribosomal protein S7.

Mol	Chain	Residues	Atoms					AltConf	Trace
			Total	C	N	O	S		
6	AG	152	1178	732	227	215	4	0	1

There are 2 discrepancies between the modelled and reference sequences:

Chain	Residue	Modelled	Actual	Comment	Reference
AG	1	ACE	-	acetylation	UNP P02359
AG	152	NH2	-	amidation	UNP P02359

- Molecule 7 is a protein called 30S ribosomal protein S8.

Mol	Chain	Residues	Atoms					AltConf	Trace
			Total	C	N	O	S		
7	AH	129	979	616	173	184	6	0	0

- Molecule 8 is a protein called 30S ribosomal protein S9.

Mol	Chain	Residues	Atoms					AltConf	Trace
			Total	C	N	O	S		
8	AI	128	1025	636	206	180	3	0	0

There is a discrepancy between the modelled and reference sequences:

Chain	Residue	Modelled	Actual	Comment	Reference
AI	2	ACE	-	acetylation	UNP P0A7X3

- Molecule 9 is a protein called 30S ribosomal protein S10.

Mol	Chain	Residues	Atoms					AltConf	Trace
			Total	C	N	O	S		
9	AJ	100	790	495	151	143	1	0	1

There are 2 discrepancies between the modelled and reference sequences:

Chain	Residue	Modelled	Actual	Comment	Reference
AJ	4	ACE	-	acetylation	UNP P0A7R5
AJ	103	NH2	-	amidation	UNP P0A7R5

- Molecule 10 is a protein called 30S ribosomal protein S11.

Mol	Chain	Residues	Atoms					AltConf	Trace
			Total	C	N	O	S		
10	AK	118	880	542	174	161	3	0	0

There is a discrepancy between the modelled and reference sequences:

Chain	Residue	Modelled	Actual	Comment	Reference
AK	11	ACE	-	acetylation	UNP P0A7R9

- Molecule 11 is a protein called 30S ribosomal protein S12.

Mol	Chain	Residues	Atoms					AltConf	Trace
			Total	C	N	O	S		
11	AL	123	955	590	196	165	4	0	0

- Molecule 12 is a protein called 30S ribosomal protein S13.

Mol	Chain	Residues	Atoms					AltConf	Trace
			Total	C	N	O	S		
12	AM	114	877	541	178	155	3	0	1

There is a discrepancy between the modelled and reference sequences:

Chain	Residue	Modelled	Actual	Comment	Reference
AM	114	NH2	-	amidation	UNP P0A7S9

- Molecule 13 is a protein called 30S ribosomal protein S14.

Mol	Chain	Residues	Atoms					AltConf	Trace
			Total	C	N	O	S		
13	AN	100	805	499	164	139	3	0	0

- Molecule 14 is a protein called 30S ribosomal protein S15.

Mol	Chain	Residues	Atoms					AltConf	Trace
			Total	C	N	O	S		
14	AO	88	714	439	144	130	1	0	0

- Molecule 15 is a protein called 30S ribosomal protein S16.

Mol	Chain	Residues	Atoms					AltConf	Trace
			Total	C	N	O	S		
15	AP	81	639	400	127	111	1	0	1

There is a discrepancy between the modelled and reference sequences:

Chain	Residue	Modelled	Actual	Comment	Reference
AP	81	NH2	-	amidation	UNP P0A7T3

- Molecule 16 is a protein called 30S ribosomal protein S17.

Mol	Chain	Residues	Atoms					AltConf	Trace
			Total	C	N	O	S		
16	AQ	82	652	413	122	114	3	0	1

There are 2 discrepancies between the modelled and reference sequences:

Chain	Residue	Modelled	Actual	Comment	Reference
AQ	2	ACE	-	acetylation	UNP P0AG63
AQ	83	NH2	-	amidation	UNP P0AG63

- Molecule 17 is a protein called 30S ribosomal protein S18.

Mol	Chain	Residues	Atoms				AltConf	Trace
			Total	C	N	O		
17	AR	57	459	290	87	82	0	1

There are 2 discrepancies between the modelled and reference sequences:

Chain	Residue	Modelled	Actual	Comment	Reference
AR	18	ACE	-	acetylation	UNP P0A7T7

Continued on next page...

Continued from previous page...

Chain	Residue	Modelled	Actual	Comment	Reference
AR	74	NH2	-	amidation	UNP P0A7T7

- Molecule 18 is a protein called 30S ribosomal protein S19.

Mol	Chain	Residues	Atoms					AltConf	Trace
			Total	C	N	O	S		
18	AS	81	641	410	121	108	2	0	1

There are 2 discrepancies between the modelled and reference sequences:

Chain	Residue	Modelled	Actual	Comment	Reference
AS	1	ACE	-	acetylation	UNP P0A7U3
AS	81	NH2	-	amidation	UNP P0A7U3

- Molecule 19 is a protein called 30S ribosomal protein S20.

Mol	Chain	Residues	Atoms					AltConf	Trace
			Total	C	N	O	S		
19	AT	86	668	413	137	115	3	0	0

There is a discrepancy between the modelled and reference sequences:

Chain	Residue	Modelled	Actual	Comment	Reference
AT	1	ACE	-	acetylation	UNP P0A7U7

- Molecule 20 is a protein called 30S ribosomal protein S21.

Mol	Chain	Residues	Atoms					AltConf	Trace
			Total	C	N	O	S		
20	AU	53	429	267	87	74	1	0	1

There are 2 discrepancies between the modelled and reference sequences:

Chain	Residue	Modelled	Actual	Comment	Reference
AU	2	ACE	-	acetylation	UNP P68679
AU	54	NH2	-	amidation	UNP P68679

- Molecule 21 is a RNA chain called 16S ribosomal RNA.

Mol	Chain	Residues	Atoms					AltConf	Trace
			Total	C	N	O	P		
21	AA	1530	32828	14642	6024	10633	1529	0	0

- Molecule 22 is a RNA chain called fMet-Val-tRNA-Val.

Mol	Chain	Residues	Atoms						AltConf	Trace
			Total	C	N	O	P	S		
22	A1	76	1627	728	292	531	75	1	0	0

- Molecule 23 is a RNA chain called 5'-R(*AP*CP*UP*AP*UP*GP*GP*UP*UP*UP*UP*UP*P*AP*UP*U)-3'.

Mol	Chain	Residues	Atoms					AltConf	Trace
			Total	C	N	O	P		
23	A2	15	309	140	46	109	14	0	0

- Molecule 24 is a RNA chain called tRNA-fMet.

Mol	Chain	Residues	Atoms						AltConf	Trace
			Total	C	N	O	P	S		
24	A3	77	1642	734	297	534	76	1	0	0

- Molecule 25 is a protein called 50S ribosomal protein L2.

Mol	Chain	Residues	Atoms					AltConf	Trace
			Total	C	N	O	S		
25	BC	272	2083	1288	424	364	7	0	1

There is a discrepancy between the modelled and reference sequences:

Chain	Residue	Modelled	Actual	Comment	Reference
BC	272	NH2	-	amidation	UNP P60422

- Molecule 26 is a protein called 50S ribosomal protein L3.

Mol	Chain	Residues	Atoms					AltConf	Trace
			Total	C	N	O	S		
26	BD	209	1565	979	288	294	4	0	0

- Molecule 27 is a protein called 50S ribosomal protein L4.

Mol	Chain	Residues	Atoms					AltConf	Trace
			Total	C	N	O	S		
27	BE	201	1552	974	283	290	5	0	0

- Molecule 28 is a protein called 50S ribosomal protein L5.

Mol	Chain	Residues	Atoms					AltConf	Trace
			Total	C	N	O	S		
28	BF	178	1420	905	251	258	6	0	0

- Molecule 29 is a protein called 50S ribosomal protein L6.

Mol	Chain	Residues	Atoms					AltConf	Trace
			Total	C	N	O	S		
29	BG	176	1323	832	243	246	2	0	0

- Molecule 30 is a protein called 50S ribosomal protein L9.

Mol	Chain	Residues	Atoms					AltConf	Trace
			Total	C	N	O	S		
30	BH	149	1111	699	197	214	1	0	0

- Molecule 31 is a protein called 50S ribosomal protein L11.

Mol	Chain	Residues	Atoms					AltConf	Trace
			Total	C	N	O	S		
31	BI	141	1032	651	179	196	6	0	0

- Molecule 32 is a protein called 50S ribosomal protein L13.

Mol	Chain	Residues	Atoms					AltConf	Trace
			Total	C	N	O	S		
32	BJ	142	1129	714	212	199	4	0	0

- Molecule 33 is a protein called 50S ribosomal protein L14.

Mol	Chain	Residues	Atoms					AltConf	Trace
			Total	C	N	O	S		
33	BK	123	939	587	181	165	6	0	1

There is a discrepancy between the modelled and reference sequences:

Chain	Residue	Modelled	Actual	Comment	Reference
BK	123	NH2	-	amidation	UNP P0ADY3

- Molecule 34 is a protein called 50S ribosomal protein L15.

Mol	Chain	Residues	Atoms					AltConf	Trace
			Total	C	N	O	S		
34	BL	143	1045	649	206	189	1	0	0

- Molecule 35 is a protein called 50S ribosomal protein L16.

Mol	Chain	Residues	Atoms					AltConf	Trace
			Total	C	N	O	S		
35	BM	136	1074	686	205	177	6	0	0

- Molecule 36 is a protein called 50S ribosomal protein L17.

Mol	Chain	Residues	Atoms					AltConf	Trace
			Total	C	N	O	S		
36	BN	121	961	593	197	166	5	0	1

There is a discrepancy between the modelled and reference sequences:

Chain	Residue	Modelled	Actual	Comment	Reference
BN	121	NH2	-	amidation	UNP P0AG44

- Molecule 37 is a protein called 50S ribosomal protein L18.

Mol	Chain	Residues	Atoms				AltConf	Trace
			Total	C	N	O		
37	BO	116	892	552	178	162	0	0

- Molecule 38 is a protein called 50S ribosomal protein L19.

Mol	Chain	Residues	Atoms					AltConf	Trace
			Total	C	N	O	S		
38	BP	114	917	574	179	163	1	0	0

- Molecule 39 is a protein called 50S ribosomal protein L20.

Mol	Chain	Residues	Atoms				AltConf	Trace
			Total	C	N	O		
39	BQ	117	947	604	192	151	0	0

- Molecule 40 is a protein called 50S ribosomal protein L21.

Mol	Chain	Residues	Atoms					AltConf	Trace
			Total	C	N	O	S		
40	BR	103	816	516	153	145	2	0	0

- Molecule 41 is a protein called 50S ribosomal protein L22.

Mol	Chain	Residues	Atoms					AltConf	Trace
			Total	C	N	O	S		
41	BS	110	857	532	166	156	3	0	0

- Molecule 42 is a protein called 50S ribosomal protein L23.

Mol	Chain	Residues	Atoms					AltConf	Trace
			Total	C	N	O	S		
42	BT	94	739	466	140	131	2	0	1

There is a discrepancy between the modelled and reference sequences:

Chain	Residue	Modelled	Actual	Comment	Reference
BT	94	NH2	-	amidation	UNP P0ADZ0

- Molecule 43 is a protein called 50S ribosomal protein L24.

Mol	Chain	Residues	Atoms				AltConf	Trace
			Total	C	N	O		
43	BU	103	780	492	147	141	0	1

There is a discrepancy between the modelled and reference sequences:

Chain	Residue	Modelled	Actual	Comment	Reference
BU	103	NH2	-	amidation	UNP P60624

- Molecule 44 is a protein called 50S ribosomal protein L25.

Mol	Chain	Residues	Atoms					AltConf	Trace
			Total	C	N	O	S		
44	BV	94	753	479	137	134	3	0	0

- Molecule 45 is a protein called 50S ribosomal protein L27.

Mol	Chain	Residues	Atoms					AltConf	Trace
			Total	C	N	O	S		
45	BW	80	599	369	120	109	1	0	0

There is a discrepancy between the modelled and reference sequences:

Chain	Residue	Modelled	Actual	Comment	Reference
BW	5	ACE	-	acetylation	UNP P0A7L8

- Molecule 46 is a protein called 50S ribosomal protein L28.

Mol	Chain	Residues	Atoms					AltConf	Trace
			Total	C	N	O	S		
46	BX	77	625	388	129	106	2	0	0

There is a discrepancy between the modelled and reference sequences:

Chain	Residue	Modelled	Actual	Comment	Reference
BX	-1	ACE	-	acetylation	UNP P0A7M2

- Molecule 47 is a protein called 50S ribosomal protein L29.

Mol	Chain	Residues	Atoms					AltConf	Trace
			Total	C	N	O	S		
47	BY	63	509	313	99	95	2	0	0

- Molecule 48 is a protein called 50S ribosomal protein L30.

Mol	Chain	Residues	Atoms					AltConf	Trace
			Total	C	N	O	S		
48	BZ	58	449	281	87	79	2	0	0

- Molecule 49 is a protein called 50S ribosomal protein L32.

Mol	Chain	Residues	Atoms					AltConf	Trace
			Total	C	N	O	S		
49	B0	56	444	269	94	80	1	0	0

- Molecule 50 is a protein called 50S ribosomal protein L33.

Mol	Chain	Residues	Atoms				AltConf	Trace
			Total	C	N	O		
50	B1	52	413	265	76	72	0	1

There are 2 discrepancies between the modelled and reference sequences:

Chain	Residue	Modelled	Actual	Comment	Reference
B1	2	ACE	-	acetylation	UNP P0A7N9
B1	53	NH2	-	amidation	UNP P0A7N9

- Molecule 51 is a protein called 50S ribosomal protein L34.

Mol	Chain	Residues	Atoms					AltConf	Trace
51	B2	46	Total	C	N	O	S	0	0
			377	228	90	57	2		

- Molecule 52 is a protein called 50S ribosomal protein L35.

Mol	Chain	Residues	Atoms					AltConf	Trace
52	B3	64	Total	C	N	O	S	0	0
			504	323	105	74	2		

- Molecule 53 is a protein called 50S ribosomal protein L36.

Mol	Chain	Residues	Atoms					AltConf	Trace
53	B4	38	Total	C	N	O	S	0	0
			302	185	65	48	4		

- Molecule 54 is a RNA chain called 23S ribosomal RNA.

Mol	Chain	Residues	Atoms					AltConf	Trace
54	BA	2903	Total	C	N	O	P	0	0
			62317	27801	11467	20147	2902		

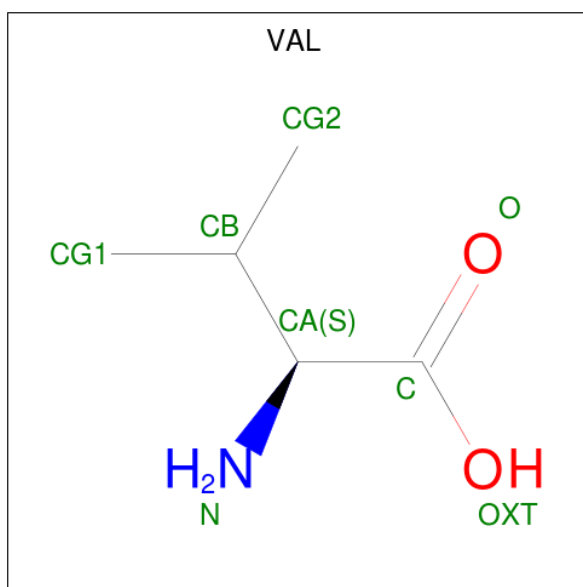
- Molecule 55 is a RNA chain called 5S ribosomal RNA.

Mol	Chain	Residues	Atoms					AltConf	Trace
55	BB	117	Total	C	N	O	P	0	0
			2504	1116	459	813	116		

- Molecule 56 is a protein called 50S ribosomal protein L1.

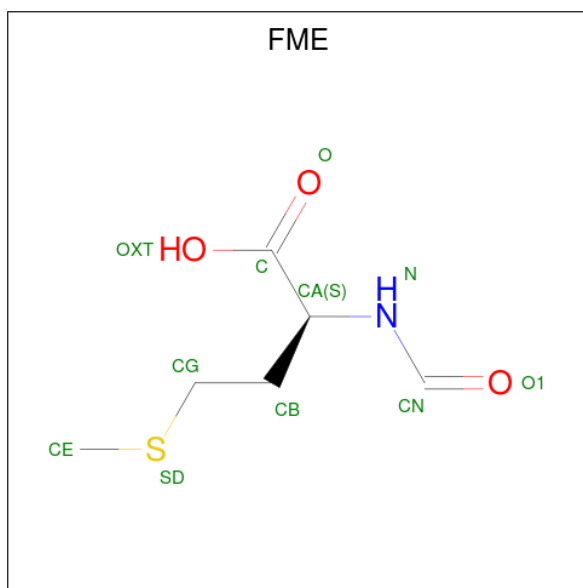
Mol	Chain	Residues	Atoms					AltConf	Trace
56	B5	223	Total	C	N	O	S	0	0
			1658	1038	302	312	6		

- Molecule 57 is VALINE (three-letter code: VAL) (formula: C₅H₁₁NO₂).



Mol	Chain	Residues	Atoms				AltConf
			Total	C	N	O	
57	A1	1	7	5	1	1	0

- Molecule 58 is N-FORMYLMETHIONINE (three-letter code: FME) (formula: C₆H₁₁NO₃S).

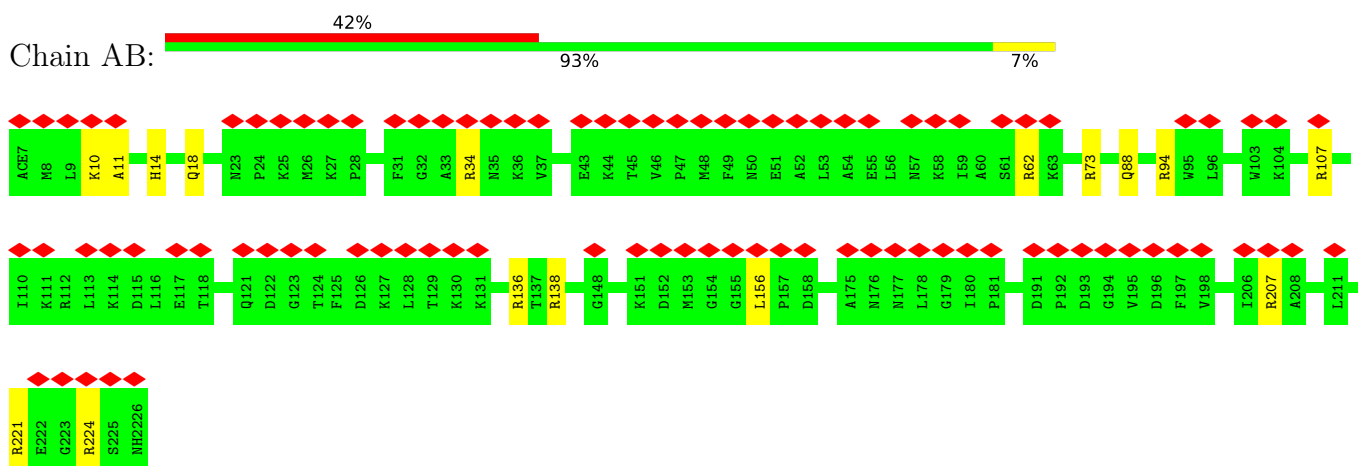


Mol	Chain	Residues	Atoms					AltConf
			Total	C	N	O	S	
58	BA	1	10	6	1	2	1	0

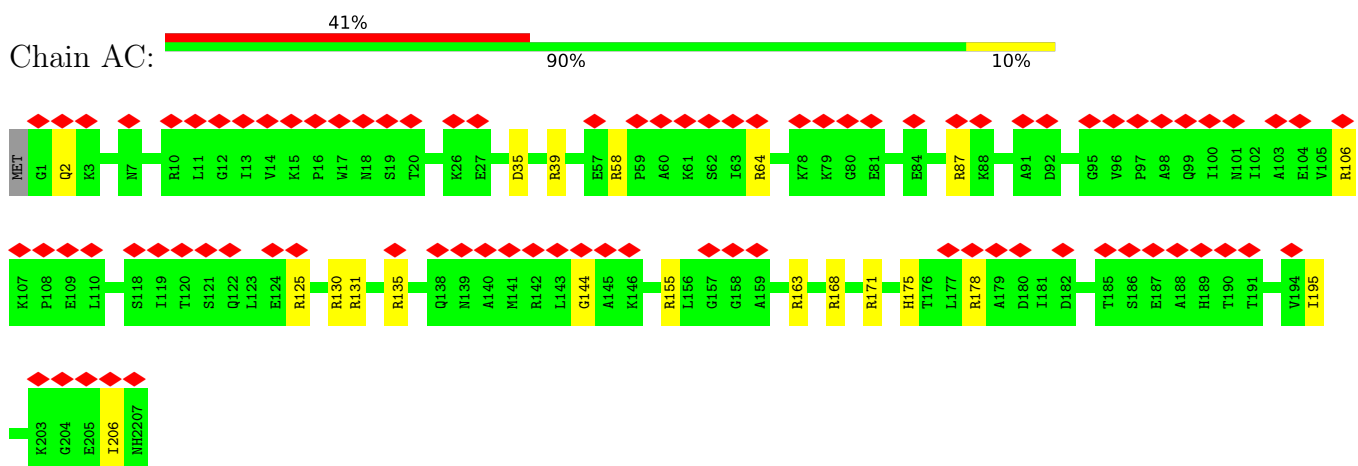
3 Residue-property plots

These plots are drawn for all protein, RNA, DNA and oligosaccharide chains in the entry. The first graphic for a chain summarises the proportions of the various outlier classes displayed in the second graphic. The second graphic shows the sequence view annotated by issues in geometry and atom inclusion in map density. Residues are color-coded according to the number of geometric quality criteria for which they contain at least one outlier: green = 0, yellow = 1, orange = 2 and red = 3 or more. A red diamond above a residue indicates a poor fit to the EM map for this residue (all-atom inclusion < 40%). Stretches of 2 or more consecutive residues without any outlier are shown as a green connector. Residues present in the sample, but not in the model, are shown in grey.

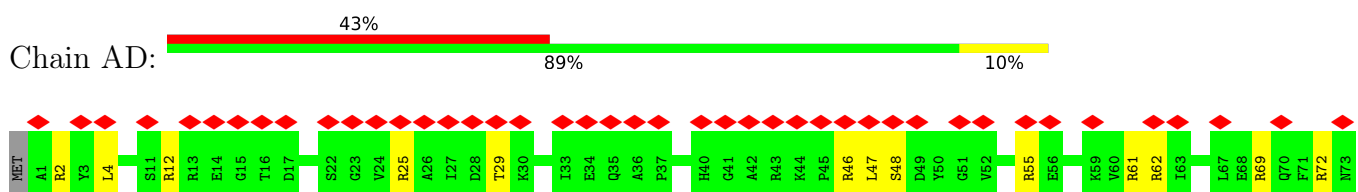
- Molecule 1: 30S ribosomal protein S2




- Molecule 2: 30S ribosomal protein S3

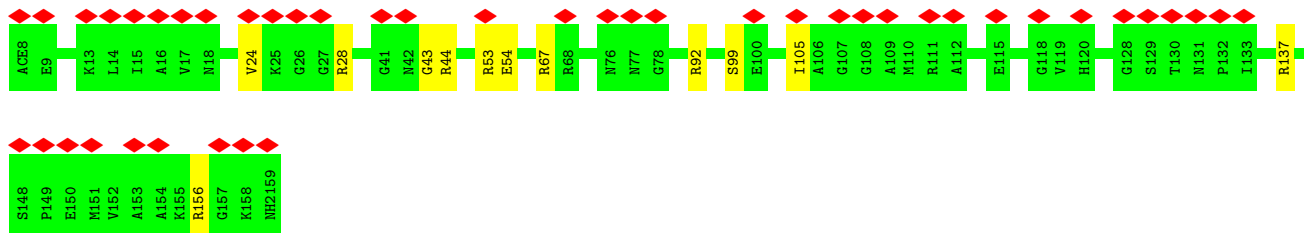
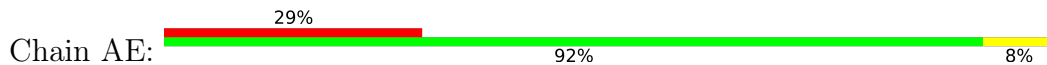


- Molecule 3: 30S ribosomal protein S4

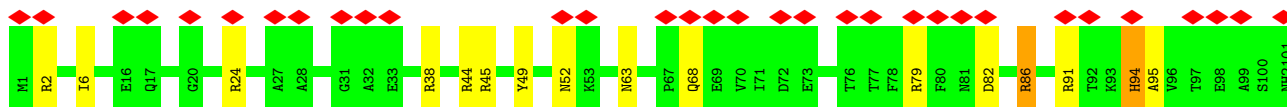
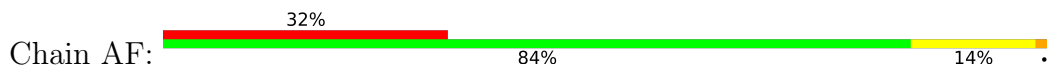




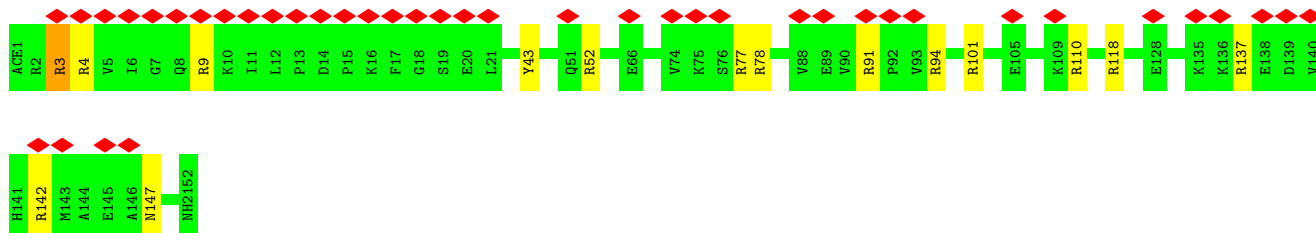
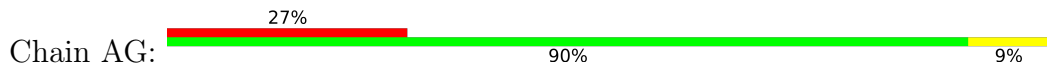
• Molecule 4: 30S ribosomal protein S5



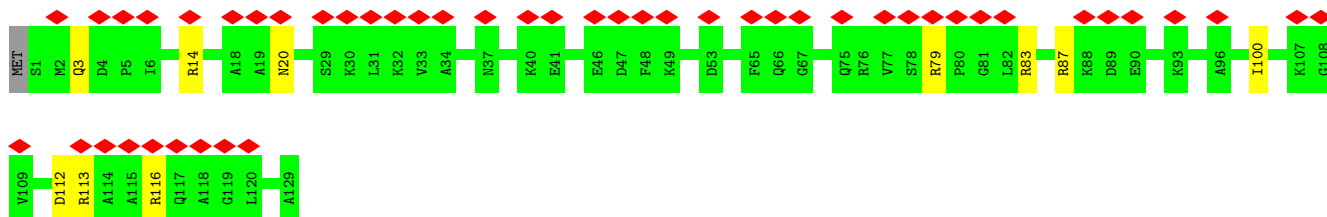
• Molecule 5: 30S ribosomal protein S6



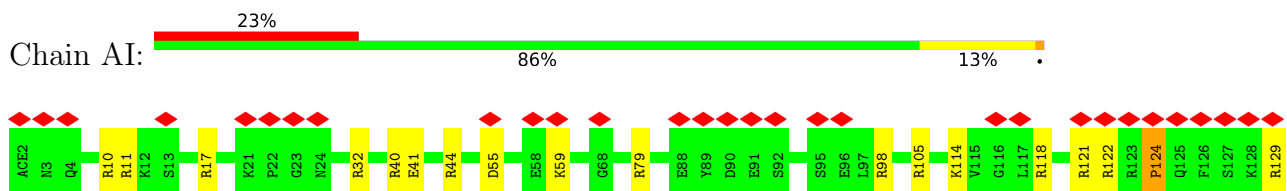
• Molecule 6: 30S ribosomal protein S7



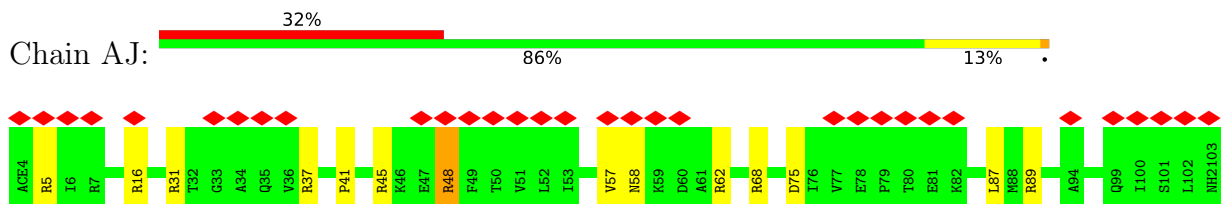
• Molecule 7: 30S ribosomal protein S8



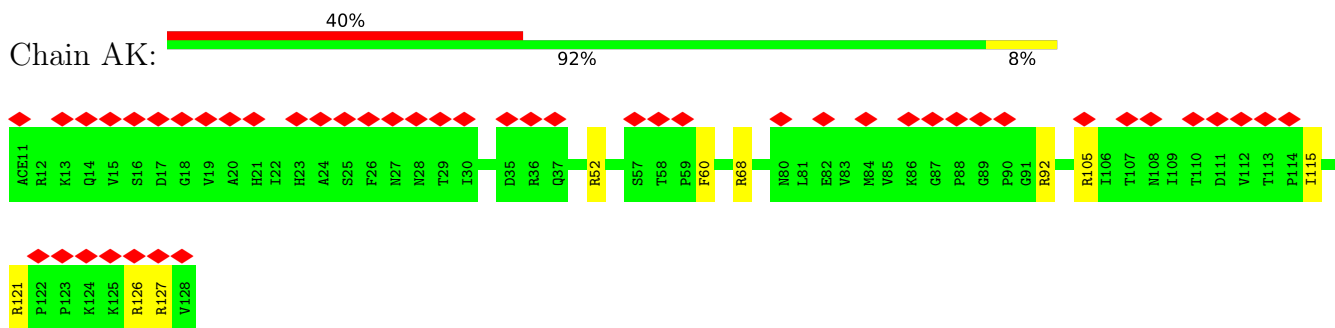
- Molecule 8: 30S ribosomal protein S9



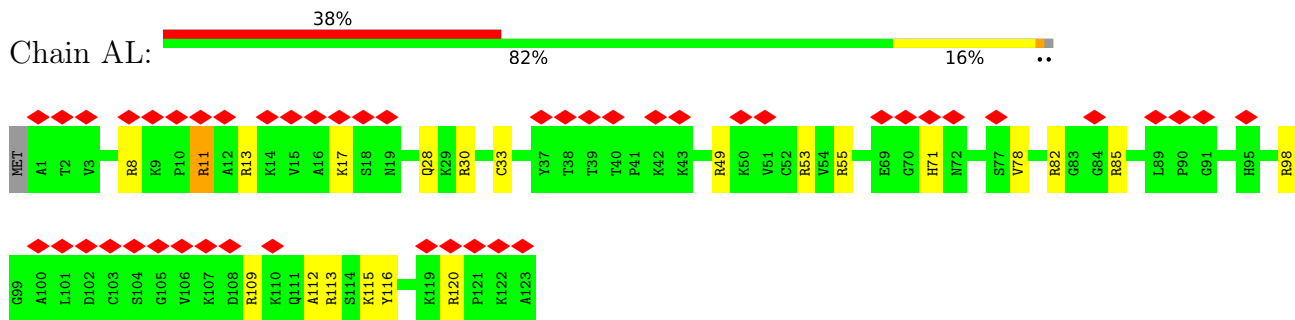
- Molecule 9: 30S ribosomal protein S10



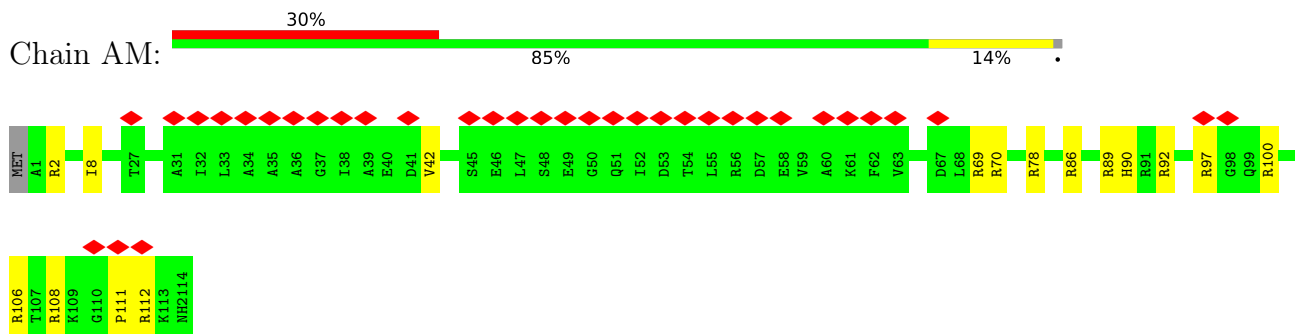
- Molecule 10: 30S ribosomal protein S11



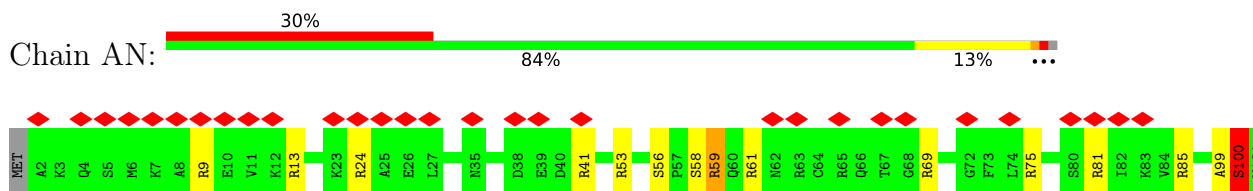
- Molecule 11: 30S ribosomal protein S12



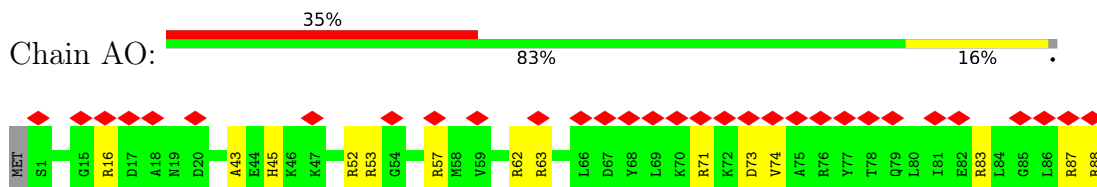
- Molecule 12: 30S ribosomal protein S13



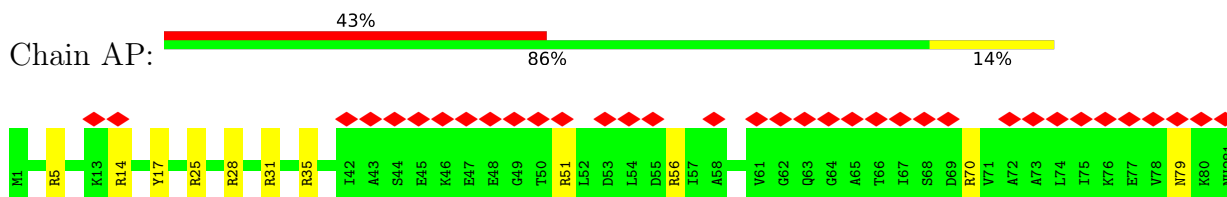
- Molecule 13: 30S ribosomal protein S14



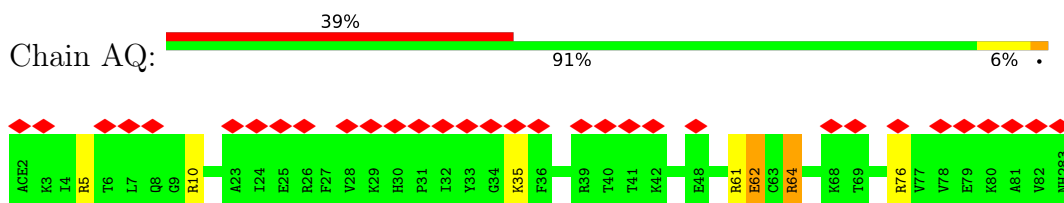
- Molecule 14: 30S ribosomal protein S15



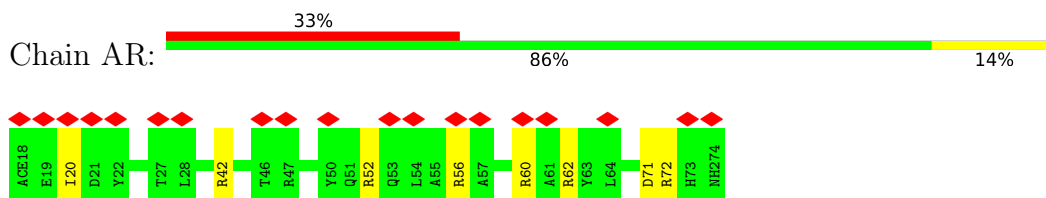
- Molecule 15: 30S ribosomal protein S16



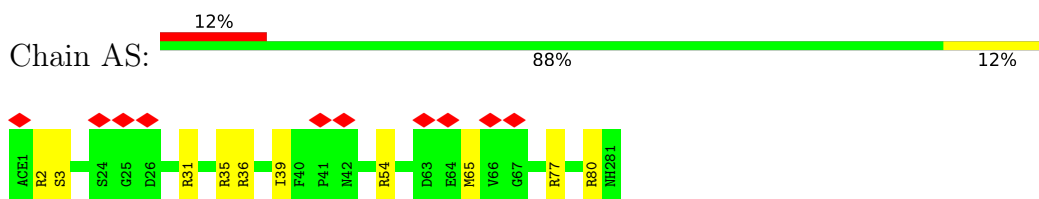
- Molecule 16: 30S ribosomal protein S17



- Molecule 17: 30S ribosomal protein S18

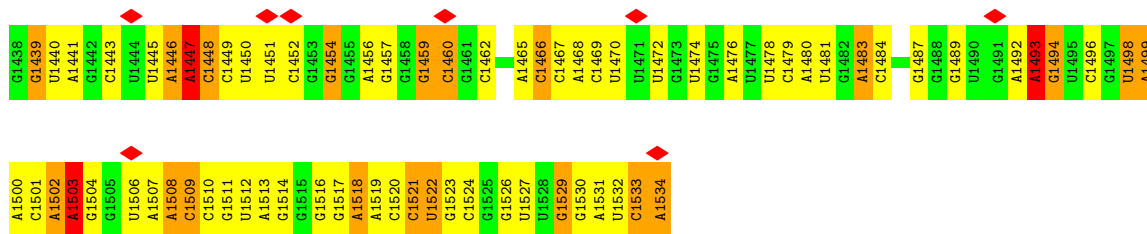


- Molecule 18: 30S ribosomal protein S19



- Molecule 19: 30S ribosomal protein S20

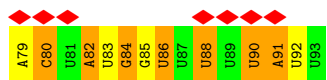
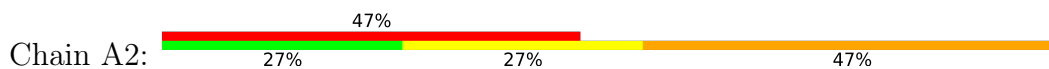




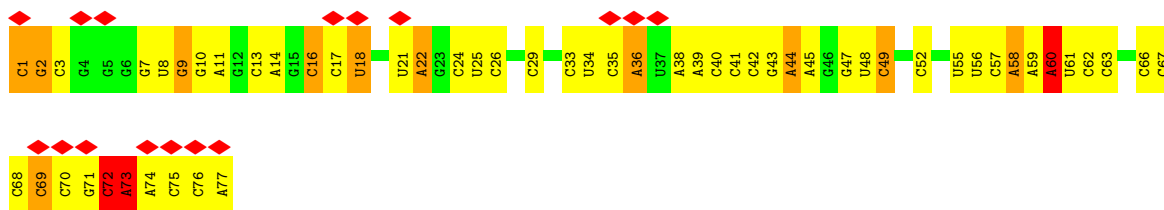
• Molecule 22: fMet-Val-tRNA-Val



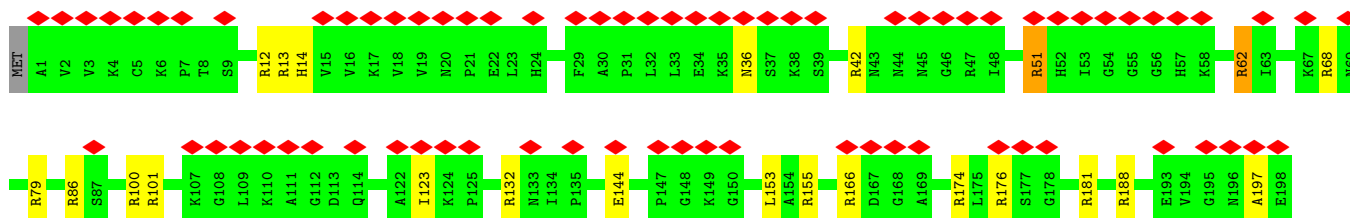
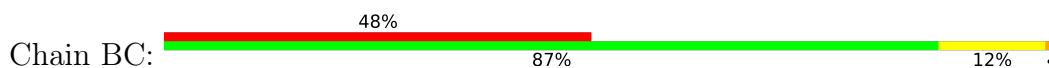
• Molecule 23: 5'-R(*AP*CP*UP*AP*UP*GP*GP*UP*UP*UP*UP*UP*AP*UP*U)-3'




• Molecule 24: tRNA-fMet



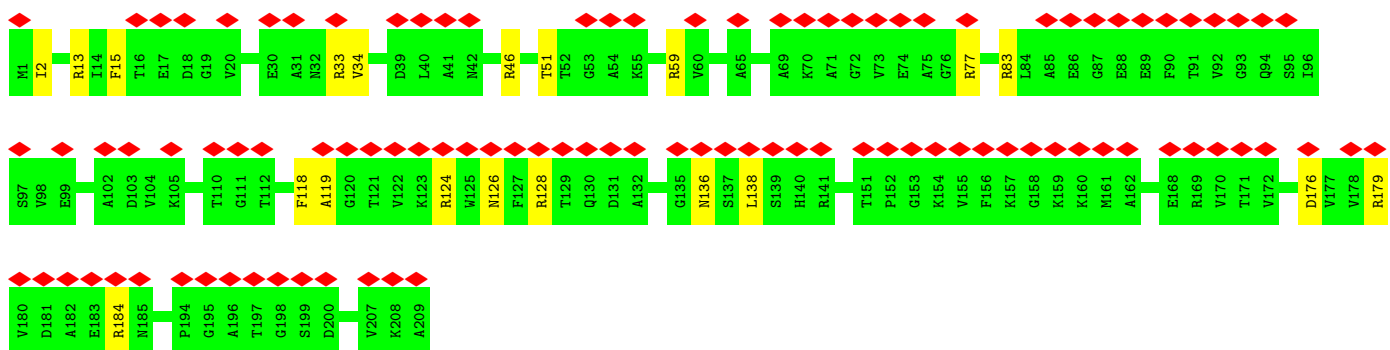
• Molecule 25: 50S ribosomal protein L2





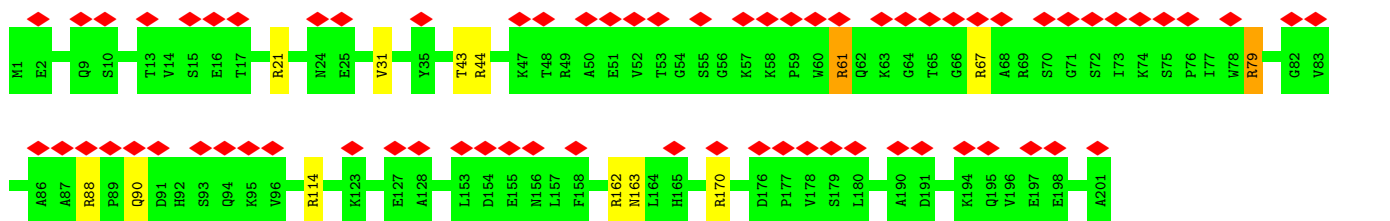
- Molecule 26: 50S ribosomal protein L3

Chain BD: 48% 90% 10%



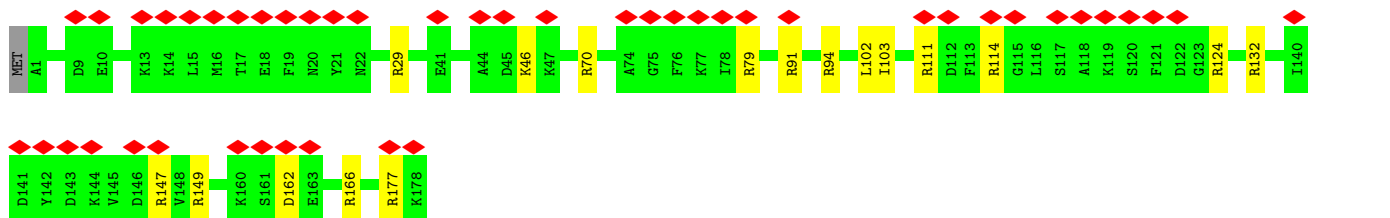
- Molecule 27: 50S ribosomal protein L4

Chain BE: 35% 94% 5%



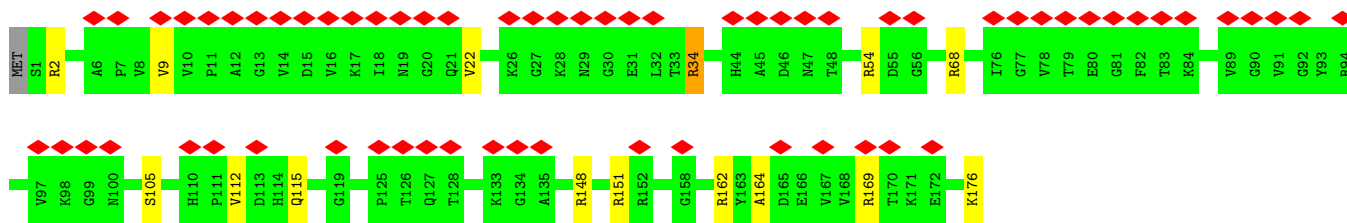
- Molecule 28: 50S ribosomal protein L5

Chain BF: 26% 90% 9%

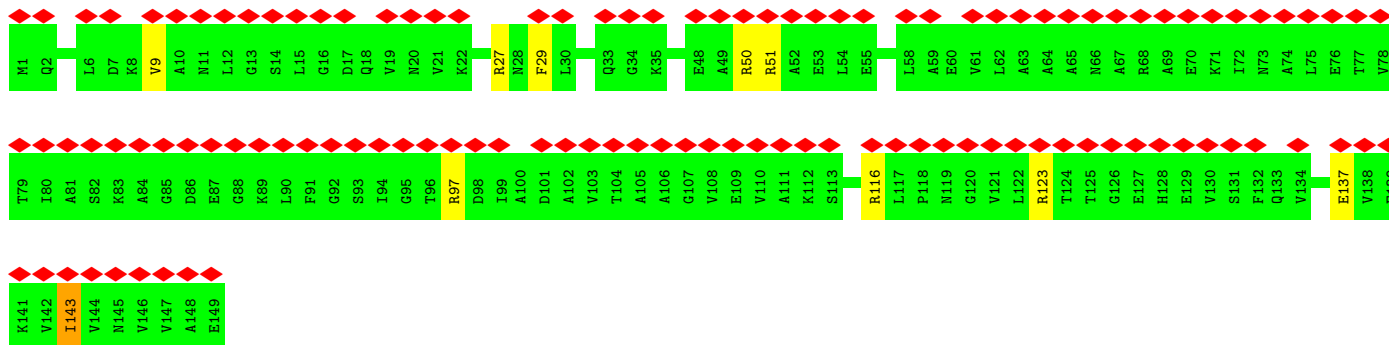
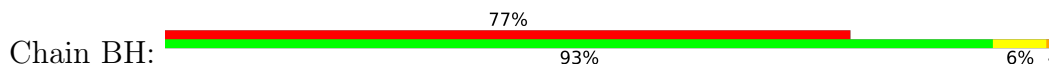


- Molecule 29: 50S ribosomal protein L6


Chain BG: 37% 91% 8%



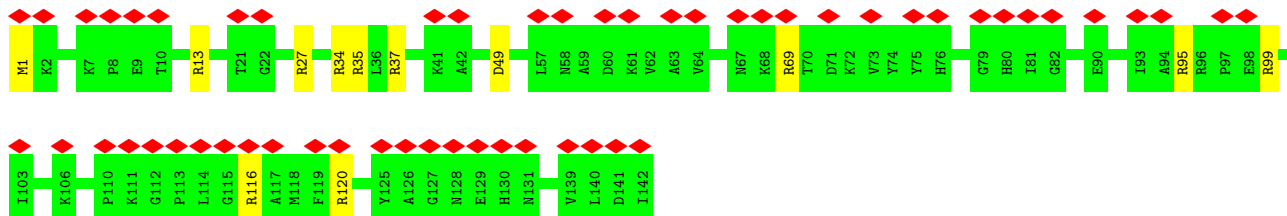
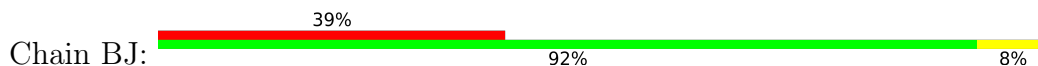
• Molecule 30: 50S ribosomal protein L9



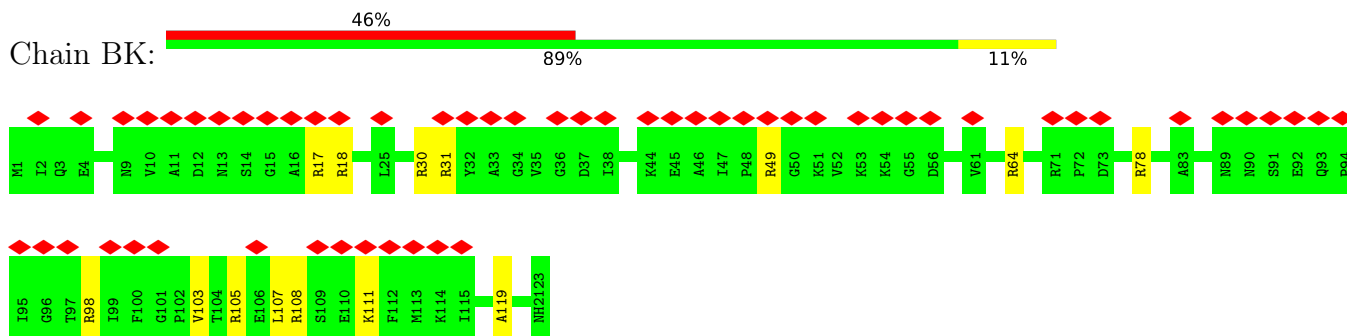
• Molecule 31: 50S ribosomal protein L11



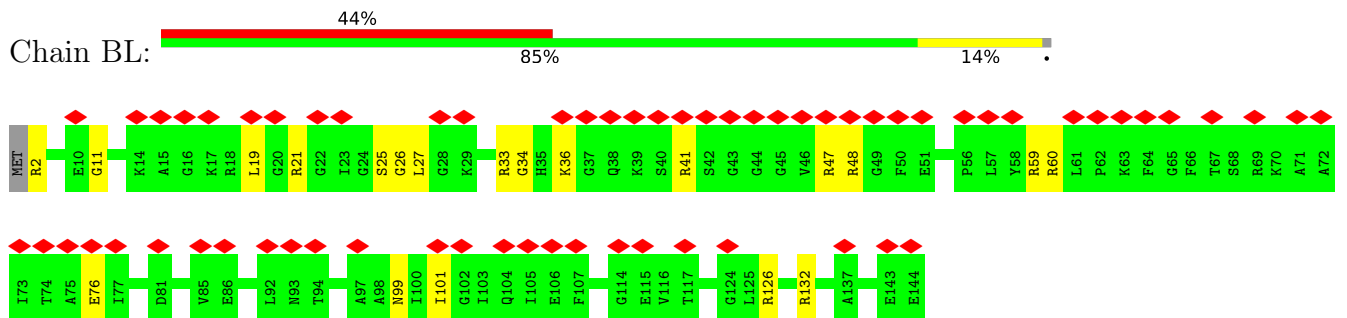
• Molecule 32: 50S ribosomal protein L13



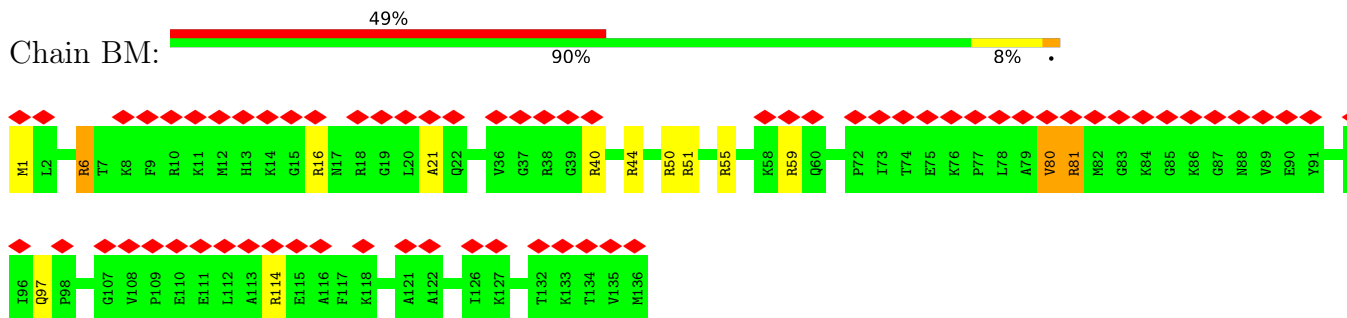
• Molecule 33: 50S ribosomal protein L14



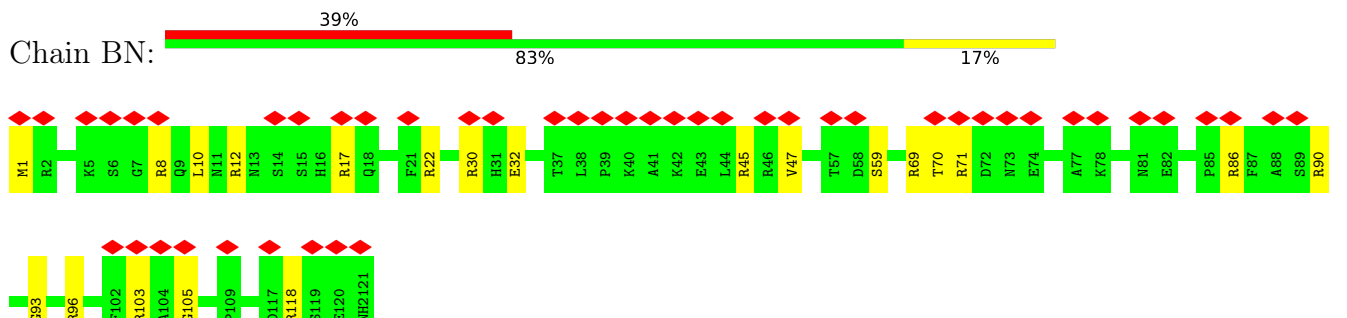
• Molecule 34: 50S ribosomal protein L15



• Molecule 35: 50S ribosomal protein L16

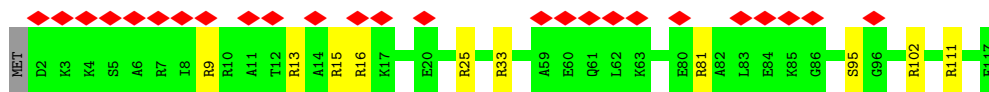


• Molecule 36: 50S ribosomal protein L17

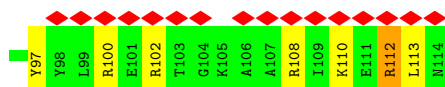
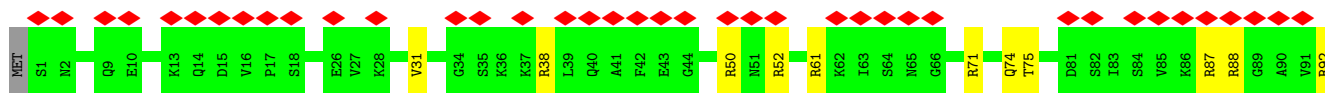
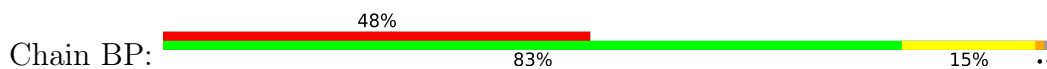


• Molecule 37: 50S ribosomal protein L18

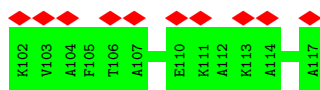
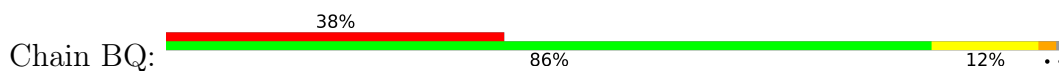




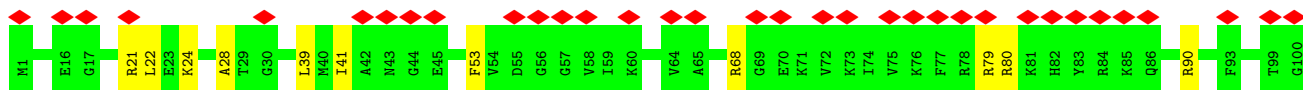
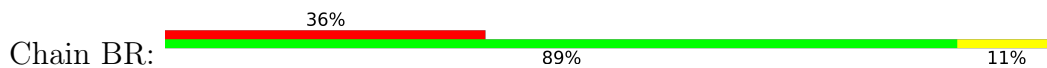
- Molecule 38: 50S ribosomal protein L19



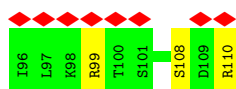
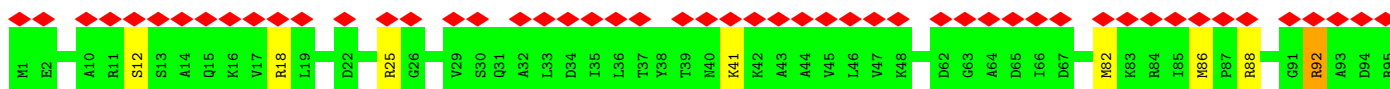
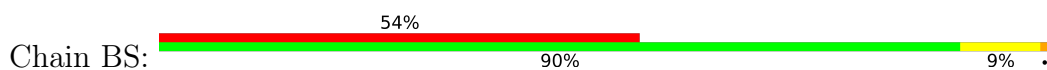
- Molecule 39: 50S ribosomal protein L20



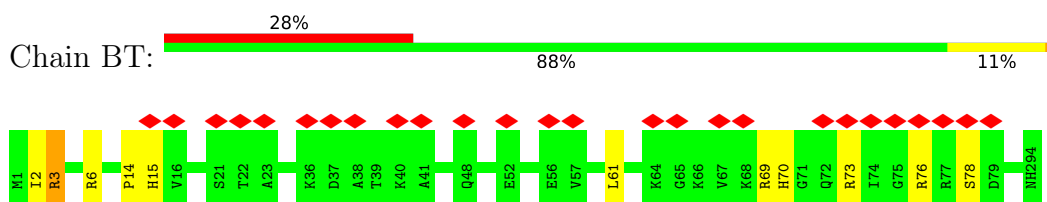
- Molecule 40: 50S ribosomal protein L21



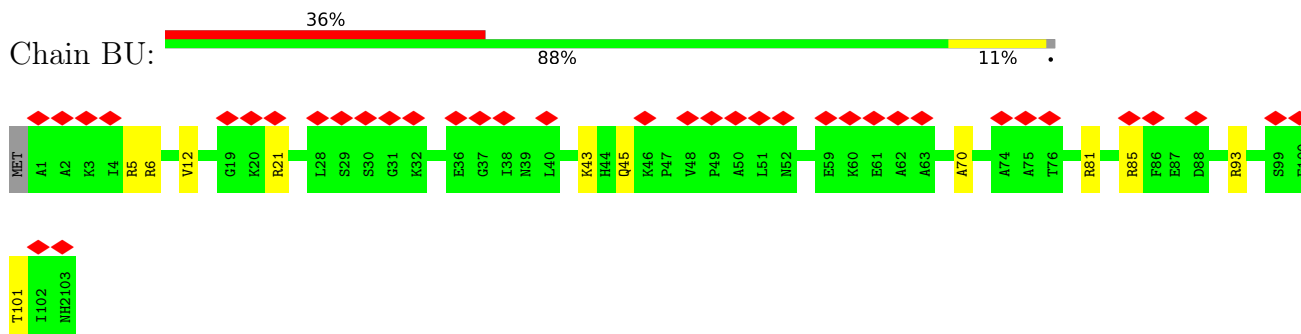
- Molecule 41: 50S ribosomal protein L22



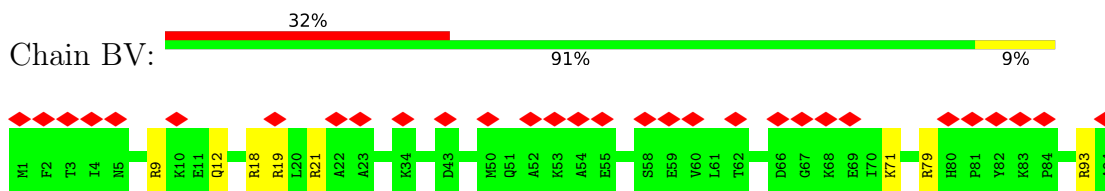
- Molecule 42: 50S ribosomal protein L23



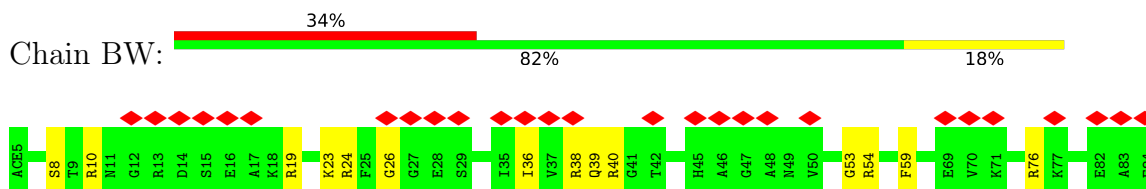
- Molecule 43: 50S ribosomal protein L24



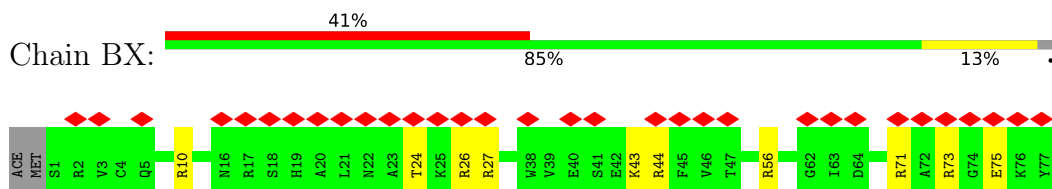
- Molecule 44: 50S ribosomal protein L25



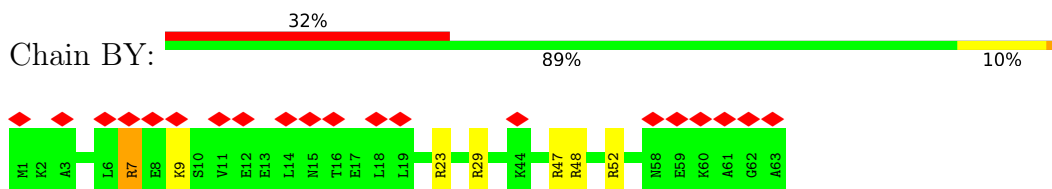
- Molecule 45: 50S ribosomal protein L27



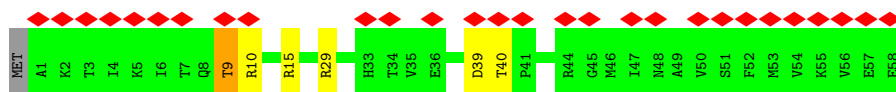
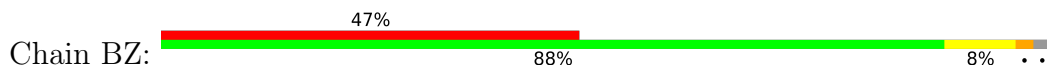
- Molecule 46: 50S ribosomal protein L28



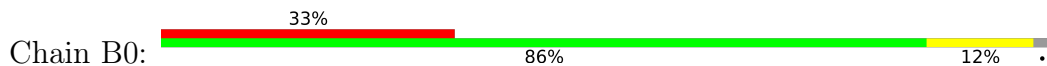
- Molecule 47: 50S ribosomal protein L29



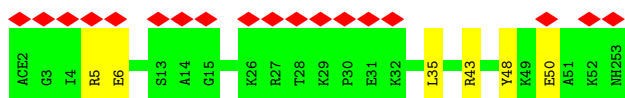
- Molecule 48: 50S ribosomal protein L30



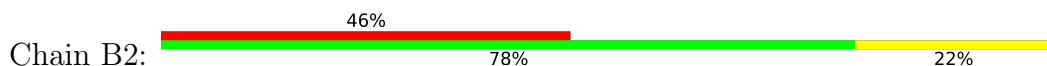
• Molecule 49: 50S ribosomal protein L32



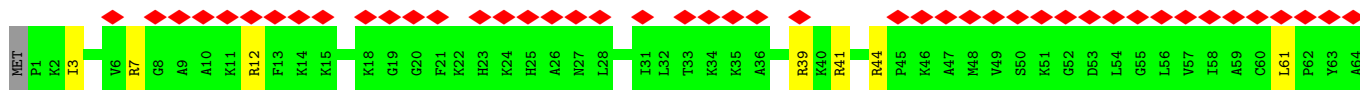
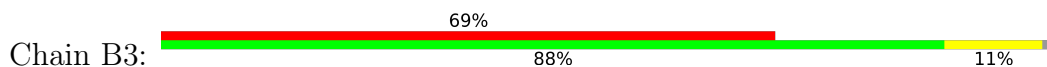
• Molecule 50: 50S ribosomal protein L33



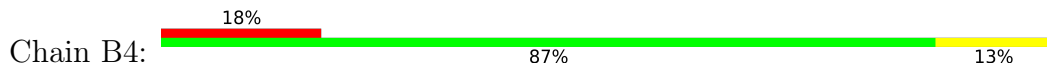
• Molecule 51: 50S ribosomal protein L34



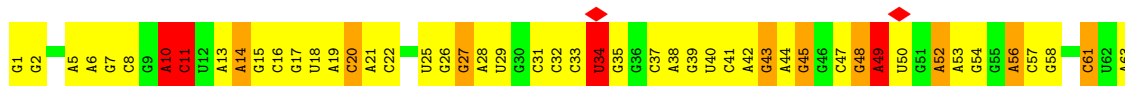
• Molecule 52: 50S ribosomal protein L35

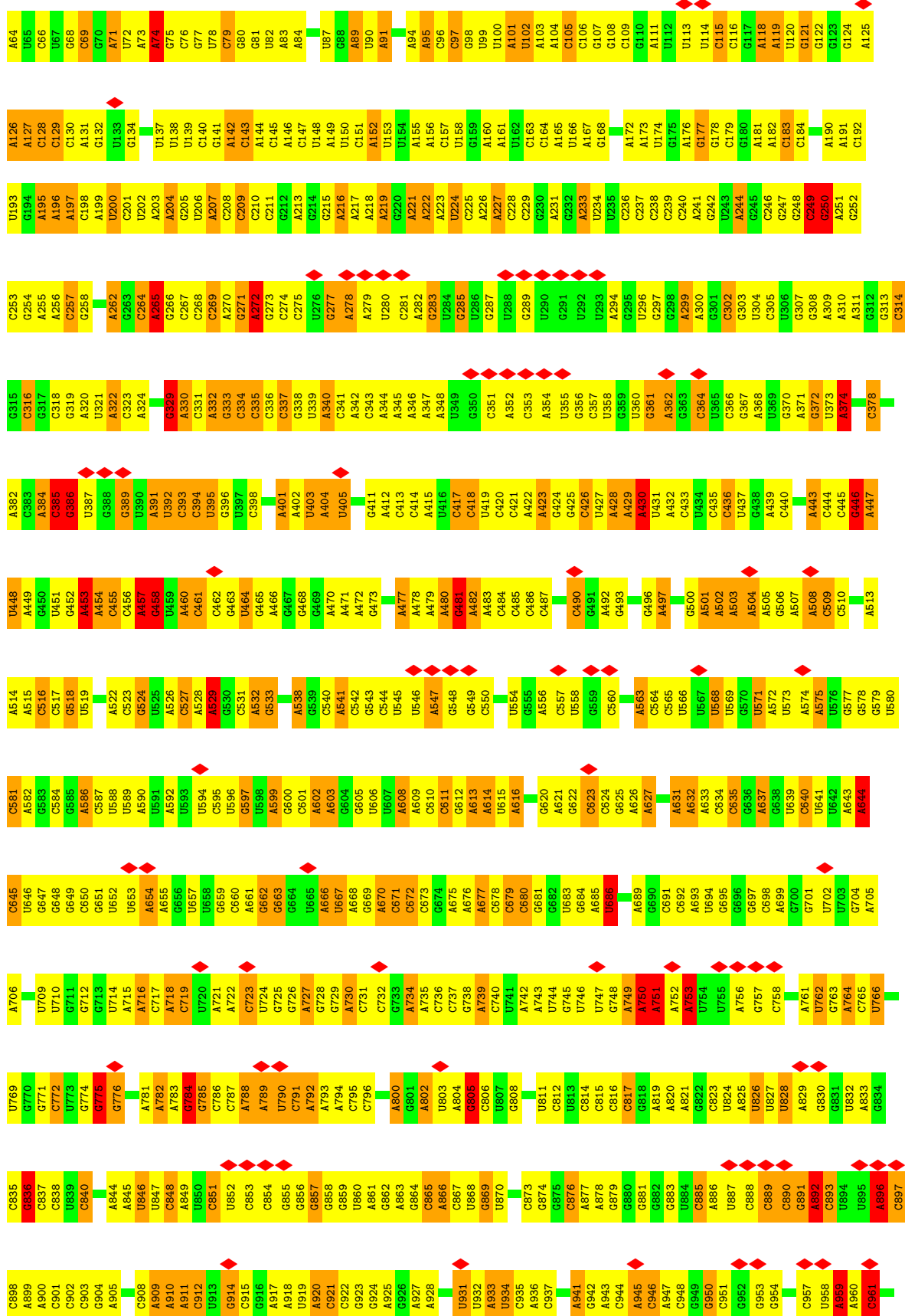


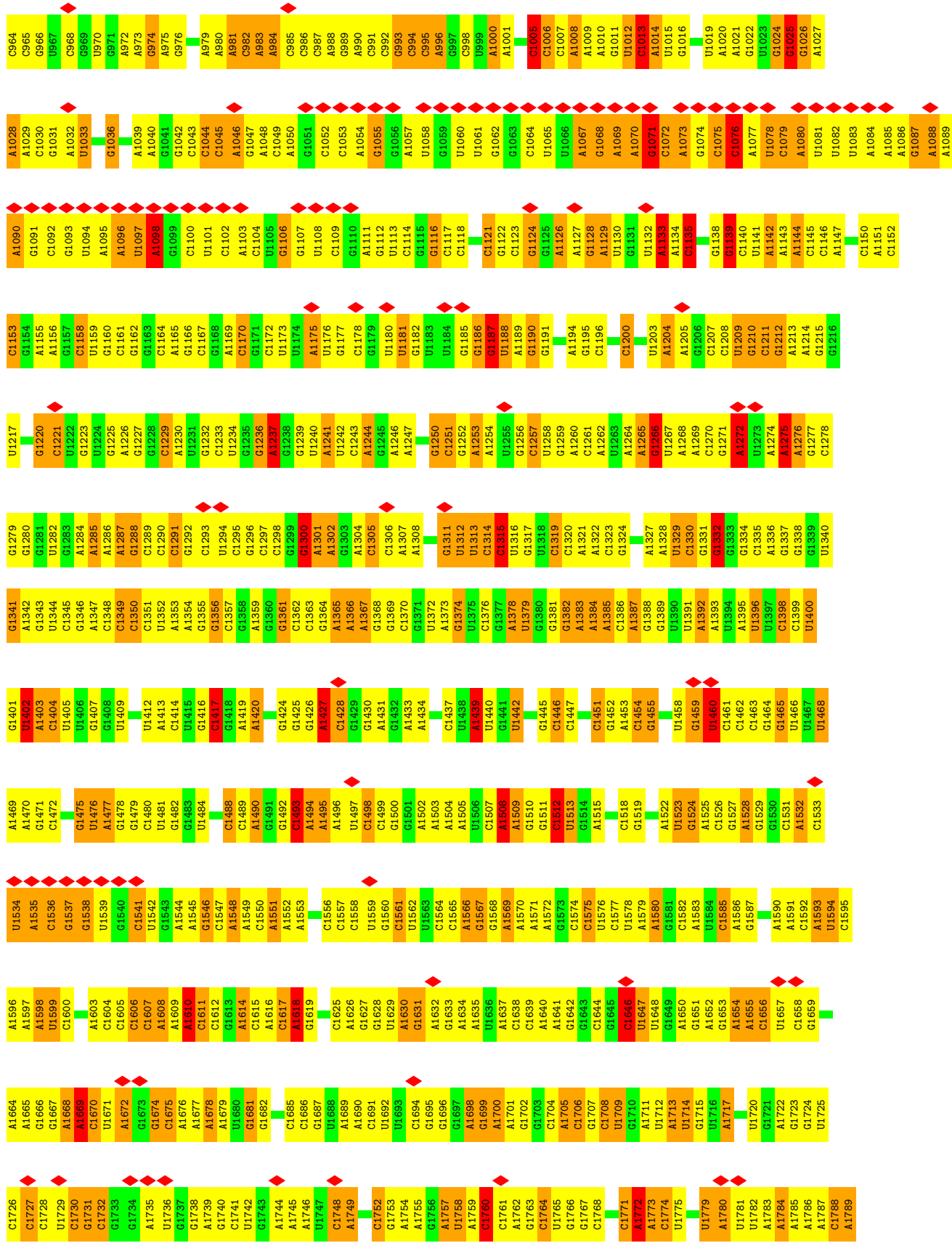
• Molecule 53: 50S ribosomal protein L36



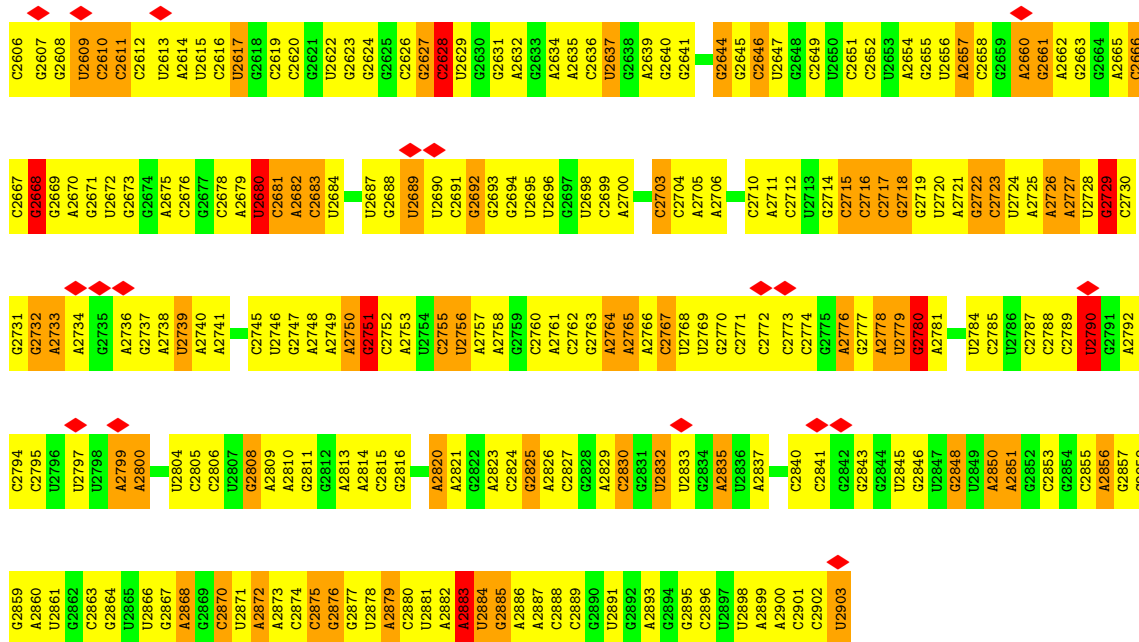
• Molecule 54: 23S ribosomal RNA



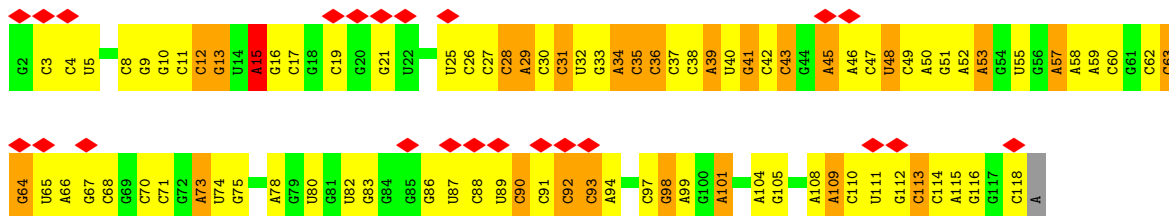




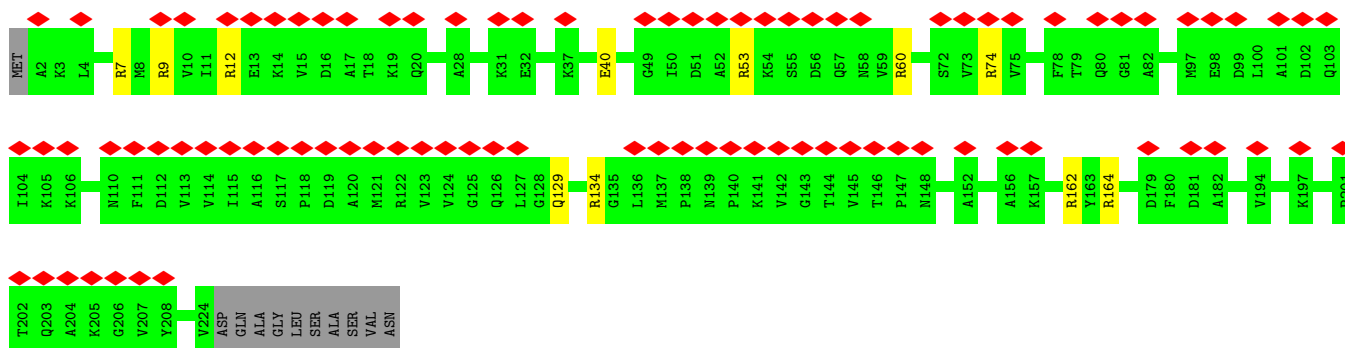
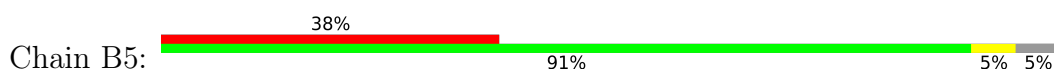
U2546	C2483	U2423	G2355	U2292	A2227	U2099	G2038	A1978	U1915	U1852	C1833	C1834	C1835	C1836	C1837	C1838	C1839	C1840	C1841	C1842	C1843	C1844	C1845	C1846	C1847	C1848	C1849	C1850	C1851																																	
C2486	C2487	C2488	C2489	C2490	C2491	C2492	C2493	C2494	C2495	C2496	C2497	C2498	C2499	C2500	C2501	C2502	C2503	C2504	C2505	C2506	C2507	C2508	C2509	C2510	C2511	C2512	C2513	C2514	C2515	C2516	C2517	C2518	C2519	C2520	C2521	C2522	C2523	C2524	C2525	C2526	C2527	C2528	C2529	C2530	C2531	C2532	C2533	C2534	C2535	C2536	C2537	C2538	C2539	C2540	C2541	C2542	C2543					
U2424	U2425	U2426	U2427	U2428	U2429	U2430	U2431	U2432	U2433	U2434	U2435	U2436	U2437	U2438	U2439	U2440	U2441	U2442	U2443	U2444	U2445	U2446	U2447	U2448	U2449	U2450	U2451	U2452	U2453	U2454	U2455	U2456	U2457	U2458	U2459	U2460	U2461	U2462	U2463	U2464	U2465	U2466	U2467	U2468	U2469	U2470	U2471	U2472	U2473	U2474	U2475	U2476	U2477	U2478	U2479	U2480	U2481	U2482				
U2356	U2357	U2358	U2359	U2360	U2361	U2362	U2363	U2364	U2365	U2366	U2367	U2368	U2369	U2370	U2371	U2372	U2373	U2374	U2375	U2376	U2377	U2378	U2379	U2380	U2381	U2382	U2383	U2384	U2385	U2386	U2387	U2388	U2389	U2390	U2391	U2392	U2393	U2394	U2395	U2396	U2397	U2398	U2400	U2401	U2402	U2403	U2404	U2405	U2406	U2407	U2411	U2412	U2413	U2414	U2415	U2416	U2417	U2418	U2419	U2420	U2421	U2422
G2293	G2294	G2295	G2296	G2297	G2298	G2299	G2300	G2301	G2302	G2303	G2304	G2305	G2306	G2307	G2308	G2309	G2310	G2311	G2312	G2313	G2314	G2315	G2316	G2317	G2318	G2319	G2320	G2321	G2322	G2323	G2324	G2325	G2326	G2327	G2328	G2329	G2330	G2331	G2332	G2333	G2334	G2335	G2336	G2337	G2338	G2339	G2340	G2341	G2342	G2343	G2344	G2345	G2346	G2347	G2348	G2349	G2350	G2351	G2352	G2353	G2354	
G2228	G2229	G2230	G2231	G2232	G2233	U2236	G2237	G2238	G2239	U2240	G2241	G2242	U2243	U2244	U2245	G2246	G2247	G2248	U2249	G2250	C2254	U2257	C2258	U2259	C2260	U2262	C2263	U2264	U2265	A2266	A2267	A2268	G2269	A2270	G2271	U2272	A2273	A2274	G2275	G2276	G2277	A2278	G2279	G2280	A2281	G2282	G2283	U2284	G2285	G2286	U2287	A2288	U2291									
A2163	C2164	C2165	U2166	U2167	G2168	A2169	A2170	A2171	U2172	A2173	C2174	C2175	U2176	U2177	U2178	U2179	U2180	U2181	U2182	A2183	A2184	U2185	G2186	U2187	A2191	U2192	G2193	U2194	U2195	C2196	U2197	A2198	A2199	C2200	G2201	U2202	G2203	A2204	C2205	C2206	C2207	C2208	A2211	A2212	C2213	C2214	C2215	U2216	G2217	G2218	U2219	U2220	C2221	C2222	A2225	C2226						
G2100	A2101	G2102	C2103	C2104	U2105	U2106	G2107	A2108	U2109	G2110	U2111	G2112	U2113	A2114	G2115	G2116	A2117	U2118	A2119	U2122	A2126	C2129	U2130	U2131	U2132	U2133	U2134	A2135	G2136	U2137	G2138	A2139	C2200	U2201	U2202	G2203	A2204	C2205	C2206	C2207	C2208	A2211	A2212	C2213	C2214	C2215	U2216	G2217	G2218	U2219	U2220	C2221	C2222	A2225	C2226							
U1915	A1916	U1917	A1918	U1919	C1920	U1923	U1924	C1925	U1926	A1927	A1928	G1929	U1930	U1931	A1932	G1933	C1934	U1935	G1936	A1937	U1938	A1939	C1940	C1941	C1942	U1943	U1944	G1945	U1946	C1947	G1950	U1951	A1952	U1953	G1954	U1955	U1956	C1957	C1958	G1959	A1960	C1961	C1962	U1963	C1964	C1965	A1966	C1967	C1968	U1969	A1970	U1971	G1972	C1973	C1974	A1977						
A1852	A1853	A1854	U1855	U1856	U1857	U1858	U1859	U1860	U1864	U1865	A1866	G1867	C1868	C1869	C1870	A1871	A1872	G1873	C1874	G1875	U1876	A1877	G1878	C1879	U1880	U1881	U1882	U1883	U1884	A1885	U1886	C1887	G1888	U1889	C1890	U1891	C1892	C1893	C1894	C1895	G1896	A1899	A1900	A1901	C1902	C1903	C1904	C1905	U1906	U1907	C1908	U1909	A1910	U1911	U1912	A1913	C1914					
C1790	A1791	G1792	C1793	A1794	C1795	U1796	G1797	U1798	U1799	C1800	A1801	A1802	A1803	C1804	C1805	C1806	G1807	A1808	A1809	A1810	G1811	U1812	G1813	G1814	A1815	C1816	G1817	U1818	A1819	U1820	U1821	C1822	G1823	G1824	U1825	G1826	U1827	U1828	A1829	C1830	G1831	C1832	C1833	U1834	G1835	C1836	C1837	C1838	G1842	C1843	C1844	U1845	U1846	A1847	U1848	A1849	G1850	U1851				



• Molecule 55: 5S ribosomal RNA



• Molecule 56: 50S ribosomal protein L1



4 Experimental information

Property	Value	Source
EM reconstruction method	SINGLE PARTICLE	Depositor
Imposed symmetry	POINT, C1	Depositor
Number of particles used	4705	Depositor
Resolution determination method	FSC 0.5 CUT-OFF	Depositor
CTF correction method	Not provided	
Microscope	FEI/PHILIPS CM200FEG	Depositor
Voltage (kV)	160	Depositor
Electron dose ($e^-/\text{\AA}^2$)	20	Depositor
Minimum defocus (nm)	500	Depositor
Maximum defocus (nm)	2000	Depositor
Magnification	161000	Depositor
Image detector	GENERIC TVIPS (4k x 4k)	Depositor
Maximum map value	176.039	Depositor
Minimum map value	-108.322	Depositor
Average map value	-0.887	Depositor
Map value standard deviation	18.782	Depositor
Recommended contour level	25.0	Depositor
Map size (\AA)	358.4, 358.4, 358.4	wwPDB
Map dimensions	128, 128, 128	wwPDB
Map angles ($^\circ$)	90.0, 90.0, 90.0	wwPDB
Pixel spacing (\AA)	2.8, 2.8, 2.8	Depositor

5 Model quality i

5.1 Standard geometry i

Bond lengths and bond angles in the following residue types are not validated in this section: OMC, H2U, NH2, CM0, PSU, 6MZ, ACE, 4SU, 5MU, FME, 7MG

The Z score for a bond length (or angle) is the number of standard deviations the observed value is removed from the expected value. A bond length (or angle) with $|Z| > 5$ is considered an outlier worth inspection. RMSZ is the root-mean-square of all Z scores of the bond lengths (or angles).

Mol	Chain	Bond lengths		Bond angles	
		RMSZ	# $ Z > 5$	RMSZ	# $ Z > 5$
1	AB	0.72	0/1736	1.05	13/2340 (0.6%)
2	AC	0.74	0/1651	1.07	13/2225 (0.6%)
3	AD	0.77	0/1665	1.13	16/2227 (0.7%)
4	AE	0.71	0/1119	1.06	7/1506 (0.5%)
5	AF	0.74	0/835	1.14	8/1128 (0.7%)
6	AG	0.76	0/1188	1.24	14/1593 (0.9%)
7	AH	0.72	0/989	1.07	6/1326 (0.5%)
8	AI	0.81	0/1035	1.27	14/1377 (1.0%)
9	AJ	0.72	0/797	1.12	9/1079 (0.8%)
10	AK	0.76	0/894	1.14	8/1207 (0.7%)
11	AL	0.77	0/969	1.28	13/1300 (1.0%)
12	AM	0.75	0/884	1.29	16/1181 (1.4%)
13	AN	0.76	0/817	1.24	12/1088 (1.1%)
14	AO	0.75	0/722	1.17	10/964 (1.0%)
15	AP	0.79	0/648	1.28	12/870 (1.4%)
16	AQ	0.70	0/658	1.15	6/883 (0.7%)
17	AR	0.82	0/463	1.19	6/623 (1.0%)
18	AS	0.76	0/653	1.18	9/879 (1.0%)
19	AT	0.68	0/672	0.97	3/890 (0.3%)
20	AU	0.86	0/431	1.43	7/572 (1.2%)
21	AA	1.52	1/36759 (0.0%)	2.22	1955/57346 (3.4%)
22	A1	1.55	0/1668	2.27	88/2595 (3.4%)
23	A2	1.50	0/343	2.33	19/531 (3.6%)
24	A3	1.55	0/1722	2.18	90/2685 (3.4%)
25	BC	0.75	0/2121	1.29	30/2852 (1.1%)
26	BD	0.68	0/1586	1.13	9/2134 (0.4%)
27	BE	0.68	0/1571	1.15	10/2113 (0.5%)
28	BF	0.75	0/1444	1.21	16/1937 (0.8%)
29	BG	0.69	0/1343	1.10	9/1816 (0.5%)
30	BH	0.66	0/1122	1.10	7/1515 (0.5%)
31	BI	0.68	0/1046	1.08	5/1410 (0.4%)
32	BJ	0.74	0/1152	1.17	12/1551 (0.8%)

Mol	Chain	Bond lengths		Bond angles	
		RMSZ	# Z >5	RMSZ	# Z >5
33	BK	0.71	0/947	1.23	11/1268 (0.9%)
34	BL	0.74	0/1054	1.33	11/1403 (0.8%)
35	BM	0.75	0/1093	1.28	12/1460 (0.8%)
36	BN	0.76	0/973	1.31	13/1301 (1.0%)
37	BO	0.73	0/902	1.24	10/1209 (0.8%)
38	BP	0.76	0/929	1.33	13/1242 (1.0%)
39	BQ	0.80	0/960	1.31	12/1278 (0.9%)
40	BR	0.73	0/829	1.10	5/1107 (0.5%)
41	BS	0.65	0/864	1.15	6/1156 (0.5%)
42	BT	0.67	0/744	1.19	6/994 (0.6%)
43	BU	0.69	0/787	1.12	6/1051 (0.6%)
44	BV	0.73	0/766	1.16	6/1025 (0.6%)
45	BW	0.77	0/604	1.27	8/799 (1.0%)
46	BX	0.76	0/635	1.22	6/848 (0.7%)
47	BY	0.67	0/510	1.17	6/677 (0.9%)
48	BZ	0.69	0/453	1.20	3/605 (0.5%)
49	B0	0.75	0/450	1.24	5/599 (0.8%)
50	B1	0.73	0/417	1.16	3/556 (0.5%)
51	B2	0.80	0/380	1.50	10/498 (2.0%)
52	B3	0.75	0/513	1.23	6/676 (0.9%)
53	B4	0.69	0/303	1.32	5/397 (1.3%)
54	BA	1.40	0/69796	2.21	4028/108888 (3.7%)
55	BB	1.41	0/2800	2.20	152/4367 (3.5%)
56	B5	0.66	0/1673	1.07	10/2255 (0.4%)
All	All	1.28	1/160085 (0.0%)	1.99	6805/239402 (2.8%)

Chiral center outliers are detected by calculating the chiral volume of a chiral center and verifying if the center is modelled as a planar moiety or with the opposite hand. A planarity outlier is detected by checking planarity of atoms in a peptide group, atoms in a mainchain group or atoms of a sidechain that are expected to be planar.

Mol	Chain	#Chirality outliers	#Planarity outliers
10	AK	0	1
21	AA	0	358
22	A1	0	15
23	A2	0	5
24	A3	0	9
26	BD	0	1
41	BS	0	1
50	B1	0	1
54	BA	0	709
55	BB	0	21
All	All	0	1121

All (1) bond length outliers are listed below:

Mol	Chain	Res	Type	Atoms	Z	Observed(Å)	Ideal(Å)
21	AA	348	G	C4'-O4'	-5.47	1.38	1.45

All (6805) bond angle outliers are listed below:

Mol	Chain	Res	Type	Atoms	Z	Observed(°)	Ideal(°)
22	A1	76	A	N1-C6-N6	-15.19	109.49	118.60
54	BA	1714	U	O4'-C1'-N1	14.33	119.66	108.20
54	BA	546	U	O4'-C1'-N1	13.75	119.20	108.20
54	BA	218	A	N1-C6-N6	-12.03	111.39	118.60
21	AA	152	A	N1-C6-N6	-11.78	111.53	118.60
54	BA	142	A	N1-C6-N6	-11.77	111.54	118.60
54	BA	330	A	O4'-C1'-N9	11.77	117.61	108.20
21	AA	344	A	N1-C6-N6	-11.70	111.58	118.60
21	AA	1362	A	N1-C6-N6	-11.56	111.67	118.60
21	AA	1391	U	C1'-O4'-C4'	-11.48	100.72	109.90
54	BA	988	A	N1-C6-N6	-11.41	111.75	118.60
54	BA	196	A	N1-C6-N6	-11.40	111.76	118.60
54	BA	2473	U	O4'-C1'-N1	11.40	117.32	108.20
21	AA	1248	A	N1-C6-N6	-11.39	111.77	118.60
54	BA	1155	A	N1-C6-N6	-11.32	111.81	118.60
54	BA	1434	A	N1-C6-N6	-11.30	111.82	118.60
21	AA	1274	A	N1-C6-N6	-11.29	111.83	118.60
21	AA	397	A	N1-C6-N6	-11.27	111.84	118.60
54	BA	793	A	N1-C6-N6	-11.24	111.86	118.60
21	AA	171	A	N1-C6-N6	-11.24	111.86	118.60
21	AA	1396	A	N1-C6-N6	-11.22	111.87	118.60
54	BA	1786	A	N1-C6-N6	-11.22	111.87	118.60
21	AA	780	A	N1-C6-N6	-11.21	111.88	118.60
54	BA	1069	A	O4'-C1'-N9	11.20	117.16	108.20
21	AA	1254	A	N1-C6-N6	-11.18	111.89	118.60
54	BA	2814	A	N1-C6-N6	-11.17	111.90	118.60
54	BA	1532	A	N1-C6-N6	-11.16	111.90	118.60
21	AA	665	A	N1-C6-N6	-11.15	111.91	118.60
21	AA	563	A	N1-C6-N6	-11.13	111.92	118.60
54	BA	1272	A	N1-C6-N6	-11.11	111.93	118.60
54	BA	1226	A	N1-C6-N6	-11.09	111.95	118.60
21	AA	7	A	N1-C6-N6	-11.09	111.95	118.60
32	BJ	95	ARG	NE-CZ-NH2	11.07	125.83	120.30
54	BA	1890	A	N1-C6-N6	-11.06	111.96	118.60
55	BB	78	A	N1-C6-N6	-11.06	111.96	118.60
21	AA	179	A	N1-C6-N6	-11.04	111.98	118.60
54	BA	204	A	N1-C6-N6	-11.03	111.98	118.60

Continued on next page...

Continued from previous page...

Mol	Chain	Res	Type	Atoms	Z	Observed(°)	Ideal(°)
54	BA	927	A	N1-C6-N6	-10.99	112.01	118.60
54	BA	602	A	N1-C6-N6	-10.98	112.01	118.60
21	AA	983	A	N1-C6-N6	-10.98	112.01	118.60
54	BA	1009	A	N1-C6-N6	-10.97	112.02	118.60
22	A1	73	A	N1-C6-N6	-10.97	112.02	118.60
54	BA	2886	A	N1-C6-N6	-10.97	112.02	118.60
54	BA	2418	A	N1-C6-N6	-10.95	112.03	118.60
54	BA	84	A	N1-C6-N6	-10.94	112.04	118.60
21	AA	845	A	N1-C6-N6	-10.92	112.05	118.60
21	AA	1246	A	N1-C6-N6	-10.91	112.05	118.60
21	AA	675	A	N1-C6-N6	-10.90	112.06	118.60
54	BA	38	A	N1-C6-N6	-10.90	112.06	118.60
54	BA	2632	A	N1-C6-N6	-10.90	112.06	118.60
35	BM	51	ARG	NE-CZ-NH1	10.88	125.74	120.30
54	BA	654	A	N1-C6-N6	-10.84	112.09	118.60
54	BA	1383	A	N1-C6-N6	-10.83	112.10	118.60
54	BA	2435	A	N1-C6-N6	-10.80	112.12	118.60
54	BA	1129	A	N1-C6-N6	-10.79	112.13	118.60
54	BA	613	A	N1-C6-N6	-10.76	112.14	118.60
54	BA	1535	A	N1-C6-N6	-10.76	112.14	118.60
21	AA	574	A	N1-C6-N6	-10.75	112.15	118.60
54	BA	181	A	N1-C6-N6	-10.74	112.16	118.60
21	AA	1441	A	N1-C6-N6	-10.73	112.16	118.60
54	BA	119	A	N1-C6-N6	-10.71	112.17	118.60
21	AA	5	U	O4'-C1'-N1	10.71	116.76	108.20
21	AA	573	A	N1-C6-N6	-10.70	112.18	118.60
54	BA	1758	U	O4'-C1'-N1	10.70	116.76	108.20
54	BA	2147	A	N1-C6-N6	-10.69	112.19	118.60
21	AA	1216	A	N1-C6-N6	-10.68	112.19	118.60
21	AA	1429	A	N1-C6-N6	-10.68	112.19	118.60
21	AA	1500	A	N1-C6-N6	-10.67	112.20	118.60
54	BA	2082	A	N1-C6-N6	-10.66	112.20	118.60
21	AA	448	A	N1-C6-N6	-10.66	112.20	118.60
54	BA	513	A	N1-C6-N6	-10.66	112.21	118.60
54	BA	2513	A	N1-C6-N6	-10.65	112.21	118.60
21	AA	653	U	O4'-C1'-N1	10.64	116.72	108.20
54	BA	1084	A	O4'-C1'-N9	10.64	116.71	108.20
21	AA	101	A	N1-C6-N6	-10.63	112.22	118.60
21	AA	1280	A	N1-C6-N6	-10.63	112.22	118.60
54	BA	1308	A	N1-C6-N6	-10.62	112.23	118.60
21	AA	1287	A	N1-C6-N6	-10.62	112.23	118.60
21	AA	435	A	N1-C6-N6	-10.57	112.26	118.60

Continued on next page...

Continued from previous page...

Mol	Chain	Res	Type	Atoms	Z	Observed(°)	Ideal(°)
54	BA	1095	A	N1-C6-N6	-10.57	112.26	118.60
54	BA	207	A	N1-C6-N6	-10.56	112.26	118.60
54	BA	2883	A	N1-C6-N6	-10.55	112.27	118.60
21	AA	704	A	N1-C6-N6	-10.55	112.27	118.60
21	AA	77	A	N1-C6-N6	-10.54	112.28	118.60
54	BA	1352	U	O4'-C1'-N1	10.54	116.63	108.20
54	BA	900	A	N1-C6-N6	-10.54	112.28	118.60
55	BB	15	A	N1-C6-N6	-10.53	112.28	118.60
54	BA	2132	U	O4'-C1'-N1	10.51	116.61	108.20
54	BA	1269	A	N1-C6-N6	-10.51	112.30	118.60
21	AA	393	A	N1-C6-N6	-10.51	112.30	118.60
54	BA	262	A	N1-C6-N6	-10.50	112.30	118.60
54	BA	443	A	N1-C6-N6	-10.49	112.30	118.60
54	BA	1086	A	N1-C6-N6	-10.49	112.31	118.60
54	BA	1713	A	N1-C6-N6	-10.48	112.31	118.60
54	BA	515	A	N1-C6-N6	-10.48	112.31	118.60
54	BA	1304	A	N1-C6-N6	-10.47	112.32	118.60
16	AQ	62	GLU	OE1-CD-OE2	-10.46	110.75	123.30
21	AA	532	A	N1-C6-N6	-10.44	112.34	118.60
21	AA	1152	A	N1-C6-N6	-10.43	112.34	118.60
54	BA	1262	A	N1-C6-N6	-10.41	112.35	118.60
21	AA	681	A	N1-C6-N6	-10.41	112.35	118.60
54	BA	2212	A	O4'-C1'-N9	10.41	116.53	108.20
54	BA	2882	A	N1-C6-N6	-10.41	112.36	118.60
54	BA	603	A	N1-C6-N6	-10.40	112.36	118.60
54	BA	196	A	O4'-C1'-N9	10.39	116.52	108.20
54	BA	490	C	N3-C2-O2	-10.39	114.63	121.90
22	A1	69	A	N1-C6-N6	-10.38	112.38	118.60
54	BA	2386	A	N1-C6-N6	-10.35	112.39	118.60
54	BA	2587	A	N1-C6-N6	-10.35	112.39	118.60
54	BA	1322	A	N1-C6-N6	-10.34	112.40	118.60
21	AA	914	A	N1-C6-N6	-10.33	112.40	118.60
21	AA	452	A	N1-C6-N6	-10.32	112.41	118.60
42	BT	6	ARG	NE-CZ-NH2	10.32	125.46	120.30
54	BA	111	A	N1-C6-N6	-10.31	112.41	118.60
54	BA	1784	A	N1-C6-N6	-10.31	112.41	118.60
54	BA	975	A	N1-C6-N6	-10.31	112.41	118.60
21	AA	192	A	N1-C6-N6	-10.31	112.42	118.60
54	BA	309	A	N1-C6-N6	-10.30	112.42	118.60
54	BA	1204	A	O4'-C1'-N9	10.30	116.44	108.20
21	AA	228	A	N1-C6-N6	-10.29	112.43	118.60
21	AA	958	A	N1-C6-N6	-10.29	112.43	118.60

Continued on next page...

Continued from previous page...

Mol	Chain	Res	Type	Atoms	Z	Observed(°)	Ideal(°)
54	BA	2738	A	N1-C6-N6	-10.28	112.43	118.60
21	AA	1350	A	N1-C6-N6	-10.28	112.43	118.60
54	BA	2170	A	N1-C6-N6	-10.28	112.43	118.60
54	BA	1847	A	N1-C6-N6	-10.27	112.44	118.60
54	BA	2070	A	N1-C6-N6	-10.27	112.44	118.60
54	BA	1614	A	N1-C6-N6	-10.24	112.46	118.60
54	BA	821	A	N1-C6-N6	-10.23	112.46	118.60
21	AA	408	A	N1-C6-N6	-10.22	112.47	118.60
54	BA	781	A	N1-C6-N6	-10.22	112.47	118.60
21	AA	1130	A	N1-C6-N6	-10.20	112.48	118.60
54	BA	2267	A	N1-C6-N6	-10.21	112.48	118.60
21	AA	975	A	N1-C6-N6	-10.20	112.48	118.60
55	BB	13	G	O4'-C1'-N9	10.20	116.36	108.20
21	AA	747	A	N1-C6-N6	-10.18	112.49	118.60
54	BA	2900	A	N1-C6-N6	-10.18	112.50	118.60
54	BA	2097	A	N1-C6-N6	-10.17	112.50	118.60
21	AA	938	A	N1-C6-N6	-10.16	112.50	118.60
54	BA	1054	A	N1-C6-N6	-10.15	112.51	118.60
21	AA	959	A	N1-C6-N6	-10.14	112.52	118.60
21	AA	1055	A	N1-C6-N6	-10.14	112.52	118.60
54	BA	2134	A	N1-C6-N6	-10.14	112.52	118.60
54	BA	280	U	O4'-C1'-N1	10.13	116.30	108.20
54	BA	1821	A	N1-C6-N6	-10.13	112.52	118.60
39	BQ	50	ARG	NE-CZ-NH2	10.13	125.36	120.30
21	AA	831	A	N1-C6-N6	-10.12	112.53	118.60
21	AA	389	A	N1-C6-N6	-10.11	112.53	118.60
54	BA	643	A	N1-C6-N6	-10.11	112.53	118.60
21	AA	1428	A	N1-C6-N6	-10.11	112.54	118.60
54	BA	294	A	N1-C6-N6	-10.10	112.54	118.60
54	BA	2009	A	N1-C6-N6	-10.09	112.55	118.60
54	BA	2176	A	N1-C6-N6	-10.09	112.55	118.60
54	BA	479	A	N1-C6-N6	-10.08	112.55	118.60
21	AA	250	A	N1-C6-N6	-10.07	112.56	118.60
54	BA	2129	C	O4'-C1'-N1	10.07	116.26	108.20
21	AA	1171	A	N1-C6-N6	-10.06	112.56	118.60
54	BA	2826	A	N1-C6-N6	-10.06	112.56	118.60
54	BA	347	A	N1-C6-N6	-10.06	112.57	118.60
54	BA	1901	A	N1-C6-N6	-10.05	112.57	118.60
21	AA	1036	A	N1-C6-N6	-10.05	112.57	118.60
54	BA	2451	A	N1-C6-N6	-10.05	112.57	118.60
54	BA	2169	A	N1-C6-N6	-10.03	112.58	118.60
54	BA	1254	A	N1-C6-N6	-10.02	112.59	118.60

Continued on next page...

Continued from previous page...

Mol	Chain	Res	Type	Atoms	Z	Observed(°)	Ideal(°)
54	BA	1284	A	N1-C6-N6	-10.00	112.60	118.60
21	AA	161	A	N1-C6-N6	-9.99	112.61	118.60
21	AA	964	A	N1-C6-N6	-9.99	112.60	118.60
54	BA	1583	A	N1-C6-N6	-9.99	112.61	118.60
54	BA	102	U	O4'-C1'-N1	9.97	116.18	108.20
7	AH	14	ARG	NE-CZ-NH1	9.96	125.28	120.30
21	AA	1179	A	N1-C6-N6	-9.96	112.63	118.60
54	BA	2542	A	N1-C6-N6	-9.95	112.63	118.60
54	BA	1635	A	N1-C6-N6	-9.94	112.64	118.60
54	BA	1073	A	N1-C6-N6	-9.94	112.64	118.60
54	BA	2241	A	N1-C6-N6	-9.94	112.64	118.60
21	AA	143	A	N1-C6-N6	-9.93	112.64	118.60
21	AA	282	A	N1-C6-N6	-9.93	112.64	118.60
21	AA	1150	A	N1-C6-N6	-9.93	112.64	118.60
21	AA	1447	A	N1-C6-N6	-9.93	112.64	118.60
21	AA	139	A	N1-C6-N6	-9.92	112.65	118.60
21	AA	1044	A	N1-C6-N6	-9.92	112.65	118.60
54	BA	1067	A	N1-C6-N6	-9.92	112.65	118.60
54	BA	1981	A	N1-C6-N6	-9.92	112.65	118.60
21	AA	373	A	N1-C6-N6	-9.91	112.65	118.60
21	AA	51	A	N1-C6-N6	-9.91	112.65	118.60
54	BA	866	A	N1-C6-N6	-9.91	112.65	118.60
21	AA	1035	A	N1-C6-N6	-9.91	112.66	118.60
54	BA	1664	A	N1-C6-N6	-9.90	112.66	118.60
54	BA	2135	A	N1-C6-N6	-9.89	112.67	118.60
54	BA	820	A	N1-C6-N6	-9.88	112.67	118.60
54	BA	886	A	N1-C6-N6	-9.87	112.68	118.60
54	BA	73	A	N1-C6-N6	-9.86	112.69	118.60
21	AA	1377	A	N1-C6-N6	-9.85	112.69	118.60
54	BA	621	A	N1-C6-N6	-9.85	112.69	118.60
21	AA	1019	A	N1-C6-N6	-9.84	112.70	118.60
54	BA	753	A	N1-C6-N6	-9.83	112.70	118.60
54	BA	371	A	N1-C6-N6	-9.83	112.70	118.60
54	BA	788	A	N1-C6-N6	-9.82	112.70	118.60
54	BA	2142	A	N1-C6-N6	-9.82	112.71	118.60
54	BA	1606	C	O4'-C1'-N1	9.82	116.06	108.20
54	BA	2158	A	N1-C6-N6	-9.82	112.71	118.60
54	BA	1885	A	N1-C6-N6	-9.81	112.71	118.60
21	AA	131	A	N1-C6-N6	-9.80	112.72	118.60
54	BA	2541	A	N1-C6-N6	-9.80	112.72	118.60
54	BA	1084	A	N1-C6-N6	-9.79	112.73	118.60
54	BA	1453	A	N1-C6-N6	-9.79	112.73	118.60

Continued on next page...

Continued from previous page...

Mol	Chain	Res	Type	Atoms	Z	Observed(°)	Ideal(°)
54	BA	845	A	N1-C6-N6	-9.78	112.73	118.60
54	BA	165	A	N1-C6-N6	-9.78	112.73	118.60
21	AA	901	A	N1-C6-N6	-9.78	112.73	118.60
54	BA	63	A	N1-C6-N6	-9.78	112.73	118.60
54	BA	538	A	N1-C6-N6	-9.77	112.73	118.60
54	BA	2682	A	N1-C6-N6	-9.77	112.74	118.60
21	AA	181	A	N1-C6-N6	-9.77	112.74	118.60
21	AA	465	A	N1-C6-N6	-9.77	112.74	118.60
54	BA	1142	A	N1-C6-N6	-9.75	112.75	118.60
54	BA	532	A	N1-C6-N6	-9.75	112.75	118.60
54	BA	1938	A	N1-C6-N6	-9.74	112.75	118.60
54	BA	2054	A	N1-C6-N6	-9.74	112.75	118.60
54	BA	905	A	N1-C6-N6	-9.73	112.76	118.60
54	BA	2060	A	N1-C6-N6	-9.73	112.76	118.60
54	BA	91	A	O4'-C1'-N9	9.72	115.98	108.20
54	BA	497	A	N1-C6-N6	-9.72	112.77	118.60
54	BA	1494	A	N1-C6-N6	-9.72	112.77	118.60
24	A3	45	A	N1-C6-N6	-9.71	112.77	118.60
54	BA	2450	A	N1-C6-N6	-9.71	112.77	118.60
21	AA	759	A	N1-C6-N6	-9.71	112.77	118.60
21	AA	919	A	N1-C6-N6	-9.71	112.77	118.60
54	BA	199	A	N1-C6-N6	-9.71	112.77	118.60
21	AA	1363	A	N1-C6-N6	-9.70	112.78	118.60
21	AA	74	A	N1-C6-N6	-9.70	112.78	118.60
54	BA	1505	A	N1-C6-N6	-9.70	112.78	118.60
54	BA	2825	G	O4'-C1'-N9	9.70	115.96	108.20
21	AA	1311	A	N1-C6-N6	-9.69	112.79	118.60
54	BA	2076	U	O4'-C1'-N1	9.69	115.95	108.20
21	AA	356	A	N1-C6-N6	-9.69	112.79	118.60
21	AA	1394	A	N1-C6-N6	-9.69	112.79	118.60
54	BA	1373	A	N1-C6-N6	-9.69	112.79	118.60
54	BA	2288	A	N1-C6-N6	-9.68	112.79	118.60
54	BA	241	A	N1-C6-N6	-9.68	112.80	118.60
54	BA	348	A	N1-C6-N6	-9.67	112.80	118.60
54	BA	507	A	N1-C6-N6	-9.67	112.80	118.60
54	BA	1089	A	N1-C6-N6	-9.67	112.80	118.60
54	BA	1679	A	N1-C6-N6	-9.66	112.80	118.60
55	BB	35	C	N3-C2-O2	-9.65	115.14	121.90
21	AA	768	A	N1-C6-N6	-9.65	112.81	118.60
21	AA	766	A	N1-C6-N6	-9.64	112.81	118.60
51	B2	34	ARG	NE-CZ-NH1	9.64	125.12	120.30
54	BA	323	C	N3-C2-O2	-9.64	115.15	121.90

Continued on next page...

Continued from previous page...

Mol	Chain	Res	Type	Atoms	Z	Observed(°)	Ideal(°)
54	BA	861	A	N1-C6-N6	-9.64	112.81	118.60
21	AA	1102	A	N1-C6-N6	-9.63	112.82	118.60
54	BA	2740	A	N1-C6-N6	-9.63	112.82	118.60
21	AA	1368	A	N1-C6-N6	-9.63	112.82	118.60
54	BA	727	A	N1-C6-N6	-9.63	112.82	118.60
54	BA	1866	A	N1-C6-N6	-9.62	112.83	118.60
54	BA	1545	A	N1-C6-N6	-9.62	112.83	118.60
21	AA	1299	A	N1-C6-N6	-9.62	112.83	118.60
54	BA	2835	A	N1-C6-N6	-9.62	112.83	118.60
54	BA	739	A	N1-C6-N6	-9.61	112.83	118.60
54	BA	1327	A	N1-C6-N6	-9.61	112.83	118.60
2	AC	131	ARG	NE-CZ-NH1	9.60	125.10	120.30
21	AA	499	A	N1-C6-N6	-9.60	112.84	118.60
54	BA	101	A	N1-C6-N6	-9.59	112.84	118.60
21	AA	65	A	N1-C6-N6	-9.58	112.85	118.60
21	AA	539	A	N1-C6-N6	-9.58	112.85	118.60
21	AA	1324	A	N1-C6-N6	-9.58	112.85	118.60
21	AA	978	A	N1-C6-N6	-9.58	112.85	118.60
21	AA	1434	A	N1-C6-N6	-9.58	112.85	118.60
54	BA	920	A	N1-C6-N6	-9.58	112.85	118.60
54	BA	2850	A	N1-C6-N6	-9.57	112.86	118.60
21	AA	415	A	N1-C6-N6	-9.57	112.86	118.60
22	A1	6	A	N1-C6-N6	-9.56	112.86	118.60
21	AA	431	A	N1-C6-N6	-9.55	112.87	118.60
54	BA	21	A	N1-C6-N6	-9.55	112.87	118.60
54	BA	1451	C	O4'-C1'-N1	9.55	115.84	108.20
21	AA	55	A	N1-C6-N6	-9.54	112.87	118.60
21	AA	546	A	N1-C6-N6	-9.53	112.88	118.60
54	BA	761	A	N1-C6-N6	-9.53	112.88	118.60
21	AA	1054	C	N3-C2-O2	-9.52	115.23	121.90
21	AA	149	A	N1-C6-N6	-9.52	112.89	118.60
54	BA	590	A	N1-C6-N6	-9.52	112.89	118.60
54	BA	2872	A	N1-C6-N6	-9.52	112.89	118.60
21	AA	977	A	N1-C6-N6	-9.52	112.89	118.60
54	BA	2439	A	O4'-C1'-N9	9.51	115.81	108.20
21	AA	1022	A	N1-C6-N6	-9.51	112.89	118.60
54	BA	1395	A	N1-C6-N6	-9.51	112.90	118.60
54	BA	1274	A	N1-C6-N6	-9.50	112.90	118.60
54	BA	2031	A	N1-C6-N6	-9.49	112.91	118.60
21	AA	825	A	N1-C6-N6	-9.49	112.91	118.60
54	BA	1413	A	N1-C6-N6	-9.49	112.91	118.60
55	BB	115	A	N1-C6-N6	-9.48	112.91	118.60

Continued on next page...

Continued from previous page...

Mol	Chain	Res	Type	Atoms	Z	Observed(°)	Ideal(°)
21	AA	520	A	N1-C6-N6	-9.47	112.92	118.60
21	AA	630	A	N1-C6-N6	-9.47	112.92	118.60
54	BA	1029	A	N1-C6-N6	-9.47	112.92	118.60
54	BA	1937	A	O4'-C1'-N9	9.47	115.77	108.20
54	BA	2820	A	N1-C6-N6	-9.46	112.92	118.60
21	AA	547	A	N1-C6-N6	-9.46	112.92	118.60
54	BA	1230	A	N1-C6-N6	-9.46	112.92	118.60
54	BA	2376	A	N1-C6-N6	-9.46	112.92	118.60
54	BA	1237	A	N1-C6-N6	-9.45	112.93	118.60
21	AA	892	A	N1-C6-N6	-9.44	112.94	118.60
21	AA	1531	A	N1-C6-N6	-9.43	112.94	118.60
54	BA	354	A	N1-C6-N6	-9.43	112.94	118.60
54	BA	802	A	N1-C6-N6	-9.43	112.94	118.60
54	BA	2336	A	N1-C6-N6	-9.43	112.94	118.60
54	BA	1608	A	N1-C6-N6	-9.42	112.95	118.60
54	BA	1090	A	N1-C6-N6	-9.42	112.95	118.60
54	BA	1609	A	O4'-C1'-N9	9.42	115.74	108.20
54	BA	979	A	N1-C6-N6	-9.41	112.95	118.60
54	BA	1829	A	N1-C6-N6	-9.41	112.95	118.60
21	AA	60	A	N1-C6-N6	-9.41	112.95	118.60
54	BA	547	A	O4'-C1'-N9	9.41	115.73	108.20
5	AF	2	ARG	NE-CZ-NH1	9.41	125.00	120.30
54	BA	844	A	N1-C6-N6	-9.41	112.95	118.60
54	BA	2482	A	N1-C6-N6	-9.41	112.96	118.60
21	AA	994	A	N1-C6-N6	-9.40	112.96	118.60
54	BA	1403	A	N1-C6-N6	-9.40	112.96	118.60
38	BP	100	ARG	NE-CZ-NH1	9.40	125.00	120.30
54	BA	575	A	N1-C6-N6	-9.40	112.96	118.60
54	BA	2566	A	N1-C6-N6	-9.39	112.96	118.60
54	BA	1427	A	N1-C6-N6	-9.39	112.97	118.60
54	BA	197	A	N1-C6-N6	-9.38	112.97	118.60
54	BA	1815	A	N1-C6-N6	-9.38	112.97	118.60
48	BZ	29	ARG	NE-CZ-NH1	9.38	124.99	120.30
54	BA	405	U	O4'-C1'-N1	9.37	115.70	108.20
21	AA	649	A	N1-C6-N6	-9.37	112.98	118.60
54	BA	1040	A	N1-C6-N6	-9.37	112.98	118.60
55	BB	52	A	N1-C6-N6	-9.36	112.98	118.60
54	BA	666	A	N1-C6-N6	-9.36	112.99	118.60
54	BA	2530	A	N1-C6-N6	-9.36	112.99	118.60
54	BA	1096	A	N1-C6-N6	-9.35	112.99	118.60
54	BA	1536	C	N3-C2-O2	-9.35	115.35	121.90
54	BA	2750	A	N1-C6-N6	-9.35	112.99	118.60

Continued on next page...

Continued from previous page...

Mol	Chain	Res	Type	Atoms	Z	Observed(°)	Ideal(°)
41	BS	92	ARG	NE-CZ-NH2	9.34	124.97	120.30
54	BA	310	A	N1-C6-N6	-9.34	113.00	118.60
54	BA	1630	A	N1-C6-N6	-9.34	113.00	118.60
21	AA	694	A	N1-C6-N6	-9.34	113.00	118.60
54	BA	2666	C	O4'-C1'-N1	9.34	115.67	108.20
22	A1	41	A	N1-C6-N6	-9.34	113.00	118.60
54	BA	592	A	N1-C6-N6	-9.34	113.00	118.60
21	AA	195	A	N1-C6-N6	-9.32	113.01	118.60
21	AA	872	A	C1'-O4'-C4'	-9.32	102.45	109.90
54	BA	627	A	N1-C6-N6	-9.31	113.01	118.60
54	BA	2564	A	N1-C6-N6	-9.30	113.02	118.60
54	BA	849	A	N1-C6-N6	-9.30	113.02	118.60
54	BA	504	A	N1-C6-N6	-9.29	113.02	118.60
54	BA	1515	A	N1-C6-N6	-9.29	113.03	118.60
54	BA	2020	A	N1-C6-N6	-9.29	113.03	118.60
21	AA	1534	A	C5-C6-N1	9.29	122.34	117.70
54	BA	1848	A	N1-C6-N6	-9.29	113.03	118.60
55	BB	29	A	N1-C6-N6	-9.28	113.03	118.60
54	BA	1785	A	C5-C6-N1	9.28	122.34	117.70
24	A3	1	C	N3-C2-O2	-9.28	115.41	121.90
54	BA	2059	A	N1-C6-N6	-9.28	113.03	118.60
55	BB	50	A	N1-C6-N6	-9.28	113.03	118.60
54	BA	382	A	N1-C6-N6	-9.28	113.03	118.60
21	AA	583	A	N1-C6-N6	-9.27	113.03	118.60
54	BA	1126	A	N1-C6-N6	-9.27	113.04	118.60
54	BA	1128	G	O4'-C1'-N9	9.27	115.62	108.20
21	AA	622	A	N1-C6-N6	-9.27	113.04	118.60
21	AA	1180	A	N1-C6-N6	-9.27	113.04	118.60
23	A2	82	A	N1-C6-N6	-9.27	113.04	118.60
28	BF	111	ARG	NE-CZ-NH1	9.26	124.93	120.30
24	A3	38	A	N1-C6-N6	-9.26	113.05	118.60
54	BA	2453	A	N1-C6-N6	-9.26	113.05	118.60
21	AA	336	A	N1-C6-N6	-9.25	113.05	118.60
21	AA	655	A	N1-C6-N6	-9.25	113.05	118.60
54	BA	794	A	N1-C6-N6	-9.25	113.05	118.60
55	BB	109	A	N1-C6-N6	-9.25	113.05	118.60
24	A3	60	A	N1-C6-N6	-9.24	113.06	118.60
54	BA	1746	A	N1-C6-N6	-9.24	113.06	118.60
21	AA	716	A	N1-C6-N6	-9.24	113.06	118.60
54	BA	1943	U	O4'-C1'-N1	9.23	115.59	108.20
45	BW	76	ARG	NE-CZ-NH1	9.23	124.92	120.30
21	AA	1340	A	N1-C6-N6	-9.23	113.06	118.60

Continued on next page...

Continued from previous page...

Mol	Chain	Res	Type	Atoms	Z	Observed(°)	Ideal(°)
21	AA	1225	A	N1-C6-N6	-9.22	113.07	118.60
54	BA	1027	A	N1-C6-N6	-9.22	113.07	118.60
54	BA	2434	A	N1-C6-N6	-9.22	113.07	118.60
54	BA	661	A	N1-C6-N6	-9.22	113.07	118.60
54	BA	6	A	N1-C6-N6	-9.21	113.07	118.60
54	BA	1853	A	N1-C6-N6	-9.21	113.07	118.60
54	BA	144	A	N1-C6-N6	-9.21	113.08	118.60
21	AA	253	A	N1-C6-N6	-9.20	113.08	118.60
21	AA	1021	A	N1-C6-N6	-9.20	113.08	118.60
21	AA	1227	A	N1-C6-N6	-9.20	113.08	118.60
21	AA	1251	A	N1-C6-N6	-9.20	113.08	118.60
54	BA	439	A	N1-C6-N6	-9.20	113.08	118.60
15	AP	56	ARG	NE-CZ-NH1	9.20	124.90	120.30
54	BA	346	A	N1-C6-N6	-9.19	113.08	118.60
30	BH	123	ARG	NE-CZ-NH1	9.19	124.89	120.30
54	BA	676	A	N1-C6-N6	-9.19	113.09	118.60
23	A2	79	A	N1-C6-N6	-9.19	113.09	118.60
54	BA	637	A	N1-C6-N6	-9.18	113.09	118.60
21	AA	753	A	N1-C6-N6	-9.18	113.09	118.60
54	BA	1759	A	N1-C6-N6	-9.18	113.09	118.60
54	BA	1854	A	N1-C6-N6	-9.18	113.09	118.60
28	BF	91	ARG	NE-CZ-NH1	9.17	124.89	120.30
54	BA	1098	A	N1-C6-N6	-9.17	113.10	118.60
21	AA	510	A	N1-C6-N6	-9.17	113.10	118.60
54	BA	620	G	O4'-C1'-N9	9.16	115.53	108.20
54	BA	2317	A	N1-C6-N6	-9.16	113.10	118.60
21	AA	673	A	N1-C6-N6	-9.16	113.11	118.60
21	AA	1201	A	N1-C6-N6	-9.16	113.11	118.60
55	BB	59	A	N1-C6-N6	-9.16	113.11	118.60
55	BB	45	A	N1-C6-N6	-9.15	113.11	118.60
21	AA	10	A	N1-C6-N6	-9.15	113.11	118.60
21	AA	205	A	N1-C6-N6	-9.15	113.11	118.60
21	AA	1319	A	N1-C6-N6	-9.15	113.11	118.60
21	AA	1398	A	N1-C6-N6	-9.15	113.11	118.60
54	BA	1103	A	N1-C6-N6	-9.14	113.11	118.60
21	AA	1214	C	N3-C2-O2	-9.14	115.50	121.90
54	BA	160	A	N1-C6-N6	-9.14	113.11	118.60
54	BA	478	A	N1-C6-N6	-9.13	113.12	118.60
21	AA	478	A	N1-C6-N6	-9.13	113.12	118.60
54	BA	2273	A	N1-C6-N6	-9.13	113.12	118.60
54	BA	2274	A	N1-C6-N6	-9.13	113.12	118.60
21	AA	560	A	N1-C6-N6	-9.13	113.12	118.60

Continued on next page...

Continued from previous page...

Mol	Chain	Res	Type	Atoms	Z	Observed(°)	Ideal(°)
54	BA	2765	A	N1-C6-N6	-9.12	113.12	118.60
54	BA	1165	A	N1-C6-N6	-9.12	113.13	118.60
21	AA	1031	C	N3-C2-O2	-9.12	115.52	121.90
54	BA	173	A	N1-C6-N6	-9.12	113.13	118.60
54	BA	2154	A	N1-C6-N6	-9.12	113.13	118.60
54	BA	2448	A	N1-C6-N6	-9.12	113.13	118.60
21	AA	262	A	N1-C6-N6	-9.11	113.13	118.60
54	BA	1805	A	N1-C6-N6	-9.11	113.13	118.60
21	AA	1145	A	N1-C6-N6	-9.11	113.14	118.60
55	BB	94	A	N1-C6-N6	-9.11	113.14	118.60
33	BK	64	ARG	NE-CZ-NH1	9.11	124.85	120.30
51	B2	28	ARG	NE-CZ-NH1	9.11	124.85	120.30
22	A1	73	A	P-O3'-C3'	9.11	130.63	119.70
54	BA	1014	A	N1-C6-N6	-9.11	113.14	118.60
21	AA	109	A	N1-C6-N6	-9.10	113.14	118.60
54	BA	1678	A	N1-C6-N6	-9.10	113.14	118.60
54	BA	2600	A	N1-C6-N6	-9.10	113.14	118.60
54	BA	675	A	N1-C6-N6	-9.10	113.14	118.60
11	AL	30	ARG	NE-CZ-NH1	9.10	124.85	120.30
21	AA	466	A	N1-C6-N6	-9.09	113.15	118.60
54	BA	2893	A	N1-C6-N6	-9.09	113.15	118.60
21	AA	743	A	N1-C6-N6	-9.09	113.15	118.60
54	BA	49	A	O4'-C1'-N9	9.08	115.47	108.20
54	BA	2468	A	N1-C6-N6	-9.08	113.15	118.60
54	BA	626	A	N1-C6-N6	-9.07	113.16	118.60
21	AA	72	A	N1-C6-N6	-9.07	113.16	118.60
54	BA	1359	A	N1-C6-N6	-9.06	113.16	118.60
3	AD	12	ARG	NE-CZ-NH1	9.06	124.83	120.30
54	BA	1509	A	N1-C6-N6	-9.06	113.16	118.60
54	BA	345	A	N1-C6-N6	-9.06	113.17	118.60
21	AA	729	A	N1-C6-N6	-9.05	113.17	118.60
21	AA	906	A	N1-C6-N6	-9.05	113.17	118.60
54	BA	1640	A	N1-C6-N6	-9.05	113.17	118.60
21	AA	1042	A	N1-C6-N6	-9.05	113.17	118.60
54	BA	764	A	N1-C6-N6	-9.05	113.17	118.60
54	BA	1169	A	N1-C6-N6	-9.05	113.17	118.60
21	AA	1105	A	N1-C6-N6	-9.05	113.17	118.60
54	BA	1000	A	N1-C6-N6	-9.04	113.17	118.60
21	AA	374	A	N1-C6-N6	-9.04	113.17	118.60
39	BQ	57	ARG	NE-CZ-NH1	9.04	124.82	120.30
54	BA	2314	A	N1-C6-N6	-9.03	113.18	118.60
54	BA	514	A	N1-C6-N6	-9.03	113.18	118.60

Continued on next page...

Continued from previous page...

Mol	Chain	Res	Type	Atoms	Z	Observed(°)	Ideal(°)
54	BA	928	A	N1-C6-N6	-9.03	113.19	118.60
54	BA	2602	A	N1-C6-N6	-9.02	113.19	118.60
54	BA	1937	A	N1-C6-N6	-9.02	113.19	118.60
54	BA	223	A	N1-C6-N6	-9.02	113.19	118.60
54	BA	2062	A	N1-C6-N6	-9.02	113.19	118.60
54	BA	95	A	N1-C6-N6	-9.02	113.19	118.60
54	BA	749	A	N1-C6-N6	-9.01	113.19	118.60
54	BA	161	A	N1-C6-N6	-9.01	113.19	118.60
21	AA	353	A	N1-C6-N6	-9.01	113.20	118.60
54	BA	1496	A	N1-C6-N6	-9.01	113.20	118.60
54	BA	1384	A	N1-C6-N6	-9.00	113.20	118.60
21	AA	327	A	N1-C6-N6	-9.00	113.20	118.60
21	AA	1433	A	N1-C6-N6	-9.00	113.20	118.60
54	BA	127	A	N1-C6-N6	-9.00	113.20	118.60
21	AA	889	A	N1-C6-N6	-9.00	113.20	118.60
54	BA	631	A	N1-C6-N6	-9.00	113.20	118.60
21	AA	274	A	N1-C6-N6	-8.99	113.20	118.60
54	BA	2287	A	N1-C6-N6	-8.99	113.20	118.60
21	AA	1219	A	N1-C6-N6	-8.99	113.20	118.60
55	BB	39	A	N1-C6-N6	-8.99	113.20	118.60
54	BA	213	A	N1-C6-N6	-8.99	113.21	118.60
54	BA	529	A	N1-C6-N6	-8.99	113.21	118.60
54	BA	1314	C	N3-C2-O2	-8.98	115.61	121.90
21	AA	1391	U	O4'-C1'-N1	8.98	115.39	108.20
54	BA	789	A	N1-C6-N6	-8.98	113.21	118.60
21	AA	1092	A	N1-C6-N6	-8.98	113.21	118.60
21	AA	307	C	N3-C2-O2	-8.97	115.62	121.90
54	BA	2184	A	N1-C6-N6	-8.97	113.22	118.60
21	AA	1446	A	N1-C6-N6	-8.97	113.22	118.60
54	BA	265	A	N1-C6-N6	-8.97	113.22	118.60
25	BC	100	ARG	NE-CZ-NH1	8.97	124.78	120.30
54	BA	104	A	N1-C6-N6	-8.97	113.22	118.60
54	BA	1302	A	N1-C6-N6	-8.97	113.22	118.60
8	AI	105	ARG	NE-CZ-NH1	8.96	124.78	120.30
54	BA	2461	A	N1-C6-N6	-8.96	113.22	118.60
21	AA	501	C	N3-C2-O2	-8.96	115.63	121.90
21	AA	1257	A	N1-C6-N6	-8.96	113.23	118.60
33	BK	98	ARG	NE-CZ-NH1	8.95	124.78	120.30
54	BA	1603	A	N1-C6-N6	-8.95	113.23	118.60
54	BA	300	A	N1-C6-N6	-8.95	113.23	118.60
54	BA	2108	A	N1-C6-N6	-8.95	113.23	118.60
14	AO	53	ARG	NE-CZ-NH1	8.94	124.77	120.30

Continued on next page...

Continued from previous page...

Mol	Chain	Res	Type	Atoms	Z	Observed(°)	Ideal(°)
21	AA	366	A	N1-C6-N6	-8.94	113.24	118.60
21	AA	1014	A	N1-C6-N6	-8.93	113.24	118.60
54	BA	1711	A	N1-C6-N6	-8.93	113.24	118.60
21	AA	695	A	N1-C6-N6	-8.93	113.24	118.60
54	BA	430	A	N1-C6-N6	-8.93	113.24	118.60
54	BA	2191	A	N1-C6-N6	-8.93	113.25	118.60
21	AA	155	A	N1-C6-N6	-8.92	113.25	118.60
21	AA	554	A	N1-C6-N6	-8.92	113.25	118.60
21	AA	1176	A	N1-C6-N6	-8.92	113.25	118.60
54	BA	699	A	N1-C6-N6	-8.92	113.25	118.60
54	BA	219	A	N1-C6-N6	-8.92	113.25	118.60
6	AG	3	ARG	NE-CZ-NH1	8.92	124.76	120.30
21	AA	1502	A	N1-C6-N6	-8.91	113.25	118.60
21	AA	1269	A	N1-C6-N6	-8.91	113.25	118.60
25	BC	86	ARG	NE-CZ-NH1	8.91	124.75	120.30
54	BA	2077	A	N1-C6-N6	-8.91	113.25	118.60
54	BA	1127	A	N1-C6-N6	-8.90	113.26	118.60
21	AA	199	A	N1-C6-N6	-8.90	113.26	118.60
21	AA	913	A	N1-C6-N6	-8.90	113.26	118.60
54	BA	1428	C	N3-C2-O2	-8.90	115.67	121.90
54	BA	2335	A	N1-C6-N6	-8.90	113.26	118.60
54	BA	1007	C	N3-C2-O2	-8.89	115.67	121.90
54	BA	2764	A	N1-C6-N6	-8.89	113.26	118.60
54	BA	1610	A	O4'-C1'-N9	8.89	115.31	108.20
54	BA	1652	A	N1-C6-N6	-8.89	113.27	118.60
55	BB	53	A	C5-C6-N1	8.89	122.14	117.70
54	BA	609	A	N1-C6-N6	-8.89	113.27	118.60
54	BA	2019	A	C5-C6-N1	8.89	122.14	117.70
54	BA	460	A	N1-C6-N6	-8.88	113.27	118.60
21	AA	961	U	O4'-C1'-N1	8.88	115.31	108.20
54	BA	2753	A	N1-C6-N6	-8.88	113.27	118.60
21	AA	754	C	N3-C2-O2	-8.88	115.69	121.90
56	B5	9	ARG	NE-CZ-NH1	8.88	124.74	120.30
54	BA	2516	A	N1-C6-N6	-8.88	113.27	118.60
54	BA	99	U	O4'-C1'-N1	8.87	115.30	108.20
54	BA	1570	A	N1-C6-N6	-8.87	113.28	118.60
21	AA	607	A	N1-C6-N6	-8.87	113.28	118.60
54	BA	2077	A	C5-C6-N1	8.87	122.13	117.70
55	BB	89	U	O4'-C1'-N1	8.87	115.29	108.20
44	BV	79	ARG	NE-CZ-NH1	8.87	124.73	120.30
54	BA	689	A	N1-C6-N6	-8.87	113.28	118.60
54	BA	2095	A	N1-C6-N6	-8.87	113.28	118.60

Continued on next page...

Continued from previous page...

Mol	Chain	Res	Type	Atoms	Z	Observed(°)	Ideal(°)
54	BA	2666	C	N3-C2-O2	-8.86	115.69	121.90
34	BL	48	ARG	NE-CZ-NH1	8.86	124.73	120.30
54	BA	2646	C	N3-C2-O2	-8.86	115.70	121.90
54	BA	911	A	N1-C6-N6	-8.86	113.28	118.60
54	BA	2572	A	N1-C6-N6	-8.86	113.28	118.60
21	AA	949	A	N1-C6-N6	-8.86	113.29	118.60
21	AA	749	A	N1-C6-N6	-8.85	113.29	118.60
24	A3	39	A	N1-C6-N6	-8.85	113.29	118.60
54	BA	1461	C	N3-C2-O2	-8.84	115.71	121.90
54	BA	1508	A	N1-C6-N6	-8.84	113.30	118.60
54	BA	2333	A	N1-C6-N6	-8.84	113.30	118.60
54	BA	943	A	C5-C6-N1	8.84	122.12	117.70
54	BA	2088	A	N1-C6-N6	-8.84	113.30	118.60
38	BP	108	ARG	NE-CZ-NH2	8.83	124.72	120.30
21	AA	1197	A	N1-C6-N6	-8.83	113.30	118.60
54	BA	340	A	N1-C6-N6	-8.83	113.30	118.60
54	BA	1641	A	N1-C6-N6	-8.83	113.30	118.60
54	BA	2813	A	N1-C6-N6	-8.83	113.30	118.60
21	AA	182	A	N1-C6-N6	-8.83	113.30	118.60
31	BI	64	ARG	NE-CZ-NH1	8.83	124.71	120.30
54	BA	1593	A	N1-C6-N6	-8.83	113.30	118.60
54	BA	384	A	N1-C6-N6	-8.82	113.31	118.60
54	BA	1803	A	N1-C6-N6	-8.82	113.31	118.60
54	BA	2503	A	O4'-C1'-N9	8.82	115.25	108.20
21	AA	461	A	N1-C6-N6	-8.82	113.31	118.60
54	BA	1626	A	N1-C6-N6	-8.82	113.31	118.60
55	BB	34	A	N1-C6-N6	-8.81	113.31	118.60
54	BA	677	A	N1-C6-N6	-8.81	113.31	118.60
21	AA	81	A	N1-C6-N6	-8.81	113.31	118.60
54	BA	1387	A	N1-C6-N6	-8.80	113.32	118.60
21	AA	1256	A	N1-C6-N6	-8.80	113.32	118.60
21	AA	977	A	C5-C6-N1	8.79	122.10	117.70
21	AA	1188	A	N1-C6-N6	-8.79	113.33	118.60
39	BQ	27	ARG	NE-CZ-NH1	8.79	124.69	120.30
54	BA	2090	A	N1-C6-N6	-8.78	113.33	118.60
54	BA	2700	A	N1-C6-N6	-8.78	113.33	118.60
28	BF	149	ARG	NE-CZ-NH1	8.78	124.69	120.30
54	BA	2837	A	N1-C6-N6	-8.78	113.33	118.60
21	AA	482	A	N1-C6-N6	-8.78	113.33	118.60
54	BA	282	A	N1-C6-N6	-8.77	113.34	118.60
54	BA	1470	A	N1-C6-N6	-8.77	113.34	118.60
54	BA	941	A	N1-C6-N6	-8.77	113.34	118.60

Continued on next page...

Continued from previous page...

Mol	Chain	Res	Type	Atoms	Z	Observed(°)	Ideal(°)
54	BA	1919	A	N1-C6-N6	-8.76	113.34	118.60
10	AK	127	ARG	NE-CZ-NH1	8.76	124.68	120.30
14	AO	71	ARG	NE-CZ-NH1	8.76	124.68	120.30
21	AA	53	A	N1-C6-N6	-8.75	113.35	118.60
54	BA	706	A	N1-C6-N6	-8.75	113.35	118.60
21	AA	116	A	N1-C6-N6	-8.75	113.35	118.60
21	AA	1081	A	N1-C6-N6	-8.75	113.35	118.60
21	AA	1093	A	N1-C6-N6	-8.75	113.35	118.60
22	A1	2	G	O4'-C1'-N9	8.75	115.20	108.20
54	BA	931	U	O4'-C1'-N1	8.75	115.20	108.20
54	BA	49	A	N1-C6-N6	-8.74	113.36	118.60
54	BA	2281	A	N1-C6-N6	-8.74	113.36	118.60
21	AA	1167	A	C5-C6-N1	8.74	122.07	117.70
21	AA	1170	A	N1-C6-N6	-8.74	113.36	118.60
54	BA	2309	A	N1-C6-N6	-8.73	113.36	118.60
54	BA	126	A	N1-C6-N6	-8.73	113.36	118.60
21	AA	162	A	N1-C6-N6	-8.72	113.36	118.60
54	BA	899	A	N1-C6-N6	-8.71	113.37	118.60
54	BA	2799	A	N1-C6-N6	-8.71	113.37	118.60
21	AA	1349	A	N1-C6-N6	-8.71	113.38	118.60
21	AA	509	A	N1-C6-N6	-8.70	113.38	118.60
21	AA	1082	A	N1-C6-N6	-8.70	113.38	118.60
54	BA	1987	A	N1-C6-N6	-8.70	113.38	118.60
54	BA	2800	A	N1-C6-N6	-8.70	113.38	118.60
54	BA	1705	A	N1-C6-N6	-8.69	113.38	118.60
54	BA	1268	A	N1-C6-N6	-8.69	113.39	118.60
21	AA	687	A	N1-C6-N6	-8.69	113.39	118.60
21	AA	1357	A	N1-C6-N6	-8.69	113.39	118.60
21	AA	234	C	O4'-C1'-N1	8.69	115.15	108.20
21	AA	279	A	N1-C6-N6	-8.69	113.39	118.60
21	AA	1167	A	N1-C6-N6	-8.68	113.39	118.60
54	BA	825	A	N1-C6-N6	-8.68	113.39	118.60
54	BA	644	A	N1-C6-N6	-8.68	113.39	118.60
54	BA	1791	A	N1-C6-N6	-8.68	113.39	118.60
54	BA	1970	A	N1-C6-N6	-8.68	113.39	118.60
21	AA	349	A	N1-C6-N6	-8.67	113.40	118.60
54	BA	1872	A	N1-C6-N6	-8.67	113.39	118.60
54	BA	1789	A	N1-C6-N6	-8.67	113.40	118.60
21	AA	1155	A	N1-C6-N6	-8.66	113.40	118.60
21	AA	1465	A	N1-C6-N6	-8.66	113.40	118.60
54	BA	1755	A	N1-C6-N6	-8.65	113.41	118.60
21	AA	969	A	N1-C6-N6	-8.65	113.41	118.60

Continued on next page...

Continued from previous page...

Mol	Chain	Res	Type	Atoms	Z	Observed(°)	Ideal(°)
22	A1	9	A	N1-C6-N6	-8.65	113.41	118.60
21	AA	802	A	N1-C6-N6	-8.65	113.41	118.60
35	BM	59	ARG	NE-CZ-NH1	8.65	124.62	120.30
54	BA	156	A	N1-C6-N6	-8.65	113.41	118.60
13	AN	81	ARG	NE-CZ-NH1	8.64	124.62	120.30
54	BA	613	A	O4'-C1'-N9	8.64	115.11	108.20
21	AA	1333	A	N1-C6-N6	-8.64	113.42	118.60
54	BA	2614	A	N1-C6-N6	-8.64	113.42	118.60
21	AA	794	A	N1-C6-N6	-8.64	113.42	118.60
21	AA	865	A	N1-C6-N6	-8.64	113.42	118.60
21	AA	873	A	N1-C6-N6	-8.64	113.42	118.60
21	AA	412	A	N1-C6-N6	-8.63	113.42	118.60
54	BA	750	A	N1-C6-N6	-8.63	113.42	118.60
54	BA	1275	A	N1-C6-N6	-8.63	113.42	118.60
54	BA	2426	A	N1-C6-N6	-8.63	113.42	118.60
21	AA	777	A	N1-C6-N6	-8.62	113.42	118.60
54	BA	878	A	N1-C6-N6	-8.62	113.43	118.60
54	BA	896	A	N1-C6-N6	-8.62	113.43	118.60
54	BA	221	A	N1-C6-N6	-8.62	113.43	118.60
54	BA	782	A	N1-C6-N6	-8.62	113.43	118.60
21	AA	298	A	N1-C6-N6	-8.62	113.43	118.60
54	BA	323	C	N1-C2-O2	8.61	124.07	118.90
21	AA	300	A	N1-C6-N6	-8.61	113.44	118.60
54	BA	1936	A	N1-C6-N6	-8.61	113.44	118.60
54	BA	2799	A	O4'-C1'-N9	8.61	115.09	108.20
21	AA	172	A	N1-C6-N6	-8.61	113.44	118.60
54	BA	227	A	N1-C6-N6	-8.61	113.44	118.60
54	BA	2503	A	N1-C6-N6	-8.60	113.44	118.60
54	BA	2758	A	N1-C6-N6	-8.60	113.44	118.60
21	AA	790	A	N1-C6-N6	-8.60	113.44	118.60
54	BA	2471	A	N1-C6-N6	-8.60	113.44	118.60
21	AA	432	A	N1-C6-N6	-8.60	113.44	118.60
54	BA	244	A	N1-C6-N6	-8.60	113.44	118.60
21	AA	782	A	N1-C6-N6	-8.59	113.44	118.60
26	BD	128	ARG	NE-CZ-NH1	8.59	124.60	120.30
21	AA	608	A	N1-C6-N6	-8.59	113.45	118.60
21	AA	1410	A	N1-C6-N6	-8.59	113.45	118.60
54	BA	225	C	O4'-C1'-N1	8.59	115.07	108.20
21	AA	151	A	N1-C6-N6	-8.58	113.45	118.60
54	BA	2358	A	N1-C6-N6	-8.58	113.45	118.60
4	AE	92	ARG	NE-CZ-NH1	8.58	124.59	120.30
50	B1	5	ARG	NE-CZ-NH1	8.58	124.59	120.30

Continued on next page...

Continued from previous page...

Mol	Chain	Res	Type	Atoms	Z	Observed(°)	Ideal(°)
54	BA	1668	A	N1-C6-N6	-8.58	113.45	118.60
54	BA	2899	A	N1-C6-N6	-8.58	113.45	118.60
54	BA	1088	A	N1-C6-N6	-8.57	113.46	118.60
54	BA	2298	A	N1-C6-N6	-8.57	113.46	118.60
54	BA	2328	A	N1-C6-N6	-8.57	113.46	118.60
21	AA	572	A	N1-C6-N6	-8.57	113.46	118.60
54	BA	415	A	N1-C6-N6	-8.57	113.46	118.60
21	AA	814	A	N1-C6-N6	-8.57	113.46	118.60
54	BA	2741	A	N1-C6-N6	-8.56	113.46	118.60
7	AH	116	ARG	NE-CZ-NH1	8.56	124.58	120.30
54	BA	1665	A	N1-C6-N6	-8.56	113.46	118.60
54	BA	981	A	C5-C6-N1	8.56	121.98	117.70
54	BA	1553	A	N1-C6-N6	-8.56	113.47	118.60
54	BA	1632	A	N1-C6-N6	-8.56	113.47	118.60
21	AA	1168	U	O4'-C1'-N1	8.55	115.04	108.20
54	BA	1028	A	N1-C6-N6	-8.55	113.47	118.60
54	BA	172	A	N1-C6-N6	-8.55	113.47	118.60
54	BA	1353	A	N1-C6-N6	-8.55	113.47	118.60
54	BA	152	A	N1-C6-N6	-8.54	113.48	118.60
54	BA	547	A	N1-C6-N6	-8.52	113.49	118.60
6	AG	4	ARG	NE-CZ-NH1	8.52	124.56	120.30
21	AA	223	A	N1-C6-N6	-8.52	113.49	118.60
21	AA	1277	C	N3-C2-O2	-8.52	115.94	121.90
54	BA	1586	A	N1-C6-N6	-8.52	113.49	118.60
21	AA	995	C	N3-C2-O2	-8.51	115.94	121.90
54	BA	311	A	N1-C6-N6	-8.51	113.49	118.60
54	BA	1616	A	N1-C6-N6	-8.51	113.49	118.60
21	AA	98	A	N1-C6-N6	-8.51	113.49	118.60
54	BA	528	A	N1-C6-N6	-8.51	113.49	118.60
54	BA	1265	A	N1-C6-N6	-8.51	113.49	118.60
21	AA	1329	A	N1-C6-N6	-8.51	113.50	118.60
21	AA	251	G	O4'-C1'-N9	8.51	115.00	108.20
21	AA	1204	A	N1-C6-N6	-8.50	113.50	118.60
54	BA	457	A	N1-C6-N6	-8.50	113.50	118.60
54	BA	689	A	C5-C6-N1	8.50	121.95	117.70
54	BA	2114	A	N1-C6-N6	-8.50	113.50	118.60
54	BA	2887	A	N1-C6-N6	-8.50	113.50	118.60
21	AA	167	A	N1-C6-N6	-8.50	113.50	118.60
21	AA	174	A	N1-C6-N6	-8.50	113.50	118.60
54	BA	1285	A	N1-C6-N6	-8.50	113.50	118.60
54	BA	2119	A	N1-C6-N6	-8.50	113.50	118.60
54	BA	1569	A	N1-C6-N6	-8.49	113.50	118.60

Continued on next page...

Continued from previous page...

Mol	Chain	Res	Type	Atoms	Z	Observed(°)	Ideal(°)
22	A1	66	A	N1-C6-N6	-8.49	113.50	118.60
21	AA	1117	A	N1-C6-N6	-8.49	113.51	118.60
54	BA	1783	A	C5-C6-N1	8.49	121.94	117.70
54	BA	1889	A	N1-C6-N6	-8.49	113.51	118.60
8	AI	40	ARG	NE-CZ-NH1	8.49	124.54	120.30
12	AM	112	ARG	NE-CZ-NH1	8.48	124.54	120.30
54	BA	734	A	N1-C6-N6	-8.48	113.51	118.60
54	BA	1392	A	N1-C6-N6	-8.48	113.51	118.60
54	BA	1745	A	N1-C6-N6	-8.48	113.51	118.60
54	BA	2425	A	N1-C6-N6	-8.48	113.51	118.60
54	BA	1069	A	N1-C6-N6	-8.48	113.51	118.60
54	BA	1502	A	N1-C6-N6	-8.48	113.51	118.60
54	BA	1264	A	N1-C6-N6	-8.48	113.52	118.60
21	AA	459	A	N1-C6-N6	-8.47	113.52	118.60
54	BA	1347	A	N1-C6-N6	-8.47	113.52	118.60
54	BA	2705	A	N1-C6-N6	-8.47	113.52	118.60
54	BA	655	A	N1-C6-N6	-8.47	113.52	118.60
11	AL	120	ARG	NE-CZ-NH2	8.46	124.53	120.30
21	AA	345	C	N3-C2-O2	-8.46	115.97	121.90
54	BA	1213	A	C5-C6-N1	8.46	121.93	117.70
54	BA	64	A	N1-C6-N6	-8.46	113.52	118.60
54	BA	2423	U	O4'-C1'-N1	8.46	114.97	108.20
24	A3	22	A	N1-C6-N6	-8.46	113.52	118.60
54	BA	1544	A	N1-C6-N6	-8.46	113.53	118.60
54	BA	2868	A	N1-C6-N6	-8.46	113.53	118.60
54	BA	1525	A	N1-C6-N6	-8.45	113.53	118.60
21	AA	1101	A	N1-C6-N6	-8.44	113.53	118.60
54	BA	750	A	C5-C6-N1	8.45	121.92	117.70
54	BA	1288	G	O4'-C1'-N9	8.45	114.96	108.20
54	BA	1367	A	C5-C6-N1	8.45	121.92	117.70
54	BA	563	A	N1-C6-N6	-8.44	113.53	118.60
54	BA	2005	A	N1-C6-N6	-8.44	113.54	118.60
54	BA	2727	A	N1-C6-N6	-8.44	113.54	118.60
54	BA	2340	A	N1-C6-N6	-8.44	113.54	118.60
54	BA	2734	A	N1-C6-N6	-8.44	113.54	118.60
21	AA	160	A	N1-C6-N6	-8.43	113.54	118.60
38	BP	92	ARG	NE-CZ-NH1	8.43	124.52	120.30
21	AA	1430	A	N1-C6-N6	-8.43	113.54	118.60
54	BA	1077	A	N1-C6-N6	-8.43	113.54	118.60
54	BA	322	A	N1-C6-N6	-8.43	113.54	118.60
54	BA	2411	A	N1-C6-N6	-8.43	113.55	118.60
21	AA	1151	A	N1-C6-N6	-8.42	113.55	118.60

Continued on next page...

Continued from previous page...

Mol	Chain	Res	Type	Atoms	Z	Observed(°)	Ideal(°)
21	AA	640	A	N1-C6-N6	-8.42	113.55	118.60
54	BA	1205	A	N1-C6-N6	-8.42	113.55	118.60
21	AA	1238	A	N1-C6-N6	-8.41	113.55	118.60
21	AA	1433	A	C5-C6-N1	8.41	121.91	117.70
54	BA	1854	A	C5-C6-N1	8.41	121.91	117.70
54	BA	429	A	N1-C6-N6	-8.41	113.55	118.60
21	AA	535	A	C5-C6-N1	8.41	121.91	117.70
54	BA	1552	A	N1-C6-N6	-8.41	113.56	118.60
54	BA	2388	A	N1-C6-N6	-8.41	113.55	118.60
36	BN	71	ARG	NE-CZ-NH1	8.41	124.50	120.30
54	BA	330	A	N1-C6-N6	-8.41	113.56	118.60
54	BA	990	A	N1-C6-N6	-8.41	113.56	118.60
54	BA	1048	A	N1-C6-N6	-8.41	113.56	118.60
21	AA	1016	A	N1-C6-N6	-8.40	113.56	118.60
21	AA	26	A	N1-C6-N6	-8.40	113.56	118.60
30	BH	27	ARG	NE-CZ-NH1	8.39	124.50	120.30
27	BE	44	ARG	NE-CZ-NH1	8.39	124.50	120.30
54	BA	1080	A	N1-C6-N6	-8.39	113.57	118.60
54	BA	497	A	C5-C6-N1	8.39	121.89	117.70
21	AA	1200	C	N3-C2-O2	-8.39	116.03	121.90
54	BA	910	A	N1-C6-N6	-8.39	113.57	118.60
54	BA	2055	C	O4'-C1'-N1	8.39	114.91	108.20
21	AA	1163	A	N1-C6-N6	-8.39	113.57	118.60
54	BA	490	C	N1-C2-O2	8.38	123.93	118.90
54	BA	2058	A	N1-C6-N6	-8.38	113.57	118.60
21	AA	452	A	C5-C6-N1	8.38	121.89	117.70
54	BA	2711	A	N1-C6-N6	-8.38	113.57	118.60
21	AA	784	A	N1-C6-N6	-8.37	113.58	118.60
54	BA	1431	A	N1-C6-N6	-8.37	113.58	118.60
21	AA	1257	A	C5-C6-N1	8.37	121.89	117.70
54	BA	2378	A	N1-C6-N6	-8.37	113.58	118.60
38	BP	61	ARG	NE-CZ-NH1	8.37	124.48	120.30
54	BA	1932	A	N1-C6-N6	-8.37	113.58	118.60
54	BA	1912	A	N1-C6-N6	-8.36	113.58	118.60
54	BA	2080	A	N1-C6-N6	-8.37	113.58	118.60
6	AG	9	ARG	NE-CZ-NH1	8.36	124.48	120.30
21	AA	456	A	N1-C6-N6	-8.36	113.58	118.60
21	AA	1110	A	N1-C6-N6	-8.36	113.58	118.60
54	BA	1567	G	O4'-C1'-N9	8.36	114.89	108.20
21	AA	576	C	N3-C2-O2	-8.36	116.05	121.90
54	BA	1070	A	C5-C6-N1	8.36	121.88	117.70
54	BA	1597	A	N1-C6-N6	-8.36	113.59	118.60

Continued on next page...

Continued from previous page...

Mol	Chain	Res	Type	Atoms	Z	Observed(°)	Ideal(°)
54	BA	1615	C	N3-C2-O2	-8.35	116.05	121.90
55	BB	36	C	N3-C2-O2	-8.35	116.05	121.90
12	AM	92	ARG	NE-CZ-NH1	8.35	124.47	120.30
54	BA	1420	A	C5-C6-N1	8.35	121.87	117.70
21	AA	1289	A	N1-C6-N6	-8.35	113.59	118.60
54	BA	792	A	N1-C6-N6	-8.35	113.59	118.60
14	AO	57	ARG	NE-CZ-NH1	8.34	124.47	120.30
54	BA	270	A	C5-C6-N1	8.34	121.87	117.70
21	AA	1492	A	N1-C6-N6	-8.34	113.59	118.60
55	BB	66	A	N1-C6-N6	-8.34	113.59	118.60
54	BA	1699	G	O4'-C1'-N9	8.34	114.87	108.20
21	AA	1493	A	C5-C6-N1	8.34	121.87	117.70
21	AA	338	A	N1-C6-N6	-8.33	113.60	118.60
20	AU	32	ARG	NE-CZ-NH1	8.33	124.47	120.30
21	AA	559	A	N1-C6-N6	-8.33	113.60	118.60
54	BA	1057	A	N1-C6-N6	-8.33	113.60	118.60
54	BA	1266	G	O4'-C1'-N9	8.33	114.87	108.20
54	BA	94	A	N1-C6-N6	-8.33	113.60	118.60
54	BA	586	A	N1-C6-N6	-8.33	113.60	118.60
54	BA	1459	G	O4'-C1'-N9	8.33	114.86	108.20
21	AA	181	A	C5-C6-N1	8.33	121.86	117.70
21	AA	441	A	N1-C6-N6	-8.32	113.61	118.60
54	BA	2163	A	N1-C6-N6	-8.32	113.61	118.60
21	AA	164	G	O4'-C1'-N9	8.32	114.86	108.20
21	AA	246	A	N1-C6-N6	-8.32	113.61	118.60
21	AA	706	A	N1-C6-N6	-8.32	113.61	118.60
54	BA	219	A	C5-C6-N1	8.32	121.86	117.70
54	BA	1810	A	N1-C6-N6	-8.32	113.61	118.60
54	BA	1321	A	N1-C6-N6	-8.32	113.61	118.60
54	BA	1050	A	C5-C6-N1	8.32	121.86	117.70
54	BA	1253	A	N1-C6-N6	-8.31	113.61	118.60
21	AA	535	A	N1-C6-N6	-8.31	113.61	118.60
21	AA	1437	A	N1-C6-N6	-8.31	113.61	118.60
21	AA	50	A	N1-C6-N6	-8.31	113.61	118.60
54	BA	526	A	N1-C6-N6	-8.30	113.62	118.60
21	AA	665	A	C5-C6-N1	8.30	121.85	117.70
32	BJ	37	ARG	NE-CZ-NH1	8.30	124.45	120.30
54	BA	352	A	N1-C6-N6	-8.30	113.62	118.60
54	BA	2021	C	N3-C2-O2	-8.30	116.09	121.90
54	BA	2198	A	N1-C6-N6	-8.30	113.62	118.60
21	AA	807	A	N1-C6-N6	-8.29	113.63	118.60
54	BA	1254	A	C5-C6-N1	8.29	121.84	117.70

Continued on next page...

Continued from previous page...

Mol	Chain	Res	Type	Atoms	Z	Observed(°)	Ideal(°)
54	BA	1871	A	N1-C6-N6	-8.29	113.63	118.60
54	BA	118	A	C5-C6-N1	8.28	121.84	117.70
54	BA	1918	A	N1-C6-N6	-8.28	113.63	118.60
21	AA	152	A	C5-C6-N1	8.28	121.84	117.70
21	AA	1480	A	N1-C6-N6	-8.27	113.64	118.60
54	BA	1650	A	N1-C6-N6	-8.27	113.64	118.60
21	AA	1447	A	C5-C6-N1	8.27	121.83	117.70
21	AA	1518	A	N1-C6-N6	-8.27	113.64	118.60
54	BA	2602	A	C5-C6-N1	8.27	121.83	117.70
21	AA	1531	A	C5-C6-N1	8.27	121.83	117.70
54	BA	1618	A	C5-C6-N1	8.27	121.83	117.70
54	BA	2055	C	N3-C2-O2	-8.27	116.11	121.90
12	AM	2	ARG	NE-CZ-NH1	8.26	124.43	120.30
54	BA	1434	A	C5-C6-N1	8.26	121.83	117.70
56	B5	134	ARG	NE-CZ-NH1	8.26	124.43	120.30
54	BA	2327	A	N1-C6-N6	-8.26	113.64	118.60
54	BA	1596	A	N1-C6-N6	-8.26	113.65	118.60
54	BA	2114	A	C5-C6-N1	8.26	121.83	117.70
54	BA	2660	A	N1-C6-N6	-8.26	113.65	118.60
54	BA	404	A	N1-C6-N6	-8.25	113.65	118.60
24	A3	44	A	N1-C6-N6	-8.25	113.65	118.60
3	AD	127	ARG	NE-CZ-NH1	8.25	124.42	120.30
28	BF	94	ARG	NE-CZ-NH1	8.25	124.42	120.30
54	BA	2126	A	N1-C6-N6	-8.24	113.65	118.60
21	AA	320	A	N1-C6-N6	-8.24	113.66	118.60
21	AA	1499	A	N1-C6-N6	-8.24	113.66	118.60
54	BA	103	A	N1-C6-N6	-8.24	113.65	118.60
54	BA	1609	A	N1-C6-N6	-8.24	113.65	118.60
54	BA	1342	A	N1-C6-N6	-8.24	113.66	118.60
54	BA	1757	A	N1-C6-N6	-8.24	113.66	118.60
21	AA	1080	A	N1-C6-N6	-8.24	113.66	118.60
21	AA	1227	A	C5-C6-N1	8.24	121.82	117.70
25	BC	216	ARG	NE-CZ-NH1	8.24	124.42	120.30
54	BA	1040	A	C5-C6-N1	8.24	121.82	117.70
54	BA	668	A	N1-C6-N6	-8.23	113.66	118.60
18	AS	2	ARG	NE-CZ-NH1	8.23	124.42	120.30
21	AA	946	A	N1-C6-N6	-8.23	113.66	118.60
54	BA	255	A	N1-C6-N6	-8.23	113.66	118.60
54	BA	2736	A	N1-C6-N6	-8.23	113.66	118.60
21	AA	579	A	N1-C6-N6	-8.23	113.66	118.60
21	AA	696	A	N1-C6-N6	-8.23	113.66	118.60
1	AB	94	ARG	NE-CZ-NH1	8.23	124.41	120.30

Continued on next page...

Continued from previous page...

Mol	Chain	Res	Type	Atoms	Z	Observed(°)	Ideal(°)
11	AL	85	ARG	NE-CZ-NH1	8.23	124.41	120.30
21	AA	1213	A	N1-C6-N6	-8.23	113.66	118.60
54	BA	118	A	N1-C6-N6	-8.22	113.67	118.60
54	BA	522	A	C5-C6-N1	8.22	121.81	117.70
21	AA	87	C	N3-C2-O2	-8.22	116.15	121.90
21	AA	395	C	N3-C2-O2	-8.22	116.15	121.90
21	AA	1275	A	N1-C6-N6	-8.22	113.67	118.60
54	BA	1819	A	C5-C6-N1	8.22	121.81	117.70
21	AA	236	A	N1-C6-N6	-8.21	113.67	118.60
54	BA	742	A	N1-C6-N6	-8.21	113.67	118.60
54	BA	981	A	N1-C6-N6	-8.21	113.67	118.60
54	BA	1046	A	O4'-C1'-N9	8.21	114.77	108.20
21	AA	596	A	C5-C6-N1	8.21	121.80	117.70
21	AA	648	A	N1-C6-N6	-8.21	113.68	118.60
21	AA	1080	A	C5-C6-N1	8.21	121.80	117.70
54	BA	1214	A	N1-C6-N6	-8.20	113.68	118.60
54	BA	1773	A	N1-C6-N6	-8.20	113.68	118.60
21	AA	767	A	C5-C6-N1	8.19	121.80	117.70
54	BA	735	A	N1-C6-N6	-8.19	113.69	118.60
54	BA	2171	A	N1-C6-N6	-8.19	113.69	118.60
21	AA	364	A	N1-C6-N6	-8.18	113.69	118.60
36	BN	17	ARG	NE-CZ-NH1	8.18	124.39	120.30
54	BA	1144	A	N1-C6-N6	-8.18	113.69	118.60
54	BA	1286	A	C5-C6-N1	8.18	121.79	117.70
54	BA	2565	A	N1-C6-N6	-8.18	113.69	118.60
21	AA	16	A	C5-C6-N1	8.18	121.79	117.70
54	BA	983	A	N1-C6-N6	-8.18	113.69	118.60
54	BA	1143	A	N1-C6-N6	-8.18	113.69	118.60
21	AA	629	A	C5-C6-N1	8.17	121.79	117.70
21	AA	8	A	C5-C6-N1	8.17	121.78	117.70
37	BO	81	ARG	NE-CZ-NH1	8.17	124.39	120.30
54	BA	2778	A	N1-C6-N6	-8.17	113.70	118.60
54	BA	2061	G	O4'-C1'-N9	8.16	114.73	108.20
21	AA	635	A	N1-C6-N6	-8.16	113.70	118.60
21	AA	1456	A	N1-C6-N6	-8.16	113.70	118.60
44	BV	18	ARG	NE-CZ-NH1	8.16	124.38	120.30
11	AL	53	ARG	NE-CZ-NH1	8.16	124.38	120.30
54	BA	1086	A	C5-C6-N1	8.16	121.78	117.70
21	AA	189	A	N1-C6-N6	-8.15	113.71	118.60
54	BA	2740	A	C5-C6-N1	8.15	121.78	117.70
54	BA	1088	A	C5-C6-N1	8.15	121.78	117.70
54	BA	53	A	N1-C6-N6	-8.15	113.71	118.60

Continued on next page...

Continued from previous page...

Mol	Chain	Res	Type	Atoms	Z	Observed(°)	Ideal(°)
37	BO	25	ARG	NE-CZ-NH1	8.15	124.37	120.30
54	BA	751	A	N1-C6-N6	-8.14	113.72	118.60
54	BA	996	A	N1-C6-N6	-8.14	113.72	118.60
54	BA	1032	A	N1-C6-N6	-8.14	113.72	118.60
54	BA	614	A	N1-C6-N6	-8.13	113.72	118.60
5	AF	91	ARG	NE-CZ-NH1	8.13	124.36	120.30
21	AA	1239	A	N1-C6-N6	-8.13	113.72	118.60
21	AA	1012	A	N1-C6-N6	-8.13	113.72	118.60
21	AA	1214	C	O4'-C1'-N1	8.13	114.70	108.20
13	AN	24	ARG	NE-CZ-NH1	8.12	124.36	120.30
54	BA	1783	A	N1-C6-N6	-8.12	113.73	118.60
54	BA	91	A	N1-C6-N6	-8.12	113.73	118.60
54	BA	715	A	N1-C6-N6	-8.12	113.73	118.60
54	BA	1654	A	C5-C6-N1	8.12	121.76	117.70
54	BA	2469	A	N1-C6-N6	-8.12	113.73	118.60
55	BB	58	A	N1-C6-N6	-8.12	113.73	118.60
21	AA	501	C	N1-C2-O2	8.12	123.77	118.90
54	BA	896	A	C5-C6-N1	8.12	121.76	117.70
54	BA	973	A	C5-C6-N1	8.12	121.76	117.70
54	BA	429	A	C5-C6-N1	8.11	121.76	117.70
21	AA	353	A	C5-C6-N1	8.11	121.76	117.70
21	AA	344	A	C5-C6-N1	8.11	121.75	117.70
21	AA	371	A	C5-C6-N1	8.11	121.75	117.70
54	BA	1809	A	N1-C6-N6	-8.11	113.73	118.60
54	BA	2792	A	N1-C6-N6	-8.11	113.73	118.60
54	BA	522	A	N1-C6-N6	-8.10	113.74	118.60
54	BA	2733	A	N1-C6-N6	-8.10	113.74	118.60
21	AA	815	A	N1-C6-N6	-8.10	113.74	118.60
1	AB	34	ARG	NE-CZ-NH1	8.09	124.35	120.30
21	AA	1183	U	N3-C2-O2	-8.09	116.54	122.20
54	BA	146	A	N1-C6-N6	-8.09	113.75	118.60
21	AA	1519	A	C5-C6-N1	8.09	121.74	117.70
54	BA	1580	A	N1-C6-N6	-8.09	113.75	118.60
21	AA	465	A	C5-C6-N1	8.09	121.74	117.70
21	AA	1299	A	C5-C6-N1	8.09	121.74	117.70
54	BA	1020	A	N1-C6-N6	-8.09	113.75	118.60
54	BA	1808	A	N1-C6-N6	-8.09	113.75	118.60
54	BA	2266	A	N1-C6-N6	-8.09	113.75	118.60
54	BA	372	G	O4'-C1'-N9	8.08	114.67	108.20
54	BA	742	A	C5-C6-N1	8.08	121.74	117.70
54	BA	1156	A	N1-C6-N6	-8.08	113.75	118.60
54	BA	1490	A	N1-C6-N6	-8.08	113.75	118.60

Continued on next page...

Continued from previous page...

Mol	Chain	Res	Type	Atoms	Z	Observed(°)	Ideal(°)
54	BA	1899	A	C5-C6-N1	8.08	121.74	117.70
54	BA	423	A	N1-C6-N6	-8.08	113.75	118.60
54	BA	2129	C	N3-C2-O2	-8.08	116.24	121.90
54	BA	2725	A	N1-C6-N6	-8.08	113.75	118.60
33	BK	31	ARG	NE-CZ-NH1	8.08	124.34	120.30
54	BA	508	A	N1-C6-N6	-8.08	113.75	118.60
54	BA	1069	A	C5-C6-N1	8.07	121.74	117.70
54	BA	2369	A	N1-C6-N6	-8.07	113.75	118.60
54	BA	2105	U	O4'-C1'-N1	8.07	114.66	108.20
47	BY	23	ARG	NE-CZ-NH1	8.07	124.34	120.30
54	BA	1314	C	N1-C2-O2	8.07	123.74	118.90
21	AA	915	A	N1-C6-N6	-8.07	113.76	118.60
38	BP	71	ARG	NE-CZ-NH1	8.07	124.33	120.30
54	BA	1672	A	C5-C6-N1	8.07	121.73	117.70
37	BO	16	ARG	NE-CZ-NH1	8.06	124.33	120.30
54	BA	119	A	C5-C6-N1	8.06	121.73	117.70
54	BA	265	A	C5-C6-N1	8.06	121.73	117.70
54	BA	730	A	N1-C6-N6	-8.06	113.76	118.60
54	BA	2270	A	C5-C6-N1	8.06	121.73	117.70
15	AP	31	ARG	NE-CZ-NH1	8.06	124.33	120.30
21	AA	238	A	N1-C6-N6	-8.05	113.77	118.60
54	BA	515	A	C5-C6-N1	8.05	121.73	117.70
21	AA	243	A	N1-C6-N6	-8.05	113.77	118.60
54	BA	670	A	N1-C6-N6	-8.05	113.77	118.60
54	BA	2003	A	C5-C6-N1	8.05	121.72	117.70
54	BA	1497	U	O4'-C1'-N1	8.04	114.64	108.20
54	BA	2311	A	N1-C6-N6	-8.05	113.77	118.60
55	BB	29	A	C5-C6-N1	8.05	121.72	117.70
54	BA	2297	A	C5-C6-N1	8.04	121.72	117.70
54	BA	2589	A	N1-C6-N6	-8.04	113.77	118.60
21	AA	382	A	N1-C6-N6	-8.04	113.78	118.60
21	AA	1004	A	N1-C6-N6	-8.04	113.77	118.60
27	BE	170	ARG	NE-CZ-NH1	8.04	124.32	120.30
54	BA	756	A	N1-C6-N6	-8.04	113.78	118.60
21	AA	44	A	C5-C6-N1	8.04	121.72	117.70
21	AA	1287	A	C5-C6-N1	8.04	121.72	117.70
54	BA	1367	A	N1-C6-N6	-8.04	113.78	118.60
54	BA	1548	A	N1-C6-N6	-8.04	113.78	118.60
22	A1	38	A	C5-C6-N1	8.03	121.72	117.70
22	A1	38	A	N1-C6-N6	-8.04	113.78	118.60
54	BA	1528	A	N1-C6-N6	-8.04	113.78	118.60
54	BA	1928	A	N1-C6-N6	-8.03	113.78	118.60

Continued on next page...

Continued from previous page...

Mol	Chain	Res	Type	Atoms	Z	Observed(°)	Ideal(°)
21	AA	95	C	N3-C2-O2	-8.03	116.28	121.90
54	BA	422	A	N1-C6-N6	-8.03	113.78	118.60
54	BA	1378	A	N1-C6-N6	-8.03	113.78	118.60
54	BA	1433	A	N1-C6-N6	-8.03	113.78	118.60
23	A2	91	A	N1-C6-N6	-8.03	113.78	118.60
54	BA	877	A	N1-C6-N6	-8.03	113.78	118.60
54	BA	1913	A	N1-C6-N6	-8.03	113.78	118.60
34	BL	47	ARG	NE-CZ-NH1	8.03	124.31	120.30
54	BA	1439	A	N1-C6-N6	-8.02	113.79	118.60
54	BA	1021	A	C5-C6-N1	8.02	121.71	117.70
25	BC	174	ARG	NE-CZ-NH2	-8.02	116.29	120.30
54	BA	721	A	N1-C6-N6	-8.02	113.79	118.60
54	BA	1579	A	C5-C6-N1	8.01	121.71	117.70
54	BA	2381	A	N1-C6-N6	-8.01	113.79	118.60
54	BA	2426	A	C5-C6-N1	8.01	121.71	117.70
54	BA	1385	A	N1-C6-N6	-8.01	113.79	118.60
21	AA	262	A	C5-C6-N1	8.01	121.70	117.70
54	BA	1050	A	N1-C6-N6	-8.01	113.80	118.60
24	A3	36	A	N1-C6-N6	-8.01	113.80	118.60
54	BA	1392	A	C5-C6-N1	8.01	121.70	117.70
55	BB	108	A	N1-C6-N6	-8.01	113.80	118.60
25	BC	155	ARG	NE-CZ-NH1	8.00	124.30	120.30
10	AK	126	ARG	NE-CZ-NH1	8.00	124.30	120.30
54	BA	1780	A	N1-C6-N6	-8.00	113.80	118.60
54	BA	1469	A	C5-C6-N1	8.00	121.70	117.70
54	BA	391	A	C5-C6-N1	7.99	121.70	117.70
54	BA	204	A	C5-C6-N1	7.99	121.70	117.70
54	BA	2033	A	N1-C6-N6	-7.99	113.81	118.60
54	BA	2281	A	C5-C6-N1	7.99	121.69	117.70
12	AM	106	ARG	C-N-CA	7.99	141.67	121.70
54	BA	449	A	N1-C6-N6	-7.99	113.81	118.60
54	BA	1204	A	N1-C6-N6	-7.99	113.81	118.60
54	BA	2590	A	N1-C6-N6	-7.99	113.81	118.60
21	AA	26	A	C5-C6-N1	7.99	121.69	117.70
54	BA	1304	A	C4-C5-C6	-7.99	113.01	117.00
54	BA	2726	A	C5-C6-N1	7.99	121.69	117.70
54	BA	2306	C	N3-C2-O2	-7.98	116.31	121.90
21	AA	621	A	N1-C6-N6	-7.98	113.81	118.60
54	BA	195	A	N1-C6-N6	-7.98	113.81	118.60
54	BA	1784	A	C5-C6-N1	7.98	121.69	117.70
54	BA	1870	C	N3-C2-O2	-7.98	116.31	121.90
54	BA	401	A	N1-C6-N6	-7.98	113.81	118.60

Continued on next page...

Continued from previous page...

Mol	Chain	Res	Type	Atoms	Z	Observed(°)	Ideal(°)
54	BA	1419	A	C5-C6-N1	7.98	121.69	117.70
54	BA	2547	A	N1-C6-N6	-7.98	113.81	118.60
21	AA	1111	A	N1-C6-N6	-7.98	113.81	118.60
54	BA	1451	C	N3-C2-O2	-7.98	116.32	121.90
54	BA	1700	A	N1-C6-N6	-7.98	113.81	118.60
21	AA	676	A	C5-C6-N1	7.97	121.69	117.70
54	BA	342	A	C5-C6-N1	7.97	121.69	117.70
21	AA	1145	A	C5-C6-N1	7.97	121.69	117.70
54	BA	574	A	N1-C6-N6	-7.97	113.82	118.60
54	BA	2632	A	C4-C5-C6	-7.97	113.01	117.00
54	BA	1085	A	C5-C6-N1	7.97	121.68	117.70
54	BA	2662	A	N1-C6-N6	-7.97	113.82	118.60
54	BA	990	A	C5-C6-N1	7.97	121.68	117.70
54	BA	2435	A	C5-C6-N1	7.97	121.68	117.70
44	BV	93	ARG	NE-CZ-NH1	7.96	124.28	120.30
54	BA	1477	A	N1-C6-N6	-7.96	113.82	118.60
54	BA	1871	A	O4'-C1'-N9	7.96	114.57	108.20
54	BA	1084	A	C5-C6-N1	7.96	121.68	117.70
56	B5	162	ARG	NE-CZ-NH1	7.96	124.28	120.30
54	BA	2749	A	N1-C6-N6	-7.96	113.82	118.60
21	AA	873	A	C5-C6-N1	7.96	121.68	117.70
54	BA	1735	A	C5-C6-N1	7.96	121.68	117.70
54	BA	1495	A	N1-C6-N6	-7.96	113.83	118.60
21	AA	1287	A	C4-C5-C6	-7.96	113.02	117.00
54	BA	2706	A	N1-C6-N6	-7.96	113.83	118.60
25	BC	68	ARG	NE-CZ-NH1	7.95	124.28	120.30
21	AA	547	A	C5-C6-N1	7.95	121.67	117.70
21	AA	120	A	C5-C6-N1	7.95	121.67	117.70
11	AL	82	ARG	NE-CZ-NH1	7.95	124.27	120.30
21	AA	119	A	N1-C6-N6	-7.95	113.83	118.60
21	AA	878	A	N1-C6-N6	-7.95	113.83	118.60
8	AI	124	PRO	CA-N-CD	-7.95	100.38	111.50
54	BA	344	A	N1-C6-N6	-7.95	113.83	118.60
54	BA	513	A	C5-C6-N1	7.95	121.67	117.70
7	AH	83	ARG	NE-CZ-NH1	7.94	124.27	120.30
21	AA	1431	A	N1-C6-N6	-7.94	113.83	118.60
54	BA	1008	A	N1-C6-N6	-7.94	113.83	118.60
54	BA	74	A	C5-C6-N1	7.94	121.67	117.70
21	AA	1429	A	C4-C5-C6	-7.94	113.03	117.00
54	BA	833	A	N1-C6-N6	-7.94	113.84	118.60
54	BA	2135	A	C5-C6-N1	7.94	121.67	117.70
21	AA	1288	A	N1-C6-N6	-7.93	113.84	118.60

Continued on next page...

Continued from previous page...

Mol	Chain	Res	Type	Atoms	Z	Observed(°)	Ideal(°)
54	BA	2750	A	C5-C6-N1	7.93	121.67	117.70
21	AA	412	A	C5-C6-N1	7.93	121.67	117.70
54	BA	983	A	C5-C6-N1	7.93	121.67	117.70
54	BA	1625	C	N3-C2-O2	-7.93	116.35	121.90
21	AA	280	C	N3-C2-O2	-7.93	116.35	121.90
21	AA	1196	A	N1-C6-N6	-7.93	113.84	118.60
54	BA	1028	A	C5-C6-N1	7.93	121.66	117.70
21	AA	1274	A	C5-C6-N1	7.93	121.66	117.70
54	BA	270	A	N1-C6-N6	-7.93	113.84	118.60
54	BA	1385	A	C5-C6-N1	7.93	121.66	117.70
21	AA	152	A	C4-C5-C6	-7.92	113.04	117.00
25	BC	79	ARG	NE-CZ-NH1	7.92	124.26	120.30
54	BA	428	A	N1-C6-N6	-7.92	113.85	118.60
54	BA	608	A	N1-C6-N6	-7.92	113.85	118.60
54	BA	1189	A	N1-C6-N6	-7.92	113.85	118.60
21	AA	162	A	C5-C6-N1	7.92	121.66	117.70
54	BA	504	A	C5-C6-N1	7.92	121.66	117.70
21	AA	968	A	N1-C6-N6	-7.92	113.85	118.60
54	BA	1654	A	N1-C6-N6	-7.92	113.85	118.60
21	AA	19	A	N1-C6-N6	-7.92	113.85	118.60
54	BA	71	A	C5-C6-N1	7.92	121.66	117.70
11	AL	113	ARG	NE-CZ-NH1	7.92	124.26	120.30
54	BA	1073	A	O4'-C1'-N9	7.92	114.53	108.20
16	AQ	5	ARG	NE-CZ-NH1	7.92	124.26	120.30
21	AA	451	A	N1-C6-N6	-7.92	113.85	118.60
54	BA	943	A	N1-C6-N6	-7.91	113.85	118.60
54	BA	959	A	N1-C6-N6	-7.91	113.85	118.60
54	BA	1095	A	C5-C6-N1	7.91	121.66	117.70
21	AA	1346	A	N1-C6-N6	-7.91	113.85	118.60
54	BA	1626	A	C5-C6-N1	7.91	121.66	117.70
21	AA	574	A	C5-C6-N1	7.91	121.65	117.70
21	AA	1503	A	C5-C6-N1	7.91	121.65	117.70
54	BA	1460	U	O4'-C1'-N1	7.91	114.53	108.20
21	AA	363	A	C5-C6-N1	7.91	121.65	117.70
54	BA	139	U	O4'-C1'-N1	7.91	114.53	108.20
21	AA	197	A	N1-C6-N6	-7.91	113.86	118.60
47	BY	47	ARG	NE-CZ-NH1	7.91	124.25	120.30
54	BA	1755	A	C5-C6-N1	7.91	121.65	117.70
15	AP	5	ARG	NE-CZ-NH1	7.90	124.25	120.30
54	BA	1522	A	N1-C6-N6	-7.90	113.86	118.60
22	A1	76	A	C5-C6-N6	7.90	130.02	123.70
31	BI	133	ARG	NE-CZ-NH1	7.90	124.25	120.30

Continued on next page...

Continued from previous page...

Mol	Chain	Res	Type	Atoms	Z	Observed(°)	Ideal(°)
54	BA	502	A	N1-C6-N6	-7.90	113.86	118.60
54	BA	1129	A	C5-C6-N1	7.90	121.65	117.70
54	BA	1610	A	N1-C6-N6	-7.90	113.86	118.60
54	BA	2587	A	C5-C6-N1	7.90	121.65	117.70
54	BA	2776	A	N1-C6-N6	-7.90	113.86	118.60
21	AA	1005	A	C5-C6-N1	7.90	121.65	117.70
54	BA	2577	A	N1-C6-N6	-7.90	113.86	118.60
21	AA	1441	A	C5-C6-N1	7.89	121.65	117.70
54	BA	432	A	N1-C6-N6	-7.89	113.86	118.60
54	BA	1773	A	C5-C6-N1	7.89	121.65	117.70
54	BA	2126	A	O4'-C1'-N9	7.89	114.52	108.20
15	AP	28	ARG	NE-CZ-NH1	7.89	124.25	120.30
54	BA	368	A	N1-C6-N6	-7.89	113.86	118.60
54	BA	867	C	N3-C2-O2	-7.89	116.38	121.90
54	BA	793	A	C5-C6-N1	7.89	121.65	117.70
21	AA	1375	A	N1-C6-N6	-7.89	113.87	118.60
41	BS	25	ARG	NE-CZ-NH1	7.89	124.24	120.30
54	BA	2856	A	N1-C6-N6	-7.89	113.87	118.60
54	BA	278	A	C5-C6-N1	7.88	121.64	117.70
54	BA	845	A	C5-C6-N1	7.88	121.64	117.70
21	AA	415	A	C5-C6-N1	7.88	121.64	117.70
21	AA	461	A	C5-C6-N1	7.88	121.64	117.70
55	BB	104	A	N1-C6-N6	-7.88	113.87	118.60
54	BA	2829	A	N1-C6-N6	-7.88	113.87	118.60
54	BA	1690	A	N1-C6-N6	-7.87	113.88	118.60
54	BA	2297	A	N1-C6-N6	-7.87	113.88	118.60
7	AH	113	ARG	NE-CZ-NH1	7.87	124.23	120.30
54	BA	800	A	N1-C6-N6	-7.87	113.88	118.60
21	AA	1169	A	N1-C6-N6	-7.87	113.88	118.60
21	AA	309	A	C5-C6-N1	7.87	121.63	117.70
54	BA	1070	A	N1-C6-N6	-7.87	113.88	118.60
54	BA	1211	C	N3-C2-O2	-7.87	116.39	121.90
54	BA	2322	A	N1-C6-N6	-7.87	113.88	118.60
54	BA	2418	A	C4-C5-C6	-7.87	113.07	117.00
54	BA	2497	A	C5-C6-N1	7.87	121.63	117.70
21	AA	764	C	N3-C2-O2	-7.86	116.39	121.90
54	BA	2311	A	C5-C6-N1	7.86	121.63	117.70
54	BA	727	A	C5-C6-N1	7.86	121.63	117.70
54	BA	2518	A	N1-C6-N6	-7.86	113.88	118.60
54	BA	2284	A	N1-C6-N6	-7.86	113.89	118.60
21	AA	519	C	N3-C2-O2	-7.86	116.40	121.90
21	AA	629	A	N1-C6-N6	-7.86	113.89	118.60

Continued on next page...

Continued from previous page...

Mol	Chain	Res	Type	Atoms	Z	Observed(°)	Ideal(°)
22	A1	35	A	C5-C6-N1	7.86	121.63	117.70
54	BA	2094	A	N1-C6-N6	-7.86	113.89	118.60
21	AA	1396	A	C4-C5-C6	-7.86	113.07	117.00
25	BC	174	ARG	NE-CZ-NH1	7.86	124.23	120.30
54	BA	1700	A	C5-C6-N1	7.86	121.63	117.70
54	BA	1762	A	N1-C6-N6	-7.85	113.89	118.60
21	AA	78	A	N1-C6-N6	-7.85	113.89	118.60
54	BA	2212	A	N1-C6-N6	-7.85	113.89	118.60
54	BA	1535	A	C5-C6-N1	7.85	121.62	117.70
54	BA	2518	A	O4'-C1'-N9	7.85	114.48	108.20
54	BA	505	A	N1-C6-N6	-7.85	113.89	118.60
22	A1	47	U	C1'-O4'-C4'	-7.85	103.62	109.90
54	BA	2761	A	C5-C6-N1	7.85	121.62	117.70
54	BA	2781	A	N1-C6-N6	-7.84	113.89	118.60
54	BA	2062	A	C5-C6-N1	7.84	121.62	117.70
21	AA	373	A	C5-C6-N1	7.84	121.62	117.70
21	AA	665	A	C4-C5-C6	-7.83	113.08	117.00
21	AA	1004	A	C5-C6-N1	7.83	121.62	117.70
54	BA	1978	A	N1-C6-N6	-7.83	113.90	118.60
21	AA	513	C	N3-C2-O2	-7.83	116.42	121.90
54	BA	89	A	N1-C6-N6	-7.83	113.90	118.60
54	BA	2037	A	C5-C6-N1	7.83	121.61	117.70
21	AA	238	A	C5-C6-N1	7.83	121.61	117.70
3	AD	114	ARG	NE-CZ-NH1	7.83	124.21	120.30
54	BA	1847	A	C5-C6-N1	7.83	121.61	117.70
21	AA	65	A	C5-C6-N1	7.82	121.61	117.70
21	AA	935	A	N1-C6-N6	-7.82	113.91	118.60
54	BA	2513	A	C5-C6-N1	7.82	121.61	117.70
21	AA	71	A	N1-C6-N6	-7.82	113.91	118.60
22	A1	73	A	C5-C6-N1	7.82	121.61	117.70
54	BA	195	A	C5-C6-N1	7.82	121.61	117.70
54	BA	2037	A	N1-C6-N6	-7.82	113.91	118.60
16	AQ	10	ARG	NE-CZ-NH1	7.82	124.21	120.30
54	BA	2823	A	N1-C6-N6	-7.82	113.91	118.60
54	BA	2063	C	N3-C2-O2	-7.81	116.43	121.90
54	BA	2147	A	C5-C6-N1	7.81	121.61	117.70
54	BA	2407	A	N1-C6-N6	-7.81	113.91	118.60
21	AA	129	A	N1-C6-N6	-7.81	113.91	118.60
21	AA	130	A	C5-C6-N1	7.81	121.61	117.70
54	BA	572	A	N1-C6-N6	-7.81	113.91	118.60
54	BA	1365	A	N1-C6-N6	-7.81	113.91	118.60
21	AA	279	A	C5-C6-N1	7.81	121.61	117.70

Continued on next page...

Continued from previous page...

Mol	Chain	Res	Type	Atoms	Z	Observed(°)	Ideal(°)
54	BA	820	A	C5-C6-N1	7.81	121.60	117.70
54	BA	1669	A	N1-C6-N6	-7.81	113.92	118.60
21	AA	8	A	N1-C6-N6	-7.81	113.92	118.60
43	BU	5	ARG	NE-CZ-NH1	7.81	124.20	120.30
54	BA	1552	A	O4'-C1'-N9	7.81	114.45	108.20
21	AA	533	A	N1-C6-N6	-7.81	113.92	118.60
21	AA	50	A	C5-C6-N1	7.80	121.60	117.70
54	BA	19	A	N1-C6-N6	-7.80	113.92	118.60
54	BA	1534	U	O4'-C1'-N1	7.80	114.44	108.20
54	BA	1387	A	C5-C6-N1	7.80	121.60	117.70
54	BA	2288	A	C5-C6-N1	7.80	121.60	117.70
54	BA	2366	A	N1-C6-N6	-7.80	113.92	118.60
21	AA	414	A	N1-C6-N6	-7.79	113.92	118.60
21	AA	523	A	N1-C6-N6	-7.79	113.92	118.60
55	BB	80	U	O4'-C1'-N1	7.79	114.44	108.20
21	AA	1398	A	C5-C6-N1	7.79	121.60	117.70
54	BA	5	A	N1-C6-N6	-7.79	113.92	118.60
54	BA	1057	A	C5-C6-N1	7.79	121.60	117.70
54	BA	1635	A	C5-C6-N1	7.79	121.60	117.70
54	BA	2475	C	N3-C2-O2	-7.79	116.45	121.90
21	AA	702	A	C5-C6-N1	7.79	121.59	117.70
54	BA	2432	A	N1-C6-N6	-7.79	113.93	118.60
21	AA	509	A	C5-C6-N1	7.79	121.59	117.70
54	BA	52	A	N1-C6-N6	-7.79	113.93	118.60
54	BA	241	A	C5-C6-N1	7.79	121.59	117.70
54	BA	582	A	N1-C6-N6	-7.79	113.93	118.60
4	AE	137	ARG	NE-CZ-NH1	7.78	124.19	120.30
54	BA	507	A	C5-C6-N1	7.78	121.59	117.70
54	BA	972	A	N1-C6-N6	-7.78	113.93	118.60
54	BA	1134	A	C5-C6-N1	7.78	121.59	117.70
21	AA	1246	A	C4-C5-C6	-7.78	113.11	117.00
54	BA	2799	A	C5-C6-N1	7.78	121.59	117.70
54	BA	342	A	N1-C6-N6	-7.78	113.93	118.60
54	BA	742	A	C4-C5-C6	-7.78	113.11	117.00
54	BA	1669	A	C5-C6-N1	7.78	121.59	117.70
54	BA	2406	A	N1-C6-N6	-7.78	113.93	118.60
54	BA	1246	A	N1-C6-N6	-7.78	113.93	118.60
21	AA	393	A	C4-C5-C6	-7.78	113.11	117.00
21	AA	1507	A	N1-C6-N6	-7.78	113.93	118.60
54	BA	752	A	N1-C6-N6	-7.78	113.94	118.60
54	BA	299	A	N1-C6-N6	-7.77	113.94	118.60
54	BA	1545	A	C5-C6-N1	7.77	121.59	117.70

Continued on next page...

Continued from previous page...

Mol	Chain	Res	Type	Atoms	Z	Observed(°)	Ideal(°)
54	BA	447	A	C5-C6-N1	7.77	121.59	117.70
4	AE	156	ARG	NE-CZ-NH1	7.77	124.19	120.30
21	AA	560	A	C5-C6-N1	7.77	121.58	117.70
54	BA	38	A	C4-C5-C6	-7.77	113.11	117.00
54	BA	1247	A	N1-C6-N6	-7.77	113.94	118.60
21	AA	676	A	N1-C6-N6	-7.77	113.94	118.60
54	BA	199	A	C5-C6-N1	7.77	121.58	117.70
21	AA	595	A	C5-C6-N1	7.76	121.58	117.70
36	BN	103	ARG	NE-CZ-NH1	7.76	124.18	120.30
21	AA	120	A	N1-C6-N6	-7.75	113.95	118.60
21	AA	1456	A	C5-C6-N1	7.75	121.58	117.70
54	BA	1689	A	C5-C6-N1	7.75	121.58	117.70
21	AA	1339	A	N1-C6-N6	-7.75	113.95	118.60
6	AG	94	ARG	NE-CZ-NH1	7.75	124.17	120.30
54	BA	1077	A	C5-C6-N1	7.75	121.58	117.70
21	AA	151	A	C5-C6-N1	7.75	121.57	117.70
21	AA	1236	A	C5-C6-N1	7.75	121.57	117.70
54	BA	176	A	C5-C6-N1	7.75	121.58	117.70
54	BA	2723	C	N3-C2-O2	-7.75	116.48	121.90
54	BA	603	A	C5-C6-N1	7.75	121.57	117.70
54	BA	2749	A	C5-C6-N1	7.75	121.57	117.70
22	A1	73	A	C4-C5-C6	-7.74	113.13	117.00
54	BA	1553	A	C5-C6-N1	7.74	121.57	117.70
54	BA	1598	A	C5-C6-N1	7.74	121.57	117.70
54	BA	1265	A	C5-C6-N1	7.74	121.57	117.70
54	BA	1900	A	N1-C6-N6	-7.74	113.96	118.60
54	BA	2700	A	C5-C6-N1	7.74	121.57	117.70
21	AA	313	A	N1-C6-N6	-7.74	113.96	118.60
54	BA	1987	A	C5-C6-N1	7.74	121.57	117.70
54	BA	1689	A	N1-C6-N6	-7.74	113.96	118.60
21	AA	1000	A	N1-C6-N6	-7.74	113.96	118.60
54	BA	2542	A	C5-C6-N1	7.74	121.57	117.70
54	BA	2670	A	N1-C6-N6	-7.74	113.96	118.60
21	AA	608	A	C5-C6-N1	7.73	121.57	117.70
54	BA	761	A	C5-C6-N1	7.73	121.57	117.70
21	AA	718	A	N1-C6-N6	-7.73	113.96	118.60
54	BA	526	A	C5-C6-N1	7.73	121.56	117.70
54	BA	2835	A	C5-C6-N1	7.73	121.56	117.70
21	AA	937	A	N1-C6-N6	-7.72	113.97	118.60
21	AA	169	C	N3-C2-O2	-7.72	116.50	121.90
54	BA	532	A	C5-C6-N1	7.72	121.56	117.70
54	BA	1749	A	N1-C6-N6	-7.72	113.97	118.60

Continued on next page...

Continued from previous page...

Mol	Chain	Res	Type	Atoms	Z	Observed(°)	Ideal(°)
54	BA	1998	A	N1-C6-N6	-7.72	113.97	118.60
54	BA	1794	A	N1-C6-N6	-7.72	113.97	118.60
21	AA	288	A	N1-C6-N6	-7.72	113.97	118.60
54	BA	412	A	N1-C6-N6	-7.72	113.97	118.60
54	BA	718	A	N1-C6-N6	-7.72	113.97	118.60
21	AA	907	A	N1-C6-N6	-7.71	113.97	118.60
54	BA	705	A	N1-C6-N6	-7.71	113.97	118.60
54	BA	2880	C	N3-C2-O2	-7.71	116.50	121.90
21	AA	501	C	O4'-C1'-N1	7.71	114.37	108.20
21	AA	523	A	C5-C6-N1	7.71	121.56	117.70
21	AA	767	A	N1-C6-N6	-7.71	113.97	118.60
21	AA	1067	A	N1-C6-N6	-7.71	113.97	118.60
21	AA	73	C	N3-C2-O2	-7.71	116.50	121.90
21	AA	228	A	C4-C5-C6	-7.71	113.15	117.00
21	AA	715	A	N1-C6-N6	-7.71	113.97	118.60
21	AA	1285	A	N1-C6-N6	-7.71	113.97	118.60
54	BA	1434	A	O4'-C1'-N9	7.71	114.37	108.20
54	BA	2587	A	C4-C5-C6	-7.71	113.15	117.00
54	BA	1213	A	N1-C6-N6	-7.71	113.98	118.60
54	BA	1551	A	N1-C6-N6	-7.71	113.98	118.60
54	BA	2268	A	N1-C6-N6	-7.71	113.98	118.60
54	BA	2758	A	C5-C6-N1	7.71	121.55	117.70
55	BB	70	C	N3-C2-O2	-7.71	116.51	121.90
28	BF	177	ARG	NE-CZ-NH1	7.71	124.15	120.30
54	BA	802	A	C5-C6-N1	7.71	121.55	117.70
21	AA	248	C	N3-C2-O2	-7.70	116.51	121.90
21	AA	969	A	C5-C6-N1	7.70	121.55	117.70
54	BA	332	A	C5-C6-N1	7.70	121.55	117.70
54	BA	2430	A	C5-C6-N1	7.70	121.55	117.70
54	BA	1073	A	C5-C6-N1	7.70	121.55	117.70
54	BA	1327	A	C5-C6-N1	7.70	121.55	117.70
54	BA	1919	A	C5-C6-N1	7.70	121.55	117.70
54	BA	1928	A	C5-C6-N1	7.70	121.55	117.70
54	BA	453	A	N1-C6-N6	-7.70	113.98	118.60
54	BA	1802	A	N1-C6-N6	-7.70	113.98	118.60
21	AA	197	A	C5-C6-N1	7.70	121.55	117.70
21	AA	468	A	C5-C6-N1	7.70	121.55	117.70
21	AA	746	A	N1-C6-N6	-7.70	113.98	118.60
54	BA	804	A	C5-C6-N1	7.69	121.55	117.70
21	AA	1204	A	C5-C6-N1	7.69	121.55	117.70
40	BR	68	ARG	NE-CZ-NH1	7.69	124.15	120.30
54	BA	1404	C	N3-C2-O2	-7.69	116.52	121.90

Continued on next page...

Continued from previous page...

Mol	Chain	Res	Type	Atoms	Z	Observed(°)	Ideal(°)
21	AA	1377	A	C5-C6-N1	7.69	121.54	117.70
35	BM	114	ARG	NE-CZ-NH1	7.69	124.14	120.30
54	BA	101	A	C5-C6-N1	7.69	121.54	117.70
54	BA	616	A	N1-C6-N6	-7.69	113.99	118.60
54	BA	1275	A	C5-C6-N1	7.69	121.54	117.70
54	BA	1801	A	N1-C6-N6	-7.69	113.99	118.60
46	BX	56	ARG	NE-CZ-NH1	7.68	124.14	120.30
54	BA	1072	C	N3-C2-O2	-7.68	116.52	121.90
21	AA	306	A	C5-C6-N1	7.68	121.54	117.70
21	AA	315	A	C5-C6-N1	7.68	121.54	117.70
54	BA	310	A	C5-C6-N1	7.68	121.54	117.70
22	A1	14	A	N1-C6-N6	-7.68	113.99	118.60
54	BA	1677	A	N1-C6-N6	-7.68	114.00	118.60
54	BA	2667	C	N3-C2-O2	-7.68	116.53	121.90
54	BA	527	C	N3-C2-O2	-7.67	116.53	121.90
54	BA	980	A	C5-C6-N1	7.67	121.54	117.70
54	BA	2646	C	N1-C2-O2	7.67	123.50	118.90
21	AA	595	A	N1-C6-N6	-7.67	114.00	118.60
21	AA	1216	A	O4'-C1'-N9	7.67	114.34	108.20
24	A3	58	A	N1-C6-N6	-7.67	114.00	118.60
52	B3	39	ARG	NE-CZ-NH1	7.67	124.14	120.30
21	AA	1418	A	N1-C6-N6	-7.67	114.00	118.60
54	BA	909	A	N1-C6-N6	-7.67	114.00	118.60
54	BA	1336	A	N1-C6-N6	-7.67	114.00	118.60
54	BA	1678	A	C5-C6-N1	7.67	121.53	117.70
54	BA	2336	A	C5-C6-N1	7.67	121.53	117.70
54	BA	2733	A	C5-C6-N1	7.67	121.53	117.70
6	AG	118	ARG	NE-CZ-NH1	7.67	124.13	120.30
54	BA	985	C	N3-C2-O2	-7.67	116.53	121.90
54	BA	2117	A	N1-C6-N6	-7.67	114.00	118.60
54	BA	2766	A	C5-C6-N1	7.67	121.53	117.70
21	AA	16	A	N1-C6-N6	-7.67	114.00	118.60
16	AQ	61	ARG	NE-CZ-NH1	7.66	124.13	120.30
54	BA	654	A	C5-C6-N1	7.66	121.53	117.70
54	BA	1900	A	C5-C6-N1	7.66	121.53	117.70
25	BC	176	ARG	NE-CZ-NH1	7.66	124.13	120.30
54	BA	563	A	C5-C6-N1	7.66	121.53	117.70
54	BA	2729	G	O4'-C1'-N9	7.66	114.33	108.20
21	AA	815	A	C5-C6-N1	7.66	121.53	117.70
54	BA	1591	A	C5-C6-N1	7.66	121.53	117.70
54	BA	294	A	C5-C6-N1	7.66	121.53	117.70
21	AA	1028	C	N3-C2-O2	-7.66	116.54	121.90

Continued on next page...

Continued from previous page...

Mol	Chain	Res	Type	Atoms	Z	Observed(°)	Ideal(°)
54	BA	222	A	N1-C6-N6	-7.66	114.01	118.60
21	AA	432	A	C5-C6-N1	7.65	121.53	117.70
21	AA	1152	A	C5-C6-N1	7.65	121.53	117.70
22	A1	60	C	N3-C2-O2	-7.65	116.54	121.90
54	BA	2030	A	C5-C6-N1	7.65	121.53	117.70
21	AA	845	A	C5-C6-N1	7.65	121.53	117.70
54	BA	793	A	C4-C5-C6	-7.65	113.17	117.00
54	BA	2273	A	C5-C6-N1	7.65	121.53	117.70
54	BA	2886	A	C5-C6-N1	7.65	121.53	117.70
21	AA	532	A	C5-C6-N1	7.65	121.52	117.70
21	AA	1197	A	C5-C6-N1	7.65	121.52	117.70
54	BA	1008	A	C5-C6-N1	7.65	121.52	117.70
6	AG	137	ARG	NE-CZ-NH1	7.64	124.12	120.30
21	AA	321	A	N1-C6-N6	-7.64	114.01	118.60
54	BA	627	A	C5-C6-N1	7.64	121.52	117.70
54	BA	1786	A	C5-C6-N1	7.64	121.52	117.70
12	AM	106	ARG	NE-CZ-NH1	7.64	124.12	120.30
54	BA	272	A	N1-C6-N6	-7.64	114.02	118.60
54	BA	947	A	C5-C6-N1	7.64	121.52	117.70
54	BA	2009	A	C4-C5-C6	-7.64	113.18	117.00
54	BA	2853	C	O4'-C1'-N1	7.64	114.31	108.20
21	AA	1054	C	N1-C2-O2	7.64	123.48	118.90
54	BA	1965	C	N3-C2-O2	-7.64	116.55	121.90
54	BA	1801	A	C5-C6-N1	7.64	121.52	117.70
21	AA	383	A	C5-C6-N1	7.64	121.52	117.70
54	BA	982	C	N3-C2-O2	-7.64	116.56	121.90
54	BA	2238	G	O4'-C1'-N9	7.64	114.31	108.20
21	AA	1336	C	N3-C2-O2	-7.63	116.56	121.90
22	A1	66	A	C5-C6-N1	7.63	121.52	117.70
54	BA	275	C	N3-C2-O2	-7.63	116.56	121.90
54	BA	718	A	C5-C6-N1	7.63	121.52	117.70
54	BA	1655	A	N1-C6-N6	-7.63	114.02	118.60
54	BA	2748	A	C5-C6-N1	7.63	121.52	117.70
54	BA	1858	A	C5-C6-N1	7.63	121.52	117.70
54	BA	2858	C	N3-C2-O2	-7.63	116.56	121.90
51	B2	34	ARG	NE-CZ-NH2	-7.63	116.48	120.30
54	BA	639	U	O4'-C1'-N1	7.63	114.30	108.20
54	BA	233	A	N1-C6-N6	-7.62	114.03	118.60
54	BA	819	A	N1-C6-N6	-7.62	114.03	118.60
22	A1	21	A	N1-C6-N6	-7.62	114.03	118.60
54	BA	2099	U	N3-C2-O2	-7.62	116.86	122.20
4	AE	28	ARG	NE-CZ-NH1	7.62	124.11	120.30

Continued on next page...

Continued from previous page...

Mol	Chain	Res	Type	Atoms	Z	Observed(°)	Ideal(°)
54	BA	655	A	C5-C6-N1	7.62	121.51	117.70
54	BA	1111	A	N1-C6-N6	-7.62	114.03	118.60
54	BA	324	A	N1-C6-N6	-7.62	114.03	118.60
21	AA	1346	A	C5-C6-N1	7.62	121.51	117.70
24	A3	77	A	C5-C6-N1	7.62	121.51	117.70
54	BA	1598	A	N1-C6-N6	-7.62	114.03	118.60
54	BA	2287	A	C5-C6-N1	7.62	121.51	117.70
54	BA	1260	A	N1-C6-N6	-7.62	114.03	118.60
54	BA	1268	A	C5-C6-N1	7.62	121.51	117.70
54	BA	1877	A	N1-C6-N6	-7.62	114.03	118.60
54	BA	2411	A	C5-C6-N1	7.62	121.51	117.70
21	AA	864	A	C5-C6-N1	7.61	121.51	117.70
35	BM	40	ARG	NE-CZ-NH1	7.61	124.11	120.30
35	BM	55	ARG	NE-CZ-NH2	7.61	124.11	120.30
54	BA	1916	A	N1-C6-N6	-7.61	114.03	118.60
54	BA	2820	A	C5-C6-N1	7.61	121.51	117.70
21	AA	964	A	C5-C6-N1	7.61	121.51	117.70
21	AA	975	A	C5-C6-N1	7.61	121.50	117.70
54	BA	140	C	N3-C2-O2	-7.61	116.57	121.90
54	BA	1365	A	C5-C6-N1	7.61	121.50	117.70
54	BA	1877	A	C5-C6-N1	7.61	121.50	117.70
54	BA	2030	A	N1-C6-N6	-7.61	114.03	118.60
21	AA	414	A	C5-C6-N1	7.61	121.50	117.70
54	BA	207	A	C5-C6-N1	7.61	121.50	117.70
54	BA	1322	A	C5-C6-N1	7.61	121.50	117.70
54	BA	1606	C	N3-C2-O2	-7.61	116.58	121.90
54	BA	2539	C	N3-C2-O2	-7.61	116.58	121.90
28	BF	70	ARG	NE-CZ-NH1	7.60	124.10	120.30
21	AA	1239	A	C5-C6-N1	7.60	121.50	117.70
22	A1	3	G	C5'-C4'-O4'	7.60	118.22	109.10
54	BA	404	A	C5-C6-N1	7.60	121.50	117.70
54	BA	458	G	O4'-C1'-N9	7.60	114.28	108.20
54	BA	959	A	C5-C6-N1	7.60	121.50	117.70
54	BA	1732	C	N3-C2-O2	-7.60	116.58	121.90
6	AG	91	ARG	NE-CZ-NH1	7.60	124.10	120.30
21	AA	48	C	N3-C2-O2	-7.59	116.58	121.90
54	BA	272	A	C5-C6-N1	7.59	121.50	117.70
54	BA	1009	A	C5-C6-N1	7.59	121.50	117.70
54	BA	1632	A	C5-C6-N1	7.59	121.50	117.70
54	BA	1677	A	C5-C6-N1	7.59	121.50	117.70
54	BA	2284	A	C5-C6-N1	7.59	121.50	117.70
54	BA	1890	A	C5-C6-N1	7.59	121.50	117.70

Continued on next page...

Continued from previous page...

Mol	Chain	Res	Type	Atoms	Z	Observed(°)	Ideal(°)
54	BA	348	A	C5-C6-N1	7.59	121.50	117.70
54	BA	849	A	C5-C6-N1	7.59	121.50	117.70
21	AA	642	A	N1-C6-N6	-7.59	114.05	118.60
54	BA	63	A	C5-C6-N1	7.59	121.49	117.70
21	AA	574	A	C4-C5-C6	-7.59	113.21	117.00
22	A1	58	A	N1-C6-N6	-7.59	114.05	118.60
54	BA	863	A	C5-C6-N1	7.59	121.49	117.70
54	BA	1469	A	N1-C6-N6	-7.59	114.05	118.60
54	BA	2868	A	C5-C6-N1	7.59	121.49	117.70
54	BA	91	A	C5-C6-N1	7.58	121.49	117.70
54	BA	788	A	C5-C6-N1	7.58	121.49	117.70
54	BA	1276	A	N1-C6-N6	-7.58	114.05	118.60
54	BA	1616	A	C5-C6-N1	7.58	121.49	117.70
54	BA	2887	A	C5-C6-N1	7.58	121.49	117.70
34	BL	132	ARG	NE-CZ-NH1	7.58	124.09	120.30
54	BA	1952	A	C5-C6-N1	7.58	121.49	117.70
54	BA	1032	A	C5-C6-N1	7.58	121.49	117.70
54	BA	1134	A	N1-C6-N6	-7.58	114.05	118.60
54	BA	1427	A	C5-C6-N1	7.58	121.49	117.70
54	BA	2482	A	C5-C6-N1	7.58	121.49	117.70
54	BA	331	C	N3-C2-O2	-7.58	116.59	121.90
54	BA	455	C	N3-C2-O2	-7.58	116.59	121.90
54	BA	1342	A	C5-C6-N1	7.58	121.49	117.70
54	BA	2059	A	C5-C6-N1	7.58	121.49	117.70
21	AA	511	C	N3-C2-O2	-7.58	116.60	121.90
54	BA	2134	A	C5-C6-N1	7.58	121.49	117.70
54	BA	391	A	N1-C6-N6	-7.57	114.06	118.60
54	BA	866	A	C5-C6-N1	7.57	121.49	117.70
55	BB	73	A	N1-C6-N6	-7.57	114.06	118.60
54	BA	1938	A	C5-C6-N1	7.57	121.49	117.70
53	B4	36	ARG	NE-CZ-NH1	7.57	124.08	120.30
54	BA	1244	A	N1-C6-N6	-7.57	114.06	118.60
21	AA	81	A	C5-C6-N1	7.57	121.48	117.70
21	AA	974	A	N1-C6-N6	-7.57	114.06	118.60
21	AA	234	C	N3-C2-O2	-7.56	116.61	121.90
54	BA	602	A	C4-C5-C6	-7.56	113.22	117.00
21	AA	389	A	C5-C6-N1	7.56	121.48	117.70
21	AA	1082	A	C5-C6-N1	7.56	121.48	117.70
21	AA	1467	C	N3-C2-O2	-7.56	116.61	121.90
54	BA	10	A	N1-C6-N6	-7.56	114.06	118.60
54	BA	2765	A	C5-C6-N1	7.56	121.48	117.70
54	BA	2873	A	N1-C6-N6	-7.56	114.06	118.60

Continued on next page...

Continued from previous page...

Mol	Chain	Res	Type	Atoms	Z	Observed(°)	Ideal(°)
54	BA	1762	A	C5-C6-N1	7.56	121.48	117.70
54	BA	2809	A	N1-C6-N6	-7.56	114.06	118.60
21	AA	1501	C	N3-C2-O2	-7.56	116.61	121.90
24	A3	73	A	N1-C6-N6	-7.56	114.07	118.60
21	AA	382	A	C5-C6-N1	7.56	121.48	117.70
54	BA	73	A	C5-C6-N1	7.56	121.48	117.70
21	AA	913	A	C5-C6-N1	7.55	121.48	117.70
28	BF	124	ARG	NE-CZ-NH1	7.55	124.08	120.30
54	BA	2129	C	N1-C2-O2	7.55	123.43	118.90
54	BA	2635	A	N1-C6-N6	-7.55	114.07	118.60
21	AA	510	A	C5-C6-N1	7.55	121.48	117.70
54	BA	503	A	C5-C6-N1	7.55	121.47	117.70
54	BA	2247	A	C5-C6-N1	7.55	121.47	117.70
21	AA	1446	A	C5-C6-N1	7.55	121.47	117.70
54	BA	176	A	N1-C6-N6	-7.55	114.07	118.60
54	BA	439	A	C4-C5-C6	-7.54	113.23	117.00
54	BA	1147	A	C5-C6-N1	7.54	121.47	117.70
54	BA	1572	A	C5-C6-N1	7.54	121.47	117.70
54	BA	2388	A	C5-C6-N1	7.54	121.47	117.70
24	A3	77	A	N1-C6-N6	-7.54	114.08	118.60
27	BE	114	ARG	NE-CZ-NH1	7.54	124.07	120.30
54	BA	362	A	N1-C6-N6	-7.54	114.08	118.60
54	BA	2126	A	C5-C6-N1	7.54	121.47	117.70
55	BB	45	A	C5-C6-N1	7.54	121.47	117.70
21	AA	28	A	N1-C6-N6	-7.54	114.08	118.60
54	BA	2163	A	O4'-C1'-N9	7.54	114.23	108.20
54	BA	1552	A	C5-C6-N1	7.53	121.47	117.70
27	BE	79	ARG	NE-CZ-NH1	7.53	124.07	120.30
21	AA	780	A	C5-C6-N1	7.53	121.47	117.70
54	BA	56	A	C5-C6-N1	7.53	121.47	117.70
54	BA	587	C	N3-C2-O2	-7.53	116.63	121.90
54	BA	1048	A	C5-C6-N1	7.53	121.47	117.70
54	BA	2184	A	C5-C6-N1	7.53	121.47	117.70
21	AA	607	A	C5-C6-N1	7.53	121.47	117.70
21	AA	1333	A	C5-C6-N1	7.53	121.47	117.70
54	BA	1912	A	C5-C6-N1	7.53	121.46	117.70
54	BA	2748	A	N1-C6-N6	-7.53	114.08	118.60
54	BA	227	A	C5-C6-N1	7.53	121.46	117.70
54	BA	2031	A	C5-C6-N1	7.53	121.46	117.70
54	BA	2307	G	O4'-C1'-N9	7.53	114.22	108.20
54	BA	28	A	C5-C6-N1	7.52	121.46	117.70
54	BA	1021	A	N1-C6-N6	-7.52	114.09	118.60

Continued on next page...

Continued from previous page...

Mol	Chain	Res	Type	Atoms	Z	Observed(°)	Ideal(°)
54	BA	1366	A	N1-C6-N6	-7.52	114.09	118.60
54	BA	2169	A	C5-C6-N1	7.52	121.46	117.70
55	BB	78	A	C4-C5-C6	-7.52	113.24	117.00
10	AK	92	ARG	NE-CZ-NH1	7.52	124.06	120.30
21	AA	728	A	C5-C6-N1	7.52	121.46	117.70
21	AA	1130	A	C4-C5-C6	-7.52	113.24	117.00
54	BA	1625	C	O4'-C1'-N1	7.52	114.22	108.20
54	BA	2654	A	N1-C6-N6	-7.52	114.09	118.60
54	BA	2205	A	N1-C6-N6	-7.52	114.09	118.60
54	BA	2559	C	O4'-C1'-N1	7.52	114.22	108.20
11	AL	98	ARG	NE-CZ-NH1	7.52	124.06	120.30
21	AA	1238	A	C5-C6-N1	7.52	121.46	117.70
21	AA	1360	A	N1-C6-N6	-7.51	114.09	118.60
54	BA	2809	A	C5-C6-N1	7.51	121.46	117.70
54	BA	432	A	C5-C6-N1	7.51	121.46	117.70
21	AA	106	C	N3-C2-O2	-7.51	116.64	121.90
21	AA	282	A	C5-C6-N1	7.51	121.45	117.70
54	BA	2241	A	C4-C5-C6	-7.51	113.25	117.00
33	BK	105	ARG	NE-CZ-NH1	7.50	124.05	120.30
34	BL	60	ARG	NE-CZ-NH1	7.50	124.05	120.30
54	BA	226	A	N1-C6-N6	-7.50	114.10	118.60
54	BA	1528	A	C5-C6-N1	7.50	121.45	117.70
54	BA	2726	A	N1-C6-N6	-7.50	114.10	118.60
54	BA	819	A	C5-C6-N1	7.50	121.45	117.70
54	BA	1701	A	N1-C6-N6	-7.50	114.10	118.60
54	BA	2309	A	C5-C6-N1	7.50	121.45	117.70
54	BA	2882	A	C4-C5-C6	-7.50	113.25	117.00
21	AA	768	A	C4-C5-C6	-7.50	113.25	117.00
21	AA	787	A	C5-C6-N1	7.50	121.45	117.70
54	BA	599	A	N1-C6-N6	-7.50	114.10	118.60
54	BA	1284	A	C5-C6-N1	7.50	121.45	117.70
21	AA	366	A	C5-C6-N1	7.50	121.45	117.70
54	BA	2332	C	N3-C2-O2	-7.50	116.65	121.90
54	BA	2458	G	O4'-C1'-N9	7.50	114.20	108.20
54	BA	222	A	C5-C6-N1	7.49	121.45	117.70
54	BA	1439	A	O4'-C1'-N9	7.49	114.19	108.20
21	AA	172	A	C5-C6-N1	7.49	121.45	117.70
54	BA	262	A	C5-C6-N1	7.49	121.45	117.70
54	BA	299	A	C5-C6-N1	7.49	121.45	117.70
2	AC	135	ARG	NE-CZ-NH1	7.49	124.05	120.30
21	AA	129	A	C5-C6-N1	7.49	121.44	117.70
22	A1	23	A	N1-C6-N6	-7.49	114.11	118.60

Continued on next page...

Continued from previous page...

Mol	Chain	Res	Type	Atoms	Z	Observed(°)	Ideal(°)
36	BN	8	ARG	NE-CZ-NH1	7.49	124.05	120.30
54	BA	1981	A	C5-C6-N1	7.49	121.44	117.70
54	BA	2268	A	C5-C6-N1	7.49	121.45	117.70
54	BA	2721	A	N1-C6-N6	-7.49	114.11	118.60
54	BA	2077	A	C4-C5-C6	-7.49	113.26	117.00
56	B5	164	ARG	NE-CZ-NH1	7.49	124.04	120.30
21	AA	130	A	N1-C6-N6	-7.49	114.11	118.60
54	BA	2565	A	C5-C6-N1	7.49	121.44	117.70
21	AA	655	A	C5-C6-N1	7.48	121.44	117.70
21	AA	906	A	C5-C6-N1	7.48	121.44	117.70
54	BA	2814	A	C5-C6-N1	7.48	121.44	117.70
54	BA	2346	A	C5-C6-N1	7.48	121.44	117.70
22	A1	26	A	C5-C6-N1	7.48	121.44	117.70
21	AA	139	A	C5-C6-N1	7.48	121.44	117.70
21	AA	915	A	C5-C6-N1	7.48	121.44	117.70
6	AG	52	ARG	NE-CZ-NH1	7.48	124.04	120.30
21	AA	1158	C	N1-C2-O2	7.48	123.39	118.90
54	BA	1393	A	N1-C6-N6	-7.48	114.11	118.60
54	BA	1609	A	C5-C6-N1	7.48	121.44	117.70
54	BA	1739	A	N1-C6-N6	-7.48	114.11	118.60
21	AA	1191	A	N1-C6-N6	-7.47	114.12	118.60
54	BA	1871	A	C5-C6-N1	7.47	121.44	117.70
54	BA	2717	C	N3-C2-O2	-7.47	116.67	121.90
21	AA	1319	A	C5-C6-N1	7.47	121.44	117.70
53	B4	12	ARG	NE-CZ-NH1	7.47	124.03	120.30
54	BA	508	A	C5-C6-N1	7.47	121.44	117.70
54	BA	1321	A	C5-C6-N1	7.47	121.44	117.70
54	BA	1755	A	C4-C5-C6	-7.47	113.27	117.00
54	BA	2173	A	N1-C6-N6	-7.47	114.12	118.60
13	AN	85	ARG	NE-CZ-NH1	7.46	124.03	120.30
21	AA	1196	A	C5-C6-N1	7.46	121.43	117.70
21	AA	1250	A	C5-C6-N1	7.46	121.43	117.70
21	AA	1513	A	N1-C6-N6	-7.46	114.12	118.60
54	BA	2778	A	C5-C6-N1	7.46	121.43	117.70
21	AA	572	A	C5-C6-N1	7.46	121.43	117.70
21	AA	704	A	C5-C6-N1	7.46	121.43	117.70
21	AA	759	A	C5-C6-N1	7.46	121.43	117.70
54	BA	1048	A	C4-C5-C6	-7.46	113.27	117.00
21	AA	889	A	C5-C6-N1	7.46	121.43	117.70
54	BA	1566	A	C5-C6-N1	7.46	121.43	117.70
54	BA	2665	A	N1-C6-N6	-7.46	114.12	118.60
21	AA	149	A	C5-C6-N1	7.46	121.43	117.70

Continued on next page...

Continued from previous page...

Mol	Chain	Res	Type	Atoms	Z	Observed(°)	Ideal(°)
54	BA	2654	A	C5-C6-N1	7.46	121.43	117.70
21	AA	1031	C	N1-C2-O2	7.45	123.37	118.90
54	BA	1899	A	N1-C6-N6	-7.45	114.13	118.60
21	AA	288	A	C5-C6-N1	7.45	121.42	117.70
39	BQ	49	ARG	NE-CZ-NH1	7.45	124.03	120.30
21	AA	182	A	C5-C6-N1	7.45	121.42	117.70
21	AA	1150	A	C5-C6-N1	7.45	121.42	117.70
21	AA	1324	A	C5-C6-N1	7.45	121.42	117.70
54	BA	1549	A	N1-C6-N6	-7.45	114.13	118.60
54	BA	2317	A	C5-C6-N1	7.45	121.42	117.70
21	AA	190	A	N1-C6-N6	-7.45	114.13	118.60
21	AA	539	A	C5-C6-N1	7.45	121.42	117.70
22	A1	9	A	C5-C6-N1	7.45	121.42	117.70
54	BA	1320	C	N3-C2-O2	-7.45	116.69	121.90
1	AB	136	ARG	NE-CZ-NH2	-7.44	116.58	120.30
21	AA	109	A	C5-C6-N1	7.44	121.42	117.70
21	AA	345	C	C1'-O4'-C4'	-7.44	103.94	109.90
21	AA	1188	A	C5-C6-N1	7.44	121.42	117.70
21	AA	1311	A	C4-C5-C6	-7.44	113.28	117.00
54	BA	1085	A	N1-C6-N6	-7.44	114.13	118.60
21	AA	712	A	C5-C6-N1	7.44	121.42	117.70
21	AA	794	A	C5-C6-N1	7.44	121.42	117.70
54	BA	2019	A	C4-C5-C6	-7.44	113.28	117.00
54	BA	2573	C	N3-C2-O2	-7.44	116.69	121.90
21	AA	44	A	N1-C6-N6	-7.44	114.14	118.60
54	BA	156	A	C5-C6-N1	7.44	121.42	117.70
54	BA	345	A	C5-C6-N1	7.44	121.42	117.70
54	BA	2183	A	N1-C6-N6	-7.44	114.14	118.60
21	AA	938	A	C5-C6-N1	7.44	121.42	117.70
21	AA	23	C	N3-C2-O2	-7.43	116.70	121.90
21	AA	982	U	P-O3'-C3'	7.43	128.62	119.70
21	AA	1430	A	C5-C6-N1	7.43	121.42	117.70
54	BA	203	A	N1-C6-N6	-7.43	114.14	118.60
54	BA	2097	A	C4-C5-C6	-7.43	113.28	117.00
21	AA	189	A	C5-C6-N1	7.43	121.42	117.70
21	AA	243	A	C4-C5-C6	-7.43	113.28	117.00
21	AA	1012	A	C5-C6-N1	7.43	121.42	117.70
54	BA	177	G	O4'-C1'-N9	7.43	114.15	108.20
54	BA	2790	U	O4'-C1'-N1	7.43	114.15	108.20
54	BA	218	A	C5-C6-N1	7.43	121.42	117.70
54	BA	1143	A	C5-C6-N1	7.43	121.41	117.70
54	BA	2636	C	N3-C2-O2	-7.43	116.70	121.90

Continued on next page...

Continued from previous page...

Mol	Chain	Res	Type	Atoms	Z	Observed(°)	Ideal(°)
54	BA	2070	A	C4-C5-C6	-7.43	113.29	117.00
21	AA	937	A	C5-C6-N1	7.42	121.41	117.70
24	A3	44	A	C5-C6-N1	7.42	121.41	117.70
54	BA	26	G	O4'-C1'-N9	7.42	114.14	108.20
54	BA	529	A	C5-C6-N1	7.42	121.41	117.70
54	BA	13	A	N1-C6-N6	-7.42	114.15	118.60
21	AA	1289	A	C5-C6-N1	7.42	121.41	117.70
54	BA	56	A	N1-C6-N6	-7.42	114.15	118.60
54	BA	1744	A	N1-C6-N6	-7.42	114.15	118.60
54	BA	1966	A	N1-C6-N6	-7.42	114.15	118.60
21	AA	397	A	C5-C6-N1	7.42	121.41	117.70
21	AA	621	A	C5-C6-N1	7.42	121.41	117.70
21	AA	1158	C	N3-C2-O2	-7.42	116.71	121.90
54	BA	1453	A	C5-C6-N1	7.42	121.41	117.70
54	BA	2147	A	C4-C5-C6	-7.42	113.29	117.00
21	AA	573	A	C4-C5-C6	-7.41	113.29	117.00
54	BA	1614	A	C5-C6-N1	7.41	121.41	117.70
21	AA	1383	C	N3-C2-O2	-7.41	116.71	121.90
54	BA	362	A	C5-C6-N1	7.41	121.41	117.70
54	BA	504	A	O4'-C1'-N9	7.41	114.13	108.20
54	BA	608	A	C5-C6-N1	7.41	121.41	117.70
54	BA	792	A	C5-C6-N1	7.41	121.41	117.70
8	AI	122	ARG	NE-CZ-NH1	7.41	124.00	120.30
13	AN	13	ARG	NE-CZ-NH1	7.41	124.00	120.30
21	AA	1508	A	N1-C6-N6	-7.41	114.16	118.60
54	BA	322	A	C5-C6-N1	7.41	121.40	117.70
54	BA	781	A	C5-C6-N1	7.40	121.40	117.70
21	AA	792	A	C5-C6-N1	7.40	121.40	117.70
21	AA	1350	A	C4-C5-C6	-7.40	113.30	117.00
54	BA	643	A	C5-C6-N1	7.40	121.40	117.70
54	BA	1156	A	C5-C6-N1	7.40	121.40	117.70
54	BA	2635	A	C5-C6-N1	7.40	121.40	117.70
21	AA	784	A	C5-C6-N1	7.40	121.40	117.70
54	BA	1336	A	C5-C6-N1	7.40	121.40	117.70
54	BA	2870	C	O4'-C1'-N1	7.40	114.12	108.20
54	BA	384	A	C5-C6-N1	7.40	121.40	117.70
21	AA	747	A	C5-C6-N1	7.40	121.40	117.70
54	BA	2660	A	C5-C6-N1	7.40	121.40	117.70
54	BA	2706	A	C5-C6-N1	7.40	121.40	117.70
21	AA	716	A	C5-C6-N1	7.39	121.40	117.70
21	AA	841	C	N3-C2-O2	-7.39	116.72	121.90
55	BB	15	A	C5-C6-N1	7.39	121.40	117.70

Continued on next page...

Continued from previous page...

Mol	Chain	Res	Type	Atoms	Z	Observed(°)	Ideal(°)
21	AA	482	A	C5-C6-N1	7.39	121.40	117.70
54	BA	925	A	C5-C6-N1	7.39	121.40	117.70
54	BA	2725	A	C5-C6-N1	7.39	121.40	117.70
21	AA	663	A	N1-C6-N6	-7.39	114.17	118.60
54	BA	1717	A	N1-C6-N6	-7.39	114.17	118.60
21	AA	753	A	C5-C6-N1	7.39	121.39	117.70
21	AA	1256	A	C5-C6-N1	7.39	121.39	117.70
21	AA	1427	C	N3-C2-O2	-7.39	116.73	121.90
42	BT	3	ARG	NE-CZ-NH1	7.39	123.99	120.30
54	BA	531	C	N3-C2-O2	-7.39	116.73	121.90
54	BA	783	A	N1-C6-N6	-7.39	114.17	118.60
54	BA	1194	A	N1-C6-N6	-7.39	114.17	118.60
55	BB	39	A	C5-C6-N1	7.39	121.39	117.70
21	AA	466	A	C5-C6-N1	7.39	121.39	117.70
21	AA	663	A	C5-C6-N1	7.39	121.39	117.70
54	BA	346	A	C5-C6-N1	7.39	121.39	117.70
54	BA	538	A	C5-C6-N1	7.39	121.39	117.70
54	BA	374	A	N1-C6-N6	-7.38	114.17	118.60
54	BA	2512	C	N3-C2-O2	-7.38	116.73	121.90
54	BA	1722	A	N1-C6-N6	-7.38	114.17	118.60
54	BA	164	C	N3-C2-O2	-7.38	116.73	121.90
21	AA	609	A	N1-C6-N6	-7.38	114.17	118.60
21	AA	1413	A	N1-C6-N6	-7.38	114.17	118.60
54	BA	1439	A	C5-C6-N1	7.38	121.39	117.70
54	BA	1858	A	N1-C6-N6	-7.38	114.17	118.60
21	AA	430	A	N1-C6-N6	-7.38	114.17	118.60
21	AA	712	A	N1-C6-N6	-7.38	114.17	118.60
54	BA	556	A	N1-C6-N6	-7.38	114.17	118.60
54	BA	722	A	N1-C6-N6	-7.38	114.17	118.60
54	BA	1548	A	C5-C6-N1	7.38	121.39	117.70
21	AA	1170	A	C5-C6-N1	7.37	121.39	117.70
21	AA	1360	A	C5-C6-N1	7.37	121.39	117.70
54	BA	1490	A	C5-C6-N1	7.37	121.39	117.70
21	AA	284	C	N3-C2-O2	-7.37	116.74	121.90
54	BA	320	A	C5-C6-N1	7.37	121.39	117.70
54	BA	783	A	C5-C6-N1	7.37	121.39	117.70
54	BA	637	A	C5-C6-N1	7.37	121.39	117.70
54	BA	804	A	N1-C6-N6	-7.37	114.18	118.60
54	BA	250	G	O4'-C1'-N9	7.37	114.09	108.20
21	AA	918	A	N1-C6-N6	-7.37	114.18	118.60
21	AA	1261	A	N1-C6-N6	-7.37	114.18	118.60
54	BA	2030	A	O4'-C1'-N9	7.37	114.09	108.20

Continued on next page...

Continued from previous page...

Mol	Chain	Res	Type	Atoms	Z	Observed(°)	Ideal(°)
21	AA	573	A	C5-C6-N1	7.36	121.38	117.70
21	AA	1151	A	C5-C6-N1	7.36	121.38	117.70
54	BA	685	A	N1-C6-N6	-7.36	114.18	118.60
54	BA	1383	A	O4'-C1'-N9	7.36	114.09	108.20
21	AA	59	A	C5-C6-N1	7.36	121.38	117.70
21	AA	1493	A	N1-C6-N6	-7.36	114.18	118.60
54	BA	223	A	C5-C6-N1	7.36	121.38	117.70
54	BA	1393	A	C5-C6-N1	7.36	121.38	117.70
21	AA	33	A	N1-C6-N6	-7.36	114.18	118.60
54	BA	74	A	N1-C6-N6	-7.36	114.18	118.60
21	AA	236	A	C5-C6-N1	7.36	121.38	117.70
21	AA	1157	A	C5-C6-N1	7.36	121.38	117.70
24	A3	59	A	C5-C6-N1	7.36	121.38	117.70
54	BA	1000	A	C5-C6-N1	7.36	121.38	117.70
21	AA	349	A	C5-C6-N1	7.36	121.38	117.70
39	BQ	29	ARG	NE-CZ-NH1	7.36	123.98	120.30
54	BA	335	C	N3-C2-O2	-7.35	116.75	121.90
54	BA	547	A	C5-C6-N1	7.35	121.38	117.70
47	BY	48	ARG	NE-CZ-NH1	7.35	123.98	120.30
54	BA	2376	A	C5-C6-N1	7.35	121.38	117.70
54	BA	2670	A	C5-C6-N1	7.35	121.38	117.70
54	BA	972	A	C5-C6-N1	7.35	121.38	117.70
54	BA	2560	A	C5-C6-N1	7.35	121.38	117.70
21	AA	356	A	C5-C6-N1	7.35	121.38	117.70
54	BA	1785	A	N1-C6-N6	-7.35	114.19	118.60
21	AA	768	A	C5-C6-N1	7.34	121.37	117.70
21	AA	1092	A	C5-C6-N1	7.34	121.37	117.70
23	A2	82	A	C5-C6-N1	7.34	121.37	117.70
54	BA	483	A	C5-C6-N1	7.34	121.37	117.70
54	BA	2065	C	N3-C2-O2	-7.34	116.76	121.90
54	BA	1952	A	N1-C6-N6	-7.34	114.19	118.60
54	BA	1359	A	C5-C6-N1	7.34	121.37	117.70
54	BA	1597	A	C5-C6-N1	7.34	121.37	117.70
21	AA	560	A	C4-C5-C6	-7.34	113.33	117.00
54	BA	1796	U	O4'-C1'-N1	7.34	114.07	108.20
54	BA	1990	C	N3-C2-O2	-7.34	116.76	121.90
54	BA	2503	A	C5-C6-N1	7.34	121.37	117.70
21	AA	487	A	N1-C6-N6	-7.34	114.20	118.60
26	BD	179	ARG	NE-CZ-NH1	7.34	123.97	120.30
54	BA	1960	A	C5-C6-N1	7.34	121.37	117.70
54	BA	2546	U	O4'-C1'-N1	7.34	114.07	108.20
54	BA	1504	A	C5-C6-N1	7.34	121.37	117.70

Continued on next page...

Continued from previous page...

Mol	Chain	Res	Type	Atoms	Z	Observed(°)	Ideal(°)
54	BA	2867	G	O4'-C1'-N9	7.34	114.07	108.20
54	BA	2042	A	C5-C6-N1	7.33	121.37	117.70
21	AA	866	C	N3-C2-O2	-7.33	116.77	121.90
54	BA	1254	A	C4-C5-C6	-7.33	113.33	117.00
21	AA	790	A	C5-C6-N1	7.33	121.36	117.70
54	BA	2850	A	C5-C6-N1	7.33	121.36	117.70
21	AA	602	A	N1-C6-N6	-7.33	114.20	118.60
21	AA	814	A	C5-C6-N1	7.33	121.36	117.70
54	BA	156	A	C4-C5-C6	-7.33	113.34	117.00
54	BA	2705	A	C5-C6-N1	7.33	121.36	117.70
21	AA	1513	A	C5-C6-N1	7.32	121.36	117.70
53	B4	19	ARG	NE-CZ-NH1	7.32	123.96	120.30
54	BA	218	A	C4-C5-C6	-7.32	113.34	117.00
54	BA	412	A	C5-C6-N1	7.32	121.36	117.70
54	BA	2158	A	C5-C6-N1	7.32	121.36	117.70
54	BA	2882	A	C5-C6-N1	7.32	121.36	117.70
21	AA	1404	C	N3-C2-O2	-7.32	116.78	121.90
54	BA	119	A	C4-C5-C6	-7.32	113.34	117.00
54	BA	928	A	C5-C6-N1	7.32	121.36	117.70
21	AA	1531	A	C4-C5-C6	-7.32	113.34	117.00
8	AI	121	ARG	NE-CZ-NH1	7.32	123.96	120.30
21	AA	460	A	C5-C6-N1	7.32	121.36	117.70
54	BA	2761	A	N1-C6-N6	-7.32	114.21	118.60
54	BA	957	C	N3-C2-O2	-7.32	116.78	121.90
54	BA	1205	A	C5-C6-N1	7.32	121.36	117.70
54	BA	2422	C	N3-C2-O2	-7.32	116.78	121.90
21	AA	611	C	N3-C2-O2	-7.31	116.78	121.90
21	AA	718	A	C5-C6-N1	7.31	121.36	117.70
21	AA	1352	C	N3-C2-O2	-7.31	116.78	121.90
54	BA	251	A	C5-C6-N1	7.31	121.36	117.70
54	BA	2071	A	N1-C6-N6	-7.31	114.21	118.60
21	AA	1338	G	C1'-O4'-C4'	-7.31	104.05	109.90
29	BG	169	ARG	NE-CZ-NH1	7.31	123.96	120.30
54	BA	2764	A	C5-C6-N1	7.31	121.36	117.70
21	AA	923	A	C5-C6-N1	7.31	121.36	117.70
21	AA	1252	A	C5-C6-N1	7.31	121.35	117.70
54	BA	1615	C	N1-C2-O2	7.31	123.29	118.90
54	BA	2377	A	N1-C6-N6	-7.31	114.21	118.60
54	BA	2541	A	C4-C5-C6	-7.31	113.35	117.00
54	BA	2657	A	N1-C6-N6	-7.31	114.21	118.60
54	BA	1133	A	N1-C6-N6	-7.31	114.22	118.60
54	BA	2386	A	C5-C6-N1	7.31	121.35	117.70

Continued on next page...

Continued from previous page...

Mol	Chain	Res	Type	Atoms	Z	Observed(°)	Ideal(°)
55	BB	66	A	C4-C5-C6	-7.31	113.35	117.00
54	BA	1301	A	C5-C6-N1	7.31	121.35	117.70
54	BA	2025	C	N3-C2-O2	-7.31	116.79	121.90
1	AB	136	ARG	NE-CZ-NH1	7.30	123.95	120.30
21	AA	72	A	C5-C6-N1	7.30	121.35	117.70
21	AA	1269	A	C5-C6-N1	7.30	121.35	117.70
54	BA	2267	A	C5-C6-N1	7.30	121.35	117.70
54	BA	2434	A	C4-C5-C6	-7.30	113.35	117.00
54	BA	2757	A	C5-C6-N1	7.30	121.35	117.70
1	AB	62	ARG	NE-CZ-NH1	7.30	123.95	120.30
54	BA	1936	A	C5-C6-N1	7.30	121.35	117.70
21	AA	862	C	N3-C2-O2	-7.30	116.79	121.90
22	A1	76	A	C6-C5-N7	7.30	137.41	132.30
54	BA	509	C	N3-C2-O2	-7.30	116.79	121.90
54	BA	2019	A	N1-C6-N6	-7.30	114.22	118.60
54	BA	988	A	C4-C5-C6	-7.30	113.35	117.00
54	BA	309	A	C5-C6-N1	7.30	121.35	117.70
21	AA	1428	A	C4-C5-C6	-7.30	113.35	117.00
54	BA	514	A	C5-C6-N1	7.30	121.35	117.70
54	BA	1496	A	C5-C6-N1	7.30	121.35	117.70
54	BA	2872	A	C5-C6-N1	7.30	121.35	117.70
21	AA	994	A	C5-C6-N1	7.29	121.35	117.70
21	AA	1510	C	N3-C2-O2	-7.29	116.79	121.90
54	BA	2078	C	N3-C2-O2	-7.29	116.79	121.90
32	BJ	35	ARG	NE-CZ-NH1	7.29	123.95	120.30
54	BA	1668	A	C5-C6-N1	7.29	121.35	117.70
54	BA	1698	A	C5-C6-N1	7.29	121.35	117.70
54	BA	550	C	N3-C2-O2	-7.29	116.80	121.90
21	AA	1431	A	C5-C6-N1	7.29	121.34	117.70
52	B3	41	ARG	NE-CZ-NH1	7.29	123.94	120.30
54	BA	1274	A	C5-C6-N1	7.29	121.34	117.70
21	AA	60	A	C5-C6-N1	7.29	121.34	117.70
54	BA	936	A	C5-C6-N1	7.29	121.34	117.70
21	AA	320	A	C4-C5-C6	-7.29	113.36	117.00
21	AA	1147	C	N3-C2-O2	-7.29	116.80	121.90
54	BA	1378	A	C5-C6-N1	7.29	121.34	117.70
54	BA	2346	A	N1-C6-N6	-7.29	114.23	118.60
54	BA	2815	C	N3-C2-O2	-7.29	116.80	121.90
4	AE	44	ARG	NE-CZ-NH1	7.28	123.94	120.30
21	AA	478	A	C5-C6-N1	7.28	121.34	117.70
21	AA	600	A	N1-C6-N6	-7.28	114.23	118.60
21	AA	1318	A	N1-C6-N6	-7.28	114.23	118.60

Continued on next page...

Continued from previous page...

Mol	Chain	Res	Type	Atoms	Z	Observed(°)	Ideal(°)
54	BA	470	A	C5-C6-N1	7.28	121.34	117.70
21	AA	1529	G	O4'-C1'-N9	7.28	114.03	108.20
21	AA	67	C	N3-C2-O2	-7.28	116.80	121.90
21	AA	243	A	C5-C6-N1	7.28	121.34	117.70
21	AA	766	A	C5-C6-N1	7.28	121.34	117.70
21	AA	1204	A	C4-C5-C6	-7.28	113.36	117.00
21	AA	1213	A	C5-C6-N1	7.28	121.34	117.70
21	AA	983	A	C5-C6-N1	7.28	121.34	117.70
54	BA	980	A	N1-C6-N6	-7.28	114.23	118.60
54	BA	2856	A	C5-C6-N1	7.28	121.34	117.70
21	AA	33	A	C5-C6-N1	7.28	121.34	117.70
37	BO	111	ARG	NE-CZ-NH1	7.28	123.94	120.30
54	BA	278	A	N1-C6-N6	-7.28	114.23	118.60
54	BA	2564	A	C5-C6-N1	7.28	121.34	117.70
21	AA	1219	A	C5-C6-N1	7.27	121.34	117.70
54	BA	2883	A	C5-C6-N1	7.27	121.34	117.70
21	AA	78	A	C5-C6-N1	7.27	121.34	117.70
25	BC	269	ARG	NE-CZ-NH1	7.27	123.94	120.30
38	BP	52	ARG	NE-CZ-NH1	7.27	123.94	120.30
54	BA	428	A	C5-C6-N1	7.27	121.34	117.70
54	BA	2366	A	C5-C6-N1	7.27	121.34	117.70
21	AA	53	A	C4-C5-C6	-7.27	113.36	117.00
24	A3	36	A	C5-C6-N1	7.27	121.33	117.70
54	BA	888	C	N3-C2-O2	-7.27	116.81	121.90
54	BA	909	A	C5-C6-N1	7.27	121.33	117.70
15	AP	25	ARG	NE-CZ-NH1	7.27	123.94	120.30
21	AA	313	A	C5-C6-N1	7.27	121.33	117.70
21	AA	622	A	C5-C6-N1	7.27	121.33	117.70
54	BA	311	A	C5-C6-N1	7.27	121.33	117.70
54	BA	1015	U	O4'-C1'-N1	7.27	114.02	108.20
54	BA	1089	A	C5-C6-N1	7.27	121.33	117.70
54	BA	2556	C	N3-C2-O2	-7.27	116.81	121.90
21	AA	1396	A	C5-C6-N1	7.27	121.33	117.70
21	AA	1492	A	C5-C6-N1	7.27	121.33	117.70
21	AA	7	A	C5-C6-N1	7.26	121.33	117.70
21	AA	1169	A	C5-C6-N1	7.26	121.33	117.70
21	AA	1246	A	C5-C6-N1	7.26	121.33	117.70
54	BA	2497	A	N1-C6-N6	-7.26	114.24	118.60
21	AA	694	A	C4-C5-C6	-7.26	113.37	117.00
54	BA	1757	A	C5-C6-N1	7.26	121.33	117.70
54	BA	2572	A	C5-C6-N1	7.26	121.33	117.70
54	BA	279	A	N1-C6-N6	-7.26	114.24	118.60

Continued on next page...

Continued from previous page...

Mol	Chain	Res	Type	Atoms	Z	Observed(°)	Ideal(°)
54	BA	1746	A	C5-C6-N1	7.26	121.33	117.70
54	BA	1953	A	C5-C6-N1	7.26	121.33	117.70
54	BA	2094	A	C5-C6-N1	7.26	121.33	117.70
54	BA	2566	A	C5-C6-N1	7.26	121.33	117.70
21	AA	109	A	C1'-O4'-C4'	-7.26	104.09	109.90
38	BP	112	ARG	NE-CZ-NH1	7.26	123.93	120.30
54	BA	817	C	N3-C2-O2	-7.26	116.82	121.90
21	AA	1350	A	C5-C6-N1	7.26	121.33	117.70
31	BI	102	ARG	NE-CZ-NH1	7.26	123.93	120.30
54	BA	1809	A	C5-C6-N1	7.26	121.33	117.70
54	BA	462	C	N3-C2-O2	-7.25	116.82	121.90
21	AA	270	A	C5-C6-N1	7.25	121.33	117.70
21	AA	563	A	C5-C6-N1	7.25	121.33	117.70
45	BW	38	ARG	NE-CZ-NH1	7.25	123.93	120.30
24	A3	11	A	N1-C6-N6	-7.25	114.25	118.60
54	BA	2851	A	C5-C6-N1	7.25	121.33	117.70
21	AA	171	A	C5-C6-N1	7.25	121.33	117.70
21	AA	182	A	C4-C5-C6	-7.25	113.38	117.00
54	BA	1730	C	N3-C2-O2	-7.25	116.83	121.90
21	AA	728	A	N1-C6-N6	-7.25	114.25	118.60
46	BX	10	ARG	NE-CZ-NH1	7.25	123.92	120.30
54	BA	1165	A	C5-C6-N1	7.25	121.32	117.70
21	AA	1046	A	N1-C6-N6	-7.25	114.25	118.60
21	AA	958	A	C5-C6-N1	7.25	121.32	117.70
54	BA	44	A	C5-C6-N1	7.25	121.32	117.70
54	BA	1175	A	C5-C6-N1	7.24	121.32	117.70
55	BB	91	C	O4'-C1'-N1	7.24	114.00	108.20
54	BA	1502	A	C5-C6-N1	7.24	121.32	117.70
54	BA	1611	C	N3-C2-O2	-7.24	116.83	121.90
21	AA	819	A	N1-C6-N6	-7.24	114.26	118.60
54	BA	483	A	N1-C6-N6	-7.24	114.25	118.60
54	BA	1590	A	N1-C6-N6	-7.24	114.26	118.60
21	AA	629	A	C4-C5-C6	-7.24	113.38	117.00
28	BF	29	ARG	NE-CZ-NH1	7.24	123.92	120.30
54	BA	829	A	N1-C6-N6	-7.24	114.26	118.60
21	AA	1280	A	C5-C6-N1	7.24	121.32	117.70
54	BA	354	A	C5-C6-N1	7.24	121.32	117.70
54	BA	1383	A	C5-C6-N1	7.24	121.32	117.70
54	BA	2150	C	N3-C2-O2	-7.24	116.83	121.90
21	AA	32	A	C5-C6-N1	7.24	121.32	117.70
54	BA	2434	A	C5-C6-N1	7.24	121.32	117.70
21	AA	325	A	C5-C6-N1	7.23	121.32	117.70

Continued on next page...

Continued from previous page...

Mol	Chain	Res	Type	Atoms	Z	Observed(°)	Ideal(°)
21	AA	702	A	N1-C6-N6	-7.23	114.26	118.60
21	AA	1132	C	N3-C2-O2	-7.23	116.84	121.90
54	BA	668	A	C5-C6-N1	7.23	121.32	117.70
55	BB	108	A	C5-C6-N1	7.23	121.32	117.70
21	AA	223	A	C5-C6-N1	7.23	121.32	117.70
54	BA	1754	A	N1-C6-N6	-7.23	114.26	118.60
54	BA	1885	A	C5-C6-N1	7.23	121.32	117.70
54	BA	2448	A	C5-C6-N1	7.23	121.32	117.70
24	A3	39	A	C5-C6-N1	7.23	121.31	117.70
54	BA	449	A	C5-C6-N1	7.23	121.31	117.70
54	BA	1961	C	N3-C2-O2	-7.23	116.84	121.90
54	BA	126	A	C5-C6-N1	7.23	121.31	117.70
54	BA	1784	A	C4-C5-C6	-7.23	113.39	117.00
54	BA	2406	A	C5-C6-N1	7.23	121.31	117.70
54	BA	2589	A	C5-C6-N1	7.23	121.31	117.70
54	BA	633	A	C5-C6-N1	7.23	121.31	117.70
21	AA	968	A	O4'-C1'-N9	7.22	113.98	108.20
21	AA	1136	C	N3-C2-O2	-7.22	116.84	121.90
54	BA	1301	A	N1-C6-N6	-7.22	114.27	118.60
21	AA	435	A	C4-C5-C6	-7.22	113.39	117.00
21	AA	781	A	N1-C6-N6	-7.22	114.27	118.60
54	BA	457	A	C4-C5-C6	-7.22	113.39	117.00
54	BA	845	A	C4-C5-C6	-7.22	113.39	117.00
54	BA	2170	A	C5-C6-N1	7.22	121.31	117.70
54	BA	104	A	C5-C6-N1	7.22	121.31	117.70
54	BA	1006	C	N3-C2-O2	-7.22	116.85	121.90
54	BA	595	C	N3-C2-O2	-7.22	116.85	121.90
54	BA	1260	A	C5-C6-N1	7.22	121.31	117.70
54	BA	2476	A	C5-C6-N1	7.22	121.31	117.70
21	AA	190	A	C5-C6-N1	7.22	121.31	117.70
21	AA	193	C	N3-C2-O2	-7.22	116.85	121.90
54	BA	2174	C	N3-C2-O2	-7.22	116.85	121.90
21	AA	1303	C	N3-C2-O2	-7.21	116.85	121.90
54	BA	181	A	C5-C6-N1	7.21	121.31	117.70
54	BA	2358	A	C5-C6-N1	7.21	121.31	117.70
54	BA	324	A	C5-C6-N1	7.21	121.31	117.70
54	BA	2051	A	C5-C6-N1	7.21	121.31	117.70
55	BB	115	A	C5-C6-N1	7.21	121.31	117.70
3	AD	80	ARG	NE-CZ-NH1	7.21	123.91	120.30
21	AA	1261	A	C5-C6-N1	7.21	121.30	117.70
34	BL	2	ARG	NE-CZ-NH2	7.21	123.90	120.30
54	BA	221	A	C5-C6-N1	7.21	121.30	117.70

Continued on next page...

Continued from previous page...

Mol	Chain	Res	Type	Atoms	Z	Observed(°)	Ideal(°)
41	BS	110	ARG	NE-CZ-NH1	7.21	123.90	120.30
21	AA	706	A	C5-C6-N1	7.20	121.30	117.70
21	AA	1022	A	C5-C6-N1	7.20	121.30	117.70
21	AA	1434	A	C5-C6-N1	7.20	121.30	117.70
54	BA	272	A	O4'-C1'-N9	7.20	113.96	108.20
54	BA	2541	A	C5-C6-N1	7.20	121.30	117.70
55	BB	59	A	C5-C6-N1	7.20	121.30	117.70
23	A2	79	A	C5-C6-N1	7.20	121.30	117.70
21	AA	575	G	P-O3'-C3'	7.20	128.34	119.70
54	BA	371	A	C5-C6-N1	7.20	121.30	117.70
21	AA	719	C	N3-C2-O2	-7.20	116.86	121.90
25	BC	132	ARG	NE-CZ-NH1	7.20	123.90	120.30
54	BA	1977	A	N1-C6-N6	-7.20	114.28	118.60
54	BA	677	A	C5-C6-N1	7.20	121.30	117.70
54	BA	2212	A	C5-C6-N1	7.20	121.30	117.70
54	BA	2634	A	N1-C6-N6	-7.20	114.28	118.60
9	AJ	37	ARG	NE-CZ-NH1	7.20	123.90	120.30
54	BA	1428	C	N1-C2-O2	7.20	123.22	118.90
21	AA	704	A	C4-C5-C6	-7.19	113.40	117.00
21	AA	1413	A	C5-C6-N1	7.19	121.30	117.70
54	BA	190	A	N1-C6-N6	-7.19	114.28	118.60
54	BA	1327	A	C4-C5-C6	-7.19	113.40	117.00
54	BA	2194	U	O4'-C1'-N1	7.19	113.95	108.20
54	BA	877	A	C5-C6-N1	7.19	121.30	117.70
54	BA	131	A	N1-C6-N6	-7.19	114.29	118.60
54	BA	454	A	N1-C6-N6	-7.19	114.29	118.60
54	BA	743	A	N1-C6-N6	-7.19	114.29	118.60
54	BA	1800	C	N3-C2-O2	-7.19	116.87	121.90
54	BA	1915	U	O4'-C1'-N1	7.19	113.95	108.20
21	AA	1524	C	N3-C2-O2	-7.18	116.87	121.90
54	BA	227	A	C4-C5-C6	-7.18	113.41	117.00
54	BA	1044	C	N3-C2-O2	-7.18	116.87	121.90
54	BA	2177	C	N3-C2-O2	-7.18	116.87	121.90
21	AA	325	A	N1-C6-N6	-7.18	114.29	118.60
21	AA	1395	C	N3-C2-O2	-7.18	116.87	121.90
54	BA	2163	A	C5-C6-N1	7.18	121.29	117.70
21	AA	1014	A	C5-C6-N1	7.18	121.29	117.70
21	AA	1428	A	C5-C6-N1	7.18	121.29	117.70
2	AC	155	ARG	NE-CZ-NH1	7.18	123.89	120.30
9	AJ	45	ARG	NE-CZ-NH1	7.18	123.89	120.30
21	AA	539	A	C4-C5-C6	-7.18	113.41	117.00
21	AA	602	A	C5-C6-N1	7.18	121.29	117.70

Continued on next page...

Continued from previous page...

Mol	Chain	Res	Type	Atoms	Z	Observed(°)	Ideal(°)
21	AA	681	A	C4-C5-C6	-7.18	113.41	117.00
54	BA	2060	A	C5-C6-N1	7.18	121.29	117.70
7	AH	87	ARG	NE-CZ-NH2	7.18	123.89	120.30
54	BA	1978	A	C5-C6-N1	7.18	121.29	117.70
54	BA	2610	C	N3-C2-O2	-7.18	116.88	121.90
21	AA	1357	A	C5-C6-N1	7.18	121.29	117.70
21	AA	1441	A	C4-C5-C6	-7.18	113.41	117.00
26	BD	83	ARG	NE-CZ-NH1	7.18	123.89	120.30
54	BA	1169	A	C4-C5-C6	-7.18	113.41	117.00
54	BA	1241	A	C5-C6-N1	7.18	121.29	117.70
54	BA	2752	C	N3-C2-O2	-7.18	116.88	121.90
21	AA	754	C	N1-C2-O2	7.17	123.20	118.90
54	BA	472	A	C5-C6-N1	7.17	121.29	117.70
54	BA	1204	A	C5-C6-N1	7.17	121.29	117.70
54	BA	1226	A	C5-C6-N1	7.17	121.29	117.70
21	AA	451	A	C5-C6-N1	7.17	121.29	117.70
21	AA	1042	A	C5-C6-N1	7.17	121.28	117.70
21	AA	1191	A	C5-C6-N1	7.17	121.28	117.70
54	BA	430	A	C5-C6-N1	7.17	121.28	117.70
54	BA	2676	C	N3-C2-O2	-7.17	116.88	121.90
21	AA	547	A	C4-C5-C6	-7.17	113.42	117.00
54	BA	38	A	C5-C6-N1	7.17	121.28	117.70
54	BA	1544	A	C5-C6-N1	7.17	121.28	117.70
54	BA	2198	A	C5-C6-N1	7.17	121.28	117.70
54	BA	2614	A	C5-C6-N1	7.17	121.28	117.70
21	AA	452	A	C4-C5-C6	-7.17	113.42	117.00
54	BA	83	A	N1-C6-N6	-7.17	114.30	118.60
54	BA	226	A	C5-C6-N1	7.17	121.28	117.70
54	BA	1637	A	N1-C6-N6	-7.17	114.30	118.60
54	BA	2451	A	C5-C6-N1	7.17	121.28	117.70
21	AA	1410	A	C5-C6-N1	7.17	121.28	117.70
54	BA	231	A	N1-C6-N6	-7.17	114.30	118.60
54	BA	344	A	C5-C6-N1	7.17	121.28	117.70
54	BA	1067	A	C5-C6-N1	7.17	121.28	117.70
54	BA	1382	G	O4'-C1'-N9	7.17	113.93	108.20
54	BA	1470	A	C5-C6-N1	7.17	121.28	117.70
54	BA	2712	C	N3-C2-O2	-7.17	116.88	121.90
55	BB	88	C	N3-C2-O2	-7.17	116.89	121.90
21	AA	1044	A	C5-C6-N1	7.16	121.28	117.70
21	AA	817	C	N3-C2-O2	-7.16	116.89	121.90
54	BA	294	A	C4-C5-C6	-7.16	113.42	117.00
54	BA	947	A	N1-C6-N6	-7.16	114.30	118.60

Continued on next page...

Continued from previous page...

Mol	Chain	Res	Type	Atoms	Z	Observed(°)	Ideal(°)
54	BA	2171	A	C5-C6-N1	7.16	121.28	117.70
54	BA	1348	C	O4'-C1'-N1	7.16	113.93	108.20
55	BB	11	C	N3-C2-O2	-7.16	116.89	121.90
54	BA	84	A	C5-C6-N1	7.16	121.28	117.70
21	AA	51	A	C5-C6-N1	7.16	121.28	117.70
24	A3	58	A	C5-C6-N1	7.16	121.28	117.70
43	BU	6	ARG	NE-CZ-NH1	7.16	123.88	120.30
54	BA	1147	A	N1-C6-N6	-7.16	114.31	118.60
21	AA	460	A	N1-C6-N6	-7.15	114.31	118.60
21	AA	1036	A	C5-C6-N1	7.15	121.28	117.70
54	BA	347	A	C5-C6-N1	7.15	121.28	117.70
21	AA	371	A	N1-C6-N6	-7.15	114.31	118.60
54	BA	1353	A	C5-C6-N1	7.15	121.28	117.70
54	BA	2278	A	C5-C6-N1	7.15	121.28	117.70
54	BA	2823	A	C5-C6-N1	7.15	121.28	117.70
21	AA	487	A	C5-C6-N1	7.15	121.28	117.70
54	BA	480	A	N1-C6-N6	-7.15	114.31	118.60
54	BA	2829	A	C5-C6-N1	7.15	121.28	117.70
54	BA	743	A	C5-C6-N1	7.15	121.27	117.70
54	BA	1151	A	C5-C6-N1	7.15	121.28	117.70
54	BA	1641	A	C5-C6-N1	7.15	121.27	117.70
21	AA	545	C	N3-C2-O2	-7.15	116.90	121.90
21	AA	687	A	C5-C6-N1	7.15	121.27	117.70
54	BA	716	A	N1-C6-N6	-7.15	114.31	118.60
54	BA	975	A	C5-C6-N1	7.15	121.27	117.70
54	BA	1503	A	N1-C6-N6	-7.15	114.31	118.60
21	AA	559	A	C5-C6-N1	7.14	121.27	117.70
21	AA	795	C	N3-C2-O2	-7.14	116.90	121.90
54	BA	311	A	C4-C5-C6	-7.14	113.43	117.00
54	BA	1001	A	N1-C6-N6	-7.14	114.31	118.60
54	BA	1771	C	N3-C2-O2	-7.14	116.90	121.90
54	BA	2835	A	C4-C5-C6	-7.14	113.43	117.00
21	AA	1203	C	N3-C2-O2	-7.14	116.90	121.90
54	BA	355	U	O4'-C1'-N1	7.14	113.91	108.20
54	BA	1788	C	N3-C2-O2	-7.14	116.90	121.90
54	BA	181	A	C4-C5-C6	-7.14	113.43	117.00
54	BA	1822	C	N3-C2-O2	-7.14	116.90	121.90
54	BA	2639	A	C5-C6-N1	7.14	121.27	117.70
54	BA	2738	A	C4-C5-C6	-7.14	113.43	117.00
54	BA	1608	A	C5-C6-N1	7.13	121.27	117.70
22	A1	74	C	N3-C2-O2	-7.13	116.91	121.90
54	BA	644	A	C5-C6-N1	7.13	121.27	117.70

Continued on next page...

Continued from previous page...

Mol	Chain	Res	Type	Atoms	Z	Observed(°)	Ideal(°)
21	AA	196	A	N1-C6-N6	-7.13	114.32	118.60
21	AA	990	C	N3-C2-O2	-7.13	116.91	121.90
21	AA	1443	C	N3-C2-O2	-7.13	116.91	121.90
36	BN	12	ARG	NE-CZ-NH1	7.13	123.86	120.30
54	BA	671	C	N3-C2-O2	-7.13	116.91	121.90
54	BA	1609	A	C1'-O4'-C4'	-7.13	104.20	109.90
21	AA	263	A	C5-C6-N1	7.13	121.26	117.70
54	BA	2013	A	N1-C6-N6	-7.13	114.32	118.60
54	BA	2173	A	C5-C6-N1	7.13	121.26	117.70
21	AA	1332	A	N1-C6-N6	-7.12	114.33	118.60
21	AA	1508	A	C5-C6-N1	7.12	121.26	117.70
54	BA	2821	A	C5-C6-N1	7.12	121.26	117.70
34	BL	33	ARG	NE-CZ-NH1	7.12	123.86	120.30
54	BA	13	A	C5-C6-N1	7.12	121.26	117.70
54	BA	466	A	N1-C6-N6	-7.12	114.33	118.60
54	BA	2352	A	C5-C6-N1	7.12	121.26	117.70
54	BA	2598	A	C5-C6-N1	7.12	121.26	117.70
24	A3	38	A	C5-C6-N1	7.12	121.26	117.70
54	BA	735	A	C5-C6-N1	7.12	121.26	117.70
54	BA	782	A	C5-C6-N1	7.12	121.26	117.70
54	BA	2600	A	C4-C5-C6	-7.12	113.44	117.00
54	BA	472	A	N1-C6-N6	-7.12	114.33	118.60
21	AA	900	A	C5-C6-N1	7.12	121.26	117.70
54	BA	893	C	N3-C2-O2	-7.12	116.92	121.90
21	AA	431	A	C5-C6-N1	7.12	121.26	117.70
54	BA	1395	A	C5-C6-N1	7.12	121.26	117.70
54	BA	2227	A	C5-C6-N1	7.12	121.26	117.70
18	AS	35	ARG	NE-CZ-NH1	7.12	123.86	120.30
21	AA	648	A	C5-C6-N1	7.12	121.26	117.70
21	AA	1408	A	N1-C6-N6	-7.12	114.33	118.60
54	BA	1808	A	C5-C6-N1	7.12	121.26	117.70
54	BA	127	A	C5-C6-N1	7.11	121.26	117.70
54	BA	587	C	O4'-C1'-N1	7.11	113.89	108.20
21	AA	441	A	C5-C6-N1	7.11	121.26	117.70
21	AA	1500	A	C4-C5-C6	-7.11	113.44	117.00
54	BA	249	C	N3-C2-O2	-7.11	116.92	121.90
54	BA	944	C	N3-C2-O2	-7.11	116.92	121.90
54	BA	2403	C	N3-C2-O2	-7.11	116.92	121.90
54	BA	2459	A	C5-C6-N1	7.11	121.26	117.70
54	BA	1493	C	N3-C2-O2	-7.11	116.92	121.90
54	BA	1876	A	N1-C6-N6	-7.11	114.33	118.60
22	A1	23	A	C5-C6-N1	7.11	121.25	117.70

Continued on next page...

Continued from previous page...

Mol	Chain	Res	Type	Atoms	Z	Observed(°)	Ideal(°)
21	AA	411	A	N1-C6-N6	-7.11	114.34	118.60
54	BA	347	A	C4-C5-C6	-7.11	113.45	117.00
54	BA	765	C	N3-C2-O2	-7.11	116.93	121.90
54	BA	1039	A	C5-C6-N1	7.11	121.25	117.70
21	AA	777	A	C5-C6-N1	7.10	121.25	117.70
21	AA	1005	A	N1-C6-N6	-7.10	114.34	118.60
54	BA	1419	A	N1-C6-N6	-7.10	114.34	118.60
21	AA	1225	A	C5-C6-N1	7.10	121.25	117.70
54	BA	917	A	N1-C6-N6	-7.10	114.34	118.60
21	AA	872	A	O4'-C1'-N9	7.10	113.88	108.20
21	AA	306	A	N1-C6-N6	-7.10	114.34	118.60
21	AA	695	A	C5-C6-N1	7.10	121.25	117.70
22	A1	16	C	N3-C2-O2	-7.10	116.93	121.90
21	AA	1111	A	C5-C6-N1	7.10	121.25	117.70
24	A3	49	C	N3-C2-O2	-7.10	116.93	121.90
54	BA	2191	A	C5-C6-N1	7.10	121.25	117.70
54	BA	1272	A	C5-C6-N1	7.10	121.25	117.70
9	AJ	89	ARG	NE-CZ-NH1	7.09	123.85	120.30
21	AA	1336	C	N1-C2-O2	7.09	123.16	118.90
54	BA	575	A	C5-C6-N1	7.09	121.25	117.70
54	BA	160	A	C5-C6-N1	7.09	121.25	117.70
54	BA	477	A	C5-C6-N1	7.09	121.25	117.70
54	BA	2666	C	N1-C2-O2	7.09	123.16	118.90
21	AA	80	A	N1-C6-N6	-7.09	114.34	118.60
21	AA	1248	A	C5-C6-N1	7.09	121.25	117.70
37	BO	102	ARG	NE-CZ-NH2	-7.09	116.75	120.30
54	BA	2328	A	C5-C6-N1	7.09	121.25	117.70
21	AA	1226	C	N3-C2-O2	-7.09	116.94	121.90
21	AA	1452	C	N3-C2-O2	-7.09	116.94	121.90
22	A1	70	C	N3-C2-O2	-7.09	116.94	121.90
54	BA	53	A	C5-C6-N1	7.09	121.24	117.70
54	BA	131	A	C5-C6-N1	7.09	121.25	117.70
54	BA	1322	A	C4-C5-C6	-7.09	113.45	117.00
54	BA	1575	C	N3-C2-O2	-7.09	116.94	121.90
21	AA	1306	A	N1-C6-N6	-7.09	114.35	118.60
54	BA	95	A	C5-C6-N1	7.09	121.24	117.70
54	BA	936	A	N1-C6-N6	-7.09	114.35	118.60
54	BA	1129	A	O4'-C1'-N9	7.09	113.87	108.20
54	BA	2675	A	N1-C6-N6	-7.09	114.35	118.60
54	BA	2058	A	C5-C6-N1	7.09	121.24	117.70
54	BA	752	A	C5-C6-N1	7.08	121.24	117.70
21	AA	596	A	N1-C6-N6	-7.08	114.35	118.60

Continued on next page...

Continued from previous page...

Mol	Chain	Res	Type	Atoms	Z	Observed(°)	Ideal(°)
22	A1	21	A	C5-C6-N1	7.08	121.24	117.70
54	BA	262	A	C4-C5-C6	-7.08	113.46	117.00
24	A3	22	A	C5-C6-N1	7.08	121.24	117.70
43	BU	21	ARG	NE-CZ-NH1	7.08	123.84	120.30
54	BA	163	C	N3-C2-O2	-7.08	116.94	121.90
21	AA	151	A	C4-C5-C6	-7.08	113.46	117.00
21	AA	493	A	C5-C6-N1	7.08	121.24	117.70
25	BC	211	ARG	NE-CZ-NH1	7.08	123.84	120.30
54	BA	21	A	C4-C5-C6	-7.08	113.46	117.00
54	BA	209	C	O4'-C1'-N1	7.08	113.86	108.20
54	BA	789	A	C5-C6-N1	7.08	121.24	117.70
54	BA	2498	C	N3-C2-O2	-7.08	116.95	121.90
21	AA	1251	A	C4-C5-C6	-7.08	113.46	117.00
24	A3	35	C	N3-C2-O2	-7.08	116.95	121.90
35	BM	44	ARG	NE-CZ-NH1	7.08	123.84	120.30
54	BA	1914	C	N3-C2-O2	-7.08	116.95	121.90
21	AA	327	A	C4-C5-C6	-7.08	113.46	117.00
21	AA	1363	A	C5-C6-N1	7.08	121.24	117.70
21	AA	1460	C	N3-C2-O2	-7.08	116.95	121.90
54	BA	892	A	C5-C6-N1	7.08	121.24	117.70
54	BA	1571	A	C5-C6-N1	7.08	121.24	117.70
54	BA	1593	A	C5-C6-N1	7.08	121.24	117.70
21	AA	909	A	C5-C6-N1	7.07	121.24	117.70
21	AA	1483	A	N1-C6-N6	-7.07	114.36	118.60
54	BA	1638	C	N3-C2-O2	-7.07	116.95	121.90
21	AA	1137	C	N3-C2-O2	-7.07	116.95	121.90
21	AA	353	A	O4'-C1'-N9	7.07	113.86	108.20
21	AA	1418	A	C5-C6-N1	7.07	121.23	117.70
54	BA	1033	U	O4'-C1'-N1	7.07	113.86	108.20
54	BA	2478	A	N1-C6-N6	-7.07	114.36	118.60
21	AA	1259	C	N3-C2-O2	-7.07	116.95	121.90
54	BA	1749	A	C5-C6-N1	7.07	121.23	117.70
54	BA	2374	C	N3-C2-O2	-7.07	116.95	121.90
54	BA	995	C	N3-C2-O2	-7.07	116.95	121.90
54	BA	1335	C	N3-C2-O2	-7.07	116.95	121.90
21	AA	47	C	N3-C2-O2	-7.07	116.95	121.90
21	AA	949	A	C5-C6-N1	7.07	121.23	117.70
54	BA	94	A	C5-C6-N1	7.07	121.23	117.70
54	BA	513	A	C4-C5-C6	-7.07	113.47	117.00
21	AA	495	A	N1-C6-N6	-7.06	114.36	118.60
21	AA	1468	A	C5-C6-N1	7.06	121.23	117.70
54	BA	1403	A	C5-C6-N1	7.06	121.23	117.70

Continued on next page...

Continued from previous page...

Mol	Chain	Res	Type	Atoms	Z	Observed(°)	Ideal(°)
54	BA	2225	A	N1-C6-N6	-7.06	114.36	118.60
24	A3	14	A	N1-C6-N6	-7.06	114.36	118.60
54	BA	457	A	C5-C6-N1	7.06	121.23	117.70
21	AA	576	C	N1-C2-O2	7.06	123.14	118.90
54	BA	1938	A	C4-C5-C6	-7.06	113.47	117.00
54	BA	2516	A	C4-C5-C6	-7.06	113.47	117.00
21	AA	1257	A	C4-C5-C6	-7.05	113.47	117.00
54	BA	217	A	N1-C6-N6	-7.05	114.37	118.60
54	BA	927	A	C4-C5-C6	-7.05	113.47	117.00
54	BA	1431	A	C5-C6-N1	7.05	121.23	117.70
21	AA	1466	C	N3-C2-O2	-7.05	116.96	121.90
54	BA	1508	A	C5-C6-N1	7.05	121.23	117.70
21	AA	692	U	N3-C2-O2	-7.05	117.26	122.20
21	AA	1163	A	C5-C6-N1	7.05	121.22	117.70
21	AA	1413	A	C4-C5-C6	-7.05	113.47	117.00
33	BK	49	ARG	NE-CZ-NH1	7.05	123.83	120.30
6	AG	142	ARG	NE-CZ-NH1	7.05	123.83	120.30
21	AA	1035	A	C5-C6-N1	7.05	121.22	117.70
21	AA	1318	A	C5-C6-N1	7.05	121.22	117.70
54	BA	439	A	C5-C6-N1	7.05	121.22	117.70
54	BA	2101	A	C5-C6-N1	7.05	121.22	117.70
54	BA	2887	A	C4-C5-C6	-7.05	113.48	117.00
21	AA	1499	A	C5-C6-N1	7.05	121.22	117.70
26	BD	13	ARG	NE-CZ-NH1	7.05	123.82	120.30
54	BA	251	A	N1-C6-N6	-7.05	114.37	118.60
54	BA	1287	A	C5-C6-N1	7.05	121.22	117.70
54	BA	1812	U	O4'-C1'-N1	7.05	113.84	108.20
54	BA	2734	A	C4-C5-C6	-7.05	113.48	117.00
54	BA	1302	A	C5-C6-N1	7.04	121.22	117.70
54	BA	2518	A	C5-C6-N1	7.04	121.22	117.70
21	AA	71	A	C5-C6-N1	7.04	121.22	117.70
24	A3	44	A	C4-C5-C6	-7.04	113.48	117.00
48	BZ	15	ARG	NE-CZ-NH1	7.04	123.82	120.30
54	BA	749	A	C4-C5-C6	-7.04	113.48	117.00
54	BA	1098	A	C5-C6-N1	7.04	121.22	117.70
54	BA	2151	U	O4'-C1'-N1	7.04	113.83	108.20
49	B0	12	ARG	NE-CZ-NH1	7.04	123.82	120.30
54	BA	602	A	C5-C6-N1	7.04	121.22	117.70
5	AF	79	ARG	NE-CZ-NH1	7.04	123.82	120.30
21	AA	1271	A	C5-C6-N1	7.04	121.22	117.70
54	BA	1739	A	C5-C6-N1	7.04	121.22	117.70
54	BA	2335	A	C5-C6-N1	7.04	121.22	117.70

Continued on next page...

Continued from previous page...

Mol	Chain	Res	Type	Atoms	Z	Observed(°)	Ideal(°)
54	BA	2711	A	C5-C6-N1	7.04	121.22	117.70
21	AA	579	A	C5-C6-N1	7.04	121.22	117.70
21	AA	765	G	O4'-C1'-N9	7.04	113.83	108.20
21	AA	974	A	C5-C6-N1	7.04	121.22	117.70
21	AA	1502	A	C5-C6-N1	7.04	121.22	117.70
54	BA	1009	A	C4-C5-C6	-7.04	113.48	117.00
54	BA	2092	U	O4'-C1'-N1	7.04	113.83	108.20
21	AA	1408	A	C5-C6-N1	7.03	121.22	117.70
30	BH	51	ARG	NE-CZ-NH1	7.03	123.82	120.30
54	BA	1993	U	O4'-C1'-N1	7.03	113.83	108.20
21	AA	5	U	C1'-O4'-C4'	-7.03	104.28	109.90
54	BA	1046	A	C5-C6-N1	7.03	121.22	117.70
54	BA	1307	A	C5-C6-N1	7.03	121.22	117.70
54	BA	1354	A	C5-C6-N1	7.03	121.22	117.70
54	BA	1433	A	C5-C6-N1	7.03	121.22	117.70
54	BA	1634	A	C5-C6-N1	7.03	121.22	117.70
54	BA	1916	A	C5-C6-N1	7.03	121.22	117.70
54	BA	2103	C	N3-C2-O2	-7.03	116.98	121.90
54	BA	2082	A	C5-C6-N1	7.03	121.22	117.70
21	AA	816	A	C5-C6-N1	7.03	121.21	117.70
21	AA	1155	A	C5-C6-N1	7.03	121.21	117.70
54	BA	621	A	C5-C6-N1	7.03	121.21	117.70
54	BA	821	A	C4-C5-C6	-7.03	113.49	117.00
54	BA	2530	A	C5-C6-N1	7.03	121.21	117.70
14	AO	16	ARG	NE-CZ-NH1	7.02	123.81	120.30
21	AA	1096	C	N3-C2-O2	-7.02	116.98	121.90
8	AI	10	ARG	NE-CZ-NH1	7.02	123.81	120.30
21	AA	187	G	C1'-O4'-C4'	-7.02	104.28	109.90
21	AA	860	A	C5-C6-N1	7.02	121.21	117.70
54	BA	574	A	C5-C6-N1	7.02	121.21	117.70
54	BA	610	C	O4'-C1'-N1	7.02	113.82	108.20
54	BA	1618	A	N1-C6-N6	-7.02	114.39	118.60
54	BA	2309	A	C4-C5-C6	-7.02	113.49	117.00
54	BA	751	A	C1'-O4'-C4'	-7.02	104.28	109.90
54	BA	2054	A	C5-C6-N1	7.02	121.21	117.70
45	BW	54	ARG	NE-CZ-NH2	7.02	123.81	120.30
54	BA	466	A	C5-C6-N1	7.02	121.21	117.70
21	AA	1400	C	N3-C2-O2	-7.02	116.99	121.90
24	A3	16	C	N3-C2-O2	-7.02	116.99	121.90
21	AA	946	A	C5-C6-N1	7.01	121.21	117.70
21	AA	1032	G	O4'-C1'-N9	7.01	113.81	108.20
54	BA	460	A	C5-C6-N1	7.01	121.21	117.70

Continued on next page...

Continued from previous page...

Mol	Chain	Res	Type	Atoms	Z	Observed(°)	Ideal(°)
54	BA	503	A	N1-C6-N6	-7.01	114.39	118.60
54	BA	933	A	N1-C6-N6	-7.01	114.39	118.60
54	BA	1551	A	C5-C6-N1	7.01	121.21	117.70
54	BA	435	C	O4'-C1'-N1	7.01	113.81	108.20
54	BA	1454	C	N3-C2-O2	-7.01	116.99	121.90
21	AA	549	C	N3-C2-O2	-7.01	116.99	121.90
21	AA	1045	C	N3-C2-O2	-7.01	116.99	121.90
22	A1	47	U	O4'-C1'-N1	7.01	113.81	108.20
54	BA	2145	C	N3-C2-O2	-7.01	116.99	121.90
22	A1	75	C	N3-C4-N4	-7.01	113.09	118.00
54	BA	901	C	N3-C2-O2	-7.01	116.99	121.90
54	BA	2146	C	N3-C2-O2	-7.01	116.99	121.90
54	BA	2183	A	C5-C6-N1	7.01	121.20	117.70
54	BA	878	A	C5-C6-N1	7.01	121.20	117.70
54	BA	1745	A	C5-C6-N1	7.01	121.20	117.70
54	BA	2738	A	C5-C6-N1	7.01	121.20	117.70
54	BA	1133	A	C5-C6-N1	7.00	121.20	117.70
21	AA	694	A	C5-C6-N1	7.00	121.20	117.70
54	BA	693	A	C5-C6-N1	7.00	121.20	117.70
21	AA	83	C	N3-C2-O2	-7.00	117.00	121.90
21	AA	179	A	C5-C6-N1	7.00	121.20	117.70
21	AA	819	A	C5-C6-N1	7.00	121.20	117.70
21	AA	1146	A	N1-C6-N6	-7.00	114.40	118.60
54	BA	1969	A	N1-C6-N6	-7.00	114.40	118.60
54	BA	2158	A	C4-C5-C6	-7.00	113.50	117.00
54	BA	2478	A	C5-C6-N1	7.00	121.20	117.70
54	BA	2851	A	N1-C6-N6	-7.00	114.40	118.60
21	AA	98	A	C5-C6-N1	7.00	121.20	117.70
54	BA	1532	A	C5-C6-N1	7.00	121.20	117.70
54	BA	1583	A	C4-C5-C6	-7.00	113.50	117.00
21	AA	750	C	N3-C2-O2	-6.99	117.00	121.90
21	AA	1262	C	N3-C2-O2	-6.99	117.00	121.90
54	BA	1505	A	C4-C5-C6	-6.99	113.50	117.00
54	BA	1735	A	N1-C6-N6	-6.99	114.40	118.60
54	BA	2776	A	C5-C6-N1	6.99	121.20	117.70
45	BW	19	ARG	NE-CZ-NH1	6.99	123.80	120.30
54	BA	844	A	C5-C6-N1	6.99	121.20	117.70
21	AA	250	A	C5-C6-N1	6.99	121.19	117.70
54	BA	415	A	C5-C6-N1	6.99	121.19	117.70
21	AA	793	U	C1'-O4'-C4'	-6.99	104.31	109.90
21	AA	1082	A	C4-C5-C6	-6.99	113.51	117.00
54	BA	480	A	C5-C6-N1	6.99	121.19	117.70

Continued on next page...

Continued from previous page...

Mol	Chain	Res	Type	Atoms	Z	Observed(°)	Ideal(°)
54	BA	2327	A	C5-C6-N1	6.99	121.19	117.70
54	BA	1786	A	C4-C5-C6	-6.99	113.51	117.00
54	BA	2006	C	N3-C2-O2	-6.99	117.01	121.90
54	BA	2169	A	O4'-C1'-N9	6.99	113.79	108.20
54	BA	1522	A	C5-C6-N1	6.99	121.19	117.70
54	BA	1966	A	C5-C6-N1	6.99	121.19	117.70
21	AA	1293	C	N3-C2-O2	-6.98	117.01	121.90
55	BB	115	A	C4-C5-C6	-6.98	113.51	117.00
21	AA	673	A	C4-C5-C6	-6.98	113.51	117.00
21	AA	1117	A	C5-C6-N1	6.98	121.19	117.70
21	AA	1329	A	C5-C6-N1	6.98	121.19	117.70
49	B0	16	ARG	NE-CZ-NH1	6.98	123.79	120.30
54	BA	900	A	C4-C5-C6	-6.98	113.51	117.00
54	BA	1014	A	C4-C5-C6	-6.98	113.51	117.00
54	BA	2612	C	N3-C2-O2	-6.98	117.01	121.90
21	AA	872	A	N1-C6-N6	-6.98	114.41	118.60
54	BA	423	A	C5-C6-N1	6.98	121.19	117.70
54	BA	1752	C	N3-C2-O2	-6.98	117.02	121.90
21	AA	192	A	C5-C6-N1	6.98	121.19	117.70
21	AA	274	A	C5-C6-N1	6.98	121.19	117.70
54	BA	744	U	O4'-C1'-N1	6.98	113.78	108.20
54	BA	1583	A	C5-C6-N1	6.98	121.19	117.70
39	BQ	91	ARG	NE-CZ-NH1	6.98	123.79	120.30
54	BA	1987	A	C4-C5-C6	-6.98	113.51	117.00
21	AA	336	A	C4-C5-C6	-6.97	113.51	117.00
21	AA	386	C	N3-C2-O2	-6.97	117.02	121.90
21	AA	749	A	C5-C6-N1	6.97	121.19	117.70
21	AA	1465	A	C5-C6-N1	6.97	121.19	117.70
54	BA	204	A	C4-C5-C6	-6.97	113.51	117.00
21	AA	1500	A	C5-C6-N1	6.97	121.19	117.70
54	BA	1214	A	C5-C6-N1	6.97	121.19	117.70
55	BB	35	C	N1-C2-O2	6.97	123.08	118.90
21	AA	949	A	C4-C5-C6	-6.97	113.51	117.00
21	AA	892	A	C5-C6-N1	6.97	121.19	117.70
54	BA	270	A	C4-C5-C6	-6.97	113.52	117.00
54	BA	900	A	C5-C6-N1	6.97	121.18	117.70
55	BB	78	A	C5-C6-N1	6.97	121.18	117.70
21	AA	900	A	N1-C6-N6	-6.97	114.42	118.60
21	AA	913	A	C4-C5-C6	-6.97	113.52	117.00
54	BA	332	A	O4'-C1'-N9	6.97	113.77	108.20
21	AA	653	U	N3-C2-O2	-6.96	117.33	122.20
21	AA	155	A	C5-C6-N1	6.96	121.18	117.70

Continued on next page...

Continued from previous page...

Mol	Chain	Res	Type	Atoms	Z	Observed(°)	Ideal(°)
54	BA	1367	A	C4-C5-C6	-6.96	113.52	117.00
21	AA	101	A	C5-C6-N1	6.96	121.18	117.70
21	AA	675	A	C5-C6-N1	6.96	121.18	117.70
21	AA	936	C	N3-C2-O2	-6.96	117.03	121.90
54	BA	1347	A	C5-C6-N1	6.96	121.18	117.70
21	AA	781	A	C5-C6-N1	6.96	121.18	117.70
21	AA	1110	A	C5-C6-N1	6.96	121.18	117.70
25	BC	51	ARG	NE-CZ-NH1	6.96	123.78	120.30
54	BA	216	A	N1-C6-N6	-6.96	114.42	118.60
55	BB	90	C	N3-C2-O2	-6.96	117.03	121.90
21	AA	327	A	C5-C6-N1	6.96	121.18	117.70
54	BA	613	A	C5-C6-N1	6.96	121.18	117.70
54	BA	689	A	C4-C5-C6	-6.96	113.52	117.00
54	BA	1549	A	C5-C6-N1	6.96	121.18	117.70
54	BA	1942	C	N3-C2-O2	-6.96	117.03	121.90
54	BA	2473	U	N3-C2-O2	-6.96	117.33	122.20
21	AA	364	A	C5-C6-N1	6.96	121.18	117.70
21	AA	1468	A	N1-C6-N6	-6.96	114.43	118.60
54	BA	1821	A	C4-C5-C6	-6.96	113.52	117.00
21	AA	1311	A	C5-C6-N1	6.95	121.18	117.70
54	BA	2758	A	C4-C5-C6	-6.95	113.52	117.00
21	AA	199	A	C5-C6-N1	6.95	121.18	117.70
54	BA	2013	A	C5-C6-N1	6.95	121.18	117.70
21	AA	80	A	C5-C6-N1	6.95	121.17	117.70
33	BK	30	ARG	NE-CZ-NH1	6.95	123.78	120.30
40	BR	79	ARG	NE-CZ-NH1	6.95	123.78	120.30
46	BX	26	ARG	NE-CZ-NH1	6.95	123.78	120.30
54	BA	590	A	C5-C6-N1	6.95	121.17	117.70
54	BA	1446	C	N3-C2-O2	-6.95	117.03	121.90
54	BA	2347	C	O4'-C1'-N1	6.95	113.76	108.20
13	AN	61	ARG	NE-CZ-NH1	6.95	123.78	120.30
21	AA	28	A	C5-C6-N1	6.95	121.17	117.70
21	AA	1059	C	N3-C2-O2	-6.95	117.04	121.90
21	AA	1179	A	C5-C6-N1	6.95	121.17	117.70
22	A1	58	A	C5-C6-N1	6.95	121.17	117.70
54	BA	21	A	C5-C6-N1	6.95	121.17	117.70
54	BA	1947	C	N3-C2-O2	-6.95	117.04	121.90
21	AA	303	A	N1-C6-N6	-6.95	114.43	118.60
54	BA	1328	A	N1-C6-N6	-6.95	114.43	118.60
54	BA	2211	A	C5-C6-N1	6.95	121.17	117.70
54	BA	2430	A	N1-C6-N6	-6.95	114.43	118.60
54	BA	2468	A	C5-C6-N1	6.95	121.17	117.70

Continued on next page...

Continued from previous page...

Mol	Chain	Res	Type	Atoms	Z	Observed(°)	Ideal(°)
54	BA	103	A	C5-C6-N1	6.94	121.17	117.70
54	BA	632	A	N1-C6-N6	-6.94	114.43	118.60
21	AA	475	C	N3-C2-O2	-6.94	117.04	121.90
21	AA	934	C	N3-C2-O2	-6.94	117.04	121.90
54	BA	851	C	N3-C2-O2	-6.94	117.04	121.90
54	BA	1241	A	N1-C6-N6	-6.94	114.44	118.60
54	BA	1384	A	C5-C6-N1	6.94	121.17	117.70
21	AA	1126	U	N3-C2-O2	-6.94	117.34	122.20
54	BA	1027	A	C5-C6-N1	6.94	121.17	117.70
54	BA	1050	A	C4-C5-C6	-6.94	113.53	117.00
21	AA	729	A	C5-C6-N1	6.94	121.17	117.70
54	BA	155	A	N1-C6-N6	-6.94	114.44	118.60
54	BA	2432	A	C5-C6-N1	6.94	121.17	117.70
21	AA	1518	A	C5-C6-N1	6.94	121.17	117.70
24	A3	74	A	N1-C6-N6	-6.94	114.44	118.60
54	BA	2476	A	N1-C6-N6	-6.94	114.44	118.60
21	AA	422	C	N3-C2-O2	-6.94	117.05	121.90
24	A3	60	A	C5-C6-N1	6.94	121.17	117.70
39	BQ	10	ARG	NE-CZ-NH1	6.94	123.77	120.30
54	BA	821	A	C5-C6-N1	6.94	121.17	117.70
55	BB	50	A	C4-C5-C6	-6.94	113.53	117.00
34	BL	59	ARG	NE-CZ-NH1	6.93	123.77	120.30
54	BA	470	A	N1-C6-N6	-6.93	114.44	118.60
54	BA	705	A	C5-C6-N1	6.93	121.17	117.70
54	BA	988	A	C5-C6-N1	6.93	121.17	117.70
54	BA	1508	A	O4'-C1'-N9	6.93	113.75	108.20
54	BA	1793	C	N3-C2-O2	-6.93	117.05	121.90
21	AA	228	A	C5-C6-N1	6.93	121.17	117.70
21	AA	1248	A	C4-C5-C6	-6.93	113.53	117.00
47	BY	29	ARG	NE-CZ-NH1	6.93	123.77	120.30
54	BA	2893	A	C5-C6-N1	6.93	121.17	117.70
55	BB	57	A	C5-C6-N1	6.93	121.17	117.70
21	AA	1357	A	C4-C5-C6	-6.93	113.53	117.00
54	BA	661	A	C5-C6-N1	6.93	121.17	117.70
54	BA	1151	A	N1-C6-N6	-6.93	114.44	118.60
21	AA	946	A	C4-C5-C6	-6.93	113.54	117.00
54	BA	582	A	O4'-C1'-N9	6.93	113.74	108.20
54	BA	2020	A	C5-C6-N1	6.93	121.16	117.70
54	BA	2700	A	C4-C5-C6	-6.93	113.54	117.00
54	BA	111	A	C5-C6-N1	6.93	121.16	117.70
54	BA	2033	A	O4'-C1'-N9	6.93	113.74	108.20
54	BA	2902	C	N3-C2-O2	-6.93	117.05	121.90

Continued on next page...

Continued from previous page...

Mol	Chain	Res	Type	Atoms	Z	Observed(°)	Ideal(°)
55	BB	99	A	C5-C6-N1	6.93	121.16	117.70
21	AA	160	A	C5-C6-N1	6.92	121.16	117.70
21	AA	782	A	C5-C6-N1	6.92	121.16	117.70
54	BA	1537	G	O4'-C1'-N9	6.92	113.74	108.20
54	BA	2516	A	C5-C6-N1	6.92	121.16	117.70
21	AA	572	A	C4-C5-C6	-6.92	113.54	117.00
21	AA	675	A	C4-C5-C6	-6.92	113.54	117.00
21	AA	964	A	C4-C5-C6	-6.92	113.54	117.00
54	BA	1413	A	C4-C5-C6	-6.92	113.54	117.00
54	BA	2393	U	O4'-C1'-N1	6.92	113.74	108.20
54	BA	1150	C	N3-C2-O2	-6.92	117.06	121.90
21	AA	313	A	C4-C5-C6	-6.92	113.54	117.00
21	AA	1271	A	N1-C6-N6	-6.92	114.45	118.60
54	BA	172	A	C5-C6-N1	6.92	121.16	117.70
54	BA	1046	A	N1-C6-N6	-6.92	114.45	118.60
21	AA	264	C	N3-C2-O2	-6.92	117.06	121.90
21	AA	817	C	C1'-O4'-C4'	-6.92	104.37	109.90
54	BA	1175	A	N1-C6-N6	-6.92	114.45	118.60
54	BA	1349	C	N3-C2-O2	-6.92	117.06	121.90
54	BA	1650	A	C5-C6-N1	6.92	121.16	117.70
54	BA	2439	A	C5-C6-N1	6.92	121.16	117.70
54	BA	2679	A	C5-C6-N1	6.92	121.16	117.70
21	AA	7	A	C4-C5-C6	-6.91	113.54	117.00
27	BE	21	ARG	NE-CZ-NH1	6.91	123.76	120.30
54	BA	1045	C	O4'-C1'-N1	6.91	113.73	108.20
54	BA	2392	A	N1-C6-N6	-6.91	114.45	118.60
54	BA	2745	C	N3-C2-O2	-6.91	117.06	121.90
55	BB	50	A	C5-C6-N1	6.91	121.16	117.70
54	BA	2134	A	C4-C5-C6	-6.91	113.54	117.00
54	BA	256	A	N1-C6-N6	-6.91	114.45	118.60
54	BA	2176	A	C5-C6-N1	6.91	121.16	117.70
54	BA	2453	A	C5-C6-N1	6.91	121.16	117.70
17	AR	60	ARG	NE-CZ-NH1	6.91	123.75	120.30
21	AA	205	A	C5-C6-N1	6.91	121.15	117.70
21	AA	613	C	N3-C2-O2	-6.91	117.06	121.90
54	BA	829	A	C5-C6-N1	6.91	121.15	117.70
21	AA	935	A	C5-C6-N1	6.91	121.15	117.70
24	A3	75	C	N3-C2-O2	-6.91	117.07	121.90
54	BA	2059	A	C4-C5-C6	-6.91	113.55	117.00
54	BA	2888	C	N3-C2-O2	-6.91	117.07	121.90
21	AA	10	A	C4-C5-C6	-6.90	113.55	117.00
54	BA	979	A	C5-C6-N1	6.90	121.15	117.70

Continued on next page...

Continued from previous page...

Mol	Chain	Res	Type	Atoms	Z	Observed(°)	Ideal(°)
54	BA	1579	A	N1-C6-N6	-6.90	114.46	118.60
54	BA	1708	C	N3-C2-O2	-6.90	117.07	121.90
21	AA	176	C	N3-C2-O2	-6.90	117.07	121.90
54	BA	645	C	N3-C2-O2	-6.90	117.07	121.90
54	BA	1307	A	N1-C6-N6	-6.90	114.46	118.60
54	BA	1970	A	C5-C6-N1	6.90	121.15	117.70
21	AA	1012	A	C4-C5-C6	-6.90	113.55	117.00
21	AA	1457	G	N1-C6-O6	-6.90	115.76	119.90
54	BA	2762	C	N3-C2-O2	-6.90	117.07	121.90
54	BA	1646	C	N3-C2-O2	-6.90	117.07	121.90
21	AA	178	C	N3-C2-O2	-6.90	117.07	121.90
21	AA	339	C	N3-C2-O2	-6.90	117.07	121.90
54	BA	182	A	C5-C6-N1	6.90	121.15	117.70
54	BA	1617	C	N3-C2-O2	-6.90	117.07	121.90
54	BA	2724	U	O4'-C1'-N1	6.90	113.72	108.20
21	AA	872	A	C5-C6-N1	6.90	121.15	117.70
36	BN	96	ARG	NE-CZ-NH1	6.90	123.75	120.30
54	BA	453	A	C5-C6-N1	6.90	121.15	117.70
54	BA	1794	A	C5-C6-N1	6.90	121.15	117.70
21	AA	1339	A	C5-C6-N1	6.89	121.15	117.70
54	BA	2108	A	C5-C6-N1	6.89	121.15	117.70
24	A3	17	C	N3-C2-O2	-6.89	117.08	121.90
54	BA	6	A	C5-C6-N1	6.89	121.15	117.70
54	BA	229	C	N3-C2-O2	-6.89	117.08	121.90
54	BA	2386	A	C4-C5-C6	-6.89	113.55	117.00
54	BA	231	A	C5-C6-N1	6.89	121.14	117.70
54	BA	2879	A	C5-C6-N1	6.89	121.14	117.70
21	AA	246	A	C5-C6-N1	6.89	121.14	117.70
21	AA	1143	G	N1-C6-O6	-6.89	115.77	119.90
21	AA	681	A	C5-C6-N1	6.89	121.14	117.70
54	BA	1640	A	C5-C6-N1	6.89	121.14	117.70
21	AA	1021	A	C5-C6-N1	6.89	121.14	117.70
54	BA	544	C	N3-C2-O2	-6.89	117.08	121.90
54	BA	1913	A	C5-C6-N1	6.89	121.14	117.70
54	BA	2412	A	N1-C6-N6	-6.89	114.47	118.60
54	BA	2774	C	N3-C2-O2	-6.89	117.08	121.90
55	BB	34	A	C5-C6-N1	6.89	121.14	117.70
1	AB	221	ARG	NE-CZ-NH1	6.88	123.74	120.30
21	AA	210	C	N3-C2-O2	-6.88	117.08	121.90
21	AA	860	A	N1-C6-N6	-6.88	114.47	118.60
54	BA	896	A	O4'-C1'-N9	6.88	113.71	108.20
54	BA	1610	A	C5-C6-N1	6.88	121.14	117.70

Continued on next page...

Continued from previous page...

Mol	Chain	Res	Type	Atoms	Z	Observed(°)	Ideal(°)
54	BA	2720	U	O4'-C1'-N1	6.88	113.71	108.20
54	BA	968	C	N3-C2-O2	-6.88	117.08	121.90
21	AA	411	A	C5-C6-N1	6.88	121.14	117.70
21	AA	743	A	C5-C6-N1	6.88	121.14	117.70
21	AA	865	A	C5-C6-N1	6.88	121.14	117.70
21	AA	181	A	C4-C5-C6	-6.88	113.56	117.00
21	AA	1069	C	N3-C2-O2	-6.88	117.08	121.90
54	BA	2314	A	C5-C6-N1	6.88	121.14	117.70
21	AA	1101	A	C5-C6-N1	6.88	121.14	117.70
54	BA	2119	A	C5-C6-N1	6.88	121.14	117.70
54	BA	2837	A	C4-C5-C6	-6.88	113.56	117.00
21	AA	179	A	C4-C5-C6	-6.88	113.56	117.00
21	AA	397	A	C4-C5-C6	-6.88	113.56	117.00
21	AA	1214	C	N1-C2-O2	6.88	123.03	118.90
25	BC	202	ARG	NE-CZ-NH1	6.88	123.74	120.30
54	BA	1503	A	C5-C6-N1	6.88	121.14	117.70
54	BA	2254	C	N3-C2-O2	-6.88	117.09	121.90
54	BA	2588	G	O4'-C1'-N9	6.88	113.70	108.20
54	BA	921	C	N3-C2-O2	-6.88	117.09	121.90
21	AA	279	A	C4-C5-C6	-6.87	113.56	117.00
21	AA	1067	A	C5-C6-N1	6.87	121.14	117.70
26	BD	77	ARG	NE-CZ-NH1	6.87	123.74	120.30
54	BA	99	U	N3-C2-O2	-6.87	117.39	122.20
54	BA	590	A	C4-C5-C6	-6.87	113.56	117.00
54	BA	1155	A	C4-C5-C6	-6.87	113.56	117.00
54	BA	1854	A	C4-C5-C6	-6.87	113.56	117.00
21	AA	938	A	C4-C5-C6	-6.87	113.56	117.00
54	BA	740	C	N3-C2-O2	-6.87	117.09	121.90
54	BA	2860	A	N1-C6-N6	-6.87	114.48	118.60
54	BA	928	A	C4-C5-C6	-6.87	113.57	117.00
22	A1	6	A	C4-C5-C6	-6.87	113.57	117.00
54	BA	443	A	C4-C5-C6	-6.87	113.57	117.00
54	BA	1169	A	C5-C6-N1	6.87	121.13	117.70
54	BA	592	A	C5-C6-N1	6.87	121.13	117.70
54	BA	2074	U	O4'-C1'-N1	6.87	113.69	108.20
54	BA	2439	A	N1-C6-N6	-6.87	114.48	118.60
54	BA	2873	A	C5-C6-N1	6.87	121.13	117.70
55	BB	101	A	N1-C6-N6	-6.87	114.48	118.60
21	AA	1288	A	C5-C6-N1	6.86	121.13	117.70
21	AA	1433	A	C4-C5-C6	-6.86	113.57	117.00
38	BP	50	ARG	NE-CZ-NH1	6.86	123.73	120.30
54	BA	105	C	N3-C2-O2	-6.86	117.10	121.90

Continued on next page...

Continued from previous page...

Mol	Chain	Res	Type	Atoms	Z	Observed(°)	Ideal(°)
54	BA	2665	A	C5-C6-N1	6.86	121.13	117.70
21	AA	493	A	N1-C6-N6	-6.86	114.48	118.60
54	BA	2800	A	C5-C6-N1	6.86	121.13	117.70
21	AA	116	A	C5-C6-N1	6.86	121.13	117.70
21	AA	1152	A	C4-C5-C6	-6.86	113.57	117.00
21	AA	1251	A	C5-C6-N1	6.86	121.13	117.70
54	BA	340	A	C5-C6-N1	6.86	121.13	117.70
54	BA	1960	A	N1-C6-N6	-6.86	114.48	118.60
54	BA	2632	A	C5-C6-N1	6.86	121.13	117.70
20	AU	33	ARG	NE-CZ-NH1	6.86	123.73	120.30
54	BA	519	U	O4'-C1'-N1	6.86	113.69	108.20
54	BA	941	A	C5-C6-N1	6.86	121.13	117.70
54	BA	1881	C	N3-C2-O2	-6.86	117.10	121.90
55	BB	59	A	C4-C5-C6	-6.86	113.57	117.00
21	AA	363	A	N1-C6-N6	-6.85	114.49	118.60
54	BA	2866	U	O4'-C1'-N1	6.85	113.68	108.20
21	AA	459	A	C5-C6-N1	6.85	121.13	117.70
54	BA	228	C	O4'-C1'-N1	6.85	113.68	108.20
54	BA	1237	A	C5-C6-N1	6.85	121.13	117.70
54	BA	1744	A	C5-C6-N1	6.85	121.13	117.70
21	AA	186	C	N3-C2-O2	-6.85	117.11	121.90
54	BA	1566	A	N1-C6-N6	-6.85	114.49	118.60
21	AA	195	A	C5-C6-N1	6.85	121.12	117.70
21	AA	448	A	C5-C6-N1	6.85	121.12	117.70
21	AA	816	A	N1-C6-N6	-6.85	114.49	118.60
21	AA	1130	A	C5-C6-N1	6.85	121.12	117.70
21	AA	1274	A	C4-C5-C6	-6.85	113.58	117.00
25	BC	12	ARG	NE-CZ-NH1	6.85	123.72	120.30
54	BA	125	A	C5-C6-N1	6.85	121.12	117.70
54	BA	984	A	N1-C6-N6	-6.85	114.49	118.60
54	BA	2199	A	C5-C6-N1	6.85	121.12	117.70
54	BA	144	A	C5-C6-N1	6.85	121.12	117.70
54	BA	1054	A	C5-C6-N1	6.84	121.12	117.70
54	BA	1285	A	C5-C6-N1	6.84	121.12	117.70
54	BA	1477	A	C5-C6-N1	6.84	121.12	117.70
21	AA	810	C	N3-C2-O2	-6.84	117.11	121.90
54	BA	2721	A	C5-C6-N1	6.84	121.12	117.70
54	BA	603	A	C4-C5-C6	-6.84	113.58	117.00
54	BA	1101	U	O4'-C1'-N1	6.84	113.67	108.20
54	BA	1821	A	C5-C6-N1	6.84	121.12	117.70
21	AA	499	A	C4-C5-C6	-6.84	113.58	117.00
23	A2	91	A	C5-C6-N1	6.84	121.12	117.70

Continued on next page...

Continued from previous page...

Mol	Chain	Res	Type	Atoms	Z	Observed(°)	Ideal(°)
54	BA	142	A	C5-C6-N1	6.84	121.12	117.70
54	BA	481	G	O4'-C1'-N9	6.84	113.67	108.20
21	AA	74	A	C4-C5-C6	-6.84	113.58	117.00
21	AA	1507	A	C5-C6-N1	6.84	121.12	117.70
54	BA	237	C	N3-C2-O2	-6.84	117.11	121.90
54	BA	522	A	C4-C5-C6	-6.84	113.58	117.00
54	BA	1127	A	C5-C6-N1	6.84	121.12	117.70
54	BA	1258	U	O4'-C1'-N1	6.84	113.67	108.20
54	BA	1585	C	N3-C2-O2	-6.84	117.11	121.90
54	BA	2450	A	C5-C6-N1	6.84	121.12	117.70
54	BA	2459	A	N1-C6-N6	-6.84	114.50	118.60
54	BA	2466	C	N3-C2-O2	-6.84	117.11	121.90
54	BA	1194	A	C5-C6-N1	6.83	121.12	117.70
21	AA	498	A	C5-C6-N1	6.83	121.12	117.70
22	A1	41	A	C5-C6-N1	6.83	121.12	117.70
42	BT	6	ARG	NE-CZ-NH1	-6.83	116.88	120.30
54	BA	241	A	C4-C5-C6	-6.83	113.58	117.00
54	BA	734	A	C5-C6-N1	6.83	121.12	117.70
54	BA	2462	C	N3-C2-O2	-6.83	117.12	121.90
54	BA	256	A	C5-C6-N1	6.83	121.12	117.70
54	BA	2590	A	C5-C6-N1	6.83	121.12	117.70
21	AA	845	A	C4-C5-C6	-6.83	113.58	117.00
54	BA	510	C	N3-C2-O2	-6.83	117.12	121.90
21	AA	172	A	C4-C5-C6	-6.83	113.59	117.00
54	BA	2734	A	C5-C6-N1	6.83	121.11	117.70
54	BA	208	C	N3-C2-O2	-6.83	117.12	121.90
54	BA	946	C	N3-C2-O2	-6.83	117.12	121.90
21	AA	1100	C	N3-C2-O2	-6.83	117.12	121.90
21	AA	1284	C	N3-C2-O2	-6.83	117.12	121.90
54	BA	1308	A	C4-C5-C6	-6.83	113.59	117.00
54	BA	1848	A	C5-C6-N1	6.83	121.11	117.70
54	BA	1996	C	N3-C2-O2	-6.83	117.12	121.90
21	AA	215	C	N3-C2-O2	-6.82	117.12	121.90
21	AA	277	C	N3-C2-O2	-6.82	117.12	121.90
21	AA	1245	C	N3-C2-O2	-6.82	117.12	121.90
54	BA	2531	A	C5-C6-N1	6.82	121.11	117.70
54	BA	1096	A	C5-C6-N1	6.82	121.11	117.70
54	BA	2352	A	N1-C6-N6	-6.82	114.51	118.60
21	AA	640	A	C5-C6-N1	6.82	121.11	117.70
21	AA	892	A	C4-C5-C6	-6.82	113.59	117.00
21	AA	856	C	N3-C2-O2	-6.82	117.13	121.90
54	BA	1264	A	C5-C6-N1	6.82	121.11	117.70

Continued on next page...

Continued from previous page...

Mol	Chain	Res	Type	Atoms	Z	Observed(°)	Ideal(°)
54	BA	1918	A	C5-C6-N1	6.82	121.11	117.70
21	AA	32	A	N1-C6-N6	-6.82	114.51	118.60
21	AA	932	C	N3-C2-O2	-6.82	117.13	121.90
25	BC	220	ARG	NE-CZ-NH1	6.82	123.71	120.30
44	BV	9	ARG	NE-CZ-NH1	6.82	123.71	120.30
54	BA	927	A	C5-C6-N1	6.82	121.11	117.70
54	BA	1936	A	C4-C5-C6	-6.82	113.59	117.00
54	BA	2211	A	O4'-C1'-N9	6.82	113.65	108.20
21	AA	931	C	N3-C2-O2	-6.82	117.13	121.90
54	BA	5	A	C4-C5-C6	-6.82	113.59	117.00
54	BA	368	A	C5-C6-N1	6.82	121.11	117.70
54	BA	564	C	N3-C2-O2	-6.82	117.13	121.90
54	BA	1142	A	C5-C6-N1	6.82	121.11	117.70
54	BA	2830	C	O4'-C1'-N1	6.82	113.65	108.20
22	A1	56	C	N3-C2-O2	-6.81	117.13	121.90
54	BA	920	A	C5-C6-N1	6.81	121.11	117.70
21	AA	499	A	C5-C6-N1	6.81	121.11	117.70
21	AA	715	A	C5-C6-N1	6.81	121.11	117.70
21	AA	808	C	N3-C2-O2	-6.81	117.13	121.90
54	BA	87	U	O4'-C1'-N1	6.81	113.65	108.20
54	BA	2071	A	C5-C6-N1	6.81	121.11	117.70
54	BA	2427	C	N3-C2-O2	-6.81	117.13	121.90
21	AA	156	C	N3-C2-O2	-6.81	117.13	121.90
21	AA	250	A	C4-C5-C6	-6.81	113.59	117.00
21	AA	1044	A	C4-C5-C6	-6.81	113.59	117.00
25	BC	13	ARG	NE-CZ-NH1	6.81	123.70	120.30
54	BA	945	A	N1-C6-N6	-6.81	114.51	118.60
54	BA	1969	A	C5-C6-N1	6.81	121.11	117.70
21	AA	583	A	C5-C6-N1	6.81	121.10	117.70
54	BA	196	A	C5-C6-N1	6.81	121.10	117.70
54	BA	2300	C	N3-C2-O2	-6.81	117.14	121.90
55	BB	29	A	C4-C5-C6	-6.81	113.60	117.00
12	AM	69	ARG	NE-CZ-NH1	6.80	123.70	120.30
21	AA	372	C	N3-C2-O2	-6.80	117.14	121.90
21	AA	1036	A	C4-C5-C6	-6.80	113.60	117.00
54	BA	1404	C	N1-C2-O2	6.80	122.98	118.90
54	BA	1679	A	C5-C6-N1	6.80	121.10	117.70
54	BA	1879	C	N3-C2-O2	-6.80	117.14	121.90
21	AA	784	A	C4-C5-C6	-6.80	113.60	117.00
54	BA	56	A	C4-C5-C6	-6.80	113.60	117.00
21	AA	171	A	C4-C5-C6	-6.80	113.60	117.00
54	BA	1230	A	C5-C6-N1	6.80	121.10	117.70

Continued on next page...

Continued from previous page...

Mol	Chain	Res	Type	Atoms	Z	Observed(°)	Ideal(°)
54	BA	2109	U	O4'-C1'-N1	6.80	113.64	108.20
54	BA	2227	A	N1-C6-N6	-6.80	114.52	118.60
21	AA	546	A	C4-C5-C6	-6.80	113.60	117.00
22	A1	14	A	C5-C6-N1	6.80	121.10	117.70
39	BQ	5	ARG	NE-CZ-NH1	6.80	123.70	120.30
54	BA	2196	C	N3-C2-O2	-6.80	117.14	121.90
55	BB	46	A	C5-C6-N1	6.80	121.10	117.70
24	A3	45	A	C5-C6-N1	6.80	121.10	117.70
54	BA	71	A	N1-C6-N6	-6.80	114.52	118.60
54	BA	2005	A	C5-C6-N1	6.80	121.10	117.70
21	AA	322	C	N3-C2-O2	-6.80	117.14	121.90
54	BA	2394	C	N3-C2-O2	-6.80	117.14	121.90
21	AA	55	A	C5-C6-N1	6.79	121.10	117.70
21	AA	546	A	C5-C6-N1	6.79	121.10	117.70
21	AA	696	A	C5-C6-N1	6.79	121.10	117.70
21	AA	985	C	N3-C2-O2	-6.79	117.14	121.90
21	AA	143	A	C5-C6-N1	6.79	121.10	117.70
21	AA	1105	A	C5-C6-N1	6.79	121.10	117.70
54	BA	833	A	C5-C6-N1	6.79	121.10	117.70
54	BA	1126	A	C5-C6-N1	6.79	121.10	117.70
54	BA	1499	C	N3-C2-O2	-6.79	117.14	121.90
54	BA	1827	U	O4'-C1'-N1	6.79	113.64	108.20
54	BA	2142	A	C4-C5-C6	-6.79	113.60	117.00
55	BB	101	A	C5-C6-N1	6.79	121.10	117.70
24	A3	45	A	C4-C5-C6	-6.79	113.60	117.00
54	BA	14	A	C5-C6-N1	6.79	121.10	117.70
54	BA	104	A	C4-C5-C6	-6.79	113.60	117.00
54	BA	161	A	C5-C6-N1	6.79	121.09	117.70
54	BA	282	A	C4-C5-C6	-6.79	113.60	117.00
54	BA	572	A	C5-C6-N1	6.79	121.10	117.70
54	BA	751	A	C5-C6-N1	6.79	121.10	117.70
54	BA	830	G	N3-C2-N2	-6.79	115.15	119.90
54	BA	2900	A	C4-C5-C6	-6.79	113.61	117.00
21	AA	1363	A	O4'-C1'-N9	6.79	113.63	108.20
51	B2	39	ARG	NE-CZ-NH1	6.79	123.69	120.30
54	BA	1469	A	C4-C5-C6	-6.79	113.61	117.00
54	BA	1672	A	N1-C6-N6	-6.79	114.53	118.60
21	AA	746	A	C5-C6-N1	6.79	121.09	117.70
54	BA	2317	A	C4-C5-C6	-6.79	113.61	117.00
21	AA	298	A	C5-C6-N1	6.78	121.09	117.70
21	AA	959	A	C5-C6-N1	6.78	121.09	117.70
54	BA	172	A	C4-C5-C6	-6.78	113.61	117.00

Continued on next page...

Continued from previous page...

Mol	Chain	Res	Type	Atoms	Z	Observed(°)	Ideal(°)
54	BA	2814	A	C4-C5-C6	-6.78	113.61	117.00
1	AB	73	ARG	NE-CZ-NH1	6.78	123.69	120.30
21	AA	996	A	N1-C6-N6	-6.78	114.53	118.60
54	BA	528	A	C5-C6-N1	6.78	121.09	117.70
54	BA	1741	C	N3-C2-O2	-6.78	117.15	121.90
54	BA	2274	A	C5-C6-N1	6.78	121.09	117.70
21	AA	912	C	N3-C2-O2	-6.78	117.16	121.90
54	BA	614	A	C5-C6-N1	6.78	121.09	117.70
25	BC	268	ARG	NE-CZ-NH1	6.78	123.69	120.30
54	BA	981	A	C4-C5-C6	-6.78	113.61	117.00
54	BA	1230	A	C4-C5-C6	-6.78	113.61	117.00
21	AA	1254	A	C4-C5-C6	-6.78	113.61	117.00
54	BA	1489	C	N3-C2-O2	-6.78	117.16	121.90
54	BA	1523	U	O4'-C1'-N1	6.78	113.62	108.20
54	BA	199	A	C4-C5-C6	-6.77	113.61	117.00
54	BA	515	A	C4-C5-C6	-6.77	113.61	117.00
54	BA	1287	A	N1-C6-N6	-6.77	114.54	118.60
54	BA	2084	C	N3-C2-O2	-6.77	117.16	121.90
5	AF	24	ARG	NE-CZ-NH1	6.77	123.69	120.30
21	AA	797	C	N3-C2-O2	-6.77	117.16	121.90
21	AA	1325	C	N3-C2-O2	-6.77	117.16	121.90
54	BA	1253	A	C5-C6-N1	6.77	121.09	117.70
21	AA	183	C	N3-C2-O2	-6.77	117.16	121.90
21	AA	1349	A	C5-C6-N1	6.77	121.08	117.70
54	BA	415	A	C4-C5-C6	-6.77	113.61	117.00
54	BA	1293	C	N3-C2-O2	-6.77	117.16	121.90
54	BA	2060	A	C4-C5-C6	-6.77	113.61	117.00
54	BA	167	A	N1-C6-N6	-6.77	114.54	118.60
54	BA	716	A	C5-C6-N1	6.77	121.08	117.70
54	BA	2886	A	O4'-C1'-N9	6.77	113.61	108.20
55	BB	94	A	C5-C6-N1	6.77	121.08	117.70
54	BA	1476	U	O4'-C1'-N1	6.77	113.61	108.20
21	AA	663	A	C4-C5-C6	-6.76	113.62	117.00
54	BA	443	A	C5-C6-N1	6.76	121.08	117.70
54	BA	2008	C	N3-C2-O2	-6.76	117.16	121.90
54	BA	1376	C	N3-C2-O2	-6.76	117.17	121.90
54	BA	2433	A	N1-C6-N6	-6.76	114.54	118.60
21	AA	324	G	N1-C6-O6	-6.76	115.84	119.90
21	AA	1000	A	C5-C6-N1	6.76	121.08	117.70
49	B0	39	ARG	NE-CZ-NH1	6.76	123.68	120.30
54	BA	2369	A	C5-C6-N1	6.76	121.08	117.70
54	BA	892	A	N1-C6-N6	-6.76	114.55	118.60

Continued on next page...

Continued from previous page...

Mol	Chain	Res	Type	Atoms	Z	Observed(°)	Ideal(°)
54	BA	1490	A	O4'-C1'-N9	6.76	113.61	108.20
54	BA	1665	A	C5-C6-N1	6.76	121.08	117.70
54	BA	2733	A	C4-C5-C6	-6.76	113.62	117.00
21	AA	743	A	C4-C5-C6	-6.76	113.62	117.00
21	AA	1035	A	C4-C5-C6	-6.76	113.62	117.00
21	AA	1180	A	C5-C6-N1	6.76	121.08	117.70
21	AA	1229	A	N1-C6-N6	-6.76	114.55	118.60
54	BA	1433	A	C4-C5-C6	-6.76	113.62	117.00
21	AA	766	A	C4-C5-C6	-6.75	113.62	117.00
21	AA	1362	A	C4-C5-C6	-6.75	113.62	117.00
21	AA	1533	C	N3-C2-O2	-6.75	117.17	121.90
54	BA	300	A	C5-C6-N1	6.75	121.08	117.70
54	BA	721	A	C5-C6-N1	6.75	121.08	117.70
54	BA	1713	A	C5-C6-N1	6.75	121.08	117.70
21	AA	131	A	C4-C5-C6	-6.75	113.62	117.00
21	AA	907	A	C5-C6-N1	6.75	121.08	117.70
54	BA	1590	A	C5-C6-N1	6.75	121.08	117.70
21	AA	612	C	N3-C2-O2	-6.75	117.18	121.90
21	AA	813	U	O4'-C1'-N1	6.75	113.60	108.20
21	AA	914	A	C5-C6-N1	6.75	121.07	117.70
54	BA	675	A	C5-C6-N1	6.75	121.07	117.70
54	BA	1664	A	C5-C6-N1	6.75	121.07	117.70
54	BA	2111	U	O4'-C1'-N1	6.75	113.60	108.20
54	BA	2564	A	C4-C5-C6	-6.75	113.62	117.00
54	BA	432	A	C4-C5-C6	-6.75	113.63	117.00
54	BA	702	U	O4'-C1'-N1	6.75	113.60	108.20
54	BA	1054	A	C4-C5-C6	-6.75	113.63	117.00
54	BA	2772	C	N3-C2-O2	-6.75	117.18	121.90
54	BA	890	C	N3-C2-O2	-6.75	117.18	121.90
21	AA	196	A	C5-C6-N1	6.74	121.07	117.70
21	AA	1344	C	N3-C2-O2	-6.74	117.18	121.90
54	BA	1319	C	N3-C2-O2	-6.74	117.18	121.90
54	BA	2698	U	O4'-C1'-N1	6.74	113.59	108.20
25	BC	166	ARG	NE-CZ-NH1	6.74	123.67	120.30
54	BA	1178	C	N3-C2-O2	-6.74	117.18	121.90
21	AA	300	A	C5-C6-N1	6.74	121.07	117.70
21	AA	1320	C	N3-C2-O2	-6.74	117.18	121.90
24	A3	14	A	C5-C6-N1	6.74	121.07	117.70
54	BA	730	A	C5-C6-N1	6.74	121.07	117.70
54	BA	984	A	C5-C6-N1	6.74	121.07	117.70
21	AA	634	C	N3-C2-O2	-6.74	117.18	121.90
21	AA	968	A	C5-C6-N1	6.74	121.07	117.70

Continued on next page...

Continued from previous page...

Mol	Chain	Res	Type	Atoms	Z	Observed(°)	Ideal(°)
21	AA	1332	A	C5-C6-N1	6.74	121.07	117.70
54	BA	1403	A	C4-C5-C6	-6.74	113.63	117.00
54	BA	1957	C	N3-C2-O2	-6.74	117.18	121.90
54	BA	2781	A	C5-C6-N1	6.74	121.07	117.70
54	BA	28	A	N1-C6-N6	-6.74	114.56	118.60
54	BA	820	A	C4-C5-C6	-6.74	113.63	117.00
13	AN	69	ARG	NE-CZ-NH1	6.74	123.67	120.30
54	BA	348	A	C4-C5-C6	-6.74	113.63	117.00
3	AD	61	ARG	NE-CZ-NH1	6.73	123.67	120.30
21	AA	253	A	C5-C6-N1	6.73	121.07	117.70
24	A3	63	C	N3-C2-O2	-6.73	117.19	121.90
37	BO	102	ARG	NE-CZ-NH1	6.73	123.67	120.30
21	AA	1216	A	C5-C6-N1	6.73	121.07	117.70
35	BM	16	ARG	NE-CZ-NH2	6.73	123.67	120.30
10	AK	121	ARG	NE-CZ-NH2	6.73	123.67	120.30
21	AA	802	A	C5-C6-N1	6.73	121.06	117.70
54	BA	795	C	N3-C2-O2	-6.73	117.19	121.90
6	AG	101	ARG	NE-CZ-NH1	6.73	123.66	120.30
21	AA	1412	C	N3-C2-O2	-6.73	117.19	121.90
24	A3	72	C	N3-C2-O2	-6.73	117.19	121.90
54	BA	961	C	N3-C2-O2	-6.73	117.19	121.90
54	BA	2362	C	O4'-C1'-N1	6.73	113.58	108.20
54	BA	1306	C	O4'-C1'-N1	6.73	113.58	108.20
55	BB	46	A	N1-C6-N6	-6.73	114.56	118.60
22	A1	70	C	P-O3'-C3'	6.72	127.77	119.70
54	BA	125	A	N1-C6-N6	-6.72	114.56	118.60
54	BA	722	A	C5-C6-N1	6.72	121.06	117.70
55	BB	52	A	C5-C6-N1	6.72	121.06	117.70
21	AA	355	C	N3-C2-O2	-6.72	117.19	121.90
21	AA	649	A	C4-C5-C6	-6.72	113.64	117.00
21	AA	780	A	C4-C5-C6	-6.72	113.64	117.00
21	AA	906	A	C4-C5-C6	-6.72	113.64	117.00
54	BA	626	A	C5-C6-N1	6.72	121.06	117.70
54	BA	723	C	N3-C2-O2	-6.72	117.19	121.90
21	AA	374	A	C5-C6-N1	6.72	121.06	117.70
21	AA	995	C	N1-C2-O2	6.72	122.93	118.90
54	BA	2009	A	C5-C6-N1	6.72	121.06	117.70
54	BA	2628	C	N3-C2-O2	-6.72	117.20	121.90
19	AT	17	ARG	NE-CZ-NH1	6.72	123.66	120.30
21	AA	648	A	C4-C5-C6	-6.72	113.64	117.00
54	BA	157	C	N3-C2-O2	-6.72	117.20	121.90
54	BA	277	G	O4'-C1'-N9	6.72	113.58	108.20

Continued on next page...

Continued from previous page...

Mol	Chain	Res	Type	Atoms	Z	Observed(°)	Ideal(°)
54	BA	1477	A	C4-C5-C6	-6.72	113.64	117.00
21	AA	767	A	C4-C5-C6	-6.72	113.64	117.00
21	AA	1093	A	C5-C6-N1	6.72	121.06	117.70
54	BA	805	G	N3-C2-N2	-6.72	115.20	119.90
54	BA	861	A	C5-C6-N1	6.72	121.06	117.70
54	BA	1021	A	C4-C5-C6	-6.72	113.64	117.00
54	BA	1134	A	C4-C5-C6	-6.72	113.64	117.00
54	BA	2715	C	N3-C2-O2	-6.72	117.20	121.90
55	BB	12	C	N3-C2-O2	-6.72	117.20	121.90
21	AA	320	A	C5-C6-N1	6.71	121.06	117.70
54	BA	305	C	N3-C2-O2	-6.71	117.20	121.90
54	BA	2095	A	C4-C5-C6	-6.71	113.64	117.00
54	BA	167	A	C5-C6-N1	6.71	121.06	117.70
54	BA	1475	G	P-O3'-C3'	6.71	127.76	119.70
54	BA	1981	A	C4-C5-C6	-6.71	113.64	117.00
54	BA	2800	A	C4-C5-C6	-6.71	113.64	117.00
21	AA	739	C	N3-C2-O2	-6.71	117.20	121.90
21	AA	1398	A	C4-C5-C6	-6.71	113.64	117.00
54	BA	753	A	C5-C6-N1	6.71	121.06	117.70
54	BA	1308	A	C5-C6-N1	6.71	121.06	117.70
21	AA	270	A	N1-C6-N6	-6.71	114.57	118.60
54	BA	899	A	C5-C6-N1	6.71	121.05	117.70
54	BA	1370	C	O4'-C1'-N1	6.71	113.57	108.20
32	BJ	99	ARG	NE-CZ-NH1	6.71	123.65	120.30
54	BA	316	C	N3-C2-O2	-6.71	117.20	121.90
54	BA	1020	A	C5-C6-N1	6.71	121.05	117.70
54	BA	2175	C	N3-C2-O2	-6.71	117.20	121.90
54	BA	2651	C	N3-C2-O2	-6.71	117.20	121.90
55	BB	99	A	N1-C6-N6	-6.71	114.58	118.60
21	AA	58	C	N3-C2-O2	-6.70	117.21	121.90
21	AA	1328	C	N3-C2-O2	-6.70	117.21	121.90
54	BA	430	A	C4-C5-C6	-6.70	113.65	117.00
54	BA	599	A	C5-C6-N1	6.70	121.05	117.70
54	BA	2340	A	C5-C6-N1	6.70	121.05	117.70
54	BA	1698	A	N1-C6-N6	-6.70	114.58	118.60
21	AA	1250	A	N1-C6-N6	-6.70	114.58	118.60
54	BA	1609	A	C4-C5-C6	-6.70	113.65	117.00
21	AA	311	C	N3-C2-O2	-6.70	117.21	121.90
21	AA	1389	C	N3-C2-O2	-6.70	117.21	121.90
54	BA	11	C	N3-C2-O2	-6.70	117.21	121.90
54	BA	1505	A	C5-C6-N1	6.70	121.05	117.70
54	BA	1727	C	N3-C2-O2	-6.70	117.21	121.90

Continued on next page...

Continued from previous page...

Mol	Chain	Res	Type	Atoms	Z	Observed(°)	Ideal(°)
54	BA	2425	A	C5-C6-N1	6.70	121.05	117.70
21	AA	194	C	N3-C2-O2	-6.70	117.21	121.90
2	AC	178	ARG	NE-CZ-NH1	6.69	123.65	120.30
21	AA	263	A	N1-C6-N6	-6.69	114.58	118.60
24	A3	74	A	C5-C6-N1	6.69	121.05	117.70
54	BA	933	A	C5-C6-N1	6.69	121.05	117.70
54	BA	1354	A	N1-C6-N6	-6.69	114.58	118.60
21	AA	55	A	C4-C5-C6	-6.69	113.66	117.00
21	AA	430	A	C5-C6-N1	6.69	121.05	117.70
21	AA	746	A	C4-C5-C6	-6.69	113.66	117.00
54	BA	118	A	C4-C5-C6	-6.69	113.66	117.00
54	BA	191	A	N1-C6-N6	-6.69	114.59	118.60
54	BA	1650	A	C4-C5-C6	-6.69	113.66	117.00
54	BA	354	A	C4-C5-C6	-6.69	113.66	117.00
21	AA	161	A	C4-C5-C6	-6.68	113.66	117.00
54	BA	905	A	C5-C6-N1	6.68	121.04	117.70
54	BA	1711	A	C5-C6-N1	6.68	121.04	117.70
54	BA	5	A	C5-C6-N1	6.68	121.04	117.70
54	BA	2469	A	C5-C6-N1	6.68	121.04	117.70
21	AA	139	A	C4-C5-C6	-6.68	113.66	117.00
54	BA	501	A	C5-C6-N1	6.68	121.04	117.70
54	BA	1399	C	N3-C2-O2	-6.68	117.22	121.90
21	AA	747	A	C4-C5-C6	-6.68	113.66	117.00
54	BA	1029	A	C5-C6-N1	6.68	121.04	117.70
54	BA	2860	A	C5-C6-N1	6.68	121.04	117.70
21	AA	924	C	N3-C2-O2	-6.68	117.23	121.90
54	BA	22	C	N3-C2-O2	-6.68	117.23	121.90
54	BA	353	C	N3-C2-O2	-6.68	117.23	121.90
54	BA	371	A	C4-C5-C6	-6.68	113.66	117.00
54	BA	668	A	C4-C5-C6	-6.68	113.66	117.00
54	BA	677	A	C4-C5-C6	-6.68	113.66	117.00
54	BA	1142	A	C4-C5-C6	-6.68	113.66	117.00
54	BA	1243	C	N3-C2-O2	-6.68	117.23	121.90
27	BE	170	ARG	NE-CZ-NH2	-6.67	116.96	120.30
54	BA	527	C	N1-C2-O2	6.67	122.90	118.90
55	BB	68	C	O4'-C1'-N1	6.67	113.54	108.20
21	AA	110	C	N3-C2-O2	-6.67	117.23	121.90
21	AA	206	C	N3-C2-O2	-6.67	117.23	121.90
21	AA	825	A	C5-C6-N1	6.67	121.03	117.70
54	BA	19	A	C5-C6-N1	6.67	121.04	117.70
55	BB	36	C	N1-C2-O2	6.67	122.90	118.90
44	BV	19	ARG	NE-CZ-NH1	6.67	123.64	120.30

Continued on next page...

Continued from previous page...

Mol	Chain	Res	Type	Atoms	Z	Observed(°)	Ideal(°)
54	BA	76	C	N3-C2-O2	-6.67	117.23	121.90
54	BA	149	A	C5-C6-N1	6.67	121.03	117.70
54	BA	715	A	C5-C6-N1	6.67	121.03	117.70
54	BA	2114	A	C4-C5-C6	-6.67	113.67	117.00
54	BA	2154	A	C4-C5-C6	-6.67	113.67	117.00
21	AA	879	C	N3-C2-O2	-6.67	117.23	121.90
34	BL	41	ARG	NE-CZ-NH1	6.67	123.63	120.30
54	BA	718	A	O4'-C1'-N9	6.67	113.53	108.20
54	BA	1155	A	C5-C6-N1	6.67	121.03	117.70
54	BA	709	U	O4'-C1'-N1	6.67	113.53	108.20
54	BA	866	A	C4-C5-C6	-6.67	113.67	117.00
54	BA	2135	A	C4-C5-C6	-6.67	113.67	117.00
54	BA	2471	A	C4-C5-C6	-6.67	113.67	117.00
54	BA	2843	G	O4'-C1'-N9	6.67	113.53	108.20
21	AA	34	C	N3-C2-O2	-6.66	117.24	121.90
21	AA	1367	C	N3-C2-O2	-6.66	117.23	121.90
54	BA	752	A	O4'-C1'-N9	6.66	113.53	108.20
54	BA	814	C	N3-C2-O2	-6.66	117.24	121.90
54	BA	1595	C	N3-C2-O2	-6.66	117.23	121.90
54	BA	2611	C	O4'-C1'-N1	6.66	113.53	108.20
21	AA	349	A	C4-C5-C6	-6.66	113.67	117.00
54	BA	541	A	C5-C6-N1	6.66	121.03	117.70
21	AA	649	A	C5-C6-N1	6.66	121.03	117.70
54	BA	1890	A	C4-C5-C6	-6.66	113.67	117.00
54	BA	2082	A	C4-C5-C6	-6.66	113.67	117.00
21	AA	223	A	C4-C5-C6	-6.66	113.67	117.00
55	BB	66	A	C5-C6-N1	6.66	121.03	117.70
21	AA	502	A	N1-C6-N6	-6.66	114.61	118.60
54	BA	634	C	N3-C2-O2	-6.66	117.24	121.90
54	BA	787	C	N3-C2-O2	-6.66	117.24	121.90
54	BA	609	A	C5-C6-N1	6.66	121.03	117.70
54	BA	1328	A	C5-C6-N1	6.66	121.03	117.70
54	BA	1974	C	N3-C2-O2	-6.66	117.24	121.90
54	BA	1927	A	C5-C6-N1	6.65	121.03	117.70
54	BA	2448	A	C4-C5-C6	-6.65	113.67	117.00
21	AA	152	A	C6-C5-N7	6.65	136.96	132.30
21	AA	720	C	N3-C2-O2	-6.65	117.24	121.90
21	AA	1407	C	N3-C2-O2	-6.65	117.24	121.90
22	A1	66	A	C4-C5-C6	-6.65	113.67	117.00
54	BA	918	A	C5-C6-N1	6.65	121.03	117.70
54	BA	1494	A	C4-C5-C6	-6.65	113.67	117.00
54	BA	1918	A	C4-C5-C6	-6.65	113.67	117.00

Continued on next page...

Continued from previous page...

Mol	Chain	Res	Type	Atoms	Z	Observed(°)	Ideal(°)
54	BA	2606	C	N3-C2-O2	-6.65	117.24	121.90
54	BA	2675	A	C5-C6-N1	6.65	121.03	117.70
21	AA	889	A	C4-C5-C6	-6.65	113.67	117.00
21	AA	1201	A	C5-C6-N1	6.65	121.03	117.70
54	BA	825	A	C5-C6-N1	6.65	121.03	117.70
54	BA	1565	C	N3-C2-O2	-6.65	117.24	121.90
54	BA	1577	C	N3-C2-O2	-6.65	117.24	121.90
54	BA	1691	C	N3-C2-O2	-6.65	117.25	121.90
54	BA	2042	A	N1-C6-N6	-6.65	114.61	118.60
54	BA	2785	C	N3-C2-O2	-6.65	117.24	121.90
54	BA	84	A	C4-C5-C6	-6.65	113.68	117.00
54	BA	142	A	C4-C5-C6	-6.65	113.68	117.00
54	BA	2899	A	C5-C6-N1	6.65	121.03	117.70
21	AA	246	A	C4-C5-C6	-6.65	113.68	117.00
54	BA	749	A	C5-C6-N1	6.65	121.02	117.70
54	BA	1791	A	C5-C6-N1	6.65	121.02	117.70
54	BA	2310	C	N3-C2-O2	-6.65	117.25	121.90
21	AA	393	A	C5-C6-N1	6.64	121.02	117.70
21	AA	787	A	N1-C6-N6	-6.64	114.61	118.60
54	BA	1509	A	C5-C6-N1	6.64	121.02	117.70
54	BA	1759	A	C5-C6-N1	6.64	121.02	117.70
54	BA	2295	C	O4'-C1'-N1	6.64	113.52	108.20
21	AA	823	C	N3-C2-O2	-6.64	117.25	121.90
21	AA	1101	A	P-O3'-C3'	6.64	127.67	119.70
21	AA	1483	A	C5-C6-N1	6.64	121.02	117.70
54	BA	1234	U	O4'-C1'-N1	6.64	113.51	108.20
54	BA	2101	A	N1-C6-N6	-6.64	114.61	118.60
21	AA	53	A	C5-C6-N1	6.64	121.02	117.70
54	BA	739	A	C5-C6-N1	6.64	121.02	117.70
54	BA	2281	A	C4-C5-C6	-6.64	113.68	117.00
54	BA	2362	C	N3-C2-O2	-6.64	117.25	121.90
54	BA	1143	A	C4-C5-C6	-6.64	113.68	117.00
54	BA	2142	A	C5-C6-N1	6.64	121.02	117.70
21	AA	770	C	N3-C2-O2	-6.64	117.25	121.90
21	AA	1103	C	N3-C2-O2	-6.64	117.25	121.90
41	BS	88	ARG	NE-CZ-NH1	6.64	123.62	120.30
54	BA	364	C	N3-C2-O2	-6.64	117.25	121.90
54	BA	873	C	O4'-C1'-N1	6.64	113.51	108.20
54	BA	1247	A	C5-C6-N1	6.64	121.02	117.70
2	AC	130	ARG	NE-CZ-NH2	6.64	123.62	120.30
21	AA	356	A	C4-C5-C6	-6.64	113.68	117.00
21	AA	758	C	N3-C2-O2	-6.64	117.25	121.90

Continued on next page...

Continued from previous page...

Mol	Chain	Res	Type	Atoms	Z	Observed(°)	Ideal(°)
54	BA	101	A	C4-C5-C6	-6.64	113.68	117.00
54	BA	925	A	N1-C6-N6	-6.64	114.62	118.60
54	BA	1289	C	N3-C2-O2	-6.64	117.25	121.90
54	BA	2534	A	N1-C6-N6	-6.63	114.62	118.60
13	AN	53	ARG	NE-CZ-NH1	6.63	123.61	120.30
21	AA	162	A	C4-C5-C6	-6.63	113.68	117.00
21	AA	309	A	N1-C6-N6	-6.63	114.62	118.60
54	BA	96	C	N3-C2-O2	-6.63	117.26	121.90
54	BA	1260	A	C4-C5-C6	-6.63	113.68	117.00
21	AA	1110	A	C4-C5-C6	-6.63	113.69	117.00
21	AA	948	C	N3-C2-O2	-6.63	117.26	121.90
21	AA	1016	A	C5-C6-N1	6.63	121.01	117.70
22	A1	41	A	C4-C5-C6	-6.63	113.69	117.00
36	BN	30	ARG	NE-CZ-NH1	6.63	123.61	120.30
54	BA	477	A	N1-C6-N6	-6.63	114.62	118.60
54	BA	1899	A	C4-C5-C6	-6.63	113.69	117.00
16	AQ	76	ARG	NE-CZ-NH1	6.63	123.61	120.30
21	AA	59	A	C4-C5-C6	-6.63	113.69	117.00
21	AA	1303	C	N1-C2-O2	6.63	122.88	118.90
21	AA	1476	A	N1-C6-N6	-6.63	114.62	118.60
54	BA	2634	A	C5-C6-N1	6.63	121.01	117.70
21	AA	19	A	C5-C6-N1	6.62	121.01	117.70
21	AA	77	A	C5-C6-N1	6.62	121.01	117.70
43	BU	93	ARG	NE-CZ-NH1	6.62	123.61	120.30
54	BA	905	A	C4-C5-C6	-6.62	113.69	117.00
21	AA	238	A	C4-C5-C6	-6.62	113.69	117.00
54	BA	244	A	C5-C6-N1	6.62	121.01	117.70
54	BA	486	C	N3-C2-O2	-6.62	117.27	121.90
54	BA	922	C	N3-C2-O2	-6.62	117.27	121.90
54	BA	943	A	C4-C5-C6	-6.62	113.69	117.00
54	BA	960	A	C5-C6-N1	6.62	121.01	117.70
54	BA	1413	A	C5-C6-N1	6.62	121.01	117.70
54	BA	2679	A	N1-C6-N6	-6.62	114.63	118.60
54	BA	2180	U	O4'-C1'-N1	6.62	113.50	108.20
21	AA	66	A	N1-C6-N6	-6.62	114.63	118.60
21	AA	520	A	C5-C6-N1	6.62	121.01	117.70
23	A2	82	A	C4-C5-C6	-6.62	113.69	117.00
54	BA	255	A	C5-C6-N1	6.62	121.01	117.70
54	BA	1039	A	N1-C6-N6	-6.62	114.63	118.60
20	AU	20	ARG	NE-CZ-NH1	6.62	123.61	120.30
21	AA	1285	A	C5-C6-N1	6.62	121.01	117.70
54	BA	1100	C	N3-C2-O2	-6.62	117.27	121.90

Continued on next page...

Continued from previous page...

Mol	Chain	Res	Type	Atoms	Z	Observed(°)	Ideal(°)
54	BA	1676	A	N1-C6-N6	-6.62	114.63	118.60
21	AA	329	A	C5-C6-N1	6.61	121.01	117.70
21	AA	1046	A	C5-C6-N1	6.61	121.01	117.70
54	BA	637	A	C4-C5-C6	-6.61	113.69	117.00
54	BA	1810	A	C5-C6-N1	6.61	121.01	117.70
54	BA	1934	C	N3-C2-O2	-6.61	117.27	121.90
54	BA	2176	A	C4-C5-C6	-6.61	113.69	117.00
54	BA	2456	C	O4'-C1'-N1	6.61	113.49	108.20
54	BA	2810	A	C5-C6-N1	6.61	121.01	117.70
54	BA	722	A	C4-C5-C6	-6.61	113.69	117.00
54	BA	2424	C	N3-C2-O2	-6.61	117.27	121.90
21	AA	1019	A	C4-C5-C6	-6.61	113.69	117.00
21	AA	1267	C	N3-C2-O2	-6.61	117.27	121.90
54	BA	239	C	N3-C2-O2	-6.61	117.27	121.90
54	BA	1795	C	N3-C2-O2	-6.61	117.27	121.90
3	AD	72	ARG	NE-CZ-NH1	6.61	123.60	120.30
54	BA	1551	A	C4-C5-C6	-6.61	113.70	117.00
54	BA	1603	A	C4-C5-C6	-6.61	113.70	117.00
54	BA	1829	A	C5-C6-N1	6.61	121.00	117.70
54	BA	2212	A	C1'-O4'-C4'	-6.61	104.61	109.90
54	BA	840	C	N3-C2-O2	-6.61	117.28	121.90
54	BA	1040	A	C4-C5-C6	-6.61	113.70	117.00
54	BA	1462	C	N3-C2-O2	-6.61	117.28	121.90
54	BA	1515	A	C5-C6-N1	6.61	121.00	117.70
54	BA	2298	A	C5-C6-N1	6.61	121.00	117.70
35	BM	6	ARG	NE-CZ-NH1	6.60	123.60	120.30
54	BA	1866	A	C5-C6-N1	6.60	121.00	117.70
21	AA	756	C	N3-C2-O2	-6.60	117.28	121.90
54	BA	796	C	N3-C2-O2	-6.60	117.28	121.90
54	BA	1591	A	N1-C6-N6	-6.60	114.64	118.60
54	BA	1592	C	N3-C2-O2	-6.60	117.28	121.90
54	BA	1665	A	C4-C5-C6	-6.60	113.70	117.00
54	BA	2871	U	O4'-C1'-N1	6.60	113.48	108.20
21	AA	253	A	C4-C5-C6	-6.60	113.70	117.00
21	AA	345	C	N1-C2-O2	6.60	122.86	118.90
54	BA	737	C	N3-C2-O2	-6.60	117.28	121.90
54	BA	1526	C	N3-C2-O2	-6.60	117.28	121.90
54	BA	2461	A	C5-C6-N1	6.60	121.00	117.70
54	BA	1172	C	N3-C2-O2	-6.60	117.28	121.90
54	BA	1789	A	C5-C6-N1	6.60	121.00	117.70
54	BA	2810	A	N1-C6-N6	-6.60	114.64	118.60
21	AA	383	A	N1-C6-N6	-6.60	114.64	118.60

Continued on next page...

Continued from previous page...

Mol	Chain	Res	Type	Atoms	Z	Observed(°)	Ideal(°)
21	AA	495	A	C5-C6-N1	6.60	121.00	117.70
55	BB	58	A	C5-C6-N1	6.60	121.00	117.70
21	AA	370	C	N3-C2-O2	-6.60	117.28	121.90
25	BC	181	ARG	NE-CZ-NH1	6.60	123.60	120.30
21	AA	321	A	C4-C5-C6	-6.59	113.70	117.00
54	BA	644	A	C4-C5-C6	-6.59	113.70	117.00
54	BA	1246	A	C4-C5-C6	-6.59	113.70	117.00
54	BA	2073	C	N3-C2-O2	-6.59	117.28	121.90
5	AF	38	ARG	NE-CZ-NH1	6.59	123.60	120.30
54	BA	996	A	C5-C6-N1	6.59	121.00	117.70
54	BA	2314	A	C4-C5-C6	-6.59	113.70	117.00
47	BY	7	ARG	NE-CZ-NH1	6.59	123.59	120.30
54	BA	582	A	C4-C5-C6	-6.59	113.70	117.00
54	BA	806	C	N3-C2-O2	-6.59	117.28	121.90
54	BA	1356	G	O4'-C1'-N9	6.59	113.47	108.20
21	AA	1092	A	C4-C5-C6	-6.59	113.70	117.00
54	BA	505	A	C5-C6-N1	6.59	121.00	117.70
54	BA	601	C	N3-C2-O2	-6.59	117.29	121.90
54	BA	1580	A	C5-C6-N1	6.59	120.99	117.70
54	BA	2870	C	N3-C2-O2	-6.59	117.29	121.90
54	BA	775	G	O4'-C1'-N9	6.59	113.47	108.20
54	BA	2515	C	N3-C2-O2	-6.59	117.29	121.90
54	BA	64	A	C5-C6-N1	6.59	120.99	117.70
54	BA	279	A	C5-C6-N1	6.59	120.99	117.70
54	BA	1076	C	N3-C2-O2	-6.59	117.29	121.90
22	A1	69	A	C5-C6-N1	6.58	120.99	117.70
21	AA	233	C	N3-C2-O2	-6.58	117.29	121.90
21	AA	1368	A	C5-C6-N1	6.58	120.99	117.70
54	BA	1805	A	C5-C6-N1	6.58	120.99	117.70
54	BA	2821	A	N1-C6-N6	-6.58	114.65	118.60
26	BD	33	ARG	NE-CZ-NH1	6.58	123.59	120.30
54	BA	1533	C	N3-C2-O2	-6.58	117.29	121.90
24	A3	76	C	N3-C2-O2	-6.58	117.30	121.90
36	BN	86	ARG	NE-CZ-NH1	6.58	123.59	120.30
48	BZ	10	ARG	NE-CZ-NH1	6.58	123.59	120.30
54	BA	945	A	C5-C6-N1	6.58	120.99	117.70
54	BA	2517	C	N3-C2-O2	-6.58	117.30	121.90
54	BA	666	A	C5-C6-N1	6.58	120.99	117.70
54	BA	1103	A	C5-C6-N1	6.58	120.99	117.70
55	BB	58	A	C4-C5-C6	-6.58	113.71	117.00
21	AA	1480	A	C5-C6-N1	6.57	120.99	117.70
54	BA	264	C	N3-C2-O2	-6.57	117.30	121.90

Continued on next page...

Continued from previous page...

Mol	Chain	Res	Type	Atoms	Z	Observed(°)	Ideal(°)
54	BA	719	C	N3-C2-O2	-6.57	117.30	121.90
54	BA	800	A	C5-C6-N1	6.57	120.99	117.70
54	BA	1001	A	C5-C6-N1	6.57	120.99	117.70
54	BA	1220	G	O4'-C1'-N9	6.57	113.46	108.20
54	BA	1986	C	N3-C2-O2	-6.57	117.30	121.90
54	BA	1570	A	C5-C6-N1	6.57	120.98	117.70
21	AA	25	C	N3-C2-O2	-6.57	117.30	121.90
54	BA	2035	G	O4'-C1'-N9	6.57	113.45	108.20
54	BA	2072	C	O4'-C1'-N1	6.57	113.45	108.20
21	AA	1197	A	C4-C5-C6	-6.57	113.72	117.00
54	BA	756	A	C5-C6-N1	6.57	120.98	117.70
54	BA	1504	A	N1-C6-N6	-6.57	114.66	118.60
54	BA	2682	A	C5-C6-N1	6.57	120.98	117.70
21	AA	998	C	N3-C2-O2	-6.57	117.30	121.90
54	BA	217	A	C5-C6-N1	6.57	120.98	117.70
54	BA	2378	A	C5-C6-N1	6.57	120.98	117.70
21	AA	161	A	C5-C6-N1	6.56	120.98	117.70
21	AA	708	C	N3-C2-O2	-6.56	117.31	121.90
21	AA	1219	A	C4-C5-C6	-6.56	113.72	117.00
21	AA	1375	A	C5-C6-N1	6.56	120.98	117.70
54	BA	973	A	N1-C6-N6	-6.56	114.66	118.60
54	BA	1233	C	N3-C2-O2	-6.56	117.31	121.90
54	BA	1480	C	N3-C2-O2	-6.56	117.31	121.90
54	BA	1525	A	C5-C6-N1	6.56	120.98	117.70
54	BA	2322	A	C5-C6-N1	6.56	120.98	117.70
21	AA	962	C	N3-C2-O2	-6.56	117.31	121.90
54	BA	889	C	N3-C2-O2	-6.56	117.31	121.90
54	BA	685	A	C5-C6-N1	6.56	120.98	117.70
54	BA	2091	C	N3-C2-O2	-6.56	117.31	121.90
54	BA	342	A	C4-C5-C6	-6.56	113.72	117.00
54	BA	1626	A	C4-C5-C6	-6.56	113.72	117.00
54	BA	2117	A	C5-C6-N1	6.56	120.98	117.70
21	AA	1051	C	N3-C2-O2	-6.56	117.31	121.90
54	BA	975	A	C4-C5-C6	-6.56	113.72	117.00
54	BA	1196	C	N3-C2-O2	-6.56	117.31	121.90
54	BA	1265	A	O4'-C1'-N9	6.56	113.45	108.20
54	BA	1635	A	C4-C5-C6	-6.56	113.72	117.00
11	AL	49	ARG	NE-CZ-NH1	6.56	123.58	120.30
21	AA	432	A	C4-C5-C6	-6.56	113.72	117.00
54	BA	440	C	N3-C2-O2	-6.55	117.31	121.90
54	BA	1746	A	C4-C5-C6	-6.55	113.72	117.00
54	BA	582	A	C5-C6-N1	6.55	120.97	117.70

Continued on next page...

Continued from previous page...

Mol	Chain	Res	Type	Atoms	Z	Observed(°)	Ideal(°)
54	BA	2052	A	N1-C6-N6	-6.55	114.67	118.60
54	BA	2358	A	C4-C5-C6	-6.55	113.72	117.00
54	BA	2725	A	C4-C5-C6	-6.55	113.72	117.00
5	AF	45	ARG	NE-CZ-NH1	6.55	123.57	120.30
54	BA	10	A	C5-C6-N1	6.55	120.97	117.70
54	BA	211	C	N3-C2-O2	-6.55	117.32	121.90
54	BA	2267	A	C4-C5-C6	-6.55	113.73	117.00
54	BA	2326	C	N3-C2-O2	-6.55	117.32	121.90
54	BA	402	A	N1-C6-N6	-6.55	114.67	118.60
54	BA	1305	C	N3-C2-O2	-6.55	117.32	121.90
21	AA	729	A	C4-C5-C6	-6.54	113.73	117.00
21	AA	1340	A	C5-C6-N1	6.54	120.97	117.70
54	BA	478	A	C5-C6-N1	6.54	120.97	117.70
54	BA	1634	A	N1-C6-N6	-6.54	114.67	118.60
54	BA	2112	G	O4'-C1'-N9	6.54	113.44	108.20
21	AA	510	A	C4-C5-C6	-6.54	113.73	117.00
21	AA	1229	A	C5-C6-N1	6.54	120.97	117.70
54	BA	461	C	O4'-C1'-N1	6.54	113.43	108.20
54	BA	1828	G	O4'-C1'-N9	6.54	113.43	108.20
54	BA	2369	A	C4-C5-C6	-6.54	113.73	117.00
21	AA	314	C	N3-C2-O2	-6.54	117.32	121.90
21	AA	624	C	N3-C2-O2	-6.54	117.32	121.90
21	AA	980	C	N3-C2-O2	-6.54	117.32	121.90
21	AA	1394	A	C5-C6-N1	6.54	120.97	117.70
54	BA	401	A	C5-C6-N1	6.54	120.97	117.70
54	BA	937	C	N3-C2-O2	-6.54	117.32	121.90
54	BA	1463	C	N3-C2-O2	-6.54	117.32	121.90
21	AA	131	A	C5-C6-N1	6.54	120.97	117.70
54	BA	788	A	C4-C5-C6	-6.54	113.73	117.00
54	BA	1385	A	O4'-C1'-N9	6.54	113.43	108.20
54	BA	1614	A	C4-C5-C6	-6.54	113.73	117.00
21	AA	909	A	N1-C6-N6	-6.54	114.68	118.60
21	AA	994	A	C4-C5-C6	-6.54	113.73	117.00
54	BA	449	A	C4-C5-C6	-6.54	113.73	117.00
54	BA	676	A	C5-C6-N1	6.54	120.97	117.70
54	BA	83	A	C5-C6-N1	6.53	120.97	117.70
54	BA	1262	A	C5-C6-N1	6.53	120.97	117.70
21	AA	26	A	C4-C5-C6	-6.53	113.73	117.00
21	AA	396	C	N3-C2-O2	-6.53	117.33	121.90
21	AA	441	A	C4-C5-C6	-6.53	113.73	117.00
54	BA	556	A	C5-C6-N1	6.53	120.97	117.70
54	BA	1146	C	N3-C2-O2	-6.53	117.33	121.90

Continued on next page...

Continued from previous page...

Mol	Chain	Res	Type	Atoms	Z	Observed(°)	Ideal(°)
54	BA	2900	A	C5-C6-N1	6.53	120.97	117.70
21	AA	1362	A	C5-C6-N1	6.53	120.96	117.70
21	AA	1479	C	N3-C2-O2	-6.53	117.33	121.90
21	AA	622	A	C4-C5-C6	-6.53	113.74	117.00
21	AA	1011	C	N3-C2-O2	-6.53	117.33	121.90
21	AA	1209	C	N3-C2-O2	-6.53	117.33	121.90
21	AA	1298	U	O4'-C1'-N1	6.53	113.42	108.20
54	BA	64	A	C4-C5-C6	-6.53	113.74	117.00
54	BA	1593	A	C4-C5-C6	-6.53	113.74	117.00
54	BA	1916	A	C4-C5-C6	-6.53	113.74	117.00
54	BA	2332	C	N1-C2-O2	6.53	122.82	118.90
21	AA	1114	C	N3-C2-O2	-6.53	117.33	121.90
22	A1	35	A	N1-C6-N6	-6.53	114.69	118.60
54	BA	1010	A	C5-C6-N1	6.53	120.96	117.70
54	BA	2336	A	O4'-C1'-N9	6.53	113.42	108.20
54	BA	2600	A	C5-C6-N1	6.53	120.96	117.70
55	BB	45	A	C4-C5-C6	-6.53	113.74	117.00
54	BA	1775	U	O4'-C1'-N1	6.52	113.42	108.20
54	BA	435	C	N3-C2-O2	-6.52	117.33	121.90
54	BA	1323	C	N3-C2-O2	-6.52	117.33	121.90
54	BA	1352	U	N3-C2-O2	-6.52	117.64	122.20
54	BA	1630	A	C5-C6-N1	6.52	120.96	117.70
21	AA	1447	A	O4'-C1'-N9	6.52	113.42	108.20
54	BA	1244	A	C5-C6-N1	6.52	120.96	117.70
54	BA	1532	A	C4-C5-C6	-6.52	113.74	117.00
21	AA	1140	C	N3-C2-O2	-6.52	117.34	121.90
54	BA	2161	C	N3-C2-O2	-6.52	117.34	121.90
54	BA	2270	A	N1-C6-N6	-6.52	114.69	118.60
54	BA	2418	A	C5-C6-N1	6.52	120.96	117.70
54	BA	2547	A	C4-C5-C6	-6.52	113.74	117.00
9	AJ	5	ARG	NE-CZ-NH1	6.52	123.56	120.30
21	AA	188	C	N3-C2-O2	-6.52	117.34	121.90
24	A3	42	C	N3-C2-O2	-6.52	117.34	121.90
54	BA	146	A	C5-C6-N1	6.52	120.96	117.70
54	BA	920	A	C4-C5-C6	-6.52	113.74	117.00
54	BA	1574	C	N3-C2-O2	-6.52	117.34	121.90
54	BA	2071	A	C4-C5-C6	-6.52	113.74	117.00
21	AA	136	C	N3-C2-O2	-6.52	117.34	121.90
54	BA	111	A	C4-C5-C6	-6.52	113.74	117.00
21	AA	461	A	C4-C5-C6	-6.51	113.74	117.00
21	AA	1188	A	C4-C5-C6	-6.51	113.74	117.00
54	BA	1706	C	N3-C2-O2	-6.51	117.34	121.90

Continued on next page...

Continued from previous page...

Mol	Chain	Res	Type	Atoms	Z	Observed(°)	Ideal(°)
21	AA	1155	A	C4-C5-C6	-6.51	113.74	117.00
21	AA	1411	C	N3-C2-O2	-6.51	117.34	121.90
22	A1	36	C	N3-C2-O2	-6.51	117.34	121.90
54	BA	344	A	C4-C5-C6	-6.51	113.75	117.00
54	BA	517	C	N3-C2-O2	-6.51	117.34	121.90
54	BA	1366	A	C5-C6-N1	6.51	120.95	117.70
54	BA	2081	U	O4'-C1'-N1	6.51	113.41	108.20
21	AA	316	C	N3-C2-O2	-6.51	117.34	121.90
54	BA	838	C	N3-C2-O2	-6.51	117.34	121.90
54	BA	1654	A	C4-C5-C6	-6.51	113.75	117.00
21	AA	600	A	C5-C6-N1	6.50	120.95	117.70
54	BA	20	C	N3-C2-O2	-6.50	117.35	121.90
21	AA	1281	C	N3-C2-O2	-6.50	117.35	121.90
54	BA	314	C	N3-C2-O2	-6.50	117.35	121.90
54	BA	1363	C	N3-C2-O2	-6.50	117.35	121.90
54	BA	2088	A	C5-C6-N1	6.50	120.95	117.70
21	AA	553	A	N1-C6-N6	-6.50	114.70	118.60
54	BA	762	U	P-O3'-C3'	6.50	127.50	119.70
54	BA	1865	U	O4'-C1'-N1	6.50	113.40	108.20
21	AA	192	A	C4-C5-C6	-6.50	113.75	117.00
21	AA	556	C	N3-C2-O2	-6.50	117.35	121.90
54	BA	1284	A	C4-C5-C6	-6.50	113.75	117.00
55	BB	8	C	N3-C2-O2	-6.50	117.35	121.90
21	AA	1081	A	C4-C5-C6	-6.50	113.75	117.00
22	A1	25	C	N3-C2-O2	-6.50	117.35	121.90
54	BA	79	C	N3-C2-O2	-6.50	117.35	121.90
54	BA	197	A	C5-C6-N1	6.50	120.95	117.70
54	BA	304	U	O4'-C1'-N1	6.50	113.40	108.20
54	BA	1819	A	N1-C6-N6	-6.50	114.70	118.60
21	AA	970	C	N3-C2-O2	-6.50	117.35	121.90
54	BA	482	A	C5-C6-N1	6.50	120.95	117.70
54	BA	611	C	N3-C2-O2	-6.50	117.35	121.90
54	BA	1596	A	C4-C5-C6	-6.50	113.75	117.00
54	BA	1909	C	N3-C2-O2	-6.50	117.35	121.90
54	BA	2657	A	C5-C6-N1	6.50	120.95	117.70
21	AA	1236	A	C4-C5-C6	-6.50	113.75	117.00
54	BA	1977	A	C4-C5-C6	-6.50	113.75	117.00
21	AA	381	C	N3-C2-O2	-6.49	117.35	121.90
54	BA	63	A	C4-C5-C6	-6.49	113.75	117.00
54	BA	382	A	C4-C5-C6	-6.49	113.75	117.00
54	BA	1265	A	C4-C5-C6	-6.49	113.75	117.00
54	BA	1717	A	C5-C6-N1	6.49	120.95	117.70

Continued on next page...

Continued from previous page...

Mol	Chain	Res	Type	Atoms	Z	Observed(°)	Ideal(°)
54	BA	1853	A	C5-C6-N1	6.49	120.95	117.70
54	BA	2551	C	N3-C2-O2	-6.49	117.35	121.90
54	BA	2398	U	O4'-C1'-N1	6.49	113.39	108.20
21	AA	1465	A	C4-C5-C6	-6.49	113.75	117.00
25	BC	176	ARG	NE-CZ-NH2	-6.49	117.06	120.30
54	BA	1960	A	C4-C5-C6	-6.49	113.75	117.00
21	AA	344	A	C4-C5-C6	-6.49	113.76	117.00
21	AA	578	C	N3-C2-O2	-6.49	117.36	121.90
54	BA	616	A	C5-C6-N1	6.49	120.94	117.70
54	BA	678	C	N3-C2-O2	-6.49	117.36	121.90
54	BA	1221	C	N3-C2-O2	-6.49	117.36	121.90
21	AA	16	A	C4-C5-C6	-6.49	113.76	117.00
54	BA	320	A	N1-C6-N6	-6.49	114.71	118.60
54	BA	2736	A	C5-C6-N1	6.49	120.94	117.70
21	AA	60	A	P-O3'-C3'	6.49	127.48	119.70
54	BA	300	A	C4-C5-C6	-6.49	113.76	117.00
54	BA	1007	C	N1-C2-O2	6.49	122.79	118.90
55	BB	15	A	O4'-C1'-N9	6.49	113.39	108.20
21	AA	98	A	C4-C5-C6	-6.48	113.76	117.00
21	AA	459	A	C4-C5-C6	-6.48	113.76	117.00
21	AA	460	A	C4-C5-C6	-6.48	113.76	117.00
54	BA	1690	A	C5-C6-N1	6.48	120.94	117.70
54	BA	2755	C	N3-C2-O2	-6.48	117.36	121.90
21	AA	873	A	C4-C5-C6	-6.48	113.76	117.00
54	BA	635	C	O4'-C1'-N1	6.48	113.39	108.20
54	BA	910	A	C5-C6-N1	6.48	120.94	117.70
54	BA	1833	C	N3-C2-O2	-6.48	117.36	121.90
54	BA	2003	A	N1-C6-N6	-6.48	114.71	118.60
21	AA	59	A	N1-C6-N6	-6.48	114.71	118.60
54	BA	1700	A	C4-C5-C6	-6.48	113.76	117.00
54	BA	631	A	C5-C6-N1	6.48	120.94	117.70
54	BA	908	C	N3-C2-O2	-6.48	117.36	121.90
54	BA	1509	A	C4-C5-C6	-6.48	113.76	117.00
54	BA	1672	A	C4-C5-C6	-6.48	113.76	117.00
54	BA	2741	A	C4-C5-C6	-6.48	113.76	117.00
54	BA	980	A	C4-C5-C6	-6.48	113.76	117.00
54	BA	426	C	N3-C2-O2	-6.47	117.37	121.90
54	BA	1940	U	O4'-C1'-N1	6.47	113.38	108.20
21	AA	630	A	C5-C6-N1	6.47	120.94	117.70
21	AA	1519	A	N1-C6-N6	-6.47	114.72	118.60
24	A3	52	C	N3-C2-O2	-6.47	117.37	121.90
21	AA	456	A	C5-C6-N1	6.47	120.94	117.70

Continued on next page...

Continued from previous page...

Mol	Chain	Res	Type	Atoms	Z	Observed(°)	Ideal(°)
21	AA	19	A	C4-C5-C6	-6.47	113.77	117.00
21	AA	106	C	N1-C2-O2	6.47	122.78	118.90
54	BA	812	C	N3-C2-O2	-6.47	117.37	121.90
21	AA	1022	A	C4-C5-C6	-6.47	113.77	117.00
21	AA	689	C	N3-C2-O2	-6.47	117.37	121.90
23	A2	79	A	O4'-C1'-N9	6.47	113.37	108.20
54	BA	271	G	P-O3'-C3'	6.47	127.46	119.70
54	BA	1045	C	N3-C2-O2	-6.47	117.37	121.90
54	BA	103	A	C4-C5-C6	-6.46	113.77	117.00
54	BA	791	C	N3-C2-O2	-6.46	117.38	121.90
54	BA	2011	U	O4'-C1'-N1	6.46	113.37	108.20
54	BA	2090	A	C5-C6-N1	6.46	120.93	117.70
21	AA	712	A	C4-C5-C6	-6.46	113.77	117.00
54	BA	870	U	O4'-C1'-N1	6.46	113.37	108.20
21	AA	831	A	C4-C5-C6	-6.46	113.77	117.00
21	AA	1200	C	N1-C2-O2	6.46	122.78	118.90
55	BB	3	C	N3-C2-O2	-6.46	117.38	121.90
54	BA	1670	C	N3-C2-O2	-6.46	117.38	121.90
21	AA	436	C	N3-C2-O2	-6.46	117.38	121.90
54	BA	1081	U	O4'-C1'-N1	6.46	113.37	108.20
54	BA	2183	A	C4-C5-C6	-6.46	113.77	117.00
54	BA	731	C	N3-C2-O2	-6.46	117.38	121.90
54	BA	998	C	N3-C2-O2	-6.46	117.38	121.90
54	BA	1014	A	C5-C6-N1	6.46	120.93	117.70
54	BA	2014	A	C5-C6-N1	6.46	120.93	117.70
54	BA	2417	C	N3-C2-O2	-6.46	117.38	121.90
21	AA	1162	C	N3-C2-O2	-6.46	117.38	121.90
54	BA	130	C	N3-C2-O2	-6.46	117.38	121.90
54	BA	311	A	O4'-C1'-N9	6.46	113.36	108.20
54	BA	487	C	N3-C2-O2	-6.46	117.38	121.90
54	BA	523	C	N3-C2-O2	-6.46	117.38	121.90
54	BA	1924	C	N3-C2-O2	-6.46	117.38	121.90
54	BA	2014	A	N1-C6-N6	-6.46	114.73	118.60
55	BB	53	A	C4-C5-C6	-6.46	113.77	117.00
54	BA	751	A	O4'-C1'-N9	6.45	113.36	108.20
54	BA	1261	C	N3-C2-O2	-6.45	117.38	121.90
54	BA	1428	C	C1'-O4'-C4'	-6.45	104.74	109.90
54	BA	1460	U	N3-C2-O2	-6.45	117.68	122.20
21	AA	498	A	N1-C6-N6	-6.45	114.73	118.60
54	BA	911	A	C4-C5-C6	-6.45	113.77	117.00
54	BA	1988	G	N3-C2-N2	-6.45	115.38	119.90
54	BA	2215	C	N3-C2-O2	-6.45	117.38	121.90

Continued on next page...

Continued from previous page...

Mol	Chain	Res	Type	Atoms	Z	Observed(°)	Ideal(°)
21	AA	175	C	N3-C2-O2	-6.45	117.39	121.90
21	AA	940	C	N3-C2-O2	-6.45	117.39	121.90
21	AA	1364	U	N3-C2-O2	-6.45	117.69	122.20
24	A3	13	C	N3-C2-O2	-6.45	117.38	121.90
54	BA	1977	A	C5-C6-N1	6.45	120.92	117.70
54	BA	2273	A	C4-C5-C6	-6.45	113.77	117.00
54	BA	2691	C	N3-C2-O2	-6.45	117.38	121.90
21	AA	608	A	C4-C5-C6	-6.45	113.78	117.00
54	BA	635	C	N3-C2-O2	-6.45	117.39	121.90
54	BA	1974	C	O4'-C1'-N1	6.45	113.36	108.20
54	BA	2045	C	N3-C2-O2	-6.45	117.39	121.90
21	AA	119	A	C5-C6-N1	6.45	120.92	117.70
21	AA	1183	U	O4'-C1'-N1	6.45	113.36	108.20
21	AA	1377	A	C4-C5-C6	-6.45	113.78	117.00
21	AA	1038	C	N3-C2-O2	-6.45	117.39	121.90
54	BA	334	C	N3-C2-O2	-6.45	117.39	121.90
54	BA	1943	U	N3-C2-O2	-6.45	117.69	122.20
54	BA	2879	A	N1-C6-N6	-6.45	114.73	118.60
21	AA	1337	G	O4'-C1'-N9	6.44	113.36	108.20
54	BA	2381	A	C5-C6-N1	6.44	120.92	117.70
21	AA	274	A	C4-C5-C6	-6.44	113.78	117.00
54	BA	606	U	O4'-C1'-N1	6.44	113.35	108.20
54	BA	1704	C	O4'-C1'-N1	6.44	113.36	108.20
54	BA	2794	C	N3-C2-O2	-6.44	117.39	121.90
21	AA	1376	U	O4'-C1'-N1	6.44	113.35	108.20
54	BA	42	A	C5-C6-N1	6.44	120.92	117.70
54	BA	2889	C	N3-C2-O2	-6.44	117.39	121.90
21	AA	1254	A	C5-C6-N1	6.44	120.92	117.70
54	BA	52	A	C5-C6-N1	6.44	120.92	117.70
54	BA	1855	U	O4'-C1'-N1	6.44	113.35	108.20
21	AA	815	A	C4-C5-C6	-6.44	113.78	117.00
21	AA	1374	A	N1-C6-N6	-6.44	114.74	118.60
54	BA	106	C	N3-C2-O2	-6.44	117.39	121.90
54	BA	1937	A	C5-C6-N1	6.44	120.92	117.70
54	BA	2565	A	C4-C5-C6	-6.44	113.78	117.00
21	AA	1394	A	C4-C5-C6	-6.43	113.78	117.00
54	BA	650	C	N3-C2-O2	-6.43	117.39	121.90
54	BA	1607	C	N3-C2-O2	-6.43	117.40	121.90
54	BA	1908	C	N3-C2-O2	-6.43	117.40	121.90
54	BA	1927	A	N1-C6-N6	-6.43	114.74	118.60
54	BA	2377	A	C5-C6-N1	6.43	120.92	117.70
21	AA	335	C	N3-C2-O2	-6.43	117.40	121.90

Continued on next page...

Continued from previous page...

Mol	Chain	Res	Type	Atoms	Z	Observed(°)	Ideal(°)
51	B2	35	ARG	NE-CZ-NH1	6.43	123.52	120.30
54	BA	310	A	C4-C5-C6	-6.43	113.78	117.00
54	BA	1637	A	C5-C6-N1	6.43	120.92	117.70
54	BA	1874	C	N3-C2-O2	-6.43	117.40	121.90
54	BA	2392	A	C5-C6-N1	6.43	120.92	117.70
54	BA	16	C	N3-C2-O2	-6.43	117.40	121.90
54	BA	692	C	N3-C2-O2	-6.43	117.40	121.90
54	BA	1894	C	N3-C2-O2	-6.43	117.40	121.90
54	BA	2446	G	O4'-C1'-N9	6.43	113.34	108.20
54	BA	2471	A	C5-C6-N1	6.43	120.92	117.70
54	BA	2513	A	C4-C5-C6	-6.43	113.79	117.00
21	AA	207	C	N3-C2-O2	-6.43	117.40	121.90
21	AA	1004	A	C4-C5-C6	-6.43	113.79	117.00
54	BA	329	G	N1-C6-O6	-6.43	116.04	119.90
54	BA	2339	C	N3-C2-O2	-6.43	117.40	121.90
21	AA	607	A	C4-C5-C6	-6.43	113.79	117.00
21	AA	1150	A	C4-C5-C6	-6.43	113.79	117.00
21	AA	1403	C	N3-C2-O2	-6.43	117.40	121.90
24	A3	24	C	N3-C2-O2	-6.43	117.40	121.90
54	BA	1496	A	C4-C5-C6	-6.43	113.79	117.00
54	BA	2662	A	C5-C6-N1	6.43	120.91	117.70
21	AA	282	A	C4-C5-C6	-6.42	113.79	117.00
21	AA	1518	A	C4-C5-C6	-6.42	113.79	117.00
29	BG	68	ARG	NE-CZ-NH1	6.42	123.51	120.30
54	BA	2340	A	C4-C5-C6	-6.42	113.79	117.00
14	AO	87	ARG	NE-CZ-NH1	6.42	123.51	120.30
15	AP	35	ARG	NE-CZ-NH1	6.42	123.51	120.30
21	AA	143	A	C4-C5-C6	-6.42	113.79	117.00
22	A1	72	C	N3-C2-O2	-6.42	117.41	121.90
21	AA	908	A	C5-C6-N1	6.42	120.91	117.70
32	BJ	69	ARG	NE-CZ-NH1	6.42	123.51	120.30
34	BL	126	ARG	NE-CZ-NH1	6.42	123.51	120.30
54	BA	299	A	C4-C5-C6	-6.42	113.79	117.00
18	AS	31	ARG	NE-CZ-NH2	-6.42	117.09	120.30
21	AA	1296	C	N3-C2-O2	-6.42	117.41	121.90
54	BA	626	A	C4-C5-C6	-6.42	113.79	117.00
54	BA	1269	A	C4-C5-C6	-6.42	113.79	117.00
54	BA	2614	A	C4-C5-C6	-6.42	113.79	117.00
54	BA	461	C	N3-C2-O2	-6.42	117.41	121.90
54	BA	1080	A	C5-C6-N1	6.42	120.91	117.70
54	BA	2826	A	C4-C5-C6	-6.42	113.79	117.00
21	AA	262	A	C4-C5-C6	-6.42	113.79	117.00

Continued on next page...

Continued from previous page...

Mol	Chain	Res	Type	Atoms	Z	Observed(°)	Ideal(°)
11	AL	11	ARG	NE-CZ-NH1	6.41	123.51	120.30
21	AA	753	A	C4-C5-C6	-6.41	113.79	117.00
21	AA	969	A	C4-C5-C6	-6.41	113.79	117.00
54	BA	912	C	N3-C2-O2	-6.41	117.41	121.90
54	BA	1278	C	N3-C2-O2	-6.41	117.41	121.90
54	BA	1461	C	N1-C2-O2	6.41	122.75	118.90
21	AA	1342	C	P-O3'-C3'	6.41	127.39	119.70
54	BA	205	G	O4'-C1'-N9	6.41	113.33	108.20
54	BA	1785	A	C6-N1-C2	-6.41	114.75	118.60
21	AA	978	A	C5-C6-N1	6.41	120.91	117.70
54	BA	1872	A	C5-C6-N1	6.41	120.90	117.70
17	AR	42	ARG	NE-CZ-NH1	6.41	123.50	120.30
21	AA	1210	C	N3-C2-O2	-6.41	117.42	121.90
54	BA	2537	U	O4'-C1'-N1	6.41	113.33	108.20
21	AA	533	A	C5-C6-N1	6.41	120.90	117.70
21	AA	866	C	N1-C2-O2	6.41	122.74	118.90
25	BC	261	ARG	NE-CZ-NH1	6.41	123.50	120.30
54	BA	207	A	C4-C5-C6	-6.41	113.80	117.00
54	BA	586	A	C5-C6-N1	6.41	120.90	117.70
54	BA	794	A	C5-C6-N1	6.41	120.90	117.70
54	BA	1836	C	N3-C2-O2	-6.41	117.42	121.90
54	BA	2178	C	N3-C2-O2	-6.41	117.42	121.90
54	BA	2208	C	N3-C2-O2	-6.41	117.42	121.90
21	AA	52	C	N3-C2-O2	-6.40	117.42	121.90
21	AA	983	A	C4-C5-C6	-6.40	113.80	117.00
21	AA	160	A	C4-C5-C6	-6.40	113.80	117.00
21	AA	1171	A	C5-C6-N1	6.40	120.90	117.70
24	A3	47	G	O4'-C1'-N9	6.40	113.32	108.20
54	BA	1472	C	N3-C2-O2	-6.40	117.42	121.90
54	BA	968	C	O4'-C1'-N1	6.40	113.32	108.20
54	BA	2154	A	C5-C6-N1	6.40	120.90	117.70
54	BA	2274	A	C4-C5-C6	-6.40	113.80	117.00
54	BA	2620	C	N3-C2-O2	-6.40	117.42	121.90
54	BA	2753	A	C4-C5-C6	-6.40	113.80	117.00
18	AS	3	SER	C-N-CA	6.40	137.70	121.70
21	AA	507	C	N3-C2-O2	-6.40	117.42	121.90
54	BA	146	A	C4-C5-C6	-6.40	113.80	117.00
54	BA	987	C	N3-C2-O2	-6.40	117.42	121.90
54	BA	1262	A	C4-C5-C6	-6.40	113.80	117.00
21	AA	908	A	N1-C6-N6	-6.40	114.76	118.60
54	BA	277	G	N3-C2-N2	-6.40	115.42	119.90
54	BA	1713	A	P-O3'-C3'	6.40	127.38	119.70

Continued on next page...

Continued from previous page...

Mol	Chain	Res	Type	Atoms	Z	Observed(°)	Ideal(°)
21	AA	392	C	N3-C2-O2	-6.39	117.42	121.90
54	BA	627	A	C4-C5-C6	-6.39	113.80	117.00
54	BA	267	C	N3-C2-O2	-6.39	117.43	121.90
54	BA	366	C	N3-C2-O2	-6.39	117.42	121.90
54	BA	479	A	C4-C5-C6	-6.39	113.80	117.00
54	BA	2723	C	N1-C2-O2	6.39	122.74	118.90
9	AJ	16	ARG	NE-CZ-NH1	6.39	123.50	120.30
22	A1	69	A	C4-C5-C6	-6.39	113.81	117.00
21	AA	266	G	O4'-C1'-N9	6.39	113.31	108.20
21	AA	1171	A	C4-C5-C6	-6.39	113.81	117.00
54	BA	165	A	C4-C5-C6	-6.39	113.81	117.00
54	BA	436	C	N3-C2-O2	-6.39	117.43	121.90
54	BA	1905	C	N3-C2-O2	-6.39	117.43	121.90
54	BA	1929	G	O4'-C1'-N9	6.39	113.31	108.20
54	BA	1966	A	C4-C5-C6	-6.39	113.81	117.00
54	BA	2070	A	C5-C6-N1	6.39	120.89	117.70
54	BA	2482	A	C4-C5-C6	-6.39	113.81	117.00
22	A1	48	C	N3-C2-O2	-6.39	117.43	121.90
54	BA	1814	G	N1-C6-O6	-6.39	116.07	119.90
54	BA	2826	A	C5-C6-N1	6.39	120.89	117.70
21	AA	535	A	C4-C5-C6	-6.38	113.81	117.00
54	BA	761	A	C4-C5-C6	-6.38	113.81	117.00
54	BA	825	A	C4-C5-C6	-6.38	113.81	117.00
54	BA	1100	C	O4'-C1'-N1	6.38	113.31	108.20
54	BA	1391	U	O4'-C1'-N1	6.38	113.31	108.20
55	BB	108	A	C4-C5-C6	-6.38	113.81	117.00
21	AA	197	A	C4-C5-C6	-6.38	113.81	117.00
21	AA	777	A	C4-C5-C6	-6.38	113.81	117.00
21	AA	945	G	N3-C4-C5	-6.38	125.41	128.60
54	BA	2703	C	N3-C2-O2	-6.38	117.43	121.90
54	BA	1089	A	C4-C5-C6	-6.38	113.81	117.00
54	BA	2097	A	C5-C6-N1	6.38	120.89	117.70
54	BA	2115	G	O4'-C1'-N9	6.38	113.30	108.20
54	BA	1787	A	N1-C6-N6	-6.38	114.77	118.60
54	BA	2058	A	C4-C5-C6	-6.38	113.81	117.00
54	BA	2601	C	O4'-C1'-N1	6.38	113.30	108.20
54	BA	2820	A	C4-C5-C6	-6.38	113.81	117.00
21	AA	251	G	P-O3'-C3'	6.38	127.35	119.70
21	AA	330	C	N3-C2-O2	-6.38	117.44	121.90
34	BL	21	ARG	NE-CZ-NH1	6.38	123.49	120.30
54	BA	844	A	C4-C5-C6	-6.38	113.81	117.00
21	AA	1434	A	C4-C5-C6	-6.38	113.81	117.00

Continued on next page...

Continued from previous page...

Mol	Chain	Res	Type	Atoms	Z	Observed(°)	Ideal(°)
54	BA	1005	C	O4'-C1'-N1	6.38	113.30	108.20
54	BA	1431	A	C4-C5-C6	-6.38	113.81	117.00
21	AA	486	U	O4'-C1'-N1	6.37	113.30	108.20
21	AA	1109	C	N3-C2-O2	-6.37	117.44	121.90
54	BA	1064	C	N3-C2-O2	-6.37	117.44	121.90
54	BA	1090	A	C5-C6-N1	6.37	120.89	117.70
54	BA	1144	A	C5-C6-N1	6.37	120.89	117.70
21	AA	72	A	C4-C5-C6	-6.37	113.81	117.00
22	A1	60	C	N1-C2-O2	6.37	122.72	118.90
54	BA	1161	C	N3-C2-O2	-6.37	117.44	121.90
54	BA	190	A	C5-C6-N1	6.37	120.89	117.70
54	BA	238	C	N3-C2-O2	-6.37	117.44	121.90
54	BA	2806	C	N3-C2-O2	-6.37	117.44	121.90
54	BA	2225	A	C5-C6-N1	6.37	120.88	117.70
54	BA	2394	C	O4'-C1'-N1	6.37	113.29	108.20
54	BA	2412	A	C5-C6-N1	6.37	120.89	117.70
30	BH	97	ARG	NE-CZ-NH1	6.37	123.48	120.30
8	AI	11	ARG	NE-CZ-NH1	6.37	123.48	120.30
21	AA	44	A	C4-C5-C6	-6.37	113.82	117.00
21	AA	328	C	N3-C2-O2	-6.37	117.44	121.90
54	BA	915	C	N3-C2-O2	-6.37	117.44	121.90
54	BA	1213	A	C4-C5-C6	-6.37	113.82	117.00
54	BA	1586	A	C4-C5-C6	-6.37	113.82	117.00
54	BA	1859	U	O4'-C1'-N1	6.37	113.29	108.20
54	BA	1920	C	N3-C2-O2	-6.37	117.44	121.90
54	BA	2507	C	N3-C2-O2	-6.37	117.44	121.90
55	BB	42	C	N3-C2-O2	-6.37	117.44	121.90
55	BB	104	A	C5-C6-N1	6.37	120.88	117.70
21	AA	901	A	C5-C6-N1	6.36	120.88	117.70
21	AA	958	A	C4-C5-C6	-6.36	113.82	117.00
54	BA	184	C	N3-C2-O2	-6.36	117.45	121.90
54	BA	1147	A	C4-C5-C6	-6.36	113.82	117.00
54	BA	1582	C	N3-C2-O2	-6.36	117.45	121.90
54	BA	2080	A	C5-C6-N1	6.36	120.88	117.70
54	BA	706	A	C5-C6-N1	6.36	120.88	117.70
54	BA	1039	A	C4-C5-C6	-6.36	113.82	117.00
54	BA	1901	A	C5-C6-N1	6.36	120.88	117.70
21	AA	74	A	C5-C6-N1	6.36	120.88	117.70
21	AA	526	C	N3-C2-O2	-6.36	117.45	121.90
21	AA	1333	A	C4-C5-C6	-6.36	113.82	117.00
54	BA	69	C	N3-C2-O2	-6.36	117.45	121.90
54	BA	540	C	N3-C2-O2	-6.36	117.45	121.90

Continued on next page...

Continued from previous page...

Mol	Chain	Res	Type	Atoms	Z	Observed(°)	Ideal(°)
54	BA	1962	C	O4'-C1'-N1	6.36	113.29	108.20
54	BA	2211	A	N1-C6-N6	-6.36	114.78	118.60
54	BA	2520	C	N3-C2-O2	-6.36	117.45	121.90
54	BA	1686	C	N3-C2-O2	-6.36	117.45	121.90
54	BA	1794	A	C4-C5-C6	-6.36	113.82	117.00
21	AA	996	A	C5-C6-N1	6.36	120.88	117.70
54	BA	1569	A	C5-C6-N1	6.36	120.88	117.70
54	BA	2095	A	C5-C6-N1	6.36	120.88	117.70
54	BA	2527	C	N3-C2-O2	-6.36	117.45	121.90
21	AA	509	A	C4-C5-C6	-6.36	113.82	117.00
54	BA	557	C	N3-C2-O2	-6.36	117.45	121.90
54	BA	2287	A	O4'-C1'-N9	6.36	113.28	108.20
55	BB	39	A	C4-C5-C6	-6.36	113.82	117.00
21	AA	1359	C	N3-C2-O2	-6.35	117.45	121.90
54	BA	1780	A	C5-C6-N1	6.35	120.88	117.70
54	BA	1211	C	N1-C2-O2	6.35	122.71	118.90
54	BA	1772	A	C5-C6-N1	6.35	120.88	117.70
54	BA	2451	A	C4-C5-C6	-6.35	113.82	117.00
21	AA	1314	C	N3-C2-O2	-6.35	117.45	121.90
54	BA	698	C	N3-C2-O2	-6.35	117.45	121.90
54	BA	781	A	C4-C5-C6	-6.35	113.82	117.00
21	AA	910	C	N3-C2-O2	-6.35	117.46	121.90
54	BA	196	A	C1'-O4'-C4'	-6.35	104.82	109.90
54	BA	361	G	O4'-C1'-N9	6.35	113.28	108.20
54	BA	886	A	C5-C6-N1	6.35	120.88	117.70
54	BA	1774	C	N3-C2-O2	-6.35	117.45	121.90
54	BA	1838	C	N3-C2-O2	-6.35	117.46	121.90
54	BA	2376	A	C4-C5-C6	-6.35	113.83	117.00
21	AA	132	C	N3-C2-O2	-6.35	117.46	121.90
21	AA	826	C	N3-C2-O2	-6.35	117.46	121.90
21	AA	945	G	C5-C6-N1	6.35	114.67	111.50
54	BA	281	C	N3-C2-O2	-6.35	117.46	121.90
54	BA	1092	C	N3-C2-O2	-6.35	117.46	121.90
54	BA	1298	C	N3-C2-O2	-6.34	117.46	121.90
54	BA	1398	C	N3-C2-O2	-6.34	117.46	121.90
54	BA	1606	C	N1-C2-O2	6.34	122.71	118.90
54	BA	2311	A	O4'-C1'-N9	6.34	113.28	108.20
54	BA	2619	C	N3-C2-O2	-6.34	117.46	121.90
54	BA	2766	A	N1-C6-N6	-6.34	114.79	118.60
54	BA	2442	C	N3-C2-O2	-6.34	117.46	121.90
54	BA	1772	A	N1-C6-N6	-6.34	114.80	118.60
55	BB	43	C	N3-C2-O2	-6.34	117.46	121.90

Continued on next page...

Continued from previous page...

Mol	Chain	Res	Type	Atoms	Z	Observed(°)	Ideal(°)
55	BB	92	C	N3-C2-O2	-6.34	117.46	121.90
3	AD	55	ARG	NE-CZ-NH1	6.34	123.47	120.30
21	AA	1167	A	C4-C5-C6	-6.34	113.83	117.00
54	BA	1641	A	C4-C5-C6	-6.34	113.83	117.00
54	BA	903	C	N3-C2-O2	-6.34	117.46	121.90
12	AM	89	ARG	NE-CZ-NH1	6.34	123.47	120.30
41	BS	99	ARG	NE-CZ-NH1	6.34	123.47	120.30
54	BA	225	C	N3-C2-O2	-6.34	117.47	121.90
54	BA	1768	C	N3-C2-O2	-6.34	117.46	121.90
54	BA	1962	C	N3-C2-O2	-6.34	117.46	121.90
54	BA	1998	A	C5-C6-N1	6.34	120.87	117.70
54	BA	2041	U	O4'-C1'-N1	6.34	113.27	108.20
21	AA	1484	C	N3-C2-O2	-6.33	117.47	121.90
54	BA	1787	A	C5-C6-N1	6.33	120.87	117.70
21	AA	880	C	N3-C2-O2	-6.33	117.47	121.90
54	BA	925	A	C4-C5-C6	-6.33	113.83	117.00
54	BA	1027	A	C4-C5-C6	-6.33	113.83	117.00
54	BA	2581	G	O4'-C1'-N9	6.33	113.27	108.20
21	AA	692	U	C2-N1-C1'	6.33	125.30	117.70
21	AA	1456	A	C4-C5-C6	-6.33	113.83	117.00
54	BA	922	C	O4'-C1'-N1	6.33	113.26	108.20
55	BB	109	A	C5-C6-N1	6.33	120.86	117.70
3	AD	69	ARG	NE-CZ-NH1	6.33	123.46	120.30
54	BA	2084	C	O4'-C1'-N1	6.33	113.26	108.20
21	AA	1329	A	C4-C5-C6	-6.33	113.84	117.00
21	AA	714	G	N3-C2-N2	-6.33	115.47	119.90
54	BA	661	A	C4-C5-C6	-6.33	113.84	117.00
54	BA	909	A	C4-C5-C6	-6.33	113.84	117.00
54	BA	2015	A	C5-C6-N1	6.33	120.86	117.70
54	BA	2043	C	N3-C2-O2	-6.33	117.47	121.90
24	A3	62	C	N3-C2-O2	-6.32	117.47	121.90
54	BA	404	A	C4-C5-C6	-6.32	113.84	117.00
54	BA	540	C	O4'-C1'-N1	6.32	113.26	108.20
54	BA	2781	A	C4-C5-C6	-6.32	113.84	117.00
54	BA	1658	C	N3-C2-O2	-6.32	117.48	121.90
54	BA	49	A	C5-C6-N1	6.32	120.86	117.70
54	BA	352	A	C4-C5-C6	-6.32	113.84	117.00
54	BA	2746	U	O4'-C1'-N1	6.32	113.25	108.20
21	AA	839	C	N3-C2-O2	-6.32	117.48	121.90
54	BA	899	A	C4-C5-C6	-6.32	113.84	117.00
54	BA	1420	A	N1-C6-N6	-6.32	114.81	118.60
54	BA	1705	A	C4-C5-C6	-6.32	113.84	117.00

Continued on next page...

Continued from previous page...

Mol	Chain	Res	Type	Atoms	Z	Observed(°)	Ideal(°)
21	AA	1324	A	C4-C5-C6	-6.31	113.84	117.00
21	AA	1480	A	C4-C5-C6	-6.31	113.84	117.00
54	BA	538	A	C4-C5-C6	-6.31	113.84	117.00
54	BA	1762	A	C4-C5-C6	-6.31	113.84	117.00
55	BB	27	C	N3-C2-O2	-6.31	117.48	121.90
21	AA	117	G	N1-C6-O6	-6.31	116.11	119.90
24	A3	42	C	N1-C2-O2	6.31	122.69	118.90
54	BA	66	C	N3-C2-O2	-6.31	117.48	121.90
54	BA	391	A	C4-C5-C6	-6.31	113.84	117.00
54	BA	471	A	C5-C6-N1	6.31	120.86	117.70
54	BA	1313	U	O4'-C1'-N1	6.31	113.25	108.20
54	BA	1625	C	N1-C2-O2	6.31	122.69	118.90
21	AA	1102	A	C5-C6-N1	6.31	120.86	117.70
54	BA	1313	U	N3-C2-O2	-6.31	117.78	122.20
21	AA	1236	A	N1-C6-N6	-6.31	114.81	118.60
22	A1	62	C	N3-C2-O2	-6.31	117.48	121.90
54	BA	2644	G	C3'-C2'-C1'	6.31	106.55	101.50
21	AA	1179	A	C4-C5-C6	-6.31	113.85	117.00
21	AA	1345	U	O4'-C1'-N1	6.31	113.25	108.20
54	BA	1932	A	C5-C6-N1	6.31	120.85	117.70
54	BA	2875	C	N3-C2-O2	-6.31	117.48	121.90
21	AA	899	C	N3-C2-O2	-6.30	117.49	121.90
51	B2	33	ARG	NE-CZ-NH1	6.30	123.45	120.30
54	BA	549	G	N3-C2-N2	-6.30	115.49	119.90
54	BA	806	C	O4'-C1'-N1	6.30	113.24	108.20
54	BA	1304	A	C5-C6-N1	6.30	120.85	117.70
54	BA	1468	U	O4'-C1'-N1	6.30	113.24	108.20
54	BA	2313	C	N3-C2-O2	-6.30	117.49	121.90
54	BA	2191	A	C4-C5-C6	-6.30	113.85	117.00
21	AA	77	A	C4-C5-C6	-6.30	113.85	117.00
21	AA	167	A	C5-C6-N1	6.30	120.85	117.70
21	AA	1168	U	N3-C2-O2	-6.30	117.79	122.20
54	BA	764	A	C5-C6-N1	6.30	120.85	117.70
54	BA	2461	A	C4-C5-C6	-6.30	113.85	117.00
12	AM	70	ARG	NE-CZ-NH1	6.30	123.45	120.30
22	A1	60	C	C1'-O4'-C4'	-6.30	104.86	109.90
54	BA	507	A	C4-C5-C6	-6.30	113.85	117.00
54	BA	1655	A	C5-C6-N1	6.30	120.85	117.70
21	AA	857	C	N3-C2-O2	-6.30	117.49	121.90
21	AA	1306	A	C5-C6-N1	6.30	120.85	117.70
21	AA	290	C	N3-C2-O2	-6.30	117.49	121.90
21	AA	435	A	C5-C6-N1	6.30	120.85	117.70

Continued on next page...

Continued from previous page...

Mol	Chain	Res	Type	Atoms	Z	Observed(°)	Ideal(°)
54	BA	794	A	C4-C5-C6	-6.30	113.85	117.00
54	BA	1049	C	N3-C2-O2	-6.30	117.49	121.90
54	BA	2805	C	O4'-C1'-N1	6.30	113.24	108.20
21	AA	1248	A	O4'-C1'-N9	6.29	113.24	108.20
23	A2	80	C	N3-C4-C5	6.29	124.42	121.90
21	AA	40	C	N3-C2-O2	-6.29	117.49	121.90
21	AA	673	A	C5-C6-N1	6.29	120.85	117.70
21	AA	679	C	N3-C2-O2	-6.29	117.50	121.90
24	A3	68	C	N3-C2-O2	-6.29	117.49	121.90
55	BB	28	C	N3-C2-O2	-6.29	117.50	121.90
55	BB	57	A	N1-C6-N6	-6.29	114.82	118.60
21	AA	582	C	O4'-C1'-N1	6.29	113.23	108.20
21	AA	1227	A	C4-C5-C6	-6.29	113.85	117.00
54	BA	1603	A	C5-C6-N1	6.29	120.85	117.70
54	BA	2727	A	C4-C5-C6	-6.29	113.85	117.00
21	AA	1327	C	N3-C2-O2	-6.29	117.50	121.90
17	AR	52	ARG	NE-CZ-NH1	6.29	123.44	120.30
21	AA	155	A	C4-C5-C6	-6.29	113.86	117.00
21	AA	270	A	C4-C5-C6	-6.29	113.86	117.00
54	BA	502	A	C5-C6-N1	6.29	120.84	117.70
54	BA	2538	C	N3-C2-O2	-6.29	117.50	121.90
54	BA	236	C	N3-C2-O2	-6.29	117.50	121.90
54	BA	265	A	C4-C5-C6	-6.29	113.86	117.00
54	BA	876	C	N3-C2-O2	-6.29	117.50	121.90
54	BA	1941	C	N3-C2-O2	-6.29	117.50	121.90
54	BA	2496	C	N3-C2-O2	-6.29	117.50	121.90
54	BA	2687	U	O4'-C1'-N1	6.29	113.23	108.20
21	AA	1001	C	N3-C2-O2	-6.28	117.50	121.90
22	A1	27	C	N3-C2-O2	-6.28	117.50	121.90
54	BA	1095	A	C4-C5-C6	-6.28	113.86	117.00
21	AA	492	C	N3-C2-O2	-6.28	117.50	121.90
54	BA	374	A	C5-C6-N1	6.28	120.84	117.70
54	BA	1512	C	N3-C2-O2	-6.28	117.50	121.90
54	BA	1652	A	C5-C6-N1	6.28	120.84	117.70
21	AA	1397	C	N3-C2-O2	-6.28	117.50	121.90
30	BH	116	ARG	NE-CZ-NH1	6.28	123.44	120.30
54	BA	144	A	C4-C5-C6	-6.28	113.86	117.00
54	BA	948	C	N3-C2-O2	-6.28	117.50	121.90
21	AA	779	C	N3-C2-O2	-6.28	117.50	121.90
21	AA	1368	A	C4-C5-C6	-6.28	113.86	117.00
54	BA	149	A	N1-C6-N6	-6.28	114.83	118.60
54	BA	918	A	N1-C6-N6	-6.28	114.83	118.60

Continued on next page...

Continued from previous page...

Mol	Chain	Res	Type	Atoms	Z	Observed(°)	Ideal(°)
54	BA	1350	C	N3-C2-O2	-6.28	117.51	121.90
55	BB	97	C	N3-C2-O2	-6.28	117.51	121.90
21	AA	984	C	N3-C2-O2	-6.28	117.51	121.90
21	AA	1097	C	N3-C2-O2	-6.28	117.51	121.90
54	BA	917	A	C5-C6-N1	6.28	120.84	117.70
54	BA	1564	C	N3-C2-O2	-6.28	117.51	121.90
54	BA	2328	A	C4-C5-C6	-6.28	113.86	117.00
21	AA	1437	A	C5-C6-N1	6.27	120.84	117.70
54	BA	2266	A	C4-C5-C6	-6.27	113.86	117.00
54	BA	2591	C	N3-C2-O2	-6.27	117.51	121.90
21	AA	819	A	C4-C5-C6	-6.27	113.86	117.00
21	AA	1238	A	C4-C5-C6	-6.27	113.86	117.00
25	BC	12	ARG	NE-CZ-NH2	-6.27	117.16	120.30
54	BA	44	A	N1-C6-N6	-6.27	114.84	118.60
54	BA	1272	A	C4-C5-C6	-6.27	113.86	117.00
54	BA	1848	A	C4-C5-C6	-6.27	113.86	117.00
21	AA	1151	A	C4-C5-C6	-6.27	113.87	117.00
21	AA	1160	G	O4'-C1'-N9	6.27	113.21	108.20
21	AA	1374	A	C5-C6-N1	6.27	120.83	117.70
22	A1	71	C	N3-C2-O2	-6.27	117.51	121.90
54	BA	321	U	N3-C2-O2	-6.27	117.81	122.20
54	BA	1075	C	O4'-C1'-N1	6.27	113.21	108.20
54	BA	1257	C	N3-C2-O2	-6.27	117.51	121.90
21	AA	129	A	C4-C5-C6	-6.27	113.87	117.00
21	AA	651	C	N3-C2-O2	-6.26	117.52	121.90
21	AA	959	A	C4-C5-C6	-6.26	113.87	117.00
54	BA	219	A	C4-C5-C6	-6.26	113.87	117.00
54	BA	571	U	O4'-C1'-N1	6.26	113.21	108.20
54	BA	2263	C	N3-C2-O2	-6.26	117.52	121.90
54	BA	542	C	N3-C2-O2	-6.26	117.52	121.90
54	BA	877	A	C4-C5-C6	-6.26	113.87	117.00
54	BA	1321	A	C4-C5-C6	-6.26	113.87	117.00
54	BA	1847	A	C4-C5-C6	-6.26	113.87	117.00
21	AA	680	C	N3-C2-O2	-6.26	117.52	121.90
21	AA	915	A	C4-C5-C6	-6.26	113.87	117.00
54	BA	1541	C	N3-C2-O2	-6.26	117.52	121.90
54	BA	2433	A	C5-C6-N1	6.26	120.83	117.70
55	BB	109	A	C4-C5-C6	-6.26	113.87	117.00
21	AA	655	A	C4-C5-C6	-6.26	113.87	117.00
21	AA	864	A	N1-C6-N6	-6.26	114.84	118.60
34	BL	47	ARG	NE-CZ-NH2	-6.26	117.17	120.30
37	BO	9	ARG	NE-CZ-NH1	6.26	123.43	120.30

Continued on next page...

Continued from previous page...

Mol	Chain	Res	Type	Atoms	Z	Observed(°)	Ideal(°)
54	BA	632	A	C5-C6-N1	6.26	120.83	117.70
54	BA	655	A	C4-C5-C6	-6.26	113.87	117.00
54	BA	861	A	C4-C5-C6	-6.26	113.87	117.00
54	BA	1164	C	N3-C2-O2	-6.26	117.52	121.90
54	BA	1507	C	N3-C2-O2	-6.26	117.52	121.90
54	BA	1596	A	C5-C6-N1	6.26	120.83	117.70
54	BA	2851	A	C4-C5-C6	-6.26	113.87	117.00
21	AA	408	A	C5-C6-N1	6.25	120.83	117.70
24	A3	67	C	N3-C2-O2	-6.25	117.52	121.90
54	BA	1711	A	C4-C5-C6	-6.25	113.87	117.00
21	AA	1534	A	N1-C6-N6	-6.25	114.85	118.60
54	BA	560	C	N3-C2-O2	-6.25	117.52	121.90
54	BA	936	A	C4-C5-C6	-6.25	113.87	117.00
54	BA	2000	C	N3-C2-O2	-6.25	117.52	121.90
11	AL	55	ARG	NE-CZ-NH1	6.25	123.43	120.30
54	BA	420	C	N3-C2-O2	-6.25	117.52	121.90
54	BA	471	A	N1-C6-N6	-6.25	114.85	118.60
21	AA	602	A	C4-C5-C6	-6.25	113.88	117.00
54	BA	1211	C	O4'-C1'-N1	6.25	113.20	108.20
54	BA	1704	C	N3-C2-O2	-6.25	117.53	121.90
54	BA	2080	A	C4-C5-C6	-6.25	113.88	117.00
21	AA	554	A	C5-C6-N1	6.25	120.82	117.70
21	AA	1424	U	O4'-C1'-N1	6.25	113.20	108.20
54	BA	528	A	C4-C5-C6	-6.25	113.88	117.00
54	BA	1550	C	N3-C2-O2	-6.25	117.53	121.90
54	BA	1562	U	O4'-C1'-N1	6.25	113.20	108.20
54	BA	1847	A	O4'-C1'-N9	6.25	113.20	108.20
54	BA	1928	A	C4-C5-C6	-6.25	113.88	117.00
54	BA	2381	A	C4-C5-C6	-6.25	113.88	117.00
21	AA	236	A	C4-C5-C6	-6.25	113.88	117.00
22	A1	23	A	C4-C5-C6	-6.25	113.88	117.00
54	BA	1402	U	O4'-C1'-N1	6.25	113.20	108.20
54	BA	1165	A	C4-C5-C6	-6.24	113.88	117.00
54	BA	109	C	N3-C2-O2	-6.24	117.53	121.90
54	BA	532	A	O4'-C1'-N9	6.24	113.19	108.20
54	BA	543	G	N1-C6-O6	-6.24	116.16	119.90
54	BA	634	C	O4'-C1'-N1	6.24	113.19	108.20
54	BA	1030	C	N3-C2-O2	-6.24	117.53	121.90
21	AA	271	C	N3-C2-O2	-6.24	117.53	121.90
54	BA	1387	A	C4-C5-C6	-6.24	113.88	117.00
54	BA	2327	A	C4-C5-C6	-6.24	113.88	117.00
21	AA	36	C	N3-C2-O2	-6.24	117.53	121.90

Continued on next page...

Continued from previous page...

Mol	Chain	Res	Type	Atoms	Z	Observed(°)	Ideal(°)
54	BA	126	A	C4-C5-C6	-6.24	113.88	117.00
54	BA	224	U	O4'-C1'-N1	6.24	113.19	108.20
54	BA	2283	C	O4'-C1'-N1	6.24	113.19	108.20
21	AA	1239	A	C4-C5-C6	-6.24	113.88	117.00
21	AA	1366	C	N3-C2-O2	-6.24	117.53	121.90
21	AA	109	A	O4'-C1'-N9	6.24	113.19	108.20
21	AA	696	A	C4-C5-C6	-6.24	113.88	117.00
54	BA	670	A	P-O3'-C3'	6.24	127.18	119.70
54	BA	2378	A	C4-C5-C6	-6.24	113.88	117.00
21	AA	149	A	C4-C5-C6	-6.23	113.88	117.00
21	AA	303	A	C5-C6-N1	6.23	120.82	117.70
54	BA	1336	A	C4-C5-C6	-6.23	113.88	117.00
54	BA	1731	G	O4'-C1'-N9	6.23	113.19	108.20
54	BA	2577	A	C5-C6-N1	6.23	120.82	117.70
54	BA	2795	C	N3-C2-O2	-6.23	117.54	121.90
21	AA	1230	C	O4'-C1'-N1	6.23	113.18	108.20
21	AA	1476	A	C5-C6-N1	6.23	120.81	117.70
54	BA	352	A	C5-C6-N1	6.23	120.81	117.70
54	BA	478	A	C4-C5-C6	-6.23	113.89	117.00
54	BA	867	C	N1-C2-O2	6.23	122.64	118.90
54	BA	1495	A	C4-C5-C6	-6.23	113.89	117.00
54	BA	2054	A	C4-C5-C6	-6.23	113.88	117.00
54	BA	2342	C	N3-C2-O2	-6.23	117.54	121.90
54	BA	2616	C	N3-C2-O2	-6.23	117.54	121.90
54	BA	2837	A	C5-C6-N1	6.23	120.81	117.70
21	AA	1198	G	N3-C2-N2	-6.23	115.54	119.90
21	AA	1378	C	N3-C2-O2	-6.23	117.54	121.90
54	BA	1290	C	N3-C2-O2	-6.23	117.54	121.90
54	BA	2767	C	N3-C2-O2	-6.23	117.54	121.90
22	A1	28	C	N3-C2-O2	-6.23	117.54	121.90
54	BA	947	A	C4-C5-C6	-6.23	113.89	117.00
54	BA	2103	C	O4'-C1'-N1	6.23	113.18	108.20
55	BB	110	C	N3-C2-O2	-6.23	117.54	121.90
1	AB	221	ARG	NE-CZ-NH2	-6.23	117.19	120.30
54	BA	2534	A	C5-C6-N1	6.23	120.81	117.70
21	AA	167	A	C4-C5-C6	-6.22	113.89	117.00
54	BA	2539	C	N1-C2-O2	6.22	122.63	118.90
21	AA	342	C	N3-C2-O2	-6.22	117.54	121.90
21	AA	1098	C	N3-C2-O2	-6.22	117.54	121.90
21	AA	1101	A	C4-C5-C6	-6.22	113.89	117.00
21	AA	1211	U	O4'-C1'-N1	6.22	113.18	108.20
22	A1	68	C	N3-C2-O2	-6.22	117.54	121.90

Continued on next page...

Continued from previous page...

Mol	Chain	Res	Type	Atoms	Z	Observed(°)	Ideal(°)
54	BA	382	A	C5-C6-N1	6.22	120.81	117.70
54	BA	479	A	C5-C6-N1	6.22	120.81	117.70
54	BA	1226	A	C4-C5-C6	-6.22	113.89	117.00
54	BA	1919	A	C4-C5-C6	-6.22	113.89	117.00
54	BA	2416	C	N3-C2-O2	-6.22	117.55	121.90
54	BA	2658	C	N3-C2-O2	-6.22	117.54	121.90
2	AC	58	ARG	NE-CZ-NH1	6.22	123.41	120.30
21	AA	864	A	C4-C5-C6	-6.22	113.89	117.00
54	BA	414	C	N3-C2-O2	-6.22	117.55	121.90
21	AA	51	A	C4-C5-C6	-6.22	113.89	117.00
21	AA	621	A	C4-C5-C6	-6.22	113.89	117.00
21	AA	1117	A	C4-C5-C6	-6.22	113.89	117.00
54	BA	456	C	N3-C2-O2	-6.22	117.55	121.90
54	BA	1366	A	C4-C5-C6	-6.22	113.89	117.00
54	BA	1102	C	O4'-C1'-N1	6.22	113.17	108.20
21	AA	658	C	N3-C2-O2	-6.22	117.55	121.90
21	AA	1503	A	N1-C6-N6	-6.22	114.87	118.60
54	BA	996	A	C4-C5-C6	-6.22	113.89	117.00
54	BA	2143	C	N3-C2-O2	-6.22	117.55	121.90
54	BA	2333	A	C5-C6-N1	6.22	120.81	117.70
21	AA	1382	C	C1'-O4'-C4'	-6.21	104.93	109.90
21	AA	1449	C	N3-C2-O2	-6.21	117.55	121.90
54	BA	2447	G	N3-C2-N2	-6.21	115.55	119.90
21	AA	582	C	N3-C2-O2	-6.21	117.55	121.90
54	BA	1801	A	C4-C5-C6	-6.21	113.89	117.00
55	BB	73	A	C5-C6-N1	6.21	120.81	117.70
24	A3	73	A	C5-C6-N1	6.21	120.81	117.70
54	BA	1608	A	C4-C5-C6	-6.21	113.89	117.00
54	BA	2020	A	C4-C5-C6	-6.21	113.89	117.00
54	BA	2261	C	N3-C2-O2	-6.21	117.55	121.90
54	BA	2779	U	O4'-C1'-N1	6.21	113.17	108.20
20	AU	34	ARG	NE-CZ-NH1	6.21	123.41	120.30
21	AA	489	C	N3-C2-O2	-6.21	117.56	121.90
54	BA	1488	C	O4'-C1'-N1	6.21	113.17	108.20
54	BA	1612	C	N3-C2-O2	-6.21	117.55	121.90
54	BA	2646	C	O4'-C1'-N1	6.21	113.17	108.20
21	AA	1218	C	N3-C2-O2	-6.21	117.56	121.90
21	AA	1228	C	N3-C2-O2	-6.21	117.56	121.90
21	AA	1369	C	N3-C2-O2	-6.21	117.56	121.90
21	AA	1429	A	C5-C6-N1	6.21	120.80	117.70
54	BA	1268	A	C4-C5-C6	-6.21	113.90	117.00
54	BA	1937	A	C4-C5-C6	-6.21	113.90	117.00

Continued on next page...

Continued from previous page...

Mol	Chain	Res	Type	Atoms	Z	Observed(°)	Ideal(°)
21	AA	65	A	C4-C5-C6	-6.20	113.90	117.00
27	BE	67	ARG	NE-CZ-NH1	6.20	123.40	120.30
54	BA	61	C	N3-C2-O2	-6.20	117.56	121.90
54	BA	282	A	C5-C6-N1	6.20	120.80	117.70
54	BA	739	A	C4-C5-C6	-6.20	113.90	117.00
54	BA	1127	A	C4-C5-C6	-6.20	113.90	117.00
55	BB	15	A	C4-C5-C6	-6.20	113.90	117.00
21	AA	329	A	N1-C6-N6	-6.20	114.88	118.60
54	BA	1722	A	C5-C6-N1	6.20	120.80	117.70
54	BA	1748	C	N3-C2-O2	-6.20	117.56	121.90
54	BA	693	A	N1-C6-N6	-6.20	114.88	118.60
54	BA	1383	A	C4-C5-C6	-6.20	113.90	117.00
54	BA	1889	A	C5-C6-N1	6.20	120.80	117.70
54	BA	2626	C	N3-C2-O2	-6.20	117.56	121.90
21	AA	336	A	C5-C6-N1	6.20	120.80	117.70
21	AA	1230	C	N3-C2-O2	-6.20	117.56	121.90
54	BA	816	C	O4'-C1'-N1	6.20	113.16	108.20
54	BA	1856	U	O4'-C1'-N1	6.20	113.16	108.20
21	AA	1081	A	C5-C6-N1	6.20	120.80	117.70
54	BA	1181	U	O4'-C1'-N1	6.20	113.16	108.20
54	BA	2359	C	N3-C2-O2	-6.20	117.56	121.90
54	BA	1158	C	N3-C2-O2	-6.20	117.56	121.90
54	BA	1437	C	N3-C2-O2	-6.20	117.56	121.90
54	BA	1676	A	C4-C5-C6	-6.20	113.90	117.00
54	BA	1877	A	C4-C5-C6	-6.20	113.90	117.00
54	BA	2088	A	C4-C5-C6	-6.20	113.90	117.00
21	AA	923	A	N1-C6-N6	-6.19	114.88	118.60
54	BA	2207	C	N3-C2-O2	-6.19	117.56	121.90
21	AA	373	A	C4-C5-C6	-6.19	113.90	117.00
54	BA	935	C	N3-C2-O2	-6.19	117.56	121.90
54	BA	1295	C	N3-C2-O2	-6.19	117.56	121.90
54	BA	2480	C	N3-C2-O2	-6.19	117.57	121.90
54	BA	2635	A	C4-C5-C6	-6.19	113.90	117.00
54	BA	145	C	N3-C2-O2	-6.19	117.57	121.90
54	BA	1032	A	C4-C5-C6	-6.19	113.91	117.00
54	BA	1080	A	C4-C5-C6	-6.19	113.91	117.00
54	BA	1414	C	N3-C2-O2	-6.19	117.57	121.90
54	BA	1553	A	C4-C5-C6	-6.19	113.91	117.00
54	BA	2456	C	N3-C2-O2	-6.19	117.57	121.90
21	AA	1447	A	C4-C5-C6	-6.19	113.91	117.00
28	BF	79	ARG	NE-CZ-NH1	6.19	123.39	120.30
36	BN	90	ARG	NE-CZ-NH1	6.19	123.39	120.30

Continued on next page...

Continued from previous page...

Mol	Chain	Res	Type	Atoms	Z	Observed(°)	Ideal(°)
30	BH	50	ARG	NE-CZ-NH1	6.19	123.39	120.30
54	BA	485	C	N3-C2-O2	-6.19	117.57	121.90
54	BA	526	A	C4-C5-C6	-6.19	113.91	117.00
54	BA	2863	C	N3-C2-O2	-6.19	117.57	121.90
54	BA	1494	A	C5-C6-N1	6.19	120.79	117.70
54	BA	2715	C	O4'-C1'-N1	6.19	113.15	108.20
54	BA	911	A	C5-C6-N1	6.18	120.79	117.70
54	BA	1135	C	N3-C2-O2	-6.18	117.57	121.90
54	BA	1270	C	N3-C2-O2	-6.18	117.57	121.90
55	BB	34	A	C4-C5-C6	-6.18	113.91	117.00
21	AA	1180	A	C4-C5-C6	-6.18	113.91	117.00
54	BA	2258	C	N3-C2-O2	-6.18	117.57	121.90
54	BA	2706	A	C4-C5-C6	-6.18	113.91	117.00
54	BA	2901	C	N3-C2-O2	-6.18	117.57	121.90
22	A1	9	A	C4-C5-C6	-6.18	113.91	117.00
54	BA	257	C	N3-C2-O2	-6.18	117.57	121.90
54	BA	792	A	C4-C5-C6	-6.18	113.91	117.00
54	BA	2880	C	N1-C2-O2	6.18	122.61	118.90
21	AA	174	A	C4-C5-C6	-6.18	113.91	117.00
21	AA	371	A	C4-C5-C6	-6.18	113.91	117.00
21	AA	1005	A	C4-C5-C6	-6.18	113.91	117.00
21	AA	1339	A	C4-C5-C6	-6.18	113.91	117.00
22	A1	31	C	N3-C2-O2	-6.18	117.58	121.90
54	BA	1832	C	N3-C2-O2	-6.18	117.57	121.90
54	BA	2547	A	C5-C6-N1	6.18	120.79	117.70
54	BA	758	C	N3-C2-O2	-6.18	117.58	121.90
54	BA	484	C	N3-C2-O2	-6.18	117.58	121.90
54	BA	2771	C	N3-C2-O2	-6.18	117.58	121.90
26	BD	184	ARG	NE-CZ-NH1	6.17	123.39	120.30
30	BH	27	ARG	NE-CZ-NH2	-6.17	117.21	120.30
54	BA	233	A	C5-C6-N1	6.17	120.79	117.70
54	BA	429	A	C4-C5-C6	-6.17	113.91	117.00
54	BA	1246	A	C5-C6-N1	6.17	120.79	117.70
54	BA	1557	C	N3-C2-O2	-6.17	117.58	121.90
54	BA	1895	C	N3-C2-O2	-6.17	117.58	121.90
21	AA	468	A	N1-C6-N6	-6.17	114.90	118.60
54	BA	1212	G	N3-C2-N2	-6.17	115.58	119.90
54	BA	592	A	C4-C5-C6	-6.17	113.91	117.00
54	BA	1447	C	N3-C2-O2	-6.17	117.58	121.90
21	AA	643	C	N3-C2-O2	-6.17	117.58	121.90
21	AA	1094	G	O4'-C1'-N9	6.17	113.14	108.20
21	AA	1275	A	C5-C6-N1	6.17	120.78	117.70

Continued on next page...

Continued from previous page...

Mol	Chain	Res	Type	Atoms	Z	Observed(°)	Ideal(°)
32	BJ	99	ARG	NE-CZ-NH2	-6.17	117.22	120.30
54	BA	1200	C	N3-C2-O2	-6.17	117.58	121.90
54	BA	1785	A	C4-C5-C6	-6.17	113.92	117.00
54	BA	2813	A	C5-C6-N1	6.17	120.78	117.70
54	BA	541	A	N1-C6-N6	-6.17	114.90	118.60
54	BA	1470	A	C4-C5-C6	-6.17	113.92	117.00
54	BA	2753	A	C5-C6-N1	6.17	120.78	117.70
54	BA	2297	A	C4-C5-C6	-6.17	113.92	117.00
21	AA	1346	A	C4-C5-C6	-6.16	113.92	117.00
54	BA	71	A	O4'-C1'-N9	6.16	113.13	108.20
54	BA	213	A	C5-C6-N1	6.16	120.78	117.70
54	BA	405	U	N3-C2-O2	-6.16	117.89	122.20
54	BA	992	C	N3-C2-O2	-6.16	117.59	121.90
2	AC	87	ARG	NE-CZ-NH1	6.16	123.38	120.30
21	AA	408	A	C4-C5-C6	-6.16	113.92	117.00
21	AA	514	C	N3-C2-O2	-6.16	117.59	121.90
54	BA	192	C	N3-C2-O2	-6.16	117.59	121.90
54	BA	2764	A	C4-C5-C6	-6.16	113.92	117.00
54	BA	2025	C	O4'-C1'-N1	6.16	113.13	108.20
54	BA	2750	A	C4-C5-C6	-6.16	113.92	117.00
21	AA	478	A	C4-C5-C6	-6.16	113.92	117.00
21	AA	1345	U	N3-C2-O2	-6.16	117.89	122.20
54	BA	2510	C	O4'-C1'-N1	6.16	113.12	108.20
21	AA	1263	C	N3-C2-O2	-6.16	117.59	121.90
54	BA	10	A	C4-C5-C6	-6.16	113.92	117.00
54	BA	173	A	C4-C5-C6	-6.16	113.92	117.00
54	BA	1630	A	C4-C5-C6	-6.16	113.92	117.00
54	BA	2751	G	O4'-C1'-N9	6.16	113.12	108.20
54	BA	2829	A	C4-C5-C6	-6.16	113.92	117.00
22	A1	21	A	C4-C5-C6	-6.15	113.92	117.00
54	BA	1362	C	N3-C2-O2	-6.15	117.59	121.90
54	BA	1958	C	N3-C2-O2	-6.15	117.59	121.90
54	BA	2296	U	O4'-C1'-N1	6.15	113.12	108.20
54	BA	152	A	C4-C5-C6	-6.15	113.92	117.00
54	BA	332	A	N1-C6-N6	-6.15	114.91	118.60
54	BA	684	G	N3-C2-N2	-6.15	115.59	119.90
54	BA	2827	C	O4'-C1'-N1	6.15	113.12	108.20
21	AA	878	A	C5-C6-N1	6.15	120.78	117.70
21	AA	1200	C	N3-C4-C5	6.15	124.36	121.90
21	AA	1223	C	N3-C2-O2	-6.15	117.59	121.90
21	AA	1508	A	C4-C5-C6	-6.15	113.92	117.00
54	BA	89	A	C5-C6-N1	6.15	120.78	117.70

Continued on next page...

Continued from previous page...

Mol	Chain	Res	Type	Atoms	Z	Observed(°)	Ideal(°)
54	BA	1546	G	O4'-C1'-N9	6.15	113.12	108.20
54	BA	1844	C	N3-C2-O2	-6.15	117.59	121.90
54	BA	1111	A	C5-C6-N1	6.15	120.78	117.70
21	AA	177	G	N3-C4-C5	-6.15	125.53	128.60
21	AA	298	A	C4-C5-C6	-6.15	113.93	117.00
21	AA	401	C	N3-C2-O2	-6.15	117.60	121.90
53	B4	24	ARG	NE-CZ-NH1	6.15	123.37	120.30
54	BA	859	G	O4'-C1'-N9	6.15	113.12	108.20
54	BA	2052	A	C5-C6-N1	6.15	120.77	117.70
21	AA	95	C	N1-C2-O2	6.14	122.59	118.90
22	A1	38	A	C4-C5-C6	-6.14	113.93	117.00
22	A1	51	C	N3-C2-O2	-6.14	117.60	121.90
54	BA	2089	C	N3-C2-O2	-6.14	117.60	121.90
54	BA	2266	A	C5-C6-N1	6.14	120.77	117.70
54	BA	2740	A	C4-C5-C6	-6.14	113.93	117.00
21	AA	978	A	C4-C5-C6	-6.14	113.93	117.00
54	BA	1121	C	N3-C2-O2	-6.14	117.60	121.90
54	BA	2248	C	N3-C2-O2	-6.14	117.60	121.90
21	AA	609	A	C4-C5-C6	-6.14	113.93	117.00
54	BA	1768	C	O4'-C1'-N1	6.14	113.11	108.20
54	BA	1780	A	C4-C5-C6	-6.14	113.93	117.00
21	AA	1462	C	N3-C2-O2	-6.14	117.60	121.90
24	A3	26	C	N3-C2-O2	-6.14	117.60	121.90
54	BA	460	A	C4-C5-C6	-6.14	113.93	117.00
54	BA	632	A	O4'-C1'-N9	6.14	113.11	108.20
54	BA	2205	A	C5-C6-N1	6.14	120.77	117.70
55	BB	49	C	O4'-C1'-N1	6.14	113.11	108.20
21	AA	1129	C	N3-C2-O2	-6.14	117.60	121.90
54	BA	231	A	C4-C5-C6	-6.14	113.93	117.00
21	AA	1000	A	C4-C5-C6	-6.14	113.93	117.00
21	AA	1136	C	O4'-C1'-N1	6.14	113.11	108.20
54	BA	195	A	C4-C5-C6	-6.14	113.93	117.00
54	BA	652	U	O4'-C1'-N1	6.14	113.11	108.20
54	BA	1370	C	N3-C2-O2	-6.14	117.60	121.90
54	BA	2094	A	C4-C5-C6	-6.14	113.93	117.00
54	BA	213	A	C4-C5-C6	-6.13	113.93	117.00
54	BA	254	G	N1-C6-O6	-6.13	116.22	119.90
8	AI	121	ARG	NE-CZ-NH2	-6.13	117.23	120.30
22	A1	26	A	N1-C6-N6	-6.13	114.92	118.60
21	AA	177	G	O4'-C1'-N9	6.13	113.10	108.20
21	AA	443	C	N3-C2-O2	-6.13	117.61	121.90
21	AA	1217	C	N3-C2-O2	-6.13	117.61	121.90

Continued on next page...

Continued from previous page...

Mol	Chain	Res	Type	Atoms	Z	Observed(°)	Ideal(°)
54	BA	706	A	C4-C5-C6	-6.13	113.94	117.00
54	BA	1783	A	C4-C5-C6	-6.13	113.94	117.00
21	AA	195	A	C4-C5-C6	-6.13	113.94	117.00
21	AA	315	A	N1-C6-N6	-6.13	114.92	118.60
21	AA	332	G	N3-C2-N2	-6.13	115.61	119.90
21	AA	1080	A	C4-C5-C6	-6.13	113.94	117.00
54	BA	849	A	C4-C5-C6	-6.13	113.94	117.00
54	BA	1067	A	C4-C5-C6	-6.13	113.94	117.00
54	BA	1885	A	C4-C5-C6	-6.13	113.94	117.00
54	BA	2475	C	N1-C2-O2	6.13	122.58	118.90
54	BA	2741	A	C5-C6-N1	6.13	120.76	117.70
21	AA	794	A	C4-C5-C6	-6.13	113.94	117.00
54	BA	147	C	N3-C2-O2	-6.13	117.61	121.90
54	BA	1357	C	O4'-C1'-N1	6.13	113.10	108.20
54	BA	1434	A	C4-C5-C6	-6.13	113.94	117.00
54	BA	2521	C	N3-C2-O2	-6.13	117.61	121.90
54	BA	2705	A	C4-C5-C6	-6.13	113.94	117.00
54	BA	721	A	C4-C5-C6	-6.12	113.94	117.00
54	BA	2435	A	C4-C5-C6	-6.12	113.94	117.00
21	AA	1105	A	C4-C5-C6	-6.12	113.94	117.00
27	BE	88	ARG	NE-CZ-NH1	6.12	123.36	120.30
54	BA	427	U	O4'-C1'-N1	6.12	113.10	108.20
54	BA	504	A	C4-C5-C6	-6.12	113.94	117.00
54	BA	1417	C	N3-C2-O2	-6.12	117.61	121.90
54	BA	2055	C	N3-C4-N4	-6.12	113.71	118.00
54	BA	2423	U	N3-C2-O2	-6.12	117.91	122.20
54	BA	2530	A	C4-C5-C6	-6.12	113.94	117.00
5	AF	86	ARG	NE-CZ-NH1	6.12	123.36	120.30
50	B1	5	ARG	NE-CZ-NH2	-6.12	117.24	120.30
54	BA	42	A	N1-C6-N6	-6.12	114.93	118.60
54	BA	2305	U	O4'-C1'-N1	6.12	113.10	108.20
54	BA	2407	A	C5-C6-N1	6.12	120.76	117.70
54	BA	1735	A	C4-C5-C6	-6.12	113.94	117.00
54	BA	2883	A	C4-C5-C6	-6.12	113.94	117.00
21	AA	120	A	C4-C5-C6	-6.12	113.94	117.00
21	AA	1319	A	C4-C5-C6	-6.12	113.94	117.00
52	B3	12	ARG	NE-CZ-NH1	6.12	123.36	120.30
54	BA	502	A	C4-C5-C6	-6.12	113.94	117.00
54	BA	2247	A	N1-C6-N6	-6.12	114.93	118.60
21	AA	918	A	C4-C5-C6	-6.12	113.94	117.00
54	BA	691	C	N3-C2-O2	-6.12	117.62	121.90
54	BA	1077	A	C4-C5-C6	-6.12	113.94	117.00

Continued on next page...

Continued from previous page...

Mol	Chain	Res	Type	Atoms	Z	Observed(°)	Ideal(°)
12	AM	97	ARG	NE-CZ-NH2	6.12	123.36	120.30
21	AA	738	C	N3-C2-O2	-6.12	117.62	121.90
54	BA	128	C	N3-C2-O2	-6.12	117.62	121.90
54	BA	673	C	N3-C2-O2	-6.12	117.62	121.90
54	BA	1761	C	N3-C2-O2	-6.12	117.62	121.90
54	BA	2468	A	C4-C5-C6	-6.12	113.94	117.00
54	BA	2899	A	C4-C5-C6	-6.12	113.94	117.00
21	AA	312	C	N3-C2-O2	-6.11	117.62	121.90
54	BA	736	C	O4'-C1'-N1	6.11	113.09	108.20
54	BA	1427	A	C4-C5-C6	-6.11	113.94	117.00
21	AA	635	A	C4-C5-C6	-6.11	113.94	117.00
54	BA	318	C	N3-C2-O2	-6.11	117.62	121.90
54	BA	1994	C	N3-C2-O2	-6.11	117.62	121.90
2	AC	163	ARG	NE-CZ-NH1	6.11	123.36	120.30
21	AA	637	C	N3-C2-O2	-6.11	117.62	121.90
24	A3	40	C	N3-C2-O2	-6.11	117.62	121.90
54	BA	1297	C	N3-C2-O2	-6.11	117.62	121.90
54	BA	497	A	C4-C5-C6	-6.11	113.95	117.00
54	BA	2129	C	C1'-O4'-C4'	-6.11	105.01	109.90
21	AA	267	C	N3-C2-O2	-6.11	117.62	121.90
21	AA	1317	C	N3-C2-O2	-6.11	117.62	121.90
22	A1	26	A	C4-C5-C6	-6.11	113.95	117.00
54	BA	946	C	N1-C2-O2	6.11	122.56	118.90
54	BA	2788	C	N3-C2-O2	-6.11	117.62	121.90
54	BA	2824	C	N3-C2-O2	-6.11	117.62	121.90
55	BB	17	C	N3-C2-O2	-6.11	117.62	121.90
21	AA	1384	C	N3-C2-O2	-6.11	117.63	121.90
54	BA	2031	A	C4-C5-C6	-6.11	113.95	117.00
54	BA	2047	C	N3-C2-O2	-6.11	117.63	121.90
54	BA	2789	C	N3-C2-O2	-6.11	117.63	121.90
54	BA	2792	A	C5-C6-N1	6.11	120.75	117.70
21	AA	706	A	C4-C5-C6	-6.10	113.95	117.00
7	AH	79	ARG	NE-CZ-NH1	6.10	123.35	120.30
21	AA	519	C	N1-C2-O2	6.10	122.56	118.90
21	AA	620	C	N3-C2-O2	-6.10	117.63	121.90
21	AA	1430	A	C4-C5-C6	-6.10	113.95	117.00
54	BA	253	C	N3-C2-O2	-6.10	117.63	121.90
54	BA	1096	A	C4-C5-C6	-6.10	113.95	117.00
54	BA	2726	A	O4'-C1'-N9	6.10	113.08	108.20
21	AA	831	A	C5-C6-N1	6.10	120.75	117.70
21	AA	1237	C	N3-C2-O2	-6.10	117.63	121.90
54	BA	1528	A	C4-C5-C6	-6.10	113.95	117.00

Continued on next page...

Continued from previous page...

Mol	Chain	Res	Type	Atoms	Z	Observed(°)	Ideal(°)
54	BA	1754	A	C5-C6-N1	6.10	120.75	117.70
21	AA	308	C	N3-C2-O2	-6.10	117.63	121.90
21	AA	338	A	C5-C6-N1	6.10	120.75	117.70
21	AA	422	C	N3-C4-C5	6.10	124.34	121.90
54	BA	1498	C	N3-C2-O2	-6.10	117.63	121.90
21	AA	385	C	N3-C2-O2	-6.10	117.63	121.90
21	AA	1195	C	N3-C2-O2	-6.10	117.63	121.90
54	BA	1590	A	C4-C5-C6	-6.10	113.95	117.00
54	BA	1600	C	N3-C2-O2	-6.10	117.63	121.90
54	BA	1868	C	N3-C2-O2	-6.10	117.63	121.90
54	BA	833	A	C4-C5-C6	-6.10	113.95	117.00
54	BA	1678	A	C4-C5-C6	-6.10	113.95	117.00
55	BB	68	C	N3-C2-O2	-6.10	117.63	121.90
54	BA	1525	A	C4-C5-C6	-6.09	113.95	117.00
54	BA	2062	A	C4-C5-C6	-6.09	113.95	117.00
54	BA	2627	G	N1-C6-O6	-6.09	116.24	119.90
21	AA	883	C	N3-C2-O2	-6.09	117.64	121.90
54	BA	116	C	N3-C2-O2	-6.09	117.64	121.90
54	BA	1850	G	O4'-C1'-N9	6.09	113.07	108.20
21	AA	222	C	N3-C2-O2	-6.09	117.64	121.90
54	BA	94	A	C4-C5-C6	-6.09	113.95	117.00
54	BA	991	C	N3-C2-O2	-6.09	117.64	121.90
54	BA	1159	U	O4'-C1'-N1	6.09	113.07	108.20
54	BA	1502	A	C4-C5-C6	-6.09	113.96	117.00
54	BA	2335	A	C4-C5-C6	-6.09	113.95	117.00
54	BA	2681	C	N3-C2-O2	-6.09	117.64	121.90
21	AA	1055	A	C4-C5-C6	-6.09	113.96	117.00
21	AA	477	C	N3-C2-O2	-6.09	117.64	121.90
54	BA	1428	C	O4'-C1'-N1	6.09	113.07	108.20
54	BA	1488	C	N3-C2-O2	-6.09	117.64	121.90
54	BA	2322	A	C4-C5-C6	-6.09	113.96	117.00
54	BA	1276	A	C5-C6-N1	6.08	120.74	117.70
54	BA	2237	G	N3-C2-N2	-6.08	115.64	119.90
42	BT	69	ARG	NE-CZ-NH1	6.08	123.34	120.30
54	BA	610	C	N3-C2-O2	-6.08	117.64	121.90
21	AA	1408	A	C4-C5-C6	-6.08	113.96	117.00
54	BA	951	C	N3-C2-O2	-6.08	117.64	121.90
54	BA	1675	C	N3-C2-O2	-6.08	117.64	121.90
54	BA	1893	C	O4'-C1'-N1	6.08	113.07	108.20
54	BA	2805	C	N3-C2-O2	-6.08	117.64	121.90
21	AA	732	C	N3-C2-O2	-6.08	117.64	121.90
54	BA	221	A	C4-C5-C6	-6.08	113.96	117.00

Continued on next page...

Continued from previous page...

Mol	Chain	Res	Type	Atoms	Z	Observed(°)	Ideal(°)
54	BA	2037	A	C4-C5-C6	-6.08	113.96	117.00
2	AC	39	ARG	NE-CZ-NH1	6.08	123.34	120.30
54	BA	717	C	N3-C2-O2	-6.08	117.64	121.90
54	BA	1117	C	N3-C2-O2	-6.08	117.64	121.90
54	BA	2229	U	O4'-C1'-N1	6.08	113.06	108.20
54	BA	2463	C	N3-C2-O2	-6.08	117.65	121.90
54	BA	2498	C	C3'-C2'-C1'	6.08	106.36	101.50
54	BA	1876	A	C5-C6-N1	6.08	120.74	117.70
21	AA	532	A	C4-C5-C6	-6.08	113.96	117.00
21	AA	736	C	N3-C2-O2	-6.08	117.65	121.90
21	AA	999	C	N3-C2-O2	-6.08	117.65	121.90
21	AA	1410	A	C4-C5-C6	-6.08	113.96	117.00
36	BN	22	ARG	NE-CZ-NH1	6.08	123.34	120.30
54	BA	431	U	O4'-C1'-N1	6.08	113.06	108.20
54	BA	1152	C	N3-C2-O2	-6.08	117.65	121.90
54	BA	1653	G	N1-C6-O6	-6.08	116.25	119.90
54	BA	2284	A	C4-C5-C6	-6.08	113.96	117.00
54	BA	982	C	N1-C2-O2	6.07	122.54	118.90
54	BA	1669	A	C4-C5-C6	-6.07	113.96	117.00
21	AA	78	A	C4-C5-C6	-6.07	113.96	117.00
21	AA	1027	C	N3-C2-O2	-6.07	117.65	121.90
54	BA	43	G	N1-C6-O6	-6.07	116.26	119.90
21	AA	1176	A	C5-C6-N1	6.07	120.73	117.70
54	BA	384	A	C4-C5-C6	-6.07	113.96	117.00
54	BA	983	A	C4-C5-C6	-6.07	113.97	117.00
54	BA	1264	A	C4-C5-C6	-6.07	113.97	117.00
54	BA	1306	C	N3-C2-O2	-6.07	117.65	121.90
54	BA	2426	A	C4-C5-C6	-6.07	113.97	117.00
54	BA	402	A	C5-C6-N1	6.07	120.73	117.70
54	BA	1895	C	O4'-C1'-N1	6.07	113.06	108.20
21	AA	734	G	N3-C2-N2	-6.07	115.65	119.90
54	BA	1005	C	N3-C2-O2	-6.07	117.65	121.90
21	AA	618	C	N3-C2-O2	-6.07	117.65	121.90
21	AA	759	A	C4-C5-C6	-6.07	113.97	117.00
54	BA	2391	G	C1'-O4'-C4'	-6.07	105.05	109.90
54	BA	2577	A	C4-C5-C6	-6.07	113.97	117.00
55	BB	52	A	C4-C5-C6	-6.07	113.97	117.00
21	AA	882	C	N3-C2-O2	-6.06	117.66	121.90
21	AA	1055	A	C5-C6-N1	6.06	120.73	117.70
22	A1	48	C	N1-C2-O2	6.06	122.54	118.90
54	BA	1314	C	N1-C1'-C2'	6.06	121.88	114.00
54	BA	2531	A	N1-C6-N6	-6.06	114.96	118.60

Continued on next page...

Continued from previous page...

Mol	Chain	Res	Type	Atoms	Z	Observed(°)	Ideal(°)
54	BA	2649	C	N3-C2-O2	-6.06	117.66	121.90
22	A1	32	C	N3-C2-O2	-6.06	117.66	121.90
54	BA	1806	C	N3-C2-O2	-6.06	117.66	121.90
21	AA	426	U	O4'-C1'-N1	6.06	113.05	108.20
54	BA	360	U	O4'-C1'-N1	6.06	113.05	108.20
54	BA	422	A	C5-C6-N1	6.06	120.73	117.70
54	BA	1170	C	N3-C2-O2	-6.06	117.66	121.90
54	BA	2135	A	O4'-C1'-N9	6.06	113.05	108.20
54	BA	2856	A	C4-C5-C6	-6.06	113.97	117.00
54	BA	948	C	O4'-C1'-N1	6.06	113.05	108.20
54	BA	1301	A	C4-C5-C6	-6.06	113.97	117.00
54	BA	1802	A	C5-C6-N1	6.06	120.73	117.70
54	BA	1901	A	C4-C5-C6	-6.06	113.97	117.00
54	BA	2045	C	O4'-C1'-N1	6.06	113.05	108.20
54	BA	1069	A	C4-C5-C6	-6.06	113.97	117.00
21	AA	599	C	N3-C2-O2	-6.05	117.66	121.90
54	BA	165	A	C5-C6-N1	6.05	120.73	117.70
54	BA	1330	C	N3-C2-O2	-6.05	117.66	121.90
54	BA	1679	A	C4-C5-C6	-6.05	113.97	117.00
54	BA	2364	C	N3-C2-O2	-6.05	117.66	121.90
46	BX	44	ARG	NE-CZ-NH1	6.05	123.33	120.30
54	BA	621	A	C4-C5-C6	-6.05	113.97	117.00
54	BA	2050	C	N3-C2-O2	-6.05	117.66	121.90
54	BA	2611	C	N3-C2-O2	-6.05	117.66	121.90
21	AA	1375	A	C4-C5-C6	-6.05	113.97	117.00
54	BA	11	C	O4'-C1'-N1	6.05	113.04	108.20
54	BA	1656	C	N3-C2-O2	-6.05	117.66	121.90
54	BA	2784	U	O4'-C1'-N1	6.05	113.04	108.20
54	BA	599	A	C4-C5-C6	-6.05	113.98	117.00
54	BA	782	A	C4-C5-C6	-6.05	113.97	117.00
54	BA	2510	C	N3-C2-O2	-6.05	117.67	121.90
21	AA	900	A	C4-C5-C6	-6.05	113.98	117.00
21	AA	1394	A	C3'-C2'-C1'	6.05	106.34	101.50
21	AA	1399	C	N3-C2-O2	-6.05	117.67	121.90
54	BA	466	A	C4-C5-C6	-6.05	113.98	117.00
54	BA	786	C	N3-C2-O2	-6.05	117.67	121.90
54	BA	1029	A	C4-C5-C6	-6.05	113.98	117.00
54	BA	1304	A	C6-C5-N7	6.05	136.53	132.30
54	BA	1772	A	C4-C5-C6	-6.05	113.98	117.00
54	BA	2893	A	C4-C5-C6	-6.05	113.98	117.00
21	AA	431	A	C4-C5-C6	-6.04	113.98	117.00
21	AA	1250	A	C4-C5-C6	-6.04	113.98	117.00

Continued on next page...

Continued from previous page...

Mol	Chain	Res	Type	Atoms	Z	Observed(°)	Ideal(°)
21	AA	8	A	C4-C5-C6	-6.04	113.98	117.00
21	AA	345	C	O4'-C1'-N1	6.04	113.03	108.20
21	AA	502	A	C4-C5-C6	-6.04	113.98	117.00
21	AA	1248	A	C1'-O4'-C4'	-6.04	105.06	109.90
24	A3	22	A	C4-C5-C6	-6.04	113.98	117.00
54	BA	1586	A	C5-C6-N1	6.04	120.72	117.70
54	BA	1902	C	N3-C2-O2	-6.04	117.67	121.90
21	AA	553	A	C5-C6-N1	6.04	120.72	117.70
21	AA	716	A	C4-C5-C6	-6.04	113.98	117.00
54	BA	234	U	O4'-C1'-N1	6.04	113.03	108.20
54	BA	2874	C	N3-C2-O2	-6.04	117.67	121.90
21	AA	530	G	N3-C4-C5	-6.04	125.58	128.60
21	AA	1128	C	N3-C2-O2	-6.04	117.67	121.90
54	BA	1053	C	N3-C2-O2	-6.04	117.67	121.90
54	BA	1887	C	N3-C2-O2	-6.04	117.67	121.90
54	BA	2468	A	O4'-C1'-N9	6.04	113.03	108.20
21	AA	10	A	C5-C6-N1	6.04	120.72	117.70
54	BA	223	A	C4-C5-C6	-6.04	113.98	117.00
54	BA	1536	C	N1-C2-O2	6.04	122.52	118.90
55	BB	91	C	N3-C2-O2	-6.04	117.67	121.90
21	AA	586	C	N3-C2-O2	-6.04	117.68	121.90
54	BA	2319	G	N3-C2-N2	-6.04	115.68	119.90
11	AL	109	ARG	NE-CZ-NH1	6.03	123.32	120.30
54	BA	8	C	N3-C2-O2	-6.03	117.68	121.90
54	BA	886	A	C4-C5-C6	-6.03	113.98	117.00
54	BA	2347	C	N3-C2-O2	-6.03	117.68	121.90
22	A1	3	G	C1'-O4'-C4'	-6.03	105.08	109.90
54	BA	1266	G	N3-C4-C5	-6.03	125.58	128.60
54	BA	2003	A	C4-C5-C6	-6.03	113.98	117.00
54	BA	2766	A	C4-C5-C6	-6.03	113.98	117.00
21	AA	1249	C	N3-C2-O2	-6.03	117.68	121.90
21	AA	1439	G	N3-C2-N2	-6.03	115.68	119.90
54	BA	6	A	C4-C5-C6	-6.03	113.99	117.00
54	BA	130	C	O4'-C1'-N1	6.03	113.02	108.20
54	BA	958	U	O4'-C1'-N1	6.02	113.02	108.20
21	AA	73	C	N1-C2-O2	6.02	122.51	118.90
21	AA	807	A	C5-C6-N1	6.02	120.71	117.70
22	A1	18	G	O4'-C1'-N9	6.02	113.02	108.20
54	BA	675	A	C4-C5-C6	-6.02	113.99	117.00
54	BA	1965	C	N1-C2-O2	6.02	122.51	118.90
54	BA	2483	C	N3-C2-O2	-6.02	117.68	121.90
54	BA	2498	C	O4'-C1'-N1	6.02	113.02	108.20

Continued on next page...

Continued from previous page...

Mol	Chain	Res	Type	Atoms	Z	Observed(°)	Ideal(°)
54	BA	1816	C	N3-C2-O2	-6.02	117.69	121.90
54	BA	2776	A	C4-C5-C6	-6.02	113.99	117.00
21	AA	972	C	N3-C2-O2	-6.02	117.69	121.90
54	BA	302	C	N3-C2-O2	-6.02	117.69	121.90
54	BA	480	A	C4-C5-C6	-6.02	113.99	117.00
54	BA	2601	C	N3-C2-O2	-6.02	117.69	121.90
55	BB	37	C	N3-C2-O2	-6.02	117.69	121.90
32	BJ	120	ARG	NE-CZ-NH1	6.02	123.31	120.30
54	BA	1495	A	C5-C6-N1	6.02	120.71	117.70
21	AA	400	C	N3-C2-O2	-6.01	117.69	121.90
54	BA	37	C	N3-C2-O2	-6.01	117.69	121.90
54	BA	398	C	N3-C2-O2	-6.01	117.69	121.90
54	BA	640	C	N3-C2-O2	-6.01	117.69	121.90
54	BA	2460	U	O4'-C1'-N1	6.01	113.01	108.20
29	BG	34	ARG	NE-CZ-NH1	6.01	123.31	120.30
54	BA	1978	A	C4-C5-C6	-6.01	113.99	117.00
54	BA	2055	C	N1-C2-O2	6.01	122.51	118.90
54	BA	2232	C	N3-C2-O2	-6.01	117.69	121.90
54	BA	73	A	C4-C5-C6	-6.01	113.99	117.00
54	BA	394	C	N3-C2-O2	-6.01	117.69	121.90
54	BA	1312	U	P-O3'-C3'	6.01	126.92	119.70
54	BA	2153	C	N3-C2-O2	-6.01	117.69	121.90
54	BA	2346	A	C4-C5-C6	-6.01	113.99	117.00
21	AA	96	U	O4'-C1'-N1	6.01	113.01	108.20
21	AA	456	A	C4-C5-C6	-6.01	114.00	117.00
21	AA	967	C	N3-C2-O2	-6.01	117.69	121.90
54	BA	2792	A	C4-C5-C6	-6.01	114.00	117.00
54	BA	2033	A	C5-C6-N1	6.01	120.70	117.70
54	BA	2542	A	C4-C5-C6	-6.01	114.00	117.00
55	BB	118	C	N3-C2-O2	-6.01	117.69	121.90
21	AA	614	C	N3-C2-O2	-6.01	117.70	121.90
54	BA	914	G	O4'-C1'-N9	6.01	113.01	108.20
54	BA	1466	U	O4'-C1'-N1	6.01	113.00	108.20
21	AA	1169	A	C4-C5-C6	-6.00	114.00	117.00
54	BA	1173	U	O4'-C1'-N1	6.00	113.00	108.20
54	BA	1548	A	C4-C5-C6	-6.00	114.00	117.00
14	AO	52	ARG	NE-CZ-NH1	6.00	123.30	120.30
54	BA	160	A	C4-C5-C6	-6.00	114.00	117.00
54	BA	625	G	C4'-C3'-C2'	-6.00	96.60	102.60
54	BA	1393	A	C4-C5-C6	-6.00	114.00	117.00
54	BA	1713	A	C4-C5-C6	-6.00	114.00	117.00
54	BA	2301	C	N3-C2-O2	-6.00	117.70	121.90

Continued on next page...

Continued from previous page...

Mol	Chain	Res	Type	Atoms	Z	Observed(°)	Ideal(°)
21	AA	554	A	C4-C5-C6	-6.00	114.00	117.00
21	AA	609	A	C5-C6-N1	6.00	120.70	117.70
21	AA	1145	A	C4-C5-C6	-6.00	114.00	117.00
21	AA	1201	A	C4-C5-C6	-6.00	114.00	117.00
54	BA	873	C	N3-C2-O2	-6.00	117.70	121.90
54	BA	1079	C	N3-C2-O2	-6.00	117.70	121.90
21	AA	935	A	C4-C5-C6	-6.00	114.00	117.00
54	BA	271	G	O4'-C1'-N9	6.00	113.00	108.20
54	BA	357	C	N3-C2-O2	-6.00	117.70	121.90
54	BA	554	U	O4'-C1'-N1	6.00	113.00	108.20
54	BA	1167	C	N3-C2-O2	-6.00	117.70	121.90
54	BA	1359	A	C4-C5-C6	-6.00	114.00	117.00
54	BA	1815	A	C5-C6-N1	6.00	120.70	117.70
21	AA	379	C	N3-C2-O2	-6.00	117.70	121.90
21	AA	1149	C	N3-C2-O2	-6.00	117.70	121.90
21	AA	1243	C	N3-C2-O2	-6.00	117.70	121.90
54	BA	785	G	N1-C6-O6	-6.00	116.30	119.90
54	BA	2287	A	C4-C5-C6	-6.00	114.00	117.00
54	BA	2845	U	O4'-C1'-N1	6.00	113.00	108.20
21	AA	1431	A	C4-C5-C6	-6.00	114.00	117.00
54	BA	337	C	N3-C2-O2	-6.00	117.70	121.90
54	BA	676	A	C4-C5-C6	-6.00	114.00	117.00
54	BA	835	C	O4'-C1'-N1	6.00	113.00	108.20
54	BA	2275	C	N3-C2-O2	-6.00	117.70	121.90
21	AA	580	C	N3-C2-O2	-6.00	117.70	121.90
40	BR	90	ARG	NE-CZ-NH1	6.00	123.30	120.30
54	BA	152	A	C5-C6-N1	6.00	120.70	117.70
54	BA	670	A	C5-C6-N1	6.00	120.70	117.70
54	BA	1215	G	O4'-C1'-N9	6.00	113.00	108.20
54	BA	2195	U	O4'-C1'-N1	6.00	113.00	108.20
2	AC	125	ARG	NE-CZ-NH1	5.99	123.30	120.30
9	AJ	48	ARG	NE-CZ-NH1	5.99	123.30	120.30
21	AA	544	G	N1-C6-O6	-5.99	116.30	119.90
21	AA	583	A	C4-C5-C6	-5.99	114.00	117.00
54	BA	267	C	O4'-C1'-N1	5.99	113.00	108.20
54	BA	1685	C	N3-C2-O2	-5.99	117.70	121.90
54	BA	1728	C	N3-C2-O2	-5.99	117.70	121.90
54	BA	1991	U	O4'-C1'-N1	5.99	113.00	108.20
54	BA	296	U	O4'-C1'-N1	5.99	112.99	108.20
54	BA	1666	G	O4'-C1'-N9	5.99	112.99	108.20
21	AA	63	C	N3-C2-O2	-5.99	117.71	121.90
21	AA	930	C	N3-C2-O2	-5.99	117.71	121.90

Continued on next page...

Continued from previous page...

Mol	Chain	Res	Type	Atoms	Z	Observed(°)	Ideal(°)
54	BA	1026	G	N3-C2-N2	-5.99	115.71	119.90
21	AA	482	A	C4-C5-C6	-5.99	114.00	117.00
21	AA	1286	U	N3-C2-O2	-5.99	118.01	122.20
54	BA	41	C	N3-C2-O2	-5.99	117.71	121.90
54	BA	1349	C	N1-C2-O2	5.99	122.49	118.90
54	BA	1363	C	O4'-C1'-N1	5.99	112.99	108.20
21	AA	1217	C	C1'-O4'-C4'	-5.99	105.11	109.90
54	BA	2006	C	N1-C2-O2	5.99	122.49	118.90
54	BA	2738	A	O4'-C1'-N9	5.99	112.99	108.20
21	AA	1466	C	N1-C2-O2	5.99	122.49	118.90
54	BA	1315	C	N3-C2-O2	-5.99	117.71	121.90
54	BA	2540	C	N3-C2-O2	-5.99	117.71	121.90
55	BB	25	U	O4'-C1'-N1	5.99	112.99	108.20
55	BB	31	C	N3-C2-O2	-5.99	117.71	121.90
55	BB	38	C	N3-C2-O2	-5.99	117.71	121.90
54	BA	1269	A	C5-C6-N1	5.98	120.69	117.70
54	BA	1999	C	N3-C2-O2	-5.98	117.71	121.90
21	AA	1146	A	C5-C6-N1	5.98	120.69	117.70
54	BA	1843	C	N3-C2-O2	-5.98	117.71	121.90
21	AA	306	A	C4-C5-C6	-5.98	114.01	117.00
21	AA	452	A	O4'-C1'-N9	5.98	112.98	108.20
21	AA	726	C	N3-C2-O2	-5.98	117.71	121.90
54	BA	53	A	C4-C5-C6	-5.98	114.01	117.00
54	BA	1302	A	C4-C5-C6	-5.98	114.01	117.00
55	BB	71	C	N3-C2-O2	-5.98	117.71	121.90
21	AA	288	A	C4-C5-C6	-5.98	114.01	117.00
54	BA	752	A	P-O3'-C3'	5.98	126.88	119.70
54	BA	1229	C	N3-C2-O2	-5.98	117.72	121.90
54	BA	1668	A	C4-C5-C6	-5.98	114.01	117.00
54	BA	2699	C	N3-C2-O2	-5.98	117.71	121.90
10	AK	68	ARG	NE-CZ-NH1	5.98	123.29	120.30
21	AA	710	G	C1'-O4'-C4'	-5.98	105.12	109.90
54	BA	95	A	C4-C5-C6	-5.98	114.01	117.00
54	BA	305	C	N1-C2-O2	5.98	122.49	118.90
54	BA	1676	A	C5-C6-N1	5.98	120.69	117.70
54	BA	1853	A	C4-C5-C6	-5.98	114.01	117.00
54	BA	2730	C	N3-C2-O2	-5.98	117.72	121.90
54	BA	2799	A	C4-C5-C6	-5.98	114.01	117.00
54	BA	173	A	C5-C6-N1	5.98	120.69	117.70
54	BA	1118	C	N3-C2-O2	-5.98	117.72	121.90
54	BA	1344	U	O4'-C1'-N1	5.98	112.98	108.20
54	BA	1789	A	C4-C5-C6	-5.98	114.01	117.00

Continued on next page...

Continued from previous page...

Mol	Chain	Res	Type	Atoms	Z	Observed(°)	Ideal(°)
9	AJ	31	ARG	NE-CZ-NH1	5.97	123.29	120.30
21	AA	108	G	N1-C6-O6	-5.97	116.31	119.90
54	BA	1933	G	O4'-C1'-N9	5.97	112.98	108.20
54	BA	2465	C	N3-C2-O2	-5.97	117.72	121.90
54	BA	1805	A	C4-C5-C6	-5.97	114.01	117.00
54	BA	2652	C	N3-C2-O2	-5.97	117.72	121.90
21	AA	600	A	C4-C5-C6	-5.97	114.01	117.00
21	AA	1113	C	N3-C2-O2	-5.97	117.72	121.90
54	BA	1098	A	C4-C5-C6	-5.97	114.02	117.00
54	BA	1395	A	C4-C5-C6	-5.97	114.02	117.00
54	BA	2009	A	C6-C5-N7	5.97	136.48	132.30
21	AA	225	C	N3-C2-O2	-5.97	117.72	121.90
54	BA	2469	A	C4-C5-C6	-5.97	114.02	117.00
55	BB	63	C	P-O3'-C3'	5.97	126.86	119.70
54	BA	97	C	N3-C2-O2	-5.97	117.72	121.90
54	BA	309	A	C4-C5-C6	-5.97	114.02	117.00
54	BA	340	A	C4-C5-C6	-5.97	114.02	117.00
54	BA	481	G	N1-C6-O6	-5.97	116.32	119.90
54	BA	482	A	N1-C6-N6	-5.97	115.02	118.60
54	BA	2171	A	C4-C5-C6	-5.97	114.02	117.00
54	BA	2598	A	N1-C6-N6	-5.97	115.02	118.60
21	AA	1227	A	C1'-O4'-C4'	-5.96	105.13	109.90
24	A3	59	A	N1-C6-N6	-5.96	115.02	118.60
31	BI	126	ARG	NE-CZ-NH1	5.96	123.28	120.30
54	BA	2368	C	O4'-C1'-N1	5.96	112.97	108.20
54	BA	2710	C	N3-C2-O2	-5.96	117.72	121.90
54	BA	1114	C	N3-C2-O2	-5.96	117.73	121.90
54	BA	2600	A	C5'-C4'-C3'	5.96	125.54	116.00
21	AA	1289	A	C4-C5-C6	-5.96	114.02	117.00
54	BA	587	C	N1-C2-O2	5.96	122.48	118.90
54	BA	1392	A	C4-C5-C6	-5.96	114.02	117.00
25	BC	42	ARG	NE-CZ-NH1	5.96	123.28	120.30
54	BA	1274	A	C4-C5-C6	-5.96	114.02	117.00
21	AA	217	C	N3-C2-O2	-5.96	117.73	121.90
21	AA	635	A	C5-C6-N1	5.96	120.68	117.70
54	BA	166	U	O4'-C1'-N1	5.96	112.97	108.20
54	BA	197	A	C4-C5-C6	-5.96	114.02	117.00
54	BA	1300	G	P-O3'-C3'	5.96	126.85	119.70
21	AA	212	G	O4'-C1'-N9	5.96	112.97	108.20
21	AA	749	A	C4-C5-C6	-5.96	114.02	117.00
21	AA	860	A	C4-C5-C6	-5.96	114.02	117.00
21	AA	1240	U	C1'-O4'-C4'	-5.96	105.14	109.90

Continued on next page...

Continued from previous page...

Mol	Chain	Res	Type	Atoms	Z	Observed(°)	Ideal(°)
54	BA	979	A	C4-C5-C6	-5.96	114.02	117.00
54	BA	1382	G	N3-C4-C5	-5.96	125.62	128.60
54	BA	584	C	O4'-C1'-N1	5.96	112.96	108.20
21	AA	261	U	N3-C2-O2	-5.95	118.03	122.20
21	AA	764	C	N1-C2-O2	5.95	122.47	118.90
54	BA	1239	G	N1-C6-O6	-5.95	116.33	119.90
54	BA	1513	U	O4'-C1'-N1	5.95	112.96	108.20
21	AA	790	A	C4-C5-C6	-5.95	114.02	117.00
54	BA	671	C	N1-C2-O2	5.95	122.47	118.90
17	AR	72	ARG	NE-CZ-NH1	5.95	123.28	120.30
21	AA	327	A	C1'-O4'-C4'	-5.95	105.14	109.90
54	BA	32	C	N3-C2-O2	-5.95	117.73	121.90
54	BA	699	A	C5-C6-N1	5.95	120.67	117.70
54	BA	959	A	C4-C5-C6	-5.95	114.02	117.00
54	BA	986	C	N3-C2-O2	-5.95	117.73	121.90
54	BA	2773	C	N3-C2-O2	-5.95	117.73	121.90
21	AA	66	A	C5-C6-N1	5.95	120.67	117.70
21	AA	248	C	N1-C2-O2	5.95	122.47	118.90
21	AA	1234	C	N3-C2-O2	-5.95	117.73	121.90
45	BW	24	ARG	NE-CZ-NH1	5.95	123.27	120.30
54	BA	1758	U	N3-C2-O2	-5.95	118.03	122.20
21	AA	405	U	O4'-C1'-N1	5.95	112.96	108.20
21	AA	640	A	C4-C5-C6	-5.95	114.03	117.00
54	BA	1052	C	N3-C2-O2	-5.95	117.74	121.90
54	BA	1341	G	N3-C2-N2	-5.95	115.74	119.90
13	AN	41	ARG	NE-CZ-NH1	5.95	123.27	120.30
54	BA	666	A	C4-C5-C6	-5.95	114.03	117.00
54	BA	1453	A	C4-C5-C6	-5.94	114.03	117.00
54	BA	2104	C	N3-C2-O2	-5.94	117.74	121.90
54	BA	2418	A	C6-C5-N7	5.94	136.46	132.30
36	BN	69	ARG	NE-CZ-NH1	5.94	123.27	120.30
45	BW	40	ARG	NE-CZ-NH1	5.94	123.27	120.30
54	BA	908	C	N1-C2-O2	5.94	122.46	118.90
21	AA	1031	C	O4'-C1'-N1	5.94	112.95	108.20
36	BN	118	ARG	NE-CZ-NH1	5.94	123.27	120.30
39	BQ	52	ARG	NE-CZ-NH1	5.94	123.27	120.30
54	BA	857	G	O4'-C1'-N9	5.94	112.95	108.20
54	BA	1342	A	C4-C5-C6	-5.94	114.03	117.00
54	BA	1892	C	N3-C2-O2	-5.94	117.74	121.90
21	AA	805	C	N3-C2-O2	-5.94	117.74	121.90
21	AA	974	A	C4-C5-C6	-5.94	114.03	117.00
54	BA	368	A	C4-C5-C6	-5.94	114.03	117.00

Continued on next page...

Continued from previous page...

Mol	Chain	Res	Type	Atoms	Z	Observed(°)	Ideal(°)
54	BA	1287	A	O4'-C1'-N9	5.93	112.95	108.20
55	BB	26	C	N3-C2-O2	-5.93	117.75	121.90
21	AA	71	A	C4-C5-C6	-5.93	114.03	117.00
21	AA	234	C	C4'-C3'-C2'	-5.93	96.67	102.60
21	AA	536	C	N3-C2-O2	-5.93	117.75	121.90
21	AA	702	A	O4'-C1'-N9	5.93	112.95	108.20
21	AA	1467	C	N1-C2-O2	5.93	122.46	118.90
54	BA	1028	A	C4-C5-C6	-5.93	114.03	117.00
54	BA	2169	A	C4-C5-C6	-5.93	114.03	117.00
54	BA	2306	C	N1-C2-O2	5.93	122.46	118.90
21	AA	285	C	N3-C2-O2	-5.93	117.75	121.90
54	BA	990	A	C4-C5-C6	-5.93	114.03	117.00
54	BA	2354	C	N3-C2-O2	-5.93	117.75	121.90
13	AN	75	ARG	NE-CZ-NH1	5.93	123.26	120.30
21	AA	95	C	O4'-C1'-N1	5.93	112.94	108.20
21	AA	230	G	N3-C2-N2	-5.93	115.75	119.90
54	BA	734	A	C4-C5-C6	-5.93	114.04	117.00
21	AA	169	C	N1-C2-O2	5.92	122.45	118.90
21	AA	299	G	O4'-C1'-N9	5.92	112.94	108.20
21	AA	796	C	N3-C2-O2	-5.92	117.75	121.90
54	BA	1291	C	N3-C2-O2	-5.92	117.75	121.90
54	BA	2051	A	N1-C6-N6	-5.92	115.05	118.60
54	BA	1749	A	C4-C5-C6	-5.92	114.04	117.00
54	BA	161	A	C4-C5-C6	-5.92	114.04	117.00
54	BA	1070	A	C4-C5-C6	-5.92	114.04	117.00
55	BB	114	C	N3-C2-O2	-5.92	117.76	121.90
21	AA	34	C	O4'-C1'-N1	5.92	112.94	108.20
21	AA	271	C	N1-C2-O2	5.92	122.45	118.90
21	AA	596	A	C4-C5-C6	-5.92	114.04	117.00
21	AA	1265	C	N3-C2-O2	-5.92	117.76	121.90
54	BA	563	A	C4-C5-C6	-5.92	114.04	117.00
54	BA	1328	A	C4-C5-C6	-5.92	114.04	117.00
54	BA	1420	A	O4'-C1'-N9	5.92	112.93	108.20
21	AA	199	A	C4-C5-C6	-5.92	114.04	117.00
54	BA	1837	C	N3-C2-O2	-5.92	117.76	121.90
21	AA	1496	C	N3-C2-O2	-5.92	117.76	121.90
49	B0	9	ARG	NE-CZ-NH2	5.92	123.26	120.30
54	BA	2617	U	O4'-C1'-N1	5.92	112.93	108.20
55	BB	94	A	C4-C5-C6	-5.92	114.04	117.00
21	AA	1058	G	N1-C6-O6	-5.91	116.35	119.90
24	A3	70	C	N3-C2-O2	-5.91	117.76	121.90
54	BA	393	C	N3-C2-O2	-5.91	117.76	121.90

Continued on next page...

Continued from previous page...

Mol	Chain	Res	Type	Atoms	Z	Observed(°)	Ideal(°)
54	BA	572	A	C4-C5-C6	-5.91	114.04	117.00
54	BA	1276	A	C4-C5-C6	-5.91	114.04	117.00
54	BA	1547	C	N3-C2-O2	-5.91	117.76	121.90
54	BA	413	C	N3-C2-O2	-5.91	117.76	121.90
14	AO	62	ARG	NE-CZ-NH1	5.91	123.25	120.30
54	BA	1386	C	N3-C2-O2	-5.91	117.76	121.90
54	BA	1701	A	C5-C6-N1	5.91	120.66	117.70
55	BB	3	C	O4'-C1'-N1	5.91	112.93	108.20
55	BB	19	C	N3-C2-O2	-5.91	117.76	121.90
21	AA	914	A	C4-C5-C6	-5.91	114.05	117.00
21	AA	1014	A	C4-C5-C6	-5.91	114.05	117.00
21	AA	1102	A	C4-C5-C6	-5.91	114.05	117.00
54	BA	193	U	O4'-C1'-N1	5.91	112.93	108.20
54	BA	490	C	O4'-C1'-N1	5.91	112.93	108.20
54	BA	1549	A	C4-C5-C6	-5.91	114.05	117.00
6	AG	77	ARG	NE-CZ-NH1	5.91	123.25	120.30
8	AI	44	ARG	NE-CZ-NH1	5.91	123.25	120.30
21	AA	1192	C	N3-C2-O2	-5.91	117.77	121.90
21	AA	1469	C	N3-C2-O2	-5.91	117.77	121.90
54	BA	421	C	N3-C2-O2	-5.91	117.77	121.90
54	BA	815	C	N3-C2-O2	-5.91	117.77	121.90
54	BA	878	A	C4-C5-C6	-5.91	114.05	117.00
21	AA	174	A	C5-C6-N1	5.91	120.65	117.70
21	AA	960	U	N3-C2-O2	-5.91	118.07	122.20
21	AA	1277	C	N1-C2-O2	5.91	122.44	118.90
24	A3	29	C	N3-C2-O2	-5.91	117.77	121.90
54	BA	47	C	N3-C2-O2	-5.91	117.77	121.90
54	BA	322	A	C4-C5-C6	-5.91	114.05	117.00
54	BA	654	A	C4-C5-C6	-5.91	114.05	117.00
54	BA	732	C	O4'-C1'-N1	5.91	112.92	108.20
54	BA	2285	C	N3-C2-O2	-5.91	117.77	121.90
21	AA	153	C	N3-C2-O2	-5.90	117.77	121.90
21	AA	657	U	O4'-C1'-N1	5.90	112.92	108.20
21	AA	1520	C	N3-C2-O2	-5.90	117.77	121.90
54	BA	835	C	N3-C2-O2	-5.90	117.77	121.90
21	AA	660	C	N3-C2-O2	-5.90	117.77	121.90
54	BA	1126	A	C4-C5-C6	-5.90	114.05	117.00
54	BA	2097	A	C6-C5-N7	5.90	136.43	132.30
54	BA	2214	C	N3-C2-O2	-5.90	117.77	121.90
21	AA	1509	C	N3-C2-O2	-5.90	117.77	121.90
54	BA	817	C	O4'-C1'-N1	5.90	112.92	108.20
55	BB	55	U	O4'-C1'-N1	5.90	112.92	108.20

Continued on next page...

Continued from previous page...

Mol	Chain	Res	Type	Atoms	Z	Observed(°)	Ideal(°)
54	BA	2205	A	C4-C5-C6	-5.90	114.05	117.00
21	AA	448	A	C4-C5-C6	-5.90	114.05	117.00
21	AA	897	C	N3-C2-O2	-5.90	117.77	121.90
54	BA	1109	C	O4'-C1'-N1	5.90	112.92	108.20
54	BA	2072	C	N3-C2-O2	-5.90	117.77	121.90
55	BB	13	G	N3-C2-N2	-5.90	115.77	119.90
21	AA	1280	A	C1'-O4'-C4'	-5.90	105.18	109.90
54	BA	584	C	N3-C2-O2	-5.90	117.77	121.90
21	AA	825	A	C4-C5-C6	-5.89	114.05	117.00
54	BA	1556	C	N3-C2-O2	-5.89	117.77	121.90
21	AA	228	A	C6-C5-N7	5.89	136.43	132.30
54	BA	802	A	C4-C5-C6	-5.89	114.05	117.00
54	BA	1208	C	N3-C2-O2	-5.89	117.78	121.90
54	BA	2170	A	C3'-C2'-C1'	5.89	106.21	101.50
54	BA	2270	A	C4-C5-C6	-5.89	114.05	117.00
54	BA	609	A	C4-C5-C6	-5.89	114.05	117.00
54	BA	1241	A	C4-C5-C6	-5.89	114.05	117.00
54	BA	2336	A	C4-C5-C6	-5.89	114.06	117.00
21	AA	389	A	C4-C5-C6	-5.89	114.06	117.00
54	BA	179	C	N3-C2-O2	-5.89	117.78	121.90
54	BA	2187	U	O4'-C1'-N1	5.89	112.91	108.20
54	BA	902	C	N3-C2-O2	-5.89	117.78	121.90
21	AA	569	C	N3-C2-O2	-5.89	117.78	121.90
24	A3	60	A	C4-C5-C6	-5.89	114.06	117.00
54	BA	115	C	N3-C2-O2	-5.89	117.78	121.90
54	BA	2017	U	C3'-C2'-C1'	5.89	106.21	101.50
54	BA	2202	U	O4'-C1'-N1	5.89	112.91	108.20
54	BA	2558	C	O4'-C1'-N1	5.89	112.91	108.20
21	AA	1133	G	N1-C6-O6	-5.88	116.37	119.90
54	BA	417	C	N3-C2-O2	-5.88	117.78	121.90
54	BA	1378	A	C4-C5-C6	-5.88	114.06	117.00
54	BA	2039	U	O4'-C1'-N1	5.88	112.91	108.20
54	BA	2614	A	O4'-C1'-N9	5.88	112.91	108.20
21	AA	338	A	C4-C5-C6	-5.88	114.06	117.00
24	A3	11	A	C4-C5-C6	-5.88	114.06	117.00
54	BA	1301	A	C1'-O4'-C4'	-5.88	105.19	109.90
8	AI	118	ARG	NE-CZ-NH1	5.88	123.24	120.30
21	AA	1161	C	N3-C2-O2	-5.88	117.78	121.90
21	AA	1448	C	N3-C2-O2	-5.88	117.78	121.90
54	BA	183	C	N3-C2-O2	-5.88	117.78	121.90
54	BA	865	C	N3-C2-O2	-5.88	117.78	121.90
54	BA	1285	A	C4-C5-C6	-5.88	114.06	117.00

Continued on next page...

Continued from previous page...

Mol	Chain	Res	Type	Atoms	Z	Observed(°)	Ideal(°)
54	BA	2477	U	O4'-C1'-N1	5.88	112.91	108.20
21	AA	1067	A	C4-C5-C6	-5.88	114.06	117.00
21	AA	403	C	N3-C2-O2	-5.88	117.78	121.90
54	BA	2179	C	N3-C2-O2	-5.88	117.78	121.90
21	AA	735	C	N3-C2-O2	-5.88	117.79	121.90
24	A3	39	A	C4-C5-C6	-5.88	114.06	117.00
54	BA	1803	A	C5-C6-N1	5.88	120.64	117.70
54	BA	2108	A	C4-C5-C6	-5.88	114.06	117.00
54	BA	2222	C	N3-C2-O2	-5.88	117.79	121.90
54	BA	1351	C	N3-C2-O2	-5.87	117.79	121.90
14	AO	63	ARG	NE-CZ-NH1	5.87	123.23	120.30
54	BA	2751	G	N3-C4-C5	-5.87	125.66	128.60
54	BA	2841	C	N3-C2-O2	-5.87	117.79	121.90
18	AS	77	ARG	NE-CZ-NH1	5.87	123.23	120.30
21	AA	1114	C	O4'-C1'-N1	5.87	112.90	108.20
54	BA	2288	A	C4-C5-C6	-5.87	114.06	117.00
54	BA	854	C	N3-C2-O2	-5.87	117.79	121.90
21	AA	811	C	N3-C2-O2	-5.87	117.79	121.90
54	BA	2231	U	O4'-C1'-N1	5.87	112.89	108.20
54	BA	2411	A	C4-C5-C6	-5.87	114.07	117.00
54	BA	2872	A	C4-C5-C6	-5.87	114.07	117.00
21	AA	522	C	N3-C2-O2	-5.87	117.79	121.90
21	AA	1395	C	N1-C2-O2	5.87	122.42	118.90
54	BA	330	A	C5-C6-N1	5.87	120.63	117.70
54	BA	462	C	N1-C2-O2	5.87	122.42	118.90
54	BA	2793	C	N3-C2-O2	-5.87	117.79	121.90
54	BA	1618	A	C4-C5-C6	-5.86	114.07	117.00
54	BA	2660	A	O4'-C1'-N9	5.86	112.89	108.20
54	BA	2692	G	O4'-C1'-N9	5.86	112.89	108.20
21	AA	518	C	N3-C2-O2	-5.86	117.80	121.90
54	BA	750	A	C4-C5-C6	-5.86	114.07	117.00
54	BA	1205	A	C4-C5-C6	-5.86	114.07	117.00
55	BB	46	A	C4-C5-C6	-5.86	114.07	117.00
21	AA	504	C	N3-C2-O2	-5.86	117.80	121.90
21	AA	1176	A	C4-C5-C6	-5.86	114.07	117.00
21	AA	1229	A	C4-C5-C6	-5.86	114.07	117.00
21	AA	1399	C	P-O3'-C3'	5.86	126.73	119.70
28	BF	111	ARG	NE-CZ-NH2	-5.86	117.37	120.30
10	AK	52	ARG	NE-CZ-NH1	5.86	123.23	120.30
54	BA	125	A	C4-C5-C6	-5.86	114.07	117.00
54	BA	2896	C	N3-C2-O2	-5.86	117.80	121.90
21	AA	382	A	C4-C5-C6	-5.86	114.07	117.00

Continued on next page...

Continued from previous page...

Mol	Chain	Res	Type	Atoms	Z	Observed(°)	Ideal(°)
21	AA	1507	A	C4-C5-C6	-5.86	114.07	117.00
54	BA	1804	C	N3-C2-O2	-5.86	117.80	121.90
54	BA	2366	A	C4-C5-C6	-5.86	114.07	117.00
54	BA	1331	G	N1-C6-O6	-5.86	116.39	119.90
54	BA	2291	U	O4'-C1'-N1	5.85	112.88	108.20
54	BA	2670	A	C4-C5-C6	-5.85	114.07	117.00
54	BA	129	C	N3-C2-O2	-5.85	117.80	121.90
54	BA	613	A	C4-C5-C6	-5.85	114.07	117.00
17	AR	62	ARG	NE-CZ-NH1	5.85	123.22	120.30
21	AA	419	C	N3-C2-O2	-5.85	117.81	121.90
21	AA	1037	C	O4'-C1'-N1	5.85	112.88	108.20
21	AA	1191	A	C4-C5-C6	-5.85	114.08	117.00
54	BA	345	A	C4-C5-C6	-5.85	114.08	117.00
54	BA	660	C	N3-C2-O2	-5.85	117.81	121.90
54	BA	2067	G	O4'-C1'-N9	5.85	112.88	108.20
54	BA	1983	G	N3-C2-N2	-5.85	115.81	119.90
21	AA	48	C	N1-C2-O2	5.85	122.41	118.90
35	BM	81	ARG	NE-CZ-NH2	5.85	123.22	120.30
54	BA	428	A	C4-C5-C6	-5.85	114.08	117.00
54	BA	1356	G	N3-C2-N2	-5.85	115.81	119.90
38	BP	97	TYR	CB-CG-CD2	-5.84	117.49	121.00
54	BA	57	C	N3-C2-O2	-5.84	117.81	121.90
54	BA	1629	U	O4'-C1'-N1	5.84	112.88	108.20
54	BA	2757	A	N1-C6-N6	-5.84	115.09	118.60
54	BA	2861	U	O4'-C1'-N1	5.84	112.88	108.20
54	BA	1214	A	O4'-C1'-N9	5.84	112.88	108.20
21	AA	924	C	N1-C2-O2	5.84	122.40	118.90
54	BA	362	A	C4-C5-C6	-5.84	114.08	117.00
54	BA	972	A	C4-C5-C6	-5.84	114.08	117.00
54	BA	1088	A	C4-C5-C6	-5.84	114.08	117.00
54	BA	2765	A	C4-C5-C6	-5.84	114.08	117.00
10	AK	105	ARG	NE-CZ-NH1	5.84	123.22	120.30
18	AS	54	ARG	NE-CZ-NH1	5.84	123.22	120.30
21	AA	95	C	C3'-C2'-C1'	5.84	106.17	101.50
21	AA	166	U	O4'-C1'-N1	5.84	112.87	108.20
54	BA	1006	C	N1-C2-O2	5.84	122.40	118.90
20	AU	16	ARG	NE-CZ-NH1	5.84	123.22	120.30
21	AA	848	C	N3-C2-O2	-5.84	117.81	121.90
54	BA	2561	U	O4'-C1'-N1	5.84	112.87	108.20
55	BB	4	C	N3-C2-O2	-5.84	117.81	121.90
21	AA	632	U	O4'-C1'-N1	5.84	112.87	108.20
35	BM	50	ARG	NE-CZ-NH1	5.84	123.22	120.30

Continued on next page...

Continued from previous page...

Mol	Chain	Res	Type	Atoms	Z	Observed(°)	Ideal(°)
54	BA	191	A	C5-C6-N1	5.84	120.62	117.70
54	BA	246	C	N3-C2-O2	-5.84	117.81	121.90
54	BA	343	C	N3-C2-O2	-5.84	117.81	121.90
54	BA	1566	A	C4-C5-C6	-5.84	114.08	117.00
54	BA	1802	A	C4-C5-C6	-5.84	114.08	117.00
54	BA	2350	C	N3-C2-O2	-5.84	117.81	121.90
21	AA	286	C	N3-C2-O2	-5.83	117.81	121.90
21	AA	676	A	C4-C5-C6	-5.83	114.08	117.00
21	AA	1288	A	C4-C5-C6	-5.83	114.08	117.00
54	BA	848	C	N3-C2-O2	-5.83	117.82	121.90
54	BA	1953	A	N1-C6-N6	-5.83	115.10	118.60
54	BA	2422	C	N1-C2-O2	5.83	122.40	118.90
21	AA	99	C	N3-C2-O2	-5.83	117.82	121.90
21	AA	689	C	O4'-C1'-N1	5.83	112.87	108.20
21	AA	1107	C	N3-C2-O2	-5.83	117.82	121.90
54	BA	945	A	O4'-C1'-N9	5.83	112.86	108.20
54	BA	1764	C	N3-C2-O2	-5.83	117.82	121.90
54	BA	418	C	N3-C2-O2	-5.83	117.82	121.90
54	BA	1504	A	C4-C5-C6	-5.83	114.08	117.00
54	BA	2598	A	C4-C5-C6	-5.83	114.08	117.00
54	BA	823	C	N3-C2-O2	-5.83	117.82	121.90
54	BA	1997	C	N3-C2-O2	-5.83	117.82	121.90
54	BA	336	C	N3-C2-O2	-5.83	117.82	121.90
54	BA	2840	C	N3-C2-O2	-5.83	117.82	121.90
55	BB	104	A	C4-C5-C6	-5.83	114.09	117.00
21	AA	33	A	C4-C5-C6	-5.82	114.09	117.00
54	BA	341	C	N3-C2-O2	-5.82	117.82	121.90
54	BA	454	A	C5-C6-N1	5.82	120.61	117.70
54	BA	898	C	N3-C2-O2	-5.82	117.82	121.90
54	BA	1000	A	C4-C5-C6	-5.82	114.09	117.00
54	BA	1247	A	C4-C5-C6	-5.82	114.09	117.00
54	BA	2711	A	C4-C5-C6	-5.82	114.09	117.00
22	A1	73	A	C6-C5-N7	5.82	136.38	132.30
21	AA	130	A	C4-C5-C6	-5.82	114.09	117.00
54	BA	68	G	N1-C6-O6	-5.82	116.41	119.90
21	AA	876	C	N3-C2-O2	-5.82	117.83	121.90
22	A1	56	C	N1-C2-O2	5.82	122.39	118.90
54	BA	2494	G	N3-C2-N2	-5.82	115.83	119.90
55	BB	30	C	N3-C2-O2	-5.82	117.83	121.90
21	AA	177	G	C5-C6-N1	5.82	114.41	111.50
21	AA	353	A	C4-C5-C6	-5.82	114.09	117.00
54	BA	2036	C	N3-C2-O2	-5.82	117.83	121.90

Continued on next page...

Continued from previous page...

Mol	Chain	Res	Type	Atoms	Z	Observed(°)	Ideal(°)
21	AA	975	A	O4'-C1'-N9	5.81	112.85	108.20
21	AA	1340	A	C4-C5-C6	-5.81	114.09	117.00
54	BA	1569	A	C4-C5-C6	-5.81	114.09	117.00
54	BA	1591	A	C4-C5-C6	-5.81	114.09	117.00
21	AA	470	C	N3-C2-O2	-5.81	117.83	121.90
54	BA	505	A	C4-C5-C6	-5.81	114.09	117.00
54	BA	648	G	O4'-C1'-N9	5.81	112.85	108.20
54	BA	2404	U	O4'-C1'-N1	5.81	112.85	108.20
54	BA	716	A	C4-C5-C6	-5.81	114.09	117.00
54	BA	1604	C	N3-C2-O2	-5.81	117.83	121.90
4	AE	53	ARG	NE-CZ-NH1	5.81	123.20	120.30
21	AA	686	U	O4'-C1'-N1	5.81	112.85	108.20
21	AA	996	A	C4-C5-C6	-5.81	114.09	117.00
54	BA	921	C	N1-C2-O2	5.81	122.39	118.90
54	BA	1008	A	C4-C5-C6	-5.81	114.09	117.00
54	BA	1141	U	N3-C2-O2	-5.81	118.13	122.20
54	BA	2589	A	C4-C5-C6	-5.81	114.09	117.00
54	BA	2727	A	C5-C6-N1	5.81	120.60	117.70
21	AA	1216	A	C4-C5-C6	-5.81	114.10	117.00
24	A3	49	C	N1-C2-O2	5.81	122.39	118.90
54	BA	45	G	O4'-C1'-N9	5.81	112.85	108.20
54	BA	2015	A	N1-C6-N6	-5.81	115.11	118.60
37	BO	15	ARG	NE-CZ-NH1	5.80	123.20	120.30
21	AA	465	A	C1'-O4'-C4'	-5.80	105.26	109.90
54	BA	1047	G	N1-C6-O6	-5.80	116.42	119.90
54	BA	1726	C	N3-C2-O2	-5.80	117.84	121.90
21	AA	54	C	N3-C2-O2	-5.80	117.84	121.90
21	AA	490	C	N3-C2-O2	-5.80	117.84	121.90
21	AA	1522	U	O4'-C1'-N1	5.80	112.84	108.20
54	BA	155	A	C5-C6-N1	5.80	120.60	117.70
54	BA	715	A	C4-C5-C6	-5.80	114.10	117.00
54	BA	2170	A	C4-C5-C6	-5.80	114.10	117.00
15	AP	70	ARG	NE-CZ-NH1	5.80	123.20	120.30
54	BA	140	C	N1-C2-O2	5.80	122.38	118.90
54	BA	182	A	C4-C5-C6	-5.80	114.10	117.00
54	BA	251	A	C4-C5-C6	-5.80	114.10	117.00
54	BA	1705	A	C5-C6-N1	5.80	120.60	117.70
54	BA	2726	A	C4-C5-C6	-5.80	114.10	117.00
55	BB	92	C	O4'-C1'-N1	5.80	112.84	108.20
21	AA	295	C	N3-C2-O2	-5.80	117.84	121.90
21	AA	307	C	N1-C2-O2	5.80	122.38	118.90
21	AA	363	A	C4-C5-C6	-5.80	114.10	117.00

Continued on next page...

Continued from previous page...

Mol	Chain	Res	Type	Atoms	Z	Observed(°)	Ideal(°)
54	BA	274	C	N3-C2-O2	-5.80	117.84	121.90
54	BA	2858	C	N1-C2-O2	5.80	122.38	118.90
54	BA	1773	A	C4-C5-C6	-5.79	114.10	117.00
21	AA	519	C	O4'-C1'-N1	5.79	112.84	108.20
21	AA	630	A	C4-C5-C6	-5.79	114.10	117.00
32	BJ	13	ARG	NE-CZ-NH1	5.79	123.20	120.30
54	BA	772	C	N3-C2-O2	-5.79	117.84	121.90
21	AA	430	A	C4-C5-C6	-5.79	114.10	117.00
22	A1	65	C	N3-C2-O2	-5.79	117.85	121.90
29	BG	2	ARG	NE-CZ-NH1	5.79	123.20	120.30
54	BA	1085	A	C4-C5-C6	-5.79	114.11	117.00
54	BA	1102	C	N3-C2-O2	-5.79	117.85	121.90
54	BA	1427	A	P-O3'-C3'	5.79	126.65	119.70
21	AA	300	A	C4-C5-C6	-5.79	114.11	117.00
21	AA	528	C	N3-C2-O2	-5.79	117.85	121.90
21	AA	647	C	N3-C2-O2	-5.79	117.85	121.90
54	BA	1347	A	C4-C5-C6	-5.79	114.11	117.00
54	BA	2539	C	O4'-C1'-N1	5.79	112.83	108.20
54	BA	2813	A	C4-C5-C6	-5.79	114.11	117.00
21	AA	347	G	P-O3'-C3'	5.79	126.64	119.70
54	BA	1699	G	C1'-O4'-C4'	-5.79	105.27	109.90
54	BA	158	U	O4'-C1'-N1	5.79	112.83	108.20
54	BA	1203	U	O4'-C1'-N1	5.79	112.83	108.20
54	BA	1459	G	N3-C4-C5	-5.79	125.71	128.60
54	BA	2164	C	O4'-C1'-N1	5.78	112.83	108.20
54	BA	2458	G	N3-C4-C5	-5.78	125.71	128.60
54	BA	19	A	C4-C5-C6	-5.78	114.11	117.00
54	BA	209	C	N3-C2-O2	-5.78	117.86	121.90
21	AA	919	A	C5-C6-N1	5.78	120.59	117.70
21	AA	1299	A	C4-C5-C6	-5.78	114.11	117.00
54	BA	1597	A	C4-C5-C6	-5.78	114.11	117.00
54	BA	1880	U	O4'-C1'-N1	5.78	112.82	108.20
54	BA	2163	A	C4-C5-C6	-5.78	114.11	117.00
54	BA	2902	C	N1-C2-O2	5.78	122.37	118.90
21	AA	116	A	C4-C5-C6	-5.78	114.11	117.00
45	BW	10	ARG	NE-CZ-NH2	5.78	123.19	120.30
54	BA	423	A	C4-C5-C6	-5.78	114.11	117.00
54	BA	1150	C	O4'-C1'-N1	5.78	112.82	108.20
44	BV	21	ARG	NE-CZ-NH1	5.77	123.19	120.30
54	BA	1122	G	N3-C2-N2	-5.77	115.86	119.90
54	BA	1153	C	N3-C2-O2	-5.77	117.86	121.90
54	BA	1720	U	O4'-C1'-N1	5.77	112.82	108.20

Continued on next page...

Continued from previous page...

Mol	Chain	Res	Type	Atoms	Z	Observed(°)	Ideal(°)
54	BA	2119	A	C4-C5-C6	-5.77	114.11	117.00
21	AA	101	A	C4-C5-C6	-5.77	114.11	117.00
21	AA	737	C	N3-C2-O2	-5.77	117.86	121.90
54	BA	453	A	C4-C5-C6	-5.77	114.11	117.00
54	BA	1275	A	C4-C5-C6	-5.77	114.11	117.00
54	BA	1384	A	C4-C5-C6	-5.77	114.11	117.00
54	BA	2654	A	C4-C5-C6	-5.77	114.12	117.00
21	AA	43	C	N3-C2-O2	-5.77	117.86	121.90
21	AA	266	G	N3-C4-C5	-5.77	125.72	128.60
21	AA	1360	A	C4-C5-C6	-5.77	114.12	117.00
54	BA	965	C	N3-C2-O2	-5.77	117.86	121.90
54	BA	1043	C	N3-C2-O2	-5.77	117.86	121.90
21	AA	132	C	C1'-O4'-C4'	-5.77	105.29	109.90
21	AA	919	A	C4-C5-C6	-5.77	114.12	117.00
21	AA	1378	C	O4'-C1'-N1	5.77	112.81	108.20
50	B1	43	ARG	NE-CZ-NH1	5.77	123.18	120.30
54	BA	2283	C	C4'-C3'-C2'	-5.77	96.83	102.60
54	BA	2388	A	C4-C5-C6	-5.77	114.12	117.00
54	BA	2662	A	C4-C5-C6	-5.77	114.12	117.00
54	BA	730	A	C4-C5-C6	-5.76	114.12	117.00
54	BA	1943	U	C3'-C2'-C1'	5.76	106.11	101.50
54	BA	1644	C	N3-C2-O2	-5.76	117.87	121.90
21	AA	1226	C	N1-C2-O2	5.76	122.36	118.90
54	BA	1531	C	N3-C2-O2	-5.76	117.87	121.90
54	BA	2761	A	C4-C5-C6	-5.76	114.12	117.00
21	AA	234	C	C1'-O4'-C4'	-5.76	105.29	109.90
21	AA	1019	A	C5-C6-N1	5.76	120.58	117.70
54	BA	624	C	N3-C2-O2	-5.76	117.87	121.90
54	BA	727	A	C4-C5-C6	-5.76	114.12	117.00
54	BA	1133	A	O4'-C1'-N9	5.76	112.81	108.20
54	BA	1385	A	C4-C5-C6	-5.76	114.12	117.00
54	BA	1637	A	C4-C5-C6	-5.76	114.12	117.00
54	BA	1985	C	N3-C2-O2	-5.76	117.87	121.90
54	BA	2260	C	N3-C2-O2	-5.76	117.87	121.90
21	AA	496	A	C1'-O4'-C4'	-5.76	105.29	109.90
21	AA	868	C	N3-C2-O2	-5.76	117.87	121.90
21	AA	1141	C	N3-C2-O2	-5.76	117.87	121.90
54	BA	1019	U	N3-C2-O2	-5.76	118.17	122.20
21	AA	1120	C	N3-C2-O2	-5.75	117.87	121.90
21	AA	260	G	N1-C6-O6	-5.75	116.45	119.90
54	BA	804	A	C4-C5-C6	-5.75	114.12	117.00
21	AA	937	A	C4-C5-C6	-5.75	114.12	117.00

Continued on next page...

Continued from previous page...

Mol	Chain	Res	Type	Atoms	Z	Observed(°)	Ideal(°)
54	BA	182	A	N1-C6-N6	-5.75	115.15	118.60
54	BA	244	A	C4-C5-C6	-5.75	114.12	117.00
54	BA	612	G	N1-C6-O6	-5.75	116.45	119.90
21	AA	187	G	O4'-C1'-N9	5.75	112.80	108.20
21	AA	23	C	N1-C2-O2	5.75	122.35	118.90
22	A1	11	C	N3-C2-O2	-5.75	117.88	121.90
54	BA	846	U	N3-C2-O2	-5.75	118.18	122.20
21	AA	221	C	N3-C2-O2	-5.75	117.88	121.90
21	AA	318	G	N1-C6-O6	-5.75	116.45	119.90
21	AA	1513	A	C4-C5-C6	-5.75	114.13	117.00
52	B3	44	ARG	NE-CZ-NH1	5.75	123.17	120.30
54	BA	203	A	C5-C6-N1	5.75	120.57	117.70
54	BA	1677	A	C4-C5-C6	-5.75	114.13	117.00
54	BA	1690	A	C4-C5-C6	-5.75	114.13	117.00
54	BA	2326	C	O4'-C1'-N1	5.75	112.80	108.20
21	AA	321	A	C5-C6-N1	5.75	120.57	117.70
21	AA	381	C	N1-C2-O2	5.75	122.35	118.90
21	AA	1256	A	C4-C5-C6	-5.75	114.13	117.00
21	AA	303	A	C4-C5-C6	-5.74	114.13	117.00
21	AA	525	C	N3-C2-O2	-5.74	117.88	121.90
54	BA	1527	G	N1-C6-O6	-5.74	116.45	119.90
21	AA	719	C	N1-C2-O2	5.74	122.34	118.90
54	BA	657	U	O4'-C1'-N1	5.74	112.79	108.20
21	AA	1440	U	N3-C2-O2	-5.74	118.18	122.20
55	BB	113	C	N3-C2-O2	-5.74	117.88	121.90
54	BA	2005	A	C4-C5-C6	-5.74	114.13	117.00
55	BB	93	C	N3-C2-O2	-5.74	117.88	121.90
21	AA	1367	C	N1-C2-O2	5.74	122.34	118.90
21	AA	1064	G	N3-C2-N2	-5.74	115.89	119.90
54	BA	776	G	N1-C6-O6	-5.74	116.46	119.90
54	BA	2855	C	N3-C2-O2	-5.74	117.89	121.90
54	BA	1210	G	N1-C6-O6	-5.73	116.46	119.90
54	BA	1451	C	N1-C2-O2	5.73	122.34	118.90
54	BA	1616	A	C4-C5-C6	-5.73	114.13	117.00
54	BA	2506	U	O4'-C1'-N1	5.73	112.79	108.20
6	AG	137	ARG	NE-CZ-NH2	-5.73	117.43	120.30
21	AA	559	A	C4-C5-C6	-5.73	114.13	117.00
26	BD	46	ARG	NE-CZ-NH1	5.73	123.17	120.30
54	BA	1575	C	N1-C2-O2	5.73	122.34	118.90
21	AA	782	A	C4-C5-C6	-5.73	114.14	117.00
21	AA	1112	C	N3-C2-O2	-5.73	117.89	121.90
54	BA	1526	C	O4'-C1'-N1	5.73	112.78	108.20

Continued on next page...

Continued from previous page...

Mol	Chain	Res	Type	Atoms	Z	Observed(°)	Ideal(°)
54	BA	1332	G	O4'-C1'-N9	5.73	112.78	108.20
1	AB	207	ARG	NE-CZ-NH1	5.73	123.16	120.30
21	AA	211	G	N1-C6-O6	-5.73	116.46	119.90
21	AA	687	A	C4-C5-C6	-5.73	114.14	117.00
21	AA	1412	C	N1-C2-O2	5.73	122.34	118.90
22	A1	6	A	C5-C6-N1	5.73	120.56	117.70
54	BA	242	G	O4'-C1'-N9	5.73	112.78	108.20
54	BA	492	A	C5-C6-N1	5.73	120.56	117.70
54	BA	892	A	C4-C5-C6	-5.73	114.14	117.00
54	BA	1362	C	O4'-C1'-N1	5.73	112.78	108.20
54	BA	1967	C	N3-C2-O2	-5.73	117.89	121.90
54	BA	2386	A	O4'-C1'-N9	5.73	112.78	108.20
54	BA	2716	C	N3-C2-O2	-5.73	117.89	121.90
23	A2	88	U	N3-C2-O2	-5.72	118.19	122.20
54	BA	1754	A	C4-C5-C6	-5.72	114.14	117.00
54	BA	2496	C	O4'-C1'-N1	5.72	112.78	108.20
54	BA	2425	A	C4-C5-C6	-5.72	114.14	117.00
55	BB	33	G	N3-C2-N2	-5.72	115.90	119.90
21	AA	795	C	N1-C2-O2	5.72	122.33	118.90
21	AA	1519	A	C4-C5-C6	-5.72	114.14	117.00
54	BA	492	A	N1-C6-N6	-5.72	115.17	118.60
54	BA	623	C	N3-C2-O2	-5.72	117.90	121.90
54	BA	1609	A	C5'-C4'-O4'	5.72	115.96	109.10
54	BA	1889	A	C4-C5-C6	-5.72	114.14	117.00
54	BA	2166	U	O4'-C1'-N1	5.72	112.77	108.20
21	AA	81	A	C4-C5-C6	-5.71	114.14	117.00
21	AA	164	G	N1-C6-O6	-5.71	116.47	119.90
21	AA	840	C	N3-C2-O2	-5.71	117.90	121.90
21	AA	1503	A	C4-C5-C6	-5.71	114.14	117.00
33	BK	98	ARG	NE-CZ-NH2	-5.71	117.44	120.30
54	BA	7	G	N1-C6-O6	-5.71	116.47	119.90
54	BA	1241	A	O4'-C1'-N9	5.71	112.77	108.20
54	BA	1791	A	C4-C5-C6	-5.71	114.14	117.00
24	A3	58	A	C4-C5-C6	-5.71	114.14	117.00
54	BA	38	A	C6-C5-N7	5.71	136.30	132.30
54	BA	465	G	N3-C2-N2	-5.71	115.90	119.90
42	BT	73	ARG	NE-CZ-NH2	5.71	123.16	120.30
54	BA	787	C	N1-C2-O2	5.71	122.33	118.90
54	BA	984	A	O4'-C1'-N9	5.71	112.77	108.20
54	BA	1409	U	O4'-C1'-N1	5.71	112.77	108.20
54	BA	2278	A	N1-C6-N6	-5.71	115.17	118.60
21	AA	849	G	N1-C6-O6	-5.71	116.47	119.90

Continued on next page...

Continued from previous page...

Mol	Chain	Res	Type	Atoms	Z	Observed(°)	Ideal(°)
21	AA	1217	C	N1-C2-O2	5.71	122.33	118.90
21	AA	783	C	N3-C2-O2	-5.71	117.90	121.90
21	AA	1409	C	N3-C2-O2	-5.71	117.90	121.90
54	BA	1144	A	C4-C5-C6	-5.71	114.14	117.00
54	BA	2044	C	O4'-C1'-N1	5.71	112.77	108.20
21	AA	364	A	C4-C5-C6	-5.71	114.15	117.00
21	AA	529	G	N1-C6-O6	-5.71	116.48	119.90
21	AA	1342	C	C5'-C4'-C3'	-5.71	106.87	116.00
54	BA	233	A	C4-C5-C6	-5.71	114.15	117.00
54	BA	249	C	P-O3'-C3'	5.71	126.55	119.70
54	BA	1353	A	C4-C5-C6	-5.71	114.15	117.00
54	BA	1518	C	N3-C2-O2	-5.71	117.91	121.90
54	BA	2385	C	N3-C2-O2	-5.71	117.91	121.90
21	AA	1534	A	C4-C5-C6	-5.70	114.15	117.00
21	AA	1071	C	N3-C2-O2	-5.70	117.91	121.90
21	AA	1468	A	C4-C5-C6	-5.70	114.15	117.00
54	BA	2382	G	C5'-C4'-O4'	5.70	115.94	109.10
21	AA	1302	C	N3-C2-O2	-5.70	117.91	121.90
54	BA	1893	C	N3-C2-O2	-5.70	117.91	121.90
21	AA	1494	G	N1-C6-O6	-5.70	116.48	119.90
24	A3	9	G	N3-C4-C5	-5.70	125.75	128.60
54	BA	2215	C	O4'-C1'-N1	5.70	112.76	108.20
55	BB	78	A	C6-C5-N7	5.69	136.29	132.30
21	AA	901	A	C4-C5-C6	-5.69	114.15	117.00
54	BA	192	C	O4'-C1'-N1	5.69	112.75	108.20
54	BA	2137	U	O4'-C1'-N1	5.69	112.75	108.20
54	BA	2200	C	N3-C2-O2	-5.69	117.92	121.90
54	BA	2443	C	N3-C2-O2	-5.69	117.92	121.90
54	BA	2809	A	C4-C5-C6	-5.69	114.15	117.00
21	AA	816	A	C4-C5-C6	-5.69	114.15	117.00
54	BA	632	A	C4-C5-C6	-5.69	114.15	117.00
54	BA	2356	U	C5'-C4'-O4'	5.69	115.93	109.10
21	AA	1322	C	N3-C2-O2	-5.69	117.92	121.90
54	BA	269	C	N3-C2-O2	-5.69	117.92	121.90
54	BA	2063	C	N1-C2-O2	5.69	122.31	118.90
54	BA	2206	C	N3-C2-O2	-5.69	117.92	121.90
15	AP	28	ARG	NE-CZ-NH2	-5.69	117.46	120.30
54	BA	896	A	C4-C5-C6	-5.69	114.16	117.00
54	BA	1133	A	C4-C5-C6	-5.69	114.16	117.00
54	BA	1286	A	N1-C6-N6	-5.69	115.19	118.60
54	BA	1800	C	N1-C2-O2	5.69	122.31	118.90
54	BA	1803	A	C4-C5-C6	-5.69	114.16	117.00

Continued on next page...

Continued from previous page...

Mol	Chain	Res	Type	Atoms	Z	Observed(°)	Ideal(°)
54	BA	2736	A	C4-C5-C6	-5.69	114.16	117.00
21	AA	1280	A	C4-C5-C6	-5.68	114.16	117.00
54	BA	275	C	N1-C2-O2	5.68	122.31	118.90
54	BA	1464	G	N1-C6-O6	-5.68	116.49	119.90
54	BA	1732	C	N1-C2-O2	5.68	122.31	118.90
54	BA	1757	A	C4-C5-C6	-5.68	114.16	117.00
54	BA	2184	A	C4-C5-C6	-5.68	114.16	117.00
21	AA	1446	A	O4'-C1'-N9	5.68	112.75	108.20
24	A3	38	A	C4-C5-C6	-5.68	114.16	117.00
54	BA	1632	A	C4-C5-C6	-5.68	114.16	117.00
54	BA	2150	C	N1-C2-O2	5.68	122.31	118.90
54	BA	2241	A	C5-C6-N1	5.68	120.54	117.70
54	BA	137	U	O4'-C1'-N1	5.68	112.75	108.20
54	BA	1605	C	O4'-C1'-N1	5.68	112.75	108.20
21	AA	309	A	C4-C5-C6	-5.68	114.16	117.00
21	AA	553	A	C4-C5-C6	-5.68	114.16	117.00
22	A1	47	U	N3-C2-O2	-5.68	118.22	122.20
54	BA	1311	G	O4'-C1'-N9	5.68	112.74	108.20
55	BB	5	U	O4'-C1'-N1	5.68	112.74	108.20
54	BA	2655	G	O4'-C1'-N9	5.68	112.74	108.20
15	AP	25	ARG	NE-CZ-NH2	-5.68	117.46	120.30
21	AA	806	C	N3-C2-O2	-5.68	117.93	121.90
21	AA	814	A	C4-C5-C6	-5.68	114.16	117.00
54	BA	860	U	O4'-C1'-N1	5.68	112.74	108.20
54	BA	950	G	N1-C6-O6	-5.68	116.49	119.90
54	BA	1338	G	C5'-C4'-O4'	5.68	115.91	109.10
54	BA	2247	A	C4-C5-C6	-5.68	114.16	117.00
21	AA	107	G	C5-C6-N1	5.67	114.34	111.50
54	BA	1354	A	C4-C5-C6	-5.67	114.16	117.00
54	BA	1595	C	N1-C2-O2	5.67	122.30	118.90
54	BA	2695	U	O4'-C1'-N1	5.67	112.74	108.20
54	BA	2848	G	O4'-C1'-N9	5.67	112.74	108.20
3	AD	62	ARG	NE-CZ-NH1	5.67	123.14	120.30
21	AA	1450	U	N3-C2-O2	-5.67	118.23	122.20
21	AA	465	A	C4-C5-C6	-5.67	114.16	117.00
54	BA	37	C	O4'-C1'-N1	5.67	112.74	108.20
54	BA	439	A	C6-C5-N7	5.67	136.27	132.30
54	BA	2538	C	O4'-C1'-N1	5.67	112.74	108.20
54	BA	2776	A	P-O3'-C3'	5.67	126.51	119.70
54	BA	31	C	N3-C2-O2	-5.67	117.93	121.90
54	BA	96	C	N1-C2-O2	5.67	122.30	118.90
54	BA	546	U	N3-C2-O2	-5.67	118.23	122.20

Continued on next page...

Continued from previous page...

Mol	Chain	Res	Type	Atoms	Z	Observed(°)	Ideal(°)
56	B5	53	ARG	NE-CZ-NH1	5.67	123.14	120.30
14	AO	83	ARG	NE-CZ-NH1	5.67	123.13	120.30
21	AA	412	A	C4-C5-C6	-5.67	114.17	117.00
47	BY	52	ARG	NE-CZ-NH1	5.67	123.13	120.30
54	BA	669	G	O4'-C1'-N9	5.67	112.74	108.20
54	BA	2168	G	O4'-C1'-N9	5.67	112.73	108.20
54	BA	2241	A	C6-C5-N7	5.67	136.27	132.30
54	BA	332	A	C4-C5-C6	-5.67	114.17	117.00
54	BA	1572	A	N1-C6-N6	-5.67	115.20	118.60
54	BA	2560	A	N1-C6-N6	-5.67	115.20	118.60
21	AA	1388	C	N3-C2-O2	-5.67	117.93	121.90
21	AA	1492	A	C4-C5-C6	-5.67	114.17	117.00
54	BA	1011	G	N1-C6-O6	-5.67	116.50	119.90
9	AJ	62	ARG	NE-CZ-NH1	5.66	123.13	120.30
54	BA	897	C	N3-C2-O2	-5.66	117.94	121.90
54	BA	1151	A	C4-C5-C6	-5.66	114.17	117.00
21	AA	352	C	N3-C2-O2	-5.66	117.94	121.90
21	AA	469	C	N3-C2-O2	-5.66	117.94	121.90
54	BA	1824	G	N1-C6-O6	-5.66	116.50	119.90
21	AA	1437	A	C4-C5-C6	-5.66	114.17	117.00
21	AA	918	A	C5-C6-N1	5.66	120.53	117.70
54	BA	34	U	O4'-C1'-N1	5.66	112.72	108.20
54	BA	789	A	C4-C5-C6	-5.66	114.17	117.00
54	BA	2676	C	N1-C2-O2	5.66	122.29	118.90
21	AA	1252	A	N1-C6-N6	-5.65	115.21	118.60
54	BA	1478	G	O4'-C1'-N9	5.65	112.72	108.20
54	BA	2559	C	N3-C2-O2	-5.65	117.94	121.90
21	AA	67	C	N1-C2-O2	5.65	122.29	118.90
21	AA	1275	A	C4-C5-C6	-5.65	114.17	117.00
21	AA	1282	C	N3-C2-O2	-5.65	117.94	121.90
21	AA	1287	A	C6-C5-N7	5.65	136.26	132.30
24	A3	18	U	N3-C2-O2	-5.65	118.24	122.20
54	BA	556	A	C4-C5-C6	-5.65	114.17	117.00
54	BA	1952	A	C3'-C2'-C1'	5.65	106.02	101.50
54	BA	2352	A	C4-C5-C6	-5.65	114.17	117.00
21	AA	642	A	C5-C6-N1	5.65	120.53	117.70
21	AA	896	C	N3-C2-O2	-5.65	117.94	121.90
21	AA	1196	A	C4-C5-C6	-5.65	114.17	117.00
54	BA	2566	A	C4-C5-C6	-5.65	114.17	117.00
21	AA	163	C	N3-C2-O2	-5.65	117.95	121.90
21	AA	1207	G	N1-C6-O6	-5.65	116.51	119.90
21	AA	1419	G	N1-C6-O6	-5.65	116.51	119.90

Continued on next page...

Continued from previous page...

Mol	Chain	Res	Type	Atoms	Z	Observed(°)	Ideal(°)
21	AA	792	A	C4-C5-C6	-5.65	114.18	117.00
54	BA	334	C	O4'-C1'-N1	5.65	112.72	108.20
54	BA	743	A	C4-C5-C6	-5.65	114.18	117.00
54	BA	1955	U	O4'-C1'-N1	5.65	112.72	108.20
54	BA	2444	G	N1-C6-O6	-5.65	116.51	119.90
21	AA	208	U	N3-C2-O2	-5.64	118.25	122.20
21	AA	844	G	N1-C6-O6	-5.64	116.51	119.90
54	BA	210	C	N3-C2-O2	-5.64	117.95	121.90
33	BK	17	ARG	NE-CZ-NH1	5.64	123.12	120.30
54	BA	1576	U	O4'-C1'-N1	5.64	112.71	108.20
54	BA	1808	A	O4'-C1'-N9	5.64	112.72	108.20
54	BA	2268	A	C4-C5-C6	-5.64	114.18	117.00
39	BQ	69	ARG	NE-CZ-NH1	5.64	123.12	120.30
54	BA	102	U	N3-C2-O2	-5.64	118.25	122.20
21	AA	114	U	O4'-C1'-N1	5.64	112.71	108.20
21	AA	411	A	C4-C5-C6	-5.64	114.18	117.00
21	AA	962	C	O4'-C1'-N1	5.64	112.71	108.20
54	BA	643	A	C4-C5-C6	-5.64	114.18	117.00
54	BA	1489	C	O4'-C1'-N1	5.64	112.71	108.20
54	BA	2704	C	O4'-C1'-N1	5.64	112.71	108.20
54	BA	1046	A	C4-C5-C6	-5.64	114.18	117.00
21	AA	342	C	N3-C4-C5	5.63	124.15	121.90
21	AA	422	C	N1-C2-O2	5.63	122.28	118.90
54	BA	196	A	C4-C5-C6	-5.63	114.18	117.00
54	BA	757	G	N1-C6-O6	-5.63	116.52	119.90
54	BA	1103	A	C4-C5-C6	-5.63	114.18	117.00
25	BC	62	ARG	NE-CZ-NH1	5.63	123.12	120.30
54	BA	547	A	C4-C5-C6	-5.63	114.18	117.00
54	BA	2440	C	N3-C2-O2	-5.63	117.96	121.90
54	BA	2868	A	C4-C5-C6	-5.63	114.18	117.00
5	AF	44	ARG	NE-CZ-NH1	5.63	123.12	120.30
21	AA	503	C	N3-C2-O2	-5.63	117.96	121.90
54	BA	994	C	N3-C2-O2	-5.63	117.96	121.90
54	BA	1815	A	C4-C5-C6	-5.63	114.18	117.00
54	BA	2748	A	C4-C5-C6	-5.63	114.18	117.00
54	BA	150	U	O4'-C1'-N1	5.63	112.70	108.20
54	BA	447	A	N1-C6-N6	-5.63	115.22	118.60
54	BA	2590	A	C4-C5-C6	-5.63	114.19	117.00
21	AA	265	G	N1-C6-O6	-5.63	116.52	119.90
21	AA	563	A	C4-C5-C6	-5.63	114.19	117.00
21	AA	923	A	C4-C5-C6	-5.63	114.19	117.00
21	AA	943	U	O4'-C1'-N1	5.63	112.70	108.20

Continued on next page...

Continued from previous page...

Mol	Chain	Res	Type	Atoms	Z	Observed(°)	Ideal(°)
54	BA	2631	G	N1-C6-O6	-5.63	116.52	119.90
54	BA	2636	C	O4'-C1'-N1	5.63	112.70	108.20
54	BA	1351	C	O4'-C1'-N1	5.63	112.70	108.20
54	BA	1972	G	O4'-C1'-N9	5.63	112.70	108.20
54	BA	1990	C	N1-C2-O2	5.63	122.28	118.90
21	AA	69	G	N1-C6-O6	-5.62	116.53	119.90
21	AA	1075	U	O4'-C1'-N1	5.62	112.70	108.20
21	AA	1128	C	N1-C2-O2	5.62	122.27	118.90
21	AA	1427	C	N1-C2-O2	5.62	122.28	118.90
54	BA	378	C	N3-C2-O2	-5.62	117.96	121.90
54	BA	444	C	N3-C2-O2	-5.62	117.96	121.90
21	AA	579	A	C4-C5-C6	-5.62	114.19	117.00
54	BA	957	C	N3-C4-N4	-5.62	114.07	118.00
54	BA	1075	C	N3-C2-O2	-5.62	117.97	121.90
54	BA	1714	U	N3-C2-O2	-5.62	118.27	122.20
3	AD	110	ARG	NE-CZ-NH1	5.62	123.11	120.30
21	AA	492	C	C3'-C2'-C1'	5.62	105.99	101.50
22	A1	14	A	C4-C5-C6	-5.62	114.19	117.00
54	BA	1870	C	N1-C2-O2	5.62	122.27	118.90
54	BA	2137	U	N3-C2-O2	-5.62	118.27	122.20
54	BA	2519	U	O4'-C1'-N1	5.62	112.69	108.20
22	A1	76	A	C4-C5-C6	-5.62	114.19	117.00
54	BA	2596	U	O4'-C1'-N1	5.62	112.69	108.20
21	AA	1352	C	N1-C2-O2	5.62	122.27	118.90
32	BJ	120	ARG	NE-CZ-NH2	-5.62	117.49	120.30
54	BA	1253	A	C4-C5-C6	-5.62	114.19	117.00
54	BA	1287	A	C4-C5-C6	-5.62	114.19	117.00
54	BA	1646	C	O4'-C1'-N1	5.62	112.69	108.20
13	AN	9	ARG	NE-CZ-NH1	5.61	123.11	120.30
21	AA	890	G	O4'-C1'-N9	5.61	112.69	108.20
28	BF	70	ARG	NE-CZ-NH2	-5.61	117.49	120.30
40	BR	21	ARG	NE-CZ-NH1	5.61	123.11	120.30
54	BA	198	C	N3-C2-O2	-5.61	117.97	121.90
54	BA	565	C	N3-C2-O2	-5.61	117.97	121.90
54	BA	1244	A	C4-C5-C6	-5.61	114.19	117.00
54	BA	1545	A	C4-C5-C6	-5.61	114.19	117.00
54	BA	1674	G	C3'-C2'-C1'	5.61	105.99	101.50
54	BA	1725	U	C5'-C4'-O4'	5.61	115.84	109.10
54	BA	1991	U	N3-C2-O2	-5.61	118.27	122.20
54	BA	2030	A	C4-C5-C6	-5.61	114.19	117.00
54	BA	2066	C	N3-C2-O2	-5.61	117.97	121.90
12	AM	100	ARG	NE-CZ-NH1	5.61	123.11	120.30

Continued on next page...

Continued from previous page...

Mol	Chain	Res	Type	Atoms	Z	Observed(°)	Ideal(°)
54	BA	988	A	C6-C5-N7	5.61	136.23	132.30
54	BA	1431	A	O4'-C1'-N9	5.61	112.69	108.20
54	BA	1745	A	C4-C5-C6	-5.61	114.19	117.00
54	BA	2501	C	N3-C2-O2	-5.61	117.97	121.90
21	AA	1157	A	C4-C5-C6	-5.61	114.20	117.00
46	BX	73	ARG	NE-CZ-NH1	5.61	123.11	120.30
54	BA	1395	A	O4'-C1'-N9	5.61	112.69	108.20
21	AA	756	C	N1-C2-O2	5.61	122.26	118.90
21	AA	1404	C	N1-C2-O2	5.61	122.27	118.90
54	BA	78	U	O4'-C1'-N1	5.61	112.69	108.20
54	BA	1010	A	N1-C6-N6	-5.61	115.24	118.60
54	BA	1057	A	C4-C5-C6	-5.61	114.20	117.00
54	BA	2704	C	N3-C2-O2	-5.61	117.97	121.90
54	BA	2780	G	O4'-C1'-N9	5.61	112.69	108.20
54	BA	735	A	C4-C5-C6	-5.61	114.20	117.00
54	BA	1652	A	C4-C5-C6	-5.61	114.20	117.00
21	AA	1452	C	N1-C2-O2	5.60	122.26	118.90
54	BA	1298	C	N1-C2-O2	5.60	122.26	118.90
54	BA	1499	C	O4'-C1'-N1	5.60	112.68	108.20
54	BA	2778	A	C4-C5-C6	-5.60	114.20	117.00
21	AA	47	C	N1-C2-O2	5.60	122.26	118.90
21	AA	623	C	N3-C2-O2	-5.60	117.98	121.90
54	BA	181	A	C6-C5-N7	5.60	136.22	132.30
54	BA	679	C	N3-C2-O2	-5.60	117.98	121.90
54	BA	1086	A	C4-C5-C6	-5.60	114.20	117.00
54	BA	1191	G	N1-C6-O6	-5.60	116.54	119.90
54	BA	1764	C	C3'-C2'-C1'	5.60	105.98	101.50
54	BA	2065	C	N1-C2-O2	5.60	122.26	118.90
54	BA	2810	A	C4-C5-C6	-5.60	114.20	117.00
54	BA	91	A	C4-C5-C6	-5.60	114.20	117.00
54	BA	726	G	N1-C6-O6	-5.60	116.54	119.90
54	BA	752	A	C4-C5-C6	-5.60	114.20	117.00
54	BA	800	A	C4-C5-C6	-5.60	114.20	117.00
18	AS	80	ARG	NE-CZ-NH1	5.60	123.10	120.30
54	BA	2453	A	C4-C5-C6	-5.60	114.20	117.00
54	BA	2787	C	N3-C2-O2	-5.60	117.98	121.90
11	AL	13	ARG	NE-CZ-NH1	5.59	123.10	120.30
54	BA	614	A	C4-C5-C6	-5.59	114.20	117.00
54	BA	2021	C	N1-C2-O2	5.59	122.26	118.90
54	BA	2696	U	O4'-C1'-N1	5.59	112.68	108.20
54	BA	2790	U	N3-C2-O2	-5.59	118.28	122.20
54	BA	2637	U	O4'-C1'-N1	5.59	112.67	108.20

Continued on next page...

Continued from previous page...

Mol	Chain	Res	Type	Atoms	Z	Observed(°)	Ideal(°)
12	AM	106	ARG	CA-C-N	5.59	129.50	117.20
24	A3	47	G	C1'-O4'-C4'	-5.59	105.43	109.90
28	BF	132	ARG	NE-CZ-NH1	5.59	123.09	120.30
54	BA	216	A	C5-C6-N1	5.59	120.50	117.70
54	BA	746	U	O4'-C1'-N1	5.59	112.67	108.20
54	BA	1262	A	O4'-C1'-N9	5.59	112.67	108.20
54	BA	2420	C	N3-C2-O2	-5.59	117.99	121.90
54	BA	2627	G	O4'-C1'-N9	5.59	112.67	108.20
55	BB	83	G	N1-C6-O6	-5.59	116.55	119.90
21	AA	5	U	N3-C2-O2	-5.59	118.29	122.20
21	AA	882	C	O4'-C1'-N1	5.59	112.67	108.20
54	BA	793	A	C6-C5-N7	5.59	136.21	132.30
54	BA	2579	C	N3-C2-O2	-5.59	117.99	121.90
22	A1	30	C	N3-C2-O2	-5.59	117.99	121.90
38	BP	87	ARG	NE-CZ-NH1	5.59	123.09	120.30
54	BA	2760	C	N3-C2-O2	-5.59	117.99	121.90
28	BF	149	ARG	NE-CZ-NH2	-5.58	117.51	120.30
54	BA	89	A	C4-C5-C6	-5.58	114.21	117.00
54	BA	694	U	O4'-C1'-N1	5.58	112.67	108.20
54	BA	1054	A	O4'-C1'-N9	5.58	112.67	108.20
54	BA	2678	C	N3-C2-O2	-5.58	117.99	121.90
21	AA	595	A	C4-C5-C6	-5.58	114.21	117.00
21	AA	1344	C	N1-C2-O2	5.58	122.25	118.90
54	BA	403	U	O4'-C1'-N1	5.58	112.67	108.20
54	BA	791	C	O4'-C1'-N1	5.58	112.67	108.20
54	BA	1129	A	C4-C5-C6	-5.58	114.21	117.00
54	BA	1372	U	O4'-C1'-N1	5.58	112.67	108.20
54	BA	1552	A	C2-N3-C4	5.58	113.39	110.60
54	BA	1558	C	N3-C2-O2	-5.58	117.99	121.90
22	A1	61	C	N3-C4-C5	5.58	124.13	121.90
54	BA	1896	G	N1-C6-O6	-5.58	116.55	119.90
15	AP	51	ARG	NE-CZ-NH1	5.58	123.09	120.30
21	AA	1493	A	C4-C5-C6	-5.58	114.21	117.00
54	BA	927	A	C6-C5-N7	5.58	136.21	132.30
54	BA	2427	C	O4'-C1'-N1	5.58	112.66	108.20
20	AU	46	ARG	NE-CZ-NH1	5.57	123.09	120.30
21	AA	578	C	N3-C4-N4	-5.57	114.10	118.00
54	BA	138	U	O4'-C1'-N1	5.57	112.66	108.20
54	BA	1686	C	O4'-C1'-N1	5.57	112.66	108.20
54	BA	2657	A	C4-C5-C6	-5.57	114.21	117.00
21	AA	938	A	O4'-C1'-N9	5.57	112.66	108.20
54	BA	2090	A	C4-C5-C6	-5.57	114.22	117.00

Continued on next page...

Continued from previous page...

Mol	Chain	Res	Type	Atoms	Z	Observed(°)	Ideal(°)
54	BA	2886	A	C4-C5-C6	-5.57	114.21	117.00
21	AA	200	G	O4'-C1'-N9	5.57	112.65	108.20
21	AA	610	U	N3-C2-O2	-5.57	118.30	122.20
21	AA	728	A	C4-C5-C6	-5.57	114.22	117.00
54	BA	888	C	O4'-C1'-N1	5.57	112.65	108.20
54	BA	1959	G	N1-C6-O6	-5.57	116.56	119.90
54	BA	2512	C	O4'-C1'-N1	5.57	112.65	108.20
54	BA	2745	C	N1-C2-O2	5.57	122.24	118.90
55	BB	60	C	N3-C2-O2	-5.57	118.00	121.90
6	AG	101	ARG	CD-NE-CZ	5.57	131.39	123.60
17	AR	56	ARG	NE-CZ-NH1	5.57	123.08	120.30
21	AA	1111	A	C4-C5-C6	-5.56	114.22	117.00
54	BA	633	A	N1-C6-N6	-5.56	115.26	118.60
55	BB	62	C	N3-C2-O2	-5.56	118.00	121.90
54	BA	765	C	N1-C2-O2	5.56	122.24	118.90
54	BA	837	C	N3-C2-O2	-5.56	118.01	121.90
54	BA	1508	A	C4-C5-C6	-5.56	114.22	117.00
54	BA	1513	U	N3-C2-O2	-5.56	118.31	122.20
54	BA	2860	A	C4-C5-C6	-5.56	114.22	117.00
54	BA	277	G	N3-C4-C5	-5.56	125.82	128.60
54	BA	581	C	N3-C2-O2	-5.56	118.01	121.90
54	BA	1322	A	C6-C5-N7	5.56	136.19	132.30
54	BA	2808	G	O4'-C1'-N9	5.56	112.65	108.20
54	BA	2853	C	N3-C2-O2	-5.56	118.01	121.90
21	AA	335	C	C5'-C4'-C3'	-5.56	107.11	116.00
24	A3	71	G	N1-C6-O6	-5.56	116.56	119.90
54	BA	615	U	O4'-C1'-N1	5.56	112.65	108.20
54	BA	2867	G	N3-C4-C5	-5.56	125.82	128.60
21	AA	1042	A	C4-C5-C6	-5.56	114.22	117.00
23	A2	91	A	O4'-C1'-N9	5.56	112.65	108.20
54	BA	732	C	N3-C2-O2	-5.56	118.01	121.90
39	BQ	54	ARG	NE-CZ-NH1	5.56	123.08	120.30
54	BA	667	U	O4'-C1'-N1	5.56	112.64	108.20
54	BA	1214	A	C4-C5-C6	-5.56	114.22	117.00
54	BA	1373	A	C4-C5-C6	-5.55	114.22	117.00
55	BB	51	G	C1'-O4'-C4'	-5.55	105.46	109.90
54	BA	968	C	N1-C2-O2	5.55	122.23	118.90
54	BA	2632	A	C6-C5-N7	5.55	136.19	132.30
21	AA	325	A	C4-C5-C6	-5.55	114.22	117.00
21	AA	1039	G	N1-C6-O6	-5.55	116.57	119.90
54	BA	18	U	O4'-C1'-N1	5.55	112.64	108.20
54	BA	816	C	N3-C2-O2	-5.55	118.01	121.90

Continued on next page...

Continued from previous page...

Mol	Chain	Res	Type	Atoms	Z	Observed(°)	Ideal(°)
54	BA	1090	A	C4-C5-C6	-5.55	114.22	117.00
54	BA	2022	U	O4'-C1'-N1	5.55	112.64	108.20
21	AA	463	U	N3-C2-O2	-5.55	118.32	122.20
21	AA	722	G	N1-C6-O6	-5.55	116.57	119.90
54	BA	973	A	C4-C5-C6	-5.55	114.22	117.00
54	BA	1989	G	N3-C2-N2	-5.55	116.02	119.90
22	A1	35	A	C4-C5-C6	-5.55	114.23	117.00
54	BA	532	A	C4-C5-C6	-5.55	114.23	117.00
54	BA	1666	G	N1-C6-O6	-5.54	116.57	119.90
54	BA	1912	A	C4-C5-C6	-5.54	114.23	117.00
8	AI	17	ARG	NE-CZ-NH1	5.54	123.07	120.30
21	AA	1208	C	N3-C2-O2	-5.54	118.02	121.90
21	AA	124	C	N3-C2-O2	-5.54	118.02	121.90
54	BA	1925	C	N3-C2-O2	-5.54	118.02	121.90
54	BA	2476	A	C4-C5-C6	-5.54	114.23	117.00
21	AA	498	A	C4-C5-C6	-5.54	114.23	117.00
54	BA	893	C	N1-C2-O2	5.54	122.22	118.90
54	BA	2503	A	C4-C5-C6	-5.54	114.23	117.00
54	BA	2738	A	C6-C5-N7	5.54	136.18	132.30
21	AA	1018	G	O4'-C1'-N9	5.54	112.63	108.20
54	BA	22	C	O4'-C1'-N1	5.54	112.63	108.20
54	BA	1405	U	O4'-C1'-N1	5.54	112.63	108.20
54	BA	280	U	N3-C2-O2	-5.54	118.32	122.20
54	BA	1140	C	N3-C2-O2	-5.54	118.02	121.90
21	AA	109	A	C4-C5-C6	-5.54	114.23	117.00
21	AA	178	C	N1-C2-O2	5.54	122.22	118.90
21	AA	414	A	C4-C5-C6	-5.54	114.23	117.00
22	A1	20	G	O4'-C1'-N9	5.54	112.63	108.20
24	A3	7	G	O4'-C1'-N9	5.54	112.63	108.20
54	BA	336	C	O4'-C1'-N1	5.54	112.63	108.20
54	BA	791	C	C1'-O4'-C4'	-5.54	105.47	109.90
54	BA	1708	C	N1-C2-O2	5.54	122.22	118.90
21	AA	1279	G	N3-C4-C5	-5.53	125.83	128.60
54	BA	910	A	C4-C5-C6	-5.53	114.23	117.00
54	BA	2518	A	C4-C5-C6	-5.53	114.23	117.00
21	AA	251	G	N3-C4-C5	-5.53	125.83	128.60
21	AA	631	C	N3-C2-O2	-5.53	118.03	121.90
15	AP	14	ARG	NE-CZ-NH2	-5.53	117.53	120.30
21	AA	737	C	O4'-C1'-N1	5.53	112.62	108.20
21	AA	793	U	O4'-C1'-N1	5.53	112.62	108.20
54	BA	672	C	N3-C2-O2	-5.53	118.03	121.90
54	BA	736	C	N3-C2-O2	-5.53	118.03	121.90

Continued on next page...

Continued from previous page...

Mol	Chain	Res	Type	Atoms	Z	Observed(°)	Ideal(°)
54	BA	2198	A	C4-C5-C6	-5.53	114.23	117.00
21	AA	402	G	N1-C6-O6	-5.53	116.58	119.90
21	AA	1021	A	C4-C5-C6	-5.53	114.24	117.00
24	A3	36	A	C4-C5-C6	-5.53	114.24	117.00
54	BA	38	A	O4'-C1'-N9	5.53	112.62	108.20
54	BA	1084	A	C4-C5-C6	-5.53	114.23	117.00
54	BA	1196	C	N1-C2-O2	5.53	122.22	118.90
1	AB	138	ARG	NE-CZ-NH1	5.53	123.06	120.30
21	AA	705	G	N1-C6-O6	-5.53	116.58	119.90
21	AA	865	A	C4-C5-C6	-5.53	114.24	117.00
54	BA	1020	A	C4-C5-C6	-5.53	114.24	117.00
54	BA	1237	A	C4-C5-C6	-5.53	114.24	117.00
56	B5	134	ARG	NE-CZ-NH2	-5.53	117.54	120.30
21	AA	1269	A	C4-C5-C6	-5.53	114.24	117.00
21	AA	1446	A	C4-C5-C6	-5.53	114.24	117.00
54	BA	1072	C	N1-C2-O2	5.53	122.22	118.90
54	BA	1369	G	N1-C6-O6	-5.53	116.58	119.90
21	AA	1136	C	N1-C2-O2	5.52	122.21	118.90
28	BF	114	ARG	NE-CZ-NH1	5.52	123.06	120.30
54	BA	1189	A	C5-C6-N1	5.52	120.46	117.70
54	BA	2374	C	C5'-C4'-O4'	5.52	115.73	109.10
21	AA	87	C	N1-C2-O2	5.52	122.21	118.90
54	BA	176	A	C4-C5-C6	-5.52	114.24	117.00
54	BA	830	G	O4'-C1'-N9	5.52	112.62	108.20
54	BA	888	C	N1-C2-O2	5.52	122.21	118.90
21	AA	1396	A	C6-C5-N7	5.52	136.16	132.30
21	AA	427	U	N3-C2-O2	-5.52	118.34	122.20
21	AA	912	C	N1-C2-O2	5.52	122.21	118.90
37	BO	13	ARG	NE-CZ-NH1	5.52	123.06	120.30
54	BA	1698	A	C4-C5-C6	-5.52	114.24	117.00
54	BA	2558	C	N3-C2-O2	-5.52	118.04	121.90
54	BA	2682	A	C4-C5-C6	-5.52	114.24	117.00
21	AA	83	C	N1-C2-O2	5.52	122.21	118.90
21	AA	418	C	N3-C2-O2	-5.52	118.04	121.90
21	AA	1379	G	N1-C6-O6	-5.52	116.59	119.90
54	BA	364	C	N1-C2-O2	5.52	122.21	118.90
54	BA	2420	C	O4'-C1'-N1	5.52	112.61	108.20
21	AA	802	A	C4-C5-C6	-5.52	114.24	117.00
54	BA	516	C	N3-C2-O2	-5.52	118.04	121.90
54	BA	1742	U	O4'-C1'-N1	5.52	112.61	108.20
54	BA	2435	A	O4'-C1'-N9	5.52	112.61	108.20
21	AA	961	U	N3-C2-O2	-5.51	118.34	122.20

Continued on next page...

Continued from previous page...

Mol	Chain	Res	Type	Atoms	Z	Observed(°)	Ideal(°)
54	BA	863	A	N1-C6-N6	-5.51	115.29	118.60
54	BA	1866	A	C4-C5-C6	-5.51	114.24	117.00
54	BA	1888	G	N3-C4-C5	-5.51	125.84	128.60
54	BA	2609	U	N1-C2-N3	5.51	118.21	114.90
39	BQ	63	ARG	NE-CZ-NH1	5.51	123.06	120.30
21	AA	107	G	N1-C6-O6	-5.51	116.59	119.90
54	BA	751	A	C4-C5-C6	-5.51	114.24	117.00
54	BA	1685	C	O4'-C1'-N1	5.51	112.61	108.20
54	BA	2667	C	N1-C2-O2	5.51	122.21	118.90
21	AA	193	C	N1-C2-O2	5.51	122.20	118.90
21	AA	513	C	N1-C2-O2	5.51	122.21	118.90
21	AA	833	G	O4'-C1'-N9	5.51	112.61	108.20
54	BA	323	C	O4'-C1'-N1	5.51	112.61	108.20
55	BB	49	C	N3-C2-O2	-5.51	118.04	121.90
54	BA	2042	A	C4-C5-C6	-5.51	114.25	117.00
1	AB	107	ARG	NE-CZ-NH1	5.51	123.05	120.30
21	AA	210	C	N1-C2-O2	5.51	122.20	118.90
21	AA	334	C	N3-C2-O2	-5.51	118.05	121.90
21	AA	881	G	O4'-C1'-N9	5.51	112.61	108.20
21	AA	1172	C	N3-C2-O2	-5.51	118.05	121.90
54	BA	13	A	C4-C5-C6	-5.51	114.25	117.00
54	BA	821	A	O4'-C1'-N9	5.51	112.61	108.20
54	BA	2338	C	N3-C2-O2	-5.51	118.05	121.90
21	AA	483	C	N3-C2-O2	-5.50	118.05	121.90
37	BO	33	ARG	NE-CZ-NH2	5.50	123.05	120.30
54	BA	1195	G	C4'-C3'-C2'	-5.50	97.09	102.60
21	AA	212	G	C1'-O4'-C4'	-5.50	105.50	109.90
21	AA	415	A	C4-C5-C6	-5.50	114.25	117.00
54	BA	155	A	C4-C5-C6	-5.50	114.25	117.00
54	BA	503	A	C4-C5-C6	-5.50	114.25	117.00
54	BA	753	A	C4-C5-C6	-5.50	114.25	117.00
54	BA	1156	A	C4-C5-C6	-5.50	114.25	117.00
54	BA	2480	C	O4'-C1'-N1	5.50	112.60	108.20
45	BW	53	GLY	C-N-CA	5.50	135.45	121.70
54	BA	1979	U	O4'-C1'-N1	5.50	112.60	108.20
54	BA	2815	C	N1-C2-O2	5.50	122.20	118.90
21	AA	1170	A	C4-C5-C6	-5.50	114.25	117.00
54	BA	1437	C	O4'-C1'-N1	5.50	112.60	108.20
54	BA	1717	A	C4-C5-C6	-5.50	114.25	117.00
54	BA	2683	C	N3-C2-O2	-5.50	118.05	121.90
21	AA	383	A	C4-C5-C6	-5.50	114.25	117.00
54	BA	646	U	O4'-C1'-N1	5.50	112.60	108.20

Continued on next page...

Continued from previous page...

Mol	Chain	Res	Type	Atoms	Z	Observed(°)	Ideal(°)
54	BA	385	C	N3-C2-O2	-5.50	118.05	121.90
54	BA	857	G	N3-C2-N2	-5.50	116.05	119.90
54	BA	2875	C	N1-C2-O2	5.50	122.20	118.90
21	AA	979	C	N3-C2-O2	-5.49	118.06	121.90
26	BD	59	ARG	NE-CZ-NH1	5.49	123.05	120.30
54	BA	412	A	C4-C5-C6	-5.49	114.25	117.00
54	BA	568	U	O4'-C1'-N1	5.49	112.60	108.20
13	AN	59	ARG	NE-CZ-NH1	5.49	123.05	120.30
21	AA	365	U	O4'-C1'-N1	5.49	112.59	108.20
23	A2	79	A	C4-C5-C6	-5.49	114.25	117.00
54	BA	113	U	O4'-C1'-N1	5.49	112.59	108.20
54	BA	346	A	C4-C5-C6	-5.49	114.25	117.00
54	BA	1073	A	C4-C5-C6	-5.49	114.25	117.00
54	BA	2193	G	O4'-C1'-N9	5.49	112.59	108.20
54	BA	573	U	O4'-C1'-N1	5.49	112.59	108.20
54	BA	1307	A	C4-C5-C6	-5.49	114.26	117.00
54	BA	1598	A	C4-C5-C6	-5.49	114.26	117.00
21	AA	572	A	C1'-O4'-C4'	-5.48	105.52	109.90
54	BA	237	C	N1-C2-O2	5.48	122.19	118.90
54	BA	595	C	N1-C2-O2	5.48	122.19	118.90
54	BA	2122	U	O4'-C1'-N1	5.48	112.59	108.20
54	BA	2555	U	O4'-C1'-N1	5.48	112.59	108.20
54	BA	2581	G	N1-C6-O6	-5.48	116.61	119.90
21	AA	613	C	N1-C2-O2	5.48	122.19	118.90
21	AA	1119	C	N3-C2-O2	-5.48	118.06	121.90
54	BA	164	C	N1-C2-O2	5.48	122.19	118.90
54	BA	1348	C	N3-C2-O2	-5.48	118.06	121.90
55	BB	101	A	C4-C5-C6	-5.48	114.26	117.00
54	BA	2264	C	N3-C2-O2	-5.48	118.06	121.90
21	AA	457	G	N1-C6-O6	-5.48	116.61	119.90
21	AA	834	U	O4'-C1'-N1	5.48	112.58	108.20
21	AA	1072	G	N1-C6-O6	-5.48	116.61	119.90
54	BA	1998	A	C4-C5-C6	-5.48	114.26	117.00
54	BA	2070	A	C6-C5-N7	5.48	136.13	132.30
54	BA	2295	C	N3-C2-O2	-5.48	118.06	121.90
54	BA	964	C	N3-C2-O2	-5.48	118.07	121.90
54	BA	1446	C	N1-C2-O2	5.48	122.19	118.90
21	AA	215	C	N1-C2-O2	5.47	122.18	118.90
24	A3	16	C	N1-C2-O2	5.47	122.18	118.90
54	BA	1419	A	C4-C5-C6	-5.47	114.26	117.00
55	BB	70	C	N1-C2-O2	5.47	122.18	118.90
21	AA	284	C	N1-C2-O2	5.47	122.18	118.90

Continued on next page...

Continued from previous page...

Mol	Chain	Res	Type	Atoms	Z	Observed(°)	Ideal(°)
21	AA	523	A	C4-C5-C6	-5.47	114.26	117.00
54	BA	331	C	N1-C2-O2	5.47	122.18	118.90
54	BA	2441	U	O4'-C1'-N1	5.47	112.58	108.20
21	AA	82	G	N1-C6-O6	-5.47	116.62	119.90
54	BA	480	A	C5'-C4'-C3'	-5.47	107.25	116.00
54	BA	1188	U	O4'-C1'-N1	5.47	112.58	108.20
54	BA	1900	A	C4-C5-C6	-5.47	114.27	117.00
54	BA	79	C	N1-C2-O2	5.47	122.18	118.90
54	BA	395	U	O4'-C1'-N1	5.47	112.58	108.20
54	BA	745	G	N1-C6-O6	-5.47	116.62	119.90
55	BB	105	G	N3-C2-N2	-5.47	116.07	119.90
54	BA	1481	U	N3-C2-O2	-5.47	118.37	122.20
54	BA	2576	G	N3-C2-N2	-5.47	116.07	119.90
21	AA	272	C	O4'-C1'-N1	5.47	112.57	108.20
21	AA	1411	C	O4'-C1'-N1	5.47	112.57	108.20
51	B2	28	ARG	NH1-CZ-NH2	-5.47	113.39	119.40
54	BA	1106	G	O4'-C1'-N9	5.47	112.57	108.20
21	AA	702	A	C4-C5-C6	-5.46	114.27	117.00
21	AA	1209	C	N1-C2-O2	5.46	122.18	118.90
54	BA	1732	C	O4'-C1'-N1	5.46	112.57	108.20
21	AA	341	C	N3-C2-O2	-5.46	118.08	121.90
55	BB	12	C	N1-C2-O2	5.46	122.18	118.90
55	BB	21	G	O4'-C1'-N9	5.46	112.57	108.20
36	BN	45	ARG	NE-CZ-NH1	5.46	123.03	120.30
38	BP	38	ARG	NE-CZ-NH1	5.46	123.03	120.30
54	BA	510	C	N1-C2-O2	5.46	122.18	118.90
54	BA	960	A	N1-C6-N6	-5.46	115.32	118.60
35	BM	51	ARG	NE-CZ-NH2	-5.46	117.57	120.30
54	BA	1123	C	N3-C2-O2	-5.46	118.08	121.90
24	A3	66	C	N3-C2-O2	-5.46	118.08	121.90
54	BA	1874	C	O4'-C1'-N1	5.46	112.56	108.20
54	BA	2619	C	O4'-C1'-N1	5.46	112.56	108.20
32	BJ	34	ARG	NE-CZ-NH1	5.46	123.03	120.30
21	AA	211	G	N3-C4-C5	-5.45	125.87	128.60
54	BA	2073	C	N1-C2-O2	5.45	122.17	118.90
54	BA	1932	A	C4-C5-C6	-5.45	114.27	117.00
3	AD	164	ARG	NE-CZ-NH1	5.45	123.03	120.30
21	AA	1271	A	C4-C5-C6	-5.45	114.27	117.00
54	BA	819	A	C4-C5-C6	-5.45	114.28	117.00
54	BA	2729	G	C1'-O4'-C4'	-5.45	105.54	109.90
18	AS	31	ARG	NE-CZ-NH1	5.45	123.02	120.30
54	BA	334	C	N1-C2-O2	5.45	122.17	118.90

Continued on next page...

Continued from previous page...

Mol	Chain	Res	Type	Atoms	Z	Observed(°)	Ideal(°)
54	BA	445	C	N3-C2-O2	-5.45	118.09	121.90
54	BA	1810	A	C4-C5-C6	-5.45	114.28	117.00
54	BA	2311	A	C4-C5-C6	-5.45	114.28	117.00
29	BG	151	ARG	NE-CZ-NH1	5.45	123.02	120.30
54	BA	2338	C	O4'-C1'-N1	5.45	112.56	108.20
8	AI	32	ARG	NE-CZ-NH1	5.44	123.02	120.30
21	AA	63	C	N1-C2-O2	5.44	122.17	118.90
21	AA	342	C	N1-C2-O2	5.44	122.17	118.90
25	BC	188	ARG	NE-CZ-NH1	5.44	123.02	120.30
25	BC	213	ARG	NE-CZ-NH1	5.44	123.02	120.30
54	BA	541	A	C4-C5-C6	-5.44	114.28	117.00
54	BA	1638	C	N1-C2-O2	5.44	122.17	118.90
21	AA	1314	C	O4'-C1'-N1	5.44	112.55	108.20
54	BA	1116	G	N1-C6-O6	-5.44	116.64	119.90
21	AA	186	C	N1-C2-O2	5.44	122.16	118.90
21	AA	533	A	C4-C5-C6	-5.44	114.28	117.00
22	A1	33	U	N3-C2-O2	-5.44	118.39	122.20
49	B0	51	ARG	NE-CZ-NH1	5.44	123.02	120.30
54	BA	2078	C	N1-C2-O2	5.44	122.16	118.90
15	AP	14	ARG	NE-CZ-NH1	5.44	123.02	120.30
25	BC	101	ARG	NE-CZ-NH1	5.44	123.02	120.30
54	BA	330	A	C4-C5-C6	-5.44	114.28	117.00
54	BA	659	G	N3-C2-N2	-5.44	116.09	119.90
54	BA	2278	A	C4-C5-C6	-5.44	114.28	117.00
24	A3	41	C	N3-C2-O2	-5.44	118.09	121.90
10	AK	126	ARG	NE-CZ-NH2	-5.43	117.58	120.30
21	AA	893	C	N3-C2-O2	-5.43	118.10	121.90
56	B5	12	ARG	NE-CZ-NH1	5.43	123.02	120.30
54	BA	608	A	C4-C5-C6	-5.43	114.28	117.00
54	BA	2000	C	O4'-C1'-N1	5.43	112.55	108.20
54	BA	2321	U	N3-C2-O2	-5.43	118.40	122.20
56	B5	74	ARG	NE-CZ-NH1	5.43	123.02	120.30
21	AA	496	A	C5-C6-N1	5.43	120.41	117.70
21	AA	824	G	N1-C6-O6	-5.43	116.64	119.90
21	AA	1298	U	N3-C2-O2	-5.43	118.40	122.20
54	BA	424	G	C4'-C3'-C2'	-5.43	97.17	102.60
54	BA	2096	C	N3-C2-O2	-5.43	118.10	121.90
54	BA	108	G	N3-C2-N2	-5.43	116.10	119.90
54	BA	1689	A	C4-C5-C6	-5.43	114.29	117.00
54	BA	1104	C	N3-C2-O2	-5.42	118.10	121.90
54	BA	1633	G	N3-C2-N2	-5.42	116.10	119.90
54	BA	1952	A	C4-C5-C6	-5.42	114.29	117.00

Continued on next page...

Continued from previous page...

Mol	Chain	Res	Type	Atoms	Z	Observed(°)	Ideal(°)
54	BA	2045	C	N1-C2-O2	5.42	122.15	118.90
54	BA	2283	C	N3-C2-O2	-5.42	118.10	121.90
21	AA	993	G	N3-C4-C5	-5.42	125.89	128.60
54	BA	2636	C	N1-C2-O2	5.42	122.15	118.90
21	AA	1285	A	C4-C5-C6	-5.42	114.29	117.00
54	BA	1071	G	N3-C2-N2	-5.42	116.11	119.90
54	BA	2875	C	O4'-C1'-N1	5.42	112.54	108.20
55	BB	89	U	N3-C2-O2	-5.42	118.41	122.20
21	AA	396	C	N1-C2-O2	5.42	122.15	118.90
21	AA	792	A	N1-C6-N6	-5.42	115.35	118.60
21	AA	1524	C	N1-C2-O2	5.42	122.15	118.90
54	BA	1605	C	N3-C2-O2	-5.42	118.11	121.90
54	BA	2001	C	O4'-C1'-N1	5.42	112.54	108.20
54	BA	2174	C	N1-C2-O2	5.42	122.15	118.90
54	BA	1667	G	O4'-C1'-N9	5.42	112.53	108.20
55	BB	41	G	O4'-C1'-N9	5.42	112.53	108.20
21	AA	235	C	N3-C2-O2	-5.42	118.11	121.90
21	AA	1259	C	N1-C2-O2	5.42	122.15	118.90
54	BA	1572	A	C4-C5-C6	-5.42	114.29	117.00
21	AA	18	C	N3-C2-O2	-5.42	118.11	121.90
21	AA	817	C	N1-C2-O2	5.41	122.15	118.90
54	BA	805	G	N1-C6-O6	-5.41	116.65	119.90
54	BA	1376	C	N1-C2-O2	5.41	122.15	118.90
54	BA	1515	A	C4-C5-C6	-5.41	114.29	117.00
54	BA	2433	A	C4-C5-C6	-5.41	114.29	117.00
21	AA	1311	A	C6-C5-N7	5.41	136.09	132.30
24	A3	47	G	N1-C6-O6	-5.41	116.65	119.90
54	BA	386	G	O4'-C1'-N9	5.41	112.53	108.20
12	AM	78	ARG	NE-CZ-NH1	5.41	123.01	120.30
54	BA	1454	C	N1-C2-O2	5.41	122.15	118.90
54	BA	1567	G	C1'-O4'-C4'	-5.41	105.57	109.90
54	BA	1760	C	N3-C2-O2	-5.41	118.11	121.90
54	BA	1793	C	N1-C2-O2	5.41	122.15	118.90
13	AN	100	SER	C-N-CA	5.41	135.22	121.70
21	AA	1146	A	C4-C5-C6	-5.41	114.30	117.00
54	BA	90	U	O4'-C1'-N1	5.41	112.53	108.20
54	BA	941	A	C4-C5-C6	-5.41	114.30	117.00
54	BA	960	A	C4-C5-C6	-5.41	114.30	117.00
21	AA	366	A	C4-C5-C6	-5.41	114.30	117.00
21	AA	493	A	C4-C5-C6	-5.41	114.30	117.00
54	BA	1732	C	N3-C4-N4	-5.41	114.22	118.00
54	BA	2499	C	N3-C2-O2	-5.41	118.11	121.90

Continued on next page...

Continued from previous page...

Mol	Chain	Res	Type	Atoms	Z	Observed(°)	Ideal(°)
54	BA	2609	U	O4'-C1'-N1	5.41	112.53	108.20
21	AA	695	A	C4-C5-C6	-5.41	114.30	117.00
21	AA	1093	A	C4-C5-C6	-5.41	114.30	117.00
21	AA	1279	G	N1-C6-O6	-5.41	116.66	119.90
21	AA	1202	U	O4'-C1'-N1	5.40	112.52	108.20
24	A3	25	U	O4'-C1'-N1	5.40	112.52	108.20
54	BA	2717	C	N1-C2-O2	5.40	122.14	118.90
21	AA	588	G	N1-C6-O6	-5.40	116.66	119.90
54	BA	107	G	N3-C4-C5	-5.40	125.90	128.60
54	BA	1308	A	C6-C5-N7	5.40	136.08	132.30
54	BA	1639	C	N3-C2-O2	-5.40	118.12	121.90
54	BA	2679	A	C4-C5-C6	-5.40	114.30	117.00
21	AA	135	C	N3-C2-O2	-5.40	118.12	121.90
21	AA	511	C	N1-C2-O2	5.40	122.14	118.90
21	AA	1279	G	C5-C6-N1	5.40	114.20	111.50
54	BA	472	A	C4-C5-C6	-5.40	114.30	117.00
54	BA	2380	C	N3-C2-O2	-5.40	118.12	121.90
54	BA	1857	G	N1-C6-O6	-5.40	116.66	119.90
21	AA	1163	A	C4-C5-C6	-5.40	114.30	117.00
33	BK	18	ARG	NE-CZ-NH1	5.40	123.00	120.30
43	BU	85	ARG	NE-CZ-NH1	5.40	123.00	120.30
54	BA	1534	U	N3-C2-O2	-5.40	118.42	122.20
54	BA	1766	G	N1-C6-O6	-5.40	116.66	119.90
54	BA	2147	A	C6-C5-N7	5.40	136.08	132.30
54	BA	2855	C	O4'-C1'-N1	5.40	112.52	108.20
21	AA	1483	A	C4-C5-C6	-5.40	114.30	117.00
4	AE	67	ARG	NE-CZ-NH1	5.39	123.00	120.30
21	AA	520	A	C4-C5-C6	-5.39	114.30	117.00
54	BA	151	C	N3-C2-O2	-5.39	118.12	121.90
21	AA	549	C	N1-C2-O2	5.39	122.14	118.90
23	A2	85	G	N1-C6-O6	-5.39	116.66	119.90
54	BA	398	C	N1-C2-O2	5.39	122.14	118.90
54	BA	1169	A	C6-C5-N7	5.39	136.07	132.30
54	BA	1722	A	C4-C5-C6	-5.39	114.30	117.00
54	BA	1121	C	O4'-C1'-N1	5.39	112.51	108.20
54	BA	1373	A	C5-C6-N1	5.39	120.39	117.70
54	BA	1519	G	N1-C6-O6	-5.39	116.67	119.90
54	BA	1550	C	O4'-C1'-N1	5.39	112.51	108.20
54	BA	2342	C	O4'-C1'-N1	5.39	112.51	108.20
21	AA	190	A	C4-C5-C6	-5.39	114.31	117.00
54	BA	723	C	O4'-C1'-N1	5.39	112.51	108.20
54	BA	1113	U	O4'-C1'-N1	5.39	112.51	108.20

Continued on next page...

Continued from previous page...

Mol	Chain	Res	Type	Atoms	Z	Observed(°)	Ideal(°)
54	BA	1951	U	N3-C2-O2	-5.39	118.43	122.20
54	BA	2082	A	O4'-C1'-N9	5.39	112.51	108.20
54	BA	457	A	C6-C5-N7	5.39	136.07	132.30
54	BA	2023	C	O4'-C1'-N1	5.39	112.51	108.20
54	BA	2085	U	O4'-C1'-N1	5.39	112.51	108.20
21	AA	346	G	N3-C4-C5	-5.39	125.91	128.60
21	AA	466	A	O4'-C1'-N9	5.39	112.51	108.20
21	AA	564	C	N3-C2-O2	-5.39	118.13	121.90
21	AA	578	C	O4'-C1'-N1	5.39	112.51	108.20
54	BA	738	G	N1-C6-O6	-5.39	116.67	119.90
54	BA	783	A	C4-C5-C6	-5.39	114.31	117.00
54	BA	1559	U	N3-C2-O2	-5.39	118.43	122.20
54	BA	2846	G	N1-C6-O6	-5.39	116.67	119.90
21	AA	1429	A	C6-C5-N7	5.38	136.07	132.30
22	A1	20	G	N3-C4-C5	-5.38	125.91	128.60
54	BA	985	C	N1-C2-O2	5.38	122.13	118.90
54	BA	1013	C	N3-C2-O2	-5.38	118.13	121.90
54	BA	2827	C	N3-C2-O2	-5.38	118.13	121.90
55	BB	48	U	O4'-C1'-N1	5.38	112.51	108.20
54	BA	1585	C	N3-C4-C5	5.38	124.05	121.90
54	BA	2863	C	N1-C2-O2	5.38	122.13	118.90
55	BB	82	U	O4'-C1'-N1	5.38	112.51	108.20
21	AA	50	A	C4-C5-C6	-5.38	114.31	117.00
21	AA	1016	A	C4-C5-C6	-5.38	114.31	117.00
21	AA	1510	C	N1-C2-O2	5.38	122.13	118.90
22	A1	58	A	C4-C5-C6	-5.38	114.31	117.00
54	BA	1036	G	N1-C6-O6	-5.38	116.67	119.90
54	BA	1349	C	C3'-C2'-C1'	5.38	105.81	101.50
54	BA	1570	A	O4'-C1'-N9	5.38	112.50	108.20
54	BA	2644	G	O4'-C1'-N9	5.38	112.51	108.20
21	AA	395	C	N1-C2-O2	5.38	122.13	118.90
54	BA	1497	U	C1'-O4'-C4'	-5.38	105.60	109.90
54	BA	838	C	N1-C2-O2	5.38	122.13	118.90
54	BA	1145	C	N3-C2-O2	-5.38	118.14	121.90
54	BA	2651	C	O4'-C1'-N1	5.38	112.50	108.20
54	BA	1914	C	N1-C2-O2	5.38	122.13	118.90
54	BA	2496	C	N1-C2-O2	5.38	122.13	118.90
21	AA	502	A	C5-C6-N1	5.38	120.39	117.70
21	AA	597	G	N1-C6-O6	-5.38	116.67	119.90
21	AA	681	A	C6-C5-N7	5.38	136.06	132.30
21	AA	1342	C	N3-C2-O2	-5.38	118.14	121.90
54	BA	456	C	O4'-C1'-N1	5.38	112.50	108.20

Continued on next page...

Continued from previous page...

Mol	Chain	Res	Type	Atoms	Z	Observed(°)	Ideal(°)
54	BA	2248	C	N1-C2-O2	5.38	122.12	118.90
8	AI	98	ARG	NE-CZ-NH1	5.37	122.99	120.30
21	AA	90	C	N3-C2-O2	-5.37	118.14	121.90
21	AA	903	G	N1-C6-O6	-5.37	116.68	119.90
21	AA	1138	G	N1-C6-O6	-5.37	116.68	119.90
21	AA	1479	C	N1-C2-O2	5.37	122.12	118.90
54	BA	524	G	N1-C6-O6	-5.37	116.68	119.90
54	BA	650	C	O4'-C1'-N1	5.37	112.50	108.20
54	BA	876	C	O4'-C1'-N1	5.37	112.50	108.20
54	BA	2145	C	N3-C4-C5	5.37	124.05	121.90
54	BA	2388	A	C1'-O4'-C4'	-5.37	105.60	109.90
54	BA	2639	A	N1-C6-N6	-5.37	115.38	118.60
54	BA	2896	C	O4'-C1'-N1	5.37	112.50	108.20
55	BB	17	C	O4'-C1'-N1	5.37	112.50	108.20
54	BA	143	C	N3-C2-O2	-5.37	118.14	121.90
54	BA	948	C	N1-C2-O2	5.37	122.12	118.90
54	BA	1345	C	N3-C2-O2	-5.37	118.14	121.90
54	BA	1681	G	O4'-C1'-N9	5.37	112.50	108.20
54	BA	2160	C	N3-C2-O2	-5.37	118.14	121.90
54	BA	1420	A	C4-C5-C6	-5.37	114.31	117.00
56	B5	7	ARG	NE-CZ-NH1	5.37	122.98	120.30
21	AA	862	C	N1-C2-O2	5.37	122.12	118.90
21	AA	1066	C	N3-C2-O2	-5.37	118.14	121.90
54	BA	1574	C	N1-C2-O2	5.37	122.12	118.90
21	AA	211	G	O4'-C1'-N9	5.37	112.49	108.20
21	AA	545	C	N1-C2-O2	5.37	122.12	118.90
21	AA	894	G	C5-C6-N1	5.37	114.18	111.50
54	BA	731	C	O4'-C1'-N1	5.37	112.49	108.20
54	BA	2029	G	C5-C6-N1	5.37	114.18	111.50
54	BA	2486	C	N3-C2-O2	-5.37	118.14	121.90
54	BA	2556	C	N1-C2-O2	5.37	122.12	118.90
54	BA	1237	A	O4'-C1'-N9	5.36	112.49	108.20
54	BA	1305	C	O4'-C1'-N1	5.36	112.49	108.20
54	BA	1735	A	O4'-C1'-N9	5.36	112.49	108.20
54	BA	2083	G	N3-C2-N2	-5.36	116.15	119.90
21	AA	316	C	N1-C2-O2	5.36	122.12	118.90
3	AD	25	ARG	NE-CZ-NH1	5.36	122.98	120.30
21	AA	532	A	O4'-C1'-N9	5.36	112.49	108.20
21	AA	1364	U	O4'-C1'-N1	5.36	112.49	108.20
51	B2	14	ARG	NE-CZ-NH1	5.36	122.98	120.30
54	BA	508	A	O4'-C1'-N9	5.36	112.49	108.20
54	BA	596	U	O4'-C1'-N1	5.36	112.49	108.20

Continued on next page...

Continued from previous page...

Mol	Chain	Res	Type	Atoms	Z	Observed(°)	Ideal(°)
54	BA	1205	A	O4'-C1'-N9	5.36	112.49	108.20
54	BA	1208	C	O4'-C1'-N1	5.36	112.49	108.20
54	BA	2472	G	C5-C6-N1	5.36	114.18	111.50
54	BA	2490	G	O4'-C1'-N9	5.36	112.49	108.20
54	BA	1507	C	O4'-C1'-N1	5.36	112.49	108.20
54	BA	2680	U	O4'-C1'-N1	5.36	112.49	108.20
54	BA	2850	A	C4-C5-C6	-5.36	114.32	117.00
21	AA	768	A	C6-C5-N7	5.36	136.05	132.30
21	AA	819	A	C1'-O4'-C4'	-5.36	105.61	109.90
24	A3	11	A	C5-C6-N1	5.36	120.38	117.70
33	BK	78	ARG	NE-CZ-NH1	5.36	122.98	120.30
54	BA	240	C	N3-C2-O2	-5.36	118.15	121.90
54	BA	2226	C	N3-C2-O2	-5.36	118.15	121.90
54	BA	2732	G	N3-C4-C5	-5.36	125.92	128.60
54	BA	2749	A	C4-C5-C6	-5.36	114.32	117.00
54	BA	80	G	O4'-C1'-N9	5.36	112.48	108.20
54	BA	2525	G	N1-C6-O6	-5.36	116.69	119.90
54	BA	1251	C	N3-C2-O2	-5.35	118.15	121.90
54	BA	1503	A	C4-C5-C6	-5.35	114.32	117.00
54	BA	351	C	N3-C2-O2	-5.35	118.15	121.90
54	BA	2354	C	O4'-C1'-N1	5.35	112.48	108.20
54	BA	2374	C	N1-C2-O2	5.35	122.11	118.90
54	BA	2756	U	C5-C6-N1	-5.35	120.03	122.70
18	AS	36	ARG	NE-CZ-NH1	5.35	122.97	120.30
21	AA	28	A	C4-C5-C6	-5.35	114.33	117.00
21	AA	879	C	N1-C2-O2	5.35	122.11	118.90
21	AA	971	G	N1-C6-O6	-5.35	116.69	119.90
21	AA	1147	C	N1-C2-O2	5.35	122.11	118.90
32	BJ	27	ARG	NE-CZ-NH1	5.35	122.97	120.30
54	BA	2146	C	N1-C2-O2	5.35	122.11	118.90
54	BA	2562	U	O4'-C1'-N1	5.35	112.48	108.20
21	AA	132	C	N3-C4-N4	-5.35	114.26	118.00
54	BA	1829	A	C4-C5-C6	-5.35	114.33	117.00
54	BA	2194	U	C1'-O4'-C4'	-5.35	105.62	109.90
54	BA	2199	A	N1-C6-N6	-5.35	115.39	118.60
55	BB	97	C	O4'-C1'-N1	5.35	112.48	108.20
21	AA	1225	A	C4-C5-C6	-5.35	114.33	117.00
54	BA	2177	C	N1-C2-O2	5.35	122.11	118.90
21	AA	148	G	N1-C6-O6	-5.34	116.69	119.90
21	AA	196	A	C4-C5-C6	-5.34	114.33	117.00
21	AA	977	A	C4-C5-C6	-5.34	114.33	117.00
38	BP	102	ARG	NE-CZ-NH1	5.34	122.97	120.30

Continued on next page...

Continued from previous page...

Mol	Chain	Res	Type	Atoms	Z	Observed(°)	Ideal(°)
54	BA	701	G	N3-C2-N2	-5.34	116.16	119.90
54	BA	1089	A	C1'-O4'-C4'	-5.34	105.62	109.90
24	A3	43	G	N1-C6-O6	-5.34	116.69	119.90
54	BA	2285	C	O4'-C1'-N1	5.34	112.47	108.20
21	AA	214	C	N3-C2-O2	-5.34	118.16	121.90
52	B3	12	ARG	NE-CZ-NH2	-5.34	117.63	120.30
54	BA	1311	G	N1-C6-O6	-5.34	116.69	119.90
54	BA	1864	U	O4'-C1'-N1	5.34	112.47	108.20
54	BA	2277	G	C5'-C4'-C3'	-5.34	107.45	116.00
54	BA	2532	G	N3-C2-N2	-5.34	116.16	119.90
54	BA	2691	C	O4'-C1'-N1	5.34	112.47	108.20
55	BB	63	C	O4'-C1'-N1	5.34	112.47	108.20
2	AC	106	ARG	NE-CZ-NH1	5.34	122.97	120.30
54	BA	2236	U	O4'-C1'-N1	5.34	112.47	108.20
54	BA	2885	G	N1-C6-O6	-5.34	116.70	119.90
21	AA	1237	C	N1-C2-O2	5.34	122.10	118.90
21	AA	1318	A	C4-C5-C6	-5.34	114.33	117.00
54	BA	1086	A	O4'-C1'-N9	5.34	112.47	108.20
21	AA	744	C	N3-C2-O2	-5.34	118.16	121.90
21	AA	779	C	O4'-C1'-N1	5.34	112.47	108.20
21	AA	807	A	C4-C5-C6	-5.34	114.33	117.00
21	AA	1349	A	C4-C5-C6	-5.34	114.33	117.00
54	BA	705	A	C4-C5-C6	-5.34	114.33	117.00
54	BA	2061	G	C1'-O4'-C4'	-5.34	105.63	109.90
54	BA	1128	G	C1'-O4'-C4'	-5.33	105.63	109.90
54	BA	2359	C	O4'-C1'-N1	5.33	112.47	108.20
21	AA	1063	C	N3-C2-O2	-5.33	118.17	121.90
54	BA	1536	C	O4'-C1'-N1	5.33	112.47	108.20
54	BA	1664	A	C4-C5-C6	-5.33	114.33	117.00
21	AA	80	A	C4-C5-C6	-5.33	114.33	117.00
21	AA	176	C	N1-C2-O2	5.33	122.10	118.90
21	AA	715	A	C4-C5-C6	-5.33	114.33	117.00
21	AA	907	A	C4-C5-C6	-5.33	114.33	117.00
54	BA	49	A	P-O3'-C3'	5.33	126.10	119.70
54	BA	1357	C	N3-C2-O2	-5.33	118.17	121.90
54	BA	686	U	N3-C2-O2	-5.33	118.47	122.20
21	AA	953	G	N1-C6-O6	-5.33	116.70	119.90
54	BA	1313	U	C3'-C2'-C1'	5.33	105.76	101.50
21	AA	926	G	C3'-C2'-C1'	5.33	105.76	101.50
54	BA	1606	C	C1'-O4'-C4'	-5.33	105.64	109.90
54	BA	1709	U	O4'-C1'-N1	5.33	112.46	108.20
21	AA	475	C	N1-C2-O2	5.32	122.09	118.90

Continued on next page...

Continued from previous page...

Mol	Chain	Res	Type	Atoms	Z	Observed(°)	Ideal(°)
54	BA	218	A	C6-C5-N7	5.32	136.03	132.30
54	BA	710	U	O4'-C1'-N1	5.32	112.46	108.20
54	BA	1822	C	N1-C2-O2	5.32	122.09	118.90
54	BA	1923	U	O4'-C1'-N1	5.32	112.46	108.20
21	AA	975	A	C4-C5-C6	-5.32	114.34	117.00
54	BA	615	U	N3-C2-O2	-5.32	118.47	122.20
54	BA	762	U	O4'-C1'-N1	5.32	112.46	108.20
54	BA	1537	G	N3-C4-C5	-5.32	125.94	128.60
54	BA	2535	G	N3-C2-N2	-5.32	116.17	119.90
21	AA	926	G	N1-C6-O6	-5.32	116.71	119.90
54	BA	1580	A	C4-C5-C6	-5.32	114.34	117.00
54	BA	2450	A	C4-C5-C6	-5.32	114.34	117.00
21	AA	462	G	N1-C6-O6	-5.32	116.71	119.90
21	AA	492	C	N1-C2-O2	5.32	122.09	118.90
22	A1	18	G	N1-C6-O6	-5.32	116.71	119.90
54	BA	589	U	O4'-C1'-N1	5.32	112.45	108.20
54	BA	1211	C	N3-C4-N4	-5.32	114.28	118.00
54	BA	1988	G	O4'-C1'-N9	5.32	112.45	108.20
54	BA	2459	A	C4-C5-C6	-5.32	114.34	117.00
54	BA	2712	C	O4'-C1'-N1	5.32	112.45	108.20
21	AA	660	C	N1-C2-O2	5.31	122.09	118.90
54	BA	1881	C	N1-C2-O2	5.31	122.09	118.90
54	BA	1953	A	C4-C5-C6	-5.31	114.34	117.00
54	BA	2541	A	C6-C5-N7	5.31	136.02	132.30
11	AL	8	ARG	NE-CZ-NH1	5.31	122.96	120.30
54	BA	1128	G	C5'-C4'-O4'	5.31	115.47	109.10
54	BA	1592	C	O4'-C1'-N1	5.31	112.45	108.20
54	BA	2035	G	N3-C4-C5	-5.31	125.94	128.60
54	BA	2407	A	C4-C5-C6	-5.31	114.34	117.00
54	BA	2463	C	C4'-C3'-C2'	-5.31	97.29	102.60
29	BG	162	ARG	NE-CZ-NH1	5.31	122.95	120.30
54	BA	544	C	N1-C2-O2	5.31	122.09	118.90
54	BA	1585	C	N1-C2-O2	5.31	122.08	118.90
54	BA	1917	U	O4'-C1'-N1	5.31	112.45	108.20
54	BA	2500	U	N3-C2-O2	-5.31	118.48	122.20
21	AA	496	A	N1-C6-N6	-5.31	115.42	118.60
21	AA	1418	A	C4-C5-C6	-5.31	114.35	117.00
54	BA	2067	G	N1-C6-O6	-5.31	116.72	119.90
21	AA	386	C	N1-C2-O2	5.31	122.08	118.90
43	BU	81	ARG	NE-CZ-NH1	5.31	122.95	120.30
54	BA	1583	A	C6-C5-N7	5.31	136.01	132.30
54	BA	1947	C	N1-C2-O2	5.31	122.08	118.90

Continued on next page...

Continued from previous page...

Mol	Chain	Res	Type	Atoms	Z	Observed(°)	Ideal(°)
54	BA	1974	C	N1-C2-O2	5.31	122.08	118.90
21	AA	842	U	N3-C2-O2	-5.30	118.49	122.20
54	BA	1523	U	N3-C2-O2	-5.30	118.49	122.20
54	BA	1739	A	C4-C5-C6	-5.30	114.35	117.00
54	BA	2430	A	C3'-C2'-C1'	5.30	105.74	101.50
54	BA	131	A	C4-C5-C6	-5.30	114.35	117.00
54	BA	2339	C	O4'-C1'-N1	5.30	112.44	108.20
55	BB	63	C	N3-C2-O2	-5.30	118.19	121.90
21	AA	1278	G	N1-C6-O6	-5.30	116.72	119.90
21	AA	1511	G	N1-C6-O6	-5.30	116.72	119.90
54	BA	501	A	N1-C6-N6	-5.30	115.42	118.60
54	BA	1189	A	C4-C5-C6	-5.30	114.35	117.00
54	BA	1261	C	O4'-C1'-N1	5.30	112.44	108.20
54	BA	1399	C	O4'-C1'-N1	5.30	112.44	108.20
55	BB	108	A	O4'-C1'-N9	5.30	112.44	108.20
54	BA	2225	A	C4-C5-C6	-5.30	114.35	117.00
12	AM	108	ARG	NE-CZ-NH1	5.30	122.95	120.30
54	BA	20	C	N1-C2-O2	5.30	122.08	118.90
54	BA	2586	U	C4'-C3'-C2'	-5.30	97.30	102.60
21	AA	212	G	N1-C6-O6	-5.29	116.72	119.90
21	AA	269	C	N3-C2-O2	-5.29	118.19	121.90
54	BA	876	C	N1-C2-O2	5.29	122.08	118.90
54	BA	1024	G	N1-C6-O6	-5.29	116.72	119.90
54	BA	200	U	O4'-C1'-N1	5.29	112.43	108.20
54	BA	1337	G	N1-C6-O6	-5.29	116.72	119.90
54	BA	1872	A	C4-C5-C6	-5.29	114.35	117.00
54	BA	2665	A	C4-C5-C6	-5.29	114.35	117.00
21	AA	1201	A	O4'-C1'-N9	5.29	112.43	108.20
54	BA	422	A	C4-C5-C6	-5.29	114.36	117.00
54	BA	1579	A	C4-C5-C6	-5.29	114.35	117.00
54	BA	1896	G	O4'-C1'-N9	5.29	112.43	108.20
54	BA	2244	U	O4'-C1'-N1	5.29	112.43	108.20
54	BA	2668	G	N3-C4-C5	-5.29	125.95	128.60
54	BA	2715	C	N1-C2-O2	5.29	122.08	118.90
21	AA	1138	G	C5-C6-N1	5.29	114.14	111.50
24	A3	74	A	O4'-C1'-N9	5.29	112.43	108.20
54	BA	105	C	N1-C2-O2	5.29	122.07	118.90
54	BA	1764	C	O4'-C1'-N1	5.29	112.43	108.20
54	BA	2756	U	C3'-C2'-C1'	-5.29	97.27	101.50
54	BA	130	C	N1-C2-O2	5.29	122.07	118.90
23	A2	86	U	C5-C6-N1	-5.29	120.06	122.70
54	BA	433	C	N3-C2-O2	-5.29	118.20	121.90

Continued on next page...

Continued from previous page...

Mol	Chain	Res	Type	Atoms	Z	Observed(°)	Ideal(°)
54	BA	902	C	O4'-C1'-N1	5.29	112.43	108.20
54	BA	2013	A	C4-C5-C6	-5.29	114.36	117.00
16	AQ	64	ARG	NE-CZ-NH1	5.28	122.94	120.30
21	AA	872	A	C4-C5-C6	-5.28	114.36	117.00
21	AA	1278	G	N3-C2-N2	-5.28	116.20	119.90
41	BS	18	ARG	NE-CZ-NH2	5.28	122.94	120.30
54	BA	817	C	N3-C4-N4	-5.28	114.30	118.00
54	BA	1811	G	O4'-C1'-N9	5.28	112.43	108.20
54	BA	2033	A	C4-C5-C6	-5.28	114.36	117.00
21	AA	1217	C	O4'-C1'-N1	5.28	112.43	108.20
54	BA	11	C	N1-C2-O2	5.28	122.07	118.90
54	BA	2192	U	O4'-C1'-N1	5.28	112.43	108.20
54	BA	2549	G	C5'-C4'-C3'	-5.28	107.55	116.00
21	AA	179	A	C6-C5-N7	5.28	136.00	132.30
21	AA	1246	A	C6-C5-N7	5.28	136.00	132.30
21	AA	1262	C	O4'-C1'-N1	5.28	112.42	108.20
54	BA	421	C	O4'-C1'-N1	5.28	112.42	108.20
54	BA	698	C	N1-C2-O2	5.28	122.07	118.90
54	BA	1078	U	O4'-C1'-N1	5.28	112.42	108.20
54	BA	2628	C	N1-C2-O2	5.28	122.07	118.90
54	BA	1186	G	O4'-C1'-N9	5.28	112.42	108.20
40	BR	80	ARG	NE-CZ-NH1	5.28	122.94	120.30
54	BA	28	A	C4-C5-C6	-5.28	114.36	117.00
54	BA	427	U	N3-C2-O2	-5.28	118.51	122.20
1	AB	136	ARG	CD-NE-CZ	5.28	130.99	123.60
21	AA	1454	G	N1-C6-O6	-5.28	116.73	119.90
29	BG	54	ARG	NE-CZ-NH1	5.28	122.94	120.30
53	B4	4	ARG	NE-CZ-NH1	5.28	122.94	120.30
21	AA	1201	A	P-O3'-C3'	5.27	126.03	119.70
54	BA	853	C	N3-C2-O2	-5.27	118.21	121.90
54	BA	1108	U	O4'-C1'-N1	5.27	112.42	108.20
54	BA	1240	U	O4'-C1'-N1	5.27	112.42	108.20
54	BA	2087	G	N1-C6-O6	-5.27	116.74	119.90
54	BA	2826	A	C6-C5-N7	5.27	135.99	132.30
21	AA	1053	G	N3-C2-N2	-5.27	116.21	119.90
54	BA	40	U	O4'-C1'-N1	5.27	112.42	108.20
54	BA	217	A	C4-C5-C6	-5.27	114.36	117.00
54	BA	931	U	N3-C2-O2	-5.27	118.51	122.20
3	AD	48	SER	C-N-CA	5.27	134.87	121.70
54	BA	2044	C	N3-C2-O2	-5.27	118.21	121.90
54	BA	2406	A	C4-C5-C6	-5.27	114.36	117.00
54	BA	2529	G	C3'-C2'-C1'	5.27	105.72	101.50

Continued on next page...

Continued from previous page...

Mol	Chain	Res	Type	Atoms	Z	Observed(°)	Ideal(°)
21	AA	798	U	O4'-C1'-N1	5.27	112.42	108.20
54	BA	201	C	N3-C2-O2	-5.27	118.21	121.90
54	BA	2093	G	O4'-C1'-N9	5.27	112.41	108.20
54	BA	883	G	N3-C4-C5	-5.27	125.97	128.60
54	BA	2813	A	O4'-C1'-N9	5.27	112.41	108.20
55	BB	57	A	C4-C5-C6	-5.27	114.37	117.00
21	AA	1338	G	N3-C2-N2	-5.26	116.21	119.90
54	BA	1288	G	N1-C6-O6	-5.26	116.74	119.90
54	BA	1771	C	N1-C2-O2	5.26	122.06	118.90
54	BA	2534	A	C4-C5-C6	-5.26	114.37	117.00
54	BA	2672	U	O4'-C1'-N1	5.26	112.41	108.20
22	A1	16	C	N1-C2-O2	5.26	122.06	118.90
54	BA	242	G	N1-C6-O6	-5.26	116.74	119.90
54	BA	1374	G	N1-C6-O6	-5.26	116.74	119.90
21	AA	1382	C	N3-C2-O2	-5.26	118.22	121.90
21	AA	112	G	N3-C4-C5	-5.26	125.97	128.60
54	BA	95	A	O4'-C1'-N9	5.26	112.41	108.20
55	BB	111	U	O4'-C1'-N1	5.26	112.41	108.20
21	AA	985	C	N1-C2-O2	5.26	122.06	118.90
54	BA	1825	U	O4'-C1'-N1	5.26	112.41	108.20
21	AA	1094	G	N1-C6-O6	-5.26	116.75	119.90
42	BT	76	ARG	NE-CZ-NH1	5.26	122.93	120.30
54	BA	1985	C	O4'-C1'-N1	5.26	112.41	108.20
54	BA	2573	C	N1-C2-O2	5.26	122.05	118.90
54	BA	2594	C	N3-C2-O2	-5.26	118.22	121.90
55	BB	35	C	N3-C4-N4	-5.26	114.32	118.00
54	BA	455	C	N1-C2-O2	5.25	122.05	118.90
54	BA	1740	G	N1-C6-O6	-5.25	116.75	119.90
21	AA	415	A	C2-N3-C4	5.25	113.23	110.60
24	A3	7	G	N1-C6-O6	-5.25	116.75	119.90
24	A3	35	C	N1-C2-O2	5.25	122.05	118.90
54	BA	693	A	C4-C5-C6	-5.25	114.37	117.00
54	BA	1577	C	N1-C2-O2	5.25	122.05	118.90
54	BA	1727	C	N1-C2-O2	5.25	122.05	118.90
54	BA	601	C	O4'-C1'-N1	5.25	112.40	108.20
54	BA	756	A	C4-C5-C6	-5.25	114.37	117.00
54	BA	784	G	N3-C4-C5	-5.25	125.97	128.60
54	BA	836	G	N1-C6-O6	-5.25	116.75	119.90
54	BA	1481	U	O4'-C1'-N1	5.25	112.40	108.20
54	BA	1760	C	O4'-C4'-C3'	5.25	110.30	106.10
54	BA	1779	U	N3-C2-O2	-5.25	118.52	122.20
21	AA	328	C	N1-C2-O2	5.25	122.05	118.90

Continued on next page...

Continued from previous page...

Mol	Chain	Res	Type	Atoms	Z	Observed(°)	Ideal(°)
21	AA	205	A	C4-C5-C6	-5.25	114.38	117.00
21	AA	624	C	N1-C2-O2	5.25	122.05	118.90
54	BA	2064	C	N3-C2-O2	-5.25	118.23	121.90
24	A3	73	A	C4-C5-C6	-5.25	114.38	117.00
54	BA	1196	C	O4'-C1'-N1	5.25	112.40	108.20
54	BA	1759	A	C4-C5-C6	-5.25	114.38	117.00
54	BA	2339	C	N1-C2-O2	5.25	122.05	118.90
54	BA	2497	A	C4-C5-C6	-5.25	114.38	117.00
21	AA	234	C	P-O3'-C3'	5.25	125.99	119.70
21	AA	1521	C	N3-C2-O2	-5.25	118.23	121.90
54	BA	1190	G	N3-C2-N2	-5.25	116.23	119.90
54	BA	2107	G	N3-C2-N2	-5.25	116.23	119.90
54	BA	2258	C	N1-C2-O2	5.25	122.05	118.90
21	AA	429	U	N3-C2-O2	-5.24	118.53	122.20
21	AA	632	U	C1'-O4'-C4'	-5.24	105.71	109.90
21	AA	1362	A	C6-C5-N7	5.24	135.97	132.30
54	BA	54	G	O4'-C1'-N9	5.24	112.39	108.20
54	BA	701	G	O4'-C1'-N9	5.24	112.39	108.20
54	BA	2634	A	C4-C5-C6	-5.24	114.38	117.00
54	BA	333	G	N1-C6-O6	-5.24	116.75	119.90
54	BA	1379	U	O4'-C1'-N1	5.24	112.39	108.20
21	AA	1036	A	C6-C5-N7	5.24	135.97	132.30
54	BA	361	G	N1-C6-O6	-5.24	116.76	119.90
54	BA	424	G	O4'-C1'-N9	5.24	112.39	108.20
54	BA	1880	U	C3'-C2'-C1'	5.24	105.69	101.50
54	BA	2734	A	C6-C5-N7	5.24	135.97	132.30
54	BA	2898	U	C4'-C3'-C2'	-5.24	97.36	102.60
19	AT	28	ARG	NE-CZ-NH1	5.24	122.92	120.30
54	BA	82	U	O4'-C1'-N1	5.24	112.39	108.20
54	BA	1236	G	N3-C2-N2	-5.24	116.23	119.90
54	BA	1288	G	N3-C4-C5	-5.24	125.98	128.60
54	BA	2100	G	N3-C2-N2	-5.24	116.23	119.90
54	BA	2660	A	C4-C5-C6	-5.24	114.38	117.00
55	BB	11	C	N1-C2-O2	5.24	122.04	118.90
54	BA	1111	A	C4-C5-C6	-5.24	114.38	117.00
54	BA	1251	C	N3-C4-C5	5.24	124.00	121.90
54	BA	2227	A	C4-C5-C6	-5.24	114.38	117.00
21	AA	194	C	N1-C2-O2	5.24	122.04	118.90
21	AA	610	U	O4'-C1'-N1	5.24	112.39	108.20
54	BA	33	C	N3-C4-C5	5.24	123.99	121.90
54	BA	335	C	N1-C2-O2	5.24	122.04	118.90
54	BA	2498	C	N1-C2-O2	5.24	122.04	118.90

Continued on next page...

Continued from previous page...

Mol	Chain	Res	Type	Atoms	Z	Observed(°)	Ideal(°)
54	BA	2572	A	C4-C5-C6	-5.24	114.38	117.00
54	BA	2825	G	N3-C4-C5	-5.24	125.98	128.60
54	BA	2575	C	N3-C4-C5	5.23	123.99	121.90
21	AA	711	G	N1-C6-O6	-5.23	116.76	119.90
54	BA	249	C	N1-C2-O2	5.23	122.04	118.90
54	BA	2305	U	N3-C2-O2	-5.23	118.54	122.20
2	AC	171	ARG	NE-CZ-NH1	5.23	122.92	120.30
21	AA	1213	A	C4-C5-C6	-5.23	114.38	117.00
54	BA	984	A	C4-C5-C6	-5.23	114.38	117.00
54	BA	1048	A	C6-C5-N7	5.23	135.96	132.30
54	BA	1890	A	C6-C5-N7	5.23	135.96	132.30
21	AA	1196	A	O4'-C1'-N9	5.23	112.38	108.20
54	BA	1187	G	N3-C4-C5	-5.23	125.99	128.60
21	AA	1293	C	N1-C2-O2	5.23	122.04	118.90
54	BA	846	U	O4'-C1'-N1	5.23	112.38	108.20
54	BA	2145	C	N1-C2-O2	5.23	122.04	118.90
54	BA	2723	C	C5'-C4'-O4'	5.23	115.37	109.10
55	BB	73	A	C4-C5-C6	-5.23	114.39	117.00
55	BB	88	C	N1-C2-O2	5.23	122.04	118.90
28	BF	166	ARG	NE-CZ-NH1	5.23	122.91	120.30
54	BA	2132	U	N3-C2-O2	-5.23	118.54	122.20
21	AA	117	G	O4'-C1'-N9	5.22	112.38	108.20
21	AA	487	A	C4-C5-C6	-5.22	114.39	117.00
46	BX	71	ARG	NE-CZ-NH1	5.22	122.91	120.30
54	BA	867	C	O4'-C1'-N1	5.22	112.38	108.20
54	BA	1317	G	N1-C6-O6	-5.22	116.77	119.90
54	BA	1561	C	N3-C2-O2	-5.22	118.24	121.90
54	BA	2368	C	N3-C2-O2	-5.22	118.24	121.90
21	AA	1445	U	N3-C2-O2	-5.22	118.54	122.20
54	BA	226	A	C4-C5-C6	-5.22	114.39	117.00
54	BA	1335	C	N1-C2-O2	5.22	122.03	118.90
55	BB	53	A	N1-C6-N6	-5.22	115.47	118.60
54	BA	101	A	O4'-C1'-N9	5.22	112.38	108.20
54	BA	2824	C	O4'-C1'-N1	5.22	112.38	108.20
21	AA	1481	U	O4'-C1'-N1	5.22	112.38	108.20
54	BA	1204	A	C1'-O4'-C4'	-5.22	105.72	109.90
54	BA	1439	A	C2-N3-C4	5.22	113.21	110.60
54	BA	394	C	O4'-C1'-N1	5.22	112.38	108.20
54	BA	1233	C	N1-C2-O2	5.22	122.03	118.90
54	BA	2694	G	C5-C6-N1	5.22	114.11	111.50
54	BA	2821	A	C4-C5-C6	-5.22	114.39	117.00
21	AA	366	A	P-O3'-C3'	5.22	125.96	119.70

Continued on next page...

Continued from previous page...

Mol	Chain	Res	Type	Atoms	Z	Observed(°)	Ideal(°)
21	AA	675	A	C6-C5-N7	5.22	135.95	132.30
54	BA	885	C	N3-C2-O2	-5.22	118.25	121.90
54	BA	1293	C	N1-C2-O2	5.22	122.03	118.90
54	BA	2442	C	N1-C2-O2	5.22	122.03	118.90
21	AA	117	G	C5-C6-N1	5.21	114.11	111.50
21	AA	718	A	C4-C5-C6	-5.21	114.39	117.00
54	BA	279	A	C4-C5-C6	-5.21	114.39	117.00
54	BA	1158	C	C5'-C4'-O4'	5.21	115.36	109.10
54	BA	119	A	O4'-C1'-N9	5.21	112.37	108.20
21	AA	305	G	O4'-C1'-N9	5.21	112.37	108.20
54	BA	1625	C	N3-C4-N4	-5.21	114.35	118.00
54	BA	1398	C	O4'-C1'-N1	5.21	112.37	108.20
54	BA	1816	C	N1-C2-O2	5.21	122.03	118.90
54	BA	2045	C	N3-C4-N4	-5.21	114.35	118.00
54	BA	2785	C	O4'-C1'-N1	5.21	112.37	108.20
21	AA	236	A	C3'-C2'-C1'	5.21	105.67	101.50
54	BA	1114	C	N1-C2-O2	5.21	122.02	118.90
54	BA	1594	U	C5-C6-N1	-5.21	120.10	122.70
54	BA	1631	G	C5-C6-N1	5.21	114.10	111.50
54	BA	2467	C	N3-C2-O2	-5.21	118.26	121.90
54	BA	2332	C	N3-C4-N4	-5.21	114.36	118.00
2	AC	64	ARG	NE-CZ-NH1	5.20	122.90	120.30
21	AA	1008	U	O4'-C1'-N1	5.20	112.36	108.20
21	AA	1115	U	O4'-C1'-N1	5.20	112.36	108.20
21	AA	1276	G	N7-C8-N9	5.20	115.70	113.10
54	BA	2326	C	N1-C2-O2	5.20	122.02	118.90
54	BA	2652	C	O4'-C1'-N1	5.20	112.36	108.20
56	B5	60	ARG	NE-CZ-NH2	5.20	122.90	120.30
20	AU	17	ARG	NE-CZ-NH2	5.20	122.90	120.30
21	AA	1381	U	N3-C2-O2	-5.20	118.56	122.20
54	BA	2051	A	C4-C5-C6	-5.20	114.40	117.00
54	BA	729	G	N1-C6-O6	-5.20	116.78	119.90
54	BA	1177	G	N1-C6-O6	-5.20	116.78	119.90
54	BA	2416	C	N1-C2-O2	5.20	122.02	118.90
54	BA	649	G	N3-C2-N2	-5.20	116.26	119.90
6	AG	110	ARG	NE-CZ-NH1	5.20	122.90	120.30
24	A3	13	C	N3-C4-N4	-5.20	114.36	118.00
54	BA	57	C	C4'-C3'-C2'	-5.20	97.41	102.60
54	BA	83	A	C4-C5-C6	-5.20	114.40	117.00
54	BA	96	C	O4'-C1'-N1	5.20	112.36	108.20
54	BA	919	U	O4'-C1'-N1	5.20	112.36	108.20
54	BA	1043	C	N1-C2-O2	5.20	122.02	118.90

Continued on next page...

Continued from previous page...

Mol	Chain	Res	Type	Atoms	Z	Observed(°)	Ideal(°)
54	BA	1387	A	O4'-C1'-N9	5.20	112.36	108.20
12	AM	86	ARG	NE-CZ-NH1	5.19	122.90	120.30
21	AA	61	G	C5-C6-N1	5.19	114.10	111.50
21	AA	1129	C	C3'-C2'-C1'	5.19	105.65	101.50
21	AA	1261	A	C4-C5-C6	-5.19	114.40	117.00
54	BA	1744	A	C4-C5-C6	-5.19	114.41	117.00
54	BA	1982	U	O4'-C1'-N1	5.19	112.35	108.20
54	BA	205	G	N1-C6-O6	-5.19	116.79	119.90
21	AA	581	G	N1-C6-O6	-5.19	116.79	119.90
21	AA	653	U	C3'-C2'-C1'	5.19	105.65	101.50
21	AA	1028	C	N1-C2-O2	5.19	122.01	118.90
21	AA	1054	C	N3-C4-C5	5.19	123.97	121.90
27	BE	162	ARG	NE-CZ-NH1	5.19	122.89	120.30
54	BA	316	C	N1-C2-O2	5.19	122.01	118.90
54	BA	479	A	C6-C5-N7	5.19	135.93	132.30
54	BA	1578	U	O4'-C1'-N1	5.19	112.35	108.20
54	BA	1942	C	N1-C2-O2	5.19	122.01	118.90
55	BB	105	G	O4'-C1'-N9	5.19	112.35	108.20
21	AA	373	A	O4'-C1'-N9	5.19	112.35	108.20
21	AA	1157	A	N1-C6-N6	-5.19	115.49	118.60
21	AA	1373	G	N1-C6-O6	-5.19	116.79	119.90
54	BA	1959	G	C5'-C4'-O4'	5.19	115.32	109.10
55	BB	4	C	O4'-C1'-N1	5.19	112.35	108.20
3	AD	103	ARG	NE-CZ-NH1	5.18	122.89	120.30
21	AA	949	A	C6-C5-N7	5.18	135.93	132.30
38	BP	88	ARG	NE-CZ-NH1	5.18	122.89	120.30
54	BA	2515	C	O4'-C1'-N1	5.18	112.35	108.20
54	BA	2752	C	N1-C2-O2	5.18	122.01	118.90
21	AA	393	A	C6-C5-N7	5.18	135.93	132.30
21	AA	567	G	N1-C6-O6	-5.18	116.79	119.90
54	BA	523	C	N1-C2-O2	5.18	122.01	118.90
54	BA	1005	C	C3'-C2'-C1'	5.18	105.65	101.50
54	BA	1297	C	O4'-C1'-N1	5.18	112.35	108.20
54	BA	1983	G	C5-C6-N1	5.18	114.09	111.50
55	BB	99	A	C4-C5-C6	-5.18	114.41	117.00
21	AA	658	C	N3-C4-C5	5.18	123.97	121.90
51	B2	41	ARG	NE-CZ-NH1	5.18	122.89	120.30
54	BA	2772	C	N1-C2-O2	5.18	122.01	118.90
21	AA	412	A	O4'-C1'-N9	5.18	112.34	108.20
21	AA	440	C	N3-C2-O2	-5.18	118.27	121.90
21	AA	466	A	C4-C5-C6	-5.18	114.41	117.00
21	AA	750	C	N1-C2-O2	5.18	122.01	118.90

Continued on next page...

Continued from previous page...

Mol	Chain	Res	Type	Atoms	Z	Observed(°)	Ideal(°)
21	AA	1306	A	C4-C5-C6	-5.18	114.41	117.00
21	AA	1313	U	O4'-C1'-N1	5.18	112.34	108.20
54	BA	192	C	N3-C4-C5	5.18	123.97	121.90
54	BA	836	G	C5-C6-N1	5.18	114.09	111.50
21	AA	315	A	C4-C5-C6	-5.18	114.41	117.00
21	AA	750	C	O4'-C1'-N1	5.18	112.34	108.20
54	BA	71	A	C4-C5-C6	-5.18	114.41	117.00
21	AA	175	C	N1-C2-O2	5.18	122.01	118.90
21	AA	1350	A	C6-C5-N7	5.18	135.92	132.30
54	BA	568	U	C5-C6-N1	-5.18	120.11	122.70
54	BA	1455	G	N1-C6-O6	-5.18	116.79	119.90
54	BA	1469	A	C6-C5-N7	5.18	135.92	132.30
55	BB	110	C	O4'-C1'-N1	5.18	112.34	108.20
21	AA	1147	C	O4'-C1'-N1	5.17	112.34	108.20
21	AA	833	G	N3-C2-N2	-5.17	116.28	119.90
32	BJ	116	ARG	NE-CZ-NH1	5.17	122.89	120.30
54	BA	1653	G	O4'-C1'-N9	5.17	112.34	108.20
21	AA	1499	A	C4-C5-C6	-5.17	114.42	117.00
24	A3	59	A	C4-C5-C6	-5.17	114.41	117.00
54	BA	278	A	O4'-C1'-N9	5.17	112.34	108.20
54	BA	560	C	N1-C2-O2	5.17	122.00	118.90
54	BA	1570	A	C4-C5-C6	-5.17	114.42	117.00
21	AA	691	G	C5-C6-N1	5.17	114.08	111.50
21	AA	743	A	C6-C5-N7	5.17	135.92	132.30
21	AA	1441	A	C6-C5-N7	5.17	135.92	132.30
22	A1	56	C	C3'-C2'-C1'	5.17	105.64	101.50
54	BA	514	A	O4'-C1'-N9	5.17	112.33	108.20
54	BA	2069	G	C5-C6-N1	5.17	114.08	111.50
54	BA	2487	G	O4'-C1'-N9	5.17	112.33	108.20
55	BB	47	C	O4'-C1'-N1	5.17	112.33	108.20
21	AA	614	C	O4'-C1'-N1	5.17	112.33	108.20
21	AA	835	U	O4'-C1'-N1	5.17	112.33	108.20
21	AA	1273	C	N3-C2-O2	-5.17	118.28	121.90
21	AA	1363	A	C4-C5-C6	-5.17	114.42	117.00
24	A3	1	C	C6-N1-C2	-5.17	118.23	120.30
54	BA	1204	A	C4-C5-C6	-5.17	114.42	117.00
54	BA	2130	U	N3-C2-O2	-5.17	118.58	122.20
54	BA	2428	G	P-O3'-C3'	5.17	125.90	119.70
54	BA	2586	U	C2'-C3'-O3'	5.17	121.97	113.70
21	AA	234	C	N1-C2-O2	5.17	122.00	118.90
52	B3	7	ARG	NE-CZ-NH1	5.17	122.88	120.30
54	BA	2246	G	C5-C6-N1	5.17	114.08	111.50

Continued on next page...

Continued from previous page...

Mol	Chain	Res	Type	Atoms	Z	Observed(°)	Ideal(°)
54	BA	42	A	C4-C5-C6	-5.16	114.42	117.00
54	BA	107	G	N7-C8-N9	5.16	115.68	113.10
54	BA	1314	C	C6-N1-C2	-5.16	118.23	120.30
54	BA	2483	C	O4'-C1'-N1	5.16	112.33	108.20
21	AA	119	A	C4-C5-C6	-5.16	114.42	117.00
21	AA	963	G	N1-C6-O6	-5.16	116.80	119.90
54	BA	338	G	N3-C4-C5	-5.16	126.02	128.60
54	BA	414	C	N1-C2-O2	5.16	122.00	118.90
54	BA	203	A	O4'-C1'-N9	5.16	112.33	108.20
54	BA	229	C	N1-C2-O2	5.16	122.00	118.90
54	BA	680	C	N3-C2-O2	-5.16	118.29	121.90
21	AA	401	C	N1-C2-O2	5.16	121.99	118.90
24	A3	69	C	N3-C2-O2	-5.16	118.29	121.90
54	BA	1538	G	N1-C6-O6	-5.16	116.81	119.90
21	AA	968	A	C4-C5-C6	-5.16	114.42	117.00
21	AA	1134	G	N1-C6-O6	-5.16	116.81	119.90
54	BA	1779	U	O4'-C1'-N1	5.16	112.32	108.20
55	BB	26	C	N1-C2-O2	5.16	121.99	118.90
24	A3	13	C	N1-C2-O2	5.15	121.99	118.90
54	BA	211	C	O4'-C1'-N1	5.15	112.32	108.20
54	BA	468	G	O4'-C1'-N9	5.15	112.32	108.20
21	AA	496	A	O4'-C1'-N9	5.15	112.32	108.20
21	AA	574	A	C6-C5-N7	5.15	135.91	132.30
35	BM	81	ARG	NE-CZ-NH1	-5.15	117.72	120.30
54	BA	1111	A	O4'-C1'-N9	5.15	112.32	108.20
54	BA	1209	U	O4'-C1'-N1	5.15	112.32	108.20
54	BA	2348	U	O4'-C1'-N1	5.15	112.32	108.20
54	BA	191	A	C4-C5-C6	-5.15	114.42	117.00
54	BA	324	A	C4-C5-C6	-5.15	114.42	117.00
54	BA	1067	A	O4'-C1'-N9	5.15	112.32	108.20
21	AA	31	G	N1-C6-O6	-5.15	116.81	119.90
54	BA	1852	U	N3-C2-O2	-5.15	118.60	122.20
55	BB	87	U	N3-C2-O2	-5.15	118.60	122.20
21	AA	450	G	O4'-C1'-N9	5.15	112.32	108.20
54	BA	1158	C	N1-C2-O2	5.15	121.99	118.90
54	BA	2059	A	C6-C5-N7	5.15	135.90	132.30
54	BA	2566	A	O4'-C1'-N9	5.15	112.32	108.20
21	AA	948	C	O4'-C1'-N1	5.14	112.31	108.20
54	BA	1175	A	O4'-C1'-N9	5.14	112.32	108.20
54	BA	1913	A	C4-C5-C6	-5.14	114.43	117.00
21	AA	990	C	N1-C2-O2	5.14	121.98	118.90
54	BA	33	C	O4'-C1'-N1	5.14	112.31	108.20

Continued on next page...

Continued from previous page...

Mol	Chain	Res	Type	Atoms	Z	Observed(°)	Ideal(°)
54	BA	464	U	O4'-C1'-N1	5.14	112.31	108.20
54	BA	597	G	N1-C6-O6	-5.14	116.81	119.90
54	BA	2101	A	C4-C5-C6	-5.14	114.43	117.00
54	BA	904	G	N1-C6-O6	-5.14	116.81	119.90
54	BA	2772	C	O4'-C1'-N1	5.14	112.31	108.20
21	AA	682	G	C5'-C4'-C3'	-5.14	107.78	116.00
21	AA	787	A	C4-C5-C6	-5.14	114.43	117.00
21	AA	1278	G	O4'-C1'-N9	5.14	112.31	108.20
54	BA	74	A	C4-C5-C6	-5.14	114.43	117.00
54	BA	903	C	O4'-C1'-N1	5.14	112.31	108.20
54	BA	957	C	N1-C2-O2	5.14	121.98	118.90
54	BA	2769	U	O4'-C1'-N1	5.14	112.31	108.20
25	BC	132	ARG	NH1-CZ-NH2	-5.14	113.75	119.40
54	BA	774	G	N3-C4-C5	-5.14	126.03	128.60
54	BA	1015	U	C3'-C2'-C1'	5.14	105.61	101.50
54	BA	2211	A	C4-C5-C6	-5.14	114.43	117.00
24	A3	57	C	N3-C2-O2	-5.14	118.31	121.90
12	AM	111	PRO	C-N-CA	5.13	134.54	121.70
21	AA	183	C	C1'-O4'-C4'	-5.13	105.79	109.90
21	AA	346	G	C8-N9-C4	-5.13	104.35	106.40
22	A1	76	A	C5-C6-N1	5.13	120.27	117.70
54	BA	1741	C	O4'-C1'-N1	5.13	112.31	108.20
54	BA	1830	C	N3-C2-O2	-5.13	118.31	121.90
54	BA	1845	G	N1-C6-O6	-5.13	116.82	119.90
54	BA	2395	C	N3-C2-O2	-5.13	118.31	121.90
21	AA	280	C	N1-C2-O2	5.13	121.98	118.90
54	BA	1403	A	C6-C5-N7	5.13	135.89	132.30
54	BA	1842	G	N1-C6-O6	-5.13	116.82	119.90
21	AA	251	G	C5'-C4'-C3'	-5.13	107.79	116.00
21	AA	844	G	O4'-C1'-N9	5.13	112.31	108.20
21	AA	987	G	N1-C6-O6	-5.13	116.82	119.90
54	BA	119	A	C6-C5-N7	5.13	135.89	132.30
54	BA	320	A	C4-C5-C6	-5.13	114.43	117.00
54	BA	993	G	N1-C6-O6	-5.13	116.82	119.90
54	BA	1258	U	C5-C6-N1	-5.13	120.13	122.70
54	BA	1767	G	N1-C6-O6	-5.13	116.82	119.90
54	BA	1857	G	N3-C4-C5	-5.13	126.03	128.60
55	BB	115	A	C6-C5-N7	5.13	135.89	132.30
21	AA	931	C	N1-C2-O2	5.13	121.98	118.90
54	BA	366	C	N1-C2-O2	5.13	121.98	118.90
54	BA	869	G	N1-C6-O6	-5.13	116.82	119.90
54	BA	900	A	C6-C5-N7	5.13	135.89	132.30

Continued on next page...

Continued from previous page...

Mol	Chain	Res	Type	Atoms	Z	Observed(°)	Ideal(°)
54	BA	1640	A	C4-C5-C6	-5.13	114.44	117.00
21	AA	1290	G	N3-C2-N2	-5.13	116.31	119.90
54	BA	564	C	O4'-C1'-N1	5.13	112.30	108.20
54	BA	1611	C	N1-C2-O2	5.13	121.98	118.90
54	BA	2307	G	N3-C4-C5	-5.13	126.04	128.60
54	BA	2429	G	N3-C2-N2	-5.13	116.31	119.90
22	A1	36	C	N1-C2-O2	5.13	121.98	118.90
54	BA	1068	G	O4'-C1'-N9	5.13	112.30	108.20
54	BA	1694	C	N3-C2-O2	-5.13	118.31	121.90
54	BA	148	U	N3-C2-O2	-5.12	118.61	122.20
54	BA	695	G	C5-C6-N1	5.12	114.06	111.50
54	BA	2837	A	C6-C5-N7	5.12	135.89	132.30
21	AA	198	G	N1-C6-O6	-5.12	116.83	119.90
21	AA	468	A	C4-C5-C6	-5.12	114.44	117.00
54	BA	1748	C	N1-C2-O2	5.12	121.97	118.90
54	BA	1787	A	C4-C5-C6	-5.12	114.44	117.00
21	AA	1030	U	C1'-O4'-C4'	-5.12	105.80	109.90
21	AA	1252	A	C4-C5-C6	-5.12	114.44	117.00
21	AA	1295	U	N3-C2-O2	-5.12	118.61	122.20
24	A3	41	C	O4'-C1'-N1	5.12	112.30	108.20
54	BA	157	C	N1-C2-O2	5.12	121.97	118.90
54	BA	435	C	N1-C2-O2	5.12	121.97	118.90
54	BA	1289	C	N1-C2-O2	5.12	121.97	118.90
54	BA	1933	G	C8-N9-C4	-5.12	104.35	106.40
54	BA	2675	A	C4-C5-C6	-5.12	114.44	117.00
54	BA	2763	G	N1-C6-O6	-5.12	116.83	119.90
54	BA	2816	G	N3-C2-N2	-5.12	116.31	119.90
54	BA	252	G	N1-C6-O6	-5.12	116.83	119.90
54	BA	514	A	C4-C5-C6	-5.12	114.44	117.00
54	BA	1945	G	C5-C6-N1	5.12	114.06	111.50
54	BA	540	C	N1-C2-O2	5.12	121.97	118.90
54	BA	766	U	O4'-C1'-N1	5.12	112.30	108.20
54	BA	832	U	O4'-C1'-N1	5.12	112.30	108.20
54	BA	1886	U	N3-C2-O2	-5.12	118.62	122.20
54	BA	2882	A	C6-C5-N7	5.12	135.88	132.30
54	BA	239	C	O4'-C1'-N1	5.12	112.29	108.20
54	BA	1172	C	O4'-C1'-N1	5.12	112.29	108.20
54	BA	1535	A	C4-C5-C6	-5.12	114.44	117.00
54	BA	2412	A	C4-C5-C6	-5.12	114.44	117.00
54	BA	2795	C	N1-C2-O2	5.12	121.97	118.90
21	AA	367	U	N3-C2-O2	-5.11	118.62	122.20
21	AA	755	G	N3-C2-N2	-5.11	116.32	119.90

Continued on next page...

Continued from previous page...

Mol	Chain	Res	Type	Atoms	Z	Observed(°)	Ideal(°)
21	AA	880	C	O4'-C1'-N1	5.11	112.29	108.20
54	BA	289	G	O4'-C1'-N9	5.11	112.29	108.20
54	BA	647	G	O4'-C1'-N9	5.11	112.29	108.20
54	BA	1097	U	N3-C2-O2	-5.11	118.62	122.20
54	BA	1243	C	N1-C2-O2	5.11	121.97	118.90
54	BA	1269	A	C6-C5-N7	5.11	135.88	132.30
54	BA	1497	U	O4'-C1'-C2'	-5.11	100.69	105.80
54	BA	2300	C	N1-C2-O2	5.11	121.97	118.90
12	AM	89	ARG	NE-CZ-NH2	-5.11	117.74	120.30
54	BA	1510	G	C5'-C4'-O4'	5.11	115.23	109.10
54	BA	2279	G	C4'-C3'-C2'	-5.11	97.49	102.60
1	AB	224	ARG	NE-CZ-NH1	5.11	122.86	120.30
54	BA	163	C	N1-C2-O2	5.11	121.97	118.90
54	BA	2052	A	C4-C5-C6	-5.11	114.44	117.00
21	AA	388	G	N1-C6-O6	-5.11	116.83	119.90
54	BA	1301	A	O4'-C1'-C2'	-5.11	100.69	105.80
54	BA	2029	G	N1-C6-O6	-5.11	116.83	119.90
54	BA	2233	U	O4'-C1'-N1	5.11	112.29	108.20
21	AA	544	G	O4'-C1'-N9	5.11	112.29	108.20
54	BA	140	C	N3-C4-N4	-5.11	114.43	118.00
54	BA	513	A	C6-C5-N7	5.11	135.87	132.30
54	BA	1294	U	O4'-C1'-N1	5.11	112.28	108.20
54	BA	1447	C	C4'-C3'-C2'	-5.11	97.49	102.60
21	AA	690	G	N1-C6-O6	-5.10	116.84	119.90
54	BA	277	G	C5-C6-N1	5.10	114.05	111.50
3	AD	187	ARG	NE-CZ-NH1	5.10	122.85	120.30
24	A3	3	C	N3-C2-O2	-5.10	118.33	121.90
54	BA	529	A	C4-C5-C6	-5.10	114.45	117.00
54	BA	2337	G	N1-C6-O6	-5.10	116.84	119.90
54	BA	2501	C	C3'-C2'-C1'	5.10	105.58	101.50
51	B2	19	ARG	NE-CZ-NH1	5.10	122.85	120.30
54	BA	1236	G	O4'-C1'-N9	5.10	112.28	108.20
54	BA	1864	U	N3-C2-O2	-5.10	118.63	122.20
54	BA	2102	G	N1-C6-O6	-5.10	116.84	119.90
54	BA	2833	U	O4'-C1'-N1	5.10	112.28	108.20
21	AA	216	U	N3-C2-O2	-5.10	118.63	122.20
54	BA	303	G	N1-C6-O6	-5.10	116.84	119.90
54	BA	1465	G	O4'-C1'-N9	5.10	112.28	108.20
54	BA	1505	A	C6-C5-N7	5.10	135.87	132.30
54	BA	1809	A	C4-C5-C6	-5.10	114.45	117.00
21	AA	1150	A	C6-C5-N7	5.10	135.87	132.30
54	BA	1194	A	C4-C5-C6	-5.10	114.45	117.00

Continued on next page...

Continued from previous page...

Mol	Chain	Res	Type	Atoms	Z	Observed(°)	Ideal(°)
54	BA	2384	U	O4'-C1'-N1	5.10	112.28	108.20
14	AO	88	ARG	NE-CZ-NH1	5.09	122.85	120.30
21	AA	843	U	N3-C2-O2	-5.09	118.63	122.20
54	BA	61	C	O4'-C1'-N1	5.09	112.28	108.20
54	BA	2025	C	N1-C2-O2	5.09	121.96	118.90
54	BA	2149	U	O4'-C1'-N1	5.09	112.28	108.20
21	AA	1200	C	N3-C4-N4	-5.09	114.44	118.00
54	BA	814	C	O4'-C1'-N1	5.09	112.27	108.20
54	BA	1312	U	N3-C2-O2	-5.09	118.64	122.20
54	BA	2250	G	N1-C6-O6	-5.09	116.84	119.90
54	BA	2823	A	C4-C5-C6	-5.09	114.45	117.00
21	AA	423	G	N3-C4-C5	-5.09	126.06	128.60
21	AA	883	C	N1-C2-O2	5.09	121.95	118.90
54	BA	633	A	C4-C5-C6	-5.09	114.45	117.00
54	BA	995	C	N1-C2-O2	5.09	121.95	118.90
54	BA	2396	G	N1-C6-O6	-5.09	116.85	119.90
21	AA	846	G	O4'-C1'-N9	5.09	112.27	108.20
23	A2	90	U	C5-C6-N1	-5.09	120.16	122.70
54	BA	1843	C	N1-C2-O2	5.09	121.95	118.90
21	AA	758	C	N1-C2-O2	5.09	121.95	118.90
21	AA	869	G	N1-C6-O6	-5.09	116.85	119.90
54	BA	401	A	C4-C5-C6	-5.09	114.46	117.00
54	BA	1097	U	O4'-C1'-C2'	-5.09	100.71	105.80
54	BA	2091	C	N1-C2-O2	5.09	121.95	118.90
54	BA	2304	G	O4'-C1'-N9	5.09	112.27	108.20
54	BA	2424	C	N1-C2-O2	5.09	121.95	118.90
54	BA	2881	U	C3'-C2'-C1'	5.09	105.57	101.50
21	AA	505	G	N1-C6-O6	-5.08	116.85	119.90
54	BA	148	U	O4'-C1'-N1	5.08	112.27	108.20
54	BA	1706	C	N1-C2-O2	5.08	121.95	118.90
54	BA	2589	A	C3'-C2'-C1'	5.08	105.57	101.50
24	A3	17	C	N1-C2-O2	5.08	121.95	118.90
31	BI	133	ARG	NH1-CZ-NH2	-5.08	113.81	119.40
54	BA	2066	C	O4'-C1'-N1	5.08	112.27	108.20
54	BA	2092	U	N3-C2-O2	-5.08	118.64	122.20
21	AA	882	C	N3-C4-N4	-5.08	114.44	118.00
21	AA	1132	C	N1-C2-O2	5.08	121.95	118.90
54	BA	80	G	N1-C6-O6	-5.08	116.85	119.90
54	BA	764	A	C4-C5-C6	-5.08	114.46	117.00
54	BA	826	U	N3-C2-O2	-5.08	118.64	122.20
54	BA	1818	U	O4'-C1'-N1	5.08	112.27	108.20
54	BA	2658	C	O4'-C1'-N1	5.08	112.27	108.20

Continued on next page...

Continued from previous page...

Mol	Chain	Res	Type	Atoms	Z	Observed(°)	Ideal(°)
54	BA	634	C	N3-C4-C5	5.08	123.93	121.90
54	BA	904	G	C5-C6-N1	5.08	114.04	111.50
54	BA	2806	C	O4'-C1'-N1	5.08	112.26	108.20
21	AA	362	G	N3-C4-C5	-5.08	126.06	128.60
21	AA	555	U	O4'-C1'-N1	5.08	112.26	108.20
21	AA	817	C	O4'-C1'-N1	5.08	112.26	108.20
54	BA	1614	A	O4'-C1'-N9	5.08	112.26	108.20
54	BA	1798	U	O4'-C1'-N1	5.08	112.26	108.20
54	BA	2117	A	C3'-C2'-C1'	5.08	105.56	101.50
55	BB	19	C	C5'-C4'-O4'	5.08	115.19	109.10
21	AA	58	C	N1-C2-O2	5.08	121.95	118.90
21	AA	686	U	C1'-O4'-C4'	-5.08	105.84	109.90
21	AA	1332	A	C4-C5-C6	-5.08	114.46	117.00
21	AA	1399	C	C3'-C2'-C1'	5.08	105.56	101.50
54	BA	1691	C	O4'-C1'-N1	5.08	112.26	108.20
54	BA	1905	C	N1-C2-O2	5.08	121.95	118.90
21	AA	1131	G	C5-C6-N1	5.08	114.04	111.50
24	A3	75	C	C5'-C4'-C3'	-5.08	107.88	116.00
54	BA	331	C	O4'-C1'-N1	5.08	112.26	108.20
54	BA	828	U	N3-C2-O2	-5.08	118.65	122.20
54	BA	2604	U	O4'-C1'-N1	5.08	112.26	108.20
54	BA	2770	G	N3-C2-N2	-5.08	116.35	119.90
55	BB	28	C	O4'-C1'-N1	5.08	112.26	108.20
21	AA	232	G	N1-C6-O6	-5.07	116.86	119.90
54	BA	1054	A	C6-C5-N7	5.07	135.85	132.30
54	BA	1412	U	O4'-C1'-N1	5.07	112.26	108.20
54	BA	2111	U	C5-C6-N1	-5.07	120.16	122.70
54	BA	229	C	N3-C4-C5	5.07	123.93	121.90
21	AA	970	C	N1-C2-O2	5.07	121.94	118.90
54	BA	228	C	N3-C2-O2	-5.07	118.35	121.90
54	BA	2609	U	N3-C2-O2	-5.07	118.65	122.20
54	BA	2719	G	N1-C6-O6	-5.07	116.86	119.90
21	AA	808	C	N1-C2-O2	5.07	121.94	118.90
21	AA	1098	C	O4'-C1'-N1	5.07	112.25	108.20
54	BA	1001	A	C4-C5-C6	-5.07	114.47	117.00
54	BA	1123	C	O4'-C1'-N1	5.07	112.26	108.20
21	AA	415	A	O4'-C1'-N9	5.07	112.25	108.20
21	AA	1358	U	C5-C6-N1	-5.07	120.17	122.70
55	BB	86	G	N1-C6-O6	-5.07	116.86	119.90
8	AI	79	ARG	NE-CZ-NH1	5.07	122.83	120.30
21	AA	611	C	N1-C2-O2	5.07	121.94	118.90
24	A3	14	A	C4-C5-C6	-5.07	114.47	117.00

Continued on next page...

Continued from previous page...

Mol	Chain	Res	Type	Atoms	Z	Observed(°)	Ideal(°)
33	BK	108	ARG	NE-CZ-NH1	5.07	122.83	120.30
54	BA	156	A	C6-C5-N7	5.07	135.85	132.30
54	BA	433	C	O4'-C1'-N1	5.07	112.25	108.20
54	BA	1093	G	C5-C6-N1	5.07	114.03	111.50
54	BA	1647	U	O4'-C1'-N1	5.07	112.25	108.20
54	BA	2001	C	N3-C2-O2	-5.07	118.36	121.90
54	BA	2755	C	N1-C2-O2	5.07	121.94	118.90
21	AA	1487	G	N3-C2-N2	-5.06	116.36	119.90
54	BA	1524	G	C5-C6-N1	5.06	114.03	111.50
54	BA	2655	G	C3'-C2'-C1'	-5.06	97.45	101.50
21	AA	458	U	C5-C6-N1	-5.06	120.17	122.70
21	AA	717	U	O4'-C1'-N1	5.06	112.25	108.20
21	AA	1278	G	N3-C4-C5	-5.06	126.07	128.60
54	BA	496	G	N1-C6-O6	-5.06	116.86	119.90
54	BA	650	C	N1-C2-O2	5.06	121.94	118.90
54	BA	669	G	C3'-C2'-C1'	5.06	105.55	101.50
54	BA	1439	A	C4-C5-C6	-5.06	114.47	117.00
21	AA	360	G	C5-C6-N1	5.06	114.03	111.50
54	BA	2641	G	N1-C6-O6	-5.06	116.86	119.90
54	BA	2752	C	O4'-C1'-N1	5.06	112.25	108.20
21	AA	184	G	N3-C4-C5	-5.06	126.07	128.60
54	BA	2015	A	C4-C5-C6	-5.06	114.47	117.00
21	AA	173	U	N3-C2-O2	-5.06	118.66	122.20
21	AA	191	G	N3-C4-C5	-5.05	126.07	128.60
25	BC	237	ARG	NE-CZ-NH1	5.05	122.83	120.30
54	BA	669	G	N3-C4-C5	-5.05	126.07	128.60
54	BA	706	A	C6-C5-N7	5.05	135.84	132.30
54	BA	1288	G	C1'-O4'-C4'	-5.05	105.86	109.90
54	BA	1798	U	C5-C6-N1	-5.05	120.17	122.70
54	BA	1956	U	N3-C2-O2	-5.05	118.66	122.20
21	AA	204	G	C5-C6-N1	5.05	114.03	111.50
21	AA	377	G	N3-C4-C5	-5.05	126.07	128.60
21	AA	699	C	N3-C2-O2	-5.05	118.36	121.90
21	AA	889	A	C6-C5-N7	5.05	135.84	132.30
24	A3	75	C	N3-C4-N4	-5.05	114.46	118.00
54	BA	1752	C	N1-C2-O2	5.05	121.93	118.90
21	AA	1393	U	N3-C2-O2	-5.05	118.67	122.20
21	AA	1531	A	C6-C5-N7	5.05	135.84	132.30
23	A2	84	G	N1-C6-O6	-5.05	116.87	119.90
54	BA	550	C	N1-C2-O2	5.05	121.93	118.90
54	BA	717	C	N1-C2-O2	5.05	121.93	118.90
54	BA	487	C	N3-C4-C5	5.05	123.92	121.90

Continued on next page...

Continued from previous page...

Mol	Chain	Res	Type	Atoms	Z	Observed(°)	Ideal(°)
54	BA	1527	G	O4'-C1'-N9	5.05	112.24	108.20
55	BB	98	G	C5-C6-N1	5.05	114.02	111.50
21	AA	110	C	N1-C2-O2	5.05	121.93	118.90
21	AA	1027	C	N1-C2-O2	5.05	121.93	118.90
21	AA	1313	U	N3-C2-O2	-5.05	118.67	122.20
24	A3	1	C	N1-C2-O2	5.05	121.93	118.90
54	BA	127	A	C4-C5-C6	-5.05	114.48	117.00
54	BA	1225	G	O4'-C1'-N9	5.05	112.24	108.20
54	BA	2875	C	C1'-O4'-C4'	-5.05	105.86	109.90
21	AA	339	C	O4'-C1'-N1	5.04	112.24	108.20
21	AA	790	A	C3'-C2'-C1'	5.04	105.54	101.50
21	AA	1407	C	N1-C2-O2	5.04	121.93	118.90
27	BE	61	ARG	NE-CZ-NH1	5.04	122.82	120.30
54	BA	1166	G	C5-C6-N1	5.04	114.02	111.50
54	BA	1871	A	C4-C5-C6	-5.04	114.48	117.00
54	BA	2333	A	C4-C5-C6	-5.04	114.48	117.00
21	AA	561	U	N3-C2-O2	-5.04	118.67	122.20
21	AA	724	G	N1-C6-O6	-5.04	116.87	119.90
24	A3	77	A	C4-C5-C6	-5.04	114.48	117.00
54	BA	590	A	C6-C5-N7	5.04	135.83	132.30
54	BA	1207	C	N3-C2-O2	-5.04	118.37	121.90
55	BB	66	A	C6-C5-N7	5.04	135.83	132.30
21	AA	453	G	N3-C4-C5	-5.04	126.08	128.60
22	A1	60	C	N3-C4-N4	-5.04	114.47	118.00
54	BA	1732	C	N3-C4-C5	5.04	123.92	121.90
54	BA	1933	G	N3-C4-C5	-5.04	126.08	128.60
9	AJ	68	ARG	NE-CZ-NH1	5.04	122.82	120.30
54	BA	1790	C	N3-C2-O2	-5.04	118.37	121.90
54	BA	2503	A	P-O3'-C3'	5.04	125.75	119.70
21	AA	434	U	O4'-C1'-N1	5.04	112.23	108.20
21	AA	571	U	N3-C2-O2	-5.04	118.67	122.20
21	AA	856	C	N1-C2-O2	5.04	121.92	118.90
54	BA	285	G	N1-C6-O6	-5.04	116.88	119.90
54	BA	443	A	C6-C5-N7	5.04	135.83	132.30
54	BA	1876	A	C4-C5-C6	-5.04	114.48	117.00
29	BG	68	ARG	NE-CZ-NH2	-5.04	117.78	120.30
54	BA	485	C	O4'-C1'-N1	5.04	112.23	108.20
54	BA	828	U	O4'-C1'-N1	5.04	112.23	108.20
54	BA	893	C	O4'-C1'-N1	5.04	112.23	108.20
55	BB	58	A	C6-C5-N7	5.04	135.83	132.30
21	AA	290	C	N1-C2-O2	5.04	121.92	118.90
54	BA	452	G	C5'-C4'-O4'	5.04	115.14	109.10

Continued on next page...

Continued from previous page...

Mol	Chain	Res	Type	Atoms	Z	Observed(°)	Ideal(°)
54	BA	681	G	C5-C6-N1	5.04	114.02	111.50
54	BA	855	G	O4'-C1'-N9	5.04	112.23	108.20
54	BA	1906	G	O4'-C1'-N9	5.04	112.23	108.20
21	AA	1126	U	O4'-C1'-N1	5.03	112.23	108.20
54	BA	1060	U	O4'-C1'-N1	5.03	112.23	108.20
54	BA	1139	G	C5-C6-N1	5.03	114.02	111.50
54	BA	1812	U	C4'-C3'-C2'	-5.03	97.57	102.60
54	BA	2513	A	O4'-C1'-N9	5.03	112.23	108.20
54	BA	2626	C	N1-C2-O2	5.03	121.92	118.90
54	BA	2723	C	O4'-C1'-N1	5.03	112.23	108.20
54	BA	2737	G	N1-C6-O6	-5.03	116.88	119.90
54	BA	2879	A	C4-C5-C6	-5.03	114.48	117.00
21	AA	638	U	O4'-C1'-N1	5.03	112.22	108.20
54	BA	236	C	O4'-C1'-N1	5.03	112.23	108.20
54	BA	651	G	N1-C6-O6	-5.03	116.88	119.90
54	BA	1967	C	N1-C2-O2	5.03	121.92	118.90
54	BA	2591	C	N3-C4-C5	5.03	123.91	121.90
19	AT	24	ARG	NE-CZ-NH1	5.03	122.81	120.30
21	AA	374	A	C4-C5-C6	-5.03	114.48	117.00
21	AA	874	G	N1-C6-O6	-5.03	116.88	119.90
54	BA	398	C	O4'-C1'-N1	5.03	112.22	108.20
54	BA	1230	A	C6-C5-N7	5.03	135.82	132.30
54	BA	1938	A	O4'-C1'-N9	5.03	112.22	108.20
21	AA	593	U	O4'-C1'-N1	5.03	112.22	108.20
21	AA	841	C	N1-C2-O2	5.03	121.92	118.90
54	BA	48	G	N1-C6-O6	-5.03	116.88	119.90
54	BA	222	A	C4-C5-C6	-5.03	114.49	117.00
54	BA	272	A	C4-C5-C6	-5.03	114.49	117.00
54	BA	946	C	O4'-C1'-N1	5.03	112.22	108.20
54	BA	1319	C	N1-C2-O2	5.03	121.92	118.90
54	BA	1679	A	C4'-C3'-C2'	-5.03	97.57	102.60
54	BA	1858	A	C4-C5-C6	-5.03	114.49	117.00
54	BA	2554	U	O4'-C1'-N1	5.03	112.22	108.20
21	AA	32	A	C4-C5-C6	-5.03	114.49	117.00
21	AA	1113	C	N1-C2-O2	5.03	121.92	118.90
54	BA	249	C	N3-C4-C5	5.03	123.91	121.90
54	BA	1702	G	N1-C6-O6	-5.03	116.89	119.90
54	BA	2199	A	O4'-C1'-N9	5.03	112.22	108.20
21	AA	699	C	O4'-C1'-N1	5.02	112.22	108.20
54	BA	1401	G	N3-C2-N2	-5.02	116.38	119.90
54	BA	2023	C	N3-C2-O2	-5.02	118.38	121.90
21	AA	314	C	N1-C2-O2	5.02	121.91	118.90

Continued on next page...

Continued from previous page...

Mol	Chain	Res	Type	Atoms	Z	Observed(°)	Ideal(°)
21	AA	739	C	N1-C2-O2	5.02	121.91	118.90
54	BA	457	A	C3'-C2'-C1'	-5.02	97.48	101.50
54	BA	487	C	N1-C2-O2	5.02	121.91	118.90
54	BA	998	C	N1-C2-O2	5.02	121.91	118.90
54	BA	1442	U	O4'-C1'-N1	5.02	112.22	108.20
54	BA	1706	C	O4'-C1'-N1	5.02	112.22	108.20
54	BA	2403	C	N1-C2-O2	5.02	121.91	118.90
3	AD	46	ARG	NE-CZ-NH1	5.02	122.81	120.30
21	AA	881	G	N1-C6-O6	-5.02	116.89	119.90
54	BA	547	A	N9-C1'-C2'	-5.02	106.48	112.00
54	BA	2644	G	O4'-C4'-C3'	5.02	110.12	106.10
54	BA	2671	G	N1-C6-O6	-5.02	116.89	119.90
54	BA	2739	U	O4'-C1'-N1	5.02	112.22	108.20
55	BB	65	U	O4'-C1'-N1	5.02	112.22	108.20
21	AA	31	G	O4'-C1'-N9	5.02	112.22	108.20
21	AA	569	C	N3-C4-C5	5.02	123.91	121.90
21	AA	1278	G	C3'-C2'-C1'	5.02	105.52	101.50
54	BA	41	C	O4'-C1'-N1	5.02	112.22	108.20
54	BA	103	A	C6-C5-N7	5.02	135.81	132.30
54	BA	507	A	O4'-C1'-N9	5.02	112.22	108.20
54	BA	2238	G	N1-C6-O6	-5.02	116.89	119.90
54	BA	2767	C	N1-C2-O2	5.02	121.91	118.90
21	AA	13	U	O4'-C4'-C3'	5.02	110.11	106.10
23	A2	82	A	C5'-C4'-C3'	-5.02	107.97	116.00
54	BA	803	U	N1-C2-N3	5.02	117.91	114.90
54	BA	829	A	C4-C5-C6	-5.02	114.49	117.00
54	BA	1992	G	N3-C2-N2	-5.02	116.39	119.90
54	BA	2018	G	N1-C6-O6	-5.02	116.89	119.90
54	BA	2722	G	O4'-C1'-N9	5.02	112.21	108.20
54	BA	250	G	N1-C6-O6	-5.02	116.89	119.90
54	BA	1923	U	C4'-C3'-C2'	-5.02	97.58	102.60
54	BA	2219	U	O4'-C1'-N1	5.02	112.21	108.20
55	BB	50	A	O4'-C1'-N9	5.02	112.21	108.20
21	AA	1198	G	N9-C4-C5	5.01	107.41	105.40
54	BA	294	A	C6-C5-N7	5.01	135.81	132.30
54	BA	723	C	N1-C2-O2	5.01	121.91	118.90
54	BA	1821	A	C6-C5-N7	5.01	135.81	132.30
21	AA	559	A	O4'-C1'-N9	5.01	112.21	108.20
54	BA	121	G	C3'-C2'-C1'	5.01	105.51	101.50
54	BA	1026	G	O4'-C1'-N9	5.01	112.21	108.20
54	BA	634	C	N1-C2-O2	5.01	121.91	118.90
54	BA	673	C	N1-C2-O2	5.01	121.91	118.90

Continued on next page...

Continued from previous page...

Mol	Chain	Res	Type	Atoms	Z	Observed(°)	Ideal(°)
54	BA	1297	C	N1-C2-O2	5.01	121.91	118.90
54	BA	1640	A	C5'-C4'-O4'	5.01	115.11	109.10
54	BA	2287	A	C2-N3-C4	5.01	113.11	110.60
54	BA	2494	G	C5-C6-N1	5.01	114.01	111.50
54	BA	2619	C	N1-C2-O2	5.01	121.91	118.90
21	AA	839	C	N1-C2-O2	5.01	121.91	118.90
23	A2	80	C	C5'-C4'-C3'	-5.01	107.98	116.00
28	BF	147	ARG	NE-CZ-NH1	5.01	122.81	120.30
54	BA	177	G	N1-C6-O6	-5.01	116.89	119.90
54	BA	446	G	O4'-C4'-C3'	5.01	110.11	106.10
54	BA	1389	G	N1-C6-O6	-5.01	116.89	119.90
54	BA	139	U	N3-C2-O2	-5.01	118.69	122.20
54	BA	1065	U	O4'-C1'-N1	5.01	112.21	108.20
54	BA	1532	A	C6-C5-N7	5.01	135.81	132.30
54	BA	2324	U	O4'-C1'-N1	5.01	112.21	108.20
21	AA	1284	C	C6-N1-C2	-5.01	118.30	120.30
23	A2	84	G	N3-C2-N2	-5.01	116.39	119.90
29	BG	148	ARG	NE-CZ-NH1	5.01	122.80	120.30
54	BA	190	A	C4-C5-C6	-5.01	114.50	117.00
54	BA	1272	A	C6-C5-N7	5.01	135.80	132.30
54	BA	1817	G	N3-C2-N2	-5.01	116.40	119.90
54	BA	2342	C	C4'-C3'-C2'	-5.01	97.59	102.60
54	BA	2607	G	C8-N9-C4	-5.01	104.40	106.40
54	BA	2888	C	N1-C2-O2	5.01	121.90	118.90
21	AA	171	A	C6-C5-N7	5.00	135.80	132.30
21	AA	752	G	O4'-C1'-N9	5.00	112.20	108.20
21	AA	1046	A	C4-C5-C6	-5.00	114.50	117.00
54	BA	1124	G	N1-C6-O6	-5.00	116.90	119.90
54	BA	1493	C	O4'-C1'-N1	5.00	112.20	108.20
21	AA	1051	C	N1-C2-O2	5.00	121.90	118.90
24	A3	59	A	C1'-O4'-C4'	-5.00	105.90	109.90
54	BA	1	G	N3-C4-C5	-5.00	126.10	128.60
54	BA	558	U	O4'-C1'-N1	5.00	112.20	108.20
54	BA	901	C	O4'-C1'-N1	5.00	112.20	108.20
54	BA	1808	A	C4-C5-C6	-5.00	114.50	117.00
54	BA	1973	G	N1-C6-O6	-5.00	116.90	119.90
54	BA	2903	U	N3-C2-O2	-5.00	118.70	122.20
21	AA	495	A	C4-C5-C6	-5.00	114.50	117.00
21	AA	945	G	N3-C4-N9	5.00	129.00	126.00
54	BA	33	C	N3-C2-O2	-5.00	118.40	121.90
54	BA	193	U	N3-C2-O2	-5.00	118.70	122.20
54	BA	331	C	N3-C4-C5	5.00	123.90	121.90

Continued on next page...

Continued from previous page...

Mol	Chain	Res	Type	Atoms	Z	Observed(°)	Ideal(°)
54	BA	1145	C	C5'-C4'-O4'	5.00	115.10	109.10
54	BA	1180	U	O4'-C1'-N1	5.00	112.20	108.20
54	BA	1217	U	O4'-C1'-N1	5.00	112.20	108.20
54	BA	1257	C	O4'-C1'-N1	5.00	112.20	108.20
54	BA	1295	C	N1-C2-O2	5.00	121.90	118.90
54	BA	2730	C	N1-C2-O2	5.00	121.90	118.90

There are no chirality outliers.

All (1121) planarity outliers are listed below:

Mol	Chain	Res	Type	Group
22	A1	10	G	Sidechain
22	A1	16	C	Sidechain
22	A1	18	G	Sidechain
22	A1	2	G	Sidechain
22	A1	21	A	Sidechain
22	A1	24	G	Sidechain
22	A1	27	C	Sidechain
22	A1	45	G	Sidechain
22	A1	52	G	Sidechain
22	A1	61	C	Sidechain
22	A1	64	U	Sidechain
22	A1	67	U	Sidechain
22	A1	72	C	Sidechain
22	A1	76	A	Sidechain
22	A1	9	A	Sidechain
23	A2	80	C	Sidechain
23	A2	86	U	Sidechain
23	A2	88	U	Sidechain
23	A2	90	U	Sidechain
23	A2	91	A	Sidechain
24	A3	1	C	Sidechain
24	A3	2	G	Sidechain
24	A3	34	U	Sidechain
24	A3	44	A	Sidechain
24	A3	58	A	Sidechain
24	A3	60	A	Sidechain
24	A3	69	C	Sidechain
24	A3	72	C	Sidechain
24	A3	73	A	Sidechain
21	AA	10	A	Sidechain
21	AA	1010	U	Sidechain

Continued on next page...

Continued from previous page...

Mol	Chain	Res	Type	Group
21	AA	1012	A	Sidechain
21	AA	1013	G	Sidechain
21	AA	1014	A	Sidechain
21	AA	1018	G	Sidechain
21	AA	1025	U	Sidechain
21	AA	1027	C	Sidechain
21	AA	1029	U	Sidechain
21	AA	1033	G	Sidechain
21	AA	1036	A	Sidechain
21	AA	1043	G	Sidechain
21	AA	1045	C	Sidechain
21	AA	1046	A	Sidechain
21	AA	105	G	Sidechain
21	AA	1066	C	Sidechain
21	AA	1077	G	Sidechain
21	AA	108	G	Sidechain
21	AA	109	A	Sidechain
21	AA	1092	A	Sidechain
21	AA	1093	A	Sidechain
21	AA	1095	U	Sidechain
21	AA	1097	C	Sidechain
21	AA	1100	C	Sidechain
21	AA	1107	C	Sidechain
21	AA	1110	A	Sidechain
21	AA	1115	U	Sidechain
21	AA	1120	C	Sidechain
21	AA	1124	G	Sidechain
21	AA	1125	U	Sidechain
21	AA	1128	C	Sidechain
21	AA	1131	G	Sidechain
21	AA	1135	U	Sidechain
21	AA	1139	G	Sidechain
21	AA	114	U	Sidechain
21	AA	1142	G	Sidechain
21	AA	1144	G	Sidechain
21	AA	1145	A	Sidechain
21	AA	1155	A	Sidechain
21	AA	1157	A	Sidechain
21	AA	116	A	Sidechain
21	AA	1160	G	Sidechain
21	AA	1161	C	Sidechain
21	AA	1163	A	Sidechain

Continued on next page...

Continued from previous page...

Mol	Chain	Res	Type	Group
21	AA	117	G	Sidechain
21	AA	1172	C	Sidechain
21	AA	1174	G	Sidechain
21	AA	1181	G	Sidechain
21	AA	1183	U	Sidechain
21	AA	1185	G	Sidechain
21	AA	1187	G	Sidechain
21	AA	1194	U	Sidechain
21	AA	12	U	Sidechain
21	AA	1200	C	Sidechain
21	AA	1207	G	Sidechain
21	AA	1211	U	Sidechain
21	AA	1213	A	Sidechain
21	AA	1215	G	Sidechain
21	AA	1216	A	Sidechain
21	AA	1221	G	Sidechain
21	AA	1222	G	Sidechain
21	AA	1228	C	Sidechain
21	AA	1235	U	Sidechain
21	AA	124	C	Sidechain
21	AA	1244	G	Sidechain
21	AA	1248	A	Sidechain
21	AA	1250	A	Sidechain
21	AA	1258	G	Sidechain
21	AA	126	G	Sidechain
21	AA	1264	U	Sidechain
21	AA	1265	C	Sidechain
21	AA	1266	G	Sidechain
21	AA	1272	G	Sidechain
21	AA	1278	G	Sidechain
21	AA	1288	A	Sidechain
21	AA	1295	U	Sidechain
21	AA	13	U	Sidechain
21	AA	1301	U	Sidechain
21	AA	1305	G	Sidechain
21	AA	131	A	Sidechain
21	AA	1315	U	Sidechain
21	AA	1325	C	Sidechain
21	AA	1326	U	Sidechain
21	AA	1327	C	Sidechain
21	AA	133	U	Sidechain
21	AA	1331	G	Sidechain

Continued on next page...

Continued from previous page...

Mol	Chain	Res	Type	Group
21	AA	1333	A	Sidechain
21	AA	1336	C	Sidechain
21	AA	1338	G	Sidechain
21	AA	134	G	Sidechain
21	AA	1343	G	Sidechain
21	AA	1345	U	Sidechain
21	AA	135	C	Sidechain
21	AA	1358	U	Sidechain
21	AA	1359	C	Sidechain
21	AA	1364	U	Sidechain
21	AA	1370	G	Sidechain
21	AA	1379	G	Sidechain
21	AA	1383	C	Sidechain
21	AA	1385	G	Sidechain
21	AA	139	A	Sidechain
21	AA	1396	A	Sidechain
21	AA	1397	C	Sidechain
21	AA	1400	C	Sidechain
21	AA	1404	C	Sidechain
21	AA	1405	G	Sidechain
21	AA	1408	A	Sidechain
21	AA	1411	C	Sidechain
21	AA	1412	C	Sidechain
21	AA	1416	G	Sidechain
21	AA	1422	G	Sidechain
21	AA	143	A	Sidechain
21	AA	1435	G	Sidechain
21	AA	1436	U	Sidechain
21	AA	1439	G	Sidechain
21	AA	1447	A	Sidechain
21	AA	1448	C	Sidechain
21	AA	1451	U	Sidechain
21	AA	1459	G	Sidechain
21	AA	146	G	Sidechain
21	AA	1460	C	Sidechain
21	AA	1466	C	Sidechain
21	AA	1470	U	Sidechain
21	AA	1472	U	Sidechain
21	AA	1474	U	Sidechain
21	AA	1478	U	Sidechain
21	AA	1483	A	Sidechain
21	AA	1489	G	Sidechain

Continued on next page...

Continued from previous page...

Mol	Chain	Res	Type	Group
21	AA	1493	A	Sidechain
21	AA	1498	U	Sidechain
21	AA	1502	A	Sidechain
21	AA	1503	A	Sidechain
21	AA	1508	A	Sidechain
21	AA	1509	C	Sidechain
21	AA	1512	U	Sidechain
21	AA	1514	G	Sidechain
21	AA	1516	G	Sidechain
21	AA	1517	G	Sidechain
21	AA	1518	A	Sidechain
21	AA	152	A	Sidechain
21	AA	1521	C	Sidechain
21	AA	1522	U	Sidechain
21	AA	1526	G	Sidechain
21	AA	1527	U	Sidechain
21	AA	153	C	Sidechain
21	AA	1532	U	Sidechain
21	AA	1533	C	Sidechain
21	AA	1534	A	Sidechain
21	AA	159	G	Sidechain
21	AA	164	G	Sidechain
21	AA	165	G	Sidechain
21	AA	168	G	Sidechain
21	AA	171	A	Sidechain
21	AA	179	A	Sidechain
21	AA	184	G	Sidechain
21	AA	186	C	Sidechain
21	AA	189	A	Sidechain
21	AA	19	A	Sidechain
21	AA	197	A	Sidechain
21	AA	200	G	Sidechain
21	AA	202	G	Sidechain
21	AA	215	C	Sidechain
21	AA	227	G	Sidechain
21	AA	234	C	Sidechain
21	AA	236	A	Sidechain
21	AA	237	G	Sidechain
21	AA	246	A	Sidechain
21	AA	249	U	Sidechain
21	AA	251	G	Sidechain
21	AA	252	U	Sidechain

Continued on next page...

Continued from previous page...

Mol	Chain	Res	Type	Group
21	AA	254	G	Sidechain
21	AA	26	A	Sidechain
21	AA	261	U	Sidechain
21	AA	267	C	Sidechain
21	AA	269	C	Sidechain
21	AA	27	G	Sidechain
21	AA	270	A	Sidechain
21	AA	271	C	Sidechain
21	AA	272	C	Sidechain
21	AA	274	A	Sidechain
21	AA	280	C	Sidechain
21	AA	282	A	Sidechain
21	AA	297	G	Sidechain
21	AA	299	G	Sidechain
21	AA	301	G	Sidechain
21	AA	305	G	Sidechain
21	AA	309	A	Sidechain
21	AA	324	G	Sidechain
21	AA	325	A	Sidechain
21	AA	346	G	Sidechain
21	AA	347	G	Sidechain
21	AA	348	G	Sidechain
21	AA	349	A	Sidechain
21	AA	352	C	Sidechain
21	AA	353	A	Sidechain
21	AA	354	G	Sidechain
21	AA	359	G	Sidechain
21	AA	372	C	Sidechain
21	AA	377	G	Sidechain
21	AA	380	G	Sidechain
21	AA	390	U	Sidechain
21	AA	393	A	Sidechain
21	AA	395	C	Sidechain
21	AA	396	C	Sidechain
21	AA	400	C	Sidechain
21	AA	403	C	Sidechain
21	AA	404	G	Sidechain
21	AA	408	A	Sidechain
21	AA	409	U	Sidechain
21	AA	430	A	Sidechain
21	AA	446	G	Sidechain
21	AA	450	G	Sidechain

Continued on next page...

Continued from previous page...

Mol	Chain	Res	Type	Group
21	AA	452	A	Sidechain
21	AA	464	U	Sidechain
21	AA	474	G	Sidechain
21	AA	485	U	Sidechain
21	AA	494	G	Sidechain
21	AA	496	A	Sidechain
21	AA	497	G	Sidechain
21	AA	499	A	Sidechain
21	AA	5	U	Sidechain
21	AA	501	C	Sidechain
21	AA	505	G	Sidechain
21	AA	506	G	Sidechain
21	AA	51	A	Sidechain
21	AA	514	C	Sidechain
21	AA	515	G	Sidechain
21	AA	517	G	Sidechain
21	AA	519	C	Sidechain
21	AA	522	C	Sidechain
21	AA	523	A	Sidechain
21	AA	525	C	Sidechain
21	AA	527	G	Sidechain
21	AA	529	G	Sidechain
21	AA	533	A	Sidechain
21	AA	535	A	Sidechain
21	AA	539	A	Sidechain
21	AA	540	G	Sidechain
21	AA	562	U	Sidechain
21	AA	565	U	Sidechain
21	AA	566	G	Sidechain
21	AA	571	U	Sidechain
21	AA	581	G	Sidechain
21	AA	582	C	Sidechain
21	AA	583	A	Sidechain
21	AA	589	U	Sidechain
21	AA	590	U	Sidechain
21	AA	6	G	Sidechain
21	AA	60	A	Sidechain
21	AA	600	A	Sidechain
21	AA	601	G	Sidechain
21	AA	608	A	Sidechain
21	AA	610	U	Sidechain
21	AA	616	G	Sidechain

Continued on next page...

Continued from previous page...

Mol	Chain	Res	Type	Group
21	AA	618	C	Sidechain
21	AA	619	U	Sidechain
21	AA	63	C	Sidechain
21	AA	632	U	Sidechain
21	AA	637	C	Sidechain
21	AA	641	U	Sidechain
21	AA	650	G	Sidechain
21	AA	658	C	Sidechain
21	AA	66	A	Sidechain
21	AA	664	G	Sidechain
21	AA	667	G	Sidechain
21	AA	671	G	Sidechain
21	AA	676	A	Sidechain
21	AA	677	U	Sidechain
21	AA	678	U	Sidechain
21	AA	681	A	Sidechain
21	AA	686	U	Sidechain
21	AA	688	G	Sidechain
21	AA	691	G	Sidechain
21	AA	693	G	Sidechain
21	AA	701	U	Sidechain
21	AA	705	G	Sidechain
21	AA	708	C	Sidechain
21	AA	710	G	Sidechain
21	AA	714	G	Sidechain
21	AA	718	A	Sidechain
21	AA	721	G	Sidechain
21	AA	722	G	Sidechain
21	AA	724	G	Sidechain
21	AA	725	G	Sidechain
21	AA	727	G	Sidechain
21	AA	728	A	Sidechain
21	AA	741	G	Sidechain
21	AA	743	A	Sidechain
21	AA	744	C	Sidechain
21	AA	752	G	Sidechain
21	AA	759	A	Sidechain
21	AA	76	G	Sidechain
21	AA	763	G	Sidechain
21	AA	768	A	Sidechain
21	AA	778	G	Sidechain
21	AA	789	U	Sidechain

Continued on next page...

Continued from previous page...

Mol	Chain	Res	Type	Group
21	AA	79	G	Sidechain
21	AA	791	G	Sidechain
21	AA	794	A	Sidechain
21	AA	8	A	Sidechain
21	AA	80	A	Sidechain
21	AA	808	C	Sidechain
21	AA	815	A	Sidechain
21	AA	816	A	Sidechain
21	AA	820	U	Sidechain
21	AA	823	C	Sidechain
21	AA	824	G	Sidechain
21	AA	826	C	Sidechain
21	AA	83	C	Sidechain
21	AA	833	G	Sidechain
21	AA	838	G	Sidechain
21	AA	84	U	Sidechain
21	AA	843	U	Sidechain
21	AA	847	G	Sidechain
21	AA	855	U	Sidechain
21	AA	857	C	Sidechain
21	AA	86	G	Sidechain
21	AA	862	C	Sidechain
21	AA	865	A	Sidechain
21	AA	869	G	Sidechain
21	AA	888	G	Sidechain
21	AA	889	A	Sidechain
21	AA	891	U	Sidechain
21	AA	892	A	Sidechain
21	AA	895	G	Sidechain
21	AA	90	C	Sidechain
21	AA	900	A	Sidechain
21	AA	903	G	Sidechain
21	AA	906	A	Sidechain
21	AA	91	U	Sidechain
21	AA	916	U	Sidechain
21	AA	920	U	Sidechain
21	AA	922	G	Sidechain
21	AA	925	G	Sidechain
21	AA	93	U	Sidechain
21	AA	931	C	Sidechain
21	AA	932	C	Sidechain
21	AA	939	G	Sidechain

Continued on next page...

Continued from previous page...

Mol	Chain	Res	Type	Group
21	AA	946	A	Sidechain
21	AA	947	G	Sidechain
21	AA	951	G	Sidechain
21	AA	952	U	Sidechain
21	AA	955	U	Sidechain
21	AA	961	U	Sidechain
21	AA	962	C	Sidechain
21	AA	963	G	Sidechain
21	AA	966	G	Sidechain
21	AA	969	A	Sidechain
21	AA	977	A	Sidechain
21	AA	979	C	Sidechain
21	AA	982	U	Sidechain
21	AA	983	A	Sidechain
21	AA	984	C	Sidechain
21	AA	986	U	Sidechain
21	AA	987	G	Sidechain
21	AA	991	U	Sidechain
21	AA	995	C	Sidechain
21	AA	997	U	Sidechain
10	AK	115	ILE	Peptide
50	B1	48	TYR	Sidechain
54	BA	10	A	Sidechain
54	BA	1000	A	Sidechain
54	BA	1005	C	Sidechain
54	BA	1012	U	Sidechain
54	BA	1013	C	Sidechain
54	BA	1014	A	Sidechain
54	BA	1016	G	Sidechain
54	BA	102	U	Sidechain
54	BA	1025	G	Sidechain
54	BA	1031	G	Sidechain
54	BA	1036	G	Sidechain
54	BA	1042	G	Sidechain
54	BA	105	C	Sidechain
54	BA	1055	G	Sidechain
54	BA	1061	U	Sidechain
54	BA	1062	G	Sidechain
54	BA	1071	G	Sidechain
54	BA	1074	G	Sidechain
54	BA	1075	C	Sidechain
54	BA	1076	C	Sidechain

Continued on next page...

Continued from previous page...

Mol	Chain	Res	Type	Group
54	BA	1078	U	Sidechain
54	BA	1079	C	Sidechain
54	BA	1080	A	Sidechain
54	BA	1082	U	Sidechain
54	BA	1083	U	Sidechain
54	BA	1087	G	Sidechain
54	BA	1091	G	Sidechain
54	BA	1094	U	Sidechain
54	BA	1096	A	Sidechain
54	BA	1098	A	Sidechain
54	BA	11	C	Sidechain
54	BA	1106	G	Sidechain
54	BA	1107	G	Sidechain
54	BA	1116	G	Sidechain
54	BA	1121	C	Sidechain
54	BA	1133	A	Sidechain
54	BA	1135	C	Sidechain
54	BA	1138	G	Sidechain
54	BA	1139	G	Sidechain
54	BA	114	U	Sidechain
54	BA	1142	A	Sidechain
54	BA	115	C	Sidechain
54	BA	1153	C	Sidechain
54	BA	1158	C	Sidechain
54	BA	1160	G	Sidechain
54	BA	1162	G	Sidechain
54	BA	1170	C	Sidechain
54	BA	1181	U	Sidechain
54	BA	1182	G	Sidechain
54	BA	1186	G	Sidechain
54	BA	1187	G	Sidechain
54	BA	1200	C	Sidechain
54	BA	1209	U	Sidechain
54	BA	1212	G	Sidechain
54	BA	1220	G	Sidechain
54	BA	1221	C	Sidechain
54	BA	1223	G	Sidechain
54	BA	1229	C	Sidechain
54	BA	1236	G	Sidechain
54	BA	1237	A	Sidechain
54	BA	124	G	Sidechain
54	BA	1241	A	Sidechain

Continued on next page...

Continued from previous page...

Mol	Chain	Res	Type	Group
54	BA	1244	A	Sidechain
54	BA	1250	G	Sidechain
54	BA	1257	C	Sidechain
54	BA	1259	G	Sidechain
54	BA	1265	A	Sidechain
54	BA	1266	G	Sidechain
54	BA	1267	U	Sidechain
54	BA	1271	G	Sidechain
54	BA	1272	A	Sidechain
54	BA	1275	A	Sidechain
54	BA	1277	G	Sidechain
54	BA	1279	G	Sidechain
54	BA	1280	G	Sidechain
54	BA	1285	A	Sidechain
54	BA	129	C	Sidechain
54	BA	1296	G	Sidechain
54	BA	1300	G	Sidechain
54	BA	1305	C	Sidechain
54	BA	1311	G	Sidechain
54	BA	1315	C	Sidechain
54	BA	1316	U	Sidechain
54	BA	1319	C	Sidechain
54	BA	132	G	Sidechain
54	BA	1324	G	Sidechain
54	BA	1329	U	Sidechain
54	BA	1330	C	Sidechain
54	BA	1332	G	Sidechain
54	BA	1334	G	Sidechain
54	BA	134	G	Sidechain
54	BA	1340	U	Sidechain
54	BA	1343	G	Sidechain
54	BA	1346	G	Sidechain
54	BA	1355	G	Sidechain
54	BA	1356	G	Sidechain
54	BA	1361	G	Sidechain
54	BA	1364	G	Sidechain
54	BA	1367	A	Sidechain
54	BA	1374	G	Sidechain
54	BA	1381	G	Sidechain
54	BA	1387	A	Sidechain
54	BA	1396	U	Sidechain
54	BA	1398	C	Sidechain

Continued on next page...

Continued from previous page...

Mol	Chain	Res	Type	Group
54	BA	14	A	Sidechain
54	BA	1400	U	Sidechain
54	BA	1402	U	Sidechain
54	BA	1403	A	Sidechain
54	BA	1404	C	Sidechain
54	BA	1407	G	Sidechain
54	BA	141	G	Sidechain
54	BA	1417	C	Sidechain
54	BA	1424	G	Sidechain
54	BA	1425	G	Sidechain
54	BA	1426	G	Sidechain
54	BA	1427	A	Sidechain
54	BA	143	C	Sidechain
54	BA	1430	G	Sidechain
54	BA	1439	A	Sidechain
54	BA	1442	U	Sidechain
54	BA	1445	G	Sidechain
54	BA	1446	C	Sidechain
54	BA	1460	U	Sidechain
54	BA	1465	G	Sidechain
54	BA	1468	U	Sidechain
54	BA	1471	G	Sidechain
54	BA	1477	A	Sidechain
54	BA	1479	G	Sidechain
54	BA	1484	U	Sidechain
54	BA	1488	C	Sidechain
54	BA	1492	G	Sidechain
54	BA	1493	C	Sidechain
54	BA	1494	A	Sidechain
54	BA	1495	A	Sidechain
54	BA	1498	C	Sidechain
54	BA	1500	G	Sidechain
54	BA	1508	A	Sidechain
54	BA	1512	C	Sidechain
54	BA	1513	U	Sidechain
54	BA	152	A	Sidechain
54	BA	1524	G	Sidechain
54	BA	1529	G	Sidechain
54	BA	153	U	Sidechain
54	BA	1542	U	Sidechain
54	BA	1546	G	Sidechain
54	BA	1548	A	Sidechain

Continued on next page...

Continued from previous page...

Mol	Chain	Res	Type	Group
54	BA	1551	A	Sidechain
54	BA	1560	G	Sidechain
54	BA	1561	C	Sidechain
54	BA	1567	G	Sidechain
54	BA	1575	C	Sidechain
54	BA	1580	A	Sidechain
54	BA	1585	C	Sidechain
54	BA	1587	G	Sidechain
54	BA	1593	A	Sidechain
54	BA	1594	U	Sidechain
54	BA	1599	U	Sidechain
54	BA	1606	C	Sidechain
54	BA	1607	C	Sidechain
54	BA	1610	A	Sidechain
54	BA	1618	A	Sidechain
54	BA	1628	G	Sidechain
54	BA	1631	G	Sidechain
54	BA	1642	G	Sidechain
54	BA	1646	C	Sidechain
54	BA	1657	U	Sidechain
54	BA	1659	G	Sidechain
54	BA	1669	A	Sidechain
54	BA	1671	U	Sidechain
54	BA	1672	A	Sidechain
54	BA	1678	A	Sidechain
54	BA	168	G	Sidechain
54	BA	1681	G	Sidechain
54	BA	1682	G	Sidechain
54	BA	1687	G	Sidechain
54	BA	1692	U	Sidechain
54	BA	1695	G	Sidechain
54	BA	1698	A	Sidechain
54	BA	17	G	Sidechain
54	BA	1705	A	Sidechain
54	BA	1706	C	Sidechain
54	BA	1707	G	Sidechain
54	BA	1708	C	Sidechain
54	BA	1709	U	Sidechain
54	BA	1717	A	Sidechain
54	BA	1723	G	Sidechain
54	BA	1724	G	Sidechain
54	BA	1727	C	Sidechain

Continued on next page...

Continued from previous page...

Mol	Chain	Res	Type	Group
54	BA	1729	U	Sidechain
54	BA	1731	G	Sidechain
54	BA	1732	C	Sidechain
54	BA	1736	U	Sidechain
54	BA	1738	G	Sidechain
54	BA	174	U	Sidechain
54	BA	1748	C	Sidechain
54	BA	1749	A	Sidechain
54	BA	1752	C	Sidechain
54	BA	1753	G	Sidechain
54	BA	1757	A	Sidechain
54	BA	1760	C	Sidechain
54	BA	1765	U	Sidechain
54	BA	177	G	Sidechain
54	BA	1772	A	Sidechain
54	BA	1774	C	Sidechain
54	BA	1779	U	Sidechain
54	BA	178	G	Sidechain
54	BA	1781	U	Sidechain
54	BA	1784	A	Sidechain
54	BA	1788	C	Sidechain
54	BA	1790	C	Sidechain
54	BA	1802	A	Sidechain
54	BA	1805	A	Sidechain
54	BA	1808	A	Sidechain
54	BA	1811	G	Sidechain
54	BA	1812	U	Sidechain
54	BA	1817	G	Sidechain
54	BA	1818	U	Sidechain
54	BA	1820	U	Sidechain
54	BA	1824	G	Sidechain
54	BA	1828	G	Sidechain
54	BA	183	C	Sidechain
54	BA	1830	C	Sidechain
54	BA	1831	G	Sidechain
54	BA	1833	C	Sidechain
54	BA	1834	U	Sidechain
54	BA	1842	G	Sidechain
54	BA	1845	G	Sidechain
54	BA	1849	G	Sidechain
54	BA	1860	G	Sidechain
54	BA	1865	U	Sidechain

Continued on next page...

Continued from previous page...

Mol	Chain	Res	Type	Group
54	BA	1869	G	Sidechain
54	BA	1870	C	Sidechain
54	BA	1878	G	Sidechain
54	BA	1882	U	Sidechain
54	BA	1885	A	Sidechain
54	BA	1893	C	Sidechain
54	BA	1903	G	Sidechain
54	BA	1904	G	Sidechain
54	BA	1906	G	Sidechain
54	BA	1908	C	Sidechain
54	BA	1909	C	Sidechain
54	BA	1910	G	Sidechain
54	BA	1912	A	Sidechain
54	BA	1916	A	Sidechain
54	BA	1918	A	Sidechain
54	BA	1925	C	Sidechain
54	BA	1927	A	Sidechain
54	BA	1928	A	Sidechain
54	BA	1931	U	Sidechain
54	BA	1933	G	Sidechain
54	BA	1937	A	Sidechain
54	BA	1938	A	Sidechain
54	BA	1941	C	Sidechain
54	BA	1943	U	Sidechain
54	BA	1945	G	Sidechain
54	BA	1946	U	Sidechain
54	BA	195	A	Sidechain
54	BA	1950	G	Sidechain
54	BA	1956	U	Sidechain
54	BA	1957	C	Sidechain
54	BA	1958	C	Sidechain
54	BA	1959	G	Sidechain
54	BA	1962	C	Sidechain
54	BA	1964	G	Sidechain
54	BA	1969	A	Sidechain
54	BA	1973	G	Sidechain
54	BA	1974	C	Sidechain
54	BA	1978	A	Sidechain
54	BA	1983	G	Sidechain
54	BA	1984	G	Sidechain
54	BA	1989	G	Sidechain
54	BA	1996	C	Sidechain

Continued on next page...

Continued from previous page...

Mol	Chain	Res	Type	Group
54	BA	2	G	Sidechain
54	BA	2001	C	Sidechain
54	BA	2003	A	Sidechain
54	BA	2007	U	Sidechain
54	BA	2009	A	Sidechain
54	BA	2013	A	Sidechain
54	BA	202	U	Sidechain
54	BA	2020	A	Sidechain
54	BA	2022	U	Sidechain
54	BA	2025	C	Sidechain
54	BA	2027	G	Sidechain
54	BA	2029	G	Sidechain
54	BA	2031	A	Sidechain
54	BA	2034	U	Sidechain
54	BA	2037	A	Sidechain
54	BA	2040	G	Sidechain
54	BA	2041	U	Sidechain
54	BA	2043	C	Sidechain
54	BA	2044	C	Sidechain
54	BA	2046	G	Sidechain
54	BA	2057	G	Sidechain
54	BA	2059	A	Sidechain
54	BA	206	U	Sidechain
54	BA	2061	G	Sidechain
54	BA	2064	C	Sidechain
54	BA	2065	C	Sidechain
54	BA	2066	C	Sidechain
54	BA	207	A	Sidechain
54	BA	2080	A	Sidechain
54	BA	2083	G	Sidechain
54	BA	209	C	Sidechain
54	BA	2093	G	Sidechain
54	BA	2103	C	Sidechain
54	BA	2108	A	Sidechain
54	BA	2111	U	Sidechain
54	BA	2115	G	Sidechain
54	BA	2117	A	Sidechain
54	BA	2118	U	Sidechain
54	BA	2132	U	Sidechain
54	BA	2136	G	Sidechain
54	BA	2147	A	Sidechain
54	BA	215	G	Sidechain

Continued on next page...

Continued from previous page...

Mol	Chain	Res	Type	Group
54	BA	2155	U	Sidechain
54	BA	2163	A	Sidechain
54	BA	2165	C	Sidechain
54	BA	2168	G	Sidechain
54	BA	2170	A	Sidechain
54	BA	2172	U	Sidechain
54	BA	2178	C	Sidechain
54	BA	219	A	Sidechain
54	BA	2197	U	Sidechain
54	BA	2199	A	Sidechain
54	BA	2202	U	Sidechain
54	BA	221	A	Sidechain
54	BA	2211	A	Sidechain
54	BA	2212	A	Sidechain
54	BA	2213	U	Sidechain
54	BA	2215	C	Sidechain
54	BA	2217	G	Sidechain
54	BA	2238	G	Sidechain
54	BA	2240	U	Sidechain
54	BA	2242	G	Sidechain
54	BA	2243	U	Sidechain
54	BA	2257	U	Sidechain
54	BA	2259	U	Sidechain
54	BA	2266	A	Sidechain
54	BA	2267	A	Sidechain
54	BA	227	A	Sidechain
54	BA	2271	G	Sidechain
54	BA	2276	G	Sidechain
54	BA	2277	G	Sidechain
54	BA	2278	A	Sidechain
54	BA	2286	G	Sidechain
54	BA	2287	A	Sidechain
54	BA	2293	G	Sidechain
54	BA	2294	G	Sidechain
54	BA	2295	C	Sidechain
54	BA	2297	A	Sidechain
54	BA	2300	C	Sidechain
54	BA	2301	C	Sidechain
54	BA	2304	G	Sidechain
54	BA	2311	A	Sidechain
54	BA	2313	C	Sidechain
54	BA	2315	G	Sidechain

Continued on next page...

Continued from previous page...

Mol	Chain	Res	Type	Group
54	BA	2320	U	Sidechain
54	BA	2324	U	Sidechain
54	BA	233	A	Sidechain
54	BA	2336	A	Sidechain
54	BA	2338	C	Sidechain
54	BA	2339	C	Sidechain
54	BA	2348	U	Sidechain
54	BA	2349	G	Sidechain
54	BA	2357	G	Sidechain
54	BA	2362	C	Sidechain
54	BA	2375	G	Sidechain
54	BA	2389	G	Sidechain
54	BA	2391	G	Sidechain
54	BA	2393	U	Sidechain
54	BA	2411	A	Sidechain
54	BA	2413	G	Sidechain
54	BA	2415	G	Sidechain
54	BA	2416	C	Sidechain
54	BA	2418	A	Sidechain
54	BA	2422	C	Sidechain
54	BA	2424	C	Sidechain
54	BA	2431	U	Sidechain
54	BA	2434	A	Sidechain
54	BA	244	A	Sidechain
54	BA	2442	C	Sidechain
54	BA	2443	C	Sidechain
54	BA	2444	G	Sidechain
54	BA	2447	G	Sidechain
54	BA	2450	A	Sidechain
54	BA	2452	C	Sidechain
54	BA	2453	A	Sidechain
54	BA	2454	G	Sidechain
54	BA	2461	A	Sidechain
54	BA	2464	G	Sidechain
54	BA	2465	C	Sidechain
54	BA	2466	C	Sidechain
54	BA	2468	A	Sidechain
54	BA	2469	A	Sidechain
54	BA	247	G	Sidechain
54	BA	2476	A	Sidechain
54	BA	2477	U	Sidechain
54	BA	2478	A	Sidechain

Continued on next page...

Continued from previous page...

Mol	Chain	Res	Type	Group
54	BA	2479	U	Sidechain
54	BA	2487	G	Sidechain
54	BA	2488	G	Sidechain
54	BA	249	C	Sidechain
54	BA	2490	G	Sidechain
54	BA	2491	U	Sidechain
54	BA	2492	U	Sidechain
54	BA	2496	C	Sidechain
54	BA	2498	C	Sidechain
54	BA	25	U	Sidechain
54	BA	250	G	Sidechain
54	BA	2501	C	Sidechain
54	BA	2510	C	Sidechain
54	BA	2514	U	Sidechain
54	BA	2517	C	Sidechain
54	BA	2521	C	Sidechain
54	BA	2530	A	Sidechain
54	BA	2535	G	Sidechain
54	BA	2539	C	Sidechain
54	BA	2548	U	Sidechain
54	BA	2549	G	Sidechain
54	BA	2550	G	Sidechain
54	BA	2552	U	Sidechain
54	BA	2555	U	Sidechain
54	BA	2561	U	Sidechain
54	BA	2564	A	Sidechain
54	BA	2566	A	Sidechain
54	BA	257	C	Sidechain
54	BA	2571	U	Sidechain
54	BA	2575	C	Sidechain
54	BA	2579	C	Sidechain
54	BA	258	G	Sidechain
54	BA	2581	G	Sidechain
54	BA	2588	G	Sidechain
54	BA	2595	G	Sidechain
54	BA	2608	G	Sidechain
54	BA	2613	U	Sidechain
54	BA	2615	U	Sidechain
54	BA	2617	U	Sidechain
54	BA	262	A	Sidechain
54	BA	2622	U	Sidechain
54	BA	2623	G	Sidechain

Continued on next page...

Continued from previous page...

Mol	Chain	Res	Type	Group
54	BA	2624	G	Sidechain
54	BA	2627	G	Sidechain
54	BA	2628	C	Sidechain
54	BA	2637	U	Sidechain
54	BA	264	C	Sidechain
54	BA	2640	G	Sidechain
54	BA	2646	C	Sidechain
54	BA	2647	U	Sidechain
54	BA	265	A	Sidechain
54	BA	2656	U	Sidechain
54	BA	2657	A	Sidechain
54	BA	2661	G	Sidechain
54	BA	2666	C	Sidechain
54	BA	2668	G	Sidechain
54	BA	2669	G	Sidechain
54	BA	2673	G	Sidechain
54	BA	268	C	Sidechain
54	BA	2680	U	Sidechain
54	BA	2682	A	Sidechain
54	BA	2684	U	Sidechain
54	BA	2688	G	Sidechain
54	BA	2689	U	Sidechain
54	BA	269	C	Sidechain
54	BA	2692	G	Sidechain
54	BA	2693	G	Sidechain
54	BA	27	G	Sidechain
54	BA	2703	C	Sidechain
54	BA	2715	C	Sidechain
54	BA	2716	C	Sidechain
54	BA	2717	C	Sidechain
54	BA	2718	G	Sidechain
54	BA	272	A	Sidechain
54	BA	2722	G	Sidechain
54	BA	2723	C	Sidechain
54	BA	2727	A	Sidechain
54	BA	2728	U	Sidechain
54	BA	2729	G	Sidechain
54	BA	2731	G	Sidechain
54	BA	2739	U	Sidechain
54	BA	2747	G	Sidechain
54	BA	2751	G	Sidechain
54	BA	2755	C	Sidechain

Continued on next page...

Continued from previous page...

Mol	Chain	Res	Type	Group
54	BA	2764	A	Sidechain
54	BA	2765	A	Sidechain
54	BA	2767	C	Sidechain
54	BA	2768	U	Sidechain
54	BA	277	G	Sidechain
54	BA	2779	U	Sidechain
54	BA	2780	G	Sidechain
54	BA	2790	U	Sidechain
54	BA	2797	U	Sidechain
54	BA	2804	U	Sidechain
54	BA	2808	G	Sidechain
54	BA	2811	G	Sidechain
54	BA	2825	G	Sidechain
54	BA	283	G	Sidechain
54	BA	2830	C	Sidechain
54	BA	2832	U	Sidechain
54	BA	2835	A	Sidechain
54	BA	2848	G	Sidechain
54	BA	285	G	Sidechain
54	BA	2851	A	Sidechain
54	BA	2856	A	Sidechain
54	BA	2857	G	Sidechain
54	BA	2859	G	Sidechain
54	BA	2864	G	Sidechain
54	BA	2868	A	Sidechain
54	BA	287	G	Sidechain
54	BA	2870	C	Sidechain
54	BA	2876	G	Sidechain
54	BA	2877	G	Sidechain
54	BA	2878	U	Sidechain
54	BA	2879	A	Sidechain
54	BA	2883	A	Sidechain
54	BA	2884	U	Sidechain
54	BA	2885	G	Sidechain
54	BA	2891	U	Sidechain
54	BA	29	U	Sidechain
54	BA	2903	U	Sidechain
54	BA	297	G	Sidechain
54	BA	307	G	Sidechain
54	BA	313	G	Sidechain
54	BA	314	C	Sidechain
54	BA	319	G	Sidechain

Continued on next page...

Continued from previous page...

Mol	Chain	Res	Type	Group
54	BA	322	A	Sidechain
54	BA	329	G	Sidechain
54	BA	333	G	Sidechain
54	BA	334	C	Sidechain
54	BA	337	C	Sidechain
54	BA	339	U	Sidechain
54	BA	34	U	Sidechain
54	BA	340	A	Sidechain
54	BA	356	G	Sidechain
54	BA	358	U	Sidechain
54	BA	361	G	Sidechain
54	BA	362	A	Sidechain
54	BA	364	C	Sidechain
54	BA	367	G	Sidechain
54	BA	374	A	Sidechain
54	BA	378	C	Sidechain
54	BA	385	C	Sidechain
54	BA	386	G	Sidechain
54	BA	389	G	Sidechain
54	BA	39	G	Sidechain
54	BA	391	A	Sidechain
54	BA	392	U	Sidechain
54	BA	393	C	Sidechain
54	BA	394	C	Sidechain
54	BA	395	U	Sidechain
54	BA	401	A	Sidechain
54	BA	403	U	Sidechain
54	BA	405	U	Sidechain
54	BA	417	C	Sidechain
54	BA	418	C	Sidechain
54	BA	419	U	Sidechain
54	BA	423	A	Sidechain
54	BA	425	G	Sidechain
54	BA	426	C	Sidechain
54	BA	43	G	Sidechain
54	BA	430	A	Sidechain
54	BA	437	U	Sidechain
54	BA	443	A	Sidechain
54	BA	446	G	Sidechain
54	BA	448	U	Sidechain
54	BA	453	A	Sidechain
54	BA	455	C	Sidechain

Continued on next page...

Continued from previous page...

Mol	Chain	Res	Type	Group
54	BA	457	A	Sidechain
54	BA	458	G	Sidechain
54	BA	460	A	Sidechain
54	BA	461	C	Sidechain
54	BA	463	G	Sidechain
54	BA	464	U	Sidechain
54	BA	477	A	Sidechain
54	BA	48	G	Sidechain
54	BA	480	A	Sidechain
54	BA	481	G	Sidechain
54	BA	49	A	Sidechain
54	BA	493	G	Sidechain
54	BA	497	A	Sidechain
54	BA	500	G	Sidechain
54	BA	501	A	Sidechain
54	BA	502	A	Sidechain
54	BA	516	C	Sidechain
54	BA	518	G	Sidechain
54	BA	52	A	Sidechain
54	BA	524	G	Sidechain
54	BA	529	A	Sidechain
54	BA	533	G	Sidechain
54	BA	538	A	Sidechain
54	BA	541	A	Sidechain
54	BA	545	U	Sidechain
54	BA	547	A	Sidechain
54	BA	56	A	Sidechain
54	BA	568	U	Sidechain
54	BA	569	U	Sidechain
54	BA	577	G	Sidechain
54	BA	578	G	Sidechain
54	BA	579	G	Sidechain
54	BA	58	G	Sidechain
54	BA	580	U	Sidechain
54	BA	581	C	Sidechain
54	BA	594	U	Sidechain
54	BA	597	G	Sidechain
54	BA	599	A	Sidechain
54	BA	600	G	Sidechain
54	BA	602	A	Sidechain
54	BA	605	G	Sidechain
54	BA	608	A	Sidechain

Continued on next page...

Continued from previous page...

Mol	Chain	Res	Type	Group
54	BA	61	C	Sidechain
54	BA	611	C	Sidechain
54	BA	613	A	Sidechain
54	BA	616	A	Sidechain
54	BA	622	G	Sidechain
54	BA	623	C	Sidechain
54	BA	631	A	Sidechain
54	BA	632	A	Sidechain
54	BA	635	C	Sidechain
54	BA	640	C	Sidechain
54	BA	641	U	Sidechain
54	BA	644	A	Sidechain
54	BA	654	A	Sidechain
54	BA	662	G	Sidechain
54	BA	663	G	Sidechain
54	BA	666	A	Sidechain
54	BA	667	U	Sidechain
54	BA	672	C	Sidechain
54	BA	677	A	Sidechain
54	BA	679	C	Sidechain
54	BA	680	C	Sidechain
54	BA	683	U	Sidechain
54	BA	686	U	Sidechain
54	BA	69	C	Sidechain
54	BA	697	G	Sidechain
54	BA	704	G	Sidechain
54	BA	712	G	Sidechain
54	BA	714	U	Sidechain
54	BA	718	A	Sidechain
54	BA	72	U	Sidechain
54	BA	723	C	Sidechain
54	BA	724	U	Sidechain
54	BA	725	G	Sidechain
54	BA	734	A	Sidechain
54	BA	739	A	Sidechain
54	BA	74	A	Sidechain
54	BA	748	G	Sidechain
54	BA	750	A	Sidechain
54	BA	751	A	Sidechain
54	BA	753	A	Sidechain
54	BA	766	U	Sidechain
54	BA	769	U	Sidechain

Continued on next page...

Continued from previous page...

Mol	Chain	Res	Type	Group
54	BA	77	G	Sidechain
54	BA	771	G	Sidechain
54	BA	772	C	Sidechain
54	BA	775	G	Sidechain
54	BA	784	G	Sidechain
54	BA	788	A	Sidechain
54	BA	79	C	Sidechain
54	BA	790	U	Sidechain
54	BA	800	A	Sidechain
54	BA	802	A	Sidechain
54	BA	805	G	Sidechain
54	BA	808	G	Sidechain
54	BA	81	G	Sidechain
54	BA	817	C	Sidechain
54	BA	826	U	Sidechain
54	BA	836	G	Sidechain
54	BA	840	C	Sidechain
54	BA	851	C	Sidechain
54	BA	852	U	Sidechain
54	BA	857	G	Sidechain
54	BA	862	G	Sidechain
54	BA	864	G	Sidechain
54	BA	865	C	Sidechain
54	BA	868	U	Sidechain
54	BA	869	G	Sidechain
54	BA	874	G	Sidechain
54	BA	876	C	Sidechain
54	BA	879	G	Sidechain
54	BA	881	G	Sidechain
54	BA	885	C	Sidechain
54	BA	887	U	Sidechain
54	BA	89	A	Sidechain
54	BA	891	G	Sidechain
54	BA	892	A	Sidechain
54	BA	893	C	Sidechain
54	BA	896	A	Sidechain
54	BA	912	C	Sidechain
54	BA	920	A	Sidechain
54	BA	921	C	Sidechain
54	BA	923	G	Sidechain
54	BA	924	G	Sidechain
54	BA	934	U	Sidechain

Continued on next page...

Continued from previous page...

Mol	Chain	Res	Type	Group
54	BA	942	G	Sidechain
54	BA	945	A	Sidechain
54	BA	95	A	Sidechain
54	BA	950	G	Sidechain
54	BA	953	G	Sidechain
54	BA	954	G	Sidechain
54	BA	959	A	Sidechain
54	BA	961	C	Sidechain
54	BA	966	G	Sidechain
54	BA	97	C	Sidechain
54	BA	970	U	Sidechain
54	BA	974	G	Sidechain
54	BA	976	G	Sidechain
54	BA	982	C	Sidechain
54	BA	984	A	Sidechain
54	BA	989	G	Sidechain
54	BA	993	G	Sidechain
55	BB	10	G	Sidechain
55	BB	101	A	Sidechain
55	BB	112	G	Sidechain
55	BB	113	C	Sidechain
55	BB	116	G	Sidechain
55	BB	15	A	Sidechain
55	BB	28	C	Sidechain
55	BB	29	A	Sidechain
55	BB	31	C	Sidechain
55	BB	32	U	Sidechain
55	BB	39	A	Sidechain
55	BB	40	U	Sidechain
55	BB	41	G	Sidechain
55	BB	43	C	Sidechain
55	BB	48	U	Sidechain
55	BB	57	A	Sidechain
55	BB	64	G	Sidechain
55	BB	75	G	Sidechain
55	BB	92	C	Sidechain
55	BB	93	C	Sidechain
55	BB	98	G	Sidechain
26	BD	124	ARG	Sidechain
41	BS	86	MET	Peptide

5.2 Too-close contacts [i](#)

In the following table, the Non-H and H(model) columns list the number of non-hydrogen atoms and hydrogen atoms in the chain respectively. The H(added) column lists the number of hydrogen atoms added and optimized by MolProbity. The Clashes column lists the number of clashes within the asymmetric unit, whereas Symm-Clashes lists symmetry-related clashes.

Mol	Chain	Non-H	H(model)	H(added)	Clashes	Symm-Clashes
1	AB	1708	0	1736	0	0
2	AC	1625	0	1699	0	0
3	AD	1643	0	1710	0	0
4	AE	1109	0	1152	0	0
5	AF	818	0	808	3	0
6	AG	1178	0	1234	0	0
7	AH	979	0	1034	0	0
8	AI	1025	0	1074	0	0
9	AJ	790	0	832	0	0
10	AK	880	0	891	0	0
11	AL	955	0	1019	1	0
12	AM	877	0	937	0	0
13	AN	805	0	844	0	0
14	AO	714	0	737	0	0
15	AP	639	0	656	0	0
16	AQ	652	0	695	0	0
17	AR	459	0	482	0	0
18	AS	641	0	669	0	0
19	AT	668	0	718	0	0
20	AU	429	0	453	0	0
21	AA	32828	0	16522	2	0
22	A1	1627	0	832	1	0
23	A2	309	0	158	0	0
24	A3	1642	0	843	1	0
25	BC	2083	0	2157	1	0
26	BD	1565	0	1616	0	0
27	BE	1552	0	1619	0	0
28	BF	1420	0	1460	0	0
29	BG	1323	0	1374	0	0
30	BH	1111	0	1148	1	0
31	BI	1032	0	1088	0	0
32	BJ	1129	0	1162	0	0
33	BK	939	0	1012	0	0
34	BL	1045	0	1117	1	0
35	BM	1074	0	1157	1	0
36	BN	961	0	1000	0	0
37	BO	892	0	923	0	0

Continued on next page...

Continued from previous page...

Mol	Chain	Non-H	H(model)	H(added)	Clashes	Symm-Clashes
38	BP	917	0	965	0	0
39	BQ	947	0	1022	0	0
40	BR	816	0	839	0	0
41	BS	857	0	922	0	0
42	BT	739	0	807	0	0
43	BU	780	0	834	0	0
44	BV	753	0	780	0	0
45	BW	599	0	614	0	0
46	BX	625	0	655	0	0
47	BY	509	0	543	0	0
48	BZ	449	0	491	0	0
49	B0	444	0	461	0	0
50	B1	413	0	444	0	0
51	B2	377	0	418	0	0
52	B3	504	0	574	0	0
53	B4	302	0	343	0	0
54	BA	62317	0	31345	6	0
55	BB	2504	0	1271	0	0
56	B5	1658	0	1751	0	0
57	A1	7	0	8	0	0
58	BA	10	0	10	0	0
All	All	147653	0	99665	15	0

The all-atom clashscore is defined as the number of clashes found per 1000 atoms (including hydrogen atoms). The all-atom clashscore for this structure is 0.

All (15) close contacts within the same asymmetric unit are listed below, sorted by their clash magnitude.

Atom-1	Atom-2	Interatomic distance (Å)	Clash overlap (Å)
30:BH:143:ILE:H	30:BH:143:ILE:HD13	1.72	0.54
24:A3:72:C:C5	24:A3:73:A:C8	2.98	0.51
5:AF:94:HIS:CG	5:AF:95:ALA:H	2.33	0.47
35:BM:80:VAL:H	35:BM:81:ARG:HA	1.81	0.46
22:A1:76:A:H62	54:BA:2600:A:H3'	1.82	0.44
54:BA:308:G:H21	54:BA:329:G:N2	2.15	0.43
54:BA:2306:C:H3'	54:BA:2307:G:H5''	2.01	0.43
21:AA:979:C:N4	21:AA:1360:A:H62	2.16	0.42
54:BA:1771:C:H2'	54:BA:1772:A:C8	2.53	0.42
54:BA:1025:G:C5	54:BA:1135:C:H1'	2.55	0.41
5:AF:94:HIS:CG	5:AF:95:ALA:N	2.89	0.41
11:AL:115:LYS:HE3	11:AL:116:TYR:CE2	2.55	0.41

Continued on next page...

Continued from previous page...

Atom-1	Atom-2	Interatomic distance (Å)	Clash overlap (Å)
5:AF:49:TYR:CE1	21:AA:674:G:H5''	2.55	0.41
25:BC:14:HIS:CE1	54:BA:1830:C:H5'	2.56	0.40
34:BL:25:SER:CB	34:BL:26:GLY:CA	2.99	0.40

There are no symmetry-related clashes.

5.3 Torsion angles [i](#)

5.3.1 Protein backbone [i](#)

In the following table, the Percentiles column shows the percent Ramachandran outliers of the chain as a percentile score with respect to all PDB entries followed by that with respect to all EM entries.

The Analysed column shows the number of residues for which the backbone conformation was analysed, and the total number of residues.

Mol	Chain	Analysed	Favoured	Allowed	Outliers	Percentiles	
1	AB	218/220 (99%)	202 (93%)	13 (6%)	3 (1%)	11	46
2	AC	205/208 (99%)	189 (92%)	13 (6%)	3 (2%)	10	46
3	AD	203/206 (98%)	192 (95%)	6 (3%)	5 (2%)	5	32
4	AE	150/152 (99%)	136 (91%)	10 (7%)	4 (3%)	5	31
5	AF	99/101 (98%)	85 (86%)	8 (8%)	6 (6%)	1	17
6	AG	150/152 (99%)	139 (93%)	9 (6%)	2 (1%)	12	48
7	AH	127/130 (98%)	120 (94%)	7 (6%)	0	100	100
8	AI	126/128 (98%)	112 (89%)	10 (8%)	4 (3%)	4	26
9	AJ	98/100 (98%)	90 (92%)	4 (4%)	4 (4%)	3	23
10	AK	116/118 (98%)	104 (90%)	12 (10%)	0	100	100
11	AL	121/124 (98%)	109 (90%)	7 (6%)	5 (4%)	3	23
12	AM	112/115 (97%)	93 (83%)	17 (15%)	2 (2%)	8	40
13	AN	98/101 (97%)	85 (87%)	9 (9%)	4 (4%)	3	23
14	AO	86/89 (97%)	80 (93%)	4 (5%)	2 (2%)	6	34
15	AP	79/81 (98%)	67 (85%)	10 (13%)	2 (2%)	5	32
16	AQ	80/82 (98%)	74 (92%)	5 (6%)	1 (1%)	12	48
17	AR	55/57 (96%)	53 (96%)	1 (2%)	1 (2%)	8	40

Continued on next page...

Continued from previous page...

Mol	Chain	Analysed	Favoured	Allowed	Outliers	Percentiles	
18	AS	79/81 (98%)	74 (94%)	4 (5%)	1 (1%)	12	48
19	AT	84/86 (98%)	80 (95%)	4 (5%)	0	100	100
20	AU	51/53 (96%)	34 (67%)	9 (18%)	8 (16%)	0	3
25	BC	270/273 (99%)	245 (91%)	21 (8%)	4 (2%)	10	46
26	BD	207/209 (99%)	182 (88%)	17 (8%)	8 (4%)	3	23
27	BE	199/201 (99%)	183 (92%)	11 (6%)	5 (2%)	5	32
28	BF	176/179 (98%)	156 (89%)	17 (10%)	3 (2%)	9	42
29	BG	174/177 (98%)	156 (90%)	14 (8%)	4 (2%)	6	34
30	BH	147/149 (99%)	135 (92%)	11 (8%)	1 (1%)	22	63
31	BI	139/142 (98%)	125 (90%)	11 (8%)	3 (2%)	6	35
32	BJ	140/142 (99%)	130 (93%)	10 (7%)	0	100	100
33	BK	121/123 (98%)	109 (90%)	9 (7%)	3 (2%)	5	32
34	BL	141/144 (98%)	124 (88%)	10 (7%)	7 (5%)	2	20
35	BM	134/136 (98%)	117 (87%)	15 (11%)	2 (2%)	10	46
36	BN	119/121 (98%)	101 (85%)	13 (11%)	5 (4%)	3	22
37	BO	114/117 (97%)	111 (97%)	3 (3%)	0	100	100
38	BP	112/115 (97%)	98 (88%)	9 (8%)	5 (4%)	2	22
39	BQ	115/118 (98%)	103 (90%)	8 (7%)	4 (4%)	3	25
40	BR	101/103 (98%)	95 (94%)	3 (3%)	3 (3%)	4	28
41	BS	108/110 (98%)	95 (88%)	11 (10%)	2 (2%)	8	38
42	BT	92/94 (98%)	73 (79%)	12 (13%)	7 (8%)	1	13
43	BU	101/104 (97%)	85 (84%)	11 (11%)	5 (5%)	2	20
44	BV	92/94 (98%)	89 (97%)	2 (2%)	1 (1%)	14	52
45	BW	78/80 (98%)	58 (74%)	17 (22%)	3 (4%)	3	24
46	BX	75/79 (95%)	60 (80%)	11 (15%)	4 (5%)	2	19
47	BY	61/63 (97%)	57 (93%)	2 (3%)	2 (3%)	4	26
48	BZ	56/59 (95%)	49 (88%)	6 (11%)	1 (2%)	8	40
49	B0	54/57 (95%)	50 (93%)	3 (6%)	1 (2%)	8	38
50	B1	50/52 (96%)	43 (86%)	5 (10%)	2 (4%)	3	23
51	B2	44/46 (96%)	41 (93%)	2 (4%)	1 (2%)	6	34
52	B3	62/65 (95%)	58 (94%)	3 (5%)	1 (2%)	9	44

Continued on next page...

Continued from previous page...

Mol	Chain	Analysed	Favoured	Allowed	Outliers	Percentiles	
53	B4	36/38 (95%)	34 (94%)	2 (6%)	0	100	100
56	B5	221/234 (94%)	210 (95%)	11 (5%)	0	100	100
All	All	5876/6008 (98%)	5290 (90%)	442 (8%)	144 (2%)	9	32

All (144) Ramachandran outliers are listed below:

Mol	Chain	Res	Type
5	AF	86	ARG
8	AI	124	PRO
12	AM	42	VAL
13	AN	56	SER
17	AR	20	ILE
20	AU	17	ARG
20	AU	24	LYS
26	BD	2	ILE
26	BD	51	THR
26	BD	119	ALA
27	BE	61	ARG
30	BH	9	VAL
33	BK	103	VAL
36	BN	47	VAL
38	BP	31	VAL
43	BU	70	ALA
52	B3	3	ILE
5	AF	63	ASN
9	AJ	75	ASP
11	AL	17	LYS
11	AL	78	VAL
13	AN	99	ALA
15	AP	17	TYR
16	AQ	35	LYS
20	AU	22	CYS
20	AU	30	GLU
25	BC	153	LEU
25	BC	197	ALA
26	BD	118	PHE
27	BE	43	THR
27	BE	90	GLN
28	BF	103	ILE
31	BI	10	LEU
34	BL	27	LEU

Continued on next page...

Continued from previous page...

Mol	Chain	Res	Type
34	BL	34	GLY
36	BN	10	LEU
38	BP	110	LYS
40	BR	24	LYS
40	BR	53	PHE
42	BT	2	ILE
42	BT	3	ARG
42	BT	70	HIS
43	BU	43	LYS
43	BU	45	GLN
44	BV	71	LYS
46	BX	24	THR
47	BY	7	ARG
48	BZ	9	THR
49	B0	5	ASN
50	B1	6	GLU
51	B2	44	VAL
1	AB	10	LYS
3	AD	4	LEU
3	AD	47	LEU
3	AD	187	ARG
4	AE	43	GLY
4	AE	54	GLU
4	AE	105	ILE
5	AF	52	ASN
5	AF	82	ASP
6	AG	147	ASN
8	AI	55	ASP
9	AJ	41	PRO
9	AJ	57	VAL
9	AJ	58	ASN
11	AL	33	CYS
11	AL	112	ALA
13	AN	100	SER
15	AP	79	ASN
20	AU	15	LEU
26	BD	15	PHE
26	BD	136	ASN
26	BD	138	LEU
33	BK	111	LYS
34	BL	99	ASN
36	BN	32	GLU

Continued on next page...

Continued from previous page...

Mol	Chain	Res	Type
39	BQ	91	ARG
41	BS	41	LYS
41	BS	92	ARG
42	BT	61	LEU
45	BW	23	LYS
46	BX	27	ARG
46	BX	75	GLU
1	AB	18	GLN
3	AD	84	ASN
5	AF	6	ILE
5	AF	94	HIS
6	AG	43	TYR
8	AI	41	GLU
8	AI	114	LYS
14	AO	43	ALA
20	AU	25	ALA
25	BC	144	GLU
28	BF	46	LYS
29	BG	9	VAL
31	BI	132	ALA
31	BI	135	MET
33	BK	119	ALA
35	BM	21	ALA
36	BN	93	GLY
38	BP	74	GLN
38	BP	113	LEU
39	BQ	90	ASP
40	BR	28	ALA
42	BT	14	PRO
42	BT	15	HIS
42	BT	78	SER
43	BU	12	VAL
45	BW	8	SER
45	BW	26	GLY
46	BX	43	LYS
47	BY	9	LYS
50	B1	50	GLU
1	AB	11	ALA
3	AD	29	THR
4	AE	24	VAL
11	AL	11	ARG
13	AN	58	SER

Continued on next page...

Continued from previous page...

Mol	Chain	Res	Type
26	BD	34	VAL
27	BE	79	ARG
29	BG	22	VAL
29	BG	164	ALA
34	BL	19	LEU
34	BL	36	LYS
38	BP	112	ARG
2	AC	144	GLY
14	AO	74	VAL
18	AS	39	ILE
20	AU	27	VAL
20	AU	48	LYS
28	BF	102	LEU
29	BG	112	VAL
36	BN	105	GLY
39	BQ	2	ARG
39	BQ	5	ARG
43	BU	101	THR
34	BL	11	GLY
2	AC	195	ILE
25	BC	123	ILE
27	BE	31	VAL
34	BL	101	ILE
35	BM	80	VAL
2	AC	206	ILE
12	AM	8	ILE

5.3.2 Protein sidechains [i](#)

In the following table, the Percentiles column shows the percent sidechain outliers of the chain as a percentile score with respect to all PDB entries followed by that with respect to all EM entries.

The Analysed column shows the number of residues for which the sidechain conformation was analysed, and the total number of residues.

Mol	Chain	Analysed	Rotameric	Outliers	Percentiles
1	AB	180/180 (100%)	177 (98%)	3 (2%)	60 78
2	AC	170/171 (99%)	166 (98%)	4 (2%)	49 69
3	AD	172/173 (99%)	171 (99%)	1 (1%)	86 92
4	AE	113/113 (100%)	112 (99%)	1 (1%)	78 87

Continued on next page...

Continued from previous page...

Mol	Chain	Analysed	Rotameric	Outliers	Percentiles	
5	AF	87/87 (100%)	86 (99%)	1 (1%)	73	84
6	AG	123/123 (100%)	121 (98%)	2 (2%)	62	79
7	AH	104/105 (99%)	100 (96%)	4 (4%)	33	57
8	AI	105/105 (100%)	103 (98%)	2 (2%)	57	75
9	AJ	86/86 (100%)	84 (98%)	2 (2%)	50	70
10	AK	90/90 (100%)	89 (99%)	1 (1%)	73	84
11	AL	103/104 (99%)	101 (98%)	2 (2%)	57	75
12	AM	91/92 (99%)	90 (99%)	1 (1%)	73	84
13	AN	83/84 (99%)	81 (98%)	2 (2%)	49	69
14	AO	76/77 (99%)	74 (97%)	2 (3%)	46	66
15	AP	65/65 (100%)	65 (100%)	0	100	100
16	AQ	74/74 (100%)	72 (97%)	2 (3%)	44	65
17	AR	48/48 (100%)	47 (98%)	1 (2%)	53	72
18	AS	70/70 (100%)	69 (99%)	1 (1%)	67	80
19	AT	65/65 (100%)	65 (100%)	0	100	100
20	AU	44/44 (100%)	42 (96%)	2 (4%)	27	52
25	BC	216/217 (100%)	211 (98%)	5 (2%)	50	70
26	BD	164/164 (100%)	162 (99%)	2 (1%)	71	83
27	BE	165/165 (100%)	164 (99%)	1 (1%)	86	92
28	BF	149/150 (99%)	148 (99%)	1 (1%)	84	90
29	BG	137/138 (99%)	133 (97%)	4 (3%)	42	64
30	BH	114/114 (100%)	111 (97%)	3 (3%)	46	66
31	BI	109/110 (99%)	109 (100%)	0	100	100
32	BJ	116/116 (100%)	114 (98%)	2 (2%)	60	78
33	BK	103/103 (100%)	102 (99%)	1 (1%)	76	86
34	BL	102/103 (99%)	101 (99%)	1 (1%)	76	86
35	BM	109/109 (100%)	106 (97%)	3 (3%)	43	65
36	BN	100/100 (100%)	97 (97%)	3 (3%)	41	63
37	BO	86/87 (99%)	85 (99%)	1 (1%)	71	83
38	BP	99/100 (99%)	98 (99%)	1 (1%)	76	86
39	BQ	89/90 (99%)	87 (98%)	2 (2%)	52	71

Continued on next page...

Continued from previous page...

Mol	Chain	Analysed	Rotameric	Outliers	Percentiles	
40	BR	84/84 (100%)	81 (96%)	3 (4%)	35	59
41	BS	93/93 (100%)	90 (97%)	3 (3%)	39	61
42	BT	80/80 (100%)	80 (100%)	0	100	100
43	BU	83/84 (99%)	83 (100%)	0	100	100
44	BV	78/78 (100%)	77 (99%)	1 (1%)	69	81
45	BW	59/59 (100%)	56 (95%)	3 (5%)	24	48
46	BX	67/68 (98%)	67 (100%)	0	100	100
47	BY	55/55 (100%)	55 (100%)	0	100	100
48	BZ	48/49 (98%)	45 (94%)	3 (6%)	18	43
49	B0	47/48 (98%)	46 (98%)	1 (2%)	53	72
50	B1	45/45 (100%)	44 (98%)	1 (2%)	52	71
51	B2	38/38 (100%)	37 (97%)	1 (3%)	46	66
52	B3	51/52 (98%)	50 (98%)	1 (2%)	55	74
53	B4	34/34 (100%)	34 (100%)	0	100	100
56	B5	173/181 (96%)	171 (99%)	2 (1%)	71	83
All	All	4842/4870 (99%)	4759 (98%)	83 (2%)	62	78

All (83) residues with a non-rotameric sidechain are listed below:

Mol	Chain	Res	Type
1	AB	14	HIS
1	AB	88	GLN
1	AB	156	LEU
2	AC	2	GLN
2	AC	35	ASP
2	AC	168	ARG
2	AC	175	HIS
3	AD	2	ARG
4	AE	99	SER
5	AF	68	GLN
6	AG	3	ARG
6	AG	78	ARG
7	AH	3	GLN
7	AH	20	ASN
7	AH	100	ILE
7	AH	112	ASP
8	AI	59	LYS

Continued on next page...

Continued from previous page...

Mol	Chain	Res	Type
8	AI	129	ARG
9	AJ	48	ARG
9	AJ	87	LEU
10	AK	60	PHE
11	AL	28	GLN
11	AL	71	HIS
12	AM	90	HIS
13	AN	59	ARG
13	AN	100	SER
14	AO	45	HIS
14	AO	73	ASP
16	AQ	62	GLU
16	AQ	64	ARG
17	AR	71	ASP
18	AS	65	MET
20	AU	8	ASN
20	AU	17	ARG
25	BC	36	ASN
25	BC	51	ARG
25	BC	62	ARG
25	BC	212	TRP
25	BC	218	THR
26	BD	126	ASN
26	BD	176	ASP
27	BE	163	ASN
28	BF	162	ASP
29	BG	34	ARG
29	BG	105	SER
29	BG	115	GLN
29	BG	176	LYS
30	BH	29	PHE
30	BH	137	GLU
30	BH	143	ILE
32	BJ	1	MET
32	BJ	49	ASP
33	BK	107	LEU
34	BL	76	GLU
35	BM	1	MET
35	BM	6	ARG
35	BM	97	GLN
36	BN	1	MET
36	BN	59	SER

Continued on next page...

Continued from previous page...

Mol	Chain	Res	Type
36	BN	70	THR
37	BO	95	SER
38	BP	75	THR
39	BQ	19	GLN
39	BQ	71	ASN
40	BR	22	LEU
40	BR	39	LEU
40	BR	41	ILE
41	BS	12	SER
41	BS	82	MET
41	BS	108	SER
44	BV	12	GLN
45	BW	36	ILE
45	BW	39	GLN
45	BW	59	PHE
48	BZ	9	THR
48	BZ	39	ASP
48	BZ	40	THR
49	B0	45	ASP
50	B1	35	LEU
51	B2	16	HIS
52	B3	61	LEU
56	B5	40	GLU
56	B5	129	GLN

Sometimes sidechains can be flipped to improve hydrogen bonding and reduce clashes. All (3) such sidechains are listed below:

Mol	Chain	Res	Type
19	AT	69	ASN
34	BL	35	HIS
36	BN	107	ASN

5.3.3 RNA [i](#)

Mol	Chain	Analysed	Backbone Outliers	Pucker Outliers
21	AA	1530/1533 (99%)	255 (16%)	88 (5%)
22	A1	73/76 (96%)	12 (16%)	7 (9%)
23	A2	14/15 (93%)	4 (28%)	1 (7%)
24	A3	76/77 (98%)	11 (14%)	4 (5%)
54	BA	2902/2903 (99%)	485 (16%)	125 (4%)

Continued on next page...

Continued from previous page...

Mol	Chain	Analysed	Backbone Outliers	Pucker Outliers
55	BB	116/118 (98%)	14 (12%)	5 (4%)
All	All	4711/4722 (99%)	781 (16%)	230 (4%)

All (781) RNA backbone outliers are listed below:

Mol	Chain	Res	Type
21	AA	8	A
21	AA	9	G
21	AA	13	U
21	AA	14	U
21	AA	16	A
21	AA	26	A
21	AA	27	G
21	AA	32	A
21	AA	33	A
21	AA	36	C
21	AA	39	G
21	AA	47	C
21	AA	48	C
21	AA	50	A
21	AA	52	C
21	AA	61	G
21	AA	64	G
21	AA	65	A
21	AA	72	A
21	AA	80	A
21	AA	81	A
21	AA	84	U
21	AA	86	G
21	AA	89	U
21	AA	90	C
21	AA	94	G
21	AA	95	C
21	AA	96	U
21	AA	109	A
21	AA	110	C
21	AA	121	U
21	AA	125	U
21	AA	131	A
21	AA	134	G
21	AA	163	C
21	AA	165	G

Continued on next page...

Continued from previous page...

Mol	Chain	Res	Type
21	AA	182	A
21	AA	187	G
21	AA	188	C
21	AA	191	G
21	AA	198	G
21	AA	201	G
21	AA	210	C
21	AA	235	C
21	AA	236	A
21	AA	237	G
21	AA	238	A
21	AA	239	U
21	AA	244	U
21	AA	245	U
21	AA	251	G
21	AA	252	U
21	AA	266	G
21	AA	272	C
21	AA	280	C
21	AA	282	A
21	AA	289	G
21	AA	301	G
21	AA	310	G
21	AA	317	U
21	AA	328	C
21	AA	329	A
21	AA	330	C
21	AA	343	U
21	AA	344	A
21	AA	347	G
21	AA	348	G
21	AA	349	A
21	AA	351	G
21	AA	352	C
21	AA	354	G
21	AA	356	A
21	AA	361	G
21	AA	366	A
21	AA	367	U
21	AA	381	C
21	AA	397	A
21	AA	406	G

Continued on next page...

Continued from previous page...

Mol	Chain	Res	Type
21	AA	413	G
21	AA	414	A
21	AA	415	A
21	AA	421	U
21	AA	422	C
21	AA	424	G
21	AA	429	U
21	AA	452	A
21	AA	453	G
21	AA	461	A
21	AA	462	G
21	AA	463	U
21	AA	465	A
21	AA	466	A
21	AA	467	U
21	AA	468	A
21	AA	484	G
21	AA	492	C
21	AA	493	A
21	AA	511	C
21	AA	524	G
21	AA	525	C
21	AA	527	G
21	AA	529	G
21	AA	532	A
21	AA	547	A
21	AA	559	A
21	AA	564	C
21	AA	566	G
21	AA	572	A
21	AA	573	A
21	AA	575	G
21	AA	576	C
21	AA	577	G
21	AA	588	G
21	AA	611	C
21	AA	612	C
21	AA	619	U
21	AA	620	C
21	AA	653	U
21	AA	665	A
21	AA	675	A

Continued on next page...

Continued from previous page...

Mol	Chain	Res	Type
21	AA	700	G
21	AA	718	A
21	AA	719	C
21	AA	721	G
21	AA	724	G
21	AA	728	A
21	AA	729	A
21	AA	731	G
21	AA	734	G
21	AA	735	C
21	AA	755	G
21	AA	756	C
21	AA	765	G
21	AA	777	A
21	AA	791	G
21	AA	794	A
21	AA	812	G
21	AA	817	C
21	AA	818	G
21	AA	819	A
21	AA	821	G
21	AA	827	U
21	AA	828	U
21	AA	829	G
21	AA	841	C
21	AA	842	U
21	AA	843	U
21	AA	844	G
21	AA	845	A
21	AA	846	G
21	AA	914	A
21	AA	927	G
21	AA	930	C
21	AA	932	C
21	AA	934	C
21	AA	939	G
21	AA	940	C
21	AA	942	G
21	AA	945	G
21	AA	946	A
21	AA	960	U
21	AA	962	C

Continued on next page...

Continued from previous page...

Mol	Chain	Res	Type
21	AA	966	G
21	AA	968	A
21	AA	969	A
21	AA	970	C
21	AA	971	G
21	AA	976	G
21	AA	977	A
21	AA	980	C
21	AA	983	A
21	AA	984	C
21	AA	993	G
21	AA	994	A
21	AA	1004	A
21	AA	1025	U
21	AA	1026	G
21	AA	1031	C
21	AA	1032	G
21	AA	1045	C
21	AA	1054	C
21	AA	1056	U
21	AA	1065	U
21	AA	1094	G
21	AA	1101	A
21	AA	1102	A
21	AA	1129	C
21	AA	1130	A
21	AA	1135	U
21	AA	1136	C
21	AA	1138	G
21	AA	1139	G
21	AA	1140	C
21	AA	1143	G
21	AA	1146	A
21	AA	1159	U
21	AA	1160	G
21	AA	1161	C
21	AA	1181	G
21	AA	1183	U
21	AA	1184	G
21	AA	1188	A
21	AA	1189	U
21	AA	1191	A

Continued on next page...

Continued from previous page...

Mol	Chain	Res	Type
21	AA	1196	A
21	AA	1197	A
21	AA	1201	A
21	AA	1202	U
21	AA	1225	A
21	AA	1226	C
21	AA	1227	A
21	AA	1238	A
21	AA	1240	U
21	AA	1241	G
21	AA	1256	A
21	AA	1257	A
21	AA	1266	G
21	AA	1279	G
21	AA	1280	A
21	AA	1281	C
21	AA	1282	C
21	AA	1287	A
21	AA	1300	G
21	AA	1302	C
21	AA	1303	C
21	AA	1305	G
21	AA	1320	C
21	AA	1321	U
21	AA	1323	G
21	AA	1341	U
21	AA	1343	G
21	AA	1363	A
21	AA	1379	G
21	AA	1380	U
21	AA	1383	C
21	AA	1384	C
21	AA	1390	U
21	AA	1397	C
21	AA	1398	A
21	AA	1399	C
21	AA	1400	C
21	AA	1401	G
21	AA	1432	G
21	AA	1433	A
21	AA	1446	A
21	AA	1447	A

Continued on next page...

Continued from previous page...

Mol	Chain	Res	Type
21	AA	1454	G
21	AA	1494	G
21	AA	1499	A
21	AA	1503	A
21	AA	1504	G
21	AA	1506	U
21	AA	1523	G
21	AA	1529	G
21	AA	1530	G
22	A1	3	G
22	A1	17	U
22	A1	43	G
22	A1	44	G
22	A1	46	7MG
22	A1	48	C
22	A1	60	C
22	A1	71	C
22	A1	73	A
22	A1	74	C
22	A1	75	C
22	A1	76	A
23	A2	82	A
23	A2	83	U
23	A2	84	G
23	A2	92	U
24	A3	2	G
24	A3	9	G
24	A3	10	G
24	A3	18	U
24	A3	22	A
24	A3	36	A
24	A3	48	U
24	A3	49	C
24	A3	60	A
24	A3	72	C
24	A3	73	A
54	BA	10	A
54	BA	11	C
54	BA	15	G
54	BA	20	C
54	BA	27	G
54	BA	34	U

Continued on next page...

Continued from previous page...

Mol	Chain	Res	Type
54	BA	35	G
54	BA	45	G
54	BA	50	U
54	BA	71	A
54	BA	74	A
54	BA	75	G
54	BA	91	A
54	BA	98	G
54	BA	100	U
54	BA	101	A
54	BA	118	A
54	BA	119	A
54	BA	120	U
54	BA	121	G
54	BA	122	G
54	BA	126	A
54	BA	127	A
54	BA	128	C
54	BA	142	A
54	BA	196	A
54	BA	197	A
54	BA	200	U
54	BA	204	A
54	BA	216	A
54	BA	222	A
54	BA	224	U
54	BA	248	G
54	BA	250	G
54	BA	265	A
54	BA	266	G
54	BA	271	G
54	BA	272	A
54	BA	273	G
54	BA	278	A
54	BA	283	G
54	BA	299	A
54	BA	302	C
54	BA	316	C
54	BA	330	A
54	BA	332	A
54	BA	335	C
54	BA	370	G

Continued on next page...

Continued from previous page...

Mol	Chain	Res	Type
54	BA	372	G
54	BA	373	U
54	BA	374	A
54	BA	385	C
54	BA	386	G
54	BA	387	U
54	BA	389	G
54	BA	392	U
54	BA	396	G
54	BA	404	A
54	BA	411	G
54	BA	428	A
54	BA	429	A
54	BA	430	A
54	BA	436	C
54	BA	447	A
54	BA	448	U
54	BA	451	U
54	BA	453	A
54	BA	454	A
54	BA	457	A
54	BA	458	G
54	BA	473	G
54	BA	481	G
54	BA	482	A
54	BA	490	C
54	BA	503	A
54	BA	504	A
54	BA	506	G
54	BA	508	A
54	BA	518	G
54	BA	527	C
54	BA	529	A
54	BA	532	A
54	BA	533	G
54	BA	548	G
54	BA	563	A
54	BA	566	U
54	BA	571	U
54	BA	575	A
54	BA	586	A
54	BA	588	U

Continued on next page...

Continued from previous page...

Mol	Chain	Res	Type
54	BA	614	A
54	BA	627	A
54	BA	637	A
54	BA	644	A
54	BA	645	C
54	BA	653	U
54	BA	662	G
54	BA	663	G
54	BA	670	A
54	BA	671	C
54	BA	686	U
54	BA	716	A
54	BA	719	C
54	BA	727	A
54	BA	728	G
54	BA	730	A
54	BA	747	U
54	BA	750	A
54	BA	751	A
54	BA	753	A
54	BA	762	U
54	BA	763	G
54	BA	764	A
54	BA	775	G
54	BA	776	G
54	BA	782	A
54	BA	784	G
54	BA	785	G
54	BA	789	A
54	BA	790	U
54	BA	791	C
54	BA	792	A
54	BA	805	G
54	BA	811	U
54	BA	824	U
54	BA	827	U
54	BA	828	U
54	BA	836	G
54	BA	846	U
54	BA	848	C
54	BA	856	G
54	BA	858	G

Continued on next page...

Continued from previous page...

Mol	Chain	Res	Type
54	BA	866	A
54	BA	889	C
54	BA	890	C
54	BA	891	G
54	BA	892	A
54	BA	896	A
54	BA	897	C
54	BA	910	A
54	BA	914	G
54	BA	931	U
54	BA	932	U
54	BA	934	U
54	BA	941	A
54	BA	946	C
54	BA	959	A
54	BA	961	C
54	BA	974	G
54	BA	981	A
54	BA	983	A
54	BA	994	C
54	BA	995	C
54	BA	996	A
54	BA	1006	C
54	BA	1008	A
54	BA	1012	U
54	BA	1013	C
54	BA	1022	G
54	BA	1024	G
54	BA	1025	G
54	BA	1026	G
54	BA	1028	A
54	BA	1033	U
54	BA	1044	C
54	BA	1045	C
54	BA	1046	A
54	BA	1055	G
54	BA	1058	U
54	BA	1067	A
54	BA	1068	G
54	BA	1069	A
54	BA	1070	A
54	BA	1071	G

Continued on next page...

Continued from previous page...

Mol	Chain	Res	Type
54	BA	1072	C
54	BA	1073	A
54	BA	1076	C
54	BA	1087	G
54	BA	1088	A
54	BA	1090	A
54	BA	1097	U
54	BA	1098	A
54	BA	1112	G
54	BA	1124	G
54	BA	1126	A
54	BA	1128	G
54	BA	1129	A
54	BA	1130	U
54	BA	1132	U
54	BA	1133	A
54	BA	1135	C
54	BA	1139	G
54	BA	1144	A
54	BA	1175	A
54	BA	1176	U
54	BA	1185	G
54	BA	1188	U
54	BA	1190	G
54	BA	1204	A
54	BA	1210	G
54	BA	1211	C
54	BA	1227	G
54	BA	1237	A
54	BA	1242	U
54	BA	1250	G
54	BA	1251	C
54	BA	1252	G
54	BA	1253	A
54	BA	1256	G
54	BA	1266	G
54	BA	1272	A
54	BA	1275	A
54	BA	1276	A
54	BA	1287	A
54	BA	1288	G
54	BA	1291	C

Continued on next page...

Continued from previous page...

Mol	Chain	Res	Type
54	BA	1292	G
54	BA	1300	G
54	BA	1301	A
54	BA	1302	A
54	BA	1313	U
54	BA	1314	C
54	BA	1315	C
54	BA	1329	U
54	BA	1332	G
54	BA	1341	G
54	BA	1349	C
54	BA	1350	C
54	BA	1361	G
54	BA	1365	A
54	BA	1366	A
54	BA	1368	G
54	BA	1378	A
54	BA	1379	U
54	BA	1382	G
54	BA	1383	A
54	BA	1384	A
54	BA	1388	G
54	BA	1392	A
54	BA	1400	U
54	BA	1402	U
54	BA	1416	G
54	BA	1417	C
54	BA	1420	A
54	BA	1428	C
54	BA	1439	A
54	BA	1440	U
54	BA	1451	C
54	BA	1452	G
54	BA	1454	C
54	BA	1455	G
54	BA	1458	U
54	BA	1459	G
54	BA	1460	U
54	BA	1476	U
54	BA	1482	G
54	BA	1490	A
54	BA	1493	C

Continued on next page...

Continued from previous page...

Mol	Chain	Res	Type
54	BA	1508	A
54	BA	1509	A
54	BA	1512	C
54	BA	1523	U
54	BA	1528	A
54	BA	1532	A
54	BA	1535	A
54	BA	1536	C
54	BA	1537	G
54	BA	1538	G
54	BA	1539	U
54	BA	1541	C
54	BA	1566	A
54	BA	1568	G
54	BA	1569	A
54	BA	1599	U
54	BA	1608	A
54	BA	1610	A
54	BA	1611	C
54	BA	1614	A
54	BA	1617	C
54	BA	1618	A
54	BA	1619	G
54	BA	1627	G
54	BA	1630	A
54	BA	1646	C
54	BA	1647	U
54	BA	1648	U
54	BA	1651	G
54	BA	1654	A
54	BA	1656	C
54	BA	1668	A
54	BA	1669	A
54	BA	1670	C
54	BA	1674	G
54	BA	1675	C
54	BA	1696	G
54	BA	1699	G
54	BA	1700	A
54	BA	1712	U
54	BA	1714	U
54	BA	1715	G

Continued on next page...

Continued from previous page...

Mol	Chain	Res	Type
54	BA	1730	C
54	BA	1758	U
54	BA	1763	G
54	BA	1764	C
54	BA	1773	A
54	BA	1780	A
54	BA	1782	U
54	BA	1789	A
54	BA	1800	C
54	BA	1807	G
54	BA	1808	A
54	BA	1809	A
54	BA	1814	G
54	BA	1815	A
54	BA	1816	C
54	BA	1820	U
54	BA	1821	A
54	BA	1829	A
54	BA	1830	C
54	BA	1877	A
54	BA	1884	G
54	BA	1900	A
54	BA	1913	A
54	BA	1914	C
54	BA	1926	U
54	BA	1937	A
54	BA	1940	U
54	BA	1945	G
54	BA	1946	U
54	BA	1952	A
54	BA	1955	U
54	BA	1963	U
54	BA	1967	C
54	BA	1971	U
54	BA	1972	G
54	BA	1982	U
54	BA	1983	G
54	BA	1993	U
54	BA	1997	C
54	BA	2023	C
54	BA	2026	U
54	BA	2030	A

Continued on next page...

Continued from previous page...

Mol	Chain	Res	Type
54	BA	2031	A
54	BA	2032	G
54	BA	2034	U
54	BA	2043	C
54	BA	2055	C
54	BA	2059	A
54	BA	2061	G
54	BA	2062	A
54	BA	2063	C
54	BA	2093	G
54	BA	2094	A
54	BA	2112	G
54	BA	2113	U
54	BA	2114	A
54	BA	2116	G
54	BA	2117	A
54	BA	2118	U
54	BA	2119	A
54	BA	2126	A
54	BA	2129	C
54	BA	2131	U
54	BA	2132	U
54	BA	2137	U
54	BA	2138	G
54	BA	2157	G
54	BA	2159	G
54	BA	2165	C
54	BA	2172	U
54	BA	2173	A
54	BA	2174	C
54	BA	2181	U
54	BA	2194	U
54	BA	2203	U
54	BA	2211	A
54	BA	2212	A
54	BA	2216	G
54	BA	2225	A
54	BA	2238	G
54	BA	2239	G
54	BA	2261	C
54	BA	2269	G
54	BA	2275	C

Continued on next page...

Continued from previous page...

Mol	Chain	Res	Type
54	BA	2277	G
54	BA	2283	C
54	BA	2297	A
54	BA	2305	U
54	BA	2307	G
54	BA	2309	A
54	BA	2311	A
54	BA	2313	C
54	BA	2320	U
54	BA	2321	U
54	BA	2325	G
54	BA	2333	A
54	BA	2334	U
54	BA	2335	A
54	BA	2347	C
54	BA	2353	G
54	BA	2367	G
54	BA	2383	G
54	BA	2385	C
54	BA	2386	A
54	BA	2402	U
54	BA	2406	A
54	BA	2423	U
54	BA	2425	A
54	BA	2429	G
54	BA	2430	A
54	BA	2432	A
54	BA	2441	U
54	BA	2448	A
54	BA	2449	U
54	BA	2473	U
54	BA	2474	U
54	BA	2476	A
54	BA	2478	A
54	BA	2480	C
54	BA	2488	G
54	BA	2489	U
54	BA	2491	U
54	BA	2492	U
54	BA	2498	C
54	BA	2499	C
54	BA	2501	C

Continued on next page...

Continued from previous page...

Mol	Chain	Res	Type
54	BA	2502	G
54	BA	2503	A
54	BA	2504	U
54	BA	2505	G
54	BA	2513	A
54	BA	2518	A
54	BA	2529	G
54	BA	2531	A
54	BA	2540	C
54	BA	2542	A
54	BA	2543	G
54	BA	2547	A
54	BA	2567	G
54	BA	2573	C
54	BA	2576	G
54	BA	2581	G
54	BA	2582	G
54	BA	2585	U
54	BA	2587	A
54	BA	2588	G
54	BA	2603	G
54	BA	2609	U
54	BA	2610	C
54	BA	2611	C
54	BA	2628	C
54	BA	2629	U
54	BA	2645	G
54	BA	2660	A
54	BA	2661	G
54	BA	2663	G
54	BA	2668	G
54	BA	2681	C
54	BA	2683	C
54	BA	2689	U
54	BA	2690	U
54	BA	2714	G
54	BA	2718	G
54	BA	2726	A
54	BA	2729	G
54	BA	2732	G
54	BA	2733	A
54	BA	2750	A

Continued on next page...

Continued from previous page...

Mol	Chain	Res	Type
54	BA	2751	G
54	BA	2756	U
54	BA	2776	A
54	BA	2777	G
54	BA	2778	A
54	BA	2780	G
54	BA	2799	A
54	BA	2800	A
54	BA	2820	A
54	BA	2832	U
54	BA	2850	A
54	BA	2872	A
54	BA	2875	C
54	BA	2876	G
54	BA	2883	A
54	BA	2884	U
54	BA	2895	G
55	BB	9	G
55	BB	12	C
55	BB	13	G
55	BB	15	A
55	BB	16	G
55	BB	35	C
55	BB	36	C
55	BB	45	A
55	BB	53	A
55	BB	64	G
55	BB	67	G
55	BB	74	U
55	BB	90	C
55	BB	109	A

All (230) RNA pucker outliers are listed below:

Mol	Chain	Res	Type
21	AA	5	U
21	AA	26	A
21	AA	32	A
21	AA	51	A
21	AA	60	A
21	AA	64	G
21	AA	80	A

Continued on next page...

Continued from previous page...

Mol	Chain	Res	Type
21	AA	89	U
21	AA	94	G
21	AA	95	C
21	AA	109	A
21	AA	133	U
21	AA	184	G
21	AA	205	A
21	AA	209	U
21	AA	236	A
21	AA	238	A
21	AA	244	U
21	AA	246	A
21	AA	251	G
21	AA	307	C
21	AA	309	A
21	AA	316	C
21	AA	329	A
21	AA	343	U
21	AA	344	A
21	AA	345	C
21	AA	347	G
21	AA	366	A
21	AA	452	A
21	AA	465	A
21	AA	492	C
21	AA	524	G
21	AA	563	A
21	AA	575	G
21	AA	611	C
21	AA	619	U
21	AA	674	G
21	AA	718	A
21	AA	728	A
21	AA	733	G
21	AA	734	G
21	AA	755	G
21	AA	790	A
21	AA	817	C
21	AA	818	G
21	AA	827	U
21	AA	841	C
21	AA	843	U

Continued on next page...

Continued from previous page...

Mol	Chain	Res	Type
21	AA	844	G
21	AA	845	A
21	AA	884	U
21	AA	945	G
21	AA	970	C
21	AA	975	A
21	AA	982	U
21	AA	983	A
21	AA	991	U
21	AA	994	A
21	AA	1025	U
21	AA	1044	A
21	AA	1049	U
21	AA	1101	A
21	AA	1126	U
21	AA	1129	C
21	AA	1159	U
21	AA	1181	G
21	AA	1188	A
21	AA	1190	G
21	AA	1196	A
21	AA	1201	A
21	AA	1215	G
21	AA	1227	A
21	AA	1231	G
21	AA	1238	A
21	AA	1280	A
21	AA	1300	G
21	AA	1319	A
21	AA	1342	C
21	AA	1379	G
21	AA	1383	C
21	AA	1399	C
21	AA	1407	C
21	AA	1446	A
21	AA	1447	A
21	AA	1459	G
21	AA	1493	A
21	AA	1498	U
22	A1	3	G
22	A1	17	U
22	A1	43	G

Continued on next page...

Continued from previous page...

Mol	Chain	Res	Type
22	A1	47	U
22	A1	60	C
22	A1	70	C
22	A1	73	A
23	A2	83	U
24	A3	10	G
24	A3	16	C
24	A3	48	U
24	A3	61	U
54	BA	49	A
54	BA	118	A
54	BA	121	G
54	BA	126	A
54	BA	249	C
54	BA	271	G
54	BA	272	A
54	BA	278	A
54	BA	384	A
54	BA	428	A
54	BA	446	G
54	BA	448	U
54	BA	453	A
54	BA	481	G
54	BA	482	A
54	BA	503	A
54	BA	506	G
54	BA	509	C
54	BA	532	A
54	BA	603	A
54	BA	670	A
54	BA	749	A
54	BA	750	A
54	BA	762	U
54	BA	784	G
54	BA	789	A
54	BA	791	C
54	BA	827	U
54	BA	847	U
54	BA	890	C
54	BA	896	A
54	BA	909	A
54	BA	911	A

Continued on next page...

Continued from previous page...

Mol	Chain	Res	Type
54	BA	931	U
54	BA	933	A
54	BA	981	A
54	BA	994	C
54	BA	1005	C
54	BA	1033	U
54	BA	1068	G
54	BA	1070	A
54	BA	1072	C
54	BA	1097	U
54	BA	1128	G
54	BA	1129	A
54	BA	1132	U
54	BA	1187	G
54	BA	1232	G
54	BA	1282	U
54	BA	1287	A
54	BA	1288	G
54	BA	1300	G
54	BA	1301	A
54	BA	1312	U
54	BA	1313	U
54	BA	1314	C
54	BA	1329	U
54	BA	1349	C
54	BA	1385	A
54	BA	1396	U
54	BA	1427	A
54	BA	1428	C
54	BA	1451	C
54	BA	1460	U
54	BA	1475	G
54	BA	1508	A
54	BA	1511	G
54	BA	1534	U
54	BA	1536	C
54	BA	1598	A
54	BA	1610	A
54	BA	1617	C
54	BA	1618	A
54	BA	1655	A
54	BA	1668	A

Continued on next page...

Continued from previous page...

Mol	Chain	Res	Type
54	BA	1674	G
54	BA	1699	G
54	BA	1713	A
54	BA	1760	C
54	BA	1808	A
54	BA	1813	G
54	BA	1820	U
54	BA	1912	A
54	BA	1913	A
54	BA	1936	A
54	BA	1945	G
54	BA	1951	U
54	BA	1952	A
54	BA	1963	U
54	BA	2021	C
54	BA	2030	A
54	BA	2062	A
54	BA	2092	U
54	BA	2113	U
54	BA	2117	A
54	BA	2126	A
54	BA	2211	A
54	BA	2282	G
54	BA	2286	G
54	BA	2288	A
54	BA	2321	U
54	BA	2346	A
54	BA	2391	G
54	BA	2429	G
54	BA	2430	A
54	BA	2439	A
54	BA	2473	U
54	BA	2489	U
54	BA	2497	A
54	BA	2501	C
54	BA	2503	A
54	BA	2504	U
54	BA	2518	A
54	BA	2542	A
54	BA	2569	G
54	BA	2581	G
54	BA	2586	U

Continued on next page...

Continued from previous page...

Mol	Chain	Res	Type
54	BA	2609	U
54	BA	2644	G
54	BA	2680	U
54	BA	2689	U
54	BA	2732	G
54	BA	2776	A
54	BA	2790	U
54	BA	2875	C
55	BB	15	A
55	BB	34	A
55	BB	35	C
55	BB	63	C
55	BB	73	A

5.4 Non-standard residues in protein, DNA, RNA chains [i](#)

11 non-standard protein/DNA/RNA residues are modelled in this entry.

In the following table, the Counts columns list the number of bonds (or angles) for which Mogul statistics could be retrieved, the number of bonds (or angles) that are observed in the model and the number of bonds (or angles) that are defined in the Chemical Component Dictionary. The Link column lists molecule types, if any, to which the group is linked. The Z score for a bond length (or angle) is the number of standard deviations the observed value is removed from the expected value. A bond length (or angle) with $|Z| > 2$ is considered an outlier worth inspection. RMSZ is the root-mean-square of all Z scores of the bond lengths (or angles).

Mol	Type	Chain	Res	Link	Bond lengths			Bond angles		
					Counts	RMSZ	# Z > 2	Counts	RMSZ	# Z > 2
22	CM0	A1	34	22	22,26,27	1.32	2 (9%)	28,37,40	1.38	1 (3%)
22	4SU	A1	7	22	18,21,22	1.33	1 (5%)	26,30,33	0.97	2 (7%)
22	5MU	A1	54	22	19,22,23	0.75	0	28,32,35	1.31	4 (14%)
24	PSU	A3	56	24	18,21,22	0.82	0	22,30,33	1.33	2 (9%)
24	5MU	A3	55	24	19,22,23	0.73	0	28,32,35	1.31	4 (14%)
24	4SU	A3	8	24	18,21,22	1.45	1 (5%)	26,30,33	0.82	1 (3%)
24	H2U	A3	21	24	18,21,22	1.38	2 (11%)	21,30,33	1.31	3 (14%)
22	6MZ	A1	37	22	18,25,26	0.87	0	16,36,39	1.55	2 (12%)
22	PSU	A1	55	22	18,21,22	0.84	0	22,30,33	1.33	3 (13%)
24	OMC	A3	33	24	19,22,23	0.74	0	26,31,34	0.98	1 (3%)
22	7MG	A1	46	22	22,26,27	4.75	2 (9%)	29,39,42	1.33	1 (3%)

In the following table, the Chirals column lists the number of chiral outliers, the number of chiral centers analysed, the number of these observed in the model and the number defined in the Chemical Component Dictionary. Similar counts are reported in the Torsion and Rings columns. '-' means no outliers of that kind were identified.

Mol	Type	Chain	Res	Link	Chirals	Torsions	Rings
22	CM0	A1	34	22	-	2/12/30/31	0/2/2/2
22	4SU	A1	7	22	-	0/7/25/26	0/2/2/2
22	5MU	A1	54	22	-	0/7/25/26	0/2/2/2
24	PSU	A3	56	24	-	2/7/25/26	0/2/2/2
24	5MU	A3	55	24	-	0/7/25/26	0/2/2/2
24	4SU	A3	8	24	-	0/7/25/26	0/2/2/2
24	H2U	A3	21	24	-	0/7/38/39	0/2/2/2
22	6MZ	A1	37	22	-	0/5/27/28	0/3/3/3
22	PSU	A1	55	22	-	4/7/25/26	0/2/2/2
24	OMC	A3	33	24	-	0/9/27/28	0/2/2/2
22	7MG	A1	46	22	-	1/7/37/38	0/3/3/3

All (8) bond length outliers are listed below:

Mol	Chain	Res	Type	Atoms	Z	Observed(Å)	Ideal(Å)
22	A1	46	7MG	C8-N9	-22.01	1.33	1.46
24	A3	8	4SU	C5-C4	-5.00	1.36	1.42
22	A1	7	4SU	C5-C4	-4.72	1.36	1.42
22	A1	34	CM0	O5-C5	-4.45	1.26	1.36
24	A3	21	H2U	C2-N3	-3.49	1.31	1.38
24	A3	21	H2U	C4-N3	-3.47	1.31	1.37
22	A1	34	CM0	C6-C5	2.50	1.37	1.34
22	A1	46	7MG	C5-N7	2.14	1.38	1.35

All (24) bond angle outliers are listed below:

Mol	Chain	Res	Type	Atoms	Z	Observed(°)	Ideal(°)
22	A1	46	7MG	N9-C8-N7	5.66	111.47	103.38
22	A1	34	CM0	C7-O5-C5	5.29	124.50	117.58
22	A1	37	6MZ	C9-N6-C6	4.38	126.65	122.87
22	A1	55	PSU	C6-C5-C4	3.93	120.95	118.20
24	A3	55	5MU	C5M-C5-C6	-3.49	118.18	122.85
22	A1	54	5MU	C5M-C5-C6	-3.48	118.20	122.85
24	A3	21	H2U	N3-C2-N1	3.42	120.27	116.65
24	A3	56	PSU	C6-C5-C4	3.29	120.50	118.20
22	A1	54	5MU	C6-C5-C4	2.94	120.49	118.03
24	A3	55	5MU	C6-C5-C4	2.89	120.45	118.03
24	A3	33	OMC	O2-C2-N3	-2.88	117.65	122.33

Continued on next page...

Continued from previous page...

Mol	Chain	Res	Type	Atoms	Z	Observed(°)	Ideal(°)
24	A3	56	PSU	O4'-C1'-C2'	2.81	109.11	105.14
22	A1	37	6MZ	C2-N1-C6	2.73	118.93	116.59
22	A1	55	PSU	O4'-C1'-C2'	2.56	108.75	105.14
24	A3	21	H2U	C5-C4-N3	2.55	119.51	116.65
24	A3	21	H2U	O2-C2-N3	-2.50	116.84	121.50
24	A3	55	5MU	C5M-C5-C4	2.35	121.36	118.77
24	A3	55	5MU	C5-C6-N1	-2.31	120.96	123.34
22	A1	54	5MU	C5M-C5-C4	2.30	121.30	118.77
22	A1	7	4SU	O4'-C4'-C3'	2.21	109.48	105.11
22	A1	7	4SU	C6-C5-C4	2.20	121.86	119.95
22	A1	55	PSU	N1-C2-N3	2.16	117.58	115.13
24	A3	8	4SU	C6-C5-C4	2.11	121.78	119.95
22	A1	54	5MU	C5-C6-N1	-2.07	121.21	123.34

There are no chirality outliers.

All (9) torsion outliers are listed below:

Mol	Chain	Res	Type	Atoms
22	A1	46	7MG	C4'-C5'-O5'-P
22	A1	55	PSU	C2'-C1'-C5-C4
22	A1	55	PSU	C2'-C1'-C5-C6
22	A1	55	PSU	O4'-C1'-C5-C6
24	A3	56	PSU	O4'-C1'-C5-C4
24	A3	56	PSU	O4'-C1'-C5-C6
22	A1	34	CM0	O5-C7-C8-O9
22	A1	34	CM0	O5-C7-C8-O8
22	A1	55	PSU	O4'-C1'-C5-C4

There are no ring outliers.

No monomer is involved in short contacts.

5.5 Carbohydrates [i](#)

There are no monosaccharides in this entry.

5.6 Ligand geometry [i](#)

2 ligands are modelled in this entry.

In the following table, the Counts columns list the number of bonds (or angles) for which Mogul statistics could be retrieved, the number of bonds (or angles) that are observed in the model and

the number of bonds (or angles) that are defined in the Chemical Component Dictionary. The Link column lists molecule types, if any, to which the group is linked. The Z score for a bond length (or angle) is the number of standard deviations the observed value is removed from the expected value. A bond length (or angle) with $|Z| > 2$ is considered an outlier worth inspection. RMSZ is the root-mean-square of all Z scores of the bond lengths (or angles).

Mol	Type	Chain	Res	Link	Bond lengths			Bond angles		
					Counts	RMSZ	# Z > 2	Counts	RMSZ	# Z > 2
58	FME	BA	3001	57	8,9,10	0.83	0	7,9,11	2.31	3 (42%)
57	VAL	A1	101	22,58	4,6,7	0.83	0	6,7,9	0.97	1 (16%)

In the following table, the Chirals column lists the number of chiral outliers, the number of chiral centers analysed, the number of these observed in the model and the number defined in the Chemical Component Dictionary. Similar counts are reported in the Torsion and Rings columns. '-' means no outliers of that kind were identified.

Mol	Type	Chain	Res	Link	Chirals	Torsions	Rings
58	FME	BA	3001	57	-	0/7/9/11	-
57	VAL	A1	101	22,58	-	3/5/6/8	-

There are no bond length outliers.

All (4) bond angle outliers are listed below:

Mol	Chain	Res	Type	Atoms	Z	Observed(°)	Ideal(°)
58	BA	3001	FME	C-CA-N	4.15	117.22	109.73
58	BA	3001	FME	CA-N-CN	3.74	128.57	122.82
57	A1	101	VAL	O-C-CA	-2.33	118.68	124.78
58	BA	3001	FME	O-C-CA	-2.29	118.78	124.78

There are no chirality outliers.

All (3) torsion outliers are listed below:

Mol	Chain	Res	Type	Atoms
57	A1	101	VAL	O-C-CA-CB
57	A1	101	VAL	C-CA-CB-CG1
57	A1	101	VAL	C-CA-CB-CG2

There are no ring outliers.

No monomer is involved in short contacts.

5.7 Other polymers

There are no such residues in this entry.

5.8 Polymer linkage issues

There are no chain breaks in this entry.

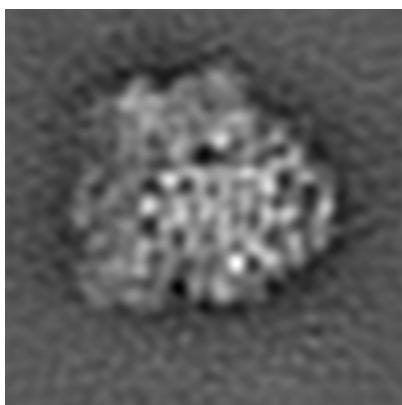
6 Map visualisation [i](#)

This section contains visualisations of the EMDB entry EMD-2473. These allow visual inspection of the internal detail of the map and identification of artifacts.

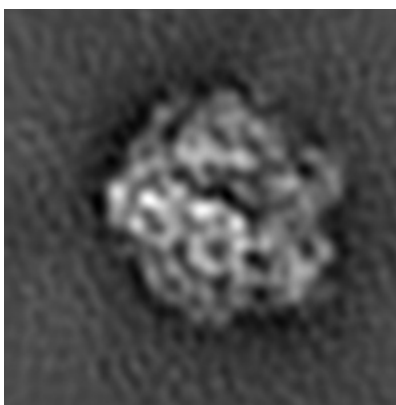
No raw map or half-maps were deposited for this entry and therefore no images, graphs, etc. pertaining to the raw map can be shown.

6.1 Orthogonal projections [i](#)

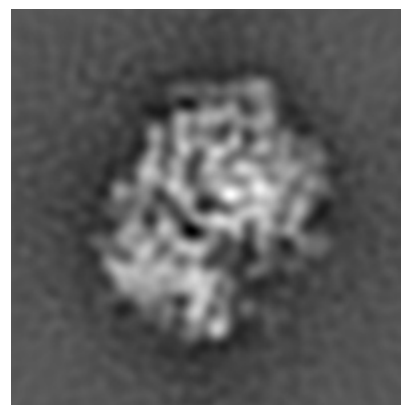
6.1.1 Primary map



X



Y

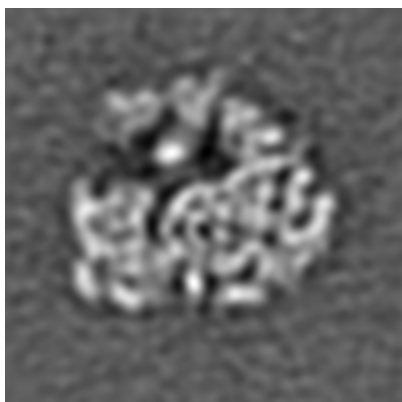


Z

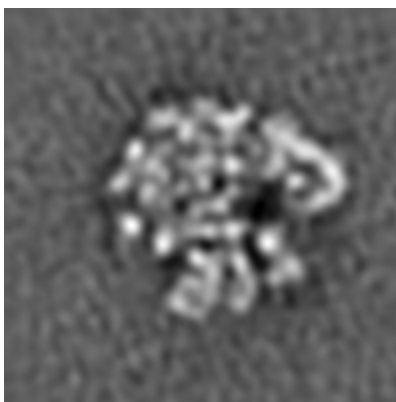
The images above show the map projected in three orthogonal directions.

6.2 Central slices [i](#)

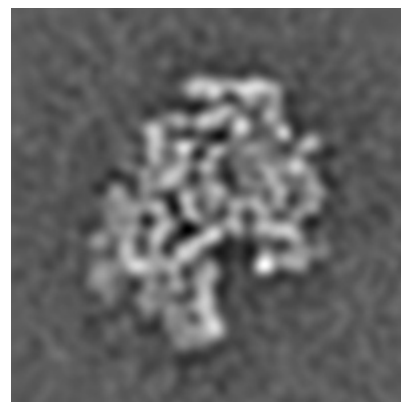
6.2.1 Primary map



X Index: 64



Y Index: 64

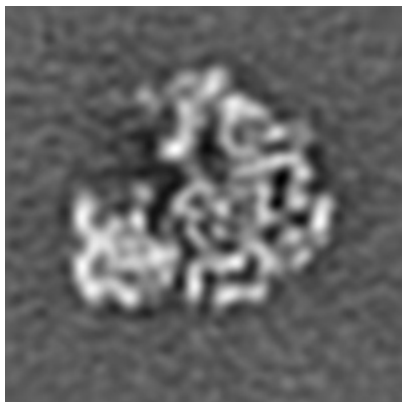


Z Index: 64

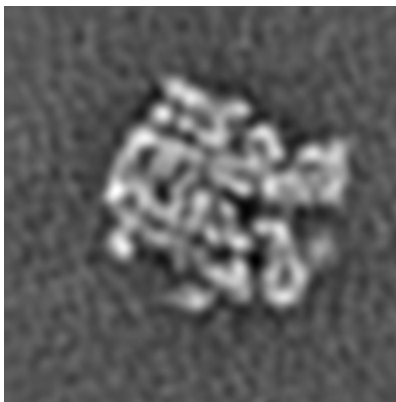
The images above show central slices of the map in three orthogonal directions.

6.3 Largest variance slices [i](#)

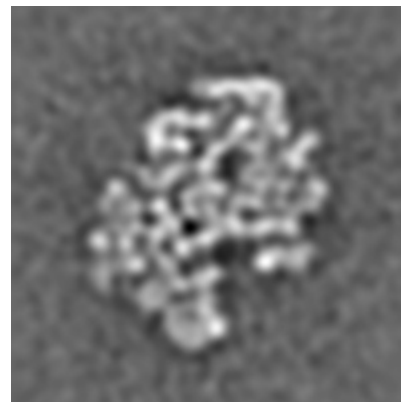
6.3.1 Primary map



X Index: 66



Y Index: 69

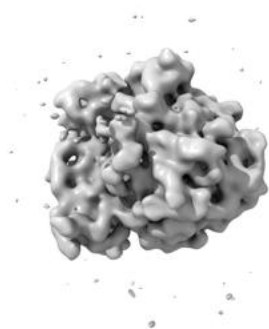


Z Index: 62

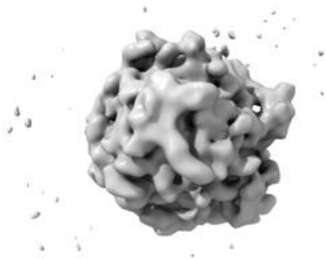
The images above show the largest variance slices of the map in three orthogonal directions.

6.4 Orthogonal surface views [i](#)

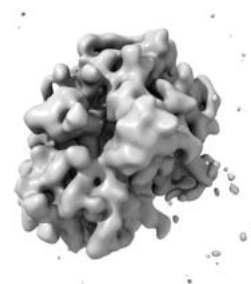
6.4.1 Primary map



X



Y



Z

The images above show the 3D surface view of the map at the recommended contour level 25.0. These images, in conjunction with the slice images, may facilitate assessment of whether an appropriate contour level has been provided.

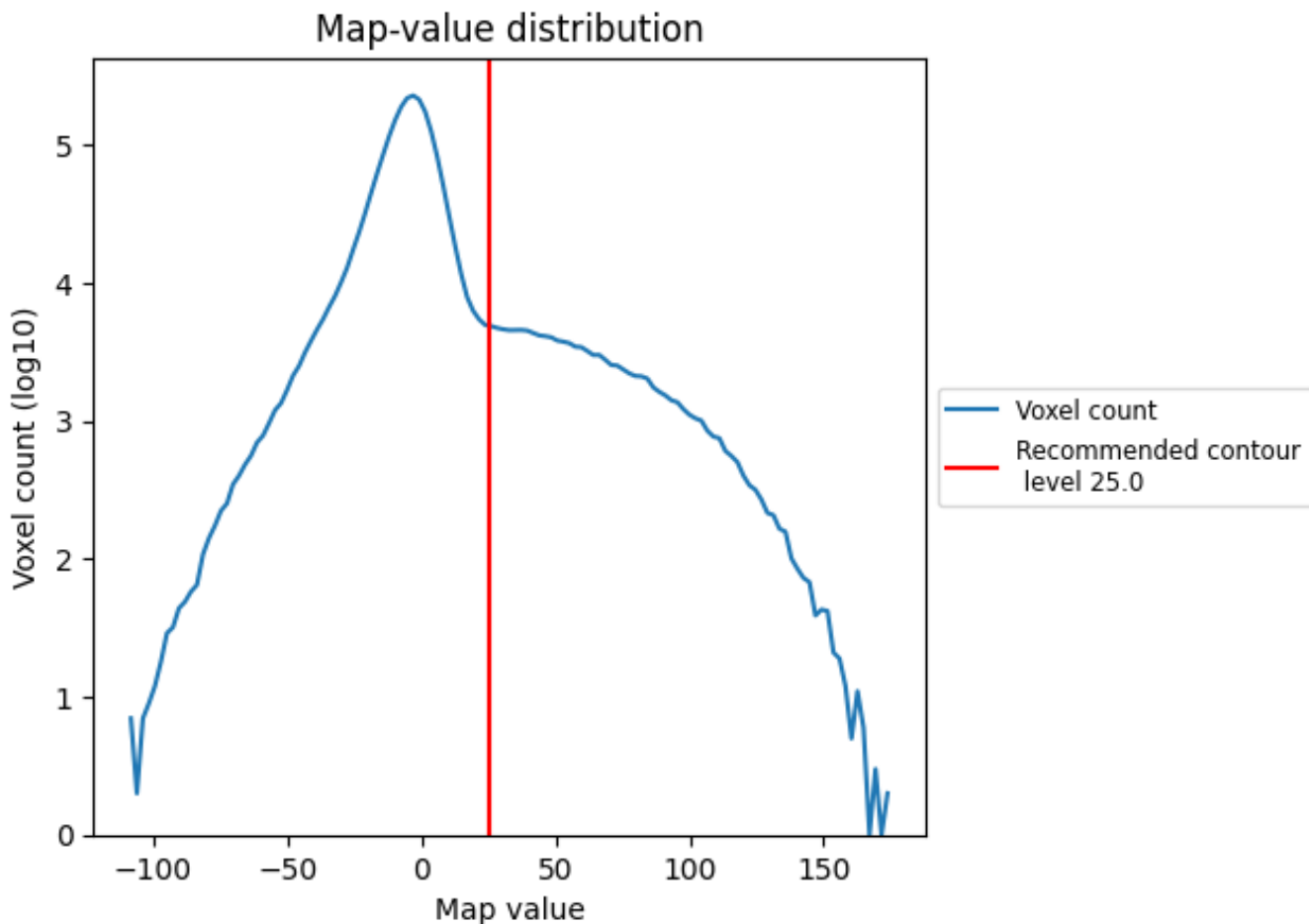
6.5 Mask visualisation

This section was not generated. No masks/segmentation were deposited.

7 Map analysis [i](#)

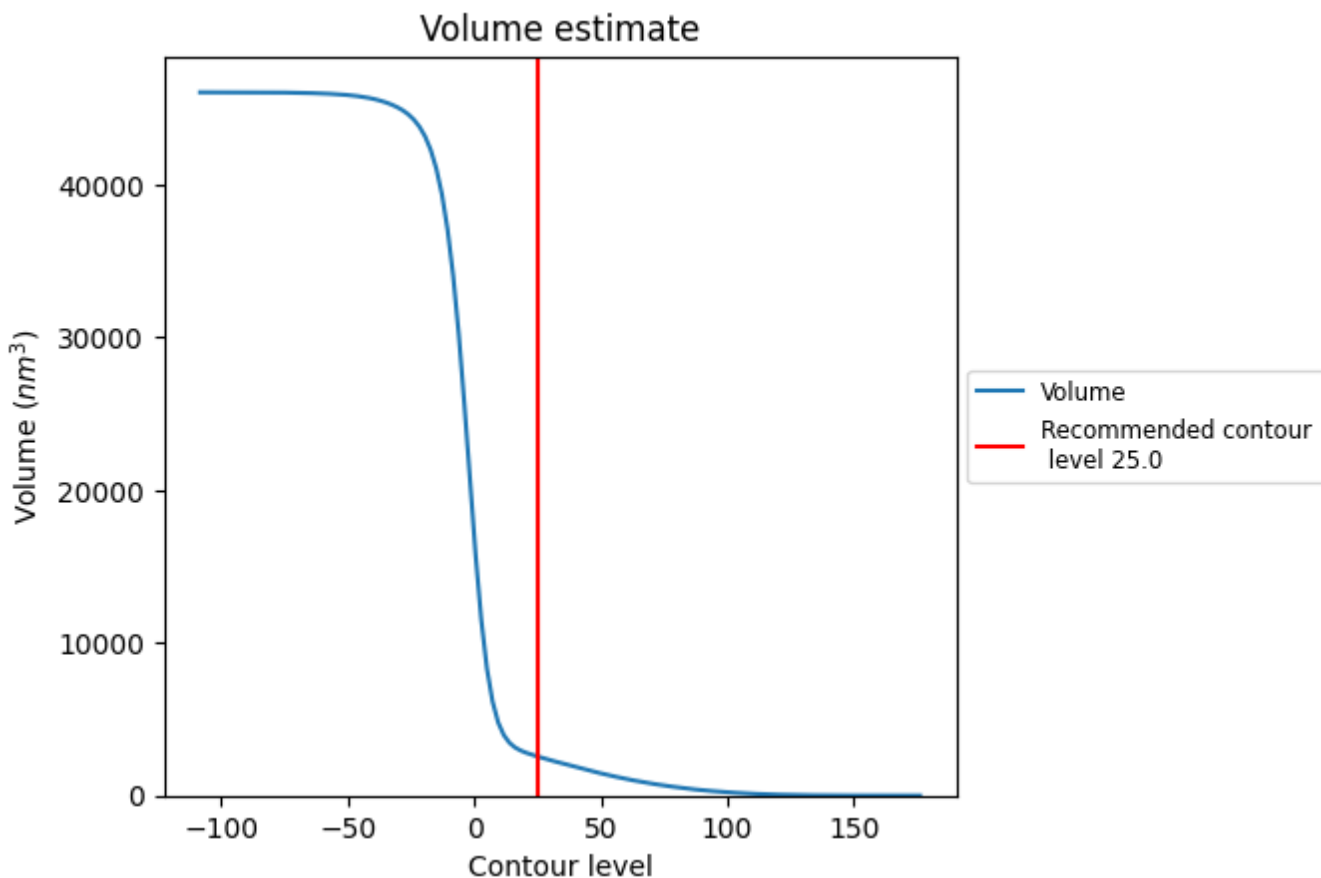
This section contains the results of statistical analysis of the map.

7.1 Map-value distribution [i](#)



The map-value distribution is plotted in 128 intervals along the x-axis. The y-axis is logarithmic. A spike in this graph at zero usually indicates that the volume has been masked.

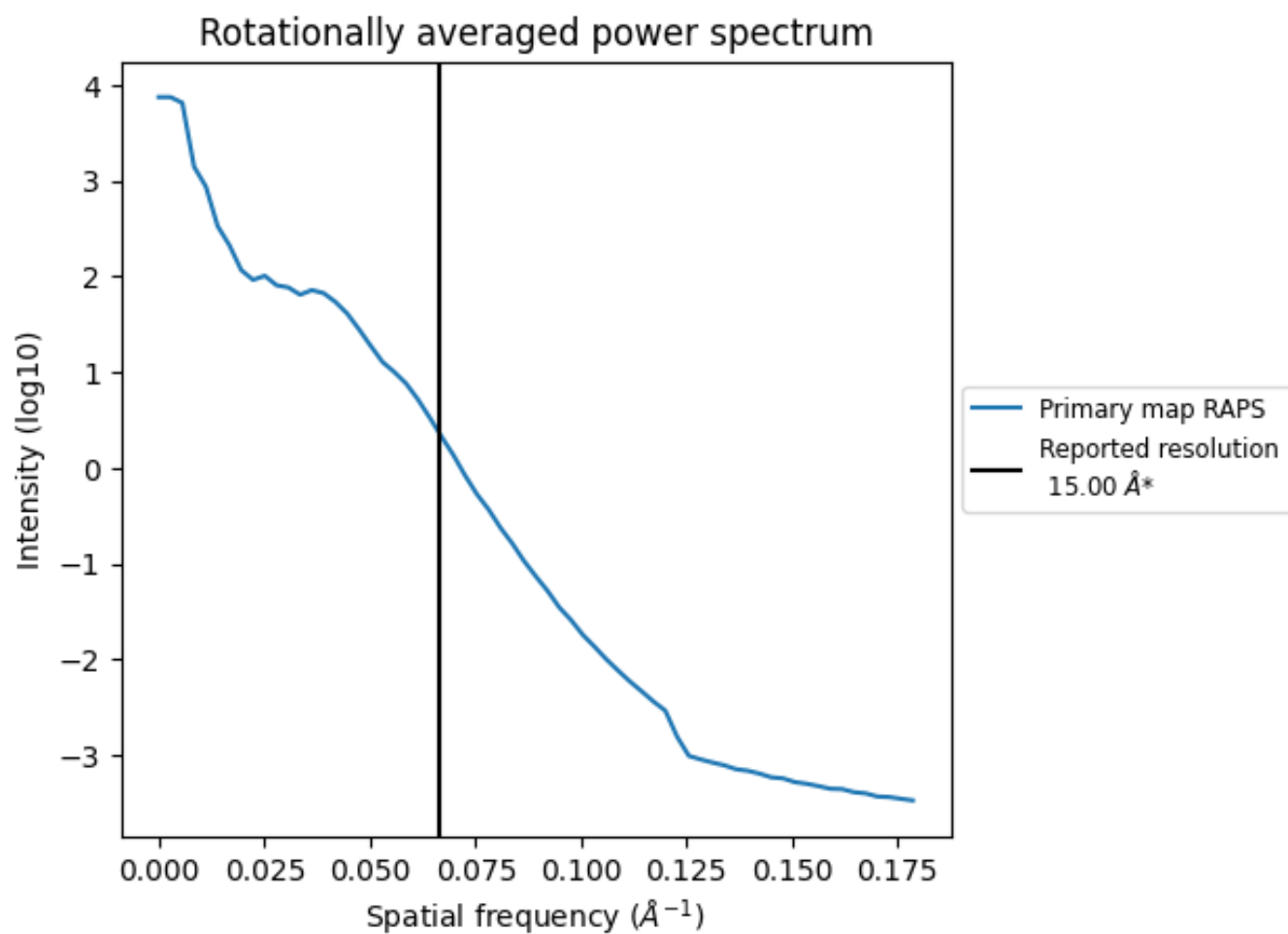
7.2 Volume estimate [i](#)



The volume at the recommended contour level is 2557 nm³; this corresponds to an approximate mass of 2310 kDa.

The volume estimate graph shows how the enclosed volume varies with the contour level. The recommended contour level is shown as a vertical line and the intersection between the line and the curve gives the volume of the enclosed surface at the given level.

7.3 Rotationally averaged power spectrum [i](#)



*Reported resolution corresponds to spatial frequency of 0.067 Å⁻¹

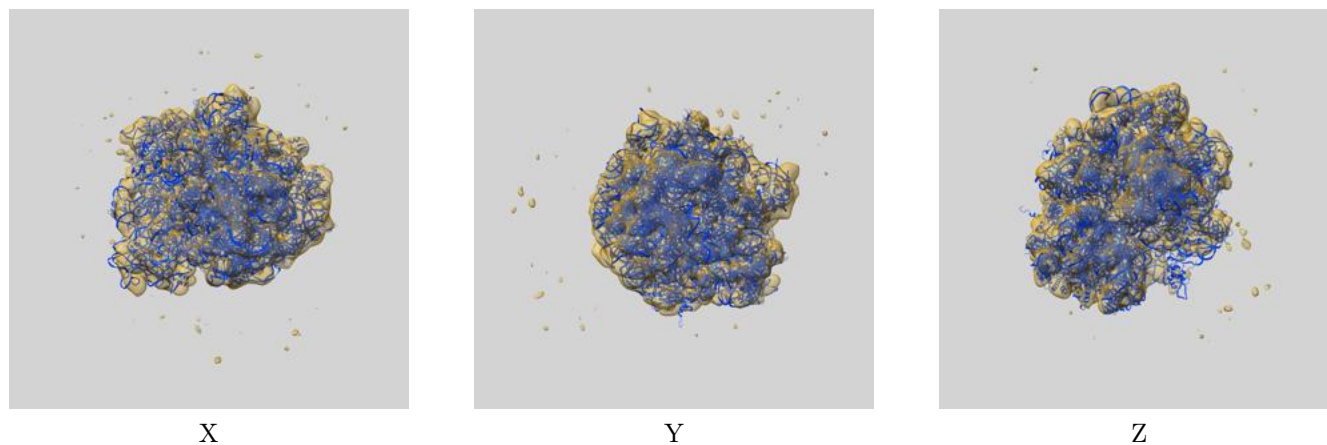
8 Fourier-Shell correlation

This section was not generated. No FSC curve or half-maps provided.

9 Map-model fit [i](#)

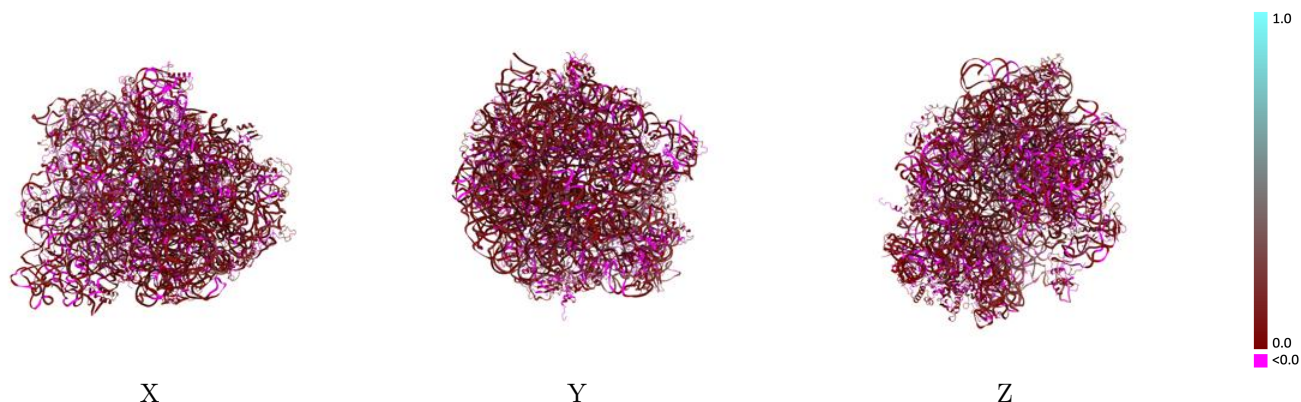
This section contains information regarding the fit between EMDB map EMD-2473 and PDB model 4V73. Per-residue inclusion information can be found in section 3 on page 17.

9.1 Map-model overlay [i](#)



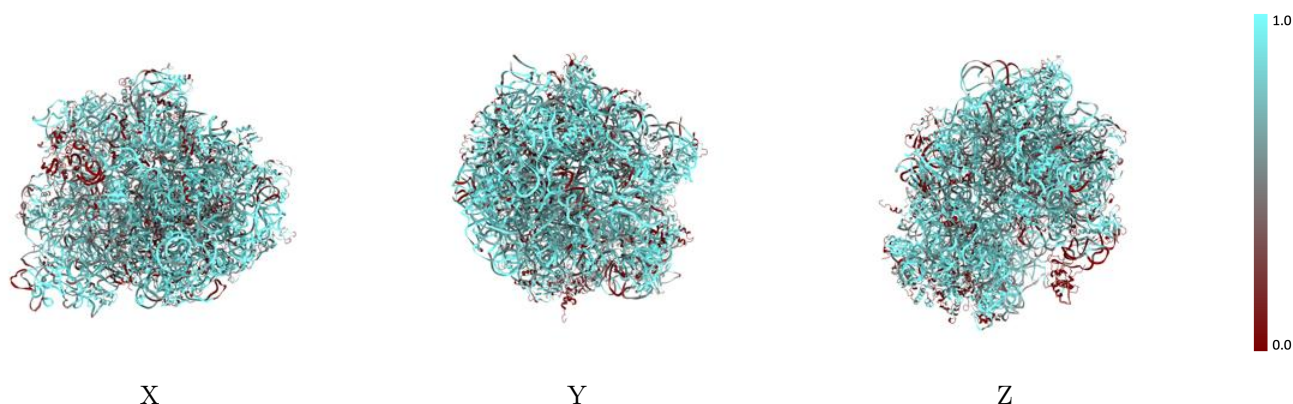
The images above show the 3D surface view of the map at the recommended contour level 25.0 at 50% transparency in yellow overlaid with a ribbon representation of the model coloured in blue. These images allow for the visual assessment of the quality of fit between the atomic model and the map.

9.2 Q-score mapped to coordinate model [i](#)



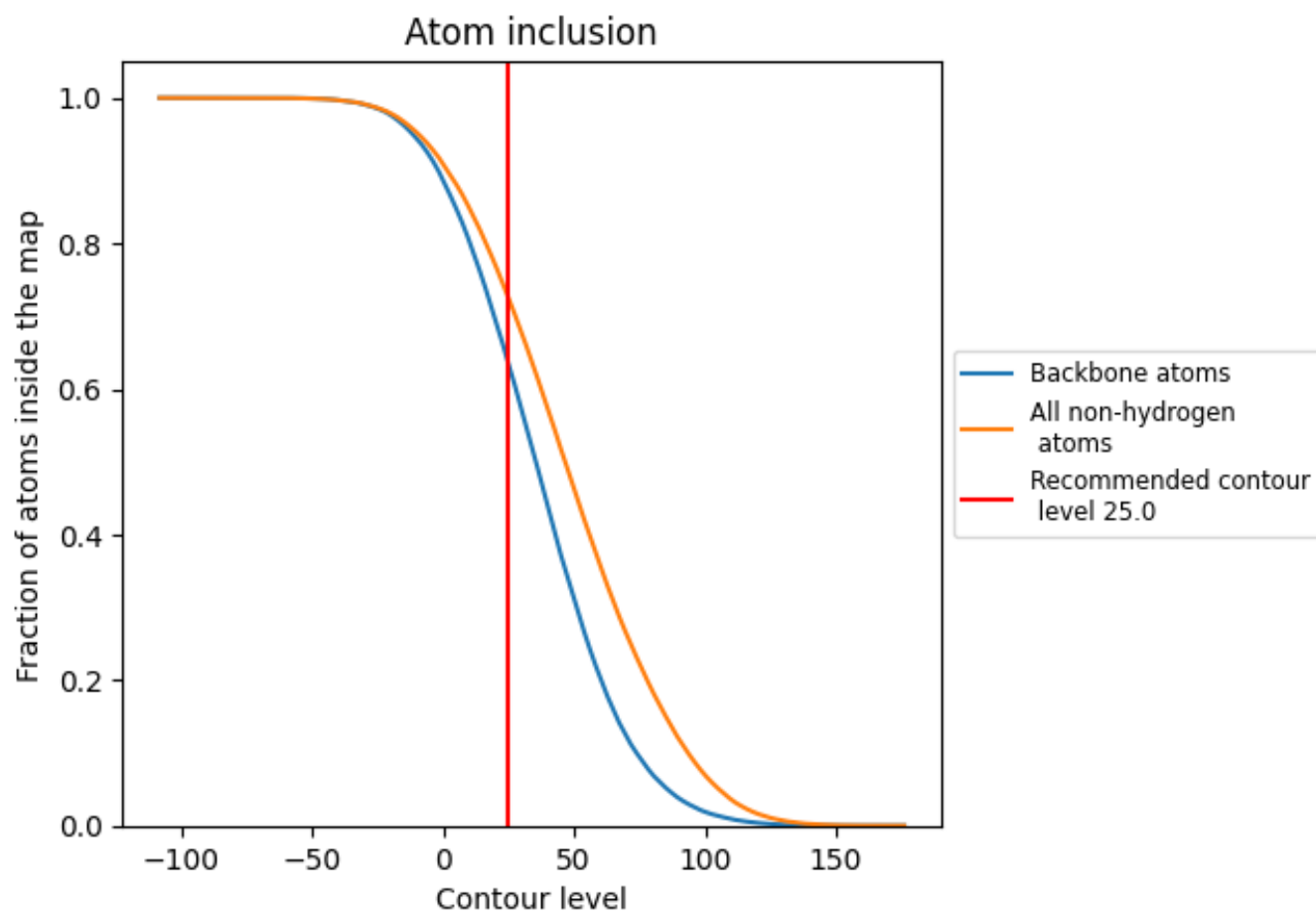
The images above show the model with each residue coloured according to its Q-score. This shows their resolvability in the map with higher Q-score values reflecting better resolvability. Please note: Q-score is calculating the resolvability of atoms, and thus high values are only expected at resolutions at which atoms can be resolved. Low Q-score values may therefore be expected for many entries.

9.3 Atom inclusion mapped to coordinate model [i](#)



The images above show the model with each residue coloured according to its atom inclusion. This shows to what extent they are inside the map at the recommended contour level (25.0).







































































9.4 Atom inclusion [i](#)



At the recommended contour level, 63% of all backbone atoms, 72% of all non-hydrogen atoms, are inside the map.

9.5 Map-model fit summary













































The table lists the average atom inclusion at the recommended contour level (25.0) and Q-score for the entire model and for each chain.

Chain	Atom inclusion	Q-score
All	 0.7241	 0.0610
A1	 0.7607	 0.0870
A2	 0.5113	 0.0570
A3	 0.7083	 0.0630
AA	 0.8176	 0.0730
AB	 0.5310	 0.0480
AC	 0.5630	 0.0370
AD	 0.5453	 0.0320
AE	 0.6823	 0.0660
AF	 0.6600	 0.0440
AG	 0.6553	 0.0420
AH	 0.5823	 0.0360
AI	 0.7217	 0.0440
AJ	 0.6623	 0.0350
AK	 0.5626	 0.0450
AL	 0.5776	 0.0480
AM	 0.6533	 0.0560
AN	 0.6305	 0.0480
AO	 0.6217	 0.0160
AP	 0.5608	 -0.0080
AQ	 0.5701	 0.0270
AR	 0.6219	 0.0070
AS	 0.8542	 0.0480
AT	 0.7546	 0.0110
AU	 0.4572	 -0.0040
B0	 0.6262	 0.0390
B1	 0.6634	 0.0590
B2	 0.4958	 0.0090
B3	 0.2872	 -0.0110
B4	 0.7568	 0.0450
B5	 0.5738	 0.0150
BA	 0.7881	 0.0770
BB	 0.7356	 0.0390
BC	 0.4834	 0.0130
BD	 0.5039	 0.0230



Continued on next page...

Continued from previous page...

Chain	Atom inclusion	Q-score
BE	 0.6316	 0.0390
BF	 0.6978	 0.0490
BG	 0.6022	 0.0550
BH	 0.2372	 0.0420
BI	 0.0068	 0.0200
BJ	 0.5773	 0.0280
BK	 0.4748	 0.0430
BL	 0.5157	 0.0010
BM	 0.4837	 0.0400
BN	 0.6078	 0.0190
BO	 0.7659	 0.0120
BP	 0.4854	 0.0390
BQ	 0.6046	 0.0190
BR	 0.6161	 0.0240
BS	 0.4438	 0.0110
BT	 0.6722	 0.0310
BU	 0.6172	 0.0390
BV	 0.6396	 0.0330
BW	 0.5670	 0.0130
BX	 0.5391	 0.0090
BY	 0.6781	 0.0540
BZ	 0.4622	 0.0210