



Full wwPDB EM Validation Report ⓘ

Nov 19, 2022 – 04:00 PM EST

PDB ID : 4V72
EMDB ID : EMD-1719
Title : E. coli 70S-fMetVal-tRNAVal-tRNAfMet complex in hybrid pre-translocation state (pre4)
Authors : Blau, C.; Bock, L.V.; Schroder, G.F.; Davydov, I.; Fischer, N.; Stark, H.; Rodnina, M.V.; Vaiana, A.C.; Grubmuller, H.
Deposited on : 2013-10-14
Resolution : 13.00 Å (reported)
Based on initial models : 2K4C, 2HGP, 2WRI, 3I1O

This is a Full wwPDB EM Validation Report for a publicly released PDB entry.

We welcome your comments at validation@mail.wwpdb.org

A user guide is available at

<https://www.wwpdb.org/validation/2017/EMValidationReportHelp>

with specific help available everywhere you see the ⓘ symbol.

The types of validation reports are described at

<http://www.wwpdb.org/validation/2017/FAQs#types>.

The following versions of software and data (see [references ⓘ](#)) were used in the production of this report:

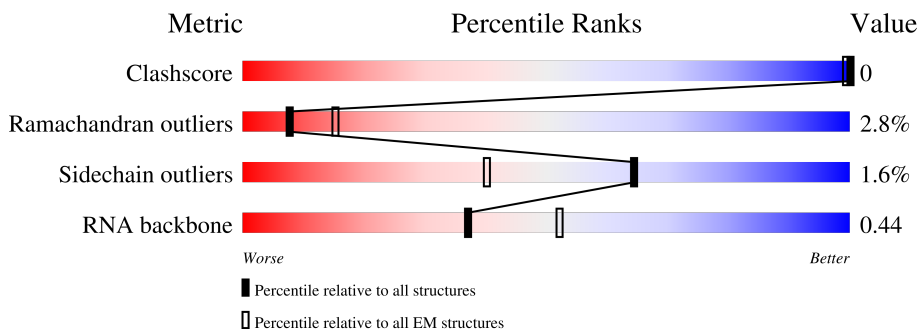
EMDB validation analysis : 0.0.1.dev43
Mogul : 1.8.5 (274361), CSD as541be (2020)
MolProbity : 4.02b-467
Percentile statistics : 20191225.v01 (using entries in the PDB archive December 25th 2019)
MapQ : 1.9.9
Ideal geometry (proteins) : Engh & Huber (2001)
Ideal geometry (DNA, RNA) : Parkinson et al. (1996)
Validation Pipeline (wwPDB-VP) : 2.31.3

1 Overall quality at a glance i

The following experimental techniques were used to determine the structure:
ELECTRON MICROSCOPY

The reported resolution of this entry is 13.00 Å.

Percentile scores (ranging between 0-100) for global validation metrics of the entry are shown in the following graphic. The table shows the number of entries on which the scores are based.



Metric	Whole archive (#Entries)	EM structures (#Entries)
Clashscore	158937	4297
Ramachandran outliers	154571	4023
Sidechain outliers	154315	3826
RNA backbone	4643	859

The table below summarises the geometric issues observed across the polymeric chains and their fit to the map. The red, orange, yellow and green segments of the bar indicate the fraction of residues that contain outliers for ≥ 3 , 2, 1 and 0 types of geometric quality criteria respectively. A grey segment represents the fraction of residues that are not modelled. The numeric value for each fraction is indicated below the corresponding segment, with a dot representing fractions $\leq 5\%$. The upper red bar (where present) indicates the fraction of residues that have poor fit to the EM map (all-atom inclusion $< 40\%$). The numeric value is given above the bar.

Mol	Chain	Length	Quality of chain
1	AB	220	<div style="display: flex; justify-content: space-between; align-items: center;"> <div style="text-align: center;">29%</div> <div style="width: 100%; height: 15px; background: linear-gradient(to right, red 29%, orange 29%, yellow 29%, green 29%, grey 29%);"></div> <div style="text-align: center;">92%</div> <div style="text-align: right;">8%</div> </div>
2	AC	208	<div style="display: flex; justify-content: space-between; align-items: center;"> <div style="text-align: center;">30%</div> <div style="width: 100%; height: 15px; background: linear-gradient(to right, red 30%, orange 30%, yellow 30%, green 30%, grey 30%);"></div> <div style="text-align: center;">87%</div> <div style="text-align: right;">12%</div> </div>
3	AD	206	<div style="display: flex; justify-content: space-between; align-items: center;"> <div style="text-align: center;">43%</div> <div style="width: 100%; height: 15px; background: linear-gradient(to right, red 43%, orange 43%, yellow 43%, green 43%, grey 43%);"></div> <div style="text-align: center;">87%</div> <div style="text-align: right;">13%</div> </div>
4	AE	152	<div style="display: flex; justify-content: space-between; align-items: center;"> <div style="text-align: center;">28%</div> <div style="width: 100%; height: 15px; background: linear-gradient(to right, red 28%, orange 28%, yellow 28%, green 28%, grey 28%);"></div> <div style="text-align: center;">90%</div> <div style="text-align: right;">10%</div> </div>
5	AF	101	<div style="display: flex; justify-content: space-between; align-items: center;"> <div style="text-align: center;">14%</div> <div style="width: 100%; height: 15px; background: linear-gradient(to right, red 14%, orange 14%, yellow 14%, green 14%, grey 14%);"></div> <div style="text-align: center;">82%</div> <div style="text-align: right;">18%</div> </div>
6	AG	152	<div style="display: flex; justify-content: space-between; align-items: center;"> <div style="text-align: center;">22%</div> <div style="width: 100%; height: 15px; background: linear-gradient(to right, red 22%, orange 22%, yellow 22%, green 22%, grey 22%);"></div> <div style="text-align: center;">86%</div> <div style="text-align: right;">13%</div> </div>
7	AH	130	<div style="display: flex; justify-content: space-between; align-items: center;"> <div style="text-align: center;">32%</div> <div style="width: 100%; height: 15px; background: linear-gradient(to right, red 32%, orange 32%, yellow 32%, green 32%, grey 32%);"></div> <div style="text-align: center;">92%</div> <div style="text-align: right;">6% ..</div> </div>

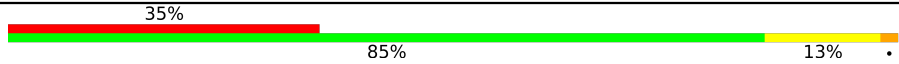
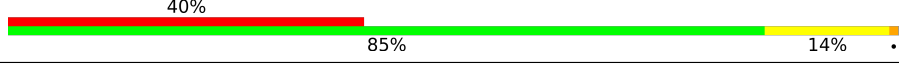
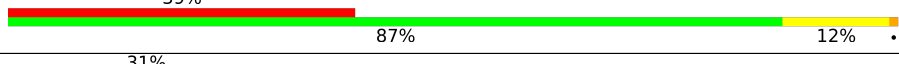
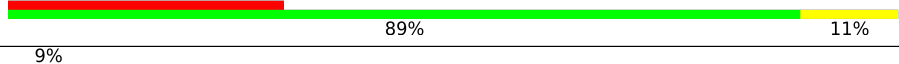


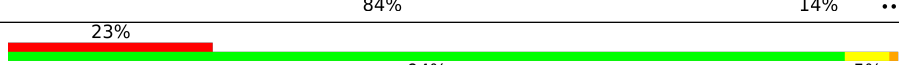
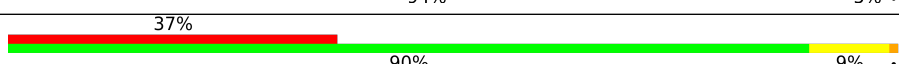
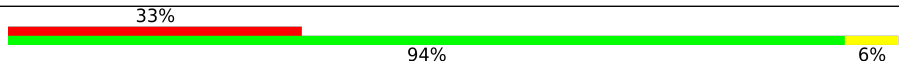
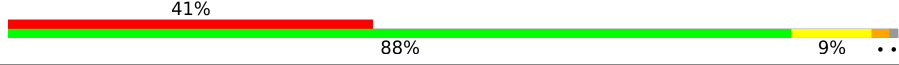
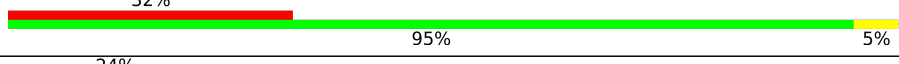
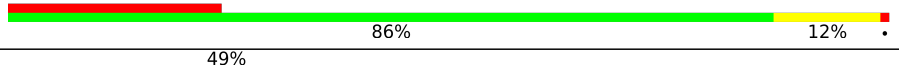


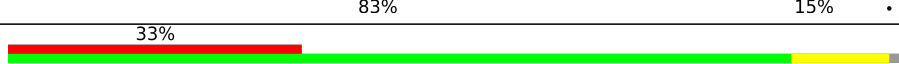



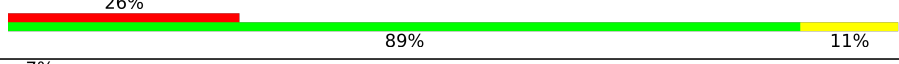
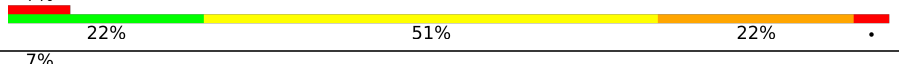
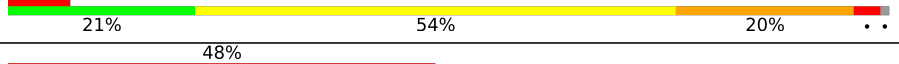
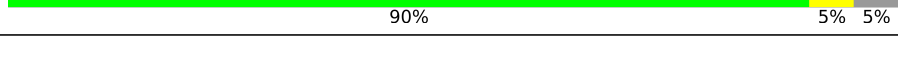


Continued on next page...

Continued from previous page...

Mol	Chain	Length	Quality of chain
8	AI	128	27% 82% 17%
9	AJ	100	33% 88% 10%
10	AK	118	34% 90% 9%
11	AL	124	38% 89% 10%
12	AM	115	38% 83% 15%
13	AN	101	40% 88% 10%
14	AO	89	17% 88% 11%
15	AP	81	44% 88% 12%
16	AQ	82	26% 89% 10%
17	AR	57	30% 89% 11%
18	AS	81	21% 93% 5%
19	AT	86	29% 91% 9%
20	AU	53	57% 81% 17%
21	AA	1533	6% 25% 51% 20%
22	A1	76	34% 26% 53% 17%
23	A2	15	40% 27% 27% 33% 13%
24	A3	77	10% 18% 52% 25% 5%
25	BC	273	47% 87% 12%
26	BD	209	44% 91% 8%
27	BE	201	32% 90% 10%
28	BF	179	22% 88% 11%
29	BG	177	40% 90% 10%
30	BH	149	80% 95% 5%
31	BI	142	96% 96%
32	BJ	142	37% 90% 9%

Continued on next page...

Continued from previous page...

Mol	Chain	Length	Quality of chain
33	BK	123	
34	BL	144	
35	BM	136	
36	BN	121	
37	BO	117	
38	BP	115	
39	BQ	118	
40	BR	103	
41	BS	110	
42	BT	94	
43	BU	104	
44	BV	94	
45	BW	80	
46	BX	79	
47	BY	63	
48	BZ	59	
49	B0	57	
50	B1	52	
51	B2	46	
52	B3	65	
53	B4	38	
54	BA	2903	
55	BB	118	
56	B5	234	

2 Entry composition i

There are 58 unique types of molecules in this entry. The entry contains 147653 atoms, of which 0 are hydrogens and 0 are deuteriums.

In the tables below, the AltConf column contains the number of residues with at least one atom in alternate conformation and the Trace column contains the number of residues modelled with at most 2 atoms.

- Molecule 1 is a protein called 30S ribosomal protein S2.

Mol	Chain	Residues	Atoms					AltConf	Trace
			Total	C	N	O	S		
1	AB	220	1708	1083	306	312	7	0	1

There are 2 discrepancies between the modelled and reference sequences:

Chain	Residue	Modelled	Actual	Comment	Reference
AB	7	ACE	-	acetylation	UNP P0A7V0
AB	226	NH2	-	amidation	UNP P0A7V0

- Molecule 2 is a protein called 30S ribosomal protein S3.

Mol	Chain	Residues	Atoms					AltConf	Trace
			Total	C	N	O	S		
2	AC	207	1625	1028	306	288	3	0	1

There is a discrepancy between the modelled and reference sequences:

Chain	Residue	Modelled	Actual	Comment	Reference
AC	207	NH2	-	amidation	UNP P0A7V3

- Molecule 3 is a protein called 30S ribosomal protein S4.

Mol	Chain	Residues	Atoms					AltConf	Trace
			Total	C	N	O	S		
3	AD	205	1643	1026	315	298	4	0	0

- Molecule 4 is a protein called 30S ribosomal protein S5.

Mol	Chain	Residues	Atoms					AltConf	Trace
			Total	C	N	O	S		
4	AE	152	1109	689	212	202	6	0	1

There are 2 discrepancies between the modelled and reference sequences:

Chain	Residue	Modelled	Actual	Comment	Reference
AE	8	ACE	-	acetylation	UNP P0A7W1
AE	159	NH2	-	amidation	UNP P0A7W1

- Molecule 5 is a protein called 30S ribosomal protein S6.

Mol	Chain	Residues	Atoms					AltConf	Trace
			Total	C	N	O	S		
5	AF	101	818	515	149	148	6	0	1

There is a discrepancy between the modelled and reference sequences:

Chain	Residue	Modelled	Actual	Comment	Reference
AF	101	NH2	-	amidation	UNP P02358

- Molecule 6 is a protein called 30S ribosomal protein S7.

Mol	Chain	Residues	Atoms					AltConf	Trace
			Total	C	N	O	S		
6	AG	152	1178	732	227	215	4	0	1

There are 2 discrepancies between the modelled and reference sequences:

Chain	Residue	Modelled	Actual	Comment	Reference
AG	1	ACE	-	acetylation	UNP P02359
AG	152	NH2	-	amidation	UNP P02359

- Molecule 7 is a protein called 30S ribosomal protein S8.

Mol	Chain	Residues	Atoms					AltConf	Trace
			Total	C	N	O	S		
7	AH	129	979	616	173	184	6	0	0

- Molecule 8 is a protein called 30S ribosomal protein S9.

Mol	Chain	Residues	Atoms					AltConf	Trace
			Total	C	N	O	S		
8	AI	128	1025	636	206	180	3	0	0

There is a discrepancy between the modelled and reference sequences:

Chain	Residue	Modelled	Actual	Comment	Reference
AI	2	ACE	-	acetylation	UNP P0A7X3

- Molecule 9 is a protein called 30S ribosomal protein S10.

Mol	Chain	Residues	Atoms					AltConf	Trace
			Total	C	N	O	S		
9	AJ	100	790	495	151	143	1	0	1

There are 2 discrepancies between the modelled and reference sequences:

Chain	Residue	Modelled	Actual	Comment	Reference
AJ	4	ACE	-	acetylation	UNP P0A7R5
AJ	103	NH2	-	amidation	UNP P0A7R5

- Molecule 10 is a protein called 30S ribosomal protein S11.

Mol	Chain	Residues	Atoms					AltConf	Trace
			Total	C	N	O	S		
10	AK	118	880	542	174	161	3	0	0

There is a discrepancy between the modelled and reference sequences:

Chain	Residue	Modelled	Actual	Comment	Reference
AK	11	ACE	-	acetylation	UNP P0A7R9

- Molecule 11 is a protein called 30S ribosomal protein S12.

Mol	Chain	Residues	Atoms					AltConf	Trace
			Total	C	N	O	S		
11	AL	123	955	590	196	165	4	0	0

- Molecule 12 is a protein called 30S ribosomal protein S13.

Mol	Chain	Residues	Atoms					AltConf	Trace
			Total	C	N	O	S		
12	AM	114	877	541	178	155	3	0	1

There is a discrepancy between the modelled and reference sequences:

Chain	Residue	Modelled	Actual	Comment	Reference
AM	114	NH2	-	amidation	UNP P0A7S9

- Molecule 13 is a protein called 30S ribosomal protein S14.

Mol	Chain	Residues	Atoms					AltConf	Trace
			Total	C	N	O	S		
13	AN	100	805	499	164	139	3	0	0

- Molecule 14 is a protein called 30S ribosomal protein S15.

Mol	Chain	Residues	Atoms					AltConf	Trace
			Total	C	N	O	S		
14	AO	88	714	439	144	130	1	0	0

- Molecule 15 is a protein called 30S ribosomal protein S16.

Mol	Chain	Residues	Atoms					AltConf	Trace
			Total	C	N	O	S		
15	AP	81	639	400	127	111	1	0	1

There is a discrepancy between the modelled and reference sequences:

Chain	Residue	Modelled	Actual	Comment	Reference
AP	81	NH2	-	amidation	UNP P0A7T3

- Molecule 16 is a protein called 30S ribosomal protein S17.

Mol	Chain	Residues	Atoms					AltConf	Trace
			Total	C	N	O	S		
16	AQ	82	652	413	122	114	3	0	1

There are 2 discrepancies between the modelled and reference sequences:

Chain	Residue	Modelled	Actual	Comment	Reference
AQ	2	ACE	-	acetylation	UNP P0AG63
AQ	83	NH2	-	amidation	UNP P0AG63

- Molecule 17 is a protein called 30S ribosomal protein S18.

Mol	Chain	Residues	Atoms				AltConf	Trace
			Total	C	N	O		
17	AR	57	459	290	87	82	0	1

There are 2 discrepancies between the modelled and reference sequences:

Chain	Residue	Modelled	Actual	Comment	Reference
AR	18	ACE	-	acetylation	UNP P0A7T7

Continued on next page...

Continued from previous page...

Chain	Residue	Modelled	Actual	Comment	Reference
AR	74	NH2	-	amidation	UNP P0A7T7

- Molecule 18 is a protein called 30S ribosomal protein S19.

Mol	Chain	Residues	Atoms					AltConf	Trace
			Total	C	N	O	S		
18	AS	81	641	410	121	108	2	0	1

There are 2 discrepancies between the modelled and reference sequences:

Chain	Residue	Modelled	Actual	Comment	Reference
AS	1	ACE	-	acetylation	UNP P0A7U3
AS	81	NH2	-	amidation	UNP P0A7U3

- Molecule 19 is a protein called 30S ribosomal protein S20.

Mol	Chain	Residues	Atoms					AltConf	Trace
			Total	C	N	O	S		
19	AT	86	668	413	137	115	3	0	0

There is a discrepancy between the modelled and reference sequences:

Chain	Residue	Modelled	Actual	Comment	Reference
AT	1	ACE	-	acetylation	UNP P0A7U7

- Molecule 20 is a protein called 30S ribosomal protein S21.

Mol	Chain	Residues	Atoms					AltConf	Trace
			Total	C	N	O	S		
20	AU	53	429	267	87	74	1	0	1

There are 2 discrepancies between the modelled and reference sequences:

Chain	Residue	Modelled	Actual	Comment	Reference
AU	2	ACE	-	acetylation	UNP P68679
AU	54	NH2	-	amidation	UNP P68679

- Molecule 21 is a RNA chain called 16S ribosomal RNA.

Mol	Chain	Residues	Atoms					AltConf	Trace
			Total	C	N	O	P		
21	AA	1530	32828	14642	6024	10633	1529	0	0

- Molecule 22 is a RNA chain called fMet-Val-tRNA-Val.

Mol	Chain	Residues	Atoms					AltConf	Trace	
			Total	C	N	O	P			S
22	A1	76	1627	728	292	531	75	1	0	0

- Molecule 23 is a RNA chain called 5'-R(*AP*CP*UP*AP*UP*GP*GP*UP*UP*UP*UP*UP*AP*UP*U)-3'.

Mol	Chain	Residues	Atoms					AltConf	Trace
			Total	C	N	O	P		
23	A2	15	309	140	46	109	14	0	0

- Molecule 24 is a RNA chain called tRNA-fMet.

Mol	Chain	Residues	Atoms					AltConf	Trace	
			Total	C	N	O	P			S
24	A3	77	1642	734	297	534	76	1	0	0

- Molecule 25 is a protein called 50S ribosomal protein L2.

Mol	Chain	Residues	Atoms					AltConf	Trace
			Total	C	N	O	S		
25	BC	272	2083	1288	424	364	7	0	1

There is a discrepancy between the modelled and reference sequences:

Chain	Residue	Modelled	Actual	Comment	Reference
BC	272	NH2	-	amidation	UNP P60422

- Molecule 26 is a protein called 50S ribosomal protein L3.

Mol	Chain	Residues	Atoms					AltConf	Trace
			Total	C	N	O	S		
26	BD	209	1565	979	288	294	4	0	0

- Molecule 27 is a protein called 50S ribosomal protein L4.

Mol	Chain	Residues	Atoms					AltConf	Trace
27	BE	201	Total	C	N	O	S	0	0
			1552	974	283	290	5		

- Molecule 28 is a protein called 50S ribosomal protein L5.

Mol	Chain	Residues	Atoms					AltConf	Trace
28	BF	178	Total	C	N	O	S	0	0
			1420	905	251	258	6		

- Molecule 29 is a protein called 50S ribosomal protein L6.

Mol	Chain	Residues	Atoms					AltConf	Trace
29	BG	176	Total	C	N	O	S	0	0
			1323	832	243	246	2		

- Molecule 30 is a protein called 50S ribosomal protein L9.

Mol	Chain	Residues	Atoms					AltConf	Trace
30	BH	149	Total	C	N	O	S	0	0
			1111	699	197	214	1		

- Molecule 31 is a protein called 50S ribosomal protein L11.

Mol	Chain	Residues	Atoms					AltConf	Trace
31	BI	141	Total	C	N	O	S	0	0
			1032	651	179	196	6		

- Molecule 32 is a protein called 50S ribosomal protein L13.

Mol	Chain	Residues	Atoms					AltConf	Trace
32	BJ	142	Total	C	N	O	S	0	0
			1129	714	212	199	4		

- Molecule 33 is a protein called 50S ribosomal protein L14.

Mol	Chain	Residues	Atoms					AltConf	Trace
33	BK	123	Total	C	N	O	S	0	1
			939	587	181	165	6		

There is a discrepancy between the modelled and reference sequences:

Chain	Residue	Modelled	Actual	Comment	Reference
BK	123	NH2	-	amidation	UNP P0ADY3

- Molecule 34 is a protein called 50S ribosomal protein L15.

Mol	Chain	Residues	Atoms					AltConf	Trace
			Total	C	N	O	S		
34	BL	143	1045	649	206	189	1	0	0

- Molecule 35 is a protein called 50S ribosomal protein L16.

Mol	Chain	Residues	Atoms					AltConf	Trace
			Total	C	N	O	S		
35	BM	136	1074	686	205	177	6	0	0

- Molecule 36 is a protein called 50S ribosomal protein L17.

Mol	Chain	Residues	Atoms					AltConf	Trace
			Total	C	N	O	S		
36	BN	121	961	593	197	166	5	0	1

There is a discrepancy between the modelled and reference sequences:

Chain	Residue	Modelled	Actual	Comment	Reference
BN	121	NH2	-	amidation	UNP P0AG44

- Molecule 37 is a protein called 50S ribosomal protein L18.

Mol	Chain	Residues	Atoms				AltConf	Trace
			Total	C	N	O		
37	BO	116	892	552	178	162	0	0

- Molecule 38 is a protein called 50S ribosomal protein L19.

Mol	Chain	Residues	Atoms					AltConf	Trace
			Total	C	N	O	S		
38	BP	114	917	574	179	163	1	0	0

- Molecule 39 is a protein called 50S ribosomal protein L20.

Mol	Chain	Residues	Atoms				AltConf	Trace
			Total	C	N	O		
39	BQ	117	947	604	192	151	0	0

- Molecule 40 is a protein called 50S ribosomal protein L21.

Mol	Chain	Residues	Atoms					AltConf	Trace
			Total	C	N	O	S		
40	BR	103	816	516	153	145	2	0	0

- Molecule 41 is a protein called 50S ribosomal protein L22.

Mol	Chain	Residues	Atoms					AltConf	Trace
			Total	C	N	O	S		
41	BS	110	857	532	166	156	3	0	0

- Molecule 42 is a protein called 50S ribosomal protein L23.

Mol	Chain	Residues	Atoms					AltConf	Trace
			Total	C	N	O	S		
42	BT	94	739	466	140	131	2	0	1

There is a discrepancy between the modelled and reference sequences:

Chain	Residue	Modelled	Actual	Comment	Reference
BT	94	NH2	-	amidation	UNP P0ADZ0

- Molecule 43 is a protein called 50S ribosomal protein L24.

Mol	Chain	Residues	Atoms				AltConf	Trace
			Total	C	N	O		
43	BU	103	780	492	147	141	0	1

There is a discrepancy between the modelled and reference sequences:

Chain	Residue	Modelled	Actual	Comment	Reference
BU	103	NH2	-	amidation	UNP P60624

- Molecule 44 is a protein called 50S ribosomal protein L25.

Mol	Chain	Residues	Atoms					AltConf	Trace
			Total	C	N	O	S		
44	BV	94	753	479	137	134	3	0	0

- Molecule 45 is a protein called 50S ribosomal protein L27.

Mol	Chain	Residues	Atoms					AltConf	Trace
			Total	C	N	O	S		
45	BW	80	599	369	120	109	1	0	0

There is a discrepancy between the modelled and reference sequences:

Chain	Residue	Modelled	Actual	Comment	Reference
BW	5	ACE	-	acetylation	UNP P0A7L8

- Molecule 46 is a protein called 50S ribosomal protein L28.

Mol	Chain	Residues	Atoms					AltConf	Trace
			Total	C	N	O	S		
46	BX	77	625	388	129	106	2	0	0

There is a discrepancy between the modelled and reference sequences:

Chain	Residue	Modelled	Actual	Comment	Reference
BX	-1	ACE	-	acetylation	UNP P0A7M2

- Molecule 47 is a protein called 50S ribosomal protein L29.

Mol	Chain	Residues	Atoms					AltConf	Trace
			Total	C	N	O	S		
47	BY	63	509	313	99	95	2	0	0

- Molecule 48 is a protein called 50S ribosomal protein L30.

Mol	Chain	Residues	Atoms					AltConf	Trace
			Total	C	N	O	S		
48	BZ	58	449	281	87	79	2	0	0

- Molecule 49 is a protein called 50S ribosomal protein L32.

Mol	Chain	Residues	Atoms					AltConf	Trace
			Total	C	N	O	S		
49	B0	56	444	269	94	80	1	0	0

- Molecule 50 is a protein called 50S ribosomal protein L33.

Mol	Chain	Residues	Atoms				AltConf	Trace
			Total	C	N	O		
50	B1	52	413	265	76	72	0	1

There are 2 discrepancies between the modelled and reference sequences:

Chain	Residue	Modelled	Actual	Comment	Reference
B1	2	ACE	-	acetylation	UNP P0A7N9
B1	53	NH2	-	amidation	UNP P0A7N9

- Molecule 51 is a protein called 50S ribosomal protein L34.

Mol	Chain	Residues	Atoms					AltConf	Trace
51	B2	46	Total	C	N	O	S	0	0
			377	228	90	57	2		

- Molecule 52 is a protein called 50S ribosomal protein L35.

Mol	Chain	Residues	Atoms					AltConf	Trace
52	B3	64	Total	C	N	O	S	0	0
			504	323	105	74	2		

- Molecule 53 is a protein called 50S ribosomal protein L36.

Mol	Chain	Residues	Atoms					AltConf	Trace
53	B4	38	Total	C	N	O	S	0	0
			302	185	65	48	4		

- Molecule 54 is a RNA chain called 23S ribosomal RNA.

Mol	Chain	Residues	Atoms					AltConf	Trace
54	BA	2903	Total	C	N	O	P	0	0
			62317	27801	11467	20147	2902		

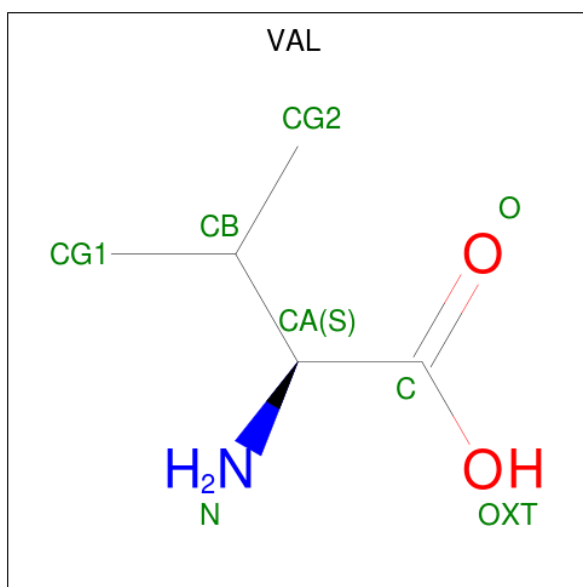
- Molecule 55 is a RNA chain called 5S ribosomal RNA.

Mol	Chain	Residues	Atoms					AltConf	Trace
55	BB	117	Total	C	N	O	P	0	0
			2504	1116	459	813	116		

- Molecule 56 is a protein called 50S ribosomal protein L1.

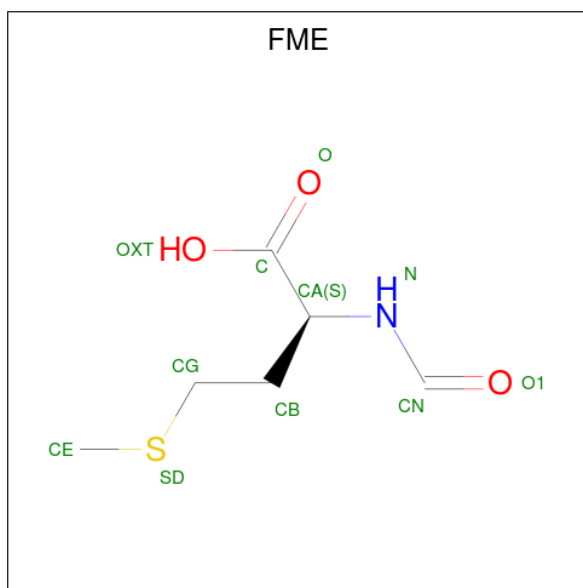
Mol	Chain	Residues	Atoms					AltConf	Trace
56	B5	223	Total	C	N	O	S	0	0
			1658	1038	302	312	6		

- Molecule 57 is VALINE (three-letter code: VAL) (formula: C₅H₁₁NO₂).

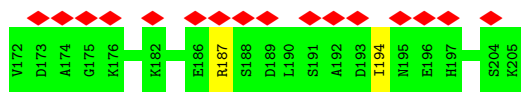


Mol	Chain	Residues	Atoms				AltConf
			Total	C	N	O	
57	A1	1	7	5	1	1	0

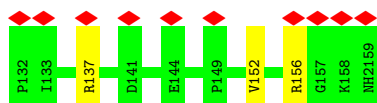
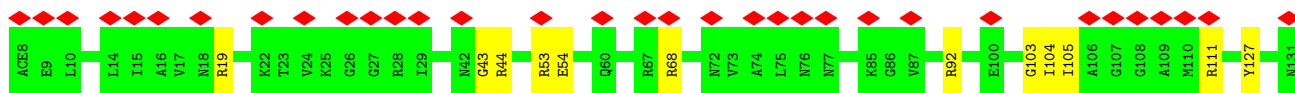
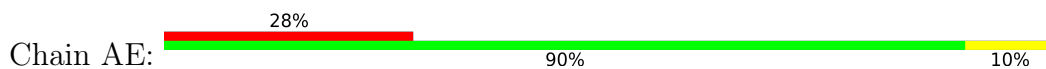
- Molecule 58 is N-FORMYLMETHIONINE (three-letter code: FME) (formula: C₆H₁₁NO₃S).



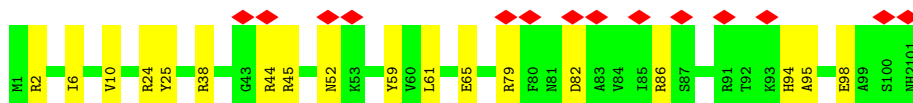
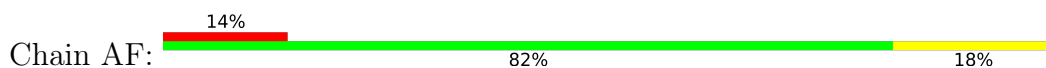
Mol	Chain	Residues	Atoms					AltConf
			Total	C	N	O	S	
58	BA	1	10	6	1	2	1	0



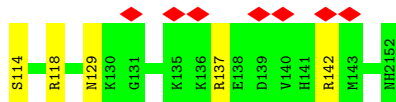
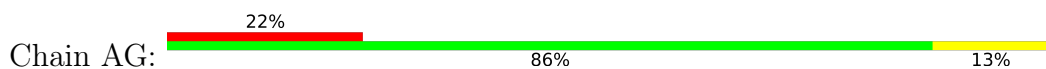
- Molecule 4: 30S ribosomal protein S5



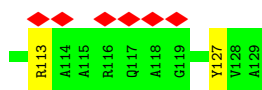
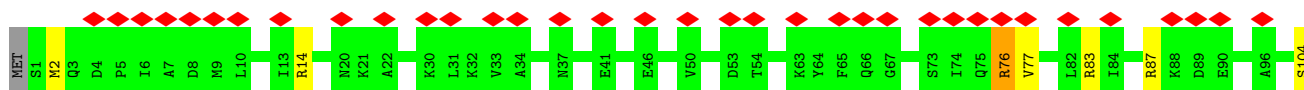
- Molecule 5: 30S ribosomal protein S6



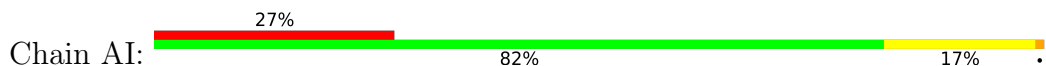
- Molecule 6: 30S ribosomal protein S7

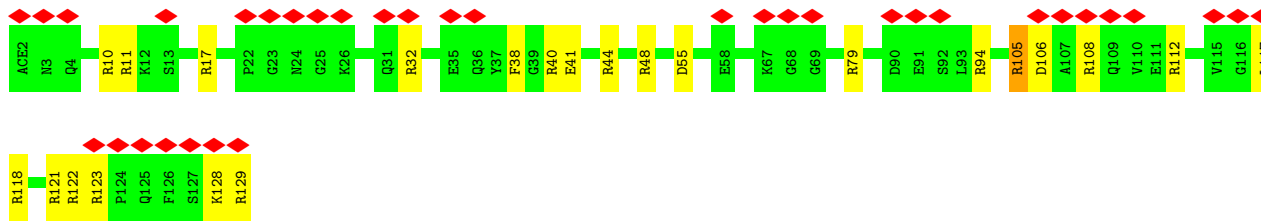


- Molecule 7: 30S ribosomal protein S8

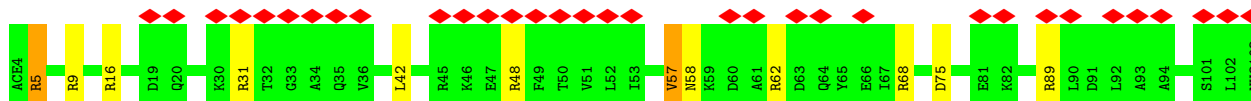
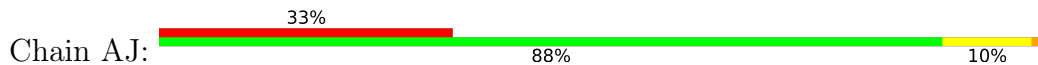


- Molecule 8: 30S ribosomal protein S9

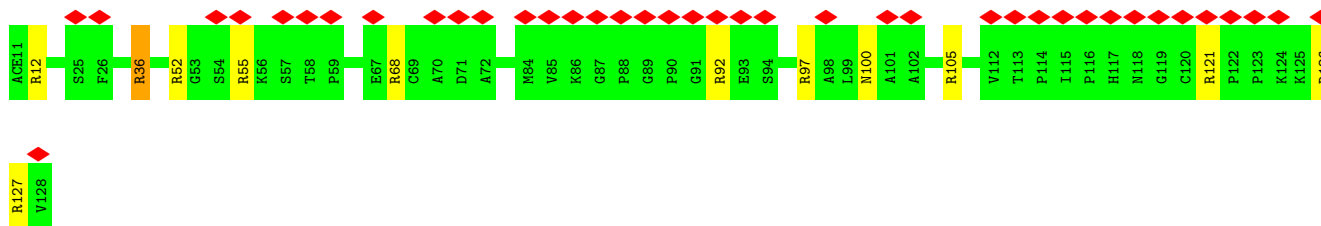




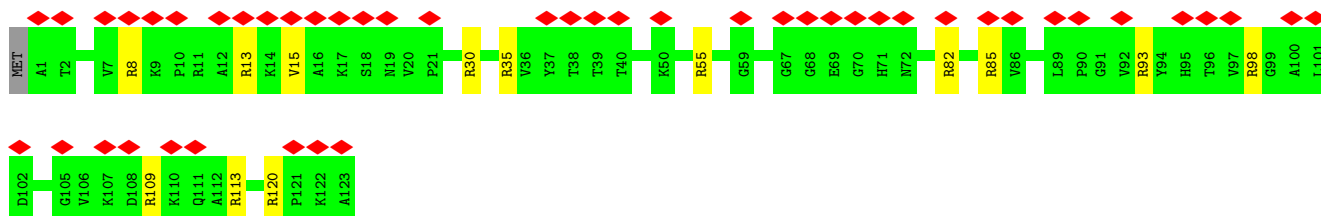
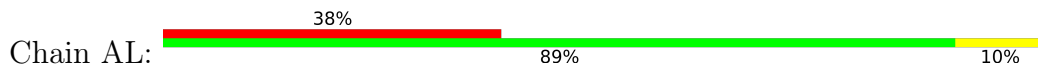
• Molecule 9: 30S ribosomal protein S10



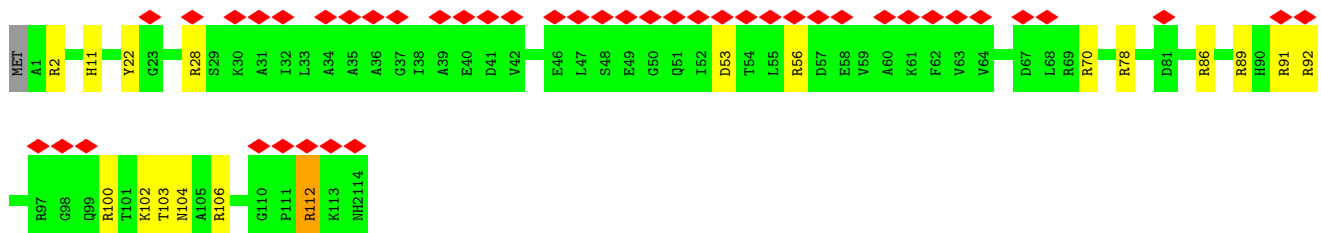
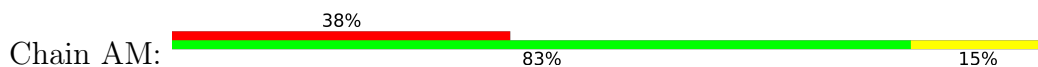
• Molecule 10: 30S ribosomal protein S11



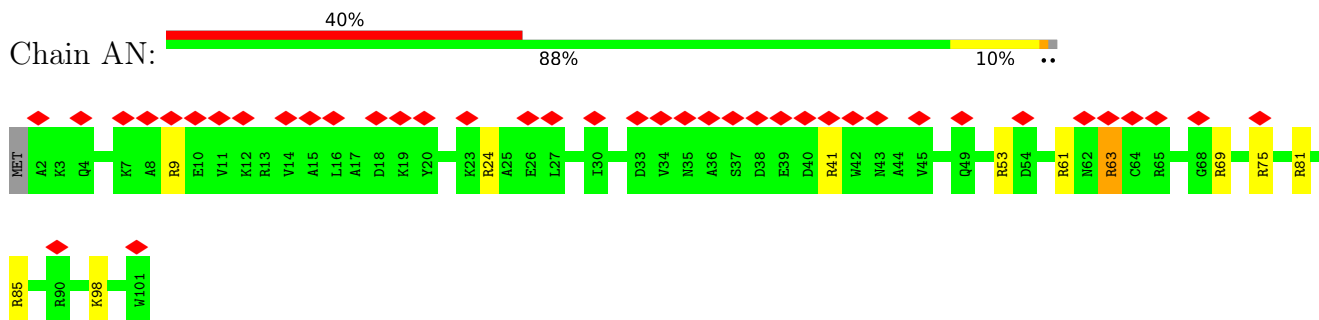
• Molecule 11: 30S ribosomal protein S12



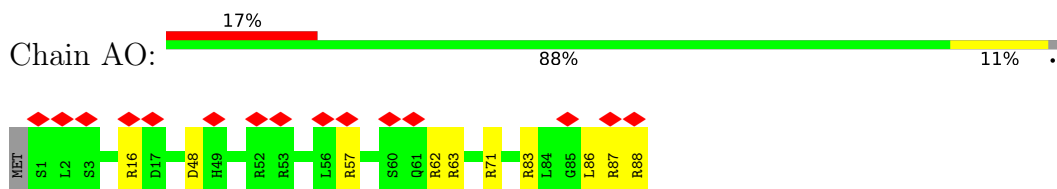
• Molecule 12: 30S ribosomal protein S13



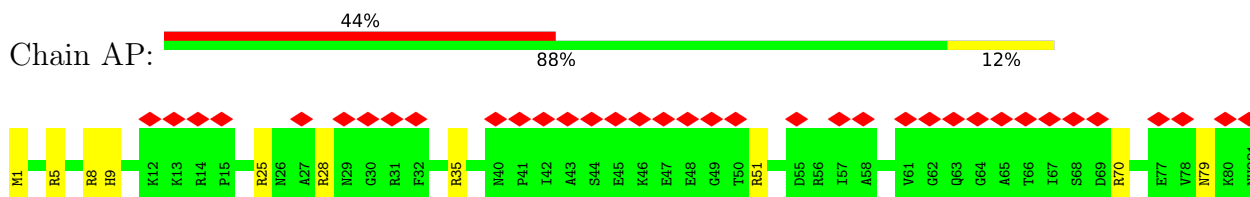
• Molecule 13: 30S ribosomal protein S14



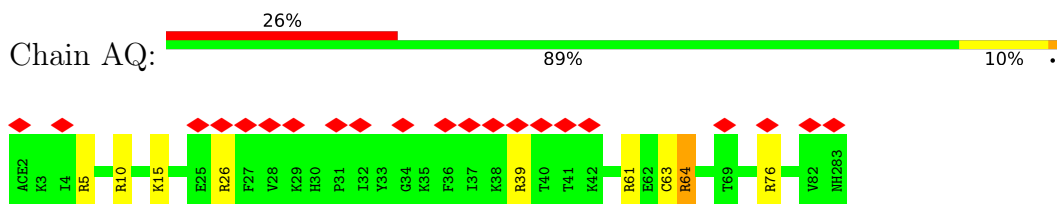
- Molecule 14: 30S ribosomal protein S15



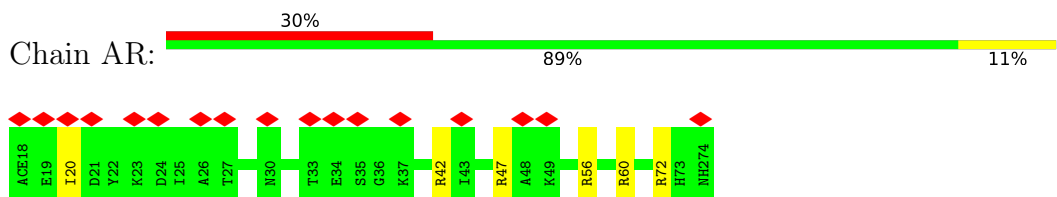
- Molecule 15: 30S ribosomal protein S16



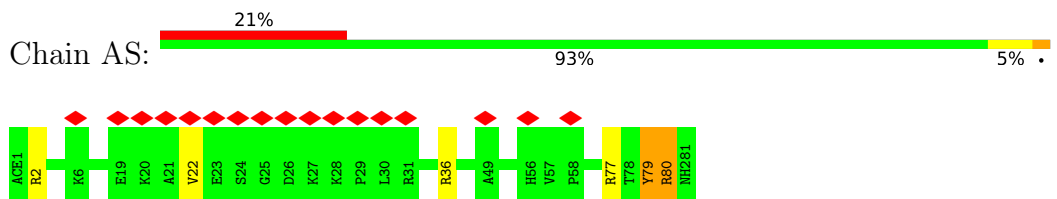
- Molecule 16: 30S ribosomal protein S17



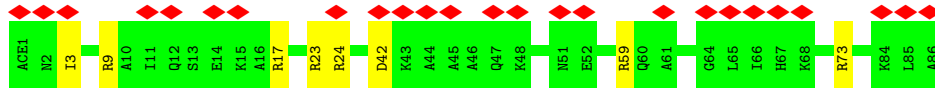
- Molecule 17: 30S ribosomal protein S18



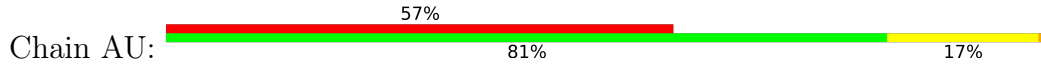
- Molecule 18: 30S ribosomal protein S19



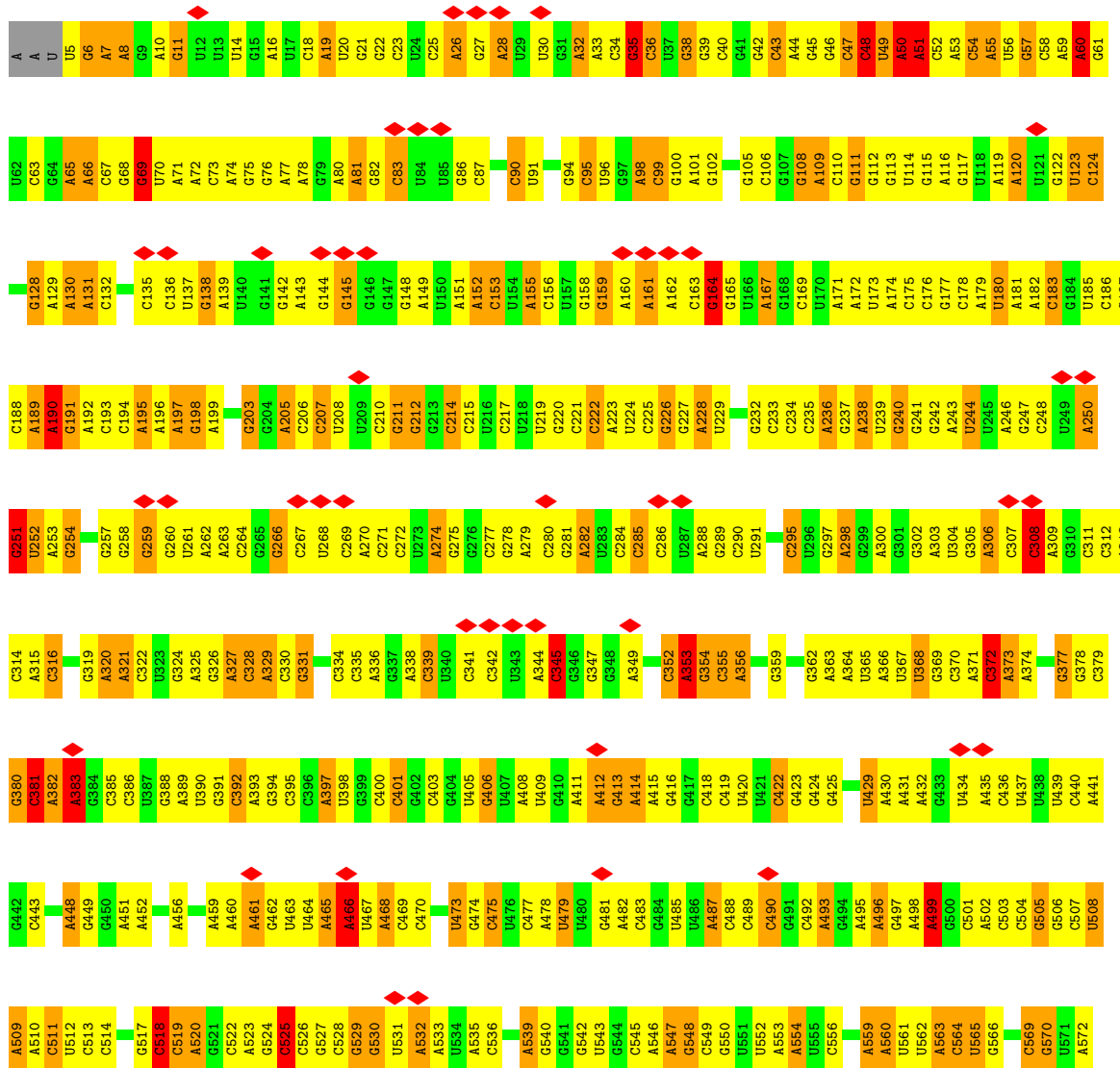
- Molecule 19: 30S ribosomal protein S20

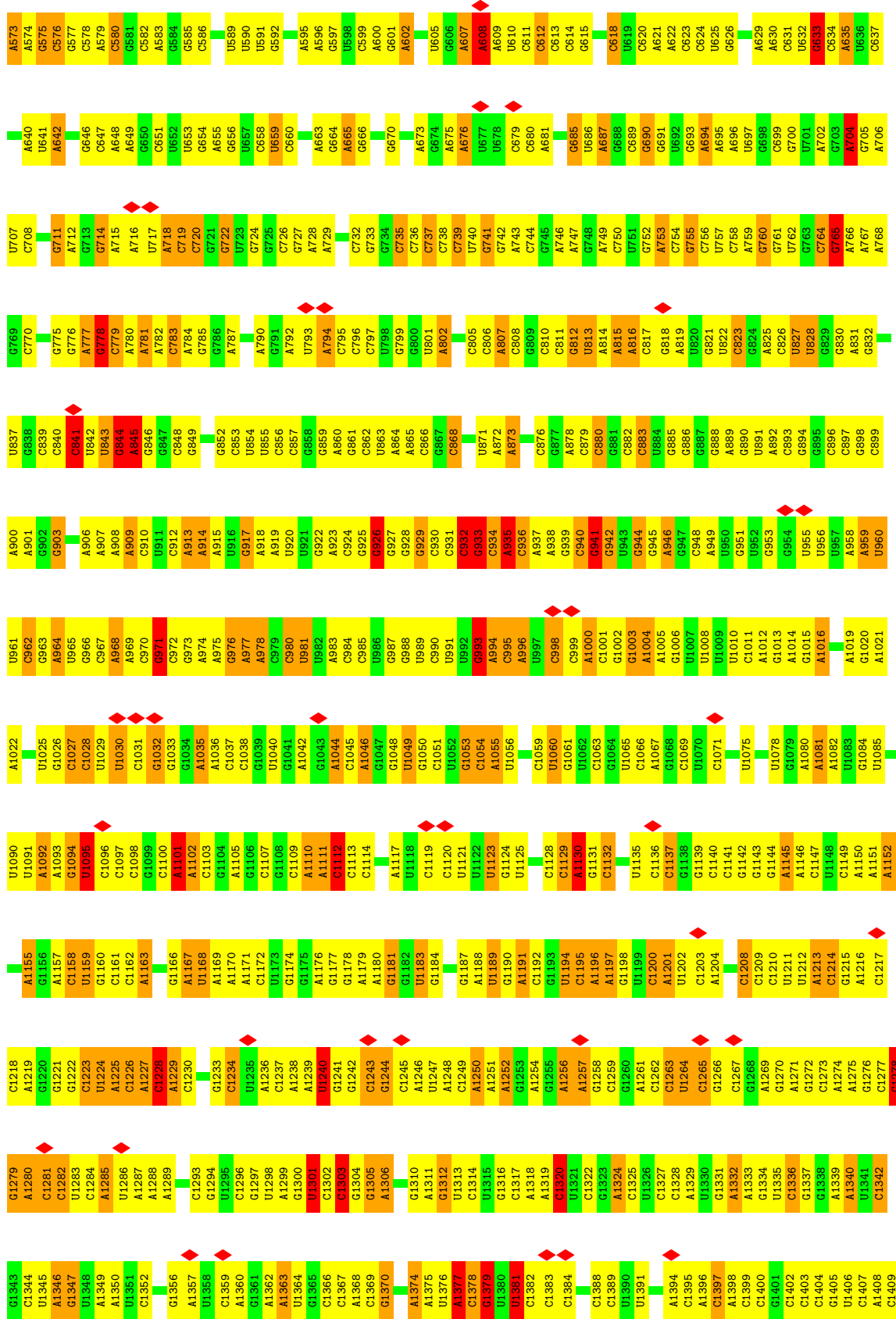


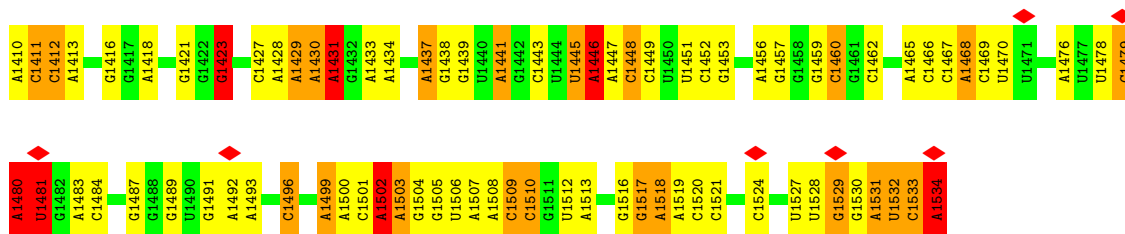
• Molecule 20: 30S ribosomal protein S21



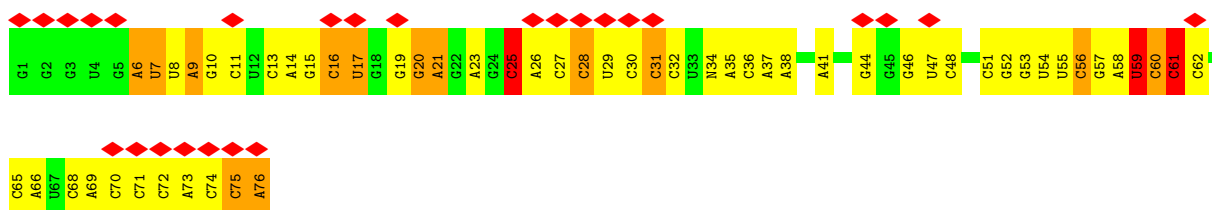
• Molecule 21: 16S ribosomal RNA



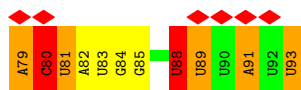
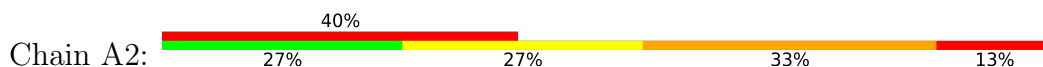




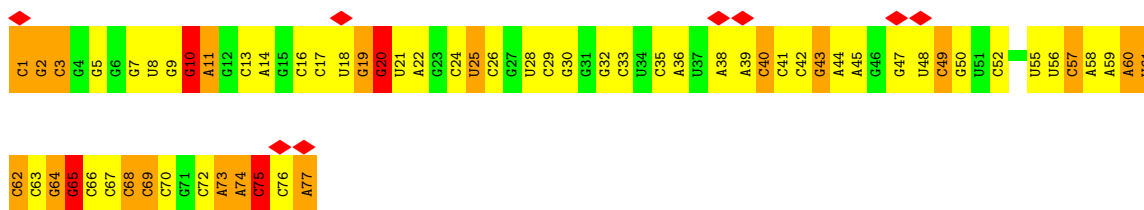
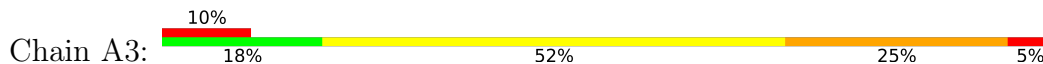
• Molecule 22: fMet-Val-tRNA-Val



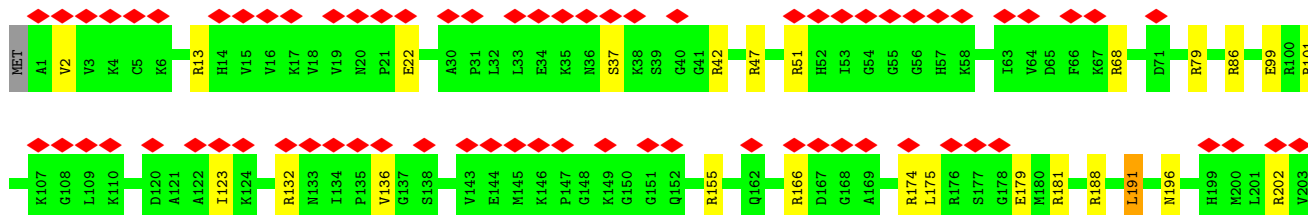
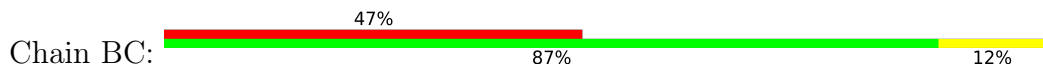
• Molecule 23: 5'-R(*AP*CP*UP*AP*UP*GP*GP*UP*UP*UP*UP*UP*AP*UP*U)-3'

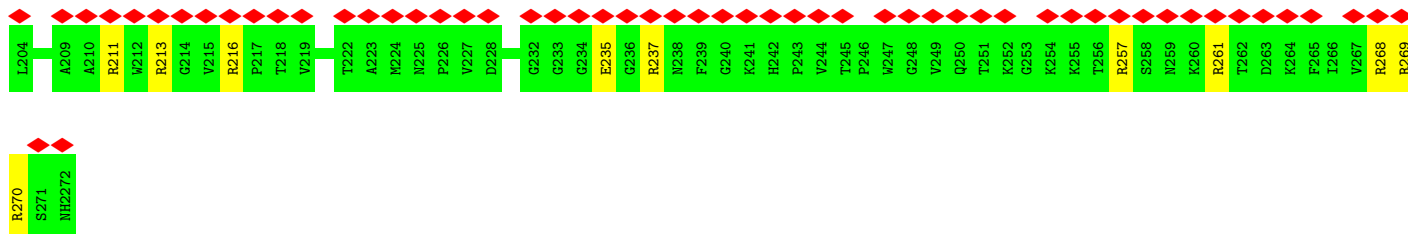


• Molecule 24: tRNA-fMet

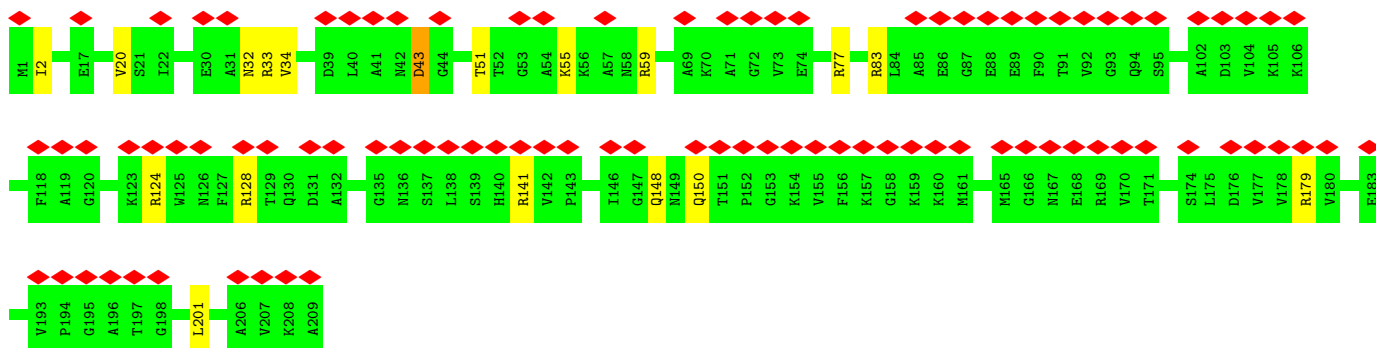


• Molecule 25: 50S ribosomal protein L2

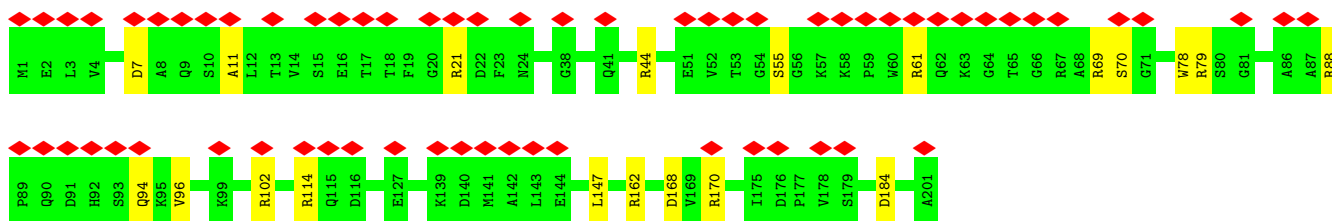




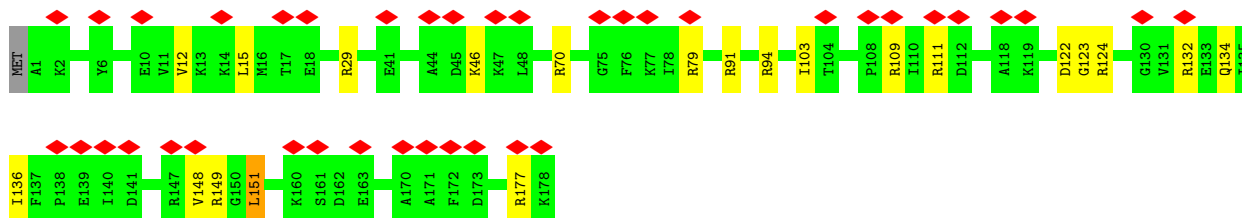
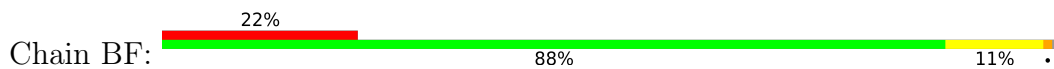
• Molecule 26: 50S ribosomal protein L3



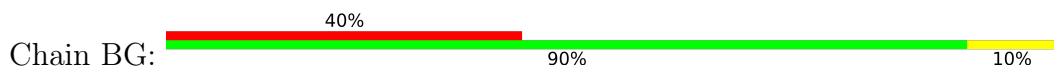
• Molecule 27: 50S ribosomal protein L4

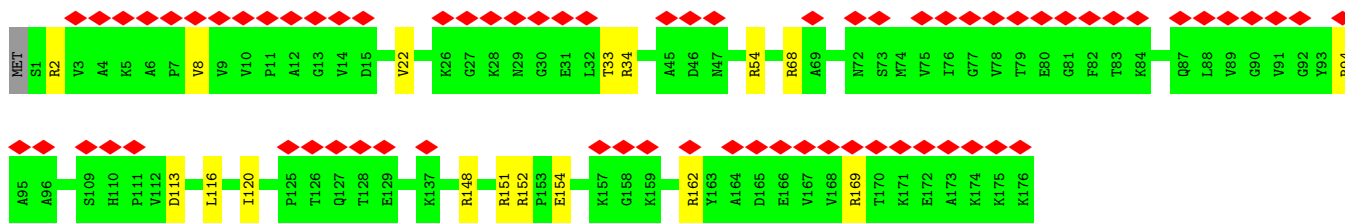


• Molecule 28: 50S ribosomal protein L5

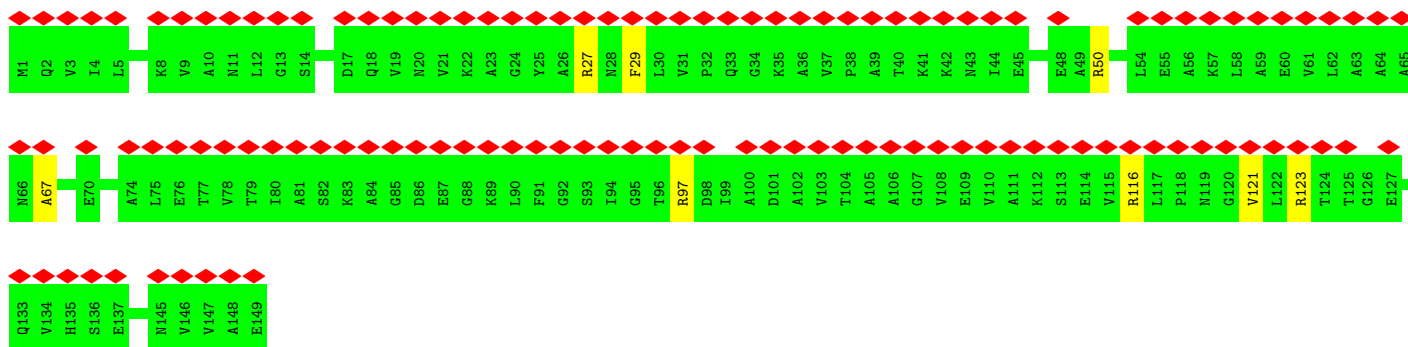
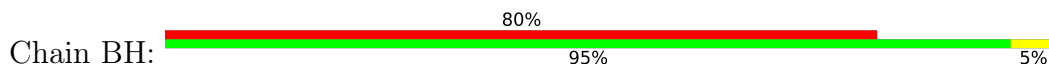


• Molecule 29: 50S ribosomal protein L6






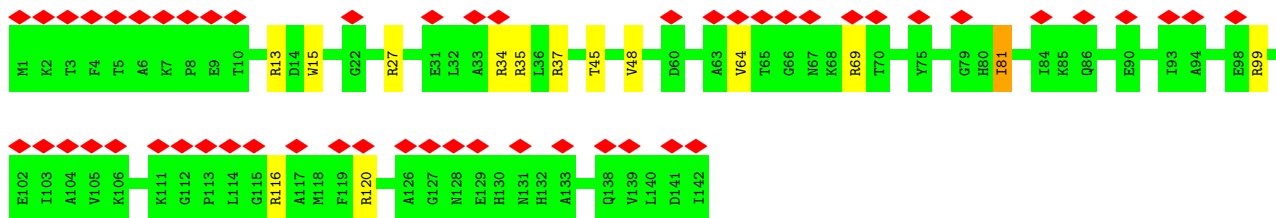
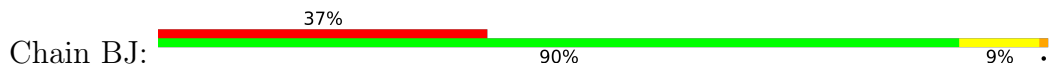
- Molecule 30: 50S ribosomal protein L9



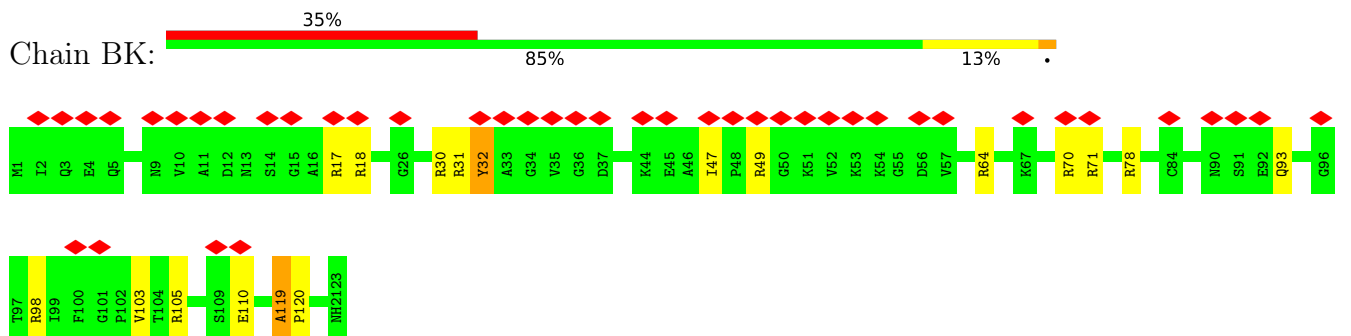
- Molecule 31: 50S ribosomal protein L11



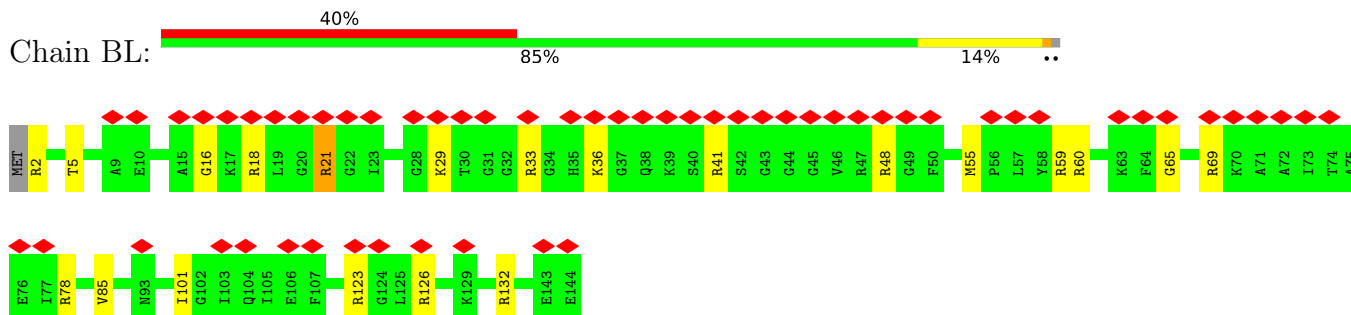
- Molecule 32: 50S ribosomal protein L13



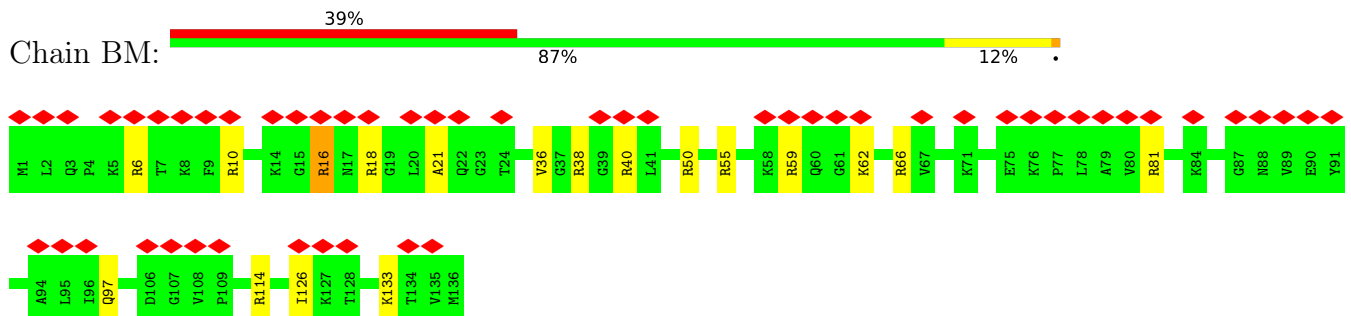
- Molecule 33: 50S ribosomal protein L14



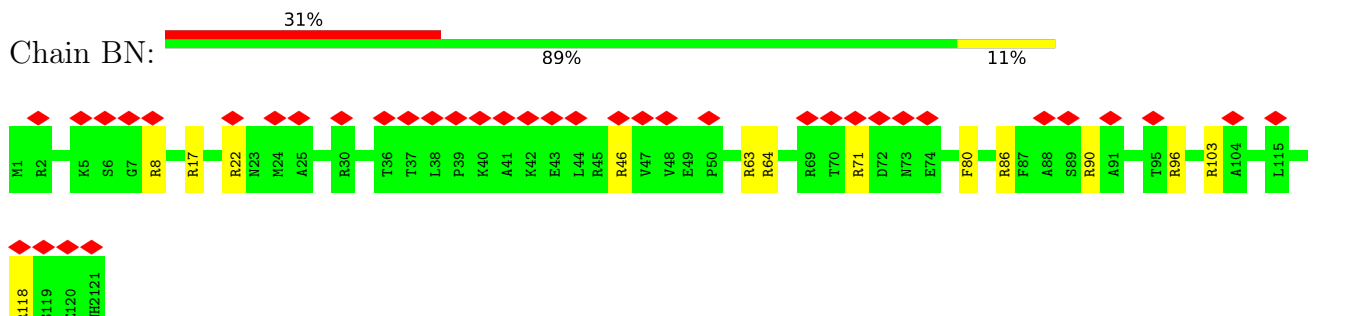
• Molecule 34: 50S ribosomal protein L15



• Molecule 35: 50S ribosomal protein L16



• Molecule 36: 50S ribosomal protein L17

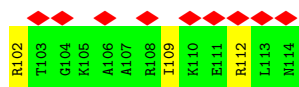
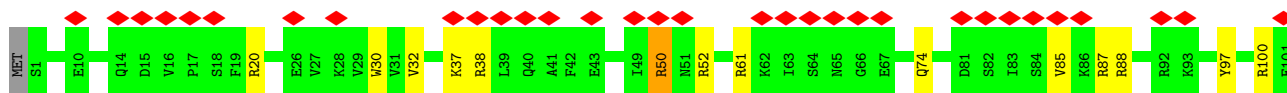
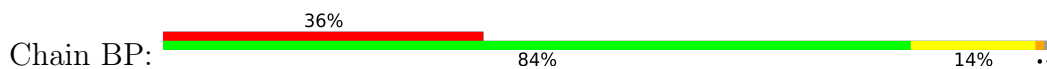


• Molecule 37: 50S ribosomal protein L18

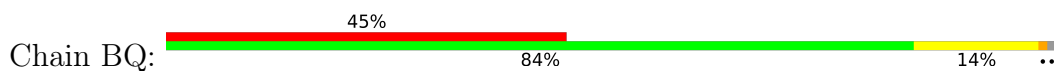




- Molecule 38: 50S ribosomal protein L19



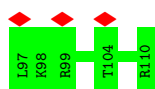
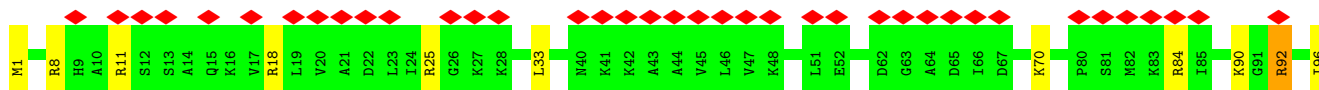
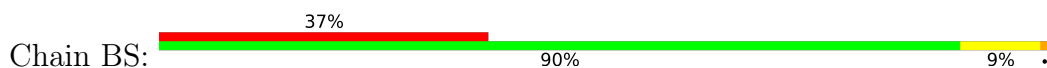
- Molecule 39: 50S ribosomal protein L20



- Molecule 40: 50S ribosomal protein L21

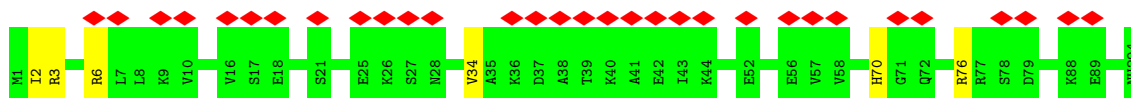


- Molecule 41: 50S ribosomal protein L22



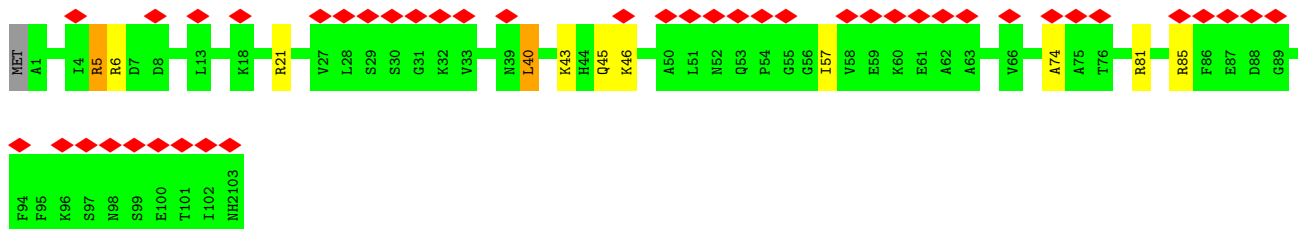
- Molecule 42: 50S ribosomal protein L23





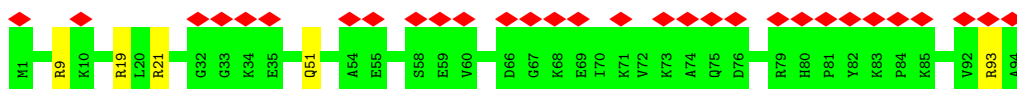
- Molecule 43: 50S ribosomal protein L24

Chain BU: 41% 88% 9% ..



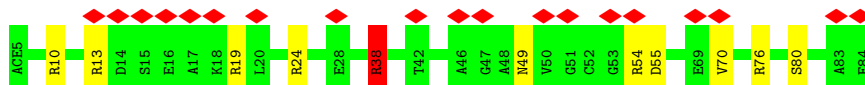
- Molecule 44: 50S ribosomal protein L25

Chain BV: 32% 95% 5%



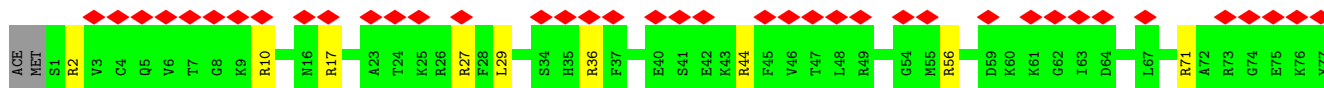
- Molecule 45: 50S ribosomal protein L27

Chain BW: 24% 86% 12%



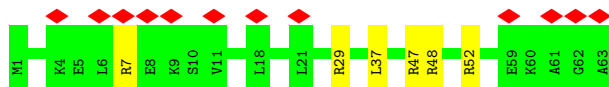
- Molecule 46: 50S ribosomal protein L28

Chain BX: 49% 86% 11%



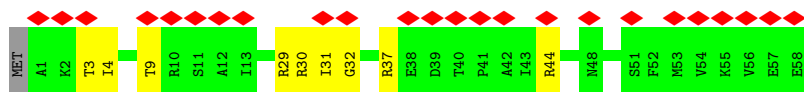
- Molecule 47: 50S ribosomal protein L29

Chain BY: 19% 90% 10%

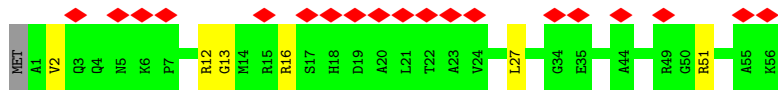
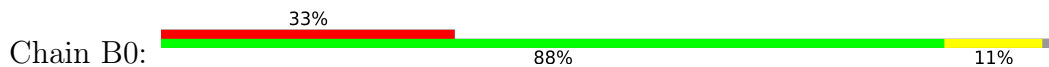


- Molecule 48: 50S ribosomal protein L30

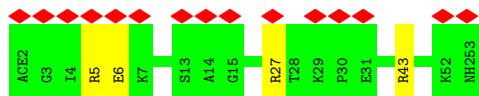
Chain BZ: 41% 83% 15%



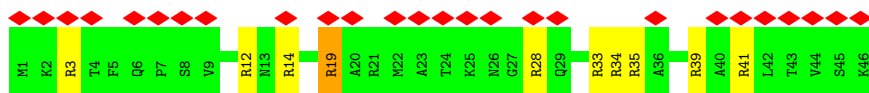
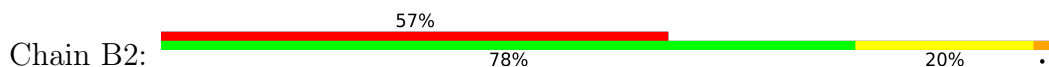
• Molecule 49: 50S ribosomal protein L32



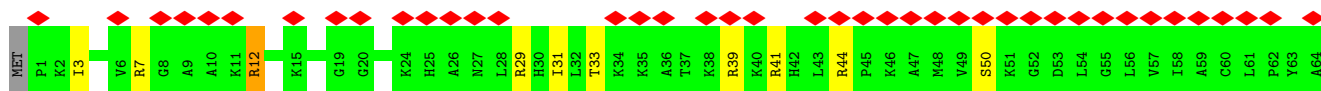
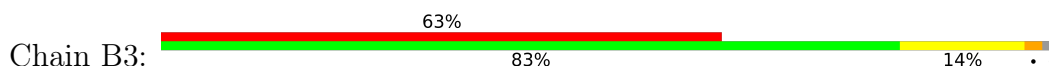
• Molecule 50: 50S ribosomal protein L33



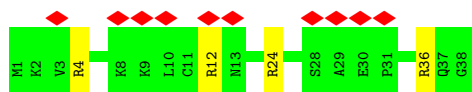
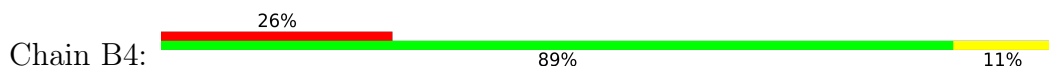
• Molecule 51: 50S ribosomal protein L34




• Molecule 52: 50S ribosomal protein L35

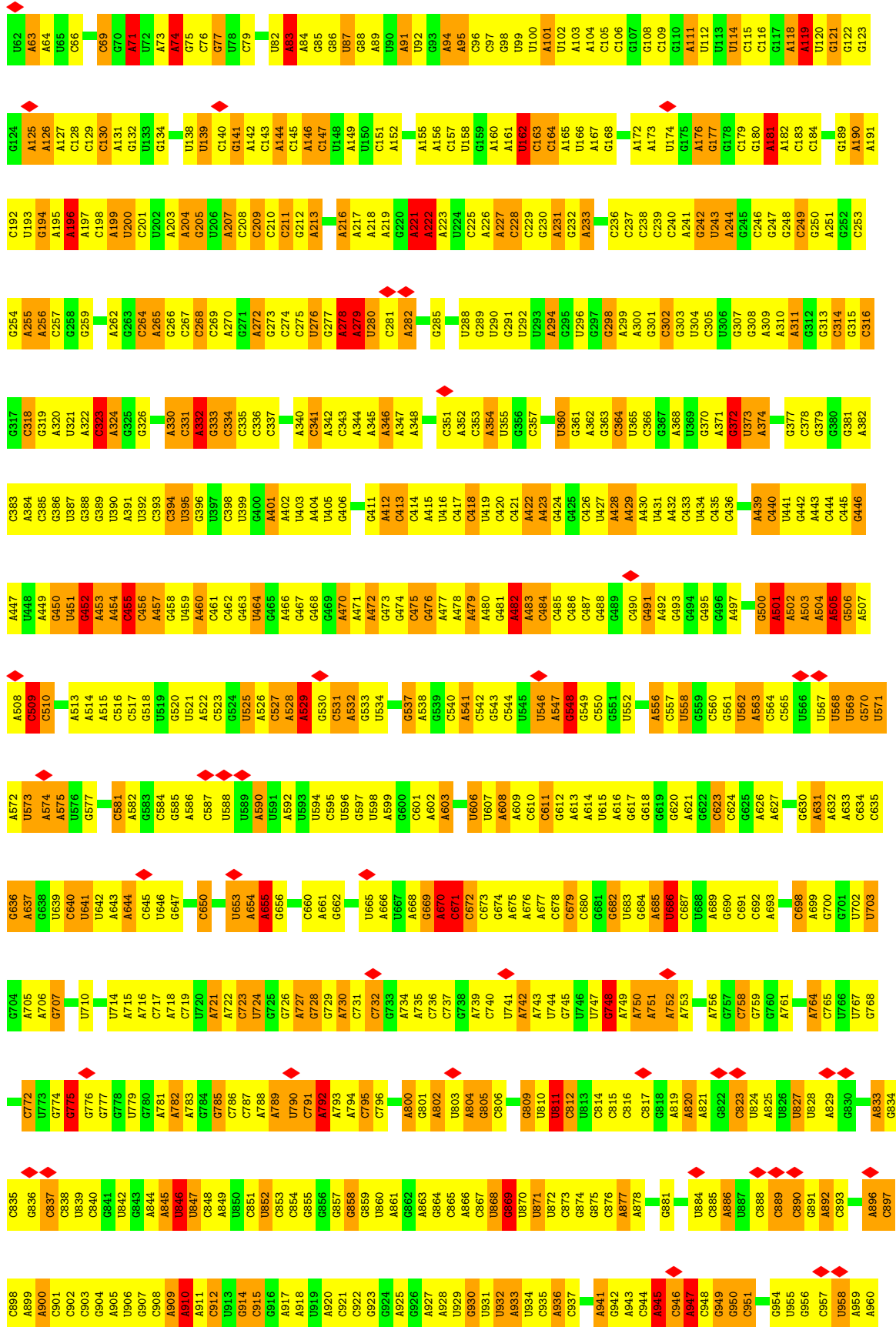


• Molecule 53: 50S ribosomal protein L36

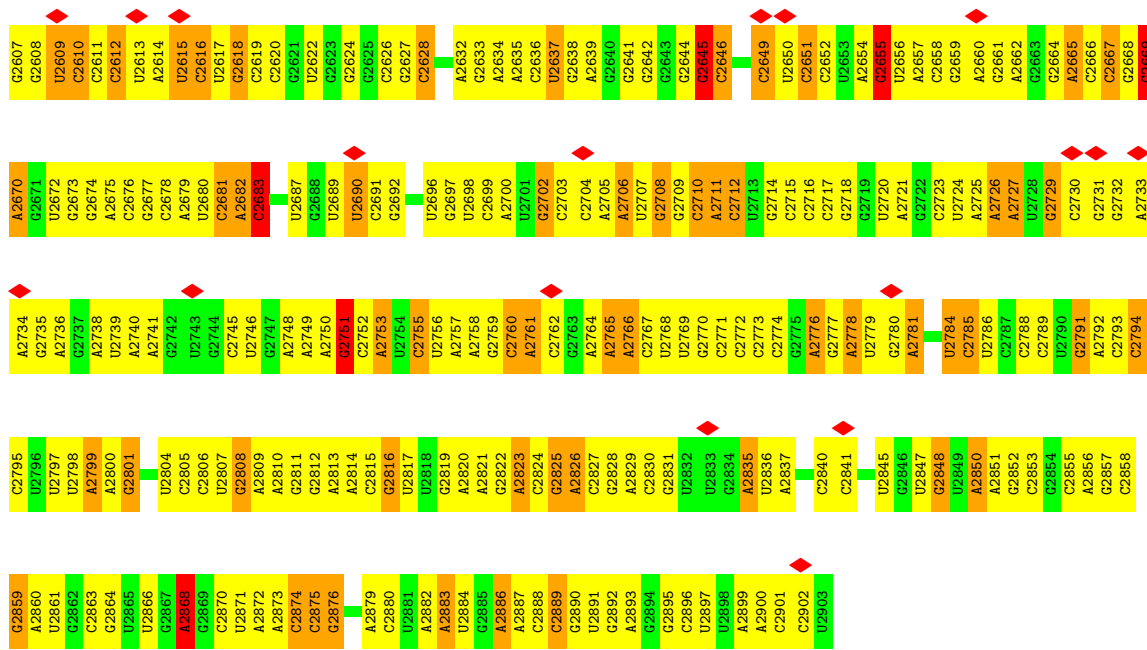


• Molecule 54: 23S ribosomal RNA

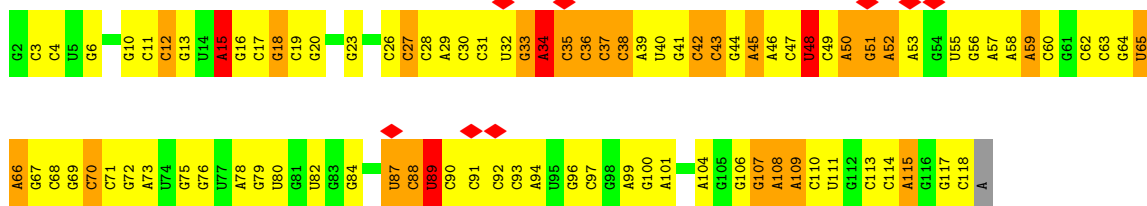




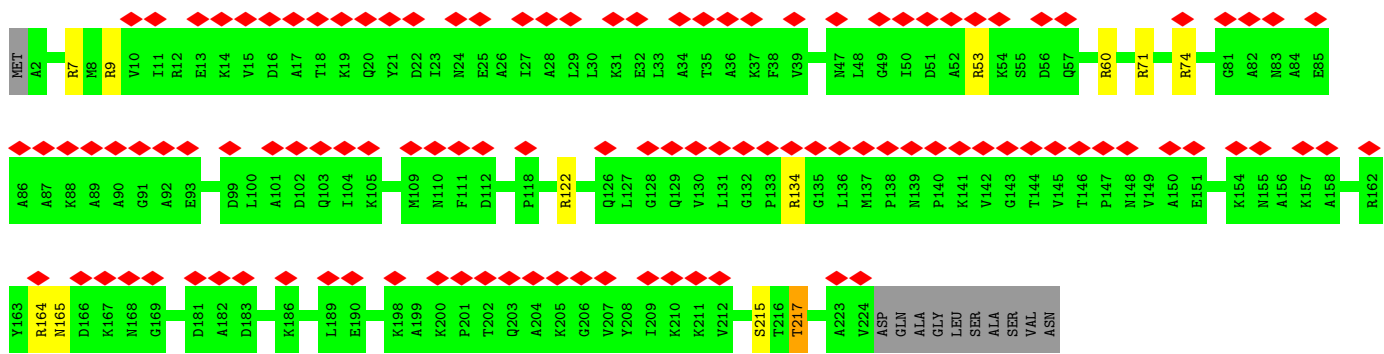
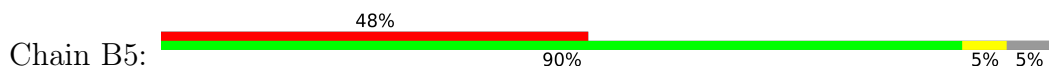
A1787	A1788	A1789	A1790	A1791	A1792	A1793	A1794	A1795	A1796	A1797	A1798	A1799	A1800	A1801	A1802	A1803	A1804	A1805	A1806	A1807	A1808	A1809	A1810	A1811	A1812	A1813	A1814	A1815	A1816	A1817	A1818	A1819	A1820	A1821	A1822	A1823	A1824	A1825	A1826	A1827	A1828	A1829	A1830	A1831	A1832	A1833	A1834	A1835	A1836	A1837	A1838	A1839	A1840	A1841	A1842	A1843	A1844	A1845	A1846	A1847	A1848					
G1849	G1850	G1851	G1852	G1853	G1854	G1855	G1856	G1857	G1858	G1859	G1860	G1861	G1862	G1863	G1864	G1865	G1866	G1867	G1868	G1869	G1870	G1871	G1872	G1873	G1874	G1875	G1876	G1877	G1878	G1879	G1880	G1881	G1882	G1883	G1884	G1885	G1886	G1887	G1888	G1889	G1890	G1891	G1892	G1893	G1894	G1895	G1896	G1897	G1898	G1899	G1900	G1901	G1902	G1903	G1904	G1905	G1906	G1907	G1908	G1909	G1910	G1911				
A1912	A1913	A1914	A1915	A1916	A1917	A1918	A1919	A1920	A1921	A1922	A1923	A1924	A1925	A1926	A1927	A1928	A1929	A1930	A1931	A1932	A1933	A1934	A1935	A1936	A1937	A1938	A1939	A1940	A1941	A1942	A1943	A1944	A1945	A1946	A1947	A1948	A1949	A1950	A1951	A1952	A1953	A1954	A1955	A1956	A1957	A1958	A1959	A1960	A1961	A1962	A1963	A1964	A1965	A1966	A1967	A1968	A1969	A1970	A1971							
G1972	G1973	G1974	G1975	G1976	G1977	G1978	G1979	G1980	G1981	G1982	G1983	G1984	G1985	G1986	G1987	G1988	G1989	G1990	G1991	G1992	G1993	G1994	G1995	G1996	G1997	G1998	G1999	G2000	G2001	G2002	G2003	G2004	G2005	G2006	G2007	G2008	G2009	G2010	G2011	G2012	G2013	G2014	G2015	G2016	G2017	G2018	G2019	G2020	G2021	G2022	G2023	G2024	G2025	G2026	G2027	G2028	G2029	G2030	G2031							
G2032	A2033	A2034	G2035	G2036	A2037	G2038	A2039	A2040	A2041	A2042	G2043	A2044	G2045	G2046	G2047	A2048	A2049	A2050	A2051	A2052	G2053	A2054	G2055	A2056	A2057	A2058	A2059	A2060	G2061	A2062	G2063	G2064	G2065	G2066	G2067	G2068	G2069	A2070	A2071	A2072	A2073	G2074	G2075	A2076	A2077	A2078	A2079	A2080	A2081	A2082	G2083	G2084	G2085	G2086	G2087	A2088	A2089	A2090	G2091	G2092	G2093	A2094				
A2095	G2096	A2097	G2098	G2099	A2100	G2101	G2102	G2103	G2104	G2105	G2106	G2107	G2108	G2109	G2110	G2111	G2112	G2113	G2114	G2115	G2116	G2117	G2118	G2119	G2120	G2121	G2122	A2123	G2124	G2125	G2126	G2127	G2128	G2129	G2130	G2131	G2132	G2133	G2134	G2135	G2136	G2137	G2138	G2139	G2140	G2141	G2142	G2143	G2144	G2145	G2146	G2147	G2148	G2149	G2150	G2151	G2152	G2153	G2154	G2155	G2156	G2157	G2158			
G2159	G2160	G2161	G2162	G2163	G2164	G2165	G2166	G2167	G2168	G2169	G2170	G2171	G2172	G2173	G2174	G2175	G2176	G2177	G2178	G2179	G2180	G2181	G2182	G2183	G2184	G2185	G2186	G2187	G2188	G2189	G2190	G2191	G2192	G2193	G2194	G2195	G2196	G2197	G2198	G2199	G2200	G2201	G2202	G2203	G2204	G2205	G2206	G2207	G2208	G2209	G2210	G2211	G2212	G2213	G2214	G2215	G2216	G2217	G2218	G2219	G2220					
G2221	G2222	A2223	G2224	G2225	G2226	G2227	G2228	G2229	G2230	G2231	G2232	G2233	G2234	G2235	G2236	G2237	G2238	G2239	G2240	G2241	G2242	G2243	G2244	G2245	G2246	G2247	G2248	G2249	G2250	G2251	G2252	G2253	G2254	G2255	G2256	G2257	G2258	G2259	G2260	G2261	G2262	G2263	G2264	G2265	G2266	G2267	G2268	G2269	G2270	G2271	G2272	G2273	G2274	G2275	G2276	G2277	G2278	G2279	G2280	A2281	G2282	G2283	G2284	G2285	G2286	
A2287	A2288	G2289	G2290	G2291	G2292	G2293	G2294	G2295	G2296	G2297	G2298	G2299	G2300	G2301	G2302	G2303	G2304	G2305	G2306	G2307	G2308	G2309	G2310	G2311	G2312	G2313	G2314	G2315	G2316	G2317	G2318	G2319	G2320	G2321	G2322	G2323	G2324	G2325	G2326	G2327	G2328	G2329	G2330	G2331	G2332	G2333	G2334	G2335	G2336	G2337	G2338	G2339	G2340	G2341	G2342	G2343	G2344	G2345	G2346	G2347	G2348	G2349				
G2350	G2351	A2352	G2353	G2354	G2355	G2356	G2357	G2358	G2359	G2360	G2361	G2362	G2363	G2364	G2365	G2366	G2367	G2368	G2369	G2370	G2371	G2372	G2373	G2374	G2375	G2376	G2377	G2378	G2379	G2380	G2381	G2382	G2383	G2384	G2385	G2386	G2387	G2388	G2389	G2390	G2391	G2392	G2393	G2394	G2395	G2396	G2397	G2398	G2399	G2400	G2401	G2402	G2403	G2404	G2405	G2406	G2407	G2408	G2409	G2410	G2411	G2412				
G2413	G2414	G2415	G2416	G2417	G2418	G2419	G2420	G2421	G2422	G2423	G2424	G2425	G2426	G2427	G2428	G2429	G2430	G2431	G2432	G2433	G2434	G2435	G2436	G2437	G2438	G2439	G2440	G2441	G2442	G2443	G2444	G2445	G2446	G2447	G2448	G2449	G2450	G2451	G2452	G2453	G2454	G2455	G2456	G2457	G2458	G2459	G2460	G2461	G2462	G2463	G2464	G2465	G2466	G2467	G2468	G2469	G2470	G2471	G2472	G2473	G2474					
G2475	G2476	G2477	G2478	G2479	G2480	G2481	G2482	G2483	G2484	G2485	G2486	G2487	G2488	G2489	G2490	G2491	G2492	G2493	G2494	G2495	G2496	G2497	G2498	G2499	G2500	G2501	G2502	G2503	G2504	G2505	G2506	G2507	G2508	G2509	G2510	G2511	G2512	A2513	G2514	G2515	G2516	G2517	G2518	G2519	G2520	G2521	G2522	G2523	G2524	G2525	G2526	G2527	G2528	G2529	G2530	G2531	G2532	G2533	G2534	G2535	G2536	G2537	G2538	G2539	G2540	G2541
G2542	G2543	G2544	G2545	G2546	G2547	G2548	G2549	G2550	G2551	G2552	G2553	G2554	G2555	G2556	G2557	G2558	G2559	G2560	G2561	G2562	G2563	G2564	G2565	G2566	G2567	G2568	G2569	G2570	G2571	G2572	G2573	G2574	G2575	G2576	G2577	G2578	G2579	G2580	G2581	G2582	G2583	G2584	G2585	G2586	G2587	G2588	G2589	G2590	G2591	G2592	G2593	G2594	G2595	G2596	G2597	G2598	G2599	G2600	G2601	G2602	G2603	G2604	G2605	G2606		



• Molecule 55: 5S ribosomal RNA



• Molecule 56: 50S ribosomal protein L1



4 Experimental information

Property	Value	Source
EM reconstruction method	SINGLE PARTICLE	Depositor
Imposed symmetry	POINT, C1	Depositor
Number of particles used	8375	Depositor
Resolution determination method	FSC 0.5 CUT-OFF	Depositor
CTF correction method	local	Depositor
Microscope	FEI/PHILIPS CM200FEG	Depositor
Voltage (kV)	160	Depositor
Electron dose ($e^-/\text{\AA}^2$)	20	Depositor
Minimum defocus (nm)	500	Depositor
Maximum defocus (nm)	2000	Depositor
Magnification	162740	Depositor
Image detector	GENERIC TVIPS (4k x 4k)	Depositor
Maximum map value	194.626	Depositor
Minimum map value	-114.806	Depositor
Average map value	-0.932	Depositor
Map value standard deviation	20.010	Depositor
Recommended contour level	26.0	Depositor
Map size (\AA)	358.4, 358.4, 358.4	wwPDB
Map dimensions	128, 128, 128	wwPDB
Map angles ($^\circ$)	90, 90, 90	wwPDB
Pixel spacing (\AA)	2.8, 2.8, 2.8	Depositor

5 Model quality [i](#)

5.1 Standard geometry [i](#)

Bond lengths and bond angles in the following residue types are not validated in this section: OMC, 7MG, 5MU, H2U, PSU, FME, CM0, 6MZ, 4SU, NH2, ACE

The Z score for a bond length (or angle) is the number of standard deviations the observed value is removed from the expected value. A bond length (or angle) with $|Z| > 5$ is considered an outlier worth inspection. RMSZ is the root-mean-square of all Z scores of the bond lengths (or angles).

Mol	Chain	Bond lengths		Bond angles	
		RMSZ	# $ Z > 5$	RMSZ	# $ Z > 5$
1	AB	0.72	0/1736	1.06	11/2340 (0.5%)
2	AC	0.75	0/1651	1.13	14/2225 (0.6%)
3	AD	0.78	0/1665	1.20	20/2227 (0.9%)
4	AE	0.70	0/1119	1.01	8/1506 (0.5%)
5	AF	0.74	0/835	1.16	8/1128 (0.7%)
6	AG	0.74	0/1188	1.21	15/1593 (0.9%)
7	AH	0.71	0/989	1.03	6/1326 (0.5%)
8	AI	0.82	0/1035	1.31	19/1377 (1.4%)
9	AJ	0.71	0/797	1.18	8/1079 (0.7%)
10	AK	0.75	0/894	1.17	11/1207 (0.9%)
11	AL	0.78	0/969	1.24	13/1300 (1.0%)
12	AM	0.75	0/884	1.29	13/1181 (1.1%)
13	AN	0.78	0/817	1.22	10/1088 (0.9%)
14	AO	0.73	0/722	1.14	9/964 (0.9%)
15	AP	0.78	0/648	1.21	7/870 (0.8%)
16	AQ	0.69	0/658	1.21	11/883 (1.2%)
17	AR	0.83	0/463	1.23	7/623 (1.1%)
18	AS	0.76	0/653	1.17	7/879 (0.8%)
19	AT	0.70	0/672	1.11	7/890 (0.8%)
20	AU	0.83	0/431	1.39	7/572 (1.2%)
21	AA	1.52	2/36759 (0.0%)	2.22	1945/57346 (3.4%)
22	A1	1.52	0/1668	2.16	80/2595 (3.1%)
23	A2	1.51	0/343	2.27	22/531 (4.1%)
24	A3	1.54	0/1722	2.21	92/2685 (3.4%)
25	BC	0.76	0/2121	1.32	27/2852 (0.9%)
26	BD	0.69	0/1586	1.14	10/2134 (0.5%)
27	BE	0.68	0/1571	1.18	13/2113 (0.6%)
28	BF	0.76	0/1444	1.15	11/1937 (0.6%)
29	BG	0.69	0/1343	1.16	9/1816 (0.5%)
30	BH	0.67	0/1122	1.14	6/1515 (0.4%)
31	BI	0.67	0/1046	1.04	3/1410 (0.2%)
32	BJ	0.75	0/1152	1.20	9/1551 (0.6%)

Mol	Chain	Bond lengths		Bond angles	
		RMSZ	# Z >5	RMSZ	# Z >5
33	BK	0.72	0/947	1.25	11/1268 (0.9%)
34	BL	0.75	0/1054	1.38	15/1403 (1.1%)
35	BM	0.76	0/1093	1.25	14/1460 (1.0%)
36	BN	0.77	0/973	1.28	13/1301 (1.0%)
37	BO	0.75	0/902	1.25	13/1209 (1.1%)
38	BP	0.74	0/929	1.26	12/1242 (1.0%)
39	BQ	0.82	0/960	1.35	17/1278 (1.3%)
40	BR	0.72	0/829	1.14	6/1107 (0.5%)
41	BS	0.66	0/864	1.18	6/1156 (0.5%)
42	BT	0.67	0/744	1.15	4/994 (0.4%)
43	BU	0.69	0/787	1.16	5/1051 (0.5%)
44	BV	0.74	0/766	1.13	4/1025 (0.4%)
45	BW	0.76	0/604	1.33	9/799 (1.1%)
46	BX	0.76	0/635	1.27	9/848 (1.1%)
47	BY	0.69	0/510	1.26	6/677 (0.9%)
48	BZ	0.70	0/453	1.24	5/605 (0.8%)
49	B0	0.74	0/450	1.17	3/599 (0.5%)
50	B1	0.72	0/417	1.15	4/556 (0.7%)
51	B2	0.83	0/380	1.65	11/498 (2.2%)
52	B3	0.75	0/513	1.25	5/676 (0.7%)
53	B4	0.71	0/303	1.34	5/397 (1.3%)
54	BA	1.40	0/69796	2.21	4043/108888 (3.7%)
55	BB	1.41	0/2800	2.18	152/4367 (3.5%)
56	B5	0.67	0/1673	1.09	10/2255 (0.4%)
All	All	1.28	2/160085 (0.0%)	2.00	6820/239402 (2.8%)

Chiral center outliers are detected by calculating the chiral volume of a chiral center and verifying if the center is modelled as a planar moiety or with the opposite hand. A planarity outlier is detected by checking planarity of atoms in a peptide group, atoms in a mainchain group or atoms of a sidechain that are expected to be planar.

Mol	Chain	#Chirality outliers	#Planarity outliers
2	AC	0	1
6	AG	0	1
7	AH	0	1
21	AA	0	369
22	A1	0	10
23	A2	0	4
24	A3	0	19
37	BO	0	1
52	B3	0	1
54	BA	0	715

Continued on next page...

Continued from previous page...

Mol	Chain	#Chirality outliers	#Planarity outliers
55	BB	0	28
All	All	0	1150

All (2) bond length outliers are listed below:

Mol	Chain	Res	Type	Atoms	Z	Observed(Å)	Ideal(Å)
21	AA	1533	C	C4-N4	-5.16	1.29	1.33
21	AA	942	G	C5'-C4'	5.05	1.57	1.51

All (6820) bond angle outliers are listed below:

Mol	Chain	Res	Type	Atoms	Z	Observed(°)	Ideal(°)
21	AA	704	A	N1-C6-N6	-13.07	110.76	118.60
54	BA	1274	A	N1-C6-N6	-12.32	111.21	118.60
34	BL	41	ARG	NE-CZ-NH1	12.26	126.43	120.30
54	BA	910	A	N1-C6-N6	-12.23	111.26	118.60
21	AA	913	A	N1-C6-N6	-12.01	111.40	118.60
22	A1	35	A	N1-C6-N6	-11.94	111.44	118.60
54	BA	1077	A	N1-C6-N6	-11.88	111.47	118.60
54	BA	783	A	N1-C6-N6	-11.83	111.50	118.60
54	BA	1213	A	N1-C6-N6	-11.82	111.50	118.60
54	BA	670	A	N1-C6-N6	-11.82	111.51	118.60
21	AA	576	C	C1'-O4'-C4'	-11.81	100.45	109.90
54	BA	2112	G	O4'-C1'-N9	11.79	117.63	108.20
51	B2	34	ARG	NE-CZ-NH1	11.75	126.18	120.30
21	AA	1155	A	N1-C6-N6	-11.63	111.62	118.60
54	BA	2872	A	N1-C6-N6	-11.56	111.66	118.60
54	BA	718	A	N1-C6-N6	-11.50	111.70	118.60
21	AA	1446	A	N1-C6-N6	-11.50	111.70	118.60
54	BA	845	A	N1-C6-N6	-11.47	111.72	118.60
21	AA	364	A	N1-C6-N6	-11.46	111.72	118.60
21	AA	622	A	N1-C6-N6	-11.37	111.78	118.60
21	AA	393	A	N1-C6-N6	-11.35	111.79	118.60
54	BA	1916	A	N1-C6-N6	-11.32	111.81	118.60
54	BA	2654	A	N1-C6-N6	-11.29	111.82	118.60
54	BA	1580	A	N1-C6-N6	-11.28	111.83	118.60
25	BC	86	ARG	NE-CZ-NH1	11.26	125.93	120.30
40	BR	80	ARG	NE-CZ-NH1	11.20	125.90	120.30
21	AA	71	A	N1-C6-N6	-11.16	111.90	118.60
54	BA	2030	A	N1-C6-N6	-11.13	111.92	118.60
21	AA	1275	A	N1-C6-N6	-11.10	111.94	118.60
21	AA	1311	A	N1-C6-N6	-11.06	111.96	118.60

Continued on next page...

Continued from previous page...

Mol	Chain	Res	Type	Atoms	Z	Observed(°)	Ideal(°)
21	AA	864	A	N1-C6-N6	-11.06	111.97	118.60
21	AA	1468	A	N1-C6-N6	-11.02	111.99	118.60
54	BA	984	A	N1-C6-N6	-10.96	112.02	118.60
54	BA	1439	A	O4'-C1'-N9	10.96	116.97	108.20
54	BA	1630	A	N1-C6-N6	-10.96	112.03	118.60
15	AP	8	ARG	NE-CZ-NH1	10.93	125.77	120.30
54	BA	199	A	N1-C6-N6	-10.92	112.05	118.60
54	BA	1635	A	N1-C6-N6	-10.89	112.07	118.60
54	BA	91	A	N1-C6-N6	-10.88	112.07	118.60
54	BA	49	A	N1-C6-N6	-10.86	112.08	118.60
54	BA	2095	A	N1-C6-N6	-10.85	112.09	118.60
54	BA	119	A	N1-C6-N6	-10.84	112.09	118.60
54	BA	574	A	N1-C6-N6	-10.82	112.11	118.60
54	BA	2660	A	O4'-C1'-N9	10.81	116.85	108.20
54	BA	1084	A	N1-C6-N6	-10.81	112.12	118.60
21	AA	162	A	N1-C6-N6	-10.80	112.12	118.60
21	AA	609	A	N1-C6-N6	-10.80	112.12	118.60
54	BA	1503	A	N1-C6-N6	-10.78	112.13	118.60
54	BA	1780	A	N1-C6-N6	-10.77	112.14	118.60
54	BA	2820	A	N1-C6-N6	-10.77	112.14	118.60
54	BA	1505	A	N1-C6-N6	-10.74	112.15	118.60
21	AA	243	A	N1-C6-N6	-10.74	112.16	118.60
54	BA	1829	A	N1-C6-N6	-10.71	112.17	118.60
54	BA	547	A	O4'-C1'-N9	10.69	116.75	108.20
54	BA	2590	A	N1-C6-N6	-10.68	112.19	118.60
54	BA	2666	C	N3-C2-O2	-10.67	114.43	121.90
21	AA	223	A	N1-C6-N6	-10.67	112.20	118.60
21	AA	782	A	N1-C6-N6	-10.65	112.21	118.60
54	BA	1637	A	N1-C6-N6	-10.65	112.21	118.60
21	AA	702	A	N1-C6-N6	-10.63	112.22	118.60
54	BA	2534	A	N1-C6-N6	-10.62	112.23	118.60
21	AA	1333	A	N1-C6-N6	-10.61	112.23	118.60
21	AA	1196	A	N1-C6-N6	-10.61	112.23	118.60
21	AA	716	A	N1-C6-N6	-10.58	112.25	118.60
54	BA	979	A	N1-C6-N6	-10.55	112.27	118.60
54	BA	95	A	N1-C6-N6	-10.55	112.27	118.60
54	BA	1067	A	N1-C6-N6	-10.53	112.28	118.60
21	AA	825	A	N1-C6-N6	-10.52	112.29	118.60
21	AA	1456	A	N1-C6-N6	-10.51	112.30	118.60
54	BA	844	A	N1-C6-N6	-10.51	112.30	118.60
54	BA	1679	A	N1-C6-N6	-10.50	112.30	118.60
54	BA	1932	A	N1-C6-N6	-10.50	112.30	118.60

Continued on next page...

Continued from previous page...

Mol	Chain	Res	Type	Atoms	Z	Observed(°)	Ideal(°)
54	BA	2679	A	N1-C6-N6	-10.49	112.30	118.60
54	BA	2450	A	N1-C6-N6	-10.49	112.31	118.60
54	BA	2738	A	N1-C6-N6	-10.49	112.31	118.60
54	BA	2333	A	N1-C6-N6	-10.49	112.31	118.60
54	BA	1260	A	N1-C6-N6	-10.47	112.32	118.60
54	BA	1420	A	N1-C6-N6	-10.47	112.32	118.60
21	AA	23	C	N3-C2-O2	-10.46	114.58	121.90
21	AA	493	A	N1-C6-N6	-10.45	112.33	118.60
54	BA	2163	A	N1-C6-N6	-10.44	112.34	118.60
54	BA	603	A	N1-C6-N6	-10.44	112.34	118.60
54	BA	1858	A	N1-C6-N6	-10.44	112.34	118.60
21	AA	1176	A	N1-C6-N6	-10.40	112.36	118.60
54	BA	1129	A	N1-C6-N6	-10.40	112.36	118.60
21	AA	563	A	N1-C6-N6	-10.40	112.36	118.60
21	AA	665	A	N1-C6-N6	-10.39	112.36	118.60
54	BA	946	C	O4'-C1'-N1	10.38	116.51	108.20
27	BE	21	ARG	NE-CZ-NH1	10.38	125.49	120.30
21	AA	1101	A	N1-C6-N6	-10.38	112.37	118.60
54	BA	479	A	N1-C6-N6	-10.36	112.38	118.60
21	AA	520	A	N1-C6-N6	-10.35	112.39	118.60
54	BA	2581	G	O4'-C1'-N9	10.34	116.47	108.20
54	BA	1301	A	N1-C6-N6	-10.34	112.40	118.60
54	BA	101	A	N1-C6-N6	-10.32	112.41	118.60
54	BA	1086	A	N1-C6-N6	-10.32	112.41	118.60
21	AA	279	A	N1-C6-N6	-10.31	112.41	118.60
54	BA	309	A	N1-C6-N6	-10.31	112.42	118.60
54	BA	1853	A	N1-C6-N6	-10.31	112.42	118.60
54	BA	1392	A	N1-C6-N6	-10.30	112.42	118.60
21	AA	635	A	N1-C6-N6	-10.29	112.42	118.60
21	AA	1254	A	N1-C6-N6	-10.29	112.42	118.60
24	A3	38	A	N1-C6-N6	-10.29	112.42	118.60
54	BA	2423	U	O4'-C1'-N1	10.29	116.43	108.20
21	AA	509	A	N1-C6-N6	-10.29	112.43	118.60
21	AA	1476	A	N1-C6-N6	-10.29	112.43	118.60
54	BA	382	A	N1-C6-N6	-10.28	112.43	118.60
54	BA	1010	A	N1-C6-N6	-10.27	112.44	118.60
54	BA	2108	A	N1-C6-N6	-10.27	112.44	118.60
54	BA	2725	A	N1-C6-N6	-10.27	112.44	118.60
21	AA	648	A	N1-C6-N6	-10.27	112.44	118.60
54	BA	699	A	N1-C6-N6	-10.27	112.44	118.60
54	BA	2741	A	N1-C6-N6	-10.25	112.45	118.60
54	BA	2461	A	N1-C6-N6	-10.25	112.45	118.60

Continued on next page...

Continued from previous page...

Mol	Chain	Res	Type	Atoms	Z	Observed(°)	Ideal(°)
21	AA	780	A	N1-C6-N6	-10.23	112.46	118.60
34	BL	33	ARG	NE-CZ-NH1	10.23	125.42	120.30
54	BA	821	A	N1-C6-N6	-10.23	112.46	118.60
54	BA	1569	A	N1-C6-N6	-10.22	112.47	118.60
54	BA	2879	A	N1-C6-N6	-10.21	112.47	118.60
21	AA	495	A	N1-C6-N6	-10.21	112.48	118.60
54	BA	2614	A	N1-C6-N6	-10.21	112.48	118.60
54	BA	2418	A	N1-C6-N6	-10.20	112.48	118.60
54	BA	504	A	N1-C6-N6	-10.20	112.48	118.60
54	BA	2721	A	N1-C6-N6	-10.20	112.48	118.60
21	AA	994	A	N1-C6-N6	-10.19	112.49	118.60
54	BA	1854	A	N1-C6-N6	-10.18	112.50	118.60
54	BA	1755	A	N1-C6-N6	-10.17	112.50	118.60
21	AA	831	A	N1-C6-N6	-10.16	112.50	118.60
54	BA	2711	A	N1-C6-N6	-10.16	112.50	118.60
54	BA	1690	A	N1-C6-N6	-10.16	112.50	118.60
54	BA	2322	A	N1-C6-N6	-10.15	112.51	118.60
21	AA	171	A	N1-C6-N6	-10.14	112.52	118.60
21	AA	1014	A	N1-C6-N6	-10.13	112.52	118.60
21	AA	109	A	N1-C6-N6	-10.12	112.53	118.60
21	AA	196	A	N1-C6-N6	-10.12	112.53	118.60
21	AA	1239	A	N1-C6-N6	-10.12	112.53	118.60
54	BA	2281	A	N1-C6-N6	-10.12	112.53	118.60
54	BA	2761	A	N1-C6-N6	-10.11	112.53	118.60
54	BA	1494	A	N1-C6-N6	-10.10	112.54	118.60
21	AA	1433	A	N1-C6-N6	-10.10	112.54	118.60
39	BQ	69	ARG	NE-CZ-NH1	10.10	125.35	120.30
54	BA	2705	A	N1-C6-N6	-10.10	112.54	118.60
21	AA	363	A	N1-C6-N6	-10.10	112.54	118.60
21	AA	465	A	N1-C6-N6	-10.10	112.54	118.60
54	BA	278	A	N1-C6-N6	-10.09	112.54	118.60
21	AA	794	A	N1-C6-N6	-10.09	112.55	118.60
54	BA	1713	A	N1-C6-N6	-10.08	112.55	118.60
54	BA	453	A	N1-C6-N6	-10.07	112.56	118.60
21	AA	344	A	N1-C6-N6	-10.06	112.56	118.60
54	BA	1404	C	N3-C2-O2	-10.05	114.86	121.90
13	AN	81	ARG	NE-CZ-NH1	10.05	125.33	120.30
54	BA	716	A	N1-C6-N6	-10.05	112.57	118.60
54	BA	222	A	N1-C6-N6	-10.04	112.57	118.60
54	BA	643	A	N1-C6-N6	-10.04	112.58	118.60
54	BA	2270	A	N1-C6-N6	-10.04	112.58	118.60
21	AA	383	A	N1-C6-N6	-10.04	112.58	118.60

Continued on next page...

Continued from previous page...

Mol	Chain	Res	Type	Atoms	Z	Observed(°)	Ideal(°)
10	AK	126	ARG	NE-CZ-NH2	10.04	125.32	120.30
54	BA	2135	A	N1-C6-N6	-10.03	112.58	118.60
54	BA	905	A	N1-C6-N6	-10.03	112.58	118.60
21	AA	1531	A	N1-C6-N6	-10.02	112.59	118.60
54	BA	1142	A	N1-C6-N6	-10.02	112.59	118.60
21	AA	845	A	N1-C6-N6	-10.01	112.59	118.60
54	BA	972	A	N1-C6-N6	-10.01	112.59	118.60
54	BA	1127	A	N1-C6-N6	-10.01	112.59	118.60
21	AA	72	A	N1-C6-N6	-10.01	112.60	118.60
44	BV	19	ARG	NE-CZ-NH1	10.01	125.30	120.30
54	BA	2169	A	O4'-C1'-N9	10.00	116.20	108.20
21	AA	747	A	N1-C6-N6	-9.98	112.61	118.60
54	BA	1014	A	N1-C6-N6	-9.98	112.61	118.60
21	AA	964	A	N1-C6-N6	-9.98	112.61	118.60
21	AA	190	A	N1-C6-N6	-9.97	112.62	118.60
54	BA	677	A	N1-C6-N6	-9.97	112.62	118.60
54	BA	2134	A	N1-C6-N6	-9.96	112.63	118.60
54	BA	1021	A	N1-C6-N6	-9.95	112.63	118.60
54	BA	1758	U	O4'-C1'-N1	9.95	116.16	108.20
54	BA	1598	A	N1-C6-N6	-9.95	112.63	118.60
55	BB	34	A	N1-C6-N6	-9.95	112.63	118.60
54	BA	2893	A	N1-C6-N6	-9.95	112.63	118.60
54	BA	2358	A	N1-C6-N6	-9.94	112.64	118.60
54	BA	1211	C	O4'-C1'-N1	9.93	116.15	108.20
21	AA	139	A	N1-C6-N6	-9.92	112.65	118.60
21	AA	26	A	N1-C6-N6	-9.92	112.65	118.60
26	BD	141	ARG	NE-CZ-NH1	9.91	125.26	120.30
21	AA	766	A	N1-C6-N6	-9.91	112.65	118.60
54	BA	2104	C	O4'-C1'-N1	9.91	116.13	108.20
21	AA	1256	A	N1-C6-N6	-9.90	112.66	118.60
54	BA	2700	A	N1-C6-N6	-9.89	112.66	118.60
21	AA	958	A	N1-C6-N6	-9.89	112.67	118.60
21	AA	101	A	N1-C6-N6	-9.89	112.67	118.60
21	AA	629	A	N1-C6-N6	-9.89	112.67	118.60
54	BA	280	U	O4'-C1'-N1	9.88	116.11	108.20
21	AA	872	A	N1-C6-N6	-9.87	112.68	118.60
54	BA	1427	A	N1-C6-N6	-9.87	112.68	118.60
5	AF	2	ARG	NE-CZ-NH1	9.86	125.23	120.30
21	AA	199	A	N1-C6-N6	-9.86	112.69	118.60
55	BB	46	A	N1-C6-N6	-9.86	112.69	118.60
54	BA	1805	A	N1-C6-N6	-9.85	112.69	118.60
21	AA	441	A	N1-C6-N6	-9.84	112.70	118.60

Continued on next page...

Continued from previous page...

Mol	Chain	Res	Type	Atoms	Z	Observed(°)	Ideal(°)
54	BA	2632	A	N1-C6-N6	-9.84	112.70	118.60
21	AA	1349	A	N1-C6-N6	-9.83	112.70	118.60
54	BA	1347	A	N1-C6-N6	-9.83	112.70	118.60
54	BA	2666	C	N1-C2-O2	9.83	124.80	118.90
54	BA	2448	A	N1-C6-N6	-9.83	112.70	118.60
54	BA	2733	A	N1-C6-N6	-9.83	112.70	118.60
21	AA	116	A	N1-C6-N6	-9.83	112.70	118.60
21	AA	183	C	N3-C2-O2	-9.83	115.02	121.90
21	AA	389	A	N1-C6-N6	-9.83	112.70	118.60
8	AI	122	ARG	NE-CZ-NH1	9.82	125.21	120.30
54	BA	2060	A	N1-C6-N6	-9.82	112.70	118.60
21	AA	1267	C	N3-C2-O2	-9.82	115.03	121.90
54	BA	207	A	N1-C6-N6	-9.82	112.71	118.60
54	BA	1912	A	N1-C6-N6	-9.81	112.71	118.60
54	BA	422	A	N1-C6-N6	-9.81	112.71	118.60
54	BA	626	A	N1-C6-N6	-9.81	112.71	118.60
54	BA	2154	A	N1-C6-N6	-9.81	112.71	118.60
54	BA	1785	A	N1-C6-N6	-9.81	112.72	118.60
21	AA	7	A	N1-C6-N6	-9.81	112.72	118.60
24	A3	22	A	N1-C6-N6	-9.80	112.72	118.60
54	BA	2386	A	N1-C6-N6	-9.80	112.72	118.60
54	BA	1264	A	N1-C6-N6	-9.80	112.72	118.60
21	AA	1319	A	N1-C6-N6	-9.80	112.72	118.60
54	BA	483	A	N1-C6-N6	-9.79	112.72	118.60
24	A3	44	A	N1-C6-N6	-9.79	112.73	118.60
54	BA	2042	A	N1-C6-N6	-9.79	112.73	118.60
21	AA	655	A	N1-C6-N6	-9.78	112.73	118.60
21	AA	1213	A	N1-C6-N6	-9.78	112.73	118.60
21	AA	59	A	N1-C6-N6	-9.76	112.75	118.60
21	AA	415	A	N1-C6-N6	-9.76	112.74	118.60
54	BA	1885	A	N1-C6-N6	-9.76	112.75	118.60
54	BA	99	U	O4'-C1'-N1	9.75	116.00	108.20
21	AA	595	A	N1-C6-N6	-9.75	112.75	118.60
21	AA	728	A	N1-C6-N6	-9.75	112.75	118.60
21	AA	1055	A	N1-C6-N6	-9.75	112.75	118.60
55	BB	78	A	N1-C6-N6	-9.74	112.75	118.60
54	BA	1678	A	N1-C6-N6	-9.74	112.76	118.60
54	BA	2825	G	O4'-C1'-N9	9.73	115.98	108.20
54	BA	2169	A	N1-C6-N6	-9.73	112.76	118.60
54	BA	793	A	N1-C6-N6	-9.72	112.77	118.60
21	AA	1447	A	N1-C6-N6	-9.72	112.77	118.60
54	BA	2873	A	N1-C6-N6	-9.71	112.77	118.60

Continued on next page...

Continued from previous page...

Mol	Chain	Res	Type	Atoms	Z	Observed(°)	Ideal(°)
21	AA	8	A	N1-C6-N6	-9.71	112.77	118.60
54	BA	572	A	N1-C6-N6	-9.71	112.77	118.60
54	BA	165	A	N1-C6-N6	-9.71	112.78	118.60
54	BA	2753	A	N1-C6-N6	-9.71	112.78	118.60
47	BY	7	ARG	NE-CZ-NH1	9.70	125.15	120.30
54	BA	886	A	N1-C6-N6	-9.69	112.78	118.60
54	BA	734	A	N1-C6-N6	-9.69	112.79	118.60
54	BA	2675	A	N1-C6-N6	-9.69	112.79	118.60
54	BA	492	A	N1-C6-N6	-9.69	112.79	118.60
54	BA	505	A	N1-C6-N6	-9.69	112.79	118.60
54	BA	1889	A	N1-C6-N6	-9.68	112.79	118.60
21	AA	328	C	N3-C2-O2	-9.68	115.12	121.90
21	AA	1250	A	N1-C6-N6	-9.68	112.79	118.60
21	AA	320	A	N1-C6-N6	-9.67	112.80	118.60
54	BA	1495	A	N1-C6-N6	-9.67	112.80	118.60
54	BA	1276	A	N1-C6-N6	-9.66	112.80	118.60
51	B2	33	ARG	NE-CZ-NH1	9.66	125.13	120.30
54	BA	2565	A	N1-C6-N6	-9.66	112.81	118.60
21	AA	608	A	N1-C6-N6	-9.65	112.81	118.60
54	BA	142	A	N1-C6-N6	-9.65	112.81	118.60
54	BA	861	A	N1-C6-N6	-9.65	112.81	118.60
54	BA	936	A	N1-C6-N6	-9.65	112.81	118.60
21	AA	1287	A	N1-C6-N6	-9.65	112.81	118.60
1	AB	107	ARG	NE-CZ-NH1	9.64	125.12	120.30
54	BA	900	A	N1-C6-N6	-9.63	112.82	118.60
21	AA	1251	A	N1-C6-N6	-9.63	112.82	118.60
54	BA	1809	A	N1-C6-N6	-9.63	112.82	118.60
54	BA	1942	C	N3-C2-O2	-9.62	115.16	121.90
54	BA	362	A	N1-C6-N6	-9.62	112.83	118.60
54	BA	1451	C	N3-C2-O2	-9.62	115.17	121.90
54	BA	1156	A	N1-C6-N6	-9.61	112.83	118.60
54	BA	996	A	N1-C6-N6	-9.61	112.83	118.60
54	BA	1918	A	N1-C6-N6	-9.61	112.83	118.60
21	AA	130	A	N1-C6-N6	-9.61	112.83	118.60
54	BA	1701	A	N1-C6-N6	-9.61	112.83	118.60
54	BA	13	A	N1-C6-N6	-9.60	112.84	118.60
54	BA	28	A	N1-C6-N6	-9.60	112.84	118.60
54	BA	330	A	N1-C6-N6	-9.60	112.84	118.60
54	BA	1307	A	N1-C6-N6	-9.60	112.84	118.60
55	BB	15	A	O4'-C1'-N9	9.60	115.88	108.20
54	BA	482	A	N1-C6-N6	-9.60	112.84	118.60
21	AA	968	A	N1-C6-N6	-9.59	112.85	118.60

Continued on next page...

Continued from previous page...

Mol	Chain	Res	Type	Atoms	Z	Observed(°)	Ideal(°)
54	BA	730	A	N1-C6-N6	-9.59	112.84	118.60
54	BA	896	A	N1-C6-N6	-9.59	112.85	118.60
54	BA	2335	A	N1-C6-N6	-9.59	112.85	118.60
3	AD	12	ARG	NE-CZ-NH1	9.59	125.09	120.30
21	AA	313	A	N1-C6-N6	-9.59	112.85	118.60
21	AA	1434	A	N1-C6-N6	-9.59	112.85	118.60
54	BA	2809	A	N1-C6-N6	-9.57	112.86	118.60
54	BA	1050	A	N1-C6-N6	-9.57	112.86	118.60
54	BA	1650	A	N1-C6-N6	-9.57	112.86	118.60
22	A1	41	A	N1-C6-N6	-9.56	112.86	118.60
55	BB	57	A	N1-C6-N6	-9.56	112.86	118.60
54	BA	590	A	N1-C6-N6	-9.55	112.87	118.60
21	AA	466	A	N1-C6-N6	-9.55	112.87	118.60
54	BA	2670	A	N1-C6-N6	-9.55	112.87	118.60
21	AA	1067	A	N1-C6-N6	-9.55	112.87	118.60
21	AA	1046	A	N1-C6-N6	-9.55	112.87	118.60
21	AA	1377	A	N1-C6-N6	-9.55	112.87	118.60
24	A3	73	A	N1-C6-N6	-9.55	112.87	118.60
54	BA	2170	A	N1-C6-N6	-9.54	112.87	118.60
55	BB	109	A	N1-C6-N6	-9.54	112.88	118.60
21	AA	435	A	N1-C6-N6	-9.54	112.88	118.60
54	BA	348	A	N1-C6-N6	-9.53	112.88	118.60
54	BA	1677	A	N1-C6-N6	-9.53	112.88	118.60
54	BA	532	A	N1-C6-N6	-9.53	112.88	118.60
21	AA	1408	A	N1-C6-N6	-9.52	112.89	118.60
41	BS	25	ARG	NE-CZ-NH1	9.52	125.06	120.30
54	BA	502	A	N1-C6-N6	-9.51	112.89	118.60
21	AA	192	A	N1-C6-N6	-9.51	112.89	118.60
21	AA	892	A	N1-C6-N6	-9.51	112.89	118.60
54	BA	1054	A	N1-C6-N6	-9.51	112.90	118.60
54	BA	197	A	N1-C6-N6	-9.50	112.90	118.60
54	BA	1275	A	N1-C6-N6	-9.50	112.90	118.60
3	AD	114	ARG	NE-CZ-NH1	9.50	125.05	120.30
54	BA	2147	A	N1-C6-N6	-9.50	112.90	118.60
54	BA	627	A	N1-C6-N6	-9.49	112.90	118.60
54	BA	2381	A	N1-C6-N6	-9.49	112.91	118.60
54	BA	1205	A	N1-C6-N6	-9.48	112.91	118.60
54	BA	279	A	N1-C6-N6	-9.48	112.91	118.60
54	BA	2434	A	N1-C6-N6	-9.48	112.91	118.60
54	BA	126	A	N1-C6-N6	-9.48	112.91	118.60
54	BA	300	A	N1-C6-N6	-9.48	112.91	118.60
54	BA	718	A	O4'-C1'-N9	9.48	115.78	108.20

Continued on next page...

Continued from previous page...

Mol	Chain	Res	Type	Atoms	Z	Observed(°)	Ideal(°)
2	AC	58	ARG	NE-CZ-NH1	9.48	125.04	120.30
21	AA	1502	A	N1-C6-N6	-9.48	112.91	118.60
34	BL	48	ARG	NE-CZ-NH1	9.47	125.04	120.30
55	BB	52	A	N1-C6-N6	-9.47	112.92	118.60
21	AA	1418	A	N1-C6-N6	-9.47	112.92	118.60
54	BA	743	A	N1-C6-N6	-9.46	112.92	118.60
54	BA	1534	U	O4'-C1'-N1	9.46	115.77	108.20
21	AA	288	A	N1-C6-N6	-9.45	112.93	118.60
21	AA	1201	A	N1-C6-N6	-9.45	112.93	118.60
21	AA	1151	A	N1-C6-N6	-9.45	112.93	118.60
54	BA	1970	A	N1-C6-N6	-9.44	112.93	118.60
21	AA	172	A	N1-C6-N6	-9.44	112.94	118.60
54	BA	2328	A	N1-C6-N6	-9.44	112.94	118.60
21	AA	1508	A	N1-C6-N6	-9.44	112.94	118.60
21	AA	1238	A	N1-C6-N6	-9.44	112.94	118.60
54	BA	980	A	N1-C6-N6	-9.44	112.94	118.60
21	AA	1398	A	N1-C6-N6	-9.43	112.94	118.60
54	BA	1262	A	N1-C6-N6	-9.43	112.94	118.60
6	AG	108	ARG	NE-CZ-NH1	9.43	125.01	120.30
54	BA	1808	A	N1-C6-N6	-9.43	112.94	118.60
54	BA	575	A	N1-C6-N6	-9.43	112.94	118.60
54	BA	1194	A	N1-C6-N6	-9.43	112.94	118.60
54	BA	2406	A	N1-C6-N6	-9.43	112.94	118.60
54	BA	127	A	N1-C6-N6	-9.42	112.95	118.60
21	AA	194	C	N3-C2-O2	-9.42	115.31	121.90
54	BA	1890	A	N1-C6-N6	-9.42	112.95	118.60
54	BA	1762	A	N1-C6-N6	-9.41	112.95	118.60
22	A1	69	A	N1-C6-N6	-9.41	112.95	118.60
54	BA	1711	A	N1-C6-N6	-9.41	112.96	118.60
54	BA	2031	A	N1-C6-N6	-9.41	112.96	118.60
21	AA	532	A	N1-C6-N6	-9.40	112.96	118.60
21	AA	1288	A	N1-C6-N6	-9.40	112.96	118.60
21	AA	784	A	N1-C6-N6	-9.40	112.96	118.60
54	BA	2851	A	N1-C6-N6	-9.40	112.96	118.60
21	AA	181	A	N1-C6-N6	-9.40	112.96	118.60
21	AA	969	A	N1-C6-N6	-9.40	112.96	118.60
22	A1	58	A	N1-C6-N6	-9.40	112.96	118.60
54	BA	644	A	N1-C6-N6	-9.39	112.96	118.60
54	BA	56	A	N1-C6-N6	-9.39	112.97	118.60
54	BA	1126	A	N1-C6-N6	-9.38	112.97	118.60
54	BA	1586	A	N1-C6-N6	-9.39	112.97	118.60
54	BA	1928	A	N1-C6-N6	-9.39	112.97	118.60

Continued on next page...

Continued from previous page...

Mol	Chain	Res	Type	Atoms	Z	Observed(°)	Ideal(°)
54	BA	1535	A	O4'-C1'-N9	9.38	115.71	108.20
21	AA	642	A	N1-C6-N6	-9.38	112.97	118.60
54	BA	1787	A	N1-C6-N6	-9.38	112.97	118.60
34	BL	60	ARG	NE-CZ-NH1	9.38	124.99	120.30
54	BA	1308	A	N1-C6-N6	-9.37	112.97	118.60
54	BA	1352	U	O4'-C1'-N1	9.37	115.70	108.20
54	BA	1509	A	N1-C6-N6	-9.37	112.98	118.60
21	AA	901	A	N1-C6-N6	-9.37	112.98	118.60
54	BA	783	A	C5-C6-N1	9.37	122.38	117.70
54	BA	1096	A	N1-C6-N6	-9.37	112.98	118.60
21	AA	1214	C	N3-C2-O2	-9.36	115.35	121.90
54	BA	227	A	N1-C6-N6	-9.36	112.98	118.60
54	BA	2076	U	O4'-C1'-N1	9.36	115.69	108.20
54	BA	2547	A	N1-C6-N6	-9.36	112.99	118.60
54	BA	1937	A	N1-C6-N6	-9.35	112.99	118.60
54	BA	599	A	N1-C6-N6	-9.35	112.99	118.60
54	BA	439	A	N1-C6-N6	-9.35	112.99	118.60
54	BA	1241	A	N1-C6-N6	-9.34	112.99	118.60
54	BA	2666	C	O4'-C1'-N1	9.34	115.67	108.20
54	BA	2094	A	N1-C6-N6	-9.34	113.00	118.60
55	BB	15	A	N1-C6-N6	-9.34	113.00	118.60
54	BA	654	A	N1-C6-N6	-9.33	113.00	118.60
21	AA	547	A	N1-C6-N6	-9.33	113.00	118.60
54	BA	613	A	N1-C6-N6	-9.33	113.00	118.60
54	BA	2199	A	N1-C6-N6	-9.33	113.00	118.60
21	AA	315	A	N1-C6-N6	-9.32	113.01	118.60
35	BM	55	ARG	NE-CZ-NH2	9.32	124.96	120.30
21	AA	1082	A	N1-C6-N6	-9.32	113.01	118.60
21	AA	151	A	N1-C6-N6	-9.31	113.01	118.60
54	BA	909	A	N1-C6-N6	-9.31	113.01	118.60
21	AA	1191	A	N1-C6-N6	-9.31	113.01	118.60
34	BL	78	ARG	NE-CZ-NH1	9.31	124.95	120.30
54	BA	1459	G	O4'-C1'-N9	9.31	115.65	108.20
21	AA	179	A	N1-C6-N6	-9.31	113.02	118.60
54	BA	299	A	N1-C6-N6	-9.30	113.02	118.60
21	AA	205	A	N1-C6-N6	-9.30	113.02	118.60
54	BA	988	A	N1-C6-N6	-9.30	113.02	118.60
54	BA	1204	A	N1-C6-N6	-9.29	113.02	118.60
54	BA	2887	A	N1-C6-N6	-9.29	113.02	118.60
54	BA	2284	A	N1-C6-N6	-9.29	113.03	118.60
21	AA	10	A	N1-C6-N6	-9.29	113.03	118.60
21	AA	523	A	N1-C6-N6	-9.29	113.03	118.60

Continued on next page...

Continued from previous page...

Mol	Chain	Res	Type	Atoms	Z	Observed(°)	Ideal(°)
27	BE	114	ARG	NE-CZ-NH1	9.28	124.94	120.30
54	BA	428	A	N1-C6-N6	-9.28	113.03	118.60
21	AA	743	A	N1-C6-N6	-9.28	113.03	118.60
54	BA	5	A	N1-C6-N6	-9.27	113.04	118.60
54	BA	423	A	N1-C6-N6	-9.27	113.04	118.60
54	BA	2433	A	N1-C6-N6	-9.27	113.04	118.60
21	AA	1021	A	N1-C6-N6	-9.26	113.04	118.60
21	AA	576	C	O4'-C1'-N1	9.26	115.61	108.20
21	AA	1289	A	N1-C6-N6	-9.26	113.04	118.60
54	BA	1739	A	N1-C6-N6	-9.26	113.05	118.60
54	BA	2377	A	N1-C6-N6	-9.25	113.05	118.60
21	AA	1054	C	N3-C2-O2	-9.25	115.43	121.90
54	BA	478	A	N1-C6-N6	-9.25	113.05	118.60
54	BA	2478	A	N1-C6-N6	-9.25	113.05	118.60
54	BA	1669	A	N1-C6-N6	-9.24	113.06	118.60
21	AA	19	A	N1-C6-N6	-9.24	113.06	118.60
54	BA	1359	A	N1-C6-N6	-9.24	113.06	118.60
21	AA	602	A	N1-C6-N6	-9.24	113.06	118.60
54	BA	1877	A	N1-C6-N6	-9.23	113.06	118.60
21	AA	16	A	N1-C6-N6	-9.23	113.06	118.60
21	AA	371	A	N1-C6-N6	-9.23	113.06	118.60
21	AA	1441	A	N1-C6-N6	-9.22	113.07	118.60
54	BA	311	A	N1-C6-N6	-9.22	113.07	118.60
54	BA	1821	A	N1-C6-N6	-9.22	113.07	118.60
21	AA	461	A	N1-C6-N6	-9.21	113.07	118.60
54	BA	1960	A	N1-C6-N6	-9.21	113.07	118.60
54	BA	1772	A	N1-C6-N6	-9.21	113.07	118.60
21	AA	250	A	N1-C6-N6	-9.21	113.08	118.60
21	AA	397	A	N1-C6-N6	-9.21	113.08	118.60
21	AA	819	A	N1-C6-N6	-9.21	113.08	118.60
54	BA	347	A	N1-C6-N6	-9.21	113.08	118.60
54	BA	1919	A	N1-C6-N6	-9.20	113.08	118.60
21	AA	1340	A	N1-C6-N6	-9.20	113.08	118.60
54	BA	1265	A	N1-C6-N6	-9.20	113.08	118.60
54	BA	1133	A	N1-C6-N6	-9.20	113.08	118.60
54	BA	38	A	N1-C6-N6	-9.20	113.08	118.60
54	BA	1470	A	N1-C6-N6	-9.20	113.08	118.60
54	BA	1871	A	N1-C6-N6	-9.20	113.08	118.60
21	AA	865	A	N1-C6-N6	-9.19	113.09	118.60
54	BA	2080	A	N1-C6-N6	-9.19	113.09	118.60
21	AA	1269	A	N1-C6-N6	-9.19	113.09	118.60
54	BA	750	A	N1-C6-N6	-9.19	113.09	118.60

Continued on next page...

Continued from previous page...

Mol	Chain	Res	Type	Atoms	Z	Observed(°)	Ideal(°)
12	AM	78	ARG	NE-CZ-NH1	9.18	124.89	120.30
54	BA	354	A	N1-C6-N6	-9.18	113.09	118.60
54	BA	2792	A	N1-C6-N6	-9.18	113.09	118.60
21	AA	23	C	N1-C2-O2	9.17	124.40	118.90
54	BA	371	A	N1-C6-N6	-9.17	113.10	118.60
54	BA	800	A	N1-C6-N6	-9.17	113.10	118.60
29	BG	94	ARG	NE-CZ-NH1	9.17	124.88	120.30
53	B4	36	ARG	NE-CZ-NH1	9.16	124.88	120.30
54	BA	1286	A	N1-C6-N6	-9.16	113.10	118.60
30	BH	123	ARG	NE-CZ-NH1	9.16	124.88	120.30
52	B3	7	ARG	NE-CZ-NH1	9.16	124.88	120.30
54	BA	1009	A	N1-C6-N6	-9.15	113.11	118.60
54	BA	2309	A	N1-C6-N6	-9.15	113.11	118.60
21	AA	889	A	N1-C6-N6	-9.14	113.11	118.60
21	AA	262	A	N1-C6-N6	-9.14	113.11	118.60
54	BA	2119	A	N1-C6-N6	-9.14	113.11	118.60
21	AA	749	A	N1-C6-N6	-9.14	113.12	118.60
22	A1	76	A	N1-C6-N6	-9.14	113.12	118.60
54	BA	1731	G	O4'-C1'-N9	9.14	115.51	108.20
54	BA	2726	A	N1-C6-N6	-9.13	113.12	118.60
21	AA	1430	A	N1-C6-N6	-9.13	113.12	118.60
21	AA	1248	A	N1-C6-N6	-9.12	113.13	118.60
24	A3	11	A	N1-C6-N6	-9.12	113.13	118.60
54	BA	1929	G	O4'-C1'-N9	9.12	115.49	108.20
21	AA	328	C	N1-C2-O2	9.12	124.37	118.90
54	BA	2273	A	N1-C6-N6	-9.12	113.13	118.60
23	A2	79	A	N1-C6-N6	-9.11	113.13	118.60
24	A3	60	A	N1-C6-N6	-9.11	113.14	118.60
54	BA	933	A	N1-C6-N6	-9.11	113.14	118.60
54	BA	631	A	N1-C6-N6	-9.11	113.14	118.60
38	BP	88	ARG	NE-CZ-NH2	-9.10	115.75	120.30
54	BA	1246	A	N1-C6-N6	-9.10	113.14	118.60
54	BA	2211	A	N1-C6-N6	-9.10	113.14	118.60
54	BA	2241	A	N1-C6-N6	-9.10	113.14	118.60
54	BA	941	A	N1-C6-N6	-9.10	113.14	118.60
54	BA	947	A	N1-C6-N6	-9.10	113.14	118.60
3	AD	153	ARG	NE-CZ-NH1	9.09	124.84	120.30
54	BA	1384	A	N1-C6-N6	-9.08	113.15	118.60
21	AA	937	A	N1-C6-N6	-9.08	113.15	118.60
54	BA	1597	A	N1-C6-N6	-9.08	113.15	118.60
21	AA	1518	A	N1-C6-N6	-9.08	113.15	118.60
21	AA	1171	A	N1-C6-N6	-9.07	113.16	118.60

Continued on next page...

Continued from previous page...

Mol	Chain	Res	Type	Atoms	Z	Observed(°)	Ideal(°)
54	BA	1584	U	O4'-C1'-N1	9.07	115.46	108.20
54	BA	454	A	N1-C6-N6	-9.07	113.16	118.60
21	AA	675	A	N1-C6-N6	-9.06	113.16	118.60
54	BA	256	A	N1-C6-N6	-9.06	113.16	118.60
37	BO	16	ARG	NE-CZ-NH1	9.06	124.83	120.30
54	BA	689	A	N1-C6-N6	-9.06	113.17	118.60
45	BW	19	ARG	NE-CZ-NH1	9.05	124.82	120.30
54	BA	675	A	N1-C6-N6	-9.05	113.17	118.60
54	BA	1268	A	N1-C6-N6	-9.05	113.17	118.60
54	BA	2542	A	N1-C6-N6	-9.05	113.17	118.60
54	BA	2587	A	N1-C6-N6	-9.05	113.17	118.60
54	BA	2706	A	N1-C6-N6	-9.05	113.17	118.60
54	BA	1745	A	N1-C6-N6	-9.04	113.17	118.60
54	BA	2051	A	N1-C6-N6	-9.04	113.17	118.60
54	BA	2432	A	N1-C6-N6	-9.04	113.17	118.60
54	BA	1070	A	N1-C6-N6	-9.04	113.18	118.60
54	BA	1508	A	N1-C6-N6	-9.04	113.18	118.60
54	BA	582	A	N1-C6-N6	-9.04	113.18	118.60
54	BA	2727	A	N1-C6-N6	-9.03	113.18	118.60
21	AA	1197	A	N1-C6-N6	-9.03	113.18	118.60
54	BA	866	A	N1-C6-N6	-9.03	113.18	118.60
54	BA	1321	A	N1-C6-N6	-9.03	113.18	118.60
54	BA	2734	A	N1-C6-N6	-9.03	113.18	118.60
54	BA	527	C	N3-C2-O2	-9.02	115.58	121.90
54	BA	2369	A	N1-C6-N6	-9.02	113.19	118.60
22	A1	73	A	N1-C6-N6	-9.02	113.19	118.60
21	AA	306	A	N1-C6-N6	-9.01	113.19	118.60
22	A1	66	A	N1-C6-N6	-9.01	113.19	118.60
54	BA	2058	A	N1-C6-N6	-9.01	113.19	118.60
21	AA	1329	A	N1-C6-N6	-9.00	113.20	118.60
54	BA	346	A	N1-C6-N6	-9.00	113.20	118.60
54	BA	1532	A	N1-C6-N6	-9.00	113.20	118.60
54	BA	125	A	N1-C6-N6	-8.99	113.20	118.60
54	BA	1419	A	N1-C6-N6	-8.99	113.20	118.60
21	AA	197	A	C5-C6-N1	8.99	122.20	117.70
21	AA	298	A	N1-C6-N6	-8.99	113.20	118.60
21	AA	456	A	N1-C6-N6	-8.99	113.21	118.60
54	BA	1610	A	N1-C6-N6	-8.99	113.20	118.60
54	BA	1672	A	N1-C6-N6	-8.99	113.21	118.60
54	BA	2835	A	N1-C6-N6	-8.99	113.21	118.60
54	BA	2212	A	N1-C6-N6	-8.98	113.21	118.60
3	AD	110	ARG	NE-CZ-NH1	8.98	124.79	120.30

Continued on next page...

Continued from previous page...

Mol	Chain	Res	Type	Atoms	Z	Observed(°)	Ideal(°)
21	AA	1480	A	P-O3'-C3'	8.98	130.48	119.70
54	BA	782	A	N1-C6-N6	-8.98	113.21	118.60
54	BA	2317	A	N1-C6-N6	-8.98	113.21	118.60
21	AA	1350	A	N1-C6-N6	-8.97	113.22	118.60
54	BA	959	A	N1-C6-N6	-8.97	113.22	118.60
54	BA	1404	C	O4'-C1'-N1	8.96	115.37	108.20
54	BA	101	A	O4'-C1'-N9	8.96	115.37	108.20
54	BA	1801	A	N1-C6-N6	-8.96	113.22	118.60
54	BA	265	A	N1-C6-N6	-8.96	113.23	118.60
21	AA	914	A	N1-C6-N6	-8.95	113.23	118.60
54	BA	219	A	N1-C6-N6	-8.95	113.23	118.60
21	AA	270	A	N1-C6-N6	-8.94	113.24	118.60
51	B2	34	ARG	NE-CZ-NH2	-8.94	115.83	120.30
54	BA	155	A	N1-C6-N6	-8.94	113.24	118.60
54	BA	94	A	N1-C6-N6	-8.94	113.24	118.60
54	BA	1247	A	N1-C6-N6	-8.93	113.24	118.60
17	AR	72	ARG	NE-CZ-NH1	8.93	124.77	120.30
31	BI	133	ARG	NE-CZ-NH1	8.93	124.77	120.30
54	BA	802	A	N1-C6-N6	-8.93	113.24	118.60
54	BA	182	A	N1-C6-N6	-8.93	113.25	118.60
54	BA	633	A	N1-C6-N6	-8.93	113.25	118.60
54	BA	794	A	N1-C6-N6	-8.93	113.25	118.60
54	BA	928	A	N1-C6-N6	-8.93	113.24	118.60
54	BA	1784	A	N1-C6-N6	-8.92	113.25	118.60
21	AA	1519	A	N1-C6-N6	-8.92	113.25	118.60
8	AI	17	ARG	NE-CZ-NH1	8.92	124.76	120.30
54	BA	1943	U	O4'-C1'-N1	8.92	115.33	108.20
54	BA	961	C	N3-C2-O2	-8.92	115.66	121.90
21	AA	768	A	N1-C6-N6	-8.91	113.25	118.60
54	BA	2740	A	N1-C6-N6	-8.91	113.25	118.60
54	BA	752	A	N1-C6-N6	-8.91	113.25	118.60
54	BA	1938	A	N1-C6-N6	-8.91	113.25	118.60
54	BA	1552	A	N1-C6-N6	-8.91	113.25	118.60
21	AA	718	A	N1-C6-N6	-8.90	113.26	118.60
54	BA	1759	A	N1-C6-N6	-8.90	113.26	118.60
21	AA	547	A	C5-C6-N1	8.90	122.15	117.70
21	AA	411	A	N1-C6-N6	-8.89	113.26	118.60
54	BA	160	A	N1-C6-N6	-8.89	113.27	118.60
21	AA	197	A	N1-C6-N6	-8.89	113.27	118.60
21	AA	1093	A	N1-C6-N6	-8.89	113.27	118.60
54	BA	2132	U	O4'-C1'-N1	8.88	115.31	108.20
21	AA	81	A	N1-C6-N6	-8.88	113.27	118.60

Continued on next page...

Continued from previous page...

Mol	Chain	Res	Type	Atoms	Z	Observed(°)	Ideal(°)
21	AA	246	A	N1-C6-N6	-8.88	113.27	118.60
29	BG	152	ARG	NE-CZ-NH1	8.88	124.74	120.30
54	BA	1320	C	N3-C2-O2	-8.88	115.68	121.90
56	B5	122	ARG	NE-CZ-NH1	8.88	124.74	120.30
54	BA	1214	A	N1-C6-N6	-8.88	113.28	118.60
54	BA	2298	A	N1-C6-N6	-8.87	113.28	118.60
21	AA	183	C	O4'-C1'-N1	8.86	115.29	108.20
45	BW	76	ARG	NE-CZ-NH1	8.86	124.73	120.30
54	BA	1998	A	N1-C6-N6	-8.86	113.28	118.60
54	BA	2516	A	N1-C6-N6	-8.85	113.29	118.60
54	BA	789	A	N1-C6-N6	-8.85	113.29	118.60
54	BA	1008	A	N1-C6-N6	-8.85	113.29	118.60
21	AA	1429	A	N1-C6-N6	-8.84	113.29	118.60
54	BA	1439	A	N1-C6-N6	-8.84	113.29	118.60
54	BA	1393	A	N1-C6-N6	-8.84	113.30	118.60
54	BA	1545	A	N1-C6-N6	-8.84	113.30	118.60
54	BA	449	A	N1-C6-N6	-8.84	113.30	118.60
54	BA	1088	A	N1-C6-N6	-8.83	113.30	118.60
21	AA	1318	A	N1-C6-N6	-8.83	113.31	118.60
11	AL	113	ARG	NE-CZ-NH1	8.82	124.71	120.30
33	BK	105	ARG	NE-CZ-NH1	8.82	124.71	120.30
54	BA	2482	A	N1-C6-N6	-8.82	113.31	118.60
54	BA	1783	A	N1-C6-N6	-8.81	113.31	118.60
54	BA	2858	C	O4'-C1'-N1	8.81	115.25	108.20
54	BA	2868	A	N1-C6-N6	-8.81	113.31	118.60
21	AA	152	A	N1-C6-N6	-8.81	113.31	118.60
54	BA	1722	A	N1-C6-N6	-8.81	113.31	118.60
21	AA	414	A	N1-C6-N6	-8.81	113.31	118.60
21	AA	1394	A	N1-C6-N6	-8.81	113.31	118.60
54	BA	2013	A	N1-C6-N6	-8.81	113.32	118.60
54	BA	982	C	O4'-C1'-N1	8.80	115.24	108.20
54	BA	2158	A	N1-C6-N6	-8.80	113.32	118.60
21	AA	282	A	N1-C6-N6	-8.80	113.32	118.60
54	BA	1404	C	N1-C2-O2	8.80	124.18	118.90
21	AA	338	A	N1-C6-N6	-8.80	113.32	118.60
54	BA	2376	A	N1-C6-N6	-8.80	113.32	118.60
51	B2	14	ARG	NE-CZ-NH1	8.79	124.70	120.30
54	BA	877	A	N1-C6-N6	-8.79	113.33	118.60
21	AA	1179	A	N1-C6-N6	-8.79	113.33	118.60
54	BA	2288	A	N1-C6-N6	-8.79	113.33	118.60
54	BA	1048	A	N1-C6-N6	-8.79	113.33	118.60
21	AA	696	A	N1-C6-N6	-8.79	113.33	118.60

Continued on next page...

Continued from previous page...

Mol	Chain	Res	Type	Atoms	Z	Observed(°)	Ideal(°)
54	BA	1876	A	N1-C6-N6	-8.78	113.33	118.60
23	A2	91	A	N1-C6-N6	-8.78	113.33	118.60
54	BA	1067	A	C5-C6-N1	8.78	122.09	117.70
54	BA	2560	A	N1-C6-N6	-8.78	113.33	118.60
54	BA	415	A	N1-C6-N6	-8.77	113.34	118.60
54	BA	1342	A	N1-C6-N6	-8.77	113.34	118.60
54	BA	1535	A	N1-C6-N6	-8.77	113.34	118.60
54	BA	1609	A	N1-C6-N6	-8.77	113.34	118.60
21	AA	1145	A	C5-C6-N1	8.76	122.08	117.70
11	AL	93	ARG	NE-CZ-NH1	8.76	124.68	120.30
21	AA	906	A	N1-C6-N6	-8.76	113.34	118.60
21	AA	681	A	N1-C6-N6	-8.76	113.35	118.60
54	BA	1027	A	N1-C6-N6	-8.76	113.35	118.60
54	BA	1981	A	N1-C6-N6	-8.76	113.35	118.60
55	BB	50	A	N1-C6-N6	-8.76	113.35	118.60
21	AA	1446	A	C5-C6-N1	8.75	122.08	117.70
5	AF	24	ARG	NE-CZ-NH1	8.75	124.67	120.30
54	BA	820	A	N1-C6-N6	-8.75	113.35	118.60
54	BA	1966	A	N1-C6-N6	-8.75	113.35	118.60
54	BA	1987	A	N1-C6-N6	-8.74	113.35	118.60
54	BA	2682	A	N1-C6-N6	-8.74	113.35	118.60
54	BA	1553	A	N1-C6-N6	-8.74	113.36	118.60
54	BA	1847	A	N1-C6-N6	-8.74	113.36	118.60
54	BA	368	A	N1-C6-N6	-8.73	113.36	118.60
19	AT	73	ARG	NE-CZ-NH1	8.73	124.67	120.30
21	AA	263	A	N1-C6-N6	-8.73	113.36	118.60
21	AA	487	A	N1-C6-N6	-8.73	113.36	118.60
54	BA	1515	A	N1-C6-N6	-8.73	113.36	118.60
54	BA	608	A	N1-C6-N6	-8.73	113.36	118.60
54	BA	22	C	N3-C2-O2	-8.72	115.79	121.90
54	BA	2539	C	O4'-C1'-N1	8.72	115.18	108.20
21	AA	345	C	N3-C2-O2	-8.72	115.80	121.90
54	BA	111	A	N1-C6-N6	-8.72	113.37	118.60
21	AA	1363	A	N1-C6-N6	-8.72	113.37	118.60
54	BA	412	A	N1-C6-N6	-8.72	113.37	118.60
21	AA	1054	C	O4'-C1'-N1	8.72	115.17	108.20
21	AA	553	A	N1-C6-N6	-8.71	113.38	118.60
9	AJ	68	ARG	NE-CZ-NH1	8.71	124.65	120.30
54	BA	42	A	N1-C6-N6	-8.70	113.38	118.60
54	BA	144	A	N1-C6-N6	-8.70	113.38	118.60
54	BA	2639	A	N1-C6-N6	-8.70	113.38	118.60
54	BA	2099	U	O4'-C1'-N1	8.70	115.16	108.20

Continued on next page...

Continued from previous page...

Mol	Chain	Res	Type	Atoms	Z	Observed(°)	Ideal(°)
54	BA	2227	A	N1-C6-N6	-8.69	113.39	118.60
54	BA	1525	A	N1-C6-N6	-8.69	113.39	118.60
54	BA	2104	C	N3-C2-O2	-8.69	115.82	121.90
54	BA	2412	A	N1-C6-N6	-8.68	113.39	118.60
21	AA	1042	A	N1-C6-N6	-8.68	113.39	118.60
54	BA	320	A	N1-C6-N6	-8.68	113.39	118.60
54	BA	507	A	N1-C6-N6	-8.68	113.39	118.60
54	BA	1900	A	N1-C6-N6	-8.68	113.39	118.60
21	AA	1170	A	N1-C6-N6	-8.68	113.39	118.60
54	BA	119	A	C5-C6-N1	8.68	122.04	117.70
54	BA	819	A	C5-C6-N1	8.68	122.04	117.70
55	BB	45	A	C5-C6-N1	8.68	122.04	117.70
21	AA	274	A	N1-C6-N6	-8.67	113.40	118.60
54	BA	1434	A	N1-C6-N6	-8.67	113.40	118.60
54	BA	753	A	N1-C6-N6	-8.67	113.40	118.60
54	BA	2378	A	N1-C6-N6	-8.67	113.40	118.60
21	AA	1092	A	N1-C6-N6	-8.66	113.40	118.60
54	BA	2451	A	N1-C6-N6	-8.66	113.40	118.60
54	BA	1544	A	N1-C6-N6	-8.66	113.41	118.60
54	BA	372	G	O4'-C1'-N9	8.65	115.12	108.20
54	BA	721	A	N1-C6-N6	-8.65	113.41	118.60
54	BA	1413	A	N1-C6-N6	-8.65	113.41	118.60
55	BB	58	A	N1-C6-N6	-8.65	113.41	118.60
54	BA	2766	A	N1-C6-N6	-8.65	113.41	118.60
21	AA	189	A	N1-C6-N6	-8.65	113.41	118.60
54	BA	1794	A	N1-C6-N6	-8.64	113.41	118.60
54	BA	2439	A	N1-C6-N6	-8.64	113.41	118.60
54	BA	514	A	N1-C6-N6	-8.63	113.42	118.60
55	BB	94	A	N1-C6-N6	-8.63	113.42	118.60
21	AA	765	G	O4'-C1'-N9	8.63	115.11	108.20
54	BA	204	A	N1-C6-N6	-8.63	113.42	118.60
21	AA	1169	A	N1-C6-N6	-8.63	113.42	118.60
54	BA	804	A	N1-C6-N6	-8.62	113.43	118.60
21	AA	356	A	N1-C6-N6	-8.62	113.43	118.60
27	BE	102	ARG	NE-CZ-NH1	8.62	124.61	120.30
2	AC	155	ARG	NE-CZ-NH1	8.61	124.61	120.30
21	AA	640	A	N1-C6-N6	-8.61	113.44	118.60
21	AA	50	A	N1-C6-N6	-8.61	113.44	118.60
21	AA	1012	A	N1-C6-N6	-8.61	113.44	118.60
54	BA	44	A	N1-C6-N6	-8.60	113.44	118.60
2	AC	10	ARG	NE-CZ-NH1	8.60	124.60	120.30
54	BA	432	A	N1-C6-N6	-8.60	113.44	118.60

Continued on next page...

Continued from previous page...

Mol	Chain	Res	Type	Atoms	Z	Observed(°)	Ideal(°)
54	BA	547	A	N1-C6-N6	-8.60	113.44	118.60
54	BA	1165	A	N1-C6-N6	-8.60	113.44	118.60
21	AA	60	A	N1-C6-N6	-8.60	113.44	118.60
21	AA	1229	A	N1-C6-N6	-8.60	113.44	118.60
54	BA	2503	A	N1-C6-N6	-8.60	113.44	118.60
54	BA	2070	A	N1-C6-N6	-8.59	113.45	118.60
21	AA	432	A	N1-C6-N6	-8.59	113.45	118.60
54	BA	1383	A	N1-C6-N6	-8.59	113.45	118.60
54	BA	1253	A	N1-C6-N6	-8.59	113.45	118.60
21	AA	161	A	N1-C6-N6	-8.58	113.45	118.60
54	BA	2518	A	C5-C6-N1	8.58	121.99	117.70
54	BA	89	A	N1-C6-N6	-8.58	113.45	118.60
54	BA	1754	A	N1-C6-N6	-8.58	113.45	118.60
54	BA	1870	C	N3-C2-O2	-8.58	115.89	121.90
21	AA	607	A	N1-C6-N6	-8.58	113.45	118.60
42	BT	6	ARG	NE-CZ-NH1	8.58	124.59	120.30
54	BA	666	A	N1-C6-N6	-8.58	113.45	118.60
54	BA	2336	A	N1-C6-N6	-8.58	113.45	118.60
21	AA	573	A	N1-C6-N6	-8.57	113.46	118.60
21	AA	706	A	N1-C6-N6	-8.57	113.46	118.60
21	AA	802	A	N1-C6-N6	-8.57	113.46	118.60
54	BA	2426	A	N1-C6-N6	-8.56	113.46	118.60
54	BA	2311	A	N1-C6-N6	-8.56	113.46	118.60
21	AA	65	A	N1-C6-N6	-8.56	113.47	118.60
54	BA	2758	A	C5-C6-N1	8.56	121.98	117.70
54	BA	352	A	N1-C6-N6	-8.56	113.47	118.60
55	BB	59	A	N1-C6-N6	-8.56	113.47	118.60
54	BA	1040	A	C5-C6-N1	8.55	121.98	117.70
54	BA	2104	C	N1-C2-O2	8.55	124.03	118.90
54	BA	2184	A	N1-C6-N6	-8.55	113.47	118.60
54	BA	2411	A	C5-C6-N1	8.55	121.97	117.70
54	BA	1169	A	N1-C6-N6	-8.55	113.47	118.60
54	BA	1090	A	N1-C6-N6	-8.54	113.47	118.60
54	BA	429	A	N1-C6-N6	-8.54	113.47	118.60
54	BA	2088	A	N1-C6-N6	-8.54	113.47	118.60
54	BA	1095	A	O4'-C1'-N9	8.54	115.03	108.20
54	BA	1679	A	C5-C6-N1	8.54	121.97	117.70
21	AA	712	A	N1-C6-N6	-8.54	113.48	118.60
54	BA	1616	A	N1-C6-N6	-8.54	113.48	118.60
54	BA	241	A	N1-C6-N6	-8.54	113.48	118.60
54	BA	896	A	C5-C6-N1	8.53	121.97	117.70
54	BA	1640	A	N1-C6-N6	-8.53	113.48	118.60

Continued on next page...

Continued from previous page...

Mol	Chain	Res	Type	Atoms	Z	Observed(°)	Ideal(°)
54	BA	2019	A	N1-C6-N6	-8.53	113.48	118.60
47	BY	29	ARG	NE-CZ-NH1	8.52	124.56	120.30
21	AA	349	A	N1-C6-N6	-8.51	113.50	118.60
24	A3	45	A	N1-C6-N6	-8.51	113.50	118.60
54	BA	1847	A	C5-C6-N1	8.51	121.95	117.70
21	AA	344	A	C5-C6-N1	8.51	121.95	117.70
54	BA	2173	A	N1-C6-N6	-8.51	113.50	118.60
54	BA	2424	C	N3-C2-O2	-8.51	115.94	121.90
54	BA	2602	A	N1-C6-N6	-8.51	113.50	118.60
54	BA	2198	A	N1-C6-N6	-8.50	113.50	118.60
21	AA	238	A	N1-C6-N6	-8.50	113.50	118.60
54	BA	1175	A	N1-C6-N6	-8.50	113.50	118.60
54	BA	1269	A	N1-C6-N6	-8.50	113.50	118.60
54	BA	1689	A	N1-C6-N6	-8.50	113.50	118.60
21	AA	282	A	C5-C6-N1	8.49	121.95	117.70
24	A3	58	A	N1-C6-N6	-8.49	113.50	118.60
54	BA	430	A	N1-C6-N6	-8.49	113.50	118.60
54	BA	1073	A	N1-C6-N6	-8.49	113.50	118.60
54	BA	2327	A	N1-C6-N6	-8.49	113.50	118.60
21	AA	1267	C	N1-C2-O2	8.48	123.99	118.90
54	BA	756	A	N1-C6-N6	-8.48	113.51	118.60
54	BA	2476	A	N1-C6-N6	-8.48	113.51	118.60
21	AA	600	A	N1-C6-N6	-8.48	113.51	118.60
54	BA	2829	A	C5-C6-N1	8.48	121.94	117.70
25	BC	269	ARG	NE-CZ-NH2	8.48	124.54	120.30
54	BA	1717	A	N1-C6-N6	-8.47	113.52	118.60
54	BA	2900	A	N1-C6-N6	-8.47	113.52	118.60
54	BA	2799	A	N1-C6-N6	-8.47	113.52	118.60
54	BA	2750	A	N1-C6-N6	-8.47	113.52	118.60
54	BA	147	C	O4'-C1'-N1	8.46	114.97	108.20
55	BB	39	A	N1-C6-N6	-8.46	113.52	118.60
21	AA	510	A	C5-C6-N1	8.46	121.93	117.70
21	AA	1201	A	C5-C6-N1	8.46	121.93	117.70
21	AA	1437	A	N1-C6-N6	-8.46	113.52	118.60
54	BA	1502	A	N1-C6-N6	-8.46	113.52	118.60
21	AA	1428	A	N1-C6-N6	-8.46	113.53	118.60
54	BA	592	A	N1-C6-N6	-8.46	113.53	118.60
54	BA	53	A	N1-C6-N6	-8.46	113.53	118.60
21	AA	780	A	C5-C6-N1	8.45	121.93	117.70
54	BA	1815	A	N1-C6-N6	-8.45	113.53	118.60
54	BA	443	A	N1-C6-N6	-8.45	113.53	118.60
54	BA	104	A	N1-C6-N6	-8.45	113.53	118.60

Continued on next page...

Continued from previous page...

Mol	Chain	Res	Type	Atoms	Z	Observed(°)	Ideal(°)
21	AA	621	A	N1-C6-N6	-8.45	113.53	118.60
54	BA	2453	A	C5-C6-N1	8.45	121.92	117.70
6	AG	95	ARG	NE-CZ-NH1	8.44	124.52	120.30
54	BA	346	A	C5-C6-N1	8.44	121.92	117.70
54	BA	981	A	N1-C6-N6	-8.44	113.54	118.60
21	AA	1219	A	N1-C6-N6	-8.44	113.54	118.60
54	BA	899	A	N1-C6-N6	-8.44	113.54	118.60
21	AA	1507	A	N1-C6-N6	-8.44	113.54	118.60
54	BA	204	A	C5-C6-N1	8.44	121.92	117.70
21	AA	50	A	C5-C6-N1	8.43	121.91	117.70
54	BA	602	A	N1-C6-N6	-8.43	113.55	118.60
54	BA	2662	A	N1-C6-N6	-8.42	113.55	118.60
25	BC	68	ARG	NE-CZ-NH1	8.42	124.51	120.30
54	BA	1548	A	N1-C6-N6	-8.42	113.55	118.60
54	BA	2435	A	N1-C6-N6	-8.42	113.55	118.60
1	AB	138	ARG	NE-CZ-NH1	8.41	124.51	120.30
21	AA	1493	A	C5-C6-N1	8.41	121.90	117.70
54	BA	1392	A	C5-C6-N1	8.41	121.90	117.70
54	BA	2748	A	N1-C6-N6	-8.40	113.56	118.60
21	AA	1044	A	N1-C6-N6	-8.40	113.56	118.60
23	A2	82	A	N1-C6-N6	-8.39	113.56	118.60
55	BB	15	A	C5-C6-N1	8.39	121.90	117.70
21	AA	315	A	C5-C6-N1	8.39	121.90	117.70
54	BA	2278	A	N1-C6-N6	-8.39	113.56	118.60
54	BA	2503	A	O4'-C1'-N9	8.39	114.91	108.20
21	AA	845	A	C5-C6-N1	8.38	121.89	117.70
54	BA	1786	A	N1-C6-N6	-8.38	113.57	118.60
54	BA	1927	A	N1-C6-N6	-8.38	113.57	118.60
54	BA	103	A	N1-C6-N6	-8.38	113.57	118.60
7	AH	83	ARG	NE-CZ-NH1	8.38	124.49	120.30
21	AA	373	A	N1-C6-N6	-8.38	113.58	118.60
21	AA	819	A	C5-C6-N1	8.37	121.89	117.70
21	AA	502	A	N1-C6-N6	-8.37	113.58	118.60
54	BA	2274	A	N1-C6-N6	-8.37	113.58	118.60
21	AA	452	A	N1-C6-N6	-8.36	113.58	118.60
54	BA	1528	A	N1-C6-N6	-8.37	113.58	118.60
54	BA	2287	A	N1-C6-N6	-8.37	113.58	118.60
21	AA	1158	C	N3-C2-O2	-8.36	116.05	121.90
54	BA	1549	A	N1-C6-N6	-8.36	113.58	118.60
21	AA	325	A	N1-C6-N6	-8.36	113.59	118.60
54	BA	621	A	N1-C6-N6	-8.36	113.59	118.60
54	BA	2191	A	N1-C6-N6	-8.35	113.59	118.60

Continued on next page...

Continued from previous page...

Mol	Chain	Res	Type	Atoms	Z	Observed(°)	Ideal(°)
54	BA	2451	A	C5-C6-N1	8.35	121.88	117.70
21	AA	459	A	N1-C6-N6	-8.35	113.59	118.60
32	BJ	27	ARG	NE-CZ-NH1	8.35	124.47	120.30
54	BA	265	A	C5-C6-N1	8.35	121.87	117.70
54	BA	1069	A	N1-C6-N6	-8.35	113.59	118.60
54	BA	2856	A	N1-C6-N6	-8.35	113.59	118.60
21	AA	949	A	C5-C6-N1	8.34	121.87	117.70
54	BA	233	A	N1-C6-N6	-8.34	113.60	118.60
11	AL	35	ARG	NE-CZ-NH1	8.34	124.47	120.30
21	AA	754	C	N3-C2-O2	-8.34	116.07	121.90
54	BA	384	A	N1-C6-N6	-8.34	113.60	118.60
54	BA	637	A	N1-C6-N6	-8.34	113.60	118.60
30	BH	50	ARG	NE-CZ-NH1	8.33	124.47	120.30
54	BA	1451	C	N1-C2-O2	8.33	123.90	118.90
21	AA	596	A	N1-C6-N6	-8.33	113.60	118.60
21	AA	1375	A	N1-C6-N6	-8.33	113.60	118.60
51	B2	3	ARG	NE-CZ-NH2	8.33	124.46	120.30
54	BA	173	A	N1-C6-N6	-8.33	113.61	118.60
54	BA	2307	G	O4'-C1'-N9	8.33	114.86	108.20
54	BA	1057	A	N1-C6-N6	-8.32	113.61	118.60
54	BA	1350	C	N3-C2-O2	-8.32	116.07	121.90
54	BA	1496	A	N1-C6-N6	-8.32	113.61	118.60
54	BA	1373	A	N1-C6-N6	-8.32	113.61	118.60
54	BA	2541	A	N1-C6-N6	-8.32	113.61	118.60
21	AA	352	C	N3-C2-O2	-8.32	116.08	121.90
54	BA	2657	A	N1-C6-N6	-8.31	113.61	118.60
54	BA	974	G	O4'-C1'-N9	8.31	114.85	108.20
54	BA	1367	A	N1-C6-N6	-8.31	113.61	118.60
54	BA	2406	A	C5-C6-N1	8.31	121.86	117.70
54	BA	2503	A	C5-C6-N1	8.31	121.86	117.70
12	AM	89	ARG	NE-CZ-NH1	8.31	124.45	120.30
54	BA	1080	A	N1-C6-N6	-8.31	113.62	118.60
37	BO	33	ARG	NE-CZ-NH1	8.31	124.45	120.30
54	BA	1913	A	N1-C6-N6	-8.30	113.62	118.60
21	AA	959	A	N1-C6-N6	-8.30	113.62	118.60
24	A3	74	A	C5-C6-N1	8.30	121.85	117.70
54	BA	222	A	C5-C6-N1	8.30	121.85	117.70
54	BA	1570	A	N1-C6-N6	-8.30	113.62	118.60
21	AA	1102	A	N1-C6-N6	-8.30	113.62	118.60
54	BA	1469	A	N1-C6-N6	-8.30	113.62	118.60
21	AA	889	A	C5-C6-N1	8.30	121.85	117.70
54	BA	1977	A	N1-C6-N6	-8.30	113.62	118.60

Continued on next page...

Continued from previous page...

Mol	Chain	Res	Type	Atoms	Z	Observed(°)	Ideal(°)
54	BA	472	A	N1-C6-N6	-8.30	113.62	118.60
54	BA	1654	A	N1-C6-N6	-8.30	113.62	118.60
21	AA	792	A	N1-C6-N6	-8.29	113.62	118.60
21	AA	977	A	N1-C6-N6	-8.29	113.62	118.60
21	AA	807	A	N1-C6-N6	-8.29	113.63	118.60
54	BA	2826	A	N1-C6-N6	-8.29	113.63	118.60
21	AA	687	A	N1-C6-N6	-8.28	113.63	118.60
54	BA	2062	A	C5-C6-N1	8.28	121.84	117.70
21	AA	1430	A	C5-C6-N1	8.28	121.84	117.70
39	BQ	27	ARG	NE-CZ-NH1	8.28	124.44	120.30
54	BA	892	A	N1-C6-N6	-8.27	113.64	118.60
54	BA	1431	A	N1-C6-N6	-8.27	113.64	118.60
54	BA	1722	A	C5-C6-N1	8.27	121.84	117.70
54	BA	2614	A	C5-C6-N1	8.27	121.84	117.70
21	AA	746	A	N1-C6-N6	-8.27	113.64	118.60
55	BB	73	A	N1-C6-N6	-8.27	113.64	118.60
21	AA	1016	A	N1-C6-N6	-8.26	113.64	118.60
21	AA	1503	A	C5-C6-N1	8.26	121.83	117.70
54	BA	483	A	C5-C6-N1	8.26	121.83	117.70
54	BA	131	A	N1-C6-N6	-8.26	113.65	118.60
54	BA	2497	A	N1-C6-N6	-8.25	113.65	118.60
54	BA	2530	A	N1-C6-N6	-8.25	113.65	118.60
54	BA	1735	A	N1-C6-N6	-8.25	113.65	118.60
21	AA	32	A	C5-C6-N1	8.24	121.82	117.70
54	BA	322	A	N1-C6-N6	-8.24	113.65	118.60
55	BB	104	A	N1-C6-N6	-8.24	113.66	118.60
21	AA	1346	A	N1-C6-N6	-8.24	113.66	118.60
54	BA	2117	A	C5-C6-N1	8.24	121.82	117.70
54	BA	2665	A	N1-C6-N6	-8.24	113.66	118.60
38	BP	20	ARG	NE-CZ-NH1	8.23	124.42	120.30
21	AA	574	A	N1-C6-N6	-8.23	113.66	118.60
21	AA	768	A	C5-C6-N1	8.23	121.82	117.70
54	BA	1760	C	N3-C2-O2	-8.23	116.14	121.90
54	BA	2173	A	C5-C6-N1	8.23	121.81	117.70
7	AH	87	ARG	NE-CZ-NH2	8.22	124.41	120.30
21	AA	1306	A	N1-C6-N6	-8.22	113.67	118.60
19	AT	17	ARG	NE-CZ-NH1	8.22	124.41	120.30
21	AA	262	A	C5-C6-N1	8.22	121.81	117.70
21	AA	1513	A	N1-C6-N6	-8.22	113.67	118.60
21	AA	353	A	O4'-C1'-N9	8.21	114.77	108.20
54	BA	2634	A	N1-C6-N6	-8.21	113.67	118.60
54	BA	2860	A	N1-C6-N6	-8.21	113.67	118.60

Continued on next page...

Continued from previous page...

Mol	Chain	Res	Type	Atoms	Z	Observed(°)	Ideal(°)
21	AA	728	A	C5-C6-N1	8.21	121.80	117.70
54	BA	1264	A	C5-C6-N1	8.21	121.80	117.70
21	AA	938	A	C5-C6-N1	8.20	121.80	117.70
54	BA	161	A	N1-C6-N6	-8.20	113.68	118.60
54	BA	466	A	N1-C6-N6	-8.20	113.68	118.60
54	BA	1393	A	C5-C6-N1	8.20	121.80	117.70
54	BA	2054	A	N1-C6-N6	-8.20	113.68	118.60
21	AA	1280	A	N1-C6-N6	-8.20	113.68	118.60
54	BA	676	A	N1-C6-N6	-8.20	113.68	118.60
21	AA	872	A	C1'-O4'-C4'	-8.19	103.35	109.90
54	BA	73	A	N1-C6-N6	-8.19	113.69	118.60
54	BA	983	A	N1-C6-N6	-8.19	113.69	118.60
54	BA	2114	A	N1-C6-N6	-8.19	113.69	118.60
21	AA	600	A	C5-C6-N1	8.19	121.79	117.70
37	BO	7	ARG	NE-CZ-NH1	8.18	124.39	120.30
18	AS	2	ARG	NE-CZ-NH1	8.18	124.39	120.30
54	BA	332	A	C5-C6-N1	8.18	121.79	117.70
54	BA	890	C	N3-C2-O2	-8.18	116.17	121.90
54	BA	1103	A	N1-C6-N6	-8.18	113.69	118.60
21	AA	74	A	N1-C6-N6	-8.18	113.69	118.60
21	AA	935	A	N1-C6-N6	-8.18	113.69	118.60
54	BA	371	A	C5-C6-N1	8.18	121.79	117.70
54	BA	2297	A	N1-C6-N6	-8.18	113.69	118.60
21	AA	673	A	N1-C6-N6	-8.17	113.70	118.60
21	AA	729	A	N1-C6-N6	-8.17	113.70	118.60
21	AA	1360	A	N1-C6-N6	-8.17	113.70	118.60
21	AA	1437	A	C5-C6-N1	8.17	121.78	117.70
54	BA	2584	U	O4'-C1'-N1	8.17	114.74	108.20
8	AI	79	ARG	NE-CZ-NH1	8.17	124.38	120.30
25	BC	188	ARG	NE-CZ-NH1	8.16	124.38	120.30
54	BA	829	A	N1-C6-N6	-8.16	113.70	118.60
21	AA	909	A	N1-C6-N6	-8.16	113.70	118.60
21	AA	1022	A	N1-C6-N6	-8.16	113.70	118.60
21	AA	33	A	N1-C6-N6	-8.16	113.70	118.60
36	BN	96	ARG	NE-CZ-NH1	8.16	124.38	120.30
54	BA	1304	A	N1-C6-N6	-8.16	113.71	118.60
7	AH	113	ARG	NE-CZ-NH1	8.15	124.38	120.30
54	BA	2266	A	N1-C6-N6	-8.15	113.71	118.60
54	BA	1590	A	C5-C6-N1	8.14	121.77	117.70
54	BA	2198	A	O4'-C1'-N9	8.14	114.72	108.20
21	AA	1157	A	N1-C6-N6	-8.14	113.71	118.60
54	BA	911	A	N1-C6-N6	-8.14	113.71	118.60

Continued on next page...

Continued from previous page...

Mol	Chain	Res	Type	Atoms	Z	Observed(°)	Ideal(°)
54	BA	2163	A	C5-C6-N1	8.14	121.77	117.70
54	BA	2752	C	N3-C2-O2	-8.14	116.20	121.90
21	AA	51	A	N1-C6-N6	-8.14	113.72	118.60
21	AA	460	A	N1-C6-N6	-8.14	113.72	118.60
21	AA	663	A	C5-C6-N1	8.14	121.77	117.70
29	BG	148	ARG	NE-CZ-NH1	8.14	124.37	120.30
54	BA	146	A	C5-C6-N1	8.14	121.77	117.70
54	BA	661	A	N1-C6-N6	-8.14	113.72	118.60
21	AA	753	A	N1-C6-N6	-8.14	113.72	118.60
54	BA	6	A	N1-C6-N6	-8.14	113.72	118.60
54	BA	1952	A	N1-C6-N6	-8.13	113.72	118.60
54	BA	2453	A	N1-C6-N6	-8.13	113.72	118.60
54	BA	1284	A	N1-C6-N6	-8.13	113.72	118.60
54	BA	1385	A	N1-C6-N6	-8.13	113.72	118.60
54	BA	1761	C	N3-C2-O2	-8.13	116.21	121.90
21	AA	393	A	C4-C5-C6	-8.13	112.94	117.00
21	AA	468	A	N1-C6-N6	-8.12	113.73	118.60
21	AA	1150	A	N1-C6-N6	-8.12	113.72	118.60
48	BZ	29	ARG	NE-CZ-NH1	8.12	124.36	120.30
21	AA	98	A	N1-C6-N6	-8.12	113.73	118.60
54	BA	2092	U	O4'-C1'-N1	8.12	114.70	108.20
21	AA	919	A	N1-C6-N6	-8.12	113.73	118.60
54	BA	162	U	O4'-C1'-N1	8.12	114.69	108.20
54	BA	1354	A	N1-C6-N6	-8.12	113.73	118.60
54	BA	706	A	N1-C6-N6	-8.11	113.73	118.60
54	BA	1104	C	N3-C2-O2	-8.12	116.22	121.90
21	AA	78	A	N1-C6-N6	-8.11	113.73	118.60
21	AA	1271	A	N1-C6-N6	-8.11	113.73	118.60
54	BA	2020	A	N1-C6-N6	-8.11	113.73	118.60
21	AA	878	A	N1-C6-N6	-8.11	113.74	118.60
54	BA	1254	A	N1-C6-N6	-8.11	113.74	118.60
54	BA	1848	A	C5-C6-N1	8.11	121.75	117.70
21	AA	356	A	C5-C6-N1	8.10	121.75	117.70
54	BA	1366	A	C5-C6-N1	8.10	121.75	117.70
54	BA	2589	A	N1-C6-N6	-8.10	113.74	118.60
21	AA	1396	A	N1-C6-N6	-8.10	113.74	118.60
54	BA	2800	A	N1-C6-N6	-8.10	113.74	118.60
21	AA	1132	C	N3-C2-O2	-8.10	116.23	121.90
12	AM	70	ARG	NE-CZ-NH1	8.10	124.35	120.30
21	AA	1299	A	N1-C6-N6	-8.10	113.74	118.60
34	BL	69	ARG	NE-CZ-NH1	8.10	124.35	120.30
54	BA	655	A	C5-C6-N1	8.10	121.75	117.70

Continued on next page...

Continued from previous page...

Mol	Chain	Res	Type	Atoms	Z	Observed(°)	Ideal(°)
54	BA	1652	A	N1-C6-N6	-8.10	113.74	118.60
54	BA	1746	A	N1-C6-N6	-8.10	113.74	118.60
21	AA	815	A	N1-C6-N6	-8.09	113.75	118.60
54	BA	742	A	N1-C6-N6	-8.09	113.75	118.60
54	BA	982	C	N3-C2-O2	-8.09	116.24	121.90
54	BA	203	A	N1-C6-N6	-8.09	113.75	118.60
54	BA	497	A	N1-C6-N6	-8.09	113.75	118.60
14	AO	87	ARG	NE-CZ-NH1	8.08	124.34	120.30
21	AA	152	A	C5-C6-N1	8.08	121.74	117.70
54	BA	1453	A	N1-C6-N6	-8.08	113.75	118.60
54	BA	2101	A	N1-C6-N6	-8.08	113.75	118.60
54	BA	49	A	C5-C6-N1	8.08	121.74	117.70
54	BA	592	A	C5-C6-N1	8.08	121.74	117.70
54	BA	1133	A	C5-C6-N1	8.08	121.74	117.70
54	BA	213	A	N1-C6-N6	-8.07	113.76	118.60
54	BA	1936	A	N1-C6-N6	-8.07	113.76	118.60
54	BA	788	A	N1-C6-N6	-8.07	113.76	118.60
54	BA	1978	A	N1-C6-N6	-8.07	113.76	118.60
21	AA	143	A	N1-C6-N6	-8.06	113.76	118.60
54	BA	1901	A	N1-C6-N6	-8.06	113.76	118.60
54	BA	21	A	N1-C6-N6	-8.06	113.76	118.60
54	BA	152	A	N1-C6-N6	-8.06	113.76	118.60
35	BM	66	ARG	NE-CZ-NH1	8.06	124.33	120.30
43	BU	5	ARG	NE-CZ-NH1	8.06	124.33	120.30
18	AS	2	ARG	NE-CZ-NH2	-8.05	116.28	120.30
21	AA	327	A	N1-C6-N6	-8.05	113.77	118.60
22	A1	14	A	N1-C6-N6	-8.05	113.77	118.60
54	BA	1314	C	N3-C2-O2	-8.05	116.27	121.90
21	AA	431	A	N1-C6-N6	-8.04	113.77	118.60
54	BA	1230	A	N1-C6-N6	-8.04	113.78	118.60
55	BB	99	A	N1-C6-N6	-8.04	113.78	118.60
21	AA	412	A	C5-C6-N1	8.04	121.72	117.70
21	AA	1197	A	C5-C6-N1	8.04	121.72	117.70
21	AA	1257	A	N1-C6-N6	-8.04	113.78	118.60
54	BA	2781	A	N1-C6-N6	-8.03	113.78	118.60
21	AA	8	A	C5-C6-N1	8.03	121.72	117.70
44	BV	21	ARG	NE-CZ-NH1	8.03	124.32	120.30
21	AA	814	A	N1-C6-N6	-8.03	113.78	118.60
54	BA	1872	A	N1-C6-N6	-8.03	113.78	118.60
54	BA	2736	A	N1-C6-N6	-8.03	113.78	118.60
21	AA	533	A	N1-C6-N6	-8.03	113.78	118.60
21	AA	1429	A	C5-C6-N1	8.03	121.71	117.70

Continued on next page...

Continued from previous page...

Mol	Chain	Res	Type	Atoms	Z	Observed(°)	Ideal(°)
55	BB	58	A	C5-C6-N1	8.03	121.71	117.70
24	A3	74	A	N1-C6-N6	-8.02	113.79	118.60
21	AA	108	G	O4'-C1'-N9	8.02	114.62	108.20
21	AA	183	C	N1-C2-O2	8.02	123.71	118.90
54	BA	1603	A	N1-C6-N6	-8.02	113.79	118.60
21	AA	430	A	N1-C6-N6	-8.02	113.79	118.60
34	BL	123	ARG	NE-CZ-NH1	8.02	124.31	120.30
17	AR	56	ARG	NE-CZ-NH1	8.02	124.31	120.30
21	AA	1468	A	C5-C6-N1	8.02	121.71	117.70
54	BA	340	A	N1-C6-N6	-8.02	113.79	118.60
25	BC	216	ARG	NE-CZ-NH1	8.02	124.31	120.30
54	BA	668	A	N1-C6-N6	-8.01	113.79	118.60
54	BA	1403	A	C5-C6-N1	8.01	121.71	117.70
54	BA	1134	A	N1-C6-N6	-8.01	113.79	118.60
54	BA	1866	A	C5-C6-N1	8.01	121.70	117.70
21	AA	196	A	C5-C6-N1	8.01	121.70	117.70
21	AA	55	A	N1-C6-N6	-8.01	113.80	118.60
21	AA	523	A	C5-C6-N1	8.01	121.70	117.70
21	AA	946	A	N1-C6-N6	-8.01	113.80	118.60
25	BC	202	ARG	NE-CZ-NH1	8.01	124.30	120.30
54	BA	627	A	C5-C6-N1	8.01	121.70	117.70
54	BA	793	A	C5-C6-N1	8.01	121.70	117.70
54	BA	1028	A	C5-C6-N1	8.01	121.70	117.70
54	BA	1086	A	C5-C6-N1	8.01	121.70	117.70
54	BA	1302	A	C5-C6-N1	8.01	121.70	117.70
21	AA	759	A	N1-C6-N6	-8.00	113.80	118.60
21	AA	321	A	N1-C6-N6	-8.00	113.80	118.60
21	AA	621	A	C5-C6-N1	8.00	121.70	117.70
54	BA	1606	C	N3-C2-O2	-8.00	116.30	121.90
54	BA	2411	A	N1-C6-N6	-8.00	113.80	118.60
54	BA	1070	A	C5-C6-N1	7.99	121.70	117.70
54	BA	613	A	C5-C6-N1	7.99	121.69	117.70
54	BA	2476	A	C5-C6-N1	7.99	121.69	117.70
23	A2	79	A	C5-C6-N1	7.99	121.69	117.70
54	BA	2879	A	C5-C6-N1	7.99	121.69	117.70
54	BA	477	A	C5-C6-N1	7.99	121.69	117.70
54	BA	2430	A	C5-C6-N1	7.99	121.69	117.70
54	BA	2758	A	N1-C6-N6	-7.99	113.81	118.60
21	AA	499	A	N1-C6-N6	-7.98	113.81	118.60
21	AA	1269	A	C5-C6-N1	7.98	121.69	117.70
54	BA	1046	A	N1-C6-N6	-7.98	113.81	118.60
54	BA	2311	A	C5-C6-N1	7.98	121.69	117.70

Continued on next page...

Continued from previous page...

Mol	Chain	Res	Type	Atoms	Z	Observed(°)	Ideal(°)
54	BA	2682	A	C5-C6-N1	7.98	121.69	117.70
27	BE	170	ARG	NE-CZ-NH1	7.98	124.29	120.30
54	BA	196	A	N1-C6-N6	-7.98	113.81	118.60
21	AA	546	A	N1-C6-N6	-7.98	113.81	118.60
54	BA	101	A	C5-C6-N1	7.98	121.69	117.70
54	BA	1286	A	C5-C6-N1	7.98	121.69	117.70
54	BA	1641	A	N1-C6-N6	-7.98	113.81	118.60
54	BA	1785	A	C5-C6-N1	7.98	121.69	117.70
21	AA	1196	A	C5-C6-N1	7.98	121.69	117.70
54	BA	761	A	N1-C6-N6	-7.98	113.81	118.60
47	BY	52	ARG	NE-CZ-NH1	7.97	124.29	120.30
54	BA	176	A	N1-C6-N6	-7.97	113.81	118.60
54	BA	345	A	N1-C6-N6	-7.97	113.81	118.60
54	BA	1551	A	C5-C6-N1	7.97	121.69	117.70
54	BA	311	A	C5-C6-N1	7.97	121.69	117.70
54	BA	1413	A	C5-C6-N1	7.97	121.69	117.70
54	BA	1111	A	N1-C6-N6	-7.97	113.82	118.60
21	AA	583	A	N1-C6-N6	-7.97	113.82	118.60
54	BA	146	A	N1-C6-N6	-7.97	113.82	118.60
54	BA	2823	A	N1-C6-N6	-7.97	113.82	118.60
54	BA	1403	A	N1-C6-N6	-7.97	113.82	118.60
54	BA	2097	A	N1-C6-N6	-7.97	113.82	118.60
54	BA	2158	A	C5-C6-N1	7.97	121.68	117.70
54	BA	2176	A	N1-C6-N6	-7.97	113.82	118.60
54	BA	118	A	N1-C6-N6	-7.96	113.82	118.60
54	BA	979	A	C5-C6-N1	7.96	121.68	117.70
54	BA	1816	C	N3-C2-O2	-7.96	116.32	121.90
54	BA	2129	C	N3-C2-O2	-7.96	116.32	121.90
54	BA	2573	C	N3-C2-O2	-7.96	116.33	121.90
21	AA	978	A	N1-C6-N6	-7.96	113.83	118.60
54	BA	278	A	C5-C6-N1	7.96	121.68	117.70
54	BA	2776	A	P-O3'-C3'	7.96	129.25	119.70
21	AA	1413	A	N1-C6-N6	-7.95	113.83	118.60
35	BM	50	ARG	NE-CZ-NH1	7.95	124.28	120.30
21	AA	1117	A	N1-C6-N6	-7.95	113.83	118.60
21	AA	1277	C	N3-C2-O2	-7.95	116.34	121.90
21	AA	228	A	N1-C6-N6	-7.95	113.83	118.60
54	BA	878	A	N1-C6-N6	-7.95	113.83	118.60
21	AA	1004	A	N1-C6-N6	-7.94	113.83	118.60
21	AA	1167	A	C5-C6-N1	7.94	121.67	117.70
21	AA	1257	A	C5-C6-N1	7.94	121.67	117.70
54	BA	457	A	N1-C6-N6	-7.94	113.83	118.60

Continued on next page...

Continued from previous page...

Mol	Chain	Res	Type	Atoms	Z	Observed(°)	Ideal(°)
54	BA	2635	A	N1-C6-N6	-7.94	113.83	118.60
21	AA	1054	C	N1-C2-O2	7.94	123.66	118.90
21	AA	253	A	N1-C6-N6	-7.94	113.84	118.60
54	BA	1307	A	C5-C6-N1	7.94	121.67	117.70
54	BA	2062	A	N1-C6-N6	-7.94	113.84	118.60
54	BA	2126	A	N1-C6-N6	-7.94	113.84	118.60
54	BA	2154	A	C5-C6-N1	7.94	121.67	117.70
22	A1	6	A	N1-C6-N6	-7.93	113.84	118.60
21	AA	71	A	C4-C5-C6	-7.93	113.03	117.00
34	BL	2	ARG	NE-CZ-NH1	7.93	124.26	120.30
21	AA	1339	A	N1-C6-N6	-7.93	113.84	118.60
54	BA	2126	A	O4'-C1'-N9	7.93	114.54	108.20
28	BF	109	ARG	NE-CZ-NH1	7.92	124.26	120.30
54	BA	781	A	N1-C6-N6	-7.92	113.84	118.60
54	BA	2602	A	C5-C6-N1	7.92	121.66	117.70
54	BA	910	A	C5-C6-N1	7.92	121.66	117.70
54	BA	401	A	N1-C6-N6	-7.92	113.85	118.60
54	BA	1274	A	C5-C6-N1	7.91	121.66	117.70
54	BA	1705	A	N1-C6-N6	-7.91	113.85	118.60
54	BA	2829	A	N1-C6-N6	-7.91	113.85	118.60
21	AA	408	A	N1-C6-N6	-7.91	113.85	118.60
21	AA	974	A	N1-C6-N6	-7.91	113.86	118.60
21	AA	1346	A	C5-C6-N1	7.91	121.65	117.70
54	BA	973	A	N1-C6-N6	-7.91	113.86	118.60
54	BA	1353	A	N1-C6-N6	-7.91	113.86	118.60
54	BA	1614	A	N1-C6-N6	-7.91	113.86	118.60
54	BA	2378	A	C5-C6-N1	7.90	121.65	117.70
54	BA	2856	A	C5-C6-N1	7.90	121.65	117.70
54	BA	172	A	N1-C6-N6	-7.90	113.86	118.60
54	BA	2566	A	N1-C6-N6	-7.90	113.86	118.60
21	AA	1036	A	N1-C6-N6	-7.90	113.86	118.60
54	BA	758	C	N3-C2-O2	-7.90	116.37	121.90
22	A1	76	A	C5-C6-N1	7.89	121.65	117.70
54	BA	241	A	C5-C6-N1	7.89	121.65	117.70
54	BA	1791	A	N1-C6-N6	-7.89	113.86	118.60
54	BA	2469	A	N1-C6-N6	-7.89	113.86	118.60
21	AA	1031	C	N3-C2-O2	-7.89	116.38	121.90
21	AA	1251	A	C5-C6-N1	7.89	121.65	117.70
21	AA	968	A	C5-C6-N1	7.89	121.64	117.70
54	BA	497	A	C5-C6-N1	7.89	121.64	117.70
54	BA	2850	A	N1-C6-N6	-7.89	113.87	118.60
21	AA	1519	A	C5-C6-N1	7.88	121.64	117.70

Continued on next page...

Continued from previous page...

Mol	Chain	Res	Type	Atoms	Z	Observed(°)	Ideal(°)
54	BA	1634	A	N1-C6-N6	-7.88	113.87	118.60
21	AA	364	A	C5-C6-N1	7.88	121.64	117.70
54	BA	506	G	O4'-C1'-N9	7.88	114.50	108.20
54	BA	2598	A	N1-C6-N6	-7.88	113.87	118.60
54	BA	1890	A	C5-C6-N1	7.88	121.64	117.70
54	BA	71	A	C5-C6-N1	7.88	121.64	117.70
54	BA	1211	C	N3-C2-O2	-7.88	116.39	121.90
54	BA	739	A	N1-C6-N6	-7.88	113.88	118.60
54	BA	800	A	C4-C5-C6	-7.88	113.06	117.00
54	BA	1126	A	C5-C6-N1	7.88	121.64	117.70
54	BA	2340	A	C5-C6-N1	7.88	121.64	117.70
2	AC	178	ARG	NE-CZ-NH1	7.87	124.24	120.30
3	AD	80	ARG	NE-CZ-NH1	7.87	124.24	120.30
54	BA	1155	A	N1-C6-N6	-7.87	113.88	118.60
54	BA	1275	A	C5-C6-N1	7.87	121.64	117.70
16	AQ	5	ARG	NE-CZ-NH1	7.87	124.23	120.30
54	BA	1618	A	N1-C6-N6	-7.87	113.88	118.60
21	AA	1534	A	N1-C6-N6	-7.87	113.88	118.60
54	BA	1383	A	C5-C6-N1	7.87	121.63	117.70
21	AA	171	A	C5-C6-N1	7.87	121.63	117.70
21	AA	704	A	C4-C5-C6	-7.87	113.07	117.00
52	B3	29	ARG	NE-CZ-NH1	7.87	124.23	120.30
54	BA	1008	A	C5-C6-N1	7.87	121.63	117.70
54	BA	2266	A	C5-C6-N1	7.87	121.63	117.70
54	BA	2572	A	C5-C6-N1	7.87	121.63	117.70
54	BA	1953	A	C5-C6-N1	7.86	121.63	117.70
4	AE	68	ARG	NE-CZ-NH1	7.86	124.23	120.30
21	AA	914	A	C5-C6-N1	7.86	121.63	117.70
54	BA	19	A	N1-C6-N6	-7.86	113.88	118.60
21	AA	831	A	C4-C5-C6	-7.86	113.07	117.00
54	BA	156	A	N1-C6-N6	-7.86	113.88	118.60
54	BA	199	A	C5-C6-N1	7.86	121.63	117.70
54	BA	556	A	N1-C6-N6	-7.86	113.88	118.60
21	AA	120	A	C5-C6-N1	7.86	121.63	117.70
44	BV	93	ARG	NE-CZ-NH1	7.86	124.23	120.30
54	BA	984	A	C5-C6-N1	7.86	121.63	117.70
54	BA	1698	A	N1-C6-N6	-7.86	113.89	118.60
54	BA	1952	A	C5-C6-N1	7.86	121.63	117.70
54	BA	2837	A	N1-C6-N6	-7.86	113.89	118.60
34	BL	59	ARG	NE-CZ-NH1	7.85	124.23	120.30
54	BA	1029	A	N1-C6-N6	-7.85	113.89	118.60
54	BA	1522	A	N1-C6-N6	-7.85	113.89	118.60

Continued on next page...

Continued from previous page...

Mol	Chain	Res	Type	Atoms	Z	Observed(°)	Ideal(°)
55	BB	115	A	N1-C6-N6	-7.85	113.89	118.60
54	BA	2501	C	N3-C2-O2	-7.85	116.41	121.90
54	BA	2590	A	C4-C5-C6	-7.85	113.08	117.00
54	BA	1433	A	C5-C6-N1	7.85	121.62	117.70
54	BA	1912	A	C5-C6-N1	7.85	121.62	117.70
21	AA	539	A	N1-C6-N6	-7.85	113.89	118.60
54	BA	2564	A	N1-C6-N6	-7.84	113.89	118.60
55	BB	109	A	C5-C6-N1	7.84	121.62	117.70
21	AA	1483	A	N1-C6-N6	-7.84	113.90	118.60
54	BA	927	A	N1-C6-N6	-7.84	113.89	118.60
54	BA	1089	A	C5-C6-N1	7.84	121.62	117.70
21	AA	306	A	C5-C6-N1	7.84	121.62	117.70
21	AA	510	A	N1-C6-N6	-7.84	113.90	118.60
21	AA	781	A	N1-C6-N6	-7.84	113.90	118.60
54	BA	2660	A	N1-C6-N6	-7.84	113.90	118.60
37	BO	9	ARG	NE-CZ-NH1	7.84	124.22	120.30
54	BA	275	C	N3-C2-O2	-7.84	116.41	121.90
54	BA	722	A	N1-C6-N6	-7.84	113.90	118.60
21	AA	1493	A	N1-C6-N6	-7.83	113.90	118.60
21	AA	435	A	C5-C6-N1	7.83	121.62	117.70
21	AA	573	A	C5-C6-N1	7.83	121.62	117.70
54	BA	270	A	N1-C6-N6	-7.83	113.90	118.60
21	AA	1105	A	N1-C6-N6	-7.83	113.90	118.60
54	BA	1469	A	C5-C6-N1	7.83	121.61	117.70
54	BA	2126	A	C5-C6-N1	7.83	121.61	117.70
55	BB	57	A	C5-C6-N1	7.83	121.61	117.70
38	BP	38	ARG	NE-CZ-NH1	7.82	124.21	120.30
54	BA	221	A	N1-C6-N6	-7.82	113.91	118.60
54	BA	983	A	C5-C6-N1	7.82	121.61	117.70
54	BA	2145	C	N3-C2-O2	-7.82	116.43	121.90
54	BA	739	A	C5-C6-N1	7.82	121.61	117.70
39	BQ	54	ARG	NE-CZ-NH1	7.82	124.21	120.30
54	BA	2459	A	N1-C6-N6	-7.82	113.91	118.60
54	BA	2712	C	N3-C2-O2	-7.82	116.43	121.90
24	A3	17	C	N3-C2-O2	-7.81	116.43	121.90
24	A3	40	C	N3-C2-O2	-7.81	116.43	121.90
21	AA	189	A	C5-C6-N1	7.81	121.61	117.70
54	BA	344	A	N1-C6-N6	-7.81	113.92	118.60
54	BA	1214	A	C5-C6-N1	7.81	121.60	117.70
54	BA	1829	A	C5-C6-N1	7.81	121.60	117.70
33	BK	49	ARG	NE-CZ-NH1	7.81	124.20	120.30
54	BA	1040	A	N1-C6-N6	-7.81	113.92	118.60

Continued on next page...

Continued from previous page...

Mol	Chain	Res	Type	Atoms	Z	Observed(°)	Ideal(°)
54	BA	2868	A	C5-C6-N1	7.81	121.60	117.70
54	BA	563	A	N1-C6-N6	-7.80	113.92	118.60
54	BA	1328	A	C5-C6-N1	7.80	121.60	117.70
21	AA	549	C	N3-C2-O2	-7.80	116.44	121.90
46	BX	71	ARG	NE-CZ-NH1	7.80	124.20	120.30
21	AA	149	A	C5-C6-N1	7.80	121.60	117.70
21	AA	465	A	C5-C6-N1	7.80	121.60	117.70
54	BA	1302	A	N1-C6-N6	-7.80	113.92	118.60
54	BA	2482	A	C5-C6-N1	7.80	121.60	117.70
54	BA	2531	A	N1-C6-N6	-7.80	113.92	118.60
21	AA	715	A	N1-C6-N6	-7.80	113.92	118.60
54	BA	1189	A	N1-C6-N6	-7.80	113.92	118.60
21	AA	622	A	C5-C6-N1	7.80	121.60	117.70
54	BA	73	A	C5-C6-N1	7.79	121.60	117.70
21	AA	1237	C	N3-C2-O2	-7.79	116.44	121.90
24	A3	77	A	C5-C6-N1	7.79	121.60	117.70
9	AJ	16	ARG	NE-CZ-NH1	7.79	124.19	120.30
21	AA	1030	U	O4'-C1'-N1	7.79	114.43	108.20
54	BA	715	A	C5-C6-N1	7.79	121.59	117.70
54	BA	829	A	C5-C6-N1	7.79	121.59	117.70
54	BA	1634	A	C5-C6-N1	7.79	121.59	117.70
22	A1	21	A	N1-C6-N6	-7.79	113.93	118.60
22	A1	23	A	C5-C6-N1	7.79	121.59	117.70
54	BA	980	A	C5-C6-N1	7.79	121.59	117.70
54	BA	2281	A	C5-C6-N1	7.79	121.59	117.70
21	AA	493	A	C5-C6-N1	7.78	121.59	117.70
21	AA	676	A	N1-C6-N6	-7.78	113.93	118.60
21	AA	1256	A	C5-C6-N1	7.78	121.59	117.70
54	BA	931	U	O4'-C1'-N1	7.78	114.42	108.20
54	BA	1009	A	C5-C6-N1	7.78	121.59	117.70
21	AA	1357	A	N1-C6-N6	-7.78	113.93	118.60
22	A1	36	C	N3-C2-O2	-7.78	116.45	121.90
39	BQ	10	ARG	NE-CZ-NH1	7.78	124.19	120.30
54	BA	270	A	C5-C6-N1	7.78	121.59	117.70
54	BA	466	A	C5-C6-N1	7.78	121.59	117.70
54	BA	2369	A	C5-C6-N1	7.78	121.59	117.70
21	AA	59	A	C5-C6-N1	7.78	121.59	117.70
21	AA	554	A	N1-C6-N6	-7.78	113.93	118.60
33	BK	18	ARG	NE-CZ-NH1	7.78	124.19	120.30
54	BA	752	A	C5-C6-N1	7.78	121.59	117.70
54	BA	2872	A	C5-C6-N1	7.77	121.59	117.70
21	AA	1333	A	C5-C6-N1	7.77	121.58	117.70

Continued on next page...

Continued from previous page...

Mol	Chain	Res	Type	Atoms	Z	Observed(°)	Ideal(°)
21	AA	1513	A	C5-C6-N1	7.77	121.58	117.70
54	BA	2082	A	N1-C6-N6	-7.77	113.94	118.60
21	AA	397	A	C5-C6-N1	7.76	121.58	117.70
21	AA	1374	A	N1-C6-N6	-7.76	113.94	118.60
54	BA	2309	A	C5-C6-N1	7.76	121.58	117.70
54	BA	2042	A	C5-C6-N1	7.76	121.58	117.70
21	AA	101	A	C5-C6-N1	7.76	121.58	117.70
21	AA	267	C	N3-C2-O2	-7.76	116.47	121.90
54	BA	228	C	N3-C2-O2	-7.76	116.47	121.90
54	BA	1244	A	C5-C6-N1	7.76	121.58	117.70
55	BB	12	C	N3-C2-O2	-7.76	116.47	121.90
13	AN	85	ARG	NE-CZ-NH1	7.76	124.18	120.30
21	AA	51	A	C5-C6-N1	7.76	121.58	117.70
21	AA	119	A	N1-C6-N6	-7.76	113.94	118.60
54	BA	83	A	N1-C6-N6	-7.76	113.94	118.60
54	BA	1365	A	C5-C6-N1	7.76	121.58	117.70
54	BA	2850	A	C5-C6-N1	7.76	121.58	117.70
21	AA	1005	A	N1-C6-N6	-7.76	113.95	118.60
21	AA	1183	U	O4'-C1'-N1	7.76	114.41	108.20
21	AA	574	A	C5-C6-N1	7.75	121.58	117.70
54	BA	1332	G	O4'-C1'-N9	7.75	114.40	108.20
54	BA	1536	C	N3-C2-O2	-7.75	116.47	121.90
54	BA	2036	C	N3-C2-O2	-7.75	116.47	121.90
54	BA	2820	A	C5-C6-N1	7.75	121.58	117.70
21	AA	499	A	C5-C6-N1	7.75	121.57	117.70
22	A1	58	A	C5-C6-N1	7.75	121.57	117.70
21	AA	1368	A	C5-C6-N1	7.75	121.57	117.70
32	BJ	120	ARG	NE-CZ-NH1	7.75	124.17	120.30
54	BA	1803	A	N1-C6-N6	-7.75	113.95	118.60
54	BA	2813	A	N1-C6-N6	-7.75	113.95	118.60
54	BA	1050	A	C5-C6-N1	7.75	121.57	117.70
8	AI	129	ARG	NE-CZ-NH1	7.74	124.17	120.30
54	BA	324	A	N1-C6-N6	-7.74	113.95	118.60
54	BA	1029	A	C5-C6-N1	7.74	121.57	117.70
21	AA	461	A	C5-C6-N1	7.74	121.57	117.70
54	BA	945	A	N1-C6-N6	-7.74	113.96	118.60
54	BA	1020	A	N1-C6-N6	-7.74	113.96	118.60
54	BA	1089	A	N1-C6-N6	-7.74	113.96	118.60
54	BA	2459	A	C5-C6-N1	7.74	121.57	117.70
54	BA	111	A	C5-C6-N1	7.74	121.57	117.70
54	BA	282	A	N1-C6-N6	-7.74	113.96	118.60
54	BA	2726	A	C5-C6-N1	7.74	121.57	117.70

Continued on next page...

Continued from previous page...

Mol	Chain	Res	Type	Atoms	Z	Observed(°)	Ideal(°)
24	A3	59	A	N1-C6-N6	-7.73	113.96	118.60
10	AK	55	ARG	NE-CZ-NH1	7.73	124.17	120.30
54	BA	223	A	N1-C6-N6	-7.73	113.96	118.60
54	BA	323	C	N3-C2-O2	-7.73	116.49	121.90
54	BA	2346	A	N1-C6-N6	-7.73	113.96	118.60
54	BA	83	A	C5-C6-N1	7.72	121.56	117.70
54	BA	2013	A	C5-C6-N1	7.72	121.56	117.70
54	BA	2590	A	C5-C6-N1	7.72	121.56	117.70
21	AA	977	A	C5-C6-N1	7.72	121.56	117.70
21	AA	412	A	N1-C6-N6	-7.72	113.97	118.60
21	AA	687	A	C5-C6-N1	7.72	121.56	117.70
21	AA	1216	A	N1-C6-N6	-7.72	113.97	118.60
54	BA	2297	A	C5-C6-N1	7.72	121.56	117.70
54	BA	71	A	N1-C6-N6	-7.72	113.97	118.60
54	BA	1134	A	C5-C6-N1	7.72	121.56	117.70
54	BA	1151	A	N1-C6-N6	-7.72	113.97	118.60
54	BA	1571	A	N1-C6-N6	-7.72	113.97	118.60
54	BA	1593	A	N1-C6-N6	-7.72	113.97	118.60
54	BA	2610	C	N3-C2-O2	-7.72	116.50	121.90
21	AA	353	A	C5-C6-N1	7.71	121.56	117.70
21	AA	363	A	C5-C6-N1	7.71	121.56	117.70
54	BA	1549	A	C5-C6-N1	7.71	121.56	117.70
54	BA	1615	C	N3-C2-O2	-7.71	116.50	121.90
54	BA	2478	A	C5-C6-N1	7.71	121.56	117.70
54	BA	849	A	N1-C6-N6	-7.71	113.97	118.60
21	AA	383	A	C5-C6-N1	7.71	121.56	117.70
54	BA	472	A	C5-C6-N1	7.71	121.56	117.70
21	AA	579	A	N1-C6-N6	-7.71	113.97	118.60
21	AA	629	A	C5-C6-N1	7.71	121.56	117.70
54	BA	1762	A	C5-C6-N1	7.71	121.56	117.70
21	AA	1318	A	C5-C6-N1	7.71	121.55	117.70
41	BS	92	ARG	NE-CZ-NH1	7.71	124.15	120.30
54	BA	1069	A	C5-C6-N1	7.71	121.55	117.70
54	BA	2516	A	C4-C5-C6	-7.71	113.14	117.00
21	AA	274	A	C5-C6-N1	7.71	121.55	117.70
21	AA	609	A	C5-C6-N1	7.71	121.55	117.70
25	BC	270	ARG	NE-CZ-NH1	7.71	124.15	120.30
54	BA	84	A	N1-C6-N6	-7.71	113.98	118.60
54	BA	2513	A	C5-C6-N1	7.71	121.55	117.70
21	AA	279	A	C5-C6-N1	7.70	121.55	117.70
21	AA	915	A	N1-C6-N6	-7.70	113.98	118.60
54	BA	609	A	N1-C6-N6	-7.70	113.98	118.60

Continued on next page...

Continued from previous page...

Mol	Chain	Res	Type	Atoms	Z	Observed(°)	Ideal(°)
54	BA	2422	C	N3-C2-O2	-7.70	116.51	121.90
27	BE	61	ARG	NE-CZ-NH1	7.70	124.15	120.30
54	BA	727	A	N1-C6-N6	-7.70	113.98	118.60
54	BA	845	A	C5-C6-N1	7.70	121.55	117.70
54	BA	1938	A	C5-C6-N1	7.70	121.55	117.70
54	BA	226	A	C5-C6-N1	7.70	121.55	117.70
54	BA	1032	A	C5-C6-N1	7.70	121.55	117.70
54	BA	1321	A	C5-C6-N1	7.70	121.55	117.70
54	BA	2776	A	N1-C6-N6	-7.70	113.98	118.60
16	AQ	26	ARG	NE-CZ-NH1	7.70	124.15	120.30
21	AA	906	A	C5-C6-N1	7.70	121.55	117.70
21	AA	915	A	C5-C6-N1	7.70	121.55	117.70
21	AA	161	A	C5-C6-N1	7.70	121.55	117.70
54	BA	2883	A	C5-C6-N1	7.70	121.55	117.70
54	BA	620	G	N3-C2-N2	-7.69	114.52	119.90
54	BA	1871	A	C5-C6-N1	7.69	121.55	117.70
21	AA	1000	A	N1-C6-N6	-7.69	113.99	118.60
54	BA	2170	A	C5-C6-N1	7.69	121.55	117.70
21	AA	190	A	C5-C6-N1	7.69	121.54	117.70
21	AA	767	A	N1-C6-N6	-7.69	113.99	118.60
36	BN	118	ARG	NE-CZ-NH1	7.69	124.14	120.30
54	BA	332	A	N1-C6-N6	-7.69	113.99	118.60
54	BA	979	A	C4-C5-C6	-7.69	113.16	117.00
54	BA	1378	A	N1-C6-N6	-7.69	113.99	118.60
54	BA	2614	A	C4-C5-C6	-7.69	113.16	117.00
54	BA	1630	A	C4-C5-C6	-7.68	113.16	117.00
21	AA	900	A	N1-C6-N6	-7.68	113.99	118.60
21	AA	1252	A	C5-C6-N1	7.68	121.54	117.70
54	BA	1265	A	C5-C6-N1	7.68	121.54	117.70
54	BA	2556	C	N3-C2-O2	-7.68	116.52	121.90
21	AA	282	A	C4-C5-C6	-7.68	113.16	117.00
54	BA	2746	U	O4'-C1'-N1	7.68	114.34	108.20
15	AP	5	ARG	NE-CZ-NH1	7.68	124.14	120.30
54	BA	943	A	C5-C6-N1	7.68	121.54	117.70
54	BA	1941	C	N3-C2-O2	-7.68	116.53	121.90
54	BA	2037	A	N1-C6-N6	-7.68	113.99	118.60
22	A1	66	A	C5-C6-N1	7.68	121.54	117.70
54	BA	1327	A	N1-C6-N6	-7.68	113.99	118.60
21	AA	949	A	N1-C6-N6	-7.68	113.99	118.60
54	BA	1095	A	N1-C6-N6	-7.68	113.99	118.60
54	BA	2654	A	C5-C6-N1	7.68	121.54	117.70
55	BB	29	A	C5-C6-N1	7.67	121.54	117.70

Continued on next page...

Continued from previous page...

Mol	Chain	Res	Type	Atoms	Z	Observed(°)	Ideal(°)
21	AA	195	A	N1-C6-N6	-7.67	114.00	118.60
21	AA	675	A	C5-C6-N1	7.67	121.53	117.70
54	BA	1477	A	N1-C6-N6	-7.67	114.00	118.60
54	BA	2117	A	N1-C6-N6	-7.67	114.00	118.60
54	BA	118	A	C5-C6-N1	7.67	121.53	117.70
54	BA	515	A	N1-C6-N6	-7.67	114.00	118.60
21	AA	702	A	C5-C6-N1	7.67	121.53	117.70
54	BA	63	A	N1-C6-N6	-7.66	114.00	118.60
54	BA	429	A	C5-C6-N1	7.66	121.53	117.70
54	BA	753	A	C5-C6-N1	7.66	121.53	117.70
21	AA	1155	A	C4-C5-C6	-7.66	113.17	117.00
21	AA	131	A	N1-C6-N6	-7.66	114.01	118.60
21	AA	900	A	C5-C6-N1	7.65	121.53	117.70
54	BA	693	A	C5-C6-N1	7.65	121.53	117.70
55	BB	109	A	O4'-C1'-N9	7.65	114.32	108.20
54	BA	693	A	N1-C6-N6	-7.65	114.01	118.60
54	BA	2227	A	C5-C6-N1	7.65	121.53	117.70
21	AA	182	A	C5-C6-N1	7.65	121.53	117.70
24	A3	45	A	C5-C6-N1	7.65	121.53	117.70
21	AA	572	A	N1-C6-N6	-7.65	114.01	118.60
54	BA	899	A	C5-C6-N1	7.65	121.52	117.70
8	AI	48	ARG	NE-CZ-NH1	7.65	124.12	120.30
54	BA	574	A	C5-C6-N1	7.64	121.52	117.70
21	AA	1167	A	N1-C6-N6	-7.64	114.02	118.60
21	AA	328	C	O4'-C1'-N1	7.64	114.31	108.20
21	AA	60	A	C5-C6-N1	7.64	121.52	117.70
25	BC	174	ARG	NE-CZ-NH1	7.64	124.12	120.30
54	BA	614	A	N1-C6-N6	-7.64	114.02	118.60
54	BA	761	A	C5-C6-N1	7.64	121.52	117.70
21	AA	967	C	N3-C2-O2	-7.64	116.55	121.90
54	BA	635	C	O4'-C1'-N1	7.64	114.31	108.20
54	BA	1287	A	N1-C6-N6	-7.64	114.02	118.60
54	BA	2565	A	C5-C6-N1	7.64	121.52	117.70
21	AA	1225	A	N1-C6-N6	-7.63	114.02	118.60
54	BA	1384	A	C5-C6-N1	7.63	121.52	117.70
54	BA	2090	A	N1-C6-N6	-7.63	114.02	118.60
54	BA	2183	A	C5-C6-N1	7.63	121.52	117.70
21	AA	983	A	C5-C6-N1	7.63	121.52	117.70
54	BA	990	A	N1-C6-N6	-7.63	114.02	118.60
54	BA	1287	A	C5-C6-N1	7.63	121.52	117.70
54	BA	1085	A	N1-C6-N6	-7.63	114.02	118.60
54	BA	1749	A	N1-C6-N6	-7.63	114.02	118.60

Continued on next page...

Continued from previous page...

Mol	Chain	Res	Type	Atoms	Z	Observed(°)	Ideal(°)
54	BA	802	A	C5-C6-N1	7.63	121.51	117.70
54	BA	1010	A	C5-C6-N1	7.63	121.52	117.70
21	AA	327	A	C5-C6-N1	7.63	121.51	117.70
21	AA	535	A	N1-C6-N6	-7.63	114.02	118.60
22	A1	38	A	C5-C6-N1	7.62	121.51	117.70
54	BA	1966	A	C5-C6-N1	7.62	121.51	117.70
54	BA	2171	A	O4'-C1'-N9	7.62	114.30	108.20
20	AU	32	ARG	NE-CZ-NH1	7.62	124.11	120.30
54	BA	603	A	C5-C6-N1	7.62	121.51	117.70
54	BA	2576	G	O4'-C1'-N9	7.62	114.30	108.20
32	BJ	37	ARG	NE-CZ-NH1	7.62	124.11	120.30
54	BA	279	A	C5-C6-N1	7.62	121.51	117.70
54	BA	1470	A	C5-C6-N1	7.62	121.51	117.70
54	BA	1877	A	C5-C6-N1	7.62	121.51	117.70
54	BA	2051	A	C5-C6-N1	7.62	121.51	117.70
21	AA	28	A	C5-C6-N1	7.61	121.51	117.70
54	BA	1376	C	O4'-C1'-N1	7.61	114.29	108.20
54	BA	294	A	N1-C6-N6	-7.61	114.03	118.60
54	BA	249	C	N3-C2-O2	-7.61	116.57	121.90
54	BA	262	A	N1-C6-N6	-7.61	114.03	118.60
21	AA	309	A	N1-C6-N6	-7.61	114.03	118.60
21	AA	923	A	C5-C6-N1	7.61	121.50	117.70
25	BC	261	ARG	NE-CZ-NH1	7.61	124.10	120.30
24	A3	16	C	N3-C2-O2	-7.61	116.57	121.90
54	BA	1789	A	C5-C6-N1	7.61	121.50	117.70
21	AA	33	A	C5-C6-N1	7.61	121.50	117.70
21	AA	648	A	C5-C6-N1	7.61	121.50	117.70
54	BA	1270	C	N3-C2-O2	-7.61	116.58	121.90
54	BA	1608	A	N1-C6-N6	-7.61	114.04	118.60
54	BA	2288	A	C5-C6-N1	7.61	121.50	117.70
54	BA	1773	A	C5-C6-N1	7.60	121.50	117.70
21	AA	313	A	C5-C6-N1	7.60	121.50	117.70
53	B4	4	ARG	NE-CZ-NH1	7.60	124.10	120.30
54	BA	1789	A	N1-C6-N6	-7.60	114.04	118.60
54	BA	1936	A	C5-C6-N1	7.60	121.50	117.70
21	AA	120	A	N1-C6-N6	-7.60	114.04	118.60
21	AA	1465	A	N1-C6-N6	-7.60	114.04	118.60
33	BK	78	ARG	NE-CZ-NH1	7.60	124.10	120.30
21	AA	695	A	N1-C6-N6	-7.60	114.04	118.60
21	AA	1281	C	N3-C2-O2	-7.59	116.58	121.90
54	BA	1650	A	C5-C6-N1	7.59	121.50	117.70
24	A3	36	A	C5-C6-N1	7.59	121.50	117.70

Continued on next page...

Continued from previous page...

Mol	Chain	Res	Type	Atoms	Z	Observed(°)	Ideal(°)
54	BA	2764	A	C5-C6-N1	7.59	121.50	117.70
21	AA	501	C	N3-C2-O2	-7.59	116.58	121.90
21	AA	1507	A	C5-C6-N1	7.59	121.50	117.70
54	BA	2171	A	N1-C6-N6	-7.59	114.05	118.60
21	AA	451	A	N1-C6-N6	-7.59	114.05	118.60
54	BA	1354	A	C5-C6-N1	7.59	121.49	117.70
21	AA	1434	A	C5-C6-N1	7.59	121.49	117.70
54	BA	1284	A	C5-C6-N1	7.59	121.49	117.70
54	BA	2764	A	N1-C6-N6	-7.59	114.05	118.60
54	BA	2766	A	C5-C6-N1	7.59	121.49	117.70
21	AA	1287	A	C5-C6-N1	7.58	121.49	117.70
22	A1	60	C	N3-C2-O2	-7.58	116.59	121.90
54	BA	217	A	N1-C6-N6	-7.58	114.05	118.60
54	BA	342	A	C5-C6-N1	7.58	121.49	117.70
54	BA	541	A	N1-C6-N6	-7.58	114.05	118.60
21	AA	321	A	C5-C6-N1	7.58	121.49	117.70
21	AA	792	A	C5-C6-N1	7.58	121.49	117.70
21	AA	975	A	N1-C6-N6	-7.58	114.05	118.60
35	BM	6	ARG	NE-CZ-NH1	7.58	124.09	120.30
53	B4	12	ARG	NE-CZ-NH2	7.58	124.09	120.30
54	BA	2721	A	C5-C6-N1	7.58	121.49	117.70
21	AA	300	A	N1-C6-N6	-7.58	114.06	118.60
21	AA	495	A	C5-C6-N1	7.58	121.49	117.70
21	AA	1394	A	C5-C6-N1	7.58	121.49	117.70
54	BA	1585	C	N3-C2-O2	-7.58	116.60	121.90
54	BA	2381	A	C5-C6-N1	7.58	121.49	117.70
54	BA	2665	A	C5-C6-N1	7.58	121.49	117.70
54	BA	2750	A	C5-C6-N1	7.58	121.49	117.70
54	BA	910	A	C4-C5-C6	-7.57	113.21	117.00
54	BA	2055	C	N3-C2-O2	-7.57	116.60	121.90
12	AM	100	ARG	NE-CZ-NH1	7.57	124.09	120.30
21	AA	1502	A	C5-C6-N1	7.57	121.49	117.70
54	BA	10	A	N1-C6-N6	-7.57	114.06	118.60
54	BA	1336	A	N1-C6-N6	-7.57	114.06	118.60
54	BA	2468	A	C5-C6-N1	7.57	121.49	117.70
54	BA	2882	A	N1-C6-N6	-7.57	114.06	118.60
54	BA	2263	C	O4'-C1'-N1	7.57	114.25	108.20
21	AA	777	A	N1-C6-N6	-7.57	114.06	118.60
6	AG	69	ARG	NE-CZ-NH1	7.56	124.08	120.30
21	AA	336	A	N1-C6-N6	-7.56	114.06	118.60
54	BA	1304	A	C5-C6-N1	7.56	121.48	117.70
21	AA	924	C	N3-C2-O2	-7.56	116.61	121.90

Continued on next page...

Continued from previous page...

Mol	Chain	Res	Type	Atoms	Z	Observed(°)	Ideal(°)
13	AN	41	ARG	NE-CZ-NH1	7.56	124.08	120.30
21	AA	1332	A	N1-C6-N6	-7.56	114.06	118.60
54	BA	1095	A	C5-C6-N1	7.56	121.48	117.70
54	BA	1342	A	C5-C6-N1	7.56	121.48	117.70
54	BA	119	A	C4-C5-C6	-7.56	113.22	117.00
21	AA	1280	A	C5-C6-N1	7.56	121.48	117.70
54	BA	764	A	N1-C6-N6	-7.56	114.07	118.60
54	BA	1598	A	C5-C6-N1	7.56	121.48	117.70
54	BA	2781	A	C5-C6-N1	7.56	121.48	117.70
54	BA	943	A	N1-C6-N6	-7.55	114.07	118.60
21	AA	880	C	N3-C2-O2	-7.55	116.61	121.90
54	BA	126	A	C5-C6-N1	7.55	121.48	117.70
54	BA	2352	A	N1-C6-N6	-7.55	114.07	118.60
54	BA	2430	A	N1-C6-N6	-7.55	114.07	118.60
21	AA	649	A	N1-C6-N6	-7.55	114.07	118.60
21	AA	1362	A	C5-C6-N1	7.55	121.47	117.70
51	B2	41	ARG	NE-CZ-NH1	7.55	124.07	120.30
54	BA	2433	A	C5-C6-N1	7.55	121.47	117.70
55	BB	97	C	O4'-C1'-N1	7.55	114.24	108.20
54	BA	522	A	N1-C6-N6	-7.54	114.07	118.60
21	AA	451	A	C5-C6-N1	7.54	121.47	117.70
24	A3	38	A	C5-C6-N1	7.54	121.47	117.70
54	BA	1144	A	C5-C6-N1	7.54	121.47	117.70
54	BA	1147	A	C5-C6-N1	7.54	121.47	117.70
54	BA	1632	A	N1-C6-N6	-7.54	114.08	118.60
54	BA	428	A	C5-C6-N1	7.54	121.47	117.70
54	BA	1652	A	C5-C6-N1	7.54	121.47	117.70
54	BA	2366	A	N1-C6-N6	-7.54	114.08	118.60
21	AA	563	A	C5-C6-N1	7.54	121.47	117.70
26	BD	59	ARG	NE-CZ-NH1	7.54	124.07	120.30
54	BA	63	A	C5-C6-N1	7.54	121.47	117.70
54	BA	2095	A	C4-C5-C6	-7.54	113.23	117.00
54	BA	2711	A	C4-C5-C6	-7.54	113.23	117.00
54	BA	207	A	C5-C6-N1	7.54	121.47	117.70
54	BA	1096	A	C5-C6-N1	7.54	121.47	117.70
54	BA	1698	A	C5-C6-N1	7.54	121.47	117.70
54	BA	1794	A	C5-C6-N1	7.54	121.47	117.70
21	AA	101	A	C4-C5-C6	-7.53	113.23	117.00
21	AA	307	C	N3-C2-O2	-7.53	116.63	121.90
21	AA	704	A	C5-C6-N1	7.53	121.47	117.70
21	AA	1216	A	C5-C6-N1	7.53	121.47	117.70
32	BJ	35	ARG	NE-CZ-NH1	7.53	124.07	120.30

Continued on next page...

Continued from previous page...

Mol	Chain	Res	Type	Atoms	Z	Observed(°)	Ideal(°)
34	BL	18	ARG	NE-CZ-NH1	7.53	124.07	120.30
21	AA	109	A	C5-C6-N1	7.53	121.47	117.70
21	AA	1262	C	N3-C2-O2	-7.53	116.63	121.90
21	AA	1499	A	N1-C6-N6	-7.53	114.08	118.60
54	BA	1144	A	N1-C6-N6	-7.53	114.08	118.60
54	BA	2058	A	C5-C6-N1	7.53	121.47	117.70
21	AA	194	C	N1-C2-O2	7.53	123.42	118.90
54	BA	866	A	C5-C6-N1	7.53	121.46	117.70
54	BA	2765	A	N1-C6-N6	-7.53	114.08	118.60
17	AR	42	ARG	NE-CZ-NH2	7.53	124.06	120.30
54	BA	255	A	C5-C6-N1	7.52	121.46	117.70
54	BA	1382	G	O4'-C1'-N9	7.52	114.22	108.20
54	BA	1557	C	N3-C2-O2	-7.52	116.63	121.90
54	BA	2541	A	C5-C6-N1	7.52	121.46	117.70
21	AA	1163	A	N1-C6-N6	-7.52	114.09	118.60
21	AA	1225	A	C5-C6-N1	7.52	121.46	117.70
54	BA	294	A	C5-C6-N1	7.52	121.46	117.70
21	AA	119	A	C5-C6-N1	7.52	121.46	117.70
21	AA	1151	A	C4-C5-C6	-7.52	113.24	117.00
46	BX	36	ARG	NE-CZ-NH1	7.52	124.06	120.30
54	BA	1508	A	C5-C6-N1	7.52	121.46	117.70
54	BA	2254	C	N3-C2-O2	-7.52	116.64	121.90
21	AA	1214	C	N1-C2-O2	7.51	123.41	118.90
54	BA	918	A	N1-C6-N6	-7.51	114.09	118.60
54	BA	2205	A	N1-C6-N6	-7.51	114.09	118.60
54	BA	2809	A	C5-C6-N1	7.51	121.46	117.70
24	A3	36	A	N1-C6-N6	-7.51	114.09	118.60
21	AA	509	A	C5-C6-N1	7.51	121.45	117.70
54	BA	743	A	C4-C5-C6	-7.51	113.24	117.00
54	BA	1505	A	C4-C5-C6	-7.51	113.24	117.00
54	BA	74	A	C5-C6-N1	7.51	121.45	117.70
54	BA	1579	A	C5-C6-N1	7.51	121.45	117.70
54	BA	2198	A	C5-C6-N1	7.51	121.45	117.70
21	AA	77	A	C5-C6-N1	7.51	121.45	117.70
21	AA	143	A	C5-C6-N1	7.51	121.45	117.70
21	AA	171	A	C4-C5-C6	-7.51	113.25	117.00
21	AA	1274	A	N1-C6-N6	-7.51	114.10	118.60
21	AA	1433	A	C5-C6-N1	7.51	121.45	117.70
39	BQ	49	ARG	NE-CZ-NH1	7.51	124.05	120.30
54	BA	689	A	C5-C6-N1	7.51	121.45	117.70
54	BA	2471	A	N1-C6-N6	-7.51	114.10	118.60
21	AA	65	A	C5-C6-N1	7.50	121.45	117.70

Continued on next page...

Continued from previous page...

Mol	Chain	Res	Type	Atoms	Z	Observed(°)	Ideal(°)
21	AA	1136	C	N3-C2-O2	-7.50	116.65	121.90
54	BA	2009	A	N1-C6-N6	-7.50	114.10	118.60
54	BA	2247	A	N1-C6-N6	-7.50	114.10	118.60
54	BA	1637	A	C4-C5-C6	-7.50	113.25	117.00
54	BA	1876	A	C5-C6-N1	7.50	121.45	117.70
54	BA	546	U	O4'-C1'-N1	7.50	114.20	108.20
54	BA	1885	A	C5-C6-N1	7.50	121.45	117.70
21	AA	1311	A	C4-C5-C6	-7.50	113.25	117.00
54	BA	251	A	C5-C6-N1	7.50	121.45	117.70
54	BA	1586	A	C5-C6-N1	7.50	121.45	117.70
21	AA	130	A	C4-C5-C6	-7.49	113.25	117.00
54	BA	1899	A	C5-C6-N1	7.49	121.45	117.70
54	BA	1801	A	C5-C6-N1	7.49	121.45	117.70
10	AK	92	ARG	NE-CZ-NH1	7.49	124.05	120.30
21	AA	1288	A	C5-C6-N1	7.49	121.44	117.70
54	BA	819	A	N1-C6-N6	-7.49	114.11	118.60
54	BA	988	A	C5-C6-N1	7.49	121.44	117.70
54	BA	1237	A	N1-C6-N6	-7.49	114.11	118.60
54	BA	2377	A	C4-C5-C6	-7.49	113.25	117.00
54	BA	2418	A	C4-C5-C6	-7.49	113.25	117.00
21	AA	1377	A	C5-C6-N1	7.49	121.44	117.70
54	BA	532	A	C5-C6-N1	7.49	121.44	117.70
54	BA	2517	C	N3-C2-O2	-7.49	116.66	121.90
54	BA	147	C	C1'-O4'-C4'	-7.49	103.91	109.90
54	BA	404	A	C5-C6-N1	7.49	121.44	117.70
54	BA	1819	A	C5-C6-N1	7.49	121.44	117.70
54	BA	1665	A	N1-C6-N6	-7.48	114.11	118.60
54	BA	2340	A	N1-C6-N6	-7.48	114.11	118.60
15	AP	28	ARG	NE-CZ-NH1	7.48	124.04	120.30
54	BA	1269	A	C5-C6-N1	7.48	121.44	117.70
21	AA	1329	A	C5-C6-N1	7.48	121.44	117.70
54	BA	586	A	N1-C6-N6	-7.48	114.11	118.60
54	BA	838	C	N3-C2-O2	-7.48	116.66	121.90
54	BA	2033	A	N1-C6-N6	-7.48	114.11	118.60
54	BA	2900	A	C5-C6-N1	7.48	121.44	117.70
28	BF	91	ARG	NE-CZ-NH1	7.48	124.04	120.30
32	BJ	69	ARG	NE-CZ-NH1	7.48	124.04	120.30
54	BA	631	A	C5-C6-N1	7.48	121.44	117.70
54	BA	1655	A	N1-C6-N6	-7.48	114.11	118.60
24	A3	11	A	C5-C6-N1	7.48	121.44	117.70
54	BA	781	A	C5-C6-N1	7.47	121.44	117.70
54	BA	922	C	N3-C2-O2	-7.47	116.67	121.90

Continued on next page...

Continued from previous page...

Mol	Chain	Res	Type	Atoms	Z	Observed(°)	Ideal(°)
54	BA	2598	A	C5-C6-N1	7.47	121.44	117.70
54	BA	342	A	N1-C6-N6	-7.47	114.12	118.60
21	AA	174	A	C5-C6-N1	7.47	121.44	117.70
54	BA	975	A	C5-C6-N1	7.47	121.44	117.70
54	BA	1268	A	C5-C6-N1	7.47	121.44	117.70
21	AA	498	A	C5-C6-N1	7.47	121.44	117.70
35	BM	81	ARG	NE-CZ-NH1	7.47	124.03	120.30
54	BA	1618	A	C5-C6-N1	7.47	121.44	117.70
54	BA	2860	A	C5-C6-N1	7.47	121.43	117.70
21	AA	373	A	C5-C6-N1	7.47	121.43	117.70
21	AA	1413	A	C5-C6-N1	7.47	121.43	117.70
21	AA	160	A	N1-C6-N6	-7.47	114.12	118.60
54	BA	787	C	N3-C2-O2	-7.46	116.67	121.90
54	BA	2765	A	C5-C6-N1	7.46	121.43	117.70
21	AA	308	C	N3-C2-O2	-7.46	116.68	121.90
54	BA	61	C	N3-C2-O2	-7.46	116.68	121.90
54	BA	161	A	C5-C6-N1	7.46	121.43	117.70
21	AA	78	A	C5-C6-N1	7.46	121.43	117.70
25	BC	47	ARG	NE-CZ-NH1	7.46	124.03	120.30
54	BA	447	A	C5-C6-N1	7.46	121.43	117.70
54	BA	944	C	N3-C2-O2	-7.46	116.68	121.90
54	BA	1272	A	N1-C6-N6	-7.46	114.12	118.60
54	BA	2314	A	C5-C6-N1	7.46	121.43	117.70
21	AA	1227	A	N1-C6-N6	-7.46	114.13	118.60
21	AA	1238	A	C4-C5-C6	-7.46	113.27	117.00
1	AB	136	ARG	NE-CZ-NH1	7.46	124.03	120.30
21	AA	815	A	C5-C6-N1	7.46	121.43	117.70
21	AA	116	A	C5-C6-N1	7.45	121.43	117.70
54	BA	1213	A	C4-C5-C6	-7.45	113.27	117.00
54	BA	2468	A	N1-C6-N6	-7.45	114.13	118.60
54	BA	2030	A	C5-C6-N1	7.45	121.42	117.70
21	AA	1518	A	C5-C6-N1	7.45	121.42	117.70
38	BP	102	ARG	NE-CZ-NH1	7.45	124.02	120.30
39	BQ	52	ARG	NE-CZ-NH1	7.45	124.02	120.30
55	BB	45	A	N1-C6-N6	-7.45	114.13	118.60
21	AA	130	A	C5-C6-N1	7.45	121.42	117.70
54	BA	2077	A	C5-C6-N1	7.45	121.42	117.70
21	AA	1492	A	N1-C6-N6	-7.44	114.13	118.60
21	AA	649	A	C5-C6-N1	7.44	121.42	117.70
24	A3	58	A	C5-C6-N1	7.44	121.42	117.70
54	BA	886	A	C5-C6-N1	7.44	121.42	117.70
54	BA	2823	A	C5-C6-N1	7.44	121.42	117.70

Continued on next page...

Continued from previous page...

Mol	Chain	Res	Type	Atoms	Z	Observed(°)	Ideal(°)
14	AO	57	ARG	NE-CZ-NH1	7.44	124.02	120.30
21	AA	448	A	C5-C6-N1	7.44	121.42	117.70
21	AA	1332	A	C5-C6-N1	7.44	121.42	117.70
21	AA	1403	C	N3-C2-O2	-7.44	116.69	121.90
54	BA	2461	A	C5-C6-N1	7.44	121.42	117.70
54	BA	2725	A	C5-C6-N1	7.44	121.42	117.70
24	A3	60	A	C5-C6-N1	7.44	121.42	117.70
21	AA	32	A	N1-C6-N6	-7.44	114.14	118.60
21	AA	975	A	C5-C6-N1	7.44	121.42	117.70
54	BA	231	A	C5-C6-N1	7.44	121.42	117.70
21	AA	214	C	N3-C2-O2	-7.43	116.70	121.90
21	AA	756	C	N3-C2-O2	-7.43	116.69	121.90
21	AA	1324	A	N1-C6-N6	-7.43	114.14	118.60
54	BA	1085	A	C5-C6-N1	7.43	121.42	117.70
54	BA	1913	A	C5-C6-N1	7.43	121.42	117.70
54	BA	1347	A	C5-C6-N1	7.43	121.42	117.70
54	BA	2893	A	C5-C6-N1	7.43	121.41	117.70
21	AA	790	A	N1-C6-N6	-7.43	114.14	118.60
54	BA	1472	C	O4'-C1'-N1	7.43	114.14	108.20
54	BA	2899	A	C5-C6-N1	7.43	121.41	117.70
17	AR	47	ARG	NE-CZ-NH1	7.42	124.01	120.30
21	AA	974	A	C5-C6-N1	7.42	121.41	117.70
32	BJ	13	ARG	NE-CZ-NH1	7.42	124.01	120.30
54	BA	510	C	N3-C2-O2	-7.42	116.70	121.90
54	BA	1241	A	C5-C6-N1	7.42	121.41	117.70
54	BA	547	A	C5-C6-N1	7.42	121.41	117.70
21	AA	98	A	C5-C6-N1	7.42	121.41	117.70
54	BA	811	U	O4'-C1'-N1	7.42	114.14	108.20
54	BA	1272	A	C5-C6-N1	7.42	121.41	117.70
21	AA	188	C	N3-C2-O2	-7.42	116.71	121.90
54	BA	2388	A	N1-C6-N6	-7.42	114.15	118.60
54	BA	2425	A	C5-C6-N1	7.42	121.41	117.70
21	AA	182	A	N1-C6-N6	-7.41	114.15	118.60
54	BA	1953	A	N1-C6-N6	-7.41	114.15	118.60
54	BA	1960	A	C5-C6-N1	7.41	121.41	117.70
54	BA	368	A	C5-C6-N1	7.41	121.41	117.70
54	BA	391	A	C5-C6-N1	7.41	121.41	117.70
54	BA	1420	A	C5-C6-N1	7.41	121.41	117.70
21	AA	382	A	N1-C6-N6	-7.41	114.15	118.60
21	AA	498	A	N1-C6-N6	-7.41	114.15	118.60
54	BA	1774	C	N3-C2-O2	-7.41	116.71	121.90
54	BA	2705	A	C5-C6-N1	7.41	121.40	117.70

Continued on next page...

Continued from previous page...

Mol	Chain	Res	Type	Atoms	Z	Observed(°)	Ideal(°)
55	BB	57	A	C4-C5-C6	-7.41	113.30	117.00
19	AT	73	ARG	NE-CZ-NH2	-7.40	116.60	120.30
21	AA	918	A	N1-C6-N6	-7.40	114.16	118.60
21	AA	99	C	N3-C2-O2	-7.40	116.72	121.90
21	AA	546	A	C5-C6-N1	7.40	121.40	117.70
21	AA	1188	A	N1-C6-N6	-7.40	114.16	118.60
54	BA	508	A	N1-C6-N6	-7.40	114.16	118.60
54	BA	1701	A	C5-C6-N1	7.40	121.40	117.70
54	BA	1938	A	O4'-C1'-N9	7.40	114.12	108.20
54	BA	38	A	C5-C6-N1	7.40	121.40	117.70
54	BA	460	A	N1-C6-N6	-7.40	114.16	118.60
54	BA	783	A	C4-C5-C6	-7.40	113.30	117.00
54	BA	927	A	C5-C6-N1	7.40	121.40	117.70
54	BA	1470	A	C4-C5-C6	-7.40	113.30	117.00
21	AA	1418	A	C5-C6-N1	7.40	121.40	117.70
54	BA	503	A	N1-C6-N6	-7.40	114.16	118.60
54	BA	1119	U	O4'-C1'-N1	7.40	114.12	108.20
54	BA	1365	A	N1-C6-N6	-7.40	114.16	118.60
54	BA	527	C	N1-C2-O2	7.40	123.34	118.90
54	BA	1503	A	C4-C5-C6	-7.40	113.30	117.00
54	BA	1156	A	C5-C6-N1	7.39	121.40	117.70
21	AA	325	A	C5-C6-N1	7.39	121.40	117.70
54	BA	471	A	N1-C6-N6	-7.39	114.16	118.60
54	BA	1243	C	N3-C2-O2	-7.39	116.72	121.90
21	AA	1218	C	N3-C2-O2	-7.39	116.73	121.90
54	BA	2506	U	N3-C2-O2	-7.39	117.03	122.20
54	BA	2513	A	N1-C6-N6	-7.39	114.17	118.60
54	BA	2837	A	C5-C6-N1	7.39	121.40	117.70
54	BA	947	A	C4-C5-C6	-7.39	113.31	117.00
54	BA	2135	A	C5-C6-N1	7.39	121.39	117.70
54	BA	2632	A	C4-C5-C6	-7.39	113.31	117.00
21	AA	71	A	C5-C6-N1	7.39	121.39	117.70
54	BA	255	A	N1-C6-N6	-7.39	114.17	118.60
54	BA	2003	A	N1-C6-N6	-7.39	114.17	118.60
54	BA	2738	A	C4-C5-C6	-7.39	113.31	117.00
21	AA	80	A	C5-C6-N1	7.38	121.39	117.70
54	BA	825	A	C5-C6-N1	7.38	121.39	117.70
24	A3	39	A	N1-C6-N6	-7.38	114.17	118.60
54	BA	572	A	C5-C6-N1	7.38	121.39	117.70
54	BA	1509	A	C5-C6-N1	7.38	121.39	117.70
54	BA	1808	A	O4'-C1'-N9	7.38	114.11	108.20
21	AA	336	A	C5-C6-N1	7.38	121.39	117.70

Continued on next page...

Continued from previous page...

Mol	Chain	Res	Type	Atoms	Z	Observed(°)	Ideal(°)
21	AA	1239	A	C5-C6-N1	7.38	121.39	117.70
54	BA	2060	A	C5-C6-N1	7.38	121.39	117.70
54	BA	2681	C	N3-C2-O2	-7.38	116.73	121.90
54	BA	2717	C	N3-C2-O2	-7.38	116.73	121.90
55	BB	34	A	C5-C6-N1	7.38	121.39	117.70
54	BA	1596	A	N1-C6-N6	-7.38	114.17	118.60
54	BA	2129	C	O4'-C1'-N1	7.38	114.10	108.20
21	AA	459	A	C5-C6-N1	7.38	121.39	117.70
54	BA	661	A	C5-C6-N1	7.37	121.39	117.70
54	BA	861	A	C5-C6-N1	7.37	121.39	117.70
54	BA	1088	A	C5-C6-N1	7.37	121.39	117.70
54	BA	1614	A	C5-C6-N1	7.37	121.39	117.70
41	BS	18	ARG	NE-CZ-NH1	7.37	123.98	120.30
54	BA	460	A	C5-C6-N1	7.37	121.39	117.70
54	BA	2184	A	C5-C6-N1	7.37	121.39	117.70
54	BA	634	C	N3-C2-O2	-7.37	116.74	121.90
21	AA	794	A	C4-C5-C6	-7.37	113.32	117.00
54	BA	800	A	C5-C6-N1	7.37	121.39	117.70
54	BA	1438	U	N3-C2-O2	-7.37	117.04	122.20
21	AA	1374	A	C5-C6-N1	7.37	121.38	117.70
26	BD	124	ARG	NE-CZ-NH1	7.37	123.98	120.30
54	BA	219	A	C5-C6-N1	7.37	121.38	117.70
54	BA	430	A	C5-C6-N1	7.37	121.38	117.70
54	BA	915	C	N3-C2-O2	-7.37	116.74	121.90
54	BA	920	A	C5-C6-N1	7.37	121.38	117.70
54	BA	925	A	C5-C6-N1	7.37	121.38	117.70
54	BA	2639	A	C5-C6-N1	7.37	121.38	117.70
6	AG	9	ARG	NE-CZ-NH1	7.36	123.98	120.30
54	BA	918	A	C5-C6-N1	7.36	121.38	117.70
54	BA	2667	C	N3-C2-O2	-7.36	116.75	121.90
54	BA	2851	A	C5-C6-N1	7.36	121.38	117.70
54	BA	2886	A	C5-C6-N1	7.36	121.38	117.70
21	AA	747	A	C5-C6-N1	7.36	121.38	117.70
54	BA	1515	A	C5-C6-N1	7.36	121.38	117.70
54	BA	1755	A	C5-C6-N1	7.36	121.38	117.70
54	BA	1916	A	C4-C5-C6	-7.36	113.32	117.00
21	AA	1238	A	C5-C6-N1	7.36	121.38	117.70
21	AA	1274	A	C5-C6-N1	7.36	121.38	117.70
21	AA	1285	A	N1-C6-N6	-7.36	114.18	118.60
55	BB	53	A	C5-C6-N1	7.36	121.38	117.70
44	BV	9	ARG	NE-CZ-NH1	7.36	123.98	120.30
19	AT	24	ARG	NE-CZ-NH1	7.36	123.98	120.30

Continued on next page...

Continued from previous page...

Mol	Chain	Res	Type	Atoms	Z	Observed(°)	Ideal(°)
21	AA	160	A	C5-C6-N1	7.36	121.38	117.70
54	BA	1571	A	C5-C6-N1	7.36	121.38	117.70
21	AA	937	A	C5-C6-N1	7.35	121.38	117.70
54	BA	423	A	C5-C6-N1	7.35	121.38	117.70
54	BA	2154	A	C4-C5-C6	-7.35	113.32	117.00
21	AA	597	G	N3-C2-N2	-7.35	114.75	119.90
21	AA	844	G	N1-C6-O6	-7.35	115.49	119.90
54	BA	973	A	C5-C6-N1	7.35	121.38	117.70
55	BB	41	G	O4'-C1'-N9	7.35	114.08	108.20
21	AA	1081	A	N1-C6-N6	-7.35	114.19	118.60
21	AA	1117	A	C5-C6-N1	7.35	121.38	117.70
22	A1	69	A	C4-C5-C6	-7.35	113.33	117.00
54	BA	959	A	C4-C5-C6	-7.35	113.33	117.00
21	AA	303	A	C5-C6-N1	7.35	121.37	117.70
54	BA	52	A	N1-C6-N6	-7.35	114.19	118.60
54	BA	2547	A	C5-C6-N1	7.35	121.37	117.70
54	BA	2810	A	C5-C6-N1	7.35	121.37	117.70
21	AA	288	A	C5-C6-N1	7.35	121.37	117.70
21	AA	431	A	C5-C6-N1	7.35	121.37	117.70
2	AC	64	ARG	NE-CZ-NH1	7.34	123.97	120.30
16	AQ	63	CYS	C-N-CA	7.34	140.06	121.70
54	BA	877	A	C5-C6-N1	7.34	121.37	117.70
21	AA	1014	A	C5-C6-N1	7.34	121.37	117.70
54	BA	508	A	C5-C6-N1	7.34	121.37	117.70
54	BA	2231	U	O4'-C1'-N1	7.34	114.07	108.20
54	BA	2814	A	N1-C6-N6	-7.34	114.19	118.60
21	AA	279	A	C4-C5-C6	-7.34	113.33	117.00
21	AA	412	A	O4'-C1'-N9	7.34	114.07	108.20
21	AA	793	U	C1'-O4'-C4'	-7.34	104.03	109.90
54	BA	2169	A	C5-C6-N1	7.34	121.37	117.70
39	BQ	63	ARG	NE-CZ-NH1	7.34	123.97	120.30
54	BA	384	A	C5-C6-N1	7.34	121.37	117.70
35	BM	38	ARG	NE-CZ-NH1	7.34	123.97	120.30
21	AA	1531	A	C5-C6-N1	7.33	121.37	117.70
54	BA	812	C	N3-C2-O2	-7.33	116.77	121.90
21	AA	172	A	C5-C6-N1	7.33	121.37	117.70
21	AA	1217	C	N3-C2-O2	-7.33	116.77	121.90
54	BA	2327	A	C5-C6-N1	7.33	121.37	117.70
54	BA	2757	A	N1-C6-N6	-7.33	114.20	118.60
3	AD	103	ARG	NE-CZ-NH1	7.33	123.96	120.30
54	BA	1583	A	N1-C6-N6	-7.33	114.20	118.60
54	BA	1626	A	N1-C6-N6	-7.33	114.20	118.60

Continued on next page...

Continued from previous page...

Mol	Chain	Res	Type	Atoms	Z	Observed(°)	Ideal(°)
36	BN	63	ARG	NE-CZ-NH1	7.33	123.96	120.30
54	BA	2281	A	C4-C5-C6	-7.33	113.34	117.00
1	AB	206	ILE	C-N-CA	7.33	140.01	121.70
21	AA	942	G	C5'-C4'-O4'	7.33	117.89	109.10
21	AA	1093	A	C5-C6-N1	7.33	121.36	117.70
54	BA	1226	A	N1-C6-N6	-7.33	114.20	118.60
54	BA	2600	A	N1-C6-N6	-7.32	114.21	118.60
21	AA	1377	A	C4-C5-C6	-7.32	113.34	117.00
54	BA	1048	A	C5-C6-N1	7.32	121.36	117.70
54	BA	470	A	N1-C6-N6	-7.32	114.21	118.60
54	BA	1591	A	C5-C6-N1	7.32	121.36	117.70
21	AA	181	A	C5-C6-N1	7.32	121.36	117.70
54	BA	239	C	N3-C2-O2	-7.32	116.78	121.90
54	BA	1211	C	N1-C2-O2	7.32	123.29	118.90
21	AA	263	A	C5-C6-N1	7.32	121.36	117.70
54	BA	582	A	C5-C6-N1	7.31	121.36	117.70
54	BA	2821	A	C5-C6-N1	7.31	121.36	117.70
21	AA	1150	A	C5-C6-N1	7.31	121.36	117.70
54	BA	402	A	N1-C6-N6	-7.31	114.21	118.60
54	BA	825	A	N1-C6-N6	-7.31	114.21	118.60
54	BA	1000	A	N1-C6-N6	-7.31	114.21	118.60
54	BA	1772	A	C5-C6-N1	7.31	121.36	117.70
54	BA	1204	A	C5-C6-N1	7.31	121.36	117.70
54	BA	1301	A	C5-C6-N1	7.31	121.36	117.70
21	AA	892	A	C5-C6-N1	7.31	121.36	117.70
21	AA	1146	A	C5-C6-N1	7.31	121.36	117.70
54	BA	155	A	C4-C5-C6	-7.31	113.34	117.00
54	BA	945	A	C5-C6-N1	7.31	121.35	117.70
54	BA	1367	A	C5-C6-N1	7.31	121.35	117.70
54	BA	2273	A	C5-C6-N1	7.31	121.36	117.70
54	BA	2813	A	C5-C6-N1	7.31	121.35	117.70
21	AA	665	A	C4-C5-C6	-7.31	113.35	117.00
21	AA	908	A	N1-C6-N6	-7.31	114.22	118.60
54	BA	1143	A	N1-C6-N6	-7.31	114.22	118.60
54	BA	1535	A	C5-C6-N1	7.31	121.35	117.70
54	BA	2655	G	O4'-C1'-N9	7.31	114.05	108.20
21	AA	1004	A	C5-C6-N1	7.31	121.35	117.70
54	BA	1431	A	C5-C6-N1	7.31	121.35	117.70
54	BA	487	C	N3-C2-O2	-7.30	116.79	121.90
54	BA	972	A	C5-C6-N1	7.30	121.35	117.70
54	BA	1241	A	C4-C5-C6	-7.30	113.35	117.00
54	BA	2385	C	N3-C2-O2	-7.30	116.79	121.90

Continued on next page...

Continued from previous page...

Mol	Chain	Res	Type	Atoms	Z	Observed(°)	Ideal(°)
54	BA	751	A	C5-C6-N1	7.30	121.35	117.70
54	BA	1672	A	C5-C6-N1	7.30	121.35	117.70
54	BA	2778	A	N1-C6-N6	-7.30	114.22	118.60
21	AA	164	G	C1'-O4'-C4'	-7.30	104.06	109.90
54	BA	2483	C	N3-C2-O2	-7.30	116.79	121.90
54	BA	2566	A	C5-C6-N1	7.30	121.35	117.70
21	AA	959	A	C5-C6-N1	7.30	121.35	117.70
21	AA	1534	A	C5-C6-N1	7.30	121.35	117.70
54	BA	959	A	O4'-C1'-N9	7.30	114.04	108.20
54	BA	716	A	C5-C6-N1	7.30	121.35	117.70
24	A3	69	C	N3-C2-O2	-7.29	116.79	121.90
10	AK	36	ARG	NE-CZ-NH1	7.29	123.95	120.30
29	BG	54	ARG	NE-CZ-NH1	7.29	123.95	120.30
21	AA	393	A	C5-C6-N1	7.29	121.35	117.70
21	AA	1152	A	C5-C6-N1	7.29	121.35	117.70
54	BA	655	A	N1-C6-N6	-7.29	114.22	118.60
21	AA	759	A	C5-C6-N1	7.29	121.34	117.70
54	BA	1650	A	C4-C5-C6	-7.29	113.36	117.00
54	BA	1713	A	C5-C6-N1	7.29	121.34	117.70
54	BA	2453	A	C4-C5-C6	-7.29	113.36	117.00
54	BA	2887	A	C5-C6-N1	7.29	121.34	117.70
21	AA	768	A	C4-C5-C6	-7.29	113.36	117.00
21	AA	478	A	C5-C6-N1	7.28	121.34	117.70
21	AA	502	A	C5-C6-N1	7.28	121.34	117.70
21	AA	1246	A	C5-C6-N1	7.28	121.34	117.70
21	AA	1413	A	C4-C5-C6	-7.28	113.36	117.00
54	BA	1230	A	C5-C6-N1	7.28	121.34	117.70
46	BX	56	ARG	NE-CZ-NH1	7.28	123.94	120.30
54	BA	1711	A	C5-C6-N1	7.28	121.34	117.70
54	BA	2287	A	C5-C6-N1	7.28	121.34	117.70
21	AA	1219	A	C5-C6-N1	7.28	121.34	117.70
50	B1	43	ARG	NE-CZ-NH1	7.28	123.94	120.30
21	AA	1155	A	C5-C6-N1	7.28	121.34	117.70
54	BA	94	A	C5-C6-N1	7.28	121.34	117.70
54	BA	1640	A	C5-C6-N1	7.28	121.34	117.70
54	BA	2418	A	C5-C6-N1	7.28	121.34	117.70
6	AG	77	ARG	NE-CZ-NH1	7.28	123.94	120.30
21	AA	179	A	C5-C6-N1	7.28	121.34	117.70
21	AA	309	A	C5-C6-N1	7.28	121.34	117.70
54	BA	677	A	C5-C6-N1	7.28	121.34	117.70
54	BA	2309	A	O4'-C1'-N9	7.28	114.02	108.20
55	BB	62	C	N3-C2-O2	-7.28	116.81	121.90

Continued on next page...

Continued from previous page...

Mol	Chain	Res	Type	Atoms	Z	Observed(°)	Ideal(°)
54	BA	309	A	C5-C6-N1	7.27	121.34	117.70
54	BA	1045	C	N3-C2-O2	-7.27	116.81	121.90
54	BA	1610	A	O4'-C1'-N9	7.27	114.02	108.20
54	BA	2727	A	C5-C6-N1	7.27	121.34	117.70
21	AA	819	A	C4-C5-C6	-7.27	113.36	117.00
21	AA	478	A	N1-C6-N6	-7.27	114.24	118.60
37	BO	15	ARG	NE-CZ-NH1	7.27	123.94	120.30
54	BA	1490	A	C5-C6-N1	7.27	121.33	117.70
54	BA	1679	A	C4-C5-C6	-7.27	113.37	117.00
9	AJ	31	ARG	NE-CZ-NH1	7.27	123.93	120.30
21	AA	162	A	C5-C6-N1	7.27	121.33	117.70
54	BA	330	A	C1'-O4'-C4'	-7.27	104.09	109.90
54	BA	1678	A	C5-C6-N1	7.27	121.33	117.70
54	BA	2019	A	C5-C6-N1	7.27	121.33	117.70
8	AI	118	ARG	NE-CZ-NH1	7.26	123.93	120.30
21	AA	329	A	N1-C6-N6	-7.26	114.24	118.60
21	AA	873	A	C5-C6-N1	7.26	121.33	117.70
28	BF	149	ARG	NE-CZ-NH1	7.26	123.93	120.30
54	BA	1378	A	C5-C6-N1	7.26	121.33	117.70
54	BA	1728	C	N3-C2-O2	-7.26	116.82	121.90
54	BA	2530	A	C5-C6-N1	7.26	121.33	117.70
21	AA	7	A	C5-C6-N1	7.26	121.33	117.70
21	AA	149	A	N1-C6-N6	-7.26	114.24	118.60
22	A1	26	A	N1-C6-N6	-7.26	114.24	118.60
54	BA	1128	G	C1'-O4'-C4'	-7.26	104.09	109.90
54	BA	1755	A	C4-C5-C6	-7.26	113.37	117.00
21	AA	167	A	N1-C6-N6	-7.26	114.24	118.60
22	A1	73	A	C4-C5-C6	-7.26	113.37	117.00
54	BA	1226	A	C5-C6-N1	7.26	121.33	117.70
54	BA	2724	U	O4'-C1'-N1	7.26	114.01	108.20
21	AA	878	A	C5-C6-N1	7.26	121.33	117.70
54	BA	1496	A	C5-C6-N1	7.26	121.33	117.70
54	BA	1253	A	C5-C6-N1	7.26	121.33	117.70
54	BA	2326	C	N3-C2-O2	-7.25	116.82	121.90
21	AA	996	A	C5-C6-N1	7.25	121.33	117.70
54	BA	1020	A	C5-C6-N1	7.25	121.33	117.70
54	BA	2873	A	C5-C6-N1	7.25	121.33	117.70
54	BA	668	A	C5-C6-N1	7.25	121.33	117.70
54	BA	1151	A	C5-C6-N1	7.25	121.33	117.70
21	AA	1299	A	C5-C6-N1	7.25	121.33	117.70
10	AK	127	ARG	NE-CZ-NH1	7.25	123.92	120.30
21	AA	1236	A	C5-C6-N1	7.25	121.32	117.70

Continued on next page...

Continued from previous page...

Mol	Chain	Res	Type	Atoms	Z	Observed(°)	Ideal(°)
54	BA	155	A	C5-C6-N1	7.25	121.32	117.70
54	BA	1077	A	C5-C6-N1	7.25	121.32	117.70
54	BA	1552	A	C5-C6-N1	7.25	121.32	117.70
21	AA	243	A	C4-C5-C6	-7.25	113.38	117.00
54	BA	357	C	N3-C2-O2	-7.25	116.83	121.90
54	BA	743	A	C5-C6-N1	7.25	121.32	117.70
54	BA	796	C	N3-C2-O2	-7.25	116.83	121.90
54	BA	640	C	N3-C2-O2	-7.25	116.83	121.90
54	BA	2427	C	N3-C2-O2	-7.25	116.83	121.90
21	AA	363	A	C4-C5-C6	-7.24	113.38	117.00
54	BA	1532	A	C5-C6-N1	7.24	121.32	117.70
54	BA	1664	A	C5-C6-N1	7.24	121.32	117.70
54	BA	644	A	O4'-C1'-N9	7.24	113.99	108.20
54	BA	2171	A	C5-C6-N1	7.24	121.32	117.70
54	BA	2211	A	C4-C5-C6	-7.24	113.38	117.00
54	BA	1489	C	N3-C2-O2	-7.24	116.83	121.90
54	BA	1544	A	C5-C6-N1	7.24	121.32	117.70
54	BA	1098	A	N1-C6-N6	-7.24	114.26	118.60
54	BA	1103	A	C5-C6-N1	7.24	121.32	117.70
54	BA	1987	A	C4-C5-C6	-7.24	113.38	117.00
21	AA	718	A	C5-C6-N1	7.23	121.32	117.70
54	BA	2721	A	C4-C5-C6	-7.23	113.38	117.00
21	AA	518	C	N3-C2-O2	-7.23	116.84	121.90
21	AA	1158	C	N1-C2-O2	7.23	123.24	118.90
54	BA	353	C	N3-C2-O2	-7.23	116.84	121.90
21	AA	990	C	N3-C2-O2	-7.23	116.84	121.90
21	AA	1080	A	C5-C6-N1	7.23	121.31	117.70
22	A1	35	A	C4-C5-C6	-7.23	113.39	117.00
52	B3	39	ARG	NE-CZ-NH1	7.23	123.91	120.30
54	BA	513	A	C5-C6-N1	7.23	121.31	117.70
54	BA	1540	G	O4'-C1'-N9	7.23	113.98	108.20
21	AA	766	A	C5-C6-N1	7.23	121.31	117.70
54	BA	804	A	C5-C6-N1	7.23	121.31	117.70
21	AA	435	A	C4-C5-C6	-7.22	113.39	117.00
21	AA	482	A	C5-C6-N1	7.22	121.31	117.70
21	AA	345	C	N1-C2-O2	7.22	123.23	118.90
21	AA	441	A	C5-C6-N1	7.22	121.31	117.70
21	AA	1180	A	C5-C6-N1	7.22	121.31	117.70
24	A3	77	A	N1-C6-N6	-7.22	114.27	118.60
54	BA	91	A	C5-C6-N1	7.22	121.31	117.70
54	BA	484	C	N3-C2-O2	-7.22	116.84	121.90
54	BA	507	A	C5-C6-N1	7.22	121.31	117.70

Continued on next page...

Continued from previous page...

Mol	Chain	Res	Type	Atoms	Z	Observed(°)	Ideal(°)
54	BA	1977	A	C5-C6-N1	7.22	121.31	117.70
54	BA	2893	A	C4-C5-C6	-7.22	113.39	117.00
21	AA	315	A	C4-C5-C6	-7.22	113.39	117.00
21	AA	364	A	C4-C5-C6	-7.22	113.39	117.00
21	AA	1398	A	C5-C6-N1	7.22	121.31	117.70
22	A1	26	A	C5-C6-N1	7.22	121.31	117.70
54	BA	1213	A	C5-C6-N1	7.22	121.31	117.70
21	AA	907	A	N1-C6-N6	-7.22	114.27	118.60
54	BA	959	A	C5-C6-N1	7.22	121.31	117.70
54	BA	1000	A	C5-C6-N1	7.22	121.31	117.70
54	BA	1118	C	N3-C2-O2	-7.22	116.85	121.90
21	AA	560	A	C5-C6-N1	7.22	121.31	117.70
38	BP	61	ARG	NE-CZ-NH1	7.22	123.91	120.30
42	BT	76	ARG	NE-CZ-NH1	7.22	123.91	120.30
54	BA	528	A	C5-C6-N1	7.22	121.31	117.70
21	AA	831	A	C5-C6-N1	7.21	121.31	117.70
36	BN	8	ARG	NE-CZ-NH1	7.21	123.91	120.30
54	BA	676	A	C5-C6-N1	7.21	121.31	117.70
54	BA	1970	A	C5-C6-N1	7.21	121.31	117.70
21	AA	66	A	N1-C6-N6	-7.21	114.27	118.60
21	AA	696	A	C5-C6-N1	7.21	121.31	117.70
21	AA	1191	A	C5-C6-N1	7.21	121.31	117.70
54	BA	197	A	C5-C6-N1	7.21	121.31	117.70
54	BA	231	A	N1-C6-N6	-7.21	114.27	118.60
54	BA	574	A	C4-C5-C6	-7.21	113.39	117.00
54	BA	2322	A	C5-C6-N1	7.21	121.31	117.70
54	BA	2450	A	C5-C6-N1	7.21	121.31	117.70
24	A3	39	A	C5-C6-N1	7.21	121.30	117.70
54	BA	1833	C	O4'-C1'-N1	7.21	113.97	108.20
21	AA	716	A	C4-C5-C6	-7.21	113.40	117.00
21	AA	1500	A	N1-C6-N6	-7.21	114.28	118.60
54	BA	14	A	N1-C6-N6	-7.21	114.28	118.60
54	BA	526	A	C5-C6-N1	7.21	121.30	117.70
54	BA	601	C	N3-C2-O2	-7.21	116.86	121.90
54	BA	1616	A	C5-C6-N1	7.21	121.30	117.70
54	BA	2005	A	C5-C6-N1	7.21	121.30	117.70
54	BA	2052	A	C5-C6-N1	7.21	121.30	117.70
54	BA	2176	A	C5-C6-N1	7.21	121.30	117.70
30	BH	97	ARG	NE-CZ-NH1	7.21	123.90	120.30
21	AA	1021	A	C4-C5-C6	-7.20	113.40	117.00
21	AA	1359	C	N3-C2-O2	-7.20	116.86	121.90
28	BF	29	ARG	NE-CZ-NH1	7.20	123.90	120.30

Continued on next page...

Continued from previous page...

Mol	Chain	Res	Type	Atoms	Z	Observed(°)	Ideal(°)
29	BG	169	ARG	NE-CZ-NH1	7.20	123.90	120.30
41	BS	11	ARG	NE-CZ-NH1	7.20	123.90	120.30
54	BA	1205	A	C5-C6-N1	7.20	121.30	117.70
54	BA	6	A	C5-C6-N1	7.20	121.30	117.70
54	BA	324	A	C5-C6-N1	7.20	121.30	117.70
54	BA	2534	A	C5-C6-N1	7.20	121.30	117.70
21	AA	338	A	C5-C6-N1	7.20	121.30	117.70
16	AQ	61	ARG	NE-CZ-NH1	7.20	123.90	120.30
54	BA	2577	A	N1-C6-N6	-7.20	114.28	118.60
21	AA	298	A	C5-C6-N1	7.20	121.30	117.70
21	AA	1518	A	C4-C5-C6	-7.20	113.40	117.00
54	BA	1757	A	N1-C6-N6	-7.20	114.28	118.60
21	AA	334	C	N3-C2-O2	-7.20	116.86	121.90
54	BA	1165	A	C5-C6-N1	7.20	121.30	117.70
54	BA	1580	A	C5-C6-N1	7.20	121.30	117.70
54	BA	1783	A	C5-C6-N1	7.20	121.30	117.70
54	BA	2328	A	C4-C5-C6	-7.20	113.40	117.00
21	AA	1059	C	N3-C2-O2	-7.19	116.87	121.90
30	BH	123	ARG	NE-CZ-NH2	-7.19	116.70	120.30
54	BA	844	A	C4-C5-C6	-7.19	113.40	117.00
55	BB	29	A	N1-C6-N6	-7.19	114.28	118.60
54	BA	632	A	N1-C6-N6	-7.19	114.29	118.60
54	BA	1175	A	O4'-C1'-N9	7.19	113.95	108.20
54	BA	2761	A	C5-C6-N1	7.19	121.30	117.70
54	BA	2853	C	N3-C2-O2	-7.19	116.87	121.90
21	AA	640	A	C5-C6-N1	7.19	121.29	117.70
54	BA	1889	A	C5-C6-N1	7.19	121.30	117.70
54	BA	2733	A	C5-C6-N1	7.19	121.30	117.70
21	AA	1228	C	N3-C2-O2	-7.19	116.87	121.90
54	BA	2014	A	N1-C6-N6	-7.19	114.29	118.60
21	AA	1437	A	C4-C5-C6	-7.19	113.41	117.00
54	BA	2025	C	N3-C2-O2	-7.19	116.87	121.90
21	AA	1016	A	C5-C6-N1	7.18	121.29	117.70
54	BA	1322	A	N1-C6-N6	-7.18	114.29	118.60
21	AA	996	A	N1-C6-N6	-7.18	114.29	118.60
54	BA	227	A	C4-C5-C6	-7.18	113.41	117.00
54	BA	2725	A	C4-C5-C6	-7.18	113.41	117.00
21	AA	81	A	C5-C6-N1	7.18	121.29	117.70
21	AA	665	A	C5-C6-N1	7.18	121.29	117.70
54	BA	633	A	C5-C6-N1	7.18	121.29	117.70
54	BA	125	A	C5-C6-N1	7.18	121.29	117.70
54	BA	331	C	N3-C2-O2	-7.18	116.88	121.90

Continued on next page...

Continued from previous page...

Mol	Chain	Res	Type	Atoms	Z	Observed(°)	Ideal(°)
54	BA	2378	A	C4-C5-C6	-7.18	113.41	117.00
54	BA	2882	A	C5-C6-N1	7.18	121.29	117.70
54	BA	14	A	C5-C6-N1	7.18	121.29	117.70
54	BA	1802	A	N1-C6-N6	-7.18	114.29	118.60
21	AA	533	A	C5-C6-N1	7.17	121.29	117.70
21	AA	1151	A	C5-C6-N1	7.17	121.29	117.70
54	BA	1538	G	O4'-C1'-N9	7.17	113.94	108.20
54	BA	218	A	C5-C6-N1	7.17	121.29	117.70
54	BA	1999	C	N3-C2-O2	-7.17	116.88	121.90
54	BA	2440	C	N3-C2-O2	-7.17	116.88	121.90
55	BB	46	A	C5-C6-N1	7.17	121.29	117.70
21	AA	532	A	C5-C6-N1	7.17	121.29	117.70
21	AA	1022	A	C5-C6-N1	7.17	121.29	117.70
54	BA	1505	A	C5-C6-N1	7.17	121.28	117.70
54	BA	2542	A	C5-C6-N1	7.17	121.28	117.70
54	BA	705	A	N1-C6-N6	-7.17	114.30	118.60
54	BA	1604	C	O4'-C1'-N1	7.17	113.94	108.20
21	AA	169	C	N3-C2-O2	-7.17	116.88	121.90
21	AA	1113	C	N3-C2-O2	-7.17	116.88	121.90
54	BA	2030	A	O4'-C1'-N9	7.17	113.93	108.20
55	BB	78	A	C5-C6-N1	7.17	121.28	117.70
21	AA	466	A	C5-C6-N1	7.16	121.28	117.70
21	AA	1254	A	C4-C5-C6	-7.16	113.42	117.00
21	AA	1469	C	N3-C2-O2	-7.16	116.89	121.90
54	BA	1596	A	C5-C6-N1	7.16	121.28	117.70
54	BA	2170	A	C4-C5-C6	-7.16	113.42	117.00
9	AJ	5	ARG	NE-CZ-NH1	7.16	123.88	120.30
54	BA	1548	A	C5-C6-N1	7.16	121.28	117.70
54	BA	2679	A	C5-C6-N1	7.16	121.28	117.70
21	AA	1468	A	C4-C5-C6	-7.16	113.42	117.00
19	AT	59	ARG	NE-CZ-NH1	7.16	123.88	120.30
21	AA	205	A	C5-C6-N1	7.16	121.28	117.70
21	AA	1322	C	N3-C2-O2	-7.16	116.89	121.90
54	BA	1129	A	C5-C6-N1	7.16	121.28	117.70
21	AA	1038	C	N3-C2-O2	-7.15	116.89	121.90
21	AA	1105	A	C5-C6-N1	7.15	121.28	117.70
54	BA	1533	C	N3-C2-O2	-7.15	116.89	121.90
54	BA	2393	U	O4'-C1'-N1	7.15	113.92	108.20
21	AA	465	A	C4-C5-C6	-7.15	113.42	117.00
54	BA	256	A	C4-C5-C6	-7.15	113.42	117.00
54	BA	503	A	C5-C6-N1	7.15	121.28	117.70
54	BA	2799	A	C5-C6-N1	7.15	121.28	117.70

Continued on next page...

Continued from previous page...

Mol	Chain	Res	Type	Atoms	Z	Observed(°)	Ideal(°)
54	BA	2883	A	N1-C6-N6	-7.15	114.31	118.60
21	AA	629	A	C4-C5-C6	-7.15	113.43	117.00
54	BA	1427	A	C5-C6-N1	7.15	121.27	117.70
54	BA	2851	A	C4-C5-C6	-7.15	113.43	117.00
55	BB	101	A	C5-C6-N1	7.15	121.27	117.70
21	AA	1456	A	C4-C5-C6	-7.14	113.43	117.00
21	AA	1200	C	N3-C2-O2	-7.14	116.90	121.90
24	A3	59	A	C5-C6-N1	7.14	121.27	117.70
25	BC	211	ARG	NE-CZ-NH1	7.14	123.87	120.30
54	BA	269	C	N3-C2-O2	-7.14	116.90	121.90
54	BA	1833	C	N3-C2-O2	-7.14	116.90	121.90
54	BA	1244	A	N1-C6-N6	-7.14	114.32	118.60
54	BA	10	A	C5-C6-N1	7.14	121.27	117.70
54	BA	190	A	C5-C6-N1	7.14	121.27	117.70
54	BA	685	A	C5-C6-N1	7.14	121.27	117.70
54	BA	1566	A	N1-C6-N6	-7.14	114.32	118.60
54	BA	2003	A	C5-C6-N1	7.14	121.27	117.70
54	BA	2333	A	C4-C5-C6	-7.14	113.43	117.00
54	BA	1147	A	N1-C6-N6	-7.13	114.32	118.60
54	BA	2200	C	O4'-C1'-N1	7.13	113.91	108.20
55	BB	26	C	N3-C2-O2	-7.13	116.91	121.90
54	BA	1493	C	N3-C2-O2	-7.13	116.91	121.90
54	BA	2591	C	N3-C2-O2	-7.13	116.91	121.90
6	AG	3	ARG	NE-CZ-NH1	7.13	123.86	120.30
21	AA	1333	A	C4-C5-C6	-7.13	113.44	117.00
21	AA	1483	A	C5-C6-N1	7.13	121.27	117.70
54	BA	1084	A	C5-C6-N1	7.13	121.27	117.70
54	BA	2538	C	O4'-C1'-N1	7.13	113.90	108.20
22	A1	9	A	C5-C6-N1	7.13	121.27	117.70
54	BA	845	A	C4-C5-C6	-7.13	113.44	117.00
54	BA	645	C	N3-C2-O2	-7.13	116.91	121.90
54	BA	2071	A	N1-C6-N6	-7.13	114.32	118.60
33	BK	31	ARG	NE-CZ-NH1	7.13	123.86	120.30
54	BA	28	A	C4-C5-C6	-7.13	113.44	117.00
54	BA	1566	A	C5-C6-N1	7.13	121.26	117.70
54	BA	1677	A	C5-C6-N1	7.13	121.26	117.70
21	AA	469	C	N3-C2-O2	-7.12	116.91	121.90
54	BA	181	A	N1-C6-N6	-7.12	114.33	118.60
55	BB	101	A	N1-C6-N6	-7.12	114.33	118.60
21	AA	923	A	N1-C6-N6	-7.12	114.33	118.60
54	BA	2407	A	N1-C6-N6	-7.12	114.33	118.60
54	BA	522	A	C5-C6-N1	7.12	121.26	117.70

Continued on next page...

Continued from previous page...

Mol	Chain	Res	Type	Atoms	Z	Observed(°)	Ideal(°)
54	BA	1275	A	C4-C5-C6	-7.12	113.44	117.00
54	BA	1551	A	N1-C6-N6	-7.12	114.33	118.60
54	BA	1853	A	C4-C5-C6	-7.12	113.44	117.00
54	BA	889	C	N3-C2-O2	-7.12	116.92	121.90
54	BA	1887	C	N3-C2-O2	-7.12	116.92	121.90
54	BA	2866	U	O4'-C1'-N1	7.12	113.89	108.20
21	AA	383	A	C4-C5-C6	-7.12	113.44	117.00
21	AA	622	A	C4-C5-C6	-7.12	113.44	117.00
51	B2	12	ARG	NE-CZ-NH1	7.12	123.86	120.30
54	BA	131	A	C5-C6-N1	7.12	121.26	117.70
54	BA	504	A	C5-C6-N1	7.12	121.26	117.70
54	BA	1027	A	C5-C6-N1	7.12	121.26	117.70
54	BA	1413	A	C4-C5-C6	-7.12	113.44	117.00
54	BA	2134	A	C5-C6-N1	7.12	121.26	117.70
54	BA	279	A	C4-C5-C6	-7.11	113.44	117.00
54	BA	1730	C	N3-C2-O2	-7.11	116.92	121.90
21	AA	1349	A	C5-C6-N1	7.11	121.26	117.70
54	BA	362	A	C5-C6-N1	7.11	121.26	117.70
54	BA	1419	A	C5-C6-N1	7.11	121.26	117.70
54	BA	182	A	C5-C6-N1	7.11	121.25	117.70
54	BA	2711	A	C5-C6-N1	7.11	121.26	117.70
21	AA	937	A	C4-C5-C6	-7.11	113.44	117.00
21	AA	1531	A	C4-C5-C6	-7.11	113.44	117.00
24	A3	14	A	C5-C6-N1	7.11	121.25	117.70
54	BA	1322	A	C5-C6-N1	7.11	121.25	117.70
54	BA	2021	C	N3-C2-O2	-7.11	116.92	121.90
21	AA	509	A	C4-C5-C6	-7.11	113.45	117.00
54	BA	1780	A	C5-C6-N1	7.11	121.25	117.70
21	AA	607	A	C5-C6-N1	7.11	121.25	117.70
21	AA	1395	C	N3-C2-O2	-7.11	116.93	121.90
21	AA	1447	A	C5-C6-N1	7.11	121.25	117.70
21	AA	1452	C	N3-C2-O2	-7.11	116.93	121.90
46	BX	2	ARG	NE-CZ-NH1	7.11	123.85	120.30
54	BA	1802	A	C5-C6-N1	7.11	121.25	117.70
54	BA	1806	C	N3-C2-O2	-7.11	116.93	121.90
54	BA	1858	A	C5-C6-N1	7.11	121.25	117.70
54	BA	575	A	C5-C6-N1	7.10	121.25	117.70
54	BA	2212	A	C5-C6-N1	7.10	121.25	117.70
54	BA	347	A	C5-C6-N1	7.10	121.25	117.70
55	BB	109	A	C4-C5-C6	-7.10	113.45	117.00
54	BA	538	A	N1-C6-N6	-7.10	114.34	118.60
54	BA	1689	A	C5-C6-N1	7.10	121.25	117.70

Continued on next page...

Continued from previous page...

Mol	Chain	Res	Type	Atoms	Z	Observed(°)	Ideal(°)
54	BA	2723	C	N3-C2-O2	-7.10	116.93	121.90
54	BA	44	A	C5-C6-N1	7.10	121.25	117.70
54	BA	213	A	C5-C6-N1	7.10	121.25	117.70
54	BA	227	A	C5-C6-N1	7.10	121.25	117.70
54	BA	480	A	N1-C6-N6	-7.10	114.34	118.60
54	BA	721	A	C5-C6-N1	7.10	121.25	117.70
54	BA	892	A	C5-C6-N1	7.10	121.25	117.70
54	BA	1494	A	C5-C6-N1	7.10	121.25	117.70
39	BQ	29	ARG	NE-CZ-NH1	7.10	123.85	120.30
54	BA	272	A	N1-C6-N6	-7.10	114.34	118.60
21	AA	1128	C	N3-C2-O2	-7.09	116.93	121.90
54	BA	1504	A	N1-C6-N6	-7.09	114.34	118.60
21	AA	1340	A	C5-C6-N1	7.09	121.25	117.70
21	AA	609	A	C4-C5-C6	-7.09	113.45	117.00
52	B3	41	ARG	NE-CZ-NH1	7.09	123.84	120.30
54	BA	878	A	C5-C6-N1	7.09	121.25	117.70
54	BA	996	A	C4-C5-C6	-7.09	113.45	117.00
54	BA	2142	A	N1-C6-N6	-7.09	114.34	118.60
54	BA	2358	A	C5-C6-N1	7.09	121.25	117.70
16	AQ	39	ARG	NE-CZ-NH1	7.09	123.84	120.30
21	AA	482	A	N1-C6-N6	-7.09	114.35	118.60
54	BA	144	A	C5-C6-N1	7.09	121.25	117.70
54	BA	1784	A	C5-C6-N1	7.09	121.25	117.70
54	BA	1739	A	C5-C6-N1	7.09	121.24	117.70
21	AA	1259	C	N3-C2-O2	-7.09	116.94	121.90
54	BA	225	C	O4'-C1'-N1	7.09	113.87	108.20
54	BA	911	A	C5-C6-N1	7.09	121.24	117.70
54	BA	992	C	N3-C2-O2	-7.09	116.94	121.90
37	BO	81	ARG	NE-CZ-NH1	7.08	123.84	120.30
54	BA	1079	C	N3-C2-O2	-7.08	116.94	121.90
54	BA	2369	A	C4-C5-C6	-7.08	113.46	117.00
56	B5	74	ARG	NE-CZ-NH1	7.08	123.84	120.30
21	AA	1480	A	C5-C6-N1	7.08	121.24	117.70
22	A1	21	A	C5-C6-N1	7.08	121.24	117.70
54	BA	2510	C	N3-C2-O2	-7.08	116.94	121.90
13	AN	61	ARG	NE-CZ-NH1	7.08	123.84	120.30
54	BA	637	A	C5-C6-N1	7.08	121.24	117.70
54	BA	644	A	C5-C6-N1	7.08	121.24	117.70
2	AC	106	ARG	NE-CZ-NH1	7.08	123.84	120.30
54	BA	221	A	C5-C6-N1	7.08	121.24	117.70
54	BA	223	A	C5-C6-N1	7.08	121.24	117.70
54	BA	233	A	C5-C6-N1	7.08	121.24	117.70

Continued on next page...

Continued from previous page...

Mol	Chain	Res	Type	Atoms	Z	Observed(°)	Ideal(°)
54	BA	925	A	N1-C6-N6	-7.08	114.35	118.60
54	BA	2847	U	O4'-C1'-N1	7.08	113.86	108.20
54	BA	127	A	C5-C6-N1	7.07	121.24	117.70
54	BA	2425	A	N1-C6-N6	-7.07	114.36	118.60
21	AA	676	A	C5-C6-N1	7.07	121.24	117.70
25	BC	268	ARG	NE-CZ-NH1	7.07	123.84	120.30
54	BA	677	A	C4-C5-C6	-7.07	113.46	117.00
21	AA	595	A	C5-C6-N1	7.07	121.24	117.70
54	BA	337	C	O4'-C1'-N1	7.07	113.86	108.20
54	BA	2386	A	C5-C6-N1	7.07	121.23	117.70
54	BA	19	A	C5-C6-N1	7.07	121.23	117.70
54	BA	1111	A	C5-C6-N1	7.07	121.23	117.70
54	BA	2191	A	C5-C6-N1	7.07	121.23	117.70
54	BA	2434	A	C5-C6-N1	7.07	121.23	117.70
21	AA	1035	A	C5-C6-N1	7.07	121.23	117.70
54	BA	794	A	C5-C6-N1	7.07	121.23	117.70
54	BA	1572	A	N1-C6-N6	-7.07	114.36	118.60
54	BA	1757	A	C5-C6-N1	7.07	121.23	117.70
21	AA	1320	C	N3-C2-O2	-7.07	116.95	121.90
21	AA	1362	A	N1-C6-N6	-7.07	114.36	118.60
54	BA	2270	A	C5-C6-N1	7.07	121.23	117.70
54	BA	1969	A	N1-C6-N6	-7.06	114.36	118.60
54	BA	2572	A	N1-C6-N6	-7.06	114.36	118.60
21	AA	370	C	N3-C2-O2	-7.06	116.96	121.90
21	AA	415	A	O4'-C1'-N9	7.06	113.85	108.20
21	AA	1500	A	C5-C6-N1	7.06	121.23	117.70
25	BC	13	ARG	NE-CZ-NH1	7.06	123.83	120.30
54	BA	788	A	C5-C6-N1	7.06	121.23	117.70
54	BA	300	A	C5-C6-N1	7.06	121.23	117.70
54	BA	2005	A	N1-C6-N6	-7.06	114.36	118.60
21	AA	642	A	C5-C6-N1	7.06	121.23	117.70
54	BA	1233	C	N3-C2-O2	-7.06	116.96	121.90
54	BA	1981	A	C5-C6-N1	7.06	121.23	117.70
21	AA	1446	A	C4-C5-C6	-7.06	113.47	117.00
22	A1	69	A	C5-C6-N1	7.06	121.23	117.70
36	BN	46	ARG	NE-CZ-NH1	7.06	123.83	120.30
54	BA	149	A	C5-C6-N1	7.06	121.23	117.70
54	BA	614	A	C5-C6-N1	7.06	121.23	117.70
21	AA	648	A	C4-C5-C6	-7.06	113.47	117.00
21	AA	262	A	C4-C5-C6	-7.05	113.47	117.00
21	AA	295	C	N3-C2-O2	-7.05	116.96	121.90
24	A3	35	C	N3-C2-O2	-7.05	116.96	121.90

Continued on next page...

Continued from previous page...

Mol	Chain	Res	Type	Atoms	Z	Observed(°)	Ideal(°)
54	BA	892	A	C4-C5-C6	-7.05	113.47	117.00
54	BA	1871	A	O4'-C1'-N9	7.05	113.84	108.20
21	AA	559	A	C5-C6-N1	7.05	121.22	117.70
21	AA	729	A	C5-C6-N1	7.05	121.23	117.70
21	AA	841	C	N3-C2-O2	-7.05	116.96	121.90
21	AA	848	C	N3-C2-O2	-7.05	116.96	121.90
21	AA	1293	C	N3-C2-O2	-7.05	116.96	121.90
21	AA	414	A	C5-C6-N1	7.05	121.22	117.70
21	AA	901	A	C5-C6-N1	7.05	121.22	117.70
21	AA	1176	A	C4-C5-C6	-7.05	113.47	117.00
54	BA	456	C	O4'-C1'-N1	7.05	113.84	108.20
54	BA	1308	A	C5-C6-N1	7.05	121.22	117.70
54	BA	1899	A	N1-C6-N6	-7.05	114.37	118.60
55	BB	78	A	C4-C5-C6	-7.05	113.47	117.00
54	BA	863	A	C5-C6-N1	7.05	121.22	117.70
21	AA	583	A	C5-C6-N1	7.05	121.22	117.70
21	AA	790	A	C5-C6-N1	7.05	121.22	117.70
21	AA	1169	A	C5-C6-N1	7.05	121.22	117.70
21	AA	1223	C	N3-C2-O2	-7.05	116.97	121.90
54	BA	1328	A	N1-C6-N6	-7.05	114.37	118.60
54	BA	1395	A	N1-C6-N6	-7.05	114.37	118.60
54	BA	2020	A	C5-C6-N1	7.05	121.22	117.70
21	AA	906	A	C4-C5-C6	-7.04	113.48	117.00
54	BA	2264	C	N3-C2-O2	-7.04	116.97	121.90
55	BB	88	C	N3-C2-O2	-7.04	116.97	121.90
21	AA	356	A	C4-C5-C6	-7.04	113.48	117.00
21	AA	401	C	O4'-C1'-N1	7.04	113.83	108.20
27	BE	69	ARG	NE-CZ-NH1	7.04	123.82	120.30
54	BA	1998	A	C5-C6-N1	7.04	121.22	117.70
21	AA	415	A	C5-C6-N1	7.04	121.22	117.70
54	BA	2755	C	N3-C2-O2	-7.04	116.97	121.90
54	BA	2211	A	C5-C6-N1	7.04	121.22	117.70
21	AA	1240	U	O4'-C1'-N1	7.04	113.83	108.20
54	BA	1090	A	C5-C6-N1	7.04	121.22	117.70
54	BA	1353	A	C5-C6-N1	7.04	121.22	117.70
54	BA	1741	C	N3-C2-O2	-7.04	116.97	121.90
54	BA	1786	A	C5-C6-N1	7.04	121.22	117.70
21	AA	448	A	N1-C6-N6	-7.04	114.38	118.60
54	BA	928	A	C5-C6-N1	7.04	121.22	117.70
54	BA	1387	A	N1-C6-N6	-7.04	114.38	118.60
54	BA	1819	A	N1-C6-N6	-7.04	114.38	118.60
21	AA	1152	A	N1-C6-N6	-7.03	114.38	118.60

Continued on next page...

Continued from previous page...

Mol	Chain	Res	Type	Atoms	Z	Observed(°)	Ideal(°)
21	AA	1289	A	C5-C6-N1	7.03	121.22	117.70
54	BA	957	C	N3-C2-O2	-7.03	116.98	121.90
55	BB	108	A	N1-C6-N6	-7.03	114.38	118.60
21	AA	366	A	C5-C6-N1	7.03	121.22	117.70
54	BA	183	C	N3-C2-O2	-7.03	116.98	121.90
54	BA	217	A	C5-C6-N1	7.03	121.21	117.70
21	AA	320	A	C5-C6-N1	7.03	121.21	117.70
54	BA	1320	C	N1-C2-O2	7.03	123.12	118.90
54	BA	95	A	C4-C5-C6	-7.03	113.49	117.00
54	BA	2199	A	C4-C5-C6	-7.03	113.49	117.00
54	BA	730	A	C5-C6-N1	7.02	121.21	117.70
21	AA	44	A	N1-C6-N6	-7.02	114.39	118.60
54	BA	270	A	C4-C5-C6	-7.02	113.49	117.00
54	BA	2088	A	C5-C6-N1	7.02	121.21	117.70
54	BA	2600	A	C5-C6-N1	7.02	121.21	117.70
54	BA	2880	C	N3-C2-O2	-7.02	116.98	121.90
21	AA	853	C	N3-C2-O2	-7.02	116.99	121.90
54	BA	608	A	C5-C6-N1	7.02	121.21	117.70
54	BA	1805	A	C5-C6-N1	7.02	121.21	117.70
54	BA	2346	A	C5-C6-N1	7.02	121.21	117.70
55	BB	46	A	C4-C5-C6	-7.02	113.49	117.00
21	AA	958	A	C5-C6-N1	7.02	121.21	117.70
21	AA	1188	A	C5-C6-N1	7.02	121.21	117.70
24	A3	45	A	C4-C5-C6	-7.02	113.49	117.00
54	BA	789	A	C5-C6-N1	7.02	121.21	117.70
54	BA	2767	C	N3-C2-O2	-7.02	116.99	121.90
21	AA	397	A	C4-C5-C6	-7.02	113.49	117.00
54	BA	861	A	C4-C5-C6	-7.02	113.49	117.00
54	BA	917	A	N1-C6-N6	-7.02	114.39	118.60
55	BB	52	A	C5-C6-N1	7.02	121.21	117.70
21	AA	572	A	C5-C6-N1	7.01	121.21	117.70
21	AA	872	A	O4'-C1'-N9	7.01	113.81	108.20
54	BA	2515	C	N3-C2-O2	-7.01	116.99	121.90
55	BB	66	A	C5-C6-N1	7.01	121.21	117.70
54	BA	1402	U	O4'-C1'-N1	7.01	113.81	108.20
54	BA	2634	A	C5-C6-N1	7.01	121.21	117.70
54	BA	2298	A	C5-C6-N1	7.01	121.21	117.70
54	BA	2587	A	C5-C6-N1	7.01	121.21	117.70
54	BA	2902	C	N3-C2-O2	-7.01	116.99	121.90
54	BA	42	A	C4-C5-C6	-7.01	113.50	117.00
54	BA	2456	C	N3-C2-O2	-7.01	116.99	121.90
54	BA	1866	A	N1-C6-N6	-7.01	114.40	118.60

Continued on next page...

Continued from previous page...

Mol	Chain	Res	Type	Atoms	Z	Observed(°)	Ideal(°)
54	BA	53	A	C5-C6-N1	7.00	121.20	117.70
54	BA	529	A	N1-C6-N6	-7.00	114.40	118.60
54	BA	2096	C	N3-C2-O2	-7.00	117.00	121.90
15	AP	25	ARG	NE-CZ-NH1	7.00	123.80	120.30
21	AA	51	A	C4-C5-C6	-7.00	113.50	117.00
21	AA	1103	C	N3-C2-O2	-7.00	117.00	121.90
54	BA	1088	A	O4'-C1'-N9	7.00	113.80	108.20
54	BA	2377	A	C5-C6-N1	7.00	121.20	117.70
21	AA	72	A	C5-C6-N1	7.00	121.20	117.70
54	BA	1572	A	C5-C6-N1	7.00	121.20	117.70
54	BA	2101	A	C5-C6-N1	7.00	121.20	117.70
54	BA	1304	A	C4-C5-C6	-6.99	113.50	117.00
54	BA	837	C	N3-C2-O2	-6.99	117.00	121.90
21	AA	1111	A	N1-C6-N6	-6.99	114.41	118.60
54	BA	820	A	C5-C6-N1	6.99	121.19	117.70
54	BA	2753	A	C4-C5-C6	-6.99	113.50	117.00
54	BA	685	A	N1-C6-N6	-6.99	114.41	118.60
21	AA	83	C	N3-C2-O2	-6.99	117.01	121.90
54	BA	643	A	C4-C5-C6	-6.99	113.51	117.00
54	BA	584	C	N3-C2-O2	-6.99	117.01	121.90
21	AA	1067	A	C5-C6-N1	6.98	121.19	117.70
54	BA	590	A	C5-C6-N1	6.98	121.19	117.70
21	AA	958	A	C4-C5-C6	-6.98	113.51	117.00
54	BA	1630	A	C5-C6-N1	6.98	121.19	117.70
54	BA	2632	A	C5-C6-N1	6.98	121.19	117.70
55	BB	53	A	N1-C6-N6	-6.98	114.41	118.60
54	BA	1700	A	N1-C6-N6	-6.98	114.41	118.60
21	AA	339	C	N3-C2-O2	-6.98	117.02	121.90
21	AA	1410	A	C5-C6-N1	6.98	121.19	117.70
54	BA	734	A	C5-C6-N1	6.98	121.19	117.70
54	BA	1583	A	C5-C6-N1	6.98	121.19	117.70
54	BA	1808	A	C5-C6-N1	6.98	121.19	117.70
54	BA	2886	A	N1-C6-N6	-6.98	114.41	118.60
21	AA	374	A	N1-C6-N6	-6.97	114.42	118.60
21	AA	511	C	N3-C2-O2	-6.97	117.02	121.90
21	AA	738	C	N3-C2-O2	-6.97	117.02	121.90
21	AA	1204	A	N1-C6-N6	-6.97	114.42	118.60
27	BE	44	ARG	NE-CZ-NH1	6.97	123.79	120.30
48	BZ	30	ARG	NE-CZ-NH1	6.97	123.79	120.30
54	BA	382	A	C5-C6-N1	6.97	121.19	117.70
54	BA	575	A	C4-C5-C6	-6.97	113.51	117.00
54	BA	1453	A	C5-C6-N1	6.97	121.19	117.70

Continued on next page...

Continued from previous page...

Mol	Chain	Res	Type	Atoms	Z	Observed(°)	Ideal(°)
54	BA	1605	C	N3-C2-O2	-6.97	117.02	121.90
21	AA	1229	A	C5-C6-N1	6.97	121.19	117.70
54	BA	490	C	N3-C2-O2	-6.97	117.02	121.90
54	BA	750	A	C5-C6-N1	6.97	121.19	117.70
21	AA	48	C	N3-C2-O2	-6.97	117.02	121.90
21	AA	530	G	C1'-O4'-C4'	-6.97	104.33	109.90
21	AA	1410	A	N1-C6-N6	-6.97	114.42	118.60
50	B1	27	ARG	NE-CZ-NH1	6.97	123.78	120.30
54	BA	322	A	C5-C6-N1	6.97	121.19	117.70
54	BA	985	C	N3-C2-O2	-6.97	117.02	121.90
54	BA	1127	A	C5-C6-N1	6.97	121.19	117.70
54	BA	163	C	N3-C2-O2	-6.97	117.02	121.90
54	BA	28	A	C5-C6-N1	6.97	121.18	117.70
54	BA	195	A	C5-C6-N1	6.97	121.18	117.70
54	BA	905	A	C4-C5-C6	-6.97	113.52	117.00
55	BB	39	A	C5-C6-N1	6.97	121.18	117.70
54	BA	103	A	C5-C6-N1	6.96	121.18	117.70
54	BA	2814	A	C5-C6-N1	6.96	121.18	117.70
21	AA	779	C	N3-C2-O2	-6.96	117.03	121.90
54	BA	2706	A	C5-C6-N1	6.96	121.18	117.70
21	AA	1036	A	C5-C6-N1	6.96	121.18	117.70
54	BA	454	A	C4-C5-C6	-6.96	113.52	117.00
54	BA	1043	C	N3-C2-O2	-6.96	117.03	121.90
54	BA	1580	A	C4-C5-C6	-6.96	113.52	117.00
54	BA	57	C	N3-C2-O2	-6.96	117.03	121.90
54	BA	374	A	N1-C6-N6	-6.96	114.42	118.60
3	AD	46	ARG	NE-CZ-NH1	6.96	123.78	120.30
21	AA	777	A	C5-C6-N1	6.96	121.18	117.70
21	AA	1101	A	C5-C6-N1	6.96	121.18	117.70
54	BA	1871	A	C4-C5-C6	-6.96	113.52	117.00
54	BA	2821	A	N1-C6-N6	-6.96	114.42	118.60
21	AA	80	A	N1-C6-N6	-6.96	114.43	118.60
21	AA	767	A	C5-C6-N1	6.96	121.18	117.70
54	BA	477	A	N1-C6-N6	-6.96	114.43	118.60
54	BA	1014	A	C4-C5-C6	-6.96	113.52	117.00
54	BA	1677	A	C4-C5-C6	-6.96	113.52	117.00
54	BA	2829	A	C4-C5-C6	-6.96	113.52	117.00
4	AE	156	ARG	NE-CZ-NH1	6.96	123.78	120.30
21	AA	152	A	C4-C5-C6	-6.96	113.52	117.00
54	BA	1854	A	C4-C5-C6	-6.95	113.52	117.00
54	BA	1976	U	O4'-C1'-N1	6.95	113.76	108.20
54	BA	2095	A	C5-C6-N1	6.95	121.18	117.70

Continued on next page...

Continued from previous page...

Mol	Chain	Res	Type	Atoms	Z	Observed(°)	Ideal(°)
54	BA	2751	G	O4'-C1'-N9	6.95	113.76	108.20
54	BA	142	A	C4-C5-C6	-6.95	113.52	117.00
54	BA	2386	A	C4-C5-C6	-6.95	113.52	117.00
21	AA	243	A	C5-C6-N1	6.95	121.18	117.70
54	BA	2469	A	C5-C6-N1	6.95	121.18	117.70
54	BA	564	C	N3-C2-O2	-6.95	117.04	121.90
54	BA	817	C	N3-C2-O2	-6.95	117.04	121.90
54	BA	986	C	N3-C2-O2	-6.95	117.04	121.90
54	BA	1237	A	O4'-C1'-N9	6.95	113.76	108.20
21	AA	43	C	N3-C2-O2	-6.95	117.04	121.90
21	AA	694	A	C5-C6-N1	6.95	121.17	117.70
54	BA	1046	A	C5-C6-N1	6.95	121.17	117.70
54	BA	1434	A	C5-C6-N1	6.95	121.17	117.70
54	BA	95	A	C5-C6-N1	6.94	121.17	117.70
21	AA	430	A	C5-C6-N1	6.94	121.17	117.70
21	AA	546	A	C4-C5-C6	-6.94	113.53	117.00
54	BA	1067	A	C4-C5-C6	-6.94	113.53	117.00
54	BA	1494	A	C4-C5-C6	-6.94	113.53	117.00
21	AA	780	A	C4-C5-C6	-6.94	113.53	117.00
54	BA	1638	C	N3-C2-O2	-6.94	117.04	121.90
55	BB	52	A	C4-C5-C6	-6.94	113.53	117.00
45	BW	38	ARG	NE-CZ-NH1	6.94	123.77	120.30
54	BA	1785	A	C4-C5-C6	-6.94	113.53	117.00
21	AA	1339	A	C5-C6-N1	6.94	121.17	117.70
54	BA	1854	A	C5-C6-N1	6.94	121.17	117.70
21	AA	192	A	C5-C6-N1	6.94	121.17	117.70
54	BA	147	C	N3-C2-O2	-6.94	117.05	121.90
21	AA	630	A	C5-C6-N1	6.93	121.17	117.70
22	A1	56	C	N3-C2-O2	-6.93	117.05	121.90
54	BA	344	A	C5-C6-N1	6.93	121.17	117.70
54	BA	394	C	N3-C2-O2	-6.93	117.05	121.90
55	BB	97	C	N3-C2-O2	-6.93	117.05	121.90
21	AA	918	A	C5-C6-N1	6.93	121.17	117.70
54	BA	203	A	C5-C6-N1	6.93	121.17	117.70
54	BA	1170	C	N3-C2-O2	-6.93	117.05	121.90
54	BA	1967	C	N3-C2-O2	-6.93	117.05	121.90
21	AA	754	C	N1-C2-O2	6.93	123.06	118.90
21	AA	857	C	N3-C2-O2	-6.93	117.05	121.90
21	AA	764	C	N3-C2-O2	-6.93	117.05	121.90
54	BA	2810	A	N1-C6-N6	-6.93	114.44	118.60
54	BA	618	G	O4'-C1'-N9	6.93	113.74	108.20
54	BA	1558	C	N3-C2-O2	-6.93	117.05	121.90

Continued on next page...

Continued from previous page...

Mol	Chain	Res	Type	Atoms	Z	Observed(°)	Ideal(°)
21	AA	596	A	C5-C6-N1	6.92	121.16	117.70
54	BA	301	G	O4'-C1'-N9	6.92	113.74	108.20
54	BA	453	A	C5-C6-N1	6.92	121.16	117.70
54	BA	1495	A	C4-C5-C6	-6.92	113.54	117.00
54	BA	1591	A	N1-C6-N6	-6.92	114.44	118.60
54	BA	2392	A	N1-C6-N6	-6.92	114.45	118.60
54	BA	2776	A	C5-C6-N1	6.92	121.16	117.70
55	BB	27	C	N3-C2-O2	-6.92	117.05	121.90
21	AA	63	C	N3-C2-O2	-6.92	117.05	121.90
54	BA	305	C	N3-C2-O2	-6.92	117.05	121.90
54	BA	1345	C	N3-C2-O2	-6.92	117.05	121.90
54	BA	1608	A	C5-C6-N1	6.92	121.16	117.70
55	BB	108	A	C5-C6-N1	6.92	121.16	117.70
21	AA	1336	C	N3-C2-O2	-6.92	117.05	121.90
54	BA	1919	A	C5-C6-N1	6.92	121.16	117.70
54	BA	2241	A	C5-C6-N1	6.92	121.16	117.70
54	BA	447	A	N1-C6-N6	-6.92	114.45	118.60
21	AA	303	A	N1-C6-N6	-6.92	114.45	118.60
21	AA	913	A	C4-C5-C6	-6.92	113.54	117.00
21	AA	994	A	C5-C6-N1	6.92	121.16	117.70
54	BA	1699	G	O4'-C1'-N9	6.92	113.73	108.20
54	BA	2097	A	C5-C6-N1	6.92	121.16	117.70
54	BA	2547	A	O4'-C1'-N9	6.92	113.73	108.20
54	BA	2516	A	C5-C6-N1	6.92	121.16	117.70
54	BA	2826	A	C5-C6-N1	6.92	121.16	117.70
21	AA	1044	A	C5-C6-N1	6.92	121.16	117.70
55	BB	104	A	C5-C6-N1	6.92	121.16	117.70
21	AA	743	A	C5-C6-N1	6.91	121.16	117.70
21	AA	864	A	C4-C5-C6	-6.91	113.54	117.00
54	BA	670	A	P-O3'-C3'	6.91	128.00	119.70
54	BA	900	A	C5-C6-N1	6.91	121.16	117.70
54	BA	1803	A	C5-C6-N1	6.91	121.16	117.70
54	BA	1821	A	C4-C5-C6	-6.91	113.54	117.00
54	BA	1969	A	C5-C6-N1	6.91	121.16	117.70
54	BA	2376	A	C5-C6-N1	6.91	121.16	117.70
21	AA	151	A	C5-C6-N1	6.91	121.16	117.70
21	AA	663	A	N1-C6-N6	-6.91	114.45	118.60
54	BA	1773	A	N1-C6-N6	-6.91	114.45	118.60
55	BB	99	A	C5-C6-N1	6.91	121.16	117.70
56	B5	53	ARG	NE-CZ-NH1	6.91	123.76	120.30
54	BA	1701	A	C4-C5-C6	-6.91	113.55	117.00
54	BA	2117	A	O4'-C1'-N9	6.91	113.73	108.20

Continued on next page...

Continued from previous page...

Mol	Chain	Res	Type	Atoms	Z	Observed(°)	Ideal(°)
54	BA	2662	A	C5-C6-N1	6.91	121.15	117.70
54	BA	2741	A	C5-C6-N1	6.91	121.15	117.70
54	BA	1547	C	N3-C2-O2	-6.91	117.07	121.90
54	BA	2070	A	C5-C6-N1	6.91	121.15	117.70
54	BA	2368	C	N3-C2-O2	-6.90	117.07	121.90
21	AA	55	A	C5-C6-N1	6.90	121.15	117.70
54	BA	654	A	C5-C6-N1	6.90	121.15	117.70
54	BA	1668	A	N1-C6-N6	-6.90	114.46	118.60
54	BA	2177	C	N3-C2-O2	-6.90	117.07	121.90
54	BA	2352	A	C5-C6-N1	6.90	121.15	117.70
54	BA	2577	A	C5-C6-N1	6.90	121.15	117.70
54	BA	1434	A	O4'-C1'-N9	6.90	113.72	108.20
54	BA	995	C	N3-C2-O2	-6.90	117.07	121.90
21	AA	1427	C	N3-C2-O2	-6.90	117.07	121.90
12	AM	102	LYS	C-N-CA	6.89	138.94	121.70
54	BA	1646	C	N3-C2-O2	-6.89	117.07	121.90
54	BA	1739	A	C4-C5-C6	-6.89	113.55	117.00
54	BA	2439	A	C5-C6-N1	6.89	121.15	117.70
54	BA	1142	A	C5-C6-N1	6.89	121.15	117.70
54	BA	734	A	C4-C5-C6	-6.89	113.55	117.00
54	BA	1454	C	N3-C2-O2	-6.89	117.08	121.90
54	BA	2033	A	C5-C6-N1	6.89	121.15	117.70
16	AQ	10	ARG	NE-CZ-NH1	6.89	123.74	120.30
21	AA	129	A	C5-C6-N1	6.89	121.14	117.70
21	AA	1214	C	O4'-C1'-N1	6.89	113.71	108.20
54	BA	422	A	C5-C6-N1	6.89	121.14	117.70
54	BA	675	A	C5-C6-N1	6.89	121.14	117.70
54	BA	1359	A	C5-C6-N1	6.89	121.14	117.70
54	BA	299	A	C5-C6-N1	6.89	121.14	117.70
21	AA	1261	A	C5-C6-N1	6.88	121.14	117.70
21	AA	1067	A	C4-C5-C6	-6.88	113.56	117.00
54	BA	126	A	C4-C5-C6	-6.88	113.56	117.00
21	AA	250	A	C5-C6-N1	6.88	121.14	117.70
21	AA	1096	C	N3-C2-O2	-6.88	117.08	121.90
54	BA	195	A	N1-C6-N6	-6.88	114.47	118.60
54	BA	603	A	C4-C5-C6	-6.88	113.56	117.00
21	AA	228	A	C5-C6-N1	6.88	121.14	117.70
21	AA	389	A	C5-C6-N1	6.88	121.14	117.70
21	AA	556	C	N3-C2-O2	-6.88	117.08	121.90
21	AA	1349	A	C4-C5-C6	-6.88	113.56	117.00
21	AA	1396	A	C4-C5-C6	-6.88	113.56	117.00
36	BN	90	ARG	NE-CZ-NH1	6.88	123.74	120.30

Continued on next page...

Continued from previous page...

Mol	Chain	Res	Type	Atoms	Z	Observed(°)	Ideal(°)
54	BA	2616	C	N3-C2-O2	-6.88	117.08	121.90
54	BA	2620	C	N3-C2-O2	-6.88	117.08	121.90
54	BA	602	A	C5-C6-N1	6.88	121.14	117.70
54	BA	1570	A	C5-C6-N1	6.88	121.14	117.70
21	AA	794	A	C5-C6-N1	6.88	121.14	117.70
54	BA	5	A	C4-C5-C6	-6.88	113.56	117.00
21	AA	139	A	C5-C6-N1	6.87	121.14	117.70
21	AA	236	A	N1-C6-N6	-6.87	114.47	118.60
54	BA	751	A	N1-C6-N6	-6.87	114.48	118.60
54	BA	1027	A	C4-C5-C6	-6.87	113.56	117.00
21	AA	1369	C	N3-C2-O2	-6.87	117.09	121.90
39	BQ	91	ARG	NE-CZ-NH1	6.87	123.74	120.30
54	BA	632	A	C5-C6-N1	6.87	121.14	117.70
54	BA	1635	A	C4-C5-C6	-6.87	113.56	117.00
54	BA	2792	A	C4-C5-C6	-6.87	113.56	117.00
7	AH	127	TYR	CB-CG-CD2	-6.87	116.88	121.00
21	AA	1368	A	N1-C6-N6	-6.87	114.48	118.60
21	AA	1430	A	C4-C5-C6	-6.87	113.56	117.00
54	BA	160	A	C5-C6-N1	6.87	121.14	117.70
54	BA	1044	C	N3-C2-O2	-6.87	117.09	121.90
54	BA	1754	A	C5-C6-N1	6.87	121.13	117.70
21	AA	1176	A	C5-C6-N1	6.87	121.13	117.70
54	BA	2031	A	C5-C6-N1	6.87	121.13	117.70
54	BA	1744	A	C5-C6-N1	6.87	121.13	117.70
54	BA	52	A	C5-C6-N1	6.86	121.13	117.70
54	BA	721	A	C4-C5-C6	-6.86	113.57	117.00
54	BA	793	A	C4-C5-C6	-6.86	113.57	117.00
54	BA	264	C	N3-C2-O2	-6.86	117.10	121.90
21	AA	1480	A	N1-C6-N6	-6.86	114.48	118.60
54	BA	1668	A	C5-C6-N1	6.86	121.13	117.70
54	BA	2054	A	C5-C6-N1	6.86	121.13	117.70
21	AA	1080	A	N1-C6-N6	-6.86	114.48	118.60
54	BA	345	A	C5-C6-N1	6.86	121.13	117.70
54	BA	1815	A	C5-C6-N1	6.86	121.13	117.70
12	AM	86	ARG	NE-CZ-NH1	6.86	123.73	120.30
54	BA	941	A	C4-C5-C6	-6.86	113.57	117.00
21	AA	728	A	C4-C5-C6	-6.85	113.57	117.00
54	BA	1194	A	C4-C5-C6	-6.85	113.57	117.00
21	AA	1130	A	C5-C6-N1	6.85	121.13	117.70
54	BA	324	A	C4-C5-C6	-6.85	113.57	117.00
54	BA	1032	A	N1-C6-N6	-6.85	114.49	118.60
54	BA	1590	A	N1-C6-N6	-6.85	114.49	118.60

Continued on next page...

Continued from previous page...

Mol	Chain	Res	Type	Atoms	Z	Observed(°)	Ideal(°)
21	AA	689	C	N3-C2-O2	-6.85	117.10	121.90
21	AA	1407	C	N3-C2-O2	-6.85	117.11	121.90
54	BA	320	A	C5-C6-N1	6.85	121.12	117.70
54	BA	1017	G	O4'-C1'-N9	6.85	113.68	108.20
54	BA	1433	A	N1-C6-N6	-6.85	114.49	118.60
54	BA	1809	A	C5-C6-N1	6.85	121.12	117.70
54	BA	1918	A	C5-C6-N1	6.85	121.12	117.70
21	AA	1324	A	C5-C6-N1	6.84	121.12	117.70
54	BA	718	A	C5-C6-N1	6.84	121.12	117.70
54	BA	1553	A	C5-C6-N1	6.84	121.12	117.70
21	AA	251	G	O4'-C1'-N9	6.84	113.67	108.20
21	AA	716	A	C5-C6-N1	6.84	121.12	117.70
55	BB	11	C	N3-C2-O2	-6.84	117.11	121.90
12	AM	56	ARG	NE-CZ-NH1	6.84	123.72	120.30
54	BA	1204	A	O4'-C1'-N9	6.84	113.67	108.20
54	BA	2059	A	N1-C6-N6	-6.84	114.50	118.60
55	BB	58	A	C4-C5-C6	-6.84	113.58	117.00
54	BA	573	U	P-O3'-C3'	6.84	127.91	119.70
54	BA	2612	C	N3-C2-O2	-6.84	117.11	121.90
21	AA	1082	A	C5-C6-N1	6.84	121.12	117.70
55	BB	43	C	N3-C2-O2	-6.84	117.11	121.90
55	BB	66	A	N1-C6-N6	-6.84	114.50	118.60
54	BA	1428	C	N3-C2-O2	-6.83	117.12	121.90
21	AA	238	A	C5-C6-N1	6.83	121.12	117.70
21	AA	1465	A	C5-C6-N1	6.83	121.12	117.70
24	A3	42	C	N3-C2-O2	-6.83	117.12	121.90
54	BA	727	A	C5-C6-N1	6.83	121.12	117.70
54	BA	941	A	C5-C6-N1	6.83	121.12	117.70
54	BA	1098	A	C5-C6-N1	6.83	121.12	117.70
54	BA	1900	A	C5-C6-N1	6.83	121.11	117.70
54	BA	2333	A	C5-C6-N1	6.83	121.12	117.70
54	BA	2704	C	N3-C2-O2	-6.83	117.12	121.90
21	AA	706	A	C5-C6-N1	6.83	121.11	117.70
54	BA	42	A	C5-C6-N1	6.83	121.11	117.70
54	BA	2506	U	O4'-C1'-N1	6.83	113.66	108.20
54	BA	2835	A	C5-C6-N1	6.83	121.11	117.70
21	AA	1019	A	N1-C6-N6	-6.83	114.50	118.60
21	AA	1508	A	C4-C5-C6	-6.83	113.59	117.00
54	BA	374	A	C5-C6-N1	6.83	121.11	117.70
54	BA	1978	A	C5-C6-N1	6.83	121.11	117.70
54	BA	109	C	N3-C2-O2	-6.82	117.12	121.90
54	BA	2089	C	N3-C2-O2	-6.82	117.12	121.90

Continued on next page...

Continued from previous page...

Mol	Chain	Res	Type	Atoms	Z	Observed(°)	Ideal(°)
54	BA	1652	A	C4-C5-C6	-6.82	113.59	117.00
21	AA	342	C	N3-C2-O2	-6.82	117.12	121.90
43	BU	6	ARG	NE-CZ-NH2	6.82	123.71	120.30
54	BA	64	A	N1-C6-N6	-6.82	114.51	118.60
54	BA	69	C	N3-C2-O2	-6.82	117.12	121.90
54	BA	444	C	O4'-C1'-N1	6.82	113.66	108.20
54	BA	1676	A	N1-C6-N6	-6.82	114.51	118.60
21	AA	162	A	C4-C5-C6	-6.82	113.59	117.00
21	AA	477	C	N3-C2-O2	-6.82	117.13	121.90
21	AA	1046	A	C5-C6-N1	6.82	121.11	117.70
54	BA	226	A	N1-C6-N6	-6.82	114.51	118.60
54	BA	244	A	N1-C6-N6	-6.82	114.51	118.60
54	BA	2788	C	N3-C2-O2	-6.82	117.13	121.90
21	AA	560	A	N1-C6-N6	-6.82	114.51	118.60
54	BA	693	A	C4-C5-C6	-6.82	113.59	117.00
54	BA	1597	A	C5-C6-N1	6.82	121.11	117.70
54	BA	1916	A	C5-C6-N1	6.82	121.11	117.70
55	BB	94	A	C5-C6-N1	6.82	121.11	117.70
54	BA	1997	C	N3-C2-O2	-6.81	117.13	121.90
54	BA	2045	C	N3-C2-O2	-6.81	117.13	121.90
21	AA	223	A	C5-C6-N1	6.81	121.11	117.70
54	BA	2288	A	C4-C5-C6	-6.81	113.59	117.00
54	BA	2740	A	C5-C6-N1	6.81	121.11	117.70
54	BA	432	A	C5-C6-N1	6.81	121.11	117.70
3	AD	69	ARG	NE-CZ-NH1	6.81	123.70	120.30
54	BA	1054	A	C5-C6-N1	6.81	121.11	117.70
18	AS	36	ARG	NE-CZ-NH1	6.81	123.70	120.30
21	AA	155	A	N1-C6-N6	-6.81	114.52	118.60
21	AA	865	A	C5-C6-N1	6.81	121.10	117.70
54	BA	1254	A	C5-C6-N1	6.81	121.10	117.70
55	BB	30	C	N3-C2-O2	-6.81	117.14	121.90
54	BA	2354	C	N3-C2-O2	-6.81	117.14	121.90
21	AA	190	A	C4-C5-C6	-6.80	113.60	117.00
54	BA	2227	A	C4-C5-C6	-6.80	113.60	117.00
54	BA	2654	A	C4-C5-C6	-6.80	113.60	117.00
21	AA	808	C	N3-C2-O2	-6.80	117.14	121.90
54	BA	19	A	C4-C5-C6	-6.80	113.60	117.00
54	BA	176	A	C5-C6-N1	6.80	121.10	117.70
54	BA	1715	G	O4'-C1'-N9	6.80	113.64	108.20
21	AA	223	A	C4-C5-C6	-6.80	113.60	117.00
54	BA	1366	A	N1-C6-N6	-6.80	114.52	118.60
21	AA	493	A	C4-C5-C6	-6.80	113.60	117.00

Continued on next page...

Continued from previous page...

Mol	Chain	Res	Type	Atoms	Z	Observed(°)	Ideal(°)
21	AA	1180	A	N1-C6-N6	-6.80	114.52	118.60
21	AA	1227	A	C5-C6-N1	6.80	121.10	117.70
21	AA	1306	A	C5-C6-N1	6.80	121.10	117.70
47	BY	47	ARG	NE-CZ-NH1	6.80	123.70	120.30
54	BA	661	A	C4-C5-C6	-6.80	113.60	117.00
54	BA	1932	A	C5-C6-N1	6.80	121.10	117.70
54	BA	2497	A	C5-C6-N1	6.80	121.10	117.70
21	AA	1409	C	N3-C2-O2	-6.80	117.14	121.90
24	A3	38	A	C4-C5-C6	-6.80	113.60	117.00
54	BA	190	A	N1-C6-N6	-6.80	114.52	118.60
21	AA	300	A	C5-C6-N1	6.80	121.10	117.70
21	AA	579	A	C5-C6-N1	6.80	121.10	117.70
21	AA	1431	A	C5-C6-N1	6.80	121.10	117.70
54	BA	844	A	C5-C6-N1	6.80	121.10	117.70
54	BA	990	A	C1'-O4'-C4'	-6.80	104.46	109.90
54	BA	1974	C	N3-C2-O2	-6.80	117.14	121.90
54	BA	1805	A	C4-C5-C6	-6.79	113.60	117.00
54	BA	2872	A	C4-C5-C6	-6.79	113.60	117.00
54	BA	22	C	N1-C2-O2	6.79	122.97	118.90
21	AA	374	A	C5-C6-N1	6.79	121.09	117.70
54	BA	627	A	C4-C5-C6	-6.79	113.61	117.00
54	BA	1335	C	N3-C2-O2	-6.79	117.15	121.90
21	AA	787	A	C5-C6-N1	6.79	121.09	117.70
54	BA	1698	A	C4-C5-C6	-6.79	113.61	117.00
21	AA	320	A	C4-C5-C6	-6.79	113.61	117.00
21	AA	892	A	C4-C5-C6	-6.79	113.61	117.00
21	AA	1250	A	C5-C6-N1	6.79	121.09	117.70
22	A1	9	A	N1-C6-N6	-6.79	114.53	118.60
54	BA	139	U	O4'-C1'-N1	6.79	113.63	108.20
54	BA	2628	C	N3-C2-O2	-6.79	117.15	121.90
54	BA	2687	U	O4'-C1'-N1	6.79	113.63	108.20
21	AA	72	A	C4-C5-C6	-6.79	113.61	117.00
21	AA	280	C	N3-C2-O2	-6.79	117.15	121.90
21	AA	1441	A	C5-C6-N1	6.79	121.09	117.70
54	BA	362	A	C4-C5-C6	-6.79	113.61	117.00
21	AA	371	A	C5-C6-N1	6.78	121.09	117.70
21	AA	913	A	C5-C6-N1	6.78	121.09	117.70
21	AA	1021	A	C5-C6-N1	6.78	121.09	117.70
54	BA	1848	A	N1-C6-N6	-6.78	114.53	118.60
54	BA	2225	A	C5-C6-N1	6.78	121.09	117.70
54	BA	2778	A	C5-C6-N1	6.78	121.09	117.70
21	AA	264	C	N3-C2-O2	-6.78	117.15	121.90

Continued on next page...

Continued from previous page...

Mol	Chain	Res	Type	Atoms	Z	Observed(°)	Ideal(°)
21	AA	1521	C	N3-C2-O2	-6.78	117.15	121.90
54	BA	142	A	C5-C6-N1	6.78	121.09	117.70
54	BA	1764	C	O4'-C1'-N1	6.78	113.62	108.20
21	AA	335	C	N3-C2-O2	-6.78	117.15	121.90
21	AA	815	A	C4-C5-C6	-6.78	113.61	117.00
21	AA	1400	C	N3-C2-O2	-6.78	117.15	121.90
54	BA	492	A	C5-C6-N1	6.78	121.09	117.70
54	BA	1928	A	C5-C6-N1	6.78	121.09	117.70
54	BA	1962	C	N3-C2-O2	-6.78	117.15	121.90
43	BU	21	ARG	NE-CZ-NH1	6.78	123.69	120.30
21	AA	1275	A	C4-C5-C6	-6.78	113.61	117.00
54	BA	703	U	O4'-C1'-N1	6.78	113.62	108.20
54	BA	981	A	C5-C6-N1	6.78	121.09	117.70
54	BA	2432	A	C5-C6-N1	6.78	121.09	117.70
54	BA	2274	A	C5-C6-N1	6.77	121.09	117.70
21	AA	946	A	C4-C5-C6	-6.77	113.61	117.00
21	AA	969	A	C5-C6-N1	6.77	121.09	117.70
35	BM	18	ARG	NE-CZ-NH1	6.77	123.69	120.30
54	BA	723	C	N3-C2-O2	-6.77	117.16	121.90
54	BA	1502	A	C4-C5-C6	-6.77	113.61	117.00
21	AA	712	A	C4-C5-C6	-6.77	113.61	117.00
35	BM	10	ARG	NE-CZ-NH1	6.77	123.69	120.30
54	BA	749	A	N1-C6-N6	-6.77	114.54	118.60
54	BA	1040	A	C4-C5-C6	-6.77	113.61	117.00
54	BA	480	A	C5-C6-N1	6.77	121.08	117.70
54	BA	1637	A	C5-C6-N1	6.77	121.08	117.70
54	BA	1705	A	C5-C6-N1	6.77	121.08	117.70
54	BA	1912	A	C4-C5-C6	-6.77	113.62	117.00
54	BA	2749	A	C5-C6-N1	6.77	121.08	117.70
3	AD	13	ARG	NE-CZ-NH1	6.77	123.68	120.30
21	AA	19	A	C4-C5-C6	-6.77	113.62	117.00
21	AA	872	A	C5-C6-N1	6.77	121.08	117.70
54	BA	2060	A	C4-C5-C6	-6.76	113.62	117.00
17	AR	42	ARG	NE-CZ-NH1	-6.76	116.92	120.30
21	AA	781	A	C5-C6-N1	6.76	121.08	117.70
54	BA	1247	A	C5-C6-N1	6.76	121.08	117.70
21	AA	630	A	N1-C6-N6	-6.76	114.55	118.60
54	BA	502	A	C4-C5-C6	-6.76	113.62	117.00
54	BA	1172	C	N3-C2-O2	-6.76	117.17	121.90
55	BB	36	C	N3-C2-O2	-6.76	117.17	121.90
54	BA	782	A	C5-C6-N1	6.76	121.08	117.70
21	AA	825	A	C5-C6-N1	6.76	121.08	117.70

Continued on next page...

Continued from previous page...

Mol	Chain	Res	Type	Atoms	Z	Observed(°)	Ideal(°)
21	AA	932	C	N3-C2-O2	-6.76	117.17	121.90
21	AA	1384	C	N3-C2-O2	-6.76	117.17	121.90
54	BA	1843	C	N3-C2-O2	-6.76	117.17	121.90
54	BA	2388	A	C5-C6-N1	6.76	121.08	117.70
2	AC	71	ARG	NE-CZ-NH1	6.75	123.68	120.30
21	AA	1296	C	N3-C2-O2	-6.75	117.17	121.90
54	BA	2874	C	N3-C2-O2	-6.75	117.17	121.90
54	BA	528	A	N1-C6-N6	-6.75	114.55	118.60
54	BA	705	A	C5-C6-N1	6.75	121.08	117.70
54	BA	2531	A	C5-C6-N1	6.75	121.08	117.70
54	BA	2699	C	N3-C2-O2	-6.75	117.17	121.90
22	A1	66	A	C4-C5-C6	-6.75	113.62	117.00
28	BF	94	ARG	NE-CZ-NH1	6.75	123.67	120.30
54	BA	678	C	N3-C2-O2	-6.75	117.17	121.90
54	BA	764	A	C5-C6-N1	6.75	121.08	117.70
54	BA	2781	A	C4-C5-C6	-6.75	113.62	117.00
50	B1	5	ARG	NE-CZ-NH2	-6.75	116.93	120.30
54	BA	5	A	C5-C6-N1	6.75	121.07	117.70
54	BA	626	A	C5-C6-N1	6.75	121.07	117.70
54	BA	2084	C	N3-C2-O2	-6.75	117.18	121.90
21	AA	95	C	N3-C2-O2	-6.75	117.18	121.90
54	BA	749	A	C5-C6-N1	6.75	121.07	117.70
21	AA	151	A	C4-C5-C6	-6.75	113.63	117.00
21	AA	1192	C	N3-C2-O2	-6.75	117.18	121.90
21	AA	130	A	C5'-C4'-C3'	-6.74	105.21	116.00
21	AA	796	C	N3-C2-O2	-6.74	117.18	121.90
21	AA	1398	A	C4-C5-C6	-6.74	113.63	117.00
54	BA	1126	A	P-O3'-C3'	6.74	127.79	119.70
54	BA	1305	C	N3-C2-O2	-6.74	117.18	121.90
54	BA	2270	A	C4-C5-C6	-6.74	113.63	117.00
54	BA	1291	C	N3-C2-O2	-6.74	117.18	121.90
38	BP	88	ARG	NE-CZ-NH1	6.74	123.67	120.30
54	BA	1260	A	C4-C5-C6	-6.74	113.63	117.00
54	BA	1276	A	C5-C6-N1	6.74	121.07	117.70
54	BA	2342	C	N3-C2-O2	-6.74	117.18	121.90
21	AA	419	C	N3-C2-O2	-6.74	117.18	121.90
21	AA	747	A	C4-C5-C6	-6.74	113.63	117.00
21	AA	1360	A	C5-C6-N1	6.74	121.07	117.70
54	BA	1706	C	N3-C2-O2	-6.74	117.18	121.90
21	AA	873	A	N1-C6-N6	-6.74	114.56	118.60
21	AA	1254	A	C5-C6-N1	6.74	121.07	117.70
21	AA	1329	A	C4-C5-C6	-6.74	113.63	117.00

Continued on next page...

Continued from previous page...

Mol	Chain	Res	Type	Atoms	Z	Observed(°)	Ideal(°)
21	AA	1239	A	C4-C5-C6	-6.73	113.63	117.00
54	BA	1654	A	C5-C6-N1	6.73	121.07	117.70
54	BA	2564	A	C5-C6-N1	6.73	121.07	117.70
21	AA	1251	A	C4-C5-C6	-6.73	113.63	117.00
54	BA	509	C	N3-C2-O2	-6.73	117.19	121.90
54	BA	2589	A	C4-C5-C6	-6.73	113.63	117.00
21	AA	940	C	N3-C2-O2	-6.73	117.19	121.90
21	AA	1476	A	C5-C6-N1	6.73	121.06	117.70
54	BA	888	C	N3-C2-O2	-6.73	117.19	121.90
54	BA	2679	A	C4-C5-C6	-6.73	113.64	117.00
55	BB	92	C	N3-C2-O2	-6.73	117.19	121.90
24	A3	52	C	N3-C2-O2	-6.73	117.19	121.90
54	BA	2267	A	C5-C6-N1	6.73	121.06	117.70
54	BA	1194	A	C5-C6-N1	6.73	121.06	117.70
54	BA	1350	C	N1-C2-O2	6.73	122.94	118.90
54	BA	1469	A	C4-C5-C6	-6.73	113.64	117.00
54	BA	1847	A	C4-C5-C6	-6.73	113.64	117.00
54	BA	1924	C	N3-C2-O2	-6.73	117.19	121.90
54	BA	507	A	C4-C5-C6	-6.72	113.64	117.00
54	BA	765	C	N3-C2-O2	-6.72	117.19	121.90
21	AA	1499	A	C5-C6-N1	6.72	121.06	117.70
23	A2	82	A	C5-C6-N1	6.72	121.06	117.70
54	BA	1953	A	C4-C5-C6	-6.72	113.64	117.00
21	AA	949	A	C4-C5-C6	-6.72	113.64	117.00
54	BA	412	A	C5-C6-N1	6.72	121.06	117.70
54	BA	839	U	O4'-C1'-N1	6.72	113.58	108.20
54	BA	2374	C	N3-C2-O2	-6.72	117.19	121.90
21	AA	269	C	N3-C2-O2	-6.72	117.20	121.90
54	BA	91	A	O4'-C1'-N9	6.72	113.58	108.20
54	BA	1246	A	C4-C5-C6	-6.72	113.64	117.00
54	BA	1306	C	O4'-C1'-N1	6.72	113.58	108.20
21	AA	50	A	C4-C5-C6	-6.72	113.64	117.00
21	AA	655	A	C4-C5-C6	-6.72	113.64	117.00
21	AA	1092	A	C5-C6-N1	6.72	121.06	117.70
54	BA	56	A	C5-C6-N1	6.72	121.06	117.70
54	BA	311	A	C4-C5-C6	-6.72	113.64	117.00
54	BA	1635	A	C5-C6-N1	6.72	121.06	117.70
21	AA	964	A	C5-C6-N1	6.71	121.06	117.70
54	BA	192	C	O4'-C1'-N1	6.71	113.57	108.20
54	BA	1437	C	N3-C2-O2	-6.71	117.20	121.90
54	BA	1586	A	C4-C5-C6	-6.71	113.64	117.00
54	BA	2114	A	C5-C6-N1	6.71	121.06	117.70

Continued on next page...

Continued from previous page...

Mol	Chain	Res	Type	Atoms	Z	Observed(°)	Ideal(°)
54	BA	2698	U	O4'-C1'-N1	6.71	113.57	108.20
21	AA	25	C	N3-C2-O2	-6.71	117.20	121.90
21	AA	782	A	C5-C6-N1	6.71	121.06	117.70
24	A3	22	A	C5-C6-N1	6.71	121.06	117.70
54	BA	1504	A	C5-C6-N1	6.71	121.06	117.70
54	BA	2534	A	C4-C5-C6	-6.71	113.64	117.00
21	AA	487	A	C5-C6-N1	6.71	121.06	117.70
21	AA	718	A	C4-C5-C6	-6.71	113.64	117.00
54	BA	1804	C	N3-C2-O2	-6.71	117.20	121.90
54	BA	1960	A	C4-C5-C6	-6.71	113.64	117.00
54	BA	1762	A	C4-C5-C6	-6.71	113.64	117.00
54	BA	2785	C	N3-C2-O2	-6.71	117.20	121.90
21	AA	712	A	C5-C6-N1	6.71	121.05	117.70
54	BA	541	A	C5-C6-N1	6.71	121.05	117.70
54	BA	1363	C	N3-C2-O2	-6.71	117.20	121.90
54	BA	1793	C	N3-C2-O2	-6.71	117.20	121.90
21	AA	1196	A	C4-C5-C6	-6.71	113.65	117.00
21	AA	1524	C	N3-C2-O2	-6.71	117.21	121.90
28	BF	70	ARG	NE-CZ-NH1	6.71	123.65	120.30
54	BA	482	A	C5-C6-N1	6.71	121.05	117.70
54	BA	742	A	C5-C6-N1	6.71	121.05	117.70
21	AA	1055	A	C5-C6-N1	6.71	121.05	117.70
21	AA	181	A	C4-C5-C6	-6.70	113.65	117.00
54	BA	1021	A	C5-C6-N1	6.70	121.05	117.70
54	BA	1632	A	C5-C6-N1	6.70	121.05	117.70
54	BA	2078	C	N3-C2-O2	-6.70	117.21	121.90
55	BB	115	A	C5-C6-N1	6.70	121.05	117.70
1	AB	62	ARG	NE-CZ-NH1	6.70	123.65	120.30
54	BA	1264	A	C4-C5-C6	-6.70	113.65	117.00
21	AA	1397	C	N3-C2-O2	-6.70	117.21	121.90
54	BA	960	A	C5-C6-N1	6.70	121.05	117.70
54	BA	1387	A	C5-C6-N1	6.70	121.05	117.70
54	BA	1940	U	O4'-C1'-N1	6.70	113.56	108.20
54	BA	2328	A	C5-C6-N1	6.70	121.05	117.70
54	BA	2716	C	N3-C2-O2	-6.70	117.21	121.90
21	AA	321	A	C4-C5-C6	-6.70	113.65	117.00
21	AA	946	A	C5-C6-N1	6.70	121.05	117.70
21	AA	1170	A	C5-C6-N1	6.70	121.05	117.70
54	BA	2014	A	C5-C6-N1	6.70	121.05	117.70
21	AA	576	C	N1-C2-O2	6.70	122.92	118.90
54	BA	414	C	N3-C2-O2	-6.70	117.21	121.90
54	BA	2199	A	C5-C6-N1	6.70	121.05	117.70

Continued on next page...

Continued from previous page...

Mol	Chain	Res	Type	Atoms	Z	Observed(°)	Ideal(°)
6	AG	110	ARG	NE-CZ-NH1	6.70	123.65	120.30
22	A1	23	A	N1-C6-N6	-6.70	114.58	118.60
54	BA	556	A	C5-C6-N1	6.70	121.05	117.70
54	BA	833	A	C5-C6-N1	6.70	121.05	117.70
54	BA	1126	A	C4-C5-C6	-6.70	113.65	117.00
54	BA	1764	C	N3-C2-O2	-6.70	117.21	121.90
54	BA	2748	A	C5-C6-N1	6.70	121.05	117.70
54	BA	964	C	N3-C2-O2	-6.69	117.21	121.90
54	BA	197	A	C4-C5-C6	-6.69	113.65	117.00
54	BA	209	C	N3-C2-O2	-6.69	117.22	121.90
54	BA	272	A	C5-C6-N1	6.69	121.05	117.70
54	BA	1265	A	O4'-C1'-N9	6.69	113.55	108.20
54	BA	457	A	C5-C6-N1	6.69	121.05	117.70
54	BA	737	C	O4'-C1'-N1	6.69	113.55	108.20
54	BA	1987	A	C5-C6-N1	6.69	121.05	117.70
21	AA	1197	A	C4-C5-C6	-6.69	113.66	117.00
22	A1	71	C	N3-C2-O2	-6.69	117.22	121.90
54	BA	1749	A	C5-C6-N1	6.69	121.04	117.70
54	BA	2792	A	C5-C6-N1	6.69	121.04	117.70
43	BU	85	ARG	NE-CZ-NH1	6.69	123.64	120.30
54	BA	218	A	N1-C6-N6	-6.69	114.59	118.60
54	BA	2726	A	C4-C5-C6	-6.69	113.66	117.00
21	AA	193	C	N3-C2-O2	-6.68	117.22	121.90
54	BA	89	A	C5-C6-N1	6.68	121.04	117.70
54	BA	2059	A	C5-C6-N1	6.68	121.04	117.70
54	BA	2077	A	N1-C6-N6	-6.68	114.59	118.60
54	BA	2503	A	P-O3'-C3'	6.68	127.72	119.70
55	BB	60	C	N3-C2-O2	-6.68	117.22	121.90
21	AA	55	A	P-O3'-C3'	6.68	127.72	119.70
22	A1	6	A	C5-C6-N1	6.68	121.04	117.70
31	BI	126	ARG	NE-CZ-NH1	6.68	123.64	120.30
54	BA	722	A	C5-C6-N1	6.68	121.04	117.70
54	BA	972	A	C4-C5-C6	-6.68	113.66	117.00
54	BA	1745	A	C5-C6-N1	6.68	121.04	117.70
21	AA	1363	A	C5-C6-N1	6.68	121.04	117.70
54	BA	1285	A	C5-C6-N1	6.68	121.04	117.70
54	BA	2471	A	C5-C6-N1	6.68	121.04	117.70
54	BA	2560	A	C5-C6-N1	6.68	121.04	117.70
54	BA	2825	G	N3-C2-N2	-6.68	115.22	119.90
21	AA	1230	C	N3-C2-O2	-6.68	117.22	121.90
54	BA	74	A	N1-C6-N6	-6.68	114.59	118.60
54	BA	1046	A	O4'-C1'-N9	6.68	113.54	108.20

Continued on next page...

Continued from previous page...

Mol	Chain	Res	Type	Atoms	Z	Observed(°)	Ideal(°)
54	BA	1175	A	C1'-O4'-C4'	-6.68	104.56	109.90
54	BA	1328	A	C4-C5-C6	-6.68	113.66	117.00
55	BB	50	A	C5-C6-N1	6.68	121.04	117.70
8	AI	94	ARG	NE-CZ-NH1	6.68	123.64	120.30
54	BA	2247	A	C5-C6-N1	6.68	121.04	117.70
54	BA	2670	A	C5-C6-N1	6.68	121.04	117.70
21	AA	1492	A	C5-C6-N1	6.68	121.04	117.70
54	BA	592	A	C4-C5-C6	-6.68	113.66	117.00
21	AA	507	C	N3-C2-O2	-6.67	117.23	121.90
21	AA	695	A	C5-C6-N1	6.67	121.04	117.70
21	AA	1275	A	C5-C6-N1	6.67	121.04	117.70
21	AA	1394	A	C4-C5-C6	-6.67	113.66	117.00
21	AA	1476	A	C4-C5-C6	-6.67	113.66	117.00
21	AA	1529	G	O4'-C1'-N9	6.67	113.54	108.20
24	A3	29	C	N3-C2-O2	-6.67	117.23	121.90
54	BA	97	C	N3-C2-O2	-6.67	117.23	121.90
54	BA	330	A	C5-C6-N1	6.67	121.04	117.70
54	BA	699	A	C4-C5-C6	-6.67	113.66	117.00
54	BA	1054	A	C4-C5-C6	-6.67	113.66	117.00
54	BA	1937	A	O4'-C1'-N9	6.67	113.54	108.20
21	AA	164	G	O4'-C1'-N9	6.67	113.54	108.20
22	A1	73	A	C5-C6-N1	6.67	121.04	117.70
54	BA	1498	C	N3-C2-O2	-6.67	117.23	121.90
54	BA	1528	A	C5-C6-N1	6.67	121.04	117.70
54	BA	2762	C	N3-C2-O2	-6.67	117.23	121.90
54	BA	1336	A	C5-C6-N1	6.67	121.03	117.70
54	BA	1427	A	C4-C5-C6	-6.67	113.67	117.00
21	AA	1428	A	C5-C6-N1	6.67	121.03	117.70
33	BK	64	ARG	NE-CZ-NH1	6.67	123.63	120.30
54	BA	2001	C	N3-C2-O2	-6.67	117.23	121.90
54	BA	2858	C	N3-C2-O2	-6.67	117.23	121.90
19	AT	23	ARG	NE-CZ-NH1	6.67	123.63	120.30
54	BA	502	A	C5-C6-N1	6.67	121.03	117.70
54	BA	584	C	O4'-C1'-N1	6.67	113.53	108.20
54	BA	2205	A	C5-C6-N1	6.67	121.03	117.70
54	BA	2649	C	N3-C2-O2	-6.67	117.23	121.90
21	AA	547	A	C4-C5-C6	-6.66	113.67	117.00
21	AA	753	A	C5-C6-N1	6.66	121.03	117.70
27	BE	88	ARG	NE-CZ-NH1	6.66	123.63	120.30
54	BA	281	C	N3-C2-O2	-6.66	117.24	121.90
54	BA	565	C	N3-C2-O2	-6.66	117.23	121.90
54	BA	2579	C	N3-C2-O2	-6.66	117.23	121.90

Continued on next page...

Continued from previous page...

Mol	Chain	Res	Type	Atoms	Z	Observed(°)	Ideal(°)
21	AA	303	A	C4-C5-C6	-6.66	113.67	117.00
54	BA	587	C	N3-C2-O2	-6.66	117.24	121.90
54	BA	1717	A	C5-C6-N1	6.66	121.03	117.70
54	BA	2019	A	C4-C5-C6	-6.66	113.67	117.00
54	BA	2412	A	C5-C6-N1	6.66	121.03	117.70
21	AA	972	C	O4'-C1'-N1	6.66	113.53	108.20
29	BG	68	ARG	NE-CZ-NH1	6.66	123.63	120.30
54	BA	156	A	C5-C6-N1	6.66	121.03	117.70
21	AA	327	A	C4-C5-C6	-6.66	113.67	117.00
21	AA	1042	A	C5-C6-N1	6.66	121.03	117.70
54	BA	181	A	C5-C6-N1	6.66	121.03	117.70
21	AA	1069	C	N3-C2-O2	-6.66	117.24	121.90
54	BA	1550	C	O4'-C1'-N1	6.66	113.53	108.20
54	BA	2021	C	O4'-C1'-N1	6.66	113.53	108.20
54	BA	1395	A	C5-C6-N1	6.66	121.03	117.70
54	BA	2114	A	C4-C5-C6	-6.66	113.67	117.00
11	AL	8	ARG	NE-CZ-NH1	6.65	123.63	120.30
25	BC	237	ARG	NE-CZ-NH1	6.65	123.63	120.30
21	AA	174	A	N1-C6-N6	-6.65	114.61	118.60
21	AA	221	C	N3-C2-O2	-6.65	117.24	121.90
21	AA	1287	A	C4-C5-C6	-6.65	113.67	117.00
54	BA	515	A	C5-C6-N1	6.65	121.03	117.70
54	BA	1561	C	N3-C2-O2	-6.65	117.24	121.90
21	AA	1429	A	C4-C5-C6	-6.65	113.67	117.00
54	BA	66	C	N3-C2-O2	-6.65	117.24	121.90
54	BA	457	A	C4-C5-C6	-6.65	113.67	117.00
54	BA	735	A	C5-C6-N1	6.65	121.03	117.70
54	BA	1384	A	C4-C5-C6	-6.65	113.67	117.00
54	BA	2071	A	C5-C6-N1	6.65	121.03	117.70
54	BA	1229	C	N3-C2-O2	-6.65	117.25	121.90
21	AA	743	A	C4-C5-C6	-6.65	113.68	117.00
21	AA	1443	C	N3-C2-O2	-6.65	117.25	121.90
54	BA	2080	A	C5-C6-N1	6.65	121.02	117.70
54	BA	1383	A	C4-C5-C6	-6.65	113.68	117.00
21	AA	1149	C	N3-C2-O2	-6.64	117.25	121.90
54	BA	13	A	C5-C6-N1	6.64	121.02	117.70
54	BA	165	A	C4-C5-C6	-6.64	113.68	117.00
54	BA	1914	C	N3-C2-O2	-6.64	117.25	121.90
54	BA	2052	A	N1-C6-N6	-6.64	114.61	118.60
54	BA	2815	C	N3-C2-O2	-6.64	117.25	121.90
21	AA	640	A	C4-C5-C6	-6.64	113.68	117.00
24	A3	63	C	N3-C2-O2	-6.64	117.25	121.90

Continued on next page...

Continued from previous page...

Mol	Chain	Res	Type	Atoms	Z	Observed(°)	Ideal(°)
54	BA	191	A	C5-C6-N1	6.64	121.02	117.70
54	BA	1690	A	C5-C6-N1	6.64	121.02	117.70
21	AA	1157	A	C5-C6-N1	6.64	121.02	117.70
28	BF	124	ARG	NE-CZ-NH1	6.64	123.62	120.30
54	BA	1313	U	N3-C2-O2	-6.64	117.55	122.20
54	BA	1648	U	O4'-C1'-N1	6.64	113.51	108.20
54	BA	2214	C	O4'-C1'-N1	6.64	113.51	108.20
54	BA	282	A	C5-C6-N1	6.64	121.02	117.70
54	BA	2461	A	C4-C5-C6	-6.64	113.68	117.00
54	BA	1730	C	N1-C2-O2	6.64	122.88	118.90
21	AA	177	G	O4'-C1'-N9	6.63	113.51	108.20
21	AA	1396	A	C5-C6-N1	6.63	121.02	117.70
54	BA	105	C	N3-C2-O2	-6.63	117.26	121.90
54	BA	867	C	N3-C2-O2	-6.63	117.26	121.90
54	BA	1205	A	O4'-C1'-N9	6.63	113.51	108.20
55	BB	90	C	O4'-C1'-N1	6.63	113.51	108.20
21	AA	496	A	N1-C6-N6	-6.63	114.62	118.60
21	AA	889	A	C4-C5-C6	-6.63	113.69	117.00
21	AA	1105	A	C4-C5-C6	-6.63	113.69	117.00
54	BA	116	C	N3-C2-O2	-6.63	117.26	121.90
54	BA	216	A	C5-C6-N1	6.63	121.01	117.70
54	BA	352	A	C4-C5-C6	-6.63	113.69	117.00
21	AA	1210	C	N3-C2-O2	-6.63	117.26	121.90
21	AA	1383	C	N3-C2-O2	-6.63	117.26	121.90
54	BA	2738	A	C5-C6-N1	6.63	121.01	117.70
24	A3	57	C	N3-C2-O2	-6.62	117.26	121.90
54	BA	251	A	N1-C6-N6	-6.62	114.62	118.60
21	AA	1201	A	C4-C5-C6	-6.62	113.69	117.00
21	AA	1311	A	C5-C6-N1	6.62	121.01	117.70
29	BG	34	ARG	NE-CZ-NH1	6.62	123.61	120.30
54	BA	2660	A	C5-C6-N1	6.62	121.01	117.70
1	AB	207	ARG	NE-CZ-NH1	6.62	123.61	120.30
21	AA	1441	A	C4-C5-C6	-6.62	113.69	117.00
54	BA	1127	A	C4-C5-C6	-6.62	113.69	117.00
54	BA	1169	A	C5-C6-N1	6.62	121.01	117.70
54	BA	2165	C	N3-C2-O2	-6.62	117.27	121.90
21	AA	866	C	N3-C2-O2	-6.62	117.27	121.90
54	BA	1073	A	C5-C6-N1	6.62	121.01	117.70
54	BA	2184	A	C4-C5-C6	-6.62	113.69	117.00
21	AA	1195	C	N3-C2-O2	-6.62	117.27	121.90
21	AA	1213	A	C5-C6-N1	6.62	121.01	117.70
54	BA	310	A	C5-C6-N1	6.62	121.01	117.70

Continued on next page...

Continued from previous page...

Mol	Chain	Res	Type	Atoms	Z	Observed(°)	Ideal(°)
54	BA	514	A	C5-C6-N1	6.62	121.01	117.70
54	BA	2899	A	N1-C6-N6	-6.62	114.63	118.60
21	AA	16	A	C4-C5-C6	-6.62	113.69	117.00
54	BA	730	A	C4-C5-C6	-6.62	113.69	117.00
21	AA	167	A	C5-C6-N1	6.62	121.01	117.70
21	AA	217	C	N3-C2-O2	-6.62	117.27	121.90
21	AA	1161	C	N3-C2-O2	-6.62	117.27	121.90
54	BA	418	C	N3-C2-O2	-6.62	117.27	121.90
24	A3	43	G	C1'-O4'-C4'	-6.61	104.61	109.90
47	BY	48	ARG	NE-CZ-NH2	6.61	123.61	120.30
21	AA	239	U	O4'-C1'-N1	6.61	113.49	108.20
54	BA	144	A	C4-C5-C6	-6.61	113.69	117.00
54	BA	265	A	C4-C5-C6	-6.61	113.70	117.00
54	BA	1321	A	C4-C5-C6	-6.61	113.70	117.00
54	BA	2006	C	N3-C2-O2	-6.61	117.28	121.90
21	AA	186	C	N3-C2-O2	-6.61	117.28	121.90
21	AA	575	G	P-O3'-C3'	6.61	127.63	119.70
54	BA	792	A	N1-C6-N6	-6.61	114.64	118.60
54	BA	1156	A	C4-C5-C6	-6.61	113.70	117.00
54	BA	193	U	O4'-C1'-N1	6.60	113.48	108.20
24	A3	73	A	C5-C6-N1	6.60	121.00	117.70
54	BA	609	A	C5-C6-N1	6.60	121.00	117.70
54	BA	2815	C	O4'-C1'-N1	6.60	113.48	108.20
21	AA	825	A	C4-C5-C6	-6.60	113.70	117.00
21	AA	938	A	N1-C6-N6	-6.60	114.64	118.60
54	BA	670	A	C5-C6-N1	6.60	121.00	117.70
54	BA	742	A	C4-C5-C6	-6.60	113.70	117.00
54	BA	1947	C	N3-C2-O2	-6.60	117.28	121.90
54	BA	2527	C	N3-C2-O2	-6.60	117.28	121.90
21	AA	211	G	O4'-C1'-N9	6.60	113.48	108.20
21	AA	366	A	N1-C6-N6	-6.60	114.64	118.60
54	BA	127	A	C4-C5-C6	-6.60	113.70	117.00
21	AA	26	A	C5-C6-N1	6.60	121.00	117.70
21	AA	452	A	C5-C6-N1	6.60	121.00	117.70
35	BM	40	ARG	NE-CZ-NH1	6.60	123.60	120.30
21	AA	1408	A	C5-C6-N1	6.59	121.00	117.70
24	A3	11	A	C4-C5-C6	-6.59	113.70	117.00
54	BA	89	A	C4-C5-C6	-6.59	113.70	117.00
24	A3	66	C	N3-C2-O2	-6.59	117.28	121.90
54	BA	623	C	N3-C2-O2	-6.59	117.28	121.90
54	BA	633	A	C4-C5-C6	-6.59	113.70	117.00
54	BA	1268	A	C4-C5-C6	-6.59	113.70	117.00

Continued on next page...

Continued from previous page...

Mol	Chain	Res	Type	Atoms	Z	Observed(°)	Ideal(°)
54	BA	2275	C	N3-C2-O2	-6.59	117.28	121.90
21	AA	307	C	N1-C2-O2	6.59	122.86	118.90
24	A3	43	G	O4'-C1'-N9	6.59	113.47	108.20
54	BA	947	A	C5-C6-N1	6.59	121.00	117.70
21	AA	422	C	N3-C2-O2	-6.59	117.29	121.90
54	BA	1355	G	N3-C2-N2	-6.59	115.29	119.90
54	BA	1810	A	N1-C6-N6	-6.59	114.65	118.60
56	B5	164	ARG	NE-CZ-NH1	6.59	123.59	120.30
21	AA	694	A	N1-C6-N6	-6.59	114.65	118.60
54	BA	207	A	C4-C5-C6	-6.59	113.71	117.00
12	AM	92	ARG	NE-CZ-NH1	6.59	123.59	120.30
21	AA	329	A	C5-C6-N1	6.59	120.99	117.70
18	AS	80	ARG	NE-CZ-NH2	6.58	123.59	120.30
54	BA	348	A	C5-C6-N1	6.58	120.99	117.70
54	BA	1879	C	N3-C2-O2	-6.58	117.29	121.90
21	AA	1408	A	C4-C5-C6	-6.58	113.71	117.00
54	BA	38	A	C4-C5-C6	-6.58	113.71	117.00
54	BA	1143	A	C5-C6-N1	6.58	120.99	117.70
54	BA	1387	A	O4'-C1'-N9	6.58	113.47	108.20
54	BA	300	A	C4-C5-C6	-6.58	113.71	117.00
54	BA	348	A	C4-C5-C6	-6.58	113.71	117.00
54	BA	2336	A	C5-C6-N1	6.58	120.99	117.70
54	BA	2764	A	C4-C5-C6	-6.58	113.71	117.00
54	BA	2806	C	N3-C2-O2	-6.58	117.29	121.90
21	AA	1248	A	C4-C5-C6	-6.58	113.71	117.00
24	A3	17	C	N1-C2-O2	6.58	122.85	118.90
54	BA	772	C	N3-C2-O2	-6.58	117.30	121.90
54	BA	1700	A	C5-C6-N1	6.58	120.99	117.70
54	BA	1905	C	N3-C2-O2	-6.58	117.30	121.90
55	BB	73	A	C5-C6-N1	6.58	120.99	117.70
17	AR	60	ARG	NE-CZ-NH1	6.58	123.59	120.30
54	BA	1001	A	C5-C6-N1	6.58	120.99	117.70
54	BA	1574	C	N3-C2-O2	-6.58	117.30	121.90
54	BA	2426	A	C5-C6-N1	6.58	120.99	117.70
54	BA	2450	A	C4-C5-C6	-6.58	113.71	117.00
21	AA	1109	C	N3-C2-O2	-6.57	117.30	121.90
54	BA	439	A	C4-C5-C6	-6.57	113.71	117.00
54	BA	1077	A	C4-C5-C6	-6.57	113.71	117.00
54	BA	1152	C	N3-C2-O2	-6.57	117.30	121.90
54	BA	1274	A	C4-C5-C6	-6.57	113.71	117.00
36	BN	17	ARG	NE-CZ-NH1	6.57	123.59	120.30
54	BA	402	A	C5-C6-N1	6.57	120.99	117.70

Continued on next page...

Continued from previous page...

Mol	Chain	Res	Type	Atoms	Z	Observed(°)	Ideal(°)
54	BA	2900	A	C4-C5-C6	-6.57	113.71	117.00
54	BA	599	A	C5-C6-N1	6.57	120.99	117.70
54	BA	602	A	C4-C5-C6	-6.57	113.72	117.00
54	BA	982	C	N1-C2-O2	6.57	122.84	118.90
54	BA	1885	A	C4-C5-C6	-6.57	113.72	117.00
54	BA	1927	A	C5-C6-N1	6.57	120.98	117.70
54	BA	2606	C	N3-C2-O2	-6.57	117.30	121.90
24	A3	36	A	C4-C5-C6	-6.57	113.72	117.00
54	BA	2668	G	O4'-C1'-N9	6.57	113.45	108.20
21	AA	172	A	C4-C5-C6	-6.57	113.72	117.00
21	AA	807	A	C5-C6-N1	6.57	120.98	117.70
54	BA	176	A	C4-C5-C6	-6.57	113.72	117.00
21	AA	143	A	C4-C5-C6	-6.57	113.72	117.00
21	AA	1097	C	N3-C2-O2	-6.57	117.30	121.90
21	AA	1375	A	C5-C6-N1	6.57	120.98	117.70
54	BA	2099	U	N3-C2-O2	-6.57	117.60	122.20
54	BA	2142	A	C5-C6-N1	6.57	120.98	117.70
54	BA	2394	C	N3-C2-O2	-6.57	117.31	121.90
25	BC	155	ARG	NE-CZ-NH1	6.56	123.58	120.30
54	BA	1735	A	C5-C6-N1	6.56	120.98	117.70
54	BA	1998	A	C4-C5-C6	-6.56	113.72	117.00
54	BA	2094	A	C4-C5-C6	-6.56	113.72	117.00
54	BA	2430	A	C4-C5-C6	-6.56	113.72	117.00
55	BB	39	A	C4-C5-C6	-6.56	113.72	117.00
2	AC	168	ARG	NE-CZ-NH1	6.56	123.58	120.30
54	BA	454	A	C5-C6-N1	6.56	120.98	117.70
54	BA	1165	A	C4-C5-C6	-6.56	113.72	117.00
21	AA	1324	A	C4-C5-C6	-6.56	113.72	117.00
54	BA	1937	A	C5-C6-N1	6.56	120.98	117.70
21	AA	77	A	N1-C6-N6	-6.56	114.67	118.60
21	AA	1404	C	N3-C2-O2	-6.56	117.31	121.90
54	BA	1545	A	C5-C6-N1	6.56	120.98	117.70
54	BA	1598	A	C4-C5-C6	-6.56	113.72	117.00
54	BA	2332	C	N3-C2-O2	-6.56	117.31	121.90
54	BA	2587	A	C4-C5-C6	-6.56	113.72	117.00
21	AA	1119	C	N3-C2-O2	-6.55	117.31	121.90
22	A1	65	C	N3-C2-O2	-6.55	117.31	121.90
54	BA	257	C	N3-C2-O2	-6.55	117.31	121.90
21	AA	1433	A	C4-C5-C6	-6.55	113.72	117.00
54	BA	2317	A	C5-C6-N1	6.55	120.98	117.70
21	AA	784	A	C4-C5-C6	-6.55	113.72	117.00
21	AA	1456	A	C5-C6-N1	6.55	120.98	117.70

Continued on next page...

Continued from previous page...

Mol	Chain	Res	Type	Atoms	Z	Observed(°)	Ideal(°)
54	BA	866	A	C4-C5-C6	-6.55	113.72	117.00
54	BA	1754	A	C4-C5-C6	-6.55	113.72	117.00
9	AJ	9	ARG	NE-CZ-NH1	6.55	123.58	120.30
21	AA	349	A	C5-C6-N1	6.55	120.97	117.70
21	AA	624	C	N3-C2-O2	-6.55	117.31	121.90
21	AA	719	C	N3-C2-O2	-6.55	117.31	121.90
54	BA	1584	U	N3-C2-O2	-6.55	117.61	122.20
54	BA	1717	A	C4-C5-C6	-6.55	113.72	117.00
21	AA	309	A	C4-C5-C6	-6.55	113.73	117.00
54	BA	342	A	C4-C5-C6	-6.55	113.73	117.00
21	AA	1114	C	N3-C2-O2	-6.55	117.32	121.90
27	BE	162	ARG	NE-CZ-NH1	6.55	123.57	120.30
54	BA	2307	G	N1-C6-O6	-6.55	115.97	119.90
21	AA	1246	A	N1-C6-N6	-6.54	114.67	118.60
21	AA	490	C	N3-C2-O2	-6.54	117.32	121.90
54	BA	586	A	C5-C6-N1	6.54	120.97	117.70
54	BA	973	A	C4-C5-C6	-6.54	113.73	117.00
54	BA	1889	A	C4-C5-C6	-6.54	113.73	117.00
54	BA	2178	C	N3-C2-O2	-6.54	117.32	121.90
21	AA	914	A	C4-C5-C6	-6.54	113.73	117.00
54	BA	804	A	C4-C5-C6	-6.54	113.73	117.00
54	BA	1461	C	N3-C2-O2	-6.54	117.32	121.90
54	BA	1641	A	C5-C6-N1	6.54	120.97	117.70
2	AC	163	ARG	NE-CZ-NH1	6.54	123.57	120.30
21	AA	681	A	C5-C6-N1	6.54	120.97	117.70
21	AA	708	C	N3-C2-O2	-6.54	117.32	121.90
54	BA	309	A	C4-C5-C6	-6.54	113.73	117.00
54	BA	944	C	O4'-C1'-N1	6.54	113.43	108.20
54	BA	2381	A	C4-C5-C6	-6.54	113.73	117.00
55	BB	42	C	N3-C2-O2	-6.54	117.32	121.90
21	AA	610	U	N3-C2-O2	-6.54	117.63	122.20
54	BA	2827	C	N3-C2-O2	-6.54	117.33	121.90
3	AD	25	ARG	NE-CZ-NH1	6.53	123.57	120.30
21	AA	414	A	C4-C5-C6	-6.53	113.73	117.00
21	AA	816	A	N1-C6-N6	-6.53	114.68	118.60
25	BC	51	ARG	NE-CZ-NH1	6.53	123.57	120.30
54	BA	531	C	N3-C2-O2	-6.53	117.33	121.90
21	AA	964	A	C4-C5-C6	-6.53	113.73	117.00
54	BA	1837	C	N3-C2-O2	-6.53	117.33	121.90
21	AA	270	A	C4-C5-C6	-6.53	113.73	117.00
54	BA	643	A	C5-C6-N1	6.53	120.97	117.70
21	AA	1510	C	N3-C2-O2	-6.53	117.33	121.90

Continued on next page...

Continued from previous page...

Mol	Chain	Res	Type	Atoms	Z	Observed(°)	Ideal(°)
21	AA	199	A	C4-C5-C6	-6.53	113.74	117.00
51	B2	39	ARG	NE-CZ-NH1	6.53	123.56	120.30
21	AA	460	A	C5-C6-N1	6.53	120.96	117.70
54	BA	111	A	C4-C5-C6	-6.53	113.74	117.00
54	BA	2700	A	C4-C5-C6	-6.52	113.74	117.00
21	AA	311	C	N3-C2-O2	-6.52	117.33	121.90
21	AA	655	A	C5-C6-N1	6.52	120.96	117.70
54	BA	2065	C	N3-C2-O2	-6.52	117.33	121.90
54	BA	2700	A	C5-C6-N1	6.52	120.96	117.70
54	BA	1144	A	C4-C5-C6	-6.52	113.74	117.00
55	BB	31	C	N3-C2-O2	-6.52	117.33	121.90
19	AT	9	ARG	NE-CZ-NH1	6.52	123.56	120.30
54	BA	621	A	C5-C6-N1	6.52	120.96	117.70
54	BA	960	A	N1-C6-N6	-6.52	114.69	118.60
54	BA	2435	A	C5-C6-N1	6.52	120.96	117.70
21	AA	129	A	N1-C6-N6	-6.52	114.69	118.60
21	AA	139	A	C4-C5-C6	-6.52	113.74	117.00
54	BA	501	A	C5-C6-N1	6.52	120.96	117.70
54	BA	1829	A	C4-C5-C6	-6.52	113.74	117.00
20	AU	17	ARG	NE-CZ-NH2	6.52	123.56	120.30
22	A1	61	C	N3-C2-O2	-6.52	117.34	121.90
54	BA	849	A	C5-C6-N1	6.52	120.96	117.70
54	BA	901	C	N3-C2-O2	-6.52	117.34	121.90
21	AA	389	A	C4-C5-C6	-6.51	113.74	117.00
21	AA	749	A	C5-C6-N1	6.51	120.96	117.70
21	AA	802	A	C5-C6-N1	6.51	120.96	117.70
21	AA	1111	A	C5-C6-N1	6.51	120.96	117.70
54	BA	590	A	C4-C5-C6	-6.51	113.74	117.00
54	BA	616	A	C5-C6-N1	6.51	120.96	117.70
54	BA	1600	C	N3-C2-O2	-6.51	117.34	121.90
56	B5	7	ARG	NE-CZ-NH1	6.51	123.56	120.30
21	AA	195	A	C5-C6-N1	6.51	120.96	117.70
21	AA	196	A	C4-C5-C6	-6.51	113.75	117.00
21	AA	288	A	C4-C5-C6	-6.51	113.75	117.00
54	BA	1532	A	C4-C5-C6	-6.51	113.74	117.00
11	AL	82	ARG	NE-CZ-NH1	6.51	123.56	120.30
21	AA	6	G	C1'-O4'-C4'	-6.51	104.69	109.90
54	BA	172	A	C5-C6-N1	6.51	120.95	117.70
54	BA	1626	A	C4-C5-C6	-6.51	113.75	117.00
54	BA	1686	C	O4'-C1'-N1	6.51	113.41	108.20
54	BA	1844	C	N3-C2-O2	-6.51	117.34	121.90
54	BA	1872	A	C5-C6-N1	6.51	120.95	117.70

Continued on next page...

Continued from previous page...

Mol	Chain	Res	Type	Atoms	Z	Observed(°)	Ideal(°)
54	BA	2875	C	N3-C2-O2	-6.51	117.34	121.90
16	AQ	76	ARG	NE-CZ-NH1	6.51	123.55	120.30
23	A2	93	U	C1'-O4'-C4'	-6.51	104.69	109.90
54	BA	1858	A	C4-C5-C6	-6.51	113.75	117.00
21	AA	155	A	C5-C6-N1	6.51	120.95	117.70
21	AA	623	C	N3-C2-O2	-6.51	117.35	121.90
54	BA	401	A	C5-C6-N1	6.51	120.95	117.70
54	BA	1262	A	C5-C6-N1	6.51	120.95	117.70
54	BA	1385	A	C5-C6-N1	6.51	120.95	117.70
54	BA	31	C	N3-C2-O2	-6.50	117.35	121.90
54	BA	563	A	C5-C6-N1	6.50	120.95	117.70
54	BA	2070	A	C4-C5-C6	-6.50	113.75	117.00
54	BA	2761	A	C4-C5-C6	-6.50	113.75	117.00
21	AA	613	C	N3-C2-O2	-6.50	117.35	121.90
33	BK	98	ARG	NE-CZ-NH1	6.50	123.55	120.30
54	BA	1597	A	C4-C5-C6	-6.50	113.75	117.00
54	BA	1801	A	C4-C5-C6	-6.50	113.75	117.00
54	BA	2050	C	N3-C2-O2	-6.50	117.35	121.90
21	AA	816	A	C5-C6-N1	6.50	120.95	117.70
53	B4	12	ARG	NE-CZ-NH1	-6.50	117.05	120.30
54	BA	196	A	C5-C6-N1	6.50	120.95	117.70
54	BA	330	A	C4-C5-C6	-6.50	113.75	117.00
54	BA	613	A	C4-C5-C6	-6.50	113.75	117.00
54	BA	680	C	N3-C2-O2	-6.50	117.35	121.90
54	BA	1276	A	C4-C5-C6	-6.50	113.75	117.00
54	BA	2013	A	C4-C5-C6	-6.50	113.75	117.00
54	BA	2380	C	N3-C2-O2	-6.50	117.35	121.90
21	AA	608	A	C5-C6-N1	6.50	120.95	117.70
21	AA	998	C	N3-C2-O2	-6.50	117.35	121.90
22	A1	62	C	N3-C2-O2	-6.50	117.35	121.90
54	BA	1298	C	N3-C2-O2	-6.50	117.35	121.90
21	AA	498	A	C4-C5-C6	-6.50	113.75	117.00
21	AA	599	C	N3-C2-O2	-6.50	117.35	121.90
22	A1	35	A	C5-C6-N1	6.50	120.95	117.70
54	BA	241	A	C4-C5-C6	-6.50	113.75	117.00
54	BA	471	A	C5-C6-N1	6.50	120.95	117.70
54	BA	1593	A	C5-C6-N1	6.50	120.95	117.70
54	BA	1655	A	C5-C6-N1	6.50	120.95	117.70
54	BA	2267	A	N1-C6-N6	-6.50	114.70	118.60
21	AA	136	C	N3-C2-O2	-6.50	117.35	121.90
21	AA	197	A	C4-C5-C6	-6.50	113.75	117.00
21	AA	386	C	N3-C2-O2	-6.50	117.35	121.90

Continued on next page...

Continued from previous page...

Mol	Chain	Res	Type	Atoms	Z	Observed(°)	Ideal(°)
54	BA	104	A	C5-C6-N1	6.50	120.95	117.70
54	BA	201	C	N3-C2-O2	-6.50	117.35	121.90
54	BA	2003	A	C4-C5-C6	-6.50	113.75	117.00
54	BA	1005	C	N3-C2-O2	-6.50	117.35	121.90
54	BA	462	C	N3-C2-O2	-6.49	117.36	121.90
54	BA	2675	A	C4-C5-C6	-6.49	113.75	117.00
54	BA	2675	A	C5-C6-N1	6.49	120.95	117.70
21	AA	766	A	C4-C5-C6	-6.49	113.75	117.00
21	AA	1141	C	N3-C2-O2	-6.49	117.36	121.90
40	BR	90	ARG	NE-CZ-NH1	6.49	123.55	120.30
54	BA	821	A	C5-C6-N1	6.49	120.95	117.70
54	BA	1446	C	N3-C2-O2	-6.49	117.36	121.90
54	BA	2248	C	N3-C2-O2	-6.49	117.36	121.90
21	AA	174	A	C4-C5-C6	-6.49	113.75	117.00
21	AA	1016	A	C4-C5-C6	-6.49	113.76	117.00
21	AA	1216	A	C4-C5-C6	-6.49	113.76	117.00
54	BA	846	U	O4'-C1'-N1	6.49	113.39	108.20
54	BA	990	A	C5-C6-N1	6.49	120.94	117.70
54	BA	199	A	C4-C5-C6	-6.49	113.76	117.00
54	BA	1787	A	C5-C6-N1	6.49	120.94	117.70
21	AA	807	A	C4-C5-C6	-6.49	113.76	117.00
21	AA	1019	A	C5-C6-N1	6.49	120.94	117.70
37	BO	25	ARG	NE-CZ-NH1	6.49	123.54	120.30
54	BA	774	G	O4'-C1'-N9	6.49	113.39	108.20
54	BA	1481	U	O4'-C1'-N1	6.49	113.39	108.20
54	BA	1902	C	N3-C2-O2	-6.49	117.36	121.90
54	BA	2619	C	N3-C2-O2	-6.49	117.36	121.90
54	BA	378	C	N3-C2-O2	-6.48	117.36	121.90
54	BA	835	C	O4'-C1'-N1	6.48	113.39	108.20
54	BA	900	A	C4-C5-C6	-6.48	113.76	117.00
54	BA	2771	C	N3-C2-O2	-6.48	117.36	121.90
5	AF	45	ARG	NE-CZ-NH1	6.48	123.54	120.30
33	BK	17	ARG	NE-CZ-NH1	6.48	123.54	120.30
54	BA	517	C	N3-C2-O2	-6.48	117.36	121.90
54	BA	2119	A	C5-C6-N1	6.48	120.94	117.70
51	B2	35	ARG	NE-CZ-NH1	6.48	123.54	120.30
3	AD	2	ARG	NE-CZ-NH1	6.48	123.54	120.30
8	AI	112	ARG	NE-CZ-NH1	6.48	123.54	120.30
13	AN	24	ARG	NE-CZ-NH1	6.47	123.54	120.30
54	BA	371	A	C4-C5-C6	-6.47	113.76	117.00
54	BA	671	C	N3-C2-O2	-6.47	117.37	121.90
54	BA	2179	C	N3-C2-O2	-6.47	117.37	121.90

Continued on next page...

Continued from previous page...

Mol	Chain	Res	Type	Atoms	Z	Observed(°)	Ideal(°)
54	BA	2403	C	N3-C2-O2	-6.47	117.37	121.90
54	BA	470	A	C5-C6-N1	6.47	120.94	117.70
21	AA	702	A	C4-C5-C6	-6.47	113.77	117.00
54	BA	523	C	N3-C2-O2	-6.47	117.37	121.90
54	BA	1610	A	C5-C6-N1	6.47	120.94	117.70
54	BA	1722	A	C4-C5-C6	-6.47	113.77	117.00
54	BA	1810	A	C5-C6-N1	6.47	120.94	117.70
54	BA	1780	A	C4-C5-C6	-6.47	113.77	117.00
54	BA	1285	A	N1-C6-N6	-6.47	114.72	118.60
54	BA	2147	A	C5-C6-N1	6.47	120.93	117.70
54	BA	84	A	C5-C6-N1	6.46	120.93	117.70
54	BA	2434	A	C4-C5-C6	-6.46	113.77	117.00
21	AA	131	A	C5-C6-N1	6.46	120.93	117.70
54	BA	699	A	C5-C6-N1	6.46	120.93	117.70
21	AA	1110	A	N1-C6-N6	-6.46	114.72	118.60
21	AA	1271	A	C5-C6-N1	6.46	120.93	117.70
21	AA	1367	C	N3-C2-O2	-6.46	117.38	121.90
21	AA	1462	C	N3-C2-O2	-6.46	117.38	121.90
54	BA	167	A	C5-C6-N1	6.46	120.93	117.70
54	BA	2424	C	N1-C2-O2	6.46	122.78	118.90
54	BA	2496	C	N3-C2-O2	-6.46	117.38	121.90
21	AA	1352	C	N3-C2-O2	-6.46	117.38	121.90
24	A3	44	A	C4-C5-C6	-6.46	113.77	117.00
54	BA	2734	A	C5-C6-N1	6.46	120.93	117.70
21	AA	1282	C	N3-C2-O2	-6.46	117.38	121.90
21	AA	1328	C	N3-C2-O2	-6.46	117.38	121.90
54	BA	415	A	C5-C6-N1	6.46	120.93	117.70
54	BA	885	C	N3-C2-O2	-6.46	117.38	121.90
54	BA	1373	A	C5-C6-N1	6.46	120.93	117.70
54	BA	1398	C	N3-C2-O2	-6.46	117.38	121.90
54	BA	1919	A	C4-C5-C6	-6.46	113.77	117.00
21	AA	1005	A	C5-C6-N1	6.46	120.93	117.70
54	BA	1893	C	N3-C2-O2	-6.46	117.38	121.90
54	BA	2076	U	N3-C2-O2	-6.46	117.68	122.20
21	AA	855	U	O4'-C1'-N1	6.45	113.36	108.20
21	AA	1325	C	N3-C2-O2	-6.45	117.38	121.90
54	BA	2634	A	C4-C5-C6	-6.45	113.77	117.00
54	BA	2757	A	C5-C6-N1	6.45	120.93	117.70
54	BA	49	A	C4-C5-C6	-6.45	113.77	117.00
54	BA	1039	A	C5-C6-N1	6.45	120.93	117.70
21	AA	432	A	C5-C6-N1	6.45	120.92	117.70
21	AA	1399	C	C1'-O4'-C4'	-6.45	104.74	109.90

Continued on next page...

Continued from previous page...

Mol	Chain	Res	Type	Atoms	Z	Observed(°)	Ideal(°)
54	BA	151	C	N3-C2-O2	-6.45	117.39	121.90
54	BA	637	A	C4-C5-C6	-6.45	113.77	117.00
54	BA	936	A	C4-C5-C6	-6.45	113.78	117.00
54	BA	1420	A	C4-C5-C6	-6.45	113.77	117.00
54	BA	2366	A	C5-C6-N1	6.45	120.92	117.70
54	BA	2637	U	O4'-C1'-N1	6.45	113.36	108.20
5	AF	44	ARG	NE-CZ-NH1	6.45	123.53	120.30
54	BA	310	A	N1-C6-N6	-6.45	114.73	118.60
54	BA	2335	A	C5-C6-N1	6.45	120.92	117.70
54	BA	2733	A	C4-C5-C6	-6.45	113.78	117.00
21	AA	864	A	C5-C6-N1	6.45	120.92	117.70
54	BA	990	A	O4'-C1'-N9	6.45	113.36	108.20
54	BA	1053	C	N3-C2-O2	-6.45	117.39	121.90
54	BA	1403	A	C4-C5-C6	-6.45	113.78	117.00
21	AA	295	C	N1-C2-O2	6.44	122.77	118.90
54	BA	1480	C	N3-C2-O2	-6.44	117.39	121.90
54	BA	2090	A	C5-C6-N1	6.44	120.92	117.70
54	BA	2268	A	C5-C6-N1	6.44	120.92	117.70
21	AA	220	G	N3-C2-N2	-6.44	115.39	119.90
21	AA	699	C	N3-C2-O2	-6.44	117.39	121.90
54	BA	471	A	C4-C5-C6	-6.44	113.78	117.00
54	BA	2830	C	N3-C2-O2	-6.44	117.39	121.90
21	AA	962	C	N3-C2-O2	-6.44	117.39	121.90
54	BA	443	A	C5-C6-N1	6.44	120.92	117.70
54	BA	1352	U	N3-C2-O2	-6.44	117.69	122.20
54	BA	1525	A	C5-C6-N1	6.44	120.92	117.70
54	BA	1665	A	C5-C6-N1	6.44	120.92	117.70
54	BA	2215	C	O4'-C1'-N1	6.44	113.35	108.20
42	BT	6	ARG	NE-CZ-NH2	-6.44	117.08	120.30
54	BA	987	C	O4'-C1'-N1	6.44	113.35	108.20
21	AA	1045	C	N3-C2-O2	-6.44	117.39	121.90
54	BA	513	A	N1-C6-N6	-6.44	114.74	118.60
54	BA	1795	C	N3-C2-O2	-6.44	117.39	121.90
54	BA	1870	C	N1-C2-O2	6.44	122.76	118.90
54	BA	2284	A	C4-C5-C6	-6.44	113.78	117.00
54	BA	2340	A	C4-C5-C6	-6.44	113.78	117.00
54	BA	2512	C	N3-C2-O2	-6.44	117.39	121.90
21	AA	1418	A	C4-C5-C6	-6.44	113.78	117.00
54	BA	945	A	C4-C5-C6	-6.44	113.78	117.00
10	AK	52	ARG	NE-CZ-NH1	6.43	123.52	120.30
21	AA	873	A	C4-C5-C6	-6.43	113.78	117.00
21	AA	907	A	C5-C6-N1	6.43	120.92	117.70

Continued on next page...

Continued from previous page...

Mol	Chain	Res	Type	Atoms	Z	Observed(°)	Ideal(°)
21	AA	1368	A	C4-C5-C6	-6.43	113.78	117.00
45	BW	13	ARG	NE-CZ-NH1	6.43	123.52	120.30
54	BA	149	A	N1-C6-N6	-6.43	114.74	118.60
54	BA	1570	A	C4-C5-C6	-6.43	113.78	117.00
54	BA	2662	A	C4-C5-C6	-6.43	113.78	117.00
21	AA	608	A	C4-C5-C6	-6.43	113.78	117.00
54	BA	1952	A	C4-C5-C6	-6.43	113.78	117.00
21	AA	192	A	C4-C5-C6	-6.43	113.79	117.00
21	AA	233	C	N3-C2-O2	-6.43	117.40	121.90
21	AA	586	C	N3-C2-O2	-6.43	117.40	121.90
21	AA	1005	A	C4-C5-C6	-6.43	113.79	117.00
24	A3	22	A	C4-C5-C6	-6.43	113.78	117.00
54	BA	118	A	C4-C5-C6	-6.43	113.78	117.00
54	BA	497	A	C4-C5-C6	-6.43	113.78	117.00
54	BA	810	U	O4'-C1'-N1	6.43	113.34	108.20
54	BA	998	C	N3-C2-O2	-6.43	117.40	121.90
54	BA	2082	A	C5-C6-N1	6.43	120.92	117.70
21	AA	1285	A	C5-C6-N1	6.43	120.91	117.70
54	BA	1032	A	C4-C5-C6	-6.43	113.79	117.00
54	BA	2150	C	N3-C2-O2	-6.43	117.40	121.90
21	AA	353	A	N1-C6-N6	-6.43	114.74	118.60
22	A1	74	C	N3-C2-O2	-6.43	117.40	121.90
54	BA	788	A	C4-C5-C6	-6.43	113.79	117.00
54	BA	928	A	C4-C5-C6	-6.43	113.79	117.00
54	BA	2200	C	N3-C2-O2	-6.43	117.40	121.90
54	BA	2215	C	N3-C2-O2	-6.42	117.40	121.90
55	BB	114	C	N3-C2-O2	-6.42	117.40	121.90
21	AA	1137	C	N3-C2-O2	-6.42	117.40	121.90
54	BA	351	C	N3-C2-O2	-6.42	117.41	121.90
55	BB	89	U	O4'-C1'-N1	6.42	113.34	108.20
21	AA	459	A	C4-C5-C6	-6.42	113.79	117.00
21	AA	758	C	N3-C2-O2	-6.42	117.41	121.90
21	AA	1120	C	N3-C2-O2	-6.42	117.41	121.90
21	AA	1269	A	C4-C5-C6	-6.42	113.79	117.00
54	BA	666	A	C4-C5-C6	-6.42	113.79	117.00
54	BA	2823	A	C4-C5-C6	-6.42	113.79	117.00
21	AA	549	C	N1-C2-O2	6.42	122.75	118.90
21	AA	938	A	C4-C5-C6	-6.42	113.79	117.00
54	BA	616	A	N1-C6-N6	-6.42	114.75	118.60
54	BA	1323	C	N3-C2-O2	-6.42	117.41	121.90
54	BA	2398	U	O4'-C1'-N1	6.42	113.33	108.20
21	AA	1344	C	N3-C2-O2	-6.42	117.41	121.90

Continued on next page...

Continued from previous page...

Mol	Chain	Res	Type	Atoms	Z	Observed(°)	Ideal(°)
54	BA	2094	A	C5-C6-N1	6.42	120.91	117.70
21	AA	392	C	N3-C2-O2	-6.41	117.41	121.90
21	AA	1101	A	P-O3'-C3'	6.41	127.40	119.70
54	BA	1759	A	C5-C6-N1	6.41	120.91	117.70
54	BA	2715	C	N3-C2-O2	-6.41	117.41	121.90
21	AA	403	C	N3-C2-O2	-6.41	117.41	121.90
54	BA	626	A	C4-C5-C6	-6.41	113.79	117.00
54	BA	1977	A	C4-C5-C6	-6.41	113.79	117.00
21	AA	16	A	C5-C6-N1	6.41	120.91	117.70
21	AA	1146	A	N1-C6-N6	-6.41	114.75	118.60
54	BA	505	A	C5-C6-N1	6.41	120.91	117.70
54	BA	582	A	C4-C5-C6	-6.41	113.80	117.00
54	BA	1579	A	N1-C6-N6	-6.41	114.75	118.60
21	AA	176	C	N3-C2-O2	-6.41	117.41	121.90
35	BM	16	ARG	NE-CZ-NH1	6.41	123.50	120.30
54	BA	352	A	C5-C6-N1	6.41	120.90	117.70
54	BA	802	A	C4-C5-C6	-6.41	113.80	117.00
54	BA	1565	C	N3-C2-O2	-6.41	117.41	121.90
54	BA	991	C	N3-C2-O2	-6.41	117.42	121.90
54	BA	2085	U	O4'-C1'-N1	6.41	113.33	108.20
54	BA	2901	C	N3-C2-O2	-6.41	117.42	121.90
21	AA	106	C	N3-C2-O2	-6.41	117.42	121.90
21	AA	131	A	C4-C5-C6	-6.41	113.80	117.00
21	AA	856	C	N3-C2-O2	-6.41	117.42	121.90
24	A3	44	A	C5-C6-N1	6.41	120.90	117.70
54	BA	104	A	C4-C5-C6	-6.41	113.80	117.00
54	BA	433	C	N3-C2-O2	-6.41	117.42	121.90
54	BA	1076	C	N3-C2-O2	-6.41	117.42	121.90
54	BA	1752	C	N3-C2-O2	-6.41	117.42	121.90
54	BA	225	C	N3-C2-O2	-6.40	117.42	121.90
21	AA	215	C	N3-C2-O2	-6.40	117.42	121.90
21	AA	306	A	C4-C5-C6	-6.40	113.80	117.00
54	BA	1853	A	C5-C6-N1	6.40	120.90	117.70
54	BA	2015	A	C5-C6-N1	6.40	120.90	117.70
54	BA	2146	C	N3-C2-O2	-6.40	117.42	121.90
54	BA	2417	C	N3-C2-O2	-6.40	117.42	121.90
54	BA	2805	C	O4'-C1'-N1	6.40	113.32	108.20
21	AA	100	G	N1-C6-O6	-6.40	116.06	119.90
21	AA	179	A	C4-C5-C6	-6.40	113.80	117.00
54	BA	76	C	N3-C2-O2	-6.40	117.42	121.90
54	BA	1956	U	O4'-C1'-N1	6.40	113.32	108.20
54	BA	1606	C	N1-C2-O2	6.40	122.74	118.90

Continued on next page...

Continued from previous page...

Mol	Chain	Res	Type	Atoms	Z	Observed(°)	Ideal(°)
21	AA	1513	A	C4-C5-C6	-6.40	113.80	117.00
21	AA	1520	C	N3-C2-O2	-6.40	117.42	121.90
54	BA	614	A	C4-C5-C6	-6.40	113.80	117.00
54	BA	2338	C	N3-C2-O2	-6.40	117.42	121.90
55	BB	3	C	N3-C2-O2	-6.40	117.42	121.90
54	BA	103	A	C4-C5-C6	-6.40	113.80	117.00
54	BA	732	C	N3-C2-O2	-6.40	117.42	121.90
21	AA	251	G	P-O3'-C3'	6.39	127.37	119.70
54	BA	943	A	C4-C5-C6	-6.39	113.80	117.00
15	AP	70	ARG	NE-CZ-NH1	6.39	123.50	120.30
21	AA	67	C	N3-C2-O2	-6.39	117.42	121.90
21	AA	526	C	N3-C2-O2	-6.39	117.42	121.90
21	AA	1035	A	N1-C6-N6	-6.39	114.77	118.60
54	BA	767	U	O4'-C1'-N1	6.39	113.31	108.20
54	BA	1084	A	C4-C5-C6	-6.39	113.80	117.00
54	BA	2033	A	C4-C5-C6	-6.39	113.80	117.00
55	BB	59	A	C4-C5-C6	-6.39	113.80	117.00
54	BA	1237	A	C5-C6-N1	6.39	120.89	117.70
54	BA	2090	A	C4-C5-C6	-6.39	113.80	117.00
21	AA	1501	C	N3-C2-O2	-6.39	117.43	121.90
24	A3	70	C	N3-C2-O2	-6.39	117.43	121.90
54	BA	833	A	N1-C6-N6	-6.39	114.77	118.60
6	AG	142	ARG	NE-CZ-NH1	6.39	123.49	120.30
21	AA	536	C	N3-C2-O2	-6.39	117.43	121.90
54	BA	595	C	N3-C2-O2	-6.39	117.43	121.90
11	AL	55	ARG	NE-CZ-NH1	6.39	123.49	120.30
21	AA	488	C	N3-C2-O2	-6.39	117.43	121.90
21	AA	501	C	N1-C2-O2	6.39	122.73	118.90
21	AA	919	A	C5-C6-N1	6.39	120.89	117.70
54	BA	719	C	N3-C2-O2	-6.39	117.43	121.90
54	BA	1269	A	C4-C5-C6	-6.39	113.81	117.00
22	A1	30	C	N3-C2-O2	-6.38	117.43	121.90
54	BA	1549	A	C4-C5-C6	-6.38	113.81	117.00
54	BA	2035	G	O4'-C1'-N9	6.38	113.31	108.20
21	AA	1388	C	N3-C2-O2	-6.38	117.43	121.90
54	BA	2555	U	O4'-C1'-N1	6.38	113.31	108.20
21	AA	1257	A	C4-C5-C6	-6.38	113.81	117.00
54	BA	335	C	N3-C2-O2	-6.38	117.43	121.90
54	BA	1822	C	N3-C2-O2	-6.38	117.43	121.90
54	BA	2032	G	O4'-C1'-N9	6.38	113.31	108.20
54	BA	2182	U	O4'-C1'-N1	6.38	113.31	108.20
54	BA	1508	A	C4-C5-C6	-6.38	113.81	117.00

Continued on next page...

Continued from previous page...

Mol	Chain	Res	Type	Atoms	Z	Observed(°)	Ideal(°)
21	AA	34	C	N3-C2-O2	-6.38	117.44	121.90
21	AA	680	C	N3-C2-O2	-6.38	117.44	121.90
21	AA	912	C	N3-C2-O2	-6.38	117.44	121.90
24	A3	59	A	C4-C5-C6	-6.38	113.81	117.00
54	BA	572	A	C4-C5-C6	-6.38	113.81	117.00
54	BA	1008	A	C4-C5-C6	-6.38	113.81	117.00
54	BA	1265	A	C4-C5-C6	-6.38	113.81	117.00
54	BA	2520	C	N3-C2-O2	-6.38	117.44	121.90
21	AA	1110	A	C5-C6-N1	6.38	120.89	117.70
54	BA	382	A	C4-C5-C6	-6.38	113.81	117.00
54	BA	449	A	C5-C6-N1	6.38	120.89	117.70
54	BA	1092	C	N3-C2-O2	-6.38	117.44	121.90
54	BA	1175	A	C5-C6-N1	6.38	120.89	117.70
54	BA	1669	A	C5-C6-N1	6.38	120.89	117.70
54	BA	472	A	C4-C5-C6	-6.38	113.81	117.00
54	BA	1569	A	C5-C6-N1	6.38	120.89	117.70
54	BA	2025	C	N1-C2-O2	6.38	122.72	118.90
54	BA	2339	C	N3-C2-O2	-6.38	117.44	121.90
18	AS	79	TYR	C-N-CA	6.37	137.63	121.70
21	AA	274	A	C4-C5-C6	-6.37	113.81	117.00
24	A3	43	G	N1-C6-O6	-6.37	116.08	119.90
54	BA	1936	A	P-O3'-C3'	6.37	127.35	119.70
54	BA	2750	A	C4-C5-C6	-6.37	113.81	117.00
21	AA	175	C	N3-C2-O2	-6.37	117.44	121.90
21	AA	679	C	N3-C2-O2	-6.37	117.44	121.90
54	BA	2443	C	N3-C2-O2	-6.37	117.44	121.90
54	BA	2598	A	C4-C5-C6	-6.37	113.81	117.00
21	AA	1046	A	C4-C5-C6	-6.37	113.81	117.00
54	BA	1050	A	C4-C5-C6	-6.37	113.81	117.00
54	BA	1109	C	N3-C2-O2	-6.37	117.44	121.90
21	AA	379	C	N3-C2-O2	-6.37	117.44	121.90
21	AA	1342	C	N3-C2-O2	-6.37	117.44	121.90
21	AA	81	A	C4-C5-C6	-6.37	113.82	117.00
21	AA	207	C	N3-C2-O2	-6.37	117.44	121.90
54	BA	1010	A	C4-C5-C6	-6.37	113.82	117.00
54	BA	1749	A	C4-C5-C6	-6.37	113.82	117.00
54	BA	2226	C	O4'-C1'-N1	6.37	113.29	108.20
21	AA	518	C	O4'-C1'-N1	6.36	113.29	108.20
21	AA	1248	A	C5-C6-N1	6.36	120.88	117.70
21	AA	328	C	P-O3'-C3'	6.36	127.33	119.70
21	AA	1245	C	N3-C2-O2	-6.36	117.45	121.90
54	BA	222	A	C4-C5-C6	-6.36	113.82	117.00

Continued on next page...

Continued from previous page...

Mol	Chain	Res	Type	Atoms	Z	Observed(°)	Ideal(°)
54	BA	635	C	N3-C2-O2	-6.36	117.45	121.90
54	BA	936	A	C5-C6-N1	6.36	120.88	117.70
54	BA	2088	A	C4-C5-C6	-6.36	113.82	117.00
21	AA	845	A	O4'-C1'-N9	6.36	113.29	108.20
54	BA	1507	C	O4'-C1'-N1	6.36	113.29	108.20
54	BA	1958	C	N3-C2-O2	-6.36	117.45	121.90
21	AA	53	A	C5-C6-N1	6.36	120.88	117.70
21	AA	1508	A	C5-C6-N1	6.36	120.88	117.70
21	AA	322	C	N3-C2-O2	-6.35	117.45	121.90
54	BA	927	A	C4-C5-C6	-6.35	113.82	117.00
21	AA	314	C	N3-C2-O2	-6.35	117.45	121.90
21	AA	978	A	C5-C6-N1	6.35	120.88	117.70
54	BA	821	A	C4-C5-C6	-6.35	113.82	117.00
54	BA	2314	A	N1-C6-N6	-6.35	114.79	118.60
21	AA	199	A	C5-C6-N1	6.35	120.88	117.70
21	AA	382	A	C5-C6-N1	6.35	120.88	117.70
21	AA	1163	A	C5-C6-N1	6.35	120.88	117.70
21	AA	1288	A	C4-C5-C6	-6.35	113.82	117.00
54	BA	256	A	C5-C6-N1	6.35	120.88	117.70
54	BA	417	C	N3-C2-O2	-6.35	117.45	121.90
10	AK	92	ARG	NE-CZ-NH2	-6.35	117.12	120.30
21	AA	18	C	N3-C2-O2	-6.35	117.45	121.90
21	AA	110	C	N3-C2-O2	-6.35	117.46	121.90
54	BA	21	A	C5-C6-N1	6.35	120.88	117.70
54	BA	84	A	C4-C5-C6	-6.35	113.83	117.00
54	BA	2064	C	N3-C2-O2	-6.35	117.46	121.90
54	BA	2153	C	N3-C2-O2	-6.35	117.46	121.90
54	BA	2766	A	C4-C5-C6	-6.35	113.83	117.00
21	AA	286	C	N3-C2-O2	-6.35	117.46	121.90
54	BA	1246	A	C5-C6-N1	6.35	120.87	117.70
21	AA	475	C	N3-C2-O2	-6.35	117.46	121.90
21	AA	746	A	C5-C6-N1	6.35	120.87	117.70
21	AA	859	G	N1-C6-O6	-6.35	116.09	119.90
21	AA	253	A	C5-C6-N1	6.34	120.87	117.70
21	AA	931	C	N3-C2-O2	-6.34	117.46	121.90
32	BJ	99	ARG	NE-CZ-NH1	6.34	123.47	120.30
54	BA	1791	A	C5-C6-N1	6.34	120.87	117.70
54	BA	1890	A	C4-C5-C6	-6.34	113.83	117.00
21	AA	74	A	C5-C6-N1	6.34	120.87	117.70
54	BA	94	A	C4-C5-C6	-6.34	113.83	117.00
54	BA	164	C	N3-C2-O2	-6.34	117.46	121.90
21	AA	1169	A	C4-C5-C6	-6.34	113.83	117.00

Continued on next page...

Continued from previous page...

Mol	Chain	Res	Type	Atoms	Z	Observed(°)	Ideal(°)
21	AA	1327	C	N3-C2-O2	-6.34	117.46	121.90
54	BA	2441	U	O4'-C1'-N1	6.34	113.27	108.20
54	BA	2448	A	C4-C5-C6	-6.34	113.83	117.00
8	AI	105	ARG	NE-CZ-NH1	6.34	123.47	120.30
21	AA	1102	A	C5-C6-N1	6.34	120.87	117.70
54	BA	129	C	N3-C2-O2	-6.34	117.46	121.90
54	BA	951	C	N3-C2-O2	-6.34	117.46	121.90
54	BA	994	C	N3-C2-O2	-6.34	117.46	121.90
54	BA	2000	C	N3-C2-O2	-6.34	117.46	121.90
21	AA	778	G	C8-N9-C4	-6.34	103.86	106.40
54	BA	1111	A	C4-C5-C6	-6.34	113.83	117.00
54	BA	1882	U	O4'-C1'-N1	6.33	113.27	108.20
54	BA	2805	C	N3-C2-O2	-6.33	117.47	121.90
21	AA	1389	C	N3-C2-O2	-6.33	117.47	121.90
54	BA	1512	C	N3-C2-O2	-6.33	117.47	121.90
54	BA	2134	A	C4-C5-C6	-6.33	113.83	117.00
54	BA	2249	U	O4'-C1'-N1	6.33	113.27	108.20
54	BA	2411	A	C4-C5-C6	-6.33	113.83	117.00
21	AA	522	C	N3-C2-O2	-6.33	117.47	121.90
21	AA	1027	C	N3-C2-O2	-6.33	117.47	121.90
54	BA	740	C	N3-C2-O2	-6.33	117.47	121.90
54	BA	1327	A	C5-C6-N1	6.33	120.87	117.70
8	AI	44	ARG	NE-CZ-NH1	6.33	123.47	120.30
54	BA	140	C	N3-C2-O2	-6.33	117.47	121.90
54	BA	735	A	N1-C6-N6	-6.33	114.80	118.60
54	BA	2416	C	N3-C2-O2	-6.33	117.47	121.90
55	BB	49	C	N3-C2-O2	-6.33	117.47	121.90
21	AA	78	A	C4-C5-C6	-6.33	113.83	117.00
21	AA	1171	A	C5-C6-N1	6.33	120.86	117.70
21	AA	1402	C	O4'-C1'-N1	6.33	113.26	108.20
37	BO	111	ARG	NE-CZ-NH1	6.33	123.47	120.30
54	BA	669	G	N3-C2-N2	-6.33	115.47	119.90
54	BA	816	C	N3-C2-O2	-6.33	117.47	121.90
54	BA	1129	A	C4-C5-C6	-6.33	113.84	117.00
7	AH	14	ARG	NE-CZ-NH1	6.33	123.46	120.30
55	BB	38	C	N3-C2-O2	-6.33	117.47	121.90
21	AA	910	C	N3-C2-O2	-6.32	117.47	121.90
22	A1	72	C	N3-C2-O2	-6.32	117.47	121.90
54	BA	56	A	C4-C5-C6	-6.32	113.84	117.00
54	BA	336	C	N3-C2-O2	-6.32	117.47	121.90
54	BA	368	A	C4-C5-C6	-6.32	113.84	117.00
54	BA	624	C	N3-C2-O2	-6.32	117.47	121.90

Continued on next page...

Continued from previous page...

Mol	Chain	Res	Type	Atoms	Z	Observed(°)	Ideal(°)
54	BA	835	C	N3-C2-O2	-6.32	117.47	121.90
54	BA	1433	A	C4-C5-C6	-6.32	113.84	117.00
54	BA	2295	C	N3-C2-O2	-6.32	117.47	121.90
21	AA	451	A	C4-C5-C6	-6.32	113.84	117.00
54	BA	984	A	C4-C5-C6	-6.32	113.84	117.00
21	AA	19	A	C5-C6-N1	6.32	120.86	117.70
54	BA	1164	C	N3-C2-O2	-6.32	117.47	121.90
54	BA	1990	C	N3-C2-O2	-6.32	117.48	121.90
21	AA	1000	A	C5-C6-N1	6.32	120.86	117.70
54	BA	2448	A	C5-C6-N1	6.32	120.86	117.70
1	AB	94	ARG	NE-CZ-NH1	6.32	123.46	120.30
21	AA	468	A	C5-C6-N1	6.32	120.86	117.70
21	AA	1237	C	N1-C2-O2	6.32	122.69	118.90
54	BA	886	A	C4-C5-C6	-6.32	113.84	117.00
54	BA	1684	G	N1-C6-O6	-6.32	116.11	119.90
54	BA	2531	A	C4-C5-C6	-6.32	113.84	117.00
21	AA	899	C	N3-C2-O2	-6.32	117.48	121.90
54	BA	174	U	O4'-C1'-N1	6.32	113.25	108.20
54	BA	1247	A	C4-C5-C6	-6.32	113.84	117.00
54	BA	2103	C	N3-C2-O2	-6.32	117.48	121.90
55	BB	30	C	O4'-C1'-N1	6.32	113.25	108.20
55	BB	59	A	C5-C6-N1	6.32	120.86	117.70
54	BA	1686	C	N3-C2-O2	-6.31	117.48	121.90
54	BA	1711	A	C4-C5-C6	-6.31	113.84	117.00
21	AA	1466	C	N3-C2-O2	-6.31	117.48	121.90
54	BA	1553	A	C4-C5-C6	-6.31	113.84	117.00
54	BA	1986	C	N3-C2-O2	-6.31	117.48	121.90
54	BA	2800	A	C5-C6-N1	6.31	120.86	117.70
54	BA	2835	A	C4-C5-C6	-6.31	113.84	117.00
21	AA	132	C	N3-C2-O2	-6.31	117.48	121.90
54	BA	1748	C	N3-C2-O2	-6.31	117.48	121.90
54	BA	2175	C	N3-C2-O2	-6.31	117.48	121.90
25	BC	42	ARG	NE-CZ-NH1	6.31	123.45	120.30
54	BA	917	A	C5-C6-N1	6.31	120.86	117.70
54	BA	1626	A	C5-C6-N1	6.31	120.86	117.70
21	AA	156	C	N3-C2-O2	-6.31	117.48	121.90
21	AA	900	A	C4-C5-C6	-6.31	113.85	117.00
22	A1	17	U	O4'-C1'-N1	6.31	113.25	108.20
54	BA	1961	C	N3-C2-O2	-6.31	117.48	121.90
54	BA	2463	C	N3-C2-O2	-6.31	117.48	121.90
54	BA	2773	C	N3-C2-O2	-6.31	117.48	121.90
21	AA	8	A	C4-C5-C6	-6.31	113.85	117.00

Continued on next page...

Continued from previous page...

Mol	Chain	Res	Type	Atoms	Z	Observed(°)	Ideal(°)
21	AA	525	C	N3-C2-O2	-6.31	117.49	121.90
54	BA	1151	A	C4-C5-C6	-6.31	113.85	117.00
54	BA	1604	C	N3-C2-O2	-6.31	117.49	121.90
54	BA	1908	C	N3-C2-O2	-6.31	117.49	121.90
54	BA	2439	A	C4-C5-C6	-6.31	113.85	117.00
54	BA	1575	C	N3-C2-O2	-6.30	117.49	121.90
21	AA	1037	C	N3-C2-O2	-6.30	117.49	121.90
54	BA	788	A	O4'-C1'-N9	6.30	113.24	108.20
54	BA	965	C	N3-C2-O2	-6.30	117.49	121.90
21	AA	715	A	C5-C6-N1	6.30	120.85	117.70
21	AA	1484	C	N3-C2-O2	-6.30	117.49	121.90
24	A3	76	C	N3-C2-O2	-6.30	117.49	121.90
54	BA	204	A	C4-C5-C6	-6.30	113.85	117.00
54	BA	341	C	N3-C2-O2	-6.30	117.49	121.90
54	BA	2042	A	C4-C5-C6	-6.30	113.85	117.00
14	AO	88	ARG	NE-CZ-NH1	6.30	123.45	120.30
24	A3	62	C	N3-C2-O2	-6.30	117.49	121.90
54	BA	355	U	O4'-C1'-N1	6.30	113.24	108.20
54	BA	1392	A	C4-C5-C6	-6.30	113.85	117.00
54	BA	1892	C	N3-C2-O2	-6.30	117.49	121.90
54	BA	2760	C	N3-C2-O2	-6.30	117.49	121.90
55	BB	63	C	N3-C2-O2	-6.30	117.49	121.90
21	AA	535	A	C5-C6-N1	6.30	120.85	117.70
21	AA	735	C	N3-C2-O2	-6.30	117.49	121.90
21	AA	1132	C	N1-C2-O2	6.30	122.68	118.90
21	AA	1399	C	N3-C2-O2	-6.30	117.49	121.90
54	BA	366	C	N3-C2-O2	-6.30	117.49	121.90
54	BA	482	A	C4-C5-C6	-6.30	113.85	117.00
54	BA	484	C	O4'-C1'-N1	6.30	113.24	108.20
54	BA	1114	C	N3-C2-O2	-6.30	117.49	121.90
54	BA	1167	C	N3-C2-O2	-6.30	117.49	121.90
54	BA	2063	C	N3-C2-O2	-6.30	117.49	121.90
54	BA	2273	A	C4-C5-C6	-6.30	113.85	117.00
55	BB	34	A	C4-C5-C6	-6.30	113.85	117.00
21	AA	499	A	C4-C5-C6	-6.29	113.85	117.00
54	BA	787	C	N1-C2-O2	6.29	122.68	118.90
54	BA	2301	C	N3-C2-O2	-6.29	117.49	121.90
54	BA	1146	C	N3-C2-O2	-6.29	117.50	121.90
54	BA	1348	C	N3-C2-O2	-6.29	117.49	121.90
1	AB	221	ARG	NE-CZ-NH1	6.29	123.45	120.30
11	AL	13	ARG	NE-CZ-NH1	6.29	123.45	120.30
21	AA	999	C	N3-C2-O2	-6.29	117.50	121.90

Continued on next page...

Continued from previous page...

Mol	Chain	Res	Type	Atoms	Z	Observed(°)	Ideal(°)
21	AA	1431	A	N1-C6-N6	-6.29	114.83	118.60
54	BA	344	A	C4-C5-C6	-6.29	113.85	117.00
54	BA	863	A	N1-C6-N6	-6.29	114.83	118.60
54	BA	909	A	C4-C5-C6	-6.29	113.85	117.00
55	BB	17	C	N3-C2-O2	-6.29	117.50	121.90
21	AA	919	A	C4-C5-C6	-6.29	113.86	117.00
54	BA	792	A	C5-C6-N1	6.29	120.84	117.70
54	BA	1522	A	C5-C6-N1	6.29	120.84	117.70
21	AA	347	G	O4'-C1'-N9	6.29	113.23	108.20
54	BA	1609	A	C5-C6-N1	6.29	120.84	117.70
54	BA	1713	A	P-O3'-C3'	6.29	127.25	119.70
54	BA	2730	C	N3-C2-O2	-6.29	117.50	121.90
21	AA	73	C	N3-C2-O2	-6.29	117.50	121.90
54	BA	1308	A	C4-C5-C6	-6.29	113.86	117.00
54	BA	2565	A	C4-C5-C6	-6.29	113.86	117.00
21	AA	418	C	N3-C2-O2	-6.28	117.50	121.90
21	AA	750	C	N3-C2-O2	-6.28	117.50	121.90
34	BL	126	ARG	NE-CZ-NH1	6.28	123.44	120.30
54	BA	599	A	C4-C5-C6	-6.28	113.86	117.00
54	BA	1013	C	N3-C2-O2	-6.28	117.50	121.90
54	BA	1028	A	N1-C6-N6	-6.28	114.83	118.60
54	BA	2433	A	C4-C5-C6	-6.28	113.86	117.00
54	BA	1189	A	C5-C6-N1	6.28	120.84	117.70
54	BA	2332	C	O4'-C1'-N1	6.28	113.23	108.20
21	AA	338	A	C4-C5-C6	-6.28	113.86	117.00
21	AA	563	A	C4-C5-C6	-6.28	113.86	117.00
21	AA	795	C	N3-C2-O2	-6.28	117.50	121.90
21	AA	1203	C	N3-C2-O2	-6.28	117.50	121.90
54	BA	893	C	N3-C2-O2	-6.28	117.50	121.90
21	AA	1479	C	N3-C2-O2	-6.28	117.50	121.90
54	BA	1293	C	N3-C2-O2	-6.28	117.50	121.90
54	BA	1895	C	N3-C2-O2	-6.28	117.51	121.90
8	AI	108	ARG	NE-CZ-NH2	-6.28	117.16	120.30
54	BA	280	U	N3-C2-O2	-6.28	117.81	122.20
54	BA	2541	A	C4-C5-C6	-6.28	113.86	117.00
54	BA	2736	A	C5-C6-N1	6.28	120.84	117.70
21	AA	1271	A	C4-C5-C6	-6.27	113.86	117.00
54	BA	1371	G	O4'-C1'-N9	6.27	113.22	108.20
54	BA	2225	A	N1-C6-N6	-6.27	114.84	118.60
54	BA	2258	C	N3-C2-O2	-6.27	117.51	121.90
21	AA	749	A	C4-C5-C6	-6.27	113.86	117.00
54	BA	560	C	N3-C2-O2	-6.27	117.51	121.90

Continued on next page...

Continued from previous page...

Mol	Chain	Res	Type	Atoms	Z	Observed(°)	Ideal(°)
54	BA	1466	U	O4'-C1'-N1	6.27	113.22	108.20
54	BA	1515	A	C4-C5-C6	-6.27	113.86	117.00
24	A3	24	C	N3-C2-O2	-6.27	117.51	121.90
54	BA	53	A	C4-C5-C6	-6.27	113.86	117.00
55	BB	91	C	N3-C2-O2	-6.27	117.51	121.90
21	AA	109	A	C4-C5-C6	-6.27	113.86	117.00
54	BA	2226	C	N3-C2-O2	-6.27	117.51	121.90
54	BA	2322	A	C4-C5-C6	-6.27	113.86	117.00
54	BA	2601	C	N3-C2-O2	-6.27	117.51	121.90
21	AA	411	A	C4-C5-C6	-6.27	113.87	117.00
21	AA	934	C	N3-C2-O2	-6.27	117.51	121.90
54	BA	1261	C	N3-C2-O2	-6.27	117.51	121.90
54	BA	1477	A	C5-C6-N1	6.27	120.83	117.70
54	BA	1537	G	O4'-C1'-N9	6.27	113.21	108.20
54	BA	2196	C	N3-C2-O2	-6.27	117.51	121.90
54	BA	1272	A	C4-C5-C6	-6.27	113.87	117.00
54	BA	2459	A	C4-C5-C6	-6.27	113.87	117.00
6	AG	137	ARG	NE-CZ-NH1	6.26	123.43	120.30
21	AA	30	U	C1'-O4'-C4'	-6.26	104.89	109.90
21	AA	189	A	C4-C5-C6	-6.26	113.87	117.00
21	AA	554	A	C5-C6-N1	6.26	120.83	117.70
21	AA	631	C	N3-C2-O2	-6.26	117.52	121.90
54	BA	968	C	N3-C2-O2	-6.26	117.52	121.90
54	BA	1786	A	C4-C5-C6	-6.26	113.87	117.00
21	AA	614	C	N3-C2-O2	-6.26	117.52	121.90
21	AA	994	A	C4-C5-C6	-6.26	113.87	117.00
39	BQ	12	ARG	NE-CZ-NH1	6.26	123.43	120.30
54	BA	877	A	C4-C5-C6	-6.26	113.87	117.00
54	BA	2594	C	N3-C2-O2	-6.26	117.52	121.90
12	AM	28	ARG	NE-CZ-NH1	6.26	123.43	120.30
21	AA	226	G	N3-C2-N2	-6.26	115.52	119.90
21	AA	1357	A	C5-C6-N1	6.26	120.83	117.70
21	AA	1534	A	C4-C5-C6	-6.26	113.87	117.00
22	A1	14	A	C5-C6-N1	6.26	120.83	117.70
54	BA	343	C	N3-C2-O2	-6.26	117.52	121.90
54	BA	1768	C	N3-C2-O2	-6.26	117.52	121.90
54	BA	2158	A	C4-C5-C6	-6.26	113.87	117.00
54	BA	2507	C	N3-C2-O2	-6.26	117.52	121.90
55	BB	70	C	N3-C2-O2	-6.26	117.52	121.90
25	BC	213	ARG	NE-CZ-NH1	6.26	123.43	120.30
54	BA	1571	A	C4-C5-C6	-6.26	113.87	117.00
22	A1	41	A	C4-C5-C6	-6.26	113.87	117.00

Continued on next page...

Continued from previous page...

Mol	Chain	Res	Type	Atoms	Z	Observed(°)	Ideal(°)
6	AG	4	ARG	C-N-CA	6.26	137.34	121.70
54	BA	479	A	C4-C5-C6	-6.26	113.87	117.00
54	BA	1526	C	N3-C2-O2	-6.26	117.52	121.90
54	BA	2291	U	O4'-C1'-N1	6.26	113.21	108.20
54	BA	2753	A	C5-C6-N1	6.25	120.83	117.70
54	BA	691	C	N3-C2-O2	-6.25	117.52	121.90
54	BA	1117	C	N3-C2-O2	-6.25	117.52	121.90
54	BA	1142	A	C4-C5-C6	-6.25	113.87	117.00
54	BA	1443	U	O4'-C1'-N1	6.25	113.20	108.20
54	BA	2037	A	C5-C6-N1	6.25	120.83	117.70
21	AA	1081	A	C5-C6-N1	6.25	120.83	117.70
21	AA	1082	A	C4-C5-C6	-6.25	113.88	117.00
54	BA	1261	C	O4'-C1'-N1	6.25	113.20	108.20
8	AI	108	ARG	NE-CZ-NH1	6.25	123.42	120.30
21	AA	313	A	C4-C5-C6	-6.25	113.88	117.00
21	AA	901	A	C4-C5-C6	-6.25	113.88	117.00
21	AA	1044	A	C4-C5-C6	-6.25	113.88	117.00
54	BA	1414	C	N3-C2-O2	-6.25	117.53	121.90
54	BA	2396	G	N3-C2-N2	-6.25	115.53	119.90
54	BA	2482	A	C4-C5-C6	-6.25	113.88	117.00
55	BB	68	C	N3-C2-O2	-6.25	117.53	121.90
21	AA	1011	C	N3-C2-O2	-6.25	117.53	121.90
21	AA	1209	C	N3-C2-O2	-6.25	117.53	121.90
21	AA	1469	C	O4'-C1'-N1	6.25	113.20	108.20
54	BA	1541	C	N3-C2-O2	-6.25	117.53	121.90
54	BA	2772	C	N3-C2-O2	-6.25	117.53	121.90
1	AB	224	ARG	NE-CZ-NH1	6.25	123.42	120.30
21	AA	1063	C	N3-C2-O2	-6.25	117.53	121.90
54	BA	20	C	N3-C2-O2	-6.25	117.53	121.90
21	AA	1319	A	C5-C6-N1	6.24	120.82	117.70
54	BA	179	C	N3-C2-O2	-6.24	117.53	121.90
54	BA	191	A	N1-C6-N6	-6.24	114.85	118.60
54	BA	1925	C	N3-C2-O2	-6.24	117.53	121.90
54	BA	2691	C	N3-C2-O2	-6.24	117.53	121.90
56	B5	71	ARG	NE-CZ-NH1	6.24	123.42	120.30
54	BA	1253	A	C4-C5-C6	-6.24	113.88	117.00
54	BA	1894	C	N3-C2-O2	-6.24	117.53	121.90
21	AA	98	A	C4-C5-C6	-6.24	113.88	117.00
54	BA	1075	C	N3-C2-O2	-6.24	117.53	121.90
54	BA	2284	A	C5-C6-N1	6.24	120.82	117.70
54	BA	2741	A	C4-C5-C6	-6.24	113.88	117.00
21	AA	985	C	N3-C2-O2	-6.24	117.53	121.90

Continued on next page...

Continued from previous page...

Mol	Chain	Res	Type	Atoms	Z	Observed(°)	Ideal(°)
21	AA	1163	A	C4-C5-C6	-6.24	113.88	117.00
54	BA	231	A	C4-C5-C6	-6.24	113.88	117.00
54	BA	727	A	C4-C5-C6	-6.24	113.88	117.00
54	BA	2108	A	C4-C5-C6	-6.24	113.88	117.00
54	BA	2468	A	C4-C5-C6	-6.24	113.88	117.00
54	BA	2806	C	O4'-C1'-N1	6.24	113.19	108.20
5	AF	25	TYR	CB-CG-CD2	-6.24	117.26	121.00
54	BA	2660	A	C1'-O4'-C4'	-6.24	104.91	109.90
54	BA	2712	C	N1-C2-O2	6.24	122.64	118.90
21	AA	602	A	C5-C6-N1	6.24	120.82	117.70
54	BA	420	C	N3-C2-O2	-6.24	117.53	121.90
54	BA	1934	C	N3-C2-O2	-6.24	117.54	121.90
55	BB	94	A	C4-C5-C6	-6.24	113.88	117.00
54	BA	1562	U	O4'-C1'-N1	6.23	113.19	108.20
54	BA	2800	A	C4-C5-C6	-6.23	113.88	117.00
54	BA	2861	U	O4'-C1'-N1	6.23	113.19	108.20
54	BA	32	C	N3-C2-O2	-6.23	117.54	121.90
54	BA	620	G	C8-N9-C4	-6.23	103.91	106.40
21	AA	578	C	N3-C2-O2	-6.23	117.54	121.90
54	BA	2174	C	N3-C2-O2	-6.23	117.54	121.90
21	AA	456	A	C4-C5-C6	-6.23	113.89	117.00
54	BA	1147	A	C4-C5-C6	-6.23	113.89	117.00
21	AA	20	U	O4'-C1'-N1	6.23	113.18	108.20
21	AA	1281	C	N1-C2-O2	6.23	122.64	118.90
54	BA	876	C	N3-C2-O2	-6.23	117.54	121.90
54	BA	1927	A	C4-C5-C6	-6.23	113.89	117.00
54	BA	2451	A	C4-C5-C6	-6.23	113.89	117.00
54	BA	2820	A	C4-C5-C6	-6.23	113.89	117.00
21	AA	250	A	C4-C5-C6	-6.22	113.89	117.00
21	AA	502	A	C4-C5-C6	-6.22	113.89	117.00
32	BJ	34	ARG	NE-CZ-NH1	6.22	123.41	120.30
54	BA	752	A	C4-C5-C6	-6.22	113.89	117.00
54	BA	819	A	C4-C5-C6	-6.22	113.89	117.00
21	AA	1226	C	N3-C2-O2	-6.22	117.55	121.90
54	BA	415	A	C4-C5-C6	-6.22	113.89	117.00
54	BA	1097	U	O4'-C1'-N1	6.22	113.18	108.20
54	BA	2058	A	C4-C5-C6	-6.22	113.89	117.00
21	AA	984	C	N3-C2-O2	-6.22	117.55	121.90
54	BA	294	A	C4-C5-C6	-6.22	113.89	117.00
21	AA	1234	C	N3-C2-O2	-6.22	117.55	121.90
46	BX	10	ARG	NE-CZ-NH1	6.22	123.41	120.30
54	BA	753	A	C4-C5-C6	-6.22	113.89	117.00

Continued on next page...

Continued from previous page...

Mol	Chain	Res	Type	Atoms	Z	Observed(°)	Ideal(°)
54	BA	2477	U	O4'-C1'-N1	6.22	113.17	108.20
21	AA	291	U	O4'-C1'-N1	6.22	113.17	108.20
22	A1	31	C	N3-C2-O2	-6.22	117.55	121.90
54	BA	354	A	C5-C6-N1	6.22	120.81	117.70
54	BA	1966	A	C4-C5-C6	-6.22	113.89	117.00
54	BA	2589	A	C5-C6-N1	6.22	120.81	117.70
54	BA	2799	A	C4-C5-C6	-6.22	113.89	117.00
21	AA	583	A	C4-C5-C6	-6.21	113.89	117.00
21	AA	975	A	C4-C5-C6	-6.21	113.89	117.00
45	BW	24	ARG	NE-CZ-NH1	6.21	123.41	120.30
46	BX	27	ARG	NE-CZ-NH1	6.21	123.41	120.30
54	BA	146	A	C4-C5-C6	-6.21	113.89	117.00
54	BA	1306	C	N3-C2-O2	-6.21	117.55	121.90
21	AA	514	C	N3-C2-O2	-6.21	117.55	121.90
24	A3	67	C	N3-C2-O2	-6.21	117.55	121.90
54	BA	1140	C	N3-C2-O2	-6.21	117.55	121.90
54	BA	2306	C	N3-C2-O2	-6.21	117.55	121.90
23	A2	79	A	C4-C5-C6	-6.21	113.89	117.00
54	BA	478	A	C5-C6-N1	6.21	120.81	117.70
54	BA	1096	A	C4-C5-C6	-6.21	113.89	117.00
2	AC	130	ARG	NE-CZ-NH1	6.21	123.40	120.30
21	AA	161	A	C4-C5-C6	-6.21	113.89	117.00
21	AA	970	C	N3-C2-O2	-6.21	117.56	121.90
21	AA	1140	C	N3-C2-O2	-6.21	117.55	121.90
24	A3	2	G	C3'-C2'-C1'	6.21	106.47	101.50
55	BB	47	C	N3-C2-O2	-6.21	117.55	121.90
21	AA	1529	G	N3-C4-C5	-6.21	125.50	128.60
28	BF	177	ARG	NE-CZ-NH2	6.21	123.40	120.30
54	BA	435	C	N3-C2-O2	-6.21	117.56	121.90
54	BA	920	A	N1-C6-N6	-6.21	114.88	118.60
54	BA	2497	A	C4-C5-C6	-6.21	113.90	117.00
21	AA	923	A	C4-C5-C6	-6.21	113.90	117.00
21	AA	1303	C	N3-C2-O2	-6.21	117.56	121.90
54	BA	996	A	C5-C6-N1	6.21	120.80	117.70
54	BA	1417	C	N3-C2-O2	-6.21	117.56	121.90
54	BA	347	A	C4-C5-C6	-6.20	113.90	117.00
21	AA	980	C	O4'-C1'-N1	6.20	113.16	108.20
24	A3	68	C	N3-C2-O2	-6.20	117.56	121.90
54	BA	1675	C	N3-C2-O2	-6.20	117.56	121.90
54	BA	1691	C	N3-C2-O2	-6.20	117.56	121.90
21	AA	234	C	N3-C2-O2	-6.20	117.56	121.90
54	BA	606	U	O4'-C1'-N1	6.20	113.16	108.20

Continued on next page...

Continued from previous page...

Mol	Chain	Res	Type	Atoms	Z	Observed(°)	Ideal(°)
21	AA	436	C	N3-C2-O2	-6.20	117.56	121.90
21	AA	1357	A	C4-C5-C6	-6.20	113.90	117.00
54	BA	1992	G	N1-C6-O6	-6.20	116.18	119.90
21	AA	349	A	C4-C5-C6	-6.20	113.90	117.00
54	BA	2051	A	C4-C5-C6	-6.20	113.90	117.00
21	AA	129	A	C4-C5-C6	-6.20	113.90	117.00
54	BA	340	A	C5-C6-N1	6.20	120.80	117.70
54	BA	2740	A	C4-C5-C6	-6.20	113.90	117.00
54	BA	716	A	C4-C5-C6	-6.19	113.90	117.00
54	BA	1713	A	C4-C5-C6	-6.19	113.90	117.00
54	BA	1545	A	C4-C5-C6	-6.19	113.90	117.00
6	AG	101	ARG	NE-CZ-NH1	6.19	123.39	120.30
21	AA	611	C	N3-C2-O2	-6.19	117.57	121.90
21	AA	1171	A	C4-C5-C6	-6.19	113.91	117.00
25	BC	181	ARG	NE-CZ-NH1	6.19	123.39	120.30
54	BA	2036	C	C3'-C2'-C1'	6.19	106.45	101.50
21	AA	1201	A	P-O3'-C3'	6.19	127.13	119.70
23	A2	91	A	C5-C6-N1	6.19	120.79	117.70
54	BA	413	C	N3-C2-O2	-6.19	117.57	121.90
54	BA	430	A	C4-C5-C6	-6.19	113.91	117.00
54	BA	466	A	C4-C5-C6	-6.19	113.91	117.00
54	BA	1260	A	C5-C6-N1	6.19	120.79	117.70
54	BA	2210	U	O4'-C1'-N1	6.19	113.15	108.20
54	BA	404	A	C4-C5-C6	-6.19	113.91	117.00
54	BA	198	C	N3-C2-O2	-6.18	117.57	121.90
54	BA	486	C	N3-C2-O2	-6.18	117.57	121.90
54	BA	881	G	N1-C6-O6	-6.18	116.19	119.90
54	BA	918	A	C4-C5-C6	-6.18	113.91	117.00
54	BA	1957	C	N3-C2-O2	-6.18	117.57	121.90
21	AA	673	A	C5-C6-N1	6.18	120.79	117.70
21	AA	1102	A	C4-C5-C6	-6.18	113.91	117.00
54	BA	483	A	C4-C5-C6	-6.18	113.91	117.00
54	BA	1057	A	C5-C6-N1	6.18	120.79	117.70
21	AA	228	A	C4-C5-C6	-6.18	113.91	117.00
21	AA	1317	C	N3-C2-O2	-6.18	117.58	121.90
54	BA	1864	U	O4'-C1'-N1	6.18	113.14	108.20
54	BA	2300	C	O4'-C1'-N1	6.18	113.14	108.20
21	AA	32	A	C4-C5-C6	-6.18	113.91	117.00
21	AA	724	G	N1-C6-O6	-6.18	116.19	119.90
54	BA	299	A	C4-C5-C6	-6.18	113.91	117.00
54	BA	529	A	C5-C6-N1	6.18	120.79	117.70
21	AA	635	A	C4-C5-C6	-6.18	113.91	117.00

Continued on next page...

Continued from previous page...

Mol	Chain	Res	Type	Atoms	Z	Observed(°)	Ideal(°)
21	AA	811	C	N3-C2-O2	-6.18	117.58	121.90
21	AA	1191	A	C4-C5-C6	-6.18	113.91	117.00
54	BA	91	A	C4-C5-C6	-6.18	113.91	117.00
54	BA	361	G	N1-C6-O6	-6.18	116.19	119.90
54	BA	1349	C	N3-C2-O2	-6.18	117.58	121.90
54	BA	1942	C	N1-C2-O2	6.18	122.61	118.90
6	AG	77	ARG	NE-CZ-NH2	-6.17	117.21	120.30
54	BA	238	C	N3-C2-O2	-6.17	117.58	121.90
55	BB	110	C	N3-C2-O2	-6.17	117.58	121.90
54	BA	200	U	O4'-C1'-N1	6.17	113.14	108.20
21	AA	47	C	N3-C2-O2	-6.17	117.58	121.90
21	AA	1229	A	C4-C5-C6	-6.17	113.92	117.00
54	BA	957	C	N1-C2-O2	6.17	122.60	118.90
54	BA	2558	C	N3-C2-O2	-6.17	117.58	121.90
54	BA	2887	A	C4-C5-C6	-6.17	113.91	117.00
21	AA	489	C	N3-C2-O2	-6.17	117.58	121.90
21	AA	513	C	O4'-C1'-N1	6.17	113.14	108.20
54	BA	569	U	O4'-C1'-N1	6.17	113.14	108.20
54	BA	1595	C	N3-C2-O2	-6.17	117.58	121.90
54	BA	2108	A	C5-C6-N1	6.17	120.78	117.70
54	BA	2161	C	N3-C2-O2	-6.17	117.58	121.90
21	AA	461	A	C4-C5-C6	-6.17	113.92	117.00
54	BA	806	C	N3-C2-O2	-6.17	117.58	121.90
54	BA	825	A	C4-C5-C6	-6.17	113.92	117.00
54	BA	1155	A	C5-C6-N1	6.17	120.78	117.70
54	BA	2813	A	C4-C5-C6	-6.17	113.92	117.00
22	A1	17	U	C1'-O4'-C4'	-6.17	104.97	109.90
55	BB	113	C	N3-C2-O2	-6.17	117.58	121.90
14	AO	83	ARG	NE-CZ-NH1	6.16	123.38	120.30
26	BD	128	ARG	NE-CZ-NH1	6.16	123.38	120.30
54	BA	1771	C	N3-C2-O2	-6.16	117.58	121.90
54	BA	1828	G	N1-C6-O6	-6.16	116.20	119.90
54	BA	1603	A	C5-C6-N1	6.16	120.78	117.70
54	BA	2486	C	N3-C2-O2	-6.16	117.59	121.90
55	BB	62	C	N1-C2-O2	6.16	122.60	118.90
21	AA	177	G	N3-C4-C5	-6.16	125.52	128.60
21	AA	865	A	C4-C5-C6	-6.16	113.92	117.00
22	A1	26	A	C4-C5-C6	-6.16	113.92	117.00
54	BA	795	C	N3-C2-O2	-6.16	117.59	121.90
54	BA	2395	C	N3-C2-O2	-6.16	117.59	121.90
54	BA	2619	C	O4'-C1'-N1	6.16	113.13	108.20
54	BA	2824	C	N3-C2-O2	-6.16	117.59	121.90

Continued on next page...

Continued from previous page...

Mol	Chain	Res	Type	Atoms	Z	Observed(°)	Ideal(°)
54	BA	237	C	N3-C2-O2	-6.16	117.59	121.90
54	BA	315	G	N1-C6-O6	-6.16	116.20	119.90
54	BA	1639	C	N3-C2-O2	-6.16	117.59	121.90
54	BA	2206	C	N3-C2-O2	-6.16	117.59	121.90
54	BA	1577	C	N3-C2-O2	-6.16	117.59	121.90
24	A3	72	C	N3-C2-O2	-6.16	117.59	121.90
54	BA	453	A	C5'-C4'-O4'	6.16	116.49	109.10
54	BA	914	G	O4'-C1'-N9	6.16	113.12	108.20
54	BA	2135	A	C4-C5-C6	-6.16	113.92	117.00
21	AA	797	C	N3-C2-O2	-6.15	117.59	121.90
21	AA	883	C	N3-C2-O2	-6.15	117.59	121.90
24	A3	60	A	C4-C5-C6	-6.15	113.92	117.00
54	BA	1347	A	C4-C5-C6	-6.15	113.92	117.00
54	BA	2426	A	C4-C5-C6	-6.15	113.92	117.00
6	AG	94	ARG	NE-CZ-NH1	6.15	123.38	120.30
21	AA	325	A	C4-C5-C6	-6.15	113.92	117.00
54	BA	984	A	O4'-C1'-N9	6.15	113.12	108.20
54	BA	1502	A	C5-C6-N1	6.15	120.78	117.70
54	BA	1761	C	O4'-C1'-N1	6.15	113.12	108.20
54	BA	2540	C	N3-C2-O2	-6.15	117.59	121.90
21	AA	53	A	N1-C6-N6	-6.15	114.91	118.60
21	AA	205	A	C4-C5-C6	-6.15	113.92	117.00
21	AA	496	A	C5-C6-N1	6.15	120.78	117.70
21	AA	504	C	N3-C2-O2	-6.15	117.59	121.90
21	AA	790	A	C4-C5-C6	-6.15	113.92	117.00
24	A3	73	A	C4-C5-C6	-6.15	113.92	117.00
54	BA	1204	A	C4-C5-C6	-6.15	113.92	117.00
54	BA	1286	A	C4-C5-C6	-6.15	113.92	117.00
54	BA	508	A	C4-C5-C6	-6.15	113.93	117.00
54	BA	702	U	O4'-C1'-N1	6.15	113.12	108.20
54	BA	1169	A	C4-C5-C6	-6.15	113.93	117.00
54	BA	2752	C	N1-C2-O2	6.15	122.59	118.90
21	AA	990	C	N1-C2-O2	6.15	122.59	118.90
54	BA	229	C	N3-C2-O2	-6.15	117.60	121.90
54	BA	384	A	C4-C5-C6	-6.15	113.93	117.00
54	BA	479	A	C5-C6-N1	6.15	120.77	117.70
54	BA	2539	C	N3-C2-O2	-6.15	117.60	121.90
54	BA	2572	A	C4-C5-C6	-6.15	113.93	117.00
54	BA	1234	U	O4'-C1'-N1	6.15	113.12	108.20
54	BA	404	A	N1-C6-N6	-6.14	114.91	118.60
54	BA	1320	C	O4'-C1'-N1	6.14	113.11	108.20
54	BA	1506	U	O4'-C1'-N1	6.14	113.12	108.20

Continued on next page...

Continued from previous page...

Mol	Chain	Res	Type	Atoms	Z	Observed(°)	Ideal(°)
54	BA	785	G	N1-C6-O6	-6.14	116.22	119.90
54	BA	1552	A	C4-C5-C6	-6.14	113.93	117.00
54	BA	1569	A	C4-C5-C6	-6.14	113.93	117.00
54	BA	1809	A	C4-C5-C6	-6.14	113.93	117.00
54	BA	2020	A	C4-C5-C6	-6.14	113.93	117.00
54	BA	2142	A	C4-C5-C6	-6.14	113.93	117.00
21	AA	876	C	N3-C2-O2	-6.14	117.60	121.90
54	BA	1672	A	C4-C5-C6	-6.14	113.93	117.00
56	B5	53	ARG	NE-CZ-NH2	-6.14	117.23	120.30
39	BQ	50	ARG	NE-CZ-NH1	6.14	123.37	120.30
54	BA	99	U	N3-C2-O2	-6.14	117.90	122.20
54	BA	208	C	N3-C2-O2	-6.14	117.60	121.90
54	BA	815	C	N3-C2-O2	-6.14	117.60	121.90
54	BA	823	C	N3-C2-O2	-6.14	117.60	121.90
54	BA	1548	A	C4-C5-C6	-6.14	113.93	117.00
54	BA	1901	A	C5-C6-N1	6.14	120.77	117.70
54	BA	2795	C	N3-C2-O2	-6.14	117.60	121.90
21	AA	600	A	C4-C5-C6	-6.14	113.93	117.00
24	A3	58	A	C4-C5-C6	-6.14	113.93	117.00
54	BA	897	C	O4'-C1'-N1	6.14	113.11	108.20
54	BA	948	C	N3-C2-O2	-6.14	117.60	121.90
54	BA	2047	C	N3-C2-O2	-6.14	117.60	121.90
54	BA	2350	C	N3-C2-O2	-6.14	117.61	121.90
21	AA	52	C	N3-C2-O2	-6.13	117.61	121.90
21	AA	54	C	N3-C2-O2	-6.13	117.61	121.90
54	BA	11	C	N3-C2-O2	-6.13	117.61	121.90
54	BA	1230	A	C4-C5-C6	-6.13	113.93	117.00
54	BA	1518	C	N3-C2-O2	-6.13	117.61	121.90
54	BA	2560	A	C4-C5-C6	-6.13	113.93	117.00
21	AA	706	A	C4-C5-C6	-6.13	113.93	117.00
46	BX	2	ARG	NE-CZ-NH2	-6.13	117.23	120.30
54	BA	158	U	O4'-C1'-N1	6.13	113.11	108.20
21	AA	408	A	C5-C6-N1	6.13	120.77	117.70
54	BA	1499	C	N3-C2-O2	-6.13	117.61	121.90
55	BB	12	C	P-O3'-C3'	6.13	127.06	119.70
24	A3	14	A	N1-C6-N6	-6.13	114.92	118.60
21	AA	528	C	N3-C2-O2	-6.13	117.61	121.90
21	AA	726	C	N3-C2-O2	-6.13	117.61	121.90
21	AA	1289	A	C4-C5-C6	-6.13	113.94	117.00
54	BA	73	A	C4-C5-C6	-6.13	113.94	117.00
54	BA	320	A	C4-C5-C6	-6.13	113.94	117.00
54	BA	423	A	C4-C5-C6	-6.13	113.94	117.00

Continued on next page...

Continued from previous page...

Mol	Chain	Res	Type	Atoms	Z	Observed(°)	Ideal(°)
54	BA	794	A	C4-C5-C6	-6.13	113.94	117.00
54	BA	958	U	O4'-C1'-N1	6.13	113.10	108.20
54	BA	2422	C	O4'-C1'-N1	6.13	113.10	108.20
21	AA	1346	A	C4-C5-C6	-6.13	113.94	117.00
54	BA	399	U	O4'-C1'-N1	6.13	113.10	108.20
54	BA	540	C	N3-C2-O2	-6.13	117.61	121.90
54	BA	1746	A	C4-C5-C6	-6.13	113.94	117.00
4	AE	53	ARG	NE-CZ-NH1	6.12	123.36	120.30
21	AA	1434	A	C4-C5-C6	-6.12	113.94	117.00
21	AA	381	C	N3-C2-O2	-6.12	117.61	121.90
54	BA	1676	A	C5-C6-N1	6.12	120.76	117.70
51	B2	28	ARG	NE-CZ-NH1	6.12	123.36	120.30
54	BA	1523	U	O4'-C1'-N1	6.12	113.10	108.20
54	BA	2129	C	N1-C2-O2	6.12	122.57	118.90
54	BA	2423	U	N3-C2-O2	-6.12	117.92	122.20
21	AA	153	C	N3-C2-O2	-6.12	117.62	121.90
21	AA	518	C	C1'-O4'-C4'	-6.12	105.00	109.90
21	AA	633	G	N3-C2-N2	-6.12	115.62	119.90
54	BA	41	C	N3-C2-O2	-6.12	117.62	121.90
54	BA	449	A	C4-C5-C6	-6.12	113.94	117.00
54	BA	521	U	O4'-C1'-N1	6.12	113.09	108.20
54	BA	724	U	O4'-C1'-N1	6.12	113.09	108.20
54	BA	1101	U	O4'-C1'-N1	6.12	113.10	108.20
54	BA	2030	A	C4-C5-C6	-6.12	113.94	117.00
54	BA	2870	C	N3-C2-O2	-6.12	117.62	121.90
21	AA	74	A	C4-C5-C6	-6.12	113.94	117.00
21	AA	1428	A	C4-C5-C6	-6.12	113.94	117.00
36	BN	103	ARG	NE-CZ-NH1	6.12	123.36	120.30
54	BA	2530	A	C4-C5-C6	-6.12	113.94	117.00
21	AA	239	U	C1'-O4'-C4'	-6.11	105.01	109.90
21	AA	1350	A	C4-C5-C6	-6.11	113.94	117.00
35	BM	114	ARG	NE-CZ-NH1	6.11	123.36	120.30
54	BA	550	C	N3-C2-O2	-6.11	117.62	121.90
54	BA	890	C	N1-C2-O2	6.11	122.57	118.90
55	BB	50	A	C4-C5-C6	-6.11	113.94	117.00
56	B5	134	ARG	NE-CZ-NH1	6.11	123.36	120.30
22	A1	21	A	C4-C5-C6	-6.11	113.94	117.00
55	BB	35	C	N3-C2-O2	-6.11	117.62	121.90
21	AA	408	A	C4-C5-C6	-6.11	113.94	117.00
54	BA	1591	A	C4-C5-C6	-6.11	113.94	117.00
54	BA	1848	A	C4-C5-C6	-6.11	113.94	117.00
54	BA	2119	A	C4-C5-C6	-6.11	113.94	117.00

Continued on next page...

Continued from previous page...

Mol	Chain	Res	Type	Atoms	Z	Observed(°)	Ideal(°)
54	BA	2793	C	N3-C2-O2	-6.11	117.62	121.90
21	AA	520	A	C5-C6-N1	6.11	120.75	117.70
24	A3	16	C	N1-C2-O2	6.11	122.56	118.90
54	BA	398	C	N3-C2-O2	-6.11	117.62	121.90
54	BA	440	C	N3-C2-O2	-6.11	117.62	121.90
54	BA	538	A	C5-C6-N1	6.11	120.75	117.70
54	BA	935	C	N3-C2-O2	-6.11	117.62	121.90
54	BA	1314	C	N1-C2-O2	6.11	122.56	118.90
54	BA	1399	C	N3-C2-O2	-6.11	117.62	121.90
54	BA	1495	A	C5-C6-N1	6.11	120.75	117.70
54	BA	851	C	N3-C2-O2	-6.11	117.63	121.90
54	BA	2189	U	O4'-C1'-N1	6.11	113.08	108.20
21	AA	1100	C	N3-C2-O2	-6.10	117.63	121.90
54	BA	334	C	N3-C2-O2	-6.10	117.63	121.90
21	AA	1055	A	C4-C5-C6	-6.10	113.95	117.00
24	A3	13	C	N3-C2-O2	-6.10	117.63	121.90
54	BA	2191	A	C4-C5-C6	-6.10	113.95	117.00
54	BA	2899	A	C4-C5-C6	-6.10	113.95	117.00
21	AA	400	C	N3-C2-O2	-6.10	117.63	121.90
22	A1	41	A	C5-C6-N1	6.10	120.75	117.70
54	BA	2336	A	C4-C5-C6	-6.10	113.95	117.00
54	BA	2855	C	N3-C2-O2	-6.10	117.63	121.90
55	BB	115	A	C4-C5-C6	-6.10	113.95	117.00
21	AA	236	A	C4-C5-C6	-6.10	113.95	117.00
54	BA	332	A	O4'-C1'-N9	6.10	113.08	108.20
54	BA	385	C	N3-C2-O2	-6.10	117.63	121.90
54	BA	970	U	O4'-C1'-N1	6.10	113.08	108.20
2	AC	171	ARG	NE-CZ-NH1	6.10	123.35	120.30
21	AA	814	A	C5-C6-N1	6.10	120.75	117.70
54	BA	731	C	N3-C2-O2	-6.10	117.63	121.90
54	BA	992	C	N1-C2-O2	6.10	122.56	118.90
21	AA	1208	C	N3-C2-O2	-6.10	117.63	121.90
21	AA	1259	C	N1-C2-O2	6.09	122.56	118.90
54	BA	32	C	O4'-C1'-N1	6.09	113.08	108.20
54	BA	2317	A	C4-C5-C6	-6.09	113.95	117.00
21	AA	607	A	C4-C5-C6	-6.09	113.95	117.00
54	BA	823	C	O4'-C1'-N1	6.09	113.07	108.20
54	BA	1932	A	C4-C5-C6	-6.09	113.95	117.00
54	BA	1941	C	N1-C2-O2	6.09	122.56	118.90
54	BA	2392	A	C5-C6-N1	6.09	120.75	117.70
21	AA	290	C	N3-C2-O2	-6.09	117.64	121.90
54	BA	213	A	C4-C5-C6	-6.09	113.95	117.00

Continued on next page...

Continued from previous page...

Mol	Chain	Res	Type	Atoms	Z	Observed(°)	Ideal(°)
54	BA	395	U	O4'-C1'-N1	6.09	113.07	108.20
54	BA	1086	A	C4-C5-C6	-6.09	113.95	117.00
54	BA	2222	C	N3-C2-O2	-6.09	117.64	121.90
21	AA	58	C	N3-C2-O2	-6.09	117.64	121.90
54	BA	240	C	N3-C2-O2	-6.09	117.64	121.90
48	BZ	37	ARG	NE-CZ-NH1	6.09	123.34	120.30
54	BA	475	C	N3-C2-O2	-6.09	117.64	121.90
54	BA	2202	U	O4'-C1'-N1	6.09	113.07	108.20
54	BA	2590	A	C6-C5-N7	6.09	136.56	132.30
54	BA	896	A	C4-C5-C6	-6.08	113.96	117.00
54	BA	1472	C	N3-C2-O2	-6.08	117.64	121.90
21	AA	495	A	C4-C5-C6	-6.08	113.96	117.00
21	AA	675	A	C4-C5-C6	-6.08	113.96	117.00
54	BA	63	A	C4-C5-C6	-6.08	113.96	117.00
54	BA	541	A	C4-C5-C6	-6.08	113.96	117.00
54	BA	2673	G	N3-C2-N2	-6.08	115.64	119.90
21	AA	802	A	C4-C5-C6	-6.08	113.96	117.00
21	AA	983	A	N1-C6-N6	-6.08	114.95	118.60
21	AA	1060	U	O4'-C1'-N1	6.08	113.06	108.20
54	BA	2122	U	O4'-C1'-N1	6.08	113.06	108.20
54	BA	2551	C	N3-C2-O2	-6.08	117.64	121.90
55	BB	71	C	N3-C2-O2	-6.08	117.64	121.90
21	AA	1306	A	C4-C5-C6	-6.08	113.96	117.00
21	AA	1350	A	C5-C6-N1	6.08	120.74	117.70
54	BA	391	A	N1-C6-N6	-6.08	114.95	118.60
54	BA	686	U	O4'-C1'-N1	6.08	113.06	108.20
54	BA	1257	C	N3-C2-O2	-6.08	117.64	121.90
54	BA	2678	C	N3-C2-O2	-6.08	117.64	121.90
54	BA	44	A	C4-C5-C6	-6.08	113.96	117.00
54	BA	225	C	C4'-C3'-C2'	-6.08	96.52	102.60
54	BA	239	C	N1-C2-O2	6.08	122.55	118.90
54	BA	1049	C	N3-C2-O2	-6.08	117.64	121.90
54	BA	1439	A	C5-C6-N1	6.08	120.74	117.70
21	AA	559	A	N1-C6-N6	-6.08	114.95	118.60
54	BA	1014	A	C5-C6-N1	6.08	120.74	117.70
54	BA	2261	C	N3-C2-O2	-6.08	117.65	121.90
21	AA	673	A	C4-C5-C6	-6.08	113.96	117.00
54	BA	1300	G	C1'-O4'-C4'	-6.08	105.04	109.90
54	BA	1564	C	N3-C2-O2	-6.08	117.65	121.90
20	AU	33	ARG	NE-CZ-NH1	6.07	123.34	120.30
21	AA	149	A	C4-C5-C6	-6.07	113.96	117.00
54	BA	64	A	C5-C6-N1	6.07	120.74	117.70

Continued on next page...

Continued from previous page...

Mol	Chain	Res	Type	Atoms	Z	Observed(°)	Ideal(°)
54	BA	620	G	O4'-C1'-N9	6.07	113.06	108.20
54	BA	786	C	N3-C2-O2	-6.07	117.65	121.90
54	BA	2670	A	C4-C5-C6	-6.07	113.96	117.00
21	AA	696	A	C4-C5-C6	-6.07	113.96	117.00
21	AA	732	C	N3-C2-O2	-6.07	117.65	121.90
54	BA	2241	A	C4-C5-C6	-6.07	113.96	117.00
21	AA	1001	C	N3-C2-O2	-6.07	117.65	121.90
21	AA	1012	A	C4-C5-C6	-6.07	113.96	117.00
54	BA	563	A	C4-C5-C6	-6.07	113.97	117.00
54	BA	1023	U	O4'-C1'-N1	6.07	113.06	108.20
54	BA	1052	C	N3-C2-O2	-6.07	117.65	121.90
54	BA	1965	C	N3-C2-O2	-6.07	117.65	121.90
54	BA	1744	A	C4-C5-C6	-6.07	113.97	117.00
54	BA	2324	U	O4'-C1'-N1	6.07	113.06	108.20
54	BA	2889	C	N3-C2-O2	-6.07	117.65	121.90
21	AA	1360	A	C4-C5-C6	-6.07	113.97	117.00
54	BA	758	C	N1-C2-O2	6.07	122.54	118.90
54	BA	1925	C	O4'-C1'-N1	6.07	113.05	108.20
54	BA	2359	C	N3-C2-O2	-6.07	117.65	121.90
20	AU	46	ARG	NE-CZ-NH2	6.07	123.33	120.30
21	AA	1092	A	C4-C5-C6	-6.07	113.97	117.00
54	BA	655	A	C4-C5-C6	-6.07	113.97	117.00
54	BA	1370	C	N3-C2-O2	-6.07	117.65	121.90
54	BA	2600	A	C4-C5-C6	-6.07	113.97	117.00
55	BB	88	C	N1-C2-O2	6.07	122.54	118.90
48	BZ	29	ARG	NE-CZ-NH2	-6.06	117.27	120.30
54	BA	806	C	O4'-C1'-N1	6.06	113.05	108.20
54	BA	854	C	N3-C2-O2	-6.06	117.66	121.90
54	BA	676	A	C4-C5-C6	-6.06	113.97	117.00
54	BA	858	G	O4'-C1'-N9	6.06	113.05	108.20
54	BA	1827	U	O4'-C1'-N1	6.06	113.05	108.20
54	BA	2762	C	O4'-C1'-N1	6.06	113.05	108.20
21	AA	178	C	N3-C2-O2	-6.06	117.66	121.90
21	AA	530	G	O4'-C1'-N9	6.06	113.05	108.20
21	AA	948	C	N3-C2-O2	-6.06	117.66	121.90
21	AA	1509	C	N3-C2-O2	-6.06	117.66	121.90
22	A1	6	A	C4-C5-C6	-6.06	113.97	117.00
37	BO	102	ARG	NE-CZ-NH2	-6.06	117.27	120.30
21	AA	60	A	C4-C5-C6	-6.06	113.97	117.00
21	AA	687	A	C4-C5-C6	-6.06	113.97	117.00
24	A3	77	A	O4'-C1'-N9	6.06	113.05	108.20
54	BA	491	G	N1-C6-O6	-6.06	116.27	119.90

Continued on next page...

Continued from previous page...

Mol	Chain	Res	Type	Atoms	Z	Observed(°)	Ideal(°)
54	BA	1080	A	C5-C6-N1	6.06	120.73	117.70
54	BA	1214	A	C4-C5-C6	-6.06	113.97	117.00
54	BA	1263	U	C3'-C2'-C1'	6.06	106.35	101.50
54	BA	1757	A	C4-C5-C6	-6.06	113.97	117.00
54	BA	1899	A	C4-C5-C6	-6.06	113.97	117.00
54	BA	2646	C	N3-C2-O2	-6.06	117.66	121.90
55	BB	87	U	O4'-C1'-N1	6.06	113.05	108.20
21	AA	80	A	C4-C5-C6	-6.06	113.97	117.00
54	BA	542	C	O4'-C1'-N1	6.06	113.05	108.20
54	BA	1981	A	C4-C5-C6	-6.06	113.97	117.00
55	BB	55	U	O4'-C1'-N1	6.06	113.05	108.20
21	AA	460	A	C4-C5-C6	-6.05	113.97	117.00
54	BA	2008	C	N3-C2-O2	-6.05	117.66	121.90
21	AA	474	G	N1-C6-O6	-6.05	116.27	119.90
21	AA	1145	A	N1-C6-N6	-6.05	114.97	118.60
54	BA	1393	A	C4-C5-C6	-6.05	113.97	117.00
54	BA	1759	A	C4-C5-C6	-6.05	113.97	117.00
21	AA	878	A	C4-C5-C6	-6.05	113.97	117.00
46	BX	17	ARG	NE-CZ-NH1	6.05	123.33	120.30
54	BA	903	C	N3-C2-O2	-6.05	117.67	121.90
54	BA	1832	C	N3-C2-O2	-6.05	117.67	121.90
54	BA	1070	A	C4-C5-C6	-6.05	113.98	117.00
54	BA	1302	A	C4-C5-C6	-6.05	113.98	117.00
21	AA	1412	C	N3-C2-O2	-6.05	117.67	121.90
54	BA	165	A	C5-C6-N1	6.05	120.72	117.70
54	BA	611	C	N3-C2-O2	-6.05	117.67	121.90
54	BA	2028	U	O4'-C1'-N1	6.04	113.04	108.20
21	AA	1101	A	C4-C5-C6	-6.04	113.98	117.00
21	AA	1314	C	N3-C2-O2	-6.04	117.67	121.90
22	A1	16	C	N3-C2-O2	-6.04	117.67	121.90
54	BA	650	C	O4'-C1'-N1	6.04	113.03	108.20
54	BA	1243	C	N1-C2-O2	6.04	122.53	118.90
54	BA	2856	A	C4-C5-C6	-6.04	113.98	117.00
21	AA	60	A	P-O3'-C3'	6.04	126.95	119.70
54	BA	244	A	C5-C6-N1	6.04	120.72	117.70
54	BA	436	C	N3-C2-O2	-6.04	117.67	121.90
54	BA	668	A	C4-C5-C6	-6.04	113.98	117.00
54	BA	2469	A	C4-C5-C6	-6.04	113.98	117.00
54	BA	274	C	N3-C2-O2	-6.04	117.67	121.90
54	BA	274	C	O4'-C1'-N1	6.04	113.03	108.20
54	BA	650	C	N3-C2-O2	-6.04	117.67	121.90
54	BA	2023	C	N3-C2-O2	-6.04	117.67	121.90

Continued on next page...

Continued from previous page...

Mol	Chain	Res	Type	Atoms	Z	Observed(°)	Ideal(°)
54	BA	2841	C	N3-C2-O2	-6.04	117.67	121.90
21	AA	882	C	N3-C2-O2	-6.04	117.67	121.90
54	BA	3	U	O4'-C1'-N1	6.04	113.03	108.20
54	BA	781	A	C4-C5-C6	-6.04	113.98	117.00
54	BA	1208	C	N3-C2-O2	-6.04	117.67	121.90
21	AA	468	A	O4'-C1'-N9	6.04	113.03	108.20
24	A3	1	C	N3-C2-O2	-6.04	117.67	121.90
9	AJ	48	ARG	NE-CZ-NH1	6.03	123.32	120.30
21	AA	651	C	N3-C2-O2	-6.03	117.68	121.90
54	BA	184	C	N3-C2-O2	-6.03	117.68	121.90
54	BA	196	A	O4'-C1'-N9	6.03	113.03	108.20
54	BA	2262	U	O4'-C1'-N1	6.03	113.03	108.20
55	BB	27	C	O4'-C1'-N1	6.03	113.03	108.20
21	AA	440	C	N3-C2-O2	-6.03	117.68	121.90
54	BA	492	A	C4-C5-C6	-6.03	113.98	117.00
54	BA	2321	U	O4'-C1'-N1	6.03	113.03	108.20
21	AA	10	A	C5-C6-N1	6.03	120.72	117.70
21	AA	284	C	N3-C2-O2	-6.03	117.68	121.90
21	AA	411	A	C5-C6-N1	6.03	120.72	117.70
49	B0	51	ARG	NE-CZ-NH1	6.03	123.31	120.30
54	BA	130	C	N3-C2-O2	-6.03	117.68	121.90
54	BA	318	C	N3-C2-O2	-6.03	117.68	121.90
54	BA	1525	A	C4-C5-C6	-6.03	113.98	117.00
21	AA	236	A	C5-C6-N1	6.03	120.71	117.70
21	AA	1093	A	C4-C5-C6	-6.03	113.99	117.00
26	BD	179	ARG	NE-CZ-NH2	-6.03	117.29	120.30
54	BA	1069	A	C4-C5-C6	-6.03	113.99	117.00
54	BA	1278	C	N3-C2-O2	-6.03	117.68	121.90
54	BA	2412	A	C4-C5-C6	-6.03	113.99	117.00
54	BA	2559	C	N3-C2-O2	-6.03	117.68	121.90
54	BA	522	A	C4-C5-C6	-6.03	113.99	117.00
54	BA	1503	A	C5-C6-N1	6.03	120.71	117.70
54	BA	1745	A	C4-C5-C6	-6.03	113.99	117.00
54	BA	2346	A	C4-C5-C6	-6.03	113.99	117.00
54	BA	1250	G	O4'-C1'-N9	6.02	113.02	108.20
13	AN	75	ARG	NE-CZ-NH1	6.02	123.31	120.30
21	AA	1507	A	C4-C5-C6	-6.02	113.99	117.00
54	BA	453	A	O4'-C1'-N9	6.02	113.02	108.20
54	BA	1744	A	N1-C6-N6	-6.02	114.99	118.60
55	BB	45	A	C4-C5-C6	-6.02	113.99	117.00
10	AK	105	ARG	NE-CZ-NH1	6.02	123.31	120.30
54	BA	2420	C	N3-C2-O2	-6.02	117.69	121.90

Continued on next page...

Continued from previous page...

Mol	Chain	Res	Type	Atoms	Z	Observed(°)	Ideal(°)
21	AA	470	C	N3-C2-O2	-6.02	117.69	121.90
54	BA	156	A	C4-C5-C6	-6.02	113.99	117.00
54	BA	2407	A	C5-C6-N1	6.02	120.71	117.70
54	BA	1085	A	C4-C5-C6	-6.02	113.99	117.00
54	BA	1592	C	N3-C2-O2	-6.02	117.69	121.90
54	BA	1607	C	N3-C2-O2	-6.02	117.69	121.90
54	BA	1354	A	C4-C5-C6	-6.02	113.99	117.00
54	BA	2022	U	O4'-C1'-N1	6.02	113.01	108.20
54	BA	2062	A	O4'-C1'-N9	6.02	113.01	108.20
54	BA	2250	G	N3-C4-C5	-6.02	125.59	128.60
21	AA	373	A	C4-C5-C6	-6.01	113.99	117.00
21	AA	660	C	N3-C2-O2	-6.01	117.69	121.90
26	BD	33	ARG	NE-CZ-NH1	6.01	123.31	120.30
54	BA	131	A	C4-C5-C6	-6.01	113.99	117.00
54	BA	706	A	C5-C6-N1	6.01	120.71	117.70
54	BA	743	A	C6-C5-N7	6.01	136.51	132.30
54	BA	1021	A	C4-C5-C6	-6.01	113.99	117.00
37	BO	94	ARG	NE-CZ-NH1	6.01	123.31	120.30
54	BA	1158	C	N3-C2-O2	-6.01	117.69	121.90
54	BA	1189	A	C4-C5-C6	-6.01	113.99	117.00
54	BA	2462	C	N3-C2-O2	-6.01	117.69	121.90
54	BA	2710	C	N3-C2-O2	-6.01	117.69	121.90
54	BA	2821	A	C4-C5-C6	-6.01	113.99	117.00
54	BA	2859	G	O4'-C1'-N9	6.01	113.01	108.20
21	AA	10	A	C4-C5-C6	-6.01	113.99	117.00
21	AA	1159	U	O4'-C1'-N1	6.01	113.01	108.20
54	BA	1205	A	C4-C5-C6	-6.01	113.99	117.00
54	BA	2147	A	C4-C5-C6	-6.01	113.99	117.00
21	AA	235	C	N3-C2-O2	-6.01	117.69	121.90
24	A3	43	G	C5'-C4'-O4'	6.01	116.31	109.10
8	AI	40	ARG	NE-CZ-NH1	6.01	123.30	120.30
26	BD	83	ARG	NE-CZ-NH1	6.00	123.30	120.30
51	B2	19	ARG	NE-CZ-NH1	6.00	123.30	120.30
54	BA	1994	C	N3-C2-O2	-6.00	117.70	121.90
21	AA	7	A	C4-C5-C6	-6.00	114.00	117.00
54	BA	121	G	C3'-C2'-C1'	6.00	106.30	101.50
54	BA	262	A	C4-C5-C6	-6.00	114.00	117.00
21	AA	225	C	N3-C2-O2	-6.00	117.70	121.90
54	BA	2377	A	C6-C5-N7	6.00	136.50	132.30
54	BA	2882	A	C4-C5-C6	-6.00	114.00	117.00
21	AA	1172	C	N3-C2-O2	-6.00	117.70	121.90
54	BA	1426	G	O4'-C1'-N9	6.00	113.00	108.20

Continued on next page...

Continued from previous page...

Mol	Chain	Res	Type	Atoms	Z	Observed(°)	Ideal(°)
21	AA	1123	U	O4'-C1'-N1	6.00	113.00	108.20
40	BR	21	ARG	NE-CZ-NH1	6.00	123.30	120.30
54	BA	443	A	C4-C5-C6	-6.00	114.00	117.00
54	BA	2080	A	C4-C5-C6	-6.00	114.00	117.00
54	BA	2183	A	C4-C5-C6	-6.00	114.00	117.00
54	BA	698	C	N3-C2-O2	-6.00	117.70	121.90
54	BA	1357	C	N3-C2-O2	-6.00	117.70	121.90
54	BA	2160	C	N3-C2-O2	-6.00	117.70	121.90
54	BA	2774	C	N3-C2-O2	-6.00	117.70	121.90
54	BA	1039	A	N1-C6-N6	-6.00	115.00	118.60
54	BA	1366	A	C4-C5-C6	-6.00	114.00	117.00
21	AA	576	C	N3-C2-O2	-5.99	117.70	121.90
54	BA	461	C	N3-C2-O2	-5.99	117.70	121.90
54	BA	933	A	C5-C6-N1	5.99	120.70	117.70
54	BA	2521	C	N3-C2-O2	-5.99	117.70	121.90
54	BA	429	A	C4-C5-C6	-5.99	114.00	117.00
54	BA	644	A	C4-C5-C6	-5.99	114.00	117.00
54	BA	1103	A	C4-C5-C6	-5.99	114.00	117.00
54	BA	2036	C	N1-C2-O2	5.99	122.50	118.90
54	BA	2567	G	O4'-C1'-N9	5.99	112.99	108.20
55	BB	56	G	O4'-C1'-N9	5.99	112.99	108.20
21	AA	621	A	C4-C5-C6	-5.99	114.00	117.00
55	BB	109	A	C1'-O4'-C4'	-5.99	105.11	109.90
21	AA	246	A	C5-C6-N1	5.99	120.69	117.70
54	BA	106	C	N3-C2-O2	-5.99	117.71	121.90
54	BA	463	G	N1-C6-O6	-5.99	116.31	119.90
54	BA	544	C	N3-C2-O2	-5.99	117.71	121.90
54	BA	1273	U	O4'-C1'-N1	5.99	112.99	108.20
21	AA	1285	A	C4-C5-C6	-5.99	114.01	117.00
54	BA	812	C	N1-C2-O2	5.99	122.49	118.90
54	BA	1148	U	O4'-C1'-N1	5.99	112.99	108.20
54	BA	1625	C	N3-C2-O2	-5.99	117.71	121.90
54	BA	501	A	N1-C6-N6	-5.99	115.01	118.60
54	BA	1106	G	O4'-C1'-N9	5.99	112.99	108.20
54	BA	1928	A	C4-C5-C6	-5.99	114.01	117.00
54	BA	2212	A	C4-C5-C6	-5.99	114.01	117.00
54	BA	2535	G	N3-C2-N2	-5.99	115.71	119.90
21	AA	238	A	C4-C5-C6	-5.98	114.01	117.00
54	BA	372	G	N3-C4-C5	-5.98	125.61	128.60
54	BA	2101	A	C4-C5-C6	-5.98	114.01	117.00
54	BA	2703	C	N3-C2-O2	-5.98	117.71	121.90
21	AA	327	A	C1'-O4'-C4'	-5.98	105.11	109.90

Continued on next page...

Continued from previous page...

Mol	Chain	Res	Type	Atoms	Z	Observed(°)	Ideal(°)
54	BA	1385	A	O4'-C1'-N9	5.98	112.98	108.20
54	BA	1732	C	N3-C2-O2	-5.98	117.71	121.90
54	BA	2773	C	O4'-C1'-N1	5.98	112.98	108.20
54	BA	885	C	O4'-C1'-N1	5.98	112.98	108.20
54	BA	2840	C	N3-C2-O2	-5.98	117.72	121.90
3	AD	96	ARG	NE-CZ-NH1	5.98	123.29	120.30
54	BA	1080	A	C4-C5-C6	-5.98	114.01	117.00
54	BA	1783	A	C4-C5-C6	-5.98	114.01	117.00
54	BA	2635	A	C5-C6-N1	5.98	120.69	117.70
21	AA	767	A	C4-C5-C6	-5.98	114.01	117.00
21	AA	1157	A	C4-C5-C6	-5.98	114.01	117.00
37	BO	30	ARG	NE-CZ-NH1	5.98	123.29	120.30
54	BA	1877	A	C4-C5-C6	-5.98	114.01	117.00
8	AI	10	ARG	NE-CZ-NH1	5.97	123.29	120.30
54	BA	302	C	N3-C2-O2	-5.97	117.72	121.90
54	BA	921	C	N3-C2-O2	-5.97	117.72	121.90
54	BA	1244	A	C4-C5-C6	-5.97	114.01	117.00
54	BA	1825	U	O4'-C1'-N1	5.97	112.98	108.20
21	AA	482	A	C4-C5-C6	-5.97	114.01	117.00
21	AA	493	A	O4'-C1'-N9	5.97	112.98	108.20
54	BA	1252	G	N3-C2-N2	-5.97	115.72	119.90
12	AM	112	ARG	NE-CZ-NH1	5.97	123.28	120.30
21	AA	564	C	N3-C2-O2	-5.97	117.72	121.90
21	AA	739	C	N3-C2-O2	-5.97	117.72	121.90
21	AA	1179	A	C4-C5-C6	-5.97	114.02	117.00
22	A1	51	C	N3-C2-O2	-5.97	117.72	121.90
54	BA	418	C	O4'-C1'-N1	5.97	112.98	108.20
54	BA	1017	G	C1'-O4'-C4'	-5.97	105.12	109.90
54	BA	1821	A	C5-C6-N1	5.97	120.69	117.70
54	BA	1958	C	O4'-C1'-N1	5.97	112.98	108.20
54	BA	1963	U	O4'-C1'-N1	5.97	112.97	108.20
54	BA	2005	A	C4-C5-C6	-5.97	114.02	117.00
54	BA	2163	A	C4-C5-C6	-5.97	114.02	117.00
54	BA	2636	C	N3-C2-O2	-5.97	117.72	121.90
54	BA	620	G	C2-N3-C4	5.97	114.88	111.90
54	BA	1489	C	N1-C2-O2	5.97	122.48	118.90
21	AA	1460	C	N3-C2-O2	-5.97	117.72	121.90
54	BA	192	C	N3-C2-O2	-5.97	117.72	121.90
54	BA	2467	C	N3-C2-O2	-5.97	117.72	121.90
21	AA	642	A	C4-C5-C6	-5.96	114.02	117.00
54	BA	1322	A	C4-C5-C6	-5.96	114.02	117.00
54	BA	1746	A	C5-C6-N1	5.96	120.68	117.70

Continued on next page...

Continued from previous page...

Mol	Chain	Res	Type	Atoms	Z	Observed(°)	Ideal(°)
54	BA	1868	C	N3-C2-O2	-5.96	117.72	121.90
54	BA	2556	C	N1-C2-O2	5.96	122.48	118.90
54	BA	2672	U	O4'-C1'-N1	5.96	112.97	108.20
21	AA	479	U	O4'-C1'-N1	5.96	112.97	108.20
32	BJ	116	ARG	NE-CZ-NH1	5.96	123.28	120.30
54	BA	1100	C	N3-C2-O2	-5.96	117.73	121.90
54	BA	1866	A	C4-C5-C6	-5.96	114.02	117.00
14	AO	16	ARG	NE-CZ-NH1	5.96	123.28	120.30
21	AA	1066	C	N3-C2-O2	-5.96	117.73	121.90
54	BA	453	A	C4-C5-C6	-5.96	114.02	117.00
54	BA	2176	A	C4-C5-C6	-5.96	114.02	117.00
54	BA	2682	A	C4-C5-C6	-5.96	114.02	117.00
54	BA	2704	C	N1-C2-O2	5.96	122.48	118.90
1	AB	112	ARG	NE-CZ-NH1	5.96	123.28	120.30
13	AN	63	ARG	NE-CZ-NH1	5.96	123.28	120.30
21	AA	1177	G	N3-C2-N2	-5.96	115.73	119.90
54	BA	2133	G	N1-C6-O6	-5.96	116.33	119.90
21	AA	1000	A	C4-C5-C6	-5.96	114.02	117.00
24	A3	40	C	N1-C2-O2	5.96	122.47	118.90
54	BA	145	C	N3-C2-O2	-5.96	117.73	121.90
54	BA	2283	C	N3-C2-O2	-5.96	117.73	121.90
54	BA	2581	G	N1-C6-O6	-5.96	116.33	119.90
21	AA	43	C	N1-C2-O2	5.95	122.47	118.90
54	BA	620	G	N3-C4-C5	-5.95	125.62	128.60
54	BA	1319	C	N3-C2-O2	-5.95	117.73	121.90
54	BA	2171	A	C4-C5-C6	-5.95	114.02	117.00
21	AA	1217	C	N1-C2-O2	5.95	122.47	118.90
54	BA	451	U	O4'-C1'-N1	5.95	112.96	108.20
54	BA	666	A	C5-C6-N1	5.95	120.68	117.70
54	BA	987	C	N3-C2-O2	-5.95	117.73	121.90
21	AA	270	A	C5-C6-N1	5.95	120.67	117.70
21	AA	596	A	C4-C5-C6	-5.95	114.03	117.00
21	AA	784	A	C5-C6-N1	5.95	120.67	117.70
21	AA	1098	C	N3-C2-O2	-5.95	117.73	121.90
38	BP	87	ARG	NE-CZ-NH1	5.95	123.28	120.30
54	BA	1287	A	C4-C5-C6	-5.95	114.03	117.00
54	BA	2518	A	N1-C6-N6	-5.95	115.03	118.60
54	BA	2635	A	C4-C5-C6	-5.95	114.03	117.00
54	BA	79	C	N3-C2-O2	-5.95	117.74	121.90
54	BA	749	A	C4-C5-C6	-5.95	114.03	117.00
54	BA	1281	G	O4'-C1'-N9	5.95	112.96	108.20
54	BA	1708	C	N3-C2-O2	-5.95	117.74	121.90

Continued on next page...

Continued from previous page...

Mol	Chain	Res	Type	Atoms	Z	Observed(°)	Ideal(°)
54	BA	2207	C	N3-C2-O2	-5.95	117.74	121.90
18	AS	77	ARG	NE-CZ-NH1	5.95	123.27	120.30
54	BA	439	A	C5-C6-N1	5.95	120.67	117.70
54	BA	2278	A	C5-C6-N1	5.95	120.67	117.70
54	BA	2784	U	O4'-C1'-N1	5.95	112.96	108.20
8	AI	123	ARG	NE-CZ-NH1	5.94	123.27	120.30
54	BA	1617	C	N3-C2-O2	-5.94	117.74	121.90
54	BA	1793	C	N1-C2-O2	5.94	122.47	118.90
54	BA	1813	G	O4'-C1'-N9	5.94	112.95	108.20
54	BA	1838	C	N3-C2-O2	-5.94	117.74	121.90
2	AC	131	ARG	NE-CZ-NH1	5.94	123.27	120.30
21	AA	535	A	C4-C5-C6	-5.94	114.03	117.00
21	AA	792	A	C4-C5-C6	-5.94	114.03	117.00
39	BQ	5	ARG	NE-CZ-NH1	5.94	123.27	120.30
54	BA	219	A	C4-C5-C6	-5.94	114.03	117.00
54	BA	980	A	C4-C5-C6	-5.94	114.03	117.00
54	BA	1447	C	N3-C2-O2	-5.94	117.74	121.90
54	BA	1806	C	N1-C2-O2	5.94	122.47	118.90
54	BA	2644	G	O4'-C1'-N9	5.94	112.95	108.20
21	AA	969	A	C4-C5-C6	-5.94	114.03	117.00
54	BA	782	A	C4-C5-C6	-5.94	114.03	117.00
54	BA	902	C	N3-C2-O2	-5.94	117.74	121.90
54	BA	961	C	N1-C2-O2	5.94	122.46	118.90
54	BA	2727	A	C4-C5-C6	-5.94	114.03	117.00
21	AA	336	A	C4-C5-C6	-5.94	114.03	117.00
21	AA	1179	A	C5-C6-N1	5.94	120.67	117.70
54	BA	210	C	N3-C2-O2	-5.94	117.74	121.90
54	BA	2164	C	N3-C2-O2	-5.94	117.74	121.90
54	BA	2657	A	C5-C6-N1	5.94	120.67	117.70
21	AA	456	A	C5-C6-N1	5.94	120.67	117.70
54	BA	1791	A	C4-C5-C6	-5.94	114.03	117.00
4	AE	137	ARG	NE-CZ-NH1	5.93	123.27	120.30
54	BA	1965	C	O4'-C1'-N1	5.93	112.95	108.20
54	BA	2009	A	C5-C6-N1	5.93	120.67	117.70
21	AA	116	A	C4-C5-C6	-5.93	114.03	117.00
54	BA	1000	A	C4-C5-C6	-5.93	114.03	117.00
54	BA	1772	A	C4-C5-C6	-5.93	114.03	117.00
54	BA	2676	C	N3-C2-O2	-5.93	117.75	121.90
54	BA	2888	C	N3-C2-O2	-5.93	117.75	121.90
54	BA	736	C	N3-C2-O2	-5.93	117.75	121.90
54	BA	1307	A	C4-C5-C6	-5.93	114.03	117.00
55	BB	65	U	O4'-C1'-N1	5.93	112.94	108.20

Continued on next page...

Continued from previous page...

Mol	Chain	Res	Type	Atoms	Z	Observed(°)	Ideal(°)
21	AA	11	G	N1-C6-O6	-5.93	116.34	119.90
21	AA	676	A	C4-C5-C6	-5.93	114.03	117.00
54	BA	1531	C	N3-C2-O2	-5.93	117.75	121.90
54	BA	2073	C	N3-C2-O2	-5.93	117.75	121.90
54	BA	2257	U	O4'-C1'-N1	5.93	112.94	108.20
54	BA	2868	A	C4-C5-C6	-5.93	114.03	117.00
54	BA	229	C	O4'-C1'-N1	5.93	112.94	108.20
21	AA	719	C	N1-C2-O2	5.93	122.46	118.90
21	AA	935	A	C5-C6-N1	5.93	120.66	117.70
21	AA	1240	U	C1'-O4'-C4'	-5.93	105.16	109.90
21	AA	1297	G	C8-N9-C4	-5.93	104.03	106.40
54	BA	1590	A	C4-C5-C6	-5.93	114.04	117.00
21	AA	71	A	C6-C5-N7	5.92	136.45	132.30
54	BA	719	C	O4'-C1'-N1	5.92	112.94	108.20
21	AA	1302	C	N3-C2-O2	-5.92	117.75	121.90
21	AA	1303	C	O4'-C1'-N1	5.92	112.94	108.20
21	AA	210	C	N3-C2-O2	-5.92	117.75	121.90
21	AA	908	A	C5-C6-N1	5.92	120.66	117.70
54	BA	1018	U	O4'-C1'-N1	5.92	112.94	108.20
54	BA	2009	A	C4-C5-C6	-5.92	114.04	117.00
22	A1	27	C	N3-C2-O2	-5.92	117.76	121.90
21	AA	712	A	O4'-C1'-N9	5.92	112.94	108.20
21	AA	810	C	N3-C2-O2	-5.92	117.76	121.90
24	A3	26	C	N3-C2-O2	-5.92	117.76	121.90
54	BA	346	A	O4'-C1'-N9	5.92	112.94	108.20
54	BA	840	C	N3-C2-O2	-5.92	117.76	121.90
54	BA	1685	C	N3-C2-O2	-5.92	117.76	121.90
54	BA	2879	A	C4-C5-C6	-5.92	114.04	117.00
21	AA	686	U	O4'-C1'-N1	5.92	112.93	108.20
21	AA	1136	C	N1-C2-O2	5.92	122.45	118.90
21	AA	1378	C	N3-C2-O2	-5.92	117.76	121.90
35	BM	18	ARG	NE-CZ-NH2	-5.92	117.34	120.30
54	BA	87	U	O4'-C1'-N1	5.92	112.93	108.20
54	BA	756	A	C5-C6-N1	5.92	120.66	117.70
54	BA	1541	C	O4'-C1'-N1	5.92	112.93	108.20
54	BA	1918	A	C4-C5-C6	-5.92	114.04	117.00
54	BA	2079	U	O4'-C1'-N1	5.92	112.93	108.20
54	BA	2814	A	C4-C5-C6	-5.92	114.04	117.00
21	AA	160	A	C4-C5-C6	-5.92	114.04	117.00
21	AA	163	C	N3-C2-O2	-5.92	117.76	121.90
54	BA	526	A	N1-C6-N6	-5.92	115.05	118.60
54	BA	1507	C	N3-C2-O2	-5.92	117.76	121.90

Continued on next page...

Continued from previous page...

Mol	Chain	Res	Type	Atoms	Z	Observed(°)	Ideal(°)
55	BB	104	A	C4-C5-C6	-5.92	114.04	117.00
21	AA	545	C	N3-C2-O2	-5.91	117.76	121.90
54	BA	975	A	N1-C6-N6	-5.91	115.05	118.60
54	BA	1353	A	C4-C5-C6	-5.91	114.04	117.00
54	BA	2611	C	N3-C2-O2	-5.91	117.76	121.90
54	BA	249	C	O4'-C1'-N1	5.91	112.93	108.20
54	BA	1658	C	N3-C2-O2	-5.91	117.76	121.90
21	AA	897	C	N3-C2-O2	-5.91	117.76	121.90
54	BA	21	A	C4-C5-C6	-5.91	114.05	117.00
54	BA	236	C	N3-C2-O2	-5.91	117.76	121.90
54	BA	986	C	N1-C2-O2	5.91	122.44	118.90
9	AJ	62	ARG	NE-CZ-NH1	5.91	123.25	120.30
21	AA	298	A	C4-C5-C6	-5.91	114.05	117.00
21	AA	452	A	C4-C5-C6	-5.91	114.05	117.00
54	BA	609	A	C4-C5-C6	-5.91	114.05	117.00
54	BA	1221	C	N3-C2-O2	-5.91	117.77	121.90
54	BA	2208	C	N3-C2-O2	-5.91	117.77	121.90
55	BB	46	A	C6-C5-N7	5.91	136.43	132.30
21	AA	1129	C	N3-C2-O2	-5.90	117.77	121.90
54	BA	354	A	C4-C5-C6	-5.90	114.05	117.00
9	AJ	89	ARG	NE-CZ-NH1	5.90	123.25	120.30
21	AA	353	A	C1'-O4'-C4'	-5.90	105.18	109.90
21	AA	1004	A	C4-C5-C6	-5.90	114.05	117.00
54	BA	377	G	N3-C2-N2	-5.90	115.77	119.90
54	BA	1451	C	O4'-C1'-N1	5.90	112.92	108.20
54	BA	2626	C	N3-C2-O2	-5.90	117.77	121.90
54	BA	1133	A	C4-C5-C6	-5.90	114.05	117.00
54	BA	2860	A	C4-C5-C6	-5.90	114.05	117.00
21	AA	839	C	N3-C2-O2	-5.90	117.77	121.90
54	BA	723	C	N1-C2-O2	5.90	122.44	118.90
54	BA	1288	G	O4'-C1'-N9	5.90	112.92	108.20
54	BA	2232	C	N3-C2-O2	-5.90	117.77	121.90
54	BA	2732	G	N3-C4-C5	-5.90	125.65	128.60
21	AA	1274	A	C4-C5-C6	-5.90	114.05	117.00
8	AI	32	ARG	NE-CZ-NH1	5.89	123.25	120.30
8	AI	121	ARG	NE-CZ-NH1	5.89	123.25	120.30
21	AA	124	C	N3-C2-O2	-5.89	117.77	121.90
21	AA	909	A	C5-C6-N1	5.89	120.65	117.70
21	AA	924	C	N1-C2-O2	5.89	122.44	118.90
21	AA	66	A	C4-C5-C6	-5.89	114.05	117.00
21	AA	503	C	N3-C2-O2	-5.89	117.78	121.90
43	BU	81	ARG	NE-CZ-NH1	5.89	123.25	120.30

Continued on next page...

Continued from previous page...

Mol	Chain	Res	Type	Atoms	Z	Observed(°)	Ideal(°)
54	BA	1007	C	N3-C2-O2	-5.89	117.78	121.90
54	BA	1200	C	N3-C2-O2	-5.89	117.78	121.90
54	BA	1644	C	N3-C2-O2	-5.89	117.78	121.90
54	BA	2071	A	C4-C5-C6	-5.89	114.05	117.00
38	BP	52	ARG	NE-CZ-NH1	5.89	123.25	120.30
54	BA	1292	G	O4'-C1'-N9	5.89	112.91	108.20
54	BA	314	C	N3-C2-O2	-5.89	117.78	121.90
54	BA	1284	A	C4-C5-C6	-5.89	114.06	117.00
54	BA	1550	C	N3-C2-O2	-5.89	117.78	121.90
55	BB	37	C	N3-C2-O2	-5.89	117.78	121.90
21	AA	1496	C	N3-C2-O2	-5.89	117.78	121.90
54	BA	669	G	C3'-C2'-C1'	5.89	106.21	101.50
54	BA	750	A	C4-C5-C6	-5.89	114.06	117.00
54	BA	1630	A	C6-C5-N7	5.89	136.42	132.30
54	BA	2440	C	N1-C2-O2	5.89	122.43	118.90
54	BA	441	U	O4'-C1'-N1	5.89	112.91	108.20
54	BA	444	C	N3-C2-O2	-5.89	117.78	121.90
54	BA	456	C	N3-C2-O2	-5.89	117.78	121.90
54	BA	1773	A	C4-C5-C6	-5.89	114.06	117.00
21	AA	1453	G	N3-C4-C5	-5.88	125.66	128.60
54	BA	1336	A	C4-C5-C6	-5.88	114.06	117.00
54	BA	2205	A	C4-C5-C6	-5.88	114.06	117.00
54	BA	2497	A	O4'-C1'-N9	5.88	112.91	108.20
54	BA	1646	C	N1-C2-O2	5.88	122.43	118.90
54	BA	2789	C	N3-C2-O2	-5.88	117.78	121.90
41	BS	8	ARG	NE-CZ-NH1	5.88	123.24	120.30
54	BA	1800	C	N3-C2-O2	-5.88	117.78	121.90
55	BB	92	C	O4'-C1'-N1	5.88	112.91	108.20
21	AA	66	A	C5-C6-N1	5.88	120.64	117.70
54	BA	509	C	N1-C2-O2	5.88	122.43	118.90
21	AA	164	G	N1-C6-O6	-5.88	116.37	119.90
21	AA	879	C	N3-C2-O2	-5.88	117.78	121.90
21	AA	1036	A	O4'-C1'-N9	5.88	112.90	108.20
54	BA	988	A	C4-C5-C6	-5.88	114.06	117.00
54	BA	1201	U	O4'-C1'-N1	5.88	112.90	108.20
54	BA	1262	A	C4-C5-C6	-5.88	114.06	117.00
54	BA	1656	C	N3-C2-O2	-5.88	117.78	121.90
23	A2	82	A	C4-C5-C6	-5.88	114.06	117.00
54	BA	262	A	C5-C6-N1	5.88	120.64	117.70
54	BA	660	C	N3-C2-O2	-5.88	117.79	121.90
54	BA	675	A	C4-C5-C6	-5.88	114.06	117.00
54	BA	979	A	O4'-C1'-N9	5.88	112.90	108.20

Continued on next page...

Continued from previous page...

Mol	Chain	Res	Type	Atoms	Z	Observed(°)	Ideal(°)
54	BA	1665	A	C4-C5-C6	-5.88	114.06	117.00
54	BA	1949	G	N1-C6-O6	-5.88	116.38	119.90
54	BA	2665	A	C4-C5-C6	-5.88	114.06	117.00
54	BA	2240	U	O4'-C1'-N1	5.88	112.90	108.20
54	BA	2723	C	N1-C2-O2	5.88	122.42	118.90
54	BA	468	G	O4'-C1'-N9	5.87	112.90	108.20
54	BA	596	U	O4'-C1'-N1	5.87	112.90	108.20
54	BA	1121	C	N3-C2-O2	-5.87	117.79	121.90
54	BA	1735	A	C4-C5-C6	-5.87	114.06	117.00
54	BA	2428	G	C3'-C2'-C1'	5.87	106.20	101.50
54	BA	2896	C	N3-C2-O2	-5.87	117.79	121.90
54	BA	1536	C	N1-C2-O2	5.87	122.42	118.90
54	BA	2177	C	N1-C2-O2	5.87	122.42	118.90
54	BA	2432	A	C4-C5-C6	-5.87	114.06	117.00
21	AA	312	C	N3-C2-O2	-5.87	117.79	121.90
54	BA	1788	C	N3-C2-O2	-5.87	117.79	121.90
54	BA	2320	U	N3-C2-O2	-5.87	118.09	122.20
54	BA	2690	U	O4'-C1'-N1	5.87	112.90	108.20
21	AA	188	C	N1-C2-O2	5.87	122.42	118.90
21	AA	1250	A	C4-C5-C6	-5.87	114.06	117.00
54	BA	673	C	N3-C2-O2	-5.87	117.79	121.90
54	BA	2422	C	N1-C2-O2	5.87	122.42	118.90
54	BA	2458	G	N3-C4-C5	-5.87	125.67	128.60
54	BA	2734	A	C4-C5-C6	-5.87	114.07	117.00
25	BC	101	ARG	NE-CZ-NH1	5.87	123.23	120.30
54	BA	13	A	C4-C5-C6	-5.87	114.07	117.00
54	BA	814	C	N3-C2-O2	-5.87	117.80	121.90
54	BA	2220	U	O4'-C1'-N1	5.87	112.89	108.20
8	AI	11	ARG	NE-CZ-NH1	5.86	123.23	120.30
21	AA	371	A	C4-C5-C6	-5.86	114.07	117.00
21	AA	1107	C	N3-C2-O2	-5.86	117.80	121.90
54	BA	1611	C	N3-C2-O2	-5.86	117.80	121.90
54	BA	2139	U	O4'-C1'-N1	5.86	112.89	108.20
54	BA	2561	U	O4'-C1'-N1	5.86	112.89	108.20
21	AA	996	A	C4-C5-C6	-5.86	114.07	117.00
54	BA	670	A	C4-C5-C6	-5.86	114.07	117.00
54	BA	1975	G	O4'-C1'-N9	5.86	112.89	108.20
54	BA	2547	A	C4-C5-C6	-5.86	114.07	117.00
21	AA	372	C	N3-C2-O2	-5.86	117.80	121.90
54	BA	1596	A	C4-C5-C6	-5.86	114.07	117.00
54	BA	2173	A	C4-C5-C6	-5.86	114.07	117.00
54	BA	426	C	N3-C2-O2	-5.86	117.80	121.90

Continued on next page...

Continued from previous page...

Mol	Chain	Res	Type	Atoms	Z	Observed(°)	Ideal(°)
54	BA	775	G	O4'-C1'-N9	5.86	112.89	108.20
16	AQ	63	CYS	CA-C-N	5.86	130.09	117.20
54	BA	631	A	C4-C5-C6	-5.86	114.07	117.00
54	BA	1678	A	C4-C5-C6	-5.86	114.07	117.00
21	AA	1411	C	N3-C2-O2	-5.86	117.80	121.90
54	BA	47	C	N3-C2-O2	-5.86	117.80	121.90
21	AA	634	C	N3-C2-O2	-5.85	117.80	121.90
21	AA	1284	C	N3-C2-O2	-5.85	117.80	121.90
21	AA	271	C	N3-C2-O2	-5.85	117.80	121.90
21	AA	523	A	C4-C5-C6	-5.85	114.07	117.00
21	AA	1035	A	C4-C5-C6	-5.85	114.07	117.00
21	AA	1243	C	N3-C2-O2	-5.85	117.80	121.90
22	A1	38	A	N1-C6-N6	-5.85	115.09	118.60
24	A3	77	A	C1'-O4'-C4'	-5.85	105.22	109.90
24	A3	74	A	O4'-C1'-N9	5.85	112.88	108.20
54	BA	1784	A	C4-C5-C6	-5.85	114.07	117.00
54	BA	2480	C	N3-C2-O2	-5.85	117.80	121.90
21	AA	477	C	N1-C2-O2	5.85	122.41	118.90
21	AA	595	A	C4-C5-C6	-5.85	114.08	117.00
54	BA	8	C	N3-C2-O2	-5.85	117.81	121.90
54	BA	485	C	N3-C2-O2	-5.85	117.81	121.90
54	BA	1135	C	N3-C2-O2	-5.85	117.81	121.90
54	BA	2095	A	C6-C5-N7	5.85	136.40	132.30
21	AA	248	C	N3-C2-O2	-5.85	117.81	121.90
54	BA	741	U	O4'-C1'-N1	5.85	112.88	108.20
54	BA	692	C	N3-C2-O2	-5.84	117.81	121.90
54	BA	937	C	N3-C2-O2	-5.84	117.81	121.90
54	BA	1654	A	C4-C5-C6	-5.84	114.08	117.00
54	BA	1552	A	O4'-C1'-N9	5.84	112.87	108.20
21	AA	1449	C	N3-C2-O2	-5.84	117.81	121.90
46	BX	44	ARG	NE-CZ-NH1	5.84	123.22	120.30
54	BA	421	C	N3-C2-O2	-5.84	117.81	121.90
54	BA	898	C	N3-C2-O2	-5.84	117.81	121.90
54	BA	1183	U	O4'-C1'-N1	5.84	112.87	108.20
54	BA	1616	A	C4-C5-C6	-5.84	114.08	117.00
21	AA	782	A	C4-C5-C6	-5.84	114.08	117.00
54	BA	253	C	N3-C2-O2	-5.84	117.81	121.90
54	BA	1150	C	O4'-C1'-N1	5.84	112.87	108.20
54	BA	1185	G	O4'-C1'-N9	5.84	112.87	108.20
54	BA	2327	A	C4-C5-C6	-5.84	114.08	117.00
21	AA	736	C	N3-C2-O2	-5.83	117.82	121.90
21	AA	783	C	N3-C2-O2	-5.83	117.81	121.90

Continued on next page...

Continued from previous page...

Mol	Chain	Res	Type	Atoms	Z	Observed(°)	Ideal(°)
49	B0	16	ARG	NE-CZ-NH1	5.83	123.22	120.30
21	AA	246	A	C4-C5-C6	-5.83	114.08	117.00
21	AA	976	G	C3'-C2'-C1'	5.83	106.17	101.50
5	AF	38	ARG	NE-CZ-NH1	5.83	123.22	120.30
11	AL	109	ARG	NE-CZ-NH1	5.83	123.22	120.30
21	AA	1407	C	N1-C2-O2	5.83	122.40	118.90
24	A3	64	G	N1-C6-O6	-5.83	116.40	119.90
54	BA	460	A	C4-C5-C6	-5.83	114.08	117.00
54	BA	1199	U	O4'-C1'-N1	5.83	112.86	108.20
54	BA	1781	U	O4'-C1'-N1	5.83	112.87	108.20
54	BA	2705	A	C4-C5-C6	-5.83	114.08	117.00
21	AA	826	C	N3-C2-O2	-5.83	117.82	121.90
54	BA	1970	A	C4-C5-C6	-5.83	114.08	117.00
21	AA	823	C	N3-C2-O2	-5.83	117.82	121.90
54	BA	1798	U	O4'-C1'-N1	5.83	112.86	108.20
54	BA	108	G	N1-C6-O6	-5.83	116.40	119.90
21	AA	1012	A	C5-C6-N1	5.83	120.61	117.70
55	BB	33	G	O4'-C1'-N9	5.83	112.86	108.20
21	AA	400	C	O4'-C1'-N1	5.82	112.86	108.20
21	AA	980	C	N3-C2-O2	-5.82	117.82	121.90
54	BA	1327	A	C4-C5-C6	-5.82	114.09	117.00
54	BA	1787	A	C4-C5-C6	-5.82	114.09	117.00
21	AA	441	A	C4-C5-C6	-5.82	114.09	117.00
54	BA	2396	G	O4'-C1'-N9	5.82	112.86	108.20
12	AM	106	ARG	NE-CZ-NH1	5.82	123.21	120.30
21	AA	1447	A	O4'-C1'-N9	5.82	112.86	108.20
48	BZ	44	ARG	NE-CZ-NH1	5.82	123.21	120.30
54	BA	516	C	N3-C2-O2	-5.82	117.83	121.90
21	AA	1299	A	C4-C5-C6	-5.82	114.09	117.00
21	AA	1340	A	C4-C5-C6	-5.82	114.09	117.00
54	BA	718	A	C4-C5-C6	-5.82	114.09	117.00
54	BA	1145	C	N3-C2-O2	-5.82	117.83	121.90
54	BA	2717	C	N1-C2-O2	5.82	122.39	118.90
54	BA	789	A	C4-C5-C6	-5.81	114.09	117.00
54	BA	2456	C	N1-C2-O2	5.81	122.39	118.90
54	BA	2809	A	C4-C5-C6	-5.81	114.09	117.00
21	AA	385	C	N3-C2-O2	-5.81	117.83	121.90
21	AA	757	U	O4'-C1'-N1	5.81	112.85	108.20
21	AA	1014	A	C4-C5-C6	-5.81	114.09	117.00
22	A1	60	C	N1-C2-O2	5.81	122.39	118.90
16	AQ	64	ARG	NE-CZ-NH1	5.81	123.20	120.30
21	AA	1059	C	N1-C2-O2	5.81	122.39	118.90

Continued on next page...

Continued from previous page...

Mol	Chain	Res	Type	Atoms	Z	Observed(°)	Ideal(°)
54	BA	838	C	N1-C2-O2	5.81	122.39	118.90
54	BA	1954	G	N1-C6-O6	-5.81	116.41	119.90
54	BA	2145	C	N1-C2-O2	5.81	122.39	118.90
31	BI	102	ARG	NE-CZ-NH1	5.81	123.20	120.30
54	BA	61	C	N1-C2-O2	5.81	122.39	118.90
54	BA	2385	C	O4'-C1'-N1	5.81	112.85	108.20
54	BA	2513	A	C4-C5-C6	-5.81	114.10	117.00
54	BA	1900	A	C4-C5-C6	-5.81	114.10	117.00
20	AU	34	ARG	NE-CZ-NH1	5.80	123.20	120.30
21	AA	1319	A	C4-C5-C6	-5.80	114.10	117.00
36	BN	63	ARG	NE-CZ-NH2	-5.80	117.40	120.30
54	BA	305	C	N1-C2-O2	5.80	122.38	118.90
54	BA	1585	C	O4'-C1'-N1	5.80	112.84	108.20
21	AA	1519	A	C4-C5-C6	-5.80	114.10	117.00
54	BA	525	U	O4'-C1'-N1	5.80	112.84	108.20
54	BA	2678	C	O4'-C1'-N1	5.80	112.84	108.20
21	AA	108	G	N3-C4-C5	-5.80	125.70	128.60
21	AA	569	C	N3-C2-O2	-5.80	117.84	121.90
54	BA	1542	U	O4'-C1'-N1	5.80	112.84	108.20
54	BA	2097	A	C4-C5-C6	-5.80	114.10	117.00
54	BA	2364	C	N3-C2-O2	-5.80	117.84	121.90
21	AA	195	A	C4-C5-C6	-5.80	114.10	117.00
21	AA	1111	A	C4-C5-C6	-5.80	114.10	117.00
54	BA	60	G	N3-C2-N2	-5.80	115.84	119.90
54	BA	2858	C	N1-C2-O2	5.80	122.38	118.90
21	AA	1110	A	C4-C5-C6	-5.80	114.10	117.00
54	BA	1614	A	C4-C5-C6	-5.80	114.10	117.00
21	AA	510	A	C4-C5-C6	-5.80	114.10	117.00
21	AA	513	C	N3-C2-O2	-5.80	117.84	121.90
21	AA	602	A	C4-C5-C6	-5.80	114.10	117.00
21	AA	1502	A	C4-C5-C6	-5.80	114.10	117.00
38	BP	50	ARG	NE-CZ-NH1	5.80	123.20	120.30
54	BA	504	A	C4-C5-C6	-5.80	114.10	117.00
54	BA	510	C	O4'-C1'-N1	5.80	112.84	108.20
54	BA	820	A	C4-C5-C6	-5.80	114.10	117.00
54	BA	2749	A	N1-C6-N6	-5.80	115.12	118.60
21	AA	744	C	N3-C2-O2	-5.79	117.84	121.90
21	AA	690	G	N1-C6-O6	-5.79	116.42	119.90
54	BA	1929	G	N3-C2-N2	-5.79	115.84	119.90
22	A1	9	A	O4'-C1'-N9	5.79	112.83	108.20
54	BA	1143	A	C4-C5-C6	-5.79	114.10	117.00
54	BA	1696	G	O4'-C1'-N9	5.79	112.83	108.20

Continued on next page...

Continued from previous page...

Mol	Chain	Res	Type	Atoms	Z	Observed(°)	Ideal(°)
54	BA	2471	A	C4-C5-C6	-5.79	114.10	117.00
21	AA	1152	A	C4-C5-C6	-5.79	114.11	117.00
54	BA	756	A	C4-C5-C6	-5.79	114.11	117.00
12	AM	91	ARG	NE-CZ-NH1	5.79	123.19	120.30
21	AA	1213	A	C4-C5-C6	-5.79	114.11	117.00
21	AA	1336	C	C1'-O4'-C4'	-5.79	105.27	109.90
54	BA	909	A	C5-C6-N1	5.79	120.59	117.70
54	BA	2808	G	N1-C6-O6	-5.79	116.43	119.90
54	BA	1909	C	N3-C2-O2	-5.79	117.85	121.90
54	BA	2442	C	N3-C2-O2	-5.79	117.85	121.90
54	BA	2026	U	O4'-C1'-N1	5.79	112.83	108.20
54	BA	360	U	O4'-C1'-N1	5.78	112.83	108.20
54	BA	402	A	C4-C5-C6	-5.78	114.11	117.00
55	BB	4	C	N3-C2-O2	-5.78	117.85	121.90
55	BB	111	U	O4'-C1'-N1	5.78	112.83	108.20
54	BA	16	C	N3-C2-O2	-5.78	117.85	121.90
54	BA	2358	A	C4-C5-C6	-5.78	114.11	117.00
21	AA	959	A	C4-C5-C6	-5.78	114.11	117.00
54	BA	177	G	O4'-C1'-N9	5.78	112.83	108.20
54	BA	1361	G	O4'-C1'-N9	5.78	112.82	108.20
54	BA	1528	A	C4-C5-C6	-5.78	114.11	117.00
54	BA	1815	A	C4-C5-C6	-5.78	114.11	117.00
4	AE	111	ARG	NE-CZ-NH1	5.78	123.19	120.30
21	AA	977	A	C4-C5-C6	-5.78	114.11	117.00
21	AA	1244	G	N1-C6-O6	-5.78	116.43	119.90
54	BA	161	A	C4-C5-C6	-5.78	114.11	117.00
54	BA	1369	G	C5'-C4'-O4'	5.78	116.03	109.10
54	BA	2092	U	N3-C2-O2	-5.78	118.16	122.20
54	BA	2736	A	C4-C5-C6	-5.78	114.11	117.00
56	B5	60	ARG	NE-CZ-NH1	5.78	123.19	120.30
21	AA	1410	A	C4-C5-C6	-5.78	114.11	117.00
54	BA	323	C	O4'-C1'-N1	5.78	112.82	108.20
21	AA	243	A	C6-C5-N7	5.77	136.34	132.30
36	BN	22	ARG	NE-CZ-NH1	5.77	123.19	120.30
54	BA	323	C	N1-C2-O2	5.77	122.36	118.90
54	BA	562	U	O4'-C1'-N1	5.77	112.82	108.20
54	BA	946	C	N3-C2-O2	-5.77	117.86	121.90
54	BA	1081	U	O4'-C1'-N1	5.77	112.82	108.20
4	AE	44	ARG	NE-CZ-NH1	5.77	123.19	120.30
21	AA	108	G	N3-C2-N2	-5.77	115.86	119.90
28	BF	111	ARG	NE-CZ-NH1	5.77	123.19	120.30
54	BA	1315	C	N3-C2-O2	-5.77	117.86	121.90

Continued on next page...

Continued from previous page...

Mol	Chain	Res	Type	Atoms	Z	Observed(°)	Ideal(°)
54	BA	1778	U	O4'-C1'-N1	5.77	112.82	108.20
54	BA	2281	A	C6-C5-N7	5.77	136.34	132.30
54	BA	2785	C	O4'-C1'-N1	5.77	112.82	108.20
54	BA	556	A	C4-C5-C6	-5.77	114.11	117.00
54	BA	1488	C	N3-C2-O2	-5.77	117.86	121.90
3	AD	52	VAL	C-N-CA	5.77	136.12	121.70
21	AA	1176	A	C6-C5-N7	5.77	136.34	132.30
21	AA	1366	C	N3-C2-O2	-5.77	117.86	121.90
54	BA	152	A	C5-C6-N1	5.77	120.58	117.70
54	BA	1251	C	N3-C2-O2	-5.77	117.86	121.90
54	BA	1524	G	N3-C2-N2	-5.77	115.86	119.90
54	BA	2615	U	N3-C2-O2	-5.77	118.16	122.20
21	AA	272	C	N3-C2-O2	-5.77	117.86	121.90
49	B0	12	ARG	NE-CZ-NH1	5.77	123.18	120.30
54	BA	1395	A	O4'-C1'-N9	5.77	112.81	108.20
55	BB	66	A	C4-C5-C6	-5.77	114.12	117.00
21	AA	393	A	C6-C5-N7	5.76	136.34	132.30
54	BA	2406	A	C4-C5-C6	-5.76	114.12	117.00
56	B5	9	ARG	NE-CZ-NH1	5.76	123.18	120.30
54	BA	2287	A	C4-C5-C6	-5.76	114.12	117.00
21	AA	135	C	N3-C2-O2	-5.76	117.87	121.90
21	AA	443	C	N3-C2-O2	-5.76	117.87	121.90
21	AA	580	C	N3-C2-O2	-5.76	117.87	121.90
54	BA	848	C	N3-C2-O2	-5.76	117.87	121.90
54	BA	1104	C	N1-C2-O2	5.76	122.36	118.90
54	BA	1176	U	N3-C2-O2	-5.76	118.17	122.20
54	BA	1312	U	P-O3'-C3'	5.76	126.61	119.70
54	BA	2329	U	O4'-C1'-N1	5.76	112.81	108.20
21	AA	1170	A	C4-C5-C6	-5.76	114.12	117.00
38	BP	100	ARG	NE-CZ-NH1	5.76	123.18	120.30
54	BA	1662	U	O4'-C1'-N1	5.76	112.81	108.20
55	BB	19	C	N3-C2-O2	-5.76	117.87	121.90
54	BA	1009	A	C4-C5-C6	-5.76	114.12	117.00
54	BA	2214	C	N3-C2-O2	-5.76	117.87	121.90
21	AA	1249	C	N3-C2-O2	-5.76	117.87	121.90
54	BA	226	A	C4-C5-C6	-5.76	114.12	117.00
54	BA	715	A	N1-C6-N6	-5.76	115.15	118.60
54	BA	2272	U	N3-C2-O2	-5.76	118.17	122.20
54	BA	2466	C	N3-C2-O2	-5.76	117.87	121.90
54	BA	557	C	N3-C2-O2	-5.75	117.87	121.90
21	AA	59	A	C4-C5-C6	-5.75	114.12	117.00
21	AA	355	C	N3-C2-O2	-5.75	117.87	121.90

Continued on next page...

Continued from previous page...

Mol	Chain	Res	Type	Atoms	Z	Observed(°)	Ideal(°)
21	AA	430	A	C4-C5-C6	-5.75	114.12	117.00
21	AA	972	C	N3-C2-O2	-5.75	117.87	121.90
54	BA	1028	A	C4-C5-C6	-5.75	114.12	117.00
54	BA	2183	A	N1-C6-N6	-5.75	115.15	118.60
54	BA	672	C	N3-C2-O2	-5.75	117.87	121.90
21	AA	1051	C	N3-C2-O2	-5.75	117.88	121.90
21	AA	520	A	C4-C5-C6	-5.75	114.12	117.00
22	A1	23	A	C4-C5-C6	-5.75	114.13	117.00
54	BA	897	C	N3-C2-O2	-5.75	117.88	121.90
54	BA	2514	U	O4'-C1'-N1	5.75	112.80	108.20
55	BB	53	A	C4-C5-C6	-5.75	114.13	117.00
3	AD	127	ARG	NE-CZ-NH1	5.75	123.17	120.30
54	BA	905	A	C5-C6-N1	5.75	120.57	117.70
54	BA	1058	U	O4'-C1'-N1	5.75	112.80	108.20
54	BA	1072	C	N3-C2-O2	-5.74	117.88	121.90
54	BA	1462	C	N3-C2-O2	-5.74	117.88	121.90
54	BA	1582	C	N3-C2-O2	-5.74	117.88	121.90
54	BA	1879	C	N1-C2-O2	5.74	122.35	118.90
54	BA	228	C	N1-C2-O2	5.74	122.34	118.90
54	BA	281	C	N1-C2-O2	5.74	122.34	118.90
54	BA	1496	A	C4-C5-C6	-5.74	114.13	117.00
21	AA	1280	A	C4-C5-C6	-5.74	114.13	117.00
34	BL	21	ARG	NE-CZ-NH2	5.74	123.17	120.30
54	BA	2492	U	N3-C2-O2	-5.74	118.18	122.20
21	AA	695	A	C4-C5-C6	-5.74	114.13	117.00
21	AA	840	C	N3-C2-O2	-5.74	117.88	121.90
54	BA	478	A	C4-C5-C6	-5.74	114.13	117.00
54	BA	1342	A	C4-C5-C6	-5.74	114.13	117.00
54	BA	1978	A	C4-C5-C6	-5.74	114.13	117.00
54	BA	2066	C	N3-C2-O2	-5.74	117.88	121.90
21	AA	26	A	C4-C5-C6	-5.74	114.13	117.00
21	AA	1492	A	C4-C5-C6	-5.74	114.13	117.00
54	BA	1618	A	C4-C5-C6	-5.74	114.13	117.00
54	BA	1974	C	O4'-C1'-N1	5.74	112.79	108.20
21	AA	1145	A	C4-C5-C6	-5.74	114.13	117.00
54	BA	1787	A	C3'-C2'-C1'	5.74	106.09	101.50
54	BA	282	A	C4-C5-C6	-5.73	114.13	117.00
54	BA	2011	U	O4'-C1'-N1	5.73	112.79	108.20
21	AA	582	C	N3-C2-O2	-5.73	117.89	121.90
21	AA	1204	A	C5-C6-N1	5.73	120.57	117.70
45	BW	54	ARG	NE-CZ-NH1	5.73	123.17	120.30
54	BA	2395	C	O4'-C1'-N1	5.73	112.79	108.20

Continued on next page...

Continued from previous page...

Mol	Chain	Res	Type	Atoms	Z	Observed(°)	Ideal(°)
21	AA	26	A	O4'-C1'-N9	5.73	112.78	108.20
21	AA	366	A	C4-C5-C6	-5.73	114.14	117.00
54	BA	2886	A	O4'-C1'-N9	5.73	112.78	108.20
54	BA	167	A	N1-C6-N6	-5.73	115.16	118.60
54	BA	2511	U	O4'-C1'-N1	5.73	112.78	108.20
54	BA	2706	A	C4-C5-C6	-5.73	114.14	117.00
54	BA	83	A	C4-C5-C6	-5.73	114.14	117.00
54	BA	920	A	C4-C5-C6	-5.73	114.14	117.00
54	BA	1297	C	N3-C2-O2	-5.73	117.89	121.90
54	BA	1887	C	N1-C2-O2	5.73	122.34	118.90
54	BA	1937	A	C4-C5-C6	-5.73	114.14	117.00
54	BA	645	C	N1-C2-O2	5.72	122.33	118.90
54	BA	717	C	O4'-C1'-N1	5.72	112.78	108.20
54	BA	847	U	N3-C2-O2	-5.72	118.19	122.20
54	BA	2326	C	N1-C2-O2	5.72	122.33	118.90
54	BA	2538	C	N3-C2-O2	-5.72	117.89	121.90
21	AA	1336	C	O4'-C1'-N1	5.72	112.78	108.20
21	AA	235	C	O4'-C1'-N1	5.72	112.78	108.20
21	AA	1117	A	C4-C5-C6	-5.72	114.14	117.00
21	AA	1318	A	C4-C5-C6	-5.72	114.14	117.00
54	BA	320	A	O4'-C1'-N9	5.72	112.78	108.20
54	BA	2385	C	N1-C2-O2	5.72	122.33	118.90
54	BA	2388	A	C4-C5-C6	-5.72	114.14	117.00
54	BA	1006	C	N3-C2-O2	-5.72	117.90	121.90
54	BA	1393	A	O4'-C1'-N9	5.72	112.77	108.20
54	BA	2130	U	N3-C2-O2	-5.72	118.20	122.20
21	AA	1036	A	C4-C5-C6	-5.71	114.14	117.00
22	A1	25	C	N3-C2-O2	-5.71	117.90	121.90
54	BA	1640	A	C4-C5-C6	-5.71	114.14	117.00
21	AA	686	U	C1'-O4'-C4'	-5.71	105.33	109.90
21	AA	1532	U	N3-C2-O2	-5.71	118.20	122.20
54	BA	542	C	N3-C2-O2	-5.71	117.90	121.90
54	BA	1278	C	O4'-C1'-N1	5.71	112.77	108.20
54	BA	2759	G	N1-C6-O6	-5.71	116.47	119.90
21	AA	1151	A	C6-C5-N7	5.71	136.30	132.30
54	BA	37	C	N3-C2-O2	-5.71	117.90	121.90
54	BA	911	A	C4-C5-C6	-5.71	114.14	117.00
54	BA	2282	G	O4'-C1'-N9	5.71	112.77	108.20
54	BA	2465	C	N3-C2-O2	-5.71	117.90	121.90
54	BA	173	A	C4-C5-C6	-5.71	114.14	117.00
54	BA	1001	A	N1-C6-N6	-5.71	115.17	118.60
21	AA	33	A	C4-C5-C6	-5.71	114.15	117.00

Continued on next page...

Continued from previous page...

Mol	Chain	Res	Type	Atoms	Z	Observed(°)	Ideal(°)
21	AA	573	A	C4-C5-C6	-5.71	114.15	117.00
30	BH	116	ARG	NE-CZ-NH1	5.71	123.15	120.30
54	BA	1330	C	N3-C2-O2	-5.71	117.91	121.90
54	BA	1503	A	C6-C5-N7	5.71	136.29	132.30
54	BA	2768	U	O4'-C1'-N1	5.71	112.77	108.20
25	BC	257	ARG	NE-CZ-NH1	5.71	123.15	120.30
54	BA	1615	C	N1-C2-O2	5.71	122.32	118.90
54	BA	2404	U	O4'-C1'-N1	5.71	112.76	108.20
54	BA	116	C	O4'-C1'-N1	5.70	112.76	108.20
54	BA	128	C	N3-C2-O2	-5.70	117.91	121.90
54	BA	1153	C	N3-C2-O2	-5.70	117.91	121.90
21	AA	1219	A	C4-C5-C6	-5.70	114.15	117.00
54	BA	405	U	N3-C2-O2	-5.70	118.21	122.20
21	AA	40	C	N3-C2-O2	-5.70	117.91	121.90
21	AA	344	A	C4-C5-C6	-5.70	114.15	117.00
21	AA	1462	C	O4'-C1'-N1	5.70	112.76	108.20
54	BA	172	A	C4-C5-C6	-5.70	114.15	117.00
5	AF	79	ARG	NE-CZ-NH1	5.70	123.15	120.30
5	AF	86	ARG	NE-CZ-NH1	5.70	123.15	120.30
21	AA	610	U	O4'-C1'-N1	5.70	112.76	108.20
21	AA	630	A	C4-C5-C6	-5.70	114.15	117.00
24	A3	42	C	N1-C2-O2	5.70	122.32	118.90
54	BA	1222	U	O4'-C1'-N1	5.70	112.76	108.20
54	BA	2110	G	N1-C6-O6	-5.69	116.48	119.90
54	BA	2902	C	N1-C2-O2	5.69	122.32	118.90
29	BG	2	ARG	NE-CZ-NH1	5.69	123.15	120.30
54	BA	514	A	C4-C5-C6	-5.69	114.15	117.00
54	BA	852	U	O4'-C1'-N1	5.69	112.75	108.20
54	BA	1566	A	C3'-C2'-C1'	5.69	106.05	101.50
20	AU	44	ARG	NE-CZ-NH2	5.69	123.14	120.30
54	BA	147	C	N1-C2-O2	5.69	122.31	118.90
54	BA	873	C	N3-C2-O2	-5.69	117.92	121.90
54	BA	1254	A	C3'-C2'-C1'	5.69	106.05	101.50
54	BA	2311	A	C4-C5-C6	-5.69	114.16	117.00
54	BA	620	G	N9-C4-C5	5.69	107.68	105.40
55	BB	18	G	N3-C2-N2	-5.69	115.92	119.90
54	BA	1888	G	O4'-C1'-N9	5.69	112.75	108.20
54	BA	1102	C	N3-C2-O2	-5.68	117.92	121.90
21	AA	49	U	O4'-C1'-N1	5.68	112.75	108.20
21	AA	1180	A	C4-C5-C6	-5.68	114.16	117.00
21	AA	1465	A	C4-C5-C6	-5.68	114.16	117.00
25	BC	79	ARG	NE-CZ-NH1	5.68	123.14	120.30

Continued on next page...

Continued from previous page...

Mol	Chain	Res	Type	Atoms	Z	Observed(°)	Ideal(°)
54	BA	2225	A	O4'-C1'-N9	5.68	112.75	108.20
21	AA	1487	G	O4'-C1'-N9	5.68	112.75	108.20
54	BA	1396	U	O4'-C1'-N1	5.68	112.74	108.20
54	BA	2219	U	O4'-C1'-N1	5.68	112.74	108.20
54	BA	244	A	C4-C5-C6	-5.68	114.16	117.00
54	BA	1431	A	C4-C5-C6	-5.68	114.16	117.00
4	AE	92	ARG	NE-CZ-NH1	5.68	123.14	120.30
54	BA	1176	U	O4'-C1'-N1	5.68	112.74	108.20
54	BA	2590	A	O4'-C1'-N9	5.68	112.74	108.20
55	BB	93	C	N3-C2-O2	-5.68	117.93	121.90
54	BA	899	A	C4-C5-C6	-5.67	114.16	117.00
54	BA	2620	C	N1-C2-O2	5.67	122.30	118.90
21	AA	909	A	C4-C5-C6	-5.67	114.16	117.00
54	BA	1803	A	C4-C5-C6	-5.67	114.16	117.00
54	BA	2863	C	N3-C2-O2	-5.67	117.93	121.90
21	AA	553	A	C4-C5-C6	-5.67	114.16	117.00
54	BA	292	U	O4'-C1'-N1	5.67	112.74	108.20
54	BA	1155	A	C4-C5-C6	-5.67	114.17	117.00
54	BA	1634	A	C4-C5-C6	-5.67	114.16	117.00
55	BB	33	G	N1-C6-O6	-5.67	116.50	119.90
21	AA	1263	C	N3-C2-O2	-5.67	117.93	121.90
54	BA	1376	C	N3-C2-O2	-5.67	117.93	121.90
54	BA	853	C	N3-C2-O2	-5.67	117.93	121.90
54	BA	1150	C	C4'-C3'-C2'	-5.67	96.93	102.60
54	BA	1309	G	C4'-C3'-C2'	-5.67	96.93	102.60
54	BA	1419	A	C4-C5-C6	-5.67	114.17	117.00
21	AA	478	A	C4-C5-C6	-5.67	114.17	117.00
54	BA	445	C	N3-C2-O2	-5.67	117.93	121.90
54	BA	791	C	N3-C2-O2	-5.67	117.93	121.90
54	BA	1360	G	O4'-C1'-N9	5.67	112.73	108.20
54	BA	2091	C	N3-C2-O2	-5.67	117.93	121.90
21	AA	261	U	N3-C2-O2	-5.67	118.23	122.20
21	AA	1452	C	N1-C2-O2	5.67	122.30	118.90
24	A3	49	C	N3-C2-O2	-5.67	117.93	121.90
38	BP	97	TYR	CB-CG-CD2	-5.66	117.60	121.00
54	BA	14	A	C4-C5-C6	-5.66	114.17	117.00
54	BA	946	C	C1'-O4'-C4'	-5.66	105.37	109.90
21	AA	860	A	C5-C6-N1	5.66	120.53	117.70
54	BA	173	A	C5-C6-N1	5.66	120.53	117.70
54	BA	2300	C	N3-C2-O2	-5.66	117.94	121.90
21	AA	1189	U	O4'-C1'-N1	5.66	112.73	108.20
54	BA	503	A	C4-C5-C6	-5.66	114.17	117.00

Continued on next page...

Continued from previous page...

Mol	Chain	Res	Type	Atoms	Z	Observed(°)	Ideal(°)
21	AA	893	C	N3-C2-O2	-5.66	117.94	121.90
21	AA	896	C	N3-C2-O2	-5.66	117.94	121.90
54	BA	160	A	C4-C5-C6	-5.66	114.17	117.00
54	BA	2266	A	C4-C5-C6	-5.66	114.17	117.00
54	BA	2347	C	N3-C2-O2	-5.66	117.94	121.90
54	BA	2658	C	N3-C2-O2	-5.66	117.94	121.90
54	BA	635	C	C4'-C3'-C2'	-5.66	96.94	102.60
54	BA	1229	C	N1-C2-O2	5.66	122.29	118.90
21	AA	756	C	N1-C2-O2	5.65	122.29	118.90
21	AA	845	A	C4-C5-C6	-5.65	114.17	117.00
54	BA	1556	C	N3-C2-O2	-5.65	117.94	121.90
22	A1	48	C	N3-C2-O2	-5.65	117.94	121.90
54	BA	1942	C	N3-C4-N4	-5.65	114.04	118.00
54	BA	2321	U	N3-C2-O2	-5.65	118.24	122.20
21	AA	492	C	N3-C2-O2	-5.65	117.94	121.90
21	AA	697	U	O4'-C1'-N1	5.65	112.72	108.20
22	A1	75	C	N3-C2-O2	-5.65	117.94	121.90
37	BO	102	ARG	NE-CZ-NH1	5.65	123.12	120.30
54	BA	77	G	O4'-C1'-N9	5.65	112.72	108.20
54	BA	1547	C	N1-C2-O2	5.65	122.29	118.90
21	AA	53	A	C4-C5-C6	-5.65	114.18	117.00
21	AA	57	G	C8-N9-C4	-5.65	104.14	106.40
21	AA	1362	A	C4-C5-C6	-5.65	114.18	117.00
54	BA	1720	U	O4'-C1'-N1	5.65	112.72	108.20
54	BA	1557	C	N1-C2-O2	5.65	122.29	118.90
54	BA	1881	C	N3-C2-O2	-5.65	117.95	121.90
4	AE	19	ARG	NE-CZ-NH1	5.64	123.12	120.30
55	BB	29	A	C4-C5-C6	-5.64	114.18	117.00
21	AA	21	G	N1-C6-O6	-5.64	116.51	119.90
22	A1	70	C	N3-C2-O2	-5.64	117.95	121.90
54	BA	1254	A	C4-C5-C6	-5.64	114.18	117.00
54	BA	1704	C	N3-C2-O2	-5.64	117.95	121.90
54	BA	2364	C	O4'-C1'-N1	5.64	112.72	108.20
22	A1	35	A	C6-C5-N7	5.64	136.25	132.30
54	BA	143	C	O4'-C1'-N1	5.64	112.71	108.20
3	AD	187	ARG	NE-CZ-NH1	5.64	123.12	120.30
54	BA	217	A	C4-C5-C6	-5.64	114.18	117.00
54	BA	1840	G	N3-C4-C5	-5.64	125.78	128.60
54	BA	2837	A	C4-C5-C6	-5.64	114.18	117.00
21	AA	1150	A	C4-C5-C6	-5.64	114.18	117.00
54	BA	639	U	O4'-C1'-N1	5.64	112.71	108.20
54	BA	2232	C	O4'-C1'-N1	5.64	112.71	108.20

Continued on next page...

Continued from previous page...

Mol	Chain	Res	Type	Atoms	Z	Observed(°)	Ideal(°)
54	BA	182	A	C4-C5-C6	-5.64	114.18	117.00
54	BA	393	C	N3-C2-O2	-5.64	117.95	121.90
54	BA	1386	C	N3-C2-O2	-5.64	117.95	121.90
54	BA	1920	C	N3-C2-O2	-5.64	117.95	121.90
21	AA	539	A	C5-C6-N1	5.63	120.52	117.70
21	AA	1467	C	N3-C2-O2	-5.63	117.95	121.90
54	BA	427	U	O4'-C1'-N1	5.63	112.71	108.20
54	BA	634	C	O4'-C1'-N1	5.63	112.71	108.20
54	BA	1161	C	N3-C2-O2	-5.63	117.96	121.90
54	BA	1258	U	O4'-C1'-N1	5.63	112.71	108.20
22	A1	28	C	N3-C2-O2	-5.63	117.96	121.90
54	BA	249	C	N1-C2-O2	5.63	122.28	118.90
54	BA	1434	A	C4-C5-C6	-5.63	114.18	117.00
6	AG	118	ARG	NE-CZ-NH1	5.63	123.11	120.30
54	BA	925	A	C4-C5-C6	-5.63	114.18	117.00
54	BA	1128	G	N1-C6-O6	-5.63	116.52	119.90
54	BA	1178	C	N3-C2-O2	-5.63	117.96	121.90
54	BA	1943	U	N3-C2-O2	-5.63	118.26	122.20
54	BA	2602	A	C4-C5-C6	-5.63	114.19	117.00
21	AA	1530	G	C1'-O4'-C4'	-5.63	105.40	109.90
54	BA	646	U	O4'-C1'-N1	5.63	112.70	108.20
21	AA	635	A	C5-C6-N1	5.63	120.52	117.70
21	AA	1042	A	C4-C5-C6	-5.63	114.19	117.00
21	AA	1296	C	N1-C2-O2	5.63	122.28	118.90
54	BA	975	A	C4'-C3'-C2'	-5.63	96.97	102.60
54	BA	1593	A	C4-C5-C6	-5.63	114.19	117.00
54	BA	2014	A	C4-C5-C6	-5.63	114.19	117.00
54	BA	2313	C	N3-C2-O2	-5.63	117.96	121.90
21	AA	232	G	N3-C2-N2	-5.63	115.96	119.90
21	AA	665	A	C1'-O4'-C4'	-5.63	105.40	109.90
21	AA	741	G	N1-C6-O6	-5.63	116.53	119.90
21	AA	1022	A	C4-C5-C6	-5.63	114.19	117.00
21	AA	223	A	C6-C5-N7	5.62	136.24	132.30
21	AA	1481	U	O4'-C1'-N1	5.62	112.70	108.20
21	AA	487	A	C4-C5-C6	-5.62	114.19	117.00
54	BA	39	G	O4'-C1'-N9	5.62	112.70	108.20
54	BA	71	A	C4-C5-C6	-5.62	114.19	117.00
54	BA	717	C	N3-C2-O2	-5.62	117.96	121.90
54	BA	2478	A	C4-C5-C6	-5.62	114.19	117.00
54	BA	2739	U	O4'-C1'-N1	5.62	112.70	108.20
54	BA	1705	A	C4-C5-C6	-5.62	114.19	117.00
54	BA	1999	C	N1-C2-O2	5.62	122.27	118.90

Continued on next page...

Continued from previous page...

Mol	Chain	Res	Type	Atoms	Z	Observed(°)	Ideal(°)
21	AA	1224	U	N3-C2-O2	-5.62	118.27	122.20
54	BA	1137	G	N1-C6-O6	-5.62	116.53	119.90
55	BB	118	C	N3-C2-O2	-5.62	117.97	121.90
54	BA	1537	G	C1'-O4'-C4'	-5.62	105.41	109.90
54	BA	1789	A	C4-C5-C6	-5.62	114.19	117.00
54	BA	2610	C	N1-C2-O2	5.62	122.27	118.90
54	BA	2628	C	N1-C2-O2	5.62	122.27	118.90
54	BA	2745	C	N3-C2-O2	-5.62	117.97	121.90
21	AA	260	G	N3-C2-N2	-5.62	115.97	119.90
24	A3	10	G	N1-C6-O6	-5.62	116.53	119.90
26	BD	179	ARG	NE-CZ-NH1	5.62	123.11	120.30
21	AA	658	C	N3-C2-O2	-5.62	117.97	121.90
21	AA	976	G	N1-C6-O6	-5.62	116.53	119.90
23	A2	91	A	C4-C5-C6	-5.62	114.19	117.00
21	AA	932	C	O4'-C1'-N1	5.61	112.69	108.20
33	BK	30	ARG	NE-CZ-NH1	5.61	123.11	120.30
54	BA	28	A	O4'-C1'-N9	5.61	112.69	108.20
54	BA	179	C	O4'-C1'-N1	5.61	112.69	108.20
54	BA	1019	U	O4'-C1'-N1	5.61	112.69	108.20
54	BA	1301	A	C4-C5-C6	-5.61	114.19	117.00
54	BA	1641	A	C4-C5-C6	-5.61	114.19	117.00
54	BA	2247	A	C4-C5-C6	-5.61	114.19	117.00
55	BB	90	C	N3-C2-O2	-5.61	117.97	121.90
21	AA	1363	A	C4-C5-C6	-5.61	114.19	117.00
54	BA	1312	U	O4'-C1'-N1	5.61	112.69	108.20
54	BA	1726	C	N3-C2-O2	-5.61	117.97	121.90
54	BA	1874	C	N3-C2-O2	-5.61	117.97	121.90
21	AA	212	G	N1-C6-O6	-5.61	116.53	119.90
21	AA	483	C	N3-C2-O2	-5.61	117.97	121.90
54	BA	1185	G	C3'-C2'-C1'	5.61	105.99	101.50
54	BA	1561	C	N1-C2-O2	5.61	122.27	118.90
54	BA	2681	C	O4'-C1'-N1	5.61	112.69	108.20
54	BA	310	A	C4-C5-C6	-5.61	114.20	117.00
54	BA	515	A	C4-C5-C6	-5.61	114.20	117.00
54	BA	564	C	N1-C2-O2	5.61	122.27	118.90
54	BA	871	U	O4'-C1'-N1	5.61	112.69	108.20
54	BA	2425	A	C4-C5-C6	-5.61	114.20	117.00
21	AA	746	A	C4-C5-C6	-5.61	114.20	117.00
21	AA	1423	G	N3-C2-N2	-5.61	115.98	119.90
54	BA	571	U	C1'-O4'-C4'	-5.61	105.42	109.90
54	BA	654	A	C4-C5-C6	-5.61	114.20	117.00
54	BA	1090	A	C4-C5-C6	-5.61	114.20	117.00

Continued on next page...

Continued from previous page...

Mol	Chain	Res	Type	Atoms	Z	Observed(°)	Ideal(°)
54	BA	1128	G	O4'-C1'-N9	5.61	112.68	108.20
21	AA	533	A	C4-C5-C6	-5.60	114.20	117.00
54	BA	2692	G	C4'-C3'-C2'	-5.60	97.00	102.60
23	A2	93	U	N3-C2-O2	-5.60	118.28	122.20
54	BA	803	U	O4'-C1'-N1	5.60	112.68	108.20
54	BA	2655	G	N3-C4-C5	-5.60	125.80	128.60
21	AA	38	G	O3'-P-O5'	-5.60	93.36	104.00
54	BA	1238	G	N1-C6-O6	-5.60	116.54	119.90
54	BA	1794	A	C4-C5-C6	-5.60	114.20	117.00
21	AA	649	A	C4-C5-C6	-5.60	114.20	117.00
54	BA	96	C	N3-C2-O2	-5.60	117.98	121.90
54	BA	950	G	N3-C2-N2	-5.60	115.98	119.90
54	BA	1281	G	N1-C6-O6	-5.60	116.54	119.90
21	AA	656	G	N3-C2-N2	-5.60	115.98	119.90
21	AA	955	U	O4'-C1'-N1	5.60	112.68	108.20
54	BA	1510	G	N1-C6-O6	-5.60	116.54	119.90
54	BA	1842	G	N1-C6-O6	-5.60	116.54	119.90
21	AA	693	G	N1-C6-O6	-5.59	116.54	119.90
54	BA	1669	A	C4-C5-C6	-5.59	114.20	117.00
54	BA	2612	C	N1-C2-O2	5.59	122.26	118.90
21	AA	872	A	C4-C5-C6	-5.59	114.20	117.00
21	AA	1533	C	N3-C4-C5	5.59	124.14	121.90
54	BA	722	A	C4-C5-C6	-5.59	114.20	117.00
21	AA	285	C	N3-C2-O2	-5.59	117.99	121.90
21	AA	1347	G	O4'-C1'-N9	5.59	112.67	108.20
21	AA	1447	A	C4-C5-C6	-5.59	114.20	117.00
54	BA	60	G	C1'-O4'-C4'	-5.59	105.43	109.90
54	BA	2720	U	O4'-C1'-N1	5.59	112.67	108.20
21	AA	1028	C	N3-C2-O2	-5.59	117.99	121.90
54	BA	2668	G	C3'-C2'-C1'	-5.59	97.03	101.50
55	BB	30	C	N1-C2-O2	5.59	122.25	118.90
21	AA	1261	A	N1-C6-N6	-5.58	115.25	118.60
54	BA	751	A	C4-C5-C6	-5.58	114.21	117.00
54	BA	2254	C	O4'-C1'-N1	5.58	112.67	108.20
21	AA	119	A	C4-C5-C6	-5.58	114.21	117.00
54	BA	101	A	C4-C5-C6	-5.58	114.21	117.00
54	BA	904	G	N1-C6-O6	-5.58	116.55	119.90
54	BA	1585	C	N1-C2-O2	5.58	122.25	118.90
55	BB	37	C	O4'-C1'-N1	5.58	112.67	108.20
21	AA	647	C	N3-C2-O2	-5.58	117.99	121.90
54	BA	1378	A	C4-C5-C6	-5.58	114.21	117.00
54	BA	2021	C	N1-C2-O2	5.58	122.25	118.90

Continued on next page...

Continued from previous page...

Mol	Chain	Res	Type	Atoms	Z	Observed(°)	Ideal(°)
54	BA	2116	G	O4'-C4'-C3'	5.58	110.56	106.10
21	AA	868	C	N3-C2-O2	-5.58	117.99	121.90
21	AA	1113	C	N1-C2-O2	5.58	122.25	118.90
54	BA	378	C	O4'-C1'-N1	5.58	112.66	108.20
55	BB	100	G	N1-C6-O6	-5.58	116.55	119.90
21	AA	572	A	C4-C5-C6	-5.58	114.21	117.00
21	AA	890	G	N3-C4-C5	-5.58	125.81	128.60
23	A2	91	A	O4'-C1'-N9	5.58	112.66	108.20
54	BA	394	C	N1-C2-O2	5.58	122.25	118.90
54	BA	679	C	N3-C2-O2	-5.58	118.00	121.90
21	AA	574	A	C4-C5-C6	-5.58	114.21	117.00
21	AA	808	C	N1-C2-O2	5.58	122.25	118.90
54	BA	2452	C	N3-C2-O2	-5.58	118.00	121.90
21	AA	344	A	C2-N3-C4	5.58	113.39	110.60
54	BA	1575	C	O4'-C1'-N1	5.58	112.66	108.20
15	AP	51	ARG	NE-CZ-NH1	5.57	123.09	120.30
21	AA	35	G	N3-C4-C5	-5.57	125.81	128.60
54	BA	1504	A	C4-C5-C6	-5.57	114.21	117.00
54	BA	2043	C	N3-C2-O2	-5.57	118.00	121.90
16	AQ	5	ARG	NE-CZ-NH2	-5.57	117.51	120.30
54	BA	166	U	O4'-C1'-N1	5.57	112.66	108.20
21	AA	936	C	N3-C2-O2	-5.57	118.00	121.90
54	BA	1637	A	C6-C5-N7	5.57	136.20	132.30
54	BA	2285	C	N3-C2-O2	-5.57	118.00	121.90
54	BA	2548	U	O4'-C1'-N1	5.57	112.66	108.20
21	AA	44	A	C5-C6-N1	5.57	120.48	117.70
21	AA	913	A	P-O3'-C3'	5.57	126.38	119.70
54	BA	157	C	N3-C2-O2	-5.57	118.00	121.90
54	BA	2376	A	C4-C5-C6	-5.57	114.22	117.00
16	AQ	63	CYS	O-C-N	-5.57	113.79	122.70
21	AA	252	U	C1'-O4'-C4'	-5.57	105.45	109.90
21	AA	316	C	N3-C2-O2	-5.57	118.00	121.90
54	BA	1551	A	C4-C5-C6	-5.57	114.22	117.00
21	AA	742	G	C5-C6-N1	5.57	114.28	111.50
54	BA	761	A	C4-C5-C6	-5.57	114.22	117.00
54	BA	1045	C	O4'-C1'-N1	5.57	112.65	108.20
54	BA	1901	A	C4-C5-C6	-5.57	114.22	117.00
54	BA	1727	C	N3-C2-O2	-5.56	118.01	121.90
21	AA	1056	U	O4'-C1'-N1	5.56	112.65	108.20
54	BA	2113	U	N3-C2-O2	-5.56	118.31	122.20
2	AC	53	ARG	NE-CZ-NH1	5.56	123.08	120.30
21	AA	1071	C	N3-C2-O2	-5.56	118.01	121.90

Continued on next page...

Continued from previous page...

Mol	Chain	Res	Type	Atoms	Z	Observed(°)	Ideal(°)
21	AA	1174	G	N1-C6-O6	-5.56	116.56	119.90
54	BA	1760	C	O4'-C1'-N1	5.56	112.65	108.20
21	AA	974	A	C4-C5-C6	-5.56	114.22	117.00
54	BA	119	A	C6-C5-N7	5.56	136.19	132.30
54	BA	990	A	C5'-C4'-O4'	5.56	115.77	109.10
54	BA	1499	C	O4'-C1'-N1	5.56	112.65	108.20
54	BA	1833	C	N1-C2-O2	5.56	122.23	118.90
54	BA	2335	A	C4-C5-C6	-5.56	114.22	117.00
35	BM	59	ARG	NE-CZ-NH1	5.55	123.08	120.30
54	BA	1020	A	C4-C5-C6	-5.55	114.22	117.00
54	BA	2112	G	N3-C4-C5	-5.55	125.82	128.60
54	BA	2657	A	C4-C5-C6	-5.55	114.22	117.00
21	AA	777	A	C4-C5-C6	-5.55	114.22	117.00
21	AA	1204	A	C4-C5-C6	-5.55	114.22	117.00
54	BA	298	G	N1-C6-O6	-5.55	116.57	119.90
54	BA	412	A	C4-C5-C6	-5.55	114.22	117.00
54	BA	1089	A	C4-C5-C6	-5.55	114.22	117.00
54	BA	1362	C	N3-C2-O2	-5.55	118.02	121.90
54	BA	2039	U	O4'-C1'-N1	5.55	112.64	108.20
3	AD	164	ARG	NE-CZ-NH1	5.55	123.07	120.30
54	BA	857	G	N1-C6-O6	-5.55	116.57	119.90
21	AA	972	C	C1'-O4'-C4'	-5.54	105.46	109.90
54	BA	1453	A	C4-C5-C6	-5.54	114.23	117.00
54	BA	1647	U	C1'-O4'-C4'	-5.54	105.46	109.90
54	BA	326	G	O4'-C1'-N9	5.54	112.64	108.20
54	BA	2825	G	C8-N9-C4	-5.54	104.18	106.40
21	AA	300	A	C4-C5-C6	-5.54	114.23	117.00
21	AA	1167	A	C4-C5-C6	-5.54	114.23	117.00
54	BA	115	C	N3-C2-O2	-5.54	118.02	121.90
54	BA	216	A	N1-C6-N6	-5.54	115.28	118.60
54	BA	2807	U	O4'-C1'-N1	5.54	112.63	108.20
10	AK	121	ARG	NE-CZ-NH1	5.54	123.07	120.30
22	A1	76	A	C4-C5-C6	-5.54	114.23	117.00
54	BA	393	C	O4'-C1'-N1	5.54	112.63	108.20
54	BA	2308	G	P-O3'-C3'	5.54	126.35	119.70
54	BA	2564	A	C4-C5-C6	-5.54	114.23	117.00
54	BA	505	A	C4-C5-C6	-5.54	114.23	117.00
54	BA	1849	G	O4'-C1'-N9	5.54	112.63	108.20
54	BA	2031	A	C4-C5-C6	-5.54	114.23	117.00
54	BA	2498	C	N3-C2-O2	-5.54	118.02	121.90
54	BA	322	A	C4-C5-C6	-5.54	114.23	117.00
54	BA	2562	U	O4'-C1'-N1	5.54	112.63	108.20

Continued on next page...

Continued from previous page...

Mol	Chain	Res	Type	Atoms	Z	Observed(°)	Ideal(°)
54	BA	233	A	C4-C5-C6	-5.54	114.23	117.00
54	BA	1063	G	C1'-O4'-C4'	-5.54	105.47	109.90
54	BA	1260	A	C6-C5-N7	5.54	136.17	132.30
54	BA	2296	U	C3'-C2'-C1'	5.54	105.93	101.50
21	AA	466	A	C4-C5-C6	-5.53	114.23	117.00
54	BA	164	C	O4'-C1'-N1	5.53	112.63	108.20
21	AA	802	A	O4'-C1'-N9	5.53	112.62	108.20
54	BA	632	A	C4-C5-C6	-5.53	114.23	117.00
21	AA	77	A	C4-C5-C6	-5.53	114.23	117.00
54	BA	1690	A	C4-C5-C6	-5.53	114.23	117.00
54	BA	1795	C	O4'-C1'-N1	5.53	112.62	108.20
54	BA	2180	U	N3-C2-O2	-5.53	118.33	122.20
21	AA	663	A	C4-C5-C6	-5.53	114.23	117.00
23	A2	80	C	N3-C2-O2	-5.53	118.03	121.90
54	BA	2726	A	C3'-C2'-C1'	5.53	105.92	101.50
54	BA	2853	C	N1-C2-O2	5.53	122.22	118.90
55	BB	80	U	O4'-C1'-N1	5.53	112.62	108.20
21	AA	266	G	O4'-C1'-N9	5.53	112.62	108.20
21	AA	395	C	N3-C2-O2	-5.53	118.03	121.90
21	AA	831	A	C6-C5-N7	5.53	136.17	132.30
28	BF	79	ARG	NE-CZ-NH1	5.53	123.06	120.30
54	BA	677	A	O4'-C1'-N9	5.53	112.62	108.20
54	BA	983	A	C4-C5-C6	-5.53	114.24	117.00
54	BA	2794	C	N3-C2-O2	-5.53	118.03	121.90
54	BA	2825	G	N3-C4-C5	-5.53	125.84	128.60
21	AA	47	C	C2-N3-C4	-5.53	117.14	119.90
54	BA	422	A	C4-C5-C6	-5.53	114.24	117.00
54	BA	610	C	O4'-C1'-N1	5.53	112.62	108.20
54	BA	1148	U	C1'-O4'-C4'	-5.53	105.48	109.90
54	BA	1774	C	O4'-C1'-N1	5.53	112.62	108.20
21	AA	401	C	N3-C2-O2	-5.52	118.03	121.90
54	BA	316	C	N3-C2-O2	-5.52	118.03	121.90
54	BA	1520	U	O4'-C1'-N1	5.52	112.62	108.20
54	BA	2077	A	C4-C5-C6	-5.52	114.24	117.00
54	BA	2651	C	N3-C2-O2	-5.52	118.03	121.90
21	AA	978	A	C4-C5-C6	-5.52	114.24	117.00
27	BE	69	ARG	NE-CZ-NH2	-5.52	117.54	120.30
54	BA	246	C	N3-C2-O2	-5.52	118.03	121.90
54	BA	581	C	N3-C2-O2	-5.52	118.03	121.90
54	BA	684	G	N3-C2-N2	-5.52	116.03	119.90
54	BA	1463	C	N3-C2-O2	-5.52	118.03	121.90
54	BA	1505	A	C6-C5-N7	5.52	136.16	132.30

Continued on next page...

Continued from previous page...

Mol	Chain	Res	Type	Atoms	Z	Observed(°)	Ideal(°)
54	BA	1612	C	N3-C2-O2	-5.52	118.03	121.90
54	BA	2819	G	N1-C6-O6	-5.52	116.59	119.90
54	BA	205	G	N1-C6-O6	-5.52	116.59	119.90
54	BA	1694	C	N3-C2-O2	-5.52	118.03	121.90
21	AA	903	G	N1-C6-O6	-5.52	116.59	119.90
21	AA	1194	U	O4'-C1'-N1	5.52	112.61	108.20
21	AA	1400	C	N1-C2-O2	5.52	122.21	118.90
54	BA	1351	C	N3-C2-O2	-5.52	118.04	121.90
54	BA	337	C	N3-C2-O2	-5.52	118.04	121.90
54	BA	534	U	O4'-C1'-N1	5.52	112.61	108.20
54	BA	549	G	O4'-C1'-N9	5.52	112.61	108.20
54	BA	1490	A	N1-C6-N6	-5.52	115.29	118.60
54	BA	2195	U	O4'-C1'-N1	5.52	112.61	108.20
54	BA	2277	G	N1-C6-O6	-5.52	116.59	119.90
21	AA	1297	G	N7-C8-N9	5.51	115.86	113.10
54	BA	1012	U	O4'-C1'-N1	5.51	112.61	108.20
54	BA	2072	C	N3-C2-O2	-5.51	118.04	121.90
54	BA	2758	A	C4-C5-C6	-5.51	114.24	117.00
24	A3	25	U	C3'-C2'-C1'	-5.51	97.09	101.50
21	AA	1252	A	N1-C6-N6	-5.51	115.29	118.60
47	BY	7	ARG	NE-CZ-NH2	-5.51	117.54	120.30
54	BA	528	A	C4-C5-C6	-5.51	114.24	117.00
54	BA	737	C	N3-C2-O2	-5.51	118.04	121.90
54	BA	2187	U	O4'-C1'-N1	5.51	112.61	108.20
21	AA	918	A	C4-C5-C6	-5.51	114.25	117.00
21	AA	1168	U	O4'-C1'-N1	5.51	112.61	108.20
22	A1	68	C	N3-C2-O2	-5.51	118.04	121.90
54	BA	829	A	C4-C5-C6	-5.51	114.25	117.00
54	BA	1300	G	N3-C2-N2	-5.51	116.04	119.90
54	BA	1872	A	C4-C5-C6	-5.51	114.25	117.00
54	BA	1886	U	O4'-C1'-N1	5.51	112.61	108.20
54	BA	2703	C	O4'-C1'-N1	5.51	112.61	108.20
54	BA	646	U	N3-C2-O2	-5.51	118.35	122.20
55	BB	41	G	N1-C6-O6	-5.51	116.60	119.90
54	BA	1150	C	N3-C2-O2	-5.50	118.05	121.90
54	BA	2362	C	N3-C2-O2	-5.50	118.05	121.90
8	AI	122	ARG	CD-NE-CZ	5.50	131.31	123.60
21	AA	560	A	C4-C5-C6	-5.50	114.25	117.00
54	BA	933	A	O4'-C1'-N9	5.50	112.60	108.20
54	BA	1385	A	C4-C5-C6	-5.50	114.25	117.00
54	BA	1761	C	N1-C2-O2	5.50	122.20	118.90
21	AA	374	A	C4-C5-C6	-5.50	114.25	117.00

Continued on next page...

Continued from previous page...

Mol	Chain	Res	Type	Atoms	Z	Observed(°)	Ideal(°)
54	BA	432	A	C4-C5-C6	-5.50	114.25	117.00
54	BA	910	A	C6-C5-N7	5.50	136.15	132.30
54	BA	2458	G	O4'-C1'-N9	5.50	112.60	108.20
54	BA	1123	C	N3-C2-O2	-5.50	118.05	121.90
54	BA	2483	C	N1-C2-O2	5.50	122.20	118.90
21	AA	976	G	O4'-C1'-N9	5.50	112.60	108.20
21	AA	1066	C	O4'-C1'-N1	5.50	112.60	108.20
54	BA	730	A	O4'-C1'-N9	5.50	112.60	108.20
54	BA	1063	G	O4'-C1'-N9	5.50	112.60	108.20
54	BA	1731	G	N3-C4-C5	-5.50	125.85	128.60
54	BA	2279	G	N1-C6-O6	-5.50	116.60	119.90
54	BA	2554	U	O4'-C1'-N1	5.50	112.60	108.20
40	BR	78	ARG	NE-CZ-NH2	5.50	123.05	120.30
21	AA	182	A	C4-C5-C6	-5.49	114.25	117.00
21	AA	711	G	N1-C6-O6	-5.49	116.60	119.90
54	BA	2169	A	C4-C5-C6	-5.49	114.25	117.00
54	BA	2298	A	C4-C5-C6	-5.49	114.25	117.00
36	BN	71	ARG	NE-CZ-NH1	5.49	123.05	120.30
54	BA	1936	A	C4-C5-C6	-5.49	114.25	117.00
54	BA	2089	C	N1-C2-O2	5.49	122.19	118.90
54	BA	2661	G	N3-C2-N2	-5.49	116.06	119.90
21	AA	1080	A	C4-C5-C6	-5.49	114.25	117.00
54	BA	211	C	N3-C2-O2	-5.49	118.06	121.90
21	AA	737	C	N3-C2-O2	-5.49	118.06	121.90
54	BA	289	G	N1-C6-O6	-5.49	116.61	119.90
12	AM	2	ARG	NE-CZ-NH2	5.49	123.04	120.30
54	BA	1802	A	C4-C5-C6	-5.49	114.26	117.00
21	AA	1225	A	C4-C5-C6	-5.48	114.26	117.00
21	AA	1246	A	C4-C5-C6	-5.48	114.26	117.00
54	BA	1438	U	C2-N1-C1'	5.48	124.28	117.70
54	BA	1670	C	N3-C2-O2	-5.48	118.06	121.90
54	BA	1748	C	O4'-C1'-N1	5.48	112.58	108.20
54	BA	2132	U	N3-C2-O2	-5.48	118.36	122.20
21	AA	1265	C	N3-C2-O2	-5.48	118.06	121.90
21	AA	1375	A	C4-C5-C6	-5.48	114.26	117.00
54	BA	364	C	N3-C2-O2	-5.48	118.06	121.90
21	AA	781	A	C4-C5-C6	-5.48	114.26	117.00
22	A1	36	C	N1-C2-O2	5.48	122.19	118.90
21	AA	167	A	C4-C5-C6	-5.48	114.26	117.00
54	BA	141	G	O4'-C1'-N9	5.48	112.58	108.20
54	BA	1439	A	C4-C5-C6	-5.48	114.26	117.00
54	BA	2263	C	N3-C2-O2	-5.48	118.07	121.90

Continued on next page...

Continued from previous page...

Mol	Chain	Res	Type	Atoms	Z	Observed(°)	Ideal(°)
54	BA	2417	C	O4'-C1'-N1	5.48	112.58	108.20
54	BA	1289	C	N3-C2-O2	-5.48	118.07	121.90
54	BA	571	U	O4'-C1'-N1	5.47	112.58	108.20
21	AA	179	A	C3'-C2'-C1'	5.47	105.88	101.50
21	AA	548	G	N3-C2-N2	-5.47	116.07	119.90
21	AA	1489	G	N1-C6-O6	-5.47	116.62	119.90
24	A3	75	C	N3-C2-O2	-5.47	118.07	121.90
54	BA	272	A	C4-C5-C6	-5.47	114.26	117.00
54	BA	1073	A	O4'-C1'-N9	5.47	112.58	108.20
54	BA	2044	C	N3-C2-O2	-5.47	118.07	121.90
54	BA	2374	C	N1-C2-O2	5.47	122.18	118.90
21	AA	1311	A	C6-C5-N7	5.47	136.13	132.30
21	AA	71	A	O4'-C1'-N9	5.47	112.58	108.20
54	BA	2163	A	O4'-C1'-N9	5.47	112.58	108.20
54	BA	2275	C	O4'-C1'-N1	5.47	112.58	108.20
21	AA	437	U	O4'-C1'-N1	5.47	112.57	108.20
21	AA	496	A	C1'-O4'-C4'	-5.47	105.53	109.90
54	BA	1057	A	C4-C5-C6	-5.47	114.27	117.00
54	BA	1992	G	C5-C6-N1	5.47	114.23	111.50
21	AA	1227	A	C4-C5-C6	-5.47	114.27	117.00
54	BA	38	A	C4'-C3'-C2'	-5.47	97.13	102.60
54	BA	493	G	N3-C4-C5	-5.47	125.87	128.60
54	BA	765	C	N1-C2-O2	5.47	122.18	118.90
21	AA	394	G	N3-C4-C5	-5.46	125.87	128.60
29	BG	162	ARG	NE-CZ-NH1	5.46	123.03	120.30
54	BA	2268	A	N1-C6-N6	-5.46	115.32	118.60
21	AA	253	A	C4-C5-C6	-5.46	114.27	117.00
54	BA	1134	A	C4-C5-C6	-5.46	114.27	117.00
54	BA	1996	C	N1-C2-O2	5.46	122.18	118.90
21	AA	114	U	O4'-C1'-N1	5.46	112.57	108.20
54	BA	487	C	N1-C2-O2	5.46	122.18	118.90
54	BA	1796	U	O4'-C1'-N1	5.46	112.57	108.20
54	BA	2098	U	O4'-C1'-N1	5.46	112.57	108.20
54	BA	218	A	C4-C5-C6	-5.46	114.27	117.00
21	AA	109	A	O4'-C1'-N9	5.46	112.57	108.20
21	AA	229	U	N3-C2-O2	-5.46	118.38	122.20
54	BA	48	G	C5'-C4'-C3'	-5.46	107.27	116.00
54	BA	1309	G	N1-C6-O6	-5.46	116.62	119.90
54	BA	1497	U	O4'-C1'-N1	5.46	112.57	108.20
21	AA	1427	C	N1-C2-O2	5.46	122.17	118.90
27	BE	170	ARG	NH1-CZ-NH2	-5.46	113.40	119.40
54	BA	428	A	C4-C5-C6	-5.46	114.27	117.00

Continued on next page...

Continued from previous page...

Mol	Chain	Res	Type	Atoms	Z	Observed(°)	Ideal(°)
54	BA	1270	C	N1-C2-O2	5.46	122.17	118.90
54	BA	2096	C	N1-C2-O2	5.46	122.17	118.90
21	AA	277	C	N3-C2-O2	-5.46	118.08	121.90
54	BA	143	C	N3-C2-O2	-5.46	118.08	121.90
54	BA	195	A	C4-C5-C6	-5.45	114.27	117.00
54	BA	476	G	N1-C6-O6	-5.45	116.63	119.90
54	BA	981	A	C4-C5-C6	-5.45	114.27	117.00
54	BA	1118	C	N1-C2-O2	5.45	122.17	118.90
21	AA	120	A	C4-C5-C6	-5.45	114.27	117.00
21	AA	1146	A	C4-C5-C6	-5.45	114.27	117.00
21	AA	65	A	O4'-C1'-N9	5.45	112.56	108.20
21	AA	176	C	C1'-O4'-C4'	-5.45	105.54	109.90
21	AA	470	C	O4'-C1'-N1	5.45	112.56	108.20
21	AA	794	A	C6-C5-N7	5.45	136.12	132.30
54	BA	385	C	N1-C2-O2	5.45	122.17	118.90
54	BA	849	A	C4-C5-C6	-5.45	114.28	117.00
54	BA	2556	C	O4'-C1'-N1	5.45	112.56	108.20
21	AA	55	A	C4-C5-C6	-5.45	114.28	117.00
21	AA	933	G	N1-C6-O6	-5.45	116.63	119.90
54	BA	1292	G	C1'-O4'-C4'	-5.45	105.54	109.90
54	BA	1359	A	C4-C5-C6	-5.45	114.28	117.00
54	BA	1535	A	C4-C5-C6	-5.45	114.28	117.00
54	BA	1990	C	N1-C2-O2	5.45	122.17	118.90
54	BA	2575	C	N3-C2-O2	-5.45	118.09	121.90
54	BA	357	C	N1-C2-O2	5.45	122.17	118.90
54	BA	1207	C	N3-C2-O2	-5.45	118.09	121.90
21	AA	36	C	N3-C2-O2	-5.45	118.09	121.90
21	AA	1493	A	C4-C5-C6	-5.45	114.28	117.00
54	BA	543	G	N1-C6-O6	-5.45	116.63	119.90
54	BA	2793	C	O4'-C1'-N1	5.45	112.56	108.20
21	AA	830	G	N3-C2-N2	-5.44	116.09	119.90
54	BA	998	C	O4'-C1'-N1	5.44	112.56	108.20
54	BA	1106	G	C8-N9-C4	-5.44	104.22	106.40
21	AA	618	C	N3-C2-O2	-5.44	118.09	121.90
54	BA	1033	U	O4'-C1'-N1	5.44	112.56	108.20
54	BA	1818	U	O4'-C1'-N1	5.44	112.55	108.20
54	BA	2143	C	N3-C2-O2	-5.44	118.09	121.90
55	BB	73	A	C4-C5-C6	-5.44	114.28	117.00
41	BS	84	ARG	NE-CZ-NH1	5.44	123.02	120.30
54	BA	548	G	N1-C6-O6	-5.44	116.64	119.90
54	BA	1530	G	N3-C2-N2	-5.44	116.09	119.90
21	AA	206	C	N3-C2-O2	-5.44	118.09	121.90

Continued on next page...

Continued from previous page...

Mol	Chain	Res	Type	Atoms	Z	Observed(°)	Ideal(°)
23	A2	93	U	O4'-C1'-N1	5.44	112.55	108.20
54	BA	403	U	N3-C2-O2	-5.44	118.39	122.20
54	BA	740	C	O4'-C1'-N1	5.44	112.55	108.20
54	BA	1947	C	N1-C2-O2	5.44	122.16	118.90
23	A2	84	G	O4'-C1'-N9	5.44	112.55	108.20
54	BA	6	A	C4-C5-C6	-5.44	114.28	117.00
54	BA	2855	C	O4'-C1'-N1	5.44	112.55	108.20
21	AA	518	C	N1-C2-O2	5.43	122.16	118.90
22	A1	32	C	N3-C2-O2	-5.43	118.10	121.90
45	BW	10	ARG	NE-CZ-NH1	5.43	123.02	120.30
54	BA	1573	G	O4'-C1'-N9	5.43	112.55	108.20
21	AA	65	A	C4-C5-C6	-5.43	114.28	117.00
21	AA	368	U	N3-C2-O2	-5.43	118.40	122.20
21	AA	601	G	N1-C6-O6	-5.43	116.64	119.90
21	AA	1096	C	N1-C2-O2	5.43	122.16	118.90
21	AA	1228	C	O4'-C1'-N1	5.43	112.55	108.20
54	BA	912	C	N3-C2-O2	-5.43	118.10	121.90
54	BA	1221	C	O4'-C1'-N1	5.43	112.55	108.20
21	AA	1155	A	C6-C5-N7	5.43	136.10	132.30
39	BQ	49	ARG	NE-CZ-NH2	-5.43	117.58	120.30
54	BA	2372	U	O4'-C1'-N1	5.43	112.55	108.20
54	BA	2498	C	O4'-C1'-N1	5.43	112.55	108.20
54	BA	2697	G	N1-C6-O6	-5.43	116.64	119.90
21	AA	171	A	C6-C5-N7	5.43	136.10	132.30
54	BA	27	G	O4'-C1'-N9	5.43	112.54	108.20
54	BA	221	A	C4-C5-C6	-5.43	114.28	117.00
54	BA	1719	G	N1-C6-O6	-5.43	116.64	119.90
54	BA	1837	C	N3-C4-N4	-5.43	114.20	118.00
54	BA	975	A	C4-C5-C6	-5.43	114.29	117.00
54	BA	2789	C	O4'-C1'-N1	5.43	112.54	108.20
21	AA	55	A	C3'-C2'-C1'	-5.43	97.16	101.50
21	AA	264	C	N1-C2-O2	5.43	122.16	118.90
21	AA	1183	U	N3-C2-O2	-5.43	118.40	122.20
21	AA	1480	A	C4-C5-C6	-5.43	114.29	117.00
22	A1	11	C	N3-C2-O2	-5.43	118.10	121.90
54	BA	2354	C	O4'-C1'-N1	5.43	112.54	108.20
21	AA	770	C	N3-C2-O2	-5.42	118.10	121.90
54	BA	192	C	N3-C4-C5	5.42	124.07	121.90
54	BA	544	C	O4'-C1'-N1	5.42	112.54	108.20
54	BA	1030	C	N3-C2-O2	-5.42	118.10	121.90
54	BA	2084	C	N1-C2-O2	5.42	122.15	118.90
39	BQ	91	ARG	NH1-CZ-NH2	-5.42	113.44	119.40

Continued on next page...

Continued from previous page...

Mol	Chain	Res	Type	Atoms	Z	Observed(°)	Ideal(°)
54	BA	870	U	O4'-C1'-N1	5.42	112.54	108.20
55	BB	17	C	O4'-C1'-N1	5.42	112.54	108.20
21	AA	286	C	N1-C2-O2	5.42	122.15	118.90
21	AA	778	G	N7-C8-N9	5.42	115.81	113.10
21	AA	1423	G	N1-C6-O6	-5.42	116.65	119.90
54	BA	500	G	N1-C6-O6	-5.42	116.65	119.90
54	BA	2753	A	C6-C5-N7	5.42	136.09	132.30
54	BA	2769	U	O4'-C1'-N1	5.42	112.53	108.20
54	BA	1755	A	C6-C5-N7	5.42	136.09	132.30
21	AA	365	U	N3-C2-O2	-5.42	118.41	122.20
54	BA	254	G	N1-C6-O6	-5.42	116.65	119.90
54	BA	1609	A	C4-C5-C6	-5.42	114.29	117.00
54	BA	1871	A	C6-C5-N7	5.42	136.09	132.30
54	BA	2380	C	N3-C4-C5	5.42	124.07	121.90
54	BA	662	G	O4'-C1'-N9	5.41	112.53	108.20
54	BA	1060	U	N3-C2-O2	-5.41	118.41	122.20
54	BA	1333	G	N1-C6-O6	-5.41	116.65	119.90
54	BA	2204	G	N3-C2-N2	-5.41	116.11	119.90
55	BB	28	C	N3-C2-O2	-5.41	118.11	121.90
54	BA	1240	U	O4'-C1'-N1	5.41	112.53	108.20
54	BA	1664	A	C3'-C2'-C1'	5.41	105.83	101.50
54	BA	2435	A	C4-C5-C6	-5.41	114.30	117.00
55	BB	107	G	C3'-C2'-C1'	5.41	105.83	101.50
54	BA	1875	G	N3-C2-N2	-5.41	116.11	119.90
54	BA	2030	A	C1'-O4'-C4'	-5.41	105.57	109.90
54	BA	2053	G	N1-C6-O6	-5.41	116.66	119.90
54	BA	2054	A	C4-C5-C6	-5.41	114.30	117.00
54	BA	2314	A	C4-C5-C6	-5.41	114.30	117.00
3	AD	80	ARG	NE-CZ-NH2	-5.41	117.60	120.30
54	BA	257	C	O4'-C1'-N1	5.41	112.53	108.20
54	BA	403	U	O4'-C1'-N1	5.41	112.53	108.20
15	AP	35	ARG	NE-CZ-NH1	5.41	123.00	120.30
21	AA	729	A	C4-C5-C6	-5.41	114.30	117.00
21	AA	1480	A	N9-C1'-C2'	-5.41	106.06	112.00
54	BA	1477	A	C4-C5-C6	-5.41	114.30	117.00
54	BA	1547	C	O4'-C1'-N1	5.41	112.52	108.20
54	BA	1574	C	N3-C4-C5	5.41	124.06	121.90
54	BA	1834	U	O4'-C1'-N1	5.41	112.53	108.20
54	BA	2449	U	N3-C2-O2	-5.41	118.42	122.20
11	AL	98	ARG	NE-CZ-NH1	5.40	123.00	120.30
13	AN	53	ARG	NE-CZ-NH1	5.40	123.00	120.30
54	BA	2716	C	C4'-C3'-C2'	-5.40	97.20	102.60

Continued on next page...

Continued from previous page...

Mol	Chain	Res	Type	Atoms	Z	Observed(°)	Ideal(°)
55	BB	15	A	C4-C5-C6	-5.40	114.30	117.00
21	AA	382	A	C4-C5-C6	-5.40	114.30	117.00
21	AA	1021	A	C6-C5-N7	5.40	136.08	132.30
54	BA	25	U	O4'-C1'-N1	5.40	112.52	108.20
54	BA	149	A	C4-C5-C6	-5.40	114.30	117.00
54	BA	549	G	C3'-C2'-C1'	5.40	105.82	101.50
54	BA	1247	A	O4'-C1'-N9	5.40	112.52	108.20
54	BA	1295	C	N3-C2-O2	-5.40	118.12	121.90
54	BA	1982	U	O4'-C1'-N1	5.40	112.52	108.20
54	BA	2683	C	O4'-C1'-N1	5.40	112.52	108.20
21	AA	330	C	N3-C2-O2	-5.40	118.12	121.90
21	AA	1273	C	N3-C2-O2	-5.40	118.12	121.90
54	BA	930	G	N1-C6-O6	-5.40	116.66	119.90
21	AA	1130	A	C4-C5-C6	-5.40	114.30	117.00
54	BA	1533	C	N1-C2-O2	5.40	122.14	118.90
54	BA	2883	A	C4-C5-C6	-5.40	114.30	117.00
21	AA	96	U	O4'-C1'-N1	5.40	112.52	108.20
21	AA	529	G	N1-C6-O6	-5.40	116.66	119.90
21	AA	960	U	N3-C2-O2	-5.40	118.42	122.20
54	BA	2812	G	N1-C6-O6	-5.40	116.66	119.90
55	BB	3	C	O4'-C1'-N1	5.40	112.52	108.20
54	BA	1605	C	N1-C2-O2	5.40	122.14	118.90
21	AA	377	G	O4'-C1'-N9	5.39	112.52	108.20
21	AA	1469	C	N1-C2-O2	5.39	122.14	118.90
54	BA	450	G	N3-C4-C5	-5.39	125.90	128.60
54	BA	640	C	N1-C2-O2	5.39	122.14	118.90
54	BA	2086	U	O4'-C1'-N1	5.39	112.52	108.20
54	BA	2394	C	O4'-C1'-N1	5.39	112.52	108.20
21	AA	1252	A	C4-C5-C6	-5.39	114.30	117.00
54	BA	1064	C	O4'-C1'-N1	5.39	112.51	108.20
54	BA	1174	U	O4'-C1'-N1	5.39	112.51	108.20
54	BA	1916	A	C6-C5-N7	5.39	136.07	132.30
21	AA	466	A	O4'-C1'-N9	5.39	112.51	108.20
21	AA	1271	A	O4'-C1'-N9	5.39	112.51	108.20
33	BK	71	ARG	NE-CZ-NH1	5.39	123.00	120.30
21	AA	760	G	N1-C6-O6	-5.39	116.67	119.90
54	BA	1665	A	O4'-C1'-N9	5.39	112.51	108.20
54	BA	2573	C	N1-C2-O2	5.39	122.13	118.90
21	AA	1310	G	N1-C6-O6	-5.39	116.67	119.90
23	A2	88	U	C1'-O4'-C4'	-5.39	105.59	109.90
54	BA	1290	C	N3-C2-O2	-5.39	118.13	121.90
54	BA	1572	A	C4-C5-C6	-5.39	114.31	117.00

Continued on next page...

Continued from previous page...

Mol	Chain	Res	Type	Atoms	Z	Observed(°)	Ideal(°)
21	AA	282	A	C6-C5-N7	5.39	136.07	132.30
33	BK	70	ARG	NE-CZ-NH1	5.39	122.99	120.30
54	BA	1118	C	O4'-C1'-N1	5.39	112.51	108.20
54	BA	1493	C	N1-C2-O2	5.39	122.13	118.90
54	BA	1583	A	C4-C5-C6	-5.39	114.31	117.00
54	BA	1940	U	N3-C2-O2	-5.39	118.43	122.20
21	AA	69	G	N3-C4-C5	-5.38	125.91	128.60
21	AA	1347	G	C4'-C3'-C2'	-5.38	97.22	102.60
11	AL	120	ARG	NE-CZ-NH1	5.38	122.99	120.30
54	BA	30	G	N1-C6-O6	-5.38	116.67	119.90
54	BA	764	A	C4-C5-C6	-5.38	114.31	117.00
54	BA	1810	A	C4-C5-C6	-5.38	114.31	117.00
21	AA	1038	C	N1-C2-O2	5.38	122.13	118.90
21	AA	25	C	N1-C2-O2	5.38	122.13	118.90
54	BA	1608	A	C4-C5-C6	-5.38	114.31	117.00
54	BA	2669	G	C5'-C4'-O4'	5.38	115.56	109.10
14	AO	71	ARG	NE-CZ-NH1	5.38	122.99	120.30
21	AA	704	A	C6-C5-N7	5.38	136.06	132.30
21	AA	787	A	N1-C6-N6	-5.38	115.37	118.60
21	AA	995	C	N3-C2-O2	-5.38	118.14	121.90
54	BA	353	C	N1-C2-O2	5.38	122.13	118.90
54	BA	549	G	N3-C4-C5	-5.38	125.91	128.60
54	BA	1039	A	C4-C5-C6	-5.38	114.31	117.00
54	BA	1072	C	N1-C2-O2	5.38	122.13	118.90
54	BA	1905	C	N1-C2-O2	5.38	122.13	118.90
54	BA	2501	C	N1-C2-O2	5.38	122.13	118.90
54	BA	51	G	O4'-C1'-N9	5.38	112.50	108.20
54	BA	1706	C	O4'-C1'-N1	5.38	112.50	108.20
21	AA	980	C	C3'-C2'-C1'	5.38	105.80	101.50
54	BA	203	A	C4-C5-C6	-5.38	114.31	117.00
54	BA	60	G	O4'-C1'-N9	5.37	112.50	108.20
54	BA	275	C	N1-C2-O2	5.37	122.12	118.90
54	BA	1566	A	C4-C5-C6	-5.37	114.31	117.00
21	AA	1240	U	N3-C2-O2	-5.37	118.44	122.20
54	BA	969	G	N7-C8-N9	5.37	115.79	113.10
54	BA	1967	C	N1-C2-O2	5.37	122.12	118.90
54	BA	2127	G	N1-C6-O6	-5.37	116.68	119.90
54	BA	2260	C	N3-C2-O2	-5.37	118.14	121.90
21	AA	714	G	N3-C2-N2	-5.37	116.14	119.90
55	BB	87	U	N3-C2-O2	-5.37	118.44	122.20
21	AA	579	A	C4-C5-C6	-5.37	114.32	117.00
21	AA	622	A	C6-C5-N7	5.37	136.06	132.30

Continued on next page...

Continued from previous page...

Mol	Chain	Res	Type	Atoms	Z	Observed(°)	Ideal(°)
24	A3	41	C	N3-C2-O2	-5.37	118.14	121.90
54	BA	331	C	N1-C2-O2	5.37	122.12	118.90
54	BA	1771	C	N1-C2-O2	5.37	122.12	118.90
54	BA	191	A	C4-C5-C6	-5.37	114.32	117.00
14	AO	63	ARG	NE-CZ-NH1	5.37	122.98	120.30
21	AA	1501	C	N1-C2-O2	5.37	122.12	118.90
54	BA	383	C	N3-C2-O2	-5.37	118.14	121.90
54	BA	1391	U	O4'-C1'-N1	5.37	112.49	108.20
21	AA	415	A	C4-C5-C6	-5.36	114.32	117.00
21	AA	934	C	O4'-C1'-N1	5.36	112.49	108.20
54	BA	1226	A	C4-C5-C6	-5.36	114.32	117.00
54	BA	1367	A	C4-C5-C6	-5.36	114.32	117.00
54	BA	2078	C	N1-C2-O2	5.36	122.12	118.90
54	BA	2476	A	C4-C5-C6	-5.36	114.32	117.00
21	AA	1147	C	N3-C2-O2	-5.36	118.15	121.90
54	BA	1046	A	C4-C5-C6	-5.36	114.32	117.00
21	AA	145	G	N1-C6-O6	-5.36	116.68	119.90
21	AA	837	U	O4'-C1'-N1	5.36	112.49	108.20
54	BA	267	C	N3-C2-O2	-5.36	118.15	121.90
54	BA	821	A	C6-C5-N7	5.36	136.05	132.30
54	BA	1862	G	N1-C6-O6	-5.36	116.68	119.90
54	BA	959	A	C1'-O4'-C4'	-5.36	105.61	109.90
55	BB	33	G	N3-C2-N2	-5.36	116.15	119.90
21	AA	370	C	N1-C2-O2	5.36	122.11	118.90
54	BA	863	A	C4-C5-C6	-5.36	114.32	117.00
54	BA	2452	C	N3-C4-C5	5.36	124.04	121.90
21	AA	536	C	N1-C2-O2	5.36	122.11	118.90
54	BA	955	U	O4'-C1'-N1	5.36	112.48	108.20
54	BA	1760	C	N1-C2-O2	5.36	122.11	118.90
54	BA	1972	G	N1-C6-O6	-5.36	116.69	119.90
21	AA	111	G	O4'-C1'-N9	5.35	112.48	108.20
23	A2	80	C	N1-C2-O2	5.35	122.11	118.90
54	BA	791	C	O4'-C1'-N1	5.35	112.48	108.20
54	BA	2046	G	N1-C6-O6	-5.35	116.69	119.90
54	BA	2646	C	O4'-C1'-N1	5.35	112.48	108.20
21	AA	28	A	N1-C6-N6	-5.35	115.39	118.60
21	AA	354	G	N3-C2-N2	-5.35	116.15	119.90
54	BA	1048	A	C4-C5-C6	-5.35	114.32	117.00
54	BA	1230	A	C1'-O4'-C4'	-5.35	105.62	109.90
54	BA	2627	G	N1-C6-O6	-5.35	116.69	119.90
54	BA	2397	G	N1-C6-O6	-5.35	116.69	119.90
54	BA	2632	A	C6-C5-N7	5.35	136.05	132.30

Continued on next page...

Continued from previous page...

Mol	Chain	Res	Type	Atoms	Z	Observed(°)	Ideal(°)
54	BA	1196	C	N3-C2-O2	-5.35	118.16	121.90
54	BA	1681	G	O4'-C1'-N9	5.35	112.48	108.20
21	AA	1081	A	C4-C5-C6	-5.35	114.33	117.00
26	BD	141	ARG	NH1-CZ-NH2	-5.35	113.52	119.40
54	BA	332	A	C4-C5-C6	-5.35	114.33	117.00
54	BA	601	C	N1-C2-O2	5.35	122.11	118.90
54	BA	860	U	O4'-C1'-N1	5.35	112.48	108.20
54	BA	2039	U	N3-C2-O2	-5.35	118.46	122.20
54	BA	2342	C	N1-C2-O2	5.35	122.11	118.90
55	BB	36	C	N1-C2-O2	5.35	122.11	118.90
54	BA	1343	G	N1-C6-O6	-5.35	116.69	119.90
54	BA	1105	U	O4'-C1'-N1	5.34	112.48	108.20
54	BA	1331	G	N1-C6-O6	-5.34	116.69	119.90
54	BA	1682	G	C3'-C2'-C1'	5.34	105.78	101.50
54	BA	2602	A	C1'-O4'-C4'	-5.34	105.62	109.90
21	AA	1128	C	N1-C2-O2	5.34	122.11	118.90
54	BA	1689	A	C4-C5-C6	-5.34	114.33	117.00
54	BA	2730	C	N1-C2-O2	5.34	122.11	118.90
1	AB	206	ILE	CA-C-N	5.34	128.95	117.20
21	AA	406	G	N3-C2-N2	-5.34	116.16	119.90
21	AA	694	A	C4-C5-C6	-5.34	114.33	117.00
21	AA	968	A	C4-C5-C6	-5.34	114.33	117.00
21	AA	1048	G	N1-C6-O6	-5.34	116.69	119.90
39	BQ	63	ARG	NE-CZ-NH2	-5.34	117.63	120.30
54	BA	2159	G	N1-C6-O6	-5.34	116.69	119.90
54	BA	2232	C	C5'-C4'-O4'	5.34	115.51	109.10
54	BA	2342	C	O4'-C1'-N1	5.34	112.47	108.20
54	BA	2470	G	N1-C6-O6	-5.34	116.70	119.90
54	BA	1836	C	N3-C2-O2	-5.34	118.16	121.90
54	BA	15	G	N1-C6-O6	-5.34	116.70	119.90
54	BA	992	C	C5'-C4'-O4'	5.34	115.51	109.10
54	BA	1876	A	C4-C5-C6	-5.34	114.33	117.00
54	BA	2708	G	P-O3'-C3'	5.34	126.11	119.70
54	BA	2759	G	O4'-C1'-N9	5.34	112.47	108.20
25	BC	47	ARG	CD-NE-CZ	5.34	131.07	123.60
27	BE	61	ARG	NE-CZ-NH2	-5.34	117.63	120.30
54	BA	907	G	O4'-C1'-N9	5.34	112.47	108.20
54	BA	1043	C	N1-C2-O2	5.34	122.10	118.90
21	AA	993	G	N3-C4-C5	-5.33	125.93	128.60
21	AA	182	A	O4'-C1'-N9	5.33	112.47	108.20
21	AA	681	A	C4-C5-C6	-5.33	114.33	117.00
21	AA	1448	C	N3-C2-O2	-5.33	118.17	121.90

Continued on next page...

Continued from previous page...

Mol	Chain	Res	Type	Atoms	Z	Observed(°)	Ideal(°)
54	BA	1186	G	N1-C6-O6	-5.33	116.70	119.90
21	AA	1192	C	O4'-C1'-N1	5.33	112.47	108.20
54	BA	1682	G	O4'-C1'-N9	5.33	112.47	108.20
54	BA	1822	C	C4'-C3'-C2'	-5.33	97.27	102.60
54	BA	1983	G	N1-C6-O6	-5.33	116.70	119.90
54	BA	1335	C	N1-C2-O2	5.33	122.10	118.90
21	AA	443	C	O4'-C1'-N1	5.33	112.46	108.20
34	BL	132	ARG	NE-CZ-NH1	5.33	122.97	120.30
54	BA	783	A	C6-C5-N7	5.33	136.03	132.30
54	BA	1073	A	C4-C5-C6	-5.33	114.33	117.00
21	AA	1382	C	N3-C2-O2	-5.33	118.17	121.90
7	AH	76	ARG	NE-CZ-NH1	5.33	122.96	120.30
21	AA	148	G	O4'-C1'-N9	5.33	112.46	108.20
22	A1	29	U	O4'-C1'-N1	5.33	112.46	108.20
54	BA	464	U	C5-C6-N1	-5.33	120.04	122.70
54	BA	1481	U	N3-C2-O2	-5.33	118.47	122.20
54	BA	2074	U	O4'-C1'-N1	5.33	112.46	108.20
54	BA	2403	C	N1-C2-O2	5.33	122.09	118.90
54	BA	2897	U	O4'-C1'-N1	5.33	112.46	108.20
21	AA	75	G	N3-C2-N2	-5.32	116.17	119.90
21	AA	251	G	N1-C6-O6	-5.32	116.71	119.90
21	AA	747	A	C6-C5-N7	5.32	136.02	132.30
21	AA	1218	C	N1-C2-O2	5.32	122.09	118.90
21	AA	1534	A	O4'-C1'-N9	5.32	112.46	108.20
54	BA	1041	G	N1-C6-O6	-5.32	116.71	119.90
21	AA	186	C	N1-C2-O2	5.32	122.09	118.90
21	AA	625	U	O4'-C1'-N1	5.32	112.45	108.20
54	BA	2639	A	C4-C5-C6	-5.32	114.34	117.00
54	BA	2755	C	N1-C2-O2	5.32	122.09	118.90
21	AA	254	G	N1-C6-O6	-5.32	116.71	119.90
21	AA	1500	A	C4-C5-C6	-5.32	114.34	117.00
54	BA	794	A	C3'-C2'-C1'	5.32	105.75	101.50
54	BA	1267	U	O4'-C1'-N1	5.32	112.45	108.20
54	BA	2062	A	C4-C5-C6	-5.32	114.34	117.00
21	AA	1359	C	N1-C2-O2	5.31	122.09	118.90
54	BA	689	A	C4-C5-C6	-5.31	114.34	117.00
54	BA	1332	G	N1-C6-O6	-5.31	116.71	119.90
54	BA	1987	A	C6-C5-N7	5.31	136.02	132.30
21	AA	554	A	C4-C5-C6	-5.31	114.34	117.00
21	AA	801	U	O4'-C1'-N1	5.31	112.45	108.20
21	AA	805	C	N3-C2-O2	-5.31	118.18	121.90
21	AA	1301	U	O4'-C1'-N1	5.31	112.45	108.20

Continued on next page...

Continued from previous page...

Mol	Chain	Res	Type	Atoms	Z	Observed(°)	Ideal(°)
22	A1	9	A	C4-C5-C6	-5.31	114.34	117.00
54	BA	1843	C	O4'-C1'-N1	5.31	112.45	108.20
55	BB	26	C	N1-C2-O2	5.31	122.09	118.90
54	BA	2757	A	C4-C5-C6	-5.31	114.34	117.00
21	AA	128	G	N1-C6-O6	-5.31	116.72	119.90
54	BA	1270	C	O4'-C1'-N1	5.31	112.45	108.20
21	AA	47	C	N3-C4-C5	5.31	124.02	121.90
21	AA	764	C	N1-C2-O2	5.30	122.08	118.90
21	AA	779	C	N1-C2-O2	5.30	122.08	118.90
23	A2	80	C	P-O3'-C3'	5.30	126.06	119.70
54	BA	336	C	O4'-C1'-N1	5.30	112.44	108.20
54	BA	731	C	O4'-C1'-N1	5.30	112.44	108.20
54	BA	2407	A	C4-C5-C6	-5.30	114.35	117.00
54	BA	2617	U	O4'-C1'-N1	5.30	112.44	108.20
21	AA	259	G	N3-C2-N2	-5.30	116.19	119.90
24	A3	62	C	N1-C2-O2	5.30	122.08	118.90
21	AA	1320	C	C1'-O4'-C4'	-5.30	105.66	109.90
40	BR	80	ARG	CD-NE-CZ	5.30	131.02	123.60
54	BA	1856	U	O4'-C1'-N1	5.30	112.44	108.20
54	BA	2215	C	N1-C2-O2	5.30	122.08	118.90
54	BA	2453	A	O4'-C1'-N9	5.30	112.44	108.20
21	AA	1053	G	N1-C6-O6	-5.30	116.72	119.90
21	AA	1512	U	N3-C2-O2	-5.30	118.49	122.20
54	BA	947	A	C6-C5-N7	5.30	136.01	132.30
54	BA	1554	U	O4'-C1'-N1	5.30	112.44	108.20
54	BA	1633	G	N1-C6-O6	-5.30	116.72	119.90
54	BA	1906	G	N1-C6-O6	-5.30	116.72	119.90
54	BA	2221	G	C5-C6-N1	5.30	114.15	111.50
54	BA	2853	C	O4'-C1'-N1	5.30	112.44	108.20
55	BB	82	U	O4'-C1'-N1	5.30	112.44	108.20
21	AA	590	U	O4'-C1'-N1	5.30	112.44	108.20
21	AA	717	U	O4'-C1'-N1	5.30	112.44	108.20
21	AA	1103	C	N1-C2-O2	5.30	122.08	118.90
21	AA	934	C	N1-C2-O2	5.30	122.08	118.90
24	A3	1	C	N3-C4-C5	5.30	124.02	121.90
54	BA	915	C	N1-C2-O2	5.30	122.08	118.90
54	BA	1859	U	O4'-C1'-N1	5.30	112.44	108.20
21	AA	612	C	N3-C2-O2	-5.29	118.19	121.90
54	BA	2551	C	N1-C2-O2	5.29	122.08	118.90
54	BA	739	A	C4-C5-C6	-5.29	114.35	117.00
21	AA	539	A	C4-C5-C6	-5.29	114.35	117.00
54	BA	817	C	C5'-C4'-O4'	5.29	115.45	109.10

Continued on next page...

Continued from previous page...

Mol	Chain	Res	Type	Atoms	Z	Observed(°)	Ideal(°)
54	BA	1439	A	C1'-O4'-C4'	-5.29	105.67	109.90
54	BA	2309	A	C4-C5-C6	-5.29	114.35	117.00
54	BA	2344	U	N3-C2-O2	-5.29	118.50	122.20
54	BA	1498	C	N1-C2-O2	5.29	122.07	118.90
21	AA	315	A	O4'-C1'-N9	5.29	112.43	108.20
21	AA	981	U	O4'-C1'-N1	5.29	112.43	108.20
45	BW	19	ARG	NH1-CZ-NH2	-5.29	113.58	119.40
54	BA	1076	C	O4'-C1'-N1	5.29	112.43	108.20
54	BA	1512	C	O4'-C1'-N1	5.29	112.43	108.20
54	BA	2058	A	O4'-C1'-N9	5.29	112.43	108.20
54	BA	2274	A	C4-C5-C6	-5.29	114.36	117.00
54	BA	1670	C	O4'-C1'-N1	5.29	112.43	108.20
21	AA	862	C	N3-C2-O2	-5.29	118.20	121.90
21	AA	1032	G	O4'-C1'-N9	5.29	112.43	108.20
21	AA	1403	C	N1-C2-O2	5.29	122.07	118.90
21	AA	1484	C	O4'-C1'-N1	5.29	112.43	108.20
54	BA	501	A	C4-C5-C6	-5.29	114.36	117.00
54	BA	837	C	N1-C2-O2	5.29	122.07	118.90
21	AA	509	A	C6-C5-N7	5.28	136.00	132.30
24	A3	63	C	N1-C2-O2	5.28	122.07	118.90
54	BA	2788	C	N1-C2-O2	5.28	122.07	118.90
21	AA	1236	A	C4-C5-C6	-5.28	114.36	117.00
54	BA	1934	C	O4'-C1'-N1	5.28	112.43	108.20
25	BC	166	ARG	NE-CZ-NH1	5.28	122.94	120.30
54	BA	2087	G	O4'-C1'-N9	5.28	112.42	108.20
54	BA	1237	A	C1'-O4'-C4'	-5.28	105.68	109.90
54	BA	1797	G	N1-C6-O6	-5.28	116.73	119.90
54	BA	2384	U	O4'-C1'-N1	5.28	112.42	108.20
54	BA	2542	A	C4-C5-C6	-5.28	114.36	117.00
21	AA	553	A	C5-C6-N1	5.28	120.34	117.70
54	BA	97	C	N1-C2-O2	5.28	122.07	118.90
54	BA	444	C	N1-C2-O2	5.28	122.07	118.90
54	BA	977	G	C5-C6-N1	5.28	114.14	111.50
54	BA	1706	C	N1-C2-O2	5.28	122.07	118.90
54	BA	2368	C	N1-C2-O2	5.28	122.07	118.90
21	AA	122	G	C5-C6-N1	5.28	114.14	111.50
55	BB	57	A	C6-C5-N7	5.28	135.99	132.30
21	AA	705	G	N1-C6-O6	-5.27	116.74	119.90
24	A3	74	A	C4-C5-C6	-5.27	114.36	117.00
54	BA	1544	A	C4-C5-C6	-5.27	114.36	117.00
54	BA	1830	C	N3-C2-O2	-5.27	118.21	121.90
54	BA	1924	C	N1-C2-O2	5.27	122.06	118.90

Continued on next page...

Continued from previous page...

Mol	Chain	Res	Type	Atoms	Z	Observed(°)	Ideal(°)
54	BA	2297	A	C4-C5-C6	-5.27	114.36	117.00
55	BB	20	G	C5'-C4'-O4'	5.27	115.43	109.10
55	BB	101	A	C4-C5-C6	-5.27	114.36	117.00
21	AA	670	G	N1-C6-O6	-5.27	116.74	119.90
54	BA	28	A	C6-C5-N7	5.27	135.99	132.30
54	BA	1293	C	O4'-C1'-N1	5.27	112.42	108.20
54	BA	1996	C	N3-C2-O2	-5.27	118.21	121.90
54	BA	2491	U	O4'-C1'-N1	5.27	112.42	108.20
3	AD	61	ARG	NE-CZ-NH1	5.27	122.93	120.30
21	AA	68	G	N3-C2-N2	-5.27	116.21	119.90
21	AA	971	G	N1-C6-O6	-5.27	116.74	119.90
54	BA	177	G	N1-C6-O6	-5.27	116.74	119.90
54	BA	366	C	O4'-C1'-N1	5.27	112.42	108.20
54	BA	990	A	C4-C5-C6	-5.27	114.37	117.00
28	BF	132	ARG	NE-CZ-NH1	5.27	122.93	120.30
21	AA	665	A	C6-C5-N7	5.26	135.99	132.30
21	AA	722	G	C5-C6-N1	5.26	114.13	111.50
21	AA	1320	C	N1-C2-O2	5.26	122.06	118.90
54	BA	517	C	N1-C2-O2	5.26	122.06	118.90
54	BA	1508	A	C1'-O4'-C4'	-5.26	105.69	109.90
21	AA	347	G	N3-C4-C5	-5.26	125.97	128.60
21	AA	556	C	N1-C2-O2	5.26	122.06	118.90
54	BA	467	G	N3-C4-C5	-5.26	125.97	128.60
21	AA	19	A	C6-C5-N7	5.26	135.98	132.30
21	AA	198	G	C5-C6-N1	5.26	114.13	111.50
21	AA	420	U	O4'-C1'-N1	5.26	112.41	108.20
21	AA	519	C	N3-C2-O2	-5.26	118.22	121.90
21	AA	967	C	N1-C2-O2	5.26	122.06	118.90
54	BA	893	C	N1-C2-O2	5.26	122.06	118.90
54	BA	1473	G	O4'-C1'-N9	5.26	112.41	108.20
54	BA	2045	C	N1-C2-O2	5.26	122.06	118.90
54	BA	2767	C	N1-C2-O2	5.26	122.06	118.90
21	AA	449	G	N1-C6-O6	-5.26	116.74	119.90
21	AA	1242	G	O4'-C1'-N9	5.26	112.41	108.20
21	AA	1322	C	N1-C2-O2	5.26	122.06	118.90
21	AA	1457	G	C5-C6-N1	5.26	114.13	111.50
54	BA	2034	U	C3'-C2'-C1'	5.26	105.71	101.50
54	BA	2196	C	O4'-C1'-N1	5.26	112.41	108.20
54	BA	2473	U	N3-C2-O2	-5.26	118.52	122.20
54	BA	2641	G	N1-C6-O6	-5.26	116.75	119.90
54	BA	241	A	O4'-C1'-N9	5.26	112.41	108.20
54	BA	1029	A	C4-C5-C6	-5.26	114.37	117.00

Continued on next page...

Continued from previous page...

Mol	Chain	Res	Type	Atoms	Z	Observed(°)	Ideal(°)
11	AL	93	ARG	NH1-CZ-NH2	-5.26	113.62	119.40
21	AA	1381	U	O4'-C1'-N1	5.26	112.41	108.20
54	BA	705	A	C4'-C3'-C2'	-5.26	97.34	102.60
54	BA	1558	C	N1-C2-O2	5.26	122.05	118.90
54	BA	2425	A	P-O3'-C3'	5.26	126.01	119.70
21	AA	1518	A	C6-C5-N7	5.25	135.98	132.30
54	BA	181	A	C4-C5-C6	-5.25	114.37	117.00
54	BA	290	U	O4'-C1'-N1	5.25	112.40	108.20
54	BA	2310	C	N3-C2-O2	-5.25	118.22	121.90
54	BA	2052	A	C4-C5-C6	-5.25	114.37	117.00
54	BA	558	U	O4'-C1'-N1	5.25	112.40	108.20
54	BA	2738	A	O4'-C1'-N9	5.25	112.40	108.20
22	A1	13	C	N3-C2-O2	-5.25	118.22	121.90
54	BA	125	A	C4-C5-C6	-5.25	114.38	117.00
21	AA	816	A	C4-C5-C6	-5.25	114.38	117.00
21	AA	962	C	N1-C2-O2	5.25	122.05	118.90
21	AA	1085	U	N3-C2-O2	-5.25	118.53	122.20
54	BA	620	G	N1-C6-O6	-5.25	116.75	119.90
54	BA	1305	C	O4'-C1'-N1	5.25	112.40	108.20
54	BA	1938	A	C4-C5-C6	-5.25	114.38	117.00
21	AA	169	C	O4'-C1'-N1	5.25	112.40	108.20
21	AA	575	G	O4'-C1'-N9	5.25	112.40	108.20
21	AA	618	C	C1'-O4'-C4'	-5.25	105.70	109.90
21	AA	637	C	N3-C2-O2	-5.25	118.23	121.90
21	AA	1297	G	N3-C4-C5	-5.25	125.98	128.60
21	AA	1200	C	N1-C2-O2	5.24	122.05	118.90
35	BM	55	ARG	NH1-CZ-NH2	-5.24	113.63	119.40
54	BA	345	A	C4-C5-C6	-5.24	114.38	117.00
54	BA	2242	G	N1-C6-O6	-5.24	116.75	119.90
21	AA	1125	U	O4'-C1'-N1	5.24	112.39	108.20
54	BA	2291	U	N3-C2-O2	-5.24	118.53	122.20
54	BA	2475	C	N3-C2-O2	-5.24	118.23	121.90
21	AA	1279	G	N3-C4-C5	-5.24	125.98	128.60
22	A1	20	G	N1-C6-O6	-5.24	116.75	119.90
24	A3	65	G	N1-C6-O6	-5.24	116.75	119.90
54	BA	506	G	N1-C6-O6	-5.24	116.76	119.90
54	BA	971	G	N3-C4-C5	-5.24	125.98	128.60
54	BA	1168	G	N1-C6-O6	-5.24	116.75	119.90
54	BA	1680	U	O4'-C1'-N1	5.24	112.39	108.20
54	BA	2164	C	C3'-C2'-C1'	5.24	105.69	101.50
54	BA	2851	A	C6-C5-N7	5.24	135.97	132.30
54	BA	1400	U	O4'-C1'-N1	5.24	112.39	108.20

Continued on next page...

Continued from previous page...

Mol	Chain	Res	Type	Atoms	Z	Observed(°)	Ideal(°)
54	BA	2306	C	O4'-C1'-N1	5.24	112.39	108.20
54	BA	2645	G	N3-C4-C5	-5.24	125.98	128.60
21	AA	380	G	N1-C6-O6	-5.24	116.76	119.90
21	AA	1275	A	C6-C5-N7	5.24	135.97	132.30
54	BA	2474	U	N3-C2-O2	-5.24	118.53	122.20
21	AA	207	C	N1-C2-O2	5.24	122.04	118.90
21	AA	779	C	C1'-O4'-C4'	-5.24	105.71	109.90
22	A1	38	A	C4-C5-C6	-5.24	114.38	117.00
23	A2	81	U	O4'-C1'-N1	5.24	112.39	108.20
54	BA	372	G	C8-N9-C4	-5.24	104.31	106.40
54	BA	2307	G	N3-C4-C5	-5.24	125.98	128.60
54	BA	2289	G	N1-C6-O6	-5.23	116.76	119.90
54	BA	570	G	C8-N9-C4	-5.23	104.31	106.40
54	BA	1219	U	O4'-C1'-N1	5.23	112.39	108.20
54	BA	1236	G	N3-C2-N2	-5.23	116.24	119.90
54	BA	2200	C	C3'-C2'-C1'	5.23	105.69	101.50
14	AO	62	ARG	NE-CZ-NH1	5.23	122.92	120.30
21	AA	647	C	O4'-C1'-N1	5.23	112.38	108.20
21	AA	1273	C	O4'-C1'-N1	5.23	112.38	108.20
21	AA	1369	C	N1-C2-O2	5.23	122.04	118.90
54	BA	485	C	O4'-C1'-N1	5.23	112.39	108.20
54	BA	513	A	C4-C5-C6	-5.23	114.39	117.00
54	BA	621	A	C4-C5-C6	-5.23	114.39	117.00
54	BA	643	A	C6-C5-N7	5.23	135.96	132.30
54	BA	1387	A	C4-C5-C6	-5.23	114.38	117.00
54	BA	2517	C	N1-C2-O2	5.23	122.04	118.90
54	BA	2614	A	C6-C5-N7	5.23	135.96	132.30
21	AA	63	C	N1-C2-O2	5.23	122.04	118.90
21	AA	1067	A	C6-C5-N7	5.23	135.96	132.30
22	A1	57	G	N1-C6-O6	-5.23	116.76	119.90
54	BA	50	U	N3-C2-O2	-5.23	118.54	122.20
54	BA	452	G	N3-C4-C5	-5.23	125.98	128.60
21	AA	43	C	O4'-C1'-N1	5.23	112.38	108.20
21	AA	473	U	O4'-C1'-N1	5.23	112.38	108.20
21	AA	1032	G	N3-C2-N2	-5.23	116.24	119.90
24	A3	1	C	N1-C2-O2	5.23	122.04	118.90
54	BA	1625	C	N1-C2-O2	5.23	122.04	118.90
21	AA	275	G	N1-C6-O6	-5.23	116.76	119.90
21	AA	138	G	N1-C6-O6	-5.22	116.77	119.90
21	AA	1030	U	N3-C2-O2	-5.22	118.54	122.20
54	BA	715	A	C4-C5-C6	-5.22	114.39	117.00
54	BA	979	A	C6-C5-N7	5.22	135.96	132.30

Continued on next page...

Continued from previous page...

Mol	Chain	Res	Type	Atoms	Z	Observed(°)	Ideal(°)
54	BA	1071	G	C3'-C2'-C1'	5.22	105.68	101.50
54	BA	2618	G	N1-C6-O6	-5.22	116.77	119.90
54	BA	2765	A	C4-C5-C6	-5.22	114.39	117.00
55	BB	4	C	O4'-C1'-N1	5.22	112.38	108.20
21	AA	924	C	C6-N1-C2	-5.22	118.21	120.30
21	AA	1112	C	N3-C2-O2	-5.22	118.24	121.90
54	BA	1985	C	N3-C2-O2	-5.22	118.25	121.90
21	AA	234	C	O4'-C1'-N1	5.22	112.38	108.20
21	AA	334	C	N1-C2-O2	5.22	122.03	118.90
21	AA	1037	C	N1-C2-O2	5.22	122.03	118.90
54	BA	337	C	C4'-C3'-C2'	-5.22	97.38	102.60
54	BA	1198	U	N3-C2-O2	-5.22	118.55	122.20
21	AA	388	G	N1-C6-O6	-5.22	116.77	119.90
21	AA	926	G	O4'-C1'-N9	5.22	112.37	108.20
21	AA	1263	C	O4'-C1'-N1	5.22	112.38	108.20
54	BA	527	C	C5'-C4'-C3'	-5.22	107.65	116.00
54	BA	532	A	C4-C5-C6	-5.22	114.39	117.00
54	BA	2138	G	N1-C6-O6	-5.22	116.77	119.90
21	AA	624	C	O4'-C1'-N1	5.22	112.37	108.20
21	AA	940	C	O4'-C1'-N1	5.22	112.37	108.20
54	BA	587	C	N1-C2-O2	5.22	122.03	118.90
54	BA	844	A	C6-C5-N7	5.22	135.95	132.30
54	BA	1638	C	N1-C2-O2	5.22	122.03	118.90
54	BA	1985	C	O4'-C1'-N1	5.22	112.37	108.20
54	BA	2545	G	N1-C6-O6	-5.22	116.77	119.90
21	AA	1251	A	C6-C5-N7	5.21	135.95	132.30
21	AA	1256	A	C4-C5-C6	-5.21	114.39	117.00
54	BA	335	C	N1-C2-O2	5.21	122.03	118.90
54	BA	2103	C	N1-C2-O2	5.21	122.03	118.90
21	AA	212	G	O4'-C1'-N9	5.21	112.37	108.20
21	AA	716	A	C6-C5-N7	5.21	135.95	132.30
54	BA	2776	A	C4-C5-C6	-5.21	114.39	117.00
21	AA	46	G	N1-C6-O6	-5.21	116.77	119.90
21	AA	1336	C	N1-C2-O2	5.21	122.03	118.90
54	BA	1893	C	O4'-C1'-N1	5.21	112.37	108.20
54	BA	2201	G	N7-C8-N9	5.21	115.71	113.10
54	BA	2543	G	N3-C2-N2	-5.21	116.25	119.90
54	BA	2791	G	N3-C4-C5	-5.21	125.99	128.60
21	AA	1149	C	N1-C2-O2	5.21	122.03	118.90
21	AA	1008	U	O4'-C1'-N1	5.21	112.37	108.20
54	BA	259	G	N3-C4-C5	-5.21	126.00	128.60
54	BA	1172	C	O4'-C1'-N1	5.21	112.37	108.20

Continued on next page...

Continued from previous page...

Mol	Chain	Res	Type	Atoms	Z	Observed(°)	Ideal(°)
54	BA	2702	G	C5-C6-N1	5.21	114.11	111.50
55	BB	89	U	N3-C2-O2	-5.21	118.55	122.20
21	AA	398	U	O4'-C1'-N1	5.21	112.37	108.20
21	AA	720	C	N3-C2-O2	-5.21	118.26	121.90
24	A3	47	G	C5-C6-N1	5.21	114.10	111.50
54	BA	442	G	O4'-C1'-N9	5.21	112.37	108.20
54	BA	1216	G	N1-C6-O6	-5.21	116.78	119.90
54	BA	1285	A	C4-C5-C6	-5.21	114.40	117.00
55	BB	23	G	N1-C6-O6	-5.21	116.78	119.90
36	BN	64	ARG	NE-CZ-NH1	5.21	122.90	120.30
39	BQ	47	ARG	NE-CZ-NH1	5.21	122.90	120.30
54	BA	2131	U	O4'-C1'-N1	5.21	112.36	108.20
54	BA	2752	C	O4'-C1'-N1	5.21	112.36	108.20
21	AA	72	A	C6-C5-N7	5.20	135.94	132.30
21	AA	352	C	C6-N1-C2	-5.20	118.22	120.30
21	AA	559	A	C4-C5-C6	-5.20	114.40	117.00
54	BA	278	A	C4-C5-C6	-5.20	114.40	117.00
54	BA	2380	C	N1-C2-O2	5.20	122.02	118.90
54	BA	2420	C	O4'-C1'-N1	5.20	112.36	108.20
55	BB	27	C	N1-C2-O2	5.20	122.02	118.90
21	AA	1413	A	C6-C5-N7	5.20	135.94	132.30
54	BA	1819	A	C4-C5-C6	-5.20	114.40	117.00
54	BA	2681	C	N1-C2-O2	5.20	122.02	118.90
21	AA	469	C	N1-C2-O2	5.20	122.02	118.90
21	AA	685	G	C8-N9-C4	-5.20	104.32	106.40
54	BA	1227	G	C5-C6-N1	5.20	114.10	111.50
54	BA	1851	U	O4'-C1'-N1	5.20	112.36	108.20
54	BA	2738	A	C6-C5-N7	5.20	135.94	132.30
3	AD	62	ARG	NE-CZ-NH1	5.20	122.90	120.30
21	AA	832	G	C5-C6-N1	5.20	114.10	111.50
50	B1	5	ARG	NE-CZ-NH1	5.20	122.90	120.30
54	BA	610	C	N3-C2-O2	-5.20	118.26	121.90
54	BA	1110	G	C5-C6-N1	5.20	114.10	111.50
54	BA	2403	C	O4'-C1'-N1	5.20	112.36	108.20
54	BA	922	C	N1-C2-O2	5.20	122.02	118.90
54	BA	985	C	N1-C2-O2	5.20	122.02	118.90
54	BA	2264	C	O4'-C1'-N1	5.20	112.36	108.20
13	AN	9	ARG	NE-CZ-NH1	5.20	122.90	120.30
21	AA	778	G	N3-C2-N2	-5.20	116.26	119.90
14	AO	16	ARG	NE-CZ-NH2	-5.19	117.70	120.30
21	AA	1301	U	N3-C2-O2	-5.19	118.56	122.20
21	AA	1433	A	C6-C5-N7	5.19	135.94	132.30

Continued on next page...

Continued from previous page...

Mol	Chain	Res	Type	Atoms	Z	Observed(°)	Ideal(°)
24	A3	19	G	N3-C2-N2	-5.19	116.26	119.90
39	BQ	69	ARG	NH1-CZ-NH2	-5.19	113.69	119.40
54	BA	232	G	N1-C6-O6	-5.19	116.78	119.90
54	BA	249	C	N3-C4-C5	5.19	123.98	121.90
54	BA	2275	C	N1-C2-O2	5.19	122.02	118.90
54	BA	194	G	N1-C6-O6	-5.19	116.78	119.90
54	BA	1298	C	N1-C2-O2	5.19	122.02	118.90
54	BA	1703	G	N1-C6-O6	-5.19	116.78	119.90
54	BA	2427	C	N1-C2-O2	5.19	122.02	118.90
55	BB	19	C	O4'-C1'-N1	5.19	112.35	108.20
10	AK	68	ARG	NE-CZ-NH1	5.19	122.89	120.30
21	AA	818	G	N3-C4-C5	-5.19	126.00	128.60
54	BA	48	G	N1-C6-O6	-5.19	116.79	119.90
54	BA	1929	G	C1'-O4'-C4'	-5.19	105.75	109.90
54	BA	2260	C	O4'-C1'-N1	5.19	112.35	108.20
55	BB	42	C	O4'-C1'-N1	5.19	112.35	108.20
21	AA	1162	C	N3-C2-O2	-5.19	118.27	121.90
54	BA	288	U	O4'-C1'-N1	5.19	112.35	108.20
54	BA	477	A	C4-C5-C6	-5.19	114.41	117.00
54	BA	991	C	N1-C2-O2	5.19	122.01	118.90
54	BA	1823	G	C5'-C4'-O4'	5.19	115.33	109.10
21	AA	381	C	C5'-C4'-C3'	-5.19	107.70	116.00
21	AA	5	U	N3-C2-O2	-5.19	118.57	122.20
21	AA	733	G	N1-C6-O6	-5.19	116.79	119.90
54	BA	2577	A	C4-C5-C6	-5.19	114.41	117.00
21	AA	341	C	N3-C2-O2	-5.18	118.27	121.90
54	BA	15	G	O4'-C1'-N9	5.18	112.35	108.20
54	BA	931	U	N3-C2-O2	-5.18	118.57	122.20
54	BA	2037	A	C4-C5-C6	-5.18	114.41	117.00
54	BA	2084	C	O4'-C1'-N1	5.18	112.35	108.20
54	BA	2696	U	O4'-C1'-N1	5.18	112.35	108.20
21	AA	508	U	N3-C2-O2	-5.18	118.57	122.20
21	AA	806	C	N3-C2-O2	-5.18	118.27	121.90
21	AA	1448	C	O4'-C1'-N1	5.18	112.35	108.20
54	BA	141	G	N3-C4-C5	-5.18	126.01	128.60
21	AA	222	C	N3-C2-O2	-5.18	118.27	121.90
21	AA	1135	U	O4'-C1'-N1	5.18	112.34	108.20
21	AA	1370	G	O4'-C1'-N9	5.18	112.34	108.20
21	AA	1377	A	C6-C5-N7	5.18	135.93	132.30
54	BA	842	U	O4'-C1'-N1	5.18	112.34	108.20
54	BA	905	A	C6-C5-N7	5.18	135.93	132.30
54	BA	2254	C	N1-C2-O2	5.18	122.01	118.90

Continued on next page...

Continued from previous page...

Mol	Chain	Res	Type	Atoms	Z	Observed(°)	Ideal(°)
18	AS	2	ARG	CD-NE-CZ	5.18	130.85	123.60
54	BA	1592	C	O4'-C1'-N1	5.18	112.34	108.20
54	BA	2893	A	C6-C5-N7	5.18	135.92	132.30
21	AA	1402	C	N3-C2-O2	-5.18	118.28	121.90
54	BA	346	A	C4-C5-C6	-5.18	114.41	117.00
54	BA	686	U	C5'-C4'-C3'	-5.18	107.72	116.00
54	BA	707	G	N1-C6-O6	-5.18	116.79	119.90
54	BA	1048	A	C5'-C4'-O4'	5.18	115.31	109.10
54	BA	1989	G	N3-C2-N2	-5.18	116.28	119.90
54	BA	2332	C	C3'-C2'-C1'	5.18	105.64	101.50
54	BA	2619	C	N1-C2-O2	5.18	122.01	118.90
21	AA	1031	C	N1-C2-O2	5.17	122.00	118.90
21	AA	715	A	C4-C5-C6	-5.17	114.41	117.00
54	BA	1095	A	C4-C5-C6	-5.17	114.41	117.00
54	BA	2296	U	O4'-C1'-N1	5.17	112.34	108.20
11	AL	30	ARG	NE-CZ-NH1	5.17	122.89	120.30
21	AA	152	A	O4'-C1'-N9	5.17	112.34	108.20
21	AA	1238	A	C6-C5-N7	5.17	135.92	132.30
38	BP	112	ARG	NE-CZ-NH1	5.17	122.89	120.30
54	BA	463	G	O4'-C1'-N9	5.17	112.34	108.20
54	BA	598	U	O4'-C1'-N1	5.17	112.34	108.20
54	BA	2504	U	O4'-C1'-N1	5.17	112.34	108.20
17	AR	72	ARG	NH1-CZ-NH2	-5.17	113.72	119.40
21	AA	822	U	O4'-C1'-N1	5.17	112.33	108.20
21	AA	985	C	N1-C2-O2	5.17	122.00	118.90
21	AA	1010	U	O4'-C1'-N1	5.17	112.33	108.20
21	AA	1293	C	N1-C2-O2	5.17	122.00	118.90
54	BA	636	G	N1-C6-O6	-5.17	116.80	119.90
11	AL	85	ARG	NE-CZ-NH1	5.17	122.88	120.30
21	AA	151	A	C6-C5-N7	5.17	135.92	132.30
54	BA	846	U	N3-C2-O2	-5.17	118.58	122.20
54	BA	1280	G	N1-C6-O6	-5.17	116.80	119.90
54	BA	2162	G	N1-C6-O6	-5.17	116.80	119.90
54	BA	2167	U	O4'-C1'-N1	5.17	112.33	108.20
54	BA	2330	G	N1-C6-O6	-5.17	116.80	119.90
21	AA	49	U	C5-C6-N1	-5.17	120.12	122.70
24	A3	64	G	C3'-C2'-C1'	5.17	105.63	101.50
54	BA	475	C	C5'-C4'-O4'	5.17	115.30	109.10
54	BA	1125	G	C3'-C2'-C1'	5.17	105.63	101.50
54	BA	2258	C	N1-C2-O2	5.17	122.00	118.90
54	BA	2576	G	N3-C4-C5	-5.17	126.02	128.60
21	AA	383	A	C6-C5-N7	5.16	135.91	132.30

Continued on next page...

Continued from previous page...

Mol	Chain	Res	Type	Atoms	Z	Observed(°)	Ideal(°)
21	AA	778	G	N3-C4-C5	-5.16	126.02	128.60
54	BA	69	C	N1-C2-O2	5.16	122.00	118.90
54	BA	315	G	O4'-C1'-N9	5.16	112.33	108.20
54	BA	2638	G	N1-C6-O6	-5.16	116.80	119.90
10	AK	97	ARG	NE-CZ-NH1	5.16	122.88	120.30
54	BA	669	G	O4'-C1'-N9	5.16	112.33	108.20
54	BA	698	C	N3-C4-C5	5.16	123.96	121.90
54	BA	845	A	C4'-C3'-C2'	-5.16	97.44	102.60
54	BA	2095	A	O4'-C1'-N9	5.16	112.33	108.20
54	BA	2845	U	O4'-C1'-N1	5.16	112.33	108.20
55	BB	92	C	C3'-C2'-C1'	5.16	105.63	101.50
54	BA	662	G	N1-C6-O6	-5.16	116.81	119.90
54	BA	833	A	C4-C5-C6	-5.16	114.42	117.00
54	BA	1778	U	C5'-C4'-O4'	5.16	115.29	109.10
55	BB	97	C	N1-C2-O2	5.16	122.00	118.90
21	AA	909	A	O4'-C1'-N9	5.16	112.33	108.20
54	BA	1414	C	O4'-C1'-N1	5.16	112.33	108.20
21	AA	359	G	N1-C6-O6	-5.16	116.81	119.90
21	AA	448	A	C4-C5-C6	-5.16	114.42	117.00
21	AA	814	A	C4-C5-C6	-5.16	114.42	117.00
24	A3	68	C	N1-C2-O2	5.16	121.99	118.90
54	BA	211	C	O4'-C1'-N1	5.16	112.32	108.20
54	BA	1365	A	C4-C5-C6	-5.16	114.42	117.00
21	AA	123	U	O4'-C1'-N1	5.15	112.32	108.20
54	BA	459	U	O4'-C1'-N1	5.15	112.32	108.20
54	BA	964	C	N1-C2-O2	5.15	121.99	118.90
54	BA	1603	A	C4-C5-C6	-5.15	114.42	117.00
21	AA	30	U	O4'-C1'-N1	5.15	112.32	108.20
21	AA	54	C	N1-C2-O2	5.15	121.99	118.90
21	AA	1443	C	N1-C2-O2	5.15	121.99	118.90
42	BT	3	ARG	NE-CZ-NH1	5.15	122.88	120.30
54	BA	34	U	O4'-C1'-N1	5.15	112.32	108.20
54	BA	484	C	N1-C2-O2	5.15	121.99	118.90
21	AA	419	C	N1-C2-O2	5.15	121.99	118.90
21	AA	821	G	N1-C6-O6	-5.15	116.81	119.90
54	BA	868	U	O4'-C1'-N1	5.15	112.32	108.20
54	BA	1037	G	N1-C6-O6	-5.15	116.81	119.90
54	BA	1764	C	C5'-C4'-O4'	5.15	115.28	109.10
54	BA	2269	G	C5'-C4'-O4'	5.15	115.28	109.10
54	BA	2428	G	O4'-C4'-C3'	5.15	110.22	106.10
54	BA	2581	G	C5-C6-N1	5.15	114.08	111.50
54	BA	2778	A	C4-C5-C6	-5.15	114.42	117.00

Continued on next page...

Continued from previous page...

Mol	Chain	Res	Type	Atoms	Z	Observed(°)	Ideal(°)
54	BA	2828	G	C5-C6-N1	5.15	114.08	111.50
54	BA	959	A	C6-C5-N7	5.15	135.90	132.30
21	AA	512	U	O4'-C1'-N1	5.15	112.32	108.20
21	AA	1379	G	N1-C6-O6	-5.15	116.81	119.90
54	BA	933	A	C4-C5-C6	-5.15	114.43	117.00
54	BA	1117	C	N1-C2-O2	5.15	121.99	118.90
21	AA	90	C	N3-C2-O2	-5.15	118.30	121.90
21	AA	852	G	N1-C6-O6	-5.15	116.81	119.90
54	BA	1350	C	O4'-C1'-N1	5.15	112.32	108.20
54	BA	1650	A	C6-C5-N7	5.15	135.90	132.30
54	BA	1765	U	O4'-C1'-N1	5.15	112.32	108.20
54	BA	1788	C	O4'-C1'-N1	5.15	112.32	108.20
21	AA	1053	G	C3'-C2'-C1'	5.14	105.62	101.50
21	AA	1160	G	N3-C2-N2	-5.14	116.30	119.90
54	BA	253	C	O4'-C1'-N1	5.14	112.32	108.20
21	AA	1397	C	N1-C2-O2	5.14	121.98	118.90
54	BA	1828	G	C5-C6-N1	5.14	114.07	111.50
54	BA	2607	G	N1-C6-O6	-5.14	116.81	119.90
21	AA	363	A	C6-C5-N7	5.14	135.90	132.30
54	BA	800	A	C6-C5-N7	5.14	135.90	132.30
54	BA	1646	C	O4'-C1'-N1	5.14	112.31	108.20
21	AA	130	A	C6-C5-N7	5.14	135.90	132.30
21	AA	735	C	N1-C2-O2	5.14	121.98	118.90
21	AA	813	U	O4'-C1'-N1	5.14	112.31	108.20
21	AA	1137	C	N1-C2-O2	5.14	121.98	118.90
34	BL	21	ARG	NE-CZ-NH1	-5.14	117.73	120.30
54	BA	31	C	N1-C2-O2	5.14	121.98	118.90
54	BA	537	G	N7-C8-N9	5.14	115.67	113.10
54	BA	301	G	N1-C6-O6	-5.14	116.82	119.90
54	BA	1051	G	N1-C6-O6	-5.14	116.82	119.90
54	BA	1363	C	N1-C2-O2	5.14	121.98	118.90
54	BA	2566	A	C4-C5-C6	-5.14	114.43	117.00
21	AA	1333	A	C6-C5-N7	5.14	135.90	132.30
54	BA	114	U	O4'-C4'-C3'	5.14	110.21	106.10
54	BA	336	C	N1-C2-O2	5.14	121.98	118.90
54	BA	634	C	N1-C2-O2	5.14	121.98	118.90
54	BA	2106	U	O4'-C1'-N1	5.14	112.31	108.20
54	BA	2652	C	N3-C2-O2	-5.14	118.30	121.90
54	BA	330	A	O4'-C1'-N9	5.13	112.31	108.20
54	BA	2331	G	C3'-C2'-C1'	5.13	105.61	101.50
54	BA	2717	C	C5'-C4'-O4'	5.13	115.26	109.10
54	BA	33	C	N3-C2-O2	-5.13	118.31	121.90

Continued on next page...

Continued from previous page...

Mol	Chain	Res	Type	Atoms	Z	Observed(°)	Ideal(°)
54	BA	388	G	N1-C6-O6	-5.13	116.82	119.90
20	AU	16	ARG	NE-CZ-NH1	5.13	122.87	120.30
21	AA	935	A	C4-C5-C6	-5.13	114.43	117.00
21	AA	1272	G	N1-C6-O6	-5.13	116.82	119.90
54	BA	340	A	C4-C5-C6	-5.13	114.43	117.00
54	BA	1911	U	O4'-C1'-N1	5.13	112.31	108.20
54	BA	2824	C	O4'-C1'-N1	5.13	112.31	108.20
21	AA	102	G	N1-C6-O6	-5.13	116.82	119.90
54	BA	418	C	N1-C2-O2	5.13	121.98	118.90
54	BA	1841	U	O4'-C1'-N1	5.13	112.30	108.20
21	AA	753	A	C4-C5-C6	-5.13	114.44	117.00
54	BA	243	U	O4'-C1'-N1	5.13	112.30	108.20
54	BA	1014	A	C6-C5-N7	5.13	135.89	132.30
54	BA	1509	A	C4-C5-C6	-5.13	114.44	117.00
21	AA	156	C	N1-C2-O2	5.13	121.98	118.90
21	AA	1254	A	C6-C5-N7	5.13	135.89	132.30
21	AA	1287	A	C6-C5-N7	5.13	135.89	132.30
54	BA	502	A	C6-C5-N7	5.13	135.89	132.30
54	BA	774	G	C5-C6-N1	5.13	114.06	111.50
54	BA	1742	U	O4'-C1'-N1	5.13	112.30	108.20
54	BA	2400	G	N1-C6-O6	-5.13	116.82	119.90
54	BA	1092	C	O4'-C1'-N1	5.12	112.30	108.20
54	BA	2642	G	C4'-C3'-C2'	-5.12	97.47	102.60
27	BE	102	ARG	NE-CZ-NH2	-5.12	117.74	120.30
54	BA	1741	C	N1-C2-O2	5.12	121.97	118.90
54	BA	1975	G	C5-C6-N1	5.12	114.06	111.50
21	AA	708	C	O4'-C1'-N1	5.12	112.30	108.20
22	A1	17	U	N3-C2-O2	-5.12	118.61	122.20
54	BA	17	G	O4'-C1'-N9	5.12	112.30	108.20
54	BA	765	C	O4'-C1'-N1	5.12	112.30	108.20
54	BA	1172	C	N1-C2-O2	5.12	121.97	118.90
54	BA	1699	G	N3-C4-C5	-5.12	126.04	128.60
54	BA	2428	G	C5-C6-N1	5.12	114.06	111.50
21	AA	1211	U	N3-C2-O2	-5.12	118.62	122.20
25	BC	51	ARG	NE-CZ-NH2	-5.12	117.74	120.30
54	BA	116	C	N1-C2-O2	5.12	121.97	118.90
21	AA	302	G	N3-C4-C5	-5.12	126.04	128.60
22	A1	59	U	N3-C2-O2	-5.12	118.62	122.20
54	BA	805	G	C5-C6-N1	5.12	114.06	111.50
54	BA	1884	G	O4'-C1'-N9	5.12	112.29	108.20
54	BA	2873	A	C4-C5-C6	-5.12	114.44	117.00
55	BB	79	G	N3-C4-C5	-5.12	126.04	128.60

Continued on next page...

Continued from previous page...

Mol	Chain	Res	Type	Atoms	Z	Observed(°)	Ideal(°)
21	AA	817	C	N3-C2-O2	-5.12	118.32	121.90
54	BA	1086	A	O4'-C1'-N9	5.12	112.29	108.20
21	AA	304	U	O4'-C1'-N1	5.12	112.29	108.20
21	AA	651	C	N1-C2-O2	5.12	121.97	118.90
54	BA	686	U	N3-C2-O2	-5.12	118.62	122.20
54	BA	809	G	N1-C6-O6	-5.12	116.83	119.90
54	BA	836	G	C5-C6-N1	5.12	114.06	111.50
54	BA	1902	C	O4'-C1'-N1	5.12	112.29	108.20
21	AA	203	G	N1-C6-O6	-5.11	116.83	119.90
21	AA	915	A	C4-C5-C6	-5.11	114.44	117.00
21	AA	1483	A	C4-C5-C6	-5.11	114.44	117.00
54	BA	854	C	O4'-C1'-N1	5.11	112.29	108.20
54	BA	996	A	C6-C5-N7	5.11	135.88	132.30
54	BA	2065	C	N1-C2-O2	5.11	121.97	118.90
54	BA	2170	A	C6-C5-N7	5.11	135.88	132.30
21	AA	912	C	N1-C2-O2	5.11	121.97	118.90
54	BA	1048	A	O4'-C1'-N9	5.11	112.29	108.20
21	AA	1040	U	O4'-C1'-N1	5.11	112.29	108.20
54	BA	1005	C	O4'-C1'-N1	5.11	112.29	108.20
55	BB	48	U	C5'-C4'-O4'	5.11	115.23	109.10
21	AA	532	A	C4-C5-C6	-5.11	114.44	117.00
54	BA	99	U	C5'-C4'-O4'	5.11	115.23	109.10
54	BA	597	G	N1-C6-O6	-5.11	116.83	119.90
54	BA	1607	C	O4'-C1'-N1	5.11	112.29	108.20
21	AA	611	C	N1-C2-O2	5.11	121.97	118.90
24	A3	35	C	N1-C2-O2	5.11	121.96	118.90
45	BW	76	ARG	NE-CZ-NH2	-5.11	117.75	120.30
54	BA	878	A	C4-C5-C6	-5.11	114.45	117.00
54	BA	1025	G	N1-C6-O6	-5.11	116.83	119.90
54	BA	2749	A	C4-C5-C6	-5.11	114.45	117.00
54	BA	2850	A	C4-C5-C6	-5.11	114.45	117.00
21	AA	1069	C	N1-C2-O2	5.10	121.96	118.90
54	BA	1084	A	C6-C5-N7	5.10	135.87	132.30
54	BA	1230	A	O4'-C1'-N9	5.10	112.28	108.20
21	AA	1470	U	O4'-C1'-N1	5.10	112.28	108.20
54	BA	1804	C	O4'-C1'-N1	5.10	112.28	108.20
54	BA	2305	U	N3-C2-O2	-5.10	118.63	122.20
54	BA	2811	G	N1-C6-O6	-5.10	116.84	119.90
54	BA	2826	A	C5'-C4'-O4'	5.10	115.22	109.10
54	BA	2852	G	N3-C2-N2	-5.10	116.33	119.90
54	BA	2711	A	C6-C5-N7	5.10	135.87	132.30
13	AN	69	ARG	NE-CZ-NH1	5.10	122.85	120.30

Continued on next page...

Continued from previous page...

Mol	Chain	Res	Type	Atoms	Z	Observed(°)	Ideal(°)
21	AA	388	G	O4'-C1'-N9	5.10	112.28	108.20
21	AA	1237	C	N3-C4-C5	5.10	123.94	121.90
54	BA	1373	A	C4-C5-C6	-5.10	114.45	117.00
54	BA	2445	G	O4'-C1'-N9	5.10	112.28	108.20
54	BA	2890	G	N1-C6-O6	-5.10	116.84	119.90
21	AA	993	G	C5-C6-N1	5.10	114.05	111.50
54	BA	1076	C	N1-C2-O2	5.10	121.96	118.90
54	BA	2692	G	C5-C6-N1	5.10	114.05	111.50
21	AA	193	C	N1-C2-O2	5.09	121.96	118.90
21	AA	796	C	N1-C2-O2	5.09	121.96	118.90
21	AA	917	G	C8-N9-C4	-5.09	104.36	106.40
21	AA	930	C	O4'-C1'-N1	5.09	112.27	108.20
54	BA	431	U	O4'-C1'-N1	5.09	112.27	108.20
54	BA	1088	A	C4-C5-C6	-5.09	114.45	117.00
54	BA	2131	U	N3-C2-O2	-5.09	118.64	122.20
21	AA	1142	G	N3-C4-C5	-5.09	126.06	128.60
23	A2	91	A	C1'-O4'-C4'	-5.09	105.83	109.90
54	BA	57	C	N1-C2-O2	5.09	121.95	118.90
54	BA	641	U	N3-C2-O2	-5.09	118.64	122.20
54	BA	1240	U	N3-C2-O2	-5.09	118.64	122.20
54	BA	1341	G	O4'-C1'-N9	5.09	112.27	108.20
54	BA	2465	C	O4'-C1'-N1	5.09	112.27	108.20
54	BA	2512	C	O4'-C1'-N1	5.09	112.27	108.20
54	BA	549	G	C8-N9-C4	-5.09	104.36	106.40
54	BA	957	C	O4'-C1'-N1	5.09	112.27	108.20
54	BA	1079	C	O4'-C1'-N1	5.09	112.27	108.20
54	BA	2386	A	C6-C5-N7	5.09	135.86	132.30
21	AA	704	A	C5-C6-N6	5.09	127.77	123.70
21	AA	810	C	O4'-C1'-N1	5.09	112.27	108.20
54	BA	20	C	N1-C2-O2	5.09	121.95	118.90
54	BA	1038	G	O4'-C1'-N9	5.09	112.27	108.20
54	BA	1510	G	O4'-C1'-N9	5.09	112.27	108.20
54	BA	2081	U	O4'-C1'-N1	5.09	112.27	108.20
54	BA	2699	C	N1-C2-O2	5.09	121.95	118.90
21	AA	66	A	C5'-C4'-C3'	-5.08	107.86	116.00
21	AA	856	C	N1-C2-O2	5.08	121.95	118.90
54	BA	623	C	C5'-C4'-O4'	5.08	115.20	109.10
21	AA	198	G	N1-C6-O6	-5.08	116.85	119.90
54	BA	416	U	O4'-C1'-N1	5.08	112.27	108.20
54	BA	748	G	N1-C6-O6	-5.08	116.85	119.90
54	BA	872	U	O4'-C1'-N1	5.08	112.27	108.20
54	BA	1111	A	O4'-C1'-N9	5.08	112.27	108.20

Continued on next page...

Continued from previous page...

Mol	Chain	Res	Type	Atoms	Z	Observed(°)	Ideal(°)
54	BA	2755	C	O4'-C1'-N1	5.08	112.27	108.20
55	BB	26	C	N3-C4-C5	5.08	123.93	121.90
21	AA	219	U	N3-C2-O2	-5.08	118.64	122.20
21	AA	531	U	N3-C2-O2	-5.08	118.64	122.20
21	AA	532	A	O4'-C1'-N9	5.08	112.27	108.20
21	AA	1095	U	O4'-C1'-N1	5.08	112.27	108.20
21	AA	1342	C	N1-C2-O2	5.08	121.95	118.90
21	AA	1395	C	N1-C2-O2	5.08	121.95	118.90
30	BH	27	ARG	NE-CZ-NH1	5.08	122.84	120.30
54	BA	272	A	C1'-O4'-C4'	-5.08	105.83	109.90
54	BA	454	A	C6-C5-N7	5.08	135.86	132.30
54	BA	796	C	N1-C2-O2	5.08	121.95	118.90
54	BA	855	G	N1-C6-O6	-5.08	116.85	119.90
54	BA	2558	C	N1-C2-O2	5.08	121.95	118.90
54	BA	2576	G	N3-C2-N2	-5.08	116.34	119.90
54	BA	2679	A	C6-C5-N7	5.08	135.86	132.30
55	BB	108	A	C4-C5-C6	-5.08	114.46	117.00
21	AA	590	U	C5-C6-N1	-5.08	120.16	122.70
54	BA	462	C	N1-C2-O2	5.08	121.95	118.90
21	AA	112	G	N3-C4-C5	-5.08	126.06	128.60
54	BA	96	C	O4'-C1'-N1	5.08	112.26	108.20
54	BA	620	G	C5-C6-N1	5.08	114.04	111.50
54	BA	2649	C	N1-C2-O2	5.08	121.95	118.90
54	BA	142	A	C6-C5-N7	5.08	135.85	132.30
54	BA	2810	A	C4-C5-C6	-5.08	114.46	117.00
21	AA	860	A	N1-C6-N6	-5.08	115.55	118.60
25	BC	155	ARG	NE-CZ-NH2	-5.08	117.76	120.30
54	BA	669	G	C5-C6-N1	5.08	114.04	111.50
54	BA	989	G	P-O3'-C3'	5.08	125.79	119.70
54	BA	1253	A	O4'-C1'-N9	5.08	112.26	108.20
54	BA	2848	G	N1-C6-O6	-5.08	116.86	119.90
54	BA	2871	U	O4'-C1'-N1	5.08	112.26	108.20
54	BA	510	C	N1-C2-O2	5.07	121.94	118.90
54	BA	608	A	C4-C5-C6	-5.07	114.46	117.00
54	BA	949	G	N1-C6-O6	-5.07	116.86	119.90
54	BA	1112	G	N1-C6-O6	-5.07	116.86	119.90
54	BA	1272	A	O4'-C1'-N9	5.07	112.26	108.20
54	BA	2751	G	N3-C2-N2	-5.07	116.35	119.90
21	AA	48	C	N1-C2-O2	5.07	121.94	118.90
21	AA	105	G	N1-C6-O6	-5.07	116.86	119.90
54	BA	1700	A	C4-C5-C6	-5.07	114.46	117.00
3	AD	145	ARG	NE-CZ-NH1	5.07	122.83	120.30

Continued on next page...

Continued from previous page...

Mol	Chain	Res	Type	Atoms	Z	Observed(°)	Ideal(°)
21	AA	34	C	N1-C2-O2	5.07	121.94	118.90
21	AA	416	G	C5-C6-N1	5.07	114.03	111.50
54	BA	1064	C	N3-C2-O2	-5.07	118.35	121.90
52	B3	12	ARG	NE-CZ-NH1	5.07	122.83	120.30
54	BA	1871	A	C2-N3-C4	5.07	113.14	110.60
21	AA	932	C	C3'-C2'-C1'	5.07	105.55	101.50
54	BA	2579	C	N1-C2-O2	5.07	121.94	118.90
21	AA	956	U	O4'-C1'-N1	5.07	112.25	108.20
21	AA	1352	C	N1-C2-O2	5.07	121.94	118.90
54	BA	242	G	C5-C6-N1	5.07	114.03	111.50
54	BA	752	A	O4'-C1'-N9	5.07	112.25	108.20
54	BA	1895	C	O4'-C1'-N1	5.07	112.25	108.20
54	BA	1925	C	N1-C2-O2	5.07	121.94	118.90
21	AA	331	G	N1-C6-O6	-5.06	116.86	119.90
2	AC	135	ARG	NE-CZ-NH1	5.06	122.83	120.30
21	AA	1049	U	N3-C2-O2	-5.06	118.66	122.20
21	AA	1524	C	N1-C2-O2	5.06	121.94	118.90
54	BA	678	C	N1-C2-O2	5.06	121.94	118.90
54	BA	1406	U	O4'-C1'-N1	5.06	112.25	108.20
54	BA	1922	G	C4'-C3'-C2'	-5.06	97.54	102.60
54	BA	790	U	N3-C2-O2	-5.06	118.66	122.20
54	BA	979	A	C1'-O4'-C4'	-5.06	105.85	109.90
54	BA	2116	G	C3'-C2'-C1'	5.06	105.55	101.50
21	AA	953	G	N1-C6-O6	-5.06	116.86	119.90
22	A1	53	G	N1-C6-O6	-5.06	116.86	119.90
54	BA	320	A	C6-C5-N7	5.06	135.84	132.30
54	BA	470	A	O4'-C1'-N9	5.06	112.25	108.20
54	BA	1892	C	O4'-C1'-N1	5.06	112.25	108.20
24	A3	76	C	N1-C2-O2	5.06	121.94	118.90
54	BA	401	A	C4-C5-C6	-5.06	114.47	117.00
54	BA	906	U	O4'-C1'-N1	5.06	112.25	108.20
54	BA	2160	C	N1-C2-O2	5.06	121.93	118.90
21	AA	799	G	N1-C6-O6	-5.06	116.87	119.90
54	BA	546	U	N3-C2-O2	-5.06	118.66	122.20
54	BA	2616	C	N1-C2-O2	5.06	121.93	118.90
54	BA	2785	C	N1-C2-O2	5.06	121.93	118.90
21	AA	263	A	C4-C5-C6	-5.05	114.47	117.00
54	BA	223	A	C4-C5-C6	-5.05	114.47	117.00
54	BA	232	G	O4'-C1'-N9	5.05	112.24	108.20
54	BA	623	C	O4'-C1'-N1	5.05	112.24	108.20
54	BA	1667	G	C5-C6-N1	5.05	114.03	111.50
54	BA	2267	A	C4-C5-C6	-5.05	114.47	117.00

Continued on next page...

Continued from previous page...

Mol	Chain	Res	Type	Atoms	Z	Observed(°)	Ideal(°)
54	BA	2683	C	N3-C4-C5	5.05	123.92	121.90
54	BA	2518	A	C4-C5-C6	-5.05	114.47	117.00
55	BB	113	C	O4'-C1'-N1	5.05	112.24	108.20
55	BB	117	G	N1-C6-O6	-5.05	116.87	119.90
21	AA	686	U	N1-C2-N3	5.05	117.93	114.90
21	AA	880	C	N1-C2-O2	5.05	121.93	118.90
21	AA	890	G	C5-C6-N1	5.05	114.03	111.50
23	A2	80	C	C1'-O4'-C4'	-5.05	105.86	109.90
25	BC	132	ARG	NE-CZ-NH1	5.05	122.83	120.30
54	BA	845	A	C6-C5-N7	5.05	135.84	132.30
54	BA	1077	A	C6-C5-N7	5.05	135.84	132.30
54	BA	2286	G	N1-C6-O6	-5.05	116.87	119.90
54	BA	2902	C	O4'-C1'-N1	5.05	112.24	108.20
55	BB	96	G	O4'-C1'-N9	5.05	112.24	108.20
21	AA	1015	G	N1-C6-O6	-5.05	116.87	119.90
54	BA	929	U	O4'-C1'-N1	5.05	112.24	108.20
54	BA	568	U	N3-C2-O2	-5.05	118.67	122.20
54	BA	1480	C	O4'-C1'-N1	5.05	112.24	108.20
21	AA	423	G	O4'-C1'-N9	5.05	112.24	108.20
21	AA	929	G	N1-C6-O6	-5.05	116.87	119.90
21	AA	1532	U	N1-C1'-C2'	-5.05	106.45	112.00
54	BA	82	U	O4'-C1'-N1	5.05	112.24	108.20
54	BA	1149	G	N1-C6-O6	-5.05	116.87	119.90
54	BA	1177	G	O4'-C1'-N9	5.05	112.24	108.20
54	BA	2418	A	C6-C5-N7	5.05	135.83	132.30
21	AA	920	U	N3-C2-O2	-5.04	118.67	122.20
54	BA	1632	A	C4-C5-C6	-5.04	114.48	117.00
54	BA	1945	G	C3'-C2'-C1'	5.04	105.54	101.50
54	BA	2150	C	N1-C2-O2	5.04	121.93	118.90
21	AA	378	G	C1'-O4'-C4'	-5.04	105.86	109.90
54	BA	1233	C	O4'-C1'-N1	5.04	112.23	108.20
54	BA	2626	C	O4'-C1'-N1	5.04	112.23	108.20
21	AA	164	G	O4'-C4'-C3'	5.04	110.13	106.10
21	AA	364	A	C6-C5-N7	5.04	135.83	132.30
21	AA	379	C	N1-C2-O2	5.04	121.92	118.90
21	AA	886	G	O4'-C1'-N9	5.04	112.23	108.20
54	BA	1642	G	N3-C4-C5	-5.04	126.08	128.60
54	BA	1686	C	N1-C2-O2	5.04	121.92	118.90
54	BA	1843	C	N1-C2-O2	5.04	121.92	118.90
54	BA	2650	U	O4'-C1'-N1	5.04	112.23	108.20
54	BA	98	G	N3-C2-N2	-5.04	116.37	119.90
54	BA	2111	U	O4'-C1'-N1	5.04	112.23	108.20

Continued on next page...

Continued from previous page...

Mol	Chain	Res	Type	Atoms	Z	Observed(°)	Ideal(°)
54	BA	2126	A	C4-C5-C6	-5.04	114.48	117.00
54	BA	2370	G	N1-C6-O6	-5.04	116.88	119.90
54	BA	2445	G	N1-C6-O6	-5.04	116.88	119.90
54	BA	2807	U	C5-C6-N1	-5.04	120.18	122.70
54	BA	2852	G	N1-C6-O6	-5.04	116.88	119.90
21	AA	319	G	N1-C6-O6	-5.04	116.88	119.90
21	AA	1091	U	N3-C2-O2	-5.04	118.67	122.20
53	B4	24	ARG	NE-CZ-NH1	5.04	122.82	120.30
54	BA	932	U	N3-C2-O2	-5.04	118.67	122.20
54	BA	1907	G	N1-C6-O6	-5.04	116.88	119.90
21	AA	951	G	C8-N9-C4	-5.04	104.39	106.40
21	AA	28	A	C4-C5-C6	-5.03	114.48	117.00
21	AA	73	C	N1-C2-O2	5.03	121.92	118.90
54	BA	1398	C	N1-C2-O2	5.03	121.92	118.90
54	BA	2113	U	O4'-C1'-N1	5.03	112.23	108.20
54	BA	1795	C	N1-C2-O2	5.03	121.92	118.90
24	A3	39	A	C4-C5-C6	-5.03	114.48	117.00
40	BR	80	ARG	NE-CZ-NH2	-5.03	117.78	120.30
54	BA	240	C	N3-C4-C5	5.03	123.91	121.90
54	BA	972	A	C6-C5-N7	5.03	135.82	132.30
54	BA	1519	G	N1-C6-O6	-5.03	116.88	119.90
54	BA	1682	G	O4'-C4'-C3'	5.03	110.12	106.10
54	BA	2178	C	N1-C2-O2	5.03	121.92	118.90
54	BA	2554	U	C5'-C4'-C3'	-5.03	107.95	116.00
54	BA	2792	A	C6-C5-N7	5.03	135.82	132.30
21	AA	1161	C	N1-C2-O2	5.03	121.92	118.90
24	A3	50	G	N1-C6-O6	-5.03	116.88	119.90
36	BN	86	ARG	NE-CZ-NH1	5.03	122.81	120.30
54	BA	268	C	N3-C2-O2	-5.03	118.38	121.90
54	BA	447	A	C4-C5-C6	-5.03	114.49	117.00
54	BA	1438	U	N1-C1'-C2'	5.03	120.54	114.00
24	A3	20	G	N1-C6-O6	-5.03	116.88	119.90
54	BA	1141	U	C3'-C2'-C1'	5.03	105.52	101.50
54	BA	1288	G	N1-C6-O6	-5.03	116.88	119.90
54	BA	2858	C	C1'-O4'-C4'	-5.03	105.88	109.90
55	BB	63	C	O4'-C1'-N1	5.03	112.22	108.20
21	AA	818	G	C3'-C2'-C1'	5.03	105.52	101.50
22	A1	73	A	C6-C5-N7	5.03	135.82	132.30
54	BA	389	G	N3-C2-N2	-5.03	116.38	119.90
54	BA	1452	G	N1-C6-O6	-5.03	116.89	119.90
54	BA	1695	G	N3-C4-C5	-5.03	126.09	128.60
54	BA	1974	C	C3'-C2'-C1'	5.03	105.52	101.50

Continued on next page...

Continued from previous page...

Mol	Chain	Res	Type	Atoms	Z	Observed(°)	Ideal(°)
54	BA	2351	G	N1-C6-O6	-5.03	116.88	119.90
21	AA	1421	G	N1-C6-O6	-5.02	116.89	119.90
23	A2	85	G	N3-C2-N2	-5.02	116.38	119.90
54	BA	598	U	C5-C6-N1	-5.02	120.19	122.70
54	BA	665	U	O4'-C1'-N1	5.02	112.22	108.20
54	BA	1045	C	N1-C2-O2	5.02	121.91	118.90
54	BA	2243	U	O4'-C1'-N1	5.02	112.22	108.20
21	AA	894	G	C5-C6-N1	5.02	114.01	111.50
21	AA	934	C	C1'-O4'-C4'	-5.02	105.88	109.90
26	BD	124	ARG	NE-CZ-NH2	-5.02	117.79	120.30
54	BA	291	G	C5'-C4'-C3'	-5.02	107.96	116.00
54	BA	455	C	N3-C2-O2	-5.02	118.38	121.90
54	BA	1236	G	O4'-C4'-C3'	5.02	110.12	106.10
54	BA	2506	U	C1'-O4'-C4'	-5.02	105.88	109.90
54	BA	285	G	N1-C6-O6	-5.02	116.89	119.90
54	BA	2472	G	N3-C4-C5	-5.02	126.09	128.60
21	AA	136	C	N1-C2-O2	5.02	121.91	118.90
21	AA	1278	G	N3-C4-C5	-5.02	126.09	128.60
54	BA	130	C	N1-C2-O2	5.02	121.91	118.90
54	BA	373	U	N3-C2-O2	-5.02	118.69	122.20
54	BA	479	A	C6-C5-N7	5.02	135.81	132.30
54	BA	682	G	N3-C2-N2	-5.02	116.39	119.90
54	BA	869	G	N1-C6-O6	-5.02	116.89	119.90
54	BA	57	C	O4'-C1'-N1	5.02	112.21	108.20
54	BA	599	A	O4'-C1'-N9	5.02	112.22	108.20
54	BA	1545	A	C6-C5-N7	5.02	135.81	132.30
54	BA	1664	A	N1-C6-N6	-5.02	115.59	118.60
54	BA	1969	A	C4-C5-C6	-5.02	114.49	117.00
6	AG	94	ARG	CD-NE-CZ	5.02	130.62	123.60
54	BA	851	C	N1-C2-O2	5.02	121.91	118.90
54	BA	865	C	N3-C2-O2	-5.02	118.39	121.90
21	AA	689	C	O4'-C1'-N1	5.01	112.21	108.20
22	A1	52	G	N1-C6-O6	-5.01	116.89	119.90
37	BO	13	ARG	NE-CZ-NH1	5.01	122.81	120.30
54	BA	492	A	C4'-C3'-C2'	-5.01	97.58	102.60
54	BA	1808	A	C4-C5-C6	-5.01	114.49	117.00
54	BA	1818	U	N3-C2-O2	-5.01	118.69	122.20
22	A1	30	C	N1-C2-O2	5.01	121.91	118.90
54	BA	1682	G	N1-C6-O6	-5.01	116.89	119.90
54	BA	2697	G	O4'-C1'-N9	5.01	112.21	108.20
21	AA	648	A	C6-C5-N7	5.01	135.81	132.30
21	AA	1400	C	N3-C4-C5	5.01	123.90	121.90

Continued on next page...

Continued from previous page...

Mol	Chain	Res	Type	Atoms	Z	Observed(°)	Ideal(°)
54	BA	212	G	N3-C2-N2	-5.01	116.39	119.90
54	BA	435	C	O4'-C1'-N1	5.01	112.21	108.20
21	AA	335	C	N1-C2-O2	5.01	121.91	118.90
21	AA	1445	U	N3-C2-O2	-5.01	118.69	122.20
54	BA	335	C	O4'-C1'-N1	5.01	112.21	108.20
54	BA	620	G	N1-C2-N2	5.01	120.71	116.20
54	BA	1357	C	N1-C2-O2	5.01	121.91	118.90
21	AA	543	U	N3-C2-O2	-5.01	118.69	122.20
54	BA	452	G	C8-N9-C4	-5.01	104.40	106.40
22	A1	58	A	C4-C5-C6	-5.01	114.50	117.00
22	A1	59	U	O4'-C1'-N1	5.01	112.20	108.20
34	BL	60	ARG	CD-NE-CZ	5.01	130.61	123.60
54	BA	974	G	N3-C4-C5	-5.01	126.10	128.60
54	BA	994	C	O4'-C1'-N1	5.01	112.20	108.20
54	BA	1979	U	C4'-C3'-C2'	-5.01	97.59	102.60
54	BA	2238	G	N3-C2-N2	-5.01	116.39	119.90
54	BA	2238	G	N3-C4-C5	-5.01	126.10	128.60
54	BA	2338	C	O4'-C1'-N1	5.01	112.20	108.20
21	AA	330	C	N3-C4-C5	5.00	123.90	121.90
54	BA	2499	C	N3-C2-O2	-5.00	118.40	121.90
21	AA	941	G	N7-C8-N9	5.00	115.60	113.10
21	AA	1258	G	N3-C2-N2	-5.00	116.40	119.90
54	BA	1534	U	N3-C2-O2	-5.00	118.70	122.20
54	BA	1579	A	C4-C5-C6	-5.00	114.50	117.00
21	AA	960	U	C3'-C2'-C1'	5.00	105.50	101.50
54	BA	1583	A	C3'-C2'-C1'	5.00	105.50	101.50
54	BA	2286	G	C3'-C2'-C1'	5.00	105.50	101.50
54	BA	2338	C	N1-C2-O2	5.00	121.90	118.90

There are no chirality outliers.

All (1150) planarity outliers are listed below:

Mol	Chain	Res	Type	Group
22	A1	15	G	Sidechain
22	A1	20	G	Sidechain
22	A1	25	C	Sidechain
22	A1	28	C	Sidechain
22	A1	31	C	Sidechain
22	A1	44	G	Sidechain
22	A1	59	U	Sidechain
22	A1	6	A	Sidechain
22	A1	61	C	Sidechain

Continued on next page...

Continued from previous page...

Mol	Chain	Res	Type	Group
22	A1	9	A	Sidechain
23	A2	80	C	Sidechain
23	A2	83	U	Sidechain
23	A2	88	U	Sidechain
23	A2	89	U	Sidechain
24	A3	1	C	Sidechain
24	A3	10	G	Sidechain
24	A3	11	A	Sidechain
24	A3	19	G	Sidechain
24	A3	20	G	Sidechain
24	A3	28	U	Sidechain
24	A3	3	C	Sidechain
24	A3	30	G	Sidechain
24	A3	32	G	Sidechain
24	A3	5	G	Sidechain
24	A3	57	C	Sidechain
24	A3	60	A	Sidechain
24	A3	61	U	Sidechain
24	A3	65	G	Sidechain
24	A3	68	C	Sidechain
24	A3	69	C	Sidechain
24	A3	7	G	Sidechain
24	A3	75	C	Sidechain
24	A3	9	G	Sidechain
21	AA	1000	A	Sidechain
21	AA	1002	G	Sidechain
21	AA	1003	G	Sidechain
21	AA	1013	G	Sidechain
21	AA	1016	A	Sidechain
21	AA	1020	G	Sidechain
21	AA	1027	C	Sidechain
21	AA	1028	C	Sidechain
21	AA	1035	A	Sidechain
21	AA	1044	A	Sidechain
21	AA	1046	A	Sidechain
21	AA	1049	U	Sidechain
21	AA	1050	G	Sidechain
21	AA	1055	A	Sidechain
21	AA	1060	U	Sidechain
21	AA	1061	G	Sidechain
21	AA	1075	U	Sidechain
21	AA	1078	U	Sidechain

Continued on next page...

Continued from previous page...

Mol	Chain	Res	Type	Group
21	AA	1084	G	Sidechain
21	AA	1090	U	Sidechain
21	AA	1092	A	Sidechain
21	AA	1094	G	Sidechain
21	AA	1095	U	Sidechain
21	AA	11	G	Sidechain
21	AA	1101	A	Sidechain
21	AA	111	G	Sidechain
21	AA	1110	A	Sidechain
21	AA	1111	A	Sidechain
21	AA	1112	C	Sidechain
21	AA	1121	U	Sidechain
21	AA	1123	U	Sidechain
21	AA	113	G	Sidechain
21	AA	1130	A	Sidechain
21	AA	1131	G	Sidechain
21	AA	1132	C	Sidechain
21	AA	1144	G	Sidechain
21	AA	1145	A	Sidechain
21	AA	115	G	Sidechain
21	AA	1155	A	Sidechain
21	AA	1158	C	Sidechain
21	AA	1163	A	Sidechain
21	AA	1166	G	Sidechain
21	AA	117	G	Sidechain
21	AA	1178	G	Sidechain
21	AA	1181	G	Sidechain
21	AA	1187	G	Sidechain
21	AA	1194	U	Sidechain
21	AA	1198	G	Sidechain
21	AA	1208	C	Sidechain
21	AA	1214	C	Sidechain
21	AA	1221	G	Sidechain
21	AA	1222	G	Sidechain
21	AA	1223	C	Sidechain
21	AA	1226	C	Sidechain
21	AA	1228	C	Sidechain
21	AA	123	U	Sidechain
21	AA	1233	G	Sidechain
21	AA	1234	C	Sidechain
21	AA	1240	U	Sidechain
21	AA	1241	G	Sidechain

Continued on next page...

Continued from previous page...

Mol	Chain	Res	Type	Group
21	AA	1243	C	Sidechain
21	AA	1244	G	Sidechain
21	AA	1247	U	Sidechain
21	AA	1250	A	Sidechain
21	AA	1252	A	Sidechain
21	AA	1263	C	Sidechain
21	AA	1264	U	Sidechain
21	AA	1266	G	Sidechain
21	AA	1270	G	Sidechain
21	AA	1276	G	Sidechain
21	AA	1278	G	Sidechain
21	AA	128	G	Sidechain
21	AA	1281	C	Sidechain
21	AA	1283	U	Sidechain
21	AA	1294	G	Sidechain
21	AA	1298	U	Sidechain
21	AA	1301	U	Sidechain
21	AA	1303	C	Sidechain
21	AA	1305	G	Sidechain
21	AA	1312	G	Sidechain
21	AA	1313	U	Sidechain
21	AA	1316	G	Sidechain
21	AA	1320	C	Sidechain
21	AA	1331	G	Sidechain
21	AA	1332	A	Sidechain
21	AA	1334	G	Sidechain
21	AA	1340	A	Sidechain
21	AA	1345	U	Sidechain
21	AA	1356	G	Sidechain
21	AA	1363	A	Sidechain
21	AA	1364	U	Sidechain
21	AA	137	U	Sidechain
21	AA	1370	G	Sidechain
21	AA	1374	A	Sidechain
21	AA	1376	U	Sidechain
21	AA	1377	A	Sidechain
21	AA	1379	G	Sidechain
21	AA	138	G	Sidechain
21	AA	1381	U	Sidechain
21	AA	1391	U	Sidechain
21	AA	1397	C	Sidechain
21	AA	14	U	Sidechain

Continued on next page...

Continued from previous page...

Mol	Chain	Res	Type	Group
21	AA	1405	G	Sidechain
21	AA	1406	U	Sidechain
21	AA	1412	C	Sidechain
21	AA	1416	G	Sidechain
21	AA	142	G	Sidechain
21	AA	1423	G	Sidechain
21	AA	1431	A	Sidechain
21	AA	1437	A	Sidechain
21	AA	1438	G	Sidechain
21	AA	1439	G	Sidechain
21	AA	1441	A	Sidechain
21	AA	1445	U	Sidechain
21	AA	1446	A	Sidechain
21	AA	1448	C	Sidechain
21	AA	145	G	Sidechain
21	AA	1478	U	Sidechain
21	AA	1479	C	Sidechain
21	AA	1480	A	Sidechain
21	AA	1481	U	Sidechain
21	AA	1491	G	Sidechain
21	AA	1496	C	Sidechain
21	AA	1502	A	Sidechain
21	AA	1509	C	Sidechain
21	AA	1510	C	Sidechain
21	AA	1517	G	Sidechain
21	AA	1518	A	Sidechain
21	AA	152	A	Sidechain
21	AA	1527	U	Sidechain
21	AA	1528	U	Sidechain
21	AA	153	C	Sidechain
21	AA	1531	A	Sidechain
21	AA	1532	U	Sidechain
21	AA	1534	A	Sidechain
21	AA	155	A	Sidechain
21	AA	158	G	Sidechain
21	AA	159	G	Sidechain
21	AA	161	A	Sidechain
21	AA	164	G	Sidechain
21	AA	167	A	Sidechain
21	AA	173	U	Sidechain
21	AA	180	U	Sidechain
21	AA	185	U	Sidechain

Continued on next page...

Continued from previous page...

Mol	Chain	Res	Type	Group
21	AA	187	G	Sidechain
21	AA	189	A	Sidechain
21	AA	19	A	Sidechain
21	AA	190	A	Sidechain
21	AA	191	G	Sidechain
21	AA	195	A	Sidechain
21	AA	197	A	Sidechain
21	AA	203	G	Sidechain
21	AA	205	A	Sidechain
21	AA	207	C	Sidechain
21	AA	208	U	Sidechain
21	AA	212	G	Sidechain
21	AA	22	G	Sidechain
21	AA	222	C	Sidechain
21	AA	224	U	Sidechain
21	AA	226	G	Sidechain
21	AA	228	A	Sidechain
21	AA	236	A	Sidechain
21	AA	237	G	Sidechain
21	AA	238	A	Sidechain
21	AA	240	G	Sidechain
21	AA	241	G	Sidechain
21	AA	242	G	Sidechain
21	AA	244	U	Sidechain
21	AA	250	A	Sidechain
21	AA	251	G	Sidechain
21	AA	254	G	Sidechain
21	AA	257	G	Sidechain
21	AA	26	A	Sidechain
21	AA	274	A	Sidechain
21	AA	278	G	Sidechain
21	AA	281	G	Sidechain
21	AA	285	C	Sidechain
21	AA	295	C	Sidechain
21	AA	297	G	Sidechain
21	AA	298	A	Sidechain
21	AA	308	C	Sidechain
21	AA	320	A	Sidechain
21	AA	321	A	Sidechain
21	AA	324	G	Sidechain
21	AA	326	G	Sidechain
21	AA	331	G	Sidechain

Continued on next page...

Continued from previous page...

Mol	Chain	Res	Type	Group
21	AA	339	C	Sidechain
21	AA	345	C	Sidechain
21	AA	35	G	Sidechain
21	AA	353	A	Sidechain
21	AA	355	C	Sidechain
21	AA	356	A	Sidechain
21	AA	362	G	Sidechain
21	AA	372	C	Sidechain
21	AA	377	G	Sidechain
21	AA	38	G	Sidechain
21	AA	380	G	Sidechain
21	AA	381	C	Sidechain
21	AA	383	A	Sidechain
21	AA	390	U	Sidechain
21	AA	391	G	Sidechain
21	AA	401	C	Sidechain
21	AA	405	U	Sidechain
21	AA	409	U	Sidechain
21	AA	413	G	Sidechain
21	AA	414	A	Sidechain
21	AA	42	G	Sidechain
21	AA	425	G	Sidechain
21	AA	429	U	Sidechain
21	AA	43	C	Sidechain
21	AA	434	U	Sidechain
21	AA	439	U	Sidechain
21	AA	448	A	Sidechain
21	AA	45	G	Sidechain
21	AA	464	U	Sidechain
21	AA	466	A	Sidechain
21	AA	467	U	Sidechain
21	AA	473	U	Sidechain
21	AA	475	C	Sidechain
21	AA	479	U	Sidechain
21	AA	48	C	Sidechain
21	AA	481	G	Sidechain
21	AA	485	U	Sidechain
21	AA	487	A	Sidechain
21	AA	490	C	Sidechain
21	AA	496	A	Sidechain
21	AA	497	G	Sidechain
21	AA	499	A	Sidechain

Continued on next page...

Continued from previous page...

Mol	Chain	Res	Type	Group
21	AA	50	A	Sidechain
21	AA	505	G	Sidechain
21	AA	506	G	Sidechain
21	AA	508	U	Sidechain
21	AA	509	A	Sidechain
21	AA	51	A	Sidechain
21	AA	517	G	Sidechain
21	AA	518	C	Sidechain
21	AA	520	A	Sidechain
21	AA	525	C	Sidechain
21	AA	529	G	Sidechain
21	AA	530	G	Sidechain
21	AA	539	A	Sidechain
21	AA	540	G	Sidechain
21	AA	542	G	Sidechain
21	AA	548	G	Sidechain
21	AA	550	G	Sidechain
21	AA	552	U	Sidechain
21	AA	554	A	Sidechain
21	AA	562	U	Sidechain
21	AA	569	C	Sidechain
21	AA	57	G	Sidechain
21	AA	570	G	Sidechain
21	AA	577	G	Sidechain
21	AA	580	C	Sidechain
21	AA	585	G	Sidechain
21	AA	591	U	Sidechain
21	AA	592	G	Sidechain
21	AA	6	G	Sidechain
21	AA	60	A	Sidechain
21	AA	602	A	Sidechain
21	AA	605	U	Sidechain
21	AA	608	A	Sidechain
21	AA	612	C	Sidechain
21	AA	618	C	Sidechain
21	AA	620	C	Sidechain
21	AA	626	G	Sidechain
21	AA	633	G	Sidechain
21	AA	635	A	Sidechain
21	AA	642	A	Sidechain
21	AA	646	G	Sidechain
21	AA	65	A	Sidechain

Continued on next page...

Continued from previous page...

Mol	Chain	Res	Type	Group
21	AA	654	G	Sidechain
21	AA	659	U	Sidechain
21	AA	664	G	Sidechain
21	AA	666	G	Sidechain
21	AA	676	A	Sidechain
21	AA	685	G	Sidechain
21	AA	69	G	Sidechain
21	AA	690	G	Sidechain
21	AA	691	G	Sidechain
21	AA	694	A	Sidechain
21	AA	7	A	Sidechain
21	AA	704	A	Sidechain
21	AA	707	U	Sidechain
21	AA	711	G	Sidechain
21	AA	714	G	Sidechain
21	AA	718	A	Sidechain
21	AA	719	C	Sidechain
21	AA	720	C	Sidechain
21	AA	722	G	Sidechain
21	AA	727	G	Sidechain
21	AA	735	C	Sidechain
21	AA	737	C	Sidechain
21	AA	739	C	Sidechain
21	AA	740	U	Sidechain
21	AA	741	G	Sidechain
21	AA	752	G	Sidechain
21	AA	753	A	Sidechain
21	AA	755	G	Sidechain
21	AA	76	G	Sidechain
21	AA	760	G	Sidechain
21	AA	765	G	Sidechain
21	AA	775	G	Sidechain
21	AA	776	G	Sidechain
21	AA	778	G	Sidechain
21	AA	781	A	Sidechain
21	AA	783	C	Sidechain
21	AA	785	G	Sidechain
21	AA	802	A	Sidechain
21	AA	807	A	Sidechain
21	AA	81	A	Sidechain
21	AA	812	G	Sidechain
21	AA	813	U	Sidechain

Continued on next page...

Continued from previous page...

Mol	Chain	Res	Type	Group
21	AA	82	G	Sidechain
21	AA	823	C	Sidechain
21	AA	827	U	Sidechain
21	AA	828	U	Sidechain
21	AA	83	C	Sidechain
21	AA	841	C	Sidechain
21	AA	843	U	Sidechain
21	AA	844	G	Sidechain
21	AA	845	A	Sidechain
21	AA	849	G	Sidechain
21	AA	854	U	Sidechain
21	AA	861	G	Sidechain
21	AA	863	U	Sidechain
21	AA	868	C	Sidechain
21	AA	87	C	Sidechain
21	AA	871	U	Sidechain
21	AA	873	A	Sidechain
21	AA	880	C	Sidechain
21	AA	883	C	Sidechain
21	AA	885	G	Sidechain
21	AA	888	G	Sidechain
21	AA	891	U	Sidechain
21	AA	898	G	Sidechain
21	AA	90	C	Sidechain
21	AA	903	G	Sidechain
21	AA	909	A	Sidechain
21	AA	91	U	Sidechain
21	AA	917	G	Sidechain
21	AA	922	G	Sidechain
21	AA	925	G	Sidechain
21	AA	926	G	Sidechain
21	AA	928	G	Sidechain
21	AA	929	G	Sidechain
21	AA	932	C	Sidechain
21	AA	933	G	Sidechain
21	AA	935	A	Sidechain
21	AA	936	C	Sidechain
21	AA	94	G	Sidechain
21	AA	941	G	Sidechain
21	AA	944	G	Sidechain
21	AA	945	G	Sidechain
21	AA	946	A	Sidechain

Continued on next page...

Continued from previous page...

Mol	Chain	Res	Type	Group
21	AA	962	C	Sidechain
21	AA	963	G	Sidechain
21	AA	964	A	Sidechain
21	AA	965	U	Sidechain
21	AA	971	G	Sidechain
21	AA	973	G	Sidechain
21	AA	98	A	Sidechain
21	AA	987	G	Sidechain
21	AA	988	G	Sidechain
21	AA	989	U	Sidechain
21	AA	99	C	Sidechain
21	AA	993	G	Sidechain
21	AA	994	A	Sidechain
21	AA	995	C	Sidechain
21	AA	998	C	Sidechain
2	AC	172	VAL	Peptide
6	AG	3	ARG	Sidechain
7	AH	76	ARG	Sidechain
52	B3	12	ARG	Sidechain
54	BA	1000	A	Sidechain
54	BA	1007	C	Sidechain
54	BA	1016	G	Sidechain
54	BA	1023	U	Sidechain
54	BA	1025	G	Sidechain
54	BA	1027	A	Sidechain
54	BA	1033	U	Sidechain
54	BA	1040	A	Sidechain
54	BA	1051	G	Sidechain
54	BA	1053	C	Sidechain
54	BA	1056	G	Sidechain
54	BA	1063	G	Sidechain
54	BA	1066	U	Sidechain
54	BA	1074	G	Sidechain
54	BA	1080	A	Sidechain
54	BA	1081	U	Sidechain
54	BA	1083	U	Sidechain
54	BA	1093	G	Sidechain
54	BA	1094	U	Sidechain
54	BA	1096	A	Sidechain
54	BA	1097	U	Sidechain
54	BA	1103	A	Sidechain
54	BA	1106	G	Sidechain

Continued on next page...

Continued from previous page...

Mol	Chain	Res	Type	Group
54	BA	1107	G	Sidechain
54	BA	1109	C	Sidechain
54	BA	111	A	Sidechain
54	BA	1115	G	Sidechain
54	BA	112	U	Sidechain
54	BA	1124	G	Sidechain
54	BA	1126	A	Sidechain
54	BA	1136	G	Sidechain
54	BA	1137	G	Sidechain
54	BA	1138	G	Sidechain
54	BA	1139	G	Sidechain
54	BA	114	U	Sidechain
54	BA	1146	C	Sidechain
54	BA	1147	A	Sidechain
54	BA	1151	A	Sidechain
54	BA	1153	C	Sidechain
54	BA	1160	G	Sidechain
54	BA	1164	C	Sidechain
54	BA	1169	A	Sidechain
54	BA	1171	G	Sidechain
54	BA	119	A	Sidechain
54	BA	1198	U	Sidechain
54	BA	1199	U	Sidechain
54	BA	1209	U	Sidechain
54	BA	1211	C	Sidechain
54	BA	1219	U	Sidechain
54	BA	1221	C	Sidechain
54	BA	1223	G	Sidechain
54	BA	1224	U	Sidechain
54	BA	1226	A	Sidechain
54	BA	1229	C	Sidechain
54	BA	123	G	Sidechain
54	BA	1237	A	Sidechain
54	BA	1238	G	Sidechain
54	BA	1241	A	Sidechain
54	BA	1242	U	Sidechain
54	BA	1245	G	Sidechain
54	BA	1248	G	Sidechain
54	BA	1252	G	Sidechain
54	BA	1253	A	Sidechain
54	BA	1257	C	Sidechain
54	BA	1259	G	Sidechain

Continued on next page...

Continued from previous page...

Mol	Chain	Res	Type	Group
54	BA	1261	C	Sidechain
54	BA	1263	U	Sidechain
54	BA	1268	A	Sidechain
54	BA	1272	A	Sidechain
54	BA	1275	A	Sidechain
54	BA	1277	G	Sidechain
54	BA	1281	G	Sidechain
54	BA	1283	G	Sidechain
54	BA	1291	C	Sidechain
54	BA	1292	G	Sidechain
54	BA	1294	U	Sidechain
54	BA	1296	G	Sidechain
54	BA	1299	G	Sidechain
54	BA	130	C	Sidechain
54	BA	1312	U	Sidechain
54	BA	132	G	Sidechain
54	BA	1322	A	Sidechain
54	BA	1323	C	Sidechain
54	BA	1324	G	Sidechain
54	BA	1328	A	Sidechain
54	BA	1336	A	Sidechain
54	BA	1338	G	Sidechain
54	BA	134	G	Sidechain
54	BA	1341	G	Sidechain
54	BA	1343	G	Sidechain
54	BA	1348	C	Sidechain
54	BA	1349	C	Sidechain
54	BA	1352	U	Sidechain
54	BA	1353	A	Sidechain
54	BA	1356	G	Sidechain
54	BA	1362	C	Sidechain
54	BA	1365	A	Sidechain
54	BA	1368	G	Sidechain
54	BA	1372	U	Sidechain
54	BA	1384	A	Sidechain
54	BA	1386	C	Sidechain
54	BA	1387	A	Sidechain
54	BA	1389	G	Sidechain
54	BA	1392	A	Sidechain
54	BA	1398	C	Sidechain
54	BA	1399	C	Sidechain
54	BA	141	G	Sidechain

Continued on next page...

Continued from previous page...

Mol	Chain	Res	Type	Group
54	BA	1418	G	Sidechain
54	BA	1425	G	Sidechain
54	BA	1427	A	Sidechain
54	BA	1431	A	Sidechain
54	BA	1434	A	Sidechain
54	BA	1437	C	Sidechain
54	BA	1439	A	Sidechain
54	BA	144	A	Sidechain
54	BA	1440	U	Sidechain
54	BA	1441	G	Sidechain
54	BA	1445	G	Sidechain
54	BA	1450	G	Sidechain
54	BA	1451	C	Sidechain
54	BA	1453	A	Sidechain
54	BA	1455	G	Sidechain
54	BA	1456	G	Sidechain
54	BA	1458	U	Sidechain
54	BA	1459	G	Sidechain
54	BA	146	A	Sidechain
54	BA	1461	C	Sidechain
54	BA	1465	G	Sidechain
54	BA	1471	G	Sidechain
54	BA	1476	U	Sidechain
54	BA	1477	A	Sidechain
54	BA	1478	G	Sidechain
54	BA	1483	G	Sidechain
54	BA	1488	C	Sidechain
54	BA	1492	G	Sidechain
54	BA	1494	A	Sidechain
54	BA	1495	A	Sidechain
54	BA	1498	C	Sidechain
54	BA	1508	A	Sidechain
54	BA	1523	U	Sidechain
54	BA	1530	G	Sidechain
54	BA	1534	U	Sidechain
54	BA	1535	A	Sidechain
54	BA	1538	G	Sidechain
54	BA	1540	G	Sidechain
54	BA	1546	G	Sidechain
54	BA	1550	C	Sidechain
54	BA	1552	A	Sidechain
54	BA	1553	A	Sidechain

Continued on next page...

Continued from previous page...

Mol	Chain	Res	Type	Group
54	BA	1560	G	Sidechain
54	BA	1561	C	Sidechain
54	BA	1562	U	Sidechain
54	BA	1567	G	Sidechain
54	BA	1572	A	Sidechain
54	BA	1573	G	Sidechain
54	BA	1577	C	Sidechain
54	BA	1579	A	Sidechain
54	BA	1580	A	Sidechain
54	BA	1581	G	Sidechain
54	BA	1585	C	Sidechain
54	BA	1593	A	Sidechain
54	BA	1595	C	Sidechain
54	BA	1601	G	Sidechain
54	BA	1608	A	Sidechain
54	BA	1614	A	Sidechain
54	BA	1618	A	Sidechain
54	BA	162	U	Sidechain
54	BA	1620	G	Sidechain
54	BA	1624	U	Sidechain
54	BA	1626	A	Sidechain
54	BA	1628	G	Sidechain
54	BA	1631	G	Sidechain
54	BA	1632	A	Sidechain
54	BA	1636	U	Sidechain
54	BA	1637	A	Sidechain
54	BA	1641	A	Sidechain
54	BA	1642	G	Sidechain
54	BA	1646	C	Sidechain
54	BA	1647	U	Sidechain
54	BA	1651	G	Sidechain
54	BA	1652	A	Sidechain
54	BA	1653	G	Sidechain
54	BA	1655	A	Sidechain
54	BA	1656	C	Sidechain
54	BA	1657	U	Sidechain
54	BA	1665	A	Sidechain
54	BA	1666	G	Sidechain
54	BA	1667	G	Sidechain
54	BA	1671	U	Sidechain
54	BA	1674	G	Sidechain
54	BA	168	G	Sidechain

Continued on next page...

Continued from previous page...

Mol	Chain	Res	Type	Group
54	BA	1680	U	Sidechain
54	BA	1683	U	Sidechain
54	BA	1685	C	Sidechain
54	BA	1693	U	Sidechain
54	BA	1698	A	Sidechain
54	BA	17	G	Sidechain
54	BA	1705	A	Sidechain
54	BA	1706	C	Sidechain
54	BA	1707	G	Sidechain
54	BA	1709	U	Sidechain
54	BA	1713	A	Sidechain
54	BA	1716	U	Sidechain
54	BA	1726	C	Sidechain
54	BA	1728	C	Sidechain
54	BA	1730	C	Sidechain
54	BA	1732	C	Sidechain
54	BA	1738	G	Sidechain
54	BA	1740	G	Sidechain
54	BA	1744	A	Sidechain
54	BA	1750	G	Sidechain
54	BA	1753	G	Sidechain
54	BA	1757	A	Sidechain
54	BA	176	A	Sidechain
54	BA	1763	G	Sidechain
54	BA	1769	U	Sidechain
54	BA	177	G	Sidechain
54	BA	1773	A	Sidechain
54	BA	1774	C	Sidechain
54	BA	1775	U	Sidechain
54	BA	1782	U	Sidechain
54	BA	1784	A	Sidechain
54	BA	1788	C	Sidechain
54	BA	1790	C	Sidechain
54	BA	1791	A	Sidechain
54	BA	1795	C	Sidechain
54	BA	1797	G	Sidechain
54	BA	180	G	Sidechain
54	BA	1802	A	Sidechain
54	BA	1804	C	Sidechain
54	BA	1805	A	Sidechain
54	BA	1807	G	Sidechain
54	BA	181	A	Sidechain

Continued on next page...

Continued from previous page...

Mol	Chain	Res	Type	Group
54	BA	1814	G	Sidechain
54	BA	1816	C	Sidechain
54	BA	1821	A	Sidechain
54	BA	1828	G	Sidechain
54	BA	1831	G	Sidechain
54	BA	1832	C	Sidechain
54	BA	1837	C	Sidechain
54	BA	1839	G	Sidechain
54	BA	1842	G	Sidechain
54	BA	1844	C	Sidechain
54	BA	1847	A	Sidechain
54	BA	1849	G	Sidechain
54	BA	1855	U	Sidechain
54	BA	1860	G	Sidechain
54	BA	1861	G	Sidechain
54	BA	1869	G	Sidechain
54	BA	1881	C	Sidechain
54	BA	1883	U	Sidechain
54	BA	1884	G	Sidechain
54	BA	189	G	Sidechain
54	BA	19	A	Sidechain
54	BA	190	A	Sidechain
54	BA	1906	G	Sidechain
54	BA	1910	G	Sidechain
54	BA	1916	A	Sidechain
54	BA	1927	A	Sidechain
54	BA	1931	U	Sidechain
54	BA	1932	A	Sidechain
54	BA	1933	G	Sidechain
54	BA	1937	A	Sidechain
54	BA	194	G	Sidechain
54	BA	1942	C	Sidechain
54	BA	1950	G	Sidechain
54	BA	1954	G	Sidechain
54	BA	1956	U	Sidechain
54	BA	1958	C	Sidechain
54	BA	1959	G	Sidechain
54	BA	196	A	Sidechain
54	BA	1960	A	Sidechain
54	BA	1969	A	Sidechain
54	BA	1972	G	Sidechain
54	BA	1974	C	Sidechain

Continued on next page...

Continued from previous page...

Mol	Chain	Res	Type	Group
54	BA	1979	U	Sidechain
54	BA	2006	C	Sidechain
54	BA	2009	A	Sidechain
54	BA	2014	A	Sidechain
54	BA	2018	G	Sidechain
54	BA	2028	U	Sidechain
54	BA	2029	G	Sidechain
54	BA	2032	G	Sidechain
54	BA	2034	U	Sidechain
54	BA	2035	G	Sidechain
54	BA	2043	C	Sidechain
54	BA	205	G	Sidechain
54	BA	2058	A	Sidechain
54	BA	2063	C	Sidechain
54	BA	2067	G	Sidechain
54	BA	207	A	Sidechain
54	BA	2070	A	Sidechain
54	BA	2086	U	Sidechain
54	BA	2089	C	Sidechain
54	BA	209	C	Sidechain
54	BA	2090	A	Sidechain
54	BA	2091	C	Sidechain
54	BA	2093	G	Sidechain
54	BA	2098	U	Sidechain
54	BA	2106	U	Sidechain
54	BA	2107	G	Sidechain
54	BA	2108	A	Sidechain
54	BA	211	C	Sidechain
54	BA	2112	G	Sidechain
54	BA	2113	U	Sidechain
54	BA	2115	G	Sidechain
54	BA	2120	G	Sidechain
54	BA	2127	G	Sidechain
54	BA	2129	C	Sidechain
54	BA	213	A	Sidechain
54	BA	2132	U	Sidechain
54	BA	2133	G	Sidechain
54	BA	2134	A	Sidechain
54	BA	2137	U	Sidechain
54	BA	2138	G	Sidechain
54	BA	2141	G	Sidechain
54	BA	2143	C	Sidechain

Continued on next page...

Continued from previous page...

Mol	Chain	Res	Type	Group
54	BA	2145	C	Sidechain
54	BA	2148	G	Sidechain
54	BA	2149	U	Sidechain
54	BA	2153	C	Sidechain
54	BA	2157	G	Sidechain
54	BA	2159	G	Sidechain
54	BA	2160	C	Sidechain
54	BA	2168	G	Sidechain
54	BA	2180	U	Sidechain
54	BA	2182	U	Sidechain
54	BA	2186	G	Sidechain
54	BA	2189	U	Sidechain
54	BA	2192	U	Sidechain
54	BA	2194	U	Sidechain
54	BA	2200	C	Sidechain
54	BA	2204	G	Sidechain
54	BA	2208	C	Sidechain
54	BA	221	A	Sidechain
54	BA	2211	A	Sidechain
54	BA	2215	C	Sidechain
54	BA	222	A	Sidechain
54	BA	2228	G	Sidechain
54	BA	2230	G	Sidechain
54	BA	2237	G	Sidechain
54	BA	2243	U	Sidechain
54	BA	2246	G	Sidechain
54	BA	2247	A	Sidechain
54	BA	2259	U	Sidechain
54	BA	2260	C	Sidechain
54	BA	2265	U	Sidechain
54	BA	2266	A	Sidechain
54	BA	227	A	Sidechain
54	BA	2282	G	Sidechain
54	BA	2289	G	Sidechain
54	BA	2293	G	Sidechain
54	BA	2296	U	Sidechain
54	BA	2300	C	Sidechain
54	BA	2301	C	Sidechain
54	BA	2305	U	Sidechain
54	BA	231	A	Sidechain
54	BA	2311	A	Sidechain
54	BA	2318	G	Sidechain

Continued on next page...

Continued from previous page...

Mol	Chain	Res	Type	Group
54	BA	2325	G	Sidechain
54	BA	2326	C	Sidechain
54	BA	2327	A	Sidechain
54	BA	2331	G	Sidechain
54	BA	2336	A	Sidechain
54	BA	2338	C	Sidechain
54	BA	2342	C	Sidechain
54	BA	2349	G	Sidechain
54	BA	2357	G	Sidechain
54	BA	2358	A	Sidechain
54	BA	2363	G	Sidechain
54	BA	2367	G	Sidechain
54	BA	2375	G	Sidechain
54	BA	2386	A	Sidechain
54	BA	2390	U	Sidechain
54	BA	2391	G	Sidechain
54	BA	2394	C	Sidechain
54	BA	2395	C	Sidechain
54	BA	24	G	Sidechain
54	BA	2402	U	Sidechain
54	BA	2408	U	Sidechain
54	BA	2415	G	Sidechain
54	BA	2428	G	Sidechain
54	BA	243	U	Sidechain
54	BA	244	A	Sidechain
54	BA	2444	G	Sidechain
54	BA	2447	G	Sidechain
54	BA	2448	A	Sidechain
54	BA	2454	G	Sidechain
54	BA	2458	G	Sidechain
54	BA	2460	U	Sidechain
54	BA	247	G	Sidechain
54	BA	2472	G	Sidechain
54	BA	2473	U	Sidechain
54	BA	2474	U	Sidechain
54	BA	2475	C	Sidechain
54	BA	2476	A	Sidechain
54	BA	2477	U	Sidechain
54	BA	2488	G	Sidechain
54	BA	2489	U	Sidechain
54	BA	249	C	Sidechain
54	BA	2491	U	Sidechain

Continued on next page...

Continued from previous page...

Mol	Chain	Res	Type	Group
54	BA	2494	G	Sidechain
54	BA	2496	C	Sidechain
54	BA	250	G	Sidechain
54	BA	2500	U	Sidechain
54	BA	2501	C	Sidechain
54	BA	2502	G	Sidechain
54	BA	2505	G	Sidechain
54	BA	2506	U	Sidechain
54	BA	2507	C	Sidechain
54	BA	2516	A	Sidechain
54	BA	2517	C	Sidechain
54	BA	2521	C	Sidechain
54	BA	2529	G	Sidechain
54	BA	2536	G	Sidechain
54	BA	2538	C	Sidechain
54	BA	2540	C	Sidechain
54	BA	2549	G	Sidechain
54	BA	2552	U	Sidechain
54	BA	2553	G	Sidechain
54	BA	2564	A	Sidechain
54	BA	2565	A	Sidechain
54	BA	2566	A	Sidechain
54	BA	2581	G	Sidechain
54	BA	2584	U	Sidechain
54	BA	2586	U	Sidechain
54	BA	2589	A	Sidechain
54	BA	2595	G	Sidechain
54	BA	2600	A	Sidechain
54	BA	2608	G	Sidechain
54	BA	2609	U	Sidechain
54	BA	2618	G	Sidechain
54	BA	2622	U	Sidechain
54	BA	2624	G	Sidechain
54	BA	2628	C	Sidechain
54	BA	2633	G	Sidechain
54	BA	2637	U	Sidechain
54	BA	264	C	Sidechain
54	BA	2645	G	Sidechain
54	BA	2649	C	Sidechain
54	BA	265	A	Sidechain
54	BA	2651	C	Sidechain
54	BA	2655	G	Sidechain

Continued on next page...

Continued from previous page...

Mol	Chain	Res	Type	Group
54	BA	2656	U	Sidechain
54	BA	2659	G	Sidechain
54	BA	2664	G	Sidechain
54	BA	2665	A	Sidechain
54	BA	2667	C	Sidechain
54	BA	2669	G	Sidechain
54	BA	2670	A	Sidechain
54	BA	2674	G	Sidechain
54	BA	2677	G	Sidechain
54	BA	268	C	Sidechain
54	BA	2680	U	Sidechain
54	BA	2681	C	Sidechain
54	BA	2682	A	Sidechain
54	BA	2683	C	Sidechain
54	BA	2702	G	Sidechain
54	BA	2706	A	Sidechain
54	BA	2710	C	Sidechain
54	BA	2711	A	Sidechain
54	BA	2712	C	Sidechain
54	BA	2714	G	Sidechain
54	BA	2727	A	Sidechain
54	BA	2729	G	Sidechain
54	BA	2731	G	Sidechain
54	BA	2735	G	Sidechain
54	BA	2751	G	Sidechain
54	BA	2753	A	Sidechain
54	BA	2756	U	Sidechain
54	BA	276	U	Sidechain
54	BA	2760	C	Sidechain
54	BA	2770	G	Sidechain
54	BA	278	A	Sidechain
54	BA	2781	A	Sidechain
54	BA	2784	U	Sidechain
54	BA	2785	C	Sidechain
54	BA	2786	U	Sidechain
54	BA	279	A	Sidechain
54	BA	2794	C	Sidechain
54	BA	2801	G	Sidechain
54	BA	2804	U	Sidechain
54	BA	2808	G	Sidechain
54	BA	2816	G	Sidechain
54	BA	2817	U	Sidechain

Continued on next page...

Continued from previous page...

Mol	Chain	Res	Type	Group
54	BA	282	A	Sidechain
54	BA	2822	G	Sidechain
54	BA	2825	G	Sidechain
54	BA	2831	G	Sidechain
54	BA	2835	A	Sidechain
54	BA	2836	U	Sidechain
54	BA	2848	G	Sidechain
54	BA	2857	G	Sidechain
54	BA	2859	G	Sidechain
54	BA	2864	G	Sidechain
54	BA	2868	A	Sidechain
54	BA	2874	C	Sidechain
54	BA	2875	C	Sidechain
54	BA	2876	G	Sidechain
54	BA	2883	A	Sidechain
54	BA	2886	A	Sidechain
54	BA	2889	C	Sidechain
54	BA	2891	U	Sidechain
54	BA	2892	G	Sidechain
54	BA	296	U	Sidechain
54	BA	298	G	Sidechain
54	BA	303	G	Sidechain
54	BA	304	U	Sidechain
54	BA	307	G	Sidechain
54	BA	308	G	Sidechain
54	BA	311	A	Sidechain
54	BA	313	G	Sidechain
54	BA	314	C	Sidechain
54	BA	318	C	Sidechain
54	BA	319	G	Sidechain
54	BA	323	C	Sidechain
54	BA	331	C	Sidechain
54	BA	332	A	Sidechain
54	BA	333	G	Sidechain
54	BA	34	U	Sidechain
54	BA	341	C	Sidechain
54	BA	354	A	Sidechain
54	BA	360	U	Sidechain
54	BA	363	G	Sidechain
54	BA	364	C	Sidechain
54	BA	365	U	Sidechain
54	BA	372	G	Sidechain

Continued on next page...

Continued from previous page...

Mol	Chain	Res	Type	Group
54	BA	379	G	Sidechain
54	BA	381	G	Sidechain
54	BA	387	U	Sidechain
54	BA	392	U	Sidechain
54	BA	394	C	Sidechain
54	BA	395	U	Sidechain
54	BA	4	U	Sidechain
54	BA	401	A	Sidechain
54	BA	406	G	Sidechain
54	BA	418	C	Sidechain
54	BA	419	U	Sidechain
54	BA	422	A	Sidechain
54	BA	423	A	Sidechain
54	BA	424	G	Sidechain
54	BA	434	U	Sidechain
54	BA	439	A	Sidechain
54	BA	44	A	Sidechain
54	BA	440	C	Sidechain
54	BA	446	G	Sidechain
54	BA	45	G	Sidechain
54	BA	450	G	Sidechain
54	BA	452	G	Sidechain
54	BA	455	C	Sidechain
54	BA	456	C	Sidechain
54	BA	458	G	Sidechain
54	BA	46	G	Sidechain
54	BA	460	A	Sidechain
54	BA	464	U	Sidechain
54	BA	472	A	Sidechain
54	BA	473	G	Sidechain
54	BA	474	G	Sidechain
54	BA	476	G	Sidechain
54	BA	479	A	Sidechain
54	BA	48	G	Sidechain
54	BA	481	G	Sidechain
54	BA	482	A	Sidechain
54	BA	488	G	Sidechain
54	BA	49	A	Sidechain
54	BA	491	G	Sidechain
54	BA	495	G	Sidechain
54	BA	500	G	Sidechain
54	BA	501	A	Sidechain

Continued on next page...

Continued from previous page...

Mol	Chain	Res	Type	Group
54	BA	505	A	Sidechain
54	BA	506	G	Sidechain
54	BA	509	C	Sidechain
54	BA	51	G	Sidechain
54	BA	518	G	Sidechain
54	BA	525	U	Sidechain
54	BA	528	A	Sidechain
54	BA	529	A	Sidechain
54	BA	537	G	Sidechain
54	BA	541	A	Sidechain
54	BA	548	G	Sidechain
54	BA	55	G	Sidechain
54	BA	552	U	Sidechain
54	BA	556	A	Sidechain
54	BA	558	U	Sidechain
54	BA	56	A	Sidechain
54	BA	561	G	Sidechain
54	BA	567	U	Sidechain
54	BA	568	U	Sidechain
54	BA	570	G	Sidechain
54	BA	575	A	Sidechain
54	BA	577	G	Sidechain
54	BA	58	G	Sidechain
54	BA	581	C	Sidechain
54	BA	585	G	Sidechain
54	BA	588	U	Sidechain
54	BA	594	U	Sidechain
54	BA	606	U	Sidechain
54	BA	607	U	Sidechain
54	BA	608	A	Sidechain
54	BA	611	C	Sidechain
54	BA	612	G	Sidechain
54	BA	617	G	Sidechain
54	BA	623	C	Sidechain
54	BA	63	A	Sidechain
54	BA	630	G	Sidechain
54	BA	631	A	Sidechain
54	BA	636	G	Sidechain
54	BA	640	C	Sidechain
54	BA	641	U	Sidechain
54	BA	642	U	Sidechain
54	BA	647	G	Sidechain

Continued on next page...

Continued from previous page...

Mol	Chain	Res	Type	Group
54	BA	650	C	Sidechain
54	BA	653	U	Sidechain
54	BA	655	A	Sidechain
54	BA	656	G	Sidechain
54	BA	669	G	Sidechain
54	BA	670	A	Sidechain
54	BA	671	C	Sidechain
54	BA	674	G	Sidechain
54	BA	679	C	Sidechain
54	BA	682	G	Sidechain
54	BA	683	U	Sidechain
54	BA	686	U	Sidechain
54	BA	687	C	Sidechain
54	BA	69	C	Sidechain
54	BA	690	G	Sidechain
54	BA	698	C	Sidechain
54	BA	700	G	Sidechain
54	BA	703	U	Sidechain
54	BA	707	G	Sidechain
54	BA	71	A	Sidechain
54	BA	710	U	Sidechain
54	BA	714	U	Sidechain
54	BA	721	A	Sidechain
54	BA	724	U	Sidechain
54	BA	726	G	Sidechain
54	BA	727	A	Sidechain
54	BA	728	G	Sidechain
54	BA	729	G	Sidechain
54	BA	732	C	Sidechain
54	BA	74	A	Sidechain
54	BA	742	A	Sidechain
54	BA	744	U	Sidechain
54	BA	748	G	Sidechain
54	BA	759	G	Sidechain
54	BA	768	G	Sidechain
54	BA	77	G	Sidechain
54	BA	772	C	Sidechain
54	BA	775	G	Sidechain
54	BA	777	G	Sidechain
54	BA	779	U	Sidechain
54	BA	792	A	Sidechain
54	BA	795	C	Sidechain

Continued on next page...

Continued from previous page...

Mol	Chain	Res	Type	Group
54	BA	800	A	Sidechain
54	BA	802	A	Sidechain
54	BA	809	G	Sidechain
54	BA	811	U	Sidechain
54	BA	820	A	Sidechain
54	BA	823	C	Sidechain
54	BA	827	U	Sidechain
54	BA	828	U	Sidechain
54	BA	83	A	Sidechain
54	BA	833	A	Sidechain
54	BA	834	G	Sidechain
54	BA	837	C	Sidechain
54	BA	845	A	Sidechain
54	BA	846	U	Sidechain
54	BA	847	U	Sidechain
54	BA	85	G	Sidechain
54	BA	852	U	Sidechain
54	BA	858	G	Sidechain
54	BA	859	G	Sidechain
54	BA	86	G	Sidechain
54	BA	864	G	Sidechain
54	BA	868	U	Sidechain
54	BA	869	G	Sidechain
54	BA	87	U	Sidechain
54	BA	871	U	Sidechain
54	BA	874	G	Sidechain
54	BA	875	G	Sidechain
54	BA	877	A	Sidechain
54	BA	884	U	Sidechain
54	BA	886	A	Sidechain
54	BA	892	A	Sidechain
54	BA	896	A	Sidechain
54	BA	900	A	Sidechain
54	BA	909	A	Sidechain
54	BA	910	A	Sidechain
54	BA	912	C	Sidechain
54	BA	914	G	Sidechain
54	BA	92	U	Sidechain
54	BA	923	G	Sidechain
54	BA	930	G	Sidechain
54	BA	934	U	Sidechain
54	BA	936	A	Sidechain

Continued on next page...

Continued from previous page...

Mol	Chain	Res	Type	Group
54	BA	94	A	Sidechain
54	BA	942	G	Sidechain
54	BA	945	A	Sidechain
54	BA	947	A	Sidechain
54	BA	949	G	Sidechain
54	BA	95	A	Sidechain
54	BA	950	G	Sidechain
54	BA	954	G	Sidechain
54	BA	956	G	Sidechain
54	BA	958	U	Sidechain
54	BA	962	G	Sidechain
54	BA	964	C	Sidechain
54	BA	972	A	Sidechain
54	BA	974	G	Sidechain
54	BA	975	A	Sidechain
54	BA	985	C	Sidechain
54	BA	986	C	Sidechain
54	BA	989	G	Sidechain
54	BA	993	G	Sidechain
54	BA	994	C	Sidechain
55	BB	10	G	Sidechain
55	BB	106	G	Sidechain
55	BB	115	A	Sidechain
55	BB	15	A	Sidechain
55	BB	18	G	Sidechain
55	BB	27	C	Sidechain
55	BB	32	U	Sidechain
55	BB	33	G	Sidechain
55	BB	34	A	Sidechain
55	BB	37	C	Sidechain
55	BB	38	C	Sidechain
55	BB	40	U	Sidechain
55	BB	43	C	Sidechain
55	BB	48	U	Sidechain
55	BB	50	A	Sidechain
55	BB	51	G	Sidechain
55	BB	59	A	Sidechain
55	BB	6	G	Sidechain
55	BB	64	G	Sidechain
55	BB	65	U	Sidechain
55	BB	69	G	Sidechain
55	BB	70	C	Sidechain

Continued on next page...

Continued from previous page...

Mol	Chain	Res	Type	Group
55	BB	72	G	Sidechain
55	BB	75	G	Sidechain
55	BB	76	G	Sidechain
55	BB	84	G	Sidechain
55	BB	87	U	Sidechain
55	BB	89	U	Sidechain
37	BO	36	TYR	Sidechain

5.2 Too-close contacts [i](#)

In the following table, the Non-H and H(model) columns list the number of non-hydrogen atoms and hydrogen atoms in the chain respectively. The H(added) column lists the number of hydrogen atoms added and optimized by MolProbity. The Clashes column lists the number of clashes within the asymmetric unit, whereas Symm-Clashes lists symmetry-related clashes.

Mol	Chain	Non-H	H(model)	H(added)	Clashes	Symm-Clashes
1	AB	1708	0	1736	0	0
2	AC	1625	0	1699	0	0
3	AD	1643	0	1710	0	0
4	AE	1109	0	1152	0	0
5	AF	818	0	808	2	0
6	AG	1178	0	1234	0	0
7	AH	979	0	1034	0	0
8	AI	1025	0	1074	0	0
9	AJ	790	0	832	1	0
10	AK	880	0	891	0	0
11	AL	955	0	1019	0	0
12	AM	877	0	937	0	0
13	AN	805	0	844	0	0
14	AO	714	0	737	0	0
15	AP	639	0	656	0	0
16	AQ	652	0	695	0	0
17	AR	459	0	482	0	0
18	AS	641	0	669	0	0
19	AT	668	0	718	0	0
20	AU	429	0	453	0	0
21	AA	32828	0	16520	2	0
22	A1	1627	0	832	0	0
23	A2	309	0	158	0	0
24	A3	1642	0	843	0	0
25	BC	2083	0	2157	0	0
26	BD	1565	0	1616	0	0

Continued on next page...

Continued from previous page...

Mol	Chain	Non-H	H(model)	H(added)	Clashes	Symm-Clashes
27	BE	1552	0	1619	0	0
28	BF	1420	0	1460	1	0
29	BG	1323	0	1374	0	0
30	BH	1111	0	1148	0	0
31	BI	1032	0	1088	0	0
32	BJ	1129	0	1162	0	0
33	BK	939	0	1012	1	0
34	BL	1045	0	1117	0	0
35	BM	1074	0	1157	0	0
36	BN	961	0	1000	0	0
37	BO	892	0	923	0	0
38	BP	917	0	965	2	0
39	BQ	947	0	1022	1	0
40	BR	816	0	839	0	0
41	BS	857	0	922	0	0
42	BT	739	0	807	0	0
43	BU	780	0	834	0	0
44	BV	753	0	780	0	0
45	BW	599	0	614	0	0
46	BX	625	0	655	0	0
47	BY	509	0	543	0	0
48	BZ	449	0	491	0	0
49	B0	444	0	461	0	0
50	B1	413	0	444	0	0
51	B2	377	0	418	0	0
52	B3	504	0	574	0	0
53	B4	302	0	343	0	0
54	BA	62317	0	31345	1	0
55	BB	2504	0	1271	0	0
56	B5	1658	0	1751	0	0
57	A1	7	0	8	0	0
58	BA	10	0	10	0	0
All	All	147653	0	99663	11	0

The all-atom clashscore is defined as the number of clashes found per 1000 atoms (including hydrogen atoms). The all-atom clashscore for this structure is 0.

All (11) close contacts within the same asymmetric unit are listed below, sorted by their clash magnitude.

Atom-1	Atom-2	Interatomic distance (Å)	Clash overlap (Å)
28:BF:151:LEU:HD13	28:BF:151:LEU:H	1.75	0.51

Continued on next page...

Continued from previous page...

Atom-1	Atom-2	Interatomic distance (Å)	Clash overlap (Å)
9:AJ:57:VAL:HG23	9:AJ:58:ASN:H	1.77	0.50
5:AF:94:HIS:CG	5:AF:95:ALA:H	2.30	0.50
21:AA:565:U:H2'	21:AA:566:G:C8	2.48	0.47
21:AA:940:C:H2'	21:AA:941:G:C8	2.50	0.46
39:BQ:40:LYS:HE3	39:BQ:44:TYR:CZ	2.51	0.45
33:BK:119:ALA:H	33:BK:120:PRO:CD	2.32	0.43
38:BP:30:TRP:CD2	38:BP:37:LYS:HE2	2.53	0.43
54:BA:1256:G:H2'	54:BA:1257:C:C6	2.54	0.42
5:AF:94:HIS:CG	5:AF:95:ALA:N	2.89	0.41
38:BP:30:TRP:CE2	38:BP:37:LYS:HE2	2.55	0.41

There are no symmetry-related clashes.

5.3 Torsion angles [i](#)

5.3.1 Protein backbone [i](#)

In the following table, the Percentiles column shows the percent Ramachandran outliers of the chain as a percentile score with respect to all PDB entries followed by that with respect to all EM entries.

The Analysed column shows the number of residues for which the backbone conformation was analysed, and the total number of residues.

Mol	Chain	Analysed	Favoured	Allowed	Outliers	Percentiles	
1	AB	218/220 (99%)	198 (91%)	16 (7%)	4 (2%)	8	40
2	AC	205/208 (99%)	188 (92%)	8 (4%)	9 (4%)	2	22
3	AD	203/206 (98%)	182 (90%)	18 (9%)	3 (2%)	10	46
4	AE	150/152 (99%)	136 (91%)	8 (5%)	6 (4%)	3	23
5	AF	99/101 (98%)	84 (85%)	9 (9%)	6 (6%)	1	17
6	AG	150/152 (99%)	130 (87%)	14 (9%)	6 (4%)	3	23
7	AH	127/130 (98%)	124 (98%)	2 (2%)	1 (1%)	19	60
8	AI	126/128 (98%)	115 (91%)	9 (7%)	2 (2%)	9	44
9	AJ	98/100 (98%)	92 (94%)	2 (2%)	4 (4%)	3	23
10	AK	116/118 (98%)	104 (90%)	11 (10%)	1 (1%)	17	57
11	AL	121/124 (98%)	107 (88%)	13 (11%)	1 (1%)	19	60
12	AM	112/115 (97%)	98 (88%)	9 (8%)	5 (4%)	2	22

Continued on next page...

Continued from previous page...

Mol	Chain	Analysed	Favoured	Allowed	Outliers	Percentiles	
13	AN	98/101 (97%)	87 (89%)	10 (10%)	1 (1%)	15	55
14	AO	86/89 (97%)	79 (92%)	6 (7%)	1 (1%)	13	50
15	AP	79/81 (98%)	71 (90%)	7 (9%)	1 (1%)	12	48
16	AQ	80/82 (98%)	71 (89%)	7 (9%)	2 (2%)	5	32
17	AR	55/57 (96%)	52 (94%)	2 (4%)	1 (2%)	8	40
18	AS	79/81 (98%)	67 (85%)	9 (11%)	3 (4%)	3	24
19	AT	84/86 (98%)	78 (93%)	4 (5%)	2 (2%)	6	33
20	AU	51/53 (96%)	33 (65%)	14 (28%)	4 (8%)	1	13
25	BC	270/273 (99%)	237 (88%)	25 (9%)	8 (3%)	4	28
26	BD	207/209 (99%)	181 (87%)	17 (8%)	9 (4%)	2	22
27	BE	199/201 (99%)	180 (90%)	12 (6%)	7 (4%)	3	25
28	BF	176/179 (98%)	161 (92%)	8 (4%)	7 (4%)	3	23
29	BG	174/177 (98%)	158 (91%)	11 (6%)	5 (3%)	4	29
30	BH	147/149 (99%)	129 (88%)	15 (10%)	3 (2%)	7	38
31	BI	139/142 (98%)	132 (95%)	7 (5%)	0	100	100
32	BJ	140/142 (99%)	124 (89%)	11 (8%)	5 (4%)	3	25
33	BK	121/123 (98%)	103 (85%)	12 (10%)	6 (5%)	2	20
34	BL	141/144 (98%)	122 (86%)	10 (7%)	9 (6%)	1	16
35	BM	134/136 (98%)	121 (90%)	8 (6%)	5 (4%)	3	24
36	BN	119/121 (98%)	101 (85%)	17 (14%)	1 (1%)	19	60
37	BO	114/117 (97%)	109 (96%)	4 (4%)	1 (1%)	17	57
38	BP	112/115 (97%)	99 (88%)	10 (9%)	3 (3%)	5	31
39	BQ	115/118 (98%)	105 (91%)	7 (6%)	3 (3%)	5	31
40	BR	101/103 (98%)	94 (93%)	5 (5%)	2 (2%)	7	38
41	BS	108/110 (98%)	96 (89%)	8 (7%)	4 (4%)	3	24
42	BT	92/94 (98%)	80 (87%)	10 (11%)	2 (2%)	6	35
43	BU	101/104 (97%)	79 (78%)	16 (16%)	6 (6%)	1	17
44	BV	92/94 (98%)	88 (96%)	4 (4%)	0	100	100
45	BW	78/80 (98%)	64 (82%)	12 (15%)	2 (3%)	5	31
46	BX	75/79 (95%)	69 (92%)	6 (8%)	0	100	100
47	BY	61/63 (97%)	57 (93%)	3 (5%)	1 (2%)	9	44

Continued on next page...

Continued from previous page...

Mol	Chain	Analysed	Favoured	Allowed	Outliers	Percentiles	
48	BZ	56/59 (95%)	47 (84%)	4 (7%)	5 (9%)	1	11
49	B0	54/57 (95%)	50 (93%)	2 (4%)	2 (4%)	3	24
50	B1	50/52 (96%)	45 (90%)	4 (8%)	1 (2%)	7	38
51	B2	44/46 (96%)	42 (96%)	2 (4%)	0	100	100
52	B3	62/65 (95%)	50 (81%)	8 (13%)	4 (6%)	1	16
53	B4	36/38 (95%)	34 (94%)	2 (6%)	0	100	100
56	B5	221/234 (94%)	205 (93%)	15 (7%)	1 (0%)	29	69
All	All	5876/6008 (98%)	5258 (90%)	453 (8%)	165 (3%)	8	30

All (165) Ramachandran outliers are listed below:

Mol	Chain	Res	Type
1	AB	206	ILE
2	AC	4	VAL
3	AD	54	LEU
4	AE	105	ILE
5	AF	59	TYR
6	AG	11	ILE
13	AN	63	ARG
18	AS	22	VAL
18	AS	79	TYR
26	BD	2	ILE
26	BD	51	THR
26	BD	77	ARG
26	BD	150	GLN
27	BE	70	SER
27	BE	79	ARG
28	BF	12	VAL
28	BF	103	ILE
30	BH	121	VAL
33	BK	32	TYR
33	BK	119	ALA
34	BL	21	ARG
34	BL	101	ILE
35	BM	36	VAL
42	BT	70	HIS
43	BU	57	ILE
1	AB	87	ASP
5	AF	10	VAL
6	AG	5	VAL

Continued on next page...

Continued from previous page...

Mol	Chain	Res	Type
6	AG	56	SER
6	AG	129	ASN
7	AH	77	VAL
8	AI	117	LEU
9	AJ	75	ASP
12	AM	11	HIS
12	AM	22	TYR
19	AT	3	ILE
20	AU	34	ARG
25	BC	136	VAL
26	BD	34	VAL
27	BE	94	GLN
27	BE	147	LEU
28	BF	136	ILE
30	BH	29	PHE
30	BH	67	ALA
34	BL	29	LYS
38	BP	32	VAL
38	BP	109	ILE
39	BQ	86	SER
39	BQ	87	VAL
40	BR	80	ARG
43	BU	43	LYS
48	BZ	3	THR
48	BZ	4	ILE
48	BZ	31	ILE
49	B0	13	GLY
52	B3	3	ILE
2	AC	159	ALA
2	AC	195	ILE
4	AE	103	GLY
5	AF	65	GLU
6	AG	60	ALA
6	AG	114	SER
8	AI	128	LYS
16	AQ	64	ARG
19	AT	42	ASP
25	BC	37	SER
25	BC	123	ILE
25	BC	191	LEU
25	BC	235	GLU
26	BD	20	VAL

Continued on next page...

Continued from previous page...

Mol	Chain	Res	Type
26	BD	201	LEU
27	BE	11	ALA
28	BF	46	LYS
29	BG	22	VAL
29	BG	113	ASP
32	BJ	15	TRP
34	BL	16	GLY
34	BL	65	GLY
35	BM	21	ALA
38	BP	74	GLN
41	BS	90	LYS
43	BU	45	GLN
45	BW	38	ARG
50	B1	6	GLU
1	AB	36	LYS
2	AC	65	VAL
2	AC	100	ILE
3	AD	28	ASP
4	AE	54	GLU
4	AE	104	ILE
4	AE	127	TYR
5	AF	82	ASP
5	AF	98	GLU
9	AJ	5	ARG
9	AJ	57	VAL
10	AK	12	ARG
11	AL	15	VAL
12	AM	104	ASN
12	AM	112	ARG
14	AO	86	LEU
15	AP	9	HIS
20	AU	47	ALA
25	BC	196	ASN
26	BD	55	LYS
27	BE	55	SER
27	BE	96	VAL
29	BG	8	VAL
29	BG	151	ARG
32	BJ	81	ILE
33	BK	103	VAL
33	BK	110	GLU
34	BL	36	LYS

Continued on next page...

Continued from previous page...

Mol	Chain	Res	Type
35	BM	62	LYS
35	BM	133	LYS
37	BO	23	ALA
39	BQ	10	ARG
40	BR	53	PHE
43	BU	74	ALA
48	BZ	9	THR
52	B3	31	ILE
2	AC	167	TYR
5	AF	6	ILE
12	AM	103	THR
18	AS	80	ARG
25	BC	99	GLU
26	BD	43	ASP
28	BF	122	ASP
28	BF	148	VAL
32	BJ	45	THR
32	BJ	64	VAL
36	BN	80	PHE
41	BS	33	LEU
41	BS	92	ARG
42	BT	2	ILE
43	BU	5	ARG
43	BU	40	LEU
47	BY	37	LEU
49	B0	27	LEU
52	B3	50	SER
56	B5	217	THR
3	AD	82	LYS
16	AQ	15	LYS
17	AR	20	ILE
34	BL	5	THR
34	BL	85	VAL
45	BW	70	VAL
4	AE	43	GLY
20	AU	27	VAL
33	BK	93	GLN
34	BL	55	MET
41	BS	96	ILE
48	BZ	32	GLY
1	AB	185	ILE
2	AC	172	VAL

Continued on next page...

Continued from previous page...

Mol	Chain	Res	Type
2	AC	194	VAL
9	AJ	42	LEU
25	BC	2	VAL
32	BJ	48	VAL
2	AC	206	ILE
20	AU	5	VAL
28	BF	123	GLY
33	BK	47	ILE
29	BG	116	LEU
35	BM	126	ILE
52	B3	44	ARG

5.3.2 Protein sidechains [i](#)

In the following table, the Percentiles column shows the percent sidechain outliers of the chain as a percentile score with respect to all PDB entries followed by that with respect to all EM entries.

The Analysed column shows the number of residues for which the sidechain conformation was analysed, and the total number of residues.

Mol	Chain	Analysed	Rotameric	Outliers	Percentiles	
1	AB	180/180 (100%)	175 (97%)	5 (3%)	43	65
2	AC	170/171 (99%)	166 (98%)	4 (2%)	49	69
3	AD	172/173 (99%)	168 (98%)	4 (2%)	50	70
4	AE	113/113 (100%)	112 (99%)	1 (1%)	78	87
5	AF	87/87 (100%)	85 (98%)	2 (2%)	50	70
6	AG	123/123 (100%)	121 (98%)	2 (2%)	62	79
7	AH	104/105 (99%)	102 (98%)	2 (2%)	57	75
8	AI	105/105 (100%)	100 (95%)	5 (5%)	25	51
9	AJ	86/86 (100%)	86 (100%)	0	100	100
10	AK	90/90 (100%)	88 (98%)	2 (2%)	52	71
11	AL	103/104 (99%)	103 (100%)	0	100	100
12	AM	91/92 (99%)	90 (99%)	1 (1%)	73	84
13	AN	83/84 (99%)	82 (99%)	1 (1%)	71	83
14	AO	76/77 (99%)	75 (99%)	1 (1%)	69	81
15	AP	65/65 (100%)	63 (97%)	2 (3%)	40	62

Continued on next page...

Continued from previous page...

Mol	Chain	Analysed	Rotameric	Outliers	Percentiles	
16	AQ	74/74 (100%)	74 (100%)	0	100	100
17	AR	48/48 (100%)	48 (100%)	0	100	100
18	AS	70/70 (100%)	70 (100%)	0	100	100
19	AT	65/65 (100%)	65 (100%)	0	100	100
20	AU	44/44 (100%)	44 (100%)	0	100	100
25	BC	216/217 (100%)	212 (98%)	4 (2%)	57	75
26	BD	164/164 (100%)	161 (98%)	3 (2%)	59	77
27	BE	165/165 (100%)	161 (98%)	4 (2%)	49	69
28	BF	149/150 (99%)	146 (98%)	3 (2%)	55	74
29	BG	137/138 (99%)	134 (98%)	3 (2%)	52	71
30	BH	114/114 (100%)	114 (100%)	0	100	100
31	BI	109/110 (99%)	107 (98%)	2 (2%)	59	77
32	BJ	116/116 (100%)	115 (99%)	1 (1%)	78	87
33	BK	103/103 (100%)	102 (99%)	1 (1%)	76	86
34	BL	102/103 (99%)	102 (100%)	0	100	100
35	BM	109/109 (100%)	107 (98%)	2 (2%)	59	77
36	BN	100/100 (100%)	100 (100%)	0	100	100
37	BO	86/87 (99%)	83 (96%)	3 (4%)	36	59
38	BP	99/100 (99%)	97 (98%)	2 (2%)	55	74
39	BQ	89/90 (99%)	88 (99%)	1 (1%)	73	84
40	BR	84/84 (100%)	83 (99%)	1 (1%)	71	83
41	BS	93/93 (100%)	91 (98%)	2 (2%)	52	71
42	BT	80/80 (100%)	79 (99%)	1 (1%)	69	81
43	BU	83/84 (99%)	81 (98%)	2 (2%)	49	69
44	BV	78/78 (100%)	77 (99%)	1 (1%)	69	81
45	BW	59/59 (100%)	55 (93%)	4 (7%)	16	41
46	BX	67/68 (98%)	66 (98%)	1 (2%)	65	80
47	BY	55/55 (100%)	55 (100%)	0	100	100
48	BZ	48/49 (98%)	48 (100%)	0	100	100
49	B0	47/48 (98%)	46 (98%)	1 (2%)	53	72
50	B1	45/45 (100%)	45 (100%)	0	100	100

Continued on next page...

Continued from previous page...

Mol	Chain	Analysed	Rotameric	Outliers	Percentiles	
51	B2	38/38 (100%)	37 (97%)	1 (3%)	46	66
52	B3	51/52 (98%)	50 (98%)	1 (2%)	55	74
53	B4	34/34 (100%)	34 (100%)	0	100	100
56	B5	173/181 (96%)	170 (98%)	3 (2%)	60	78
All	All	4842/4870 (99%)	4763 (98%)	79 (2%)	64	79

All (79) residues with a non-rotameric sidechain are listed below:

Mol	Chain	Res	Type
1	AB	22	TRP
1	AB	88	GLN
1	AB	92	ASN
1	AB	99	MET
1	AB	129	THR
2	AC	11	LEU
2	AC	35	ASP
2	AC	133	MET
2	AC	200	TRP
3	AD	39	GLN
3	AD	119	HIS
3	AD	139	ASN
3	AD	194	ILE
4	AE	152	VAL
5	AF	52	ASN
5	AF	61	LEU
6	AG	14	ASP
6	AG	59	GLU
7	AH	2	MET
7	AH	104	SER
8	AI	38	PHE
8	AI	41	GLU
8	AI	55	ASP
8	AI	105	ARG
8	AI	106	ASP
10	AK	36	ARG
10	AK	100	ASN
12	AM	53	ASP
13	AN	98	LYS
14	AO	48	ASP
15	AP	1	MET
15	AP	79	ASN

Continued on next page...

Continued from previous page...

Mol	Chain	Res	Type
25	BC	22	GLU
25	BC	175	LEU
25	BC	179	GLU
25	BC	191	LEU
26	BD	32	ASN
26	BD	43	ASP
26	BD	148	GLN
27	BE	7	ASP
27	BE	78	TRP
27	BE	168	ASP
27	BE	184	ASP
28	BF	15	LEU
28	BF	134	GLN
28	BF	151	LEU
29	BG	33	THR
29	BG	120	ILE
29	BG	154	GLU
31	BI	20	SER
31	BI	50	LYS
32	BJ	81	ILE
33	BK	32	TYR
35	BM	16	ARG
35	BM	97	GLN
37	BO	30	ARG
37	BO	38	GLN
37	BO	117	PHE
38	BP	50	ARG
38	BP	85	VAL
39	BQ	71	ASN
40	BR	23	GLU
41	BS	1	MET
41	BS	70	LYS
42	BT	34	VAL
43	BU	40	LEU
43	BU	46	LYS
44	BV	51	GLN
45	BW	38	ARG
45	BW	49	ASN
45	BW	55	ASP
45	BW	80	SER
46	BX	29	LEU
49	B0	2	VAL

Continued on next page...

Continued from previous page...

Mol	Chain	Res	Type
51	B2	19	ARG
52	B3	33	THR
56	B5	165	ASN
56	B5	215	SER
56	B5	217	THR

Sometimes sidechains can be flipped to improve hydrogen bonding and reduce clashes. All (5) such sidechains are listed below:

Mol	Chain	Res	Type
5	AF	14	GLN
27	BE	46	GLN
35	BM	97	GLN
37	BO	29	HIS
49	B0	40	HIS

5.3.3 RNA [i](#)

Mol	Chain	Analysed	Backbone Outliers	Pucker Outliers
21	AA	1529/1533 (99%)	229 (14%)	86 (5%)
22	A1	73/76 (96%)	14 (19%)	5 (6%)
23	A2	15/15 (100%)	5 (33%)	4 (26%)
24	A3	76/77 (98%)	17 (22%)	6 (7%)
54	BA	2902/2903 (99%)	457 (15%)	117 (4%)
55	BB	116/118 (98%)	18 (15%)	4 (3%)
All	All	4711/4722 (99%)	740 (15%)	222 (4%)

All (740) RNA backbone outliers are listed below:

Mol	Chain	Res	Type
21	AA	8	A
21	AA	27	G
21	AA	28	A
21	AA	32	A
21	AA	35	G
21	AA	36	C
21	AA	39	G
21	AA	47	C
21	AA	48	C
21	AA	49	U
21	AA	50	A

Continued on next page...

Continued from previous page...

Mol	Chain	Res	Type
21	AA	51	A
21	AA	55	A
21	AA	56	U
21	AA	61	G
21	AA	66	A
21	AA	69	G
21	AA	70	U
21	AA	86	G
21	AA	95	C
21	AA	108	G
21	AA	109	A
21	AA	120	A
21	AA	124	C
21	AA	130	A
21	AA	131	A
21	AA	144	G
21	AA	159	G
21	AA	165	G
21	AA	180	U
21	AA	183	C
21	AA	191	G
21	AA	198	G
21	AA	211	G
21	AA	214	C
21	AA	240	G
21	AA	244	U
21	AA	247	G
21	AA	251	G
21	AA	252	U
21	AA	258	G
21	AA	259	G
21	AA	266	G
21	AA	282	A
21	AA	289	G
21	AA	305	G
21	AA	306	A
21	AA	308	C
21	AA	316	C
21	AA	328	C
21	AA	329	A
21	AA	345	C
21	AA	352	C

Continued on next page...

Continued from previous page...

Mol	Chain	Res	Type
21	AA	353	A
21	AA	354	G
21	AA	367	U
21	AA	369	G
21	AA	372	C
21	AA	373	A
21	AA	381	C
21	AA	382	A
21	AA	383	A
21	AA	392	C
21	AA	397	A
21	AA	406	G
21	AA	412	A
21	AA	413	G
21	AA	422	C
21	AA	424	G
21	AA	429	U
21	AA	462	G
21	AA	463	U
21	AA	465	A
21	AA	466	A
21	AA	468	A
21	AA	493	A
21	AA	499	A
21	AA	511	C
21	AA	519	C
21	AA	524	G
21	AA	525	C
21	AA	527	G
21	AA	532	A
21	AA	547	A
21	AA	559	A
21	AA	560	A
21	AA	561	U
21	AA	563	A
21	AA	564	C
21	AA	565	U
21	AA	573	A
21	AA	576	C
21	AA	589	U
21	AA	607	A
21	AA	608	A

Continued on next page...

Continued from previous page...

Mol	Chain	Res	Type
21	AA	615	G
21	AA	632	U
21	AA	633	G
21	AA	653	U
21	AA	665	A
21	AA	687	A
21	AA	700	G
21	AA	704	A
21	AA	755	G
21	AA	761	G
21	AA	762	U
21	AA	764	C
21	AA	765	G
21	AA	777	A
21	AA	779	C
21	AA	794	A
21	AA	812	G
21	AA	816	A
21	AA	828	U
21	AA	841	C
21	AA	842	U
21	AA	843	U
21	AA	844	G
21	AA	845	A
21	AA	846	G
21	AA	913	A
21	AA	914	A
21	AA	926	G
21	AA	927	G
21	AA	933	G
21	AA	934	C
21	AA	935	A
21	AA	939	G
21	AA	942	G
21	AA	944	G
21	AA	959	A
21	AA	960	U
21	AA	961	U
21	AA	966	G
21	AA	968	A
21	AA	971	G
21	AA	976	G

Continued on next page...

Continued from previous page...

Mol	Chain	Res	Type
21	AA	977	A
21	AA	980	C
21	AA	981	U
21	AA	991	U
21	AA	993	G
21	AA	996	A
21	AA	1004	A
21	AA	1006	G
21	AA	1025	U
21	AA	1026	G
21	AA	1029	U
21	AA	1030	U
21	AA	1032	G
21	AA	1033	G
21	AA	1053	G
21	AA	1054	C
21	AA	1065	U
21	AA	1081	A
21	AA	1094	G
21	AA	1095	U
21	AA	1101	A
21	AA	1102	A
21	AA	1130	A
21	AA	1137	C
21	AA	1139	G
21	AA	1143	G
21	AA	1159	U
21	AA	1167	A
21	AA	1168	U
21	AA	1183	U
21	AA	1184	G
21	AA	1189	U
21	AA	1190	G
21	AA	1191	A
21	AA	1195	C
21	AA	1196	A
21	AA	1197	A
21	AA	1200	C
21	AA	1201	A
21	AA	1202	U
21	AA	1212	U
21	AA	1213	A

Continued on next page...

Continued from previous page...

Mol	Chain	Res	Type
21	AA	1215	G
21	AA	1224	U
21	AA	1225	A
21	AA	1227	A
21	AA	1228	C
21	AA	1229	A
21	AA	1240	U
21	AA	1256	A
21	AA	1257	A
21	AA	1264	U
21	AA	1265	C
21	AA	1279	G
21	AA	1280	A
21	AA	1282	C
21	AA	1285	A
21	AA	1286	U
21	AA	1300	G
21	AA	1301	U
21	AA	1303	C
21	AA	1304	G
21	AA	1305	G
21	AA	1306	A
21	AA	1312	G
21	AA	1320	C
21	AA	1335	U
21	AA	1336	C
21	AA	1337	G
21	AA	1346	A
21	AA	1347	G
21	AA	1378	C
21	AA	1379	G
21	AA	1381	U
21	AA	1423	G
21	AA	1429	A
21	AA	1430	A
21	AA	1446	A
21	AA	1460	C
21	AA	1468	A
21	AA	1481	U
21	AA	1499	A
21	AA	1502	A
21	AA	1503	A

Continued on next page...

Continued from previous page...

Mol	Chain	Res	Type
21	AA	1504	G
21	AA	1505	G
21	AA	1506	U
21	AA	1516	G
21	AA	1517	G
21	AA	1529	G
21	AA	1533	C
21	AA	1534	A
22	A1	7	4SU
22	A1	8	U
22	A1	16	C
22	A1	17	U
22	A1	19	G
22	A1	21	A
22	A1	25	C
22	A1	47	U
22	A1	56	C
22	A1	59	U
22	A1	60	C
22	A1	61	C
22	A1	75	C
22	A1	76	A
23	A2	80	C
23	A2	81	U
23	A2	89	U
23	A2	91	A
23	A2	93	U
24	A3	3	C
24	A3	10	G
24	A3	18	U
24	A3	20	G
24	A3	25	U
24	A3	40	C
24	A3	43	G
24	A3	48	U
24	A3	49	C
24	A3	61	U
24	A3	62	C
24	A3	64	G
24	A3	65	G
24	A3	73	A
24	A3	74	A

Continued on next page...

Continued from previous page...

Mol	Chain	Res	Type
24	A3	75	C
24	A3	77	A
54	BA	12	U
54	BA	20	C
54	BA	34	U
54	BA	45	G
54	BA	71	A
54	BA	74	A
54	BA	75	G
54	BA	83	A
54	BA	88	G
54	BA	91	A
54	BA	100	U
54	BA	101	A
54	BA	102	U
54	BA	118	A
54	BA	119	A
54	BA	120	U
54	BA	121	G
54	BA	122	G
54	BA	126	A
54	BA	138	U
54	BA	139	U
54	BA	147	C
54	BA	163	C
54	BA	164	C
54	BA	181	A
54	BA	196	A
54	BA	199	A
54	BA	200	U
54	BA	204	A
54	BA	216	A
54	BA	222	A
54	BA	230	G
54	BA	233	A
54	BA	242	G
54	BA	248	G
54	BA	255	A
54	BA	256	A
54	BA	266	G
54	BA	272	A
54	BA	273	G

Continued on next page...

Continued from previous page...

Mol	Chain	Res	Type
54	BA	277	G
54	BA	278	A
54	BA	279	A
54	BA	280	U
54	BA	294	A
54	BA	302	C
54	BA	316	C
54	BA	321	U
54	BA	323	C
54	BA	324	A
54	BA	330	A
54	BA	332	A
54	BA	333	G
54	BA	334	C
54	BA	346	A
54	BA	370	G
54	BA	373	U
54	BA	374	A
54	BA	386	G
54	BA	390	U
54	BA	396	G
54	BA	411	G
54	BA	412	A
54	BA	413	C
54	BA	428	A
54	BA	429	A
54	BA	451	U
54	BA	452	G
54	BA	453	A
54	BA	454	A
54	BA	455	C
54	BA	457	A
54	BA	475	C
54	BA	482	A
54	BA	483	A
54	BA	484	C
54	BA	501	A
54	BA	502	A
54	BA	504	A
54	BA	505	A
54	BA	509	C
54	BA	510	C

Continued on next page...

Continued from previous page...

Mol	Chain	Res	Type
54	BA	520	G
54	BA	527	C
54	BA	529	A
54	BA	530	G
54	BA	531	C
54	BA	532	A
54	BA	533	G
54	BA	546	U
54	BA	547	A
54	BA	548	G
54	BA	562	U
54	BA	563	A
54	BA	569	U
54	BA	573	U
54	BA	574	A
54	BA	590	A
54	BA	603	A
54	BA	615	U
54	BA	637	A
54	BA	644	A
54	BA	653	U
54	BA	654	A
54	BA	655	A
54	BA	670	A
54	BA	671	C
54	BA	672	C
54	BA	685	A
54	BA	686	U
54	BA	723	C
54	BA	728	G
54	BA	730	A
54	BA	745	G
54	BA	747	U
54	BA	748	G
54	BA	750	A
54	BA	751	A
54	BA	752	A
54	BA	758	C
54	BA	764	A
54	BA	775	G
54	BA	776	G
54	BA	782	A

Continued on next page...

Continued from previous page...

Mol	Chain	Res	Type
54	BA	785	G
54	BA	789	A
54	BA	790	U
54	BA	791	C
54	BA	792	A
54	BA	801	G
54	BA	804	A
54	BA	805	G
54	BA	811	U
54	BA	812	C
54	BA	824	U
54	BA	827	U
54	BA	846	U
54	BA	869	G
54	BA	889	C
54	BA	890	C
54	BA	891	G
54	BA	897	C
54	BA	908	C
54	BA	910	A
54	BA	915	C
54	BA	932	U
54	BA	933	A
54	BA	941	A
54	BA	945	A
54	BA	946	C
54	BA	947	A
54	BA	951	C
54	BA	961	C
54	BA	962	G
54	BA	974	G
54	BA	975	A
54	BA	977	G
54	BA	983	A
54	BA	990	A
54	BA	1012	U
54	BA	1013	C
54	BA	1017	G
54	BA	1022	G
54	BA	1026	G
54	BA	1028	A
54	BA	1033	U

Continued on next page...

Continued from previous page...

Mol	Chain	Res	Type
54	BA	1034	G
54	BA	1044	C
54	BA	1045	C
54	BA	1055	G
54	BA	1063	G
54	BA	1070	A
54	BA	1071	G
54	BA	1072	C
54	BA	1073	A
54	BA	1076	C
54	BA	1088	A
54	BA	1089	A
54	BA	1090	A
54	BA	1091	G
54	BA	1096	A
54	BA	1112	G
54	BA	1127	A
54	BA	1128	G
54	BA	1129	A
54	BA	1132	U
54	BA	1133	A
54	BA	1135	C
54	BA	1142	A
54	BA	1148	U
54	BA	1158	C
54	BA	1176	U
54	BA	1177	G
54	BA	1189	A
54	BA	1204	A
54	BA	1211	C
54	BA	1220	G
54	BA	1224	U
54	BA	1230	A
54	BA	1236	G
54	BA	1237	A
54	BA	1253	A
54	BA	1266	G
54	BA	1271	G
54	BA	1272	A
54	BA	1273	U
54	BA	1276	A
54	BA	1292	G

Continued on next page...

Continued from previous page...

Mol	Chain	Res	Type
54	BA	1300	G
54	BA	1301	A
54	BA	1302	A
54	BA	1303	G
54	BA	1313	U
54	BA	1314	C
54	BA	1332	G
54	BA	1341	G
54	BA	1348	C
54	BA	1365	A
54	BA	1366	A
54	BA	1368	G
54	BA	1378	A
54	BA	1379	U
54	BA	1384	A
54	BA	1385	A
54	BA	1396	U
54	BA	1397	U
54	BA	1398	C
54	BA	1416	G
54	BA	1417	C
54	BA	1419	A
54	BA	1420	A
54	BA	1421	G
54	BA	1427	A
54	BA	1439	A
54	BA	1440	U
54	BA	1455	G
54	BA	1458	U
54	BA	1476	U
54	BA	1477	A
54	BA	1482	G
54	BA	1490	A
54	BA	1497	U
54	BA	1508	A
54	BA	1511	G
54	BA	1538	G
54	BA	1539	U
54	BA	1540	G
54	BA	1541	C
54	BA	1566	A
54	BA	1569	A

Continued on next page...

Continued from previous page...

Mol	Chain	Res	Type
54	BA	1578	U
54	BA	1585	C
54	BA	1598	A
54	BA	1602	U
54	BA	1603	A
54	BA	1608	A
54	BA	1616	A
54	BA	1618	A
54	BA	1622	G
54	BA	1626	A
54	BA	1639	C
54	BA	1646	C
54	BA	1648	U
54	BA	1664	A
54	BA	1669	A
54	BA	1670	C
54	BA	1674	G
54	BA	1701	A
54	BA	1713	A
54	BA	1714	U
54	BA	1715	G
54	BA	1730	C
54	BA	1731	G
54	BA	1733	G
54	BA	1739	A
54	BA	1745	A
54	BA	1758	U
54	BA	1764	C
54	BA	1773	A
54	BA	1776	G
54	BA	1786	A
54	BA	1787	A
54	BA	1800	C
54	BA	1801	A
54	BA	1808	A
54	BA	1816	C
54	BA	1821	A
54	BA	1829	A
54	BA	1848	A
54	BA	1900	A
54	BA	1901	A
54	BA	1906	G

Continued on next page...

Continued from previous page...

Mol	Chain	Res	Type
54	BA	1913	A
54	BA	1914	C
54	BA	1920	C
54	BA	1931	U
54	BA	1936	A
54	BA	1937	A
54	BA	1940	U
54	BA	1941	C
54	BA	1942	C
54	BA	1943	U
54	BA	1953	A
54	BA	1965	C
54	BA	1966	A
54	BA	1967	C
54	BA	1970	A
54	BA	1971	U
54	BA	1972	G
54	BA	1981	A
54	BA	1991	U
54	BA	1993	U
54	BA	1997	C
54	BA	2020	A
54	BA	2021	C
54	BA	2022	U
54	BA	2023	C
54	BA	2030	A
54	BA	2031	A
54	BA	2032	G
54	BA	2034	U
54	BA	2037	A
54	BA	2043	C
54	BA	2053	G
54	BA	2055	C
54	BA	2061	G
54	BA	2069	G
54	BA	2077	A
54	BA	2092	U
54	BA	2111	U
54	BA	2113	U
54	BA	2116	G
54	BA	2117	A
54	BA	2119	A

Continued on next page...

Continued from previous page...

Mol	Chain	Res	Type
54	BA	2127	G
54	BA	2133	G
54	BA	2138	G
54	BA	2159	G
54	BA	2160	C
54	BA	2164	C
54	BA	2165	C
54	BA	2173	A
54	BA	2174	C
54	BA	2181	U
54	BA	2198	A
54	BA	2203	U
54	BA	2204	G
54	BA	2211	A
54	BA	2212	A
54	BA	2213	U
54	BA	2225	A
54	BA	2238	G
54	BA	2250	G
54	BA	2251	G
54	BA	2267	A
54	BA	2269	G
54	BA	2270	A
54	BA	2275	C
54	BA	2283	C
54	BA	2287	A
54	BA	2296	U
54	BA	2297	A
54	BA	2305	U
54	BA	2309	A
54	BA	2310	C
54	BA	2311	A
54	BA	2312	U
54	BA	2313	C
54	BA	2320	U
54	BA	2321	U
54	BA	2325	G
54	BA	2332	C
54	BA	2333	A
54	BA	2334	U
54	BA	2335	A
54	BA	2339	C

Continued on next page...

Continued from previous page...

Mol	Chain	Res	Type
54	BA	2345	G
54	BA	2346	A
54	BA	2347	C
54	BA	2353	G
54	BA	2383	G
54	BA	2385	C
54	BA	2386	A
54	BA	2389	G
54	BA	2402	U
54	BA	2403	C
54	BA	2406	A
54	BA	2423	U
54	BA	2426	A
54	BA	2428	G
54	BA	2429	G
54	BA	2430	A
54	BA	2431	U
54	BA	2432	A
54	BA	2441	U
54	BA	2447	G
54	BA	2448	A
54	BA	2449	U
54	BA	2469	A
54	BA	2491	U
54	BA	2496	C
54	BA	2499	C
54	BA	2502	G
54	BA	2503	A
54	BA	2504	U
54	BA	2505	G
54	BA	2506	U
54	BA	2518	A
54	BA	2520	C
54	BA	2540	C
54	BA	2548	U
54	BA	2554	U
54	BA	2564	A
54	BA	2565	A
54	BA	2566	A
54	BA	2567	G
54	BA	2573	C
54	BA	2576	G

Continued on next page...

Continued from previous page...

Mol	Chain	Res	Type
54	BA	2578	G
54	BA	2596	U
54	BA	2609	U
54	BA	2610	C
54	BA	2613	U
54	BA	2615	U
54	BA	2616	C
54	BA	2645	G
54	BA	2646	C
54	BA	2655	G
54	BA	2669	G
54	BA	2683	C
54	BA	2689	U
54	BA	2690	U
54	BA	2707	U
54	BA	2709	G
54	BA	2718	G
54	BA	2729	G
54	BA	2751	G
54	BA	2755	C
54	BA	2761	A
54	BA	2765	A
54	BA	2766	A
54	BA	2777	G
54	BA	2778	A
54	BA	2779	U
54	BA	2780	G
54	BA	2791	G
54	BA	2797	U
54	BA	2798	U
54	BA	2799	A
54	BA	2801	G
54	BA	2816	G
54	BA	2823	A
54	BA	2850	A
54	BA	2868	A
54	BA	2876	G
54	BA	2884	U
54	BA	2895	G
55	BB	13	G
55	BB	15	A
55	BB	16	G

Continued on next page...

Continued from previous page...

Mol	Chain	Res	Type
55	BB	34	A
55	BB	35	C
55	BB	36	C
55	BB	42	C
55	BB	44	G
55	BB	45	A
55	BB	48	U
55	BB	51	G
55	BB	52	A
55	BB	67	G
55	BB	88	C
55	BB	89	U
55	BB	107	G
55	BB	108	A
55	BB	109	A

All (222) RNA pucker outliers are listed below:

Mol	Chain	Res	Type
21	AA	54	C
21	AA	55	A
21	AA	60	A
21	AA	66	A
21	AA	69	G
21	AA	70	U
21	AA	86	G
21	AA	164	G
21	AA	190	A
21	AA	227	G
21	AA	251	G
21	AA	258	G
21	AA	268	U
21	AA	289	G
21	AA	305	G
21	AA	327	A
21	AA	328	C
21	AA	352	C
21	AA	354	G
21	AA	368	U
21	AA	382	A
21	AA	406	G
21	AA	461	A

Continued on next page...

Continued from previous page...

Mol	Chain	Res	Type
21	AA	465	A
21	AA	505	G
21	AA	518	C
21	AA	519	C
21	AA	524	G
21	AA	563	A
21	AA	570	G
21	AA	575	G
21	AA	576	C
21	AA	607	A
21	AA	641	U
21	AA	659	U
21	AA	704	A
21	AA	761	G
21	AA	764	C
21	AA	778	G
21	AA	815	A
21	AA	827	U
21	AA	841	C
21	AA	843	U
21	AA	913	A
21	AA	932	C
21	AA	933	G
21	AA	959	A
21	AA	960	U
21	AA	978	A
21	AA	980	C
21	AA	991	U
21	AA	1003	G
21	AA	1025	U
21	AA	1029	U
21	AA	1032	G
21	AA	1053	G
21	AA	1101	A
21	AA	1112	C
21	AA	1124	G
21	AA	1129	C
21	AA	1152	A
21	AA	1181	G
21	AA	1183	U
21	AA	1190	G
21	AA	1195	C

Continued on next page...

Continued from previous page...

Mol	Chain	Res	Type
21	AA	1200	C
21	AA	1201	A
21	AA	1215	G
21	AA	1225	A
21	AA	1227	A
21	AA	1278	G
21	AA	1279	G
21	AA	1303	C
21	AA	1305	G
21	AA	1324	A
21	AA	1335	U
21	AA	1336	C
21	AA	1342	C
21	AA	1377	A
21	AA	1411	C
21	AA	1429	A
21	AA	1431	A
21	AA	1451	U
21	AA	1459	G
21	AA	1480	A
21	AA	1529	G
22	A1	7	4SU
22	A1	10	G
22	A1	56	C
22	A1	60	C
22	A1	75	C
23	A2	79	A
23	A2	80	C
23	A2	88	U
23	A2	91	A
24	A3	2	G
24	A3	10	G
24	A3	43	G
24	A3	61	U
24	A3	64	G
24	A3	73	A
54	BA	15	G
54	BA	60	G
54	BA	91	A
54	BA	118	A
54	BA	121	G
54	BA	125	A

Continued on next page...

Continued from previous page...

Mol	Chain	Res	Type
54	BA	138	U
54	BA	162	U
54	BA	163	C
54	BA	199	A
54	BA	221	A
54	BA	228	C
54	BA	255	A
54	BA	272	A
54	BA	276	U
54	BA	321	U
54	BA	330	A
54	BA	333	G
54	BA	372	G
54	BA	446	G
54	BA	452	G
54	BA	470	A
54	BA	482	A
54	BA	503	A
54	BA	509	C
54	BA	529	A
54	BA	530	G
54	BA	546	U
54	BA	547	A
54	BA	571	U
54	BA	573	U
54	BA	644	A
54	BA	653	U
54	BA	670	A
54	BA	750	A
54	BA	776	G
54	BA	791	C
54	BA	811	U
54	BA	889	C
54	BA	932	U
54	BA	945	A
54	BA	974	G
54	BA	989	G
54	BA	1045	C
54	BA	1070	A
54	BA	1090	A
54	BA	1095	A
54	BA	1126	A

Continued on next page...

Continued from previous page...

Mol	Chain	Res	Type
54	BA	1127	A
54	BA	1128	G
54	BA	1157	G
54	BA	1175	A
54	BA	1210	G
54	BA	1236	G
54	BA	1288	G
54	BA	1300	G
54	BA	1312	U
54	BA	1313	U
54	BA	1367	A
54	BA	1383	A
54	BA	1397	U
54	BA	1419	A
54	BA	1451	C
54	BA	1490	A
54	BA	1537	G
54	BA	1618	A
54	BA	1625	C
54	BA	1647	U
54	BA	1664	A
54	BA	1668	A
54	BA	1713	A
54	BA	1730	C
54	BA	1786	A
54	BA	1787	A
54	BA	1820	U
54	BA	1929	G
54	BA	1936	A
54	BA	1938	A
54	BA	1940	U
54	BA	1943	U
54	BA	1945	G
54	BA	2016	U
54	BA	2020	A
54	BA	2030	A
54	BA	2033	A
54	BA	2163	A
54	BA	2164	C
54	BA	2250	G
54	BA	2266	A
54	BA	2282	G

Continued on next page...

Continued from previous page...

Mol	Chain	Res	Type
54	BA	2286	G
54	BA	2296	U
54	BA	2312	U
54	BA	2332	C
54	BA	2385	C
54	BA	2389	G
54	BA	2391	G
54	BA	2425	A
54	BA	2428	G
54	BA	2430	A
54	BA	2447	G
54	BA	2495	G
54	BA	2503	A
54	BA	2505	G
54	BA	2564	A
54	BA	2565	A
54	BA	2602	A
54	BA	2612	C
54	BA	2615	U
54	BA	2645	G
54	BA	2689	U
54	BA	2708	G
54	BA	2726	A
54	BA	2776	A
54	BA	2777	G
54	BA	2780	G
54	BA	2826	A
55	BB	12	C
55	BB	51	G
55	BB	66	A
55	BB	107	G

5.4 Non-standard residues in protein, DNA, RNA chains [i](#)

11 non-standard protein/DNA/RNA residues are modelled in this entry.

In the following table, the Counts columns list the number of bonds (or angles) for which Mogul statistics could be retrieved, the number of bonds (or angles) that are observed in the model and the number of bonds (or angles) that are defined in the Chemical Component Dictionary. The Link column lists molecule types, if any, to which the group is linked. The Z score for a bond length (or angle) is the number of standard deviations the observed value is removed from the expected value. A bond length (or angle) with $|Z| > 2$ is considered an outlier worth inspection. RMSZ is the root-mean-square of all Z scores of the bond lengths (or angles).

Mol	Type	Chain	Res	Link	Bond lengths			Bond angles		
					Counts	RMSZ	# Z > 2	Counts	RMSZ	# Z > 2
22	5MU	A1	54	22	19,22,23	0.70	0	28,32,35	1.19	3 (10%)
24	5MU	A3	55	24	19,22,23	0.72	0	28,32,35	1.31	4 (14%)
22	PSU	A1	55	22	18,21,22	0.83	0	22,30,33	1.28	3 (13%)
22	CM0	A1	34	23,22	22,26,27	1.36	3 (13%)	28,37,40	1.31	2 (7%)
22	4SU	A1	7	22	18,21,22	1.33	1 (5%)	26,30,33	1.08	3 (11%)
24	OMC	A3	33	24	19,22,23	0.70	0	26,31,34	1.08	1 (3%)
22	6MZ	A1	37	22	18,25,26	0.99	1 (5%)	16,36,39	1.37	2 (12%)
24	PSU	A3	56	24	18,21,22	0.83	0	22,30,33	1.06	1 (4%)
24	H2U	A3	21	24	18,21,22	1.35	2 (11%)	21,30,33	1.19	3 (14%)
24	4SU	A3	8	24	18,21,22	1.40	1 (5%)	26,30,33	0.83	1 (3%)
22	7MG	A1	46	22	22,26,27	4.86	2 (9%)	29,39,42	1.42	1 (3%)

In the following table, the Chirals column lists the number of chiral outliers, the number of chiral centers analysed, the number of these observed in the model and the number defined in the Chemical Component Dictionary. Similar counts are reported in the Torsion and Rings columns. '-' means no outliers of that kind were identified.

Mol	Type	Chain	Res	Link	Chirals	Torsions	Rings
22	5MU	A1	54	22	-	0/7/25/26	0/2/2/2
24	5MU	A3	55	24	-	0/7/25/26	0/2/2/2
22	PSU	A1	55	22	-	1/7/25/26	0/2/2/2
22	CM0	A1	34	23,22	-	2/12/30/31	0/2/2/2
22	4SU	A1	7	22	-	0/7/25/26	0/2/2/2
24	OMC	A3	33	24	-	0/9/27/28	0/2/2/2
22	6MZ	A1	37	22	-	0/5/27/28	0/3/3/3
24	PSU	A3	56	24	-	2/7/25/26	0/2/2/2
24	H2U	A3	21	24	-	0/7/38/39	0/2/2/2
24	4SU	A3	8	24	-	0/7/25/26	0/2/2/2
22	7MG	A1	46	22	-	0/7/37/38	0/3/3/3

All (10) bond length outliers are listed below:

Mol	Chain	Res	Type	Atoms	Z	Observed(Å)	Ideal(Å)
22	A1	46	7MG	C8-N9	-22.51	1.33	1.46
24	A3	8	4SU	C5-C4	-4.94	1.36	1.42
22	A1	7	4SU	C5-C4	-4.72	1.36	1.42
22	A1	34	CM0	O5-C5	-4.72	1.25	1.36
24	A3	21	H2U	C2-N3	-3.38	1.31	1.38
24	A3	21	H2U	C4-N3	-3.21	1.32	1.37

Continued on next page...

Continued from previous page...

Mol	Chain	Res	Type	Atoms	Z	Observed(Å)	Ideal(Å)
22	A1	37	6MZ	C8-N7	-2.22	1.30	1.34
22	A1	34	CM0	C6-C5	2.21	1.36	1.34
22	A1	34	CM0	O8-C8	-2.14	1.23	1.30
22	A1	46	7MG	C5-N7	2.12	1.38	1.35

All (24) bond angle outliers are listed below:

Mol	Chain	Res	Type	Atoms	Z	Observed(°)	Ideal(°)
22	A1	46	7MG	N9-C8-N7	6.01	111.97	103.38
22	A1	34	CM0	C7-O5-C5	4.27	123.17	117.58
22	A1	37	6MZ	C9-N6-C6	3.71	126.07	122.87
22	A1	55	PSU	C6-C5-C4	3.56	120.69	118.20
24	A3	55	5MU	C5M-C5-C6	-3.38	118.34	122.85
24	A3	33	OMC	O2-C2-N3	-3.35	116.89	122.33
24	A3	55	5MU	C6-C5-C4	3.01	120.55	118.03
22	A1	54	5MU	C6-C5-C4	3.00	120.54	118.03
22	A1	54	5MU	C5M-C5-C6	-2.88	119.00	122.85
22	A1	37	6MZ	C2-N1-C6	2.85	119.04	116.59
24	A3	21	H2U	N3-C2-N1	2.69	119.49	116.65
22	A1	55	PSU	O4'-C1'-C2'	2.61	108.83	105.14
22	A1	7	4SU	C6-C5-C4	2.58	122.18	119.95
24	A3	21	H2U	C5-C4-N3	2.53	119.49	116.65
22	A1	7	4SU	O4'-C4'-C3'	2.40	109.86	105.11
24	A3	21	H2U	O2-C2-N3	-2.36	117.11	121.50
22	A1	7	4SU	C3'-C2'-C1'	2.24	105.68	101.43
22	A1	34	CM0	O8-C8-O9	-2.14	117.96	123.30
24	A3	55	5MU	C5M-C5-C4	2.14	121.12	118.77
24	A3	8	4SU	C6-C5-C4	2.10	121.77	119.95
22	A1	55	PSU	N1-C2-N3	2.08	117.49	115.13
22	A1	54	5MU	C5-C6-N1	-2.08	121.20	123.34
24	A3	55	5MU	C5-C6-N1	-2.03	121.25	123.34
24	A3	56	PSU	O4'-C1'-C2'	2.01	107.98	105.14

There are no chirality outliers.

All (5) torsion outliers are listed below:

Mol	Chain	Res	Type	Atoms
24	A3	56	PSU	O4'-C1'-C5-C4
24	A3	56	PSU	O4'-C1'-C5-C6
22	A1	34	CM0	O5-C7-C8-O9
22	A1	34	CM0	O5-C7-C8-O8
22	A1	55	PSU	O4'-C1'-C5-C6

There are no ring outliers.

No monomer is involved in short contacts.

5.5 Carbohydrates [i](#)

There are no monosaccharides in this entry.

5.6 Ligand geometry [i](#)

2 ligands are modelled in this entry.

In the following table, the Counts columns list the number of bonds (or angles) for which Mogul statistics could be retrieved, the number of bonds (or angles) that are observed in the model and the number of bonds (or angles) that are defined in the Chemical Component Dictionary. The Link column lists molecule types, if any, to which the group is linked. The Z score for a bond length (or angle) is the number of standard deviations the observed value is removed from the expected value. A bond length (or angle) with $|Z| > 2$ is considered an outlier worth inspection. RMSZ is the root-mean-square of all Z scores of the bond lengths (or angles).

Mol	Type	Chain	Res	Link	Bond lengths			Bond angles		
					Counts	RMSZ	# Z > 2	Counts	RMSZ	# Z > 2
58	FME	BA	3001	57	8,9,10	0.72	0	7,9,11	1.31	1 (14%)
57	VAL	A1	101	58,22	4,6,7	0.74	0	6,7,9	1.78	1 (16%)

In the following table, the Chirals column lists the number of chiral outliers, the number of chiral centers analysed, the number of these observed in the model and the number defined in the Chemical Component Dictionary. Similar counts are reported in the Torsion and Rings columns. '-' means no outliers of that kind were identified.

Mol	Type	Chain	Res	Link	Chirals	Torsions	Rings
58	FME	BA	3001	57	-	1/7/9/11	-
57	VAL	A1	101	58,22	-	0/5/6/8	-

There are no bond length outliers.

All (2) bond angle outliers are listed below:

Mol	Chain	Res	Type	Atoms	Z	Observed(°)	Ideal(°)
57	A1	101	VAL	O-C-CA	-4.03	114.21	124.78
58	BA	3001	FME	C-CA-N	2.52	114.28	109.73

There are no chirality outliers.

All (1) torsion outliers are listed below:

Mol	Chain	Res	Type	Atoms
58	BA	3001	FME	O1-CN-N-CA

There are no ring outliers.

No monomer is involved in short contacts.

5.7 Other polymers [i](#)

There are no such residues in this entry.

5.8 Polymer linkage issues [i](#)

There are no chain breaks in this entry.

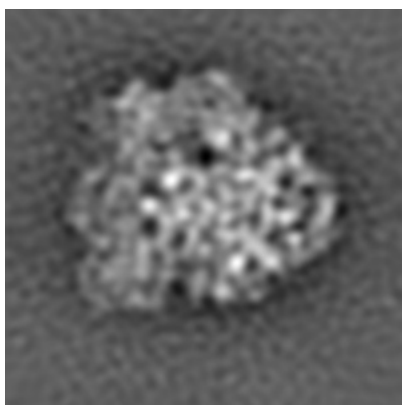
6 Map visualisation [i](#)

This section contains visualisations of the EMDB entry EMD-1719. These allow visual inspection of the internal detail of the map and identification of artifacts.

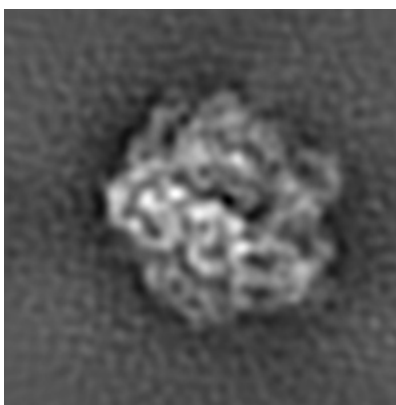
No raw map or half-maps were deposited for this entry and therefore no images, graphs, etc. pertaining to the raw map can be shown.

6.1 Orthogonal projections [i](#)

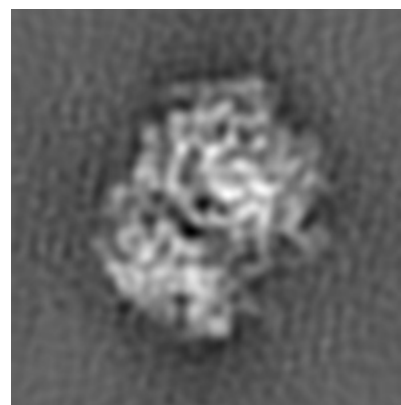
6.1.1 Primary map



X



Y

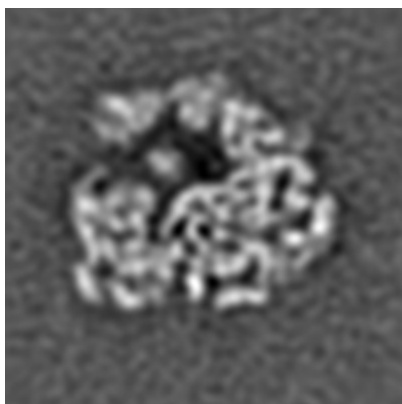


Z

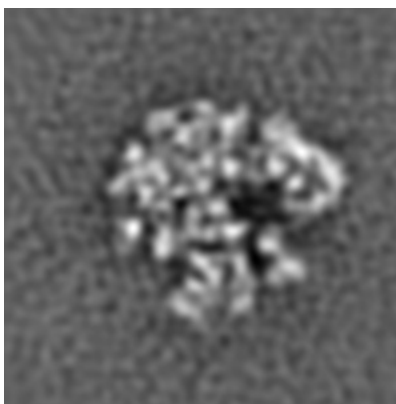
The images above show the map projected in three orthogonal directions.

6.2 Central slices [i](#)

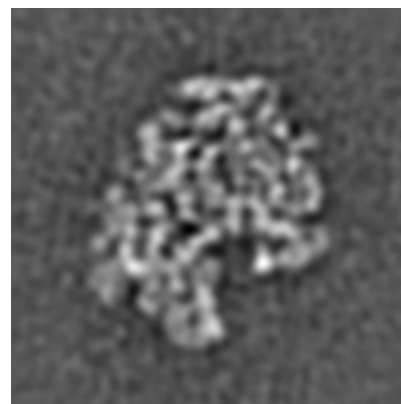
6.2.1 Primary map



X Index: 64



Y Index: 64

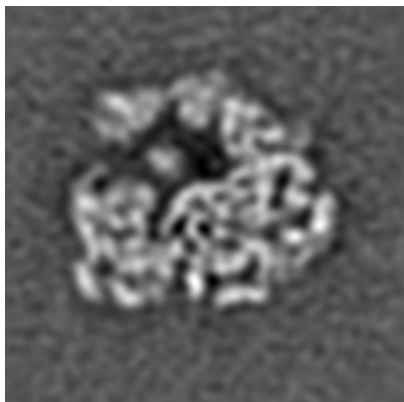


Z Index: 64

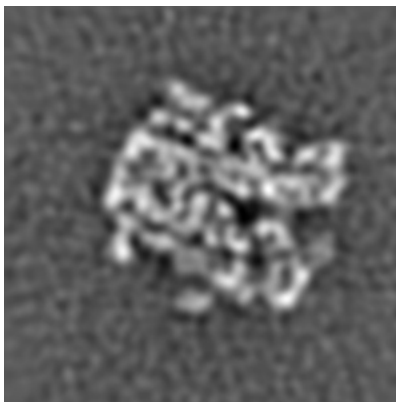
The images above show central slices of the map in three orthogonal directions.

6.3 Largest variance slices [i](#)

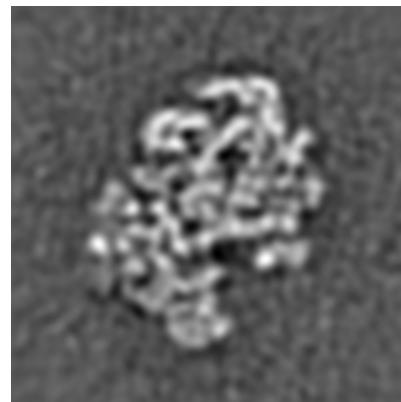
6.3.1 Primary map



X Index: 64



Y Index: 69

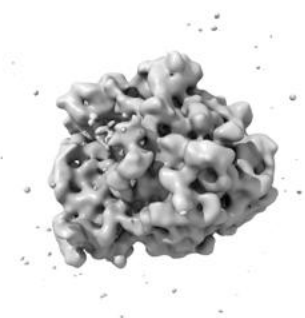


Z Index: 61

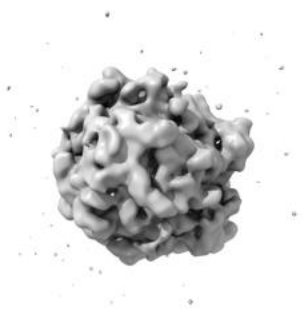
The images above show the largest variance slices of the map in three orthogonal directions.

6.4 Orthogonal surface views [i](#)

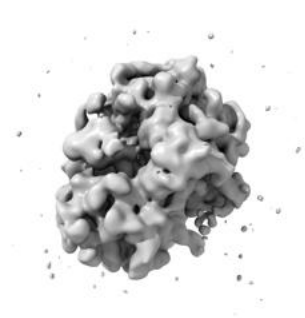
6.4.1 Primary map



X



Y



Z

The images above show the 3D surface view of the map at the recommended contour level 26.0. These images, in conjunction with the slice images, may facilitate assessment of whether an appropriate contour level has been provided.

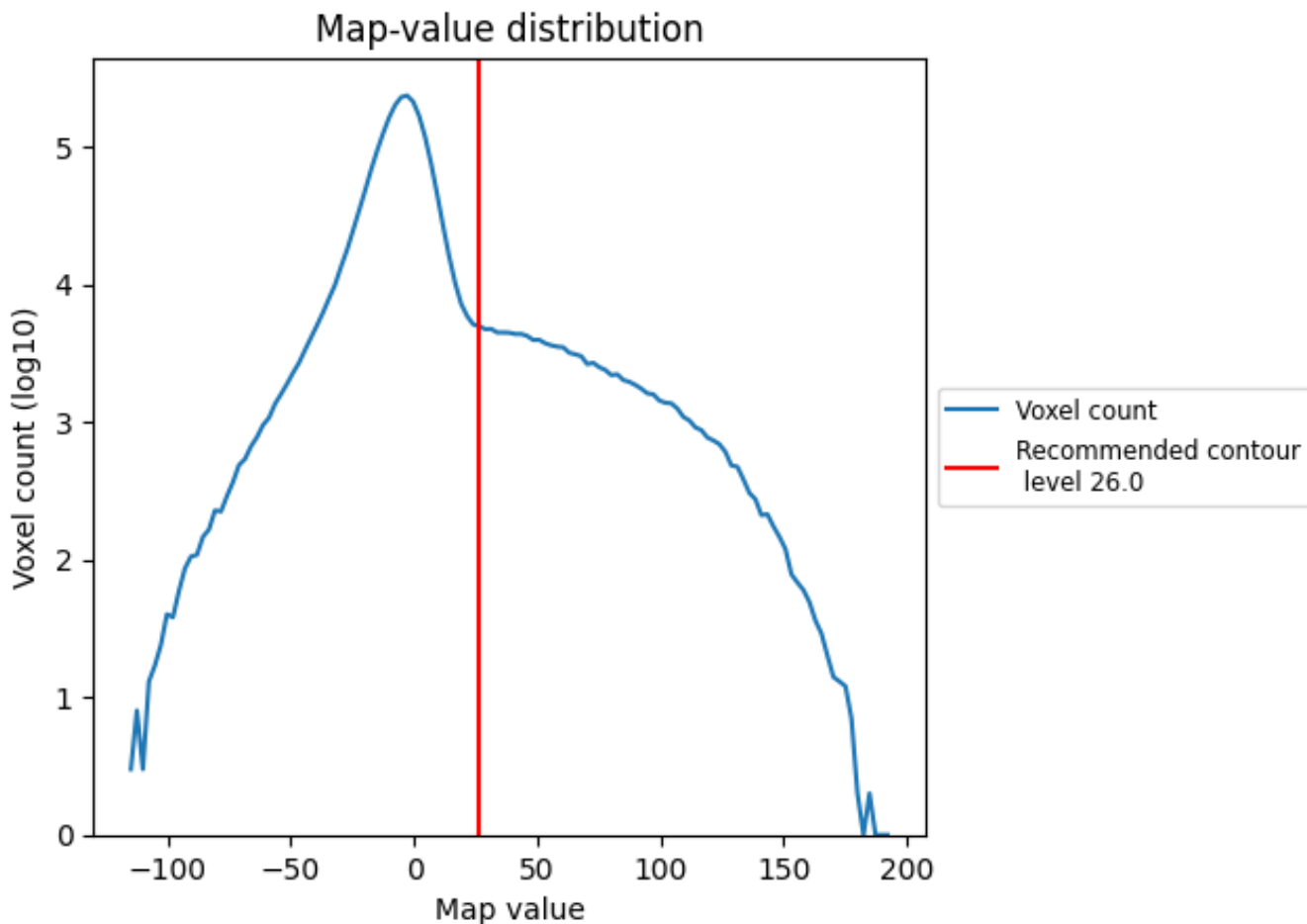
6.5 Mask visualisation

This section was not generated. No masks/segmentation were deposited.

7 Map analysis [i](#)

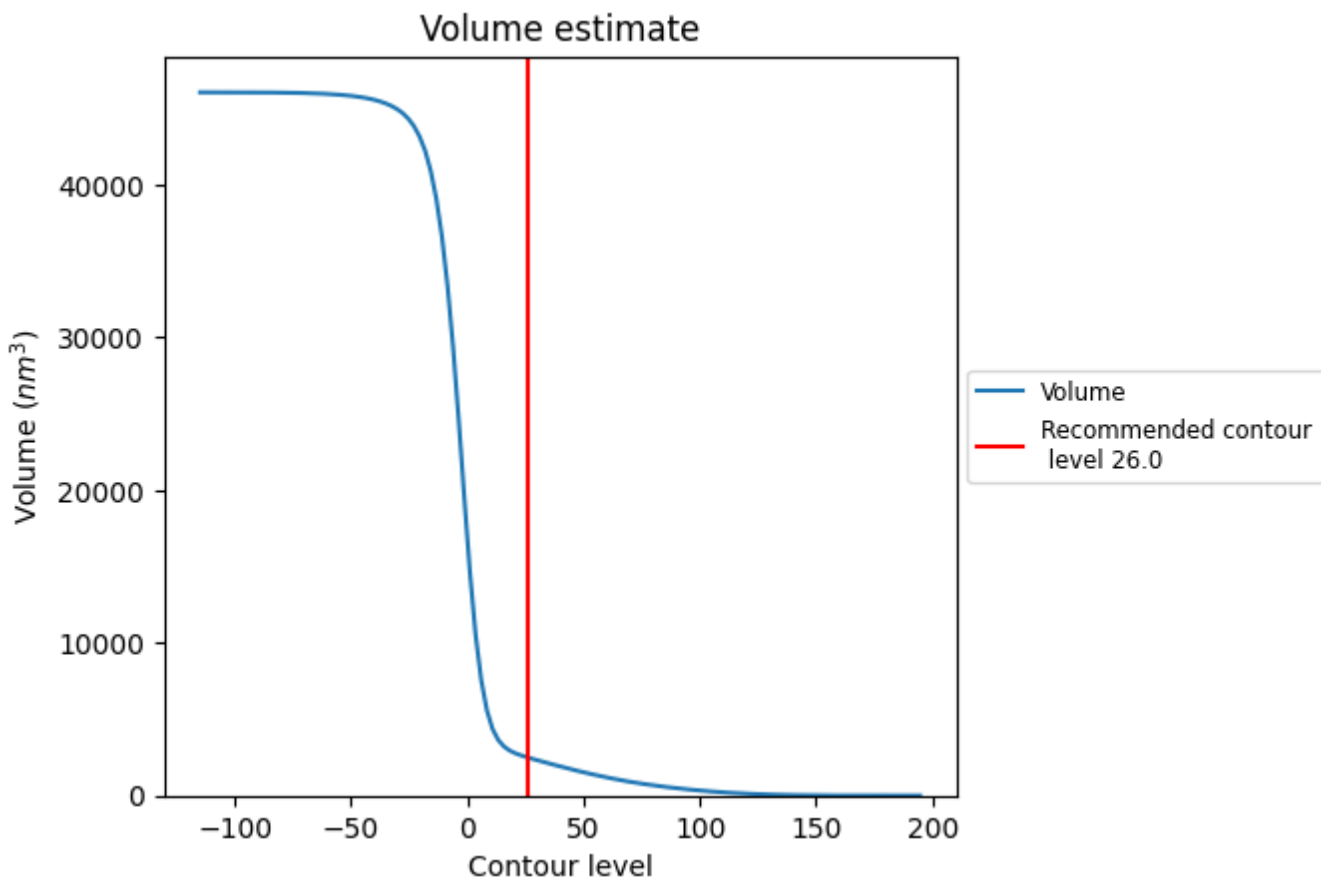
This section contains the results of statistical analysis of the map.

7.1 Map-value distribution [i](#)



The map-value distribution is plotted in 128 intervals along the x-axis. The y-axis is logarithmic. A spike in this graph at zero usually indicates that the volume has been masked.

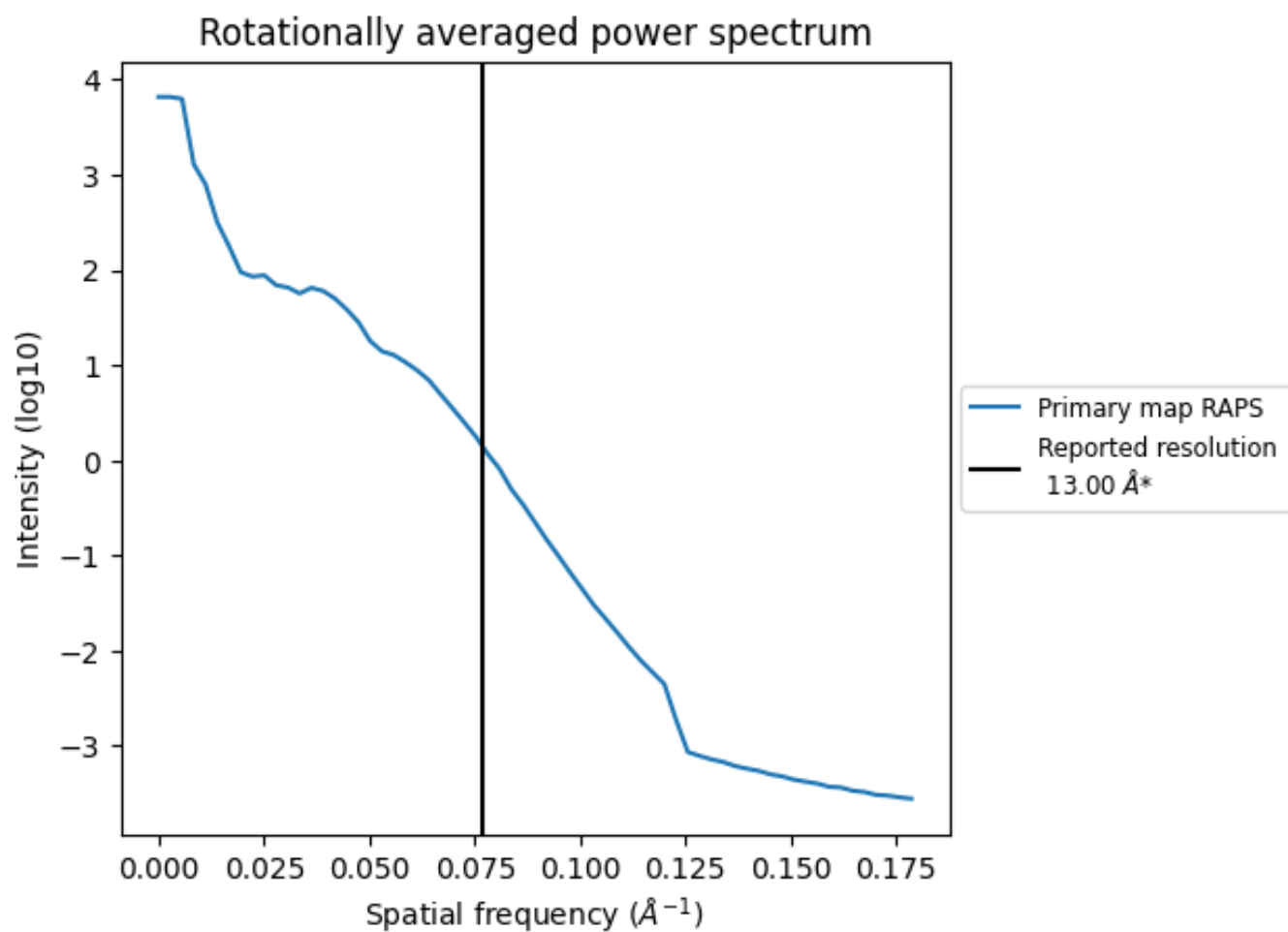
7.2 Volume estimate [i](#)



The volume at the recommended contour level is 2493 nm³; this corresponds to an approximate mass of 2252 kDa.

The volume estimate graph shows how the enclosed volume varies with the contour level. The recommended contour level is shown as a vertical line and the intersection between the line and the curve gives the volume of the enclosed surface at the given level.

7.3 Rotationally averaged power spectrum [i](#)



*Reported resolution corresponds to spatial frequency of 0.077 Å⁻¹

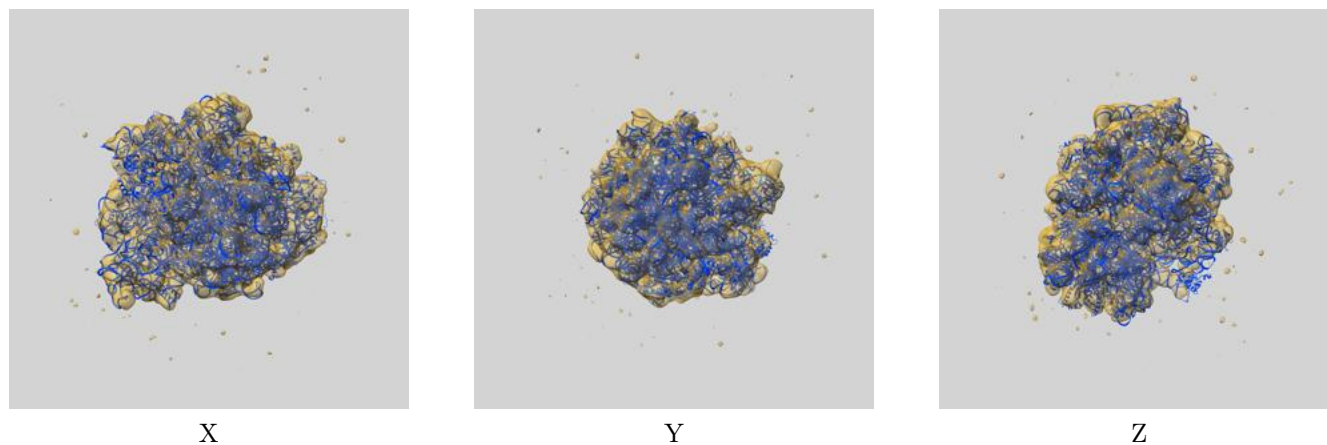
8 Fourier-Shell correlation

This section was not generated. No FSC curve or half-maps provided.

9 Map-model fit [i](#)

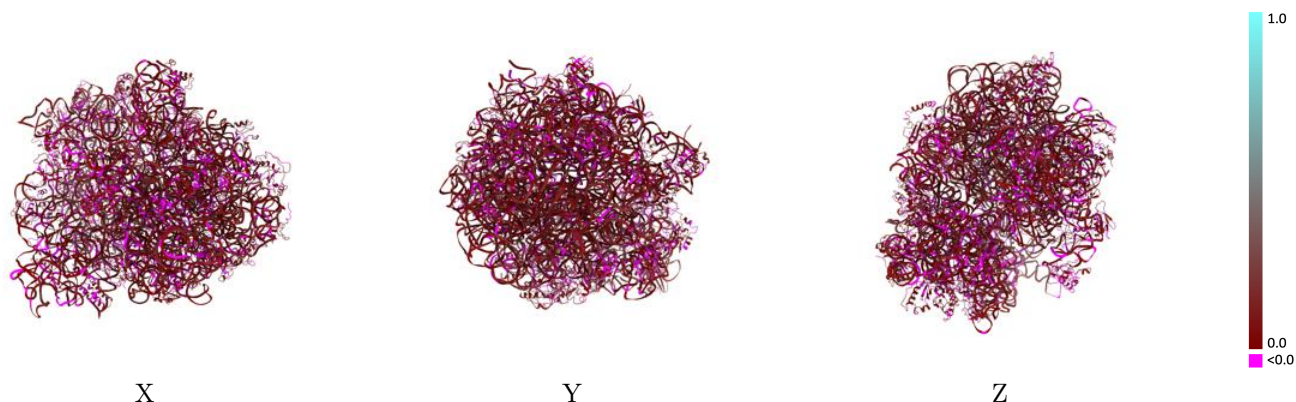
This section contains information regarding the fit between EMDB map EMD-1719 and PDB model 4V72. Per-residue inclusion information can be found in section 3 on page 17.

9.1 Map-model overlay [i](#)



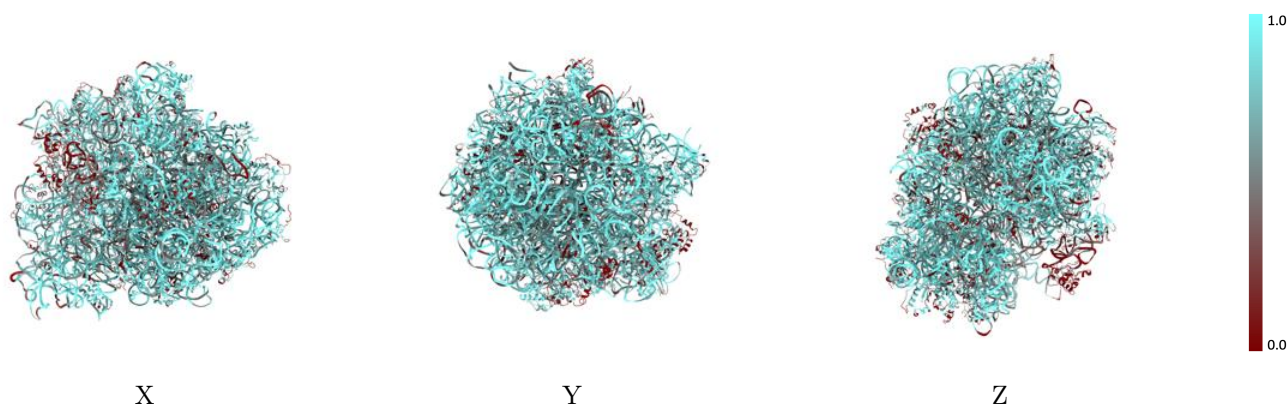
The images above show the 3D surface view of the map at the recommended contour level 26.0 at 50% transparency in yellow overlaid with a ribbon representation of the model coloured in blue. These images allow for the visual assessment of the quality of fit between the atomic model and the map.

9.2 Q-score mapped to coordinate model [i](#)



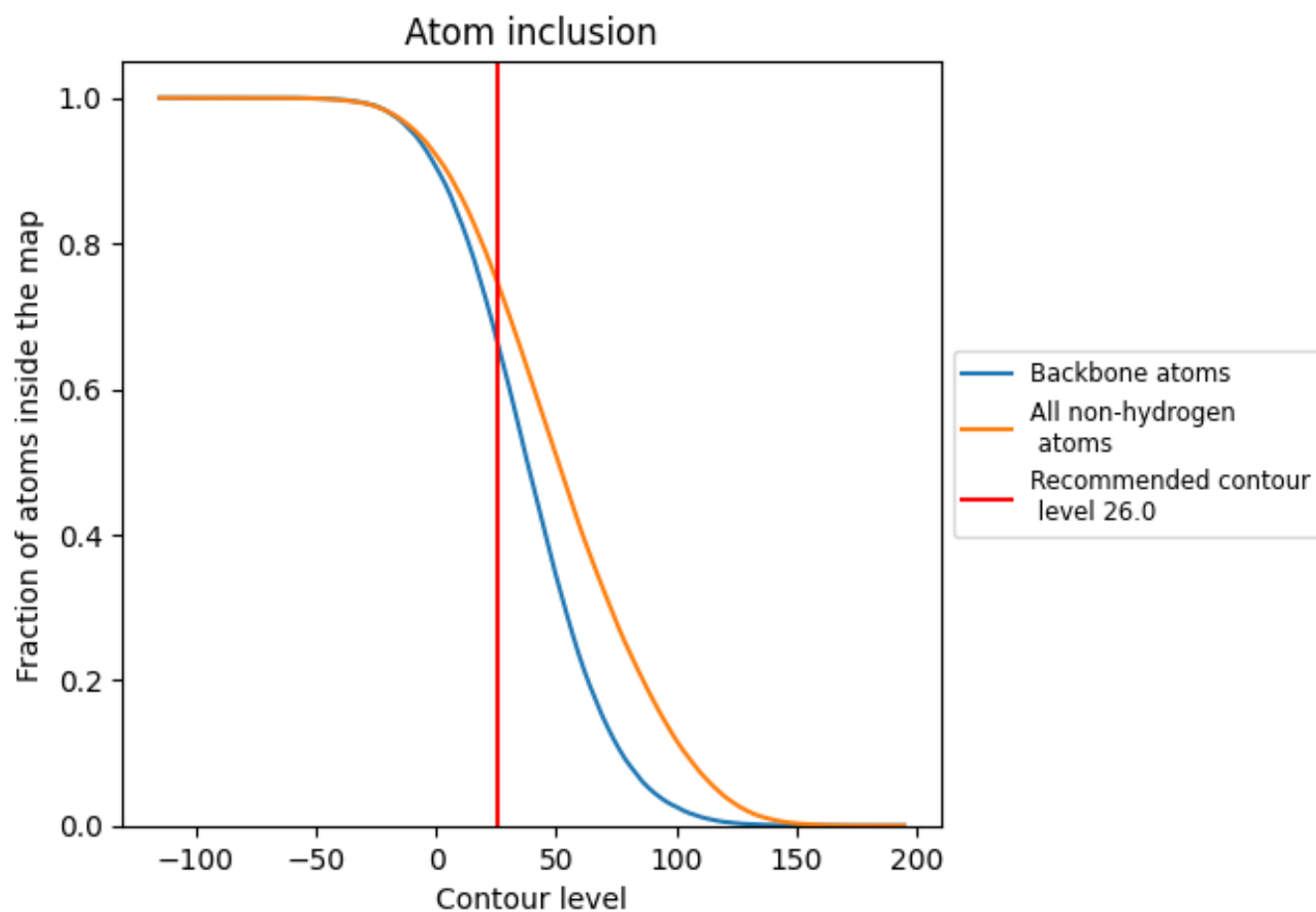
The images above show the model with each residue coloured according to its Q-score. This shows their resolvability in the map with higher Q-score values reflecting better resolvability. Please note: Q-score is calculating the resolvability of atoms, and thus high values are only expected at resolutions at which atoms can be resolved. Low Q-score values may therefore be expected for many entries.

9.3 Atom inclusion mapped to coordinate model [i](#)



The images above show the model with each residue coloured according to its atom inclusion. This shows to what extent they are inside the map at the recommended contour level (26.0).







































































9.4 Atom inclusion [i](#)



At the recommended contour level, 66% of all backbone atoms, 74% of all non-hydrogen atoms, are inside the map.

9.5 Map-model fit summary













































The table lists the average atom inclusion at the recommended contour level (26.0) and Q-score for the entire model and for each chain.

Chain	Atom inclusion	Q-score
All	 0.7426	 0.0720
A1	 0.5900	 0.0670
A2	 0.5793	 0.0370
A3	 0.7363	 0.0960
AA	 0.8326	 0.0830
AB	 0.6478	 0.0790
AC	 0.6656	 0.0570
AD	 0.5616	 0.0410
AE	 0.6768	 0.0650
AF	 0.8080	 0.0820
AG	 0.7018	 0.0440
AH	 0.6146	 0.0490
AI	 0.6993	 0.0370
AJ	 0.6322	 0.0230
AK	 0.6222	 0.0360
AL	 0.5581	 0.0380
AM	 0.5751	 0.0250
AN	 0.5581	 0.0390
AO	 0.7464	 0.0500
AP	 0.5494	 0.0060
AQ	 0.6850	 0.0690
AR	 0.6856	 0.0420
AS	 0.7708	 0.0290
AT	 0.6641	 0.0250
AU	 0.3936	 -0.0080
B0	 0.6215	 0.0360
B1	 0.6807	 0.0480
B2	 0.3718	 0.0240
B3	 0.3320	 -0.0140
B4	 0.6438	 0.0190
B5	 0.4538	 0.0460
BA	 0.8101	 0.0890
BB	 0.8630	 0.0810
BC	 0.4928	 0.0310
BD	 0.5312	 0.0370



Continued on next page...

Continued from previous page...

Chain	Atom inclusion	Q-score
BE	 0.6158	 0.0380
BF	 0.7375	 0.0570
BG	 0.5690	 0.0360
BH	 0.2126	 0.0390
BI	 0.0294	 0.0230
BJ	 0.5764	 0.0320
BK	 0.5635	 0.0400
BL	 0.5719	 0.0130
BM	 0.5192	 0.0400
BN	 0.6154	 0.0260
BO	 0.8575	 0.0500
BP	 0.5766	 0.0500
BQ	 0.5121	 0.0270
BR	 0.7127	 0.0580
BS	 0.5730	 0.0520
BT	 0.6362	 0.0350
BU	 0.5638	 0.0190
BV	 0.6640	 0.0480
BW	 0.6856	 0.0440
BX	 0.4226	 0.0510
BY	 0.7445	 0.0880
BZ	 0.5446	 0.0230