



wwPDB X-ray Structure Validation Summary Report ⓘ

Sep 17, 2023 – 02:11 AM EDT

PDB ID : 4TUA
Title : Crystal structure of ASL-Thr bound to Codon ACC-A on the Ribosome
Authors : Fagan, C.E.; Dunham, C.M.
Deposited on : 2014-06-24
Resolution : 3.60 Å(reported)

This is a wwPDB X-ray Structure Validation Summary Report for a publicly released PDB entry.

We welcome your comments at validation@mail.wwpdb.org

A user guide is available at

<https://www.wwpdb.org/validation/2017/XrayValidationReportHelp>

with specific help available everywhere you see the ⓘ symbol.

The types of validation reports are described at

<http://www.wwpdb.org/validation/2017/FAQs#types>.

The following versions of software and data (see [references ⓘ](#)) were used in the production of this report:

MolProbity : 4.02b-467
Mogul : 1.8.5 (274361), CSD as541be (2020)
Xtrriage (Phenix) : 1.13
EDS : 2.35.1
buster-report : 1.1.7 (2018)
Percentile statistics : 20191225.v01 (using entries in the PDB archive December 25th 2019)
Refmac : 5.8.0158
CCP4 : 7.0.044 (Gargrove)
Ideal geometry (proteins) : Engh & Huber (2001)
Ideal geometry (DNA, RNA) : Parkinson et al. (1996)
Validation Pipeline (wwPDB-VP) : 2.35.1

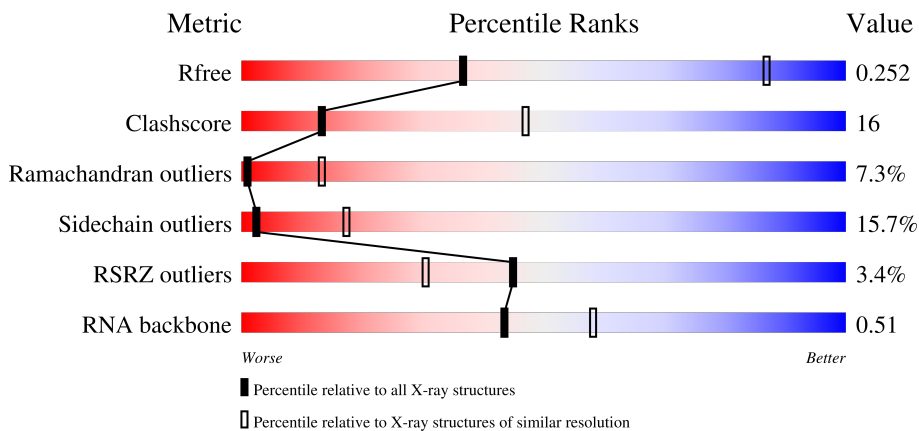
1 Overall quality at a glance i

The following experimental techniques were used to determine the structure:

X-RAY DIFFRACTION

The reported resolution of this entry is 3.60 Å.

Percentile scores (ranging between 0-100) for global validation metrics of the entry are shown in the following graphic. The table shows the number of entries on which the scores are based.



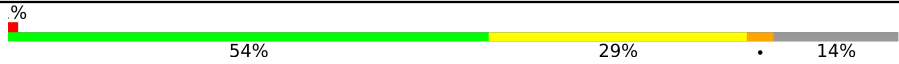


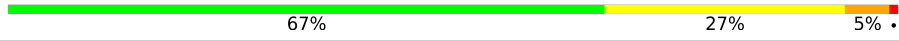



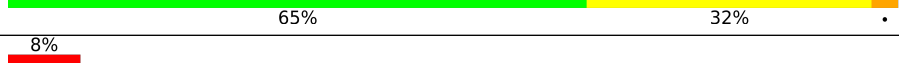





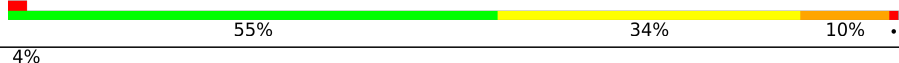




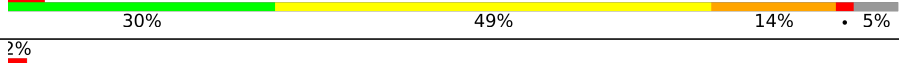


Metric	Whole archive (#Entries)	Similar resolution (#Entries, resolution range(Å))
R_{free}	130704	1257 (3.70-3.50)
Clashscore	141614	1353 (3.70-3.50)
Ramachandran outliers	138981	1307 (3.70-3.50)
Sidechain outliers	138945	1307 (3.70-3.50)
RSRZ outliers	127900	1161 (3.70-3.50)
RNA backbone	3102	1017 (4.20-3.00)

The table below summarises the geometric issues observed across the polymeric chains and their fit to the electron density. The red, orange, yellow and green segments of the lower bar indicate the fraction of residues that contain outliers for ≥ 3 , 2, 1 and 0 types of geometric quality criteria respectively. A grey segment represents the fraction of residues that are not modelled. The numeric value for each fraction is indicated below the corresponding segment, with a dot representing fractions $\leq 5\%$. The upper red bar (where present) indicates the fraction of residues that have poor fit to the electron density. The numeric value is given above the bar.

Mol	Chain	Length	Quality of chain
1	QA	1522	 51% 37% 10% ..
1	XA	1522	 50% 37% 10% ..
2	QB	256	 6% 49% 36% 7% • 7%
2	XB	256	 3% 46% 35% 10% • 7%


























Continued on next page...

Continued from previous page...

Mol	Chain	Length	Quality of chain
3	QC	239	
3	XC	239	
4	QD	209	
4	XD	209	
5	QE	162	
5	XE	162	
6	QF	101	
6	XF	101	
7	QG	156	
7	XG	156	
8	QH	138	
8	XH	138	
9	QI	128	
9	XI	128	
10	QJ	105	
10	XJ	105	
11	QK	129	
11	XK	129	
12	QL	132	
12	XL	132	
13	QM	126	
13	XM	126	
14	QN	61	
14	XN	61	
15	QO	89	

Continued on next page...

Continued from previous page...

Mol	Chain	Length	Quality of chain
15	XO	89	
16	QP	88	
16	XP	88	
17	QQ	105	
17	XQ	105	
18	QR	88	
18	XR	88	
19	QS	93	
19	XS	93	
20	QT	106	
20	XT	106	
21	QU	27	
21	XU	27	
22	QV	77	
22	XV	77	
23	QX	25	
23	XX	25	
24	QY	17	
24	XY	17	
25	RA	2915	
25	YA	2915	
26	RB	122	
26	YB	122	
27	RD	276	
27	YD	276	


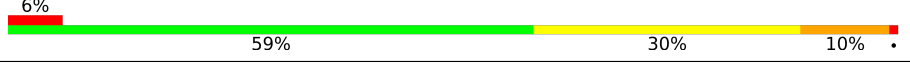





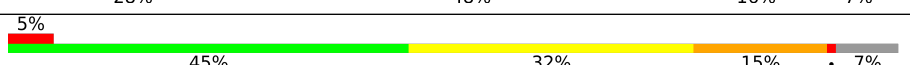



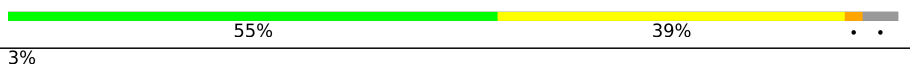
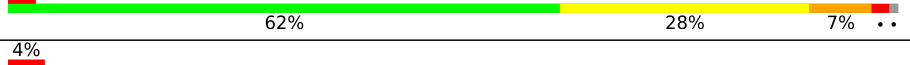


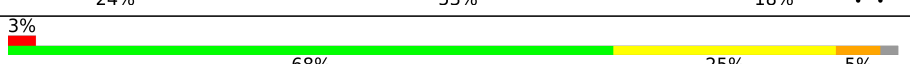


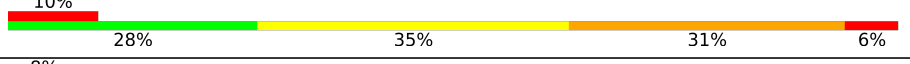






Continued on next page...

Continued from previous page...

Mol	Chain	Length	Quality of chain
28	RE	206	2% 22% 48% 25% 5%
28	YE	206	2% 23% 48% 24% 5%
29	RF	210	61% 28% 8% 3%
29	YF	210	2% 34% 48% 12% 14%
30	RG	182	4% 52% 38% 8% 8%
30	YG	182	2% 54% 35% 9% 2%
31	RH	180	22% 24% 43% 19% 8% 6%
31	YH	180	2% 23% 44% 19% 8% 6%
32	RI	148	5% 39% 44% 16% 2%
32	YI	148	4% 43% 40% 16% 2%
33	RN	140	2% 49% 42% 7% 1%
33	YN	140	49% 41% 8% 2%
34	RO	122	70% 25% 5%
34	YO	122	69% 27% 4%
35	RP	150	4% 54% 32% 10% 2%
35	YP	150	2% 48% 32% 16% 2%
36	RQ	141	4% 30% 50% 16% 2%
36	YQ	141	2% 29% 50% 18% 2%
37	RR	118	44% 47% 9%
37	YR	118	57% 31% 12%
38	RS	112	2% 43% 40% 15% 2%
38	YS	112	12% 62% 21% 5%
39	RT	146	2% 45% 40% 9% 2% 6%
39	YT	146	2% 43% 40% 10% 6%
40	RU	118	3% 67% 25% 6% 2%

Continued on next page...

Continued from previous page...

Mol	Chain	Length	Quality of chain
40	YU	118	
41	RV	101	
41	YV	101	
42	RW	113	
42	YW	113	
43	RX	96	
43	YX	96	
44	RY	110	
44	YY	110	
45	RZ	206	
45	YZ	206	
46	R0	85	
46	Y0	85	
47	R1	98	
47	Y1	98	
48	R2	72	
48	Y2	72	
49	R3	60	
49	Y3	60	
50	R4	71	
50	Y4	71	
51	R5	60	
51	Y5	60	
52	R6	54	
52	Y6	54	

Continued on next page...

Continued from previous page...

Mol	Chain	Length	Quality of chain
53	R7	49	
53	Y7	49	
54	R8	65	
54	Y8	65	
55	R9	37	
55	Y9	37	
56	Z5	3	
56	Z6	3	

The following table lists non-polymeric compounds, carbohydrate monomers and non-standard residues in protein, DNA, RNA chains that are outliers for geometric or electron-density-fit criteria:

Mol	Type	Chain	Res	Chirality	Geometry	Clashes	Electron density
57	MG	QA	1653	-	-	-	X
57	MG	QA	1681	-	-	-	X
57	MG	QA	1695	-	-	-	X
57	MG	RA	3002	-	-	-	X
57	MG	RA	3013	-	-	-	X
57	MG	RA	3175	-	-	-	X
57	MG	RA	3202	-	-	-	X
57	MG	RA	3244	-	-	-	X
57	MG	RA	3245	-	-	-	X
57	MG	RA	3247	-	-	-	X
57	MG	RA	3253	-	-	-	X
57	MG	RA	3255	-	-	-	X
57	MG	RA	3263	-	-	-	X
57	MG	RA	3266	-	-	-	X
57	MG	RA	3270	-	-	-	X
57	MG	RA	3276	-	-	-	X
57	MG	RA	3281	-	-	-	X
57	MG	RA	3287	-	-	-	X
57	MG	RA	3296	-	-	-	X
57	MG	RA	3305	-	-	-	X
57	MG	RD	301	-	-	-	X
57	MG	XA	1605	-	-	-	X
57	MG	XA	1659	-	-	-	X

Continued on next page...

Continued from previous page...

Mol	Type	Chain	Res	Chirality	Geometry	Clashes	Electron density
57	MG	XA	1679	-	-	-	X
57	MG	XA	1691	-	-	-	X
57	MG	XA	1699	-	-	-	X
57	MG	XA	1705	-	-	-	X
57	MG	XA	1709	-	-	-	X
57	MG	XA	1713	-	-	-	X
57	MG	Y0	102	-	-	-	X
57	MG	YA	3104	-	-	-	X
57	MG	YA	3128	-	-	-	X
57	MG	YA	3189	-	-	-	X
57	MG	YA	3203	-	-	-	X
57	MG	YA	3206	-	-	-	X
57	MG	YA	3225	-	-	-	X
57	MG	YA	3233	-	-	-	X
57	MG	YA	3272	-	-	-	X
57	MG	YA	3275	-	-	-	X
57	MG	YA	3277	-	-	-	X
57	MG	YA	3280	-	-	-	X
57	MG	YA	3285	-	-	-	X
57	MG	YA	3289	-	-	-	X
57	MG	YA	3297	-	-	-	X
57	MG	YA	3308	-	-	-	X
57	MG	YA	3320	-	-	-	X
57	MG	YA	3330	-	-	-	X

2 Entry composition [i](#)

There are 59 unique types of molecules in this entry. The entry contains 292311 atoms, of which 0 are hydrogens and 0 are deuteriums.

In the tables below, the ZeroOcc column contains the number of atoms modelled with zero occupancy, the AltConf column contains the number of residues with at least one atom in alternate conformation and the Trace column contains the number of residues modelled with at most 2 atoms.

- Molecule 1 is a RNA chain called 16S rRNA.

Mol	Chain	Residues	Atoms					ZeroOcc	AltConf	Trace
			Total	C	N	O	P			
1	QA	1500	Total 32246	C 14353	N 5981	O 10413	P 1499	0	0	0
1	XA	1500	Total 32249	C 14354	N 5984	O 10412	P 1499	0	0	0

- Molecule 2 is a protein called 30S ribosomal protein S2.

Mol	Chain	Residues	Atoms					ZeroOcc	AltConf	Trace
			Total	C	N	O	S			
2	QB	237	Total 1924	C 1228	N 344	O 347	S 5	0	0	0
2	XB	237	Total 1924	C 1228	N 344	O 347	S 5	0	0	0

- Molecule 3 is a protein called 30S ribosomal protein S3.

Mol	Chain	Residues	Atoms					ZeroOcc	AltConf	Trace
			Total	C	N	O	S			
3	QC	205	Total 1605	C 1011	N 313	O 280	S 1	0	0	0
3	XC	205	Total 1605	C 1011	N 313	O 280	S 1	0	0	0

- Molecule 4 is a protein called 30S ribosomal protein S4.

Mol	Chain	Residues	Atoms					ZeroOcc	AltConf	Trace
			Total	C	N	O	S			
4	QD	208	Total 1703	C 1066	N 339	O 291	S 7	0	0	0
4	XD	208	Total 1703	C 1066	N 339	O 291	S 7	0	0	0

- Molecule 5 is a protein called 30S ribosomal protein S5.

Mol	Chain	Residues	Atoms					ZeroOcc	AltConf	Trace
5	QE	151	Total	C	N	O	S	0	0	0
			1155	729	218	204	4			
5	XE	151	Total	C	N	O	S	0	0	0
			1155	729	218	204	4			

- Molecule 6 is a protein called 30S ribosomal protein S6.

Mol	Chain	Residues	Atoms					ZeroOcc	AltConf	Trace
6	QF	101	Total	C	N	O	S	0	0	0
			843	531	155	154	3			
6	XF	101	Total	C	N	O	S	0	0	0
			843	531	155	154	3			

- Molecule 7 is a protein called 30S ribosomal protein S7.

Mol	Chain	Residues	Atoms					ZeroOcc	AltConf	Trace
7	QG	155	Total	C	N	O	S	0	0	0
			1257	781	252	218	6			
7	XG	155	Total	C	N	O	S	0	0	0
			1257	781	252	218	6			

- Molecule 8 is a protein called 30S ribosomal protein S8.

Mol	Chain	Residues	Atoms					ZeroOcc	AltConf	Trace
8	QH	138	Total	C	N	O	S	0	0	0
			1116	705	215	193	3			
8	XH	138	Total	C	N	O	S	0	0	0
			1116	705	215	193	3			

- Molecule 9 is a protein called 30S ribosomal protein S9.

Mol	Chain	Residues	Atoms				ZeroOcc	AltConf	Trace
9	QI	127	Total	C	N	O	0	0	0
			1010	639	197	174			
9	XI	127	Total	C	N	O	0	0	0
			1010	639	197	174			

- Molecule 10 is a protein called 30S ribosomal protein S10.

Mol	Chain	Residues	Atoms					ZeroOcc	AltConf	Trace
10	QJ	99	Total	C	N	O	S	0	0	0
			801	504	157	139	1			

Continued on next page...

Continued from previous page...

Mol	Chain	Residues	Atoms					ZeroOcc	AltConf	Trace
			Total	C	N	O	S			
10	XJ	99	801	504	157	139	1	0	0	0

- Molecule 11 is a protein called 30S ribosomal protein S11.

Mol	Chain	Residues	Atoms					ZeroOcc	AltConf	Trace
			Total	C	N	O	S			
11	QK	119	885	549	168	165	3	0	0	0
11	XK	119	885	549	168	165	3	0	0	0

- Molecule 12 is a protein called 30S ribosomal protein S12.

Mol	Chain	Residues	Atoms					ZeroOcc	AltConf	Trace
			Total	C	N	O	S			
12	QL	125	975	614	196	164	1	0	0	0
12	XL	125	975	614	196	164	1	0	0	0

- Molecule 13 is a protein called 30S ribosomal protein S13.

Mol	Chain	Residues	Atoms					ZeroOcc	AltConf	Trace
			Total	C	N	O	S			
13	QM	121	964	597	199	166	2	0	0	0
13	XM	121	964	597	199	166	2	0	0	0

- Molecule 14 is a protein called 30S ribosomal protein S14 type Z.

Mol	Chain	Residues	Atoms					ZeroOcc	AltConf	Trace
			Total	C	N	O	S			
14	QN	60	492	312	104	72	4	0	0	0
14	XN	60	492	312	104	72	4	0	0	0

- Molecule 15 is a protein called 30S ribosomal protein S15.

Mol	Chain	Residues	Atoms					ZeroOcc	AltConf	Trace
			Total	C	N	O	S			
15	QO	88	734	459	147	126	2	0	0	0
15	XO	88	734	459	147	126	2	0	0	0

- Molecule 16 is a protein called 30S ribosomal protein S16.

Mol	Chain	Residues	Atoms					ZeroOcc	AltConf	Trace
16	QP	84	Total	C	N	O	S	0	0	0
			705	446	140	118	1			
16	XP	84	Total	C	N	O	S	0	0	0
			705	446	140	118	1			

- Molecule 17 is a protein called 30S ribosomal protein S17.

Mol	Chain	Residues	Atoms					ZeroOcc	AltConf	Trace
17	QQ	100	Total	C	N	O	S	0	0	0
			834	534	155	143	2			
17	XQ	100	Total	C	N	O	S	0	0	0
			834	534	155	143	2			

- Molecule 18 is a protein called 30S ribosomal protein S18.

Mol	Chain	Residues	Atoms				ZeroOcc	AltConf	Trace
18	QR	70	Total	C	N	O	0	0	0
			574	367	112	95			
18	XR	70	Total	C	N	O	0	0	0
			574	367	112	95			

- Molecule 19 is a protein called 30S ribosomal protein S19.

Mol	Chain	Residues	Atoms					ZeroOcc	AltConf	Trace
19	QS	84	Total	C	N	O	S	0	0	0
			674	430	126	116	2			
19	XS	84	Total	C	N	O	S	0	0	0
			674	430	126	116	2			

- Molecule 20 is a protein called 30S ribosomal protein S20.

Mol	Chain	Residues	Atoms					ZeroOcc	AltConf	Trace
20	QT	99	Total	C	N	O	S	0	0	0
			763	470	162	129	2			
20	XT	99	Total	C	N	O	S	0	0	0
			763	470	162	129	2			

- Molecule 21 is a protein called 30S ribosomal protein Thx.

Mol	Chain	Residues	Atoms				ZeroOcc	AltConf	Trace
21	QU	25	Total	C	N	O	0	0	0
			217	134	52	31			
21	XU	25	Total	C	N	O	0	0	0
			217	134	52	31			

- Molecule 22 is a RNA chain called P-site tRNA-fMet.

Mol	Chain	Residues	Atoms					ZeroOcc	AltConf	Trace
22	QV	77	Total	C	N	O	P	0	0	0
			1644	732	297	538	77			
22	XV	77	Total	C	N	O	P	0	0	0
			1644	732	297	538	77			

- Molecule 23 is a RNA chain called messenger RNA.

Mol	Chain	Residues	Atoms					ZeroOcc	AltConf	Trace
23	QX	11	Total	C	N	O	P	0	0	0
			220	98	43	68	11			
23	XX	11	Total	C	N	O	P	0	0	0
			220	98	43	68	11			

- Molecule 24 is a RNA chain called A-site ASL-Thr.

Mol	Chain	Residues	Atoms					ZeroOcc	AltConf	Trace
24	QY	15	Total	C	N	O	P	0	0	0
			321	143	57	106	15			
24	XY	16	Total	C	N	O	P	0	0	0
			344	153	62	113	16			

- Molecule 25 is a RNA chain called 23S rRNA.

Mol	Chain	Residues	Atoms					ZeroOcc	AltConf	Trace
25	RA	2882	Total	C	N	O	P	0	0	0
			62071	27627	11611	19952	2881			
25	YA	2882	Total	C	N	O	P	0	0	0
			62071	27627	11611	19952	2881			

- Molecule 26 is a RNA chain called 5S rRNA.

Mol	Chain	Residues	Atoms					ZeroOcc	AltConf	Trace
26	RB	120	Total	C	N	O	P	0	0	0
			2573	1146	476	832	119			

Continued on next page...

Continued from previous page...

Mol	Chain	Residues	Atoms					ZeroOcc	AltConf	Trace
			Total	C	N	O	P			
26	YB	120	2573	1146	476	832	119	0	0	0

- Molecule 27 is a protein called 50S ribosomal protein L2.

Mol	Chain	Residues	Atoms					ZeroOcc	AltConf	Trace
			Total	C	N	O	S			
27	RD	272	2115	1335	420	357	3	0	0	0
27	YD	272	2115	1335	420	357	3	0	0	0

- Molecule 28 is a protein called 50S ribosomal protein L3.

Mol	Chain	Residues	Atoms					ZeroOcc	AltConf	Trace
			Total	C	N	O	S			
28	RE	205	1568	991	300	271	6	0	0	0
28	YE	205	1568	991	300	271	6	0	0	0

- Molecule 29 is a protein called 50S ribosomal protein L4.

Mol	Chain	Residues	Atoms					ZeroOcc	AltConf	Trace
			Total	C	N	O	S			
29	RF	202	1585	1011	297	275	2	0	0	0
29	YF	202	1585	1011	297	275	2	0	0	0

- Molecule 30 is a protein called 50S ribosomal protein L5.

Mol	Chain	Residues	Atoms					ZeroOcc	AltConf	Trace
			Total	C	N	O	S			
30	RG	181	1474	942	268	260	4	0	0	0
30	YG	181	1474	942	268	260	4	0	0	0

- Molecule 31 is a protein called 50S ribosomal protein L6.

Mol	Chain	Residues	Atoms					ZeroOcc	AltConf	Trace
			Total	C	N	O	S			
31	RH	170	1307	829	245	232	1	0	0	0
31	YH	170	1307	829	245	232	1	0	0	0

- Molecule 32 is a protein called 50S ribosomal protein L9.

Mol	Chain	Residues	Atoms					ZeroOcc	AltConf	Trace
			Total	C	N	O	S			
32	RI	146	Total	C	N	O	S	0	0	0
			1136	726	201	208	1			
32	YI	146	Total	C	N	O	S	0	0	0
			1136	726	201	208	1			

- Molecule 33 is a protein called 50S ribosomal protein L13.

Mol	Chain	Residues	Atoms					ZeroOcc	AltConf	Trace
			Total	C	N	O	S			
33	RN	138	Total	C	N	O	S	0	0	0
			1104	712	206	182	4			
33	YN	138	Total	C	N	O	S	0	0	0
			1104	712	206	182	4			

- Molecule 34 is a protein called 50S ribosomal protein L14.

Mol	Chain	Residues	Atoms					ZeroOcc	AltConf	Trace
			Total	C	N	O	S			
34	RO	122	Total	C	N	O	S	0	0	0
			933	588	171	170	4			
34	YO	122	Total	C	N	O	S	0	0	0
			933	588	171	170	4			

- Molecule 35 is a protein called 50S ribosomal protein L15.

Mol	Chain	Residues	Atoms					ZeroOcc	AltConf	Trace
			Total	C	N	O	S			
35	RP	150	Total	C	N	O	S	0	0	0
			1145	712	232	198	3			
35	YP	150	Total	C	N	O	S	0	0	0
			1145	712	232	198	3			

- Molecule 36 is a protein called 50S ribosomal protein L16.

Mol	Chain	Residues	Atoms					ZeroOcc	AltConf	Trace
			Total	C	N	O	S			
36	RQ	141	Total	C	N	O	S	0	0	0
			1122	715	212	188	7			
36	YQ	141	Total	C	N	O	S	0	0	0
			1122	715	212	188	7			

- Molecule 37 is a protein called 50S ribosomal protein L17.

Mol	Chain	Residues	Atoms					ZeroOcc	AltConf	Trace
37	RR	118	Total	C	N	O	S	0	0	0
			968	604	203	160	1			
37	YR	118	Total	C	N	O	S	0	0	0
			968	604	203	160	1			

- Molecule 38 is a protein called 50S ribosomal protein L18.

Mol	Chain	Residues	Atoms					ZeroOcc	AltConf	Trace
38	RS	111	Total	C	N	O	S	0	0	0
			882	556	176	150				
38	YS	111	Total	C	N	O	S	0	0	0
			882	556	176	150				

- Molecule 39 is a protein called 50S ribosomal protein L19.

Mol	Chain	Residues	Atoms					ZeroOcc	AltConf	Trace
39	RT	137	Total	C	N	O	S	0	0	0
			1141	710	234	196	1			
39	YT	137	Total	C	N	O	S	0	0	0
			1141	710	234	196	1			

- Molecule 40 is a protein called 50S ribosomal protein L20.

Mol	Chain	Residues	Atoms					ZeroOcc	AltConf	Trace
40	RU	117	Total	C	N	O	S	0	0	0
			964	610	202	151	1			
40	YU	117	Total	C	N	O	S	0	0	0
			964	610	202	151	1			

- Molecule 41 is a protein called 50S ribosomal protein L21.

Mol	Chain	Residues	Atoms					ZeroOcc	AltConf	Trace
41	RV	101	Total	C	N	O	S	0	0	0
			779	501	142	135	1			
41	YV	101	Total	C	N	O	S	0	0	0
			779	501	142	135	1			

- Molecule 42 is a protein called 50S ribosomal protein L22.

Mol	Chain	Residues	Atoms					ZeroOcc	AltConf	Trace
42	RW	113	Total	C	N	O	S	0	0	0
			900	566	177	155	2			

Continued on next page...

Continued from previous page...

Mol	Chain	Residues	Atoms					ZeroOcc	AltConf	Trace
			Total	C	N	O	S			
42	YW	113	900	566	177	155	2	0	0	0

- Molecule 43 is a protein called 50S ribosomal protein L23.

Mol	Chain	Residues	Atoms				ZeroOcc	AltConf	Trace
			Total	C	N	O			
43	RX	92	725	471	131	123	0	0	0
43	YX	92	725	471	131	123	0	0	0

- Molecule 44 is a protein called 50S ribosomal protein L24.

Mol	Chain	Residues	Atoms					ZeroOcc	AltConf	Trace
			Total	C	N	O	S			
44	RY	102	785	505	150	125	5	0	0	0
44	YY	102	785	505	150	125	5	0	0	0

- Molecule 45 is a protein called 50S ribosomal protein L25.

Mol	Chain	Residues	Atoms					ZeroOcc	AltConf	Trace
			Total	C	N	O	S			
45	RZ	183	1461	933	260	265	3	0	0	0
45	YZ	183	1461	933	260	265	3	0	0	0

- Molecule 46 is a protein called 50S ribosomal protein L27.

Mol	Chain	Residues	Atoms					ZeroOcc	AltConf	Trace
			Total	C	N	O	S			
46	R0	82	648	401	138	108	1	0	0	0
46	Y0	82	648	401	138	108	1	0	0	0

- Molecule 47 is a protein called 50S ribosomal protein L28.

Mol	Chain	Residues	Atoms					ZeroOcc	AltConf	Trace
			Total	C	N	O	S			
47	R1	97	763	481	150	131	1	0	0	0
47	Y1	97	763	481	150	131	1	0	0	0

- Molecule 48 is a protein called 50S ribosomal protein L29.

Mol	Chain	Residues	Atoms					ZeroOcc	AltConf	Trace
48	R2	69	Total	C	N	O	S	0	0	0
			581	358	118	104	1			
48	Y2	69	Total	C	N	O	S	0	0	0
			581	358	118	104	1			

- Molecule 49 is a protein called 50S ribosomal protein L30.

Mol	Chain	Residues	Atoms				ZeroOcc	AltConf	Trace
49	R3	59	Total	C	N	O	0	0	0
			469	298	90	81			
49	Y3	59	Total	C	N	O	0	0	0
			469	298	90	81			

- Molecule 50 is a protein called 50S ribosomal protein L31.

Mol	Chain	Residues	Atoms					ZeroOcc	AltConf	Trace
50	R4	71	Total	C	N	O	S	0	0	0
			581	364	108	104	5			
50	Y4	71	Total	C	N	O	S	0	0	0
			581	364	108	104	5			

- Molecule 51 is a protein called 50S ribosomal protein L32.

Mol	Chain	Residues	Atoms					ZeroOcc	AltConf	Trace
51	R5	59	Total	C	N	O	S	0	0	0
			459	288	90	76	5			
51	Y5	58	Total	C	N	O	S	0	0	0
			454	285	89	75	5			

- Molecule 52 is a protein called 50S ribosomal protein L33.

Mol	Chain	Residues	Atoms					ZeroOcc	AltConf	Trace
52	R6	49	Total	C	N	O	S	0	0	0
			424	264	87	69	4			
52	Y6	49	Total	C	N	O	S	0	0	0
			424	264	87	69	4			

- Molecule 53 is a protein called 50S ribosomal protein L34.

Mol	Chain	Residues	Atoms				ZeroOcc	AltConf	Trace	
53	R7	49	Total	C	N	O	S	0	0	0
			430	263	108	57	2			
53	Y7	49	Total	C	N	O	S	0	0	0
			430	263	108	57	2			

- Molecule 54 is a protein called 50S ribosomal protein L35.

Mol	Chain	Residues	Atoms				ZeroOcc	AltConf	Trace	
54	R8	64	Total	C	N	O	S	0	0	0
			517	331	102	82	2			
54	Y8	64	Total	C	N	O	S	0	0	0
			517	331	102	82	2			

- Molecule 55 is a protein called 50S ribosomal protein L36.

Mol	Chain	Residues	Atoms				ZeroOcc	AltConf	Trace	
55	R9	37	Total	C	N	O	S	0	0	0
			307	188	68	47	4			
55	Y9	37	Total	C	N	O	S	0	0	0
			307	188	68	47	4			

- Molecule 56 is a RNA chain called CC-Puro.

Mol	Chain	Residues	Atoms				ZeroOcc	AltConf	Trace	
56	Z5	3	Total	C	N	O	P	0	0	0
			74	40	13	19	2			
56	Z6	3	Total	C	N	O	P	0	0	0
			74	40	13	19	2			

- Molecule 57 is MAGNESIUM ION (three-letter code: MG) (formula: Mg).

Mol	Chain	Residues	Atoms		ZeroOcc	AltConf
57	QA	95	Total	Mg	0	0
			95	95		
57	QE	1	Total	Mg	0	0
			1	1		
57	QF	1	Total	Mg	0	0
			1	1		
57	QM	1	Total	Mg	0	0
			1	1		
57	QV	3	Total	Mg	0	0
			3	3		

Continued on next page...

Continued from previous page...

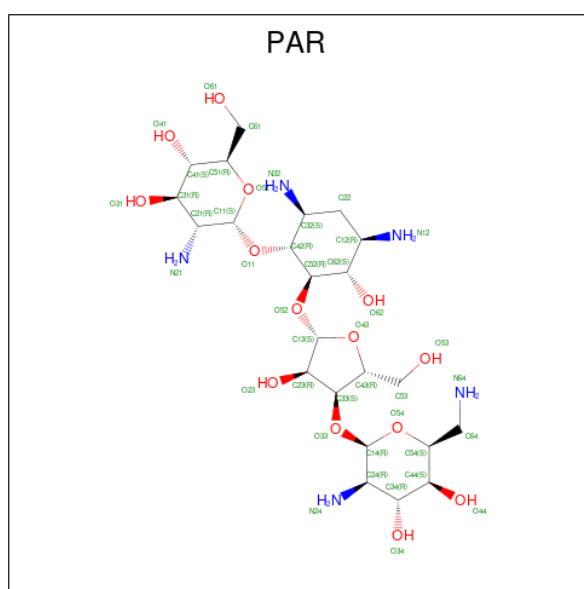
Mol	Chain	Residues	Atoms		ZeroOcc	AltConf
57	QX	2	Total 2	Mg 2	0	0
57	QY	1	Total 1	Mg 1	0	0
57	RA	307	Total 307	Mg 307	0	0
57	RB	5	Total 5	Mg 5	0	0
57	RD	1	Total 1	Mg 1	0	0
57	RE	2	Total 2	Mg 2	0	0
57	RF	1	Total 1	Mg 1	0	0
57	RR	1	Total 1	Mg 1	0	0
57	R0	1	Total 1	Mg 1	0	0
57	R1	1	Total 1	Mg 1	0	0
57	R5	1	Total 1	Mg 1	0	0
57	R8	1	Total 1	Mg 1	0	0
57	XA	114	Total 114	Mg 114	0	0
57	XF	1	Total 1	Mg 1	0	0
57	XV	3	Total 3	Mg 3	0	0
57	XX	2	Total 2	Mg 2	0	0
57	YA	337	Total 337	Mg 337	0	0
57	YB	3	Total 3	Mg 3	0	0
57	YD	1	Total 1	Mg 1	0	0
57	YE	2	Total 2	Mg 2	0	0
57	YP	2	Total 2	Mg 2	0	0

Continued on next page...

Continued from previous page...

Mol	Chain	Residues	Atoms	ZeroOcc	AltConf
57	YQ	1	Total Mg 1 1	0	0
57	Y0	3	Total Mg 3 3	0	0
57	Y5	1	Total Mg 1 1	0	0
57	Y7	1	Total Mg 1 1	0	0

- Molecule 58 is PAROMOMYCIN (three-letter code: PAR) (formula: C₂₃H₄₅N₅O₁₄).



Mol	Chain	Residues	Atoms	ZeroOcc	AltConf
58	QA	1	Total C N O 42 23 5 14	0	0
58	XA	1	Total C N O 42 23 5 14	0	0

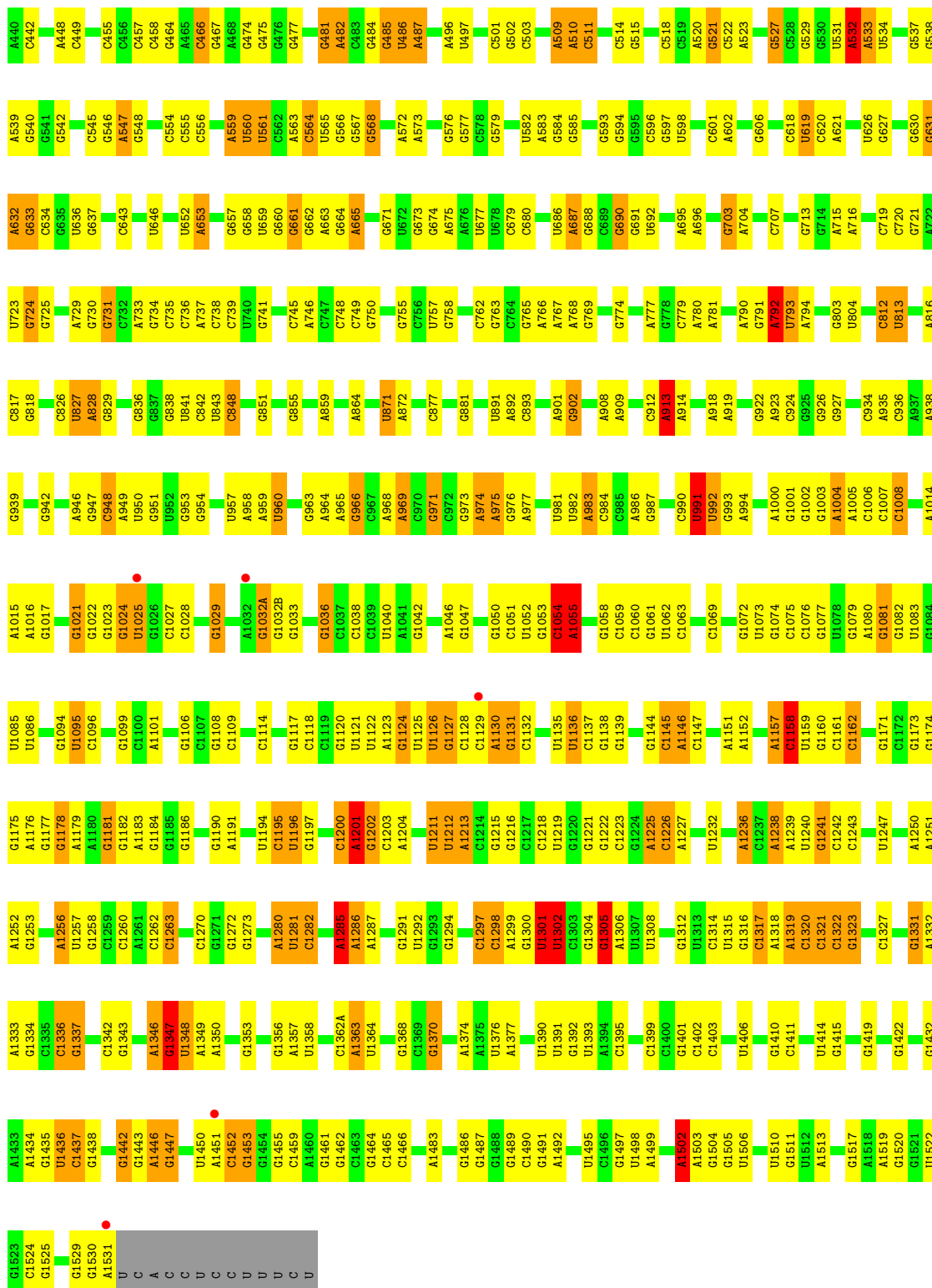
- Molecule 59 is ZINC ION (three-letter code: ZN) (formula: Zn).

Mol	Chain	Residues	Atoms	ZeroOcc	AltConf
59	QD	1	Total Zn 1 1	0	0
59	QN	1	Total Zn 1 1	0	0
59	XD	1	Total Zn 1 1	0	0

Continued on next page...

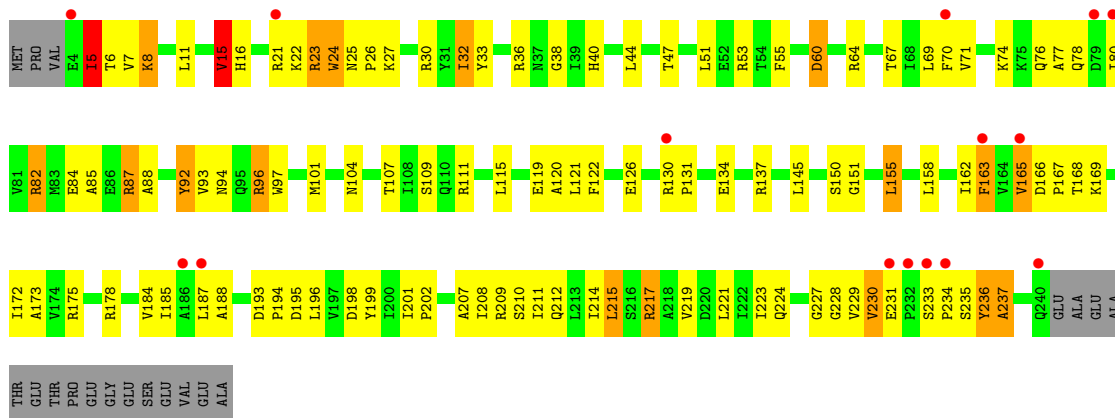
Continued from previous page...

Mol	Chain	Residues	Atoms		ZeroOcc	AltConf
59	XN	1	Total	Zn	0	0
			1	1		

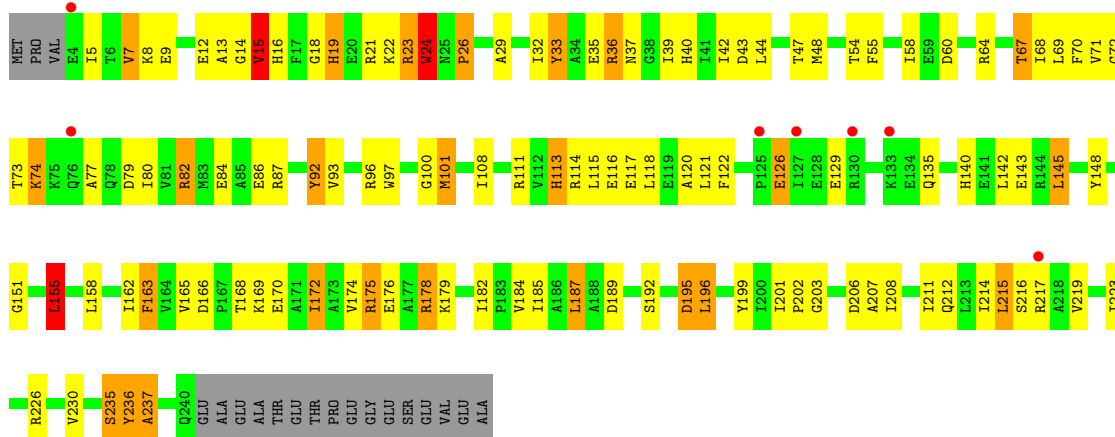


● Molecule 2: 30S ribosomal protein S2

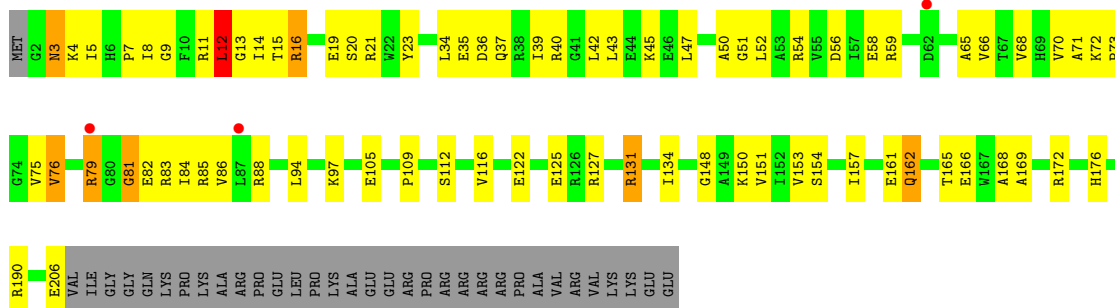




• Molecule 2: 30S ribosomal protein S2

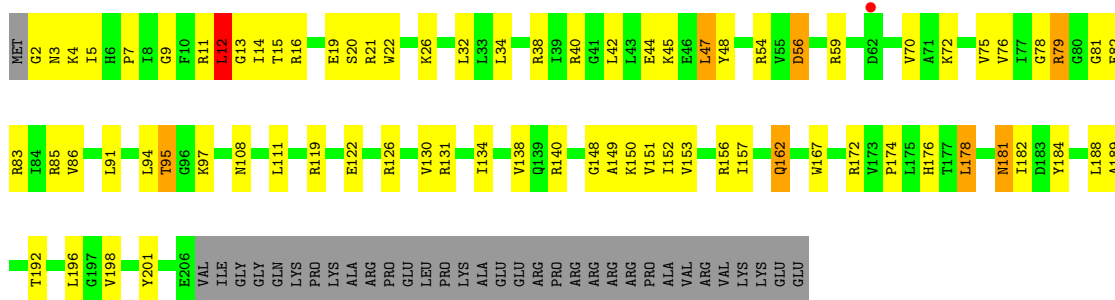


• Molecule 3: 30S ribosomal protein S3

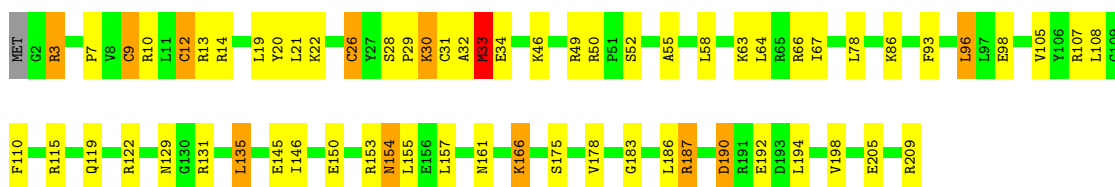


• Molecule 3: 30S ribosomal protein S3

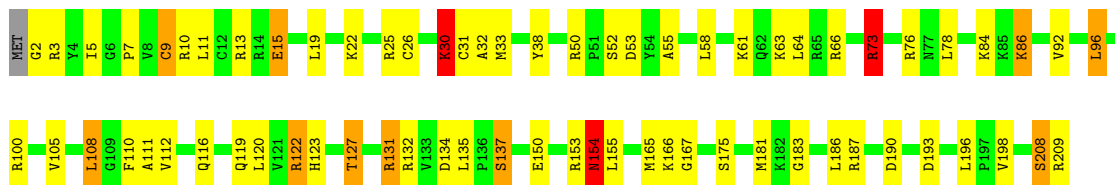




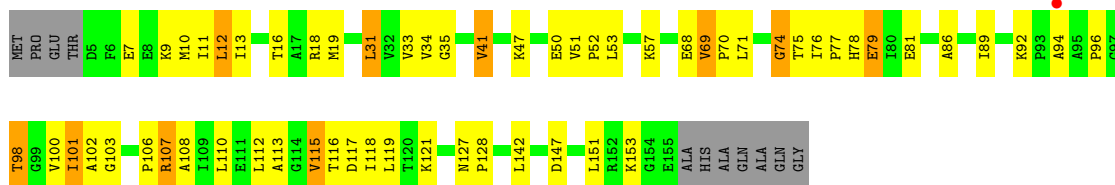
- Molecule 4: 30S ribosomal protein S4



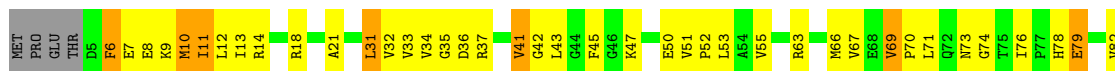
- Molecule 4: 30S ribosomal protein S4

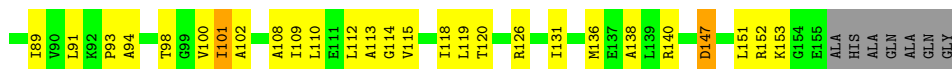


- Molecule 5: 30S ribosomal protein S5

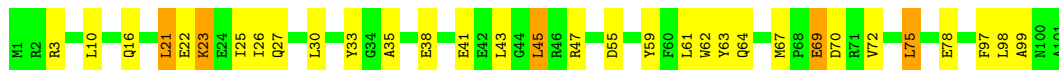


- Molecule 5: 30S ribosomal protein S5

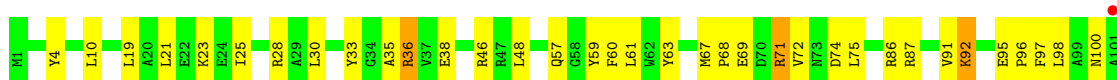




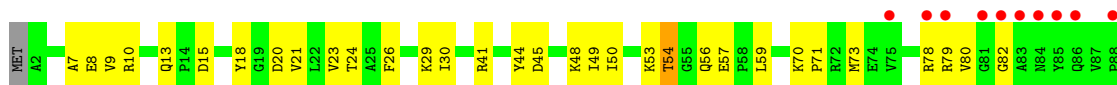
• Molecule 6: 30S ribosomal protein S6



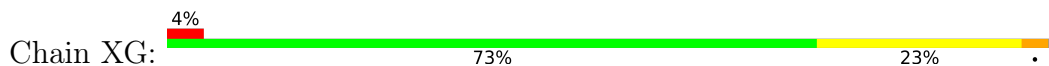
• Molecule 6: 30S ribosomal protein S6



• Molecule 7: 30S ribosomal protein S7



• Molecule 7: 30S ribosomal protein S7

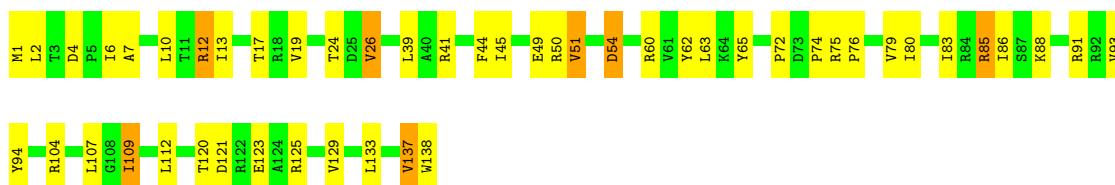


• Molecule 8: 30S ribosomal protein S8



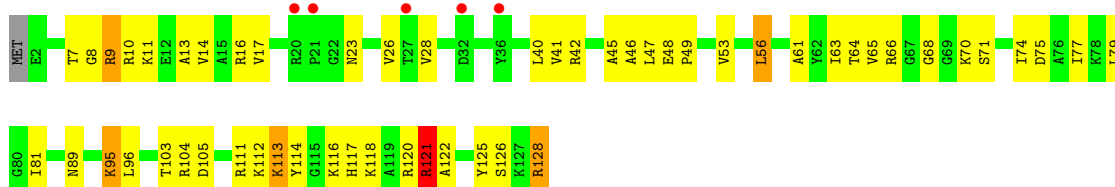
- Molecule 8: 30S ribosomal protein S8

Chain XH:  64% 30% 5%



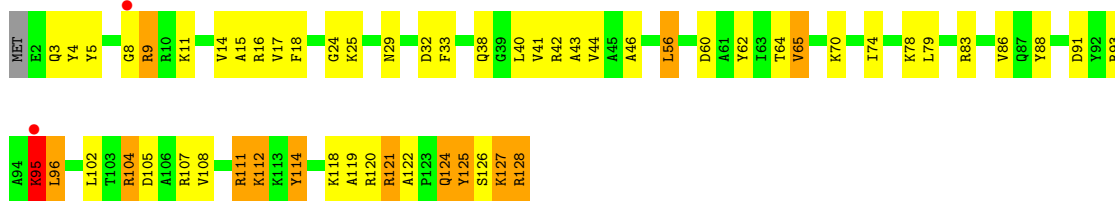
- Molecule 9: 30S ribosomal protein S9

Chain QI:  4% 57% 38%



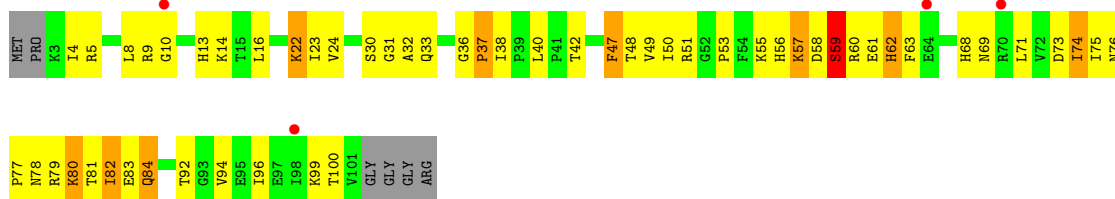
- Molecule 9: 30S ribosomal protein S9

Chain XI:  2% 55% 34% 10%



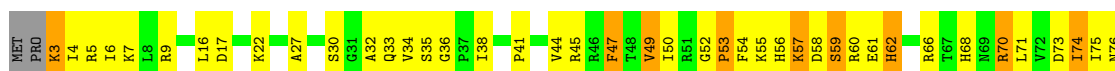
- Molecule 10: 30S ribosomal protein S10


Chain QJ:  4% 42% 43% 9% 6%



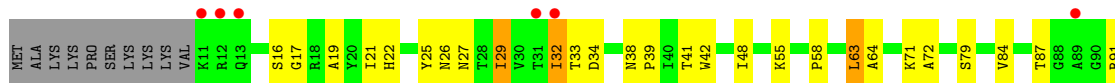
- Molecule 10: 30S ribosomal protein S10

Chain XJ:  2% 41% 44% 10% 6%

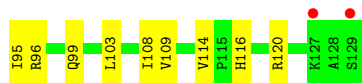





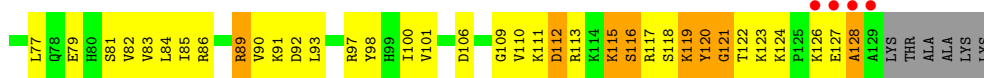
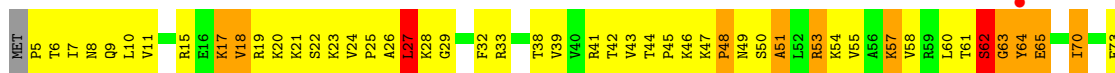
- Molecule 11: 30S ribosomal protein S11



- Molecule 11: 30S ribosomal protein S11



- Molecule 12: 30S ribosomal protein S12

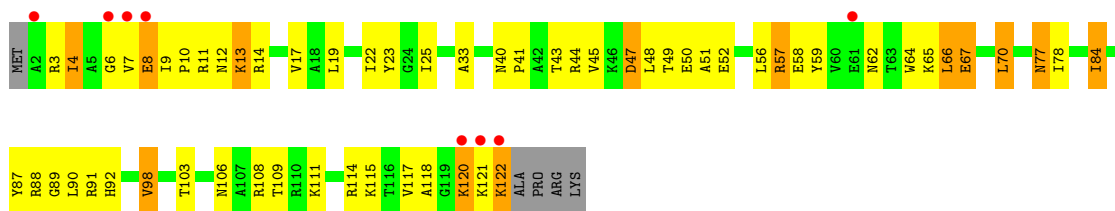


- Molecule 12: 30S ribosomal protein S12

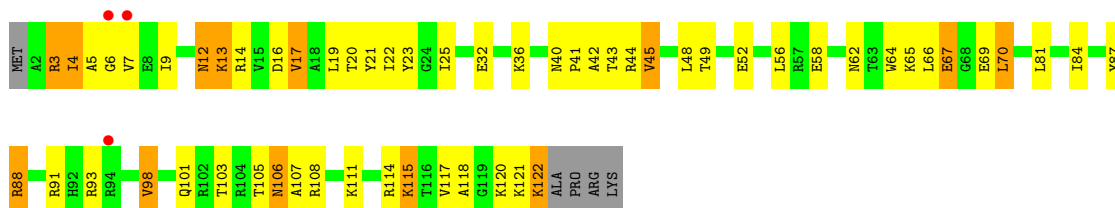


- Molecule 13: 30S ribosomal protein S13






- Molecule 13: 30S ribosomal protein S13



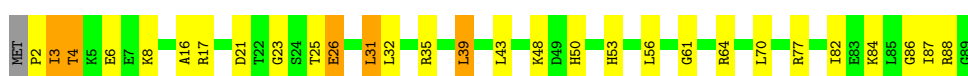
- Molecule 14: 30S ribosomal protein S14 type Z




- Molecule 14: 30S ribosomal protein S14 type Z



- Molecule 15: 30S ribosomal protein S15

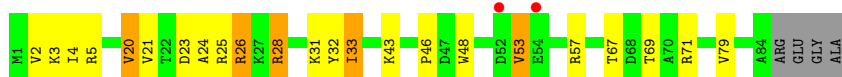


- Molecule 15: 30S ribosomal protein S15

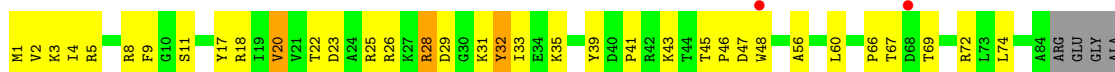


- Molecule 16: 30S ribosomal protein S16





- Molecule 16: 30S ribosomal protein S16



- Molecule 17: 30S ribosomal protein S17



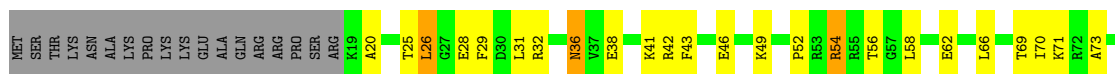
- Molecule 17: 30S ribosomal protein S17



- Molecule 18: 30S ribosomal protein S18

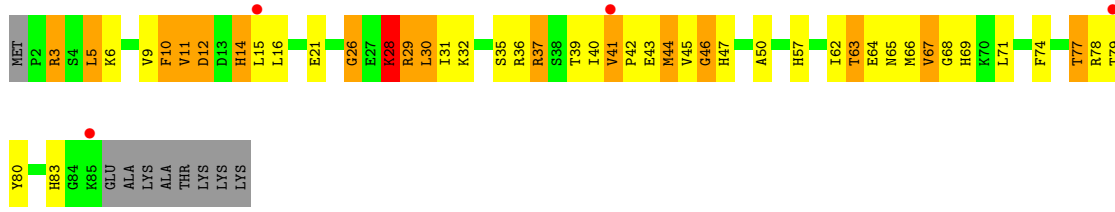


- Molecule 18: 30S ribosomal protein S18

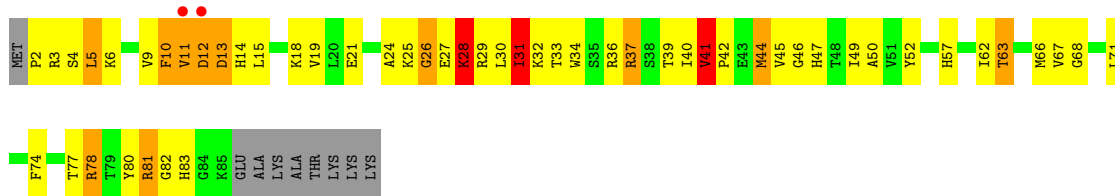


- Molecule 19: 30S ribosomal protein S19

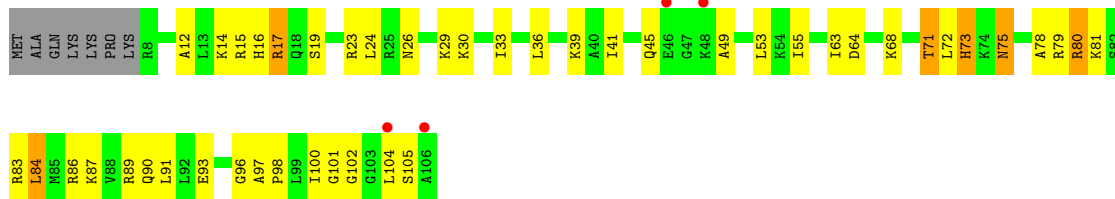




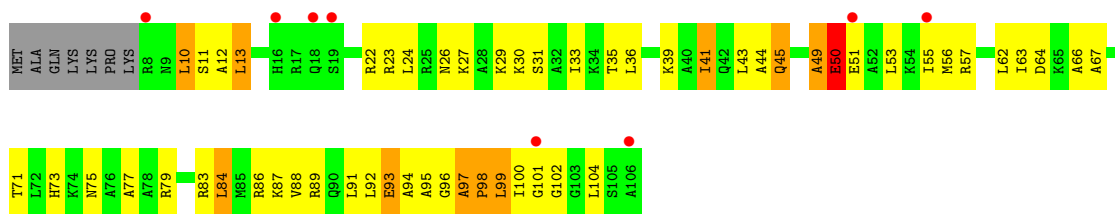
• Molecule 19: 30S ribosomal protein S19



• Molecule 20: 30S ribosomal protein S20



• Molecule 20: 30S ribosomal protein S20

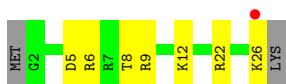


• Molecule 21: 30S ribosomal protein Thx

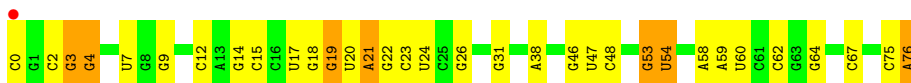


• Molecule 21: 30S ribosomal protein Thx





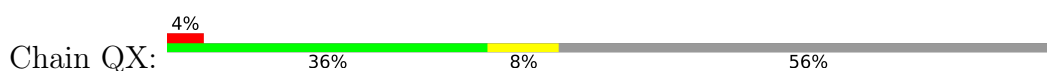
- Molecule 22: P-site tRNA-fMet



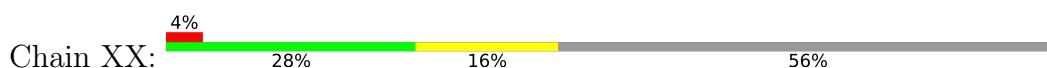
- Molecule 22: P-site tRNA-fMet



- Molecule 23: messenger RNA



- Molecule 23: messenger RNA



- Molecule 24: A-site ASL-Thr

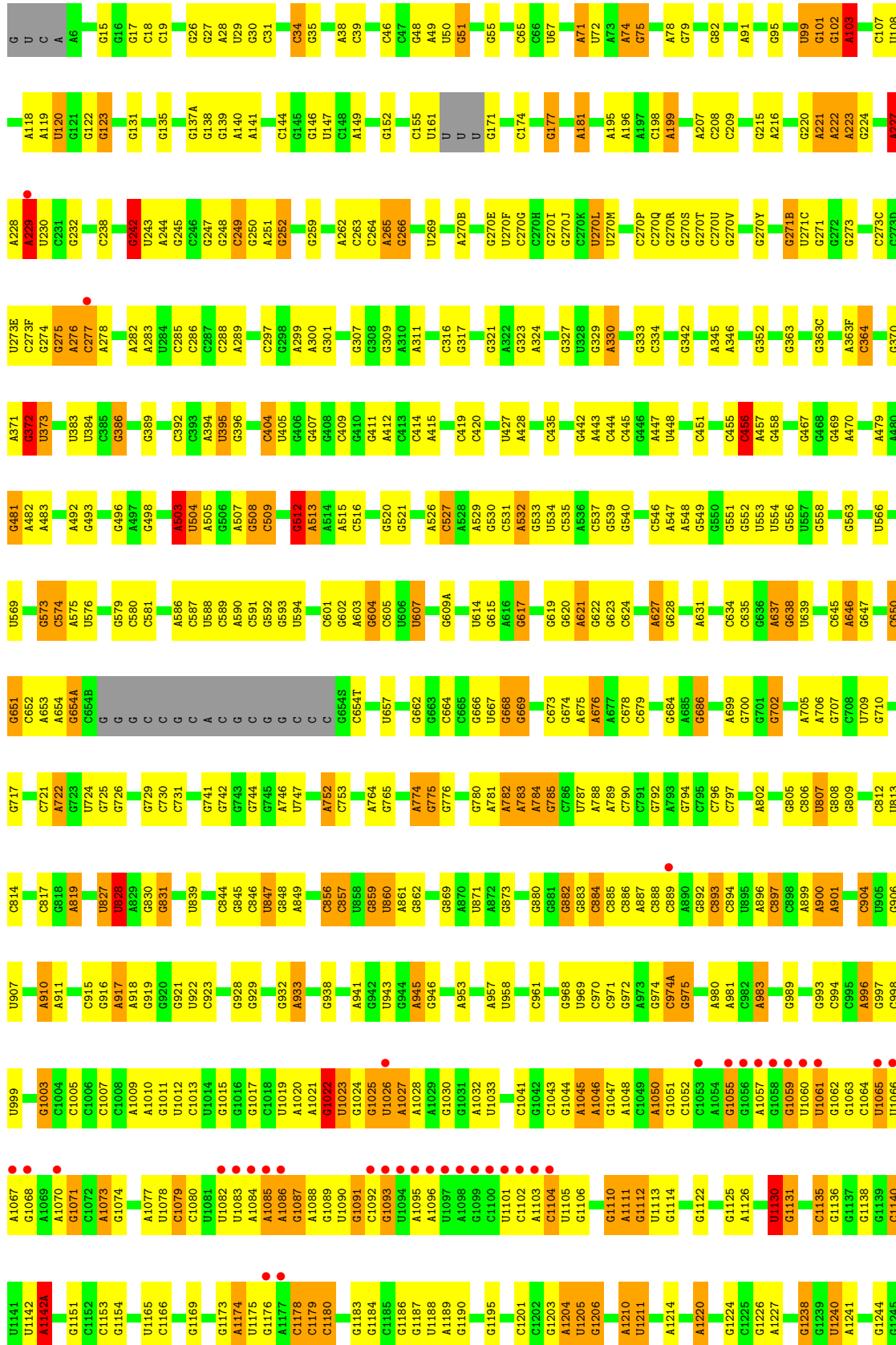


- Molecule 24: A-site ASL-Thr

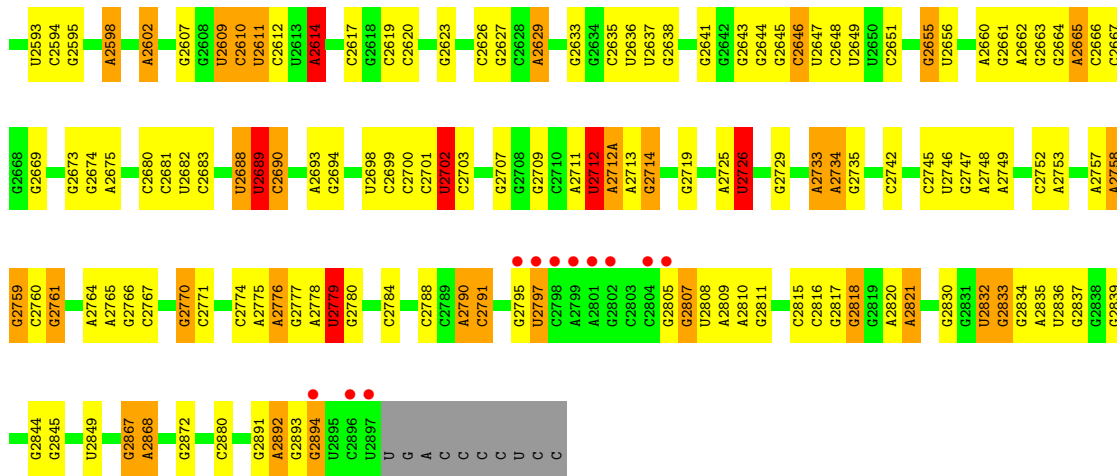


- Molecule 25: 23S rRNA

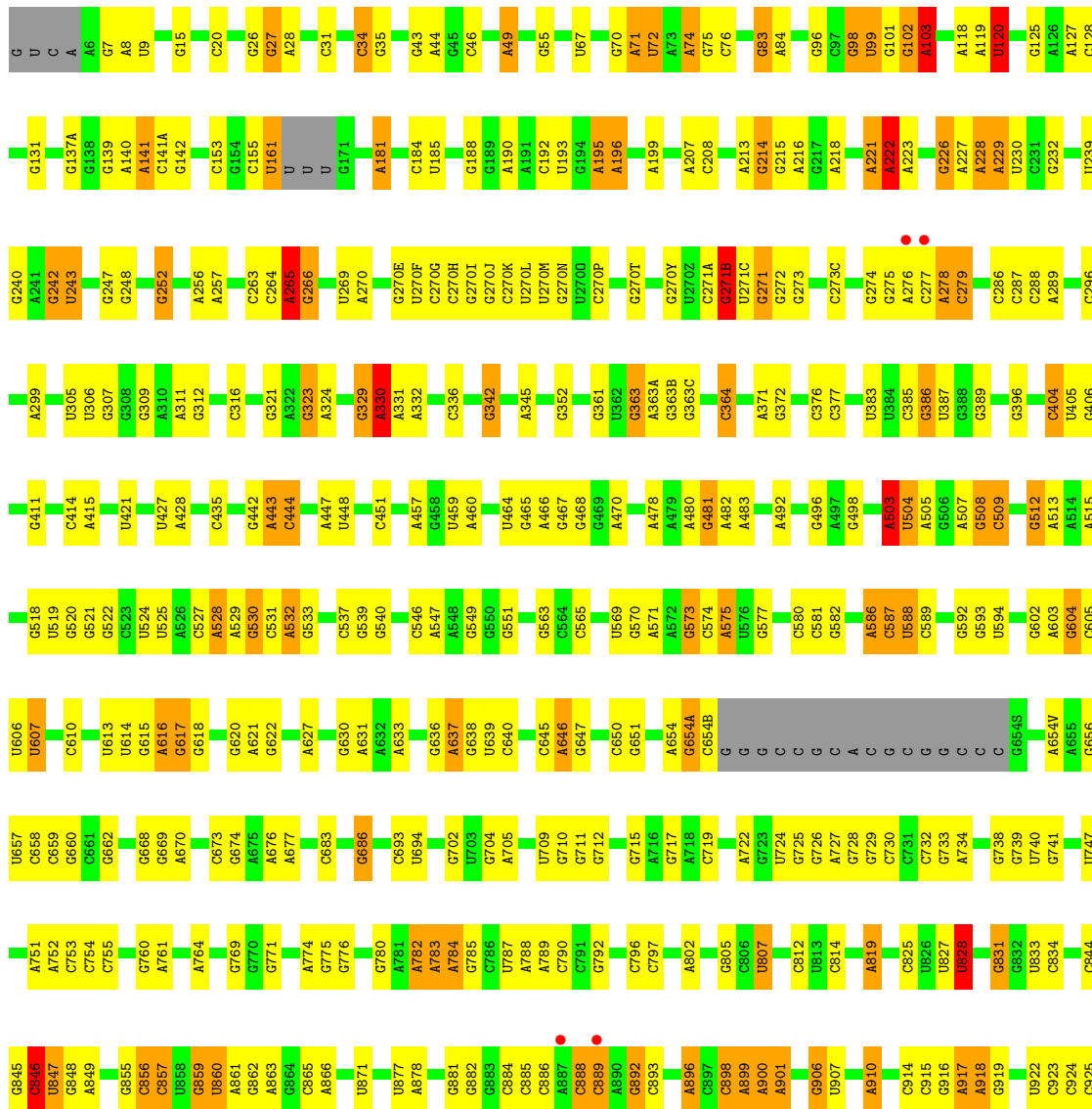


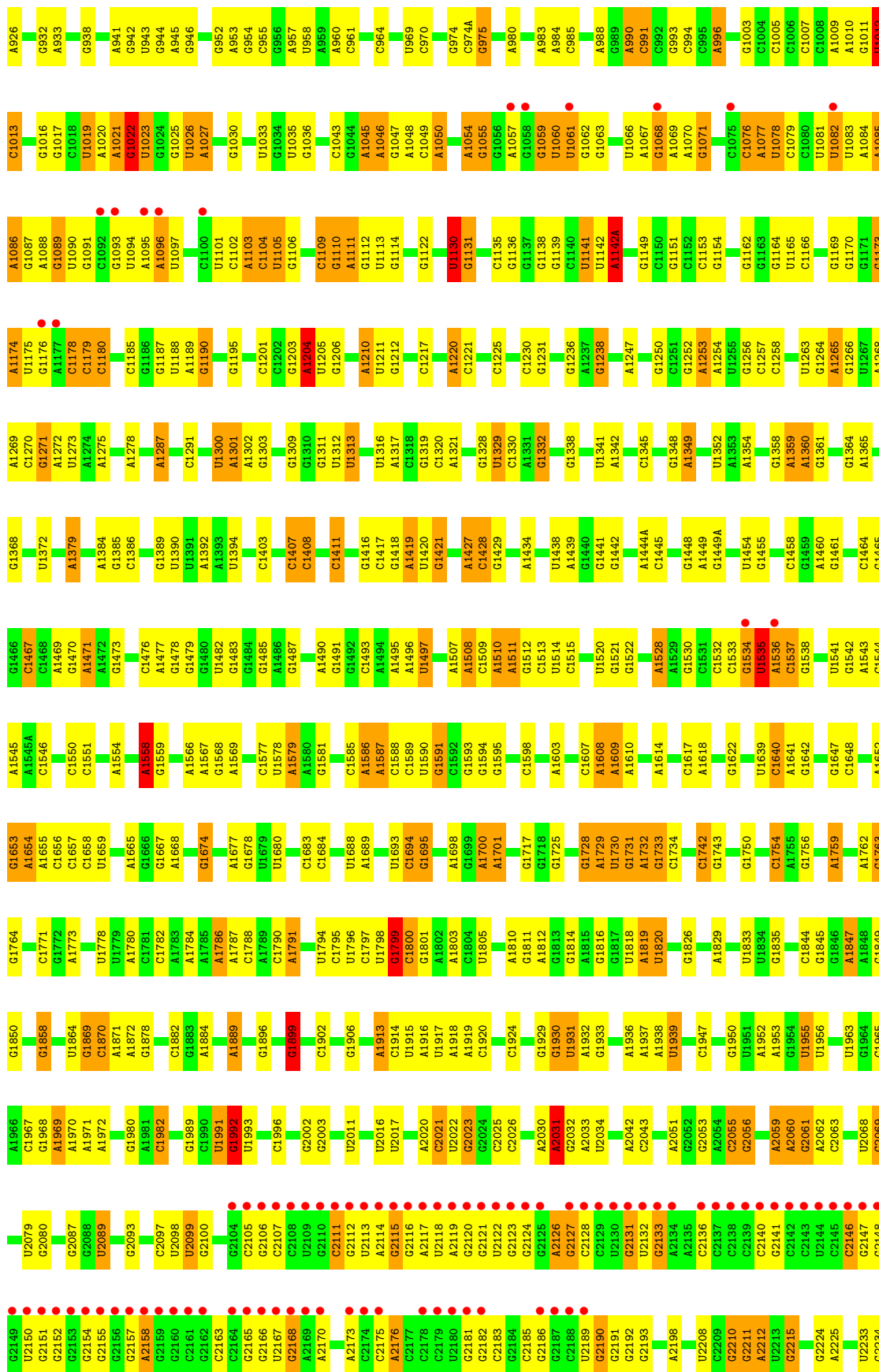


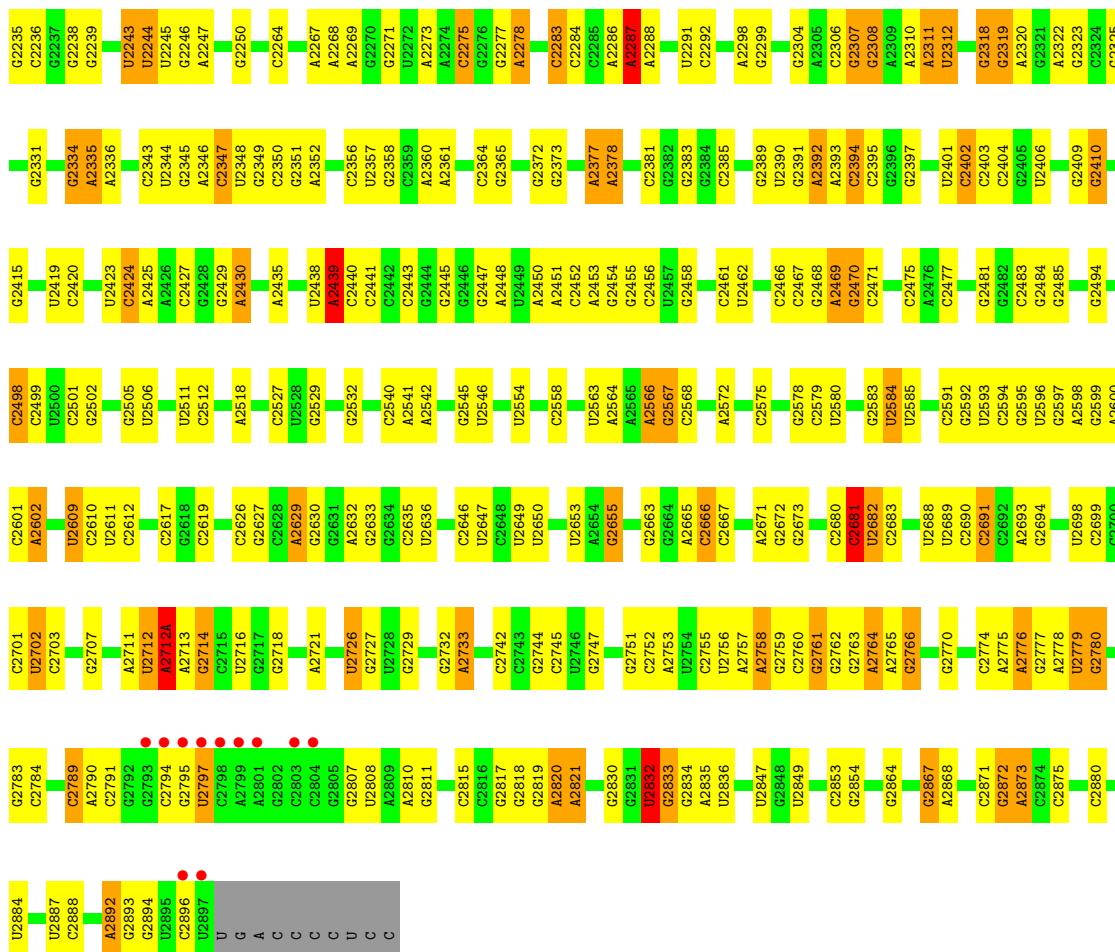
G2480	G2481	G2482	G2485	G2489	G2495	G2502	G2503	G2504	G2506	U2511	G2512	G2514	G2515	G2517	A2518	U2519	G2527	U2528	G2529	A2542	G2543	G2544	U2547	U2552	U2553	U2554	G2557	G2558	U2563	A2566	G2568	G2569	A2572	G2573	G2574	G2575	G2576	G2579	U2580	G2581	G2582	G2583	U2584	U2585					
G2391	A2392	A2393	G2394	G2402	G2403	G2404	G2405	U2406	G2407	G2410	A2411	A2412	G2413	G2414	G2415	U2419	G2420	U2423	G2424	A2425	G2429	A2430	A2435	U2436	U2437	U2438	A2439	G2440	G2441	G2442	G2443	G2444	G2445	G2446	A2451	G2452	G2455	G2456	G2466	A2469	G2470	G2475	G2476	G2478	G2479				
C2294	C2295	U2296	C2297	A2298	G2299	G2300	C2301	U2197	A2198	G2210	A2212	G2215	G2224	A2225	U2233	G2234	G2238	G2239	G2242	U2243	U2244	G2245	G2246	G2250	C2260	C2261	U2262	C2263	C2264	A2269	G2270	G2271	C2275	G2276	G2277	G2280	C2283	A2286	A2287	A2288	G2289	U2291	C2292	C2293					
A2030	A2031	G2032	A2033	G2037	G2038	C2039	C2043	U2047	G2048	G2052	G2053	A2054	C2055	G2056	A2059	A2060	G2061	A2062	U2068	U2069	G2069	U2074	U2075	U2086	G2087	U2096	U2099	G2104	C2105	G2106	C2107	C2108	U2109	G2110	C2111	G2112	U2113	A2114	G2115	G2116	A2117	U2118	A2119	G2023	G2024	C2025	G2121	U2122	G2124
C1914	U1915	G1916	U1917	A1918	G1919	U1920	G1929	A1930	U1931	C1934	G1935	A1936	A1937	A1938	U1939	A1942	U1955	U1956	U1963	G1964	C1967	A1968	A1969	A1970	A1971	A1972	G1980	A1981	C1982	G1989	C1990	U1991	G1992	U1993	C1996	G2010	U2011	G2012	A2013	A2014	A2015	C2021	U2022	G2023	G2024	C2025	G2027		
G1681	U1796	G1687	U1688	A1689	G1693	C1694	G1695	A1698	G1699	A1700	U1709	C1710	C1711	G1725	U1727	U1728	U1729	U1730	G1733	C1734	C1742	G1743	G1746	G1747	C1754	A1755	G1756	A1762	G1763	G1764	G1769	C1771	G1772	A1773	G1776	A1780	C1781	A1783	A1786	C1788	U1789	A1791							
U1796	C1797	U1688	U1590	G1591	G1592	G1593	G1594	C1595	A1511	C1598	A1608	A1609	A1610	G1613	A1614	G1515	A1616	C1617	A1618	G1622	G1628	A1632	G1633	U1585	A1636	A1637	C1638	U1639	C1640	A1641	G1647	C1648	G1649	G1650	G1651	A1652	G1653	A1654	A1655	C1656	C1657	C1658	A1665	G1666	G1667	A1678	C1675	G1678	
C1498	C1504	C1505	C1506	A1508	C1509	A1510	C1430	U1431	C1432	U1433	A1434	G1435	G1436	G1441	G1442	A1443	G1444	A1444A	C1445	C1446	A1449	G1449A	A1453	C1533	G1369	C1370	C1458	G1459	A1460	A1461	G1464	C1467	C1470	A1471	A1477	G1480	U1482	G1483	G1484	G1485	A1486	A1490	G1491	C1492	C1493	A1494	A1495	A1496	U1497
U1329	C1330	A1331	G1332	A1336	G1337	G1338	U1341	G1345	G1348	A1349	U1352	A1353	A1354	G1355	G1364	A1365	G1368	G1369	C1370	G1377	A1378	A1379	G1380	A1384	G1385	C1386	U1372	A1373	G1376	A1378	A1379	U1391	U1394	A1395	U1396	C1403	C1407	C1408	A1321	A1322	A1323	G1416	C1417						
A1246	A1247	G1248	A1253	G1256	C1257	A1262	U1263	G1264	A1265	G1266	U1267	U1268	A1269	C1270	A1271	A1272	A1275	A1276	G1277	A1278	G1279	G1285	U1286	A1287	U1288	C1289	C1290	A1291	U1292	G1296	U1300	A1301	G1303	G1309	G1310	G1311	U1312	U1313	U1314	C1315	U1316	A1317	C1318	U1319	A1320	A1321	A1322	U1323	G1328



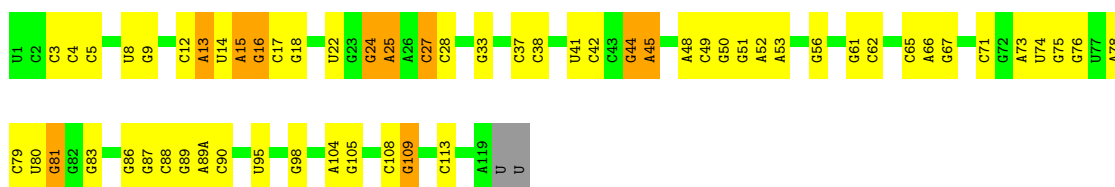
• Molecule 25: 23S rRNA



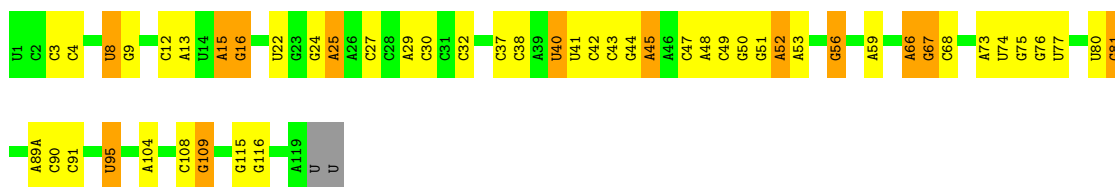




• Molecule 26: 5S rRNA

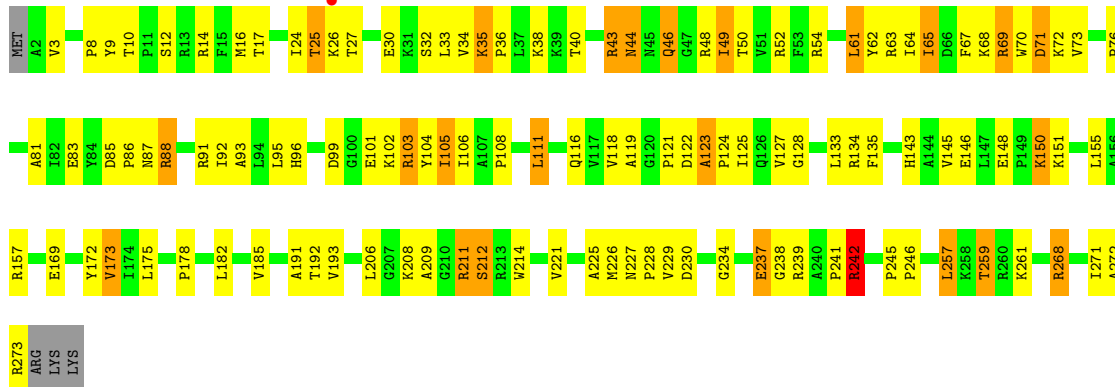


• Molecule 26: 5S rRNA



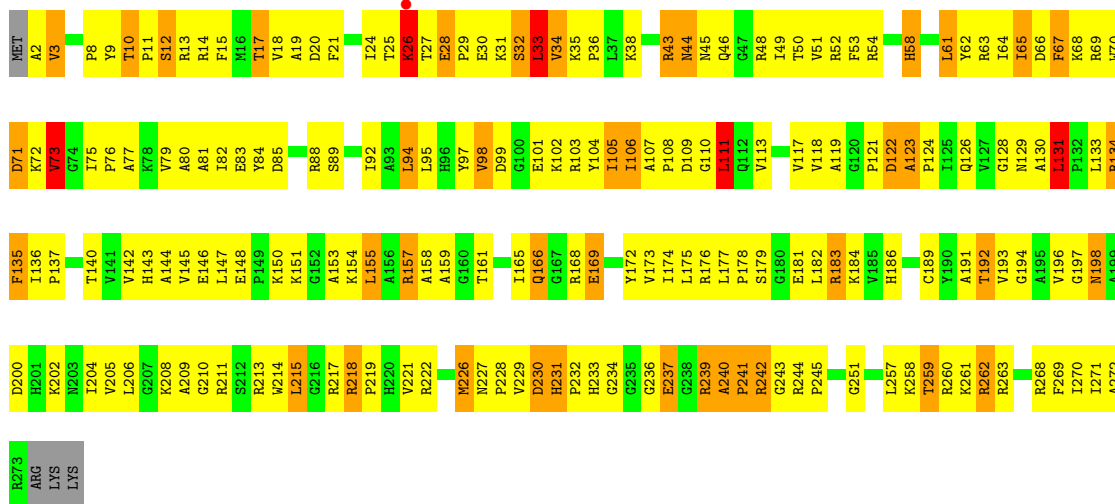
• Molecule 27: 50S ribosomal protein L2

Chain RD:  55% 35% 8%




• Molecule 27: 50S ribosomal protein L2

Chain YD:  29% 53% 15%



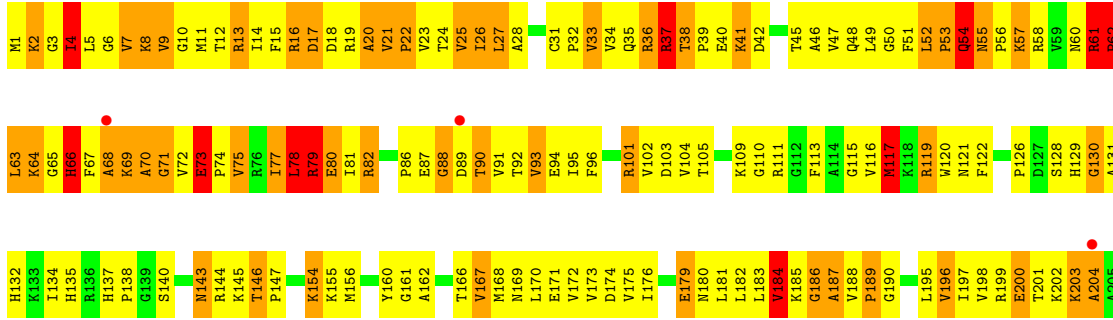
• Molecule 28: 50S ribosomal protein L3

Chain RE:  22% 48% 25% 5% 2%



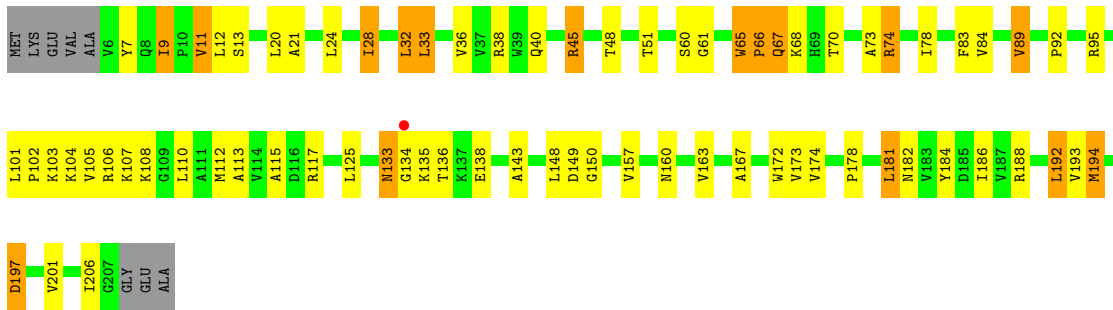


- Molecule 28: 50S ribosomal protein L3

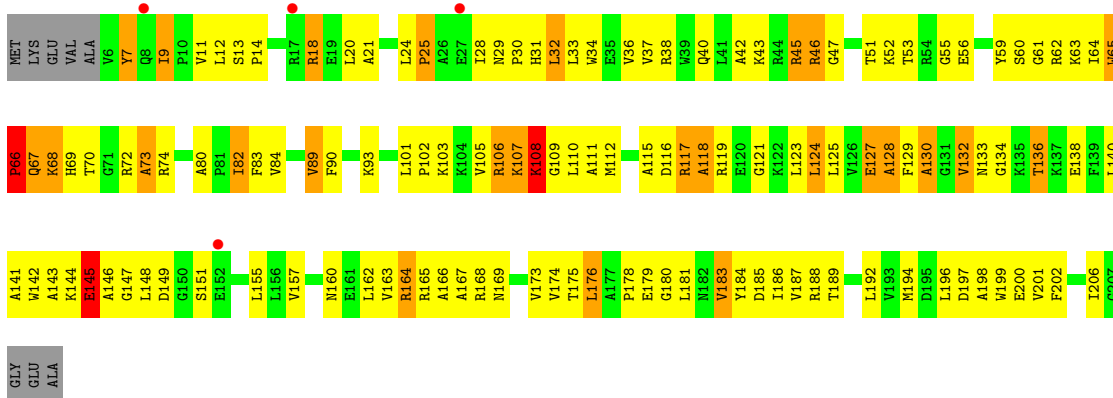


LYS

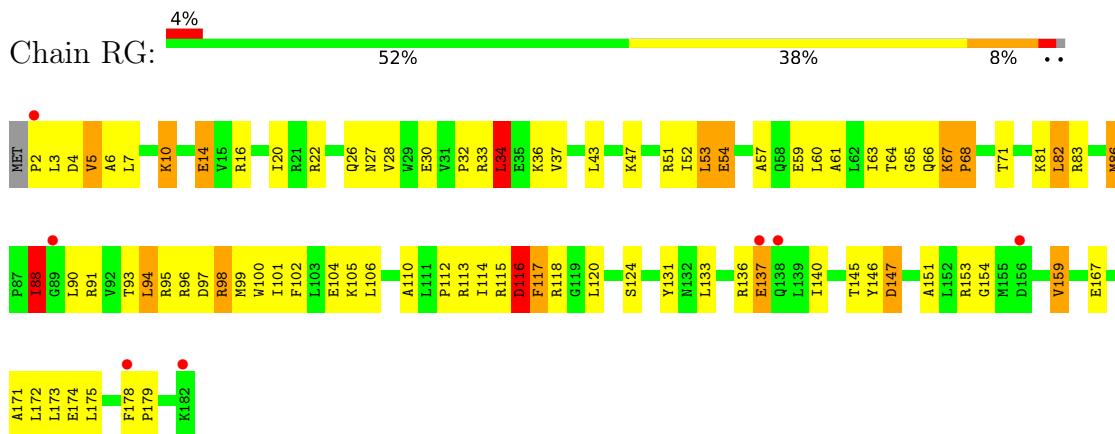
- Molecule 29: 50S ribosomal protein L4



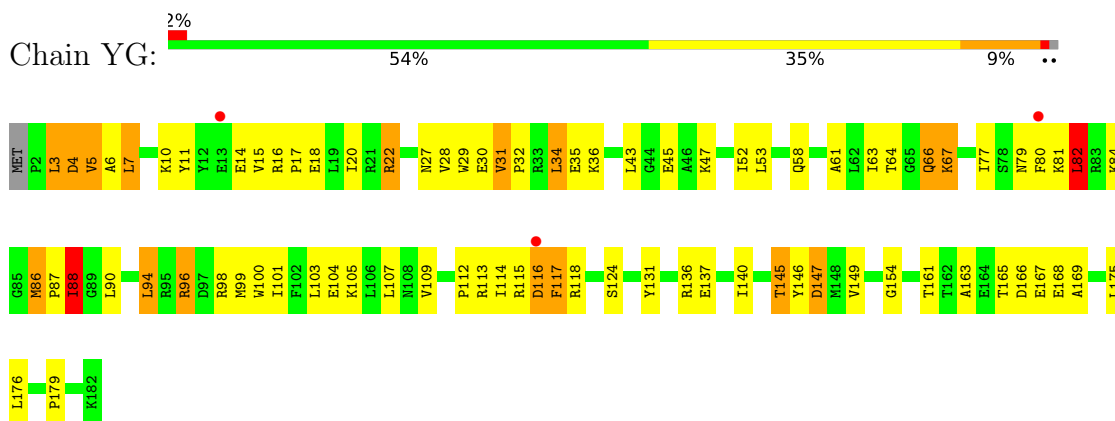
- Molecule 29: 50S ribosomal protein L4



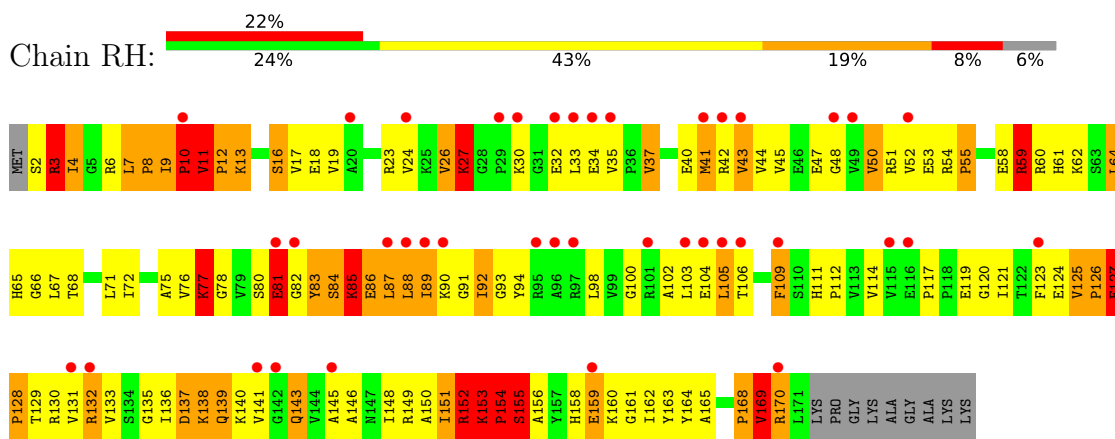
• Molecule 30: 50S ribosomal protein L5



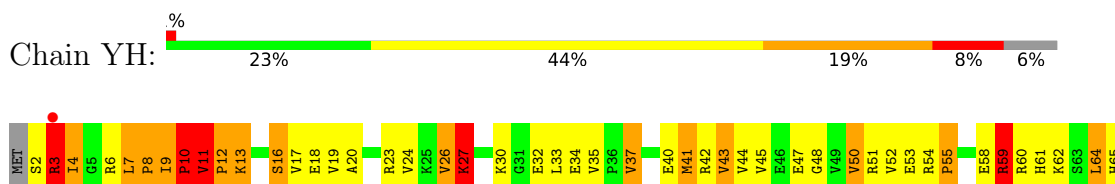
• Molecule 30: 50S ribosomal protein L5

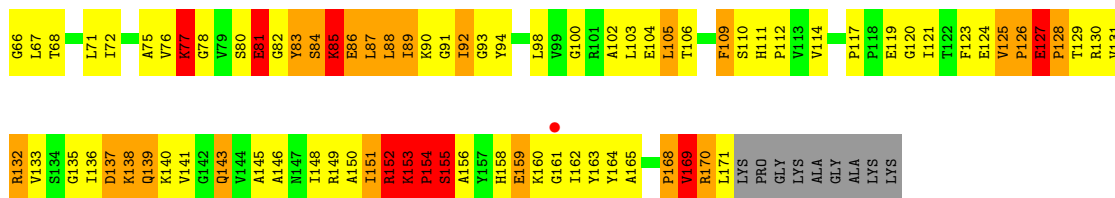


• Molecule 31: 50S ribosomal protein L6

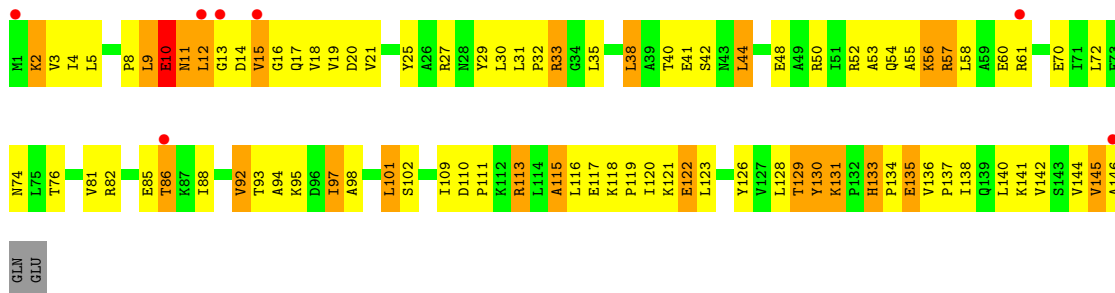


• Molecule 31: 50S ribosomal protein L6

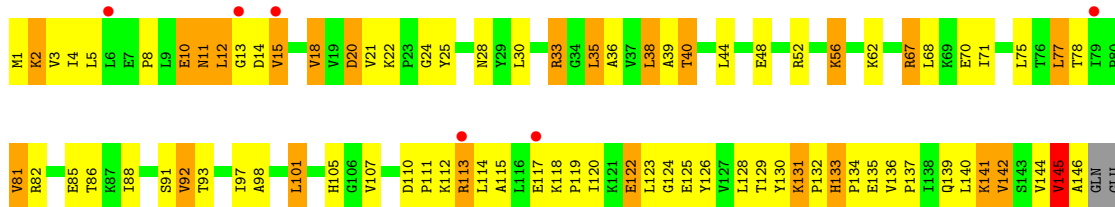




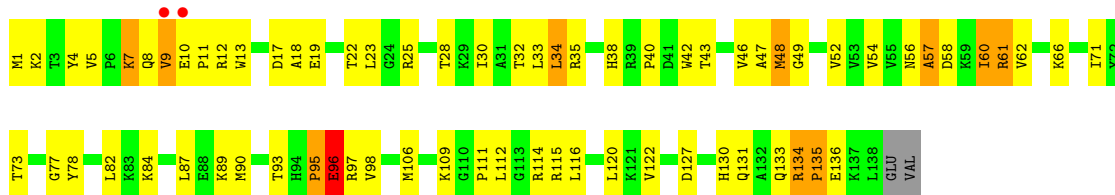
• Molecule 32: 50S ribosomal protein L9



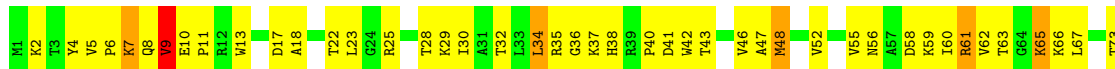
• Molecule 32: 50S ribosomal protein L9



• Molecule 33: 50S ribosomal protein L13

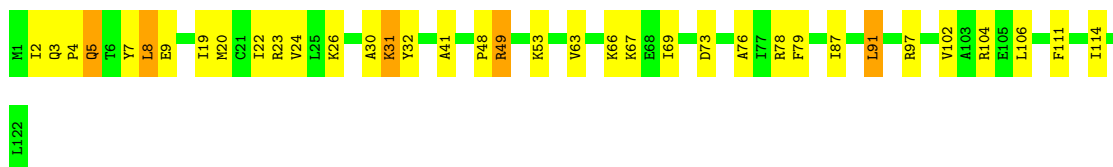


• Molecule 33: 50S ribosomal protein L13

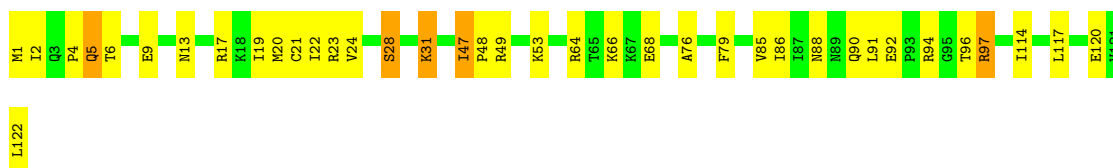




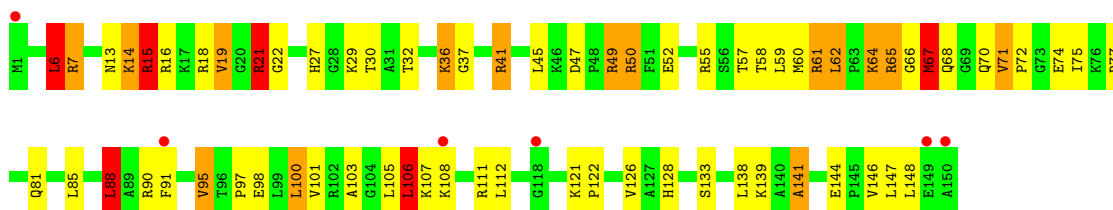
- Molecule 34: 50S ribosomal protein L14



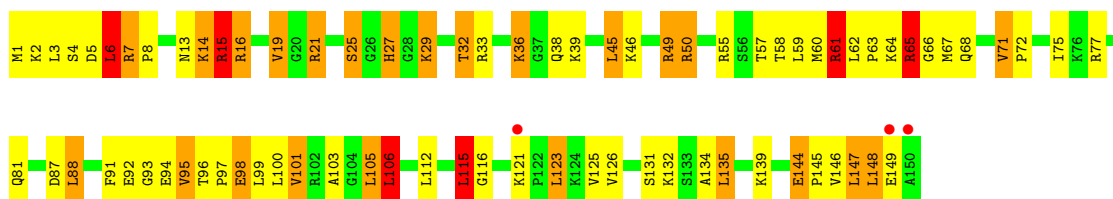
- Molecule 34: 50S ribosomal protein L14



- Molecule 35: 50S ribosomal protein L15

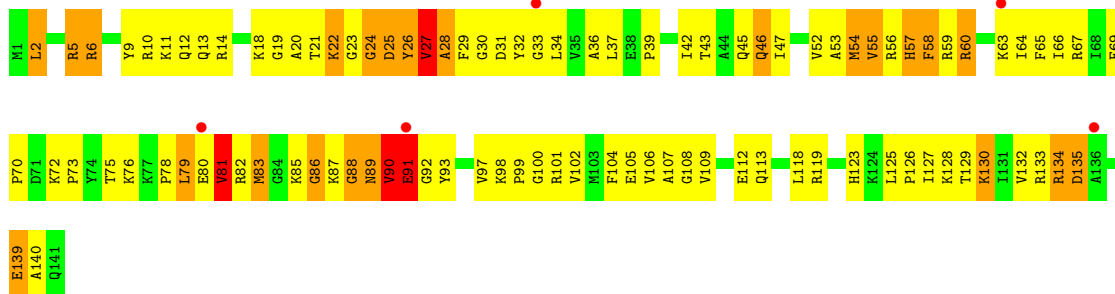


- Molecule 35: 50S ribosomal protein L15

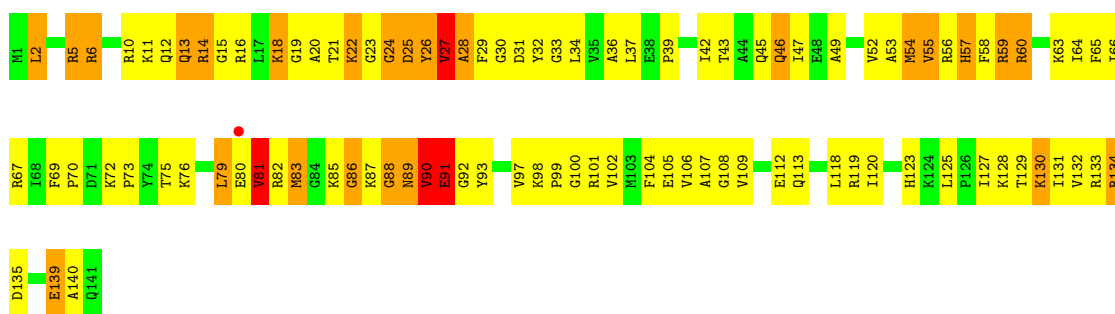


- Molecule 36: 50S ribosomal protein L16

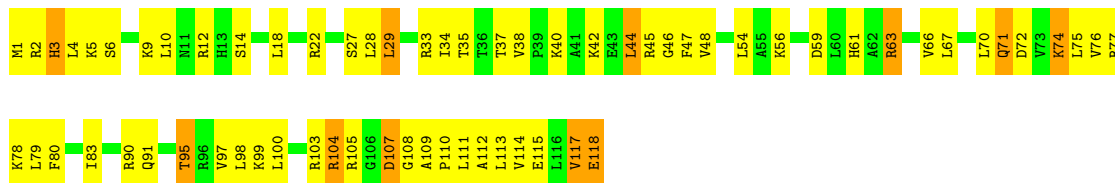




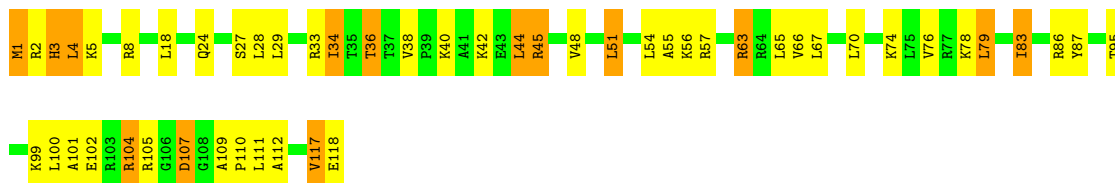
• Molecule 36: 50S ribosomal protein L16



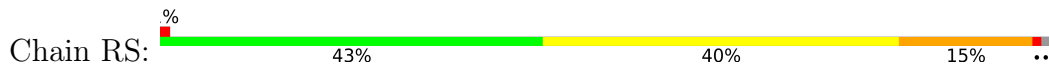
• Molecule 37: 50S ribosomal protein L17

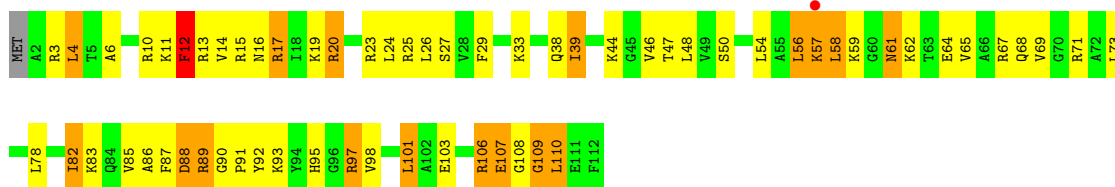


• Molecule 37: 50S ribosomal protein L17

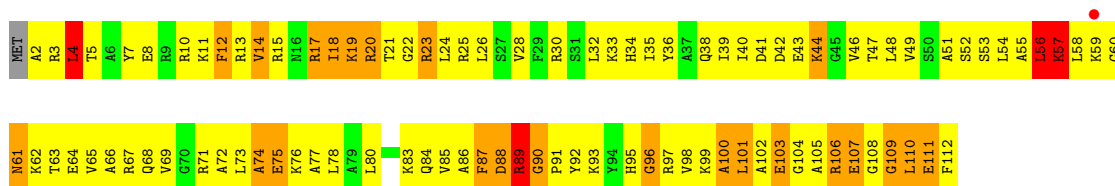
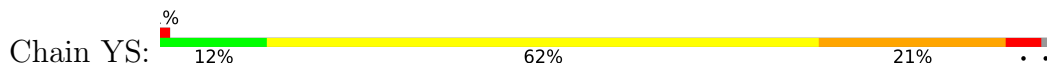


• Molecule 38: 50S ribosomal protein L18

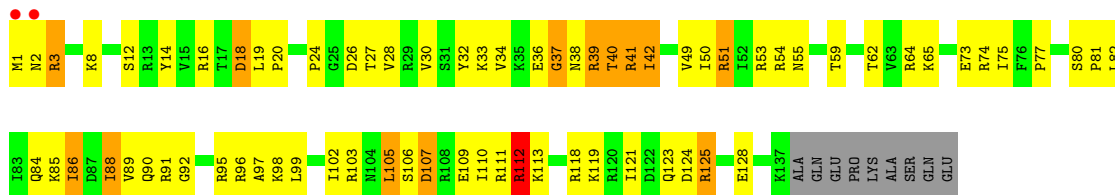




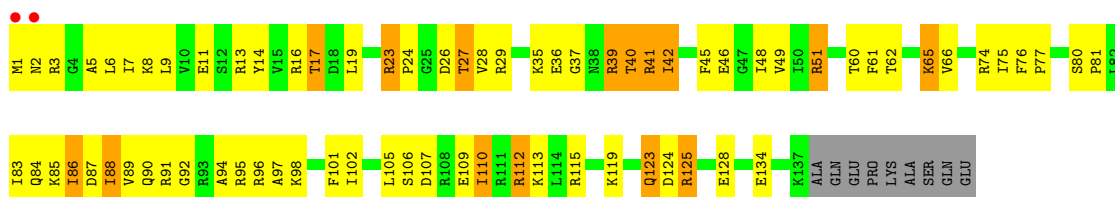
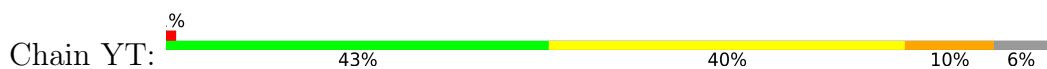
- Molecule 38: 50S ribosomal protein L18



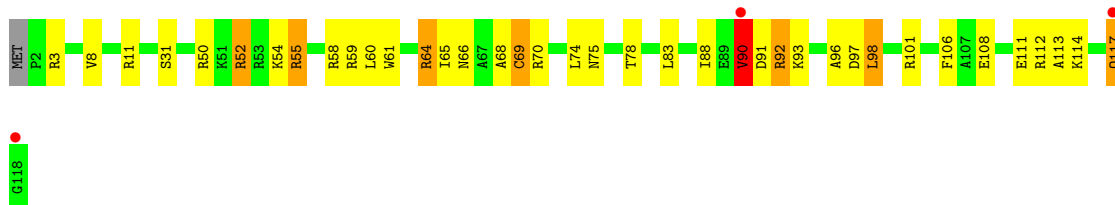
- Molecule 39: 50S ribosomal protein L19



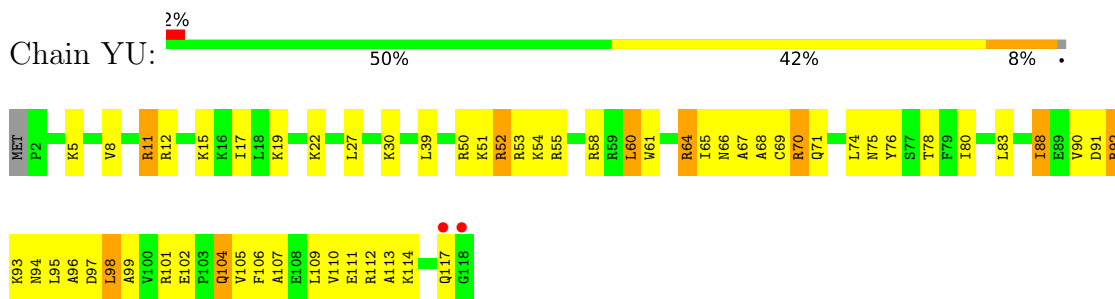
- Molecule 39: 50S ribosomal protein L19



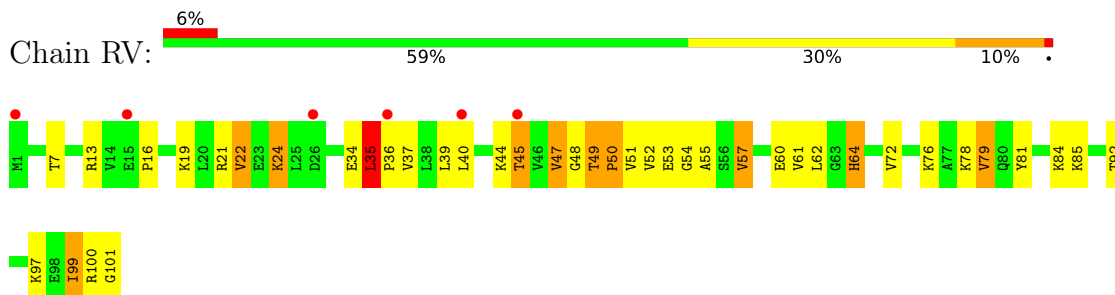
- Molecule 40: 50S ribosomal protein L20



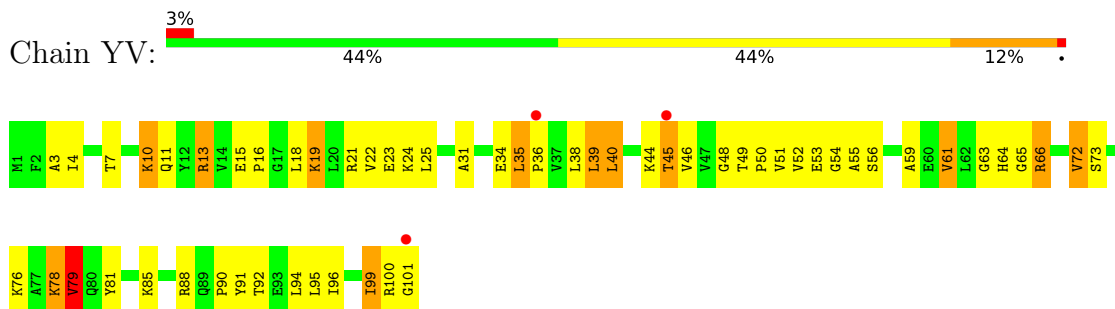
- Molecule 40: 50S ribosomal protein L20



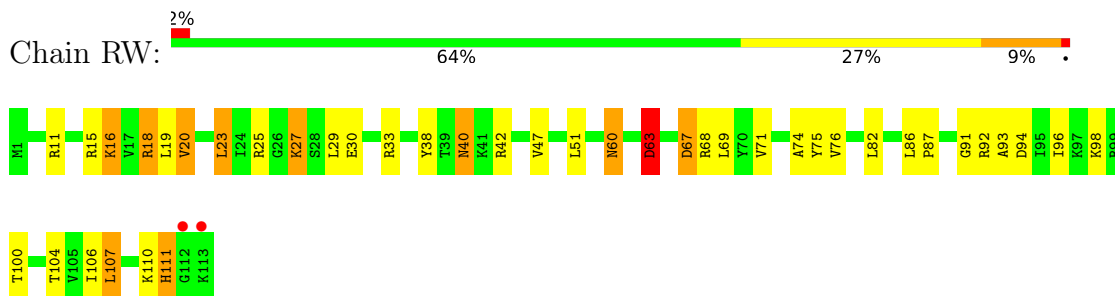
- Molecule 41: 50S ribosomal protein L21



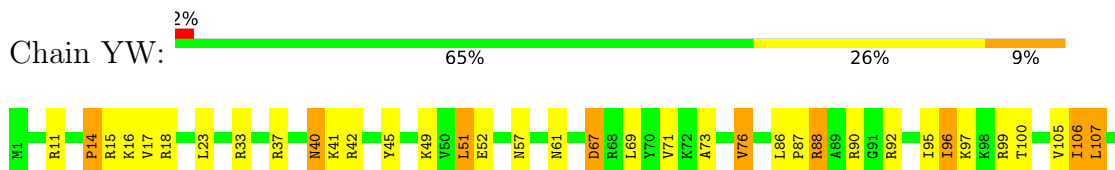
- Molecule 41: 50S ribosomal protein L21



- Molecule 42: 50S ribosomal protein L22



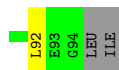
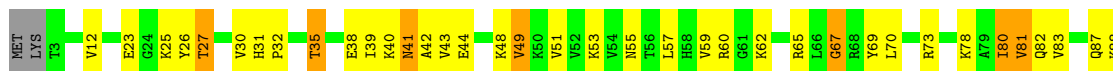
- Molecule 42: 50S ribosomal protein L22





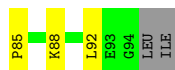
- Molecule 43: 50S ribosomal protein L23

Chain RX: 56% 32% 7%



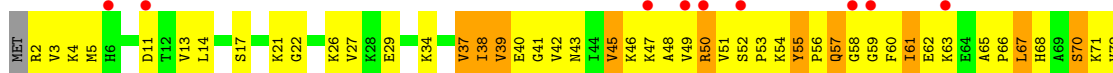
- Molecule 43: 50S ribosomal protein L23

Chain YX: 54% 35% 6%



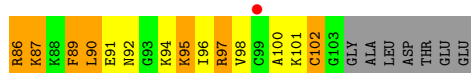
- Molecule 44: 50S ribosomal protein L24

Chain RY: 9% 28% 48% 16% 7%



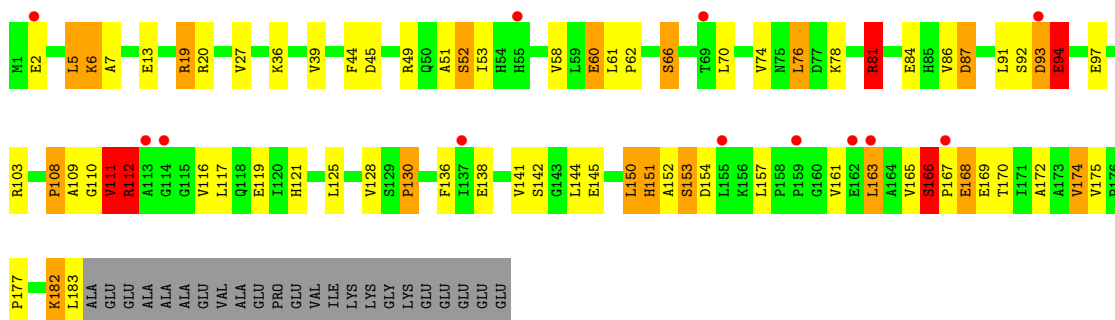
- Molecule 44: 50S ribosomal protein L24

Chain YY: 5% 45% 32% 15% 7%

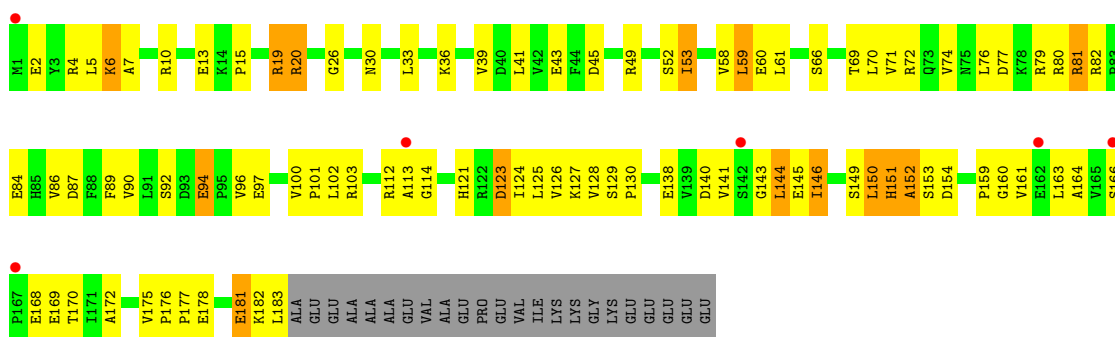


- Molecule 45: 50S ribosomal protein L25

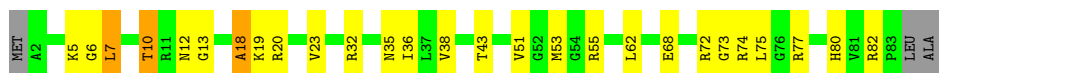
Chain RZ: 6% 53% 24% 9% 11%



- Molecule 45: 50S ribosomal protein L25



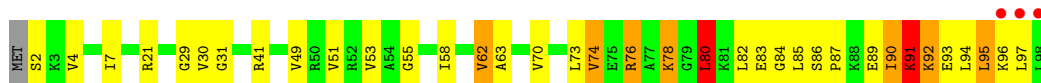
- Molecule 46: 50S ribosomal protein L27



- Molecule 46: 50S ribosomal protein L27



- Molecule 47: 50S ribosomal protein L28



- Molecule 47: 50S ribosomal protein L28





• Molecule 48: 50S ribosomal protein L29



• Molecule 48: 50S ribosomal protein L29



• Molecule 49: 50S ribosomal protein L30



• Molecule 49: 50S ribosomal protein L30



• Molecule 50: 50S ribosomal protein L31

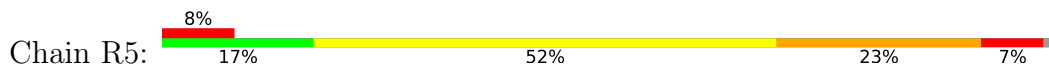


• Molecule 50: 50S ribosomal protein L31





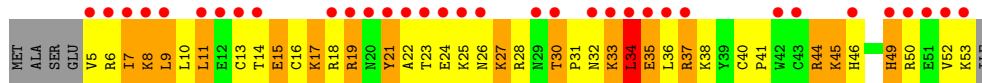
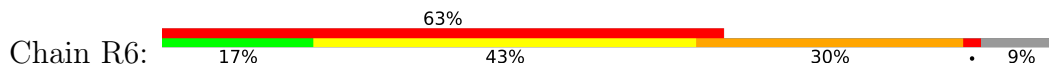
- Molecule 51: 50S ribosomal protein L32



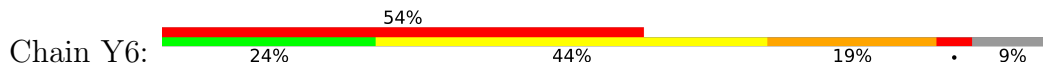
- Molecule 51: 50S ribosomal protein L32



- Molecule 52: 50S ribosomal protein L33



- Molecule 52: 50S ribosomal protein L33



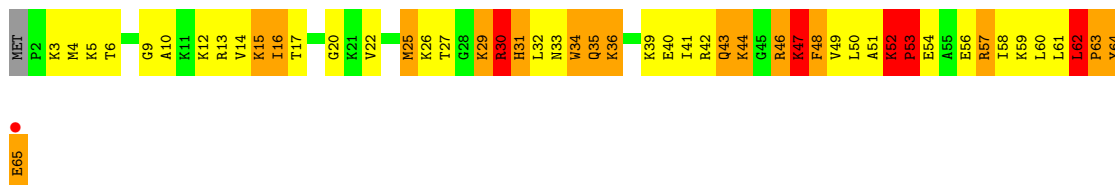
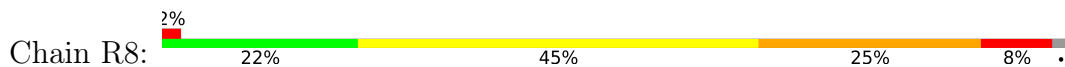
- Molecule 53: 50S ribosomal protein L34



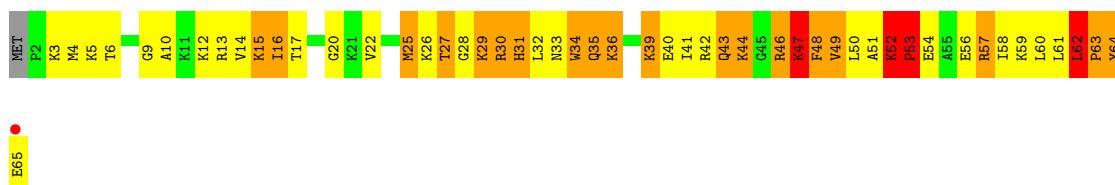
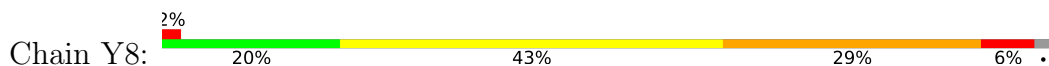
- Molecule 53: 50S ribosomal protein L34



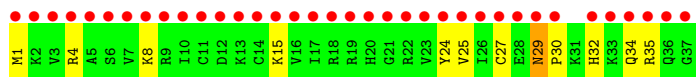
• Molecule 54: 50S ribosomal protein L35



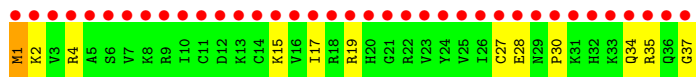
• Molecule 54: 50S ribosomal protein L35



• Molecule 55: 50S ribosomal protein L36



• Molecule 55: 50S ribosomal protein L36



• Molecule 56: CC-Puro



• Molecule 56: CC-Puro



4 Data and refinement statistics

Property	Value	Source
Space group	P 21 21 21	Depositor
Cell constants a, b, c, α , β , γ	208.98Å 448.71Å 621.01Å 90.00° 90.00° 90.00°	Depositor
Resolution (Å)	68.59 – 3.60 68.59 – 3.40	Depositor EDS
% Data completeness (in resolution range)	98.2 (68.59-3.60) 98.4 (68.59-3.40)	Depositor EDS
R_{merge}	0.26	Depositor
R_{sym}	(Not available)	Depositor
$\langle I/\sigma(I) \rangle$ ¹	1.46 (at 3.41Å)	Xtrriage
Refinement program	PHENIX (phenix.refine: 1.8.3_1479)	Depositor
R, R_{free}	0.207 , 0.252 0.209 , 0.252	Depositor DCC
R_{free} test set	35866 reflections (4.60%)	wwPDB-VP
Wilson B-factor (Å ²)	80.8	Xtrriage
Anisotropy	0.237	Xtrriage
Bulk solvent k_{sol} (e/Å ³), B_{sol} (Å ²)	0.29 , 82.3	EDS
L-test for twinning ²	$\langle L \rangle = 0.42$, $\langle L^2 \rangle = 0.24$	Xtrriage
Estimated twinning fraction	No twinning to report.	Xtrriage
F_o, F_c correlation	0.91	EDS
Total number of atoms	292311	wwPDB-VP
Average B, all atoms (Å ²)	83.0	wwPDB-VP

Xtrriage's analysis on translational NCS is as follows: *The largest off-origin peak in the Patterson function is 1.70% of the height of the origin peak. No significant pseudotranslation is detected.*

¹Intensities estimated from amplitudes.

²Theoretical values of $\langle |L| \rangle$, $\langle L^2 \rangle$ for acentric reflections are 0.5, 0.333 respectively for untwinned datasets, and 0.375, 0.2 for perfectly twinned datasets.

5 Model quality i

5.1 Standard geometry i

Bond lengths and bond angles in the following residue types are not validated in this section: MG, ZN, PAR, PPU

The Z score for a bond length (or angle) is the number of standard deviations the observed value is removed from the expected value. A bond length (or angle) with $|Z| > 5$ is considered an outlier worth inspection. RMSZ is the root-mean-square of all Z scores of the bond lengths (or angles).

Mol	Chain	Bond lengths		Bond angles	
		RMSZ	# Z >5	RMSZ	# Z >5
1	QA	0.42	0/36097	0.97	58/56339 (0.1%)
1	XA	0.45	0/36101	0.99	55/56346 (0.1%)
2	QB	0.31	0/1959	0.52	0/2642
2	XB	0.32	0/1959	0.54	0/2642
3	QC	0.32	0/1629	0.54	0/2195
3	XC	0.36	0/1629	0.56	0/2195
4	QD	0.26	0/1733	0.45	0/2318
4	XD	0.40	0/1733	0.59	0/2318
5	QE	0.39	1/1171 (0.1%)	0.61	1/1576 (0.1%)
5	XE	0.42	1/1171 (0.1%)	0.61	1/1576 (0.1%)
6	QF	0.38	0/856	0.55	0/1154
6	XF	0.39	0/856	0.58	0/1154
7	QG	0.33	0/1276	0.50	0/1709
7	XG	0.34	0/1276	0.51	0/1709
8	QH	0.34	0/1136	0.55	0/1527
8	XH	0.38	0/1136	0.58	0/1527
9	QI	0.31	0/1029	0.55	0/1379
9	XI	0.34	0/1029	0.58	0/1379
10	QJ	0.36	0/814	0.63	2/1095 (0.2%)
10	XJ	0.39	1/814 (0.1%)	0.63	1/1095 (0.1%)
11	QK	0.38	0/900	0.59	1/1213 (0.1%)
11	XK	0.39	0/900	0.58	0/1213
12	QL	0.49	1/991 (0.1%)	0.80	1/1327 (0.1%)
12	XL	0.49	0/991	0.83	3/1327 (0.2%)
13	QM	0.32	0/974	0.58	0/1303
13	XM	0.36	0/974	0.62	0/1303
14	QN	0.37	0/501	0.62	0/664
14	XN	0.42	0/501	0.66	0/664
15	QO	0.35	0/745	0.54	0/992
15	XO	0.39	0/745	0.54	0/992
16	QP	0.36	0/721	0.57	0/970
16	XP	0.35	0/721	0.57	0/970

Mol	Chain	Bond lengths		Bond angles	
		RMSZ	# Z >5	RMSZ	# Z >5
17	QQ	0.35	0/847	0.54	0/1131
17	XQ	0.35	0/847	0.54	0/1131
18	QR	0.35	0/579	0.64	1/768 (0.1%)
18	XR	0.37	0/579	0.59	0/768
19	QS	0.33	0/689	0.61	0/926
19	XS	0.38	0/689	0.69	1/926 (0.1%)
20	QT	0.36	0/765	0.64	0/1007
20	XT	0.37	1/765 (0.1%)	0.62	0/1007
21	QU	0.30	0/221	0.54	0/288
21	XU	0.31	0/221	0.61	0/288
22	QV	0.39	1/1836 (0.1%)	0.83	0/2859
22	XV	0.40	1/1836 (0.1%)	0.83	0/2859
23	QX	0.46	0/246	0.98	0/381
23	XX	0.81	0/246	1.23	2/381 (0.5%)
24	QY	0.35	0/358	0.83	0/556
24	XY	0.59	0/384	1.00	0/597
25	RA	0.39	0/69521	0.91	73/108529 (0.1%)
25	YA	0.42	4/69521 (0.0%)	0.93	99/108529 (0.1%)
26	RB	0.38	0/2878	0.98	9/4490 (0.2%)
26	YB	0.41	0/2878	1.03	15/4490 (0.3%)
27	RD	0.51	0/2165	0.70	0/2919
27	YD	0.56	0/2165	0.90	4/2919 (0.1%)
28	RE	0.52	0/1601	0.91	2/2160 (0.1%)
28	YE	0.52	0/1601	0.91	2/2160 (0.1%)
29	RF	0.30	0/1620	0.48	0/2194
29	YF	0.50	0/1620	0.76	0/2194
30	RG	0.31	0/1499	0.57	1/2016 (0.0%)
30	YG	0.40	0/1499	0.60	0/2016
31	RH	0.45	0/1332	0.85	3/1802 (0.2%)
31	YH	0.45	0/1332	0.85	3/1802 (0.2%)
32	RI	0.27	0/1151	0.55	0/1558
32	YI	0.33	1/1151 (0.1%)	0.56	0/1558
33	RN	0.41	0/1131	0.62	0/1525
33	YN	0.43	0/1131	0.63	0/1525
34	RO	0.41	0/943	0.62	1/1269 (0.1%)
34	YO	0.49	0/943	0.65	0/1269
35	RP	0.28	0/1162	0.60	1/1544 (0.1%)
35	YP	0.32	0/1162	0.64	0/1544
36	RQ	0.54	0/1143	0.91	3/1527 (0.2%)
36	YQ	0.54	0/1143	0.89	3/1527 (0.2%)
37	RR	0.42	0/982	0.69	0/1312
37	YR	0.44	0/982	0.73	0/1312
38	RS	0.36	0/892	0.64	0/1187

Mol	Chain	Bond lengths		Bond angles	
		RMSZ	# Z >5	RMSZ	# Z >5
38	YS	0.46	0/892	0.83	1/1187 (0.1%)
39	RT	0.42	0/1155	0.63	0/1542
39	YT	0.43	0/1155	0.66	0/1542
40	RU	0.39	0/982	0.65	0/1306
40	YU	0.51	0/982	0.70	0/1306
41	RV	0.38	0/790	0.61	1/1057 (0.1%)
41	YV	0.45	0/790	0.73	1/1057 (0.1%)
42	RW	0.49	0/911	0.67	0/1220
42	YW	0.45	0/911	0.68	0/1220
43	RX	0.47	0/739	0.62	0/993
43	YX	0.48	0/739	0.65	0/993
44	RY	0.44	0/798	0.68	0/1064
44	YY	0.46	0/798	0.69	0/1064
45	RZ	0.29	0/1493	0.52	0/2026
45	YZ	0.29	0/1493	0.55	0/2026
46	R0	0.46	0/657	0.67	0/874
46	Y0	0.48	0/657	0.69	0/874
47	R1	0.44	0/770	0.66	0/1022
47	Y1	0.46	0/770	0.69	0/1022
48	R2	0.38	0/583	0.63	0/771
48	Y2	0.50	0/583	0.89	2/771 (0.3%)
49	R3	0.35	0/474	0.57	0/635
49	Y3	0.41	0/474	0.59	0/635
50	R4	0.39	0/594	0.78	1/795 (0.1%)
50	Y4	0.37	0/594	0.68	0/795
51	R5	0.51	0/473	0.74	0/639
51	Y5	0.49	0/468	0.72	0/632
52	R6	0.35	0/431	0.69	0/575
52	Y6	0.37	0/431	0.67	0/575
53	R7	0.49	0/438	0.67	0/575
53	Y7	0.56	0/438	0.71	0/575
54	R8	0.63	0/525	0.94	1/691 (0.1%)
54	Y8	0.62	0/525	0.93	1/691 (0.1%)
55	R9	0.26	0/310	0.45	0/407
55	Y9	0.32	0/310	0.48	0/407
56	Z5	0.78	0/40	1.81	1/60 (1.7%)
56	Z6	0.78	0/40	1.79	1/60 (1.7%)
All	All	0.41	12/316537 (0.0%)	0.88	356/473247 (0.1%)

The worst 5 of 12 bond length outliers are listed below:

Continued on next page...

Continued from previous page...

Mol	Chain	Res	Type	Atoms	Z	Observed(Å)	Ideal(Å)
22	QV	0	C	OP3-P	-10.57	1.48	1.61
22	XV	0	C	OP3-P	-10.53	1.48	1.61
32	YI	145	VAL	C-N	5.83	1.47	1.34
25	YA	1142(A)	A	N9-C4	-5.66	1.34	1.37
25	YA	1021	A	N9-C4	-5.60	1.34	1.37

The worst 5 of 356 bond angle outliers are listed below:

Mol	Chain	Res	Type	Atoms	Z	Observed(°)	Ideal(°)
1	QA	1495	U	N1-C2-O2	10.26	129.99	122.80
28	YE	21	VAL	C-N-CD	-10.10	98.38	120.60
28	RE	21	VAL	C-N-CD	-10.08	98.42	120.60
26	YB	81	G	C5-C6-O6	-9.56	122.86	128.60
1	XA	1495	U	N1-C2-O2	9.41	129.39	122.80

There are no chirality outliers.

There are no planarity outliers.

5.2 Too-close contacts [i](#)

In the following table, the Non-H and H(model) columns list the number of non-hydrogen atoms and hydrogen atoms in the chain respectively. The H(added) column lists the number of hydrogen atoms added and optimized by MolProbity. The Clashes column lists the number of clashes within the asymmetric unit, whereas Symm-Clashes lists symmetry-related clashes.

Mol	Chain	Non-H	H(model)	H(added)	Clashes	Symm-Clashes
1	QA	32246	0	16278	532	0
1	XA	32249	0	16279	521	0
2	QB	1924	0	1975	62	0
2	XB	1924	0	1975	83	0
3	QC	1605	0	1668	51	0
3	XC	1605	0	1668	61	0
4	QD	1703	0	1764	57	0
4	XD	1703	0	1764	49	0
5	QE	1155	0	1213	61	0
5	XE	1155	0	1213	58	0
6	QF	843	0	857	17	0
6	XF	843	0	857	21	0
7	QG	1257	0	1296	35	0

Continued on next page...

Continued from previous page...

Mol	Chain	Non-H	H(model)	H(added)	Clashes	Symm-Clashes
7	XG	1257	0	1296	23	0
8	QH	1116	0	1177	40	0
8	XH	1116	0	1177	30	0
9	QI	1010	0	1037	33	0
9	XI	1010	0	1037	49	0
10	QJ	801	0	849	66	0
10	XJ	801	0	849	62	0
11	QK	885	0	904	26	0
11	XK	885	0	904	28	0
12	QL	975	0	1062	97	0
12	XL	975	0	1062	96	0
13	QM	964	0	1034	51	0
13	XM	964	0	1034	42	0
14	QN	492	0	529	23	0
14	XN	492	0	529	22	0
15	QO	734	0	771	20	0
15	XO	734	0	771	17	0
16	QP	705	0	725	14	0
16	XP	705	0	725	23	0
17	QQ	834	0	904	26	0
17	XQ	834	0	904	20	0
18	QR	574	0	644	10	0
18	XR	574	0	644	20	0
19	QS	674	0	699	68	0
19	XS	674	0	699	43	0
20	QT	763	0	860	34	0
20	XT	763	0	861	52	0
21	QU	217	0	234	10	0
21	XU	217	0	234	5	0
22	QV	1644	0	836	20	0
22	XV	1644	0	836	17	0
23	QX	220	0	109	1	0
23	XX	220	0	109	3	0
24	QY	321	0	162	2	0
24	XY	344	0	173	7	0
25	RA	62071	0	31291	907	0
25	YA	62071	0	31291	922	0
26	RB	2573	0	1306	41	0
26	YB	2573	0	1306	47	0
27	RD	2115	0	2195	97	0
27	YD	2115	0	2195	333	0
28	RE	1568	0	1634	291	0

Continued on next page...

Continued from previous page...

Mol	Chain	Non-H	H(model)	H(added)	Clashes	Symm-Clashes
28	YE	1568	0	1634	288	0
29	RF	1585	0	1632	53	0
29	YF	1585	0	1632	182	0
30	RG	1474	0	1535	110	0
30	YG	1474	0	1535	62	0
31	RH	1307	0	1382	227	0
31	YH	1307	0	1382	229	0
32	RI	1136	0	1223	73	0
32	YI	1136	0	1223	47	0
33	RN	1104	0	1180	42	0
33	YN	1104	0	1180	57	0
34	RO	933	0	996	21	0
34	YO	933	0	996	26	0
35	RP	1145	0	1228	69	0
35	YP	1145	0	1228	83	0
36	RQ	1122	0	1179	169	0
36	YQ	1122	0	1179	180	0
37	RR	968	0	1033	45	0
37	YR	968	0	1033	34	0
38	RS	882	0	943	47	0
38	YS	882	0	943	165	0
39	RT	1141	0	1202	64	0
39	YT	1141	0	1202	58	0
40	RU	964	0	1022	30	0
40	YU	964	0	1022	55	0
41	RV	779	0	852	19	0
41	YV	779	0	852	48	0
42	RW	900	0	964	23	0
42	YW	900	0	964	24	0
43	RX	725	0	778	28	0
43	YX	725	0	778	20	0
44	RY	785	0	878	53	0
44	YY	785	0	878	40	0
45	RZ	1461	0	1493	43	0
45	YZ	1461	0	1493	61	0
46	R0	648	0	672	29	0
46	Y0	648	0	672	40	0
47	R1	763	0	848	25	0
47	Y1	763	0	848	31	0
48	R2	581	0	629	16	0
48	Y2	581	0	629	75	0
49	R3	469	0	518	8	0

Continued on next page...

Continued from previous page...

Mol	Chain	Non-H	H(model)	H(added)	Clashes	Symm-Clashes
49	Y3	469	0	518	13	0
50	R4	581	0	575	200	0
50	Y4	581	0	577	62	0
51	R5	459	0	480	92	0
51	Y5	454	0	475	39	0
52	R6	424	0	450	32	0
52	Y6	424	0	450	33	0
53	R7	430	0	480	18	0
53	Y7	430	0	480	19	0
54	R8	517	0	582	121	0
54	Y8	517	0	582	123	0
55	R9	307	0	338	10	0
55	Y9	307	0	338	10	0
56	Z5	74	0	51	8	0
56	Z6	74	0	51	11	0
57	QA	95	0	0	0	0
57	QE	1	0	0	0	0
57	QF	1	0	0	0	0
57	QM	1	0	0	0	0
57	QV	3	0	0	0	0
57	QX	2	0	0	0	0
57	QY	1	0	0	0	0
57	R0	1	0	0	0	0
57	R1	1	0	0	0	0
57	R5	1	0	0	0	0
57	R8	1	0	0	0	0
57	RA	307	0	0	0	0
57	RB	5	0	0	0	0
57	RD	1	0	0	0	0
57	RE	2	0	0	0	0
57	RF	1	0	0	0	0
57	RR	1	0	0	0	0
57	XA	114	0	0	0	0
57	XF	1	0	0	0	0
57	XV	3	0	0	0	0
57	XX	2	0	0	0	0
57	Y0	3	0	0	0	0
57	Y5	1	0	0	0	0
57	Y7	1	0	0	0	0
57	YA	337	0	0	0	0
57	YB	3	0	0	0	0
57	YD	1	0	0	0	0

Continued on next page...

Continued from previous page...

Mol	Chain	Non-H	H(model)	H(added)	Clashes	Symm-Clashes
57	YE	2	0	0	0	0
57	YP	2	0	0	0	0
57	YQ	1	0	0	0	0
58	QA	42	0	45	3	0
58	XA	42	0	45	1	0
59	QD	1	0	0	0	0
59	QN	1	0	0	0	0
59	XD	1	0	0	0	0
59	XN	1	0	0	0	0
All	All	292311	0	198412	7880	0

The all-atom clashscore is defined as the number of clashes found per 1000 atoms (including hydrogen atoms). The all-atom clashscore for this structure is 16.

The worst 5 of 7880 close contacts within the same asymmetric unit are listed below, sorted by their clash magnitude.

Atom-1	Atom-2	Interatomic distance (Å)	Clash overlap (Å)
31:RH:127:GLU:CG	31:RH:128:PRO:HD3	1.35	1.53
31:YH:127:GLU:CG	31:YH:128:PRO:HD3	1.36	1.52
30:RG:3:LEU:HD11	50:R4:25:TYR:CE1	1.65	1.29
51:Y5:49:CYS:SG	51:Y5:60:VAL:HG12	1.75	1.26
32:RI:144:VAL:O	32:RI:145:VAL:HG12	1.31	1.24

There are no symmetry-related clashes.

5.3 Torsion angles [i](#)

5.3.1 Protein backbone [i](#)

In the following table, the Percentiles column shows the percent Ramachandran outliers of the chain as a percentile score with respect to all X-ray entries followed by that with respect to entries of similar resolution.

The Analysed column shows the number of residues for which the backbone conformation was analysed, and the total number of residues.

Mol	Chain	Analysed	Favoured	Allowed	Outliers	Percentiles
2	QB	235/256 (92%)	173 (74%)	46 (20%)	16 (7%)	1 15
2	XB	235/256 (92%)	178 (76%)	42 (18%)	15 (6%)	1 17

Continued on next page...

Continued from previous page...

Mol	Chain	Analysed	Favoured	Allowed	Outliers	Percentiles	
3	QC	203/239 (85%)	163 (80%)	34 (17%)	6 (3%)	4	33
3	XC	203/239 (85%)	172 (85%)	28 (14%)	3 (2%)	10	47
4	QD	206/209 (99%)	186 (90%)	17 (8%)	3 (2%)	10	47
4	XD	206/209 (99%)	176 (85%)	25 (12%)	5 (2%)	6	37
5	QE	149/162 (92%)	137 (92%)	8 (5%)	4 (3%)	5	35
5	XE	149/162 (92%)	134 (90%)	12 (8%)	3 (2%)	7	41
6	QF	99/101 (98%)	95 (96%)	4 (4%)	0	100	100
6	XF	99/101 (98%)	94 (95%)	5 (5%)	0	100	100
7	QG	153/156 (98%)	135 (88%)	16 (10%)	2 (1%)	12	50
7	XG	153/156 (98%)	138 (90%)	13 (8%)	2 (1%)	12	50
8	QH	136/138 (99%)	121 (89%)	14 (10%)	1 (1%)	22	61
8	XH	136/138 (99%)	120 (88%)	12 (9%)	4 (3%)	4	33
9	QI	125/128 (98%)	103 (82%)	17 (14%)	5 (4%)	3	26
9	XI	125/128 (98%)	97 (78%)	24 (19%)	4 (3%)	4	31
10	QJ	97/105 (92%)	77 (79%)	16 (16%)	4 (4%)	3	26
10	XJ	97/105 (92%)	79 (81%)	13 (13%)	5 (5%)	2	20
11	QK	117/129 (91%)	101 (86%)	14 (12%)	2 (2%)	9	45
11	XK	117/129 (91%)	101 (86%)	14 (12%)	2 (2%)	9	45
12	QL	123/132 (93%)	85 (69%)	24 (20%)	14 (11%)	0	6
12	XL	123/132 (93%)	85 (69%)	24 (20%)	14 (11%)	0	6
13	QM	119/126 (94%)	95 (80%)	15 (13%)	9 (8%)	1	12
13	XM	119/126 (94%)	94 (79%)	16 (13%)	9 (8%)	1	12
14	QN	58/61 (95%)	50 (86%)	4 (7%)	4 (7%)	1	14
14	XN	58/61 (95%)	46 (79%)	6 (10%)	6 (10%)	0	7
15	QO	86/89 (97%)	80 (93%)	5 (6%)	1 (1%)	13	51
15	XO	86/89 (97%)	80 (93%)	4 (5%)	2 (2%)	6	38
16	QP	82/88 (93%)	73 (89%)	8 (10%)	1 (1%)	13	51
16	XP	82/88 (93%)	72 (88%)	9 (11%)	1 (1%)	13	51
17	QQ	98/105 (93%)	91 (93%)	5 (5%)	2 (2%)	7	41
17	XQ	98/105 (93%)	88 (90%)	10 (10%)	0	100	100
18	QR	68/88 (77%)	56 (82%)	9 (13%)	3 (4%)	2	23

Continued on next page...

Continued from previous page...

Mol	Chain	Analysed	Favoured	Allowed	Outliers	Percentiles	
18	XR	68/88 (77%)	61 (90%)	6 (9%)	1 (2%)	10	47
19	QS	82/93 (88%)	55 (67%)	16 (20%)	11 (13%)	0	4
19	XS	82/93 (88%)	54 (66%)	18 (22%)	10 (12%)	0	5
20	QT	97/106 (92%)	76 (78%)	15 (16%)	6 (6%)	1	17
20	XT	97/106 (92%)	75 (77%)	16 (16%)	6 (6%)	1	17
21	QU	23/27 (85%)	19 (83%)	3 (13%)	1 (4%)	2	24
21	XU	23/27 (85%)	18 (78%)	4 (17%)	1 (4%)	2	24
27	RD	270/276 (98%)	226 (84%)	32 (12%)	12 (4%)	2	23
27	YD	270/276 (98%)	204 (76%)	47 (17%)	19 (7%)	1	14
28	RE	203/206 (98%)	120 (59%)	41 (20%)	42 (21%)	0	1
28	YE	203/206 (98%)	120 (59%)	41 (20%)	42 (21%)	0	1
29	RF	200/210 (95%)	181 (90%)	13 (6%)	6 (3%)	4	33
29	YF	200/210 (95%)	143 (72%)	37 (18%)	20 (10%)	0	8
30	RG	179/182 (98%)	139 (78%)	25 (14%)	15 (8%)	1	10
30	YG	179/182 (98%)	142 (79%)	25 (14%)	12 (7%)	1	15
31	RH	168/180 (93%)	94 (56%)	36 (21%)	38 (23%)	0	1
31	YH	168/180 (93%)	94 (56%)	36 (21%)	38 (23%)	0	1
32	RI	144/148 (97%)	109 (76%)	24 (17%)	11 (8%)	1	12
32	YI	144/148 (97%)	108 (75%)	23 (16%)	13 (9%)	1	9
33	RN	136/140 (97%)	104 (76%)	20 (15%)	12 (9%)	1	9
33	YN	136/140 (97%)	107 (79%)	16 (12%)	13 (10%)	0	8
34	RO	120/122 (98%)	109 (91%)	9 (8%)	2 (2%)	9	45
34	YO	120/122 (98%)	108 (90%)	10 (8%)	2 (2%)	9	45
35	RP	148/150 (99%)	109 (74%)	26 (18%)	13 (9%)	1	9
35	YP	148/150 (99%)	101 (68%)	35 (24%)	12 (8%)	1	11
36	RQ	139/141 (99%)	95 (68%)	30 (22%)	14 (10%)	0	7
36	YQ	139/141 (99%)	97 (70%)	28 (20%)	14 (10%)	0	7
37	RR	116/118 (98%)	106 (91%)	5 (4%)	5 (4%)	2	24
37	YR	116/118 (98%)	99 (85%)	11 (10%)	6 (5%)	2	20
38	RS	109/112 (97%)	76 (70%)	22 (20%)	11 (10%)	0	7
38	YS	109/112 (97%)	62 (57%)	29 (27%)	18 (16%)	0	3

Continued on next page...

Continued from previous page...

Mol	Chain	Analysed	Favoured	Allowed	Outliers	Percentiles	
39	RT	135/146 (92%)	107 (79%)	16 (12%)	12 (9%)	1	9
39	YT	135/146 (92%)	108 (80%)	17 (13%)	10 (7%)	1	13
40	RU	115/118 (98%)	102 (89%)	9 (8%)	4 (4%)	3	30
40	YU	115/118 (98%)	102 (89%)	11 (10%)	2 (2%)	9	45
41	RV	99/101 (98%)	82 (83%)	11 (11%)	6 (6%)	1	17
41	YV	99/101 (98%)	79 (80%)	12 (12%)	8 (8%)	1	11
42	RW	111/113 (98%)	99 (89%)	8 (7%)	4 (4%)	3	29
42	YW	111/113 (98%)	100 (90%)	9 (8%)	2 (2%)	8	43
43	RX	90/96 (94%)	77 (86%)	11 (12%)	2 (2%)	6	39
43	YX	90/96 (94%)	82 (91%)	6 (7%)	2 (2%)	6	39
44	RY	100/110 (91%)	71 (71%)	13 (13%)	16 (16%)	0	3
44	YY	100/110 (91%)	70 (70%)	18 (18%)	12 (12%)	0	5
45	RZ	181/206 (88%)	127 (70%)	34 (19%)	20 (11%)	0	6
45	YZ	181/206 (88%)	135 (75%)	28 (16%)	18 (10%)	0	8
46	R0	80/85 (94%)	66 (82%)	13 (16%)	1 (1%)	12	50
46	Y0	80/85 (94%)	73 (91%)	7 (9%)	0	100	100
47	R1	95/98 (97%)	75 (79%)	11 (12%)	9 (10%)	0	8
47	Y1	95/98 (97%)	72 (76%)	17 (18%)	6 (6%)	1	17
48	R2	67/72 (93%)	54 (81%)	9 (13%)	4 (6%)	1	17
48	Y2	67/72 (93%)	46 (69%)	13 (19%)	8 (12%)	0	5
49	R3	57/60 (95%)	52 (91%)	3 (5%)	2 (4%)	3	30
49	Y3	57/60 (95%)	52 (91%)	4 (7%)	1 (2%)	8	43
50	R4	69/71 (97%)	22 (32%)	21 (30%)	26 (38%)	0	0
50	Y4	69/71 (97%)	35 (51%)	15 (22%)	19 (28%)	0	0
51	R5	57/60 (95%)	33 (58%)	9 (16%)	15 (26%)	0	0
51	Y5	56/60 (93%)	46 (82%)	8 (14%)	2 (4%)	3	29
52	R6	47/54 (87%)	23 (49%)	13 (28%)	11 (23%)	0	0
52	Y6	47/54 (87%)	22 (47%)	17 (36%)	8 (17%)	0	2
53	R7	47/49 (96%)	45 (96%)	1 (2%)	1 (2%)	7	40
53	Y7	47/49 (96%)	43 (92%)	3 (6%)	1 (2%)	7	40
54	R8	62/65 (95%)	36 (58%)	14 (23%)	12 (19%)	0	2

Continued on next page...

Continued from previous page...

Mol	Chain	Analysed	Favoured	Allowed	Outliers	Percentiles	
54	Y8	62/65 (95%)	36 (58%)	15 (24%)	11 (18%)	0	2
55	R9	35/37 (95%)	35 (100%)	0	0	100	100
55	Y9	35/37 (95%)	31 (89%)	4 (11%)	0	100	100
All	All	11469/12128 (95%)	9024 (79%)	1612 (14%)	833 (7%)	1	13

5 of 833 Ramachandran outliers are listed below:

Mol	Chain	Res	Type
2	QB	236	TYR
3	QC	12	LEU
3	QC	190	ARG
4	QD	33	MET
12	QL	18	VAL

5.3.2 Protein sidechains [i](#)

In the following table, the Percentiles column shows the percent sidechain outliers of the chain as a percentile score with respect to all X-ray entries followed by that with respect to entries of similar resolution.

The Analysed column shows the number of residues for which the sidechain conformation was analysed, and the total number of residues.

Mol	Chain	Analysed	Rotameric	Outliers	Percentiles	
2	QB	205/220 (93%)	172 (84%)	33 (16%)	2	16
2	XB	205/220 (93%)	180 (88%)	25 (12%)	5	26
3	QC	159/188 (85%)	144 (91%)	15 (9%)	8	38
3	XC	159/188 (85%)	145 (91%)	14 (9%)	10	40
4	QD	180/181 (99%)	161 (89%)	19 (11%)	6	32
4	XD	180/181 (99%)	154 (86%)	26 (14%)	3	20
5	QE	116/123 (94%)	103 (89%)	13 (11%)	6	30
5	XE	116/123 (94%)	104 (90%)	12 (10%)	7	34
6	QF	90/90 (100%)	78 (87%)	12 (13%)	4	23
6	XF	90/90 (100%)	82 (91%)	8 (9%)	9	40
7	QG	126/127 (99%)	114 (90%)	12 (10%)	8	37
7	XG	126/127 (99%)	114 (90%)	12 (10%)	8	37
8	QH	119/119 (100%)	109 (92%)	10 (8%)	11	42

Continued on next page...

Continued from previous page...

Mol	Chain	Analysed	Rotameric	Outliers	Percentiles	
8	XH	119/119 (100%)	106 (89%)	13 (11%)	6	32
9	QI	98/99 (99%)	81 (83%)	17 (17%)	2	12
9	XI	98/99 (99%)	80 (82%)	18 (18%)	1	10
10	QJ	89/92 (97%)	79 (89%)	10 (11%)	6	30
10	XJ	89/92 (97%)	75 (84%)	14 (16%)	2	17
11	QK	90/99 (91%)	81 (90%)	9 (10%)	7	35
11	XK	90/99 (91%)	81 (90%)	9 (10%)	7	35
12	QL	104/109 (95%)	90 (86%)	14 (14%)	4	23
12	XL	104/109 (95%)	89 (86%)	15 (14%)	3	20
13	QM	97/101 (96%)	73 (75%)	24 (25%)	0	4
13	XM	97/101 (96%)	78 (80%)	19 (20%)	1	8
14	QN	49/50 (98%)	40 (82%)	9 (18%)	1	10
14	XN	49/50 (98%)	42 (86%)	7 (14%)	3	21
15	QO	79/80 (99%)	72 (91%)	7 (9%)	9	40
15	XO	79/80 (99%)	69 (87%)	10 (13%)	4	24
16	QP	72/74 (97%)	63 (88%)	9 (12%)	4	25
16	XP	72/74 (97%)	64 (89%)	8 (11%)	6	31
17	QQ	95/97 (98%)	87 (92%)	8 (8%)	11	42
17	XQ	95/97 (98%)	89 (94%)	6 (6%)	18	53
18	QR	61/77 (79%)	50 (82%)	11 (18%)	1	11
18	XR	61/77 (79%)	52 (85%)	9 (15%)	3	19
19	QS	73/80 (91%)	59 (81%)	14 (19%)	1	9
19	XS	73/80 (91%)	57 (78%)	16 (22%)	1	6
20	QT	76/82 (93%)	67 (88%)	9 (12%)	5	28
20	XT	76/82 (93%)	67 (88%)	9 (12%)	5	28
21	QU	20/22 (91%)	20 (100%)	0	100	100
21	XU	20/22 (91%)	19 (95%)	1 (5%)	24	59
27	RD	214/218 (98%)	175 (82%)	39 (18%)	1	10
27	YD	214/218 (98%)	177 (83%)	37 (17%)	2	12
28	RE	165/166 (99%)	127 (77%)	38 (23%)	1	5
28	YE	165/166 (99%)	127 (77%)	38 (23%)	1	5

Continued on next page...

Continued from previous page...

Mol	Chain	Analysed	Rotameric	Outliers	Percentiles	
29	RF	161/166 (97%)	142 (88%)	19 (12%)	5	28
29	YF	161/166 (97%)	140 (87%)	21 (13%)	4	24
30	RG	155/156 (99%)	134 (86%)	21 (14%)	4	23
30	YG	155/156 (99%)	133 (86%)	22 (14%)	3	21
31	RH	142/148 (96%)	114 (80%)	28 (20%)	1	8
31	YH	142/148 (96%)	114 (80%)	28 (20%)	1	8
32	RI	122/124 (98%)	100 (82%)	22 (18%)	1	11
32	YI	122/124 (98%)	97 (80%)	25 (20%)	1	7
33	RN	117/119 (98%)	97 (83%)	20 (17%)	2	13
33	YN	117/119 (98%)	95 (81%)	22 (19%)	1	9
34	RO	100/100 (100%)	90 (90%)	10 (10%)	7	35
34	YO	100/100 (100%)	88 (88%)	12 (12%)	5	27
35	RP	116/116 (100%)	86 (74%)	30 (26%)	0	4
35	YP	116/116 (100%)	79 (68%)	37 (32%)	0	2
36	RQ	111/111 (100%)	93 (84%)	18 (16%)	2	15
36	YQ	111/111 (100%)	92 (83%)	19 (17%)	2	13
37	RR	101/101 (100%)	83 (82%)	18 (18%)	2	11
37	YR	101/101 (100%)	81 (80%)	20 (20%)	1	8
38	RS	87/88 (99%)	69 (79%)	18 (21%)	1	7
38	YS	87/88 (99%)	74 (85%)	13 (15%)	3	19
39	RT	120/127 (94%)	102 (85%)	18 (15%)	3	19
39	YT	120/127 (94%)	99 (82%)	21 (18%)	2	12
40	RU	93/94 (99%)	79 (85%)	14 (15%)	3	19
40	YU	93/94 (99%)	77 (83%)	16 (17%)	2	13
41	RV	82/82 (100%)	66 (80%)	16 (20%)	1	9
41	YV	82/82 (100%)	67 (82%)	15 (18%)	1	10
42	RW	92/92 (100%)	73 (79%)	19 (21%)	1	7
42	YW	92/92 (100%)	76 (83%)	16 (17%)	2	12
43	RX	74/78 (95%)	64 (86%)	10 (14%)	4	23
43	YX	74/78 (95%)	60 (81%)	14 (19%)	1	9
44	RY	85/91 (93%)	63 (74%)	22 (26%)	0	4

Continued on next page...

Continued from previous page...

Mol	Chain	Analysed	Rotameric	Outliers	Percentiles	
44	YY	85/91 (93%)	64 (75%)	21 (25%)	0	4
45	RZ	162/179 (90%)	138 (85%)	24 (15%)	3	19
45	YZ	162/179 (90%)	145 (90%)	17 (10%)	7	33
46	R0	65/67 (97%)	60 (92%)	5 (8%)	13	45
46	Y0	65/67 (97%)	59 (91%)	6 (9%)	9	39
47	R1	82/83 (99%)	73 (89%)	9 (11%)	6	31
47	Y1	82/83 (99%)	70 (85%)	12 (15%)	3	20
48	R2	64/67 (96%)	55 (86%)	9 (14%)	3	21
48	Y2	64/67 (96%)	57 (89%)	7 (11%)	6	32
49	R3	51/52 (98%)	45 (88%)	6 (12%)	5	28
49	Y3	51/52 (98%)	43 (84%)	8 (16%)	2	17
50	R4	63/63 (100%)	46 (73%)	17 (27%)	0	3
50	Y4	63/63 (100%)	44 (70%)	19 (30%)	0	2
51	R5	51/52 (98%)	39 (76%)	12 (24%)	1	5
51	Y5	51/52 (98%)	39 (76%)	12 (24%)	1	5
52	R6	48/52 (92%)	35 (73%)	13 (27%)	0	3
52	Y6	48/52 (92%)	38 (79%)	10 (21%)	1	7
53	R7	42/42 (100%)	34 (81%)	8 (19%)	1	9
53	Y7	42/42 (100%)	35 (83%)	7 (17%)	2	14
54	R8	54/55 (98%)	39 (72%)	15 (28%)	0	3
54	Y8	54/55 (98%)	38 (70%)	16 (30%)	0	2
55	R9	34/34 (100%)	32 (94%)	2 (6%)	19	55
55	Y9	34/34 (100%)	32 (94%)	2 (6%)	19	55
All	All	9702/10066 (96%)	8183 (84%)	1519 (16%)	2	17

5 of 1519 residues with a non-rotameric sidechain are listed below:

Mol	Chain	Res	Type
13	XM	45	VAL
31	YH	152	ARG
15	XO	64	ARG
13	XM	32	GLU
27	YD	261	LYS

Sometimes sidechains can be flipped to improve hydrogen bonding and reduce clashes. 5 of 26 such sidechains are listed below:

Mol	Chain	Res	Type
2	XB	212	GLN
12	XL	9	GLN
31	YH	147	ASN
10	XJ	78	ASN
27	YD	44	ASN

5.3.3 RNA [i](#)

Mol	Chain	Analysed	Backbone Outliers	Pucker Outliers
1	QA	1498/1522 (98%)	277 (18%)	43 (2%)
1	XA	1498/1522 (98%)	293 (19%)	37 (2%)
22	QV	76/77 (98%)	19 (25%)	1 (1%)
22	XV	76/77 (98%)	14 (18%)	1 (1%)
23	QX	9/25 (36%)	1 (11%)	0
23	XX	9/25 (36%)	0	0
24	QY	14/17 (82%)	2 (14%)	0
24	XY	15/17 (88%)	1 (6%)	0
25	RA	2879/2915 (98%)	587 (20%)	58 (2%)
25	YA	2879/2915 (98%)	596 (20%)	52 (1%)
26	RB	119/122 (97%)	15 (12%)	2 (1%)
26	YB	119/122 (97%)	21 (17%)	1 (0%)
56	Z5	1/3 (33%)	0	0
56	Z6	1/3 (33%)	0	0
All	All	9193/9362 (98%)	1826 (19%)	195 (2%)

5 of 1826 RNA backbone outliers are listed below:

Mol	Chain	Res	Type
1	QA	6	G
1	QA	9	G
1	QA	32	A
1	QA	39	G
1	QA	47	C

5 of 195 RNA pucker outliers are listed below:

Mol	Chain	Res	Type
1	XA	345	C
25	YA	102	G
1	XA	429	U

Continued on next page...

Continued from previous page...

Mol	Chain	Res	Type
1	XA	991	U
25	YA	271(B)	G

5.4 Non-standard residues in protein, DNA, RNA chains (i)

2 non-standard protein/DNA/RNA residues are modelled in this entry.

In the following table, the Counts columns list the number of bonds (or angles) for which Mogul statistics could be retrieved, the number of bonds (or angles) that are observed in the model and the number of bonds (or angles) that are defined in the Chemical Component Dictionary. The Link column lists molecule types, if any, to which the group is linked. The Z score for a bond length (or angle) is the number of standard deviations the observed value is removed from the expected value. A bond length (or angle) with $|Z| > 2$ is considered an outlier worth inspection. RMSZ is the root-mean-square of all Z scores of the bond lengths (or angles).

Mol	Type	Chain	Res	Link	Bond lengths			Bond angles		
					Counts	RMSZ	# Z > 2	Counts	RMSZ	# Z > 2
56	PPU	Z6	101	56,25	32,40,41	2.55	6 (18%)	33,57,60	2.15	5 (15%)
56	PPU	Z5	101	56,25	32,40,41	2.56	6 (18%)	33,57,60	2.15	5 (15%)

In the following table, the Chirals column lists the number of chiral outliers, the number of chiral centers analysed, the number of these observed in the model and the number defined in the Chemical Component Dictionary. Similar counts are reported in the Torsion and Rings columns. '-' means no outliers of that kind were identified.

Mol	Type	Chain	Res	Link	Chirals	Torsions	Rings
56	PPU	Z6	101	56,25	-	2/21/43/44	0/4/4/4
56	PPU	Z5	101	56,25	-	2/21/43/44	0/4/4/4

The worst 5 of 12 bond length outliers are listed below:

Mol	Chain	Res	Type	Atoms	Z	Observed(Å)	Ideal(Å)
56	Z5	101	PPU	O-C	9.32	1.41	1.23
56	Z6	101	PPU	O-C	9.28	1.41	1.23
56	Z5	101	PPU	C9-N6	-5.92	1.32	1.45
56	Z6	101	PPU	C9-N6	-5.90	1.32	1.45
56	Z5	101	PPU	C-N3'	5.70	1.46	1.34

The worst 5 of 10 bond angle outliers are listed below:

Mol	Chain	Res	Type	Atoms	Z	Observed(°)	Ideal(°)
56	Z5	101	PPU	C3'-N3'-C	-8.61	110.22	123.21
56	Z6	101	PPU	C3'-N3'-C	-8.60	110.24	123.21
56	Z5	101	PPU	N3-C2-N1	-4.63	121.45	128.68
56	Z6	101	PPU	N3-C2-N1	-4.61	121.48	128.68
56	Z5	101	PPU	CA-C-N3'	4.02	121.72	116.15

There are no chirality outliers.

All (4) torsion outliers are listed below:

Mol	Chain	Res	Type	Atoms
56	Z5	101	PPU	O-C-CA-N
56	Z6	101	PPU	O-C-CA-N
56	Z5	101	PPU	N3'-C-CA-N
56	Z6	101	PPU	N3'-C-CA-N

There are no ring outliers.

2 monomers are involved in 19 short contacts:

Mol	Chain	Res	Type	Clashes	Symm-Clashes
56	Z6	101	PPU	11	0
56	Z5	101	PPU	8	0

5.5 Carbohydrates [i](#)

There are no monosaccharides in this entry.

5.6 Ligand geometry [i](#)

Of 902 ligands modelled in this entry, 900 are monoatomic - leaving 2 for Mogul analysis.

In the following table, the Counts columns list the number of bonds (or angles) for which Mogul statistics could be retrieved, the number of bonds (or angles) that are observed in the model and the number of bonds (or angles) that are defined in the Chemical Component Dictionary. The Link column lists molecule types, if any, to which the group is linked. The Z score for a bond length (or angle) is the number of standard deviations the observed value is removed from the expected value. A bond length (or angle) with $|Z| > 2$ is considered an outlier worth inspection. RMSZ is the root-mean-square of all Z scores of the bond lengths (or angles).

Mol	Type	Chain	Res	Link	Bond lengths			Bond angles		
					Counts	RMSZ	# Z > 2	Counts	RMSZ	# Z > 2
58	PAR	XA	1715	-	45,45,45	1.61	7 (15%)	64,67,67	1.25	5 (7%)
58	PAR	QA	1696	-	45,45,45	1.60	9 (20%)	64,67,67	1.30	7 (10%)

In the following table, the Chirals column lists the number of chiral outliers, the number of chiral centers analysed, the number of these observed in the model and the number defined in the Chemical Component Dictionary. Similar counts are reported in the Torsion and Rings columns. '-' means no outliers of that kind were identified.

Mol	Type	Chain	Res	Link	Chirals	Torsions	Rings
58	PAR	XA	1715	-	-	6/18/94/94	0/4/4/4
58	PAR	QA	1696	-	-	4/18/94/94	0/4/4/4

The worst 5 of 16 bond length outliers are listed below:

Mol	Chain	Res	Type	Atoms	Z	Observed(Å)	Ideal(Å)
58	XA	1715	PAR	C64-C54	5.38	1.59	1.52
58	QA	1696	PAR	C64-C54	5.27	1.59	1.52
58	QA	1696	PAR	C52-C42	3.30	1.59	1.52
58	XA	1715	PAR	C52-C42	3.12	1.58	1.52
58	XA	1715	PAR	O54-C14	3.09	1.49	1.41

The worst 5 of 12 bond angle outliers are listed below:

Mol	Chain	Res	Type	Atoms	Z	Observed(°)	Ideal(°)
58	QA	1696	PAR	C14-O54-C54	5.02	123.55	113.69
58	XA	1715	PAR	O33-C14-C24	4.55	116.06	108.22
58	XA	1715	PAR	C14-O54-C54	3.93	121.40	113.69
58	XA	1715	PAR	O52-C13-C23	3.40	115.01	107.96
58	QA	1696	PAR	O54-C54-C64	3.28	112.11	106.01

There are no chirality outliers.

5 of 10 torsion outliers are listed below:

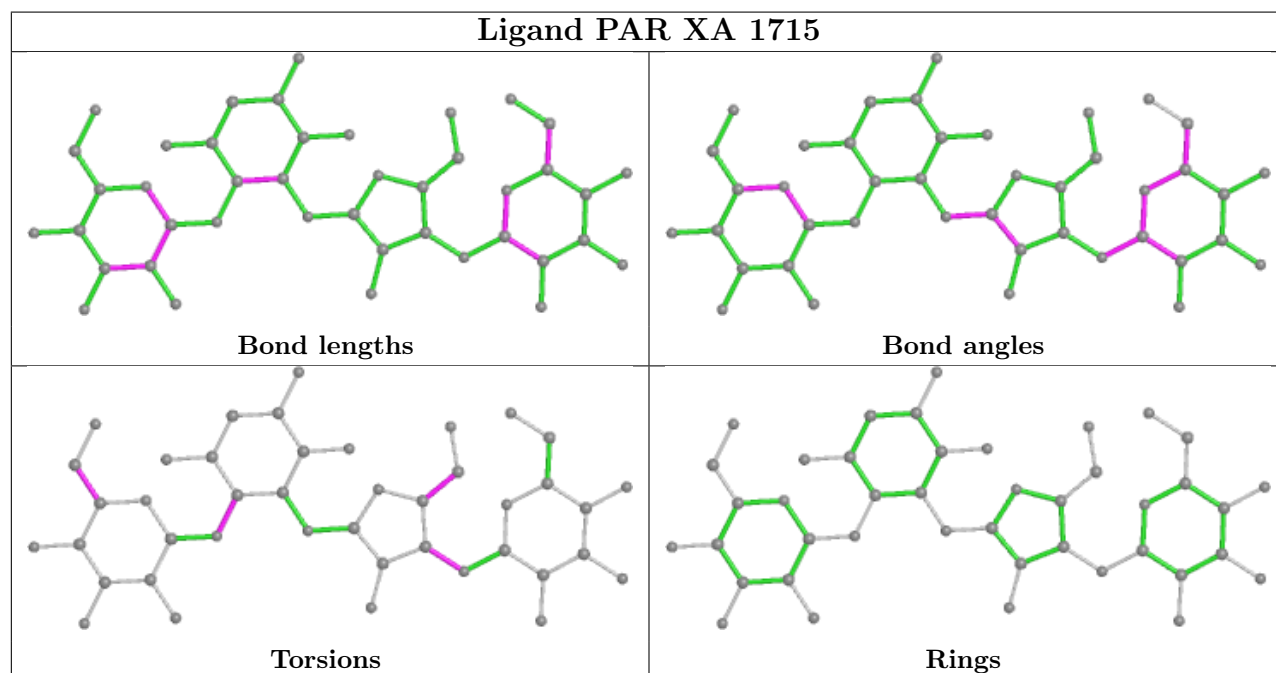
Mol	Chain	Res	Type	Atoms
58	QA	1696	PAR	O43-C43-C53-O53
58	XA	1715	PAR	O43-C43-C53-O53
58	QA	1696	PAR	C33-C43-C53-O53
58	XA	1715	PAR	C33-C43-C53-O53
58	XA	1715	PAR	O51-C51-C61-O61

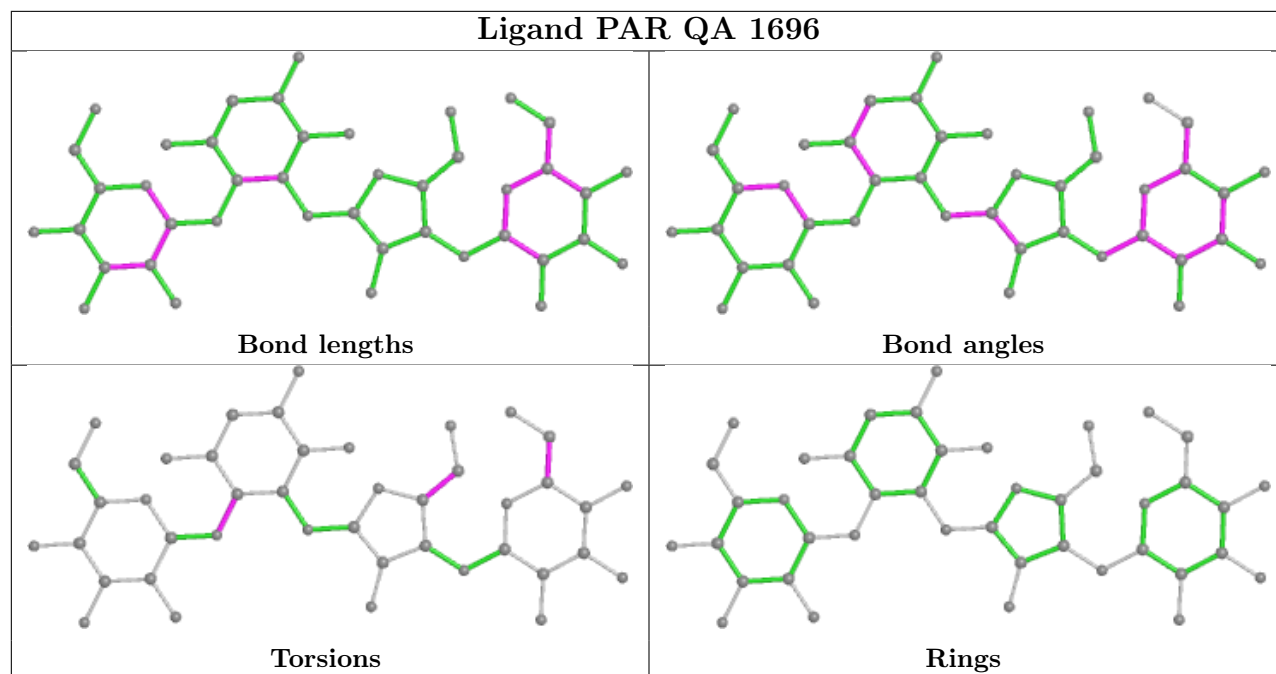
There are no ring outliers.

2 monomers are involved in 4 short contacts:

Mol	Chain	Res	Type	Clashes	Symm-Clashes
58	XA	1715	PAR	1	0
58	QA	1696	PAR	3	0

The following is a two-dimensional graphical depiction of Mogul quality analysis of bond lengths, bond angles, torsion angles, and ring geometry for all instances of the Ligand of Interest. In addition, ligands with molecular weight > 250 and outliers as shown on the validation Tables will also be included. For torsion angles, if less than 5% of the Mogul distribution of torsion angles is within 10 degrees of the torsion angle in question, then that torsion angle is considered an outlier. Any bond that is central to one or more torsion angles identified as an outlier by Mogul will be highlighted in the graph. For rings, the root-mean-square deviation (RMSD) between the ring in question and similar rings identified by Mogul is calculated over all ring torsion angles. If the average RMSD is greater than 60 degrees and the minimal RMSD between the ring in question and any Mogul-identified rings is also greater than 60 degrees, then that ring is considered an outlier. The outliers are highlighted in purple. The color gray indicates Mogul did not find sufficient equivalents in the CSD to analyse the geometry.





5.7 Other polymers [i](#)

There are no such residues in this entry.

5.8 Polymer linkage issues [i](#)

There are no chain breaks in this entry.

6 Fit of model and data [i](#)

6.1 Protein, DNA and RNA chains [i](#)

In the following table, the column labelled '#RSRZ > 2' contains the number (and percentage) of RSRZ outliers, followed by percent RSRZ outliers for the chain as percentile scores relative to all X-ray entries and entries of similar resolution. The OWAB column contains the minimum, median, 95th percentile and maximum values of the occupancy-weighted average B-factor per residue. The column labelled 'Q < 0.9' lists the number of (and percentage) of residues with an average occupancy less than 0.9.

Mol	Chain	Analysed	<RSRZ>	#RSRZ>2	OWAB(Å ²)	Q<0.9
1	QA	1500/1522 (98%)	-0.04	11 (0%) 87 78	37, 82, 166, 360	0
1	XA	1500/1522 (98%)	-0.01	8 (0%) 91 83	27, 73, 170, 298	0
2	QB	237/256 (92%)	0.48	15 (6%) 20 11	55, 128, 200, 260	0
2	XB	237/256 (92%)	0.34	7 (2%) 50 34	51, 115, 181, 270	0
3	QC	205/239 (85%)	0.20	3 (1%) 73 60	64, 119, 182, 242	0
3	XC	205/239 (85%)	-0.10	1 (0%) 91 83	45, 87, 134, 188	0
4	QD	208/209 (99%)	-0.15	0 100 100	39, 90, 141, 165	0
4	XD	208/209 (99%)	-0.14	0 100 100	34, 83, 139, 183	0
5	QE	151/162 (93%)	0.02	1 (0%) 87 78	49, 94, 145, 200	0
5	XE	151/162 (93%)	-0.18	0 100 100	39, 76, 128, 177	0
6	QF	101/101 (100%)	-0.25	0 100 100	34, 75, 114, 156	0
6	XF	101/101 (100%)	-0.18	1 (0%) 82 70	30, 77, 132, 236	0
7	QG	155/156 (99%)	0.55	13 (8%) 11 7	55, 111, 167, 291	0
7	XG	155/156 (99%)	0.20	7 (4%) 33 21	52, 101, 154, 205	0
8	QH	138/138 (100%)	-0.01	0 100 100	57, 93, 145, 158	0
8	XH	138/138 (100%)	0.01	0 100 100	44, 83, 126, 144	0
9	QI	127/128 (99%)	0.53	5 (3%) 39 25	62, 122, 183, 230	0
9	XI	127/128 (99%)	0.20	2 (1%) 72 57	39, 114, 166, 213	0
10	QJ	99/105 (94%)	0.67	4 (4%) 38 25	56, 133, 221, 251	0
10	XJ	99/105 (94%)	0.45	2 (2%) 65 49	43, 113, 174, 209	0
11	QK	119/129 (92%)	0.52	9 (7%) 13 8	46, 83, 150, 237	0
11	XK	119/129 (92%)	0.53	5 (4%) 36 23	33, 76, 147, 227	0
12	QL	125/132 (94%)	0.36	5 (4%) 38 25	42, 80, 142, 248	0
12	XL	125/132 (94%)	0.17	3 (2%) 59 42	32, 68, 126, 266	0

Continued on next page...

Continued from previous page...

Mol	Chain	Analysed	<RSRZ>	#RSRZ>2	OWAB(Å ²)	Q<0.9
13	QM	121/126 (96%)	0.39	8 (6%) 18 10	45, 118, 179, 283	0
13	XM	121/126 (96%)	0.14	3 (2%) 57 41	41, 99, 165, 284	0
14	QN	60/61 (98%)	0.28	0 100 100	52, 104, 144, 159	0
14	XN	60/61 (98%)	-0.18	0 100 100	37, 76, 109, 126	0
15	QO	88/89 (98%)	-0.03	0 100 100	36, 84, 136, 178	0
15	XO	88/89 (98%)	-0.08	0 100 100	41, 76, 120, 130	0
16	QP	84/88 (95%)	0.24	2 (2%) 59 42	43, 78, 129, 174	0
16	XP	84/88 (95%)	0.39	2 (2%) 59 42	53, 89, 138, 202	0
17	QQ	100/105 (95%)	0.16	0 100 100	51, 90, 130, 190	0
17	XQ	100/105 (95%)	0.12	0 100 100	48, 85, 127, 173	0
18	QR	70/88 (79%)	0.11	2 (2%) 51 35	43, 82, 138, 172	0
18	XR	70/88 (79%)	0.17	1 (1%) 75 61	35, 79, 124, 157	0
19	QS	84/93 (90%)	0.61	4 (4%) 30 19	70, 127, 178, 246	0
19	XS	84/93 (90%)	0.55	2 (2%) 59 42	63, 106, 161, 228	0
20	QT	99/106 (93%)	0.44	4 (4%) 38 25	56, 98, 150, 177	0
20	XT	99/106 (93%)	0.60	8 (8%) 12 7	61, 110, 169, 201	0
21	QU	25/27 (92%)	0.41	1 (4%) 38 25	62, 110, 148, 166	0
21	XU	25/27 (92%)	0.28	1 (4%) 38 25	54, 90, 124, 164	0
22	QV	77/77 (100%)	0.24	1 (1%) 77 63	41, 95, 162, 189	0
22	XV	77/77 (100%)	0.22	1 (1%) 77 63	34, 87, 125, 169	0
23	QX	11/25 (44%)	0.48	1 (9%) 9 5	55, 79, 176, 213	0
23	XX	11/25 (44%)	0.53	1 (9%) 9 5	41, 59, 161, 175	0
24	QY	15/17 (88%)	0.39	0 100 100	62, 89, 153, 156	0
24	XY	16/17 (94%)	0.31	0 100 100	57, 85, 152, 154	0
25	RA	2882/2915 (98%)	0.09	116 (4%) 38 25	24, 60, 218, 384	0
25	YA	2882/2915 (98%)	0.03	106 (3%) 41 27	19, 51, 215, 471	0
26	RB	120/122 (98%)	-0.09	0 100 100	69, 96, 130, 160	0
26	YB	120/122 (98%)	-0.24	0 100 100	50, 73, 106, 142	0
27	RD	272/276 (98%)	-0.24	1 (0%) 92 86	22, 49, 98, 171	0
27	YD	272/276 (98%)	-0.20	1 (0%) 92 86	11, 45, 84, 223	0
28	RE	205/206 (99%)	0.07	4 (1%) 65 49	22, 70, 140, 321	0

Continued on next page...

Continued from previous page...

Mol	Chain	Analysed	<RSRZ>	#RSRZ>2	OWAB(Å ²)	Q<0.9
28	YE	205/206 (99%)	-0.01	3 (1%) 73 60	22, 68, 139, 246	0
29	RF	202/210 (96%)	0.07	1 (0%) 91 83	20, 71, 132, 203	0
29	YF	202/210 (96%)	0.02	4 (1%) 65 49	14, 63, 129, 185	0
30	RG	181/182 (99%)	0.50	7 (3%) 39 25	64, 114, 167, 218	0
30	YG	181/182 (99%)	0.11	3 (1%) 70 55	50, 83, 136, 272	0
31	RH	170/180 (94%)	1.36	40 (23%) 0 0	77, 169, 247, 338	0
31	YH	170/180 (94%)	0.38	2 (1%) 79 66	36, 90, 147, 208	0
32	RI	146/148 (98%)	0.39	7 (4%) 30 19	37, 104, 161, 269	0
32	YI	146/148 (98%)	0.36	6 (4%) 37 24	26, 102, 156, 181	0
33	RN	138/140 (98%)	0.14	2 (1%) 75 61	38, 75, 133, 194	0
33	YN	138/140 (98%)	-0.03	0 100 100	36, 70, 124, 180	0
34	RO	122/122 (100%)	0.05	0 100 100	28, 65, 109, 146	0
34	YO	122/122 (100%)	-0.02	0 100 100	17, 51, 86, 108	0
35	RP	150/150 (100%)	0.35	6 (4%) 38 25	19, 79, 151, 264	0
35	YP	150/150 (100%)	0.09	3 (2%) 65 49	15, 68, 135, 202	0
36	RQ	141/141 (100%)	0.44	5 (3%) 44 29	43, 88, 145, 228	0
36	YQ	141/141 (100%)	0.04	1 (0%) 87 78	18, 63, 121, 227	0
37	RR	118/118 (100%)	-0.06	0 100 100	26, 57, 91, 135	0
37	YR	118/118 (100%)	-0.14	0 100 100	34, 65, 112, 156	0
38	RS	111/112 (99%)	0.23	1 (0%) 84 73	60, 96, 158, 199	0
38	YS	111/112 (99%)	0.12	1 (0%) 84 73	36, 84, 137, 172	0
39	RT	137/146 (93%)	-0.08	2 (1%) 73 60	39, 74, 168, 287	0
39	YT	137/146 (93%)	-0.13	2 (1%) 73 60	29, 71, 152, 217	0
40	RU	117/118 (99%)	0.03	3 (2%) 56 40	23, 68, 138, 196	0
40	YU	117/118 (99%)	-0.09	2 (1%) 70 55	23, 57, 136, 223	0
41	RV	101/101 (100%)	0.49	6 (5%) 22 13	37, 89, 166, 286	0
41	YV	101/101 (100%)	0.14	3 (2%) 50 34	31, 84, 143, 275	0
42	RW	113/113 (100%)	0.14	2 (1%) 68 53	22, 52, 109, 206	0
42	YW	113/113 (100%)	0.02	2 (1%) 68 53	24, 53, 119, 205	0
43	RX	92/96 (95%)	0.05	0 100 100	22, 65, 110, 134	0
43	YX	92/96 (95%)	0.06	0 100 100	15, 53, 95, 119	0

Continued on next page...

Continued from previous page...

Mol	Chain	Analysed	<RSRZ>	#RSRZ>2	OWAB(Å ²)	Q<0.9
44	RY	102/110 (92%)	0.78	10 (9%) 7 4	48, 95, 183, 309	0
44	YY	102/110 (92%)	0.20	5 (4%) 29 18	30, 79, 135, 264	0
45	RZ	183/206 (88%)	0.68	12 (6%) 18 10	65, 123, 209, 310	0
45	YZ	183/206 (88%)	0.46	6 (3%) 46 31	49, 101, 195, 273	0
46	R0	82/85 (96%)	0.15	0 100 100	33, 71, 100, 128	0
46	Y0	82/85 (96%)	0.10	0 100 100	29, 55, 90, 119	0
47	R1	97/98 (98%)	0.29	3 (3%) 49 33	25, 62, 140, 257	0
47	Y1	97/98 (98%)	0.35	4 (4%) 37 24	17, 56, 154, 232	0
48	R2	69/72 (95%)	0.36	1 (1%) 75 61	42, 81, 158, 197	0
48	Y2	69/72 (95%)	0.04	1 (1%) 75 61	30, 64, 139, 181	0
49	R3	59/60 (98%)	0.53	2 (3%) 45 30	45, 86, 134, 177	0
49	Y3	59/60 (98%)	0.36	3 (5%) 28 17	27, 60, 128, 185	0
50	R4	71/71 (100%)	1.36	20 (28%) 0 0	110, 208, 323, 389	0
50	Y4	71/71 (100%)	0.53	7 (9%) 7 4	66, 140, 233, 334	0
51	R5	59/60 (98%)	0.37	5 (8%) 10 6	23, 64, 219, 249	0
51	Y5	58/60 (96%)	0.28	5 (8%) 10 6	27, 71, 208, 261	0
52	R6	49/54 (90%)	2.99	34 (69%) 0 0	110, 164, 240, 272	0
52	Y6	49/54 (90%)	2.60	29 (59%) 0 0	95, 147, 224, 286	0
53	R7	49/49 (100%)	-0.21	2 (4%) 37 24	24, 44, 95, 172	0
53	Y7	49/49 (100%)	-0.31	2 (4%) 37 24	18, 37, 95, 166	0
54	R8	64/65 (98%)	0.19	1 (1%) 72 57	26, 68, 121, 209	0
54	Y8	64/65 (98%)	-0.06	1 (1%) 72 57	27, 58, 128, 223	0
55	R9	37/37 (100%)	5.24	36 (97%) 0 0	96, 171, 236, 316	0
55	Y9	37/37 (100%)	4.42	37 (100%) 0 0	99, 151, 210, 312	0
56	Z5	2/3 (66%)	-0.16	0 100 100	35, 35, 35, 59	0
56	Z6	2/3 (66%)	0.37	0 100 100	32, 32, 32, 42	0
All	All	20880/21490 (97%)	0.15	712 (3%) 45 30	11, 75, 176, 471	0

The worst 5 of 712 RSRZ outliers are listed below:

Mol	Chain	Res	Type	RSRZ
35	RP	149	GLU	14.8
55	R9	11	CYS	12.5

Continued on next page...

Continued from previous page...

Mol	Chain	Res	Type	RSRZ
55	R9	34	GLN	11.1
55	R9	14	CYS	10.8
25	YA	2165	G	9.8

6.2 Non-standard residues in protein, DNA, RNA chains [i](#)

In the following table, the Atoms column lists the number of modelled atoms in the group and the number defined in the chemical component dictionary. The B-factors column lists the minimum, median, 95th percentile and maximum values of B factors of atoms in the group. The column labelled 'Q< 0.9' lists the number of atoms with occupancy less than 0.9.

Mol	Type	Chain	Res	Atoms	RSCC	RSR	B-factors(Å ²)	Q<0.9
56	PPU	Z5	101	37/38	0.94	0.29	44,44,45,45	0
56	PPU	Z6	101	37/38	0.94	0.26	28,28,29,29	0

6.3 Carbohydrates [i](#)

There are no monosaccharides in this entry.

6.4 Ligands [i](#)

In the following table, the Atoms column lists the number of modelled atoms in the group and the number defined in the chemical component dictionary. The B-factors column lists the minimum, median, 95th percentile and maximum values of B factors of atoms in the group. The column labelled 'Q< 0.9' lists the number of atoms with occupancy less than 0.9.

Mol	Type	Chain	Res	Atoms	RSCC	RSR	B-factors(Å ²)	Q<0.9
57	MG	YA	3128	1/1	0.23	0.48	24,24,24,24	0
57	MG	XA	1685	1/1	0.50	0.30	51,51,51,51	0
57	MG	RA	3281	1/1	0.53	0.42	57,57,57,57	0
57	MG	QY	101	1/1	0.54	0.26	51,51,51,51	0
57	MG	YA	3203	1/1	0.54	0.46	40,40,40,40	0
57	MG	RA	3287	1/1	0.56	0.46	60,60,60,60	0
57	MG	YA	3330	1/1	0.56	0.68	52,52,52,52	0
57	MG	RA	3255	1/1	0.57	2.72	76,76,76,76	0
57	MG	XA	1705	1/1	0.59	0.52	58,58,58,58	0
57	MG	YA	3142	1/1	0.61	0.32	39,39,39,39	0
57	MG	XA	1711	1/1	0.62	0.35	47,47,47,47	0
57	MG	YA	3206	1/1	0.63	0.48	55,55,55,55	0
57	MG	RA	3245	1/1	0.63	0.59	57,57,57,57	0

Continued on next page...

Continued from previous page...

Mol	Type	Chain	Res	Atoms	RSCC	RSR	B-factors(\AA^2)	Q<0.9
57	MG	YA	3308	1/1	0.64	0.87	64,64,64,64	0
57	MG	RD	301	1/1	0.64	0.44	51,51,51,51	0
57	MG	RA	3214	1/1	0.65	0.26	29,29,29,29	0
57	MG	YA	3280	1/1	0.65	0.67	67,67,67,67	0
57	MG	RA	3263	1/1	0.66	0.41	49,49,49,49	0
57	MG	R0	101	1/1	0.66	0.25	31,31,31,31	0
57	MG	RA	3290	1/1	0.66	0.14	62,62,62,62	0
57	MG	YA	3285	1/1	0.68	0.60	31,31,31,31	0
57	MG	QA	1695	1/1	0.68	0.49	44,44,44,44	0
57	MG	XA	1659	1/1	0.68	0.53	35,35,35,35	0
57	MG	RA	3208	1/1	0.69	0.15	32,32,32,32	0
57	MG	QA	1628	1/1	0.69	0.27	44,44,44,44	0
57	MG	YA	3289	1/1	0.70	0.56	62,62,62,62	0
57	MG	QA	1653	1/1	0.70	0.62	61,61,61,61	0
57	MG	XA	1628	1/1	0.70	0.12	36,36,36,36	0
59	ZN	XD	301	1/1	0.70	0.32	43,43,43,43	0
57	MG	XA	1605	1/1	0.71	0.55	26,26,26,26	0
57	MG	RA	3210	1/1	0.71	0.34	29,29,29,29	0
57	MG	RA	3013	1/1	0.71	0.48	25,25,25,25	0
57	MG	RA	3276	1/1	0.71	0.52	51,51,51,51	0
57	MG	QA	1675	1/1	0.71	0.22	32,32,32,32	0
57	MG	YA	3233	1/1	0.71	0.41	32,32,32,32	0
57	MG	XA	1713	1/1	0.72	0.87	57,57,57,57	0
57	MG	RA	3171	1/1	0.72	0.20	57,57,57,57	0
57	MG	RA	3296	1/1	0.72	0.40	40,40,40,40	0
57	MG	YA	3277	1/1	0.72	0.89	30,30,30,30	0
57	MG	YA	3170	1/1	0.72	0.23	29,29,29,29	0
57	MG	XA	1679	1/1	0.73	0.57	43,43,43,43	0
57	MG	YA	3071	1/1	0.73	0.12	14,14,14,14	0
57	MG	RA	3305	1/1	0.73	0.59	41,41,41,41	0
57	MG	RA	3202	1/1	0.73	0.42	50,50,50,50	0
57	MG	Y0	101	1/1	0.73	0.30	16,16,16,16	0
57	MG	RA	3194	1/1	0.73	0.27	59,59,59,59	0
57	MG	RA	3253	1/1	0.74	0.63	77,77,77,77	0
57	MG	YA	3297	1/1	0.74	0.58	53,53,53,53	0
57	MG	YA	3225	1/1	0.74	0.41	23,23,23,23	0
57	MG	YA	3174	1/1	0.75	0.24	50,50,50,50	0
57	MG	RA	3129	1/1	0.75	0.25	38,38,38,38	0
57	MG	XA	1714	1/1	0.75	0.39	26,26,26,26	0
57	MG	RA	3211	1/1	0.75	0.32	56,56,56,56	0
57	MG	YA	3320	1/1	0.75	0.44	50,50,50,50	0

Continued on next page...

Continued from previous page...

Mol	Type	Chain	Res	Atoms	RSCC	RSR	B-factors(\AA^2)	Q<0.9
57	MG	XA	1699	1/1	0.75	0.56	44,44,44,44	0
57	MG	RA	3212	1/1	0.75	0.22	55,55,55,55	0
57	MG	RA	3213	1/1	0.75	0.31	38,38,38,38	0
57	MG	RA	3113	1/1	0.76	0.19	9,9,9,9	0
57	MG	YA	3311	1/1	0.76	0.30	47,47,47,47	0
57	MG	YA	3272	1/1	0.77	0.49	37,37,37,37	0
57	MG	YA	3104	1/1	0.77	0.48	26,26,26,26	0
57	MG	XA	1687	1/1	0.77	0.13	54,54,54,54	0
57	MG	XA	1691	1/1	0.77	0.48	34,34,34,34	0
57	MG	RA	3156	1/1	0.78	0.20	29,29,29,29	0
57	MG	RA	3298	1/1	0.78	0.17	56,56,56,56	0
57	MG	QA	1625	1/1	0.78	0.16	59,59,59,59	0
57	MG	RA	3266	1/1	0.78	1.01	22,22,22,22	0
57	MG	YA	3293	1/1	0.78	0.32	40,40,40,40	0
57	MG	RA	3270	1/1	0.78	0.64	49,49,49,49	0
57	MG	YA	3180	1/1	0.78	0.19	42,42,42,42	0
57	MG	XA	1709	1/1	0.78	0.61	49,49,49,49	0
57	MG	RA	3244	1/1	0.78	0.70	60,60,60,60	0
57	MG	QA	1681	1/1	0.78	0.60	43,43,43,43	0
57	MG	RA	3247	1/1	0.78	0.69	58,58,58,58	0
57	MG	Y0	102	1/1	0.78	0.46	27,27,27,27	0
57	MG	RA	3002	1/1	0.78	0.52	24,24,24,24	0
57	MG	XA	1649	1/1	0.79	0.33	27,27,27,27	0
57	MG	QA	1647	1/1	0.79	0.28	65,65,65,65	0
57	MG	YA	3275	1/1	0.79	0.48	66,66,66,66	0
57	MG	XA	1666	1/1	0.79	0.20	48,48,48,48	0
57	MG	XA	1695	1/1	0.79	0.28	43,43,43,43	0
57	MG	YA	3337	1/1	0.79	0.39	41,41,41,41	0
57	MG	YA	3209	1/1	0.79	0.35	34,34,34,34	0
57	MG	R8	101	1/1	0.79	0.39	29,29,29,29	0
57	MG	YA	3229	1/1	0.79	0.30	50,50,50,50	0
57	MG	RA	3301	1/1	0.80	0.38	52,52,52,52	0
57	MG	YA	3162	1/1	0.80	0.25	46,46,46,46	0
57	MG	QA	1630	1/1	0.80	0.22	80,80,80,80	0
57	MG	YA	3250	1/1	0.80	0.41	50,50,50,50	0
57	MG	RA	3062	1/1	0.80	0.13	51,51,51,51	0
57	MG	XA	1652	1/1	0.80	0.14	44,44,44,44	0
57	MG	YA	3336	1/1	0.80	0.55	29,29,29,29	0
57	MG	YA	3189	1/1	0.80	0.42	27,27,27,27	0
57	MG	RA	3175	1/1	0.80	0.45	24,24,24,24	0
57	MG	XA	1660	1/1	0.80	0.21	44,44,44,44	0
57	MG	RA	3285	1/1	0.80	0.21	51,51,51,51	0

Continued on next page...

Continued from previous page...

Mol	Type	Chain	Res	Atoms	RSCC	RSR	B-factors(Å ²)	Q<0.9
57	MG	RA	3306	1/1	0.81	0.56	42,42,42,42	0
57	MG	YA	3226	1/1	0.81	0.11	44,44,44,44	0
57	MG	YA	3190	1/1	0.81	0.22	6,6,6,6	0
57	MG	YA	3282	1/1	0.81	0.57	48,48,48,48	0
57	MG	YA	3335	1/1	0.81	0.44	19,19,19,19	0
57	MG	RA	3221	1/1	0.81	0.22	36,36,36,36	0
57	MG	YA	3177	1/1	0.81	0.52	20,20,20,20	0
57	MG	RA	3268	1/1	0.81	0.35	47,47,47,47	0
57	MG	YA	3294	1/1	0.81	0.49	48,48,48,48	0
57	MG	YA	3274	1/1	0.81	0.74	45,45,45,45	0
57	MG	RA	3267	1/1	0.82	0.46	57,57,57,57	0
57	MG	YA	3235	1/1	0.82	0.47	18,18,18,18	0
57	MG	YA	3195	1/1	0.82	0.20	34,34,34,34	0
57	MG	YA	3252	1/1	0.82	0.39	23,23,23,23	0
57	MG	XF	201	1/1	0.82	0.20	49,49,49,49	0
57	MG	R1	101	1/1	0.82	0.24	32,32,32,32	0
57	MG	RA	3278	1/1	0.82	0.40	38,38,38,38	0
57	MG	YA	3213	1/1	0.82	0.42	29,29,29,29	0
57	MG	YA	3220	1/1	0.82	0.29	60,60,60,60	0
57	MG	YA	3281	1/1	0.82	0.44	44,44,44,44	0
57	MG	RA	3072	1/1	0.82	0.36	38,38,38,38	0
57	MG	YA	3187	1/1	0.82	0.24	37,37,37,37	0
57	MG	RA	3157	1/1	0.82	0.35	21,21,21,21	0
57	MG	YA	3137	1/1	0.83	0.29	12,12,12,12	0
57	MG	QA	1679	1/1	0.83	0.54	45,45,45,45	0
57	MG	QA	1631	1/1	0.83	0.10	32,32,32,32	0
57	MG	XA	1648	1/1	0.83	0.26	21,21,21,21	0
57	MG	QA	1693	1/1	0.83	0.39	49,49,49,49	0
57	MG	QA	1672	1/1	0.83	0.31	24,24,24,24	0
57	MG	XA	1654	1/1	0.83	0.35	42,42,42,42	0
57	MG	YA	3243	1/1	0.83	0.32	18,18,18,18	0
57	MG	QA	1621	1/1	0.83	0.30	50,50,50,50	0
57	MG	RA	3184	1/1	0.83	0.37	35,35,35,35	0
57	MG	RR	201	1/1	0.83	0.52	9,9,9,9	0
57	MG	RA	3289	1/1	0.83	0.55	54,54,54,54	0
57	MG	YA	3202	1/1	0.83	0.10	15,15,15,15	0
57	MG	RA	3269	1/1	0.83	0.54	35,35,35,35	0
57	MG	RA	3295	1/1	0.83	0.65	51,51,51,51	0
57	MG	YA	3130	1/1	0.83	0.09	25,25,25,25	0
57	MG	RB	203	1/1	0.84	0.37	58,58,58,58	0
57	MG	YA	3200	1/1	0.84	0.33	33,33,33,33	0
57	MG	YA	3295	1/1	0.84	0.16	62,62,62,62	0

Continued on next page...

Continued from previous page...

Mol	Type	Chain	Res	Atoms	RSCC	RSR	B-factors(\AA^2)	Q<0.9
57	MG	RA	3291	1/1	0.84	0.56	30,30,30,30	0
57	MG	QA	1635	1/1	0.84	0.22	44,44,44,44	0
57	MG	RA	3162	1/1	0.84	0.14	46,46,46,46	0
57	MG	YA	3317	1/1	0.84	0.40	57,57,57,57	0
57	MG	QA	1669	1/1	0.84	0.39	38,38,38,38	0
57	MG	R5	101	1/1	0.84	0.28	12,12,12,12	0
57	MG	RA	3173	1/1	0.84	0.14	38,38,38,38	0
57	MG	RA	3303	1/1	0.84	0.77	50,50,50,50	0
57	MG	QA	1678	1/1	0.84	0.56	41,41,41,41	0
57	MG	YP	201	1/1	0.84	0.25	22,22,22,22	0
57	MG	RA	3227	1/1	0.84	0.29	14,14,14,14	0
57	MG	XA	1693	1/1	0.84	0.72	36,36,36,36	0
57	MG	YA	3234	1/1	0.84	0.69	54,54,54,54	0
57	MG	RA	3274	1/1	0.85	0.35	52,52,52,52	0
57	MG	YA	3056	1/1	0.85	0.20	5,5,5,5	0
57	MG	QA	1691	1/1	0.85	0.41	26,26,26,26	0
57	MG	YA	3074	1/1	0.85	0.47	32,32,32,32	0
57	MG	XA	1696	1/1	0.85	0.53	25,25,25,25	0
57	MG	YA	3310	1/1	0.85	0.34	32,32,32,32	0
57	MG	YA	3196	1/1	0.85	0.31	34,34,34,34	0
57	MG	RA	3164	1/1	0.85	0.10	28,28,28,28	0
57	MG	YA	3318	1/1	0.85	0.26	38,38,38,38	0
57	MG	XA	1704	1/1	0.85	0.13	47,47,47,47	0
57	MG	YA	3326	1/1	0.85	0.87	69,69,69,69	0
57	MG	RA	3204	1/1	0.85	0.18	16,16,16,16	0
57	MG	RB	204	1/1	0.85	0.36	39,39,39,39	0
57	MG	YA	3156	1/1	0.85	0.27	28,28,28,28	0
57	MG	RA	3283	1/1	0.85	0.69	42,42,42,42	0
57	MG	YA	3216	1/1	0.85	0.44	47,47,47,47	0
57	MG	XA	1712	1/1	0.85	0.28	49,49,49,49	0
57	MG	RA	3231	1/1	0.85	0.39	14,14,14,14	0
57	MG	Y0	103	1/1	0.85	0.50	50,50,50,50	0
57	MG	QA	1689	1/1	0.85	0.17	78,78,78,78	0
57	MG	RA	3265	1/1	0.86	0.81	72,72,72,72	0
57	MG	YA	3299	1/1	0.86	0.64	48,48,48,48	0
57	MG	YA	3300	1/1	0.86	0.99	69,69,69,69	0
57	MG	XA	1698	1/1	0.86	0.33	24,24,24,24	0
57	MG	QA	1677	1/1	0.86	0.48	26,26,26,26	0
57	MG	YA	3251	1/1	0.86	0.55	36,36,36,36	0
57	MG	XA	1702	1/1	0.86	0.46	38,38,38,38	0
57	MG	QA	1603	1/1	0.86	0.31	9,9,9,9	0
57	MG	RA	3299	1/1	0.86	0.25	45,45,45,45	0

Continued on next page...

Continued from previous page...

Mol	Type	Chain	Res	Atoms	RSCC	RSR	B-factors(Å ²)	Q<0.9
57	MG	YA	3207	1/1	0.86	0.44	34,34,34,34	0
57	MG	XA	1707	1/1	0.86	0.37	40,40,40,40	0
57	MG	XA	1663	1/1	0.86	0.45	37,37,37,37	0
57	MG	QA	1649	1/1	0.86	0.34	32,32,32,32	0
57	MG	RA	3161	1/1	0.86	0.67	36,36,36,36	0
57	MG	RA	3112	1/1	0.86	0.15	31,31,31,31	0
57	MG	XA	1627	1/1	0.86	0.16	4,4,4,4	0
57	MG	QA	1692	1/1	0.86	0.54	73,73,73,73	0
57	MG	RA	3117	1/1	0.86	0.12	43,43,43,43	0
57	MG	RA	3294	1/1	0.86	0.59	54,54,54,54	0
57	MG	YA	3302	1/1	0.87	0.52	41,41,41,41	0
57	MG	QA	1668	1/1	0.87	0.44	25,25,25,25	0
57	MG	RA	3251	1/1	0.87	0.34	23,23,23,23	0
57	MG	RA	3149	1/1	0.87	0.22	21,21,21,21	0
57	MG	QA	1645	1/1	0.87	0.60	41,41,41,41	0
57	MG	RA	3193	1/1	0.87	0.23	49,49,49,49	0
57	MG	QA	1670	1/1	0.87	0.43	25,25,25,25	0
57	MG	YA	3143	1/1	0.87	0.27	25,25,25,25	0
57	MG	YA	3151	1/1	0.87	0.16	10,10,10,10	0
57	MG	YA	3287	1/1	0.87	0.94	47,47,47,47	0
57	MG	RA	3104	1/1	0.87	0.18	4,4,4,4	0
57	MG	QA	1657	1/1	0.87	0.06	55,55,55,55	0
57	MG	QA	1688	1/1	0.87	0.24	58,58,58,58	0
57	MG	YA	3173	1/1	0.87	0.35	40,40,40,40	0
57	MG	QA	1666	1/1	0.87	0.55	32,32,32,32	0
57	MG	YA	3263	1/1	0.87	0.31	23,23,23,23	0
57	MG	YA	3267	1/1	0.87	0.31	41,41,41,41	0
57	MG	YA	3270	1/1	0.88	0.35	20,20,20,20	0
57	MG	RA	3151	1/1	0.88	0.16	13,13,13,13	0
57	MG	YA	3309	1/1	0.88	0.56	57,57,57,57	0
57	MG	YA	3070	1/1	0.88	0.20	5,5,5,5	0
57	MG	RA	3180	1/1	0.88	0.43	40,40,40,40	0
57	MG	YA	3314	1/1	0.88	0.45	47,47,47,47	0
57	MG	XA	1661	1/1	0.88	0.25	22,22,22,22	0
57	MG	YA	3178	1/1	0.88	0.64	40,40,40,40	0
57	MG	QA	1673	1/1	0.88	0.30	35,35,35,35	0
57	MG	YA	3322	1/1	0.88	0.41	44,44,44,44	0
57	MG	XA	1618	1/1	0.88	0.31	37,37,37,37	0
57	MG	YA	3329	1/1	0.88	0.30	51,51,51,51	0
57	MG	QF	201	1/1	0.88	0.17	41,41,41,41	0
57	MG	QA	1623	1/1	0.88	0.29	26,26,26,26	0
57	MG	XA	1637	1/1	0.88	0.11	44,44,44,44	0

Continued on next page...

Continued from previous page...

Mol	Type	Chain	Res	Atoms	RSCC	RSR	B-factors(\AA^2)	Q<0.9
57	MG	RA	3080	1/1	0.88	0.48	20,20,20,20	0
57	MG	YA	3150	1/1	0.88	0.25	42,42,42,42	0
57	MG	RA	3134	1/1	0.88	0.19	22,22,22,22	0
57	MG	RA	3144	1/1	0.88	0.23	32,32,32,32	0
57	MG	QA	1690	1/1	0.88	0.27	29,29,29,29	0
57	MG	YA	3166	1/1	0.88	0.57	36,36,36,36	0
57	MG	XA	1684	1/1	0.89	0.38	26,26,26,26	0
57	MG	RA	3282	1/1	0.89	0.63	51,51,51,51	0
57	MG	YA	3284	1/1	0.89	0.31	39,39,39,39	0
57	MG	YA	3198	1/1	0.89	0.40	86,86,86,86	0
57	MG	RA	3115	1/1	0.89	0.17	16,16,16,16	0
57	MG	XA	1689	1/1	0.89	0.53	21,21,21,21	0
57	MG	YA	3292	1/1	0.89	0.39	47,47,47,47	0
57	MG	RA	3068	1/1	0.89	0.35	28,28,28,28	0
57	MG	YA	3124	1/1	0.89	0.23	32,32,32,32	0
57	MG	XA	1629	1/1	0.89	0.40	20,20,20,20	0
57	MG	YA	3296	1/1	0.89	0.58	55,55,55,55	0
57	MG	QA	1636	1/1	0.89	0.47	39,39,39,39	0
57	MG	XA	1644	1/1	0.89	0.30	27,27,27,27	0
57	MG	QA	1680	1/1	0.89	0.23	18,18,18,18	0
57	MG	RA	3170	1/1	0.89	0.22	24,24,24,24	0
57	MG	YA	3306	1/1	0.89	0.46	66,66,66,66	0
57	MG	YA	3148	1/1	0.89	0.11	55,55,55,55	0
57	MG	YA	3149	1/1	0.89	0.46	22,22,22,22	0
57	MG	RB	205	1/1	0.89	0.41	41,41,41,41	0
57	MG	RA	3091	1/1	0.89	0.22	30,30,30,30	0
57	MG	XA	1658	1/1	0.89	0.10	61,61,61,61	0
57	MG	XA	1706	1/1	0.89	0.41	47,47,47,47	0
57	MG	QA	1624	1/1	0.89	0.18	39,39,39,39	0
57	MG	YA	3246	1/1	0.89	0.75	39,39,39,39	0
57	MG	RA	3174	1/1	0.89	0.18	20,20,20,20	0
57	MG	QA	1602	1/1	0.89	0.54	18,18,18,18	0
57	MG	QA	1648	1/1	0.89	0.34	49,49,49,49	0
57	MG	YA	3175	1/1	0.89	0.41	34,34,34,34	0
57	MG	YA	3334	1/1	0.89	0.62	48,48,48,48	0
57	MG	RA	3261	1/1	0.89	0.31	135,135,135,135	0
57	MG	XA	1678	1/1	0.89	0.41	23,23,23,23	0
57	MG	RA	3300	1/1	0.89	0.82	43,43,43,43	0
57	MG	YA	3185	1/1	0.89	0.64	77,77,77,77	0
57	MG	XV	101	1/1	0.89	0.20	25,25,25,25	0
57	MG	XV	103	1/1	0.89	0.11	7,7,7,7	0
57	MG	YA	3278	1/1	0.89	0.34	32,32,32,32	0

Continued on next page...

Continued from previous page...

Mol	Type	Chain	Res	Atoms	RSCC	RSR	B-factors(\AA^2)	Q<0.9
57	MG	YA	3034	1/1	0.89	0.48	10,10,10,10	0
57	MG	QA	1601	1/1	0.90	0.18	38,38,38,38	0
57	MG	YA	3194	1/1	0.90	0.15	27,27,27,27	0
57	MG	RA	3243	1/1	0.90	0.20	37,37,37,37	0
57	MG	YA	3105	1/1	0.90	0.28	5,5,5,5	0
57	MG	YA	3114	1/1	0.90	0.20	7,7,7,7	0
57	MG	YA	3115	1/1	0.90	0.37	29,29,29,29	0
57	MG	YA	3291	1/1	0.90	0.32	28,28,28,28	0
57	MG	XA	1694	1/1	0.90	0.15	13,13,13,13	0
57	MG	RA	3196	1/1	0.90	0.24	55,55,55,55	0
57	MG	XA	1645	1/1	0.90	0.44	25,25,25,25	0
57	MG	RA	3199	1/1	0.90	0.32	44,44,44,44	0
57	MG	YA	3139	1/1	0.90	0.38	46,46,46,46	0
57	MG	YA	3211	1/1	0.90	0.16	13,13,13,13	0
57	MG	RA	3280	1/1	0.90	0.40	47,47,47,47	0
57	MG	QA	1687	1/1	0.90	0.50	40,40,40,40	0
57	MG	YA	3144	1/1	0.90	0.49	44,44,44,44	0
57	MG	YA	3221	1/1	0.90	0.33	28,28,28,28	0
57	MG	RA	3250	1/1	0.90	0.27	25,25,25,25	0
57	MG	XA	1657	1/1	0.90	0.15	23,23,23,23	0
57	MG	RA	3166	1/1	0.90	0.24	9,9,9,9	0
57	MG	RA	3252	1/1	0.90	0.36	35,35,35,35	0
57	MG	YA	3152	1/1	0.90	0.14	15,15,15,15	0
57	MG	YA	3154	1/1	0.90	0.47	56,56,56,56	0
57	MG	RF	301	1/1	0.90	0.07	52,52,52,52	0
57	MG	RA	3207	1/1	0.90	0.27	43,43,43,43	0
57	MG	RA	3138	1/1	0.90	0.46	62,62,62,62	0
57	MG	QA	1620	1/1	0.90	0.32	40,40,40,40	0
57	MG	YA	3328	1/1	0.90	0.63	54,54,54,54	0
57	MG	XA	1667	1/1	0.90	0.17	25,25,25,25	0
57	MG	QA	1639	1/1	0.90	0.35	27,27,27,27	0
57	MG	QA	1626	1/1	0.90	0.17	29,29,29,29	0
57	MG	YA	3268	1/1	0.90	0.23	17,17,17,17	0
57	MG	XA	1683	1/1	0.90	0.12	20,20,20,20	0
57	MG	RA	3152	1/1	0.90	0.11	17,17,17,17	0
57	MG	YB	201	1/1	0.90	0.30	47,47,47,47	0
57	MG	YA	3051	1/1	0.90	0.31	3,3,3,3	0
57	MG	QX	101	1/1	0.90	0.14	38,38,38,38	0
57	MG	YA	3186	1/1	0.90	0.18	8,8,8,8	0
57	MG	RA	3116	1/1	0.90	0.14	33,33,33,33	0
57	MG	Y7	101	1/1	0.90	0.55	31,31,31,31	0
57	MG	RA	3075	1/1	0.90	0.11	41,41,41,41	0

Continued on next page...

Continued from previous page...

Mol	Type	Chain	Res	Atoms	RSCC	RSR	B-factors(\AA^2)	Q<0.9
57	MG	YA	3210	1/1	0.91	0.29	33,33,33,33	0
57	MG	RA	3198	1/1	0.91	0.80	46,46,46,46	0
57	MG	XX	101	1/1	0.91	0.21	47,47,47,47	0
57	MG	RA	3275	1/1	0.91	0.62	50,50,50,50	0
57	MG	YA	3041	1/1	0.91	0.38	18,18,18,18	0
57	MG	YA	3044	1/1	0.91	0.28	2,2,2,2	0
57	MG	YA	3224	1/1	0.91	0.17	13,13,13,13	0
57	MG	QA	1667	1/1	0.91	0.82	44,44,44,44	0
57	MG	YA	3054	1/1	0.91	0.43	34,34,34,34	0
57	MG	YA	3228	1/1	0.91	0.19	21,21,21,21	0
57	MG	YA	3169	1/1	0.91	0.14	18,18,18,18	0
57	MG	RA	3140	1/1	0.91	0.27	20,20,20,20	0
57	MG	YA	3069	1/1	0.91	0.26	15,15,15,15	0
57	MG	RA	3168	1/1	0.91	0.30	38,38,38,38	0
57	MG	RA	3082	1/1	0.91	0.26	30,30,30,30	0
57	MG	RA	3147	1/1	0.91	0.30	28,28,28,28	0
57	MG	YA	3312	1/1	0.91	0.26	33,33,33,33	0
57	MG	YA	3248	1/1	0.91	0.28	37,37,37,37	0
57	MG	YA	3103	1/1	0.91	0.11	15,15,15,15	0
57	MG	RA	3088	1/1	0.91	0.35	12,12,12,12	0
57	MG	YA	3319	1/1	0.91	0.37	56,56,56,56	0
57	MG	RA	3150	1/1	0.91	0.12	15,15,15,15	0
57	MG	YA	3321	1/1	0.91	0.40	36,36,36,36	0
57	MG	QV	103	1/1	0.91	0.40	30,30,30,30	0
57	MG	YA	3323	1/1	0.91	0.28	52,52,52,52	0
57	MG	RA	3176	1/1	0.91	0.28	26,26,26,26	0
57	MG	YA	3188	1/1	0.91	0.22	31,31,31,31	0
57	MG	YA	3116	1/1	0.91	0.22	13,13,13,13	0
57	MG	YA	3271	1/1	0.91	0.33	35,35,35,35	0
57	MG	RA	3118	1/1	0.91	0.20	35,35,35,35	0
57	MG	RA	3119	1/1	0.91	0.46	43,43,43,43	0
57	MG	RA	3124	1/1	0.91	0.32	12,12,12,12	0
57	MG	RA	3011	1/1	0.91	0.32	11,11,11,11	0
57	MG	YA	3138	1/1	0.91	0.50	9,9,9,9	0
57	MG	YD	301	1/1	0.91	0.31	16,16,16,16	0
57	MG	XA	1669	1/1	0.91	0.39	11,11,11,11	0
57	MG	RA	3235	1/1	0.91	0.47	8,8,8,8	0
57	MG	XA	1626	1/1	0.91	0.20	23,23,23,23	0
57	MG	QA	1664	1/1	0.91	0.42	31,31,31,31	0
57	MG	RA	3271	1/1	0.91	0.36	41,41,41,41	0
57	MG	RA	3273	1/1	0.91	0.87	45,45,45,45	0
57	MG	XA	1668	1/1	0.92	0.28	32,32,32,32	0

Continued on next page...

Continued from previous page...

Mol	Type	Chain	Res	Atoms	RSCC	RSR	B-factors(Å ²)	Q<0.9
57	MG	QE	201	1/1	0.92	0.57	37,37,37,37	0
57	MG	YA	3192	1/1	0.92	0.42	12,12,12,12	0
57	MG	YA	3193	1/1	0.92	0.18	18,18,18,18	0
57	MG	RA	3026	1/1	0.92	0.09	8,8,8,8	0
57	MG	YA	3078	1/1	0.92	0.26	12,12,12,12	0
57	MG	RA	3044	1/1	0.92	0.26	22,22,22,22	0
57	MG	QA	1616	1/1	0.92	0.16	7,7,7,7	0
57	MG	RA	3177	1/1	0.92	0.54	25,25,25,25	0
57	MG	QM	201	1/1	0.92	0.12	45,45,45,45	0
57	MG	RA	3183	1/1	0.92	0.07	37,37,37,37	0
57	MG	RA	3223	1/1	0.92	0.32	7,7,7,7	0
57	MG	RA	3226	1/1	0.92	0.42	32,32,32,32	0
57	MG	YA	3125	1/1	0.92	0.32	14,14,14,14	0
57	MG	QA	1651	1/1	0.92	0.16	56,56,56,56	0
57	MG	RA	3185	1/1	0.92	0.21	36,36,36,36	0
57	MG	YA	3135	1/1	0.92	0.23	30,30,30,30	0
57	MG	RA	3191	1/1	0.92	0.12	36,36,36,36	0
57	MG	YA	3218	1/1	0.92	0.21	40,40,40,40	0
57	MG	XA	1609	1/1	0.92	0.16	1,1,1,1	0
57	MG	RA	3242	1/1	0.92	0.61	46,46,46,46	0
57	MG	XA	1620	1/1	0.92	0.58	22,22,22,22	0
57	MG	XA	1624	1/1	0.92	0.14	18,18,18,18	0
57	MG	YA	3313	1/1	0.92	0.31	23,23,23,23	0
57	MG	QA	1682	1/1	0.92	0.24	20,20,20,20	0
57	MG	QX	102	1/1	0.92	0.28	45,45,45,45	0
57	MG	RA	3195	1/1	0.92	0.32	4,4,4,4	0
57	MG	YA	3230	1/1	0.92	0.23	8,8,8,8	0
57	MG	QA	1686	1/1	0.92	0.32	38,38,38,38	0
57	MG	RA	3197	1/1	0.92	0.57	26,26,26,26	0
57	MG	QA	1619	1/1	0.92	0.23	40,40,40,40	0
57	MG	RA	3167	1/1	0.92	0.35	38,38,38,38	0
57	MG	RA	3293	1/1	0.92	0.23	42,42,42,42	0
57	MG	RA	3200	1/1	0.92	0.15	31,31,31,31	0
57	MG	RA	3201	1/1	0.92	0.22	45,45,45,45	0
57	MG	XA	1653	1/1	0.92	0.34	26,26,26,26	0
57	MG	RA	3256	1/1	0.92	0.42	33,33,33,33	0
57	MG	YA	3261	1/1	0.92	0.23	11,11,11,11	0
57	MG	RA	3297	1/1	0.92	0.31	29,29,29,29	0
57	MG	YA	3016	1/1	0.92	0.09	2,2,2,2	0
57	MG	YA	3032	1/1	0.92	0.37	1,1,1,1	0
57	MG	RA	3260	1/1	0.92	0.24	49,49,49,49	0
57	MG	RA	3006	1/1	0.92	0.35	7,7,7,7	0

Continued on next page...

Continued from previous page...

Mol	Type	Chain	Res	Atoms	RSCC	RSR	B-factors(Å ²)	Q<0.9
57	MG	RA	3262	1/1	0.92	0.27	38,38,38,38	0
57	MG	RA	3007	1/1	0.92	0.63	22,22,22,22	0
57	MG	RA	3264	1/1	0.92	0.42	50,50,50,50	0
57	MG	RA	3304	1/1	0.92	0.40	29,29,29,29	0
58	PAR	QA	1696	42/42	0.92	0.27	61,61,61,62	0
59	ZN	QN	101	1/1	0.92	0.13	89,89,89,89	0
57	MG	QA	1627	1/1	0.92	0.13	37,37,37,37	0
57	MG	RA	3236	1/1	0.93	0.27	13,13,13,13	0
57	MG	YA	3264	1/1	0.93	0.18	40,40,40,40	0
57	MG	YA	3266	1/1	0.93	0.25	40,40,40,40	0
57	MG	RA	3241	1/1	0.93	0.17	51,51,51,51	0
57	MG	YA	3158	1/1	0.93	0.19	18,18,18,18	0
57	MG	YA	3269	1/1	0.93	0.29	22,22,22,22	0
57	MG	XA	1650	1/1	0.93	0.25	34,34,34,34	0
57	MG	XA	1651	1/1	0.93	0.45	50,50,50,50	0
57	MG	RA	3136	1/1	0.93	0.34	2,2,2,2	0
57	MG	RA	3097	1/1	0.93	0.48	10,10,10,10	0
57	MG	RA	3139	1/1	0.93	0.31	17,17,17,17	0
57	MG	XA	1655	1/1	0.93	0.33	21,21,21,21	0
57	MG	YA	3005	1/1	0.93	0.15	1,1,1,1	0
57	MG	RB	202	1/1	0.93	0.22	59,59,59,59	0
57	MG	QA	1661	1/1	0.93	0.24	5,5,5,5	0
57	MG	RA	3111	1/1	0.93	0.23	22,22,22,22	0
57	MG	YA	3183	1/1	0.93	0.34	21,21,21,21	0
57	MG	RA	3279	1/1	0.93	1.12	54,54,54,54	0
57	MG	QA	1643	1/1	0.93	0.14	28,28,28,28	0
57	MG	RE	302	1/1	0.93	0.26	8,8,8,8	0
57	MG	YA	3290	1/1	0.93	0.59	41,41,41,41	0
57	MG	QA	1665	1/1	0.93	0.23	18,18,18,18	0
57	MG	QA	1685	1/1	0.93	0.42	38,38,38,38	0
57	MG	QA	1633	1/1	0.93	0.12	25,25,25,25	0
57	MG	RA	3182	1/1	0.93	0.16	37,37,37,37	0
57	MG	XA	1675	1/1	0.93	0.47	35,35,35,35	0
57	MG	RA	3286	1/1	0.93	0.14	66,66,66,66	0
57	MG	YA	3077	1/1	0.93	0.29	11,11,11,11	0
57	MG	RA	3004	1/1	0.93	0.27	11,11,11,11	0
57	MG	YA	3081	1/1	0.93	0.37	14,14,14,14	0
57	MG	YA	3083	1/1	0.93	0.18	15,15,15,15	0
57	MG	YA	3086	1/1	0.93	0.36	1,1,1,1	0
57	MG	XA	1681	1/1	0.93	0.48	23,23,23,23	0
57	MG	RA	3288	1/1	0.93	0.44	34,34,34,34	0
57	MG	RA	3259	1/1	0.93	0.28	37,37,37,37	0

Continued on next page...

Continued from previous page...

Mol	Type	Chain	Res	Atoms	RSCC	RSR	B-factors(\AA^2)	Q<0.9
57	MG	YA	3107	1/1	0.93	0.31	1,1,1,1	0
57	MG	RA	3154	1/1	0.93	0.28	23,23,23,23	0
57	MG	XA	1686	1/1	0.93	0.15	53,53,53,53	0
57	MG	QA	1604	1/1	0.93	0.31	5,5,5,5	0
57	MG	YA	3316	1/1	0.93	0.30	28,28,28,28	0
57	MG	YA	3119	1/1	0.93	0.42	15,15,15,15	0
57	MG	YA	3217	1/1	0.93	0.14	43,43,43,43	0
57	MG	QA	1655	1/1	0.93	0.31	24,24,24,24	0
57	MG	XA	1690	1/1	0.93	0.19	48,48,48,48	0
57	MG	XA	1625	1/1	0.93	0.45	16,16,16,16	0
57	MG	RA	3222	1/1	0.93	0.36	18,18,18,18	0
57	MG	YA	3133	1/1	0.93	0.10	0,0,0,0	0
57	MG	QA	1642	1/1	0.93	0.12	37,37,37,37	0
57	MG	RA	3089	1/1	0.93	0.30	17,17,17,17	0
57	MG	RA	3132	1/1	0.93	0.08	46,46,46,46	0
57	MG	XA	1633	1/1	0.93	0.25	28,28,28,28	0
57	MG	YA	3332	1/1	0.93	0.40	32,32,32,32	0
57	MG	YA	3231	1/1	0.93	0.30	4,4,4,4	0
57	MG	YA	3232	1/1	0.93	0.28	6,6,6,6	0
57	MG	YA	3140	1/1	0.93	0.17	47,47,47,47	0
57	MG	XA	1636	1/1	0.93	0.30	52,52,52,52	0
57	MG	RA	3229	1/1	0.93	0.44	3,3,3,3	0
57	MG	YA	3238	1/1	0.93	0.16	34,34,34,34	0
57	MG	XA	1639	1/1	0.93	0.20	6,6,6,6	0
57	MG	XA	1640	1/1	0.93	0.19	24,24,24,24	0
57	MG	QV	101	1/1	0.93	0.32	21,21,21,21	0
57	MG	RA	3135	1/1	0.93	0.12	20,20,20,20	0
57	MG	XA	1708	1/1	0.93	0.35	43,43,43,43	0
57	MG	XA	1646	1/1	0.93	0.51	36,36,36,36	0
57	MG	YA	3257	1/1	0.93	0.41	9,9,9,9	0
57	MG	YA	3153	1/1	0.93	0.20	31,31,31,31	0
57	MG	RA	3069	1/1	0.94	0.29	27,27,27,27	0
57	MG	YA	3157	1/1	0.94	0.12	9,9,9,9	0
57	MG	YA	3262	1/1	0.94	0.59	5,5,5,5	0
57	MG	RA	3071	1/1	0.94	0.28	19,19,19,19	0
57	MG	YA	3160	1/1	0.94	0.16	6,6,6,6	0
57	MG	RA	3219	1/1	0.94	0.17	31,31,31,31	0
57	MG	YA	3007	1/1	0.94	0.24	4,4,4,4	0
57	MG	RA	3307	1/1	0.94	0.87	75,75,75,75	0
57	MG	YA	3020	1/1	0.94	0.46	5,5,5,5	0
57	MG	YA	3171	1/1	0.94	0.47	13,13,13,13	0
57	MG	YA	3172	1/1	0.94	0.12	44,44,44,44	0

Continued on next page...

Continued from previous page...

Mol	Type	Chain	Res	Atoms	RSCC	RSR	B-factors(\AA^2)	Q<0.9
57	MG	RA	3178	1/1	0.94	0.26	25,25,25,25	0
57	MG	RA	3179	1/1	0.94	0.16	15,15,15,15	0
57	MG	RA	3114	1/1	0.94	0.44	17,17,17,17	0
57	MG	YA	3176	1/1	0.94	0.29	41,41,41,41	0
57	MG	RA	3181	1/1	0.94	0.25	28,28,28,28	0
57	MG	RA	3272	1/1	0.94	0.64	48,48,48,48	0
57	MG	YA	3179	1/1	0.94	0.25	19,19,19,19	0
57	MG	XA	1662	1/1	0.94	0.08	20,20,20,20	0
57	MG	YA	3283	1/1	0.94	0.24	34,34,34,34	0
57	MG	YA	3181	1/1	0.94	0.36	15,15,15,15	0
57	MG	YA	3055	1/1	0.94	0.35	9,9,9,9	0
57	MG	QA	1622	1/1	0.94	0.59	42,42,42,42	0
57	MG	YA	3288	1/1	0.94	0.33	38,38,38,38	0
57	MG	RA	3010	1/1	0.94	0.34	37,37,37,37	0
57	MG	QA	1614	1/1	0.94	0.19	29,29,29,29	0
57	MG	RA	3153	1/1	0.94	0.23	19,19,19,19	0
57	MG	RA	3186	1/1	0.94	0.19	34,34,34,34	0
57	MG	RA	3240	1/1	0.94	0.43	20,20,20,20	0
57	MG	QA	1608	1/1	0.94	0.20	45,45,45,45	0
57	MG	YA	3080	1/1	0.94	0.48	9,9,9,9	0
57	MG	XA	1604	1/1	0.94	0.44	19,19,19,19	0
57	MG	RA	3083	1/1	0.94	0.26	2,2,2,2	0
57	MG	XA	1606	1/1	0.94	0.26	17,17,17,17	0
57	MG	QA	1683	1/1	0.94	0.51	37,37,37,37	0
57	MG	YA	3301	1/1	0.94	0.46	52,52,52,52	0
57	MG	XA	1610	1/1	0.94	0.21	13,13,13,13	0
57	MG	YA	3305	1/1	0.94	0.42	42,42,42,42	0
57	MG	RA	3158	1/1	0.94	0.20	52,52,52,52	0
57	MG	RA	3284	1/1	0.94	0.47	32,32,32,32	0
57	MG	YA	3205	1/1	0.94	0.09	56,56,56,56	0
57	MG	YA	3111	1/1	0.94	0.40	25,25,25,25	0
57	MG	YA	3112	1/1	0.94	0.24	1,1,1,1	0
57	MG	XA	1688	1/1	0.94	0.31	30,30,30,30	0
57	MG	XA	1621	1/1	0.94	0.17	30,30,30,30	0
57	MG	XA	1623	1/1	0.94	0.48	14,14,14,14	0
57	MG	RA	3159	1/1	0.94	0.12	28,28,28,28	0
57	MG	YA	3121	1/1	0.94	0.16	19,19,19,19	0
57	MG	RA	3128	1/1	0.94	0.18	12,12,12,12	0
57	MG	RA	3036	1/1	0.94	0.20	2,2,2,2	0
57	MG	RA	3090	1/1	0.94	0.57	9,9,9,9	0
57	MG	QA	1618	1/1	0.94	0.45	20,20,20,20	0
57	MG	YA	3222	1/1	0.94	0.41	25,25,25,25	0

Continued on next page...

Continued from previous page...

Mol	Type	Chain	Res	Atoms	RSCC	RSR	B-factors(Å ²)	Q<0.9
57	MG	YA	3223	1/1	0.94	0.14	27,27,27,27	0
57	MG	YA	3324	1/1	0.94	0.37	28,28,28,28	0
57	MG	YA	3325	1/1	0.94	0.16	47,47,47,47	0
57	MG	XA	1697	1/1	0.94	0.28	19,19,19,19	0
57	MG	RA	3093	1/1	0.94	0.47	11,11,11,11	0
57	MG	XA	1631	1/1	0.94	0.35	12,12,12,12	0
57	MG	RA	3254	1/1	0.94	0.45	60,60,60,60	0
57	MG	YA	3331	1/1	0.94	0.53	43,43,43,43	0
57	MG	XA	1635	1/1	0.94	0.33	11,11,11,11	0
57	MG	RA	3055	1/1	0.94	0.29	28,28,28,28	0
57	MG	YA	3141	1/1	0.94	0.21	29,29,29,29	0
57	MG	RA	3100	1/1	0.94	0.13	2,2,2,2	0
57	MG	RA	3257	1/1	0.94	0.36	58,58,58,58	0
57	MG	RA	3258	1/1	0.94	0.25	26,26,26,26	0
57	MG	YB	202	1/1	0.94	0.23	49,49,49,49	0
57	MG	YA	3145	1/1	0.94	0.14	2,2,2,2	0
57	MG	YE	302	1/1	0.94	0.27	4,4,4,4	0
57	MG	RA	3205	1/1	0.94	0.30	19,19,19,19	0
57	MG	QA	1637	1/1	0.94	0.14	43,43,43,43	0
57	MG	YA	3244	1/1	0.94	0.33	6,6,6,6	0
57	MG	RA	3172	1/1	0.94	0.27	26,26,26,26	0
57	MG	QV	102	1/1	0.94	0.19	11,11,11,11	0
57	MG	RA	3142	1/1	0.94	0.28	11,11,11,11	0
58	PAR	XA	1715	42/42	0.94	0.27	52,52,53,53	0
57	MG	RA	3302	1/1	0.94	0.17	51,51,51,51	0
57	MG	RA	3143	1/1	0.94	0.26	22,22,22,22	0
57	MG	RA	3110	1/1	0.95	0.37	11,11,11,11	0
57	MG	RA	3137	1/1	0.95	0.36	3,3,3,3	0
57	MG	XA	1676	1/1	0.95	0.34	15,15,15,15	0
57	MG	YA	3204	1/1	0.95	0.14	25,25,25,25	0
57	MG	XA	1677	1/1	0.95	0.36	21,21,21,21	0
57	MG	RA	3160	1/1	0.95	0.28	43,43,43,43	0
57	MG	YA	3029	1/1	0.95	0.30	6,6,6,6	0
57	MG	YA	3208	1/1	0.95	0.29	31,31,31,31	0
57	MG	RA	3209	1/1	0.95	0.28	33,33,33,33	0
57	MG	RA	3248	1/1	0.95	0.12	32,32,32,32	0
57	MG	RA	3249	1/1	0.95	0.25	44,44,44,44	0
57	MG	YA	3043	1/1	0.95	0.36	2,2,2,2	0
57	MG	YA	3215	1/1	0.95	0.25	25,25,25,25	0
57	MG	YA	3147	1/1	0.95	0.29	19,19,19,19	0
57	MG	RA	3008	1/1	0.95	0.47	16,16,16,16	0
57	MG	YA	3047	1/1	0.95	0.37	7,7,7,7	0

Continued on next page...

Continued from previous page...

Mol	Type	Chain	Res	Atoms	RSCC	RSR	B-factors(\AA^2)	Q<0.9
57	MG	RA	3009	1/1	0.95	0.16	22,22,22,22	0
57	MG	RA	3050	1/1	0.95	0.44	7,7,7,7	0
57	MG	YA	3303	1/1	0.95	0.37	35,35,35,35	0
57	MG	XA	1638	1/1	0.95	0.13	46,46,46,46	0
57	MG	RA	3087	1/1	0.95	0.20	35,35,35,35	0
57	MG	YA	3059	1/1	0.95	0.26	38,38,38,38	0
57	MG	YA	3060	1/1	0.95	0.26	5,5,5,5	0
57	MG	YA	3065	1/1	0.95	0.17	8,8,8,8	0
57	MG	RA	3189	1/1	0.95	0.18	12,12,12,12	0
57	MG	YA	3159	1/1	0.95	0.23	38,38,38,38	0
57	MG	RA	3215	1/1	0.95	0.24	34,34,34,34	0
57	MG	YA	3161	1/1	0.95	0.43	32,32,32,32	0
57	MG	YA	3315	1/1	0.95	0.36	17,17,17,17	0
57	MG	RA	3218	1/1	0.95	0.54	22,22,22,22	0
57	MG	RA	3052	1/1	0.95	0.35	1,1,1,1	0
57	MG	YA	3167	1/1	0.95	0.27	57,57,57,57	0
57	MG	YA	3168	1/1	0.95	0.12	32,32,32,32	0
57	MG	RA	3220	1/1	0.95	0.34	29,29,29,29	0
57	MG	YA	3240	1/1	0.95	0.43	5,5,5,5	0
57	MG	QA	1612	1/1	0.95	0.43	22,22,22,22	0
57	MG	RA	3146	1/1	0.95	0.21	38,38,38,38	0
57	MG	QA	1694	1/1	0.95	0.26	50,50,50,50	0
57	MG	QA	1629	1/1	0.95	0.21	69,69,69,69	0
57	MG	RA	3292	1/1	0.95	0.78	45,45,45,45	0
57	MG	YA	3327	1/1	0.95	0.19	56,56,56,56	0
57	MG	YA	3089	1/1	0.95	0.27	25,25,25,25	0
57	MG	YA	3095	1/1	0.95	0.24	2,2,2,2	0
57	MG	YA	3097	1/1	0.95	0.39	8,8,8,8	0
57	MG	YA	3098	1/1	0.95	0.55	12,12,12,12	0
57	MG	XA	1700	1/1	0.95	0.18	54,54,54,54	0
57	MG	YA	3333	1/1	0.95	0.38	43,43,43,43	0
57	MG	RA	3016	1/1	0.95	0.30	11,11,11,11	0
57	MG	XA	1703	1/1	0.95	0.20	25,25,25,25	0
57	MG	XA	1607	1/1	0.95	0.07	61,61,61,61	0
57	MG	RA	3017	1/1	0.95	0.32	2,2,2,2	0
57	MG	RA	3023	1/1	0.95	0.31	2,2,2,2	0
57	MG	XA	1613	1/1	0.95	0.08	18,18,18,18	0
57	MG	YB	203	1/1	0.95	0.29	20,20,20,20	0
57	MG	RA	3102	1/1	0.95	0.19	3,3,3,3	0
57	MG	QA	1676	1/1	0.95	0.24	48,48,48,48	0
57	MG	RA	3239	1/1	0.95	0.21	37,37,37,37	0
57	MG	YP	202	1/1	0.95	0.39	29,29,29,29	0

Continued on next page...

Continued from previous page...

Mol	Type	Chain	Res	Atoms	RSCC	RSR	B-factors(\AA^2)	Q<0.9
57	MG	XA	1622	1/1	0.95	0.27	33,33,33,33	0
57	MG	XA	1664	1/1	0.95	0.33	18,18,18,18	0
57	MG	XA	1665	1/1	0.95	0.08	72,72,72,72	0
57	MG	Y5	101	1/1	0.95	0.24	18,18,18,18	0
57	MG	RA	3105	1/1	0.95	0.18	14,14,14,14	0
57	MG	YA	3279	1/1	0.95	0.27	30,30,30,30	0
57	MG	RA	3203	1/1	0.95	0.12	27,27,27,27	0
57	MG	YA	3197	1/1	0.95	0.45	43,43,43,43	0
57	MG	RA	3109	1/1	0.95	0.37	23,23,23,23	0
57	MG	YA	3067	1/1	0.96	0.21	31,31,31,31	0
57	MG	YA	3068	1/1	0.96	0.26	4,4,4,4	0
57	MG	RA	3092	1/1	0.96	0.24	12,12,12,12	0
57	MG	QA	1617	1/1	0.96	0.36	15,15,15,15	0
57	MG	QA	1660	1/1	0.96	0.34	10,10,10,10	0
57	MG	YA	3073	1/1	0.96	0.19	17,17,17,17	0
57	MG	RA	3056	1/1	0.96	0.36	3,3,3,3	0
57	MG	YA	3276	1/1	0.96	0.23	7,7,7,7	0
57	MG	RA	3101	1/1	0.96	0.18	14,14,14,14	0
57	MG	RA	3059	1/1	0.96	0.22	1,1,1,1	0
57	MG	XA	1630	1/1	0.96	0.11	27,27,27,27	0
57	MG	RA	3061	1/1	0.96	0.26	1,1,1,1	0
57	MG	XA	1632	1/1	0.96	0.22	18,18,18,18	0
57	MG	YA	3084	1/1	0.96	0.24	18,18,18,18	0
57	MG	QA	1641	1/1	0.96	0.23	16,16,16,16	0
57	MG	RA	3107	1/1	0.96	0.18	18,18,18,18	0
57	MG	RA	3063	1/1	0.96	0.44	1,1,1,1	0
57	MG	RA	3064	1/1	0.96	0.34	3,3,3,3	0
57	MG	RA	3067	1/1	0.96	0.21	4,4,4,4	0
57	MG	YA	3101	1/1	0.96	0.12	25,25,25,25	0
57	MG	QA	1663	1/1	0.96	0.74	27,27,27,27	0
57	MG	QA	1684	1/1	0.96	0.19	40,40,40,40	0
57	MG	XA	1643	1/1	0.96	0.34	43,43,43,43	0
57	MG	RA	3225	1/1	0.96	0.36	28,28,28,28	0
57	MG	YA	3109	1/1	0.96	0.24	23,23,23,23	0
57	MG	XA	1701	1/1	0.96	0.43	26,26,26,26	0
57	MG	YA	3199	1/1	0.96	0.18	21,21,21,21	0
57	MG	RB	201	1/1	0.96	0.13	59,59,59,59	0
57	MG	YA	3113	1/1	0.96	0.23	4,4,4,4	0
57	MG	RA	3001	1/1	0.96	0.14	7,7,7,7	0
57	MG	XA	1647	1/1	0.96	0.18	53,53,53,53	0
57	MG	RA	3187	1/1	0.96	0.26	56,56,56,56	0
57	MG	YA	3117	1/1	0.96	0.31	12,12,12,12	0

Continued on next page...

Continued from previous page...

Mol	Type	Chain	Res	Atoms	RSCC	RSR	B-factors(\AA^2)	Q<0.9
57	MG	YA	3304	1/1	0.96	0.21	31,31,31,31	0
57	MG	QA	1609	1/1	0.96	0.07	4,4,4,4	0
57	MG	RA	3230	1/1	0.96	0.30	4,4,4,4	0
57	MG	YA	3307	1/1	0.96	0.33	40,40,40,40	0
57	MG	RA	3190	1/1	0.96	0.33	53,53,53,53	0
57	MG	RA	3234	1/1	0.96	0.28	2,2,2,2	0
57	MG	RA	3155	1/1	0.96	0.22	11,11,11,11	0
57	MG	YA	3212	1/1	0.96	0.17	22,22,22,22	0
57	MG	RA	3192	1/1	0.96	0.13	21,21,21,21	0
57	MG	YA	3132	1/1	0.96	0.46	35,35,35,35	0
57	MG	RA	3277	1/1	0.96	0.54	51,51,51,51	0
57	MG	XA	1656	1/1	0.96	0.36	52,52,52,52	0
57	MG	RA	3024	1/1	0.96	0.16	4,4,4,4	0
57	MG	QA	1650	1/1	0.96	0.32	16,16,16,16	0
57	MG	RA	3030	1/1	0.96	0.38	4,4,4,4	0
57	MG	XA	1602	1/1	0.96	0.58	8,8,8,8	0
57	MG	YA	3003	1/1	0.96	0.22	3,3,3,3	0
57	MG	QA	1605	1/1	0.96	0.41	17,17,17,17	0
57	MG	RA	3086	1/1	0.96	0.28	5,5,5,5	0
57	MG	YA	3009	1/1	0.96	0.53	3,3,3,3	0
57	MG	YA	3227	1/1	0.96	0.16	19,19,19,19	0
57	MG	RA	3125	1/1	0.96	0.24	20,20,20,20	0
57	MG	RA	3126	1/1	0.96	0.20	9,9,9,9	0
57	MG	YA	3022	1/1	0.96	0.25	10,10,10,10	0
57	MG	RA	3246	1/1	0.96	0.36	48,48,48,48	0
57	MG	RA	3127	1/1	0.96	0.24	5,5,5,5	0
57	MG	YA	3033	1/1	0.96	0.37	4,4,4,4	0
57	MG	RA	3165	1/1	0.96	0.31	19,19,19,19	0
57	MG	XA	1614	1/1	0.96	0.31	4,4,4,4	0
57	MG	YA	3237	1/1	0.96	0.47	3,3,3,3	0
57	MG	RA	3039	1/1	0.96	0.23	1,1,1,1	0
57	MG	YA	3155	1/1	0.96	0.13	18,18,18,18	0
57	MG	YA	3242	1/1	0.96	0.41	1,1,1,1	0
57	MG	XA	1671	1/1	0.96	0.38	5,5,5,5	0
57	MG	XA	1672	1/1	0.96	0.41	10,10,10,10	0
57	MG	XA	1674	1/1	0.96	0.52	16,16,16,16	0
57	MG	YA	3053	1/1	0.96	0.40	3,3,3,3	0
57	MG	YA	3249	1/1	0.96	0.29	3,3,3,3	0
57	MG	XA	1619	1/1	0.96	0.21	46,46,46,46	0
57	MG	QA	1644	1/1	0.96	0.18	33,33,33,33	0
57	MG	RA	3047	1/1	0.96	0.42	6,6,6,6	0
57	MG	YA	3255	1/1	0.96	0.17	17,17,17,17	0

Continued on next page...

Continued from previous page...

Mol	Type	Chain	Res	Atoms	RSCC	RSR	B-factors(\AA^2)	Q<0.9
57	MG	YA	3163	1/1	0.96	0.14	34,34,34,34	0
57	MG	YA	3260	1/1	0.96	0.33	15,15,15,15	0
57	MG	YA	3164	1/1	0.96	0.18	24,24,24,24	0
57	MG	RA	3049	1/1	0.96	0.15	3,3,3,3	0
57	MG	QA	1632	1/1	0.96	0.28	16,16,16,16	0
57	MG	YA	3061	1/1	0.96	0.30	4,4,4,4	0
57	MG	YA	3062	1/1	0.96	0.29	5,5,5,5	0
57	MG	XA	1680	1/1	0.96	0.35	29,29,29,29	0
57	MG	RA	3070	1/1	0.97	0.38	4,4,4,4	0
57	MG	YA	3254	1/1	0.97	0.20	5,5,5,5	0
57	MG	YA	3048	1/1	0.97	0.32	2,2,2,2	0
57	MG	QA	1613	1/1	0.97	0.40	26,26,26,26	0
57	MG	YA	3258	1/1	0.97	0.35	12,12,12,12	0
57	MG	YA	3259	1/1	0.97	0.16	14,14,14,14	0
57	MG	XA	1682	1/1	0.97	0.28	3,3,3,3	0
57	MG	RA	3038	1/1	0.97	0.23	7,7,7,7	0
57	MG	RA	3073	1/1	0.97	0.17	17,17,17,17	0
57	MG	QA	1671	1/1	0.97	0.18	25,25,25,25	0
57	MG	RA	3076	1/1	0.97	0.24	14,14,14,14	0
57	MG	YA	3265	1/1	0.97	0.18	23,23,23,23	0
57	MG	RA	3079	1/1	0.97	0.28	16,16,16,16	0
57	MG	XA	1634	1/1	0.97	0.67	27,27,27,27	0
57	MG	RA	3163	1/1	0.97	0.28	43,43,43,43	0
57	MG	YA	3063	1/1	0.97	0.23	4,4,4,4	0
57	MG	YA	3165	1/1	0.97	0.25	23,23,23,23	0
57	MG	YA	3064	1/1	0.97	0.26	12,12,12,12	0
57	MG	RA	3041	1/1	0.97	0.21	4,4,4,4	0
57	MG	YA	3066	1/1	0.97	0.42	29,29,29,29	0
57	MG	RA	3206	1/1	0.97	0.55	45,45,45,45	0
57	MG	XA	1692	1/1	0.97	0.30	43,43,43,43	0
57	MG	RA	3120	1/1	0.97	0.34	18,18,18,18	0
57	MG	RA	3123	1/1	0.97	0.16	34,34,34,34	0
57	MG	RA	3081	1/1	0.97	0.20	11,11,11,11	0
57	MG	RA	3014	1/1	0.97	0.52	29,29,29,29	0
57	MG	RA	3169	1/1	0.97	0.35	21,21,21,21	0
57	MG	YA	3075	1/1	0.97	0.48	4,4,4,4	0
57	MG	RA	3045	1/1	0.97	0.26	11,11,11,11	0
57	MG	RA	3084	1/1	0.97	0.29	13,13,13,13	0
57	MG	RA	3085	1/1	0.97	0.27	4,4,4,4	0
57	MG	YA	3286	1/1	0.97	0.10	46,46,46,46	0
57	MG	RA	3046	1/1	0.97	0.29	11,11,11,11	0
57	MG	RA	3130	1/1	0.97	0.32	30,30,30,30	0

Continued on next page...

Continued from previous page...

Mol	Type	Chain	Res	Atoms	RSCC	RSR	B-factors(Å ²)	Q<0.9
57	MG	RA	3131	1/1	0.97	0.39	11,11,11,11	0
57	MG	YA	3184	1/1	0.97	0.10	32,32,32,32	0
57	MG	YA	3085	1/1	0.97	0.32	6,6,6,6	0
57	MG	RA	3005	1/1	0.97	0.43	4,4,4,4	0
57	MG	QA	1659	1/1	0.97	0.32	33,33,33,33	0
57	MG	YA	3090	1/1	0.97	0.22	22,22,22,22	0
57	MG	YA	3092	1/1	0.97	0.42	9,9,9,9	0
57	MG	YA	3093	1/1	0.97	0.20	24,24,24,24	0
57	MG	YA	3094	1/1	0.97	0.27	9,9,9,9	0
57	MG	YA	3298	1/1	0.97	0.21	16,16,16,16	0
57	MG	RA	3018	1/1	0.97	0.11	9,9,9,9	0
57	MG	RA	3019	1/1	0.97	0.26	8,8,8,8	0
57	MG	RA	3224	1/1	0.97	0.24	11,11,11,11	0
57	MG	YA	3100	1/1	0.97	0.43	6,6,6,6	0
57	MG	RA	3054	1/1	0.97	0.33	5,5,5,5	0
57	MG	RA	3020	1/1	0.97	0.26	1,1,1,1	0
57	MG	QA	1654	1/1	0.97	0.31	46,46,46,46	0
57	MG	RA	3228	1/1	0.97	0.34	8,8,8,8	0
57	MG	RA	3095	1/1	0.97	0.43	7,7,7,7	0
57	MG	QA	1634	1/1	0.97	0.10	24,24,24,24	0
57	MG	YA	3110	1/1	0.97	0.12	11,11,11,11	0
57	MG	RA	3060	1/1	0.97	0.27	1,1,1,1	0
57	MG	RA	3232	1/1	0.97	0.19	1,1,1,1	0
57	MG	RA	3233	1/1	0.97	0.10	18,18,18,18	0
57	MG	QA	1662	1/1	0.97	0.30	27,27,27,27	0
57	MG	YA	3004	1/1	0.97	0.30	7,7,7,7	0
57	MG	RA	3028	1/1	0.97	0.31	2,2,2,2	0
57	MG	YA	3006	1/1	0.97	0.36	1,1,1,1	0
57	MG	YA	3118	1/1	0.97	0.30	19,19,19,19	0
57	MG	XA	1615	1/1	0.97	0.41	2,2,2,2	0
57	MG	XA	1616	1/1	0.97	0.27	7,7,7,7	0
57	MG	YA	3123	1/1	0.97	0.14	4,4,4,4	0
57	MG	YA	3010	1/1	0.97	0.29	3,3,3,3	0
57	MG	YA	3012	1/1	0.97	0.40	4,4,4,4	0
57	MG	YA	3219	1/1	0.97	0.17	37,37,37,37	0
57	MG	YA	3126	1/1	0.97	0.29	5,5,5,5	0
57	MG	YA	3127	1/1	0.97	0.10	12,12,12,12	0
57	MG	YA	3014	1/1	0.97	0.26	3,3,3,3	0
57	MG	YA	3129	1/1	0.97	0.08	16,16,16,16	0
57	MG	RA	3188	1/1	0.97	0.13	25,25,25,25	0
57	MG	YA	3131	1/1	0.97	0.16	35,35,35,35	0
57	MG	RA	3029	1/1	0.97	0.34	3,3,3,3	0

Continued on next page...

Continued from previous page...

Mol	Type	Chain	Res	Atoms	RSCC	RSR	B-factors(\AA^2)	Q<0.9
57	MG	QA	1656	1/1	0.97	0.28	39,39,39,39	0
57	MG	YA	3134	1/1	0.97	0.26	17,17,17,17	0
57	MG	YA	3025	1/1	0.97	0.25	6,6,6,6	0
57	MG	YA	3136	1/1	0.97	0.18	2,2,2,2	0
57	MG	YA	3027	1/1	0.97	0.25	2,2,2,2	0
57	MG	YA	3028	1/1	0.97	0.19	3,3,3,3	0
57	MG	XA	1673	1/1	0.97	0.28	36,36,36,36	0
57	MG	YA	3030	1/1	0.97	0.32	7,7,7,7	0
57	MG	RA	3106	1/1	0.97	0.18	16,16,16,16	0
57	MG	YA	3236	1/1	0.97	0.47	6,6,6,6	0
57	MG	RA	3066	1/1	0.97	0.23	1,1,1,1	0
57	MG	RA	3108	1/1	0.97	0.13	7,7,7,7	0
57	MG	YA	3239	1/1	0.97	0.27	10,10,10,10	0
57	MG	YA	3037	1/1	0.97	0.27	3,3,3,3	0
57	MG	YQ	201	1/1	0.97	0.13	152,152,152,152	0
57	MG	YA	3038	1/1	0.97	0.20	24,24,24,24	0
57	MG	YA	3146	1/1	0.97	0.20	5,5,5,5	0
57	MG	YA	3039	1/1	0.97	0.17	2,2,2,2	0
57	MG	RA	3032	1/1	0.97	0.39	28,28,28,28	0
57	MG	YA	3247	1/1	0.97	0.48	3,3,3,3	0
57	MG	YA	3042	1/1	0.97	0.37	12,12,12,12	0
57	MG	RA	3033	1/1	0.97	0.39	4,4,4,4	0
57	MG	RA	3034	1/1	0.97	0.41	4,4,4,4	0
57	MG	YA	3046	1/1	0.97	0.36	3,3,3,3	0
57	MG	YA	3122	1/1	0.98	0.35	5,5,5,5	0
57	MG	RA	3003	1/1	0.98	0.44	3,3,3,3	0
57	MG	XA	1617	1/1	0.98	0.33	4,4,4,4	0
57	MG	RA	3040	1/1	0.98	0.26	1,1,1,1	0
57	MG	YA	3049	1/1	0.98	0.36	2,2,2,2	0
57	MG	RA	3012	1/1	0.98	0.16	2,2,2,2	0
57	MG	YA	3052	1/1	0.98	0.34	14,14,14,14	0
57	MG	RA	3065	1/1	0.98	0.19	3,3,3,3	0
57	MG	RA	3122	1/1	0.98	0.19	25,25,25,25	0
57	MG	RA	3042	1/1	0.98	0.35	23,23,23,23	0
57	MG	RA	3043	1/1	0.98	0.22	5,5,5,5	0
57	MG	YA	3057	1/1	0.98	0.37	4,4,4,4	0
57	MG	YA	3058	1/1	0.98	0.28	7,7,7,7	0
57	MG	XA	1710	1/1	0.98	0.19	29,29,29,29	0
57	MG	RA	3025	1/1	0.98	0.31	3,3,3,3	0
57	MG	RA	3094	1/1	0.98	0.26	13,13,13,13	0
57	MG	QA	1610	1/1	0.98	0.32	13,13,13,13	0
57	MG	YA	3214	1/1	0.98	0.36	4,4,4,4	0

Continued on next page...

Continued from previous page...

Mol	Type	Chain	Res	Atoms	RSCC	RSR	B-factors(\AA^2)	Q<0.9
57	MG	XA	1670	1/1	0.98	0.28	14,14,14,14	0
57	MG	RA	3096	1/1	0.98	0.36	11,11,11,11	0
57	MG	RA	3027	1/1	0.98	0.32	2,2,2,2	0
57	MG	RA	3098	1/1	0.98	0.33	1,1,1,1	0
57	MG	RA	3099	1/1	0.98	0.46	9,9,9,9	0
57	MG	XX	102	1/1	0.98	0.21	14,14,14,14	0
57	MG	YA	3002	1/1	0.98	0.27	1,1,1,1	0
57	MG	QA	1611	1/1	0.98	0.34	2,2,2,2	0
57	MG	RA	3133	1/1	0.98	0.14	32,32,32,32	0
57	MG	YA	3072	1/1	0.98	0.25	2,2,2,2	0
57	MG	RA	3048	1/1	0.98	0.34	1,1,1,1	0
57	MG	RA	3237	1/1	0.98	0.23	32,32,32,32	0
57	MG	RA	3238	1/1	0.98	0.28	43,43,43,43	0
57	MG	YA	3076	1/1	0.98	0.39	14,14,14,14	0
57	MG	YA	3008	1/1	0.98	0.20	3,3,3,3	0
57	MG	RA	3015	1/1	0.98	0.12	1,1,1,1	0
57	MG	RE	301	1/1	0.98	0.23	2,2,2,2	0
57	MG	YA	3011	1/1	0.98	0.32	2,2,2,2	0
57	MG	YA	3082	1/1	0.98	0.32	7,7,7,7	0
57	MG	RA	3074	1/1	0.98	0.32	2,2,2,2	0
57	MG	QA	1674	1/1	0.98	0.24	26,26,26,26	0
57	MG	YA	3015	1/1	0.98	0.31	11,11,11,11	0
57	MG	RA	3031	1/1	0.98	0.36	5,5,5,5	0
57	MG	YA	3087	1/1	0.98	0.26	4,4,4,4	0
57	MG	YA	3088	1/1	0.98	0.35	5,5,5,5	0
57	MG	YA	3018	1/1	0.98	0.39	4,4,4,4	0
57	MG	YA	3241	1/1	0.98	0.42	3,3,3,3	0
57	MG	YA	3019	1/1	0.98	0.41	3,3,3,3	0
57	MG	YA	3091	1/1	0.98	0.33	3,3,3,3	0
57	MG	XA	1641	1/1	0.98	0.23	7,7,7,7	0
57	MG	YA	3245	1/1	0.98	0.34	11,11,11,11	0
57	MG	RA	3077	1/1	0.98	0.25	3,3,3,3	0
57	MG	YA	3023	1/1	0.98	0.48	15,15,15,15	0
57	MG	YA	3024	1/1	0.98	0.33	3,3,3,3	0
57	MG	YA	3096	1/1	0.98	0.12	13,13,13,13	0
57	MG	RA	3078	1/1	0.98	0.26	11,11,11,11	0
57	MG	YA	3026	1/1	0.98	0.47	5,5,5,5	0
57	MG	YA	3099	1/1	0.98	0.37	3,3,3,3	0
57	MG	YA	3253	1/1	0.98	0.35	7,7,7,7	0
57	MG	RA	3141	1/1	0.98	0.48	5,5,5,5	0
57	MG	RA	3053	1/1	0.98	0.31	1,1,1,1	0
57	MG	QA	1615	1/1	0.98	0.07	65,65,65,65	0

Continued on next page...

Continued from previous page...

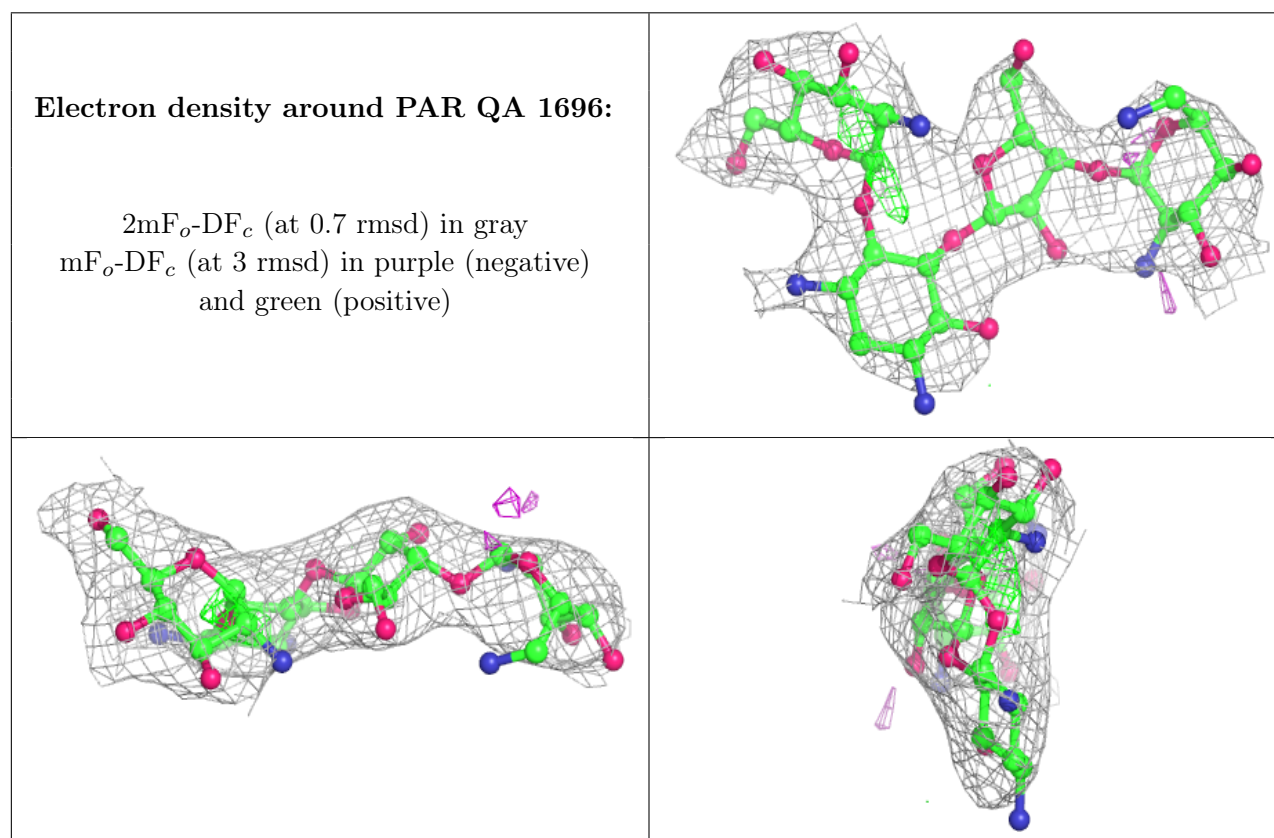
Mol	Type	Chain	Res	Atoms	RSCC	RSR	B-factors(\AA^2)	Q<0.9
57	MG	XA	1603	1/1	0.98	0.26	9,9,9,9	0
57	MG	YA	3031	1/1	0.98	0.61	15,15,15,15	0
57	MG	QA	1646	1/1	0.98	0.16	56,56,56,56	0
57	MG	RA	3145	1/1	0.98	0.23	14,14,14,14	0
57	MG	YA	3182	1/1	0.98	0.08	30,30,30,30	0
57	MG	YE	301	1/1	0.98	0.28	2,2,2,2	0
57	MG	QA	1658	1/1	0.98	0.13	78,78,78,78	0
57	MG	YA	3035	1/1	0.98	0.27	2,2,2,2	0
57	MG	RA	3058	1/1	0.98	0.28	1,1,1,1	0
57	MG	XA	1608	1/1	0.98	0.26	6,6,6,6	0
57	MG	QA	1607	1/1	0.98	0.07	22,22,22,22	0
57	MG	YA	3040	1/1	0.98	0.40	1,1,1,1	0
57	MG	RA	3216	1/1	0.98	0.35	4,4,4,4	0
57	MG	RA	3217	1/1	0.98	0.50	6,6,6,6	0
57	MG	YA	3191	1/1	0.98	0.05	34,34,34,34	0
57	MG	RA	3037	1/1	0.98	0.25	7,7,7,7	0
57	MG	RA	3022	1/1	0.98	0.34	15,15,15,15	0
59	ZN	QD	301	1/1	0.98	0.26	37,37,37,37	0
57	MG	YA	3120	1/1	0.98	0.26	12,12,12,12	0
57	MG	YA	3045	1/1	0.98	0.47	5,5,5,5	0
59	ZN	XN	101	1/1	0.98	0.16	73,73,73,73	0
57	MG	XA	1601	1/1	0.99	0.48	7,7,7,7	0
57	MG	YA	3001	1/1	0.99	0.36	3,3,3,3	0
57	MG	YA	3273	1/1	0.99	0.26	37,37,37,37	0
57	MG	YA	3021	1/1	0.99	0.35	3,3,3,3	0
57	MG	QA	1640	1/1	0.99	0.16	8,8,8,8	0
57	MG	RA	3051	1/1	0.99	0.14	3,3,3,3	0
57	MG	RA	3148	1/1	0.99	0.14	22,22,22,22	0
57	MG	QA	1638	1/1	0.99	0.12	38,38,38,38	0
57	MG	QA	1606	1/1	0.99	0.09	3,3,3,3	0
57	MG	RA	3035	1/1	0.99	0.40	3,3,3,3	0
57	MG	RA	3121	1/1	0.99	0.17	20,20,20,20	0
57	MG	YA	3050	1/1	0.99	0.31	2,2,2,2	0
57	MG	RA	3103	1/1	0.99	0.17	9,9,9,9	0
57	MG	YA	3201	1/1	0.99	0.08	43,43,43,43	0
57	MG	YA	3256	1/1	0.99	0.38	13,13,13,13	0
57	MG	QA	1652	1/1	0.99	0.07	91,91,91,91	0
57	MG	XA	1611	1/1	0.99	0.14	11,11,11,11	0
57	MG	XA	1612	1/1	0.99	0.07	2,2,2,2	0
57	MG	YA	3013	1/1	0.99	0.36	4,4,4,4	0
57	MG	RA	3021	1/1	0.99	0.38	1,1,1,1	0
57	MG	YA	3102	1/1	0.99	0.29	9,9,9,9	0

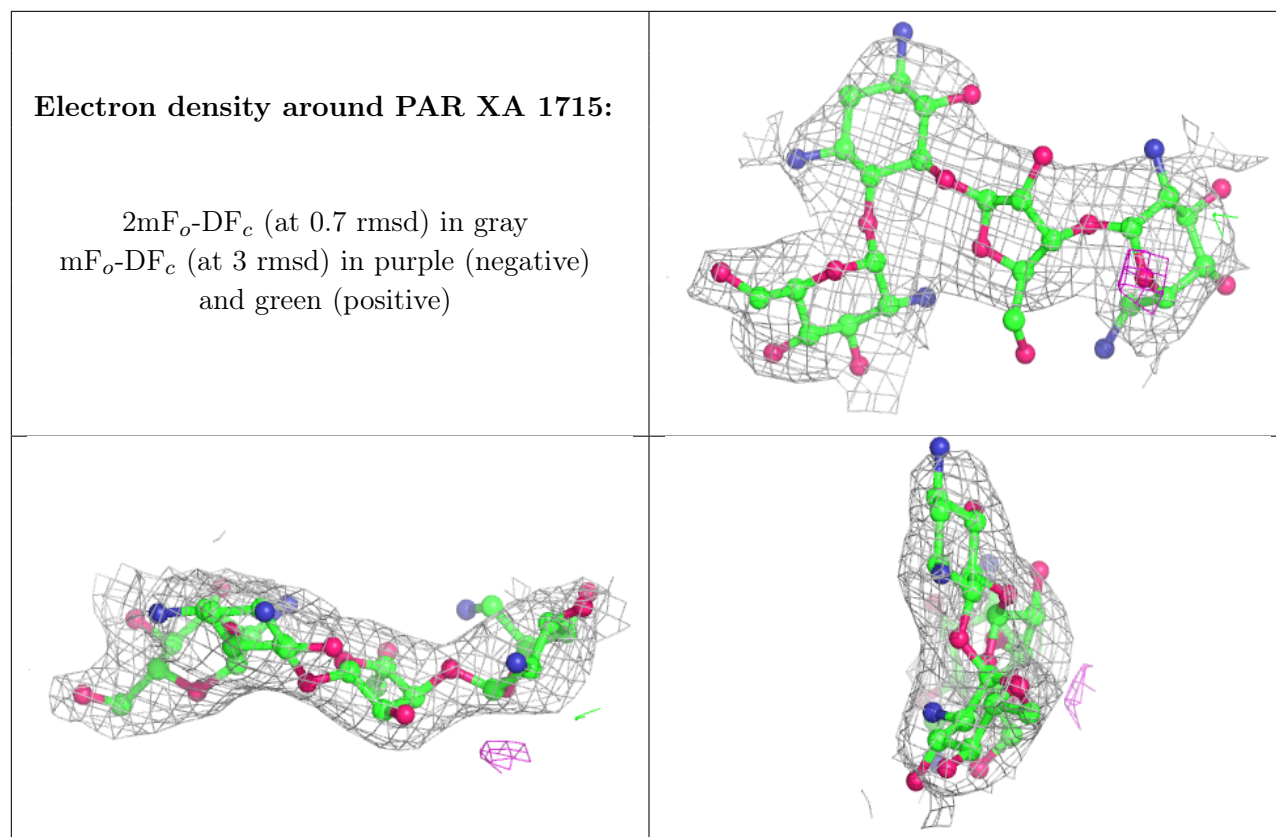
Continued on next page...

Continued from previous page...

Mol	Type	Chain	Res	Atoms	RSCC	RSR	B-factors(\AA^2)	Q<0.9
57	MG	YA	3079	1/1	0.99	0.40	10,10,10,10	0
57	MG	XV	102	1/1	0.99	0.21	10,10,10,10	0
57	MG	YA	3036	1/1	0.99	0.14	2,2,2,2	0
57	MG	YA	3106	1/1	0.99	0.42	1,1,1,1	0
57	MG	XA	1642	1/1	0.99	0.24	9,9,9,9	0
57	MG	YA	3108	1/1	0.99	0.16	15,15,15,15	0
57	MG	YA	3017	1/1	0.99	0.25	13,13,13,13	0
57	MG	RA	3057	1/1	0.99	0.32	9,9,9,9	0

The following is a graphical depiction of the model fit to experimental electron density of all instances of the Ligand of Interest. In addition, ligands with molecular weight > 250 and outliers as shown on the geometry validation Tables will also be included. Each fit is shown from different orientation to approximate a three-dimensional view.





6.5 Other polymers [i](#)

There are no such residues in this entry.