



# Full wwPDB X-ray Structure Validation Report ⓘ

Apr 21, 2024 – 11:21 pm BST

PDB ID : 4AV6  
Title : Crystal structure of Thermotoga maritima sodium pumping membrane integral pyrophosphatase at 4 Å in complex with phosphate and magnesium  
Authors : Kajander, T.; Kellosalo, J.; Kogan, K.; Pokharel, K.; Goldman, A.  
Deposited on : 2012-05-23  
Resolution : 4.00 Å (reported)

This is a Full wwPDB X-ray Structure Validation Report for a publicly released PDB entry.

We welcome your comments at [validation@mail.wwpdb.org](mailto:validation@mail.wwpdb.org)

A user guide is available at

<https://www.wwpdb.org/validation/2017/XrayValidationReportHelp>

with specific help available everywhere you see the ⓘ symbol.

The types of validation reports are described at

<http://www.wwpdb.org/validation/2017/FAQs#types>.

---

The following versions of software and data (see [references ⓘ](#)) were used in the production of this report:

MolProbity : 4.02b-467  
Mogul : 1.8.4, CSD as541be (2020)  
Xtriage (Phenix) : 1.13  
EDS : 2.36.2  
Percentile statistics : 20191225.v01 (using entries in the PDB archive December 25th 2019)  
Refmac : 5.8.0158  
CCP4 : 7.0.044 (Gargrove)  
Ideal geometry (proteins) : Engh & Huber (2001)  
Ideal geometry (DNA, RNA) : Parkinson et al. (1996)  
Validation Pipeline (wwPDB-VP) : 2.36.2

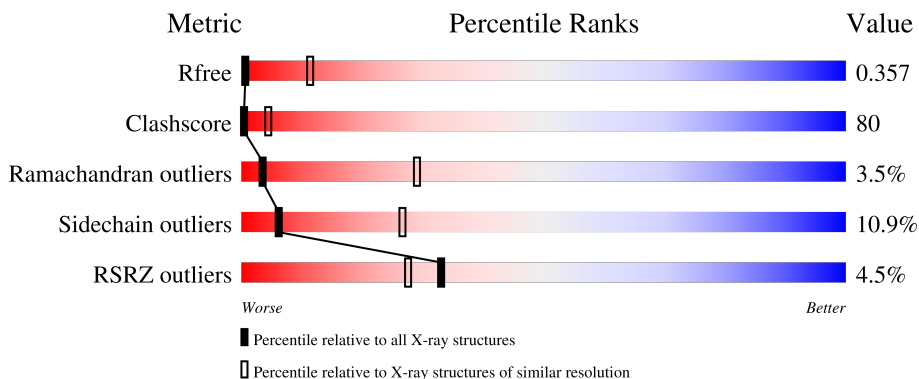
# 1 Overall quality at a glance

The following experimental techniques were used to determine the structure:

*X-RAY DIFFRACTION*

The reported resolution of this entry is 4.00 Å.

Percentile scores (ranging between 0-100) for global validation metrics of the entry are shown in the following graphic. The table shows the number of entries on which the scores are based.



Metric	Whole archive (#Entries)	Similar resolution (#Entries, resolution range(Å))
$R_{free}$	130704	1087 (4.30-3.70)
Clashscore	141614	1148 (4.30-3.70)
Ramachandran outliers	138981	1108 (4.30-3.70)
Sidechain outliers	138945	1099 (4.30-3.70)
RSRZ outliers	127900	1028 (4.34-3.66)

The table below summarises the geometric issues observed across the polymeric chains and their fit to the electron density. The red, orange, yellow and green segments of the lower bar indicate the fraction of residues that contain outliers for  $\geq 3$ , 2, 1 and 0 types of geometric quality criteria respectively. A grey segment represents the fraction of residues that are not modelled. The numeric value for each fraction is indicated below the corresponding segment, with a dot representing fractions  $\leq 5\%$ . The upper red bar (where present) indicates the fraction of residues that have poor fit to the electron density. The numeric value is given above the bar.

Mol	Chain	Length	Quality of chain
1	A	735	 3% 26% 54% 8% • 11%
1	B	735	 5% 28% 51% 8% • 13%

The following table lists non-polymeric compounds, carbohydrate monomers and non-standard residues in protein, DNA, RNA chains that are outliers for geometric or electron-density-fit criteria:

Mol	Type	Chain	Res	Chirality	Geometry	Clashes	Electron density
2	PO4	A	1728	-	-	X	-
2	PO4	B	1728	-	-	X	-

## 2 Entry composition

There are 4 unique types of molecules in this entry. The entry contains 9406 atoms, of which 0 are hydrogens and 0 are deuteriums.

In the tables below, the ZeroOcc column contains the number of atoms modelled with zero occupancy, the AltConf column contains the number of residues with at least one atom in alternate conformation and the Trace column contains the number of residues modelled with at most 2 atoms.

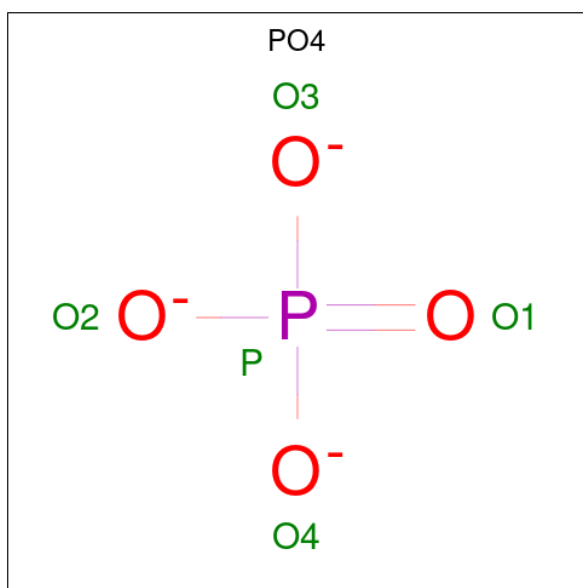
- Molecule 1 is a protein called K(+)-STIMULATED PYROPHOSPHATE-ENERGIZED SODIUM PUMP.

Mol	Chain	Residues	Atoms					ZeroOcc	AltConf	Trace
			Total	C	N	O	S			
1	A	655	4771	3140	742	868	21	0	0	0
1	B	642	4605	3025	718	842	20	0	0	0

There are 24 discrepancies between the modelled and reference sequences:

Chain	Residue	Modelled	Actual	Comment	Reference
A	-8	MET	-	expression tag	UNP Q9S5X0
A	-7	ARG	-	expression tag	UNP Q9S5X0
A	-6	GLY	-	expression tag	UNP Q9S5X0
A	-5	SER	-	expression tag	UNP Q9S5X0
A	-4	HIS	-	expression tag	UNP Q9S5X0
A	-3	HIS	-	expression tag	UNP Q9S5X0
A	-2	HIS	-	expression tag	UNP Q9S5X0
A	-1	HIS	-	expression tag	UNP Q9S5X0
A	0	HIS	-	expression tag	UNP Q9S5X0
A	1	HIS	-	expression tag	UNP Q9S5X0
A	353	LEU	VAL	engineered mutation	UNP Q9S5X0
A	395	GLY	SER	engineered mutation	UNP Q9S5X0
B	-8	MET	-	expression tag	UNP Q9S5X0
B	-7	ARG	-	expression tag	UNP Q9S5X0
B	-6	GLY	-	expression tag	UNP Q9S5X0
B	-5	SER	-	expression tag	UNP Q9S5X0
B	-4	HIS	-	expression tag	UNP Q9S5X0
B	-3	HIS	-	expression tag	UNP Q9S5X0
B	-2	HIS	-	expression tag	UNP Q9S5X0
B	-1	HIS	-	expression tag	UNP Q9S5X0
B	0	HIS	-	expression tag	UNP Q9S5X0
B	1	HIS	-	expression tag	UNP Q9S5X0
B	353	LEU	VAL	engineered mutation	UNP Q9S5X0
B	395	GLY	SER	engineered mutation	UNP Q9S5X0

- Molecule 2 is PHOSPHATE ION (three-letter code: PO4) (formula: O<sub>4</sub>P).



Mol	Chain	Residues	Atoms	ZeroOcc	AltConf
2	A	1	Total O P 5 4 1	0	0
2	A	1	Total O P 5 4 1	0	0
2	B	1	Total O P 5 4 1	0	0
2	B	1	Total O P 5 4 1	0	0

- Molecule 3 is MAGNESIUM ION (three-letter code: MG) (formula: Mg).

Mol	Chain	Residues	Atoms	ZeroOcc	AltConf
3	A	4	Total Mg 4 4	0	0
3	B	4	Total Mg 4 4	0	0

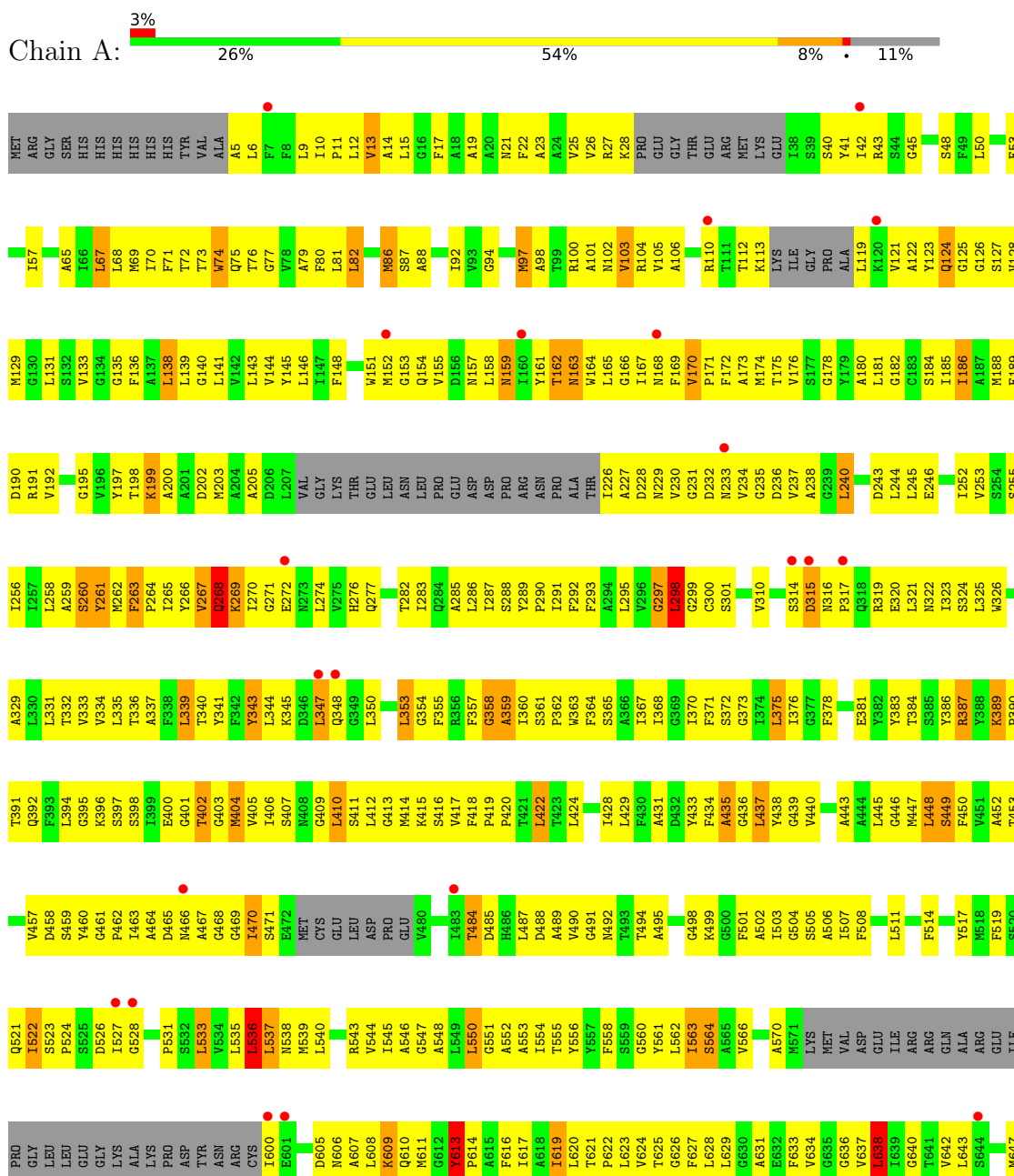
- Molecule 4 is POTASSIUM ION (three-letter code: K) (formula: K).

Mol	Chain	Residues	Atoms	ZeroOcc	AltConf
4	A	1	Total K 1 1	0	0
4	B	1	Total K 1 1	0	0

### 3 Residue-property plots

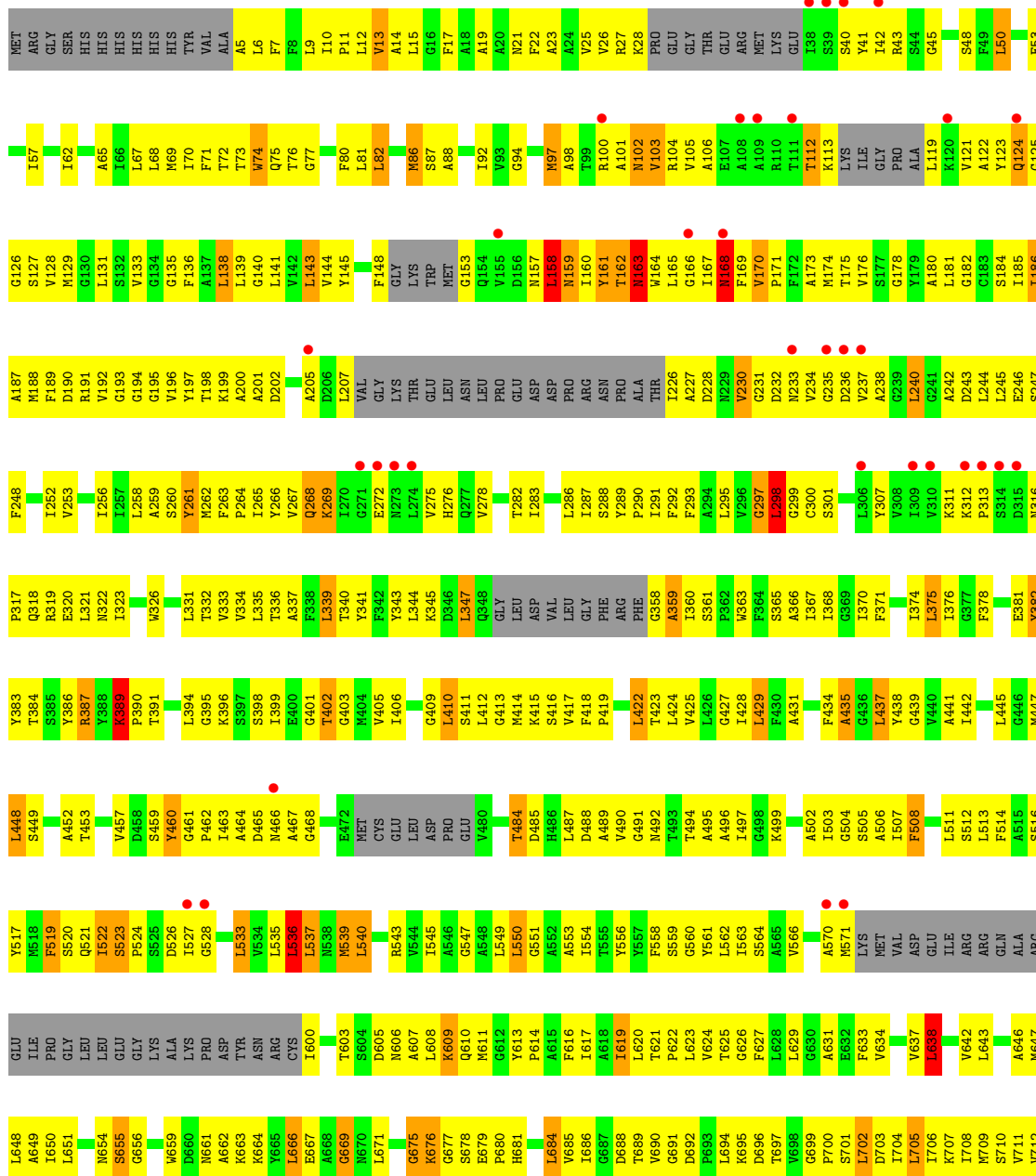
These plots are drawn for all protein, RNA, DNA and oligosaccharide chains in the entry. The first graphic for a chain summarises the proportions of the various outlier classes displayed in the second graphic. The second graphic shows the sequence view annotated by issues in geometry and electron density. Residues are color-coded according to the number of geometric quality criteria for which they contain at least one outlier: green = 0, yellow = 1, orange = 2 and red = 3 or more. A red dot above a residue indicates a poor fit to the electron density ( $RSRZ > 2$ ). Stretches of 2 or more consecutive residues without any outlier are shown as a green connector. Residues present in the sample, but not in the model, are shown in grey.

#### • Molecule 1: K(+)-STIMULATED PYROPHOSPHATE-ENERGIZED SODIUM PUMP





● Molecule 1: K(+)-STIMULATED PYROPHOSPHATE-ENERGIZED SODIUM PUMP



S713	V714	V717	S718	I719	F720	K721	H722	V723	H724	L725	F726
------	------	------	------	------	------	------	------	------	------	------	------



## 4 Data and refinement statistics

Property	Value	Source
Space group	P 1 21 1	Depositor
Cell constants a, b, c, $\alpha$ , $\beta$ , $\gamma$	85.80Å 112.27Å 109.71Å 90.00° 103.00° 90.00°	Depositor
Resolution (Å)	29.83 – 4.00 48.26 – 3.99	Depositor EDS
% Data completeness (in resolution range)	98.9 (29.83-4.00) 98.3 (48.26-3.99)	Depositor EDS
$R_{merge}$	0.09	Depositor
$R_{sym}$	(Not available)	Depositor
$\langle I/\sigma(I) \rangle$ <sup>1</sup>	1.64 (at 4.00Å)	Xtrriage
Refinement program	PHENIX (PHENIX.REFINE)	Depositor
R, $R_{free}$	0.295 , 0.365 0.294 , 0.357	Depositor DCC
$R_{free}$ test set	866 reflections (5.05%)	wwPDB-VP
Wilson B-factor (Å <sup>2</sup> )	178.0	Xtrriage
Anisotropy	0.129	Xtrriage
Bulk solvent $k_{sol}$ (e/Å <sup>3</sup> ), $B_{sol}$ (Å <sup>2</sup> )	0.25 , 187.2	EDS
L-test for twinning <sup>2</sup>	$\langle  L  \rangle = 0.43$ , $\langle L^2 \rangle = 0.26$	Xtrriage
Estimated twinning fraction	No twinning to report.	Xtrriage
$F_o, F_c$ correlation	0.88	EDS
Total number of atoms	9406	wwPDB-VP
Average B, all atoms (Å <sup>2</sup> )	239.0	wwPDB-VP

Xtrriage's analysis on translational NCS is as follows: *The largest off-origin peak in the Patterson function is 6.94% of the height of the origin peak. No significant pseudotranslation is detected.*

<sup>1</sup>Intensities estimated from amplitudes.

<sup>2</sup>Theoretical values of  $\langle |L| \rangle$ ,  $\langle L^2 \rangle$  for acentric reflections are 0.5, 0.333 respectively for untwinned datasets, and 0.375, 0.2 for perfectly twinned datasets.

## 5 Model quality [i](#)

### 5.1 Standard geometry [i](#)

Bond lengths and bond angles in the following residue types are not validated in this section: MG, PO4, K

The Z score for a bond length (or angle) is the number of standard deviations the observed value is removed from the expected value. A bond length (or angle) with  $|Z| > 5$  is considered an outlier worth inspection. RMSZ is the root-mean-square of all Z scores of the bond lengths (or angles).

Mol	Chain	Bond lengths		Bond angles	
		RMSZ	# Z  >5	RMSZ	# Z  >5
1	A	0.53	0/4869	1.03	13/6629 (0.2%)
1	B	0.49	0/4692	1.00	17/6390 (0.3%)
All	All	0.51	0/9561	1.02	30/13019 (0.2%)

Chiral center outliers are detected by calculating the chiral volume of a chiral center and verifying if the center is modelled as a planar moiety or with the opposite hand. A planarity outlier is detected by checking planarity of atoms in a peptide group, atoms in a mainchain group or atoms of a sidechain that are expected to be planar.

Mol	Chain	#Chirality outliers	#Planarity outliers
1	A	1	0

There are no bond length outliers.

All (30) bond angle outliers are listed below:

Mol	Chain	Res	Type	Atoms	Z	Observed(°)	Ideal(°)
1	A	269	LYS	N-CA-CB	14.91	137.44	110.60
1	B	261	TYR	CA-CB-CG	-10.41	93.62	113.40
1	A	536	LEU	CA-CB-CG	9.45	137.04	115.30
1	A	613	TYR	CB-CG-CD2	-8.96	115.62	121.00
1	A	261	TYR	CA-CB-CG	-8.68	96.91	113.40
1	B	536	LEU	CA-CB-CG	8.09	133.91	115.30
1	A	613	TYR	CB-CG-CD1	7.97	125.78	121.00
1	A	261	TYR	CB-CG-CD1	-7.75	116.35	121.00
1	A	268	GLN	N-CA-C	7.54	131.34	111.00
1	B	261	TYR	CB-CG-CD1	-7.43	116.54	121.00
1	B	669	GLY	N-CA-C	-6.43	97.01	113.10
1	A	170	VAL	C-N-CD	6.16	141.33	128.40
1	A	272	GLU	N-CA-C	5.97	127.11	111.00
1	B	638	LEU	CA-CB-CG	5.87	128.80	115.30

*Continued on next page...*

Continued from previous page...

Mol	Chain	Res	Type	Atoms	Z	Observed(°)	Ideal(°)
1	B	158	LEU	CA-CB-CG	5.84	128.74	115.30
1	A	343	TYR	CA-CB-CG	-5.82	102.34	113.40
1	A	638	LEU	CA-CB-CG	5.72	128.45	115.30
1	B	161	TYR	N-CA-C	-5.60	95.89	111.00
1	B	160	ILE	N-CA-C	-5.53	96.07	111.00
1	B	170	VAL	C-N-CD	5.46	139.87	128.40
1	A	261	TYR	CB-CG-CD2	5.43	124.25	121.00
1	B	519	PHE	CB-CG-CD2	-5.38	117.03	120.80
1	B	375	LEU	CA-CB-CG	5.29	127.47	115.30
1	B	513	LEU	CA-CB-CG	5.28	127.44	115.30
1	B	389	LYS	CB-CG-CD	5.25	125.25	111.60
1	B	272	GLU	N-CA-C	5.19	125.02	111.00
1	B	694	LEU	CA-CB-CG	5.17	127.20	115.30
1	A	261	TYR	N-CA-C	5.11	124.79	111.00
1	B	261	TYR	N-CA-C	5.09	124.76	111.00
1	B	298	LEU	CA-CB-CG	5.01	126.82	115.30

All (1) chirality outliers are listed below:

Mol	Chain	Res	Type	Atom
1	A	268	GLN	CA

There are no planarity outliers.

## 5.2 Too-close contacts [i](#)

In the following table, the Non-H and H(model) columns list the number of non-hydrogen atoms and hydrogen atoms in the chain respectively. The H(added) column lists the number of hydrogen atoms added and optimized by MolProbity. The Clashes column lists the number of clashes within the asymmetric unit, whereas Symm-Clashes lists symmetry-related clashes.

Mol	Chain	Non-H	H(model)	H(added)	Clashes	Symm-Clashes
1	A	4771	0	4805	811	0
1	B	4605	0	4619	739	0
2	A	10	0	0	3	0
2	B	10	0	0	4	0
3	A	4	0	0	0	0
3	B	4	0	0	0	0
4	A	1	0	0	0	0
4	B	1	0	0	0	0
All	All	9406	0	9424	1503	0

The all-atom clashscore is defined as the number of clashes found per 1000 atoms (including hydrogen atoms). The all-atom clashscore for this structure is 80.

All (1503) close contacts within the same asymmetric unit are listed below, sorted by their clash magnitude.

Atom-1	Atom-2	Interatomic distance (Å)	Clash overlap (Å)
1:A:674:TYR:CD2	1:A:680:PRO:HG2	1.61	1.35
1:A:170:VAL:HG22	1:A:261:TYR:OH	1.32	1.28
1:B:326:TRP:NE1	1:B:378:PHE:HZ	1.38	1.21
1:A:674:TYR:CE2	1:A:680:PRO:HG2	1.75	1.19
1:B:170:VAL:HG22	1:B:261:TYR:OH	1.37	1.19
1:A:19:ALA:HA	1:A:22:PHE:CE1	1.79	1.17
1:B:19:ALA:HA	1:B:22:PHE:CE1	1.79	1.16
1:B:383:TYR:HA	1:B:390:PRO:HG2	1.22	1.15
1:A:263:PHE:HB3	1:A:283:ILE:CD1	1.75	1.14
1:A:158:LEU:O	1:A:263:PHE:CZ	2.01	1.14
1:A:326:TRP:NE1	1:A:378:PHE:HZ	1.48	1.12
1:A:717:VAL:O	1:A:721:LYS:HG3	1.50	1.12
1:B:521:GLN:HE22	1:B:631:ALA:HB1	1.13	1.12
1:A:321:LEU:HD23	1:A:457:VAL:HG13	1.13	1.11
1:A:263:PHE:CD1	1:A:264:PRO:HD3	1.86	1.10
1:A:383:TYR:HA	1:A:390:PRO:HG2	1.13	1.10
1:A:65:ALA:HB2	1:A:81:LEU:HD21	1.34	1.09
1:B:19:ALA:HA	1:B:22:PHE:HE1	1.07	1.09
1:A:170:VAL:HG22	1:A:261:TYR:CZ	1.86	1.09
1:B:561:TYR:HE2	1:B:614:PRO:HD3	1.18	1.09
1:B:717:VAL:O	1:B:721:LYS:HG3	1.53	1.08
1:B:321:LEU:HD23	1:B:457:VAL:HG13	1.29	1.07
1:B:337:ALA:HB2	1:B:363:TRP:CE2	1.90	1.07
1:A:19:ALA:HA	1:A:22:PHE:HE1	1.06	1.07
1:A:561:TYR:CE2	1:A:614:PRO:HD3	1.90	1.06
1:A:561:TYR:HE2	1:A:614:PRO:HD3	1.01	1.06
1:A:198:THR:HG21	1:A:235:GLY:N	1.71	1.05
1:A:263:PHE:CE1	1:A:264:PRO:HD3	1.91	1.05
1:B:461:GLY:CA	1:B:491:GLY:HA2	1.87	1.05
1:B:65:ALA:HB2	1:B:81:LEU:HD21	1.36	1.05
1:B:198:THR:HG21	1:B:235:GLY:N	1.71	1.05
1:A:619:ILE:HD11	1:A:708:ILE:HG12	1.39	1.04
1:B:233:ASN:O	1:B:237:VAL:HG22	1.57	1.04
1:B:246:GLU:OE1	1:B:704:ILE:HD12	1.57	1.04
1:A:655:SER:OG	1:A:659:TRP:CZ3	2.10	1.04
1:A:468:GLY:HA2	1:A:484:THR:HG23	1.39	1.03
1:B:468:GLY:CA	1:B:484:THR:HG23	1.89	1.03

*Continued on next page...*

*Continued from previous page...*

Atom-1	Atom-2	Interatomic distance (Å)	Clash overlap (Å)
1:A:468:GLY:HA2	1:A:484:THR:CG2	1.89	1.02
1:A:674:TYR:HD2	1:A:680:PRO:HG2	1.22	1.02
1:A:492:ASN:ND2	2:A:1728:PO4:O2	1.91	1.02
1:A:674:TYR:CE2	1:A:680:PRO:CG	2.42	1.02
1:A:65:ALA:CB	1:A:81:LEU:HD21	1.88	1.01
1:A:102:ASN:O	1:A:105:VAL:HG12	1.61	1.01
1:B:73:THR:HG21	1:B:169:PHE:CE2	1.96	1.00
1:B:468:GLY:HA2	1:B:484:THR:HG23	1.39	1.00
1:A:563:ILE:HG21	1:B:411:SER:HB2	1.44	1.00
1:A:536:LEU:HD21	1:B:536:LEU:HD21	1.42	1.00
1:A:332:THR:O	1:A:336:THR:OG1	1.79	1.00
1:A:674:TYR:CD2	1:A:680:PRO:CG	2.45	1.00
1:B:105:VAL:HG11	1:B:467:ALA:HB2	1.39	1.00
1:B:162:THR:HA	1:B:168:ASN:HA	1.42	1.00
1:A:357:PHE:CE2	1:A:361:SER:HA	1.96	0.99
1:A:514:PHE:HZ	1:A:537:LEU:HD12	1.23	0.99
1:B:188:MET:HB2	1:B:704:ILE:HG21	1.40	0.99
1:B:170:VAL:HG22	1:B:261:TYR:CZ	1.98	0.98
1:A:286:LEU:O	1:A:438:TYR:OH	1.79	0.98
1:A:563:ILE:CG2	1:B:411:SER:HB2	1.93	0.98
1:B:461:GLY:HA3	1:B:491:GLY:HA2	1.40	0.98
1:B:65:ALA:CB	1:B:81:LEU:HD21	1.94	0.97
1:B:185:ILE:HG12	1:B:708:ILE:HD11	1.44	0.97
1:A:73:THR:O	1:A:75:GLN:N	1.96	0.97
1:B:561:TYR:CE2	1:B:614:PRO:HD3	1.99	0.97
1:B:102:ASN:O	1:B:105:VAL:HG12	1.64	0.97
1:B:468:GLY:HA2	1:B:484:THR:CG2	1.94	0.97
1:B:73:THR:O	1:B:75:GLN:N	1.97	0.96
1:B:543:ARG:NH1	1:B:629:LEU:O	1.98	0.96
1:A:233:ASN:O	1:A:237:VAL:HG22	1.65	0.96
1:B:556:TYR:CE1	1:B:648:LEU:HD11	2.01	0.96
1:A:464:ALA:HB1	1:A:487:LEU:HB3	1.45	0.95
1:A:711:VAL:O	1:A:714:VAL:HG22	1.64	0.95
1:A:357:PHE:CE2	1:A:364:PHE:HD2	1.84	0.95
1:A:236:ASP:HB2	1:A:462:PRO:HG3	1.47	0.95
1:B:332:THR:O	1:B:336:THR:OG1	1.85	0.94
1:A:411:SER:HB2	1:B:563:ILE:CG2	1.96	0.94
1:A:514:PHE:CZ	1:A:537:LEU:HD12	2.03	0.94
1:A:105:VAL:HG11	1:A:467:ALA:HB2	1.48	0.94
1:A:634:VAL:HG21	1:A:720:PHE:HE1	1.32	0.94
1:B:10:ILE:O	1:B:13:VAL:HG13	1.69	0.93

*Continued on next page...*

*Continued from previous page...*

Atom-1	Atom-2	Interatomic distance (Å)	Clash overlap (Å)
1:A:297:GLY:O	1:A:299:GLY:N	2.01	0.93
1:B:677:GLY:O	1:B:678:SER:OG	1.87	0.93
1:A:188:MET:HB2	1:A:704:ILE:HG21	1.51	0.93
1:A:246:GLU:OE1	1:A:704:ILE:HD12	1.69	0.93
1:B:619:ILE:HD11	1:B:708:ILE:HG12	1.51	0.93
1:A:401:GLY:O	1:A:403:GLY:N	2.01	0.93
1:A:316:ASN:O	1:A:320:GLU:OE1	1.86	0.92
1:B:333:VAL:O	1:B:363:TRP:NE1	2.00	0.92
1:A:73:THR:HG21	1:A:169:PHE:CE2	2.04	0.92
1:A:411:SER:HB2	1:B:563:ILE:HG21	1.48	0.92
1:B:634:VAL:HG21	1:B:720:PHE:HE1	1.33	0.91
1:B:399:ILE:HA	1:B:680:PRO:HG3	1.50	0.91
1:A:72:THR:O	1:A:163:ASN:ND2	2.02	0.91
1:A:198:THR:HG21	1:A:235:GLY:H	1.32	0.91
1:B:326:TRP:NE1	1:B:378:PHE:CZ	2.26	0.90
1:A:169:PHE:HE1	1:A:171:PRO:HA	1.36	0.90
1:B:409:GLY:HA3	1:B:659:TRP:CZ2	2.07	0.90
1:B:462:PRO:HA	1:B:465:ASP:HB3	1.54	0.90
1:A:262:MET:HG2	1:A:353:LEU:HD22	1.52	0.90
1:A:720:PHE:HA	1:A:723:VAL:HG12	1.51	0.90
1:B:316:ASN:O	1:B:320:GLU:OE1	1.90	0.90
1:B:401:GLY:O	1:B:403:GLY:N	2.05	0.90
1:B:711:VAL:O	1:B:714:VAL:HG22	1.70	0.90
1:B:170:VAL:HG22	1:B:261:TYR:HH	1.32	0.90
1:B:170:VAL:HB	1:B:173:ALA:HB3	1.54	0.90
1:A:499:LYS:HE2	1:A:695:LYS:O	1.72	0.89
1:B:68:LEU:HD21	1:B:76:THR:HB	1.54	0.89
1:A:170:VAL:CG2	1:A:261:TYR:CE2	2.54	0.89
1:A:638:LEU:O	1:A:642:VAL:HG23	1.71	0.89
1:A:656:GLY:CA	1:A:695:LYS:HD3	2.02	0.89
1:A:263:PHE:CD1	1:A:264:PRO:CD	2.56	0.88
1:A:622:PRO:HB3	1:A:713:SER:OG	1.74	0.88
1:B:170:VAL:HG21	1:B:261:TYR:CE2	2.08	0.88
1:A:461:GLY:CA	1:A:491:GLY:HA2	2.04	0.88
1:B:414:MET:HG3	1:B:651:LEU:HD21	1.55	0.88
1:B:363:TRP:CZ2	1:B:367:ILE:HD11	2.08	0.87
1:A:666:LEU:C	1:A:666:LEU:HD13	1.95	0.87
1:A:468:GLY:CA	1:A:484:THR:HG23	2.05	0.86
1:B:622:PRO:HB3	1:B:713:SER:OG	1.76	0.86
1:A:10:ILE:O	1:A:13:VAL:HG13	1.75	0.86
1:A:333:VAL:HG13	1:A:367:ILE:HD11	1.56	0.86

*Continued on next page...*

*Continued from previous page...*

Atom-1	Atom-2	Interatomic distance (Å)	Clash overlap (Å)
1:B:297:GLY:O	1:B:299:GLY:N	2.08	0.86
1:A:666:LEU:HB3	1:A:684:LEU:HD23	1.56	0.86
1:B:720:PHE:HA	1:B:723:VAL:HG12	1.56	0.86
1:B:180:ALA:HB2	1:B:253:VAL:HG21	1.57	0.85
1:B:464:ALA:HB1	1:B:487:LEU:HB3	1.56	0.85
1:B:521:GLN:NE2	1:B:631:ALA:HB1	1.90	0.85
1:B:25:VAL:HG21	1:B:124:GLN:HB3	1.59	0.85
1:B:170:VAL:CG2	1:B:261:TYR:CE2	2.59	0.85
1:A:68:LEU:HD21	1:A:76:THR:HB	1.57	0.85
1:A:489:ALA:HA	1:A:661:ASN:HD21	1.42	0.85
1:B:169:PHE:HB2	1:B:174:MET:HE3	1.56	0.85
1:A:170:VAL:HG21	1:A:261:TYR:CE2	2.12	0.85
1:A:424:LEU:O	1:A:428:ILE:HD13	1.76	0.85
1:A:561:TYR:HE2	1:A:614:PRO:CD	1.89	0.85
1:A:656:GLY:HA3	1:A:695:LYS:CD	2.07	0.85
1:B:666:LEU:HD13	1:B:666:LEU:C	1.98	0.85
1:A:517:TYR:OH	1:A:634:VAL:HG23	1.77	0.84
1:B:161:TYR:CD2	1:B:169:PHE:CE2	2.65	0.84
1:A:503:ILE:O	1:A:507:ILE:HD12	1.77	0.84
1:A:161:TYR:CD2	1:A:169:PHE:CE2	2.65	0.84
1:B:169:PHE:HE1	1:B:171:PRO:HA	1.41	0.84
1:A:409:GLY:HA3	1:A:659:TRP:CZ2	2.13	0.84
1:B:492:ASN:ND2	2:B:1728:PO4:O2	2.11	0.84
1:A:227:ALA:O	1:A:230:VAL:HG22	1.76	0.83
1:A:263:PHE:HB3	1:A:283:ILE:HD11	1.59	0.83
1:A:326:TRP:HE1	1:A:378:PHE:HZ	0.98	0.83
1:B:268:GLN:CB	1:B:275:VAL:HB	2.07	0.83
1:A:169:PHE:HB2	1:A:174:MET:HE3	1.60	0.83
1:A:263:PHE:HB3	1:A:283:ILE:HD13	1.59	0.83
1:B:395:GLY:O	1:B:398:SER:OG	1.97	0.83
1:A:22:PHE:HA	1:A:97:MET:CE	2.07	0.82
1:A:503:ILE:HG12	1:A:703:ASP:OD1	1.78	0.82
1:A:545:ILE:HG13	1:B:511:LEU:HD21	1.59	0.82
1:B:663:LYS:HA	1:B:684:LEU:HB3	1.62	0.82
1:A:25:VAL:HG21	1:A:124:GLN:HB3	1.60	0.81
1:B:526:ASP:O	1:B:528:GLY:N	2.13	0.81
1:A:198:THR:HG22	1:A:231:GLY:HA2	1.62	0.81
1:A:536:LEU:CD2	1:B:536:LEU:HD21	2.10	0.81
1:B:105:VAL:HA	1:B:121:VAL:HG11	1.62	0.81
1:A:167:ILE:HG23	1:A:718:SER:HB3	1.62	0.81
1:A:263:PHE:CZ	1:A:264:PRO:HD3	2.15	0.81

*Continued on next page...*



*Continued from previous page...*

Atom-1	Atom-2	Interatomic distance (Å)	Clash overlap (Å)
1:B:163:ASN:HD21	1:B:164:TRP:HD1	1.26	0.81
1:A:355:PHE:CE2	1:A:362:PRO:HD3	2.16	0.81
1:A:656:GLY:CA	1:A:695:LYS:CD	2.59	0.81
1:B:321:LEU:CD2	1:B:457:VAL:HG13	2.08	0.81
1:B:506:ALA:HB1	1:B:706:ILE:HD11	1.60	0.81
1:A:167:ILE:HG23	1:A:718:SER:CB	2.11	0.80
1:A:42:ILE:HD12	1:A:43:ARG:N	1.96	0.80
1:A:205:ALA:HB2	1:A:228:ASP:HB2	1.64	0.80
1:A:656:GLY:HA3	1:A:695:LYS:HB3	1.61	0.80
1:B:666:LEU:HB3	1:B:684:LEU:HD23	1.63	0.80
1:A:22:PHE:HA	1:A:97:MET:HE1	1.62	0.80
1:A:170:VAL:HG11	1:A:173:ALA:CB	2.12	0.80
1:B:244:LEU:CD2	1:B:502:ALA:HB2	2.12	0.80
1:A:105:VAL:HA	1:A:121:VAL:HG11	1.62	0.80
1:B:608:LEU:HD23	1:B:611:MET:HE2	1.64	0.80
1:A:350:LEU:HD22	1:A:355:PHE:CD2	2.17	0.80
1:A:14:ALA:O	1:A:17:PHE:HB3	1.82	0.80
1:B:522:ILE:HG23	1:B:522:ILE:O	1.82	0.79
1:B:617:ILE:O	1:B:621:THR:OG1	2.00	0.79
1:A:162:THR:HA	1:A:168:ASN:HA	1.64	0.79
1:A:461:GLY:HA3	1:A:491:GLY:HA2	1.62	0.79
1:A:719:ILE:HG22	1:A:723:VAL:HG11	1.65	0.79
1:A:226:ILE:HG22	1:A:227:ALA:N	1.96	0.79
1:A:357:PHE:CZ	1:A:361:SER:HA	2.16	0.79
1:B:105:VAL:CG1	1:B:467:ALA:HB2	2.10	0.79
1:B:556:TYR:HE1	1:B:648:LEU:HD11	1.47	0.79
1:B:282:THR:HG23	1:B:347:LEU:HB3	1.64	0.79
1:A:321:LEU:CD2	1:A:457:VAL:HG13	2.06	0.79
1:A:414:MET:HG3	1:A:651:LEU:HD21	1.64	0.79
1:A:282:THR:HA	1:A:347:LEU:HD12	1.65	0.79
1:A:169:PHE:CE1	1:A:171:PRO:HA	2.17	0.79
1:B:42:ILE:HD12	1:B:43:ARG:N	1.98	0.79
1:A:550:LEU:HD13	1:A:554:ILE:HD11	1.66	0.78
1:A:73:THR:HG21	1:A:169:PHE:CD2	2.18	0.78
1:A:521:GLN:HE22	1:A:631:ALA:HB1	1.46	0.78
1:A:170:VAL:CG2	1:A:261:TYR:CZ	2.65	0.78
1:B:198:THR:HG21	1:B:235:GLY:CA	2.14	0.78
1:B:72:THR:O	1:B:163:ASN:ND2	2.16	0.78
1:B:73:THR:HG21	1:B:169:PHE:CD2	2.18	0.78
1:B:127:SER:O	1:B:131:LEU:HD13	1.83	0.78
1:B:634:VAL:HG21	1:B:720:PHE:CE1	2.18	0.78

*Continued on next page...*



*Continued from previous page...*

Atom-1	Atom-2	Interatomic distance (Å)	Clash overlap (Å)
1:B:22:PHE:HA	1:B:97:MET:CE	2.14	0.77
1:A:333:VAL:O	1:A:363:TRP:NE1	2.16	0.77
1:A:357:PHE:HE2	1:A:360:ILE:HG23	1.49	0.77
1:A:521:GLN:NE2	1:A:631:ALA:HB1	2.00	0.77
1:A:663:LYS:HA	1:A:684:LEU:HB3	1.65	0.77
1:A:161:TYR:HD2	1:A:169:PHE:CE2	2.01	0.77
1:B:289:TYR:HB2	1:B:344:LEU:HD21	1.65	0.77
1:B:460:TYR:O	1:B:463:ILE:HG22	1.84	0.77
1:B:244:LEU:HD23	1:B:502:ALA:HB2	1.65	0.77
1:B:424:LEU:O	1:B:428:ILE:HD13	1.84	0.77
1:A:226:ILE:HG22	1:A:227:ALA:H	1.50	0.77
1:B:666:LEU:HD11	1:B:681:HIS:HB2	1.67	0.77
1:A:259:ALA:C	1:A:261:TYR:H	1.87	0.77
1:A:445:LEU:O	1:A:449:SER:N	2.18	0.77
1:B:170:VAL:CB	1:B:173:ALA:HB3	2.14	0.77
1:A:337:ALA:HB2	1:A:363:TRP:CE2	2.19	0.77
1:A:634:VAL:HG21	1:A:720:PHE:CE1	2.18	0.77
1:B:686:ILE:O	1:B:690:VAL:HG23	1.84	0.77
1:A:357:PHE:CE1	1:A:434:PHE:HB3	2.20	0.77
1:A:424:LEU:HD21	1:A:447:MET:HE1	1.66	0.77
1:A:170:VAL:O	1:A:171:PRO:C	2.22	0.76
1:A:263:PHE:CG	1:A:264:PRO:HD3	2.20	0.76
1:A:357:PHE:CZ	1:A:364:PHE:HD2	2.02	0.76
1:A:547:GLY:O	1:A:637:VAL:HA	1.85	0.76
1:B:14:ALA:O	1:B:17:PHE:HB3	1.83	0.76
1:A:21:ASN:HB3	1:A:124:GLN:OE1	1.86	0.76
1:A:666:LEU:HD11	1:A:681:HIS:HB2	1.68	0.76
1:B:317:PRO:O	1:B:321:LEU:HD13	1.85	0.76
1:B:521:GLN:HE22	1:B:631:ALA:CB	1.97	0.76
1:A:556:TYR:CE1	1:A:648:LEU:HD11	2.19	0.76
1:B:489:ALA:HA	1:B:661:ASN:HD21	1.50	0.76
1:A:237:VAL:HG23	1:A:238:ALA:N	1.99	0.76
1:A:289:TYR:HB2	1:A:344:LEU:HD21	1.66	0.76
1:A:236:ASP:HB2	1:A:462:PRO:CG	2.15	0.76
1:B:73:THR:HG21	1:B:169:PHE:CZ	2.21	0.75
1:B:169:PHE:CE1	1:B:171:PRO:HA	2.21	0.75
1:B:301:SER:HB2	1:B:452:ALA:HB3	1.66	0.75
1:A:298:LEU:HD12	1:A:299:GLY:N	2.01	0.75
1:A:357:PHE:CE2	1:A:360:ILE:HG23	2.22	0.75
1:B:396:LYS:HG2	1:B:671:LEU:CD2	2.16	0.75
1:A:259:ALA:O	1:A:261:TYR:N	2.20	0.75

*Continued on next page...*

*Continued from previous page...*

Atom-1	Atom-2	Interatomic distance (Å)	Clash overlap (Å)
1:B:236:ASP:HB2	1:B:462:PRO:CG	2.17	0.75
1:B:560:GLY:O	1:B:563:ILE:HG22	1.87	0.75
1:A:97:MET:CG	1:A:125:GLY:HA2	2.16	0.75
1:B:666:LEU:HD11	1:B:681:HIS:CB	2.17	0.75
1:A:288:SER:HA	1:A:291:ILE:HD12	1.67	0.75
1:A:394:LEU:HD21	1:A:659:TRP:CD1	2.22	0.75
1:B:170:VAL:O	1:B:171:PRO:C	2.21	0.75
1:B:237:VAL:HG23	1:B:238:ALA:N	2.02	0.75
1:B:719:ILE:HG22	1:B:723:VAL:HG11	1.67	0.75
1:A:127:SER:O	1:A:131:LEU:HD13	1.87	0.74
1:A:526:ASP:O	1:A:528:GLY:N	2.20	0.74
1:B:402:THR:O	1:B:405:VAL:HG22	1.86	0.74
1:B:236:ASP:HB2	1:B:462:PRO:HG3	1.67	0.74
1:A:326:TRP:NE1	1:A:378:PHE:CZ	2.33	0.74
1:A:464:ALA:O	1:A:467:ALA:HB3	1.87	0.74
1:A:121:VAL:HG13	1:A:122:ALA:H	1.53	0.74
1:B:161:TYR:HD2	1:B:169:PHE:CE2	2.04	0.74
1:B:358:GLY:N	1:B:361:SER:HG	1.85	0.74
1:B:561:TYR:HE2	1:B:614:PRO:CD	1.97	0.74
1:B:76:THR:HG23	1:B:174:MET:O	1.88	0.74
1:B:461:GLY:HA2	1:B:491:GLY:HA2	1.66	0.74
1:B:710:SER:O	1:B:714:VAL:HG13	1.86	0.74
1:B:268:GLN:O	1:B:269:LYS:CB	2.35	0.74
1:A:617:ILE:O	1:A:621:THR:OG1	2.04	0.74
1:B:22:PHE:HB3	1:B:128:VAL:HG21	1.69	0.74
1:B:97:MET:CG	1:B:125:GLY:HA2	2.17	0.74
1:B:247:SER:OG	1:B:707:LYS:NZ	2.16	0.73
1:A:22:PHE:HB3	1:A:128:VAL:HG21	1.69	0.73
1:A:357:PHE:CE2	1:A:364:PHE:CD2	2.73	0.73
1:A:386:TYR:O	1:A:387:ARG:CB	2.35	0.73
1:B:460:TYR:CE1	1:B:490:VAL:CG1	2.71	0.73
1:A:129:MET:HE1	1:A:237:VAL:HB	1.70	0.73
1:A:674:TYR:HE2	1:A:680:PRO:CG	1.94	0.73
1:A:460:TYR:O	1:A:463:ILE:HG22	1.88	0.73
1:A:710:SER:O	1:A:714:VAL:HG13	1.88	0.73
1:B:521:GLN:HG2	1:B:721:LYS:HG2	1.70	0.73
1:A:298:LEU:HD12	1:A:299:GLY:H	1.52	0.73
1:B:259:ALA:O	1:B:261:TYR:N	2.22	0.73
1:A:290:PRO:HD3	1:A:438:TYR:OH	1.88	0.73
1:B:429:LEU:N	1:B:429:LEU:HD23	2.03	0.73
1:A:297:GLY:O	1:A:300:CYS:N	2.19	0.73

*Continued on next page...*

*Continued from previous page...*

Atom-1	Atom-2	Interatomic distance (Å)	Clash overlap (Å)
1:B:170:VAL:HG21	1:B:261:TYR:HE2	1.51	0.73
1:B:170:VAL:CG2	1:B:261:TYR:CZ	2.70	0.73
1:B:461:GLY:CA	1:B:491:GLY:CA	2.66	0.73
1:B:233:ASN:HD21	1:B:466:ASN:HD22	1.37	0.72
1:A:666:LEU:HD11	1:A:681:HIS:CB	2.19	0.72
1:A:686:ILE:O	1:A:690:VAL:HG23	1.89	0.72
1:A:5:ALA:O	1:A:9:LEU:HD12	1.89	0.72
1:A:262:MET:HG3	1:A:266:TYR:CD2	2.25	0.72
1:A:102:ASN:HD21	1:A:466:ASN:ND2	1.87	0.72
1:A:700:PRO:O	1:A:703:ASP:HB2	1.90	0.72
1:B:514:PHE:HZ	1:B:537:LEU:HD12	1.53	0.72
1:A:489:ALA:HA	1:A:661:ASN:ND2	2.05	0.72
1:A:522:ILE:O	1:A:522:ILE:HG23	1.89	0.72
1:B:396:LYS:HG2	1:B:671:LEU:HD21	1.71	0.72
1:B:396:LYS:O	1:B:399:ILE:HG12	1.89	0.72
1:A:317:PRO:O	1:A:321:LEU:HD13	1.89	0.72
1:A:192:VAL:HG13	1:A:562:LEU:HD21	1.69	0.72
1:A:619:ILE:HG22	1:A:620:LEU:HD12	1.72	0.72
1:B:268:GLN:N	1:B:275:VAL:O	2.17	0.72
1:A:105:VAL:CG1	1:A:467:ALA:HB2	2.20	0.72
1:B:536:LEU:HD13	1:B:536:LEU:O	1.89	0.72
1:B:167:ILE:HG23	1:B:718:SER:CB	2.20	0.71
1:B:558:PHE:CE1	1:B:562:LEU:HD11	2.25	0.71
1:B:86:MET:HE2	1:B:140:GLY:H	1.55	0.71
1:B:613:TYR:O	1:B:617:ILE:HG13	1.91	0.71
1:A:19:ALA:CA	1:A:22:PHE:CE1	2.69	0.71
1:A:511:LEU:HD21	1:B:545:ILE:HG13	1.72	0.71
1:B:322:ASN:ND2	1:B:381:GLU:OE1	2.21	0.71
1:B:621:THR:O	1:B:625:THR:OG1	2.05	0.71
1:A:45:GLY:HA2	1:A:600:ILE:HD13	1.73	0.71
1:A:357:PHE:HE1	1:A:434:PHE:HB3	1.55	0.71
1:A:647:MET:CE	1:B:553:ALA:HA	2.20	0.71
1:B:386:TYR:HB3	1:B:391:THR:HG21	1.73	0.71
1:A:129:MET:SD	1:A:459:SER:HB2	2.30	0.71
1:B:129:MET:SD	1:B:459:SER:HB2	2.30	0.71
1:B:198:THR:HG21	1:B:235:GLY:H	1.53	0.71
1:A:236:ASP:CB	1:A:462:PRO:HG3	2.21	0.70
1:B:700:PRO:O	1:B:703:ASP:HB2	1.91	0.70
1:A:170:VAL:HG21	1:A:261:TYR:HE2	1.55	0.70
1:B:307:TYR:O	1:B:311:LYS:CB	2.38	0.70
1:B:191:ARG:O	1:B:195:GLY:N	2.24	0.70

*Continued on next page...*

*Continued from previous page...*

Atom-1	Atom-2	Interatomic distance (Å)	Clash overlap (Å)
1:B:394:LEU:HD21	1:B:659:TRP:CD1	2.26	0.70
1:A:170:VAL:HG11	1:A:173:ALA:HB3	1.72	0.70
1:B:259:ALA:C	1:B:261:TYR:H	1.93	0.70
1:B:386:TYR:HB3	1:B:391:THR:CG2	2.22	0.70
1:B:492:ASN:ND2	2:B:1728:PO4:O4	2.24	0.70
1:B:97:MET:HG2	1:B:128:VAL:CG2	2.21	0.70
1:B:492:ASN:ND2	2:B:1728:PO4:P	2.64	0.70
1:A:461:GLY:HA2	1:A:491:GLY:HA2	1.72	0.70
1:B:188:MET:CB	1:B:704:ILE:HG21	2.17	0.70
1:B:448:LEU:HD22	1:B:505:SER:OG	1.92	0.70
1:A:68:LEU:HD23	1:A:72:THR:OG1	1.92	0.70
1:A:185:ILE:HG12	1:A:708:ILE:HD11	1.74	0.70
1:B:521:GLN:O	1:B:523:SER:N	2.19	0.70
1:B:383:TYR:CA	1:B:390:PRO:HG2	2.12	0.70
1:A:170:VAL:CG1	1:A:173:ALA:HB3	2.20	0.69
1:B:194:GLY:O	1:B:198:THR:HG23	1.91	0.69
1:A:162:THR:O	1:A:162:THR:OG1	2.05	0.69
1:A:191:ARG:HH22	1:A:240:LEU:HD23	1.57	0.69
1:A:158:LEU:O	1:A:263:PHE:CE2	2.44	0.69
1:A:170:VAL:CB	1:A:173:ALA:HB3	2.22	0.69
1:A:418:PHE:HB3	1:A:419:PRO:HD3	1.73	0.69
1:B:333:VAL:HG13	1:B:367:ILE:HD11	1.73	0.69
1:A:69:MET:HE2	1:A:74:TRP:HB2	1.73	0.69
1:B:5:ALA:O	1:B:9:LEU:HD12	1.91	0.69
1:B:21:ASN:HB3	1:B:124:GLN:OE1	1.93	0.69
1:B:290:PRO:HD3	1:B:438:TYR:OH	1.93	0.69
1:A:546:ALA:HB1	1:B:425:VAL:HG13	1.73	0.69
1:A:674:TYR:CE2	1:A:680:PRO:HG3	2.28	0.69
1:B:126:GLY:HA2	1:B:459:SER:OG	1.91	0.69
1:B:468:GLY:HA2	1:B:484:THR:OG1	1.92	0.69
1:B:521:GLN:HG2	1:B:721:LYS:CD	2.22	0.69
1:A:334:VAL:HG13	1:A:335:LEU:N	2.07	0.69
1:A:606:ASN:O	1:A:610:GLN:HB3	1.93	0.69
1:A:717:VAL:HG22	1:A:721:LYS:CG	2.22	0.69
1:B:86:MET:HE2	1:B:140:GLY:N	2.07	0.69
1:B:550:LEU:O	1:B:554:ILE:HD12	1.93	0.69
1:A:261:TYR:CD1	1:A:519:PHE:CE1	2.81	0.69
1:A:656:GLY:HA3	1:A:695:LYS:CB	2.23	0.69
1:B:383:TYR:HA	1:B:390:PRO:CG	2.12	0.69
1:B:514:PHE:CZ	1:B:537:LEU:HD12	2.28	0.69
1:B:562:LEU:O	1:B:566:VAL:HG23	1.92	0.69

*Continued on next page...*

*Continued from previous page...*

Atom-1	Atom-2	Interatomic distance (Å)	Clash overlap (Å)
1:B:185:ILE:HG12	1:B:708:ILE:CD1	2.23	0.68
1:A:619:ILE:CD1	1:A:708:ILE:HG12	2.21	0.68
1:B:45:GLY:HA2	1:B:600:ILE:HD13	1.74	0.68
1:B:341:TYR:O	1:B:345:LYS:N	2.27	0.68
1:B:717:VAL:HG22	1:B:721:LYS:CG	2.24	0.68
1:A:521:GLN:HG2	1:A:721:LYS:HG2	1.75	0.68
1:B:19:ALA:CA	1:B:22:PHE:CE1	2.69	0.68
1:B:97:MET:HG3	1:B:125:GLY:HA2	1.74	0.68
1:A:553:ALA:HA	1:B:647:MET:HE1	1.75	0.68
1:B:468:GLY:HA2	1:B:484:THR:CB	2.22	0.68
1:A:608:LEU:HD23	1:A:611:MET:HE2	1.75	0.68
1:B:167:ILE:HG23	1:B:718:SER:HB3	1.75	0.68
1:B:517:TYR:OH	1:B:634:VAL:HG23	1.93	0.68
1:B:666:LEU:HD12	1:B:681:HIS:HD2	1.59	0.68
1:B:705:LEU:HD21	1:B:709:MET:HE2	1.76	0.68
1:A:205:ALA:CB	1:A:228:ASP:HB2	2.24	0.68
1:B:148:PHE:HB3	1:B:175:THR:HG21	1.76	0.67
1:A:121:VAL:HG13	1:A:122:ALA:N	2.09	0.67
1:A:398:SER:HB3	1:A:684:LEU:HD13	1.76	0.67
1:B:12:LEU:HD11	1:B:139:LEU:HD13	1.76	0.67
1:B:261:TYR:CD1	1:B:519:PHE:HE2	2.11	0.67
1:A:262:MET:HG3	1:A:266:TYR:CE2	2.29	0.67
1:B:317:PRO:HA	1:B:320:GLU:CD	2.15	0.67
1:B:121:VAL:HG13	1:B:122:ALA:H	1.60	0.67
1:B:199:LYS:CG	1:B:696:ASP:HB2	2.24	0.67
1:A:86:MET:HE2	1:A:136:PHE:O	1.93	0.67
1:A:363:TRP:CZ2	1:A:367:ILE:HD11	2.30	0.67
1:B:414:MET:CG	1:B:651:LEU:HD21	2.25	0.67
1:A:545:ILE:HG13	1:B:511:LEU:CD2	2.25	0.66
1:A:100:ARG:O	1:A:103:VAL:HG23	1.96	0.66
1:A:355:PHE:HA	1:A:435:ALA:HA	1.77	0.66
1:A:86:MET:CE	1:A:139:LEU:HB3	2.25	0.66
1:A:263:PHE:CD1	1:A:264:PRO:N	2.64	0.66
1:B:368:ILE:HG21	1:B:431:ALA:N	2.11	0.66
1:B:22:PHE:HA	1:B:97:MET:HE1	1.77	0.66
1:B:261:TYR:CD1	1:B:519:PHE:CE2	2.84	0.66
1:A:198:THR:CG2	1:A:231:GLY:O	2.43	0.66
1:B:71:PHE:O	1:B:167:ILE:HD12	1.96	0.66
1:B:184:SER:OG	1:B:246:GLU:HG3	1.96	0.66
1:A:539:MET:HG2	1:B:539:MET:CG	2.25	0.66
1:A:666:LEU:HD12	1:A:681:HIS:HD2	1.61	0.66

*Continued on next page...*

*Continued from previous page...*

Atom-1	Atom-2	Interatomic distance (Å)	Clash overlap (Å)
1:B:227:ALA:O	1:B:230:VAL:HG22	1.96	0.66
1:A:406:ILE:HD11	1:A:686:ILE:HG22	1.78	0.66
1:A:119:LEU:N	1:A:121:VAL:HG12	2.11	0.65
1:A:259:ALA:HB3	1:A:287:ILE:HG12	1.76	0.65
1:A:354:GLY:HA3	1:A:436:GLY:CA	2.26	0.65
1:A:717:VAL:HG22	1:A:721:LYS:HG2	1.76	0.65
1:B:12:LEU:HD11	1:B:139:LEU:CD1	2.26	0.65
1:B:205:ALA:HB2	1:B:228:ASP:HB2	1.78	0.65
1:B:261:TYR:CG	1:B:519:PHE:CE2	2.84	0.65
1:B:521:GLN:HG2	1:B:721:LYS:HD3	1.77	0.65
1:A:88:ALA:O	1:A:92:ILE:HG13	1.96	0.65
1:B:68:LEU:HD23	1:B:72:THR:OG1	1.96	0.65
1:A:357:PHE:HE1	1:A:434:PHE:CB	2.10	0.65
1:A:616:PHE:CD2	1:A:620:LEU:HD22	2.31	0.65
1:B:556:TYR:CD1	1:B:648:LEU:HD11	2.31	0.65
1:A:263:PHE:CE1	1:A:264:PRO:CD	2.77	0.65
1:A:102:ASN:ND2	1:A:466:ASN:HD22	1.94	0.65
1:A:332:THR:HG21	1:A:449:SER:OG	1.96	0.65
1:A:666:LEU:HD23	1:A:671:LEU:HD12	1.78	0.65
1:A:691:GLY:O	1:A:695:LYS:HG2	1.96	0.65
1:A:65:ALA:HB2	1:A:81:LEU:CD2	2.21	0.65
1:A:198:THR:CG2	1:A:234:VAL:HB	2.27	0.65
1:A:417:VAL:HG22	1:A:650:ILE:HB	1.79	0.65
1:A:619:ILE:HD11	1:A:708:ILE:CG1	2.24	0.65
1:B:376:ILE:HD11	1:B:424:LEU:HG	1.79	0.65
1:A:200:ALA:HA	1:A:570:ALA:HB2	1.78	0.65
1:B:22:PHE:HA	1:B:97:MET:HE2	1.78	0.65
1:B:163:ASN:CG	1:B:164:TRP:N	2.50	0.65
1:B:199:LYS:HG3	1:B:696:ASP:HB2	1.78	0.65
1:B:317:PRO:HA	1:B:320:GLU:OE1	1.97	0.65
1:A:12:LEU:HD11	1:A:139:LEU:HD13	1.76	0.64
1:A:390:PRO:HB3	1:A:412:LEU:HG	1.78	0.64
1:B:386:TYR:O	1:B:387:ARG:CB	2.44	0.64
1:A:97:MET:HG3	1:A:125:GLY:HA2	1.79	0.64
1:A:154:GLN:HG2	1:A:171:PRO:HB3	1.78	0.64
1:A:199:LYS:HA	1:A:199:LYS:HE3	1.79	0.64
1:A:170:VAL:HB	1:A:173:ALA:HB3	1.78	0.64
1:A:198:THR:HG22	1:A:231:GLY:O	1.98	0.64
1:B:148:PHE:CB	1:B:175:THR:HG21	2.27	0.64
1:A:286:LEU:HD21	1:A:350:LEU:HD21	1.79	0.64
1:A:679:GLU:N	1:A:679:GLU:OE1	2.30	0.64

*Continued on next page...*

*Continued from previous page...*

Atom-1	Atom-2	Interatomic distance (Å)	Clash overlap (Å)
1:A:717:VAL:C	1:A:721:LYS:HE3	2.17	0.64
1:B:11:PRO:HG3	1:B:295:LEU:CD2	2.28	0.64
1:A:319:ARG:O	1:A:323:ILE:HD13	1.96	0.64
1:A:450:PHE:CZ	1:A:501:PHE:CE2	2.84	0.64
1:B:119:LEU:N	1:B:121:VAL:HG12	2.12	0.64
1:B:170:VAL:HG11	1:B:173:ALA:CB	2.28	0.64
1:B:261:TYR:HB3	1:B:519:PHE:CE2	2.32	0.64
1:B:298:LEU:HD12	1:B:299:GLY:N	2.12	0.64
1:A:202:ASP:HA	1:A:228:ASP:CG	2.18	0.64
1:A:341:TYR:O	1:A:345:LYS:N	2.30	0.64
1:B:365:SER:HB3	1:B:439:GLY:O	1.97	0.64
1:B:638:LEU:O	1:B:642:VAL:HG23	1.97	0.64
1:A:170:VAL:CG2	1:A:261:TYR:HE2	2.04	0.64
1:A:383:TYR:CA	1:A:390:PRO:HG2	2.08	0.64
1:A:550:LEU:HB3	1:A:637:VAL:HG22	1.79	0.64
1:B:11:PRO:HB3	1:B:138:LEU:HB3	1.80	0.64
1:B:121:VAL:HG13	1:B:122:ALA:N	2.13	0.64
1:B:719:ILE:O	1:B:723:VAL:HG12	1.98	0.64
1:B:158:LEU:HD23	1:B:158:LEU:O	1.98	0.64
1:A:237:VAL:CG2	1:A:238:ALA:N	2.61	0.64
1:A:705:LEU:O	1:A:705:LEU:HD22	1.97	0.64
1:B:521:GLN:HG2	1:B:721:LYS:CG	2.27	0.64
1:A:429:LEU:O	1:A:433:TYR:N	2.29	0.63
1:B:460:TYR:CD1	1:B:460:TYR:C	2.72	0.63
1:B:705:LEU:O	1:B:705:LEU:HD22	1.98	0.63
1:A:23:ALA:HA	1:A:26:VAL:HG22	1.80	0.63
1:B:383:TYR:CD1	1:B:416:SER:HB2	2.32	0.63
1:B:468:GLY:HA3	1:B:484:THR:HG23	1.78	0.63
1:A:488:ASP:OD2	1:A:664:LYS:HE3	1.98	0.63
1:A:511:LEU:HD11	1:B:545:ILE:HG21	1.81	0.63
1:A:521:GLN:HA	1:A:721:LYS:HD3	1.80	0.63
1:A:647:MET:HE1	1:B:553:ALA:HA	1.79	0.63
1:A:514:PHE:CE2	1:B:540:LEU:HD12	2.33	0.63
1:A:492:ASN:ND2	2:A:1728:PO4:P	2.72	0.63
1:B:402:THR:HG21	1:B:686:ILE:HD13	1.80	0.63
1:B:656:GLY:C	1:B:695:LYS:HD3	2.20	0.63
1:B:691:GLY:O	1:B:695:LYS:HG2	1.99	0.63
1:B:717:VAL:C	1:B:721:LYS:HE3	2.19	0.63
1:A:521:GLN:O	1:A:523:SER:N	2.22	0.63
1:B:104:ARG:C	1:B:121:VAL:HG21	2.19	0.63
1:B:521:GLN:NE2	1:B:631:ALA:CB	2.59	0.63

*Continued on next page...*



*Continued from previous page...*

Atom-1	Atom-2	Interatomic distance (Å)	Clash overlap (Å)
1:A:674:TYR:HD2	1:A:680:PRO:CG	2.00	0.62
1:B:418:PHE:HB3	1:B:419:PRO:HD3	1.80	0.62
1:A:11:PRO:HG3	1:A:295:LEU:CD2	2.29	0.62
1:A:198:THR:HG22	1:A:231:GLY:CA	2.29	0.62
1:A:237:VAL:HG23	1:A:238:ALA:H	1.64	0.62
1:A:717:VAL:O	1:A:721:LYS:HE3	1.99	0.62
1:B:205:ALA:CB	1:B:228:ASP:HB2	2.29	0.62
1:B:298:LEU:HD12	1:B:299:GLY:H	1.64	0.62
1:A:22:PHE:HA	1:A:97:MET:HE2	1.80	0.62
1:B:297:GLY:O	1:B:300:CYS:N	2.32	0.62
1:A:548:ALA:HB1	1:B:643:LEU:HD11	1.81	0.62
1:B:563:ILE:CG2	1:B:564:SER:N	2.63	0.62
1:A:192:VAL:HG13	1:A:562:LEU:CD2	2.29	0.62
1:B:88:ALA:O	1:B:92:ILE:HG13	1.99	0.62
1:B:521:GLN:HA	1:B:721:LYS:HD3	1.80	0.62
1:A:97:MET:HG2	1:A:128:VAL:CG2	2.29	0.62
1:B:68:LEU:HD22	1:B:77:GLY:N	2.14	0.62
1:B:429:LEU:HD23	1:B:429:LEU:H	1.64	0.62
1:A:226:ILE:CG2	1:A:227:ALA:H	2.09	0.62
1:A:237:VAL:CG2	1:A:238:ALA:H	2.13	0.62
1:A:270:ILE:CG2	1:A:270:ILE:O	2.47	0.62
1:B:73:THR:CG2	1:B:169:PHE:CE2	2.77	0.62
1:B:102:ASN:ND2	1:B:466:ASN:HD22	1.98	0.62
1:B:667:GLU:HG2	1:B:681:HIS:NE2	2.14	0.62
1:A:511:LEU:CD2	1:B:545:ILE:HG13	2.29	0.62
1:A:411:SER:CB	1:B:563:ILE:HG21	2.27	0.61
1:B:163:ASN:ND2	1:B:164:TRP:HD1	1.97	0.61
1:B:286:LEU:O	1:B:438:TYR:OH	2.05	0.61
1:A:68:LEU:HD21	1:A:76:THR:CB	2.29	0.61
1:A:396:LYS:HG2	1:A:671:LEU:HD21	1.81	0.61
1:A:402:THR:HG21	1:A:686:ILE:HD13	1.80	0.61
1:A:678:SER:OG	1:A:679:GLU:N	2.33	0.61
1:B:23:ALA:HA	1:B:26:VAL:HG22	1.82	0.61
1:B:717:VAL:HG22	1:B:721:LYS:HG2	1.83	0.61
1:A:203:MET:CE	1:A:693:PRO:HG3	2.30	0.61
1:A:511:LEU:HD21	1:B:545:ILE:HG21	1.81	0.61
1:A:556:TYR:HE1	1:A:648:LEU:HD11	1.65	0.61
1:B:226:ILE:HG22	1:B:227:ALA:N	2.16	0.61
1:B:334:VAL:HG13	1:B:335:LEU:N	2.15	0.61
1:B:506:ALA:CB	1:B:706:ILE:HD11	2.29	0.61
1:A:104:ARG:C	1:A:121:VAL:HG21	2.21	0.61

*Continued on next page...*



*Continued from previous page...*

Atom-1	Atom-2	Interatomic distance (Å)	Clash overlap (Å)
1:A:697:THR:O	1:A:701:SER:OG	2.09	0.61
1:A:719:ILE:O	1:A:723:VAL:HG12	2.00	0.61
1:B:453:THR:O	1:B:457:VAL:HG23	2.01	0.61
1:A:154:GLN:NE2	1:A:175:THR:OG1	2.26	0.61
1:B:489:ALA:HA	1:B:661:ASN:ND2	2.14	0.61
1:A:495:ALA:O	1:A:499:LYS:HG3	2.01	0.61
1:A:556:TYR:CD1	1:A:648:LEU:HD11	2.35	0.61
1:B:237:VAL:HG23	1:B:238:ALA:H	1.64	0.61
1:B:445:LEU:O	1:B:449:SER:N	2.34	0.61
1:B:358:GLY:N	1:B:361:SER:OG	2.32	0.61
1:A:357:PHE:CZ	1:A:364:PHE:CD2	2.88	0.61
1:A:543:ARG:NH1	1:A:629:LEU:O	2.33	0.61
1:B:100:ARG:O	1:B:103:VAL:HG23	2.00	0.60
1:B:550:LEU:HD13	1:B:554:ILE:HD11	1.83	0.60
1:B:717:VAL:O	1:B:721:LYS:HE3	2.01	0.60
1:A:540:LEU:HD12	1:B:514:PHE:CE2	2.36	0.60
1:A:563:ILE:HG22	1:A:564:SER:N	2.15	0.60
1:A:611:MET:O	1:A:614:PRO:HD2	2.01	0.60
1:B:340:THR:HG23	1:B:344:LEU:HD12	1.81	0.60
1:A:259:ALA:C	1:A:261:TYR:N	2.54	0.60
1:A:261:TYR:CD1	1:A:519:PHE:HE1	2.19	0.60
1:B:76:THR:HG22	1:B:178:GLY:HA3	1.83	0.60
1:B:333:VAL:HG22	1:B:367:ILE:HG12	1.83	0.60
1:A:129:MET:CE	1:A:237:VAL:HB	2.31	0.60
1:A:265:ILE:CB	1:A:519:PHE:HE2	2.14	0.60
1:A:398:SER:HB3	1:A:684:LEU:CD1	2.30	0.60
1:A:434:PHE:O	1:A:435:ALA:HB2	2.00	0.60
1:B:144:VAL:HG11	1:B:176:VAL:HG12	1.84	0.60
1:B:611:MET:O	1:B:614:PRO:HD2	2.01	0.60
1:A:12:LEU:HD11	1:A:139:LEU:CD1	2.30	0.60
1:A:396:LYS:HG2	1:A:671:LEU:CD2	2.32	0.60
1:A:677:GLY:O	1:A:678:SER:HB3	2.00	0.60
1:B:68:LEU:CD2	1:B:76:THR:HB	2.29	0.60
1:B:340:THR:HG22	1:B:359:ALA:O	2.01	0.60
1:B:608:LEU:HD23	1:B:611:MET:CE	2.32	0.60
1:B:705:LEU:HD21	1:B:709:MET:CE	2.31	0.60
1:A:261:TYR:HB3	1:A:519:PHE:CZ	2.36	0.60
1:A:539:MET:HG2	1:B:539:MET:HG3	1.83	0.60
1:B:68:LEU:HD21	1:B:76:THR:CB	2.29	0.60
1:B:102:ASN:HD21	1:B:466:ASN:ND2	1.98	0.60
1:B:499:LYS:HE2	1:B:695:LYS:O	2.02	0.60

*Continued on next page...*

*Continued from previous page...*

Atom-1	Atom-2	Interatomic distance (Å)	Clash overlap (Å)
1:A:68:LEU:HD22	1:A:77:GLY:N	2.17	0.60
1:A:553:ALA:HA	1:B:647:MET:CE	2.31	0.60
1:B:468:GLY:CA	1:B:484:THR:CG2	2.66	0.60
1:A:102:ASN:ND2	1:A:466:ASN:ND2	2.50	0.60
1:A:322:ASN:ND2	1:A:381:GLU:OE1	2.33	0.60
1:B:86:MET:CE	1:B:139:LEU:HB3	2.32	0.60
1:B:261:TYR:HE1	1:B:264:PRO:HG3	1.67	0.60
1:A:170:VAL:HG11	1:A:173:ALA:HB2	1.83	0.59
1:A:539:MET:CG	1:B:539:MET:HG2	2.32	0.59
1:B:170:VAL:HG11	1:B:173:ALA:HB2	1.84	0.59
1:B:187:ALA:CB	1:B:242:ALA:HB1	2.31	0.59
1:A:25:VAL:HG21	1:A:124:GLN:CB	2.30	0.59
1:B:26:VAL:HG11	1:B:100:ARG:HH11	1.67	0.59
1:B:170:VAL:CG2	1:B:261:TYR:HE2	2.09	0.59
1:B:237:VAL:CG2	1:B:238:ALA:H	2.15	0.59
1:A:40:SER:O	1:A:42:ILE:N	2.35	0.59
1:A:199:LYS:CG	1:A:696:ASP:HB2	2.33	0.59
1:A:286:LEU:HD13	1:A:353:LEU:CD1	2.32	0.59
1:B:384:THR:HG21	1:B:496:ALA:CB	2.32	0.59
1:B:460:TYR:CE1	1:B:490:VAL:HG12	2.38	0.59
1:B:619:ILE:HG22	1:B:620:LEU:HD12	1.84	0.59
1:B:666:LEU:HB3	1:B:684:LEU:CD2	2.33	0.59
1:A:70:ILE:O	1:A:164:TRP:NE1	2.35	0.59
1:A:367:ILE:HG23	1:A:371:PHE:CE2	2.37	0.59
1:A:368:ILE:HG21	1:A:431:ALA:N	2.18	0.59
1:B:237:VAL:CG2	1:B:238:ALA:N	2.64	0.59
1:A:233:ASN:HD21	1:A:466:ASN:HD22	1.51	0.59
1:A:548:ALA:O	1:A:640:GLY:HA3	2.01	0.59
1:B:246:GLU:OE2	1:B:704:ILE:HG23	2.03	0.59
1:B:492:ASN:HD21	2:B:1728:PO4:P	2.25	0.59
1:B:620:LEU:O	1:B:624:VAL:HG23	2.02	0.59
1:A:340:THR:HG22	1:A:359:ALA:O	2.01	0.59
1:A:681:HIS:O	1:A:685:VAL:HG23	2.02	0.59
1:B:198:THR:HG22	1:B:234:VAL:HB	1.83	0.59
1:B:263:PHE:CZ	1:B:276:HIS:CE1	2.91	0.59
1:B:536:LEU:O	1:B:536:LEU:CD1	2.51	0.59
1:B:429:LEU:N	1:B:429:LEU:CD2	2.65	0.59
1:A:71:PHE:O	1:A:167:ILE:HD12	2.02	0.59
1:A:371:PHE:O	1:A:375:LEU:HD13	2.02	0.59
1:A:679:GLU:N	1:A:680:PRO:CD	2.65	0.59
1:A:704:ILE:HD13	1:A:704:ILE:N	2.18	0.59

*Continued on next page...*

*Continued from previous page...*

Atom-1	Atom-2	Interatomic distance (Å)	Clash overlap (Å)
1:B:191:ARG:NH2	1:B:700:PRO:HB3	2.18	0.59
1:B:167:ILE:O	1:B:168:ASN:C	2.41	0.59
1:B:70:ILE:O	1:B:164:TRP:NE1	2.35	0.59
1:A:519:PHE:O	1:A:522:ILE:HB	2.02	0.58
1:A:705:LEU:CD2	1:A:709:MET:HB2	2.33	0.58
1:B:457:VAL:O	1:B:460:TYR:HB3	2.03	0.58
1:B:606:ASN:O	1:B:610:GLN:CB	2.51	0.58
1:A:198:THR:HG21	1:A:235:GLY:CA	2.33	0.58
1:B:191:ARG:CZ	1:B:700:PRO:HB3	2.33	0.58
1:B:199:LYS:HG3	1:B:692:ASP:O	2.02	0.58
1:B:265:ILE:CB	1:B:519:PHE:HE1	2.15	0.58
1:B:460:TYR:CE1	1:B:490:VAL:HG11	2.38	0.58
1:A:717:VAL:O	1:A:721:LYS:CG	2.39	0.58
1:B:102:ASN:ND2	1:B:466:ASN:ND2	2.51	0.58
1:A:263:PHE:CG	1:A:264:PRO:CD	2.85	0.58
1:A:461:GLY:CA	1:A:491:GLY:CA	2.81	0.58
1:A:656:GLY:HA2	1:A:695:LYS:HD3	1.85	0.58
1:B:666:LEU:HD23	1:B:671:LEU:HD12	1.86	0.58
1:A:449:SER:OG	1:A:449:SER:O	2.19	0.58
1:B:129:MET:HE1	1:B:237:VAL:HB	1.85	0.58
1:A:126:GLY:HA2	1:A:459:SER:OG	2.01	0.58
1:A:533:LEU:O	1:A:533:LEU:HD23	2.02	0.58
1:A:667:GLU:HG2	1:A:681:HIS:NE2	2.19	0.58
1:B:666:LEU:C	1:B:666:LEU:CD1	2.72	0.58
1:A:170:VAL:HG22	1:A:261:TYR:HH	1.64	0.58
1:B:101:ALA:HB1	1:B:121:VAL:O	2.04	0.58
1:B:616:PHE:CD2	1:B:620:LEU:HD22	2.37	0.58
1:A:556:TYR:OH	1:B:556:TYR:OH	2.22	0.58
1:B:243:ASP:CG	1:B:704:ILE:HD11	2.24	0.58
1:B:283:ILE:O	1:B:287:ILE:HG13	2.04	0.58
1:A:65:ALA:CB	1:A:81:LEU:CD2	2.74	0.58
1:A:67:LEU:HD12	1:A:71:PHE:HE2	1.68	0.58
1:A:263:PHE:CD2	1:A:264:PRO:HD3	2.39	0.58
1:B:25:VAL:HG21	1:B:124:GLN:CB	2.32	0.58
1:B:461:GLY:HA3	1:B:491:GLY:CA	2.24	0.58
1:B:462:PRO:CA	1:B:465:ASP:HB3	2.31	0.58
1:B:563:ILE:HG22	1:B:564:SER:N	2.18	0.58
1:A:76:THR:HG22	1:A:178:GLY:HA3	1.86	0.57
1:A:285:ALA:HB3	1:A:347:LEU:HD11	1.85	0.57
1:A:298:LEU:CD1	1:A:299:GLY:N	2.67	0.57
1:A:457:VAL:HG12	1:A:494:THR:HB	1.84	0.57

*Continued on next page...*

*Continued from previous page...*

Atom-1	Atom-2	Interatomic distance (Å)	Clash overlap (Å)
1:A:647:MET:HE2	1:B:553:ALA:HA	1.87	0.57
1:B:717:VAL:HG22	1:B:721:LYS:HG3	1.87	0.57
1:A:97:MET:HE2	1:A:128:VAL:HG21	1.86	0.57
1:A:620:LEU:O	1:A:624:VAL:N	2.23	0.57
1:B:261:TYR:HB3	1:B:519:PHE:CZ	2.38	0.57
1:B:367:ILE:HG23	1:B:371:PHE:CE2	2.39	0.57
1:A:333:VAL:HG13	1:A:367:ILE:CD1	2.33	0.57
1:A:563:ILE:HG22	1:B:411:SER:HB2	1.83	0.57
1:B:394:LEU:HD11	1:B:405:VAL:O	2.04	0.57
1:A:288:SER:HG	1:A:292:PHE:HE2	1.50	0.57
1:A:410:LEU:O	1:A:414:MET:HB2	2.05	0.57
1:A:270:ILE:O	1:A:270:ILE:HG23	2.03	0.57
1:A:347:LEU:O	1:A:348:GLN:HB2	2.05	0.57
1:A:506:ALA:HB1	1:A:706:ILE:HD11	1.86	0.57
1:B:383:TYR:CZ	1:B:416:SER:HA	2.39	0.57
1:A:22:PHE:O	1:A:26:VAL:HG13	2.05	0.57
1:A:105:VAL:N	1:A:121:VAL:HG21	2.19	0.57
1:A:266:TYR:CE1	1:A:531:PRO:HG2	2.40	0.57
1:A:301:SER:HB2	1:A:452:ALA:HB3	1.87	0.57
1:B:200:ALA:HA	1:B:570:ALA:HB2	1.86	0.57
1:A:536:LEU:HD13	1:A:536:LEU:O	2.05	0.57
1:B:191:ARG:CZ	1:B:700:PRO:CB	2.83	0.57
1:B:556:TYR:HE1	1:B:648:LEU:CD1	2.15	0.57
1:A:550:LEU:HD13	1:A:554:ILE:CD1	2.34	0.57
1:B:634:VAL:CG2	1:B:720:PHE:HE1	2.12	0.57
1:A:263:PHE:CB	1:A:283:ILE:HD11	2.34	0.57
1:A:286:LEU:O	1:A:438:TYR:CZ	2.58	0.57
1:A:402:THR:O	1:A:405:VAL:HG22	2.04	0.57
1:A:606:ASN:O	1:A:610:GLN:CB	2.52	0.57
1:B:86:MET:HE3	1:B:139:LEU:HB3	1.86	0.57
1:A:68:LEU:CD2	1:A:76:THR:HB	2.31	0.56
1:A:448:LEU:HD22	1:A:505:SER:OG	2.05	0.56
1:B:258:LEU:HD23	1:B:516:SER:OG	2.05	0.56
1:A:263:PHE:CE2	1:A:264:PRO:HD3	2.40	0.56
1:A:293:PHE:CZ	1:A:336:THR:HG21	2.40	0.56
1:A:666:LEU:HD13	1:A:667:GLU:N	2.19	0.56
1:B:191:ARG:HH22	1:B:240:LEU:CD2	2.17	0.56
1:B:464:ALA:O	1:B:467:ALA:HB3	2.05	0.56
1:B:723:VAL:O	1:B:723:VAL:HG22	2.05	0.56
1:A:67:LEU:HD12	1:A:71:PHE:CE2	2.40	0.56
1:A:73:THR:HG21	1:A:169:PHE:CZ	2.40	0.56

*Continued on next page...*

*Continued from previous page...*

Atom-1	Atom-2	Interatomic distance (Å)	Clash overlap (Å)
1:A:76:THR:HG23	1:A:174:MET:O	2.04	0.56
1:B:73:THR:CG2	1:B:169:PHE:CD2	2.87	0.56
1:B:382:TYR:HE1	1:B:389:LYS:HB3	1.69	0.56
1:B:517:TYR:HE1	1:B:717:VAL:HB	1.69	0.56
1:B:188:MET:HB2	1:B:704:ILE:CG2	2.26	0.56
1:B:667:GLU:CG	1:B:681:HIS:NE2	2.67	0.56
1:A:11:PRO:HB3	1:A:138:LEU:HB3	1.87	0.56
1:A:82:LEU:O	1:A:86:MET:HB2	2.06	0.56
1:A:184:SER:HA	1:A:246:GLU:HG3	1.88	0.56
1:B:105:VAL:N	1:B:121:VAL:HG21	2.21	0.56
1:B:170:VAL:CG1	1:B:173:ALA:HB3	2.34	0.56
1:B:547:GLY:O	1:B:637:VAL:HA	2.05	0.56
1:A:340:THR:HG23	1:A:344:LEU:HD12	1.88	0.56
1:A:417:VAL:HG11	1:A:647:MET:HE3	1.88	0.56
1:B:40:SER:O	1:B:42:ILE:N	2.38	0.56
1:B:105:VAL:CG1	1:B:467:ALA:CB	2.82	0.56
1:B:441:ALA:HB2	1:B:512:SER:CB	2.36	0.56
1:B:622:PRO:HG3	1:B:709:MET:HG2	1.87	0.56
1:B:6:LEU:H	1:B:6:LEU:HD12	1.71	0.56
1:B:184:SER:HA	1:B:246:GLU:HG3	1.88	0.56
1:A:386:TYR:O	1:A:387:ARG:HB2	2.04	0.56
1:A:80:PHE:HD2	1:A:81:LEU:HD22	1.70	0.56
1:A:705:LEU:HD21	1:A:709:MET:CE	2.36	0.56
1:B:605:ASP:O	1:B:609:LYS:HB2	2.06	0.56
1:A:73:THR:CG2	1:A:169:PHE:CD2	2.88	0.55
1:A:73:THR:CG2	1:A:169:PHE:CE2	2.86	0.55
1:A:560:GLY:HA3	1:B:415:LYS:HG3	1.89	0.55
1:A:667:GLU:CG	1:A:681:HIS:NE2	2.69	0.55
1:A:268:GLN:HG3	1:A:277:GLN:OE1	2.06	0.55
1:A:343:TYR:CD1	1:A:343:TYR:N	2.74	0.55
1:A:622:PRO:HG3	1:A:709:MET:HG2	1.88	0.55
1:A:634:VAL:CG2	1:A:720:PHE:HE1	2.13	0.55
1:B:22:PHE:O	1:B:26:VAL:HG13	2.05	0.55
1:B:550:LEU:C	1:B:554:ILE:HD12	2.26	0.55
1:A:123:TYR:CD1	1:A:123:TYR:C	2.80	0.55
1:A:354:GLY:HA3	1:A:436:GLY:HA3	1.89	0.55
1:A:550:LEU:O	1:A:554:ILE:HD12	2.07	0.55
1:A:232:ASP:O	1:A:462:PRO:HB3	2.06	0.55
1:A:556:TYR:CE2	1:B:647:MET:HB3	2.41	0.55
1:B:102:ASN:C	1:B:102:ASN:OD1	2.45	0.55
1:B:261:TYR:CG	1:B:519:PHE:HE2	2.24	0.55

*Continued on next page...*

*Continued from previous page...*

Atom-1	Atom-2	Interatomic distance (Å)	Clash overlap (Å)
1:B:666:LEU:CD1	1:B:681:HIS:CD2	2.89	0.55
1:B:252:ILE:O	1:B:256:ILE:HD13	2.07	0.55
1:B:666:LEU:HD13	1:B:667:GLU:N	2.21	0.55
1:A:415:LYS:HG3	1:B:560:GLY:HA3	1.88	0.55
1:A:552:ALA:C	1:B:647:MET:HE2	2.26	0.55
1:A:554:ILE:HD13	1:A:621:THR:HG21	1.89	0.55
1:A:695:LYS:HE2	1:A:696:ASP:OD2	2.06	0.55
1:B:163:ASN:CG	1:B:164:TRP:H	2.09	0.55
1:B:318:GLN:OE1	1:B:490:VAL:HG22	2.07	0.55
1:B:358:GLY:O	1:B:359:ALA:HB3	2.06	0.55
1:B:460:TYR:HE1	1:B:490:VAL:CG1	2.19	0.55
1:A:392:GLN:NE2	1:A:665:TYR:CZ	2.75	0.55
1:A:607:ALA:O	1:A:611:MET:HB2	2.06	0.55
1:A:705:LEU:HD21	1:A:709:MET:HE2	1.89	0.55
1:B:334:VAL:HG13	1:B:335:LEU:H	1.72	0.55
1:B:629:LEU:HD13	1:B:633:PHE:CD2	2.42	0.55
1:A:315:ASP:OD1	1:A:315:ASP:N	2.40	0.55
1:A:621:THR:O	1:A:625:THR:OG1	2.11	0.55
1:B:176:VAL:HG23	1:B:253:VAL:HG13	1.89	0.55
1:B:428:ILE:HD12	1:B:508:PHE:CE2	2.41	0.55
1:A:386:TYR:O	1:A:387:ARG:HB3	2.06	0.55
1:A:200:ALA:CA	1:A:570:ALA:HB2	2.36	0.55
1:A:267:VAL:HG13	1:A:276:HIS:HA	1.89	0.55
1:A:321:LEU:HG	1:A:457:VAL:HG22	1.89	0.55
1:A:450:PHE:CZ	1:A:501:PHE:HE2	2.24	0.55
1:A:626:GLY:HA2	1:A:634:VAL:HG13	1.88	0.55
1:B:243:ASP:O	1:B:246:GLU:HB3	2.07	0.55
1:B:263:PHE:HB3	1:B:264:PRO:CD	2.37	0.55
1:A:98:ALA:HA	1:A:463:ILE:HD12	1.89	0.54
1:A:172:PHE:O	1:A:176:VAL:HG22	2.07	0.54
1:A:386:TYR:HB3	1:A:391:THR:CG2	2.37	0.54
1:A:417:VAL:O	1:A:420:PRO:HG2	2.06	0.54
1:A:102:ASN:O	1:A:105:VAL:CG1	2.46	0.54
1:A:334:VAL:O	1:A:337:ALA:HB3	2.07	0.54
1:A:384:THR:HG22	1:A:657:GLY:HA3	1.90	0.54
1:B:82:LEU:CD1	1:B:144:VAL:HG23	2.36	0.54
1:B:289:TYR:HE1	1:B:339:LEU:HD12	1.72	0.54
1:B:434:PHE:O	1:B:435:ALA:HB2	2.08	0.54
1:B:261:TYR:CE1	1:B:264:PRO:HG3	2.43	0.54
1:B:126:GLY:O	1:B:129:MET:HG2	2.08	0.54
1:B:607:ALA:O	1:B:611:MET:HB2	2.07	0.54

*Continued on next page...*

*Continued from previous page...*

Atom-1	Atom-2	Interatomic distance (Å)	Clash overlap (Å)
1:B:620:LEU:O	1:B:624:VAL:N	2.25	0.54
1:A:129:MET:O	1:A:133:VAL:HG23	2.08	0.54
1:A:153:GLY:O	1:A:157:ASN:N	2.39	0.54
1:A:365:SER:HB3	1:A:439:GLY:O	2.08	0.54
1:B:287:ILE:O	1:B:291:ILE:HD12	2.07	0.54
1:B:390:PRO:HB3	1:B:412:LEU:HG	1.90	0.54
1:B:503:ILE:HG12	1:B:703:ASP:OD1	2.07	0.54
1:A:424:LEU:HD11	1:A:504:GLY:HA2	1.90	0.54
1:A:499:LYS:O	1:A:503:ILE:HG13	2.08	0.54
1:A:605:ASP:O	1:A:609:LYS:HB2	2.07	0.54
1:B:65:ALA:HB2	1:B:81:LEU:CD2	2.25	0.54
1:B:717:VAL:O	1:B:721:LYS:CG	2.41	0.54
1:A:65:ALA:HB1	1:A:81:LEU:HD21	1.81	0.54
1:A:188:MET:CB	1:A:704:ILE:HG21	2.33	0.54
1:A:334:VAL:HG13	1:A:335:LEU:H	1.71	0.54
1:A:546:ALA:HB2	1:B:429:LEU:HD21	1.89	0.54
1:A:717:VAL:HG22	1:A:721:LYS:HG3	1.90	0.54
1:B:704:ILE:N	1:B:704:ILE:HD13	2.23	0.54
1:B:97:MET:HG2	1:B:128:VAL:HG21	1.90	0.54
1:B:321:LEU:HD23	1:B:457:VAL:CG1	2.20	0.54
1:B:326:TRP:CE2	1:B:378:PHE:HZ	2.18	0.54
1:B:416:SER:OG	1:B:654:ASN:ND2	2.39	0.54
1:B:718:SER:HA	1:B:721:LYS:HE3	1.89	0.54
1:A:539:MET:HG2	1:B:539:MET:HG2	1.88	0.54
1:B:384:THR:HG21	1:B:496:ALA:HB1	1.89	0.54
1:A:170:VAL:CG1	1:A:173:ALA:CB	2.84	0.54
1:A:720:PHE:HA	1:A:723:VAL:CG1	2.32	0.54
1:B:67:LEU:HD12	1:B:71:PHE:HE2	1.72	0.54
1:B:123:TYR:CD1	1:B:123:TYR:C	2.81	0.54
1:B:198:THR:CG2	1:B:234:VAL:HB	2.38	0.54
1:B:159:ASN:HA	1:B:263:PHE:HE2	1.73	0.53
1:A:69:MET:CE	1:A:74:TRP:HB2	2.38	0.53
1:A:289:TYR:CD1	1:A:344:LEU:HD11	2.43	0.53
1:A:358:GLY:O	1:A:360:ILE:N	2.39	0.53
1:A:460:TYR:CD1	1:A:460:TYR:C	2.82	0.53
1:A:101:ALA:HB1	1:A:121:VAL:O	2.08	0.53
1:A:191:ARG:HH22	1:A:240:LEU:CD2	2.21	0.53
1:A:199:LYS:HG2	1:A:696:ASP:HB2	1.89	0.53
1:B:170:VAL:HG12	1:B:173:ALA:H	1.73	0.53
1:A:145:TYR:CE1	1:A:291:ILE:HD13	2.43	0.53
1:A:244:LEU:CD2	1:A:502:ALA:HB2	2.38	0.53

*Continued on next page...*



*Continued from previous page...*

Atom-1	Atom-2	Interatomic distance (Å)	Clash overlap (Å)
1:A:629:LEU:HD13	1:A:633:PHE:CD2	2.42	0.53
1:B:656:GLY:O	1:B:695:LYS:HD3	2.08	0.53
1:B:677:GLY:C	1:B:678:SER:HG	1.95	0.53
1:A:80:PHE:CE1	1:A:182:GLY:HA2	2.44	0.53
1:A:613:TYR:O	1:A:617:ILE:HG13	2.08	0.53
1:B:102:ASN:O	1:B:105:VAL:CG1	2.48	0.53
1:B:266:TYR:CB	1:B:278:VAL:HG23	2.38	0.53
1:B:337:ALA:HB2	1:B:363:TRP:CD2	2.43	0.53
1:B:495:ALA:O	1:B:499:LYS:HG3	2.09	0.53
1:A:608:LEU:HD23	1:A:611:MET:CE	2.39	0.53
1:B:80:PHE:HD2	1:B:81:LEU:HD22	1.73	0.53
1:B:82:LEU:O	1:B:86:MET:HB2	2.09	0.53
1:B:337:ALA:HB2	1:B:363:TRP:CZ2	2.39	0.53
1:A:286:LEU:HD13	1:A:353:LEU:HD11	1.91	0.53
1:A:468:GLY:HA2	1:A:484:THR:HG21	1.87	0.53
1:B:163:ASN:HB2	1:B:169:PHE:CD2	2.43	0.53
1:B:666:LEU:CD1	1:B:681:HIS:HD2	2.20	0.53
1:A:26:VAL:HG11	1:A:100:ARG:HH11	1.73	0.53
1:A:81:LEU:HD22	1:A:81:LEU:N	2.24	0.53
1:A:297:GLY:O	1:A:298:LEU:C	2.47	0.53
1:A:521:GLN:HA	1:A:721:LYS:CE	2.39	0.53
1:B:424:LEU:HD21	1:B:447:MET:HE1	1.91	0.53
1:A:395:GLY:O	1:A:398:SER:OG	2.07	0.53
1:A:674:TYR:HE2	1:A:680:PRO:HG3	1.65	0.53
1:B:81:LEU:HD22	1:B:81:LEU:N	2.24	0.53
1:B:464:ALA:HB1	1:B:487:LEU:CB	2.32	0.53
1:B:520:SER:O	1:B:721:LYS:NZ	2.36	0.53
1:A:679:GLU:OE1	1:A:679:GLU:CA	2.57	0.53
1:B:133:VAL:HG13	1:B:245:LEU:HD12	1.90	0.53
1:A:102:ASN:OD1	1:A:102:ASN:C	2.47	0.52
1:A:723:VAL:HG22	1:A:723:VAL:O	2.08	0.52
1:B:76:THR:CG2	1:B:174:MET:O	2.57	0.52
1:A:402:THR:O	1:A:406:ILE:HG12	2.09	0.52
1:A:412:LEU:C	1:A:412:LEU:HD23	2.29	0.52
1:B:461:GLY:HA2	1:B:491:GLY:CA	2.36	0.52
1:A:82:LEU:CD1	1:A:144:VAL:HG23	2.39	0.52
1:A:259:ALA:O	1:A:283:ILE:HG23	2.09	0.52
1:A:259:ALA:HB3	1:A:287:ILE:CG1	2.40	0.52
1:A:545:ILE:HG21	1:B:511:LEU:HD21	1.92	0.52
1:B:424:LEU:HD21	1:B:447:MET:CE	2.39	0.52
1:B:638:LEU:HD11	1:B:713:SER:OG	2.08	0.52

*Continued on next page...*



*Continued from previous page...*

Atom-1	Atom-2	Interatomic distance (Å)	Clash overlap (Å)
1:A:297:GLY:C	1:A:299:GLY:N	2.62	0.52
1:B:460:TYR:OH	1:B:487:LEU:HD23	2.10	0.52
1:B:606:ASN:O	1:B:610:GLN:HB3	2.09	0.52
1:A:172:PHE:CE2	1:A:256:ILE:HG21	2.45	0.52
1:B:489:ALA:CA	1:B:661:ASN:HD21	2.20	0.52
1:B:718:SER:CA	1:B:721:LYS:HE3	2.38	0.52
1:A:321:LEU:N	1:A:321:LEU:HD12	2.25	0.52
1:A:718:SER:CA	1:A:721:LYS:HE3	2.40	0.52
1:B:25:VAL:HB	1:B:97:MET:HE1	1.90	0.52
1:B:233:ASN:ND2	1:B:466:ASN:HD22	2.05	0.52
1:B:382:TYR:HD1	1:B:382:TYR:O	1.91	0.52
1:A:252:ILE:O	1:A:256:ILE:HD13	2.09	0.52
1:A:563:ILE:CG2	1:A:564:SER:N	2.73	0.52
1:B:337:ALA:HB2	1:B:363:TRP:NE1	2.22	0.52
1:A:197:TYR:HE2	1:A:230:VAL:HG23	1.75	0.52
1:A:317:PRO:HA	1:A:320:GLU:OE1	2.10	0.52
1:B:184:SER:CB	1:B:246:GLU:HG3	2.40	0.52
1:B:191:ARG:HH22	1:B:240:LEU:HD23	1.74	0.52
1:B:507:ILE:HD11	1:B:646:ALA:CB	2.39	0.52
1:A:555:THR:HG23	1:A:702:LEU:HD11	1.92	0.52
1:A:718:SER:HA	1:A:721:LYS:HE3	1.91	0.52
1:B:97:MET:CB	1:B:128:VAL:HB	2.40	0.52
1:A:10:ILE:N	1:A:11:PRO:CD	2.72	0.51
1:A:203:MET:HE2	1:A:693:PRO:HG3	1.92	0.51
1:B:619:ILE:CD1	1:B:708:ILE:HG12	2.33	0.51
1:A:200:ALA:HB1	1:A:570:ALA:CA	2.41	0.51
1:B:129:MET:CE	1:B:237:VAL:HB	2.40	0.51
1:B:186:ILE:HG12	1:B:186:ILE:O	2.11	0.51
1:B:233:ASN:ND2	1:B:466:ASN:ND2	2.59	0.51
1:B:244:LEU:HD21	1:B:502:ALA:HB2	1.88	0.51
1:B:382:TYR:CD1	1:B:382:TYR:C	2.84	0.51
1:A:6:LEU:O	1:A:10:ILE:HD13	2.09	0.51
1:B:298:LEU:CD1	1:B:299:GLY:N	2.73	0.51
1:A:261:TYR:CG	1:A:519:PHE:CE1	2.98	0.51
1:A:334:VAL:CG1	1:A:335:LEU:N	2.71	0.51
1:B:705:LEU:CD2	1:B:709:MET:HB2	2.39	0.51
1:B:621:THR:HB	1:B:622:PRO:HD3	1.92	0.51
1:B:719:ILE:C	1:B:723:VAL:HG12	2.31	0.51
1:A:656:GLY:HA3	1:A:695:LYS:CG	2.40	0.51
1:A:666:LEU:CD1	1:A:681:HIS:CD2	2.93	0.51
1:B:67:LEU:HD12	1:B:71:PHE:CE2	2.46	0.51

*Continued on next page...*

*Continued from previous page...*

Atom-1	Atom-2	Interatomic distance (Å)	Clash overlap (Å)
1:B:158:LEU:O	1:B:263:PHE:CD2	2.63	0.51
1:A:154:GLN:HE21	1:A:172:PHE:HA	1.76	0.51
1:A:226:ILE:CG2	1:A:227:ALA:N	2.63	0.51
1:A:262:MET:O	1:A:266:TYR:HD2	1.94	0.51
1:A:562:LEU:O	1:A:566:VAL:HG23	2.11	0.51
1:B:243:ASP:OD1	1:B:704:ILE:CD1	2.59	0.51
1:B:442:ILE:O	1:B:445:LEU:HB3	2.10	0.51
1:A:126:GLY:O	1:A:129:MET:HG2	2.11	0.51
1:A:170:VAL:CG1	1:A:261:TYR:HE2	2.23	0.51
1:A:621:THR:HB	1:A:622:PRO:HD3	1.93	0.51
1:B:138:LEU:HD12	1:B:141:LEU:HD12	1.93	0.51
1:B:360:ILE:O	1:B:363:TRP:HB3	2.11	0.51
1:B:367:ILE:CG2	1:B:371:PHE:CE2	2.94	0.51
1:B:666:LEU:HD12	1:B:681:HIS:CD2	2.44	0.51
1:A:331:LEU:O	1:A:334:VAL:HG12	2.11	0.51
1:A:468:GLY:CA	1:A:484:THR:CG2	2.73	0.51
1:A:262:MET:HG2	1:A:353:LEU:CD2	2.33	0.51
1:B:53:GLU:OE2	1:B:190:ASP:OD1	2.29	0.51
1:B:370:ILE:O	1:B:374:ILE:HG13	2.11	0.51
1:A:154:GLN:NE2	1:A:171:PRO:O	2.45	0.50
1:A:255:SER:HB3	1:A:290:PRO:HG3	1.93	0.50
1:A:286:LEU:CD1	1:A:353:LEU:HG	2.40	0.50
1:A:536:LEU:O	1:A:536:LEU:CD1	2.59	0.50
1:B:97:MET:HG3	1:B:125:GLY:CA	2.41	0.50
1:A:321:LEU:HD23	1:A:457:VAL:CG1	2.08	0.50
1:A:623:LEU:HD13	1:A:712:VAL:CG1	2.42	0.50
1:B:261:TYR:CB	1:B:519:PHE:CE2	2.93	0.50
1:A:162:THR:O	1:A:163:ASN:O	2.28	0.50
1:A:186:ILE:HG12	1:A:186:ILE:O	2.11	0.50
1:B:297:GLY:O	1:B:298:LEU:C	2.49	0.50
1:B:343:TYR:CD1	1:B:343:TYR:N	2.80	0.50
1:B:718:SER:N	1:B:721:LYS:HE3	2.26	0.50
1:A:261:TYR:CE1	1:A:264:PRO:HG3	2.47	0.50
1:A:666:LEU:CD1	1:A:681:HIS:HA	2.42	0.50
1:B:112:THR:O	1:B:113:LYS:HG2	2.12	0.50
1:B:267:VAL:O	1:B:268:GLN:O	2.30	0.50
1:B:623:LEU:HD13	1:B:712:VAL:CG1	2.42	0.50
1:A:164:TRP:CH2	1:A:165:LEU:HD21	2.46	0.50
1:A:350:LEU:O	1:A:355:PHE:HB2	2.11	0.50
1:A:718:SER:N	1:A:721:LYS:HE3	2.26	0.50
1:A:123:TYR:CD1	1:A:123:TYR:O	2.64	0.50

*Continued on next page...*

*Continued from previous page...*

Atom-1	Atom-2	Interatomic distance (Å)	Clash overlap (Å)
1:A:167:ILE:O	1:A:168:ASN:C	2.50	0.50
1:B:236:ASP:HB2	1:B:462:PRO:HG2	1.91	0.50
1:B:462:PRO:HA	1:B:465:ASP:CB	2.35	0.50
1:A:15:LEU:HG	1:A:135:GLY:HA3	1.94	0.50
1:A:392:GLN:NE2	1:A:665:TYR:CE1	2.80	0.50
1:B:10:ILE:N	1:B:11:PRO:CD	2.74	0.50
1:B:144:VAL:HA	1:B:148:PHE:HD2	1.77	0.50
1:A:460:TYR:OH	1:A:487:LEU:CD2	2.60	0.50
1:A:638:LEU:HD11	1:A:713:SER:OG	2.12	0.50
1:A:719:ILE:C	1:A:723:VAL:HG12	2.31	0.50
1:B:123:TYR:CD1	1:B:123:TYR:O	2.65	0.50
1:A:167:ILE:O	1:A:167:ILE:HG22	2.12	0.50
1:A:260:SER:HA	1:A:287:ILE:HD11	1.93	0.50
1:B:424:LEU:HD11	1:B:504:GLY:HA2	1.94	0.50
1:B:666:LEU:HD11	1:B:681:HIS:HA	1.93	0.50
1:A:708:ILE:HA	1:A:711:VAL:HG22	1.94	0.49
1:B:170:VAL:CG1	1:B:173:ALA:CB	2.89	0.49
1:B:666:LEU:CD1	1:B:681:HIS:HA	2.42	0.49
1:A:236:ASP:CB	1:A:462:PRO:CG	2.86	0.49
1:A:288:SER:HB2	1:A:292:PHE:CE2	2.47	0.49
1:B:321:LEU:CD1	1:B:321:LEU:N	2.75	0.49
1:B:363:TRP:CE2	1:B:367:ILE:HD11	2.46	0.49
1:A:465:ASP:OD2	1:A:488:ASP:OD1	2.29	0.49
1:A:489:ALA:CA	1:A:661:ASN:HD21	2.20	0.49
1:B:94:GLY:HA3	1:B:129:MET:CB	2.42	0.49
1:B:289:TYR:CD1	1:B:344:LEU:HD11	2.47	0.49
1:A:97:MET:CB	1:A:128:VAL:HB	2.42	0.49
1:A:180:ALA:HB2	1:A:253:VAL:HG21	1.94	0.49
1:A:199:LYS:HG3	1:A:692:ASP:O	2.11	0.49
1:B:65:ALA:CB	1:B:81:LEU:CD2	2.80	0.49
1:B:101:ALA:CB	1:B:125:GLY:HA3	2.43	0.49
1:B:321:LEU:HG	1:B:457:VAL:HG22	1.93	0.49
1:A:163:ASN:HB2	1:A:169:PHE:HD2	1.76	0.49
1:A:185:ILE:CG1	1:A:708:ILE:HD11	2.42	0.49
1:A:357:PHE:CZ	1:A:434:PHE:HB3	2.48	0.49
1:B:11:PRO:HG3	1:B:295:LEU:HD21	1.93	0.49
1:B:464:ALA:CB	1:B:487:LEU:HB3	2.37	0.49
1:A:97:MET:HG2	1:A:125:GLY:HA2	1.92	0.49
1:A:453:THR:O	1:A:457:VAL:HG23	2.13	0.49
1:B:514:PHE:O	1:B:517:TYR:HB3	2.13	0.49
1:B:162:THR:O	1:B:163:ASN:O	2.31	0.49

*Continued on next page...*

*Continued from previous page...*

Atom-1	Atom-2	Interatomic distance (Å)	Clash overlap (Å)
1:B:339:LEU:O	1:B:343:TYR:HB2	2.13	0.49
1:B:697:THR:O	1:B:701:SER:OG	2.09	0.49
1:A:98:ALA:HA	1:A:463:ILE:CD1	2.43	0.49
1:A:105:VAL:CG1	1:A:467:ALA:CB	2.90	0.49
1:A:461:GLY:HA2	1:A:491:GLY:CA	2.43	0.49
1:A:652:THR:HG22	1:A:694:LEU:HB3	1.95	0.49
1:A:674:TYR:CD2	1:A:680:PRO:CB	2.95	0.49
1:B:97:MET:HE2	1:B:128:VAL:HG21	1.93	0.49
1:B:423:THR:O	1:B:427:GLY:N	2.40	0.49
1:B:708:ILE:HA	1:B:711:VAL:HG22	1.94	0.49
1:A:82:LEU:HD11	1:A:140:GLY:O	2.13	0.49
1:A:94:GLY:HA3	1:A:129:MET:CB	2.43	0.49
1:A:170:VAL:HG11	1:A:261:TYR:HE2	1.78	0.49
1:B:161:TYR:CD2	1:B:169:PHE:HE2	2.24	0.49
1:B:192:VAL:O	1:B:196:VAL:CG2	2.61	0.49
1:B:236:ASP:CB	1:B:462:PRO:HG3	2.40	0.49
1:B:312:LYS:HA	1:B:313:PRO:HD3	1.63	0.49
1:B:341:TYR:O	1:B:345:LYS:CA	2.61	0.49
1:B:526:ASP:C	1:B:528:GLY:H	2.16	0.49
1:B:626:GLY:HA2	1:B:634:VAL:HG13	1.95	0.49
1:A:121:VAL:CG1	1:A:122:ALA:H	2.24	0.48
1:B:15:LEU:HD11	1:B:136:PHE:HD1	1.78	0.48
1:B:198:THR:CG2	1:B:235:GLY:N	2.62	0.48
1:B:463:ILE:CG2	1:B:464:ALA:N	2.76	0.48
1:A:138:LEU:HD12	1:A:141:LEU:HD12	1.95	0.48
1:A:229:ASN:HD21	1:A:469:GLY:HA3	1.78	0.48
1:A:548:ALA:HA	1:A:636:GLY:O	2.13	0.48
1:A:643:LEU:HD12	1:B:643:LEU:HD12	1.95	0.48
1:A:97:MET:HG3	1:A:125:GLY:CA	2.44	0.48
1:A:202:ASP:OD2	1:A:692:ASP:OD2	2.31	0.48
1:A:354:GLY:O	1:A:435:ALA:C	2.51	0.48
1:A:6:LEU:HD12	1:A:6:LEU:H	1.77	0.48
1:A:158:LEU:O	1:A:263:PHE:HZ	1.84	0.48
1:A:158:LEU:HG	1:A:263:PHE:CE2	2.49	0.48
1:A:170:VAL:HG22	1:A:261:TYR:CE2	2.20	0.48
1:A:170:VAL:CG1	1:A:261:TYR:CE2	2.96	0.48
1:A:357:PHE:CD2	1:A:360:ILE:CG2	2.96	0.48
1:A:539:MET:CG	1:B:539:MET:CG	2.90	0.48
1:B:263:PHE:HB2	1:B:283:ILE:HD13	1.95	0.48
1:A:105:VAL:O	1:A:106:ALA:C	2.50	0.48
1:A:514:PHE:O	1:A:517:TYR:HB3	2.13	0.48

*Continued on next page...*

*Continued from previous page...*

Atom-1	Atom-2	Interatomic distance (Å)	Clash overlap (Å)
1:B:391:THR:HG23	1:B:662:ALA:CA	2.42	0.48
1:A:97:MET:HE2	1:A:128:VAL:CG2	2.43	0.48
1:A:144:VAL:HA	1:A:148:PHE:HD2	1.79	0.48
1:A:470:ILE:O	1:A:471:SER:C	2.50	0.48
1:A:503:ILE:HD13	1:A:649:ALA:CB	2.43	0.48
1:B:26:VAL:C	1:B:28:LYS:H	2.17	0.48
1:B:153:GLY:O	1:B:157:ASN:N	2.42	0.48
1:B:161:TYR:CE2	1:B:169:PHE:HE2	2.30	0.48
1:B:167:ILE:O	1:B:167:ILE:HG22	2.13	0.48
1:B:191:ARG:CZ	1:B:700:PRO:HB2	2.44	0.48
1:B:259:ALA:HB3	1:B:287:ILE:HG12	1.94	0.48
1:B:391:THR:HG23	1:B:662:ALA:HA	1.96	0.48
1:A:11:PRO:HG3	1:A:295:LEU:HD22	1.93	0.48
1:A:97:MET:HB2	1:A:128:VAL:HG11	1.96	0.48
1:A:666:LEU:CD1	1:A:681:HIS:HD2	2.25	0.48
1:A:139:LEU:O	1:A:143:LEU:HD12	2.13	0.48
1:A:164:TRP:CZ2	1:A:165:LEU:HD21	2.49	0.48
1:A:191:ARG:HH21	1:A:243:ASP:HB2	1.78	0.48
1:A:656:GLY:HA3	1:A:695:LYS:HD2	1.91	0.48
1:A:667:GLU:HG3	1:A:681:HIS:CD2	2.49	0.48
1:B:65:ALA:HB1	1:B:81:LEU:HD21	1.87	0.48
1:A:655:SER:OG	1:A:659:TRP:CE3	2.56	0.48
1:A:666:LEU:C	1:A:666:LEU:CD1	2.71	0.48
1:B:76:THR:CG2	1:B:178:GLY:HA3	2.43	0.48
1:B:98:ALA:HB2	1:B:129:MET:CE	2.43	0.48
1:B:263:PHE:HB3	1:B:264:PRO:HD3	1.95	0.48
1:B:368:ILE:HG21	1:B:431:ALA:H	1.77	0.48
1:A:76:THR:CG2	1:A:178:GLY:HA3	2.44	0.48
1:B:82:LEU:HD11	1:B:140:GLY:O	2.14	0.48
1:B:158:LEU:HD23	1:B:263:PHE:CD2	2.49	0.48
1:B:202:ASP:HA	1:B:228:ASP:CG	2.34	0.48
1:B:232:ASP:OD2	1:B:465:ASP:OD1	2.32	0.48
1:B:461:GLY:O	1:B:465:ASP:HB2	2.13	0.48
1:B:551:GLY:CA	1:B:637:VAL:HG13	2.43	0.48
1:A:264:PRO:O	1:A:267:VAL:HG23	2.14	0.47
1:A:402:THR:HG21	1:A:686:ILE:CD1	2.43	0.47
1:B:386:TYR:O	1:B:387:ARG:HB3	2.14	0.47
1:A:97:MET:HG2	1:A:128:VAL:HG21	1.96	0.47
1:A:656:GLY:C	1:A:695:LYS:HD2	2.35	0.47
1:A:666:LEU:HD11	1:A:681:HIS:HA	1.96	0.47
1:B:258:LEU:CD2	1:B:516:SER:OG	2.61	0.47

*Continued on next page...*

*Continued from previous page...*

Atom-1	Atom-2	Interatomic distance (Å)	Clash overlap (Å)
1:B:390:PRO:CB	1:B:412:LEU:HD11	2.45	0.47
1:A:620:LEU:O	1:A:624:VAL:HG23	2.14	0.47
1:B:144:VAL:HA	1:B:148:PHE:CD2	2.49	0.47
1:B:233:ASN:O	1:B:234:VAL:C	2.53	0.47
1:B:519:PHE:O	1:B:522:ILE:HB	2.15	0.47
1:A:26:VAL:C	1:A:28:LYS:H	2.16	0.47
1:A:262:MET:SD	1:A:266:TYR:HE2	2.38	0.47
1:A:521:GLN:HG2	1:A:721:LYS:CG	2.42	0.47
1:B:465:ASP:OD2	1:B:488:ASP:OD1	2.33	0.47
1:B:667:GLU:HG3	1:B:681:HIS:CD2	2.50	0.47
1:A:144:VAL:O	1:A:148:PHE:HB2	2.15	0.47
1:A:656:GLY:CA	1:A:695:LYS:HD2	2.42	0.47
1:B:321:LEU:N	1:B:321:LEU:HD12	2.29	0.47
1:A:15:LEU:HD11	1:A:136:PHE:HD1	1.79	0.47
1:A:245:LEU:HD23	1:A:245:LEU:C	2.34	0.47
1:A:334:VAL:CG1	1:A:335:LEU:H	2.27	0.47
1:B:158:LEU:C	1:B:159:ASN:O	2.53	0.47
1:B:667:GLU:CG	1:B:681:HIS:CD2	2.97	0.47
1:A:161:TYR:CD2	1:A:169:PHE:HE2	2.26	0.47
1:A:360:ILE:O	1:A:363:TRP:HB3	2.14	0.47
1:A:383:TYR:CD1	1:A:416:SER:HB2	2.50	0.47
1:A:463:ILE:CG2	1:A:464:ALA:N	2.78	0.47
1:B:80:PHE:CE1	1:B:182:GLY:HA2	2.50	0.47
1:B:101:ALA:HB3	1:B:463:ILE:HD11	1.97	0.47
1:B:139:LEU:O	1:B:143:LEU:HD12	2.15	0.47
1:B:144:VAL:O	1:B:148:PHE:HB2	2.14	0.47
1:B:522:ILE:O	1:B:522:ILE:CG2	2.54	0.47
1:B:686:ILE:HA	1:B:689:THR:HG22	1.97	0.47
1:A:325:LEU:HD22	1:A:450:PHE:HE2	1.80	0.47
1:A:434:PHE:O	1:A:435:ALA:CB	2.63	0.47
1:A:521:GLN:CB	1:A:721:LYS:HD3	2.44	0.47
1:B:675:GLY:O	1:B:676:LYS:CB	2.63	0.47
1:A:97:MET:O	1:A:98:ALA:C	2.53	0.47
1:A:155:VAL:HA	1:A:158:LEU:HD13	1.97	0.47
1:A:244:LEU:HD23	1:A:502:ALA:HB2	1.97	0.47
1:A:521:GLN:HA	1:A:721:LYS:CD	2.43	0.47
1:B:236:ASP:CB	1:B:462:PRO:CG	2.91	0.47
1:B:533:LEU:HD23	1:B:533:LEU:O	2.14	0.47
1:B:711:VAL:HG23	1:B:712:VAL:N	2.30	0.47
1:A:68:LEU:HD21	1:A:76:THR:CG2	2.44	0.47
1:B:169:PHE:HB2	1:B:174:MET:CE	2.39	0.47

*Continued on next page...*

*Continued from previous page...*

Atom-1	Atom-2	Interatomic distance (Å)	Clash overlap (Å)
1:B:321:LEU:CG	1:B:457:VAL:HG13	2.44	0.47
1:B:488:ASP:OD2	1:B:664:LYS:HE3	2.14	0.47
1:B:619:ILE:HD11	1:B:708:ILE:CG1	2.33	0.47
1:B:720:PHE:HA	1:B:723:VAL:CG1	2.37	0.47
1:A:121:VAL:CG1	1:A:122:ALA:N	2.78	0.46
1:A:608:LEU:HA	1:A:611:MET:HB2	1.97	0.46
1:A:633:PHE:CE1	1:A:637:VAL:CG2	2.97	0.46
1:B:105:VAL:O	1:B:106:ALA:C	2.52	0.46
1:B:699:GLY:N	1:B:700:PRO:CD	2.78	0.46
1:A:144:VAL:HA	1:A:148:PHE:CD2	2.50	0.46
1:A:154:GLN:NE2	1:A:172:PHE:HA	2.30	0.46
1:A:288:SER:OG	1:A:292:PHE:HE2	1.98	0.46
1:A:503:ILE:CD1	1:A:649:ALA:HB1	2.44	0.46
1:B:164:TRP:CZ2	1:B:165:LEU:HD21	2.51	0.46
1:B:191:ARG:HH21	1:B:243:ASP:HB2	1.81	0.46
1:B:301:SER:CB	1:B:452:ALA:HB3	2.42	0.46
1:A:98:ALA:HB2	1:A:129:MET:CE	2.45	0.46
1:A:101:ALA:CB	1:A:125:GLY:HA3	2.46	0.46
1:A:154:GLN:CG	1:A:171:PRO:HB3	2.43	0.46
1:B:187:ALA:HB1	1:B:242:ALA:HB1	1.96	0.46
1:B:297:GLY:C	1:B:299:GLY:N	2.68	0.46
1:B:390:PRO:HB3	1:B:412:LEU:CG	2.45	0.46
1:A:26:VAL:C	1:A:28:LYS:N	2.69	0.46
1:A:129:MET:SD	1:A:459:SER:CB	3.01	0.46
1:A:170:VAL:HG12	1:A:173:ALA:H	1.79	0.46
1:A:462:PRO:HA	1:A:465:ASP:HB3	1.98	0.46
1:A:511:LEU:HD21	1:B:545:ILE:CG1	2.43	0.46
1:B:71:PHE:O	1:B:167:ILE:CD1	2.64	0.46
1:B:197:TYR:HE2	1:B:230:VAL:HG23	1.81	0.46
1:B:230:VAL:CG2	1:B:231:GLY:N	2.78	0.46
1:B:447:MET:SD	1:B:505:SER:N	2.89	0.46
1:A:188:MET:O	1:A:192:VAL:HG23	2.16	0.46
1:A:240:LEU:HD12	1:A:458:ASP:HB3	1.97	0.46
1:A:416:SER:OG	1:A:654:ASN:ND2	2.47	0.46
1:A:623:LEU:O	1:A:627:PHE:HD2	1.98	0.46
1:A:666:LEU:HD12	1:A:681:HIS:CD2	2.45	0.46
1:B:12:LEU:CD1	1:B:139:LEU:HD13	2.43	0.46
1:B:122:ALA:O	1:B:463:ILE:HD13	2.15	0.46
1:B:193:GLY:O	1:B:197:TYR:N	2.48	0.46
1:B:200:ALA:CA	1:B:570:ALA:HB2	2.46	0.46
1:B:441:ALA:HB2	1:B:512:SER:HB2	1.96	0.46

*Continued on next page...*



*Continued from previous page...*

Atom-1	Atom-2	Interatomic distance (Å)	Clash overlap (Å)
1:A:53:GLU:HA	1:A:608:LEU:CD1	2.46	0.46
1:A:157:ASN:C	1:A:159:ASN:H	2.18	0.46
1:A:458:ASP:OD2	1:A:498:GLY:HA3	2.16	0.46
1:A:663:LYS:HD3	1:A:688:ASP:CB	2.44	0.46
1:A:172:PHE:CE2	1:A:256:ILE:CG2	2.98	0.46
1:A:176:VAL:HG23	1:A:253:VAL:HG13	1.98	0.46
1:B:386:TYR:O	1:B:387:ARG:HB2	2.14	0.46
1:B:619:ILE:HD12	1:B:712:VAL:HG21	1.98	0.46
1:A:368:ILE:HG21	1:A:431:ALA:H	1.81	0.46
1:B:396:LYS:HA	1:B:671:LEU:HD21	1.98	0.46
1:B:681:HIS:O	1:B:685:VAL:HG23	2.15	0.46
1:A:263:PHE:CD1	1:A:263:PHE:C	2.88	0.46
1:A:390:PRO:HB3	1:A:412:LEU:CG	2.46	0.46
1:A:400:GLU:HB2	1:A:404:MET:HE2	1.98	0.46
1:A:460:TYR:OH	1:A:487:LEU:HD23	2.16	0.46
1:A:517:TYR:OH	1:A:634:VAL:CG2	2.56	0.46
1:A:521:GLN:HG2	1:A:721:LYS:CD	2.46	0.46
1:A:372:SER:O	1:A:376:ILE:HG13	2.15	0.46
1:A:522:ILE:O	1:A:522:ILE:CG2	2.61	0.46
1:A:666:LEU:HD11	1:A:681:HIS:CA	2.46	0.46
1:B:202:ASP:OD2	1:B:692:ASP:OD2	2.34	0.46
1:B:298:LEU:HA	1:B:301:SER:OG	2.15	0.46
1:B:319:ARG:O	1:B:323:ILE:HD13	2.15	0.46
1:B:363:TRP:CZ2	1:B:367:ILE:CD1	2.92	0.46
1:A:12:LEU:CD1	1:A:139:LEU:HD13	2.43	0.45
1:A:138:LEU:HD22	1:A:298:LEU:HD23	1.97	0.45
1:A:261:TYR:HE1	1:A:264:PRO:HG3	1.81	0.45
1:A:263:PHE:O	1:A:267:VAL:HG22	2.16	0.45
1:A:357:PHE:CE2	1:A:360:ILE:CG2	2.97	0.45
1:A:383:TYR:CD1	1:A:390:PRO:HG3	2.51	0.45
1:A:656:GLY:C	1:A:695:LYS:CD	2.83	0.45
1:B:97:MET:HB2	1:B:128:VAL:HG11	1.98	0.45
1:B:406:ILE:HD11	1:B:686:ILE:HG22	1.98	0.45
1:A:256:ILE:HD12	1:A:290:PRO:HG2	1.97	0.45
1:A:357:PHE:CE2	1:A:361:SER:CA	2.84	0.45
1:A:431:ALA:HB1	1:A:443:ALA:HB2	1.98	0.45
1:A:705:LEU:HD22	1:A:705:LEU:C	2.36	0.45
1:B:170:VAL:HG11	1:B:261:TYR:HE2	1.81	0.45
1:B:383:TYR:CD1	1:B:390:PRO:HG3	2.50	0.45
1:B:447:MET:SD	1:B:504:GLY:C	2.95	0.45
1:B:503:ILE:CD1	1:B:649:ALA:HB1	2.46	0.45

*Continued on next page...*



*Continued from previous page...*

Atom-1	Atom-2	Interatomic distance (Å)	Clash overlap (Å)
1:A:287:ILE:O	1:A:290:PRO:HD2	2.16	0.45
1:A:424:LEU:HA	1:A:424:LEU:HD23	1.58	0.45
1:A:666:LEU:CB	1:A:684:LEU:HD23	2.38	0.45
1:A:705:LEU:HD22	1:A:709:MET:HB2	1.98	0.45
1:B:86:MET:CE	1:B:139:LEU:HD23	2.46	0.45
1:B:321:LEU:CD1	1:B:321:LEU:H	2.28	0.45
1:B:447:MET:HE3	1:B:508:PHE:CD2	2.51	0.45
1:B:484:THR:HG22	1:B:485:ASP:N	2.31	0.45
1:A:386:TYR:HB3	1:A:391:THR:HG22	1.98	0.45
1:A:460:TYR:CE1	1:A:490:VAL:CG1	2.99	0.45
1:A:663:LYS:HD3	1:A:688:ASP:HB3	1.98	0.45
1:B:76:THR:OG1	1:B:174:MET:HG3	2.15	0.45
1:B:289:TYR:CG	1:B:344:LEU:HD11	2.52	0.45
1:B:333:VAL:HG13	1:B:363:TRP:CZ2	2.51	0.45
1:B:334:VAL:CG1	1:B:335:LEU:N	2.80	0.45
1:B:666:LEU:HD11	1:B:681:HIS:CA	2.45	0.45
1:A:148:PHE:HB3	1:A:175:THR:HG21	1.97	0.45
1:A:233:ASN:O	1:A:234:VAL:C	2.53	0.45
1:A:465:ASP:OD2	2:A:1727:PO4:O1	2.35	0.45
1:B:25:VAL:O	1:B:28:LYS:CB	2.65	0.45
1:B:663:LYS:HZ3	1:B:664:LYS:HE2	1.81	0.45
1:A:80:PHE:CD2	1:A:81:LEU:HD22	2.49	0.45
1:A:266:TYR:CD1	1:A:531:PRO:HG2	2.52	0.45
1:A:519:PHE:CD1	1:A:519:PHE:C	2.90	0.45
1:A:626:GLY:CA	1:A:634:VAL:HG13	2.47	0.45
1:B:73:THR:O	1:B:73:THR:OG1	2.30	0.45
1:B:428:ILE:HD12	1:B:508:PHE:CZ	2.51	0.45
1:B:517:TYR:HB2	1:B:714:VAL:HG12	1.99	0.45
1:B:608:LEU:HA	1:B:611:MET:HB2	1.99	0.45
1:A:161:TYR:CE2	1:A:169:PHE:HE2	2.34	0.45
1:A:350:LEU:HD22	1:A:355:PHE:CE2	2.51	0.45
1:A:386:TYR:HB3	1:A:391:THR:HG21	1.97	0.45
1:B:26:VAL:C	1:B:28:LYS:N	2.70	0.45
1:B:145:TYR:CE1	1:B:291:ILE:HD13	2.52	0.45
1:B:157:ASN:O	1:B:159:ASN:N	2.50	0.45
1:B:164:TRP:CH2	1:B:165:LEU:HD21	2.52	0.45
1:B:198:THR:CG2	1:B:235:GLY:H	2.27	0.45
1:B:317:PRO:HA	1:B:320:GLU:OE2	2.16	0.45
1:B:606:ASN:O	1:B:610:GLN:HB2	2.17	0.45
1:A:357:PHE:CE1	1:A:434:PHE:CD1	3.04	0.45
1:A:667:GLU:CG	1:A:681:HIS:CD2	3.00	0.45

*Continued on next page...*

*Continued from previous page...*

Atom-1	Atom-2	Interatomic distance (Å)	Clash overlap (Å)
1:A:53:GLU:OE2	1:A:190:ASP:OD1	2.34	0.45
1:A:192:VAL:CG1	1:A:562:LEU:HD21	2.44	0.45
1:A:546:ALA:CB	1:B:429:LEU:HD21	2.47	0.45
1:A:610:GLN:HG3	1:A:610:GLN:O	2.16	0.45
1:B:15:LEU:HD11	1:B:136:PHE:CD1	2.52	0.45
1:A:112:THR:O	1:A:113:LYS:HG2	2.17	0.45
1:A:181:LEU:HD13	1:A:711:VAL:CG2	2.46	0.45
1:A:506:ALA:CB	1:A:706:ILE:HD11	2.46	0.45
1:B:97:MET:HE2	1:B:128:VAL:CG2	2.47	0.45
1:A:258:LEU:O	1:A:262:MET:HE2	2.16	0.44
1:A:466:ASN:O	1:A:467:ALA:C	2.54	0.44
1:A:470:ILE:HG22	1:A:471:SER:N	2.31	0.44
1:A:484:THR:HG22	1:A:485:ASP:N	2.31	0.44
1:A:507:ILE:HG21	1:B:549:LEU:HD11	1.99	0.44
1:A:686:ILE:HA	1:A:689:THR:HG22	1.99	0.44
1:A:711:VAL:HG23	1:A:712:VAL:N	2.32	0.44
1:B:205:ALA:C	1:B:207:LEU:H	2.21	0.44
1:B:623:LEU:O	1:B:627:PHE:HD2	2.00	0.44
1:A:535:LEU:HB3	1:B:540:LEU:HD23	2.00	0.44
1:B:395:GLY:O	1:B:398:SER:CB	2.65	0.44
1:B:708:ILE:HA	1:B:711:VAL:CG2	2.48	0.44
1:A:154:GLN:HB3	1:A:171:PRO:HB2	1.99	0.44
1:A:185:ILE:O	1:A:189:PHE:HD1	2.01	0.44
1:A:347:LEU:HD13	1:A:347:LEU:HA	1.80	0.44
1:A:397:SER:HB2	1:A:404:MET:CE	2.48	0.44
1:B:80:PHE:CD2	1:B:81:LEU:HD22	2.52	0.44
1:B:288:SER:O	1:B:291:ILE:HB	2.17	0.44
1:B:663:LYS:HD3	1:B:688:ASP:CB	2.48	0.44
1:B:666:LEU:O	1:B:669:GLY:N	2.48	0.44
1:B:705:LEU:HD22	1:B:705:LEU:C	2.36	0.44
1:A:419:PRO:N	1:A:420:PRO:HD2	2.32	0.44
1:B:181:LEU:HD13	1:B:711:VAL:CG2	2.48	0.44
1:A:25:VAL:O	1:A:28:LYS:CB	2.65	0.44
1:A:167:ILE:O	1:A:167:ILE:CG2	2.65	0.44
1:A:292:PHE:HB3	1:A:339:LEU:HD21	2.00	0.44
1:A:398:SER:HB2	1:A:680:PRO:O	2.18	0.44
1:B:138:LEU:HD22	1:B:298:LEU:HD23	1.99	0.44
1:B:163:ASN:HB2	1:B:169:PHE:HD2	1.81	0.44
1:B:341:TYR:O	1:B:345:LYS:CB	2.66	0.44
1:A:87:SER:O	1:A:88:ALA:C	2.56	0.44
1:A:138:LEU:HD12	1:A:138:LEU:HA	1.61	0.44

*Continued on next page...*

*Continued from previous page...*

Atom-1	Atom-2	Interatomic distance (Å)	Clash overlap (Å)
1:A:321:LEU:N	1:A:321:LEU:CD1	2.80	0.44
1:A:339:LEU:HD13	1:A:339:LEU:C	2.38	0.44
1:A:341:TYR:O	1:A:345:LYS:CA	2.65	0.44
1:A:424:LEU:O	1:A:428:ILE:CD1	2.59	0.44
1:A:558:PHE:HE1	1:A:701:SER:HB3	1.83	0.44
1:B:62:ILE:O	1:B:65:ALA:HB3	2.17	0.44
1:B:94:GLY:CA	1:B:129:MET:HA	2.48	0.44
1:B:233:ASN:C	1:B:237:VAL:HG22	2.33	0.44
1:B:262:MET:HE2	1:B:262:MET:N	2.33	0.44
1:B:307:TYR:O	1:B:311:LYS:N	2.49	0.44
1:B:662:ALA:O	1:B:684:LEU:HD23	2.18	0.44
1:A:499:LYS:CE	1:A:695:LYS:O	2.57	0.44
1:A:521:GLN:CA	1:A:721:LYS:HD3	2.47	0.44
1:A:545:ILE:CG1	1:B:511:LEU:HD21	2.39	0.44
1:A:719:ILE:HG22	1:A:723:VAL:CG1	2.42	0.44
1:B:386:TYR:HB3	1:B:391:THR:HG22	1.97	0.44
1:B:261:TYR:CD1	1:B:264:PRO:CG	3.01	0.44
1:B:347:LEU:HD13	1:B:347:LEU:HA	1.77	0.44
1:B:559:SER:OG	1:B:702:LEU:HD21	2.17	0.44
1:A:25:VAL:HB	1:A:97:MET:HE1	1.98	0.44
1:B:129:MET:O	1:B:133:VAL:HG23	2.17	0.44
1:A:15:LEU:HD11	1:A:136:PHE:CD1	2.53	0.43
1:A:22:PHE:CA	1:A:97:MET:HE1	2.39	0.43
1:A:702:LEU:HD12	1:A:702:LEU:HA	1.69	0.43
1:B:82:LEU:HD21	1:B:140:GLY:HA2	1.99	0.43
1:B:184:SER:CA	1:B:246:GLU:HG3	2.47	0.43
1:B:185:ILE:O	1:B:189:PHE:HD1	2.01	0.43
1:B:263:PHE:CE1	1:B:276:HIS:CE1	3.06	0.43
1:B:288:SER:HG	1:B:292:PHE:HE2	1.63	0.43
1:A:169:PHE:HB2	1:A:174:MET:CE	2.42	0.43
1:A:623:LEU:O	1:A:627:PHE:CD2	2.71	0.43
1:B:633:PHE:CE1	1:B:637:VAL:CG2	3.02	0.43
1:A:82:LEU:HD21	1:A:140:GLY:HA2	2.00	0.43
1:A:122:ALA:O	1:A:463:ILE:HG21	2.17	0.43
1:A:270:ILE:O	1:A:271:GLY:C	2.57	0.43
1:A:285:ALA:CB	1:A:347:LEU:HD11	2.48	0.43
1:A:411:SER:CB	1:B:563:ILE:CG2	2.83	0.43
1:A:705:LEU:HD11	1:A:709:MET:HE3	2.00	0.43
1:A:708:ILE:HA	1:A:711:VAL:CG2	2.47	0.43
1:B:138:LEU:HD12	1:B:138:LEU:HA	1.68	0.43
1:A:246:GLU:OE2	1:A:704:ILE:HG23	2.18	0.43

*Continued on next page...*

*Continued from previous page...*

Atom-1	Atom-2	Interatomic distance (Å)	Clash overlap (Å)
1:A:295:LEU:O	1:A:298:LEU:HD12	2.17	0.43
1:A:539:MET:HG3	1:B:539:MET:HG2	1.98	0.43
1:B:248:PHE:CE1	1:B:252:ILE:HD11	2.53	0.43
1:B:334:VAL:CG1	1:B:335:LEU:H	2.32	0.43
1:B:717:VAL:HG13	1:B:721:LYS:HE2	1.99	0.43
1:A:158:LEU:HD21	1:A:283:ILE:HG21	1.98	0.43
1:B:15:LEU:HG	1:B:135:GLY:HA3	2.00	0.43
1:B:382:TYR:CE1	1:B:389:LYS:HB3	2.52	0.43
1:A:325:LEU:HD22	1:A:450:PHE:CE2	2.53	0.43
1:A:398:SER:HA	1:A:405:VAL:CG1	2.48	0.43
1:A:417:VAL:HG11	1:A:647:MET:CE	2.48	0.43
1:B:68:LEU:HD22	1:B:77:GLY:CA	2.49	0.43
1:B:72:THR:C	1:B:73:THR:HG23	2.38	0.43
1:A:411:SER:HB2	1:B:563:ILE:HG23	1.94	0.43
1:A:551:GLY:HA2	1:A:637:VAL:HG13	2.01	0.43
1:B:97:MET:O	1:B:98:ALA:C	2.55	0.43
1:B:158:LEU:HD23	1:B:158:LEU:C	2.39	0.43
1:B:167:ILE:O	1:B:167:ILE:CG2	2.67	0.43
1:B:199:LYS:CG	1:B:696:ASP:CB	2.96	0.43
1:B:337:ALA:N	1:B:363:TRP:CD1	2.87	0.43
1:B:437:LEU:HD13	1:B:437:LEU:HA	1.59	0.43
1:A:145:TYR:CD1	1:A:291:ILE:HD13	2.54	0.43
1:A:373:GLY:HA3	1:A:447:MET:HG3	2.01	0.43
1:B:326:TRP:CE2	1:B:378:PHE:CZ	3.00	0.43
1:B:448:LEU:HA	1:B:448:LEU:HD12	1.81	0.43
1:A:101:ALA:HB3	1:A:125:GLY:HA3	2.00	0.43
1:A:264:PRO:HG2	1:A:519:PHE:HZ	1.84	0.43
1:B:197:TYR:HE2	1:B:230:VAL:CG2	2.30	0.43
1:B:664:LYS:HD3	1:B:664:LYS:HA	1.80	0.43
1:A:261:TYR:O	1:A:264:PRO:HD2	2.19	0.43
1:A:554:ILE:HG21	1:A:709:MET:HE1	2.00	0.43
1:B:69:MET:HE2	1:B:74:TRP:CB	2.49	0.43
1:B:121:VAL:CG1	1:B:122:ALA:H	2.31	0.43
1:B:170:VAL:CG1	1:B:261:TYR:HE2	2.32	0.43
1:A:65:ALA:HB1	1:A:81:LEU:CD2	2.47	0.42
1:A:81:LEU:HD13	1:A:81:LEU:HA	1.72	0.42
1:A:191:ARG:O	1:A:195:GLY:N	2.47	0.42
1:A:457:VAL:O	1:A:460:TYR:HB3	2.19	0.42
1:A:720:PHE:CA	1:A:723:VAL:HG12	2.35	0.42
1:B:144:VAL:CG1	1:B:176:VAL:HG12	2.49	0.42
1:B:289:TYR:CE1	1:B:339:LEU:HD12	2.53	0.42

*Continued on next page...*

*Continued from previous page...*

Atom-1	Atom-2	Interatomic distance (Å)	Clash overlap (Å)
1:B:316:ASN:C	1:B:316:ASN:OD1	2.57	0.42
1:B:331:LEU:O	1:B:334:VAL:HG12	2.19	0.42
1:B:562:LEU:HD13	1:B:701:SER:CB	2.49	0.42
1:A:72:THR:C	1:A:73:THR:HG23	2.40	0.42
1:A:148:PHE:CB	1:A:175:THR:HG21	2.49	0.42
1:A:200:ALA:HB1	1:A:570:ALA:HA	2.00	0.42
1:A:289:TYR:CE2	1:A:362:PRO:HB2	2.53	0.42
1:B:200:ALA:HB1	1:B:570:ALA:CA	2.48	0.42
1:A:22:PHE:O	1:A:26:VAL:N	2.40	0.42
1:A:301:SER:CB	1:A:452:ALA:HB3	2.50	0.42
1:A:684:LEU:HA	1:A:684:LEU:HD12	1.41	0.42
1:B:68:LEU:HD21	1:B:76:THR:CG2	2.49	0.42
1:B:77:GLY:O	1:B:80:PHE:HB3	2.20	0.42
1:B:261:TYR:HD1	1:B:264:PRO:HD2	1.84	0.42
1:B:263:PHE:O	1:B:267:VAL:HG23	2.19	0.42
1:B:410:LEU:HA	1:B:410:LEU:HD12	1.59	0.42
1:B:517:TYR:OH	1:B:634:VAL:CG2	2.62	0.42
1:B:684:LEU:HA	1:B:684:LEU:HD12	1.46	0.42
1:A:138:LEU:HD23	1:A:298:LEU:CD2	2.50	0.42
1:A:261:TYR:CD1	1:A:519:PHE:CZ	3.07	0.42
1:B:623:LEU:O	1:B:627:PHE:CD2	2.72	0.42
1:A:322:ASN:O	1:A:326:TRP:CD1	2.73	0.42
1:A:540:LEU:HD23	1:B:535:LEU:HD23	2.01	0.42
1:B:72:THR:O	1:B:73:THR:HG22	2.19	0.42
1:B:101:ALA:HB3	1:B:125:GLY:HA3	2.01	0.42
1:B:558:PHE:O	1:B:562:LEU:HG	2.20	0.42
1:A:321:LEU:CD1	1:A:321:LEU:H	2.33	0.42
1:A:431:ALA:HB1	1:A:443:ALA:CB	2.49	0.42
1:B:261:TYR:CD1	1:B:264:PRO:HD2	2.54	0.42
1:A:10:ILE:N	1:A:11:PRO:HD3	2.34	0.42
1:A:343:TYR:O	1:A:344:LEU:HD23	2.20	0.42
1:A:699:GLY:N	1:A:700:PRO:CD	2.81	0.42
1:B:358:GLY:O	1:B:359:ALA:CB	2.67	0.42
1:B:417:VAL:HG22	1:B:650:ILE:HB	2.02	0.42
1:A:146:LEU:HD23	1:A:146:LEU:HA	1.87	0.42
1:A:289:TYR:CG	1:A:344:LEU:HD11	2.54	0.42
1:A:666:LEU:O	1:A:669:GLY:N	2.50	0.42
1:A:669:GLY:O	1:A:670:ASN:HB2	2.19	0.42
1:B:263:PHE:HB2	1:B:283:ILE:CD1	2.49	0.42
1:B:339:LEU:C	1:B:339:LEU:CD1	2.88	0.42
1:B:461:GLY:O	1:B:465:ASP:CB	2.68	0.42

*Continued on next page...*

*Continued from previous page...*

Atom-1	Atom-2	Interatomic distance (Å)	Clash overlap (Å)
1:B:563:ILE:HG22	1:B:564:SER:H	1.85	0.42
1:B:667:GLU:HG2	1:B:681:HIS:CD2	2.55	0.42
1:B:677:GLY:O	1:B:678:SER:CB	2.66	0.42
1:A:6:LEU:O	1:A:10:ILE:CD1	2.68	0.42
1:A:282:THR:HA	1:A:347:LEU:CD1	2.45	0.42
1:A:337:ALA:HB2	1:A:363:TRP:NE1	2.34	0.42
1:A:422:LEU:HD22	1:A:422:LEU:O	2.20	0.42
1:A:616:PHE:CD1	1:A:616:PHE:C	2.93	0.42
1:B:7:PHE:HA	1:B:10:ILE:HD13	2.02	0.42
1:B:15:LEU:CD2	1:B:135:GLY:HA3	2.49	0.42
1:B:398:SER:OG	1:B:684:LEU:CD2	2.68	0.42
1:B:422:LEU:O	1:B:422:LEU:HD22	2.20	0.42
1:A:71:PHE:O	1:A:167:ILE:CD1	2.68	0.42
1:A:526:ASP:C	1:A:528:GLY:H	2.24	0.42
1:B:72:THR:C	1:B:73:THR:CG2	2.88	0.42
1:A:286:LEU:HD13	1:A:353:LEU:HG	2.01	0.41
1:A:329:ALA:O	1:A:333:VAL:HG23	2.20	0.41
1:A:705:LEU:O	1:A:705:LEU:CD2	2.68	0.41
1:B:72:THR:O	1:B:73:THR:CG2	2.68	0.41
1:B:189:PHE:CD2	1:B:611:MET:SD	3.13	0.41
1:B:266:TYR:O	1:B:267:VAL:C	2.57	0.41
1:B:616:PHE:CD1	1:B:616:PHE:C	2.93	0.41
1:A:192:VAL:HG11	1:A:614:PRO:HG2	2.00	0.41
1:A:200:ALA:CB	1:A:570:ALA:HB2	2.50	0.41
1:A:363:TRP:CZ2	1:A:367:ILE:CD1	3.02	0.41
1:A:370:ILE:HG12	1:A:446:GLY:O	2.21	0.41
1:B:366:ALA:O	1:B:370:ILE:HG13	2.20	0.41
1:A:259:ALA:CB	1:A:287:ILE:CG1	2.99	0.41
1:A:627:PHE:CD1	1:A:720:PHE:HB3	2.56	0.41
1:B:198:THR:O	1:B:201:ALA:HB3	2.20	0.41
1:B:663:LYS:HD3	1:B:688:ASP:HB3	2.02	0.41
1:A:79:ALA:O	1:A:82:LEU:HB3	2.20	0.41
1:A:151:TRP:CE3	1:A:152:MET:HG2	2.55	0.41
1:A:337:ALA:HA	1:A:363:TRP:CD1	2.56	0.41
1:B:140:GLY:O	1:B:143:LEU:HB2	2.21	0.41
1:B:261:TYR:CE1	1:B:264:PRO:CG	3.03	0.41
1:B:382:TYR:O	1:B:382:TYR:CD1	2.73	0.41
1:A:448:LEU:C	1:A:450:PHE:H	2.23	0.41
1:A:613:TYR:HB3	1:A:614:PRO:HD3	2.02	0.41
1:B:282:THR:HA	1:B:347:LEU:HD12	2.03	0.41
1:B:289:TYR:HH	1:B:293:PHE:HD2	1.67	0.41

*Continued on next page...*

*Continued from previous page...*

Atom-1	Atom-2	Interatomic distance (Å)	Clash overlap (Å)
1:B:389:LYS:HB3	1:B:390:PRO:HD3	2.03	0.41
1:A:300:CYS:SG	1:A:332:THR:HA	2.60	0.41
1:A:373:GLY:CA	1:A:447:MET:HG3	2.50	0.41
1:B:81:LEU:HD13	1:B:81:LEU:HA	1.65	0.41
1:B:170:VAL:CG1	1:B:261:TYR:CE2	3.03	0.41
1:A:86:MET:CE	1:A:139:LEU:HD23	2.50	0.41
1:A:185:ILE:HG23	1:A:189:PHE:CE1	2.55	0.41
1:A:259:ALA:HB1	1:A:287:ILE:HG13	2.01	0.41
1:A:413:GLY:O	1:A:416:SER:HB3	2.21	0.41
1:A:553:ALA:CA	1:B:647:MET:HE1	2.48	0.41
1:A:717:VAL:HG13	1:A:721:LYS:HE2	2.03	0.41
1:B:460:TYR:OH	1:B:487:LEU:HA	2.20	0.41
1:A:67:LEU:CD1	1:A:71:PHE:HE2	2.32	0.41
1:A:72:THR:O	1:A:73:THR:HG22	2.21	0.41
1:A:72:THR:O	1:A:73:THR:CG2	2.69	0.41
1:A:72:THR:C	1:A:73:THR:CG2	2.89	0.41
1:A:77:GLY:O	1:A:80:PHE:HB3	2.21	0.41
1:A:138:LEU:HD23	1:A:298:LEU:HD21	2.03	0.41
1:A:138:LEU:CD2	1:A:298:LEU:HD23	2.51	0.41
1:A:154:GLN:NE2	1:A:171:PRO:C	2.74	0.41
1:A:198:THR:HG22	1:A:231:GLY:C	2.41	0.41
1:A:282:THR:O	1:A:286:LEU:HG	2.21	0.41
1:A:288:SER:CB	1:A:292:PHE:CE2	3.04	0.41
1:A:370:ILE:CG1	1:A:446:GLY:O	2.69	0.41
1:A:410:LEU:HD12	1:A:410:LEU:HA	1.81	0.41
1:A:538:ASN:O	1:A:544:VAL:HG21	2.20	0.41
1:B:87:SER:O	1:B:88:ALA:C	2.58	0.41
1:B:413:GLY:O	1:B:417:VAL:HG23	2.21	0.41
1:B:494:THR:HA	1:B:497:ILE:HD12	2.03	0.41
1:B:619:ILE:O	1:B:622:PRO:HD2	2.21	0.41
1:B:649:ALA:HA	1:B:699:GLY:CA	2.51	0.41
1:A:68:LEU:HD22	1:A:77:GLY:CA	2.51	0.41
1:A:317:PRO:HA	1:A:320:GLU:CD	2.41	0.41
1:A:341:TYR:O	1:A:345:LYS:CB	2.68	0.41
1:A:523:SER:HB3	1:A:524:PRO:HD2	2.03	0.41
1:A:561:TYR:CE2	1:A:613:TYR:HB3	2.56	0.41
1:A:605:ASP:OD1	1:A:609:LYS:HD2	2.21	0.41
1:A:619:ILE:HD12	1:A:712:VAL:HG21	2.03	0.41
1:A:652:THR:HB	1:A:694:LEU:C	2.42	0.41
1:B:129:MET:SD	1:B:459:SER:CB	3.06	0.41
1:B:168:ASN:O	1:B:168:ASN:ND2	2.42	0.41

*Continued on next page...*



Continued from previous page...

Atom-1	Atom-2	Interatomic distance (Å)	Clash overlap (Å)
1:B:332:THR:O	1:B:336:THR:CB	2.69	0.41
1:B:651:LEU:O	1:B:655:SER:HB3	2.20	0.41
1:A:69:MET:HE3	1:A:74:TRP:O	2.20	0.40
1:A:337:ALA:HB2	1:A:363:TRP:CZ2	2.55	0.40
1:A:357:PHE:CE1	1:A:434:PHE:HD1	2.39	0.40
1:A:448:LEU:HA	1:A:448:LEU:HD12	1.77	0.40
1:B:163:ASN:ND2	1:B:164:TRP:H	2.19	0.40
1:A:53:GLU:HA	1:A:608:LEU:HD11	2.04	0.40
1:A:553:ALA:HB1	1:B:418:PHE:CD1	2.56	0.40
1:A:563:ILE:HG21	1:A:563:ILE:HD13	1.91	0.40
1:A:624:VAL:O	1:A:628:LEU:HD13	2.21	0.40
1:B:679:GLU:N	1:B:680:PRO:CD	2.84	0.40
1:A:310:VAL:O	1:A:310:VAL:CG1	2.69	0.40
1:A:339:LEU:O	1:A:343:TYR:HB2	2.21	0.40
1:A:357:PHE:HZ	1:A:364:PHE:HB2	1.85	0.40
1:A:386:TYR:CD1	1:A:386:TYR:C	2.93	0.40
1:A:437:LEU:O	1:A:440:VAL:HB	2.21	0.40
1:A:503:ILE:HD13	1:A:649:ALA:HB1	2.01	0.40
1:B:460:TYR:C	1:B:463:ILE:HG22	2.40	0.40
1:B:603:THR:HA	1:B:606:ASN:HB3	2.04	0.40
1:B:626:GLY:CA	1:B:634:VAL:HG13	2.51	0.40
1:B:719:ILE:HG22	1:B:723:VAL:CG1	2.45	0.40
1:B:50:LEU:HD13	1:B:50:LEU:HA	1.91	0.40
1:B:87:SER:OG	1:B:186:ILE:HG21	2.21	0.40
1:A:354:GLY:O	1:A:435:ALA:CA	2.69	0.40
1:A:450:PHE:HZ	1:A:501:PHE:CE2	2.35	0.40
1:B:122:ALA:O	1:B:463:ILE:HG21	2.21	0.40
1:B:517:TYR:CE1	1:B:717:VAL:HG11	2.56	0.40
1:B:521:GLN:C	1:B:523:SER:N	2.73	0.40
1:B:523:SER:HB3	1:B:524:PRO:HD2	2.03	0.40
1:B:622:PRO:HG3	1:B:709:MET:CG	2.51	0.40

There are no symmetry-related clashes.

## 5.3 Torsion angles

### 5.3.1 Protein backbone

In the following table, the Percentiles column shows the percent Ramachandran outliers of the chain as a percentile score with respect to all X-ray entries followed by that with respect to entries of similar resolution.



The Analysed column shows the number of residues for which the backbone conformation was analysed, and the total number of residues.

Mol	Chain	Analysed	Favoured	Allowed	Outliers	Percentiles	
1	A	643/735 (88%)	579 (90%)	42 (6%)	22 (3%)	3	30
1	B	626/735 (85%)	566 (90%)	37 (6%)	23 (4%)	3	28
All	All	1269/1470 (86%)	1145 (90%)	79 (6%)	45 (4%)	3	29

All (45) Ramachandran outliers are listed below:

Mol	Chain	Res	Type
1	A	41	TYR
1	A	74	TRP
1	A	163	ASN
1	A	260	SER
1	A	269	LYS
1	A	298	LEU
1	A	359	ALA
1	A	402	THR
1	A	522	ILE
1	A	527	ILE
1	A	672	GLU
1	B	41	TYR
1	B	74	TRP
1	B	158	LEU
1	B	163	ASN
1	B	268	GLN
1	B	269	LYS
1	B	298	LEU
1	B	402	THR
1	B	522	ILE
1	B	527	ILE
1	A	159	ASN
1	A	297	GLY
1	A	358	GLY
1	A	387	ARG
1	A	435	ALA
1	B	159	ASN
1	B	260	SER
1	B	297	GLY
1	B	359	ALA
1	B	387	ARG
1	B	435	ALA
1	B	676	LYS

*Continued on next page...*

*Continued from previous page...*

Mol	Chain	Res	Type
1	A	449	SER
1	B	166	GLY
1	A	27	ARG
1	A	166	GLY
1	A	678	SER
1	B	168	ASN
1	A	389	LYS
1	A	470	ILE
1	B	27	ARG
1	B	389	LYS
1	B	523	SER
1	B	675	GLY

### 5.3.2 Protein sidechains [i](#)

In the following table, the Percentiles column shows the percent sidechain outliers of the chain as a percentile score with respect to all X-ray entries followed by that with respect to entries of similar resolution.

The Analysed column shows the number of residues for which the sidechain conformation was analysed, and the total number of residues.

Mol	Chain	Analysed	Rotameric	Outliers	Percentiles
1	A	482/575 (84%)	428 (89%)	54 (11%)	<b>6</b> <b>25</b>
1	B	460/575 (80%)	411 (89%)	49 (11%)	<b>6</b> <b>27</b>
All	All	942/1150 (82%)	839 (89%)	103 (11%)	<b>6</b> <b>26</b>

All (103) residues with a non-rotameric sidechain are listed below:

Mol	Chain	Res	Type
1	A	13	VAL
1	A	48	SER
1	A	50	LEU
1	A	57	ILE
1	A	67	LEU
1	A	82	LEU
1	A	86	MET
1	A	97	MET
1	A	103	VAL
1	A	110	ARG
1	A	124	GLN

*Continued on next page...*

*Continued from previous page...*

<b>Mol</b>	<b>Chain</b>	<b>Res</b>	<b>Type</b>
1	A	138	LEU
1	A	162	THR
1	A	186	ILE
1	A	199	LYS
1	A	240	LEU
1	A	263	PHE
1	A	267	VAL
1	A	268	GLN
1	A	274	LEU
1	A	298	LEU
1	A	314	SER
1	A	315	ASP
1	A	324	SER
1	A	339	LEU
1	A	347	LEU
1	A	353	LEU
1	A	375	LEU
1	A	389	LYS
1	A	404	MET
1	A	407	SER
1	A	410	LEU
1	A	422	LEU
1	A	437	LEU
1	A	448	LEU
1	A	484	THR
1	A	508	PHE
1	A	533	LEU
1	A	536	LEU
1	A	537	LEU
1	A	550	LEU
1	A	563	ILE
1	A	564	SER
1	A	609	LYS
1	A	613	TYR
1	A	619	ILE
1	A	638	LEU
1	A	666	LEU
1	A	679	GLU
1	A	684	LEU
1	A	702	LEU
1	A	705	LEU
1	A	722	HIS

*Continued on next page...*

*Continued from previous page...*

<b>Mol</b>	<b>Chain</b>	<b>Res</b>	<b>Type</b>
1	A	725	LEU
1	B	13	VAL
1	B	48	SER
1	B	50	LEU
1	B	57	ILE
1	B	82	LEU
1	B	86	MET
1	B	97	MET
1	B	102	ASN
1	B	103	VAL
1	B	112	THR
1	B	124	GLN
1	B	138	LEU
1	B	143	LEU
1	B	158	LEU
1	B	162	THR
1	B	163	ASN
1	B	168	ASN
1	B	186	ILE
1	B	230	VAL
1	B	240	LEU
1	B	298	LEU
1	B	339	LEU
1	B	347	LEU
1	B	375	LEU
1	B	382	TYR
1	B	410	LEU
1	B	422	LEU
1	B	429	LEU
1	B	437	LEU
1	B	448	LEU
1	B	460	TYR
1	B	484	THR
1	B	508	PHE
1	B	533	LEU
1	B	536	LEU
1	B	537	LEU
1	B	539	MET
1	B	540	LEU
1	B	550	LEU
1	B	571	MET
1	B	609	LYS

*Continued on next page...*

*Continued from previous page...*

Mol	Chain	Res	Type
1	B	619	ILE
1	B	638	LEU
1	B	655	SER
1	B	666	LEU
1	B	684	LEU
1	B	702	LEU
1	B	705	LEU
1	B	722	HIS

Sometimes sidechains can be flipped to improve hydrogen bonding and reduce clashes. All (11) such sidechains are listed below:

Mol	Chain	Res	Type
1	A	154	GLN
1	A	229	ASN
1	A	233	ASN
1	A	408	ASN
1	A	466	ASN
1	A	521	GLN
1	A	661	ASN
1	B	233	ASN
1	B	466	ASN
1	B	521	GLN
1	B	661	ASN

### 5.3.3 RNA [i](#)

There are no RNA molecules in this entry.

### 5.4 Non-standard residues in protein, DNA, RNA chains [i](#)

There are no non-standard protein/DNA/RNA residues in this entry.

### 5.5 Carbohydrates [i](#)

There are no monosaccharides in this entry.

### 5.6 Ligand geometry [i](#)

Of 14 ligands modelled in this entry, 10 are monoatomic - leaving 4 for Mogul analysis.

In the following table, the Counts columns list the number of bonds (or angles) for which Mogul statistics could be retrieved, the number of bonds (or angles) that are observed in the model and the number of bonds (or angles) that are defined in the Chemical Component Dictionary. The Link column lists molecule types, if any, to which the group is linked. The Z score for a bond length (or angle) is the number of standard deviations the observed value is removed from the expected value. A bond length (or angle) with  $|Z| > 2$  is considered an outlier worth inspection. RMSZ is the root-mean-square of all Z scores of the bond lengths (or angles).

Mol	Type	Chain	Res	Link	Bond lengths			Bond angles		
					Counts	RMSZ	$\# Z  > 2$	Counts	RMSZ	$\# Z  > 2$
2	PO4	B	1728	3,4	4,4,4	0.93	0	6,6,6	0.40	0
2	PO4	B	1727	3	4,4,4	0.93	0	6,6,6	0.47	0
2	PO4	A	1728	3,4	4,4,4	0.94	0	6,6,6	0.48	0
2	PO4	A	1727	3	4,4,4	0.92	0	6,6,6	0.40	0

There are no bond length outliers.

There are no bond angle outliers.

There are no chirality outliers.

There are no torsion outliers.

There are no ring outliers.

3 monomers are involved in 7 short contacts:

Mol	Chain	Res	Type	Clashes	Symm-Clashes
2	B	1728	PO4	4	0
2	A	1728	PO4	2	0
2	A	1727	PO4	1	0

## 5.7 Other polymers [i](#)

There are no such residues in this entry.

## 5.8 Polymer linkage issues [i](#)

There are no chain breaks in this entry.

## 6 Fit of model and data

### 6.1 Protein, DNA and RNA chains

In the following table, the column labelled ‘#RSRZ > 2’ contains the number (and percentage) of RSRZ outliers, followed by percent RSRZ outliers for the chain as percentile scores relative to all X-ray entries and entries of similar resolution. The OWAB column contains the minimum, median, 95<sup>th</sup> percentile and maximum values of the occupancy-weighted average B-factor per residue. The column labelled ‘Q < 0.9’ lists the number of (and percentage) of residues with an average occupancy less than 0.9.

Mol	Chain	Analysed	<RSRZ>	#RSRZ>2	OWAB(Å <sup>2</sup> )	Q<0.9
1	A	655/735 (89%)	0.00	23 (3%) 44 35	92, 214, 365, 540	0
1	B	642/735 (87%)	0.08	36 (5%) 24 21	77, 244, 418, 583	0
All	All	1297/1470 (88%)	0.04	59 (4%) 33 27	77, 228, 390, 583	0

All (59) RSRZ outliers are listed below:

Mol	Chain	Res	Type	RSRZ
1	B	314	SER	10.6
1	B	315	ASP	6.9
1	A	315	ASP	6.5
1	B	313	PRO	5.6
1	A	348	GLN	4.8
1	B	205	ALA	4.8
1	A	527	ILE	4.6
1	A	168	ASN	4.5
1	B	726	PHE	4.2
1	A	314	SER	4.1
1	B	570	ALA	4.0
1	A	528	GLY	3.9
1	B	528	GLY	3.9
1	A	601	GLU	3.7
1	A	42	ILE	3.6
1	B	309	ILE	3.5
1	A	152	MET	3.4
1	A	726	PHE	3.4
1	A	233	ASN	3.4
1	B	120	LYS	3.2
1	B	155	VAL	3.1
1	B	236	ASP	3.1
1	B	312	LYS	3.1
1	B	38	ILE	3.0

*Continued on next page...*

*Continued from previous page...*

Mol	Chain	Res	Type	RSRZ
1	B	306	LEU	3.0
1	B	527	ILE	3.0
1	B	233	ASN	3.0
1	B	274	LEU	2.9
1	B	271	GLY	2.8
1	A	347	LEU	2.8
1	A	675	GLY	2.7
1	B	725	LEU	2.7
1	B	235	GLY	2.7
1	B	237	VAL	2.7
1	B	273	ASN	2.7
1	A	120	LYS	2.6
1	A	160	ILE	2.6
1	B	40	SER	2.6
1	B	310	VAL	2.5
1	B	111	THR	2.5
1	A	317	PRO	2.5
1	A	483	ILE	2.5
1	B	168	ASN	2.5
1	A	600	ILE	2.5
1	A	644	SER	2.5
1	B	109	ALA	2.5
1	A	7	PHE	2.4
1	B	39	SER	2.4
1	B	466	ASN	2.4
1	B	124	GLN	2.4
1	B	100	ARG	2.4
1	B	571	MET	2.3
1	B	108	ALA	2.3
1	A	466	ASN	2.2
1	B	166	GLY	2.1
1	A	272	GLU	2.1
1	A	110	ARG	2.1
1	B	42	ILE	2.1
1	B	272	GLU	2.0

## 6.2 Non-standard residues in protein, DNA, RNA chains

There are no non-standard protein/DNA/RNA residues in this entry.



### 6.3 Carbohydrates [i](#)

There are no monosaccharides in this entry.

### 6.4 Ligands [i](#)

In the following table, the Atoms column lists the number of modelled atoms in the group and the number defined in the chemical component dictionary. The B-factors column lists the minimum, median, 95<sup>th</sup> percentile and maximum values of B factors of atoms in the group. The column labelled 'Q< 0.9' lists the number of atoms with occupancy less than 0.9.

Mol	Type	Chain	Res	Atoms	RSCC	RSR	B-factors( $\text{\AA}^2$ )	Q<0.9
3	MG	A	1732	1/1	0.37	0.13	220,220,220,220	0
3	MG	B	1731	1/1	0.63	0.22	269,269,269,269	0
3	MG	B	1732	1/1	0.73	0.09	184,184,184,184	0
3	MG	A	1730	1/1	0.78	0.15	194,194,194,194	0
2	PO4	A	1727	5/5	0.78	0.20	348,350,350,352	0
3	MG	B	1729	1/1	0.80	0.17	133,133,133,133	0
3	MG	B	1730	1/1	0.80	0.23	124,124,124,124	0
4	K	A	1733	1/1	0.82	0.36	151,151,151,151	0
2	PO4	B	1727	5/5	0.83	0.20	294,296,296,296	0
4	K	B	1733	1/1	0.84	0.22	151,151,151,151	0
2	PO4	B	1728	5/5	0.85	0.17	209,217,220,220	0
3	MG	A	1731	1/1	0.89	0.18	213,213,213,213	0
3	MG	A	1729	1/1	0.90	0.22	170,170,170,170	0
2	PO4	A	1728	5/5	0.91	0.15	184,205,210,217	0

### 6.5 Other polymers [i](#)

There are no such residues in this entry.