



Full wwPDB X-ray Structure Validation Report ⓘ

May 29, 2020 – 03:34 am BST

PDB ID : 3KXP
Title : Crystal Structure of E-2-(Acetamidomethylene)succinate Hydrolase
Authors : McCulloch, K.M.; Mukherjee, T.; Begley, T.P.; Ealick, S.E.
Deposited on : 2009-12-03
Resolution : 2.26 Å(reported)

This is a Full wwPDB X-ray Structure Validation Report for a publicly released PDB entry.

We welcome your comments at validation@mail.wwpdb.org

A user guide is available at

<https://www.wwpdb.org/validation/2017/XrayValidationReportHelp>

with specific help available everywhere you see the ⓘ symbol.

The following versions of software and data (see [references ⓘ](#)) were used in the production of this report:

MolProbity : 4.02b-467
Mogul : 1.8.5 (274361), CSD as541be (2020)
Xtriage (Phenix) : 1.13
EDS : 2.11
Percentile statistics : 20191225.v01 (using entries in the PDB archive December 25th 2019)
Refmac : 5.8.0158
CCP4 : 7.0.044 (Gargrove)
Ideal geometry (proteins) : Engh & Huber (2001)
Ideal geometry (DNA, RNA) : Parkinson et al. (1996)
Validation Pipeline (wwPDB-VP) : 2.11

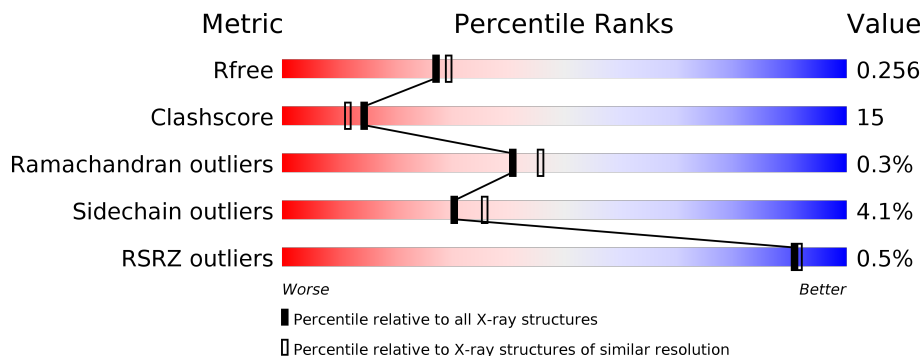
1 Overall quality at a glance i

The following experimental techniques were used to determine the structure:

X-RAY DIFFRACTION

The reported resolution of this entry is 2.26 Å.

Percentile scores (ranging between 0-100) for global validation metrics of the entry are shown in the following graphic. The table shows the number of entries on which the scores are based.



Metric	Whole archive (#Entries)	Similar resolution (#Entries, resolution range(Å))
R_{free}	130704	1377 (2.26-2.26)
Clashscore	141614	1487 (2.26-2.26)
Ramachandran outliers	138981	1449 (2.26-2.26)
Sidechain outliers	138945	1450 (2.26-2.26)
RSRZ outliers	127900	1356 (2.26-2.26)

The table below summarises the geometric issues observed across the polymeric chains and their fit to the electron density. The red, orange, yellow and green segments on the lower bar indicate the fraction of residues that contain outliers for ≥ 3 , 2, 1 and 0 types of geometric quality criteria respectively. A grey segment represents the fraction of residues that are not modelled. The numeric value for each fraction is indicated below the corresponding segment, with a dot representing fractions $\leq 5\%$. The upper red bar (where present) indicates the fraction of residues that have poor fit to the electron density. The numeric value is given above the bar.

Mol	Chain	Length	Quality of chain
1	A	314	 64% 20% 15%
1	B	314	 62% 22% 15%
1	C	314	 61% 23% 15%
1	D	314	 54% 29% 15%
1	E	314	 61% 22% 15%
1	F	314	 60% 25% 15%

Continued on next page...

Continued from previous page...

Mol	Chain	Length	Quality of chain
1	G	314	 <p>% 62% 23% 15%</p>
1	H	314	 <p>% 69% 15% 15%</p>
1	I	314	 <p>63% 21% 15%</p>
1	J	314	 <p>57% 27% 15%</p>
1	K	314	 <p>61% 23% 15%</p>
1	L	314	 <p>% 62% 22% 15%</p>

2 Entry composition [i](#)

There are 3 unique types of molecules in this entry. The entry contains 25831 atoms, of which 0 are hydrogens and 0 are deuteriums.

In the tables below, the ZeroOcc column contains the number of atoms modelled with zero occupancy, the AltConf column contains the number of residues with at least one atom in alternate conformation and the Trace column contains the number of residues modelled with at most 2 atoms.

- Molecule 1 is a protein called Alpha-(N-acetylaminoethylene)succinic acid hydrolase.

Mol	Chain	Residues	Atoms					ZeroOcc	AltConf	Trace
			Total	C	N	O	Se			
1	A	268	2036	1283	366	384	3	0	0	0
1	B	268	2036	1283	366	384	3	0	0	0
1	C	268	2036	1283	366	384	3	0	0	0
1	D	268	2036	1283	366	384	3	0	0	0
1	E	268	2036	1283	366	384	3	0	0	0
1	F	268	2036	1283	366	384	3	0	0	0
1	G	268	2036	1283	366	384	3	0	0	0
1	H	268	2036	1283	366	384	3	0	0	0
1	I	268	2036	1283	366	384	3	0	0	0
1	J	268	2036	1283	366	384	3	0	0	0
1	K	268	2036	1283	366	384	3	0	0	0
1	L	268	2036	1283	366	384	3	0	0	0

There are 432 discrepancies between the modelled and reference sequences:

Chain	Residue	Modelled	Actual	Comment	Reference
A	-35	MSE	-	EXPRESSION TAG	UNP Q988D4
A	-34	GLY	-	EXPRESSION TAG	UNP Q988D4
A	-33	SER	-	EXPRESSION TAG	UNP Q988D4
A	-32	HIS	-	EXPRESSION TAG	UNP Q988D4
A	-31	HIS	-	EXPRESSION TAG	UNP Q988D4

Continued on next page...

Continued from previous page...

Chain	Residue	Modelled	Actual	Comment	Reference
A	-30	HIS	-	EXPRESSION TAG	UNP Q988D4
A	-29	HIS	-	EXPRESSION TAG	UNP Q988D4
A	-28	HIS	-	EXPRESSION TAG	UNP Q988D4
A	-27	HIS	-	EXPRESSION TAG	UNP Q988D4
A	-26	ASP	-	EXPRESSION TAG	UNP Q988D4
A	-25	ILE	-	EXPRESSION TAG	UNP Q988D4
A	-24	THR	-	EXPRESSION TAG	UNP Q988D4
A	-23	SER	-	EXPRESSION TAG	UNP Q988D4
A	-22	LEU	-	EXPRESSION TAG	UNP Q988D4
A	-21	TYR	-	EXPRESSION TAG	UNP Q988D4
A	-20	LYS	-	EXPRESSION TAG	UNP Q988D4
A	-19	LYS	-	EXPRESSION TAG	UNP Q988D4
A	-18	ALA	-	EXPRESSION TAG	UNP Q988D4
A	-17	GLY	-	EXPRESSION TAG	UNP Q988D4
A	-16	SER	-	EXPRESSION TAG	UNP Q988D4
A	-15	ALA	-	EXPRESSION TAG	UNP Q988D4
A	-14	ALA	-	EXPRESSION TAG	UNP Q988D4
A	-13	ALA	-	EXPRESSION TAG	UNP Q988D4
A	-12	VAL	-	EXPRESSION TAG	UNP Q988D4
A	-11	LEU	-	EXPRESSION TAG	UNP Q988D4
A	-10	GLU	-	EXPRESSION TAG	UNP Q988D4
A	-9	GLU	-	EXPRESSION TAG	UNP Q988D4
A	-8	ASN	-	EXPRESSION TAG	UNP Q988D4
A	-7	LEU	-	EXPRESSION TAG	UNP Q988D4
A	-6	TYR	-	EXPRESSION TAG	UNP Q988D4
A	-5	PHE	-	EXPRESSION TAG	UNP Q988D4
A	-4	GLY	-	EXPRESSION TAG	UNP Q988D4
A	-3	GLY	-	EXPRESSION TAG	UNP Q988D4
A	-2	SER	-	EXPRESSION TAG	UNP Q988D4
A	-1	PHE	-	EXPRESSION TAG	UNP Q988D4
A	0	THR	-	EXPRESSION TAG	UNP Q988D4
B	-35	MSE	-	EXPRESSION TAG	UNP Q988D4
B	-34	GLY	-	EXPRESSION TAG	UNP Q988D4
B	-33	SER	-	EXPRESSION TAG	UNP Q988D4
B	-32	HIS	-	EXPRESSION TAG	UNP Q988D4
B	-31	HIS	-	EXPRESSION TAG	UNP Q988D4
B	-30	HIS	-	EXPRESSION TAG	UNP Q988D4
B	-29	HIS	-	EXPRESSION TAG	UNP Q988D4
B	-28	HIS	-	EXPRESSION TAG	UNP Q988D4
B	-27	HIS	-	EXPRESSION TAG	UNP Q988D4
B	-26	ASP	-	EXPRESSION TAG	UNP Q988D4
B	-25	ILE	-	EXPRESSION TAG	UNP Q988D4

Continued on next page...

Continued from previous page...

Chain	Residue	Modelled	Actual	Comment	Reference
B	-24	THR	-	EXPRESSION TAG	UNP Q988D4
B	-23	SER	-	EXPRESSION TAG	UNP Q988D4
B	-22	LEU	-	EXPRESSION TAG	UNP Q988D4
B	-21	TYR	-	EXPRESSION TAG	UNP Q988D4
B	-20	LYS	-	EXPRESSION TAG	UNP Q988D4
B	-19	LYS	-	EXPRESSION TAG	UNP Q988D4
B	-18	ALA	-	EXPRESSION TAG	UNP Q988D4
B	-17	GLY	-	EXPRESSION TAG	UNP Q988D4
B	-16	SER	-	EXPRESSION TAG	UNP Q988D4
B	-15	ALA	-	EXPRESSION TAG	UNP Q988D4
B	-14	ALA	-	EXPRESSION TAG	UNP Q988D4
B	-13	ALA	-	EXPRESSION TAG	UNP Q988D4
B	-12	VAL	-	EXPRESSION TAG	UNP Q988D4
B	-11	LEU	-	EXPRESSION TAG	UNP Q988D4
B	-10	GLU	-	EXPRESSION TAG	UNP Q988D4
B	-9	GLU	-	EXPRESSION TAG	UNP Q988D4
B	-8	ASN	-	EXPRESSION TAG	UNP Q988D4
B	-7	LEU	-	EXPRESSION TAG	UNP Q988D4
B	-6	TYR	-	EXPRESSION TAG	UNP Q988D4
B	-5	PHE	-	EXPRESSION TAG	UNP Q988D4
B	-4	GLY	-	EXPRESSION TAG	UNP Q988D4
B	-3	GLY	-	EXPRESSION TAG	UNP Q988D4
B	-2	SER	-	EXPRESSION TAG	UNP Q988D4
B	-1	PHE	-	EXPRESSION TAG	UNP Q988D4
B	0	THR	-	EXPRESSION TAG	UNP Q988D4
C	-35	MSE	-	EXPRESSION TAG	UNP Q988D4
C	-34	GLY	-	EXPRESSION TAG	UNP Q988D4
C	-33	SER	-	EXPRESSION TAG	UNP Q988D4
C	-32	HIS	-	EXPRESSION TAG	UNP Q988D4
C	-31	HIS	-	EXPRESSION TAG	UNP Q988D4
C	-30	HIS	-	EXPRESSION TAG	UNP Q988D4
C	-29	HIS	-	EXPRESSION TAG	UNP Q988D4
C	-28	HIS	-	EXPRESSION TAG	UNP Q988D4
C	-27	HIS	-	EXPRESSION TAG	UNP Q988D4
C	-26	ASP	-	EXPRESSION TAG	UNP Q988D4
C	-25	ILE	-	EXPRESSION TAG	UNP Q988D4
C	-24	THR	-	EXPRESSION TAG	UNP Q988D4
C	-23	SER	-	EXPRESSION TAG	UNP Q988D4
C	-22	LEU	-	EXPRESSION TAG	UNP Q988D4
C	-21	TYR	-	EXPRESSION TAG	UNP Q988D4
C	-20	LYS	-	EXPRESSION TAG	UNP Q988D4
C	-19	LYS	-	EXPRESSION TAG	UNP Q988D4

Continued on next page...

Continued from previous page...

Chain	Residue	Modelled	Actual	Comment	Reference
C	-18	ALA	-	EXPRESSION TAG	UNP Q988D4
C	-17	GLY	-	EXPRESSION TAG	UNP Q988D4
C	-16	SER	-	EXPRESSION TAG	UNP Q988D4
C	-15	ALA	-	EXPRESSION TAG	UNP Q988D4
C	-14	ALA	-	EXPRESSION TAG	UNP Q988D4
C	-13	ALA	-	EXPRESSION TAG	UNP Q988D4
C	-12	VAL	-	EXPRESSION TAG	UNP Q988D4
C	-11	LEU	-	EXPRESSION TAG	UNP Q988D4
C	-10	GLU	-	EXPRESSION TAG	UNP Q988D4
C	-9	GLU	-	EXPRESSION TAG	UNP Q988D4
C	-8	ASN	-	EXPRESSION TAG	UNP Q988D4
C	-7	LEU	-	EXPRESSION TAG	UNP Q988D4
C	-6	TYR	-	EXPRESSION TAG	UNP Q988D4
C	-5	PHE	-	EXPRESSION TAG	UNP Q988D4
C	-4	GLY	-	EXPRESSION TAG	UNP Q988D4
C	-3	GLY	-	EXPRESSION TAG	UNP Q988D4
C	-2	SER	-	EXPRESSION TAG	UNP Q988D4
C	-1	PHE	-	EXPRESSION TAG	UNP Q988D4
C	0	THR	-	EXPRESSION TAG	UNP Q988D4
D	-35	MSE	-	EXPRESSION TAG	UNP Q988D4
D	-34	GLY	-	EXPRESSION TAG	UNP Q988D4
D	-33	SER	-	EXPRESSION TAG	UNP Q988D4
D	-32	HIS	-	EXPRESSION TAG	UNP Q988D4
D	-31	HIS	-	EXPRESSION TAG	UNP Q988D4
D	-30	HIS	-	EXPRESSION TAG	UNP Q988D4
D	-29	HIS	-	EXPRESSION TAG	UNP Q988D4
D	-28	HIS	-	EXPRESSION TAG	UNP Q988D4
D	-27	HIS	-	EXPRESSION TAG	UNP Q988D4
D	-26	ASP	-	EXPRESSION TAG	UNP Q988D4
D	-25	ILE	-	EXPRESSION TAG	UNP Q988D4
D	-24	THR	-	EXPRESSION TAG	UNP Q988D4
D	-23	SER	-	EXPRESSION TAG	UNP Q988D4
D	-22	LEU	-	EXPRESSION TAG	UNP Q988D4
D	-21	TYR	-	EXPRESSION TAG	UNP Q988D4
D	-20	LYS	-	EXPRESSION TAG	UNP Q988D4
D	-19	LYS	-	EXPRESSION TAG	UNP Q988D4
D	-18	ALA	-	EXPRESSION TAG	UNP Q988D4
D	-17	GLY	-	EXPRESSION TAG	UNP Q988D4
D	-16	SER	-	EXPRESSION TAG	UNP Q988D4
D	-15	ALA	-	EXPRESSION TAG	UNP Q988D4
D	-14	ALA	-	EXPRESSION TAG	UNP Q988D4
D	-13	ALA	-	EXPRESSION TAG	UNP Q988D4

Continued on next page...

Continued from previous page...

Chain	Residue	Modelled	Actual	Comment	Reference
D	-12	VAL	-	EXPRESSION TAG	UNP Q988D4
D	-11	LEU	-	EXPRESSION TAG	UNP Q988D4
D	-10	GLU	-	EXPRESSION TAG	UNP Q988D4
D	-9	GLU	-	EXPRESSION TAG	UNP Q988D4
D	-8	ASN	-	EXPRESSION TAG	UNP Q988D4
D	-7	LEU	-	EXPRESSION TAG	UNP Q988D4
D	-6	TYR	-	EXPRESSION TAG	UNP Q988D4
D	-5	PHE	-	EXPRESSION TAG	UNP Q988D4
D	-4	GLY	-	EXPRESSION TAG	UNP Q988D4
D	-3	GLY	-	EXPRESSION TAG	UNP Q988D4
D	-2	SER	-	EXPRESSION TAG	UNP Q988D4
D	-1	PHE	-	EXPRESSION TAG	UNP Q988D4
D	0	THR	-	EXPRESSION TAG	UNP Q988D4
E	-35	MSE	-	EXPRESSION TAG	UNP Q988D4
E	-34	GLY	-	EXPRESSION TAG	UNP Q988D4
E	-33	SER	-	EXPRESSION TAG	UNP Q988D4
E	-32	HIS	-	EXPRESSION TAG	UNP Q988D4
E	-31	HIS	-	EXPRESSION TAG	UNP Q988D4
E	-30	HIS	-	EXPRESSION TAG	UNP Q988D4
E	-29	HIS	-	EXPRESSION TAG	UNP Q988D4
E	-28	HIS	-	EXPRESSION TAG	UNP Q988D4
E	-27	HIS	-	EXPRESSION TAG	UNP Q988D4
E	-26	ASP	-	EXPRESSION TAG	UNP Q988D4
E	-25	ILE	-	EXPRESSION TAG	UNP Q988D4
E	-24	THR	-	EXPRESSION TAG	UNP Q988D4
E	-23	SER	-	EXPRESSION TAG	UNP Q988D4
E	-22	LEU	-	EXPRESSION TAG	UNP Q988D4
E	-21	TYR	-	EXPRESSION TAG	UNP Q988D4
E	-20	LYS	-	EXPRESSION TAG	UNP Q988D4
E	-19	LYS	-	EXPRESSION TAG	UNP Q988D4
E	-18	ALA	-	EXPRESSION TAG	UNP Q988D4
E	-17	GLY	-	EXPRESSION TAG	UNP Q988D4
E	-16	SER	-	EXPRESSION TAG	UNP Q988D4
E	-15	ALA	-	EXPRESSION TAG	UNP Q988D4
E	-14	ALA	-	EXPRESSION TAG	UNP Q988D4
E	-13	ALA	-	EXPRESSION TAG	UNP Q988D4
E	-12	VAL	-	EXPRESSION TAG	UNP Q988D4
E	-11	LEU	-	EXPRESSION TAG	UNP Q988D4
E	-10	GLU	-	EXPRESSION TAG	UNP Q988D4
E	-9	GLU	-	EXPRESSION TAG	UNP Q988D4
E	-8	ASN	-	EXPRESSION TAG	UNP Q988D4
E	-7	LEU	-	EXPRESSION TAG	UNP Q988D4

Continued on next page...

Continued from previous page...

Chain	Residue	Modelled	Actual	Comment	Reference
E	-6	TYR	-	EXPRESSION TAG	UNP Q988D4
E	-5	PHE	-	EXPRESSION TAG	UNP Q988D4
E	-4	GLY	-	EXPRESSION TAG	UNP Q988D4
E	-3	GLY	-	EXPRESSION TAG	UNP Q988D4
E	-2	SER	-	EXPRESSION TAG	UNP Q988D4
E	-1	PHE	-	EXPRESSION TAG	UNP Q988D4
E	0	THR	-	EXPRESSION TAG	UNP Q988D4
F	-35	MSE	-	EXPRESSION TAG	UNP Q988D4
F	-34	GLY	-	EXPRESSION TAG	UNP Q988D4
F	-33	SER	-	EXPRESSION TAG	UNP Q988D4
F	-32	HIS	-	EXPRESSION TAG	UNP Q988D4
F	-31	HIS	-	EXPRESSION TAG	UNP Q988D4
F	-30	HIS	-	EXPRESSION TAG	UNP Q988D4
F	-29	HIS	-	EXPRESSION TAG	UNP Q988D4
F	-28	HIS	-	EXPRESSION TAG	UNP Q988D4
F	-27	HIS	-	EXPRESSION TAG	UNP Q988D4
F	-26	ASP	-	EXPRESSION TAG	UNP Q988D4
F	-25	ILE	-	EXPRESSION TAG	UNP Q988D4
F	-24	THR	-	EXPRESSION TAG	UNP Q988D4
F	-23	SER	-	EXPRESSION TAG	UNP Q988D4
F	-22	LEU	-	EXPRESSION TAG	UNP Q988D4
F	-21	TYR	-	EXPRESSION TAG	UNP Q988D4
F	-20	LYS	-	EXPRESSION TAG	UNP Q988D4
F	-19	LYS	-	EXPRESSION TAG	UNP Q988D4
F	-18	ALA	-	EXPRESSION TAG	UNP Q988D4
F	-17	GLY	-	EXPRESSION TAG	UNP Q988D4
F	-16	SER	-	EXPRESSION TAG	UNP Q988D4
F	-15	ALA	-	EXPRESSION TAG	UNP Q988D4
F	-14	ALA	-	EXPRESSION TAG	UNP Q988D4
F	-13	ALA	-	EXPRESSION TAG	UNP Q988D4
F	-12	VAL	-	EXPRESSION TAG	UNP Q988D4
F	-11	LEU	-	EXPRESSION TAG	UNP Q988D4
F	-10	GLU	-	EXPRESSION TAG	UNP Q988D4
F	-9	GLU	-	EXPRESSION TAG	UNP Q988D4
F	-8	ASN	-	EXPRESSION TAG	UNP Q988D4
F	-7	LEU	-	EXPRESSION TAG	UNP Q988D4
F	-6	TYR	-	EXPRESSION TAG	UNP Q988D4
F	-5	PHE	-	EXPRESSION TAG	UNP Q988D4
F	-4	GLY	-	EXPRESSION TAG	UNP Q988D4
F	-3	GLY	-	EXPRESSION TAG	UNP Q988D4
F	-2	SER	-	EXPRESSION TAG	UNP Q988D4
F	-1	PHE	-	EXPRESSION TAG	UNP Q988D4

Continued on next page...

Continued from previous page...

Chain	Residue	Modelled	Actual	Comment	Reference
F	0	THR	-	EXPRESSION TAG	UNP Q988D4
G	-35	MSE	-	EXPRESSION TAG	UNP Q988D4
G	-34	GLY	-	EXPRESSION TAG	UNP Q988D4
G	-33	SER	-	EXPRESSION TAG	UNP Q988D4
G	-32	HIS	-	EXPRESSION TAG	UNP Q988D4
G	-31	HIS	-	EXPRESSION TAG	UNP Q988D4
G	-30	HIS	-	EXPRESSION TAG	UNP Q988D4
G	-29	HIS	-	EXPRESSION TAG	UNP Q988D4
G	-28	HIS	-	EXPRESSION TAG	UNP Q988D4
G	-27	HIS	-	EXPRESSION TAG	UNP Q988D4
G	-26	ASP	-	EXPRESSION TAG	UNP Q988D4
G	-25	ILE	-	EXPRESSION TAG	UNP Q988D4
G	-24	THR	-	EXPRESSION TAG	UNP Q988D4
G	-23	SER	-	EXPRESSION TAG	UNP Q988D4
G	-22	LEU	-	EXPRESSION TAG	UNP Q988D4
G	-21	TYR	-	EXPRESSION TAG	UNP Q988D4
G	-20	LYS	-	EXPRESSION TAG	UNP Q988D4
G	-19	LYS	-	EXPRESSION TAG	UNP Q988D4
G	-18	ALA	-	EXPRESSION TAG	UNP Q988D4
G	-17	GLY	-	EXPRESSION TAG	UNP Q988D4
G	-16	SER	-	EXPRESSION TAG	UNP Q988D4
G	-15	ALA	-	EXPRESSION TAG	UNP Q988D4
G	-14	ALA	-	EXPRESSION TAG	UNP Q988D4
G	-13	ALA	-	EXPRESSION TAG	UNP Q988D4
G	-12	VAL	-	EXPRESSION TAG	UNP Q988D4
G	-11	LEU	-	EXPRESSION TAG	UNP Q988D4
G	-10	GLU	-	EXPRESSION TAG	UNP Q988D4
G	-9	GLU	-	EXPRESSION TAG	UNP Q988D4
G	-8	ASN	-	EXPRESSION TAG	UNP Q988D4
G	-7	LEU	-	EXPRESSION TAG	UNP Q988D4
G	-6	TYR	-	EXPRESSION TAG	UNP Q988D4
G	-5	PHE	-	EXPRESSION TAG	UNP Q988D4
G	-4	GLY	-	EXPRESSION TAG	UNP Q988D4
G	-3	GLY	-	EXPRESSION TAG	UNP Q988D4
G	-2	SER	-	EXPRESSION TAG	UNP Q988D4
G	-1	PHE	-	EXPRESSION TAG	UNP Q988D4
G	0	THR	-	EXPRESSION TAG	UNP Q988D4
H	-35	MSE	-	EXPRESSION TAG	UNP Q988D4
H	-34	GLY	-	EXPRESSION TAG	UNP Q988D4
H	-33	SER	-	EXPRESSION TAG	UNP Q988D4
H	-32	HIS	-	EXPRESSION TAG	UNP Q988D4
H	-31	HIS	-	EXPRESSION TAG	UNP Q988D4

Continued on next page...

Continued from previous page...

Chain	Residue	Modelled	Actual	Comment	Reference
H	-30	HIS	-	EXPRESSION TAG	UNP Q988D4
H	-29	HIS	-	EXPRESSION TAG	UNP Q988D4
H	-28	HIS	-	EXPRESSION TAG	UNP Q988D4
H	-27	HIS	-	EXPRESSION TAG	UNP Q988D4
H	-26	ASP	-	EXPRESSION TAG	UNP Q988D4
H	-25	ILE	-	EXPRESSION TAG	UNP Q988D4
H	-24	THR	-	EXPRESSION TAG	UNP Q988D4
H	-23	SER	-	EXPRESSION TAG	UNP Q988D4
H	-22	LEU	-	EXPRESSION TAG	UNP Q988D4
H	-21	TYR	-	EXPRESSION TAG	UNP Q988D4
H	-20	LYS	-	EXPRESSION TAG	UNP Q988D4
H	-19	LYS	-	EXPRESSION TAG	UNP Q988D4
H	-18	ALA	-	EXPRESSION TAG	UNP Q988D4
H	-17	GLY	-	EXPRESSION TAG	UNP Q988D4
H	-16	SER	-	EXPRESSION TAG	UNP Q988D4
H	-15	ALA	-	EXPRESSION TAG	UNP Q988D4
H	-14	ALA	-	EXPRESSION TAG	UNP Q988D4
H	-13	ALA	-	EXPRESSION TAG	UNP Q988D4
H	-12	VAL	-	EXPRESSION TAG	UNP Q988D4
H	-11	LEU	-	EXPRESSION TAG	UNP Q988D4
H	-10	GLU	-	EXPRESSION TAG	UNP Q988D4
H	-9	GLU	-	EXPRESSION TAG	UNP Q988D4
H	-8	ASN	-	EXPRESSION TAG	UNP Q988D4
H	-7	LEU	-	EXPRESSION TAG	UNP Q988D4
H	-6	TYR	-	EXPRESSION TAG	UNP Q988D4
H	-5	PHE	-	EXPRESSION TAG	UNP Q988D4
H	-4	GLY	-	EXPRESSION TAG	UNP Q988D4
H	-3	GLY	-	EXPRESSION TAG	UNP Q988D4
H	-2	SER	-	EXPRESSION TAG	UNP Q988D4
H	-1	PHE	-	EXPRESSION TAG	UNP Q988D4
H	0	THR	-	EXPRESSION TAG	UNP Q988D4
I	-35	MSE	-	EXPRESSION TAG	UNP Q988D4
I	-34	GLY	-	EXPRESSION TAG	UNP Q988D4
I	-33	SER	-	EXPRESSION TAG	UNP Q988D4
I	-32	HIS	-	EXPRESSION TAG	UNP Q988D4
I	-31	HIS	-	EXPRESSION TAG	UNP Q988D4
I	-30	HIS	-	EXPRESSION TAG	UNP Q988D4
I	-29	HIS	-	EXPRESSION TAG	UNP Q988D4
I	-28	HIS	-	EXPRESSION TAG	UNP Q988D4
I	-27	HIS	-	EXPRESSION TAG	UNP Q988D4
I	-26	ASP	-	EXPRESSION TAG	UNP Q988D4
I	-25	ILE	-	EXPRESSION TAG	UNP Q988D4

Continued on next page...

Continued from previous page...

Chain	Residue	Modelled	Actual	Comment	Reference
I	-24	THR	-	EXPRESSION TAG	UNP Q988D4
I	-23	SER	-	EXPRESSION TAG	UNP Q988D4
I	-22	LEU	-	EXPRESSION TAG	UNP Q988D4
I	-21	TYR	-	EXPRESSION TAG	UNP Q988D4
I	-20	LYS	-	EXPRESSION TAG	UNP Q988D4
I	-19	LYS	-	EXPRESSION TAG	UNP Q988D4
I	-18	ALA	-	EXPRESSION TAG	UNP Q988D4
I	-17	GLY	-	EXPRESSION TAG	UNP Q988D4
I	-16	SER	-	EXPRESSION TAG	UNP Q988D4
I	-15	ALA	-	EXPRESSION TAG	UNP Q988D4
I	-14	ALA	-	EXPRESSION TAG	UNP Q988D4
I	-13	ALA	-	EXPRESSION TAG	UNP Q988D4
I	-12	VAL	-	EXPRESSION TAG	UNP Q988D4
I	-11	LEU	-	EXPRESSION TAG	UNP Q988D4
I	-10	GLU	-	EXPRESSION TAG	UNP Q988D4
I	-9	GLU	-	EXPRESSION TAG	UNP Q988D4
I	-8	ASN	-	EXPRESSION TAG	UNP Q988D4
I	-7	LEU	-	EXPRESSION TAG	UNP Q988D4
I	-6	TYR	-	EXPRESSION TAG	UNP Q988D4
I	-5	PHE	-	EXPRESSION TAG	UNP Q988D4
I	-4	GLY	-	EXPRESSION TAG	UNP Q988D4
I	-3	GLY	-	EXPRESSION TAG	UNP Q988D4
I	-2	SER	-	EXPRESSION TAG	UNP Q988D4
I	-1	PHE	-	EXPRESSION TAG	UNP Q988D4
I	0	THR	-	EXPRESSION TAG	UNP Q988D4
J	-35	MSE	-	EXPRESSION TAG	UNP Q988D4
J	-34	GLY	-	EXPRESSION TAG	UNP Q988D4
J	-33	SER	-	EXPRESSION TAG	UNP Q988D4
J	-32	HIS	-	EXPRESSION TAG	UNP Q988D4
J	-31	HIS	-	EXPRESSION TAG	UNP Q988D4
J	-30	HIS	-	EXPRESSION TAG	UNP Q988D4
J	-29	HIS	-	EXPRESSION TAG	UNP Q988D4
J	-28	HIS	-	EXPRESSION TAG	UNP Q988D4
J	-27	HIS	-	EXPRESSION TAG	UNP Q988D4
J	-26	ASP	-	EXPRESSION TAG	UNP Q988D4
J	-25	ILE	-	EXPRESSION TAG	UNP Q988D4
J	-24	THR	-	EXPRESSION TAG	UNP Q988D4
J	-23	SER	-	EXPRESSION TAG	UNP Q988D4
J	-22	LEU	-	EXPRESSION TAG	UNP Q988D4
J	-21	TYR	-	EXPRESSION TAG	UNP Q988D4
J	-20	LYS	-	EXPRESSION TAG	UNP Q988D4
J	-19	LYS	-	EXPRESSION TAG	UNP Q988D4

Continued on next page...

Continued from previous page...

Chain	Residue	Modelled	Actual	Comment	Reference
J	-18	ALA	-	EXPRESSION TAG	UNP Q988D4
J	-17	GLY	-	EXPRESSION TAG	UNP Q988D4
J	-16	SER	-	EXPRESSION TAG	UNP Q988D4
J	-15	ALA	-	EXPRESSION TAG	UNP Q988D4
J	-14	ALA	-	EXPRESSION TAG	UNP Q988D4
J	-13	ALA	-	EXPRESSION TAG	UNP Q988D4
J	-12	VAL	-	EXPRESSION TAG	UNP Q988D4
J	-11	LEU	-	EXPRESSION TAG	UNP Q988D4
J	-10	GLU	-	EXPRESSION TAG	UNP Q988D4
J	-9	GLU	-	EXPRESSION TAG	UNP Q988D4
J	-8	ASN	-	EXPRESSION TAG	UNP Q988D4
J	-7	LEU	-	EXPRESSION TAG	UNP Q988D4
J	-6	TYR	-	EXPRESSION TAG	UNP Q988D4
J	-5	PHE	-	EXPRESSION TAG	UNP Q988D4
J	-4	GLY	-	EXPRESSION TAG	UNP Q988D4
J	-3	GLY	-	EXPRESSION TAG	UNP Q988D4
J	-2	SER	-	EXPRESSION TAG	UNP Q988D4
J	-1	PHE	-	EXPRESSION TAG	UNP Q988D4
J	0	THR	-	EXPRESSION TAG	UNP Q988D4
K	-35	MSE	-	EXPRESSION TAG	UNP Q988D4
K	-34	GLY	-	EXPRESSION TAG	UNP Q988D4
K	-33	SER	-	EXPRESSION TAG	UNP Q988D4
K	-32	HIS	-	EXPRESSION TAG	UNP Q988D4
K	-31	HIS	-	EXPRESSION TAG	UNP Q988D4
K	-30	HIS	-	EXPRESSION TAG	UNP Q988D4
K	-29	HIS	-	EXPRESSION TAG	UNP Q988D4
K	-28	HIS	-	EXPRESSION TAG	UNP Q988D4
K	-27	HIS	-	EXPRESSION TAG	UNP Q988D4
K	-26	ASP	-	EXPRESSION TAG	UNP Q988D4
K	-25	ILE	-	EXPRESSION TAG	UNP Q988D4
K	-24	THR	-	EXPRESSION TAG	UNP Q988D4
K	-23	SER	-	EXPRESSION TAG	UNP Q988D4
K	-22	LEU	-	EXPRESSION TAG	UNP Q988D4
K	-21	TYR	-	EXPRESSION TAG	UNP Q988D4
K	-20	LYS	-	EXPRESSION TAG	UNP Q988D4
K	-19	LYS	-	EXPRESSION TAG	UNP Q988D4
K	-18	ALA	-	EXPRESSION TAG	UNP Q988D4
K	-17	GLY	-	EXPRESSION TAG	UNP Q988D4
K	-16	SER	-	EXPRESSION TAG	UNP Q988D4
K	-15	ALA	-	EXPRESSION TAG	UNP Q988D4
K	-14	ALA	-	EXPRESSION TAG	UNP Q988D4
K	-13	ALA	-	EXPRESSION TAG	UNP Q988D4

Continued on next page...

Continued from previous page...

Chain	Residue	Modelled	Actual	Comment	Reference
K	-12	VAL	-	EXPRESSION TAG	UNP Q988D4
K	-11	LEU	-	EXPRESSION TAG	UNP Q988D4
K	-10	GLU	-	EXPRESSION TAG	UNP Q988D4
K	-9	GLU	-	EXPRESSION TAG	UNP Q988D4
K	-8	ASN	-	EXPRESSION TAG	UNP Q988D4
K	-7	LEU	-	EXPRESSION TAG	UNP Q988D4
K	-6	TYR	-	EXPRESSION TAG	UNP Q988D4
K	-5	PHE	-	EXPRESSION TAG	UNP Q988D4
K	-4	GLY	-	EXPRESSION TAG	UNP Q988D4
K	-3	GLY	-	EXPRESSION TAG	UNP Q988D4
K	-2	SER	-	EXPRESSION TAG	UNP Q988D4
K	-1	PHE	-	EXPRESSION TAG	UNP Q988D4
K	0	THR	-	EXPRESSION TAG	UNP Q988D4
L	-35	MSE	-	EXPRESSION TAG	UNP Q988D4
L	-34	GLY	-	EXPRESSION TAG	UNP Q988D4
L	-33	SER	-	EXPRESSION TAG	UNP Q988D4
L	-32	HIS	-	EXPRESSION TAG	UNP Q988D4
L	-31	HIS	-	EXPRESSION TAG	UNP Q988D4
L	-30	HIS	-	EXPRESSION TAG	UNP Q988D4
L	-29	HIS	-	EXPRESSION TAG	UNP Q988D4
L	-28	HIS	-	EXPRESSION TAG	UNP Q988D4
L	-27	HIS	-	EXPRESSION TAG	UNP Q988D4
L	-26	ASP	-	EXPRESSION TAG	UNP Q988D4
L	-25	ILE	-	EXPRESSION TAG	UNP Q988D4
L	-24	THR	-	EXPRESSION TAG	UNP Q988D4
L	-23	SER	-	EXPRESSION TAG	UNP Q988D4
L	-22	LEU	-	EXPRESSION TAG	UNP Q988D4
L	-21	TYR	-	EXPRESSION TAG	UNP Q988D4
L	-20	LYS	-	EXPRESSION TAG	UNP Q988D4
L	-19	LYS	-	EXPRESSION TAG	UNP Q988D4
L	-18	ALA	-	EXPRESSION TAG	UNP Q988D4
L	-17	GLY	-	EXPRESSION TAG	UNP Q988D4
L	-16	SER	-	EXPRESSION TAG	UNP Q988D4
L	-15	ALA	-	EXPRESSION TAG	UNP Q988D4
L	-14	ALA	-	EXPRESSION TAG	UNP Q988D4
L	-13	ALA	-	EXPRESSION TAG	UNP Q988D4
L	-12	VAL	-	EXPRESSION TAG	UNP Q988D4
L	-11	LEU	-	EXPRESSION TAG	UNP Q988D4
L	-10	GLU	-	EXPRESSION TAG	UNP Q988D4
L	-9	GLU	-	EXPRESSION TAG	UNP Q988D4
L	-8	ASN	-	EXPRESSION TAG	UNP Q988D4
L	-7	LEU	-	EXPRESSION TAG	UNP Q988D4

Continued on next page...

Continued from previous page...

Chain	Residue	Modelled	Actual	Comment	Reference
L	-6	TYR	-	EXPRESSION TAG	UNP Q988D4
L	-5	PHE	-	EXPRESSION TAG	UNP Q988D4
L	-4	GLY	-	EXPRESSION TAG	UNP Q988D4
L	-3	GLY	-	EXPRESSION TAG	UNP Q988D4
L	-2	SER	-	EXPRESSION TAG	UNP Q988D4
L	-1	PHE	-	EXPRESSION TAG	UNP Q988D4
L	0	THR	-	EXPRESSION TAG	UNP Q988D4

- Molecule 2 is CHLORIDE ION (three-letter code: CL) (formula: Cl).

Mol	Chain	Residues	Atoms	ZeroOcc	AltConf
2	G	1	Total Cl 1 1	0	0
2	J	1	Total Cl 1 1	0	0
2	D	1	Total Cl 1 1	0	0
2	K	1	Total Cl 1 1	0	0
2	E	1	Total Cl 1 1	0	0
2	H	1	Total Cl 1 1	0	0
2	B	1	Total Cl 1 1	0	0
2	I	1	Total Cl 1 1	0	0
2	C	1	Total Cl 1 1	0	0
2	A	1	Total Cl 1 1	0	0
2	L	1	Total Cl 1 1	0	0
2	F	1	Total Cl 1 1	0	0

- Molecule 3 is water.

Mol	Chain	Residues	Atoms	ZeroOcc	AltConf
3	A	123	Total O 123 123	0	0
3	B	112	Total O 112 112	0	0

Continued on next page...

Continued from previous page...

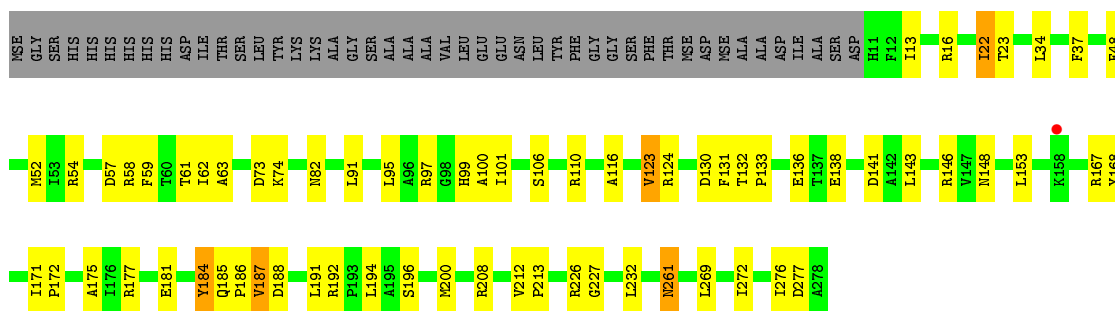
Mol	Chain	Residues	Atoms		ZeroOcc	AltConf
3	C	130	Total 130	O 130	0	0
3	D	126	Total 126	O 126	0	0
3	E	96	Total 96	O 96	0	0
3	F	94	Total 94	O 94	0	0
3	G	112	Total 112	O 112	0	0
3	H	132	Total 132	O 132	0	0
3	I	149	Total 149	O 149	0	0
3	J	86	Total 86	O 86	0	0
3	K	98	Total 98	O 98	0	0
3	L	129	Total 129	O 129	0	0

3 Residue-property plots [i](#)

These plots are drawn for all protein, RNA and DNA chains in the entry. The first graphic for a chain summarises the proportions of the various outlier classes displayed in the second graphic. The second graphic shows the sequence view annotated by issues in geometry and electron density. Residues are color-coded according to the number of geometric quality criteria for which they contain at least one outlier: green = 0, yellow = 1, orange = 2 and red = 3 or more. A red dot above a residue indicates a poor fit to the electron density ($RSRZ > 2$). Stretches of 2 or more consecutive residues without any outlier are shown as a green connector. Residues present in the sample, but not in the model, are shown in grey.

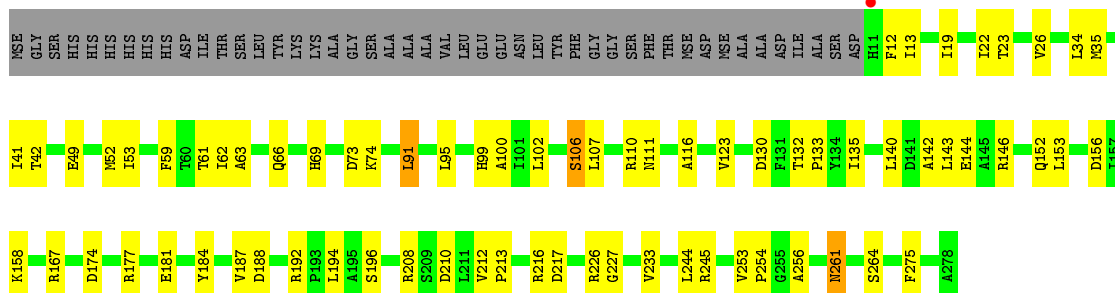
- Molecule 1: Alpha-(N-acetylaminomethylene)succinic acid hydrolase

Chain A: 



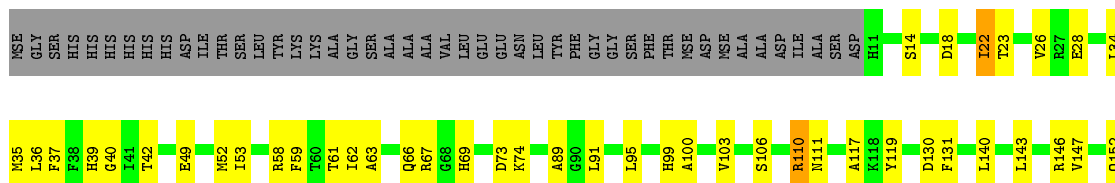
- Molecule 1: Alpha-(N-acetylaminomethylene)succinic acid hydrolase

Chain B: 



- Molecule 1: Alpha-(N-acetylaminomethylene)succinic acid hydrolase

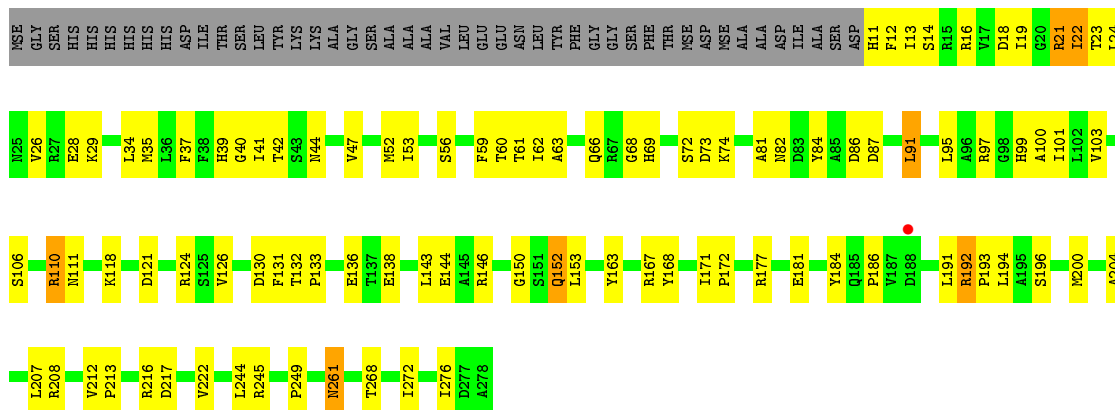
Chain C: 





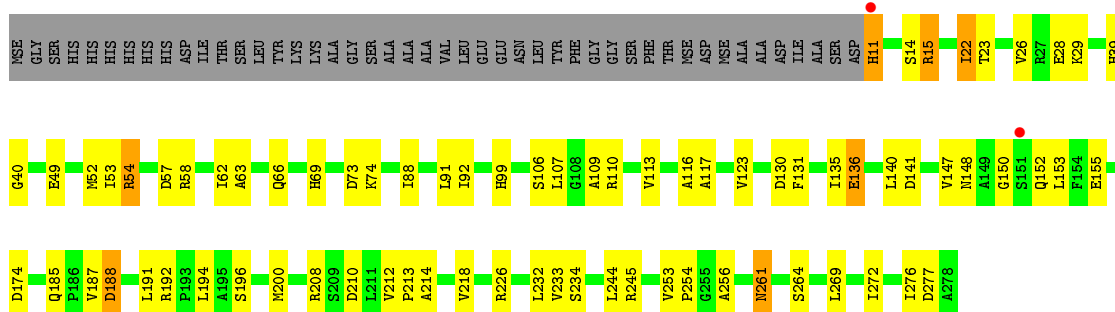
- Molecule 1: Alpha-(N-acetylaminomethylene)succinic acid hydrolase

Chain D: 54% 29% 15%




- Molecule 1: Alpha-(N-acetylaminomethylene)succinic acid hydrolase

Chain E: % 61% 22% 15%

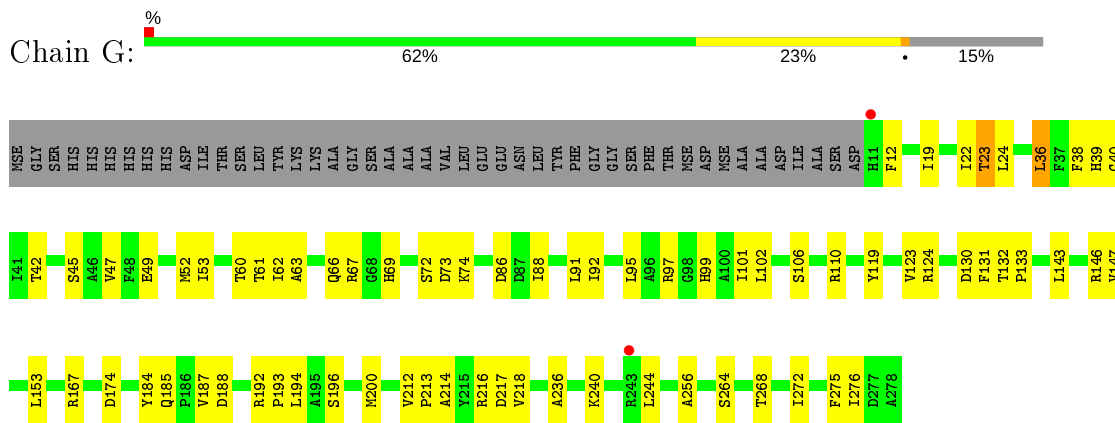


- Molecule 1: Alpha-(N-acetylaminomethylene)succinic acid hydrolase

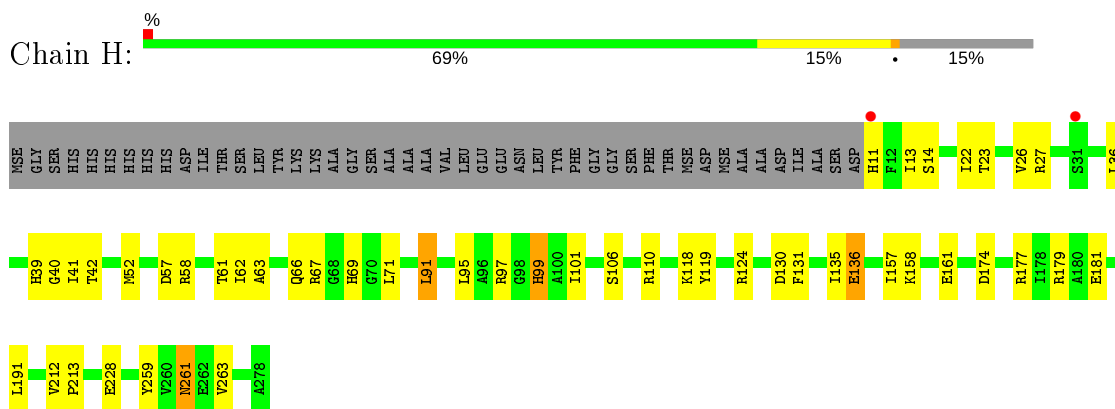
Chain F: 60% 25% 15%



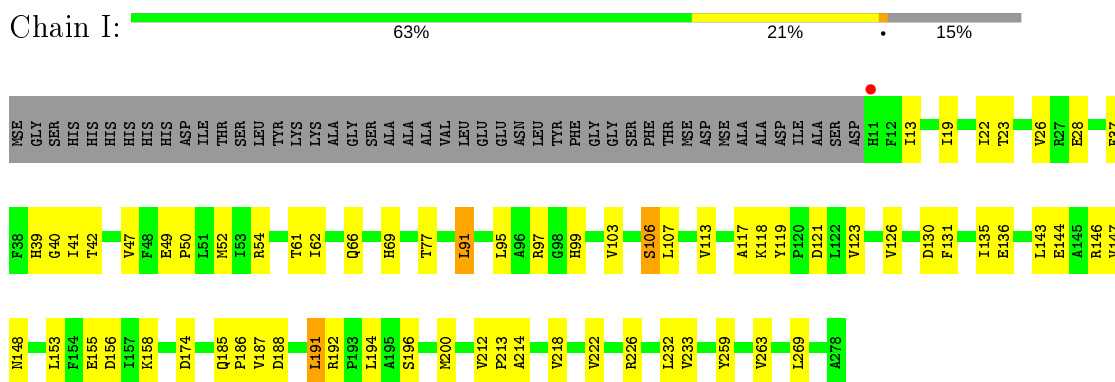
- Molecule 1: Alpha-(N-acetylaminomethylene)succinic acid hydrolase




- Molecule 1: Alpha-(N-acetylaminomethylene)succinic acid hydrolase

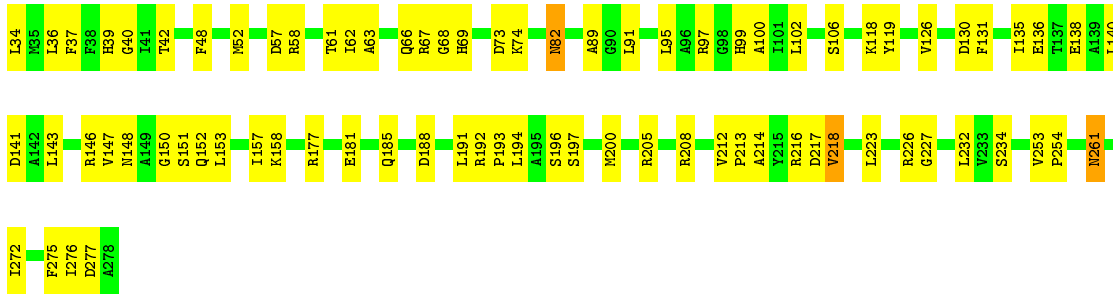


- Molecule 1: Alpha-(N-acetylaminomethylene)succinic acid hydrolase

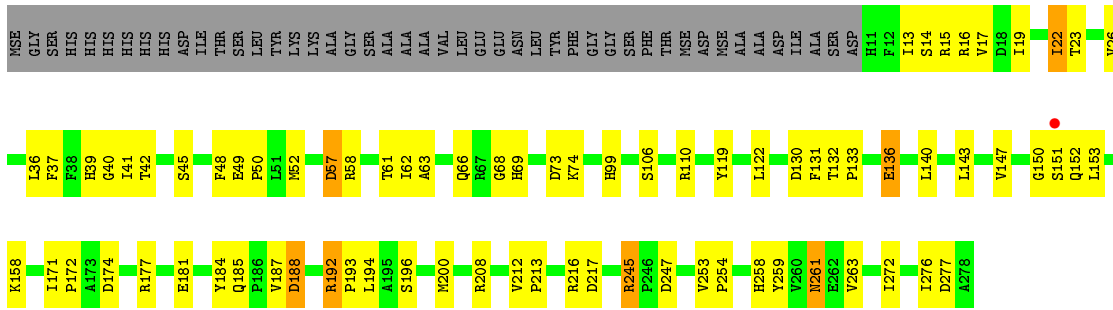


- Molecule 1: Alpha-(N-acetylaminomethylene)succinic acid hydrolase

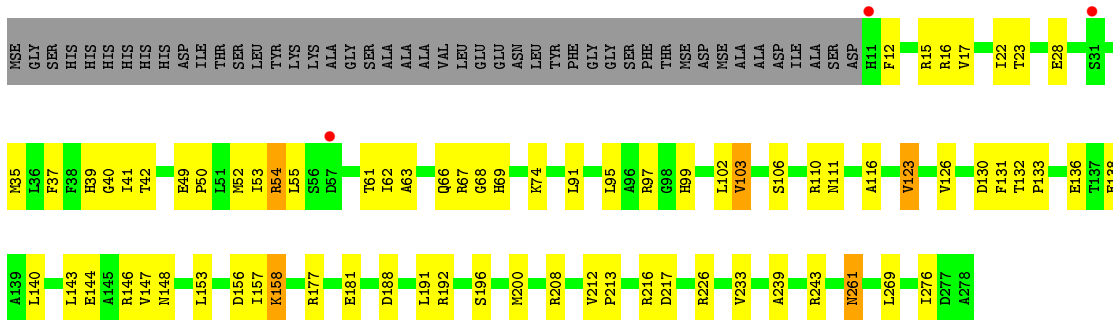




• Molecule 1: Alpha-(N-acetylaminomethylene)succinic acid hydrolase



• Molecule 1: Alpha-(N-acetylaminomethylene)succinic acid hydrolase



4 Data and refinement statistics

Property	Value	Source
Space group	P 21 21 21	Depositor
Cell constants a, b, c, α , β , γ	115.20Å 178.53Å 189.25Å 90.00° 90.00° 90.00°	Depositor
Resolution (Å)	50.00 – 2.26 49.20 – 2.25	Depositor EDS
% Data completeness (in resolution range)	88.9 (50.00-2.26) 86.0 (49.20-2.25)	Depositor EDS
R_{merge}	0.10	Depositor
R_{sym}	(Not available)	Depositor
$\langle I/\sigma(I) \rangle$ ¹	1.56 (at 2.24Å)	Xtrriage
Refinement program	CNS	Depositor
R, R_{free}	0.204 , 0.245 0.212 , 0.256	Depositor DCC
R_{free} test set	21032 reflections (6.23%)	wwPDB-VP
Wilson B-factor (Å ²)	26.9	Xtrriage
Anisotropy	0.744	Xtrriage
Bulk solvent k_{sol} (e/Å ³), B_{sol} (Å ²)	0.33 , 41.8	EDS
L-test for twinning ²	$\langle L \rangle = 0.50$, $\langle L^2 \rangle = 0.33$	Xtrriage
Estimated twinning fraction	No twinning to report.	Xtrriage
F_o, F_c correlation	0.95	EDS
Total number of atoms	25831	wwPDB-VP
Average B, all atoms (Å ²)	33.0	wwPDB-VP

Xtrriage's analysis on translational NCS is as follows: *The analyses of the Patterson function reveals a significant off-origin peak that is 49.72 % of the origin peak, indicating pseudo-translational symmetry. The chance of finding a peak of this or larger height randomly in a structure without pseudo-translational symmetry is equal to 7.1611e-05. The detected translational NCS is most likely also responsible for the elevated intensity ratio.*

¹Intensities estimated from amplitudes.

²Theoretical values of $\langle |L| \rangle$, $\langle L^2 \rangle$ for acentric reflections are 0.5, 0.333 respectively for untwinned datasets, and 0.375, 0.2 for perfectly twinned datasets.

5 Model quality [i](#)

5.1 Standard geometry [i](#)

Bond lengths and bond angles in the following residue types are not validated in this section: CL

The Z score for a bond length (or angle) is the number of standard deviations the observed value is removed from the expected value. A bond length (or angle) with $|Z| > 5$ is considered an outlier worth inspection. RMSZ is the root-mean-square of all Z scores of the bond lengths (or angles).

Mol	Chain	Bond lengths		Bond angles	
		RMSZ	# Z >5	RMSZ	# Z >5
1	A	0.33	0/2070	0.61	0/2810
1	B	0.31	0/2070	0.59	0/2810
1	C	0.34	0/2070	0.61	0/2810
1	D	0.32	0/2070	0.60	0/2810
1	E	0.30	0/2070	0.59	0/2810
1	F	0.32	0/2070	0.59	0/2810
1	G	0.33	0/2070	0.58	0/2810
1	H	0.33	0/2070	0.59	0/2810
1	I	0.36	0/2070	0.61	0/2810
1	J	0.32	0/2070	0.60	0/2810
1	K	0.32	0/2070	0.59	0/2810
1	L	0.35	0/2070	0.61	0/2810
All	All	0.33	0/24840	0.60	0/33720

Chiral center outliers are detected by calculating the chiral volume of a chiral center and verifying if the center is modelled as a planar moiety or with the opposite hand. A planarity outlier is detected by checking planarity of atoms in a peptide group, atoms in a mainchain group or atoms of a sidechain that are expected to be planar.

Mol	Chain	#Chirality outliers	#Planarity outliers
1	A	0	1

There are no bond length outliers.

There are no bond angle outliers.

There are no chirality outliers.

All (1) planarity outliers are listed below:

Mol	Chain	Res	Type	Group
1	A	184	TYR	Sidechain

5.2 Too-close contacts [i](#)

In the following table, the Non-H and H(model) columns list the number of non-hydrogen atoms and hydrogen atoms in the chain respectively. The H(added) column lists the number of hydrogen atoms added and optimized by MolProbity. The Clashes column lists the number of clashes within the asymmetric unit, whereas Symm-Clashes lists symmetry related clashes.

Mol	Chain	Non-H	H(model)	H(added)	Clashes	Symm-Clashes
1	A	2036	0	2062	58	0
1	B	2036	0	2062	67	0
1	C	2036	0	2062	63	0
1	D	2036	0	2062	83	0
1	E	2036	0	2062	58	0
1	F	2036	0	2062	72	0
1	G	2036	0	2062	60	0
1	H	2036	0	2062	40	0
1	I	2036	0	2062	57	0
1	J	2036	0	2062	75	0
1	K	2036	0	2062	63	0
1	L	2036	0	2062	67	0
2	A	1	0	0	0	0
2	B	1	0	0	0	0
2	C	1	0	0	0	0
2	D	1	0	0	1	0
2	E	1	0	0	0	0
2	F	1	0	0	1	0
2	G	1	0	0	0	0
2	H	1	0	0	1	0
2	I	1	0	0	1	0
2	J	1	0	0	0	0
2	K	1	0	0	1	0
2	L	1	0	0	1	0
3	A	123	0	0	6	0
3	B	112	0	0	4	0
3	C	130	0	0	2	0
3	D	126	0	0	7	0
3	E	96	0	0	1	0
3	F	94	0	0	5	0
3	G	112	0	0	5	0
3	H	132	0	0	6	0
3	I	149	0	0	6	0
3	J	86	0	0	3	0
3	K	98	0	0	3	0
3	L	129	0	0	4	0
All	All	25831	0	24744	758	0

The all-atom clashscore is defined as the number of clashes found per 1000 atoms (including hydrogen atoms). The all-atom clashscore for this structure is 15.

All (758) close contacts within the same asymmetric unit are listed below, sorted by their clash magnitude.

Atom-1	Atom-2	Interatomic distance (Å)	Clash overlap (Å)
1:I:153:LEU:HB2	1:I:192:ARG:HH12	1.25	0.97
1:C:39:HIS:HE1	1:C:66:GLN:H	1.18	0.92
1:J:39:HIS:HE1	1:J:66:GLN:H	1.18	0.92
1:F:214:ALA:O	1:F:218:VAL:HG23	1.70	0.92
1:E:153:LEU:HB2	1:E:192:ARG:HH12	1.38	0.88
1:K:245:ARG:HH11	1:K:245:ARG:HB3	1.40	0.86
1:E:214:ALA:O	1:E:218:VAL:HG23	1.74	0.86
1:I:153:LEU:HB2	1:I:192:ARG:NH1	1.91	0.85
1:B:187:VAL:HG22	1:B:188:ASP:H	1.40	0.84
1:L:153:LEU:HB2	1:L:192:ARG:HH12	1.41	0.84
1:L:153:LEU:HB2	1:L:192:ARG:NH1	1.93	0.83
1:K:177:ARG:HD2	1:K:181:GLU:OE2	1.78	0.83
1:H:39:HIS:HE1	1:H:66:GLN:H	1.26	0.83
1:F:39:HIS:HE1	1:F:66:GLN:H	1.26	0.83
1:C:49:GLU:O	1:C:53:ILE:HG13	1.78	0.81
1:E:39:HIS:HE1	1:E:66:GLN:H	1.27	0.80
1:C:163:TYR:CE2	1:C:167:ARG:HD2	2.16	0.80
1:K:261:ASN:H	1:K:261:ASN:HD22	1.28	0.80
1:H:42:THR:H	1:H:69:HIS:HE1	1.29	0.80
1:L:66:GLN:NE2	1:L:111:ASN:HD22	1.78	0.80
1:D:39:HIS:HE1	1:D:66:GLN:H	1.30	0.80
1:L:42:THR:H	1:L:69:HIS:HE1	1.30	0.80
1:K:39:HIS:HE1	1:K:66:GLN:H	1.28	0.79
1:D:244:LEU:HD13	1:D:245:ARG:HG2	1.64	0.79
1:B:244:LEU:HD12	1:B:245:ARG:HG2	1.63	0.79
1:I:42:THR:H	1:I:69:HIS:HE1	1.31	0.79
1:L:39:HIS:HE1	1:L:66:GLN:H	1.30	0.77
1:A:116:ALA:HA	1:A:123:VAL:HG11	1.65	0.77
1:D:66:GLN:NE2	1:D:111:ASN:HD22	1.83	0.77
1:L:66:GLN:HE22	1:L:111:ASN:HD22	1.30	0.76
1:K:52:MSE:HE2	1:K:61:THR:HB	1.68	0.76
1:L:157:ILE:HG23	1:L:158:LYS:HD2	1.66	0.76
1:C:163:TYR:CZ	1:C:167:ARG:HD2	2.19	0.76
1:L:140:LEU:HD13	1:L:208:ARG:HG2	1.67	0.76
1:C:18:ASP:HA	1:C:23:THR:HG22	1.68	0.76
1:I:187:VAL:HG13	3:I:1173:HOH:O	1.84	0.75
1:B:26:VAL:HG13	1:B:62:ILE:HG23	1.68	0.75

Continued on next page...

Continued from previous page...

Atom-1	Atom-2	Interatomic distance (Å)	Clash overlap (Å)
1:E:74:LYS:HE2	1:E:194:LEU:O	1.86	0.75
1:J:150:GLY:O	1:J:152:GLN:HG2	1.87	0.75
1:K:37:PHE:CD1	1:K:52:MSE:HE3	2.22	0.75
1:A:153:LEU:HB2	1:A:192:ARG:NH1	2.02	0.75
1:B:66:GLN:HE22	1:B:111:ASN:HD22	1.35	0.75
1:A:153:LEU:HB2	1:A:192:ARG:HH12	1.51	0.75
1:F:26:VAL:HG13	1:F:62:ILE:HG23	1.69	0.74
1:J:52:MSE:HE2	1:J:61:THR:HB	1.68	0.74
1:A:146:ARG:NH2	1:A:167:ARG:HG2	2.01	0.74
1:E:187:VAL:HG22	1:E:188:ASP:H	1.53	0.74
1:F:12:PHE:HE2	1:F:52:MSE:HE2	1.53	0.74
1:F:11:HIS:HB3	1:F:29:LYS:HZ3	1.51	0.74
1:I:26:VAL:HG13	1:I:62:ILE:HG23	1.69	0.74
1:B:34:LEU:HD23	1:B:100:ALA:HB2	1.70	0.73
1:F:67:ARG:HD2	1:F:87:ASP:OD1	1.87	0.73
1:J:26:VAL:HG13	1:J:62:ILE:HG23	1.70	0.72
1:A:146:ARG:HH21	1:A:167:ARG:HG2	1.54	0.72
1:E:153:LEU:HB2	1:E:192:ARG:NH1	2.03	0.72
1:I:41:ILE:HG22	2:I:279:CL:CL	2.27	0.72
1:J:37:PHE:CD1	1:J:52:MSE:HE3	2.24	0.72
1:H:26:VAL:CG1	1:H:62:ILE:HG23	2.19	0.72
1:J:16:ARG:NH1	1:J:23:THR:HG21	2.05	0.72
1:L:261:ASN:H	1:L:261:ASN:HD22	1.38	0.71
1:A:54:ARG:HH11	1:A:269:LEU:HD22	1.55	0.71
1:G:74:LYS:HE2	1:G:194:LEU:O	1.90	0.71
1:F:11:HIS:HB3	1:F:29:LYS:NZ	2.04	0.71
1:I:42:THR:H	1:I:69:HIS:CE1	2.08	0.71
1:I:47:VAL:HB	3:I:946:HOH:O	1.88	0.71
1:B:187:VAL:HG22	1:B:188:ASP:N	2.06	0.71
1:B:66:GLN:NE2	1:B:111:ASN:HD22	1.89	0.71
1:L:42:THR:H	1:L:69:HIS:CE1	2.08	0.71
1:K:150:GLY:O	1:K:152:GLN:HG2	1.90	0.70
1:H:42:THR:H	1:H:69:HIS:CE1	2.08	0.70
1:C:74:LYS:HE2	1:C:194:LEU:O	1.92	0.70
1:C:42:THR:H	1:C:69:HIS:HE1	1.37	0.70
1:G:153:LEU:HB2	1:G:192:ARG:NH1	2.07	0.70
1:D:34:LEU:HD23	1:D:100:ALA:HB2	1.74	0.69
1:F:39:HIS:HD2	1:F:40:GLY:O	1.76	0.69
1:A:52:MSE:HE2	1:A:61:THR:HB	1.75	0.69
1:K:187:VAL:HG22	1:K:188:ASP:H	1.56	0.69
1:F:261:ASN:HD22	1:F:261:ASN:H	1.38	0.69

Continued on next page...

Continued from previous page...

Atom-1	Atom-2	Interatomic distance (Å)	Clash overlap (Å)
1:B:261:ASN:HD22	1:B:261:ASN:H	1.38	0.69
1:J:261:ASN:HD22	1:J:261:ASN:H	1.40	0.69
1:E:54:ARG:HG2	1:E:269:LEU:HD22	1.74	0.69
1:E:28:GLU:HG3	1:E:62:ILE:HG12	1.75	0.68
1:G:39:HIS:HE1	1:G:66:GLN:H	1.39	0.68
1:C:216:ARG:HD2	1:C:217:ASP:OD1	1.92	0.68
1:F:42:THR:H	1:F:69:HIS:HE1	1.41	0.68
1:I:54:ARG:HG2	1:I:269:LEU:HD22	1.74	0.68
1:B:216:ARG:HD2	1:B:217:ASP:OD1	1.94	0.68
1:D:18:ASP:HA	1:D:23:THR:HG22	1.75	0.68
1:B:74:LYS:HE2	1:B:194:LEU:O	1.93	0.68
1:D:153:LEU:HD13	1:D:192:ARG:NH1	2.09	0.68
1:G:39:HIS:HD2	1:G:40:GLY:O	1.77	0.68
1:D:66:GLN:HE22	1:D:111:ASN:HD22	1.42	0.67
1:D:150:GLY:O	1:D:152:GLN:HG2	1.93	0.67
1:D:216:ARG:HD2	1:D:217:ASP:OD1	1.94	0.67
1:B:244:LEU:CD1	1:B:245:ARG:HG2	2.24	0.67
1:J:153:LEU:HB2	1:J:192:ARG:HH12	1.60	0.67
1:K:52:MSE:HE1	1:K:62:ILE:C	2.15	0.67
1:K:245:ARG:HB3	1:K:245:ARG:NH1	2.08	0.66
1:A:185:GLN:HG2	1:A:194:LEU:HD21	1.76	0.66
1:F:89:ALA:HB1	1:F:93:ARG:HH12	1.60	0.66
1:L:54:ARG:HG2	1:L:269:LEU:HD22	1.76	0.66
1:G:146:ARG:HD3	1:G:167:ARG:HE	1.60	0.66
1:K:158:LYS:HG2	3:K:1388:HOH:O	1.95	0.66
1:K:48:PHE:O	1:K:52:MSE:HG3	1.94	0.66
1:G:187:VAL:HG22	1:G:188:ASP:H	1.61	0.66
1:L:16:ARG:HD3	3:L:1391:HOH:O	1.96	0.66
1:J:16:ARG:HH12	1:J:23:THR:HG21	1.61	0.65
1:B:52:MSE:HE3	1:B:61:THR:C	2.17	0.65
1:K:39:HIS:HD2	1:K:40:GLY:O	1.80	0.65
1:E:256:ALA:HB2	1:E:264:SER:OG	1.96	0.65
1:A:48:PHE:O	1:A:52:MSE:HG3	1.96	0.64
1:C:249:PRO:HD3	3:C:716:HOH:O	1.97	0.64
1:D:35:MSE:HE1	1:D:276:ILE:HD13	1.79	0.64
1:E:261:ASN:H	1:E:261:ASN:HD22	1.45	0.64
1:G:143:LEU:O	1:G:147:VAL:HG13	1.97	0.64
1:A:261:ASN:H	1:A:261:ASN:HD22	1.45	0.64
1:E:11:HIS:CD2	1:E:11:HIS:N	2.64	0.64
1:D:74:LYS:HE2	1:D:194:LEU:O	1.98	0.64
1:H:179:ARG:NH2	3:H:920:HOH:O	2.29	0.63

Continued on next page...

Continued from previous page...

Atom-1	Atom-2	Interatomic distance (Å)	Clash overlap (Å)
1:F:42:THR:H	1:F:69:HIS:CE1	2.16	0.63
1:J:82:ASN:HD21	1:J:118:LYS:NZ	1.96	0.63
1:K:106:SER:HA	1:K:131:PHE:HB2	1.78	0.63
1:E:26:VAL:HG13	1:E:62:ILE:HG23	1.81	0.63
1:F:35:MSE:HE1	1:F:276:ILE:HD13	1.79	0.63
1:A:185:GLN:HG2	1:A:194:LEU:CD2	2.28	0.63
1:L:41:ILE:HG22	2:L:279:CL:CL	2.36	0.63
1:A:37:PHE:CD1	1:A:52:MSE:HE3	2.33	0.63
1:F:155:GLU:HB2	3:F:284:HOH:O	1.97	0.63
1:F:22:ILE:HD11	1:F:73:ASP:HB2	1.80	0.63
1:H:39:HIS:HD2	1:H:40:GLY:O	1.81	0.63
1:J:48:PHE:O	1:J:52:MSE:HG3	1.98	0.63
1:L:39:HIS:CE1	1:L:66:GLN:H	2.14	0.63
1:F:34:LEU:HD23	1:F:100:ALA:HB2	1.81	0.62
1:D:153:LEU:HD13	1:D:192:ARG:HH11	1.63	0.62
1:J:58:ARG:HD3	3:J:1307:HOH:O	1.99	0.62
3:A:293:HOH:O	1:F:152:GLN:HB2	2.00	0.62
1:B:42:THR:H	1:B:69:HIS:CE1	2.17	0.62
1:C:261:ASN:H	1:C:261:ASN:HD22	1.47	0.61
1:D:11:HIS:O	1:D:29:LYS:HD3	2.00	0.61
1:K:187:VAL:HG22	1:K:188:ASP:N	2.14	0.61
1:D:59:PHE:CZ	1:D:276:ILE:HD12	2.36	0.61
1:D:11:HIS:HB2	1:D:29:LYS:NZ	2.16	0.61
1:D:39:HIS:CE1	1:D:66:GLN:H	2.16	0.61
1:E:49:GLU:O	1:E:53:ILE:HG13	2.01	0.61
1:D:12:PHE:HE2	1:D:52:MSE:HE2	1.66	0.61
1:L:143:LEU:C	1:L:143:LEU:HD23	2.22	0.61
1:J:42:THR:H	1:J:69:HIS:HE1	1.49	0.60
1:A:141:ASP:OD1	1:A:208:ARG:NH2	2.34	0.60
1:F:74:LYS:HE2	1:F:194:LEU:O	2.01	0.60
1:B:49:GLU:O	1:B:53:ILE:HG13	2.00	0.60
1:H:57:ASP:OD1	1:H:58:ARG:HG3	2.01	0.60
1:A:54:ARG:NH1	1:A:269:LEU:HD22	2.16	0.60
1:F:244:LEU:HD13	1:F:245:ARG:HG2	1.83	0.60
1:B:146:ARG:HD2	3:B:700:HOH:O	2.02	0.60
1:F:116:ALA:HA	1:F:123:VAL:HG11	1.84	0.60
1:F:26:VAL:CG1	1:F:62:ILE:HG23	2.32	0.60
1:J:52:MSE:HE1	1:J:63:ALA:N	2.17	0.59
1:E:39:HIS:HD2	1:E:40:GLY:O	1.84	0.59
1:H:41:ILE:HG22	2:H:279:CL:CL	2.39	0.59
1:J:214:ALA:O	1:J:218:VAL:HG22	2.02	0.59

Continued on next page...

Continued from previous page...

Atom-1	Atom-2	Interatomic distance (Å)	Clash overlap (Å)
1:D:39:HIS:HD2	1:D:40:GLY:O	1.85	0.59
1:C:244:LEU:CD1	1:C:245:ARG:HG2	2.32	0.59
1:C:196:SER:O	1:C:200:MSE:HG2	2.02	0.59
1:G:23:THR:HG23	1:G:73:ASP:OD2	2.02	0.59
1:J:39:HIS:HD2	1:J:40:GLY:O	1.86	0.59
1:A:187:VAL:HG13	1:A:188:ASP:N	2.18	0.59
1:G:19:ILE:HG12	1:G:22:ILE:O	2.03	0.59
1:D:153:LEU:HD22	1:D:192:ARG:HH12	1.68	0.58
1:A:22:ILE:HG12	1:A:23:THR:N	2.18	0.58
1:D:106:SER:HA	1:D:131:PHE:HB2	1.85	0.58
1:K:261:ASN:H	1:K:261:ASN:ND2	1.97	0.58
1:K:58:ARG:NH2	1:K:277:ASP:OD1	2.35	0.58
1:A:52:MSE:HE1	1:A:63:ALA:N	2.18	0.58
1:F:52:MSE:HE3	1:F:61:THR:C	2.24	0.58
1:L:68:GLY:HA2	1:L:74:LYS:HG2	1.84	0.58
1:C:52:MSE:HE3	1:C:61:THR:C	2.24	0.58
1:F:11:HIS:HB2	3:F:488:HOH:O	2.03	0.58
1:F:261:ASN:H	1:F:261:ASN:ND2	2.01	0.58
1:B:22:ILE:HG12	1:B:23:THR:N	2.19	0.58
1:C:39:HIS:HD2	1:C:40:GLY:O	1.87	0.58
1:C:42:THR:H	1:C:69:HIS:CE1	2.18	0.58
1:D:261:ASN:H	1:D:261:ASN:HD22	1.50	0.58
1:I:187:VAL:HG12	1:I:188:ASP:N	2.18	0.58
1:K:52:MSE:HE1	1:K:63:ALA:N	2.19	0.58
1:C:58:ARG:HH22	1:C:277:ASP:CG	2.07	0.57
1:L:15:ARG:NH1	1:L:17:VAL:HG22	2.19	0.57
1:D:60:THR:HG21	1:D:97:ARG:HH11	1.69	0.57
1:E:74:LYS:HD3	1:E:196:SER:HB2	1.85	0.57
1:J:26:VAL:CG1	1:J:62:ILE:HG23	2.32	0.57
1:E:22:ILE:HG12	1:E:23:THR:N	2.19	0.57
1:G:22:ILE:HG12	1:G:23:THR:N	2.19	0.57
1:F:113:VAL:HG13	1:F:218:VAL:HG21	1.85	0.57
1:G:52:MSE:HE3	1:G:61:THR:C	2.25	0.57
1:A:58:ARG:NH2	1:A:277:ASP:OD1	2.36	0.57
1:C:214:ALA:O	1:C:218:VAL:HG22	2.04	0.57
1:D:35:MSE:HE1	1:D:276:ILE:CD1	2.35	0.57
1:K:15:ARG:NH1	1:K:17:VAL:HG22	2.20	0.57
1:D:52:MSE:HE3	1:D:61:THR:C	2.26	0.57
1:G:95:LEU:O	1:G:97:ARG:HG3	2.05	0.57
1:C:58:ARG:NH2	1:C:277:ASP:OD1	2.38	0.56
1:F:59:PHE:CZ	1:F:276:ILE:HD12	2.40	0.56

Continued on next page...

Continued from previous page...

Atom-1	Atom-2	Interatomic distance (Å)	Clash overlap (Å)
1:A:95:LEU:O	1:A:97:ARG:HG3	2.05	0.56
1:G:47:VAL:HG13	3:G:297:HOH:O	2.05	0.56
1:I:214:ALA:O	1:I:218:VAL:HG13	2.05	0.56
1:C:244:LEU:HD13	1:C:245:ARG:HG2	1.86	0.56
1:D:22:ILE:HD11	1:D:73:ASP:HB2	1.87	0.56
1:E:116:ALA:CB	1:E:123:VAL:HG21	2.35	0.56
1:H:91:LEU:HD22	1:H:95:LEU:HG	1.86	0.56
1:B:42:THR:H	1:B:69:HIS:HE1	1.53	0.56
1:K:106:SER:HB3	1:K:258:HIS:CE1	2.39	0.56
1:K:212:VAL:HB	1:K:213:PRO:HD3	1.88	0.56
1:I:26:VAL:HG13	1:I:62:ILE:CG2	2.35	0.56
1:J:216:ARG:HD2	1:J:217:ASP:OD1	2.06	0.56
1:K:13:ILE:HG13	1:K:13:ILE:O	2.04	0.56
1:L:261:ASN:H	1:L:261:ASN:ND2	2.03	0.56
1:D:42:THR:H	1:D:69:HIS:CE1	2.24	0.56
1:I:144:GLU:O	1:I:147:VAL:HG22	2.06	0.56
1:A:54:ARG:HG3	1:A:54:ARG:HH11	1.71	0.56
1:C:28:GLU:HG3	1:C:62:ILE:HG12	1.88	0.55
1:D:68:GLY:HA2	1:D:74:LYS:HG2	1.89	0.55
1:E:150:GLY:O	1:E:152:GLN:HG2	2.06	0.55
1:I:187:VAL:CG1	1:I:188:ASP:N	2.69	0.55
1:I:135:ILE:HD13	1:I:232:LEU:HD11	1.87	0.55
1:B:261:ASN:H	1:B:261:ASN:ND2	2.03	0.55
1:C:91:LEU:HD13	1:C:95:LEU:HG	1.88	0.55
1:D:167:ARG:HG2	3:D:756:HOH:O	2.06	0.55
1:D:42:THR:H	1:D:69:HIS:HE1	1.51	0.55
1:D:37:PHE:CE2	1:D:103:VAL:HG11	2.40	0.55
1:C:117:ALA:HB2	1:C:218:VAL:HG13	1.86	0.55
1:L:49:GLU:O	1:L:53:ILE:HG13	2.07	0.55
1:E:58:ARG:HH22	1:E:277:ASP:CG	2.10	0.55
1:J:95:LEU:O	1:J:97:ARG:HG3	2.06	0.55
1:D:163:TYR:CZ	1:D:167:ARG:HD2	2.42	0.55
1:J:52:MSE:HE1	1:J:62:ILE:C	2.25	0.55
1:L:136:GLU:CD	1:L:136:GLU:H	2.09	0.55
1:A:168:TYR:HB3	1:A:171:ILE:HG13	1.89	0.55
1:B:143:LEU:HG	1:B:146:ARG:NH2	2.21	0.55
1:H:39:HIS:CE1	1:H:66:GLN:H	2.16	0.55
1:L:144:GLU:O	1:L:147:VAL:HG22	2.07	0.55
1:C:146:ARG:O	1:C:167:ARG:NH2	2.40	0.55
1:C:39:HIS:CE1	1:C:66:GLN:H	2.10	0.55
1:E:187:VAL:HG22	1:E:188:ASP:N	2.20	0.55

Continued on next page...

Continued from previous page...

Atom-1	Atom-2	Interatomic distance (Å)	Clash overlap (Å)
1:K:245:ARG:CB	1:K:245:ARG:HH11	2.16	0.55
1:K:16:ARG:NH2	1:K:73:ASP:OD1	2.40	0.54
1:H:261:ASN:H	1:H:261:ASN:HD22	1.55	0.54
1:I:118:LYS:HE2	3:I:1347:HOH:O	2.08	0.54
1:J:52:MSE:HE2	1:J:61:THR:CB	2.35	0.54
1:L:95:LEU:O	1:L:97:ARG:HG3	2.08	0.54
1:A:116:ALA:HA	1:A:123:VAL:CG1	2.36	0.54
1:L:146:ARG:HB2	1:L:146:ARG:NH1	2.22	0.54
1:D:52:MSE:SE	1:D:63:ALA:HB2	2.58	0.54
1:G:49:GLU:O	1:G:53:ILE:HG13	2.08	0.54
1:C:143:LEU:HD23	1:C:143:LEU:C	2.28	0.54
1:I:185:GLN:HB3	1:I:194:LEU:HD23	1.88	0.54
1:F:249:PRO:HD3	3:F:853:HOH:O	2.07	0.53
1:L:216:ARG:HD2	1:L:217:ASP:OD1	2.09	0.53
1:G:88:ILE:O	1:G:92:ILE:HG13	2.08	0.53
1:H:106:SER:HA	1:H:131:PHE:HB2	1.91	0.53
1:L:158:LYS:HD2	1:L:158:LYS:N	2.23	0.53
1:J:22:ILE:HG12	1:J:23:THR:N	2.23	0.53
1:K:42:THR:H	1:K:69:HIS:HE1	1.57	0.53
1:K:58:ARG:HD3	3:K:298:HOH:O	2.08	0.53
1:B:26:VAL:CG1	1:B:62:ILE:HG23	2.37	0.53
1:H:26:VAL:HG13	1:H:62:ILE:HG23	1.88	0.53
1:I:212:VAL:HB	1:I:213:PRO:HD3	1.91	0.53
1:B:116:ALA:CB	1:B:123:VAL:HG21	2.38	0.53
1:D:91:LEU:HD22	1:D:95:LEU:HG	1.89	0.53
1:E:88:ILE:O	1:E:92:ILE:HG13	2.08	0.53
1:G:214:ALA:O	1:G:218:VAL:HG22	2.08	0.53
1:I:185:GLN:HB3	1:I:194:LEU:CD2	2.39	0.53
1:L:106:SER:HA	1:L:131:PHE:HB2	1.91	0.53
1:F:149:ALA:O	1:F:152:GLN:NE2	2.41	0.53
1:F:60:THR:HG21	1:F:97:ARG:HH12	1.74	0.53
1:I:13:ILE:HG13	1:I:13:ILE:O	2.08	0.53
1:I:52:MSE:HE3	1:I:61:THR:C	2.30	0.53
1:F:143:LEU:HD23	1:F:143:LEU:C	2.30	0.52
1:J:89:ALA:HB2	1:J:119:TYR:CD1	2.45	0.52
1:K:52:MSE:HE2	1:K:61:THR:CB	2.38	0.52
1:A:167:ARG:NH1	3:A:1017:HOH:O	2.42	0.52
1:E:212:VAL:HB	1:E:213:PRO:HD3	1.92	0.52
1:I:106:SER:HA	1:I:131:PHE:HB2	1.91	0.52
1:F:22:ILE:HG12	1:F:23:THR:N	2.24	0.52
1:F:52:MSE:HG2	1:F:61:THR:HB	1.92	0.52

Continued on next page...

Continued from previous page...

Atom-1	Atom-2	Interatomic distance (Å)	Clash overlap (Å)
1:A:212:VAL:HB	1:A:213:PRO:HD3	1.91	0.52
1:C:26:VAL:HG13	1:C:62:ILE:HG23	1.91	0.52
1:F:41:ILE:HG22	2:F:279:CL:CL	2.47	0.52
1:B:12:PHE:CE1	1:B:49:GLU:HG2	2.45	0.52
1:K:216:ARG:HD2	1:K:217:ASP:OD1	2.10	0.52
1:L:157:ILE:CG2	1:L:158:LYS:HD2	2.37	0.52
1:A:16:ARG:NH2	1:A:73:ASP:OD1	2.33	0.52
1:B:135:ILE:HA	3:B:1047:HOH:O	2.10	0.52
1:I:143:LEU:O	1:I:147:VAL:HG13	2.10	0.52
1:G:187:VAL:HG22	1:G:188:ASP:N	2.25	0.52
1:J:157:ILE:HG22	3:J:1317:HOH:O	2.10	0.52
1:L:147:VAL:HG23	1:L:148:ASN:N	2.25	0.52
1:D:249:PRO:HD3	3:E:291:HOH:O	2.09	0.52
1:F:117:ALA:HB2	1:F:218:VAL:HG22	1.92	0.52
1:J:42:THR:H	1:J:69:HIS:CE1	2.28	0.52
1:A:74:LYS:HE2	1:A:194:LEU:O	2.10	0.51
1:F:196:SER:O	1:F:200:MSE:HG2	2.09	0.51
1:K:196:SER:O	1:K:200:MSE:HG2	2.10	0.51
1:L:102:LEU:HB2	1:L:126:VAL:HG22	1.91	0.51
1:L:146:ARG:CB	1:L:146:ARG:HH11	2.22	0.51
1:A:52:MSE:HE1	1:A:62:ILE:C	2.30	0.51
1:E:26:VAL:CG1	1:E:62:ILE:HG23	2.40	0.51
1:E:58:ARG:NH2	1:E:277:ASP:OD1	2.43	0.51
1:I:22:ILE:HG12	1:I:23:THR:N	2.25	0.51
1:A:101:ILE:HD11	1:A:124:ARG:CZ	2.41	0.51
1:B:153:LEU:HD13	1:B:192:ARG:NH1	2.25	0.51
1:G:143:LEU:HD23	1:G:143:LEU:C	2.31	0.51
1:J:261:ASN:H	1:J:261:ASN:ND2	2.06	0.51
1:I:113:VAL:HG13	1:I:218:VAL:HG11	1.92	0.51
1:D:138:GLU:H	1:D:138:GLU:CD	2.14	0.51
1:I:153:LEU:HD13	1:I:192:ARG:HH11	1.76	0.51
1:I:95:LEU:O	1:I:97:ARG:HG3	2.11	0.51
1:L:39:HIS:HD2	1:L:40:GLY:O	1.93	0.51
1:A:54:ARG:NH1	1:A:54:ARG:HG3	2.25	0.51
1:H:95:LEU:O	1:H:97:ARG:HG3	2.10	0.51
1:I:26:VAL:CG1	1:I:62:ILE:HG23	2.39	0.51
1:D:261:ASN:H	1:D:261:ASN:ND2	2.09	0.51
1:I:196:SER:O	1:I:200:MSE:HG2	2.11	0.51
1:J:57:ASP:OD1	1:J:58:ARG:HG3	2.10	0.51
1:K:74:LYS:HD3	1:K:196:SER:HB2	1.92	0.51
1:E:210:ASP:OD2	1:E:213:PRO:HD3	2.10	0.51

Continued on next page...

Continued from previous page...

Atom-1	Atom-2	Interatomic distance (Å)	Clash overlap (Å)
1:L:143:LEU:O	1:L:147:VAL:HG13	2.11	0.51
1:B:184:TYR:CD1	1:B:184:TYR:N	2.78	0.51
1:D:26:VAL:HG13	1:D:62:ILE:HG23	1.94	0.51
1:E:22:ILE:HD11	1:E:73:ASP:HB2	1.92	0.51
1:G:23:THR:HG22	3:G:1137:HOH:O	2.11	0.51
1:G:42:THR:H	1:G:69:HIS:CE1	2.28	0.51
1:B:132:THR:HB	1:B:133:PRO:CD	2.41	0.50
1:C:39:HIS:CE1	1:C:66:GLN:HE21	2.28	0.50
1:H:52:MSE:SE	1:H:63:ALA:HB2	2.61	0.50
1:J:74:LYS:HE2	1:J:194:LEU:O	2.12	0.50
1:J:14:SER:HA	1:J:26:VAL:O	2.11	0.50
1:B:116:ALA:HA	1:B:123:VAL:HG21	1.93	0.50
1:H:177:ARG:O	1:H:181:GLU:HG3	2.12	0.50
1:C:261:ASN:H	1:C:261:ASN:ND2	2.08	0.50
1:E:123:VAL:HG23	1:E:123:VAL:O	2.11	0.50
1:G:45:SER:HB2	1:G:63:ALA:HB1	1.93	0.50
1:B:123:VAL:O	1:B:123:VAL:HG23	2.11	0.50
1:G:268:THR:O	1:G:272:ILE:HG13	2.12	0.50
1:J:150:GLY:HA2	1:J:152:GLN:HE21	1.76	0.50
1:J:26:VAL:CG1	1:J:27:ARG:N	2.75	0.50
1:B:140:LEU:HD13	1:B:208:ARG:HG2	1.94	0.50
1:E:140:LEU:HD13	1:E:208:ARG:HG2	1.92	0.50
1:J:223:LEU:HD22	1:J:275:PHE:HB2	1.93	0.50
1:K:57:ASP:OD1	1:K:58:ARG:HG3	2.12	0.50
1:D:91:LEU:HD22	1:D:95:LEU:CD1	2.42	0.50
1:E:106:SER:HA	1:E:131:PHE:HB2	1.93	0.50
1:E:109:ALA:O	1:E:113:VAL:HG23	2.12	0.50
1:E:117:ALA:HB2	1:E:218:VAL:HG22	1.94	0.50
1:J:67:ARG:O	1:J:69:HIS:HD2	1.94	0.50
1:A:138:GLU:H	1:A:138:GLU:CD	2.16	0.50
1:B:153:LEU:HB2	1:B:192:ARG:HH12	1.76	0.50
1:F:177:ARG:HE	1:F:181:GLU:CD	2.15	0.50
1:L:146:ARG:HB2	1:L:146:ARG:HH11	1.77	0.50
1:C:14:SER:HA	1:C:26:VAL:O	2.12	0.49
1:G:212:VAL:HB	1:G:213:PRO:HD3	1.94	0.49
1:J:39:HIS:CE1	1:J:66:GLN:H	2.11	0.49
1:L:116:ALA:HA	1:L:123:VAL:HG11	1.93	0.49
1:A:272:ILE:O	1:A:276:ILE:HG12	2.12	0.49
1:E:11:HIS:N	1:E:11:HIS:HD2	2.08	0.49
1:F:192:ARG:HG3	1:F:193:PRO:HD2	1.93	0.49
1:E:261:ASN:H	1:E:261:ASN:ND2	2.10	0.49

Continued on next page...

Continued from previous page...

Atom-1	Atom-2	Interatomic distance (Å)	Clash overlap (Å)
1:G:106:SER:HA	1:G:131:PHE:HB2	1.94	0.49
1:I:118:LYS:HG2	1:I:119:TYR:CZ	2.47	0.49
1:I:135:ILE:HD13	1:I:232:LEU:CD1	2.41	0.49
1:J:102:LEU:HB2	1:J:126:VAL:HG22	1.93	0.49
1:K:41:ILE:HG22	2:K:279:CL:CL	2.49	0.49
1:L:196:SER:O	1:L:200:MSE:HG2	2.12	0.49
1:K:52:MSE:SE	1:K:63:ALA:HB2	2.62	0.49
1:B:226:ARG:HD2	1:B:233:VAL:HG12	1.93	0.49
1:B:146:ARG:NH1	3:B:682:HOH:O	2.43	0.49
1:D:268:THR:O	1:D:272:ILE:HG13	2.12	0.49
1:D:52:MSE:HG2	1:D:61:THR:HB	1.94	0.49
1:E:26:VAL:HG13	1:E:62:ILE:CG2	2.42	0.49
1:G:124:ARG:HD2	3:G:874:HOH:O	2.12	0.49
1:K:41:ILE:HG12	1:K:42:THR:HG23	1.93	0.49
1:L:243:ARG:HG2	3:L:635:HOH:O	2.12	0.49
1:D:28:GLU:HG3	1:D:62:ILE:HG12	1.94	0.49
1:G:52:MSE:SE	1:G:63:ALA:HB2	2.62	0.49
1:J:15:ARG:CZ	1:J:17:VAL:HG22	2.43	0.49
1:K:153:LEU:HB2	1:K:192:ARG:HH12	1.78	0.49
1:L:146:ARG:NH1	3:L:996:HOH:O	2.44	0.49
1:C:89:ALA:HB2	1:C:119:TYR:CE1	2.48	0.49
1:D:244:LEU:CD1	1:D:245:ARG:HG2	2.37	0.49
1:H:157:ILE:O	1:H:161:GLU:HG3	2.13	0.49
1:I:91:LEU:HD22	1:I:95:LEU:HG	1.94	0.49
1:L:54:ARG:HG2	1:L:269:LEU:CD2	2.41	0.49
1:G:22:ILE:HD11	1:G:73:ASP:HB2	1.95	0.48
1:L:52:MSE:HE3	1:L:61:THR:C	2.33	0.48
1:I:118:LYS:HG2	1:I:119:TYR:CE1	2.48	0.48
1:J:143:LEU:CD1	1:J:146:ARG:HH21	2.26	0.48
1:A:22:ILE:HD11	1:A:73:ASP:HB2	1.95	0.48
1:D:12:PHE:CE2	1:D:52:MSE:HE2	2.48	0.48
1:G:74:LYS:HD3	1:G:196:SER:HB2	1.95	0.48
1:E:69:HIS:CE1	1:E:200:MSE:HE1	2.48	0.48
1:H:71:LEU:HB3	3:H:889:HOH:O	2.13	0.48
1:H:118:LYS:HE2	1:H:119:TYR:CZ	2.48	0.48
1:I:39:HIS:HD2	1:I:40:GLY:O	1.96	0.48
1:K:45:SER:HB2	1:K:63:ALA:HB1	1.95	0.48
1:K:68:GLY:HA2	1:K:74:LYS:HG2	1.94	0.48
1:F:19:ILE:HG12	1:F:22:ILE:O	2.13	0.48
1:I:54:ARG:HG2	1:I:269:LEU:CD2	2.43	0.48
1:I:28:GLU:HG3	1:I:62:ILE:HG12	1.95	0.48

Continued on next page...

Continued from previous page...

Atom-1	Atom-2	Interatomic distance (Å)	Clash overlap (Å)
1:J:68:GLY:HA2	1:J:74:LYS:HG2	1.96	0.48
1:B:153:LEU:HD13	1:B:192:ARG:HH11	1.79	0.48
1:F:216:ARG:HD2	1:F:217:ASP:OD1	2.14	0.48
1:H:14:SER:HA	1:H:26:VAL:O	2.13	0.48
1:L:67:ARG:O	1:L:69:HIS:HD2	1.97	0.48
1:H:52:MSE:HE3	1:H:61:THR:C	2.34	0.48
1:F:60:THR:HG21	1:F:97:ARG:NH1	2.28	0.48
1:G:91:LEU:HD13	1:G:91:LEU:C	2.34	0.48
1:K:143:LEU:C	1:K:143:LEU:HD23	2.34	0.48
1:B:74:LYS:HD3	1:B:196:SER:HB2	1.96	0.48
1:D:184:TYR:HE1	3:D:760:HOH:O	1.96	0.48
1:E:54:ARG:HG2	1:E:269:LEU:CD2	2.42	0.48
1:F:35:MSE:HE1	1:F:276:ILE:CD1	2.44	0.48
1:J:106:SER:HA	1:J:131:PHE:HB2	1.96	0.48
1:F:22:ILE:CD1	1:F:73:ASP:HB2	2.43	0.47
1:H:158:LYS:HG3	3:H:1287:HOH:O	2.12	0.47
1:H:36:LEU:HD23	1:H:62:ILE:HB	1.96	0.47
1:K:42:THR:H	1:K:69:HIS:CE1	2.32	0.47
1:G:86:ASP:OD1	1:G:119:TYR:OH	2.30	0.47
1:B:212:VAL:HB	1:B:213:PRO:HD3	1.95	0.47
1:C:22:ILE:HG12	1:C:23:THR:N	2.28	0.47
1:C:252:VAL:O	1:C:254:PRO:HD3	2.14	0.47
1:K:22:ILE:HG12	1:K:23:THR:N	2.29	0.47
1:K:36:LEU:HD23	1:K:62:ILE:HB	1.96	0.47
1:C:34:LEU:HD23	1:C:100:ALA:HB2	1.96	0.47
1:G:91:LEU:O	1:G:91:LEU:HD13	2.14	0.47
1:H:135:ILE:HA	3:H:1162:HOH:O	2.15	0.47
1:A:22:ILE:HG12	1:A:23:THR:H	1.78	0.47
1:C:26:VAL:CG1	1:C:62:ILE:HG23	2.44	0.47
1:D:177:ARG:O	1:D:181:GLU:HG3	2.15	0.47
1:D:14:SER:HA	1:D:26:VAL:O	2.14	0.47
1:F:58:ARG:HH22	1:F:277:ASP:CG	2.18	0.47
1:J:185:GLN:HB3	1:J:194:LEU:HD21	1.97	0.47
1:E:272:ILE:O	1:E:276:ILE:HG12	2.14	0.47
1:F:150:GLY:O	1:F:152:GLN:HG2	2.15	0.47
1:I:153:LEU:HD13	1:I:192:ARG:NH1	2.28	0.47
1:D:204:ALA:HA	1:D:207:LEU:HD12	1.96	0.47
1:F:39:HIS:CE1	1:F:66:GLN:H	2.18	0.47
1:H:26:VAL:HG11	1:H:62:ILE:HG23	1.93	0.47
1:B:19:ILE:HG12	1:B:22:ILE:O	2.15	0.47
1:G:24:LEU:HD23	1:G:72:SER:HB3	1.96	0.47

Continued on next page...

Continued from previous page...

Atom-1	Atom-2	Interatomic distance (Å)	Clash overlap (Å)
1:K:19:ILE:HG12	1:K:22:ILE:O	2.15	0.47
1:A:34:LEU:HD23	1:A:100:ALA:HB2	1.97	0.47
1:C:226:ARG:HD2	1:C:233:VAL:O	2.15	0.47
1:F:106:SER:HA	1:F:131:PHE:HB2	1.97	0.47
1:G:214:ALA:O	1:G:218:VAL:CG2	2.63	0.47
1:A:261:ASN:H	1:A:261:ASN:ND2	2.12	0.46
1:C:166:GLY:O	1:C:169:PRO:HD3	2.15	0.46
3:A:1035:HOH:O	1:F:152:GLN:HB3	2.15	0.46
1:F:22:ILE:CG1	1:F:73:ASP:HB2	2.46	0.46
1:I:117:ALA:HB2	1:I:218:VAL:HG13	1.97	0.46
1:I:226:ARG:HD2	1:I:233:VAL:HG12	1.96	0.46
1:L:212:VAL:HB	1:L:213:PRO:HD3	1.97	0.46
1:D:118:LYS:NZ	3:D:749:HOH:O	2.47	0.46
1:G:236:ALA:O	1:G:240:LYS:HG3	2.15	0.46
1:J:34:LEU:HD23	1:J:100:ALA:HB2	1.96	0.46
1:J:185:GLN:O	1:J:185:GLN:HG3	2.14	0.46
1:C:106:SER:HA	1:C:131:PHE:HB2	1.97	0.46
1:D:44:ASN:O	1:D:47:VAL:HG22	2.15	0.46
1:H:22:ILE:HG12	1:H:23:THR:N	2.29	0.46
1:J:52:MSE:HE1	1:J:62:ILE:CA	2.45	0.46
1:H:67:ARG:O	1:H:69:HIS:HD2	1.99	0.46
1:I:49:GLU:HB2	1:I:50:PRO:HD3	1.96	0.46
1:J:272:ILE:O	1:J:276:ILE:HG12	2.15	0.46
1:A:52:MSE:HE2	1:A:61:THR:CB	2.44	0.46
1:H:157:ILE:HG22	3:H:1287:HOH:O	2.15	0.46
1:J:13:ILE:O	1:J:13:ILE:HG13	2.15	0.46
1:J:136:GLU:OE1	1:J:234:SER:HB3	2.16	0.46
1:J:82:ASN:HD21	1:J:118:LYS:HZ3	1.60	0.46
1:A:13:ILE:HD12	1:A:13:ILE:C	2.36	0.46
1:D:16:ARG:NH1	1:D:16:ARG:HB3	2.31	0.46
1:E:147:VAL:HG23	1:E:148:ASN:N	2.30	0.46
1:L:37:PHE:CE2	1:L:103:VAL:HG11	2.51	0.46
1:D:121:ASP:HB2	3:D:770:HOH:O	2.15	0.46
1:F:35:MSE:HE2	1:F:101:ILE:HG21	1.98	0.46
1:H:259:TYR:O	1:H:263:VAL:HG23	2.15	0.46
1:J:177:ARG:O	1:J:181:GLU:HG3	2.15	0.46
1:L:146:ARG:NH2	3:L:1402:HOH:O	2.48	0.46
1:D:19:ILE:HG12	1:D:22:ILE:O	2.15	0.46
1:F:58:ARG:HD3	3:F:607:HOH:O	2.16	0.46
1:G:60:THR:HG23	3:G:854:HOH:O	2.15	0.46
1:H:13:ILE:HG13	1:H:13:ILE:O	2.16	0.46

Continued on next page...

Continued from previous page...

Atom-1	Atom-2	Interatomic distance (Å)	Clash overlap (Å)
1:D:196:SER:O	1:D:200:MSE:HG2	2.15	0.46
1:F:110:ARG:HD2	1:F:110:ARG:C	2.36	0.46
1:L:52:MSE:HE3	1:L:61:THR:O	2.16	0.46
1:A:146:ARG:CZ	1:A:167:ARG:HE	2.29	0.46
1:B:256:ALA:HB2	1:B:264:SER:OG	2.16	0.46
1:B:26:VAL:HG13	1:B:62:ILE:CG2	2.40	0.46
1:E:226:ARG:HD2	1:E:233:VAL:O	2.15	0.45
1:G:102:LEU:N	1:G:102:LEU:HD12	2.31	0.45
1:I:259:TYR:O	1:I:263:VAL:HG23	2.16	0.45
1:K:132:THR:HB	1:K:133:PRO:CD	2.46	0.45
1:L:35:MSE:HE1	1:L:276:ILE:HD13	1.99	0.45
1:B:91:LEU:HD22	1:B:95:LEU:CD1	2.46	0.45
1:E:185:GLN:HB3	1:E:194:LEU:HD21	1.99	0.45
1:E:244:LEU:HD12	1:E:245:ARG:HG2	1.98	0.45
1:F:166:GLY:O	1:L:243:ARG:HD3	2.17	0.45
1:G:97:ARG:HD3	3:G:855:HOH:O	2.16	0.45
1:J:143:LEU:HD13	1:J:146:ARG:HH21	1.81	0.45
1:K:184:TYR:CE2	1:K:193:PRO:HG3	2.51	0.45
1:E:244:LEU:CD1	1:E:245:ARG:HG2	2.46	0.45
1:E:39:HIS:CD2	1:E:40:GLY:O	2.68	0.45
1:F:276:ILE:HG13	1:F:277:ASP:OD1	2.16	0.45
1:A:191:LEU:HD22	1:A:191:LEU:N	2.32	0.45
1:A:82:ASN:ND2	3:A:660:HOH:O	2.50	0.45
1:B:52:MSE:HG2	1:B:61:THR:HB	1.98	0.45
1:J:89:ALA:HB2	1:J:119:TYR:CE1	2.52	0.45
1:J:52:MSE:HE2	1:J:61:THR:C	2.36	0.45
1:C:59:PHE:CZ	1:C:276:ILE:HD12	2.51	0.45
1:E:191:LEU:N	1:E:191:LEU:HD22	2.32	0.45
1:G:272:ILE:O	1:G:276:ILE:HG12	2.17	0.45
1:K:185:GLN:HB3	1:K:194:LEU:HD21	1.99	0.45
1:K:52:MSE:HE1	1:K:62:ILE:CA	2.46	0.45
1:L:177:ARG:O	1:L:181:GLU:HG3	2.16	0.45
1:C:36:LEU:HD23	1:C:62:ILE:HB	1.97	0.45
1:E:123:VAL:O	1:E:123:VAL:CG2	2.65	0.45
1:G:132:THR:HB	1:G:133:PRO:CD	2.47	0.45
1:H:136:GLU:H	1:H:136:GLU:CD	2.20	0.45
1:I:117:ALA:HB2	1:I:218:VAL:CG1	2.46	0.45
1:L:52:MSE:SE	1:L:63:ALA:HB2	2.67	0.45
1:A:186:PRO:HA	1:A:191:LEU:HD13	1.98	0.45
1:J:22:ILE:HD11	1:J:73:ASP:HB2	1.98	0.45
1:C:22:ILE:HD11	1:C:73:ASP:HB2	1.98	0.45

Continued on next page...

Continued from previous page...

Atom-1	Atom-2	Interatomic distance (Å)	Clash overlap (Å)
1:B:22:ILE:CG1	1:B:73:ASP:HB2	2.47	0.45
1:C:191:LEU:N	1:C:191:LEU:HD22	2.32	0.45
1:C:89:ALA:HB2	1:C:119:TYR:CD1	2.52	0.45
1:G:36:LEU:HB3	1:G:38:PHE:CE1	2.51	0.45
1:J:58:ARG:NH2	1:J:277:ASP:OD1	2.49	0.45
1:L:226:ARG:HD2	1:L:233:VAL:HG12	1.98	0.45
1:D:84:TYR:O	1:D:87:ASP:HB2	2.17	0.45
1:F:216:ARG:HB2	1:F:244:LEU:HD11	1.99	0.45
1:G:185:GLN:HB3	1:G:194:LEU:HD21	1.99	0.45
1:K:245:ARG:NH1	1:K:247:ASP:OD2	2.50	0.45
1:C:22:ILE:CG1	1:C:73:ASP:HB2	2.47	0.44
1:D:110:ARG:HB2	1:D:131:PHE:CD1	2.52	0.44
1:G:216:ARG:HD2	1:G:217:ASP:OD1	2.18	0.44
1:G:36:LEU:HD12	1:G:62:ILE:HB	1.98	0.44
1:G:45:SER:HB2	1:G:63:ALA:CB	2.45	0.44
1:G:39:HIS:CE1	1:G:66:GLN:H	2.28	0.44
1:K:261:ASN:ND2	1:K:261:ASN:N	2.64	0.44
1:L:212:VAL:N	1:L:213:PRO:CD	2.80	0.44
1:C:26:VAL:HG13	1:C:62:ILE:CG2	2.47	0.44
1:H:11:HIS:ND1	1:H:11:HIS:O	2.49	0.44
1:I:39:HIS:CE1	1:I:66:GLN:H	2.34	0.44
1:C:163:TYR:OH	1:C:167:ARG:NH1	2.51	0.44
1:E:14:SER:O	1:E:15:ARG:HB3	2.18	0.44
1:F:12:PHE:CE2	1:F:52:MSE:HE2	2.41	0.44
1:G:101:ILE:HD11	1:G:124:ARG:NH1	2.33	0.44
1:I:37:PHE:CE2	1:I:103:VAL:HG11	2.52	0.44
1:K:119:TYR:HB3	1:K:122:LEU:HD12	1.98	0.44
1:D:132:THR:HB	1:D:133:PRO:CD	2.48	0.44
1:J:153:LEU:HB2	1:J:192:ARG:NH1	2.29	0.44
1:B:144:GLU:CD	1:B:208:ARG:HH12	2.20	0.44
1:F:163:TYR:CE2	1:F:167:ARG:HD2	2.53	0.44
1:L:68:GLY:CA	1:L:74:LYS:HG2	2.47	0.44
1:D:66:GLN:HG2	3:D:425:HOH:O	2.17	0.44
1:F:35:MSE:HE3	1:F:101:ILE:HD12	1.98	0.44
1:L:28:GLU:HG3	1:L:62:ILE:HG12	1.99	0.44
1:A:59:PHE:CZ	1:A:276:ILE:HD12	2.52	0.44
1:C:110:ARG:C	1:C:110:ARG:HD2	2.38	0.44
1:D:143:LEU:HD23	1:D:143:LEU:C	2.39	0.44
1:H:101:ILE:HD11	1:H:124:ARG:CZ	2.48	0.44
1:H:99:HIS:HD2	3:H:896:HOH:O	1.99	0.44
1:J:196:SER:O	1:J:200:MSE:HG2	2.18	0.44

Continued on next page...

Continued from previous page...

Atom-1	Atom-2	Interatomic distance (Å)	Clash overlap (Å)
1:L:54:ARG:HH11	1:L:54:ARG:HG2	1.83	0.44
1:D:136:GLU:H	1:D:136:GLU:CD	2.15	0.44
1:L:35:MSE:SE	1:L:55:LEU:HD13	2.67	0.44
1:A:106:SER:HA	1:A:131:PHE:HB2	1.99	0.43
1:F:138:GLU:H	1:F:138:GLU:CD	2.20	0.43
1:H:261:ASN:H	1:H:261:ASN:ND2	2.16	0.43
1:L:22:ILE:HG12	1:L:23:THR:N	2.33	0.43
1:B:167:ARG:HG3	3:B:700:HOH:O	2.16	0.43
1:G:22:ILE:CG1	1:G:73:ASP:HB2	2.48	0.43
1:I:39:HIS:HE1	1:I:66:GLN:H	1.66	0.43
1:D:146:ARG:HD3	3:D:756:HOH:O	2.19	0.43
1:D:186:PRO:HA	1:D:191:LEU:HD13	2.00	0.43
1:D:23:THR:HG23	3:D:747:HOH:O	2.16	0.43
1:I:156:ASP:OD2	1:I:158:LYS:HG2	2.18	0.43
1:J:26:VAL:HG13	1:J:62:ILE:CG2	2.46	0.43
1:K:14:SER:HA	1:K:26:VAL:O	2.18	0.43
1:L:158:LYS:HD2	1:L:158:LYS:H	1.83	0.43
1:B:106:SER:HB3	1:B:107:LEU:H	1.63	0.43
1:D:144:GLU:CD	1:D:208:ARG:HH12	2.22	0.43
1:G:192:ARG:HG3	1:G:193:PRO:CD	2.48	0.43
1:J:200:MSE:N	1:J:200:MSE:HE2	2.33	0.43
1:A:226:ARG:HG2	1:A:227:GLY:N	2.33	0.43
1:B:177:ARG:O	1:B:181:GLU:HG3	2.19	0.43
1:B:153:LEU:HB2	1:B:192:ARG:NH1	2.33	0.43
1:C:167:ARG:HH11	1:C:167:ARG:HG2	1.83	0.43
1:C:35:MSE:HE1	1:C:276:ILE:CD1	2.48	0.43
1:E:22:ILE:HG12	1:E:23:THR:H	1.84	0.43
1:G:52:MSE:HE3	1:G:61:THR:CB	2.48	0.43
1:H:26:VAL:CG1	1:H:62:ILE:CG2	2.93	0.43
1:I:121:ASP:HB2	3:I:947:HOH:O	2.18	0.43
1:K:140:LEU:HD13	1:K:208:ARG:HG2	1.99	0.43
1:K:45:SER:HB2	1:K:63:ALA:CB	2.49	0.43
1:L:66:GLN:NE2	1:L:111:ASN:ND2	2.57	0.43
1:A:171:ILE:HA	1:A:172:PRO:HD3	1.86	0.43
1:A:22:ILE:CG1	1:A:23:THR:N	2.81	0.43
1:B:187:VAL:CG2	1:B:188:ASP:H	2.19	0.43
1:F:37:PHE:HA	1:F:103:VAL:O	2.19	0.43
1:J:22:ILE:CG1	1:J:23:THR:N	2.82	0.43
1:L:138:GLU:H	1:L:138:GLU:CD	2.22	0.43
1:A:200:MSE:N	1:A:200:MSE:HE2	2.34	0.43
1:B:226:ARG:HG2	1:B:227:GLY:O	2.18	0.43

Continued on next page...

Continued from previous page...

Atom-1	Atom-2	Interatomic distance (Å)	Clash overlap (Å)
1:F:52:MSE:SE	1:F:63:ALA:HB2	2.69	0.43
1:G:184:TYR:N	1:G:184:TYR:CD1	2.87	0.43
1:G:256:ALA:HB2	1:G:264:SER:OG	2.18	0.43
1:J:191:LEU:HD22	1:J:191:LEU:N	2.34	0.43
1:A:91:LEU:HD11	1:A:95:LEU:HD11	2.01	0.43
1:B:22:ILE:CG1	1:B:23:THR:N	2.82	0.43
1:E:136:GLU:OE1	1:E:234:SER:HB3	2.19	0.43
1:F:278:ALA:HB3	1:G:275:PHE:O	2.19	0.43
1:D:81:ALA:HA	1:D:110:ARG:NH1	2.34	0.43
1:D:21:ARG:NH2	1:D:86:ASP:HB2	2.34	0.43
1:F:146:ARG:HD2	3:F:834:HOH:O	2.18	0.43
1:D:41:ILE:HG22	2:D:279:CL:CL	2.56	0.42
1:E:52:MSE:SE	1:E:63:ALA:HB2	2.69	0.42
1:B:22:ILE:HD11	1:B:73:ASP:HB2	2.01	0.42
1:C:212:VAL:N	1:C:213:PRO:CD	2.81	0.42
1:D:168:TYR:HB3	1:D:171:ILE:HD12	2.01	0.42
1:G:22:ILE:CG1	1:G:23:THR:N	2.82	0.42
1:I:77:THR:HG22	3:I:1329:HOH:O	2.19	0.42
1:J:147:VAL:HG23	1:J:148:ASN:N	2.34	0.42
1:C:67:ARG:O	1:C:69:HIS:HD2	2.02	0.42
1:F:89:ALA:HB1	1:F:93:ARG:NH1	2.29	0.42
1:G:12:PHE:HE2	1:G:52:MSE:HE2	1.85	0.42
1:I:106:SER:O	1:I:107:LEU:C	2.56	0.42
1:J:151:SER:HA	1:J:193:PRO:HG2	2.00	0.42
1:C:140:LEU:HD13	1:C:208:ARG:HG2	2.01	0.42
1:I:232:LEU:HD13	1:I:232:LEU:C	2.40	0.42
1:A:196:SER:O	1:A:200:MSE:HG2	2.20	0.42
1:C:152:GLN:NE2	1:C:163:TYR:CZ	2.88	0.42
1:D:101:ILE:HD11	1:D:124:ARG:CZ	2.49	0.42
1:D:21:ARG:O	1:D:22:ILE:HB	2.19	0.42
1:F:253:VAL:HA	1:F:254:PRO:HD3	1.91	0.42
1:J:141:ASP:OD1	1:J:208:ARG:NH2	2.52	0.42
1:L:54:ARG:NH1	1:L:54:ARG:HG2	2.35	0.42
1:A:146:ARG:NH2	1:A:167:ARG:CG	2.78	0.42
1:E:106:SER:O	1:E:107:LEU:C	2.58	0.42
1:F:34:LEU:CD2	1:F:100:ALA:HB2	2.48	0.42
1:H:212:VAL:HB	1:H:213:PRO:HD3	2.01	0.42
1:I:147:VAL:HG23	1:I:148:ASN:N	2.34	0.42
1:I:153:LEU:CB	1:I:192:ARG:NH1	2.74	0.42
1:L:54:ARG:NH1	1:L:269:LEU:HD22	2.35	0.42
1:A:177:ARG:HD2	1:A:181:GLU:OE2	2.19	0.42

Continued on next page...

Continued from previous page...

Atom-1	Atom-2	Interatomic distance (Å)	Clash overlap (Å)
1:B:210:ASP:OD2	1:B:213:PRO:HD3	2.19	0.42
1:E:253:VAL:HA	1:E:254:PRO:HD3	1.79	0.42
1:G:185:GLN:O	1:G:185:GLN:HG3	2.19	0.42
1:E:141:ASP:OD1	1:J:205:ARG:HD3	2.20	0.42
1:A:132:THR:HB	1:A:133:PRO:CD	2.50	0.42
1:A:171:ILE:HG22	1:A:175:ALA:HB3	2.02	0.42
1:B:102:LEU:HD12	1:B:102:LEU:N	2.34	0.42
1:B:275:PHE:O	1:C:278:ALA:HB3	2.20	0.42
1:B:35:MSE:HE3	1:B:59:PHE:CD2	2.55	0.42
1:B:52:MSE:SE	1:B:63:ALA:HB2	2.70	0.42
1:J:253:VAL:HA	1:J:254:PRO:HD3	1.81	0.42
1:J:82:ASN:HD21	1:J:118:LYS:HZ2	1.65	0.42
1:J:91:LEU:HD13	1:J:91:LEU:C	2.41	0.42
1:K:171:ILE:HA	1:K:172:PRO:HD3	1.85	0.42
1:A:143:LEU:HD23	1:A:143:LEU:C	2.39	0.42
1:A:184:TYR:CD1	1:A:184:TYR:N	2.87	0.42
1:D:126:VAL:HB	1:D:222:VAL:HG22	2.02	0.42
1:D:18:ASP:CA	1:D:23:THR:HG22	2.47	0.42
1:E:116:ALA:HB1	1:E:123:VAL:HG21	2.02	0.42
1:F:126:VAL:HB	1:F:222:VAL:HG22	2.02	0.42
1:J:212:VAL:N	1:J:213:PRO:CD	2.83	0.42
1:J:36:LEU:HD23	1:J:62:ILE:HB	2.02	0.42
1:B:22:ILE:HG12	1:B:23:THR:H	1.85	0.42
1:C:143:LEU:O	1:C:147:VAL:HG23	2.20	0.42
1:E:14:SER:HA	1:E:26:VAL:O	2.20	0.42
3:A:293:HOH:O	1:F:152:GLN:CB	2.62	0.42
1:G:52:MSE:HE3	1:G:61:THR:O	2.19	0.42
1:D:26:VAL:HG13	1:D:62:ILE:CG2	2.49	0.41
1:H:26:VAL:CG1	1:H:27:ARG:N	2.83	0.41
1:I:186:PRO:HA	1:I:191:LEU:HD12	2.01	0.41
1:B:13:ILE:N	1:B:13:ILE:HD12	2.34	0.41
1:D:153:LEU:HB2	1:D:192:ARG:NH1	2.35	0.41
1:L:35:MSE:HE1	1:L:276:ILE:CD1	2.49	0.41
1:C:171:ILE:HA	1:C:172:PRO:HD3	1.96	0.41
1:D:212:VAL:N	1:D:213:PRO:CD	2.83	0.41
1:D:24:LEU:HD23	1:D:72:SER:HB3	2.01	0.41
1:E:135:ILE:HG23	1:E:232:LEU:O	2.20	0.41
1:E:91:LEU:C	1:E:91:LEU:HD13	2.41	0.41
1:I:19:ILE:HG13	1:I:19:ILE:O	2.21	0.41
1:K:187:VAL:CG2	1:K:188:ASP:N	2.83	0.41
1:D:22:ILE:CG1	1:D:73:ASP:HB2	2.49	0.41

Continued on next page...

Continued from previous page...

Atom-1	Atom-2	Interatomic distance (Å)	Clash overlap (Å)
1:E:28:GLU:HG2	1:E:29:LYS:N	2.36	0.41
1:F:211:LEU:HG	1:F:211:LEU:O	2.21	0.41
1:L:239:ALA:O	1:L:243:ARG:HG3	2.21	0.41
1:B:142:ALA:O	1:B:146:ARG:HB2	2.21	0.41
1:C:35:MSE:HE1	1:C:276:ILE:HD13	2.02	0.41
1:C:52:MSE:SE	1:C:63:ALA:HB2	2.70	0.41
1:E:22:ILE:CG1	1:E:23:THR:N	2.83	0.41
1:G:192:ARG:HG3	1:G:193:PRO:HD2	2.02	0.41
1:I:126:VAL:HB	1:I:222:VAL:HG22	2.03	0.41
1:K:272:ILE:O	1:K:276:ILE:HG12	2.19	0.41
1:A:22:ILE:CG1	1:A:73:ASP:HB2	2.51	0.41
1:B:187:VAL:CG2	1:B:188:ASP:N	2.77	0.41
1:C:184:TYR:CD1	1:C:184:TYR:N	2.88	0.41
1:D:152:GLN:O	1:D:193:PRO:HD3	2.20	0.41
1:D:91:LEU:HD22	1:D:95:LEU:CG	2.50	0.41
1:B:244:LEU:HD13	1:B:244:LEU:C	2.41	0.41
1:C:37:PHE:HA	1:C:103:VAL:O	2.20	0.41
1:G:196:SER:O	1:G:200:MSE:HG2	2.20	0.41
1:I:146:ARG:NE	3:I:1349:HOH:O	2.51	0.41
1:J:226:ARG:HG2	1:J:227:GLY:N	2.36	0.41
1:K:259:TYR:O	1:K:263:VAL:HG23	2.21	0.41
1:L:12:PHE:HE2	1:L:52:MSE:HE2	1.86	0.41
1:D:16:ARG:CB	1:D:16:ARG:HH11	2.34	0.41
1:H:118:LYS:HE2	1:H:119:TYR:OH	2.21	0.41
1:J:157:ILE:HG23	1:J:158:LYS:N	2.36	0.41
1:J:151:SER:HB2	1:J:197:SER:HB3	2.03	0.41
1:K:41:ILE:HD13	1:K:147:VAL:HG21	2.03	0.41
1:L:49:GLU:HB2	1:L:50:PRO:HD3	2.02	0.41
1:B:143:LEU:HD23	1:B:143:LEU:C	2.41	0.41
1:B:156:ASP:OD2	1:B:158:LYS:HB2	2.21	0.41
1:D:41:ILE:HG12	1:D:42:THR:HG23	2.03	0.41
1:C:110:ARG:NH1	1:C:111:ASN:OD1	2.53	0.41
1:D:68:GLY:CA	1:D:74:LYS:HG2	2.50	0.41
1:G:67:ARG:O	1:G:69:HIS:HD2	2.03	0.41
1:J:22:ILE:HG12	1:J:23:THR:H	1.85	0.41
1:L:132:THR:HB	1:L:133:PRO:CD	2.51	0.41
1:B:12:PHE:HE2	1:B:52:MSE:HE2	1.85	0.41
1:C:177:ARG:O	1:C:181:GLU:HG3	2.20	0.41
1:C:66:GLN:HG2	3:C:289:HOH:O	2.20	0.41
1:F:141:ASP:OD1	1:F:208:ARG:NH2	2.44	0.41
1:G:102:LEU:CD1	1:G:102:LEU:N	2.83	0.41

Continued on next page...

Continued from previous page...

Atom-1	Atom-2	Interatomic distance (Å)	Clash overlap (Å)
1:B:143:LEU:HG	1:B:146:ARG:HH21	1.86	0.40
1:K:52:MSE:HE2	1:K:61:THR:C	2.40	0.40
1:L:156:ASP:OD2	1:L:158:LYS:HB2	2.20	0.40
1:B:152:GLN:O	1:B:192:ARG:HG3	2.21	0.40
1:B:41:ILE:C	1:B:42:THR:HG23	2.42	0.40
1:F:66:GLN:OE1	1:F:111:ASN:ND2	2.52	0.40
1:K:106:SER:HB3	1:K:258:HIS:HE1	1.82	0.40
1:J:138:GLU:HG2	1:L:192:ARG:NE	2.35	0.40
1:B:253:VAL:HA	1:B:254:PRO:HD3	1.88	0.40
1:D:21:ARG:H	1:D:21:ARG:HG2	1.68	0.40
1:I:47:VAL:HG12	1:I:47:VAL:O	2.21	0.40
1:J:135:ILE:HA	3:J:975:HOH:O	2.20	0.40
1:K:136:GLU:HG3	3:K:1387:HOH:O	2.22	0.40
1:K:49:GLU:HB2	1:K:50:PRO:HD3	2.04	0.40
1:A:148:ASN:HD22	1:A:148:ASN:HA	1.76	0.40
1:A:261:ASN:ND2	3:A:291:HOH:O	2.54	0.40
1:C:22:ILE:HG12	1:C:23:THR:H	1.87	0.40
1:D:171:ILE:HA	1:D:172:PRO:HD3	1.97	0.40
1:F:110:ARG:NH1	1:F:111:ASN:OD1	2.55	0.40
1:F:45:SER:HB2	1:F:63:ALA:CB	2.52	0.40
1:H:26:VAL:HG11	1:H:62:ILE:CG2	2.51	0.40
1:J:140:LEU:HD13	1:J:208:ARG:HG2	2.03	0.40
1:K:253:VAL:HA	1:K:254:PRO:HD3	1.93	0.40
1:K:74:LYS:HE2	1:K:194:LEU:O	2.21	0.40

There are no symmetry-related clashes.

5.3 Torsion angles [i](#)

5.3.1 Protein backbone [i](#)

In the following table, the Percentiles column shows the percent Ramachandran outliers of the chain as a percentile score with respect to all X-ray entries followed by that with respect to entries of similar resolution.

The Analysed column shows the number of residues for which the backbone conformation was analysed, and the total number of residues.

Mol	Chain	Analysed	Favoured	Allowed	Outliers	Percentiles
1	A	266/314 (85%)	249 (94%)	16 (6%)	1 (0%)	34 37

Continued on next page...

Continued from previous page...

Mol	Chain	Analysed	Favoured	Allowed	Outliers	Percentiles	
1	B	266/314 (85%)	255 (96%)	11 (4%)	0	100	100
1	C	266/314 (85%)	253 (95%)	12 (4%)	1 (0%)	34	37
1	D	266/314 (85%)	252 (95%)	13 (5%)	1 (0%)	34	37
1	E	266/314 (85%)	244 (92%)	18 (7%)	4 (2%)	10	6
1	F	266/314 (85%)	255 (96%)	11 (4%)	0	100	100
1	G	266/314 (85%)	252 (95%)	14 (5%)	0	100	100
1	H	266/314 (85%)	250 (94%)	16 (6%)	0	100	100
1	I	266/314 (85%)	256 (96%)	10 (4%)	0	100	100
1	J	266/314 (85%)	247 (93%)	19 (7%)	0	100	100
1	K	266/314 (85%)	251 (94%)	12 (4%)	3 (1%)	14	10
1	L	266/314 (85%)	257 (97%)	9 (3%)	0	100	100
All	All	3192/3768 (85%)	3021 (95%)	161 (5%)	10 (0%)	41	46

All (10) Ramachandran outliers are listed below:

Mol	Chain	Res	Type
1	E	155	GLU
1	E	188	ASP
1	K	22	ILE
1	K	151	SER
1	K	188	ASP
1	D	22	ILE
1	E	15	ARG
1	C	22	ILE
1	A	22	ILE
1	E	22	ILE

5.3.2 Protein sidechains [i](#)

In the following table, the Percentiles column shows the percent sidechain outliers of the chain as a percentile score with respect to all X-ray entries followed by that with respect to entries of similar resolution.

The Analysed column shows the number of residues for which the sidechain conformation was analysed, and the total number of residues.

Mol	Chain	Analysed	Rotameric	Outliers	Percentiles	
1	A	214/243 (88%)	205 (96%)	9 (4%)	30	34

Continued on next page...

Continued from previous page...

Mol	Chain	Analysed	Rotameric	Outliers	Percentiles	
1	B	214/243 (88%)	207 (97%)	7 (3%)	38	46
1	C	214/243 (88%)	207 (97%)	7 (3%)	38	46
1	D	214/243 (88%)	202 (94%)	12 (6%)	21	21
1	E	214/243 (88%)	205 (96%)	9 (4%)	30	34
1	F	214/243 (88%)	206 (96%)	8 (4%)	34	40
1	G	214/243 (88%)	206 (96%)	8 (4%)	34	40
1	H	214/243 (88%)	205 (96%)	9 (4%)	30	34
1	I	214/243 (88%)	205 (96%)	9 (4%)	30	34
1	J	214/243 (88%)	207 (97%)	7 (3%)	38	46
1	K	214/243 (88%)	205 (96%)	9 (4%)	30	34
1	L	214/243 (88%)	203 (95%)	11 (5%)	24	25
All	All	2568/2916 (88%)	2463 (96%)	105 (4%)	30	36

All (105) residues with a non-rotameric sidechain are listed below:

Mol	Chain	Res	Type
1	A	57	ASP
1	A	99	HIS
1	A	110	ARG
1	A	123	VAL
1	A	130	ASP
1	A	136	GLU
1	A	187	VAL
1	A	232	LEU
1	A	261	ASN
1	B	91	LEU
1	B	99	HIS
1	B	106	SER
1	B	110	ARG
1	B	130	ASP
1	B	174	ASP
1	B	261	ASN
1	C	99	HIS
1	C	110	ARG
1	C	130	ASP
1	C	174	ASP
1	C	218	VAL
1	C	232	LEU

Continued on next page...

Continued from previous page...

Mol	Chain	Res	Type
1	C	261	ASN
1	D	13	ILE
1	D	21	ARG
1	D	53	ILE
1	D	56	SER
1	D	82	ASN
1	D	91	LEU
1	D	99	HIS
1	D	110	ARG
1	D	130	ASP
1	D	152	GLN
1	D	192	ARG
1	D	261	ASN
1	E	11	HIS
1	E	54	ARG
1	E	57	ASP
1	E	99	HIS
1	E	110	ARG
1	E	130	ASP
1	E	136	GLU
1	E	174	ASP
1	E	261	ASN
1	F	11	HIS
1	F	47	VAL
1	F	99	HIS
1	F	103	VAL
1	F	110	ARG
1	F	130	ASP
1	F	174	ASP
1	F	261	ASN
1	G	23	THR
1	G	36	LEU
1	G	99	HIS
1	G	110	ARG
1	G	123	VAL
1	G	130	ASP
1	G	174	ASP
1	G	244	LEU
1	H	91	LEU
1	H	99	HIS
1	H	110	ARG
1	H	130	ASP

Continued on next page...

Continued from previous page...

Mol	Chain	Res	Type
1	H	136	GLU
1	H	174	ASP
1	H	191	LEU
1	H	228	GLU
1	H	261	ASN
1	I	91	LEU
1	I	99	HIS
1	I	106	SER
1	I	123	VAL
1	I	130	ASP
1	I	136	GLU
1	I	155	GLU
1	I	174	ASP
1	I	191	LEU
1	J	82	ASN
1	J	99	HIS
1	J	130	ASP
1	J	188	ASP
1	J	218	VAL
1	J	232	LEU
1	J	261	ASN
1	K	57	ASP
1	K	99	HIS
1	K	110	ARG
1	K	130	ASP
1	K	136	GLU
1	K	174	ASP
1	K	192	ARG
1	K	245	ARG
1	K	261	ASN
1	L	54	ARG
1	L	91	LEU
1	L	99	HIS
1	L	103	VAL
1	L	110	ARG
1	L	123	VAL
1	L	130	ASP
1	L	158	LYS
1	L	188	ASP
1	L	191	LEU
1	L	261	ASN

Some sidechains can be flipped to improve hydrogen bonding and reduce clashes. All (52) such

sidechains are listed below:

Mol	Chain	Res	Type
1	A	82	ASN
1	A	148	ASN
1	A	261	ASN
1	B	66	GLN
1	B	69	HIS
1	B	82	ASN
1	B	261	ASN
1	C	39	HIS
1	C	69	HIS
1	C	152	GLN
1	C	261	ASN
1	D	39	HIS
1	D	66	GLN
1	D	69	HIS
1	D	82	ASN
1	D	152	GLN
1	D	261	ASN
1	E	11	HIS
1	E	39	HIS
1	E	82	ASN
1	E	261	ASN
1	F	39	HIS
1	F	69	HIS
1	F	82	ASN
1	F	99	HIS
1	F	261	ASN
1	G	39	HIS
1	G	69	HIS
1	G	82	ASN
1	H	39	HIS
1	H	69	HIS
1	H	82	ASN
1	H	261	ASN
1	I	39	HIS
1	I	69	HIS
1	I	82	ASN
1	I	261	ASN
1	J	39	HIS
1	J	69	HIS
1	J	82	ASN
1	J	152	GLN
1	J	261	ASN

Continued on next page...

Continued from previous page...

Mol	Chain	Res	Type
1	K	39	HIS
1	K	69	HIS
1	K	82	ASN
1	K	152	GLN
1	K	261	ASN
1	L	39	HIS
1	L	66	GLN
1	L	69	HIS
1	L	82	ASN
1	L	261	ASN

5.3.3 RNA [i](#)

There are no RNA molecules in this entry.

5.4 Non-standard residues in protein, DNA, RNA chains [i](#)

There are no non-standard protein/DNA/RNA residues in this entry.

5.5 Carbohydrates [i](#)

There are no carbohydrates in this entry.

5.6 Ligand geometry [i](#)

Of 12 ligands modelled in this entry, 12 are monoatomic - leaving 0 for Mogul analysis.

There are no bond length outliers.

There are no bond angle outliers.

There are no chirality outliers.

There are no torsion outliers.

There are no ring outliers.

No monomer is involved in short contacts.

5.7 Other polymers [i](#)

There are no such residues in this entry.

5.8 Polymer linkage issues

There are no chain breaks in this entry.

6 Fit of model and data [i](#)

6.1 Protein, DNA and RNA chains [i](#)

In the following table, the column labelled '#RSRZ > 2' contains the number (and percentage) of RSRZ outliers, followed by percent RSRZ outliers for the chain as percentile scores relative to all X-ray entries and entries of similar resolution. The OWAB column contains the minimum, median, 95th percentile and maximum values of the occupancy-weighted average B-factor per residue. The column labelled 'Q < 0.9' lists the number of (and percentage) of residues with an average occupancy less than 0.9.

Mol	Chain	Analysed	<RSRZ>	#RSRZ > 2	OWAB(Å ²)	Q < 0.9
1	A	265/314 (84%)	-0.29	1 (0%) 92 93	17, 28, 43, 61	0
1	B	265/314 (84%)	-0.35	1 (0%) 92 93	24, 34, 48, 61	0
1	C	265/314 (84%)	-0.41	0 100 100	21, 30, 44, 65	0
1	D	265/314 (84%)	-0.42	1 (0%) 92 93	20, 32, 48, 67	0
1	E	265/314 (84%)	-0.29	2 (0%) 86 87	23, 36, 56, 70	0
1	F	265/314 (84%)	-0.24	1 (0%) 92 93	24, 37, 51, 72	0
1	G	265/314 (84%)	-0.21	2 (0%) 86 87	21, 35, 52, 66	0
1	H	265/314 (84%)	-0.45	2 (0%) 86 87	19, 30, 45, 65	0
1	I	265/314 (84%)	-0.52	1 (0%) 92 93	18, 27, 40, 65	0
1	J	265/314 (84%)	-0.24	0 100 100	20, 30, 48, 64	0
1	K	265/314 (84%)	-0.30	1 (0%) 92 93	21, 32, 47, 67	0
1	L	265/314 (84%)	-0.47	3 (1%) 80 82	18, 29, 44, 66	0
All	All	3180/3768 (84%)	-0.35	15 (0%) 91 91	17, 32, 48, 72	0

All (15) RSRZ outliers are listed below:

Mol	Chain	Res	Type	RSRZ
1	L	11	HIS	4.6
1	F	31	SER	3.2
1	E	151	SER	3.2
1	I	11	HIS	3.0
1	G	11	HIS	3.0
1	E	11	HIS	2.9
1	H	11	HIS	2.8
1	B	11	HIS	2.4
1	L	57	ASP	2.4
1	G	243	ARG	2.3
1	K	151	SER	2.3

Continued on next page...

Continued from previous page...

Mol	Chain	Res	Type	RSRZ
1	D	188	ASP	2.2
1	L	31	SER	2.1
1	A	158	LYS	2.0
1	H	31	SER	2.0

6.2 Non-standard residues in protein, DNA, RNA chains [i](#)

There are no non-standard protein/DNA/RNA residues in this entry.

6.3 Carbohydrates [i](#)

There are no carbohydrates in this entry.

6.4 Ligands [i](#)

In the following table, the Atoms column lists the number of modelled atoms in the group and the number defined in the chemical component dictionary. The B-factors column lists the minimum, median, 95th percentile and maximum values of B factors of atoms in the group. The column labelled 'Q< 0.9' lists the number of atoms with occupancy less than 0.9.

Mol	Type	Chain	Res	Atoms	RSCC	RSR	B-factors(Å ²)	Q<0.9
2	CL	F	279	1/1	0.97	0.05	32,32,32,32	0
2	CL	E	279	1/1	0.98	0.09	33,33,33,33	0
2	CL	C	279	1/1	0.99	0.07	26,26,26,26	0
2	CL	D	279	1/1	0.99	0.06	35,35,35,35	0
2	CL	H	279	1/1	0.99	0.05	29,29,29,29	0
2	CL	B	279	1/1	0.99	0.04	33,33,33,33	0
2	CL	G	279	1/1	0.99	0.11	31,31,31,31	0
2	CL	I	279	1/1	0.99	0.04	23,23,23,23	0
2	CL	J	279	1/1	0.99	0.11	25,25,25,25	0
2	CL	K	279	1/1	0.99	0.09	27,27,27,27	0
2	CL	A	279	1/1	1.00	0.10	25,25,25,25	0
2	CL	L	279	1/1	1.00	0.06	22,22,22,22	0

6.5 Other polymers [i](#)

There are no such residues in this entry.