



Full wwPDB X-ray Structure Validation Report ⓘ

Oct 22, 2023 – 06:33 AM EDT

PDB ID : 3H45
Title : Glycerol Kinase H232E with Ethylene Glycol
Authors : Yeh, J.I.; Kettering, R.D.
Deposited on : 2009-04-17
Resolution : 2.65 Å(reported)

This is a Full wwPDB X-ray Structure Validation Report for a publicly released PDB entry.

We welcome your comments at validation@mail.wwpdb.org

A user guide is available at

<https://www.wwpdb.org/validation/2017/XrayValidationReportHelp>

with specific help available everywhere you see the ⓘ symbol.

The types of validation reports are described at

<http://www.wwpdb.org/validation/2017/FAQs#types>.

The following versions of software and data (see [references ⓘ](#)) were used in the production of this report:

MolProbity : 4.02b-467
Mogul : 1.8.5 (274361), CSD as541be (2020)
Xtrriage (Phenix) : 1.13
EDS : 2.36
Percentile statistics : 20191225.v01 (using entries in the PDB archive December 25th 2019)
Refmac : 5.8.0158
CCP4 : 7.0.044 (Gargrove)
Ideal geometry (proteins) : Engh & Huber (2001)
Ideal geometry (DNA, RNA) : Parkinson et al. (1996)
Validation Pipeline (wwPDB-VP) : 2.36

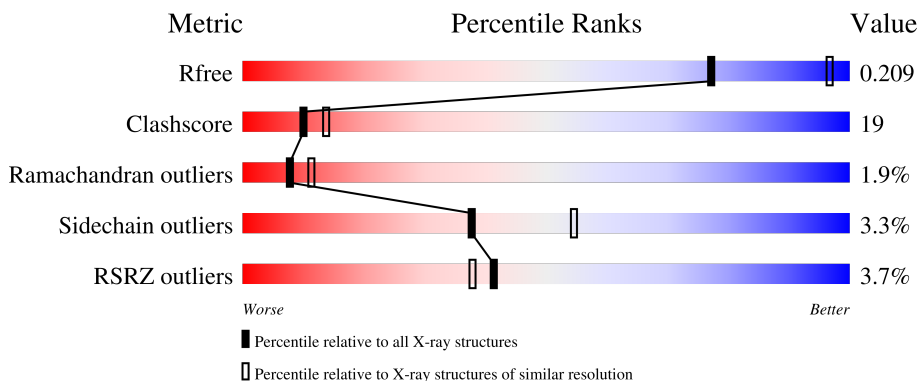
1 Overall quality at a glance i

The following experimental techniques were used to determine the structure:

X-RAY DIFFRACTION

The reported resolution of this entry is 2.65 Å.

Percentile scores (ranging between 0-100) for global validation metrics of the entry are shown in the following graphic. The table shows the number of entries on which the scores are based.



Metric	Whole archive (#Entries)	Similar resolution (#Entries, resolution range(Å))
R_{free}	130704	1332 (2.68-2.64)
Clashscore	141614	1374 (2.68-2.64)
Ramachandran outliers	138981	1349 (2.68-2.64)
Sidechain outliers	138945	1349 (2.68-2.64)
RSRZ outliers	127900	1318 (2.68-2.64)

The table below summarises the geometric issues observed across the polymeric chains and their fit to the electron density. The red, orange, yellow and green segments of the lower bar indicate the fraction of residues that contain outliers for ≥ 3 , 2, 1 and 0 types of geometric quality criteria respectively. A grey segment represents the fraction of residues that are not modelled. The numeric value for each fraction is indicated below the corresponding segment, with a dot representing fractions $\leq 5\%$. The upper red bar (where present) indicates the fraction of residues that have poor fit to the electron density. The numeric value is given above the bar.

Mol	Chain	Length	Quality of chain
1	C	506	 3% 66% 31% ..
1	D	506	 5% 65% 29% ..
1	O	506	 4% 74% 23% ..
1	X	506	 3% 68% 28% ..

2 Entry composition

There are 4 unique types of molecules in this entry. The entry contains 15832 atoms, of which 0 are hydrogens and 0 are deuteriums.

In the tables below, the ZeroOcc column contains the number of atoms modelled with zero occupancy, the AltConf column contains the number of residues with at least one atom in alternate conformation and the Trace column contains the number of residues modelled with at most 2 atoms.

- Molecule 1 is a protein called Glycerol kinase.

Mol	Chain	Residues	Atoms					ZeroOcc	AltConf	Trace
			Total	C	N	O	S			
1	X	499	3862	2447	642	759	14	0	0	0
1	O	500	3875	2455	644	762	14	0	0	0
1	C	500	3875	2455	644	762	14	0	0	0
1	D	499	3870	2453	644	759	14	0	0	0

There are 4 discrepancies between the modelled and reference sequences:

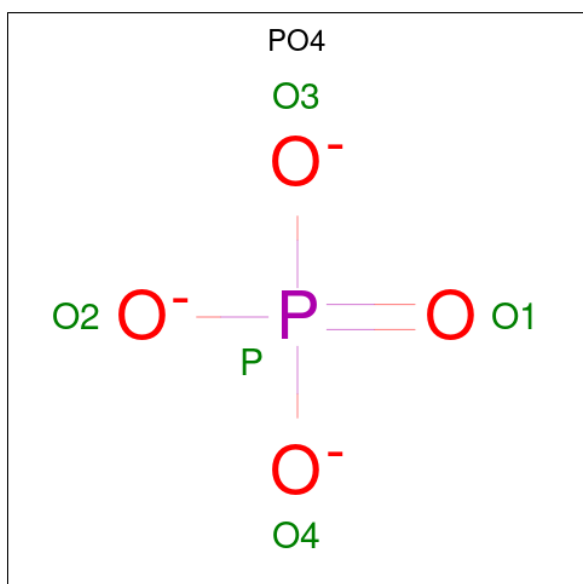
Chain	Residue	Modelled	Actual	Comment	Reference
X	232	GLU	HIS	engineered mutation	UNP O34153
O	232	GLU	HIS	engineered mutation	UNP O34153
C	232	GLU	HIS	engineered mutation	UNP O34153
D	232	GLU	HIS	engineered mutation	UNP O34153

- Molecule 2 is 1,2-ETHANEDIOL (three-letter code: EDO) (formula: C₂H₆O₂).



Mol	Chain	Residues	Atoms	ZeroOcc	AltConf
2	X	1	Total C O 4 2 2	0	0
2	X	1	Total C O 4 2 2	0	0
2	O	1	Total C O 4 2 2	0	0
2	C	1	Total C O 4 2 2	0	0
2	D	1	Total C O 4 2 2	0	0

- Molecule 3 is PHOSPHATE ION (three-letter code: PO4) (formula: O₄P).

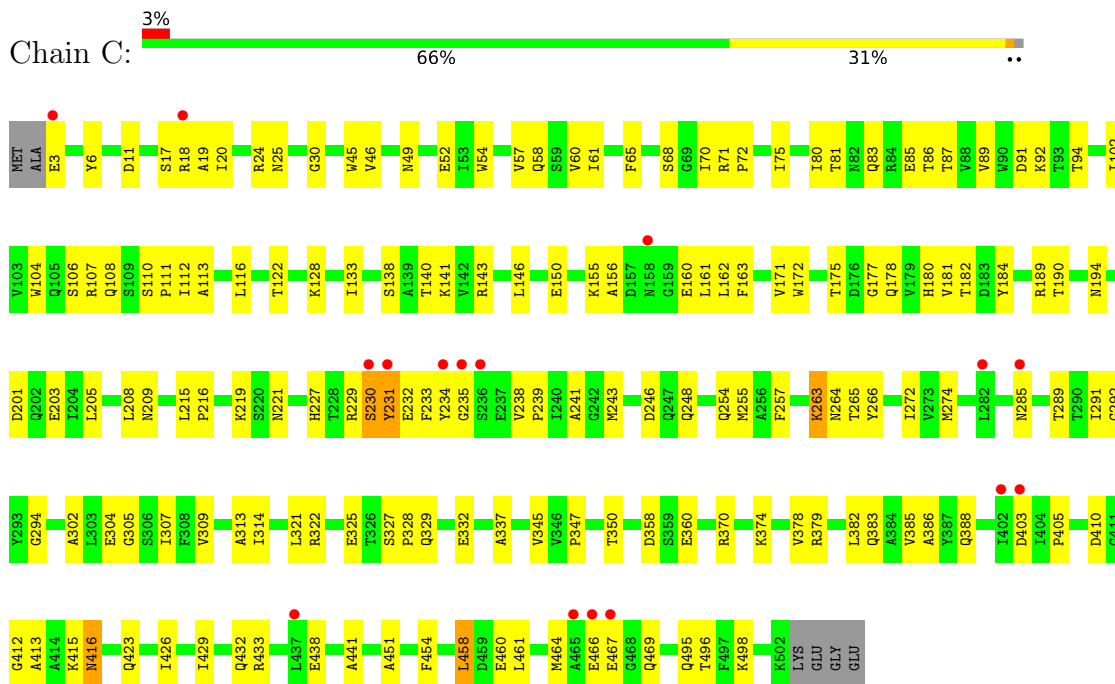


Mol	Chain	Residues	Atoms			ZeroOcc	AltConf
3	X	1	Total	O	P	0	0
			5	4	1		
3	X	1	Total	O	P	0	0
			5	4	1		
3	X	1	Total	O	P	0	0
			5	4	1		
3	O	1	Total	O	P	0	0
			5	4	1		
3	C	1	Total	O	P	0	0
			5	4	1		
3	D	1	Total	O	P	0	0
			5	4	1		

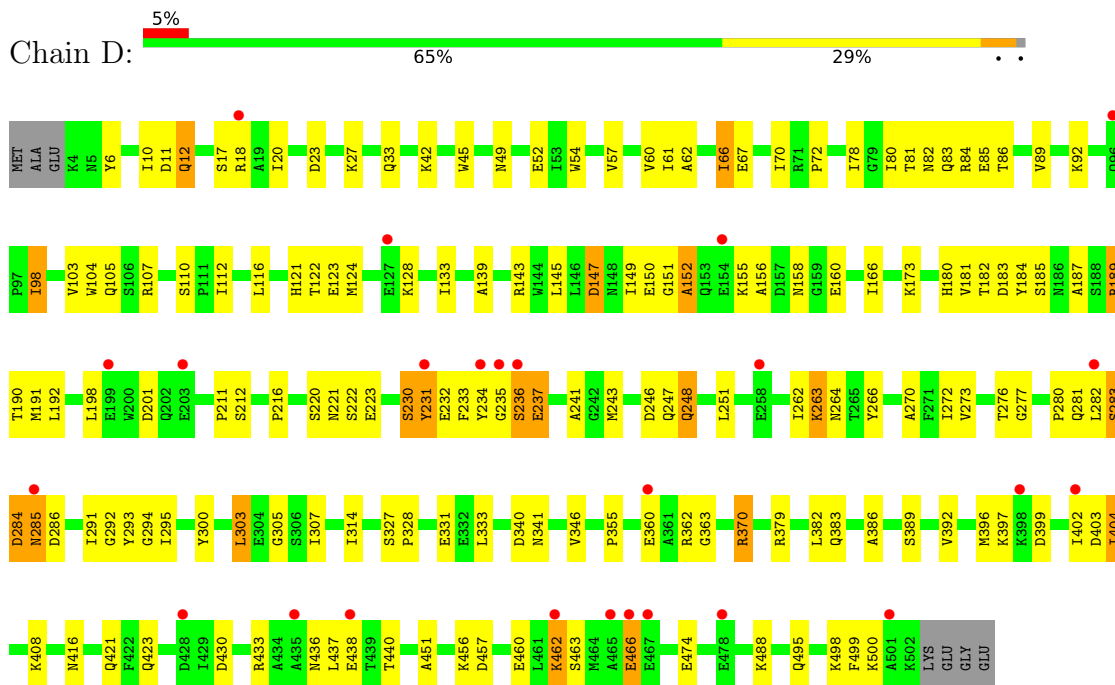
- Molecule 4 is water.

Mol	Chain	Residues	Atoms		ZeroOcc	AltConf
4	X	108	Total	O	0	0
			108	108		
4	O	76	Total	O	0	0
			76	76		
4	C	72	Total	O	0	0
			72	72		
4	D	44	Total	O	0	0
			44	44		

- Molecule 1: Glycerol kinase



- Molecule 1: Glycerol kinase



4 Data and refinement statistics

Property	Value	Source
Space group	P 1 21 1	Depositor
Cell constants a, b, c, α , β , γ	98.61Å 105.19Å 114.31Å 90.00° 114.55° 90.00°	Depositor
Resolution (Å)	12.00 – 2.65 10.68 – 2.50	Depositor EDS
% Data completeness (in resolution range)	97.9 (12.00-2.65) 98.1 (10.68-2.50)	Depositor EDS
R_{merge}	(Not available)	Depositor
R_{sym}	0.09	Depositor
$\langle I/\sigma(I) \rangle$ ¹	2.14 (at 2.51Å)	Xtrriage
Refinement program	CNS	Depositor
R, R_{free}	0.208 , 0.251 0.195 , 0.209	Depositor DCC
R_{free} test set	3600 reflections (5.05%)	wwPDB-VP
Wilson B-factor (Å ²)	46.6	Xtrriage
Anisotropy	0.026	Xtrriage
Bulk solvent k_{sol} (e/Å ³), B_{sol} (Å ²)	0.41 , 56.7	EDS
L-test for twinning ²	$\langle L \rangle = 0.52$, $\langle L^2 \rangle = 0.36$	Xtrriage
Estimated twinning fraction	0.000 for h,-k,-h-l	Xtrriage
F_o, F_c correlation	0.94	EDS
Total number of atoms	15832	wwPDB-VP
Average B, all atoms (Å ²)	40.0	wwPDB-VP

Xtrriage's analysis on translational NCS is as follows: *The largest off-origin peak in the Patterson function is 4.20% of the height of the origin peak. No significant pseudotranslation is detected.*

¹Intensities estimated from amplitudes.

²Theoretical values of $\langle |L| \rangle$, $\langle L^2 \rangle$ for acentric reflections are 0.5, 0.333 respectively for untwinned datasets, and 0.375, 0.2 for perfectly twinned datasets.

5 Model quality [i](#)

5.1 Standard geometry [i](#)

Bond lengths and bond angles in the following residue types are not validated in this section: EDO, PO4

The Z score for a bond length (or angle) is the number of standard deviations the observed value is removed from the expected value. A bond length (or angle) with $|Z| > 5$ is considered an outlier worth inspection. RMSZ is the root-mean-square of all Z scores of the bond lengths (or angles).

Mol	Chain	Bond lengths		Bond angles	
		RMSZ	# Z >5	RMSZ	# Z >5
1	C	0.36	0/3955	0.63	0/5363
1	D	0.34	0/3950	0.61	0/5355
1	O	0.36	0/3955	0.63	0/5363
1	X	0.38	0/3942	0.63	1/5347 (0.0%)
All	All	0.36	0/15802	0.62	1/21428 (0.0%)

There are no bond length outliers.

All (1) bond angle outliers are listed below:

Mol	Chain	Res	Type	Atoms	Z	Observed(°)	Ideal(°)
1	X	240	ILE	N-CA-C	-5.20	96.95	111.00

There are no chirality outliers.

There are no planarity outliers.

5.2 Too-close contacts [i](#)

In the following table, the Non-H and H(model) columns list the number of non-hydrogen atoms and hydrogen atoms in the chain respectively. The H(added) column lists the number of hydrogen atoms added and optimized by MolProbity. The Clashes column lists the number of clashes within the asymmetric unit, whereas Symm-Clashes lists symmetry-related clashes.

Mol	Chain	Non-H	H(model)	H(added)	Clashes	Symm-Clashes
1	C	3875	0	3764	150	0
1	D	3870	0	3769	162	0
1	O	3875	0	3767	124	0
1	X	3862	0	3747	153	0
2	C	4	0	6	0	0
2	D	4	0	6	1	0

Continued on next page...

Continued from previous page...

Mol	Chain	Non-H	H(model)	H(added)	Clashes	Symm-Clashes
2	O	4	0	6	0	0
2	X	8	0	12	1	0
3	C	5	0	0	0	0
3	D	5	0	0	0	0
3	O	5	0	0	0	0
3	X	15	0	0	0	0
4	C	72	0	0	2	0
4	D	44	0	0	2	0
4	O	76	0	0	6	0
4	X	108	0	0	4	0
All	All	15832	0	15077	580	0

The all-atom clashscore is defined as the number of clashes found per 1000 atoms (including hydrogen atoms). The all-atom clashscore for this structure is 19.

All (580) close contacts within the same asymmetric unit are listed below, sorted by their clash magnitude.

Atom-1	Atom-2	Interatomic distance (Å)	Clash overlap (Å)
1:D:18:ARG:NH1	1:D:20:ILE:HD11	1.24	1.48
1:D:18:ARG:CZ	1:D:20:ILE:HD11	1.45	1.47
1:D:18:ARG:NH2	1:D:438:GLU:HB2	1.38	1.39
1:D:18:ARG:NH1	1:D:20:ILE:CD1	2.00	1.23
1:C:18:ARG:NH2	1:C:441:ALA:HB2	1.53	1.20
1:X:18:ARG:NH1	1:X:438:GLU:HG2	1.55	1.19
1:D:18:ARG:CZ	1:D:20:ILE:CD1	2.22	1.16
1:O:18:ARG:HH12	1:O:438:GLU:HG3	1.07	1.12
1:X:18:ARG:HG2	1:X:18:ARG:HH21	0.98	1.08
1:O:258:GLU:H	1:O:261:MET:HE3	1.13	1.06
1:X:18:ARG:HH21	1:X:18:ARG:CG	1.70	1.05
1:O:18:ARG:NH1	1:O:438:GLU:HG3	1.74	1.02
1:X:18:ARG:NH2	1:X:20:ILE:HG12	1.73	1.02
1:X:18:ARG:HH22	1:X:20:ILE:HG12	1.25	1.00
1:C:18:ARG:HH12	1:C:438:GLU:HB3	1.26	1.00
1:D:18:ARG:HH22	1:D:438:GLU:CB	1.74	0.99
1:C:18:ARG:NH2	1:C:441:ALA:CB	2.25	0.98
1:C:18:ARG:HD2	1:C:20:ILE:HD11	1.46	0.98
1:D:18:ARG:NH2	1:D:438:GLU:CB	2.28	0.96
1:X:18:ARG:HH11	1:X:438:GLU:HG2	1.23	0.95
1:X:20:ILE:CD1	1:X:31:SER:HB2	1.97	0.94
1:X:20:ILE:CD1	1:X:31:SER:CB	2.45	0.94
1:C:18:ARG:HG2	1:C:20:ILE:CD1	1.99	0.91

Continued on next page...

Continued from previous page...

Atom-1	Atom-2	Interatomic distance (Å)	Clash overlap (Å)
1:X:20:ILE:HD12	1:X:31:SER:HB3	1.50	0.91
1:O:12:GLN:HE22	1:O:83:GLN:HE21	1.09	0.91
1:D:276:THR:HG22	1:D:281:GLN:HE21	1.36	0.91
1:C:18:ARG:NH1	1:C:438:GLU:HB3	1.84	0.91
1:O:326:THR:HG23	1:O:328:PRO:HD2	1.51	0.91
1:D:183:ASP:OD2	1:D:185:SER:HB3	1.71	0.90
1:X:18:ARG:HG2	1:X:18:ARG:NH2	1.65	0.89
1:C:18:ARG:CD	1:C:20:ILE:HD11	2.02	0.88
1:D:221:ASN:HD22	1:D:294:GLY:H	0.93	0.87
1:X:438:GLU:O	1:X:438:GLU:HG3	1.72	0.86
1:X:254:GLN:HG2	1:X:439:THR:HG21	1.59	0.84
1:D:18:ARG:HH22	1:D:438:GLU:HB2	1.05	0.83
1:C:221:ASN:HD22	1:C:294:GLY:H	1.27	0.82
1:O:123:GLU:O	1:O:127:GLU:HG3	1.79	0.82
1:X:20:ILE:HD12	1:X:31:SER:CB	2.09	0.82
1:O:12:GLN:NE2	1:O:83:GLN:HE21	1.78	0.82
1:O:258:GLU:N	1:O:261:MET:HE3	1.94	0.81
1:X:221:ASN:HD22	1:X:294:GLY:H	1.26	0.81
1:D:221:ASN:ND2	1:D:294:GLY:H	1.76	0.80
1:C:18:ARG:CG	1:C:20:ILE:HD11	2.12	0.80
1:D:331:GLU:HG3	1:D:416:ASN:ND2	1.96	0.80
1:D:283:SER:CB	1:D:399:ASP:HB3	2.12	0.79
1:C:18:ARG:CZ	1:C:441:ALA:HB2	2.12	0.79
1:C:18:ARG:CG	1:C:20:ILE:CD1	2.60	0.79
1:X:325:GLU:H	1:X:329:GLN:NE2	1.81	0.79
1:D:57:VAL:O	1:D:61:ILE:HG12	1.83	0.79
1:D:221:ASN:HD22	1:D:294:GLY:N	1.75	0.79
1:X:17:SER:O	1:X:18:ARG:HB2	1.82	0.78
1:X:18:ARG:NH2	1:X:20:ILE:CG1	2.48	0.76
1:C:18:ARG:HH22	1:C:441:ALA:H	1.32	0.76
1:O:12:GLN:HE22	1:O:83:GLN:NE2	1.83	0.76
1:C:433:ARG:HH21	1:C:469:GLN:HG2	1.51	0.76
1:O:437:LEU:N	1:O:437:LEU:HD23	2.01	0.76
1:D:436:ASN:OD1	1:D:438:GLU:CD	2.25	0.76
1:X:266:TYR:HB3	1:X:413:ALA:HB3	1.66	0.76
1:X:48:HIS:HB3	1:X:53:ILE:HD11	1.67	0.75
1:D:370:ARG:HH11	1:D:370:ARG:HB3	1.50	0.75
1:C:221:ASN:ND2	1:C:294:GLY:H	1.85	0.75
1:C:379:ARG:O	1:C:383:GLN:HG3	1.86	0.75
1:X:264:ASN:CG	1:X:272:ILE:HD13	2.07	0.74
1:C:432:GLN:OE1	1:C:467:GLU:HG3	1.87	0.74

Continued on next page...

Continued from previous page...

Atom-1	Atom-2	Interatomic distance (Å)	Clash overlap (Å)
1:O:189:ARG:HH11	1:O:290:THR:HG21	1.51	0.74
1:D:314:ILE:HD11	1:D:382:LEU:HD23	1.70	0.73
1:O:327:SER:HB2	1:O:328:PRO:HD3	1.70	0.72
1:D:181:VAL:HG22	1:D:182:THR:H	1.54	0.72
1:X:18:ARG:HH11	1:X:438:GLU:CG	2.01	0.72
1:X:189:ARG:HH22	1:X:288:LEU:CD1	2.02	0.72
1:X:459:ASP:C	1:X:461:LEU:H	1.90	0.72
1:D:89:VAL:HB	1:D:98:ILE:HD12	1.72	0.72
1:X:18:ARG:NH1	1:X:20:ILE:HG13	2.04	0.72
1:C:231:TYR:HD2	1:C:232:GLU:N	1.87	0.71
1:O:437:LEU:HD23	1:O:437:LEU:H	1.55	0.71
1:C:433:ARG:NH2	1:C:469:GLN:HG2	2.06	0.71
1:X:189:ARG:NH2	1:X:288:LEU:HD13	2.04	0.70
1:C:307:ILE:HD12	1:C:388:GLN:CD	2.12	0.70
1:D:18:ARG:HH22	1:D:438:GLU:CG	2.04	0.70
1:D:187:ALA:O	1:D:190:THR:HG22	1.91	0.70
1:D:462:LYS:HD2	1:D:462:LYS:O	1.92	0.70
1:D:438:GLU:O	1:D:438:GLU:HG2	1.91	0.70
1:O:18:ARG:HH11	1:O:20:ILE:HD11	1.57	0.70
1:X:125:ILE:HD12	1:X:133:ILE:HG12	1.74	0.69
1:D:283:SER:HB3	1:D:399:ASP:HB3	1.73	0.69
1:D:82:ASN:HD22	1:D:166:ILE:HB	1.57	0.69
1:O:83:GLN:HG3	1:O:83:GLN:O	1.93	0.68
1:C:18:ARG:HH22	1:C:441:ALA:CB	2.03	0.68
1:D:84:ARG:HD2	1:D:189:ARG:HD2	1.75	0.68
1:O:326:THR:HG22	1:O:329:GLN:H	1.57	0.68
1:X:133:ILE:HA	1:X:191:MET:HE1	1.76	0.68
1:C:92:LYS:HD3	4:C:559:HOH:O	1.94	0.68
1:C:143:ARG:HH21	1:C:146:LEU:HB2	1.59	0.68
1:D:98:ILE:HD11	1:D:145:LEU:HD22	1.77	0.68
1:C:107:ARG:HG2	1:C:107:ARG:HH11	1.59	0.67
1:C:234:TYR:CG	1:D:234:TYR:HB2	2.30	0.67
1:X:18:ARG:NH1	1:X:438:GLU:CG	2.47	0.67
1:X:340:ASP:HB2	1:X:342:GLU:OE1	1.94	0.67
1:O:402:ILE:HG22	1:O:403:ASP:N	2.08	0.67
1:D:85:GLU:OE2	1:D:189:ARG:HD3	1.94	0.67
1:C:412:GLY:O	1:C:415:LYS:HG2	1.95	0.67
1:X:327:SER:HB2	1:X:328:PRO:HD3	1.76	0.66
1:O:167:ASP:HB2	1:O:243:MET:HE2	1.77	0.66
1:O:176:ASP:HB3	1:O:229:ARG:HD2	1.77	0.66
1:O:326:THR:HG23	1:O:328:PRO:CD	2.23	0.66

Continued on next page...

Continued from previous page...

Atom-1	Atom-2	Interatomic distance (Å)	Clash overlap (Å)
1:D:151:GLY:O	1:D:155:LYS:HG3	1.95	0.66
1:C:18:ARG:CD	1:C:20:ILE:CD1	2.72	0.66
1:D:248:GLN:H	1:D:248:GLN:HE21	1.44	0.66
1:X:325:GLU:H	1:X:329:GLN:HE22	1.41	0.66
1:C:143:ARG:HH12	1:C:209:ASN:HB3	1.61	0.66
1:C:112:ILE:HD13	1:C:143:ARG:HG3	1.77	0.65
1:X:458:LEU:O	1:X:462:LYS:HE2	1.97	0.65
1:X:189:ARG:HH22	1:X:288:LEU:HD13	1.60	0.65
1:O:221:ASN:HD22	1:O:294:GLY:H	1.45	0.65
1:O:189:ARG:NH1	1:O:290:THR:HG21	2.12	0.64
1:O:12:GLN:HE21	1:O:166:ILE:HG21	1.62	0.64
1:C:231:TYR:HB2	1:D:234:TYR:CE1	2.32	0.64
1:C:266:TYR:HB3	1:C:413:ALA:HB3	1.78	0.64
1:X:143:ARG:NH1	1:X:147:ASP:OD1	2.30	0.64
1:D:23:ASP:OD2	1:D:27:LYS:HB3	1.98	0.64
1:X:221:ASN:ND2	1:X:294:GLY:H	1.96	0.64
1:O:272:ILE:HD12	1:O:272:ILE:N	2.13	0.64
1:D:379:ARG:O	1:D:383:GLN:HG3	1.98	0.64
1:O:107:ARG:HH22	1:O:134:ASP:CG	2.01	0.63
1:D:18:ARG:NH1	1:D:20:ILE:HD13	2.10	0.63
1:O:266:TYR:HB3	1:O:413:ALA:HB3	1.79	0.63
1:O:338:LYS:H	1:O:338:LYS:HD2	1.64	0.63
1:O:263:LYS:HD2	1:O:263:LYS:C	2.20	0.63
1:X:217:GLU:OE2	1:X:219:LYS:HE3	1.99	0.62
1:X:315:GLN:HE21	1:X:318:ARG:HH22	1.45	0.62
1:D:84:ARG:HD3	1:D:248:GLN:HE22	1.64	0.62
1:X:468:GLY:O	1:X:469:GLN:HB2	2.00	0.62
1:C:325:GLU:H	1:C:329:GLN:NE2	1.96	0.62
1:X:20:ILE:HD11	1:X:31:SER:HB2	1.80	0.62
1:O:85:GLU:HB2	1:O:104:TRP:HB3	1.81	0.62
1:C:85:GLU:OE2	1:C:189:ARG:HD2	1.99	0.62
1:D:112:ILE:HD12	1:D:112:ILE:H	1.63	0.62
1:D:235:GLY:O	1:D:237:GLU:N	2.32	0.62
1:C:18:ARG:HH12	1:C:438:GLU:CB	2.07	0.62
1:D:143:ARG:O	1:D:147:ASP:HB2	2.00	0.62
1:C:172:TRP:CE2	1:C:177:GLY:HA2	2.35	0.61
1:D:18:ARG:CZ	1:D:438:GLU:HB2	2.26	0.61
1:C:19:ALA:C	1:C:20:ILE:HD12	2.20	0.61
1:C:181:VAL:HG22	1:C:182:THR:N	2.14	0.61
1:D:283:SER:OG	1:D:399:ASP:HB3	1.99	0.61
1:D:122:THR:HG22	1:D:123:GLU:N	2.16	0.61

Continued on next page...

Continued from previous page...

Atom-1	Atom-2	Interatomic distance (Å)	Clash overlap (Å)
1:D:263:LYS:HD2	1:D:263:LYS:C	2.21	0.61
1:O:18:ARG:NH2	1:O:438:GLU:HB2	2.17	0.60
1:X:20:ILE:HD13	1:X:31:SER:CB	2.30	0.60
1:C:18:ARG:HH22	1:C:441:ALA:N	1.98	0.60
1:C:337:ALA:HB3	1:C:379:ARG:NH1	2.17	0.60
1:D:72:PRO:HG2	1:D:234:TYR:CE1	2.37	0.60
1:D:457:ASP:HB2	4:D:544:HOH:O	2.02	0.59
1:O:103:VAL:HG12	1:O:105:GLN:H	1.68	0.59
1:C:307:ILE:HD12	1:C:388:GLN:NE2	2.18	0.59
1:D:103:VAL:HG12	1:D:105:GLN:H	1.68	0.59
1:C:143:ARG:NH1	1:C:209:ASN:HB3	2.18	0.59
1:C:162:LEU:HD22	1:C:180:HIS:CE1	2.37	0.59
1:O:107:ARG:HD2	1:O:350:THR:HB	1.83	0.59
1:O:384:ALA:HB3	4:O:509:HOH:O	2.03	0.59
1:D:18:ARG:HH11	1:D:20:ILE:HD11	1.54	0.58
1:O:221:ASN:ND2	1:O:294:GLY:H	2.00	0.58
1:O:338:LYS:HD2	1:O:338:LYS:N	2.19	0.58
1:C:155:LYS:O	1:C:160:GLU:HB3	2.03	0.58
1:C:231:TYR:CD2	1:C:232:GLU:N	2.70	0.58
1:X:18:ARG:CG	1:X:18:ARG:NH2	2.41	0.58
1:X:181:VAL:HG22	1:X:182:THR:H	1.69	0.58
1:X:263:LYS:HD2	1:X:263:LYS:C	2.24	0.58
1:C:289:THR:HG23	4:C:577:HOH:O	2.04	0.58
1:O:326:THR:HG22	1:O:329:GLN:N	2.18	0.58
1:O:3:GLU:HG3	1:O:4:LYS:N	2.19	0.58
1:C:178:GLN:NE2	1:C:229:ARG:HH11	2.02	0.58
1:D:18:ARG:NE	1:D:20:ILE:HD11	2.12	0.58
1:X:72:PRO:HB2	1:X:234:TYR:O	2.04	0.58
1:C:18:ARG:NH1	1:C:438:GLU:CB	2.61	0.58
1:C:107:ARG:HD2	1:C:350:THR:O	2.04	0.58
1:X:234:TYR:CE1	1:O:231:TYR:HA	2.39	0.57
1:X:263:LYS:HD2	1:X:264:ASN:N	2.19	0.57
1:O:402:ILE:HG22	1:O:403:ASP:H	1.68	0.57
1:D:262:ILE:HD11	1:D:272:ILE:HG22	1.86	0.57
1:C:3:GLU:HA	1:C:3:GLU:OE2	2.04	0.57
1:C:382:LEU:O	1:C:385:VAL:HG12	2.03	0.57
1:O:438:GLU:O	1:O:438:GLU:HG2	2.05	0.57
1:C:272:ILE:HD12	1:C:272:ILE:N	2.20	0.57
1:X:457:ASP:C	1:X:459:ASP:H	2.07	0.57
1:D:12:GLN:HE22	1:D:83:GLN:HE21	1.51	0.57
1:X:181:VAL:HG22	1:X:182:THR:N	2.20	0.57

Continued on next page...

Continued from previous page...

Atom-1	Atom-2	Interatomic distance (Å)	Clash overlap (Å)
1:D:143:ARG:HD2	1:D:147:ASP:OD1	2.03	0.57
1:O:167:ASP:HB2	1:O:243:MET:CE	2.35	0.57
1:D:327:SER:HB2	1:D:328:PRO:HD3	1.85	0.57
1:C:181:VAL:CG2	1:C:219:LYS:HG3	2.35	0.56
1:C:314:ILE:HD11	1:C:382:LEU:CD2	2.35	0.56
1:O:229:ARG:HD3	1:O:231:TYR:OH	2.06	0.56
1:C:11:ASP:HA	1:C:81:THR:HG23	1.87	0.56
1:X:80:ILE:O	1:X:243:MET:HA	2.05	0.56
1:X:265:THR:HG23	1:X:410:ASP:OD1	2.06	0.56
1:C:374:LYS:O	1:C:378:VAL:HG23	2.05	0.56
1:X:180:HIS:CE1	1:X:216:PRO:HB3	2.40	0.56
1:O:370:ARG:HH11	1:O:370:ARG:HB3	1.70	0.56
1:C:25:ASN:HA	1:C:464:MET:HE1	1.88	0.56
1:D:181:VAL:HG22	1:D:182:THR:N	2.19	0.56
1:O:290:THR:HG22	4:O:508:HOH:O	2.05	0.56
1:C:18:ARG:HG2	1:C:20:ILE:HD12	1.87	0.56
1:D:198:LEU:N	1:D:198:LEU:HD22	2.21	0.56
1:C:309:VAL:HG12	1:C:313:ALA:HB2	1.87	0.56
1:X:18:ARG:CZ	1:X:20:ILE:CG1	2.84	0.55
1:D:122:THR:HG22	1:D:123:GLU:H	1.70	0.55
1:D:18:ARG:CZ	1:D:20:ILE:HD12	2.30	0.55
1:D:122:THR:O	1:D:123:GLU:HB3	2.06	0.55
1:X:81:THR:OG1	1:X:246:ASP:HA	2.05	0.55
1:O:18:ARG:NH1	1:O:20:ILE:HD11	2.22	0.55
1:D:286:ASP:HB3	1:D:355:PRO:HB2	1.88	0.55
1:O:121:HIS:CD2	1:O:207:LEU:HD21	2.42	0.55
1:X:12:GLN:HE21	1:X:166:ILE:HG21	1.72	0.55
1:X:18:ARG:HH12	1:X:20:ILE:HG13	1.68	0.55
1:O:180:HIS:CE1	1:O:216:PRO:HB3	2.42	0.55
1:C:184:TYR:HB3	1:C:291:ILE:HG21	1.89	0.55
1:O:279:GLU:HB2	4:O:569:HOH:O	2.07	0.55
1:X:81:THR:HA	1:X:244:ALA:O	2.07	0.54
1:X:113:ALA:HB2	1:X:140:THR:HG21	1.89	0.54
1:C:458:LEU:HD12	1:C:461:LEU:HD12	1.90	0.54
1:X:305:GLY:HA3	1:X:392:VAL:HG11	1.89	0.54
1:X:459:ASP:C	1:X:461:LEU:N	2.59	0.54
1:O:125:ILE:HG13	1:O:133:ILE:HD11	1.88	0.54
1:X:234:TYR:CD2	1:O:234:TYR:HA	2.41	0.54
1:C:18:ARG:HD2	1:C:20:ILE:CD1	2.31	0.54
1:X:276:THR:HG23	1:X:302:ALA:HA	1.90	0.54
1:X:18:ARG:HH12	1:X:438:GLU:HG2	1.65	0.54

Continued on next page...

Continued from previous page...

Atom-1	Atom-2	Interatomic distance (Å)	Clash overlap (Å)
1:X:282:LEU:O	1:X:283:SER:HB3	2.07	0.54
1:C:57:VAL:O	1:C:61:ILE:HG13	2.07	0.54
1:X:125:ILE:HD12	1:X:133:ILE:CG1	2.38	0.54
1:O:258:GLU:HG2	1:O:261:MET:HE2	1.88	0.54
1:C:466:GLU:O	1:C:467:GLU:HB3	2.07	0.54
1:X:151:GLY:O	1:X:155:LYS:HG3	2.08	0.53
1:O:70:ILE:HG22	1:O:71:ARG:N	2.21	0.53
1:O:246:ASP:OD1	1:O:247:GLN:N	2.41	0.53
1:X:256:ALA:HA	1:X:261:MET:HE2	1.91	0.53
1:X:282:LEU:N	1:X:282:LEU:HD12	2.23	0.53
1:X:172:TRP:CE2	1:X:177:GLY:HA2	2.44	0.53
1:D:158:ASN:ND2	1:D:160:GLU:HG2	2.23	0.53
1:X:30:GLY:HA2	1:X:67:GLU:OE1	2.08	0.53
1:X:103:VAL:HG12	1:X:105:GLN:H	1.73	0.53
1:O:437:LEU:N	1:O:437:LEU:CD2	2.72	0.53
1:O:436:ASN:OD1	1:O:438:GLU:OE1	2.27	0.53
1:C:107:ARG:HG2	1:C:107:ARG:NH1	2.24	0.53
1:O:427:LEU:HB3	1:O:429:ILE:HG23	1.89	0.53
1:O:448:ALA:O	1:O:452:VAL:HG22	2.09	0.53
1:D:276:THR:HG21	4:D:550:HOH:O	2.09	0.52
1:X:393:ILE:HG23	1:X:404:ILE:HD12	1.90	0.52
1:C:138:SER:HB2	1:C:190:THR:HA	1.92	0.52
1:O:346:VAL:O	1:O:363:GLY:HA2	2.10	0.52
1:O:181:VAL:HG22	1:O:182:THR:H	1.75	0.52
1:C:116:LEU:HD21	1:C:208:LEU:HD21	1.92	0.52
1:O:437:LEU:H	1:O:437:LEU:CD2	2.22	0.52
1:D:284:ASP:C	1:D:286:ASP:H	2.13	0.52
1:O:30:GLY:HA3	1:O:68:SER:HB3	1.90	0.52
1:C:81:THR:OG1	1:C:246:ASP:HA	2.10	0.52
1:C:180:HIS:CD2	1:C:216:PRO:HB3	2.44	0.52
1:C:263:LYS:HD2	1:C:263:LYS:C	2.30	0.52
1:X:103:VAL:HG12	1:X:104:TRP:N	2.25	0.51
1:X:110:SER:OG	1:X:111:PRO:HD3	2.10	0.51
1:O:326:THR:O	1:O:329:GLN:HB3	2.10	0.51
1:C:18:ARG:NH2	1:C:441:ALA:H	2.06	0.51
1:D:84:ARG:H	2:D:1003:EDO:H21	1.75	0.51
1:O:172:TRP:CE2	1:O:177:GLY:HA2	2.45	0.51
1:D:18:ARG:HH12	1:D:438:GLU:HG3	1.76	0.51
1:D:433:ARG:HD2	1:D:437:LEU:HD21	1.90	0.51
1:X:149:ILE:HD12	1:X:149:ILE:N	2.24	0.51
1:C:65:PHE:HE1	1:C:75:ILE:HD11	1.75	0.51

Continued on next page...

Continued from previous page...

Atom-1	Atom-2	Interatomic distance (Å)	Clash overlap (Å)
1:C:234:TYR:HB3	1:D:234:TYR:CB	2.40	0.51
1:D:272:ILE:HD13	1:D:272:ILE:N	2.26	0.51
1:O:81:THR:OG1	1:O:246:ASP:HA	2.10	0.51
1:C:495:GLN:O	1:C:498:LYS:NZ	2.44	0.51
1:D:92:LYS:NZ	1:D:92:LYS:HB3	2.25	0.51
1:X:230:SER:O	1:X:231:TYR:HB2	2.11	0.51
1:X:457:ASP:O	1:X:459:ASP:N	2.44	0.51
1:C:181:VAL:HG22	1:C:182:THR:H	1.74	0.51
1:C:255:MET:HA	1:C:257:PHE:CZ	2.45	0.51
1:C:263:LYS:HD2	1:C:264:ASN:N	2.26	0.51
1:X:137:PHE:HD2	1:X:191:MET:CE	2.24	0.51
1:C:70:ILE:HG22	1:C:71:ARG:N	2.25	0.51
1:O:402:ILE:CG2	1:O:403:ASP:N	2.74	0.51
1:D:305:GLY:HA3	1:D:392:VAL:HG11	1.93	0.51
1:D:54:TRP:CD1	1:D:173:LYS:HE2	2.46	0.51
1:X:189:ARG:HH22	1:X:288:LEU:HD12	1.73	0.50
1:C:83:GLN:HG3	1:C:83:GLN:O	2.11	0.50
1:C:102:ILE:HB	1:C:141:LYS:HD3	1.93	0.50
1:D:277:GLY:O	1:D:300:TYR:HA	2.11	0.50
1:D:62:ALA:HB2	1:D:232:GLU:OE2	2.11	0.50
1:D:83:GLN:O	1:D:83:GLN:HG3	2.12	0.50
1:D:180:HIS:CD2	1:D:216:PRO:HB3	2.46	0.50
1:D:262:ILE:HD11	1:D:272:ILE:CG2	2.42	0.50
1:X:85:GLU:OE2	1:X:189:ARG:HD3	2.11	0.50
1:D:103:VAL:HG12	1:D:104:TRP:N	2.26	0.50
1:C:314:ILE:HD11	1:C:382:LEU:HD23	1.94	0.50
1:C:49:ASN:HB3	1:C:52:GLU:HB2	1.92	0.50
1:O:325:GLU:H	1:O:329:GLN:NE2	2.10	0.50
1:D:18:ARG:NH2	1:D:20:ILE:CD1	2.71	0.50
1:X:18:ARG:HH21	1:X:18:ARG:CB	2.24	0.50
1:O:110:SER:OG	1:O:111:PRO:HD3	2.12	0.50
1:D:11:ASP:HA	1:D:81:THR:HG22	1.94	0.50
1:X:155:LYS:HE3	1:X:161:LEU:HD21	1.94	0.49
1:C:25:ASN:HA	1:C:464:MET:CE	2.41	0.49
1:C:72:PRO:HB2	1:C:235:GLY:HA3	1.94	0.49
1:C:265:THR:HG23	1:C:410:ASP:OD1	2.11	0.49
1:X:10:ILE:CD1	1:X:61:ILE:HD11	2.42	0.49
1:O:181:VAL:HG22	1:O:182:THR:N	2.27	0.49
1:O:238:VAL:HG13	1:O:239:PRO:HD2	1.94	0.49
1:D:89:VAL:HB	1:D:98:ILE:CD1	2.41	0.49
1:C:18:ARG:NH2	1:C:441:ALA:N	2.60	0.49

Continued on next page...

Continued from previous page...

Atom-1	Atom-2	Interatomic distance (Å)	Clash overlap (Å)
1:D:303:LEU:HD13	1:D:396:MET:HG3	1.93	0.49
1:O:18:ARG:HH22	1:O:438:GLU:HB2	1.77	0.49
1:X:163:PHE:CG	1:X:164:GLY:N	2.81	0.49
1:D:12:GLN:HE22	1:D:83:GLN:NE2	2.10	0.49
1:D:85:GLU:HB2	1:D:104:TRP:HB3	1.93	0.49
1:X:70:ILE:HG22	1:X:71:ARG:N	2.27	0.49
1:X:315:GLN:HE21	1:X:318:ARG:NH2	2.10	0.49
1:X:315:GLN:HG3	1:X:318:ARG:NH2	2.28	0.49
1:C:46:VAL:H	1:C:106:SER:HB2	1.78	0.49
1:X:405:PRO:HD2	4:X:538:HOH:O	2.12	0.48
1:D:116:LEU:HB2	1:D:133:ILE:HG21	1.95	0.48
1:D:248:GLN:H	1:D:248:GLN:NE2	2.07	0.48
1:X:231:TYR:O	1:X:232:GLU:CB	2.60	0.48
1:D:221:ASN:ND2	1:D:293:TYR:HA	2.28	0.48
1:X:18:ARG:HH22	1:X:20:ILE:CG1	2.10	0.48
1:O:263:LYS:HD2	1:O:264:ASN:N	2.28	0.48
1:O:379:ARG:O	1:O:383:GLN:HG3	2.14	0.48
1:C:87:THR:HG23	1:C:163:PHE:CE1	2.48	0.48
1:C:128:LYS:HZ1	1:C:203:GLU:CD	2.16	0.48
1:C:171:VAL:HG21	1:C:243:MET:SD	2.53	0.48
1:C:181:VAL:HG23	1:C:219:LYS:HG3	1.94	0.48
1:D:82:ASN:HD22	1:D:166:ILE:CB	2.25	0.48
1:O:21:ILE:HG21	1:O:70:ILE:HD12	1.95	0.48
1:D:180:HIS:NE2	1:D:216:PRO:HB3	2.28	0.48
1:D:402:ILE:HG22	1:D:403:ASP:N	2.28	0.48
1:X:125:ILE:HD12	1:X:133:ILE:CD1	2.43	0.48
1:O:254:GLN:O	1:O:255:MET:HB2	2.13	0.48
1:C:386:ALA:HA	1:C:423:GLN:HE22	1.79	0.48
1:X:85:GLU:O	1:X:86:THR:C	2.52	0.48
1:D:42:LYS:O	1:D:45:TRP:HB2	2.14	0.48
1:D:241:ALA:HB1	1:D:451:ALA:CB	2.43	0.48
1:X:62:ALA:HB2	1:X:232:GLU:OE1	2.13	0.48
1:X:145:LEU:O	1:X:149:ILE:HD13	2.13	0.48
1:X:282:LEU:O	1:X:283:SER:CB	2.62	0.48
1:O:18:ARG:NH2	1:O:441:ALA:HB2	2.29	0.48
1:D:276:THR:HG21	1:D:281:GLN:HG3	1.96	0.48
1:X:305:GLY:HA3	1:X:392:VAL:CG1	2.44	0.48
1:C:386:ALA:HA	1:C:423:GLN:NE2	2.28	0.48
1:D:282:LEU:O	1:D:283:SER:O	2.31	0.48
1:X:18:ARG:CZ	1:X:20:ILE:HG13	2.44	0.47
1:O:337:ALA:HA	1:O:375:GLU:HB3	1.96	0.47

Continued on next page...

Continued from previous page...

Atom-1	Atom-2	Interatomic distance (Å)	Clash overlap (Å)
1:D:112:ILE:HD12	1:D:112:ILE:N	2.29	0.47
1:D:184:TYR:HB3	1:D:291:ILE:HG21	1.95	0.47
1:O:438:GLU:CD	1:O:438:GLU:H	2.17	0.47
1:C:128:LYS:O	1:C:194:ASN:HA	2.14	0.47
1:D:122:THR:O	1:D:124:MET:N	2.39	0.47
1:D:128:LYS:HD3	1:D:201:ASP:CG	2.34	0.47
1:D:421:GLN:NE2	1:D:474:GLU:HG2	2.29	0.47
1:O:107:ARG:NH2	1:O:134:ASP:OD2	2.48	0.47
1:C:113:ALA:HB2	1:C:140:THR:HG21	1.96	0.47
1:C:11:ASP:HA	1:C:81:THR:CG2	2.45	0.47
1:D:17:SER:O	1:D:33:GLN:HA	2.14	0.47
1:D:156:ALA:HB1	1:D:211:PRO:HG3	1.96	0.47
1:C:180:HIS:CE1	1:C:216:PRO:HB3	2.49	0.47
1:C:180:HIS:NE2	1:C:216:PRO:HB3	2.30	0.47
1:C:248:GLN:HG2	1:C:292:GLY:O	2.15	0.47
1:X:70:ILE:CG2	1:X:71:ARG:N	2.78	0.47
1:O:18:ARG:NH1	1:O:20:ILE:HG13	2.29	0.47
1:C:24:ARG:HA	1:C:454:PHE:CE2	2.50	0.47
1:X:148:ASN:C	1:X:149:ILE:HD12	2.35	0.46
1:C:178:GLN:HB2	1:C:229:ARG:NH1	2.30	0.46
1:X:200:TRP:CD2	1:X:215:LEU:HD13	2.51	0.46
1:O:30:GLY:CA	1:O:68:SER:HB3	2.46	0.46
1:O:402:ILE:CG2	1:O:403:ASP:H	2.28	0.46
1:C:110:SER:N	1:C:111:PRO:CD	2.79	0.46
1:O:446:TYR:HB3	1:O:461:LEU:HD21	1.96	0.46
1:C:327:SER:HB2	1:C:328:PRO:HD3	1.96	0.46
1:D:180:HIS:CE1	1:D:216:PRO:HB3	2.50	0.46
1:D:222:SER:O	1:D:223:GLU:HB3	2.15	0.46
1:D:264:ASN:ND2	1:D:266:TYR:CZ	2.84	0.46
1:O:46:VAL:H	1:O:106:SER:HB2	1.80	0.46
1:O:232:GLU:OE2	1:O:232:GLU:HA	2.15	0.46
1:D:386:ALA:O	1:D:389:SER:HB2	2.15	0.46
1:X:84:ARG:H	2:X:1000:EDO:H11	1.80	0.46
1:X:231:TYR:O	1:X:232:GLU:HB2	2.14	0.46
1:C:182:THR:HA	1:C:243:MET:HE3	1.98	0.46
1:C:189:ARG:HH22	1:C:304:GLU:CD	2.19	0.46
1:D:331:GLU:HG3	1:D:416:ASN:HD21	1.77	0.46
1:C:162:LEU:HD22	1:C:180:HIS:ND1	2.31	0.46
1:D:360:GLU:HB2	1:D:498:LYS:CE	2.45	0.46
1:O:124:MET:HE1	1:O:125:ILE:HD13	1.98	0.46
1:O:400:SER:C	1:O:402:ILE:H	2.19	0.46

Continued on next page...

Continued from previous page...

Atom-1	Atom-2	Interatomic distance (Å)	Clash overlap (Å)
1:D:112:ILE:H	1:D:112:ILE:CD1	2.29	0.46
1:C:112:ILE:HD13	1:C:143:ARG:CG	2.44	0.46
1:D:248:GLN:O	1:D:251:LEU:HB3	2.16	0.46
1:D:460:GLU:O	1:D:463:SER:HB2	2.15	0.46
1:X:282:LEU:HD12	1:X:282:LEU:H	1.81	0.46
1:D:143:ARG:CD	1:D:147:ASP:OD1	2.62	0.46
1:X:307:ILE:HD13	1:X:388:GLN:HB3	1.98	0.46
1:D:276:THR:CG2	1:D:281:GLN:HE21	2.17	0.46
1:C:24:ARG:O	1:C:464:MET:HE1	2.15	0.45
1:D:10:ILE:CD1	1:D:61:ILE:HD11	2.45	0.45
1:D:12:GLN:NE2	1:D:83:GLN:HE21	2.14	0.45
1:D:283:SER:O	1:D:284:ASP:HB2	2.16	0.45
1:X:379:ARG:O	1:X:383:GLN:HG3	2.16	0.45
1:O:230:SER:C	1:O:232:GLU:H	2.20	0.45
1:X:285:ASN:O	1:X:286:ASP:HB2	2.16	0.45
1:O:272:ILE:N	1:O:272:ILE:CD1	2.80	0.45
1:D:220:SER:HB2	1:D:294:GLY:O	2.16	0.45
1:O:429:ILE:HG12	1:O:430:ASP:N	2.31	0.45
1:C:143:ARG:NH2	1:C:146:LEU:HB2	2.31	0.45
1:C:231:TYR:CD2	1:C:231:TYR:C	2.90	0.45
1:D:263:LYS:HA	1:D:408:LYS:O	2.16	0.45
1:O:236:SER:N	4:O:554:HOH:O	2.36	0.45
1:O:264:ASN:ND2	1:O:266:TYR:CZ	2.85	0.45
1:O:18:ARG:HD2	1:O:20:ILE:HD11	1.99	0.45
1:D:150:GLU:C	1:D:152:ALA:H	2.20	0.45
1:D:230:SER:C	1:D:232:GLU:H	2.20	0.45
1:D:466:GLU:CD	1:D:466:GLU:H	2.20	0.45
1:X:176:ASP:OD2	1:X:229:ARG:NH1	2.49	0.45
1:C:18:ARG:HG2	1:C:20:ILE:HD13	1.94	0.45
1:D:49:ASN:HB3	1:D:52:GLU:HG3	1.98	0.45
1:X:81:THR:HG21	1:X:440:THR:HG22	1.98	0.45
1:X:137:PHE:CD2	1:X:191:MET:HE2	2.52	0.45
1:C:128:LYS:HD3	1:C:201:ASP:CG	2.37	0.45
1:X:85:GLU:HB2	1:X:104:TRP:HB3	1.98	0.45
1:C:17:SER:O	1:C:60:VAL:HG11	2.17	0.45
1:C:54:TRP:O	1:C:58:GLN:HG3	2.17	0.45
1:D:145:LEU:O	1:D:149:ILE:HG12	2.17	0.45
1:D:284:ASP:O	1:D:286:ASP:N	2.34	0.45
1:O:176:ASP:CB	1:O:229:ARG:HD2	2.47	0.44
1:O:425:ASP:HB3	1:O:475:MET:CB	2.46	0.44
1:O:469:GLN:HG3	1:O:471:PHE:CE2	2.52	0.44

Continued on next page...

Continued from previous page...

Atom-1	Atom-2	Interatomic distance (Å)	Clash overlap (Å)
1:C:329:GLN:HA	1:C:332:GLU:OE2	2.18	0.44
1:D:6:TYR:CE2	1:D:70:ILE:HD12	2.52	0.44
1:D:190:THR:HG23	1:D:192:LEU:H	1.83	0.44
1:X:433:ARG:HH21	1:X:469:GLN:NE2	2.16	0.44
1:O:241:ALA:HB1	1:O:451:ALA:HB3	1.99	0.44
1:C:345:VAL:O	1:C:347:PRO:HD3	2.17	0.44
1:X:200:TRP:CG	1:X:215:LEU:HD13	2.53	0.44
1:X:10:ILE:HD13	1:X:61:ILE:HD11	1.99	0.44
1:X:91:ASP:HB3	1:X:94:THR:OG1	2.18	0.44
1:C:458:LEU:O	1:C:461:LEU:HB2	2.18	0.44
1:D:121:HIS:C	1:D:122:THR:O	2.54	0.44
1:C:175:THR:HG22	1:C:227:HIS:O	2.18	0.44
1:X:433:ARG:CG	1:X:437:LEU:HD21	2.47	0.44
1:D:270:ALA:HB3	1:D:307:ILE:HB	2.00	0.44
1:X:264:ASN:CG	1:X:272:ILE:CD1	2.85	0.43
1:X:336:LYS:HB3	1:X:336:LYS:HE2	1.79	0.43
1:D:81:THR:HG21	1:D:440:THR:HG22	2.00	0.43
1:D:222:SER:HB3	1:D:295:ILE:HG13	2.01	0.43
1:D:360:GLU:HB2	1:D:498:LYS:HE2	2.00	0.43
1:D:389:SER:HB2	1:D:423:GLN:HE22	1.83	0.43
1:X:390:LYS:HD3	1:X:484:TYR:CD1	2.53	0.43
1:X:459:ASP:O	1:X:461:LEU:N	2.50	0.43
1:C:85:GLU:O	1:C:86:THR:C	2.57	0.43
1:D:346:VAL:O	1:D:363:GLY:HA2	2.18	0.43
1:C:205:LEU:HD11	1:C:215:LEU:HD11	2.00	0.43
1:C:403:ASP:O	1:C:405:PRO:HD3	2.17	0.43
1:D:49:ASN:CG	1:D:52:GLU:HG3	2.39	0.43
1:C:231:TYR:HD2	1:C:232:GLU:H	1.64	0.43
1:D:231:TYR:CD1	1:D:231:TYR:C	2.91	0.43
1:X:246:ASP:OD1	1:X:247:GLN:N	2.50	0.43
1:C:6:TYR:CE2	1:C:70:ILE:HD12	2.54	0.43
1:O:70:ILE:CG2	1:O:71:ARG:N	2.82	0.43
1:D:18:ARG:NH2	1:D:20:ILE:HD12	2.33	0.43
1:D:235:GLY:O	1:D:236:SER:C	2.57	0.43
1:D:263:LYS:HE3	1:D:273:VAL:HB	2.00	0.43
1:X:339:GLY:HA3	1:X:376:ASP:OD1	2.18	0.43
1:D:107:ARG:O	1:D:110:SER:HB2	2.19	0.43
1:X:21:ILE:HG21	1:X:70:ILE:HD12	1.99	0.43
1:X:30:GLY:HA3	1:X:68:SER:HB3	2.01	0.43
1:C:58:GLN:HB3	1:D:66:ILE:HD12	1.99	0.43
1:C:266:TYR:CB	1:C:413:ALA:HB3	2.47	0.43

Continued on next page...

Continued from previous page...

Atom-1	Atom-2	Interatomic distance (Å)	Clash overlap (Å)
1:C:360:GLU:HB2	1:C:498:LYS:CE	2.49	0.43
1:X:143:ARG:NH2	1:X:153:GLN:NE2	2.66	0.43
1:O:85:GLU:O	1:O:86:THR:C	2.56	0.43
1:C:30:GLY:HA3	1:C:68:SER:HB3	2.01	0.43
1:C:321:LEU:O	1:C:322:ARG:HB2	2.18	0.43
1:O:235:GLY:HA2	4:O:554:HOH:O	2.19	0.43
1:X:48:HIS:HB3	1:X:53:ILE:CD1	2.41	0.42
1:X:234:TYR:CD1	1:O:231:TYR:HA	2.54	0.42
1:O:412:GLY:O	1:O:415:LYS:HG3	2.19	0.42
1:D:78:ILE:HD11	1:D:233:PHE:CE1	2.53	0.42
1:D:86:THR:HG23	1:D:103:VAL:HA	2.01	0.42
1:D:191:MET:O	1:D:192:LEU:HD23	2.19	0.42
1:D:436:ASN:OD1	1:D:438:GLU:OE2	2.37	0.42
1:X:128:LYS:HD3	1:X:201:ASP:CG	2.39	0.42
1:X:128:LYS:HD3	1:X:201:ASP:OD2	2.19	0.42
1:X:263:LYS:HA	1:X:408:LYS:O	2.18	0.42
1:X:279:GLU:CD	1:X:279:GLU:N	2.72	0.42
1:O:270:ALA:HB3	1:O:307:ILE:HB	2.01	0.42
1:C:181:VAL:CG2	1:C:182:THR:N	2.80	0.42
1:D:57:VAL:HA	1:D:60:VAL:HG22	2.01	0.42
1:D:276:THR:CG2	1:D:281:GLN:HG3	2.49	0.42
1:X:416:ASN:HB3	1:X:419:LEU:HB3	2.01	0.42
1:O:124:MET:HE1	1:O:204:ILE:HG12	2.00	0.42
1:O:163:PHE:CG	1:O:164:GLY:N	2.87	0.42
1:C:46:VAL:O	1:C:106:SER:HB2	2.19	0.42
1:X:402:ILE:HG22	1:X:403:ASP:N	2.34	0.42
1:O:18:ARG:NH1	1:O:20:ILE:CD1	2.82	0.42
1:O:75:ILE:CG2	1:O:238:VAL:HG11	2.49	0.42
1:C:230:SER:HB3	1:C:231:TYR:H	1.63	0.42
1:D:246:ASP:OD1	1:D:247:GLN:N	2.52	0.42
1:X:324:ILE:HG22	1:X:333:LEU:CD1	2.49	0.42
1:X:457:ASP:C	1:X:459:ASP:N	2.73	0.42
1:O:438:GLU:OE1	1:O:438:GLU:N	2.46	0.42
1:C:122:THR:HA	1:C:133:ILE:CD1	2.49	0.42
1:D:62:ALA:O	1:D:66:ILE:HG12	2.19	0.42
1:D:122:THR:N	1:D:133:ILE:HD11	2.35	0.42
1:D:248:GLN:HG2	1:D:292:GLY:O	2.20	0.42
1:X:500:LYS:CB	4:X:617:HOH:O	2.67	0.42
1:O:425:ASP:HB3	1:O:475:MET:HB2	2.02	0.42
1:O:149:ILE:N	1:O:149:ILE:CD1	2.83	0.42
1:C:91:ASP:OD2	1:C:94:THR:HG23	2.20	0.42

Continued on next page...

Continued from previous page...

Atom-1	Atom-2	Interatomic distance (Å)	Clash overlap (Å)
1:C:416:ASN:C	1:C:416:ASN:HD22	2.23	0.42
1:D:284:ASP:O	1:D:285:ASN:CG	2.58	0.42
1:X:20:ILE:CD1	1:X:31:SER:HB3	2.18	0.42
1:X:262:ILE:HD11	1:X:272:ILE:CG2	2.50	0.42
1:O:325:GLU:H	1:O:329:GLN:HE22	1.68	0.42
1:C:231:TYR:O	1:C:234:TYR:HB2	2.20	0.42
1:C:274:MET:O	1:C:302:ALA:HA	2.20	0.42
1:X:20:ILE:HD13	1:X:31:SER:HA	2.02	0.41
1:X:361:ALA:O	1:X:362:ARG:NH1	2.43	0.41
1:O:18:ARG:HH11	1:O:20:ILE:CD1	2.31	0.41
1:O:143:ARG:NH1	1:O:147:ASP:OD1	2.38	0.41
1:O:258:GLU:HB2	1:O:261:MET:HG3	2.01	0.41
1:C:238:VAL:HA	1:C:239:PRO:HD3	1.86	0.41
1:D:11:ASP:HA	1:D:81:THR:CG2	2.50	0.41
1:D:495:GLN:O	1:D:498:LYS:NZ	2.37	0.41
1:X:83:GLN:O	1:X:83:GLN:HG3	2.20	0.41
1:X:180:HIS:NE2	1:X:216:PRO:HB3	2.34	0.41
1:X:352:LEU:HB3	1:X:356:TYR:HB2	2.03	0.41
1:C:45:TRP:CE2	1:C:108:GLN:HB2	2.55	0.41
1:X:243:MET:O	1:X:244:ALA:HB2	2.21	0.41
1:X:500:LYS:HA	4:X:520:HOH:O	2.20	0.41
1:O:112:ILE:HD13	1:O:143:ARG:HB3	2.02	0.41
1:C:156:ALA:HB2	1:C:161:LEU:HD12	2.03	0.41
1:X:404:ILE:HA	4:X:538:HOH:O	2.20	0.41
1:O:144:TRP:O	1:O:148:ASN:ND2	2.53	0.41
1:C:309:VAL:CG1	1:C:313:ALA:HB2	2.49	0.41
1:D:397:LYS:HB2	1:D:402:ILE:O	2.20	0.41
1:X:273:VAL:HG22	1:X:304:GLU:HG3	2.02	0.41
1:X:433:ARG:HD2	1:X:437:LEU:HD21	2.03	0.41
1:X:497:PHE:CD1	1:X:497:PHE:C	2.94	0.41
1:D:333:LEU:HD23	1:D:333:LEU:HA	1.98	0.41
1:X:460:GLU:O	1:X:460:GLU:HG2	2.20	0.41
1:O:172:TRP:CD2	1:O:177:GLY:HA2	2.55	0.41
1:C:89:VAL:HA	1:C:162:LEU:O	2.20	0.41
1:C:234:TYR:CB	1:D:234:TYR:HB2	2.50	0.41
1:X:264:ASN:OD1	1:X:272:ILE:HD13	2.20	0.41
1:X:314:ILE:HD11	1:X:382:LEU:HD23	2.02	0.41
1:X:330:SER:HB3	1:X:382:LEU:HD11	2.03	0.41
1:C:18:ARG:CZ	1:C:441:ALA:CB	2.85	0.41
1:C:80:ILE:O	1:C:243:MET:HA	2.21	0.41
1:C:122:THR:HA	1:C:133:ILE:HD11	2.02	0.41

Continued on next page...

Continued from previous page...

Atom-1	Atom-2	Interatomic distance (Å)	Clash overlap (Å)
1:X:386:ALA:HA	1:X:423:GLN:NE2	2.35	0.41
1:O:24:ARG:HE	1:O:24:ARG:HB2	1.64	0.41
1:O:181:VAL:HG21	1:O:219:LYS:HD2	2.03	0.41
1:O:344:TYR:CZ	1:O:486:GLY:HA3	2.56	0.41
1:C:20:ILE:HD12	1:C:20:ILE:N	2.36	0.41
1:C:426:ILE:HD13	1:C:426:ILE:HA	1.93	0.41
1:D:80:ILE:O	1:D:243:MET:HA	2.21	0.41
1:D:83:GLN:HA	1:D:246:ASP:OD2	2.20	0.41
1:C:85:GLU:HB2	1:C:104:TRP:HB3	2.04	0.40
1:C:234:TYR:CB	1:D:234:TYR:CB	2.99	0.40
1:D:262:ILE:HG21	1:D:404:ILE:CG2	2.50	0.40
1:O:11:ASP:HA	1:O:81:THR:HG23	2.03	0.40
1:O:110:SER:N	1:O:111:PRO:CD	2.85	0.40
1:O:196:HIS:HE1	4:O:546:HOH:O	2.03	0.40
1:C:304:GLU:HG2	1:C:305:GLY:N	2.36	0.40
1:D:10:ILE:HD12	1:D:80:ILE:CD1	2.51	0.40
1:X:472:THR:HG23	1:X:473:PRO:HD2	2.03	0.40
1:O:229:ARG:O	1:O:232:GLU:HB2	2.21	0.40
1:C:358:ASP:OD1	1:C:358:ASP:C	2.60	0.40
1:D:436:ASN:OD1	1:D:438:GLU:CG	2.69	0.40
1:O:266:TYR:CB	1:O:413:ALA:HB3	2.47	0.40
1:C:241:ALA:HB1	1:C:451:ALA:HB3	2.03	0.40
1:D:362:ARG:HA	1:D:362:ARG:HD3	1.93	0.40
1:D:386:ALA:HA	1:D:423:GLN:NE2	2.37	0.40

There are no symmetry-related clashes.

5.3 Torsion angles [i](#)

5.3.1 Protein backbone [i](#)

In the following table, the Percentiles column shows the percent Ramachandran outliers of the chain as a percentile score with respect to all X-ray entries followed by that with respect to entries of similar resolution.

The Analysed column shows the number of residues for which the backbone conformation was analysed, and the total number of residues.

Mol	Chain	Analysed	Favoured	Allowed	Outliers	Percentiles
1	C	498/506 (98%)	465 (93%)	29 (6%)	4 (1%)	19 29

Continued on next page...

Continued from previous page...

Mol	Chain	Analysed	Favoured	Allowed	Outliers	Percentiles	
1	D	497/506 (98%)	450 (90%)	32 (6%)	15 (3%)	4	5
1	O	498/506 (98%)	462 (93%)	29 (6%)	7 (1%)	11	16
1	X	497/506 (98%)	452 (91%)	33 (7%)	12 (2%)	6	7
All	All	1990/2024 (98%)	1829 (92%)	123 (6%)	38 (2%)	8	11

All (38) Ramachandran outliers are listed below:

Mol	Chain	Res	Type
1	X	232	GLU
1	X	281	GLN
1	O	285	ASN
1	C	230	SER
1	D	230	SER
1	D	236	SER
1	D	237	GLU
1	D	283	SER
1	D	499	PHE
1	X	18	ARG
1	X	230	SER
1	X	458	LEU
1	X	469	GLN
1	O	4	LYS
1	O	416	ASN
1	O	437	LEU
1	X	4	LYS
1	X	283	SER
1	X	460	GLU
1	O	339	GLY
1	O	456	LYS
1	C	285	ASN
1	D	284	ASP
1	D	285	ASN
1	D	500	LYS
1	O	231	TYR
1	C	150	GLU
1	C	233	PHE
1	D	212	SER
1	D	231	TYR
1	D	456	LYS
1	X	86	THR
1	X	176	ASP

Continued on next page...

Continued from previous page...

Mol	Chain	Res	Type
1	D	139	ALA
1	D	152	ALA
1	X	280	PRO
1	D	66	ILE
1	D	280	PRO

5.3.2 Protein sidechains [i](#)

In the following table, the Percentiles column shows the percent sidechain outliers of the chain as a percentile score with respect to all X-ray entries followed by that with respect to entries of similar resolution.

The Analysed column shows the number of residues for which the sidechain conformation was analysed, and the total number of residues.

Mol	Chain	Analysed	Rotameric	Outliers	Percentiles
1	C	404/410 (98%)	395 (98%)	9 (2%)	52 70
1	D	404/410 (98%)	388 (96%)	16 (4%)	31 47
1	O	404/410 (98%)	387 (96%)	17 (4%)	30 45
1	X	402/410 (98%)	391 (97%)	11 (3%)	44 63
All	All	1614/1640 (98%)	1561 (97%)	53 (3%)	38 54

All (53) residues with a non-rotameric sidechain are listed below:

Mol	Chain	Res	Type
1	X	12	GLN
1	X	18	ARG
1	X	100	ASN
1	X	229	ARG
1	X	263	LYS
1	X	303	LEU
1	X	342	GLU
1	X	370	ARG
1	X	459	ASP
1	X	478	GLU
1	X	497	PHE
1	O	4	LYS
1	O	12	GLN
1	O	24	ARG
1	O	107	ARG
1	O	143	ARG

Continued on next page...

Continued from previous page...

Mol	Chain	Res	Type
1	O	150	GLU
1	O	163	PHE
1	O	263	LYS
1	O	303	LEU
1	O	326	THR
1	O	338	LYS
1	O	340	ASP
1	O	370	ARG
1	O	429	ILE
1	O	437	LEU
1	O	438	GLU
1	O	470	MET
1	C	231	TYR
1	C	254	GLN
1	C	263	LYS
1	C	370	ARG
1	C	416	ASN
1	C	429	ILE
1	C	458	LEU
1	C	460	GLU
1	C	496	THR
1	D	12	GLN
1	D	67	GLU
1	D	98	ILE
1	D	147	ASP
1	D	189	ARG
1	D	248	GLN
1	D	263	LYS
1	D	303	LEU
1	D	340	ASP
1	D	341	ASN
1	D	370	ARG
1	D	404	ILE
1	D	430	ASP
1	D	462	LYS
1	D	466	GLU
1	D	488	LYS

Sometimes sidechains can be flipped to improve hydrogen bonding and reduce clashes. All (53) such sidechains are listed below:

Mol	Chain	Res	Type
1	X	12	GLN

Continued on next page...

Continued from previous page...

Mol	Chain	Res	Type
1	X	83	GLN
1	X	96	GLN
1	X	100	ASN
1	X	126	HIS
1	X	153	GLN
1	X	178	GLN
1	X	180	HIS
1	X	209	ASN
1	X	221	ASN
1	X	315	GLN
1	X	329	GLN
1	X	383	GLN
1	X	423	GLN
1	X	432	GLN
1	O	12	GLN
1	O	96	GLN
1	O	148	ASN
1	O	178	GLN
1	O	180	HIS
1	O	196	HIS
1	O	209	ASN
1	O	221	ASN
1	O	329	GLN
1	O	383	GLN
1	O	423	GLN
1	C	115	GLN
1	C	158	ASN
1	C	178	GLN
1	C	209	ASN
1	C	221	ASN
1	C	254	GLN
1	C	315	GLN
1	C	329	GLN
1	C	383	GLN
1	C	416	ASN
1	C	423	GLN
1	C	482	ASN
1	D	12	GLN
1	D	58	GLN
1	D	82	ASN
1	D	126	HIS
1	D	158	ASN

Continued on next page...

Continued from previous page...

Mol	Chain	Res	Type
1	D	178	GLN
1	D	180	HIS
1	D	186	ASN
1	D	196	HIS
1	D	209	ASN
1	D	221	ASN
1	D	248	GLN
1	D	421	GLN
1	D	423	GLN
1	D	432	GLN

5.3.3 RNA [i](#)

There are no RNA molecules in this entry.

5.4 Non-standard residues in protein, DNA, RNA chains [i](#)

There are no non-standard protein/DNA/RNA residues in this entry.

5.5 Carbohydrates [i](#)

There are no monosaccharides in this entry.

5.6 Ligand geometry [i](#)

11 ligands are modelled in this entry.

In the following table, the Counts columns list the number of bonds (or angles) for which Mogul statistics could be retrieved, the number of bonds (or angles) that are observed in the model and the number of bonds (or angles) that are defined in the Chemical Component Dictionary. The Link column lists molecule types, if any, to which the group is linked. The Z score for a bond length (or angle) is the number of standard deviations the observed value is removed from the expected value. A bond length (or angle) with $|Z| > 2$ is considered an outlier worth inspection. RMSZ is the root-mean-square of all Z scores of the bond lengths (or angles).

Mol	Type	Chain	Res	Link	Bond lengths			Bond angles		
					Counts	RMSZ	$\# Z > 2$	Counts	RMSZ	$\# Z > 2$
3	PO4	X	510	-	4,4,4	1.40	0	6,6,6	0.46	0
2	EDO	O	1001	-	3,3,3	0.69	0	2,2,2	0.27	0
3	PO4	X	509	-	4,4,4	1.42	0	6,6,6	0.44	0
3	PO4	D	507	-	4,4,4	1.58	0	6,6,6	0.45	0

Mol	Type	Chain	Res	Link	Bond lengths			Bond angles		
					Counts	RMSZ	# Z > 2	Counts	RMSZ	# Z > 2
2	EDO	X	507	-	3,3,3	0.51	0	2,2,2	0.31	0
3	PO4	C	507	-	4,4,4	1.55	0	6,6,6	0.43	0
2	EDO	C	1002	-	3,3,3	0.55	0	2,2,2	0.24	0
2	EDO	D	1003	-	3,3,3	0.59	0	2,2,2	0.27	0
3	PO4	X	508	-	4,4,4	1.51	0	6,6,6	0.44	0
3	PO4	O	507	-	4,4,4	1.56	0	6,6,6	0.42	0
2	EDO	X	1000	-	3,3,3	0.63	0	2,2,2	0.24	0

In the following table, the Chirals column lists the number of chiral outliers, the number of chiral centers analysed, the number of these observed in the model and the number defined in the Chemical Component Dictionary. Similar counts are reported in the Torsion and Rings columns. '-' means no outliers of that kind were identified.

Mol	Type	Chain	Res	Link	Chirals	Torsions	Rings
2	EDO	O	1001	-	-	1/1/1/1	-
2	EDO	X	507	-	-	1/1/1/1	-
2	EDO	C	1002	-	-	1/1/1/1	-
2	EDO	D	1003	-	-	1/1/1/1	-
2	EDO	X	1000	-	-	1/1/1/1	-

There are no bond length outliers.

There are no bond angle outliers.

There are no chirality outliers.

All (5) torsion outliers are listed below:

Mol	Chain	Res	Type	Atoms
2	X	507	EDO	O1-C1-C2-O2
2	X	1000	EDO	O1-C1-C2-O2
2	O	1001	EDO	O1-C1-C2-O2
2	C	1002	EDO	O1-C1-C2-O2
2	D	1003	EDO	O1-C1-C2-O2

There are no ring outliers.

2 monomers are involved in 2 short contacts:

Mol	Chain	Res	Type	Clashes	Symm-Clashes
2	D	1003	EDO	1	0
2	X	1000	EDO	1	0

5.7 Other polymers [i](#)

There are no such residues in this entry.

5.8 Polymer linkage issues [i](#)

There are no chain breaks in this entry.

6 Fit of model and data

6.1 Protein, DNA and RNA chains

In the following table, the column labelled ‘#RSRZ > 2’ contains the number (and percentage) of RSRZ outliers, followed by percent RSRZ outliers for the chain as percentile scores relative to all X-ray entries and entries of similar resolution. The OWAB column contains the minimum, median, 95th percentile and maximum values of the occupancy-weighted average B-factor per residue. The column labelled ‘Q < 0.9’ lists the number of (and percentage) of residues with an average occupancy less than 0.9.

Mol	Chain	Analysed	<RSRZ>	#RSRZ>2	OWAB(Å ²)	Q<0.9
1	C	500/506 (98%)	-0.11	16 (3%) 47 44	22, 36, 62, 88	0
1	D	499/506 (98%)	0.12	25 (5%) 28 25	26, 44, 73, 100	0
1	O	500/506 (98%)	-0.15	19 (3%) 40 36	21, 33, 60, 84	0
1	X	499/506 (98%)	-0.20	13 (2%) 56 52	19, 33, 63, 82	0
All	All	1998/2024 (98%)	-0.09	73 (3%) 41 38	19, 37, 65, 100	0

All (73) RSRZ outliers are listed below:

Mol	Chain	Res	Type	RSRZ
1	X	231	TYR	7.3
1	D	285	ASN	5.7
1	X	282	LEU	5.6
1	O	2	ALA	5.5
1	D	236	SER	5.1
1	C	234	TYR	5.0
1	X	235	GLY	4.8
1	D	465	ALA	4.6
1	C	231	TYR	4.6
1	O	282	LEU	4.5
1	D	402	ILE	4.4
1	C	285	ASN	4.3
1	C	467	GLU	4.3
1	D	466	GLU	4.2
1	O	236	SER	4.1
1	D	235	GLY	4.0
1	O	478	GLU	3.7
1	O	437	LEU	3.7
1	C	230	SER	3.7
1	O	235	GLY	3.6
1	O	501	ALA	3.5

Continued on next page...

Continued from previous page...

Mol	Chain	Res	Type	RSRZ
1	D	154	GLU	3.4
1	D	467	GLU	3.4
1	X	18	ARG	3.4
1	O	465	ALA	3.3
1	X	236	SER	3.2
1	C	236	SER	3.2
1	O	340	ASP	3.1
1	X	466	GLU	3.1
1	C	437	LEU	3.1
1	D	231	TYR	3.0
1	D	18	ARG	3.0
1	D	501	ALA	3.0
1	D	435	ALA	2.9
1	X	234	TYR	2.9
1	C	235	GLY	2.9
1	O	463	SER	2.9
1	O	402	ILE	2.9
1	D	127	GLU	2.8
1	X	501	ALA	2.8
1	O	467	GLU	2.8
1	C	18	ARG	2.8
1	C	402	ILE	2.8
1	D	96	GLN	2.7
1	X	325	GLU	2.7
1	D	438	GLU	2.7
1	O	403	ASP	2.7
1	X	340	ASP	2.7
1	O	150	GLU	2.7
1	O	466	GLU	2.6
1	O	285	ASN	2.6
1	C	403	ASP	2.6
1	O	436	ASN	2.5
1	C	3	GLU	2.4
1	D	258	GLU	2.4
1	D	199	GLU	2.3
1	D	478	GLU	2.3
1	D	360	GLU	2.3
1	C	158	ASN	2.2
1	O	338	LYS	2.2
1	D	234	TYR	2.2
1	X	150	GLU	2.2
1	D	398	LYS	2.2

Continued on next page...

Continued from previous page...

Mol	Chain	Res	Type	RSRZ
1	C	466	GLU	2.2
1	D	462	LYS	2.2
1	C	282	LEU	2.1
1	X	229	ARG	2.1
1	X	469	GLN	2.1
1	C	465	ALA	2.1
1	D	428	ASP	2.1
1	D	203	GLU	2.1
1	D	282	LEU	2.0
1	O	18	ARG	2.0

6.2 Non-standard residues in protein, DNA, RNA chains [i](#)

There are no non-standard protein/DNA/RNA residues in this entry.

6.3 Carbohydrates [i](#)

There are no monosaccharides in this entry.

6.4 Ligands [i](#)

In the following table, the Atoms column lists the number of modelled atoms in the group and the number defined in the chemical component dictionary. The B-factors column lists the minimum, median, 95th percentile and maximum values of B factors of atoms in the group. The column labelled 'Q<0.9' lists the number of atoms with occupancy less than 0.9.

Mol	Type	Chain	Res	Atoms	RSCC	RSR	B-factors(Å ²)	Q<0.9
3	PO4	X	509	5/5	0.78	0.32	52,56,74,75	0
2	EDO	X	507	4/4	0.79	0.17	50,67,68,69	0
3	PO4	X	510	5/5	0.84	0.35	57,59,68,72	0
2	EDO	X	1000	4/4	0.93	0.38	27,28,34,36	0
3	PO4	X	508	5/5	0.93	0.16	58,59,64,66	0
2	EDO	D	1003	4/4	0.94	0.23	29,37,39,44	0
3	PO4	O	507	5/5	0.94	0.18	42,44,54,54	0
2	EDO	C	1002	4/4	0.96	0.25	20,22,22,28	0
2	EDO	O	1001	4/4	0.96	0.30	22,22,23,27	0
3	PO4	C	507	5/5	0.96	0.21	38,42,50,50	0
3	PO4	D	507	5/5	0.96	0.13	50,56,60,63	0

6.5 Other polymers [i](#)

There are no such residues in this entry.