



Full wwPDB X-ray Structure Validation Report ⓘ

May 25, 2020 – 08:12 am BST

PDB ID : 3FMV
Title : Crystal structure of the serine phosphatase of RNA polymerase II CTD (SSU72 superfamily) from *Drosophila melanogaster*. Monoclinic crystal form. Northeast Structural Genomics Consortium target FR253.
Authors : Kuzin, A.P.; Chen, Y.; Seetharaman, J.; Forouhar, F.; Chinag, Y.; Fang, Y.; Cunningham, K.; Ma, L.-C.; Xiao, R.; Liu, J.; Baran, M.C.; Acton, T.B.; Rost, B.; Montelione, G.T.; Hunt, J.F.; Tong, L.; Northeast Structural Genomics Consortium (NESG)
Deposited on : 2008-12-22
Resolution : 3.31 Å(reported)

This is a Full wwPDB X-ray Structure Validation Report for a publicly released PDB entry.

We welcome your comments at validation@mail.wwpdb.org

A user guide is available at

<https://www.wwpdb.org/validation/2017/XrayValidationReportHelp>

with specific help available everywhere you see the ⓘ symbol.

The following versions of software and data (see [references ⓘ](#)) were used in the production of this report:

MolProbity : 4.02b-467
Mogul : 1.8.5 (274361), CSD as541be (2020)
Xtriage (Phenix) : 1.13
EDS : 2.11
Percentile statistics : 20191225.v01 (using entries in the PDB archive December 25th 2019)
Refmac : 5.8.0158
CCP4 : 7.0.044 (Gargrove)
Ideal geometry (proteins) : Engh & Huber (2001)
Ideal geometry (DNA, RNA) : Parkinson et al. (1996)
Validation Pipeline (wwPDB-VP) : 2.11

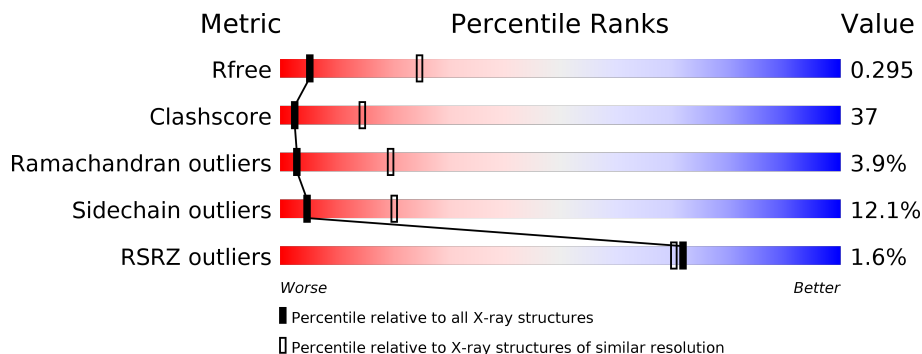
1 Overall quality at a glance i

The following experimental techniques were used to determine the structure:

X-RAY DIFFRACTION

The reported resolution of this entry is 3.31 Å.

Percentile scores (ranging between 0-100) for global validation metrics of the entry are shown in the following graphic. The table shows the number of entries on which the scores are based.





Metric	Whole archive (#Entries)	Similar resolution (#Entries, resolution range(Å))
R_{free}	130704	1089 (3.36-3.28)
Clashscore	141614	1137 (3.36-3.28)
Ramachandran outliers	138981	1115 (3.36-3.28)
Sidechain outliers	138945	1114 (3.36-3.28)
RSRZ outliers	127900	1059 (3.36-3.28)

The table below summarises the geometric issues observed across the polymeric chains and their fit to the electron density. The red, orange, yellow and green segments on the lower bar indicate the fraction of residues that contain outliers for ≥ 3 , 2, 1 and 0 types of geometric quality criteria respectively. A grey segment represents the fraction of residues that are not modelled. The numeric value for each fraction is indicated below the corresponding segment, with a dot representing fractions $\leq 5\%$. The upper red bar (where present) indicates the fraction of residues that have poor fit to the electron density. The numeric value is given above the bar.

Mol	Chain	Length	Quality of chain
1	A	195	
1	B	195	
1	C	195	
1	D	195	
1	E	195	
1	F	195	

Continued on next page...

Continued from previous page...

Mol	Chain	Length	Quality of chain
1	G	195	 <p>3% 46% 45% 6% . .</p>
1	H	195	 <p>43% 48% 6% . .</p>

2 Entry composition [i](#)

There is only 1 type of molecule in this entry. The entry contains 12432 atoms, of which 0 are hydrogens and 0 are deuteriums.

In the tables below, the ZeroOcc column contains the number of atoms modelled with zero occupancy, the AltConf column contains the number of residues with at least one atom in alternate conformation and the Trace column contains the number of residues modelled with at most 2 atoms.

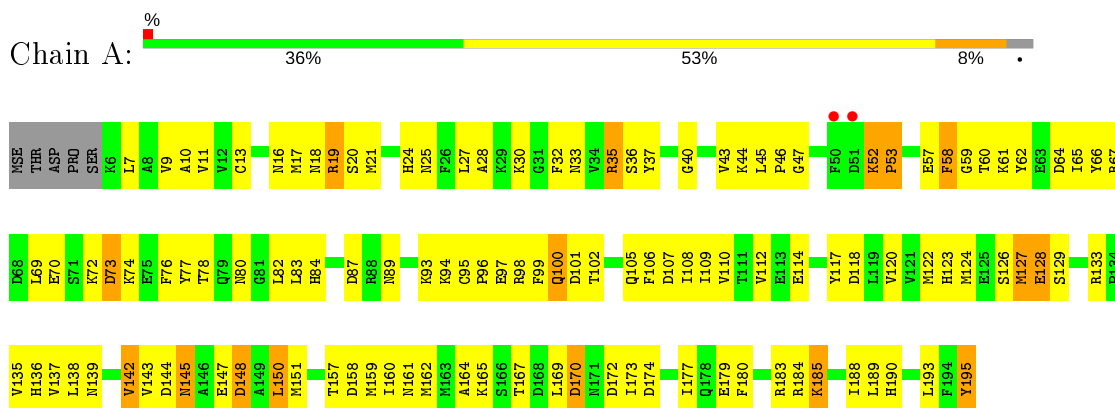
- Molecule 1 is a protein called Serine phosphatase of RNA polymerase II CTD.

Mol	Chain	Residues	Atoms						ZeroOcc	AltConf	Trace
			Total	C	N	O	S	Se			
1	A	190	1554	975	268	298	2	11	0	0	0
1	B	190	1554	975	268	298	2	11	0	0	0
1	C	190	1554	975	268	298	2	11	0	0	0
1	D	190	1554	975	268	298	2	11	0	0	0
1	E	190	1554	975	268	298	2	11	0	0	0
1	F	190	1554	975	268	298	2	11	0	0	0
1	G	190	1554	975	268	298	2	11	0	0	0
1	H	190	1554	975	268	298	2	11	0	0	0

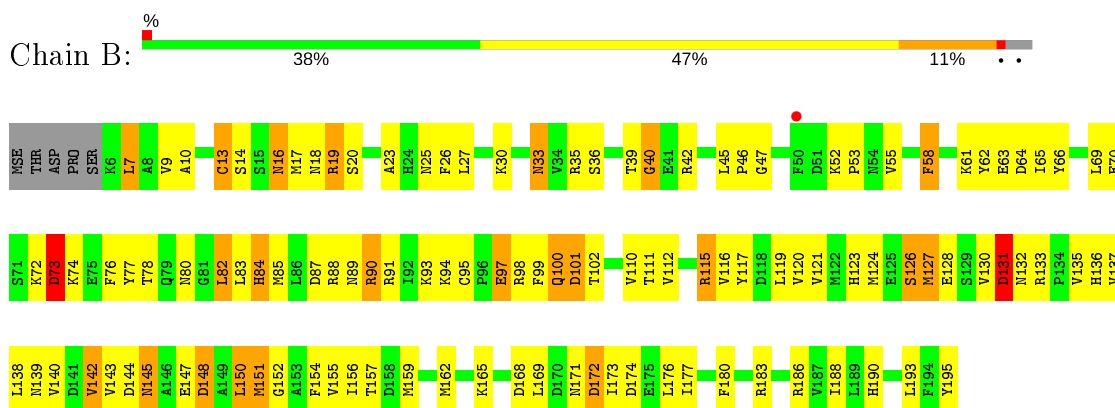
3 Residue-property plots [i](#)

These plots are drawn for all protein, RNA and DNA chains in the entry. The first graphic for a chain summarises the proportions of the various outlier classes displayed in the second graphic. The second graphic shows the sequence view annotated by issues in geometry and electron density. Residues are color-coded according to the number of geometric quality criteria for which they contain at least one outlier: green = 0, yellow = 1, orange = 2 and red = 3 or more. A red dot above a residue indicates a poor fit to the electron density ($RSRZ > 2$). Stretches of 2 or more consecutive residues without any outlier are shown as a green connector. Residues present in the sample, but not in the model, are shown in grey.

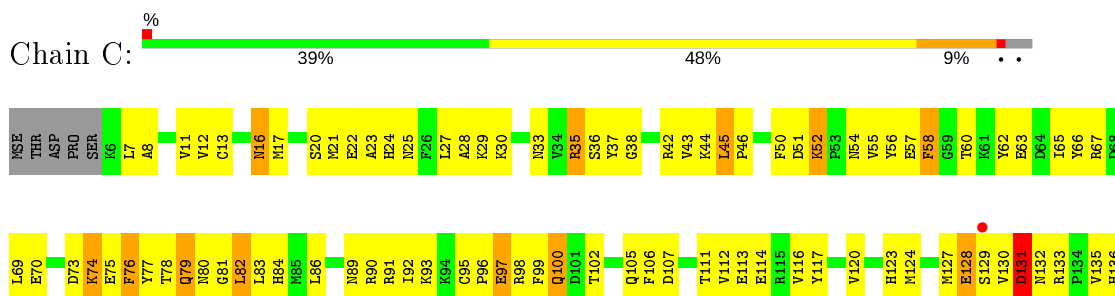
- Molecule 1: Serine phosphatase of RNA polymerase II CTD



- Molecule 1: Serine phosphatase of RNA polymerase II CTD



- Molecule 1: Serine phosphatase of RNA polymerase II CTD

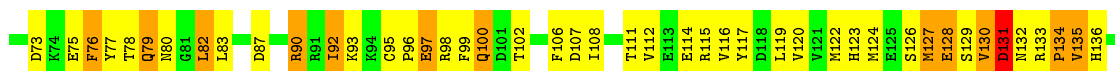





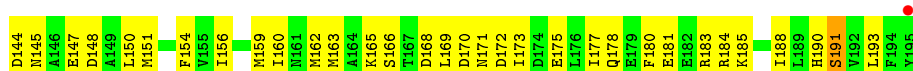
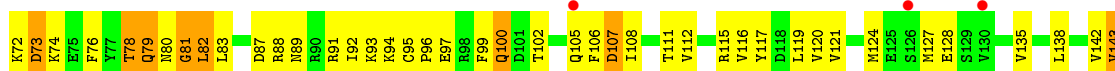
• Molecule 1: Serine phosphatase of RNA polymerase II CTD



• Molecule 1: Serine phosphatase of RNA polymerase II CTD

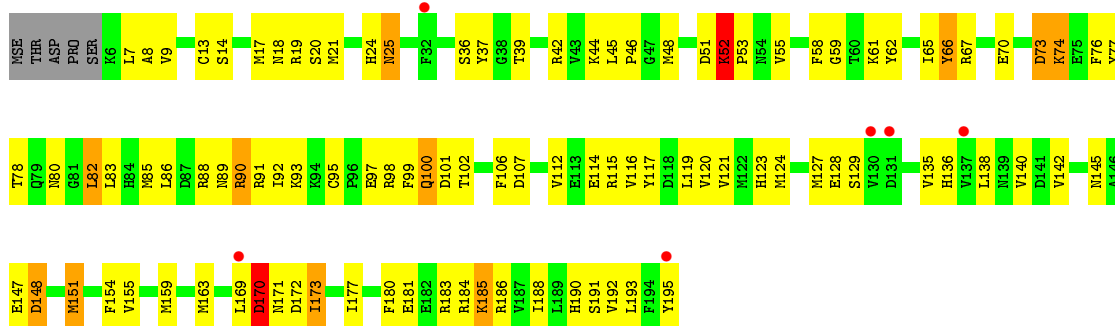


• Molecule 1: Serine phosphatase of RNA polymerase II CTD



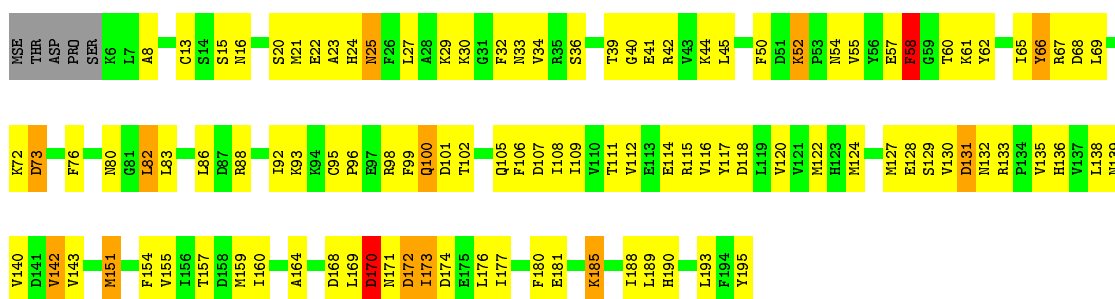
• Molecule 1: Serine phosphatase of RNA polymerase II CTD





• Molecule 1: Serine phosphatase of RNA polymerase II CTD

Chain H: 43% 48% 6% . . .



4 Data and refinement statistics

Property	Value	Source
Space group	P 1 21 1	Depositor
Cell constants a, b, c, α , β , γ	61.98Å 99.00Å 158.12Å 90.00° 90.87° 90.00°	Depositor
Resolution (Å)	19.93 – 3.31 30.12 – 3.31	Depositor EDS
% Data completeness (in resolution range)	87.5 (19.93-3.31) 93.2 (30.12-3.31)	Depositor EDS
R_{merge}	0.12	Depositor
R_{sym}	(Not available)	Depositor
$\langle I/\sigma(I) \rangle$ ¹	3.73 (at 3.31Å)	Xtrriage
Refinement program	CNS 1.2	Depositor
R, R_{free}	0.228 , 0.280 0.245 , 0.295	Depositor DCC
R_{free} test set	2701 reflections (4.93%)	wwPDB-VP
Wilson B-factor (Å ²)	70.5	Xtrriage
Anisotropy	0.390	Xtrriage
Bulk solvent k_{sol} (e/Å ³), B_{sol} (Å ²)	0.28 , 14.1	EDS
L-test for twinning ²	$\langle L \rangle = 0.48$, $\langle L^2 \rangle = 0.30$	Xtrriage
Estimated twinning fraction	0.117 for h,-k,-l	Xtrriage
F_o, F_c correlation	0.90	EDS
Total number of atoms	12432	wwPDB-VP
Average B, all atoms (Å ²)	82.0	wwPDB-VP

Xtrriage's analysis on translational NCS is as follows: *The largest off-origin peak in the Patterson function is 3.56% of the height of the origin peak. No significant pseudotranslation is detected.*

¹Intensities estimated from amplitudes.

²Theoretical values of $\langle |L| \rangle$, $\langle L^2 \rangle$ for acentric reflections are 0.5, 0.333 respectively for untwinned datasets, and 0.375, 0.2 for perfectly twinned datasets.

5 Model quality

5.1 Standard geometry

The Z score for a bond length (or angle) is the number of standard deviations the observed value is removed from the expected value. A bond length (or angle) with $|Z| > 5$ is considered an outlier worth inspection. RMSZ is the root-mean-square of all Z scores of the bond lengths (or angles).

Mol	Chain	Bond lengths		Bond angles	
		RMSZ	# Z >5	RMSZ	# Z >5
1	A	0.59	0/1568	0.85	0/2088
1	B	0.58	0/1568	0.82	1/2088 (0.0%)
1	C	0.60	0/1568	0.80	0/2088
1	D	0.51	0/1568	0.73	0/2088
1	E	0.60	0/1568	0.83	0/2088
1	F	0.48	0/1568	0.70	0/2088
1	G	0.54	0/1568	0.72	0/2088
1	H	0.54	0/1568	0.78	0/2088
All	All	0.56	0/12544	0.78	1/16704 (0.0%)

Chiral center outliers are detected by calculating the chiral volume of a chiral center and verifying if the center is modelled as a planar moiety or with the opposite hand. A planarity outlier is detected by checking planarity of atoms in a peptide group, atoms in a mainchain group or atoms of a sidechain that are expected to be planar.

Mol	Chain	#Chirality outliers	#Planarity outliers
1	C	0	1
1	E	0	1
All	All	0	2

There are no bond length outliers.

All (1) bond angle outliers are listed below:

Mol	Chain	Res	Type	Atoms	Z	Observed(°)	Ideal(°)
1	B	13	CYS	CA-CB-SG	6.02	124.84	114.00

There are no chirality outliers.

All (2) planarity outliers are listed below:

Mol	Chain	Res	Type	Group
1	C	37	TYR	Sidechain
1	E	66	TYR	Sidechain

5.2 Too-close contacts

In the following table, the Non-H and H(model) columns list the number of non-hydrogen atoms and hydrogen atoms in the chain respectively. The H(added) column lists the number of hydrogen atoms added and optimized by MolProbity. The Clashes column lists the number of clashes within the asymmetric unit, whereas Symm-Clashes lists symmetry related clashes.

Mol	Chain	Non-H	H(model)	H(added)	Clashes	Symm-Clashes
1	A	1554	0	1529	131	0
1	B	1554	0	1529	125	0
1	C	1554	0	1529	132	0
1	D	1554	0	1529	106	0
1	E	1554	0	1529	131	0
1	F	1554	0	1529	98	0
1	G	1554	0	1529	99	0
1	H	1554	0	1529	113	0
All	All	12432	0	12232	903	0

The all-atom clashscore is defined as the number of clashes found per 1000 atoms (including hydrogen atoms). The all-atom clashscore for this structure is 37.

All (903) close contacts within the same asymmetric unit are listed below, sorted by their clash magnitude.

Atom-1	Atom-2	Interatomic distance (Å)	Clash overlap (Å)
1:G:100:GLN:NE2	1:G:100:GLN:H	1.53	1.04
1:E:51:ASP:O	1:E:52:LYS:HE3	1.56	1.04
1:C:100:GLN:N	1:C:100:GLN:HE21	1.59	0.99
1:C:13:CYS:SG	1:C:20:SER:HB2	2.01	0.99
1:D:100:GLN:NE2	1:D:100:GLN:H	1.61	0.99
1:B:100:GLN:N	1:B:100:GLN:HE21	1.62	0.98
1:F:78:THR:HG23	1:F:83:LEU:HD12	1.46	0.98
1:G:100:GLN:HE21	1:G:100:GLN:N	1.62	0.96
1:F:100:GLN:H	1:F:100:GLN:NE2	1.62	0.96
1:D:100:GLN:HE21	1:D:100:GLN:N	1.62	0.96
1:A:57:GLU:HG2	1:A:59:GLY:H	1.30	0.95
1:A:100:GLN:HE21	1:A:100:GLN:H	1.11	0.95
1:E:115:ARG:O	1:E:119:LEU:HD13	1.66	0.94
1:F:61:LYS:HE3	1:F:94:LYS:HE3	1.47	0.94
1:C:21:MSE:HE3	1:C:92:ILE:HD12	1.47	0.94
1:D:78:THR:HG22	1:D:83:LEU:HD12	1.49	0.93
1:H:112:VAL:HB	1:H:142:VAL:HG13	1.49	0.92
1:F:100:GLN:HE21	1:F:100:GLN:N	1.67	0.92
1:B:100:GLN:NE2	1:B:100:GLN:H	1.67	0.92

Continued on next page...

Continued from previous page...

Atom-1	Atom-2	Interatomic distance (Å)	Clash overlap (Å)
1:B:61:LYS:O	1:B:65:ILE:HD13	1.71	0.91
1:C:100:GLN:NE2	1:C:100:GLN:H	1.67	0.90
1:E:130:VAL:HG23	1:E:131:ASP:H	1.36	0.89
1:A:45:LEU:HD23	1:A:82:LEU:HD12	1.51	0.89
1:D:112:VAL:HB	1:D:142:VAL:CG1	2.03	0.89
1:F:61:LYS:HA	1:F:95:CYS:HB3	1.54	0.89
1:B:90:ARG:HH11	1:B:90:ARG:HB2	1.35	0.88
1:F:100:GLN:H	1:F:100:GLN:HE21	0.91	0.87
1:G:78:THR:HG23	1:G:83:LEU:HD12	1.56	0.87
1:F:61:LYS:HA	1:F:95:CYS:CB	2.05	0.86
1:E:99:PHE:O	1:E:102:THR:HG22	1.76	0.86
1:A:100:GLN:NE2	1:A:100:GLN:H	1.72	0.86
1:A:61:LYS:HB2	1:A:64:ASP:OD2	1.75	0.85
1:E:67:ARG:NH1	1:E:67:ARG:HB2	1.91	0.85
1:F:57:GLU:O	1:F:60:THR:HG23	1.77	0.85
1:B:112:VAL:HB	1:B:142:VAL:CG1	2.06	0.85
1:A:112:VAL:HB	1:A:142:VAL:CG1	2.07	0.84
1:E:159:MSE:HE1	1:E:188:ILE:HD13	1.57	0.84
1:G:99:PHE:CE2	1:G:120:VAL:HG13	2.13	0.84
1:A:112:VAL:HB	1:A:142:VAL:HG13	1.60	0.84
1:A:73:ASP:HB3	1:A:76:PHE:HB3	1.58	0.84
1:E:100:GLN:H	1:E:100:GLN:NE2	1.75	0.84
1:B:73:ASP:HB3	1:B:76:PHE:HB3	1.60	0.83
1:E:61:LYS:HA	1:E:95:CYS:HB3	1.57	0.83
1:C:45:LEU:HD23	1:C:82:LEU:HD12	1.61	0.83
1:B:87:ASP:O	1:B:90:ARG:HG2	1.79	0.82
1:C:99:PHE:O	1:C:102:THR:HG22	1.77	0.82
1:B:112:VAL:HB	1:B:142:VAL:HG13	1.61	0.82
1:H:100:GLN:H	1:H:100:GLN:HE21	1.25	0.82
1:B:78:THR:HG22	1:B:83:LEU:HD12	1.60	0.82
1:C:113:GLU:HB3	1:C:116:VAL:HG23	1.60	0.81
1:C:155:VAL:HG22	1:C:184:ARG:HH12	1.44	0.81
1:H:80:ASN:OD1	1:H:82:LEU:HB2	1.81	0.80
1:D:159:MSE:HE1	1:D:188:ILE:HG12	1.64	0.80
1:C:159:MSE:HB2	1:C:180:PHE:CZ	2.17	0.80
1:F:73:ASP:HB3	1:F:76:PHE:HB3	1.61	0.80
1:E:127:MSE:H	1:E:127:MSE:SE	2.14	0.79
1:B:45:LEU:HD23	1:B:82:LEU:CD1	2.12	0.79
1:D:99:PHE:O	1:D:102:THR:HG22	1.82	0.78
1:G:85:MSE:HG3	1:G:88:ARG:NH2	1.99	0.78
1:B:33:ASN:HD22	1:B:33:ASN:C	1.87	0.78

Continued on next page...

Continued from previous page...

Atom-1	Atom-2	Interatomic distance (Å)	Clash overlap (Å)
1:C:13:CYS:SG	1:C:20:SER:CB	2.72	0.78
1:H:107:ASP:C	1:H:108:ILE:HD12	2.04	0.78
1:F:7:LEU:HB2	1:F:107:ASP:OD2	1.83	0.78
1:C:100:GLN:HE21	1:C:100:GLN:H	0.81	0.78
1:A:7:LEU:H	1:A:7:LEU:HD23	1.49	0.77
1:D:111:THR:HG21	1:D:117:TYR:HA	1.67	0.77
1:G:100:GLN:HE21	1:G:100:GLN:H	0.79	0.77
1:B:7:LEU:HD23	1:B:7:LEU:H	1.50	0.77
1:E:67:ARG:HH11	1:E:67:ARG:CG	1.98	0.77
1:B:66:TYR:CD1	1:B:83:LEU:HD22	2.20	0.76
1:A:106:PHE:HB2	1:A:109:ILE:HD11	1.67	0.76
1:C:111:THR:HG21	1:C:117:TYR:HA	1.66	0.75
1:D:67:ARG:HG3	1:D:67:ARG:HH11	1.49	0.75
1:B:99:PHE:O	1:B:102:THR:HG22	1.87	0.75
1:B:80:ASN:OD1	1:B:82:LEU:HD23	1.85	0.75
1:G:99:PHE:O	1:G:102:THR:HG22	1.86	0.75
1:D:73:ASP:HB3	1:D:76:PHE:HB3	1.69	0.75
1:A:100:GLN:HE21	1:A:100:GLN:N	1.84	0.75
1:A:120:VAL:O	1:A:124:MSE:HG2	1.86	0.75
1:A:78:THR:CG2	1:A:83:LEU:HD12	2.16	0.74
1:C:116:VAL:O	1:C:120:VAL:HG23	1.87	0.74
1:H:107:ASP:HB2	1:H:108:ILE:HD12	1.70	0.74
1:D:100:GLN:HE21	1:D:100:GLN:H	0.81	0.74
1:B:61:LYS:CE	1:B:94:LYS:HE3	2.18	0.74
1:E:24:HIS:HD2	1:E:36:SER:OG	1.71	0.74
1:A:99:PHE:O	1:A:102:THR:HG22	1.87	0.73
1:C:45:LEU:N	1:C:45:LEU:HD12	2.03	0.73
1:D:78:THR:CG2	1:D:83:LEU:HD12	2.19	0.73
1:B:150:LEU:HD23	1:B:150:LEU:H	1.53	0.73
1:A:67:ARG:HH11	1:A:67:ARG:HG3	1.52	0.73
1:H:112:VAL:HB	1:H:142:VAL:CG1	2.19	0.73
1:D:112:VAL:HB	1:D:142:VAL:HG13	1.69	0.72
1:B:117:TYR:O	1:B:121:VAL:HG23	1.90	0.72
1:C:183:ARG:HG3	1:C:183:ARG:HH11	1.55	0.72
1:B:90:ARG:HB2	1:B:90:ARG:NH1	2.05	0.72
1:F:51:ASP:O	1:F:52:LYS:HE3	1.90	0.72
1:F:13:CYS:SG	1:F:20:SER:HB2	2.30	0.71
1:E:112:VAL:HB	1:E:142:VAL:HG13	1.72	0.71
1:B:151:MSE:HE2	1:B:151:MSE:O	1.89	0.71
1:F:61:LYS:CE	1:F:94:LYS:HE3	2.18	0.71
1:G:13:CYS:SG	1:G:20:SER:HB2	2.30	0.71

Continued on next page...

Continued from previous page...

Atom-1	Atom-2	Interatomic distance (Å)	Clash overlap (Å)
1:C:67:ARG:HH22	1:D:189:LEU:HD13	1.56	0.71
1:D:159:MSE:HE3	1:D:180:PHE:CD2	2.26	0.71
1:F:66:TYR:HE1	1:F:83:LEU:HB3	1.53	0.71
1:G:8:ALA:O	1:G:106:PHE:HB3	1.90	0.71
1:B:7:LEU:HD23	1:B:7:LEU:N	2.05	0.70
1:C:73:ASP:HB3	1:C:76:PHE:HB3	1.71	0.70
1:G:99:PHE:HE2	1:G:120:VAL:HG13	1.56	0.70
1:A:159:MSE:HE1	1:A:188:ILE:HG12	1.72	0.70
1:B:100:GLN:HE21	1:B:100:GLN:H	0.81	0.70
1:D:72:LYS:O	1:D:74:LYS:N	2.25	0.70
1:G:78:THR:CG2	1:G:83:LEU:HD12	2.21	0.70
1:C:112:VAL:HB	1:C:142:VAL:HG13	1.74	0.70
1:E:111:THR:HG21	1:E:117:TYR:HA	1.71	0.70
1:F:13:CYS:SG	1:F:20:SER:CB	2.79	0.70
1:C:162:MSE:CE	1:C:183:ARG:HH21	2.05	0.70
1:C:159:MSE:HB2	1:C:180:PHE:CE2	2.27	0.70
1:F:67:ARG:HH11	1:F:67:ARG:HG3	1.56	0.69
1:A:66:TYR:CD1	1:A:83:LEU:HD22	2.26	0.69
1:F:21:MSE:HE3	1:F:92:ILE:HD12	1.75	0.69
1:F:44:LYS:C	1:F:45:LEU:HD12	2.14	0.69
1:A:158:ASP:CG	1:A:184:ARG:HH21	1.95	0.68
1:C:159:MSE:HE1	1:C:188:ILE:HG21	1.75	0.68
1:E:136:HIS:CD2	1:E:173:ILE:HD13	2.28	0.68
1:E:78:THR:CG2	1:E:83:LEU:HD12	2.23	0.68
1:F:159:MSE:HE1	1:F:188:ILE:HG21	1.75	0.68
1:B:70:GLU:OE2	1:B:74:LYS:HD3	1.93	0.68
1:E:67:ARG:HH11	1:E:67:ARG:HG3	1.58	0.68
1:F:162:MSE:HA	1:F:165:LYS:NZ	2.08	0.68
1:H:100:GLN:H	1:H:100:GLN:NE2	1.92	0.68
1:A:165:LYS:HB2	1:C:151:MSE:HE3	1.76	0.68
1:C:78:THR:CG2	1:C:83:LEU:HD12	2.24	0.68
1:H:108:ILE:HD12	1:H:108:ILE:N	2.09	0.68
1:C:67:ARG:HH11	1:C:67:ARG:HG3	1.59	0.68
1:A:107:ASP:C	1:A:108:ILE:HD12	2.14	0.68
1:B:61:LYS:HA	1:B:95:CYS:HB3	1.76	0.68
1:H:13:CYS:SG	1:H:20:SER:HB2	2.34	0.68
1:H:45:LEU:HD23	1:H:82:LEU:HD11	1.76	0.68
1:B:159:MSE:HE1	1:B:188:ILE:HG12	1.75	0.68
1:F:88:ARG:HA	1:F:91:ARG:HD2	1.76	0.68
1:C:130:VAL:HG23	1:C:131:ASP:N	2.09	0.67
1:B:78:THR:CG2	1:B:83:LEU:HD12	2.23	0.67

Continued on next page...

Continued from previous page...

Atom-1	Atom-2	Interatomic distance (Å)	Clash overlap (Å)
1:D:98:ARG:HD3	1:D:101:ASP:OD2	1.94	0.67
1:H:13:CYS:SG	1:H:20:SER:CB	2.82	0.67
1:C:67:ARG:NH1	1:D:114:GLU:HG3	2.09	0.67
1:E:135:VAL:HG12	1:E:193:LEU:O	1.95	0.67
1:E:184:ARG:O	1:E:186:ARG:HG3	1.95	0.67
1:H:66:TYR:HE1	1:H:83:LEU:HD13	1.58	0.67
1:G:145:ASN:HB3	1:G:148:ASP:HB2	1.77	0.67
1:B:77:TYR:HD1	1:B:80:ASN:HD21	1.39	0.66
1:D:87:ASP:OD1	1:E:167:THR:HG21	1.95	0.66
1:H:61:LYS:HA	1:H:95:CYS:HB3	1.77	0.66
1:D:13:CYS:SG	1:D:20:SER:HB2	2.35	0.66
1:D:151:MSE:O	1:D:155:VAL:HG23	1.95	0.66
1:C:45:LEU:HB3	1:C:46:PRO:HD2	1.78	0.66
1:H:120:VAL:O	1:H:124:MSE:HG2	1.95	0.66
1:A:66:TYR:HD1	1:A:83:LEU:HD22	1.60	0.66
1:B:66:TYR:HD1	1:B:83:LEU:HD22	1.60	0.66
1:A:45:LEU:HD23	1:A:82:LEU:CD1	2.25	0.66
1:D:80:ASN:OD1	1:D:82:LEU:HD23	1.96	0.66
1:F:99:PHE:O	1:F:102:THR:HG22	1.95	0.66
1:F:147:GLU:HG3	1:F:150:LEU:HD12	1.75	0.66
1:H:130:VAL:O	1:H:132:ASN:N	2.29	0.66
1:E:80:ASN:OD1	1:E:82:LEU:HB2	1.95	0.66
1:H:159:MSE:HE1	1:H:188:ILE:HG21	1.78	0.66
1:C:17:MSE:HE3	1:C:43:VAL:HG11	1.78	0.65
1:E:67:ARG:NH1	1:E:67:ARG:CB	2.58	0.65
1:F:159:MSE:HB2	1:F:180:PHE:CE2	2.31	0.65
1:H:67:ARG:HG3	1:H:67:ARG:HH11	1.62	0.65
1:A:188:ILE:HD12	1:A:188:ILE:N	2.11	0.65
1:A:57:GLU:HG2	1:A:59:GLY:N	2.07	0.65
1:C:130:VAL:HG23	1:C:131:ASP:H	1.61	0.65
1:H:105:GLN:HB2	1:H:195:TYR:CZ	2.32	0.65
1:C:159:MSE:HE3	1:C:180:PHE:CD2	2.32	0.65
1:D:66:TYR:HE1	1:D:83:LEU:HD13	1.62	0.65
1:G:21:MSE:HE3	1:G:92:ILE:HD12	1.79	0.65
1:H:133:ARG:HG2	1:H:195:TYR:HB2	1.78	0.65
1:E:7:LEU:HB2	1:E:107:ASP:OD2	1.97	0.65
1:F:120:VAL:O	1:F:124:MSE:HG2	1.96	0.65
1:H:21:MSE:HE3	1:H:92:ILE:HD12	1.78	0.65
1:A:150:LEU:H	1:A:150:LEU:HD23	1.62	0.64
1:C:78:THR:HG22	1:C:83:LEU:HD12	1.79	0.64
1:D:172:ASP:O	1:D:176:LEU:HG	1.97	0.64

Continued on next page...

Continued from previous page...

Atom-1	Atom-2	Interatomic distance (Å)	Clash overlap (Å)
1:E:62:TYR:CE1	1:E:96:PRO:HD3	2.32	0.64
1:A:78:THR:HG23	1:A:83:LEU:HD12	1.77	0.64
1:C:44:LYS:C	1:C:45:LEU:HD12	2.17	0.64
1:F:44:LYS:O	1:F:45:LEU:HD12	1.98	0.64
1:A:27:LEU:HD23	1:A:157:THR:HG23	1.79	0.64
1:F:24:HIS:HD2	1:F:36:SER:OG	1.81	0.64
1:G:8:ALA:HB1	1:G:106:PHE:HD1	1.62	0.64
1:A:151:MSE:HE2	1:A:151:MSE:HA	1.80	0.64
1:B:69:LEU:HD12	1:B:77:TYR:CE2	2.33	0.64
1:H:45:LEU:HD23	1:H:82:LEU:CD1	2.28	0.64
1:H:68:ASP:OD1	1:H:72:LYS:HE2	1.97	0.64
1:B:87:ASP:OD1	1:B:90:ARG:HD3	1.98	0.63
1:E:100:GLN:H	1:E:100:GLN:HE21	1.45	0.63
1:E:185:LYS:C	1:E:186:ARG:HG3	2.18	0.63
1:H:30:LYS:HB3	1:H:32:PHE:CD2	2.33	0.63
1:E:78:THR:HG22	1:E:83:LEU:HD12	1.80	0.63
1:B:61:LYS:HE3	1:B:94:LYS:HE3	1.80	0.63
1:F:60:THR:O	1:F:95:CYS:HB2	1.98	0.63
1:E:133:ARG:HG3	1:E:195:TYR:HB2	1.79	0.63
1:G:24:HIS:HD2	1:G:36:SER:OG	1.81	0.63
1:D:87:ASP:O	1:D:90:ARG:HG3	1.99	0.63
1:F:111:THR:CG2	1:F:120:VAL:HG21	2.28	0.63
1:H:25:ASN:HD21	1:H:29:LYS:HE3	1.64	0.63
1:H:65:ILE:O	1:H:69:LEU:HD23	1.99	0.63
1:E:87:ASP:O	1:E:90:ARG:HG2	1.99	0.63
1:G:116:VAL:O	1:G:120:VAL:HG23	1.99	0.63
1:G:51:ASP:O	1:G:52:LYS:HE3	1.98	0.63
1:A:165:LYS:CE	1:C:151:MSE:HG2	2.29	0.62
1:A:78:THR:HG22	1:A:83:LEU:HD12	1.80	0.62
1:E:107:ASP:O	1:E:108:ILE:HD13	2.00	0.62
1:B:19:ARG:HD3	1:B:143:VAL:O	1.99	0.62
1:B:147:GLU:HG3	1:D:154:PHE:CD1	2.33	0.62
1:E:136:HIS:HD2	1:E:190:HIS:CE1	2.17	0.62
1:E:10:ALA:HA	1:E:35:ARG:O	1.98	0.62
1:F:67:ARG:CG	1:F:67:ARG:HH11	2.12	0.62
1:G:159:MSE:HB2	1:G:180:PHE:CE2	2.33	0.62
1:A:143:VAL:HG12	1:A:145:ASN:H	1.63	0.62
1:F:80:ASN:OD1	1:F:82:LEU:HB2	1.98	0.62
1:H:99:PHE:O	1:H:102:THR:HG22	2.00	0.62
1:B:124:MSE:HE1	1:B:135:VAL:HG11	1.82	0.62
1:C:45:LEU:HD23	1:C:82:LEU:CD1	2.28	0.62

Continued on next page...

Continued from previous page...

Atom-1	Atom-2	Interatomic distance (Å)	Clash overlap (Å)
1:D:151:MSE:HE2	1:D:151:MSE:HA	1.82	0.62
1:D:66:TYR:CD1	1:D:83:LEU:HD22	2.34	0.62
1:C:89:ASN:O	1:C:91:ARG:N	2.33	0.62
1:B:9:VAL:HG12	1:B:10:ALA:N	2.15	0.61
1:A:80:ASN:OD1	1:A:82:LEU:HD23	1.99	0.61
1:D:39:THR:HA	1:D:100:GLN:HE22	1.66	0.61
1:H:169:LEU:HD22	1:H:173:ILE:HB	1.82	0.61
1:F:19:ARG:HD3	1:F:143:VAL:O	2.00	0.61
1:B:131:ASP:HB2	1:B:195:TYR:OXT	2.01	0.61
1:G:115:ARG:O	1:G:119:LEU:HD13	2.00	0.61
1:G:124:MSE:HE1	1:G:135:VAL:HG11	1.82	0.61
1:C:82:LEU:O	1:C:86:LEU:HG	2.01	0.61
1:D:91:ARG:HH21	1:E:167:THR:HG23	1.65	0.61
1:E:75:GLU:HG3	1:E:79:GLN:OE1	2.01	0.61
1:A:147:GLU:OE2	1:H:151:MSE:HE1	2.00	0.60
1:B:39:THR:HA	1:B:100:GLN:HE22	1.66	0.60
1:B:7:LEU:N	1:B:7:LEU:CD2	2.64	0.60
1:D:169:LEU:HD11	1:D:173:ILE:HD12	1.83	0.60
1:G:13:CYC:SG	1:G:20:SER:CB	2.89	0.60
1:C:136:HIS:CD2	1:C:173:ILE:HD13	2.37	0.60
1:D:105:GLN:HB2	1:D:195:TYR:CE2	2.36	0.60
1:B:77:TYR:HA	1:B:80:ASN:ND2	2.16	0.60
1:H:159:MSE:HE1	1:H:188:ILE:HD12	1.83	0.60
1:B:33:ASN:ND2	1:B:33:ASN:C	2.55	0.60
1:F:61:LYS:HA	1:F:95:CYC:HB2	1.83	0.60
1:C:42:ARG:HB3	1:C:56:TYR:O	2.02	0.60
1:E:124:MSE:HE1	1:E:135:VAL:HG11	1.84	0.60
1:G:80:ASN:OD1	1:G:82:LEU:HB2	2.02	0.60
1:H:107:ASP:HB2	1:H:108:ILE:CD1	2.32	0.60
1:A:129:SER:HB3	1:A:195:TYR:O	2.02	0.60
1:B:162:MSE:O	1:B:165:LYS:HG2	2.02	0.60
1:H:109:ILE:HD12	1:H:124:MSE:HE2	1.83	0.60
1:B:123:HIS:O	1:B:126:SER:HB3	2.02	0.59
1:D:66:TYR:CE1	1:D:83:LEU:HD22	2.37	0.59
1:G:45:LEU:HB3	1:G:46:PRO:HD2	1.84	0.59
1:H:73:ASP:HB3	1:H:76:PHE:HB3	1.84	0.59
1:E:159:MSE:HG3	1:E:163:MSE:HE3	1.84	0.59
1:A:159:MSE:HE1	1:A:188:ILE:HG21	1.84	0.59
1:A:24:HIS:HD2	1:A:36:SER:HB3	1.68	0.59
1:A:46:PRO:HG2	1:A:82:LEU:HD21	1.85	0.59
1:E:45:LEU:HB3	1:E:46:PRO:HD2	1.85	0.59

Continued on next page...

Continued from previous page...

Atom-1	Atom-2	Interatomic distance (Å)	Clash overlap (Å)
1:H:60:THR:OG1	1:H:65:ILE:HD11	2.02	0.59
1:A:106:PHE:HB2	1:A:109:ILE:CD1	2.32	0.59
1:G:112:VAL:HB	1:G:142:VAL:CG1	2.33	0.59
1:A:136:HIS:CD2	1:A:190:HIS:HE1	2.20	0.59
1:D:105:GLN:HB2	1:D:195:TYR:CZ	2.38	0.59
1:B:145:ASN:ND2	1:B:148:ASP:HB2	2.18	0.58
1:F:175:GLU:O	1:F:178:GLN:HB3	2.03	0.58
1:A:46:PRO:CG	1:A:82:LEU:HD21	2.33	0.58
1:F:13:CYS:SG	1:F:20:SER:HB3	2.44	0.58
1:E:130:VAL:HG23	1:E:131:ASP:N	2.15	0.58
1:G:7:LEU:HB2	1:G:107:ASP:OD2	2.02	0.58
1:D:43:VAL:O	1:D:55:VAL:HG13	2.03	0.58
1:D:159:MSE:CE	1:D:188:ILE:HG12	2.34	0.58
1:H:13:CYS:SG	1:H:20:SER:HB3	2.44	0.58
1:B:121:VAL:HG13	1:B:193:LEU:HD21	1.84	0.58
1:E:143:VAL:C	1:E:145:ASN:H	2.06	0.58
1:C:111:THR:HG22	1:C:120:VAL:HG21	1.86	0.58
1:C:21:MSE:HE1	1:C:92:ILE:HB	1.84	0.58
1:G:112:VAL:HG23	1:G:112:VAL:O	2.04	0.58
1:F:111:THR:HG22	1:F:120:VAL:HG21	1.85	0.57
1:G:184:ARG:HB3	1:G:186:ARG:NH1	2.19	0.57
1:A:159:MSE:CE	1:A:188:ILE:HG12	2.34	0.57
1:A:145:ASN:ND2	1:A:148:ASP:H	2.02	0.57
1:A:124:MSE:CB	1:A:193:LEU:HG	2.34	0.57
1:C:162:MSE:CE	1:C:183:ARG:NH2	2.67	0.57
1:G:173:ILE:HD11	1:G:177:ILE:HD11	1.86	0.57
1:B:151:MSE:CE	1:B:151:MSE:HA	2.34	0.57
1:C:183:ARG:HD2	1:C:184:ARG:HD3	1.85	0.57
1:E:151:MSE:HE2	1:E:154:PHE:HB2	1.86	0.57
1:G:44:LYS:C	1:G:45:LEU:HD12	2.25	0.57
1:C:45:LEU:N	1:C:45:LEU:CD1	2.68	0.57
1:C:51:ASP:O	1:C:52:LYS:HE3	2.04	0.57
1:G:136:HIS:HB3	1:G:190:HIS:CE1	2.38	0.57
1:A:185:LYS:HD2	1:A:185:LYS:N	2.19	0.57
1:H:114:GLU:O	1:H:117:TYR:HB3	2.05	0.57
1:A:44:LYS:HG3	1:A:44:LYS:O	2.04	0.57
1:B:66:TYR:HE1	1:B:83:LEU:HD13	1.70	0.57
1:H:41:GLU:C	1:H:42:ARG:HG3	2.25	0.57
1:A:7:LEU:HD23	1:A:7:LEU:N	2.20	0.56
1:E:54:ASN:HB3	1:E:56:TYR:HE1	1.70	0.56
1:A:136:HIS:HD2	1:A:190:HIS:HE1	1.52	0.56

Continued on next page...

Continued from previous page...

Atom-1	Atom-2	Interatomic distance (Å)	Clash overlap (Å)
1:A:13:CYS:SG	1:A:20:SER:HB3	2.45	0.56
1:C:67:ARG:HH12	1:D:189:LEU:CD1	2.18	0.56
1:B:42:ARG:CZ	1:B:55:VAL:HG11	2.35	0.56
1:E:145:ASN:HD21	1:E:147:GLU:HB3	1.70	0.56
1:E:54:ASN:HB3	1:E:56:TYR:CE1	2.40	0.56
1:C:100:GLN:HG3	1:C:123:HIS:CD2	2.41	0.56
1:C:89:ASN:C	1:C:91:ARG:H	2.09	0.56
1:E:100:GLN:HE21	1:E:100:GLN:N	2.04	0.56
1:H:159:MSE:HB2	1:H:180:PHE:CZ	2.40	0.56
1:A:136:HIS:HD2	1:A:190:HIS:CE1	2.23	0.56
1:C:113:GLU:HB3	1:C:116:VAL:CG2	2.33	0.56
1:E:24:HIS:HD2	1:E:36:SER:CB	2.19	0.56
1:G:93:LYS:HD3	1:G:97:GLU:HG3	1.88	0.56
1:E:22:GLU:HG3	1:E:153:ALA:HB2	1.87	0.56
1:D:159:MSE:HB2	1:D:180:PHE:CZ	2.42	0.55
1:E:17:MSE:HG3	1:E:45:LEU:HD11	1.86	0.55
1:C:105:GLN:HB2	1:C:195:TYR:CE2	2.41	0.55
1:C:35:ARG:HG2	1:C:35:ARG:HH11	1.71	0.55
1:E:67:ARG:NH1	1:E:67:ARG:CG	2.63	0.55
1:H:24:HIS:HD2	1:H:36:SER:HB3	1.71	0.55
1:C:25:ASN:HD21	1:C:29:LYS:HE3	1.71	0.55
1:E:63:GLU:HB2	1:E:90:ARG:HH11	1.72	0.55
1:F:64:ASP:OD1	1:F:67:ARG:NH2	2.38	0.55
1:F:147:GLU:HG3	1:F:150:LEU:CD1	2.36	0.55
1:F:70:GLU:HG2	1:F:74:LYS:HD3	1.87	0.55
1:G:17:MSE:CE	1:G:62:TYR:HE1	2.20	0.55
1:B:151:MSE:HE2	1:B:151:MSE:HA	1.89	0.55
1:B:74:LYS:O	1:B:78:THR:HG23	2.07	0.55
1:E:116:VAL:O	1:E:120:VAL:HG23	2.05	0.55
1:A:70:GLU:OE2	1:A:74:LYS:HD3	2.06	0.55
1:C:70:GLU:OE2	1:C:74:LYS:HD3	2.07	0.55
1:A:165:LYS:HE3	1:C:151:MSE:HG2	1.88	0.55
1:F:95:CYS:HB2	1:F:96:PRO:HD2	1.89	0.55
1:H:169:LEU:O	1:H:171:ASN:N	2.40	0.55
1:C:145:ASN:HB3	1:C:148:ASP:HB2	1.89	0.54
1:E:185:LYS:O	1:E:186:ARG:HG3	2.07	0.54
1:A:24:HIS:CD2	1:A:36:SER:HB3	2.42	0.54
1:E:130:VAL:O	1:E:132:ASN:N	2.39	0.54
1:F:145:ASN:ND2	1:F:147:GLU:H	2.05	0.54
1:H:105:GLN:HB2	1:H:195:TYR:CE2	2.42	0.54
1:B:147:GLU:HG3	1:D:154:PHE:CE1	2.43	0.54

Continued on next page...

Continued from previous page...

Atom-1	Atom-2	Interatomic distance (Å)	Clash overlap (Å)
1:H:42:ARG:CZ	1:H:55:VAL:HG11	2.37	0.54
1:B:19:ARG:HD3	1:B:144:ASP:HA	1.88	0.54
1:G:159:MSE:HE3	1:G:180:PHE:CD2	2.42	0.54
1:C:21:MSE:CE	1:C:92:ILE:HD12	2.32	0.54
1:E:25:ASN:C	1:E:25:ASN:HD22	2.09	0.54
1:G:21:MSE:HE2	1:G:89:ASN:HB3	1.89	0.54
1:G:7:LEU:O	1:G:9:VAL:HG23	2.08	0.54
1:H:25:ASN:ND2	1:H:29:LYS:HE3	2.23	0.54
1:C:73:ASP:O	1:C:75:GLU:N	2.41	0.54
1:F:112:VAL:HB	1:F:142:VAL:CG1	2.38	0.54
1:B:111:THR:OG1	1:B:139:ASN:HA	2.07	0.54
1:B:66:TYR:CE1	1:B:83:LEU:HD22	2.42	0.53
1:E:133:ARG:CG	1:E:195:TYR:HB2	2.38	0.53
1:G:129:SER:N	1:G:195:TYR:O	2.40	0.53
1:H:135:VAL:HG12	1:H:193:LEU:O	2.09	0.53
1:C:57:GLU:HB3	1:C:60:THR:HG23	1.90	0.53
1:F:162:MSE:HA	1:F:165:LYS:HZ3	1.71	0.53
1:G:17:MSE:HE1	1:G:62:TYR:CE1	2.43	0.53
1:C:173:ILE:HG23	1:C:174:ASP:N	2.24	0.53
1:B:151:MSE:HE1	1:D:147:GLU:HG3	1.90	0.53
1:B:23:ALA:O	1:B:27:LEU:HG	2.08	0.53
1:A:128:GLU:OE1	1:A:129:SER:O	2.27	0.53
1:D:67:ARG:HG3	1:D:67:ARG:NH1	2.22	0.53
1:G:73:ASP:HB3	1:G:76:PHE:HB3	1.91	0.53
1:H:66:TYR:CE1	1:H:83:LEU:HD13	2.42	0.53
1:A:145:ASN:HD21	1:A:147:GLU:HB3	1.73	0.53
1:A:62:TYR:CE1	1:A:96:PRO:HD3	2.44	0.53
1:C:8:ALA:HB3	1:C:106:PHE:HA	1.90	0.53
1:E:123:HIS:O	1:E:126:SER:HB3	2.09	0.53
1:B:90:ARG:HH11	1:B:90:ARG:CB	2.13	0.53
1:C:65:ILE:HB	1:C:86:LEU:HD13	1.91	0.53
1:G:138:LEU:HD13	1:G:163:MSE:HE1	1.91	0.53
1:A:137:VAL:HG21	1:A:193:LEU:HD23	1.91	0.52
1:A:11:VAL:HG11	1:A:20:SER:HA	1.92	0.52
1:D:40:GLY:O	1:D:98:ARG:NH1	2.43	0.52
1:E:78:THR:HG23	1:E:83:LEU:HD12	1.90	0.52
1:G:151:MSE:HE2	1:G:154:PHE:HB2	1.91	0.52
1:H:168:ASP:OD1	1:H:168:ASP:O	2.28	0.52
1:A:37:TYR:CD1	1:A:97:GLU:HB2	2.44	0.52
1:C:130:VAL:O	1:C:131:ASP:C	2.47	0.52
1:E:159:MSE:HB2	1:E:180:PHE:CZ	2.43	0.52

Continued on next page...

Continued from previous page...

Atom-1	Atom-2	Interatomic distance (Å)	Clash overlap (Å)
1:A:147:GLU:CD	1:H:151:MSE:HE1	2.30	0.52
1:B:111:THR:HG21	1:B:117:TYR:HA	1.91	0.52
1:A:58:PHE:HE1	1:A:97:GLU:O	1.92	0.52
1:E:35:ARG:HG2	1:E:35:ARG:HH11	1.75	0.52
1:G:48:MSE:SE	1:G:73:ASP:OD2	2.78	0.52
1:C:124:MSE:CE	1:C:135:VAL:HG11	2.38	0.52
1:G:100:GLN:NE2	1:G:100:GLN:N	2.37	0.52
1:A:102:THR:O	1:A:102:THR:HG23	2.09	0.52
1:B:45:LEU:HB3	1:B:82:LEU:HD11	1.91	0.52
1:B:151:MSE:HE1	1:D:147:GLU:CG	2.40	0.51
1:D:49:ALA:HB3	1:D:52:LYS:HB2	1.91	0.51
1:E:124:MSE:CE	1:E:135:VAL:HG11	2.40	0.51
1:F:79:GLN:C	1:F:81:GLY:H	2.13	0.51
1:G:77:TYR:HA	1:G:80:ASN:HD21	1.75	0.51
1:H:107:ASP:CB	1:H:108:ILE:HD12	2.37	0.51
1:C:36:SER:HG	1:C:93:LYS:HE3	1.75	0.51
1:D:116:VAL:O	1:D:120:VAL:HG23	2.11	0.51
1:D:67:ARG:CG	1:D:67:ARG:HH11	2.20	0.51
1:F:156:ILE:O	1:F:160:ILE:HD13	2.10	0.51
1:H:57:GLU:HB3	1:H:60:THR:HG23	1.92	0.51
1:B:47:GLY:HA3	1:B:53:PRO:HA	1.93	0.51
1:H:140:VAL:O	1:H:142:VAL:HG12	2.10	0.51
1:H:22:GLU:OE1	1:H:22:GLU:HA	2.10	0.51
1:F:162:MSE:HA	1:F:165:LYS:HZ2	1.75	0.51
1:H:30:LYS:HB3	1:H:32:PHE:CE2	2.46	0.51
1:A:172:ASP:HB3	1:C:30:LYS:NZ	2.25	0.51
1:F:80:ASN:O	1:F:82:LEU:N	2.43	0.51
1:G:192:VAL:O	1:G:193:LEU:HD22	2.10	0.51
1:C:17:MSE:HE2	1:C:62:TYR:HE1	1.76	0.51
1:C:62:TYR:CE1	1:C:96:PRO:HD3	2.45	0.51
1:H:151:MSE:HE2	1:H:151:MSE:HA	1.93	0.51
1:B:162:MSE:HE1	1:B:183:ARG:HE	1.75	0.51
1:F:44:LYS:NZ	1:F:53:PRO:HG3	2.26	0.51
1:H:120:VAL:HG12	1:H:120:VAL:O	2.10	0.51
1:B:9:VAL:CG1	1:B:10:ALA:N	2.73	0.51
1:F:12:VAL:HG13	1:F:37:TYR:O	2.10	0.51
1:F:173:ILE:O	1:F:177:ILE:HG13	2.11	0.51
1:F:25:ASN:O	1:F:28:ALA:N	2.43	0.51
1:G:192:VAL:C	1:G:193:LEU:HD22	2.31	0.51
1:H:111:THR:CG2	1:H:120:VAL:HG21	2.41	0.51
1:B:61:LYS:HD3	1:B:94:LYS:HE3	1.93	0.51

Continued on next page...

Continued from previous page...

Atom-1	Atom-2	Interatomic distance (Å)	Clash overlap (Å)
1:C:190:HIS:ND1	1:C:191:SER:N	2.57	0.51
1:C:100:GLN:HA	1:C:123:HIS:CD2	2.46	0.51
1:G:145:ASN:ND2	1:G:148:ASP:H	2.08	0.51
1:C:27:LEU:O	1:C:28:ALA:C	2.50	0.50
1:D:140:VAL:O	1:D:142:VAL:HG12	2.10	0.50
1:E:136:HIS:HD2	1:E:190:HIS:HE1	1.55	0.50
1:C:79:GLN:HG3	1:H:143:VAL:CG1	2.42	0.50
1:B:145:ASN:HD22	1:B:148:ASP:HB2	1.76	0.50
1:B:39:THR:O	1:B:40:GLY:O	2.28	0.50
1:D:136:HIS:CE1	1:D:169:LEU:HD12	2.46	0.50
1:A:105:GLN:HB2	1:A:195:TYR:CE2	2.47	0.50
1:B:13:CYS:SG	1:B:20:SER:CB	3.00	0.50
1:D:24:HIS:HA	1:D:34:VAL:HG21	1.93	0.50
1:B:63:GLU:O	1:B:66:TYR:HB3	2.12	0.50
1:C:190:HIS:O	1:C:191:SER:HB3	2.12	0.50
1:D:102:THR:HG23	1:D:102:THR:O	2.11	0.50
1:D:182:GLU:O	1:D:185:LYS:HE3	2.10	0.50
1:E:193:LEU:HD22	1:E:193:LEU:N	2.27	0.50
1:E:24:HIS:CD2	1:E:36:SER:OG	2.60	0.50
1:F:135:VAL:HG13	1:F:135:VAL:O	2.11	0.50
1:F:147:GLU:HA	1:F:150:LEU:CD1	2.41	0.50
1:F:181:GLU:HG3	1:F:188:ILE:HD12	1.93	0.50
1:G:183:ARG:HH11	1:G:183:ARG:HG3	1.75	0.50
1:D:105:GLN:HA	1:D:195:TYR:OH	2.12	0.50
1:F:57:GLU:O	1:F:59:GLY:N	2.34	0.50
1:F:66:TYR:CE1	1:F:83:LEU:HB3	2.41	0.50
1:A:145:ASN:HD22	1:A:148:ASP:HB2	1.77	0.50
1:A:165:LYS:HD2	1:C:151:MSE:HG2	1.94	0.50
1:B:145:ASN:ND2	1:B:148:ASP:H	2.09	0.50
1:C:93:LYS:NZ	1:C:97:GLU:OE2	2.44	0.50
1:B:151:MSE:CE	1:D:147:GLU:HG3	2.42	0.50
1:B:61:LYS:HB2	1:B:64:ASP:OD2	2.11	0.50
1:B:61:LYS:CD	1:B:94:LYS:HE3	2.42	0.50
1:C:136:HIS:CD2	1:C:192:VAL:HG12	2.47	0.50
1:A:67:ARG:HG3	1:A:67:ARG:NH1	2.23	0.50
1:B:66:TYR:CE1	1:B:83:LEU:HD13	2.47	0.50
1:C:100:GLN:NE2	1:C:100:GLN:N	2.42	0.50
1:D:183:ARG:HG3	1:D:183:ARG:HH11	1.77	0.50
1:D:6:LYS:O	1:D:6:LYS:HG2	2.12	0.50
1:C:183:ARG:HG3	1:C:183:ARG:NH1	2.26	0.49
1:A:11:VAL:CG1	1:A:20:SER:HA	2.43	0.49

Continued on next page...

Continued from previous page...

Atom-1	Atom-2	Interatomic distance (Å)	Clash overlap (Å)
1:B:159:MSE:HB2	1:B:180:PHE:CZ	2.47	0.49
1:C:11:VAL:HG11	1:C:23:ALA:HB3	1.93	0.49
1:C:106:PHE:O	1:C:195:TYR:HE2	1.95	0.49
1:E:128:GLU:OE1	1:E:129:SER:O	2.30	0.49
1:G:181:GLU:HG2	1:G:188:ILE:HG12	1.94	0.49
1:A:169:LEU:HD22	1:A:173:ILE:HB	1.94	0.49
1:B:116:VAL:O	1:B:120:VAL:HG23	2.12	0.49
1:D:138:LEU:HA	1:D:189:LEU:O	2.13	0.49
1:G:85:MSE:CG	1:G:88:ARG:NH2	2.74	0.49
1:A:10:ALA:HA	1:A:35:ARG:O	2.11	0.49
1:A:139:ASN:HB3	1:A:189:LEU:HB2	1.93	0.49
1:F:138:LEU:HD13	1:F:163:MSE:HE1	1.94	0.49
1:G:140:VAL:HG22	1:G:188:ILE:HD12	1.93	0.49
1:C:46:PRO:HB3	1:H:50:PHE:HD2	1.77	0.49
1:A:24:HIS:HD2	1:A:36:SER:CB	2.25	0.49
1:B:27:LEU:HD21	1:B:157:THR:HA	1.94	0.49
1:D:169:LEU:HD13	1:D:169:LEU:C	2.33	0.49
1:G:73:ASP:O	1:G:74:LYS:C	2.50	0.49
1:C:67:ARG:HH11	1:C:67:ARG:CG	2.25	0.49
1:C:78:THR:HG23	1:C:83:LEU:HD12	1.94	0.49
1:D:114:GLU:O	1:D:117:TYR:HB3	2.11	0.49
1:D:46:PRO:HG2	1:D:82:LEU:HD21	1.93	0.49
1:F:67:ARG:CG	1:F:67:ARG:NH1	2.72	0.49
1:H:40:GLY:O	1:H:98:ARG:NH1	2.43	0.49
1:A:93:LYS:HD3	1:A:97:GLU:HG3	1.95	0.49
1:G:169:LEU:O	1:G:171:ASN:N	2.46	0.49
1:B:143:VAL:HG12	1:B:144:ASP:N	2.28	0.49
1:E:136:HIS:CD2	1:E:190:HIS:HE1	2.31	0.49
1:D:120:VAL:O	1:D:124:MSE:HG2	2.13	0.49
1:B:147:GLU:HG3	1:D:154:PHE:CG	2.48	0.49
1:D:57:GLU:HB3	1:D:60:THR:HG23	1.93	0.49
1:E:41:GLU:C	1:E:42:ARG:HG3	2.33	0.49
1:B:63:GLU:O	1:B:66:TYR:N	2.44	0.49
1:B:91:ARG:NH2	1:E:174:ASP:OD2	2.44	0.49
1:F:66:TYR:CD1	1:F:83:LEU:HD22	2.48	0.49
1:G:171:ASN:C	1:G:173:ILE:H	2.14	0.49
1:H:8:ALA:O	1:H:106:PHE:HB3	2.13	0.49
1:B:152:GLY:O	1:B:156:ILE:HG13	2.13	0.48
1:B:40:GLY:O	1:B:98:ARG:NH1	2.46	0.48
1:C:58:PHE:CG	1:C:98:ARG:HB2	2.48	0.48
1:E:130:VAL:CG2	1:E:131:ASP:H	2.17	0.48

Continued on next page...

Continued from previous page...

Atom-1	Atom-2	Interatomic distance (Å)	Clash overlap (Å)
1:F:159:MSE:HB2	1:F:180:PHE:CZ	2.47	0.48
1:H:24:HIS:CD2	1:H:36:SER:HB3	2.48	0.48
1:D:8:ALA:O	1:D:106:PHE:HB3	2.13	0.48
1:D:7:LEU:HD23	1:D:7:LEU:N	2.28	0.48
1:E:8:ALA:HB1	1:E:106:PHE:HD1	1.78	0.48
1:E:179:GLU:HA	1:E:182:GLU:HB3	1.94	0.48
1:F:184:ARG:O	1:F:185:LYS:HB2	2.12	0.48
1:G:98:ARG:NH2	1:G:100:GLN:HG2	2.29	0.48
1:H:173:ILE:HG23	1:H:174:ASP:N	2.28	0.48
1:C:50:PHE:HB3	1:H:44:LYS:NZ	2.27	0.48
1:D:90:ARG:NH1	1:D:90:ARG:HB2	2.28	0.48
1:F:78:THR:CG2	1:F:83:LEU:HD12	2.30	0.48
1:G:173:ILE:HD13	1:G:173:ILE:C	2.34	0.48
1:H:133:ARG:CG	1:H:195:TYR:HB2	2.41	0.48
1:H:136:HIS:HD2	1:H:190:HIS:CE1	2.32	0.48
1:F:116:VAL:O	1:F:117:TYR:C	2.51	0.48
1:G:52:LYS:H	1:G:53:PRO:HD3	1.79	0.48
1:H:151:MSE:O	1:H:155:VAL:HG23	2.13	0.48
1:C:184:ARG:O	1:C:186:ARG:HG3	2.13	0.48
1:G:89:ASN:C	1:G:91:ARG:H	2.16	0.48
1:E:16:ASN:OD1	1:E:93:LYS:HE3	2.12	0.48
1:E:67:ARG:CB	1:E:67:ARG:HH11	2.24	0.48
1:G:136:HIS:HB3	1:G:190:HIS:HE1	1.77	0.48
1:D:173:ILE:HG23	1:D:174:ASP:N	2.29	0.48
1:F:21:MSE:HE2	1:F:89:ASN:HB3	1.95	0.48
1:B:150:LEU:HD12	1:D:150:LEU:HD12	1.96	0.48
1:C:128:GLU:OE1	1:C:129:SER:O	2.32	0.48
1:C:17:MSE:CE	1:C:62:TYR:HE1	2.27	0.48
1:E:54:ASN:CG	1:E:69:LEU:HD11	2.34	0.48
1:B:130:VAL:O	1:B:132:ASN:N	2.47	0.48
1:C:75:GLU:O	1:C:76:PHE:C	2.52	0.48
1:G:159:MSE:HB2	1:G:180:PHE:CZ	2.49	0.48
1:H:130:VAL:O	1:H:131:ASP:C	2.52	0.48
1:C:24:HIS:HD2	1:C:36:SER:OG	1.96	0.47
1:E:159:MSE:CE	1:E:188:ILE:HD13	2.38	0.47
1:B:13:CYS:SG	1:B:20:SER:HB2	2.54	0.47
1:E:99:PHE:CE2	1:E:120:VAL:HG13	2.49	0.47
1:G:39:THR:HA	1:G:100:GLN:HE22	1.79	0.47
1:H:111:THR:HG22	1:H:116:VAL:HG12	1.95	0.47
1:C:54:ASN:HB3	1:C:56:TYR:HE1	1.78	0.47
1:E:13:CYS:SG	1:E:20:SER:CB	3.03	0.47

Continued on next page...

Continued from previous page...

Atom-1	Atom-2	Interatomic distance (Å)	Clash overlap (Å)
1:B:159:MSE:HB2	1:B:180:PHE:CE1	2.49	0.47
1:B:66:TYR:HE1	1:B:83:LEU:HB3	1.79	0.47
1:D:159:MSE:HE1	1:D:188:ILE:HG21	1.96	0.47
1:E:25:ASN:C	1:E:25:ASN:ND2	2.67	0.47
1:G:17:MSE:HE2	1:G:62:TYR:HE1	1.79	0.47
1:B:168:ASP:OD1	1:B:171:ASN:ND2	2.47	0.47
1:C:62:TYR:O	1:C:63:GLU:C	2.53	0.47
1:F:61:LYS:HE3	1:F:94:LYS:CE	2.34	0.47
1:H:54:ASN:ND2	1:H:72:LYS:NZ	2.63	0.47
1:C:24:HIS:CD2	1:C:36:SER:HB3	2.50	0.47
1:E:131:ASP:HB2	1:E:133:ARG:HG2	1.97	0.47
1:E:168:ASP:OD1	1:E:171:ASN:HB2	2.15	0.47
1:C:130:VAL:O	1:C:132:ASN:N	2.47	0.47
1:G:169:LEU:O	1:G:173:ILE:HB	2.13	0.47
1:G:173:ILE:O	1:G:177:ILE:HG13	2.15	0.47
1:G:77:TYR:HA	1:G:80:ASN:ND2	2.29	0.47
1:H:76:PHE:CE1	1:H:80:ASN:ND2	2.83	0.47
1:F:183:ARG:HH11	1:F:183:ARG:HG3	1.79	0.47
1:F:45:LEU:HB3	1:F:46:PRO:HD2	1.97	0.47
1:G:173:ILE:CD1	1:G:177:ILE:HD11	2.44	0.47
1:A:118:ASP:O	1:A:122:MSE:HB2	2.14	0.47
1:A:169:LEU:C	1:A:169:LEU:HD13	2.35	0.47
1:B:110:VAL:HA	1:B:138:LEU:O	2.15	0.47
1:E:95:CYS:HB2	1:E:96:PRO:HD2	1.96	0.47
1:A:136:HIS:CD2	1:A:190:HIS:CE1	3.01	0.47
1:A:124:MSE:HB3	1:A:193:LEU:HG	1.97	0.47
1:D:45:LEU:HD23	1:D:82:LEU:HD12	1.96	0.47
1:H:159:MSE:HA	1:H:180:PHE:CE1	2.50	0.47
1:B:133:ARG:HG3	1:B:133:ARG:O	2.14	0.46
1:B:136:HIS:HD2	1:B:190:HIS:HE1	1.63	0.46
1:C:130:VAL:CG2	1:C:131:ASP:N	2.77	0.46
1:G:17:MSE:CE	1:G:62:TYR:CE1	2.98	0.46
1:H:100:GLN:N	1:H:100:GLN:HE21	2.02	0.46
1:H:151:MSE:HE2	1:H:154:PHE:CD2	2.50	0.46
1:A:21:MSE:O	1:A:24:HIS:HB3	2.15	0.46
1:G:151:MSE:HE2	1:G:151:MSE:HA	1.98	0.46
1:G:52:LYS:N	1:G:53:PRO:CD	2.77	0.46
1:A:135:VAL:HG13	1:A:135:VAL:O	2.14	0.46
1:A:60:THR:O	1:A:95:CYS:HB2	2.16	0.46
1:B:93:LYS:HD3	1:B:97:GLU:HG2	1.97	0.46
1:A:57:GLU:HB3	1:A:60:THR:HG23	1.97	0.46

Continued on next page...

Continued from previous page...

Atom-1	Atom-2	Interatomic distance (Å)	Clash overlap (Å)
1:C:105:GLN:HB2	1:C:195:TYR:CZ	2.51	0.46
1:D:173:ILE:HG23	1:D:174:ASP:H	1.81	0.46
1:F:22:GLU:HA	1:F:22:GLU:OE1	2.14	0.46
1:A:66:TYR:HE1	1:A:83:LEU:HD13	1.81	0.46
1:A:66:TYR:O	1:A:70:GLU:HB2	2.16	0.46
1:B:143:VAL:HG12	1:B:145:ASN:N	2.31	0.46
1:G:66:TYR:O	1:G:67:ARG:C	2.54	0.46
1:B:30:LYS:HA	1:B:30:LYS:HD2	1.82	0.46
1:H:54:ASN:ND2	1:H:72:LYS:HZ1	2.13	0.46
1:A:162:MSE:HE1	1:A:183:ARG:HH21	1.81	0.46
1:G:117:TYR:O	1:G:121:VAL:HG23	2.15	0.46
1:G:17:MSE:HE1	1:G:62:TYR:CD1	2.51	0.46
1:H:177:ILE:O	1:H:181:GLU:HG3	2.16	0.46
1:B:143:VAL:CG1	1:B:144:ASP:N	2.79	0.46
1:B:173:ILE:HG23	1:B:174:ASP:N	2.31	0.46
1:C:190:HIS:CG	1:C:191:SER:N	2.83	0.46
1:C:95:CYS:O	1:C:95:CYS:SG	2.73	0.46
1:E:73:ASP:OD2	1:E:76:PHE:HB2	2.16	0.46
1:F:169:LEU:O	1:F:171:ASN:N	2.49	0.46
1:G:21:MSE:HE1	1:G:92:ILE:HB	1.98	0.46
1:H:61:LYS:HA	1:H:95:CYS:CB	2.44	0.46
1:E:159:MSE:CG	1:E:163:MSE:HE3	2.46	0.46
1:E:44:LYS:C	1:E:45:LEU:HD12	2.35	0.46
1:G:107:ASP:O	1:G:135:VAL:HG23	2.16	0.46
1:H:111:THR:HG21	1:H:117:TYR:HA	1.96	0.46
1:H:118:ASP:O	1:H:122:MSE:HB2	2.16	0.46
1:H:8:ALA:HB1	1:H:106:PHE:HD1	1.81	0.46
1:E:13:CYS:SG	1:E:20:SER:HB3	2.56	0.45
1:E:24:HIS:ND1	1:E:24:HIS:O	2.41	0.45
1:G:65:ILE:HB	1:G:86:LEU:HD13	1.98	0.45
1:A:173:ILE:O	1:A:177:ILE:HG13	2.16	0.45
1:C:62:TYR:O	1:C:65:ILE:N	2.49	0.45
1:E:16:ASN:HA	1:E:20:SER:OG	2.17	0.45
1:F:159:MSE:CE	1:F:188:ILE:HD13	2.46	0.45
1:C:112:VAL:HA	1:C:140:VAL:O	2.17	0.45
1:D:181:GLU:HG2	1:D:186:ARG:O	2.15	0.45
1:F:115:ARG:O	1:F:119:LEU:HD13	2.16	0.45
1:G:67:ARG:HH11	1:G:67:ARG:CG	2.29	0.45
1:A:137:VAL:CG2	1:A:193:LEU:HD23	2.46	0.45
1:A:19:ARG:HD3	1:A:144:ASP:HA	1.99	0.45
1:C:77:TYR:HD1	1:C:80:ASN:HD21	1.62	0.45

Continued on next page...

Continued from previous page...

Atom-1	Atom-2	Interatomic distance (Å)	Clash overlap (Å)
1:E:98:ARG:HG2	1:E:100:GLN:NE2	2.31	0.45
1:E:155:VAL:HG21	1:E:186:ARG:HH22	1.81	0.45
1:F:43:VAL:O	1:F:56:TYR:N	2.50	0.45
1:A:124:MSE:CE	1:A:135:VAL:HG11	2.45	0.45
1:G:7:LEU:N	1:G:7:LEU:HD23	2.31	0.45
1:A:179:GLU:HB3	1:A:183:ARG:NH2	2.32	0.45
1:A:37:TYR:HD1	1:A:97:GLU:HB2	1.81	0.45
1:C:162:MSE:HE2	1:C:183:ARG:NH2	2.32	0.45
1:E:136:HIS:CD2	1:E:173:ILE:CD1	2.98	0.45
1:G:61:LYS:HA	1:G:95:CYS:HB3	1.99	0.45
1:G:37:TYR:CD1	1:G:97:GLU:HB2	2.52	0.45
1:H:95:CYS:HB2	1:H:96:PRO:HD2	1.99	0.45
1:C:73:ASP:HB3	1:C:76:PHE:CB	2.44	0.45
1:D:21:MSE:HE1	1:D:92:ILE:HB	1.99	0.45
1:C:130:VAL:CG2	1:C:131:ASP:H	2.27	0.45
1:D:100:GLN:NE2	1:D:100:GLN:N	2.40	0.45
1:D:69:LEU:HD12	1:D:77:TYR:CE2	2.52	0.45
1:E:114:GLU:O	1:E:117:TYR:HB3	2.17	0.45
1:E:117:TYR:OH	1:E:191:SER:HB3	2.17	0.45
1:B:172:ASP:O	1:B:176:LEU:HD12	2.16	0.45
1:D:11:VAL:O	1:D:36:SER:HA	2.17	0.45
1:H:24:HIS:HD2	1:H:36:SER:CB	2.29	0.45
1:H:124:MSE:HE3	1:H:135:VAL:HG11	1.98	0.44
1:B:130:VAL:O	1:B:131:ASP:C	2.55	0.44
1:B:45:LEU:HD23	1:B:82:LEU:HD12	1.97	0.44
1:E:168:ASP:OD1	1:E:168:ASP:O	2.35	0.44
1:E:185:LYS:N	1:E:185:LYS:HD2	2.33	0.44
1:F:93:LYS:HD3	1:F:97:GLU:HG3	1.99	0.44
1:B:84:HIS:ND1	1:B:84:HIS:C	2.71	0.44
1:D:63:GLU:O	1:D:66:TYR:HB3	2.17	0.44
1:D:73:ASP:O	1:D:74:LYS:C	2.53	0.44
1:E:135:VAL:CG1	1:E:193:LEU:O	2.64	0.44
1:C:155:VAL:HG22	1:C:184:ARG:NH1	2.22	0.44
1:D:81:GLY:O	1:D:82:LEU:C	2.56	0.44
1:E:75:GLU:CG	1:E:79:GLN:OE1	2.63	0.44
1:F:111:THR:HG21	1:F:117:TYR:HA	1.98	0.44
1:F:181:GLU:O	1:F:185:LYS:HA	2.18	0.44
1:A:7:LEU:CD2	1:A:7:LEU:N	2.81	0.44
1:B:45:LEU:N	1:B:45:LEU:HD12	2.32	0.44
1:C:24:HIS:HD2	1:C:36:SER:CB	2.31	0.44
1:D:130:VAL:O	1:D:131:ASP:C	2.55	0.44

Continued on next page...

Continued from previous page...

Atom-1	Atom-2	Interatomic distance (Å)	Clash overlap (Å)
1:A:183:ARG:HH11	1:A:183:ARG:HG3	1.82	0.44
1:C:107:ASP:OD1	1:C:133:ARG:NH2	2.51	0.44
1:E:76:PHE:HD1	1:E:77:TYR:CE1	2.36	0.44
1:F:37:TYR:CD1	1:F:97:GLU:HB2	2.53	0.44
1:F:99:PHE:O	1:F:100:GLN:C	2.55	0.44
1:G:185:LYS:HD2	1:G:185:LYS:N	2.33	0.44
1:H:173:ILE:C	1:H:173:ILE:HD13	2.38	0.44
1:H:139:ASN:HB3	1:H:189:LEU:HB2	1.99	0.44
1:B:88:ARG:O	1:B:88:ARG:HG2	2.18	0.44
1:A:32:PHE:HZ	1:A:161:ASN:HA	1.82	0.44
1:E:169:LEU:O	1:E:173:ILE:HB	2.18	0.44
1:E:17:MSE:CE	1:E:62:TYR:HE1	2.31	0.44
1:E:57:GLU:HG2	1:E:58:PHE:N	2.33	0.44
1:E:93:LYS:HD3	1:E:97:GLU:HG2	2.00	0.44
1:H:181:GLU:O	1:H:185:LYS:HA	2.18	0.44
1:H:67:ARG:CG	1:H:67:ARG:HH11	2.27	0.44
1:C:143:VAL:C	1:C:145:ASN:H	2.22	0.44
1:C:55:VAL:C	1:C:56:TYR:CD1	2.92	0.44
1:D:37:TYR:HA	1:D:97:GLU:O	2.18	0.44
1:A:62:TYR:CD2	1:A:95:CYS:HA	2.53	0.43
1:A:66:TYR:CE1	1:A:83:LEU:HD22	2.53	0.43
1:A:21:MSE:HE2	1:A:89:ASN:HB3	1.99	0.43
1:E:145:ASN:ND2	1:E:148:ASP:H	2.16	0.43
1:E:181:GLU:O	1:E:185:LYS:HA	2.17	0.43
1:H:129:SER:HB2	1:H:195:TYR:O	2.17	0.43
1:H:88:ARG:O	1:H:92:ILE:HG13	2.18	0.43
1:F:17:MSE:HG3	1:F:45:LEU:HD11	2.00	0.43
1:G:51:ASP:O	1:G:52:LYS:HB2	2.18	0.43
1:A:169:LEU:HD11	1:A:173:ILE:HD12	2.00	0.43
1:D:87:ASP:O	1:D:90:ARG:CG	2.66	0.43
1:H:27:LEU:HD21	1:H:157:THR:HA	2.00	0.43
1:A:180:PHE:CE2	1:A:184:ARG:HG3	2.53	0.43
1:A:61:LYS:O	1:A:65:ILE:HG13	2.19	0.43
1:E:106:PHE:O	1:E:195:TYR:HE2	2.01	0.43
1:H:52:LYS:HD3	1:H:52:LYS:HA	1.86	0.43
1:A:110:VAL:HA	1:A:138:LEU:O	2.19	0.43
1:B:13:CYS:SG	1:B:20:SER:HB3	2.57	0.43
1:E:127:MSE:SE	1:E:127:MSE:N	2.95	0.43
1:A:124:MSE:HB2	1:A:193:LEU:HG	2.00	0.43
1:C:67:ARG:HG3	1:D:114:GLU:CD	2.38	0.43
1:D:130:VAL:O	1:D:132:ASN:N	2.51	0.43

Continued on next page...

Continued from previous page...

Atom-1	Atom-2	Interatomic distance (Å)	Clash overlap (Å)
1:D:52:LYS:HA	1:D:52:LYS:HD3	1.88	0.43
1:F:11:VAL:HG12	1:F:12:VAL:N	2.32	0.43
1:F:143:VAL:HG12	1:F:144:ASP:N	2.33	0.43
1:H:58:PHE:CG	1:H:98:ARG:HG3	2.53	0.43
1:A:124:MSE:HE1	1:A:135:VAL:HG11	1.99	0.43
1:E:11:VAL:HG12	1:E:12:VAL:N	2.34	0.43
1:G:52:LYS:N	1:G:53:PRO:HD3	2.33	0.43
1:D:61:LYS:O	1:D:65:ILE:HG13	2.19	0.43
1:D:67:ARG:CG	1:D:67:ARG:NH1	2.77	0.43
1:E:183:ARG:HG3	1:E:183:ARG:HH11	1.84	0.43
1:G:171:ASN:O	1:G:173:ILE:N	2.52	0.43
1:C:133:ARG:O	1:C:133:ARG:HG3	2.18	0.43
1:C:159:MSE:CG	1:C:163:MSE:HE3	2.49	0.43
1:E:143:VAL:O	1:E:145:ASN:N	2.43	0.43
1:E:67:ARG:CB	1:E:67:ARG:CZ	2.97	0.43
1:H:61:LYS:O	1:H:65:ILE:HG12	2.19	0.43
1:A:73:ASP:O	1:A:74:LYS:C	2.55	0.43
1:C:50:PHE:HB3	1:H:44:LYS:HZ1	1.84	0.43
1:D:105:GLN:CB	1:D:195:TYR:CZ	3.01	0.43
1:E:115:ARG:O	1:E:119:LEU:CD1	2.52	0.43
1:G:180:PHE:O	1:G:184:ARG:HB2	2.19	0.43
1:H:193:LEU:HA	1:H:193:LEU:HD13	1.85	0.43
1:G:24:HIS:HD2	1:G:36:SER:CB	2.31	0.42
1:H:108:ILE:HG21	1:H:160:ILE:CD1	2.49	0.42
1:H:23:ALA:O	1:H:24:HIS:C	2.56	0.42
1:A:160:ILE:HA	1:A:160:ILE:HD13	1.86	0.42
1:A:161:ASN:O	1:A:164:ALA:HB3	2.19	0.42
1:A:47:GLY:HA3	1:A:52:LYS:O	2.19	0.42
1:B:169:LEU:HD13	1:B:169:LEU:C	2.40	0.42
1:D:45:LEU:HD21	1:D:86:LEU:HD21	1.99	0.42
1:E:11:VAL:O	1:E:36:SER:HA	2.20	0.42
1:F:22:GLU:O	1:F:25:ASN:HB3	2.18	0.42
1:F:8:ALA:HB1	1:F:106:PHE:HD1	1.84	0.42
1:G:100:GLN:O	1:G:123:HIS:NE2	2.52	0.42
1:G:112:VAL:HB	1:G:142:VAL:HG12	1.99	0.42
1:G:19:ARG:HD2	1:G:112:VAL:HG21	2.02	0.42
1:D:114:GLU:O	1:D:117:TYR:N	2.53	0.42
1:E:17:MSE:HG3	1:E:45:LEU:CD1	2.49	0.42
1:F:37:TYR:HD1	1:F:97:GLU:HB2	1.83	0.42
1:B:159:MSE:HA	1:B:180:PHE:CE1	2.54	0.42
1:B:20:SER:OG	1:B:36:SER:HB2	2.19	0.42

Continued on next page...

Continued from previous page...

Atom-1	Atom-2	Interatomic distance (Å)	Clash overlap (Å)
1:H:15:SER:O	1:H:16:ASN:C	2.56	0.42
1:A:108:ILE:N	1:A:108:ILE:HD12	2.35	0.42
1:C:155:VAL:HG21	1:C:186:ARG:NH1	2.34	0.42
1:D:159:MSE:HE3	1:D:180:PHE:CE2	2.53	0.42
1:D:47:GLY:HA3	1:D:52:LYS:O	2.19	0.42
1:F:13:CYS:O	1:F:38:GLY:HA2	2.19	0.42
1:F:44:LYS:HE3	1:F:53:PRO:HB2	2.01	0.42
1:F:9:VAL:HG13	1:F:108:ILE:HB	2.01	0.42
1:G:42:ARG:NE	1:G:55:VAL:HG11	2.33	0.42
1:G:61:LYS:HA	1:G:95:CYS:CB	2.49	0.42
1:H:173:ILE:HA	1:H:176:LEU:HD12	2.02	0.42
1:A:69:LEU:HD12	1:A:77:TYR:CZ	2.55	0.42
1:C:16:ASN:HD22	1:C:16:ASN:HA	1.65	0.42
1:H:34:VAL:O	1:H:34:VAL:HG13	2.20	0.42
1:A:127:MSE:SE	1:A:127:MSE:H	2.53	0.42
1:A:20:SER:O	1:A:24:HIS:HB2	2.19	0.42
1:B:151:MSE:CA	1:B:151:MSE:HE2	2.49	0.42
1:C:105:GLN:HB3	1:C:105:GLN:HE21	1.68	0.42
1:E:24:HIS:C	1:E:24:HIS:HD1	2.21	0.42
1:F:24:HIS:CD2	1:F:36:SER:OG	2.69	0.42
1:F:68:ASP:OD1	1:F:72:LYS:HE2	2.19	0.42
1:H:62:TYR:HE2	1:H:93:LYS:HB3	1.83	0.42
1:C:66:TYR:HE1	1:C:83:LEU:HB3	1.84	0.42
1:D:25:ASN:O	1:D:26:PHE:C	2.58	0.42
1:D:91:ARG:NH2	1:E:167:THR:HG23	2.33	0.42
1:E:192:VAL:C	1:E:193:LEU:HD22	2.40	0.42
1:E:34:VAL:HG22	1:E:35:ARG:N	2.34	0.42
1:E:17:MSE:HE3	1:E:43:VAL:HG11	2.02	0.42
1:F:121:VAL:HG13	1:F:193:LEU:HD21	2.02	0.42
1:F:25:ASN:O	1:F:26:PHE:C	2.58	0.42
1:F:30:LYS:HD2	1:F:30:LYS:HA	1.79	0.42
1:H:135:VAL:CG1	1:H:193:LEU:O	2.67	0.42
1:A:58:PHE:CD1	1:A:98:ARG:HG3	2.55	0.42
1:B:16:ASN:OD1	1:B:93:LYS:HE3	2.20	0.42
1:C:79:GLN:HG3	1:H:143:VAL:HG11	2.02	0.42
1:D:44:LYS:HB2	1:D:44:LYS:HE3	1.84	0.42
1:G:20:SER:OG	1:G:36:SER:HB2	2.19	0.42
1:H:169:LEU:O	1:H:170:ASP:C	2.58	0.42
1:A:165:LYS:HB2	1:C:151:MSE:CE	2.48	0.42
1:C:12:VAL:O	1:C:116:VAL:HG11	2.20	0.42
1:C:173:ILE:CG2	1:C:174:ASP:N	2.83	0.42

Continued on next page...

Continued from previous page...

Atom-1	Atom-2	Interatomic distance (Å)	Clash overlap (Å)
1:E:124:MSE:C	1:E:126:SER:H	2.23	0.42
1:F:163:MSE:O	1:F:166:SER:HB3	2.20	0.42
1:G:25:ASN:HD22	1:G:25:ASN:C	2.22	0.42
1:A:61:LYS:HE3	1:A:94:LYS:HE3	2.00	0.41
1:G:186:ARG:HH11	1:G:186:ARG:HG3	1.84	0.41
1:H:39:THR:HA	1:H:100:GLN:HE22	1.85	0.41
1:A:99:PHE:CE2	1:A:120:VAL:HG13	2.54	0.41
1:A:58:PHE:CG	1:A:98:ARG:HG3	2.55	0.41
1:C:140:VAL:HG22	1:C:188:ILE:HD12	2.01	0.41
1:C:81:GLY:O	1:C:84:HIS:N	2.53	0.41
1:D:87:ASP:HA	1:D:90:ARG:HG2	2.01	0.41
1:G:183:ARG:HH11	1:G:183:ARG:CG	2.33	0.41
1:H:54:ASN:HD21	1:H:72:LYS:NZ	2.17	0.41
1:A:107:ASP:HB2	1:A:108:ILE:HD12	2.02	0.41
1:B:137:VAL:CG2	1:B:193:LEU:HD23	2.51	0.41
1:B:155:VAL:HG21	1:B:186:ARG:NH1	2.35	0.41
1:B:90:ARG:O	1:E:194:PHE:HZ	2.03	0.41
1:C:55:VAL:O	1:C:56:TYR:CD1	2.74	0.41
1:D:136:HIS:CE1	1:D:169:LEU:CD1	3.03	0.41
1:E:16:ASN:HD22	1:E:16:ASN:HA	1.64	0.41
1:E:193:LEU:HA	1:E:193:LEU:HD13	1.65	0.41
1:G:151:MSE:O	1:G:155:VAL:HG23	2.20	0.41
1:G:45:LEU:N	1:G:45:LEU:CD1	2.84	0.41
1:H:177:ILE:CG2	1:H:188:ILE:HB	2.51	0.41
1:A:173:ILE:HG23	1:A:174:ASP:N	2.35	0.41
1:A:27:LEU:O	1:A:32:PHE:HB2	2.21	0.41
1:A:84:HIS:O	1:A:87:ASP:HB3	2.20	0.41
1:B:143:VAL:C	1:B:145:ASN:H	2.24	0.41
1:D:151:MSE:CE	1:D:151:MSE:HA	2.49	0.41
1:E:181:GLU:HG2	1:E:186:ARG:O	2.20	0.41
1:F:67:ARG:HB2	1:F:67:ARG:NH1	2.35	0.41
1:G:136:HIS:N	1:G:136:HIS:ND1	2.68	0.41
1:B:173:ILE:O	1:B:177:ILE:HG12	2.20	0.41
1:B:17:MSE:HE2	1:B:62:TYR:CE1	2.56	0.41
1:B:45:LEU:HB3	1:B:46:PRO:HD2	2.01	0.41
1:E:19:ARG:NH2	1:E:144:ASP:HB2	2.35	0.41
1:E:45:LEU:N	1:E:45:LEU:CD1	2.84	0.41
1:F:150:LEU:O	1:F:154:PHE:HD2	2.03	0.41
1:H:160:ILE:O	1:H:164:ALA:HB2	2.20	0.41
1:B:140:VAL:O	1:B:142:VAL:HG12	2.20	0.41
1:B:151:MSE:CE	1:B:154:PHE:HB2	2.50	0.41

Continued on next page...

Continued from previous page...

Atom-1	Atom-2	Interatomic distance (Å)	Clash overlap (Å)
1:C:185:LYS:N	1:C:185:LYS:HD2	2.36	0.41
1:D:139:ASN:HB3	1:D:189:LEU:HB2	2.01	0.41
1:E:12:VAL:HG13	1:E:37:TYR:O	2.20	0.41
1:E:49:ALA:C	1:E:51:ASP:H	2.22	0.41
1:H:159:MSE:CE	1:H:188:ILE:HD12	2.49	0.41
1:A:123:HIS:C	1:A:123:HIS:ND1	2.73	0.41
1:A:9:VAL:HG12	1:A:10:ALA:N	2.36	0.41
1:B:115:ARG:O	1:B:119:LEU:HD13	2.20	0.41
1:B:27:LEU:CD2	1:B:157:THR:HA	2.50	0.41
1:B:16:ASN:HA	1:B:16:ASN:HD22	1.71	0.41
1:B:61:LYS:O	1:B:65:ILE:CD1	2.57	0.41
1:C:46:PRO:HB3	1:H:50:PHE:CD2	2.56	0.41
1:C:54:ASN:ND2	1:C:69:LEU:HD11	2.36	0.41
1:E:92:ILE:HB	1:E:93:LYS:H	1.62	0.41
1:G:114:GLU:HA	1:G:117:TYR:HB3	2.02	0.41
1:A:158:ASP:CB	1:A:184:ARG:HH21	2.32	0.41
1:E:62:TYR:CZ	1:E:96:PRO:HD3	2.56	0.41
1:G:42:ARG:HE	1:G:55:VAL:HG11	1.86	0.41
1:A:20:SER:OG	1:A:36:SER:HB2	2.21	0.41
1:A:70:GLU:C	1:A:72:LYS:H	2.24	0.41
1:A:70:GLU:O	1:A:74:LYS:HB2	2.21	0.41
1:B:72:LYS:O	1:B:74:LYS:N	2.51	0.41
1:A:165:LYS:CD	1:C:151:MSE:HG2	2.50	0.41
1:D:160:ILE:HA	1:D:160:ILE:HD13	1.94	0.41
1:E:128:GLU:C	1:E:128:GLU:OE1	2.59	0.41
1:A:35:ARG:HG3	1:A:106:PHE:HE1	1.85	0.41
1:A:159:MSE:HB2	1:A:180:PHE:CZ	2.55	0.41
1:B:98:ARG:HB3	1:B:101:ASP:OD2	2.21	0.41
1:C:89:ASN:C	1:C:91:ARG:N	2.71	0.41
1:D:41:GLU:C	1:D:42:ARG:HG3	2.42	0.41
1:D:46:PRO:CG	1:D:82:LEU:HD21	2.50	0.41
1:E:130:VAL:O	1:E:131:ASP:C	2.58	0.41
1:F:79:GLN:O	1:F:81:GLY:N	2.52	0.41
1:H:86:LEU:HD23	1:H:86:LEU:HA	1.88	0.41
1:C:13:CYS:O	1:C:38:GLY:HA2	2.21	0.40
1:D:22:GLU:OE2	1:D:150:LEU:HD22	2.20	0.40
1:F:168:ASP:HB3	1:F:172:ASP:OD2	2.22	0.40
1:B:65:ILE:HD12	1:B:65:ILE:N	2.36	0.40
1:C:93:LYS:HD3	1:C:97:GLU:HG2	2.02	0.40
1:D:130:VAL:HG23	1:D:131:ASP:N	2.36	0.40
1:C:22:GLU:OE1	1:C:22:GLU:HA	2.21	0.40

Continued on next page...

Continued from previous page...

Atom-1	Atom-2	Interatomic distance (Å)	Clash overlap (Å)
1:D:113:GLU:O	1:D:114:GLU:C	2.60	0.40
1:D:37:TYR:HB3	1:D:97:GLU:O	2.21	0.40
1:E:44:LYS:HE3	1:E:44:LYS:HB2	1.95	0.40
1:E:65:ILE:HG22	1:E:69:LEU:CD2	2.51	0.40
1:H:138:LEU:HA	1:H:189:LEU:O	2.21	0.40
1:H:106:PHE:O	1:H:195:TYR:HE2	2.03	0.40
1:A:28:ALA:C	1:A:30:LYS:H	2.25	0.40
1:B:85:MSE:O	1:B:89:ASN:ND2	2.55	0.40
1:C:67:ARG:NH2	1:D:189:LEU:HD13	2.28	0.40
1:E:63:GLU:O	1:E:66:TYR:HB3	2.21	0.40
1:F:190:HIS:ND1	1:F:191:SER:N	2.69	0.40
1:G:169:LEU:O	1:G:170:ASP:C	2.59	0.40
1:H:27:LEU:HD23	1:H:157:THR:HG23	2.04	0.40
1:H:171:ASN:C	1:H:173:ILE:H	2.24	0.40
1:A:114:GLU:O	1:A:117:TYR:HB3	2.22	0.40
1:A:17:MSE:HE3	1:A:43:VAL:HG11	2.03	0.40
1:A:93:LYS:NZ	1:A:97:GLU:OE2	2.40	0.40
1:B:45:LEU:HD23	1:B:82:LEU:HD13	2.00	0.40
1:C:7:LEU:N	1:C:7:LEU:HD23	2.36	0.40
1:D:194:PHE:N	1:D:194:PHE:CD2	2.89	0.40
1:E:13:CYS:O	1:E:38:GLY:HA2	2.22	0.40
1:F:66:TYR:CE1	1:F:83:LEU:HD13	2.56	0.40
1:H:111:THR:HG22	1:H:120:VAL:HG21	2.02	0.40

There are no symmetry-related clashes.

5.3 Torsion angles [i](#)

5.3.1 Protein backbone [i](#)

In the following table, the Percentiles column shows the percent Ramachandran outliers of the chain as a percentile score with respect to all X-ray entries followed by that with respect to entries of similar resolution.

The Analysed column shows the number of residues for which the backbone conformation was analysed, and the total number of residues.

Mol	Chain	Analysed	Favoured	Allowed	Outliers	Percentiles
1	A	188/195 (96%)	160 (85%)	23 (12%)	5 (3%)	5 27
1	B	188/195 (96%)	157 (84%)	24 (13%)	7 (4%)	3 21

Continued on next page...

Continued from previous page...

Mol	Chain	Analysed	Favoured	Allowed	Outliers	Percentiles	
1	C	188/195 (96%)	146 (78%)	35 (19%)	7 (4%)	3	21
1	D	188/195 (96%)	155 (82%)	22 (12%)	11 (6%)	1	11
1	E	188/195 (96%)	147 (78%)	32 (17%)	9 (5%)	2	15
1	F	188/195 (96%)	150 (80%)	31 (16%)	7 (4%)	3	21
1	G	188/195 (96%)	147 (78%)	33 (18%)	8 (4%)	2	18
1	H	188/195 (96%)	153 (81%)	31 (16%)	4 (2%)	7	32
All	All	1504/1560 (96%)	1215 (81%)	231 (15%)	58 (4%)	3	20

All (58) Ramachandran outliers are listed below:

Mol	Chain	Res	Type
1	B	131	ASP
1	C	74	LYS
1	C	90	ARG
1	C	191	SER
1	D	73	ASP
1	D	126	SER
1	E	131	ASP
1	E	135	VAL
1	G	52	LYS
1	H	131	ASP
1	A	19	ARG
1	A	126	SER
1	B	40	GLY
1	B	126	SER
1	B	127	MSE
1	C	82	LEU
1	D	127	MSE
1	E	18	ASN
1	F	58	PHE
1	F	81	GLY
1	F	170	ASP
1	G	170	ASP
1	G	172	ASP
1	H	170	ASP
1	B	58	PHE
1	B	73	ASP
1	C	131	ASP
1	D	82	LEU
1	E	58	PHE

Continued on next page...

Continued from previous page...

Mol	Chain	Res	Type
1	F	25	ASN
1	G	14	SER
1	G	90	ARG
1	A	170	ASP
1	B	19	ARG
1	C	170	ASP
1	D	19	ARG
1	D	25	ASN
1	D	48	MSE
1	D	132	ASN
1	E	76	PHE
1	E	144	ASP
1	F	191	SER
1	G	191	SER
1	H	172	ASP
1	A	53	PRO
1	C	76	PHE
1	D	146	ALA
1	E	130	VAL
1	F	59	GLY
1	G	74	LYS
1	D	131	ASP
1	H	58	PHE
1	E	92	ILE
1	F	143	VAL
1	G	59	GLY
1	E	134	PRO
1	A	40	GLY
1	D	46	PRO

5.3.2 Protein sidechains [i](#)

In the following table, the Percentiles column shows the percent sidechain outliers of the chain as a percentile score with respect to all X-ray entries followed by that with respect to entries of similar resolution.

The Analysed column shows the number of residues for which the sidechain conformation was analysed, and the total number of residues.

Mol	Chain	Analysed	Rotameric	Outliers	Percentiles
1	A	174/167 (104%)	152 (87%)	22 (13%)	4 19
1	B	174/167 (104%)	147 (84%)	27 (16%)	2 12

Continued on next page...

Continued from previous page...

Mol	Chain	Analysed	Rotameric	Outliers	Percentiles	
1	C	174/167 (104%)	155 (89%)	19 (11%)	6	25
1	D	174/167 (104%)	155 (89%)	19 (11%)	6	25
1	E	174/167 (104%)	150 (86%)	24 (14%)	3	16
1	F	174/167 (104%)	154 (88%)	20 (12%)	5	22
1	G	174/167 (104%)	155 (89%)	19 (11%)	6	25
1	H	174/167 (104%)	156 (90%)	18 (10%)	7	27
All	All	1392/1336 (104%)	1224 (88%)	168 (12%)	5	20

All (168) residues with a non-rotameric sidechain are listed below:

Mol	Chain	Res	Type
1	A	16	ASN
1	A	18	ASN
1	A	25	ASN
1	A	33	ASN
1	A	35	ARG
1	A	52	LYS
1	A	53	PRO
1	A	58	PHE
1	A	73	ASP
1	A	100	GLN
1	A	101	ASP
1	A	127	MSE
1	A	128	GLU
1	A	133	ARG
1	A	142	VAL
1	A	145	ASN
1	A	148	ASP
1	A	150	LEU
1	A	167	THR
1	A	170	ASP
1	A	185	LYS
1	A	195	TYR
1	B	7	LEU
1	B	14	SER
1	B	16	ASN
1	B	18	ASN
1	B	25	ASN
1	B	26	PHE
1	B	33	ASN

Continued on next page...

Continued from previous page...

Mol	Chain	Res	Type
1	B	35	ARG
1	B	52	LYS
1	B	58	PHE
1	B	73	ASP
1	B	82	LEU
1	B	84	HIS
1	B	90	ARG
1	B	97	GLU
1	B	100	GLN
1	B	101	ASP
1	B	115	ARG
1	B	127	MSE
1	B	128	GLU
1	B	131	ASP
1	B	142	VAL
1	B	145	ASN
1	B	148	ASP
1	B	150	LEU
1	B	151	MSE
1	B	172	ASP
1	C	16	ASN
1	C	33	ASN
1	C	35	ARG
1	C	45	LEU
1	C	52	LYS
1	C	58	PHE
1	C	79	GLN
1	C	97	GLU
1	C	100	GLN
1	C	114	GLU
1	C	127	MSE
1	C	128	GLU
1	C	131	ASP
1	C	142	VAL
1	C	148	ASP
1	C	151	MSE
1	C	167	THR
1	C	183	ARG
1	C	185	LYS
1	D	16	ASN
1	D	25	ASN
1	D	52	LYS

Continued on next page...

Continued from previous page...

Mol	Chain	Res	Type
1	D	53	PRO
1	D	58	PHE
1	D	66	TYR
1	D	73	ASP
1	D	90	ARG
1	D	97	GLU
1	D	100	GLN
1	D	115	ARG
1	D	127	MSE
1	D	141	ASP
1	D	145	ASN
1	D	148	ASP
1	D	150	LEU
1	D	151	MSE
1	D	178	GLN
1	D	193	LEU
1	E	14	SER
1	E	18	ASN
1	E	25	ASN
1	E	33	ASN
1	E	42	ARG
1	E	52	LYS
1	E	63	GLU
1	E	67	ARG
1	E	79	GLN
1	E	82	LEU
1	E	90	ARG
1	E	97	GLU
1	E	100	GLN
1	E	122	MSE
1	E	127	MSE
1	E	128	GLU
1	E	131	ASP
1	E	134	PRO
1	E	142	VAL
1	E	148	ASP
1	E	151	MSE
1	E	167	THR
1	E	184	ARG
1	E	185	LYS
1	F	16	ASN
1	F	18	ASN

Continued on next page...

Continued from previous page...

Mol	Chain	Res	Type
1	F	25	ASN
1	F	52	LYS
1	F	58	PHE
1	F	60	THR
1	F	69	LEU
1	F	70	GLU
1	F	73	ASP
1	F	78	THR
1	F	79	GLN
1	F	82	LEU
1	F	87	ASP
1	F	100	GLN
1	F	105	GLN
1	F	107	ASP
1	F	127	MSE
1	F	128	GLU
1	F	148	ASP
1	F	151	MSE
1	G	18	ASN
1	G	25	ASN
1	G	52	LYS
1	G	58	PHE
1	G	66	TYR
1	G	70	GLU
1	G	73	ASP
1	G	82	LEU
1	G	90	ARG
1	G	100	GLN
1	G	101	ASP
1	G	127	MSE
1	G	128	GLU
1	G	147	GLU
1	G	148	ASP
1	G	151	MSE
1	G	170	ASP
1	G	173	ILE
1	G	185	LYS
1	H	25	ASN
1	H	33	ASN
1	H	52	LYS
1	H	58	PHE
1	H	66	TYR

Continued on next page...

Continued from previous page...

Mol	Chain	Res	Type
1	H	73	ASP
1	H	82	LEU
1	H	100	GLN
1	H	101	ASP
1	H	115	ARG
1	H	127	MSE
1	H	128	GLU
1	H	142	VAL
1	H	151	MSE
1	H	170	ASP
1	H	172	ASP
1	H	173	ILE
1	H	185	LYS

Some sidechains can be flipped to improve hydrogen bonding and reduce clashes. All (67) such sidechains are listed below:

Mol	Chain	Res	Type
1	A	24	HIS
1	A	25	ASN
1	A	33	ASN
1	A	100	GLN
1	A	105	GLN
1	A	136	HIS
1	A	145	ASN
1	A	190	HIS
1	B	24	HIS
1	B	25	ASN
1	B	33	ASN
1	B	54	ASN
1	B	100	GLN
1	B	171	ASN
1	B	190	HIS
1	C	24	HIS
1	C	25	ASN
1	C	33	ASN
1	C	100	GLN
1	C	105	GLN
1	C	136	HIS
1	D	24	HIS
1	D	25	ASN
1	D	33	ASN
1	D	54	ASN

Continued on next page...

Continued from previous page...

Mol	Chain	Res	Type
1	D	100	GLN
1	D	105	GLN
1	D	136	HIS
1	D	145	ASN
1	E	18	ASN
1	E	24	HIS
1	E	25	ASN
1	E	33	ASN
1	E	54	ASN
1	E	100	GLN
1	E	136	HIS
1	E	145	ASN
1	E	190	HIS
1	F	16	ASN
1	F	18	ASN
1	F	24	HIS
1	F	25	ASN
1	F	33	ASN
1	F	54	ASN
1	F	100	GLN
1	F	105	GLN
1	F	145	ASN
1	G	18	ASN
1	G	24	HIS
1	G	25	ASN
1	G	33	ASN
1	G	54	ASN
1	G	100	GLN
1	G	105	GLN
1	G	132	ASN
1	G	145	ASN
1	G	171	ASN
1	H	16	ASN
1	H	18	ASN
1	H	24	HIS
1	H	25	ASN
1	H	33	ASN
1	H	54	ASN
1	H	100	GLN
1	H	105	GLN
1	H	136	HIS
1	H	145	ASN

5.3.3 RNA [i](#)

There are no RNA molecules in this entry.

5.4 Non-standard residues in protein, DNA, RNA chains [i](#)

There are no non-standard protein/DNA/RNA residues in this entry.

5.5 Carbohydrates [i](#)

There are no carbohydrates in this entry.

5.6 Ligand geometry [i](#)

There are no ligands in this entry.

5.7 Other polymers [i](#)

There are no such residues in this entry.

5.8 Polymer linkage issues [i](#)

There are no chain breaks in this entry.

6 Fit of model and data

6.1 Protein, DNA and RNA chains

In the following table, the column labelled ‘#RSRZ> 2’ contains the number (and percentage) of RSRZ outliers, followed by percent RSRZ outliers for the chain as percentile scores relative to all X-ray entries and entries of similar resolution. The OWAB column contains the minimum, median, 95th percentile and maximum values of the occupancy-weighted average B-factor per residue. The column labelled ‘Q< 0.9’ lists the number of (and percentage) of residues with an average occupancy less than 0.9.

Mol	Chain	Analysed	<RSRZ>	#RSRZ>2	OWAB(Å ²)	Q<0.9
1	A	179/195 (91%)	-0.07	2 (1%) 80 81	39, 67, 100, 109	0
1	B	179/195 (91%)	-0.02	1 (0%) 89 90	37, 67, 108, 123	0
1	C	179/195 (91%)	-0.08	1 (0%) 89 90	42, 71, 96, 111	0
1	D	179/195 (91%)	0.09	4 (2%) 62 60	53, 84, 112, 127	0
1	E	179/195 (91%)	-0.01	2 (1%) 80 81	30, 67, 99, 114	0
1	F	179/195 (91%)	0.26	7 (3%) 39 38	63, 96, 136, 140	0
1	G	179/195 (91%)	0.30	6 (3%) 45 43	60, 103, 143, 147	0
1	H	179/195 (91%)	-0.04	0 100 100	44, 74, 99, 104	0
All	All	1432/1560 (91%)	0.05	23 (1%) 72 70	30, 77, 130, 147	0

All (23) RSRZ outliers are listed below:

Mol	Chain	Res	Type	RSRZ
1	F	126	SER	4.5
1	G	131	ASP	4.5
1	G	130	VAL	3.9
1	F	195	TYR	3.8
1	F	32	PHE	3.2
1	A	50	PHE	3.1
1	E	50	PHE	2.9
1	D	193	LEU	2.8
1	G	169	LEU	2.7
1	F	9	VAL	2.7
1	E	51	ASP	2.6
1	G	32	PHE	2.5
1	F	7	LEU	2.5
1	B	50	PHE	2.4
1	G	195	TYR	2.4
1	D	45	LEU	2.3

Continued on next page...

Continued from previous page...

Mol	Chain	Res	Type	RSRZ
1	D	50	PHE	2.3
1	D	46	PRO	2.2
1	G	137	VAL	2.1
1	F	105	GLN	2.1
1	C	129	SER	2.1
1	F	130	VAL	2.0
1	A	51	ASP	2.0

6.2 Non-standard residues in protein, DNA, RNA chains [i](#)

There are no non-standard protein/DNA/RNA residues in this entry.

6.3 Carbohydrates [i](#)

There are no carbohydrates in this entry.

6.4 Ligands [i](#)

There are no ligands in this entry.

6.5 Other polymers [i](#)

There are no such residues in this entry.