



Full wwPDB X-ray Structure Validation Report ⓘ

May 13, 2020 – 09:44 am BST

PDB ID : 2Y0S
Title : Crystal structure of Sulfolobus shibatae RNA polymerase in P21 space group
Authors : Wojtas, M.; Peralta, B.; Ondiviela, M.; Mogni, M.; Bell, S.D.; Abrescia, N.G.A.
Deposited on : 2010-12-07
Resolution : 3.80 Å(reported)

This is a Full wwPDB X-ray Structure Validation Report for a publicly released PDB entry.

We welcome your comments at validation@mail.wwpdb.org

A user guide is available at

<https://www.wwpdb.org/validation/2017/XrayValidationReportHelp>

with specific help available everywhere you see the ⓘ symbol.

The following versions of software and data (see [references ⓘ](#)) were used in the production of this report:

MolProbity : 4.02b-467
Mogul : 1.8.5 (274361), CSD as541be (2020)
Xtriage (Phenix) : 1.13
EDS : 2.11
Percentile statistics : 20191225.v01 (using entries in the PDB archive December 25th 2019)
Refmac : 5.8.0158
CCP4 : 7.0.044 (Gargrove)
Ideal geometry (proteins) : Engh & Huber (2001)
Ideal geometry (DNA, RNA) : Parkinson et al. (1996)
Validation Pipeline (wwPDB-VP) : 2.11

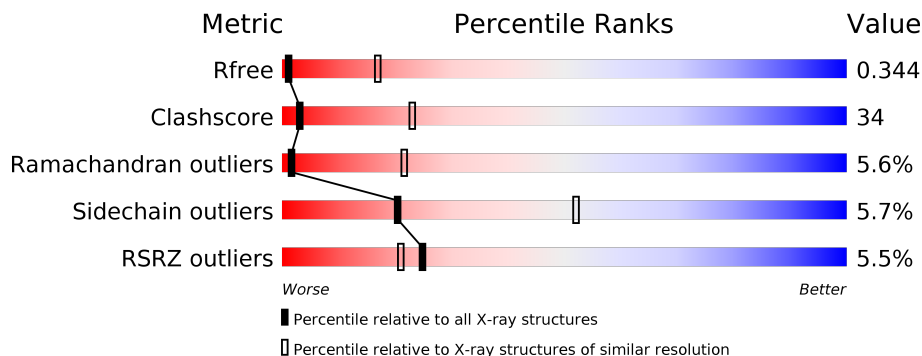
1 Overall quality at a glance

The following experimental techniques were used to determine the structure:

X-RAY DIFFRACTION

The reported resolution of this entry is 3.80 Å.

Percentile scores (ranging between 0-100) for global validation metrics of the entry are shown in the following graphic. The table shows the number of entries on which the scores are based.



Metric	Whole archive (#Entries)	Similar resolution (#Entries, resolution range(Å))
R_{free}	130704	1212 (4.00-3.60)
Clashscore	141614	1288 (4.00-3.60)
Ramachandran outliers	138981	1243 (4.00-3.60)
Sidechain outliers	138945	1237 (4.00-3.60)
RSRZ outliers	127900	1121 (4.00-3.60)

The table below summarises the geometric issues observed across the polymeric chains and their fit to the electron density. The red, orange, yellow and green segments on the lower bar indicate the fraction of residues that contain outliers for ≥ 3 , 2, 1 and 0 types of geometric quality criteria respectively. A grey segment represents the fraction of residues that are not modelled. The numeric value for each fraction is indicated below the corresponding segment, with a dot representing fractions $\leq 5\%$. The upper red bar (where present) indicates the fraction of residues that have poor fit to the electron density. The numeric value is given above the bar.

Mol	Chain	Length	Quality of chain
1	A	880	
1	W	880	
2	B	1131	
2	R	1131	
3	C	395	
3	Y	395	

Continued on next page...

Continued from previous page...

Mol	Chain	Length	Quality of chain
4	D	265	
4	S	265	
5	E	180	
5	T	180	
6	F	113	
6	U	113	
7	G	132	
7	V	132	
8	H	84	
8	Z	84	
9	I	95	
9	K	95	
10	J	104	
10	Q	104	
11	L	92	
11	M	92	
12	N	66	
12	O	66	
13	P	48	
13	X	48	

The following table lists non-polymeric compounds, carbohydrate monomers and non-standard residues in protein, DNA, RNA chains that are outliers for geometric or electron-density-fit criteria:

Mol	Type	Chain	Res	Chirality	Geometry	Clashes	Electron density
14	ZN	B	2124	-	-	-	X
14	ZN	B	2125	-	-	-	X
14	ZN	R	2124	-	-	-	X

Continued on next page...

Continued from previous page...

Mol	Type	Chain	Res	Chirality	Geometry	Clashes	Electron density
14	ZN	R	2125	-	-	-	X
15	MG	W	1882	-	-	-	X
16	F3S	D	1001	-	-	X	-
16	F3S	S	1001	-	-	X	-

2 Entry composition [i](#)

There are 16 unique types of molecules in this entry. The entry contains 52472 atoms, of which 0 are hydrogens and 0 are deuteriums.

In the tables below, the ZeroOcc column contains the number of atoms modelled with zero occupancy, the AltConf column contains the number of residues with at least one atom in alternate conformation and the Trace column contains the number of residues modelled with at most 2 atoms.

- Molecule 1 is a protein called DNA-DIRECTED RNA POLYMERASE.

Mol	Chain	Residues	Atoms					ZeroOcc	AltConf	Trace
			Total	C	N	O	S			
1	A	831	Total 6620	C 4211	N 1170	O 1212	S 27	0	0	0
1	W	831	Total 6620	C 4211	N 1170	O 1212	S 27	0	0	0

- Molecule 2 is a protein called DNA-DIRECTED RNA POLYMERASE.

Mol	Chain	Residues	Atoms					ZeroOcc	AltConf	Trace
			Total	C	N	O	S			
2	B	1085	Total 8615	C 5461	N 1526	O 1599	S 29	0	0	0
2	R	1085	Total 8615	C 5461	N 1526	O 1599	S 29	0	0	0

- Molecule 3 is a protein called DNA-DIRECTED RNA POLYMERASE SUBUNIT A'.

Mol	Chain	Residues	Atoms					ZeroOcc	AltConf	Trace
			Total	C	N	O	S			
3	C	368	Total 2845	C 1803	N 486	O 548	S 8	0	0	0
3	Y	368	Total 2845	C 1803	N 486	O 548	S 8	0	0	0

- Molecule 4 is a protein called DNA-DIRECTED RNA POLYMERASE SUBUNIT D.

Mol	Chain	Residues	Atoms					ZeroOcc	AltConf	Trace
			Total	C	N	O	S			
4	D	262	Total 2081	C 1338	N 336	O 394	S 13	0	0	0
4	S	262	Total 2081	C 1338	N 336	O 394	S 13	0	0	0

- Molecule 5 is a protein called RNA POLYMERASE SUBUNIT 4.

Mol	Chain	Residues	Atoms					ZeroOcc	AltConf	Trace
5	E	164	Total	C	N	O	S	0	0	0
			1297	833	219	240	5			
5	T	164	Total	C	N	O	S	0	0	0
			1297	833	219	240	5			

- Molecule 6 is a protein called RNA POLYMERASE SUBUNIT 7.

Mol	Chain	Residues	Atoms					ZeroOcc	AltConf	Trace
6	F	90	Total	C	N	O	S	0	0	0
			701	439	114	145	3			
6	U	90	Total	C	N	O	S	0	0	0
			701	439	114	145	3			

- Molecule 7 is a protein called RNA POLYMERASE SUBUNIT 8.

Mol	Chain	Residues	Atoms					ZeroOcc	AltConf	Trace
7	G	110	Total	C	N	O	S	0	0	0
			878	558	147	169	4			
7	V	110	Total	C	N	O	S	0	0	0
			878	558	147	169	4			

- Molecule 8 is a protein called DNA-DIRECTED RNA POLYMERASE SUBUNIT H.

Mol	Chain	Residues	Atoms				ZeroOcc	AltConf	Trace
8	H	74	Total	C	N	O	0	0	0
			609	396	108	105			
8	Z	74	Total	C	N	O	0	0	0
			609	396	108	105			

- Molecule 9 is a protein called DNA-DIRECTED RNA POLYMERASE SUBUNIT K.

Mol	Chain	Residues	Atoms					ZeroOcc	AltConf	Trace
9	I	82	Total	C	N	O	S	0	0	0
			653	419	117	116	1			
9	K	82	Total	C	N	O	S	0	0	0
			653	419	117	116	1			

- Molecule 10 is a protein called RNA POLYMERASE SUBUNIT 13.

Mol	Chain	Residues	Atoms					ZeroOcc	AltConf	Trace
10	J	39	Total	C	N	O	S	0	0	0
			332	210	54	67	1			

Continued on next page...

Continued from previous page...

Mol	Chain	Residues	Atoms					ZeroOcc	AltConf	Trace
10	Q	39	Total	C	N	O	S	0	0	0
			332	210	54	67	1			

There are 2 discrepancies between the modelled and reference sequences:

Chain	Residue	Modelled	Actual	Comment	Reference
J	40	ASN	ASP	conflict	UNP B8YB65
Q	40	ASN	ASP	conflict	UNP B8YB65

- Molecule 11 is a protein called DNA-DIRECTED RNA POLYMERASE SUBUNIT L.

Mol	Chain	Residues	Atoms					ZeroOcc	AltConf	Trace
11	L	91	Total	C	N	O	S	0	0	0
			707	454	114	137	2			
11	M	91	Total	C	N	O	S	0	0	0
			707	454	114	137	2			

- Molecule 12 is a protein called DNA-DIRECTED RNA POLYMERASE SUBUNIT N.

Mol	Chain	Residues	Atoms					ZeroOcc	AltConf	Trace
12	N	64	Total	C	N	O	S	0	0	0
			514	327	93	87	7			
12	O	64	Total	C	N	O	S	0	0	0
			514	327	93	87	7			

- Molecule 13 is a protein called RNA POLYMERASE SUBUNIT 12.

Mol	Chain	Residues	Atoms					ZeroOcc	AltConf	Trace
13	P	45	Total	C	N	O	S	0	0	0
			369	245	63	56	5			
13	X	45	Total	C	N	O	S	0	0	0
			369	245	63	56	5			

- Molecule 14 is ZINC ION (three-letter code: ZN) (formula: Zn).

Mol	Chain	Residues	Atoms		ZeroOcc	AltConf
14	P	1	Total	Zn	0	0
			1	1		
14	B	3	Total	Zn	0	0
			3	3		
14	W	2	Total	Zn	0	0
			2	2		

Continued on next page...

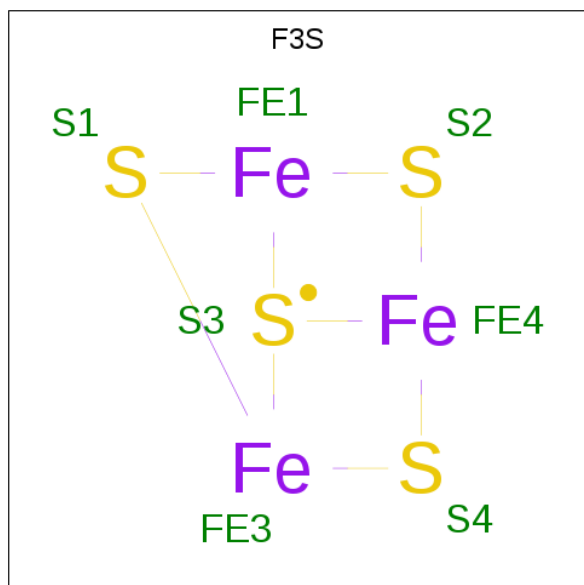
Continued from previous page...

Mol	Chain	Residues	Atoms		ZeroOcc	AltConf
14	A	2	Total	Zn	0	0
			2	2		
14	N	1	Total	Zn	0	0
			1	1		
14	X	1	Total	Zn	0	0
			1	1		
14	O	1	Total	Zn	0	0
			1	1		
14	R	3	Total	Zn	0	0
			3	3		

- Molecule 15 is MAGNESIUM ION (three-letter code: MG) (formula: Mg).

Mol	Chain	Residues	Atoms		ZeroOcc	AltConf
15	W	1	Total	Mg	0	0
			1	1		
15	A	1	Total	Mg	0	0
			1	1		

- Molecule 16 is FE3-S4 CLUSTER (three-letter code: F3S) (formula: Fe₃S₄).

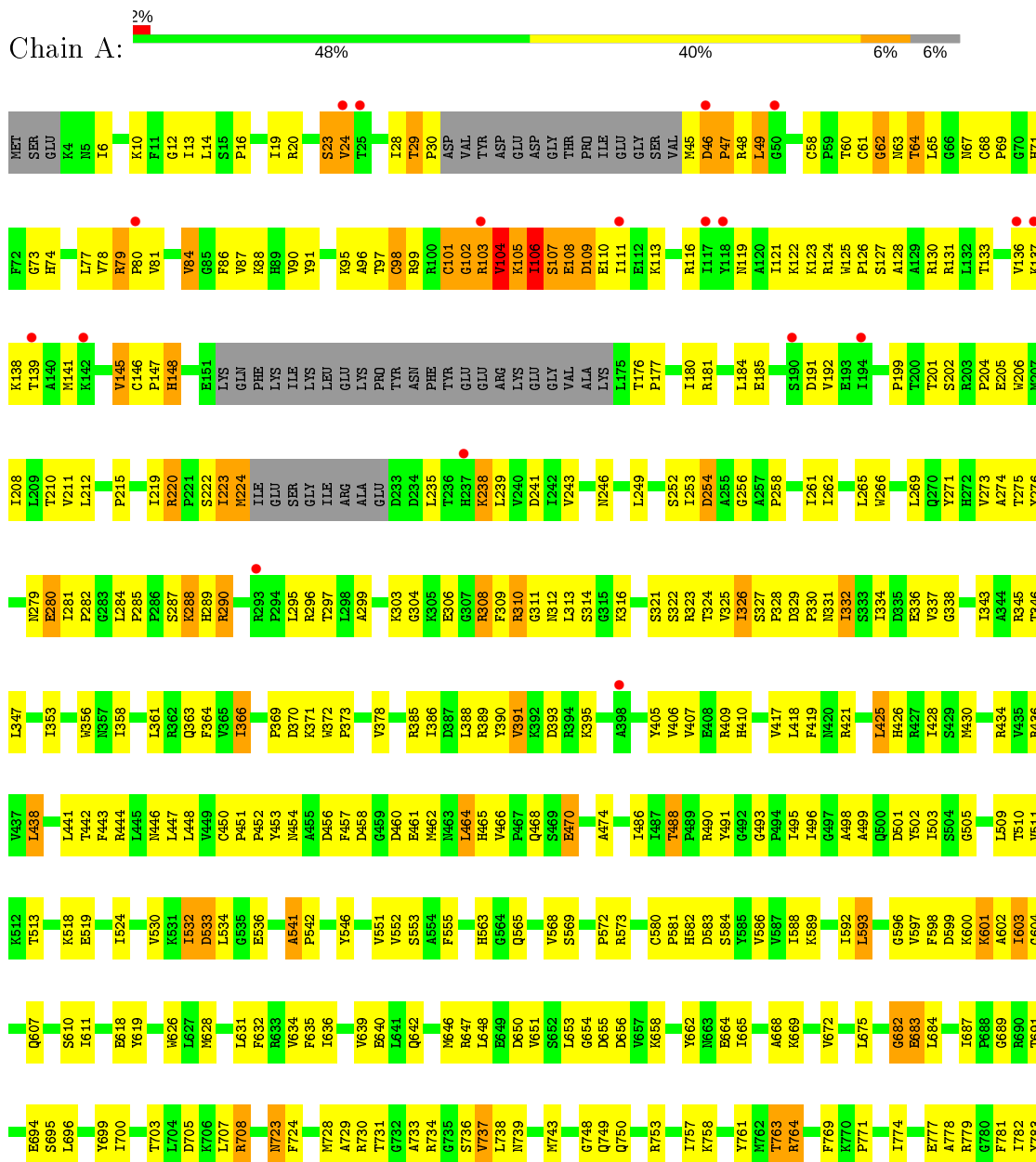


Mol	Chain	Residues	Atoms			ZeroOcc	AltConf
16	D	1	Total	Fe	S	0	0
			7	3	4		
16	S	1	Total	Fe	S	0	0
			7	3	4		

3 Residue-property plots

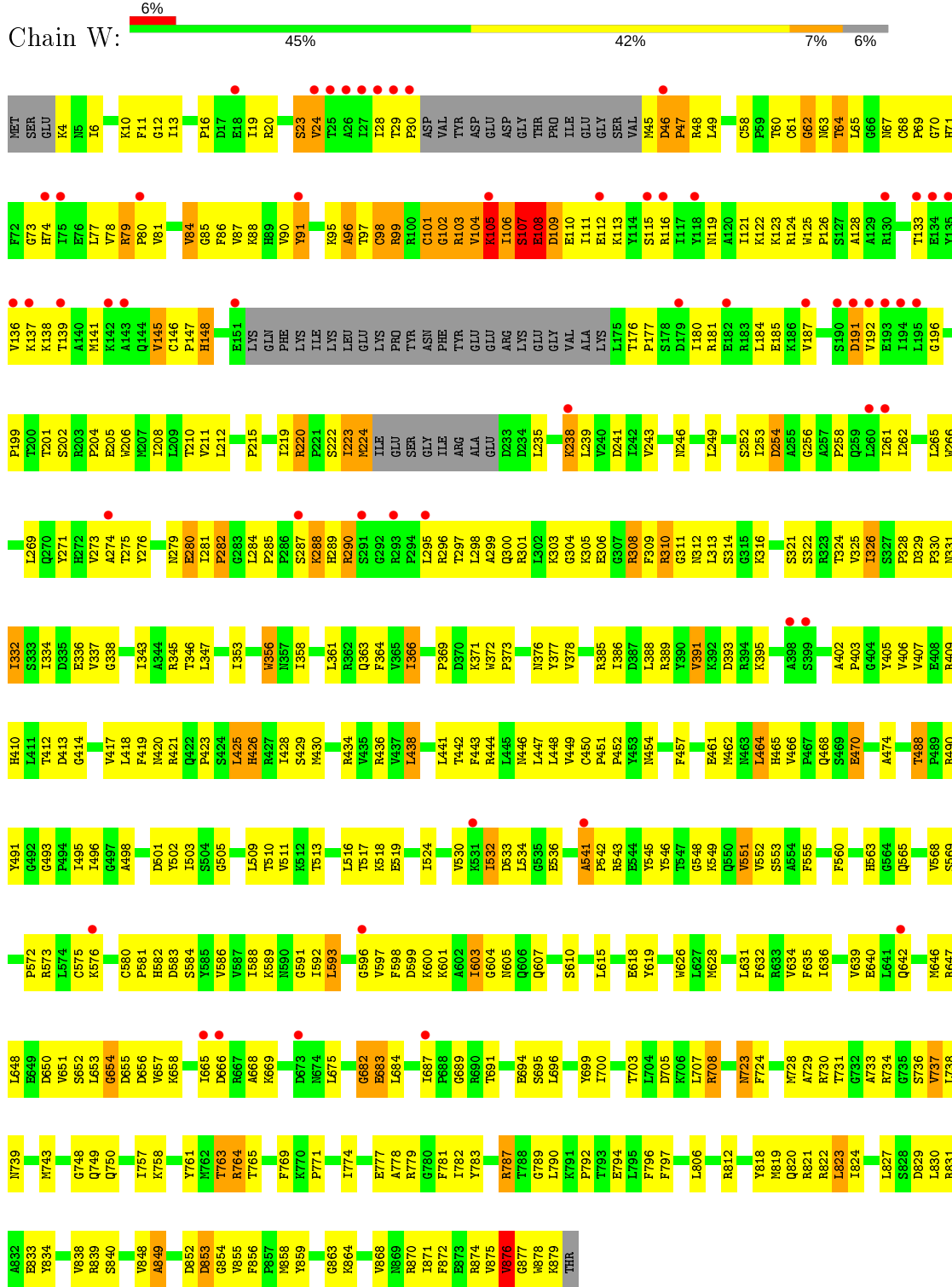
These plots are drawn for all protein, RNA and DNA chains in the entry. The first graphic for a chain summarises the proportions of the various outlier classes displayed in the second graphic. The second graphic shows the sequence view annotated by issues in geometry and electron density. Residues are color-coded according to the number of geometric quality criteria for which they contain at least one outlier: green = 0, yellow = 1, orange = 2 and red = 3 or more. A red dot above a residue indicates a poor fit to the electron density ($RSRZ > 2$). Stretches of 2 or more consecutive residues without any outlier are shown as a green connector. Residues present in the sample, but not in the model, are shown in grey.

• Molecule 1: DNA-DIRECTED RNA POLYMERASE

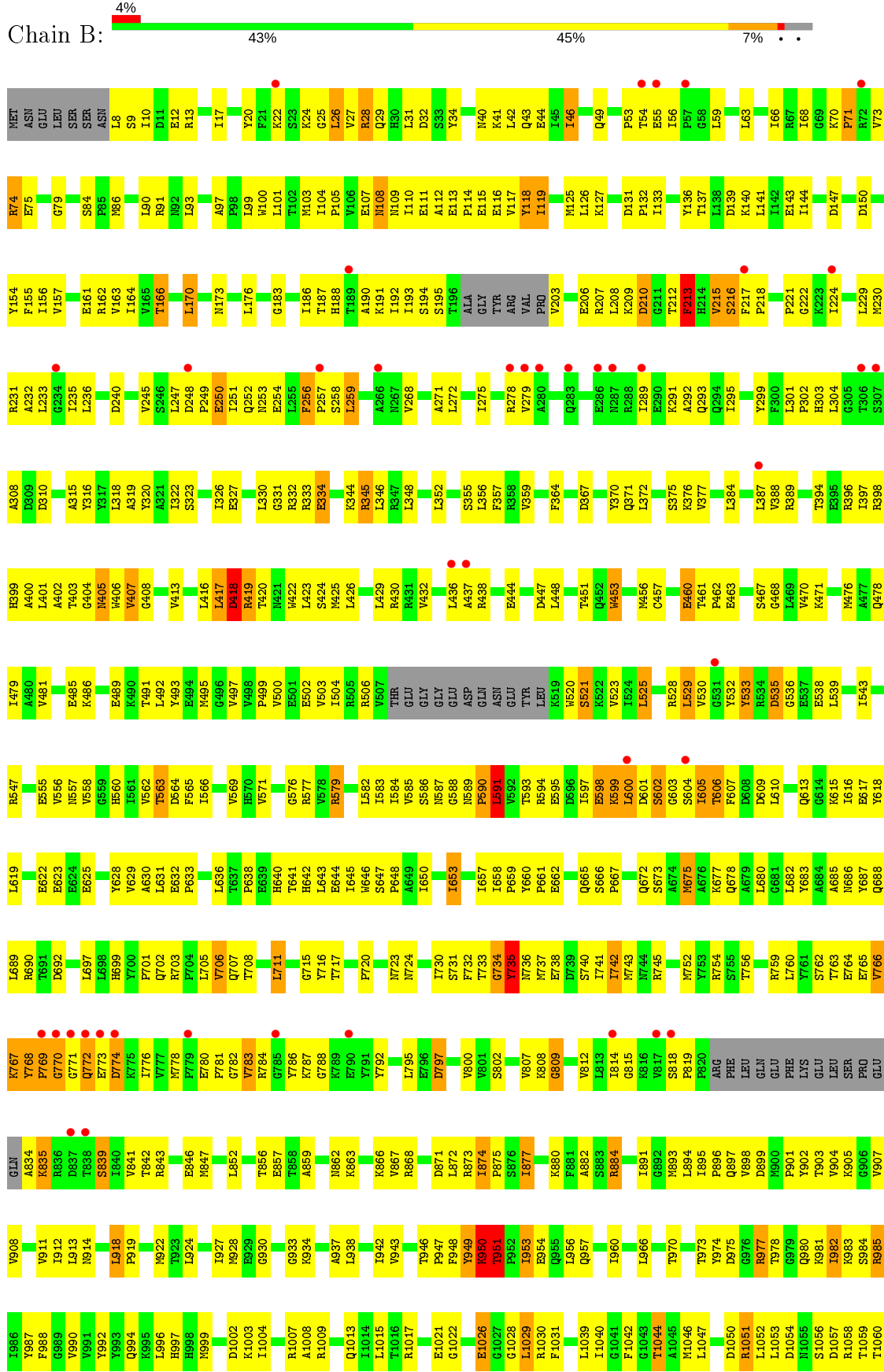


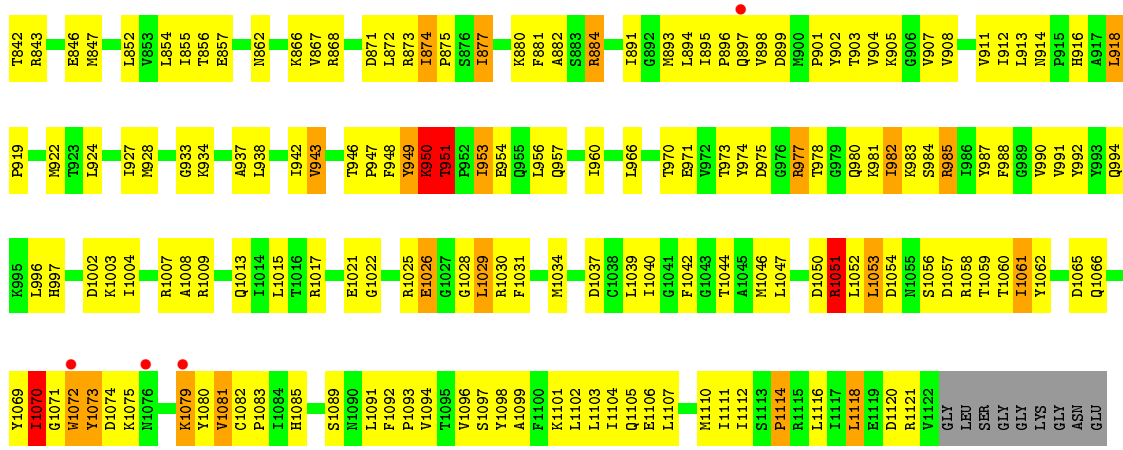


• Molecule 1: DNA-DIRECTED RNA POLYMERASE

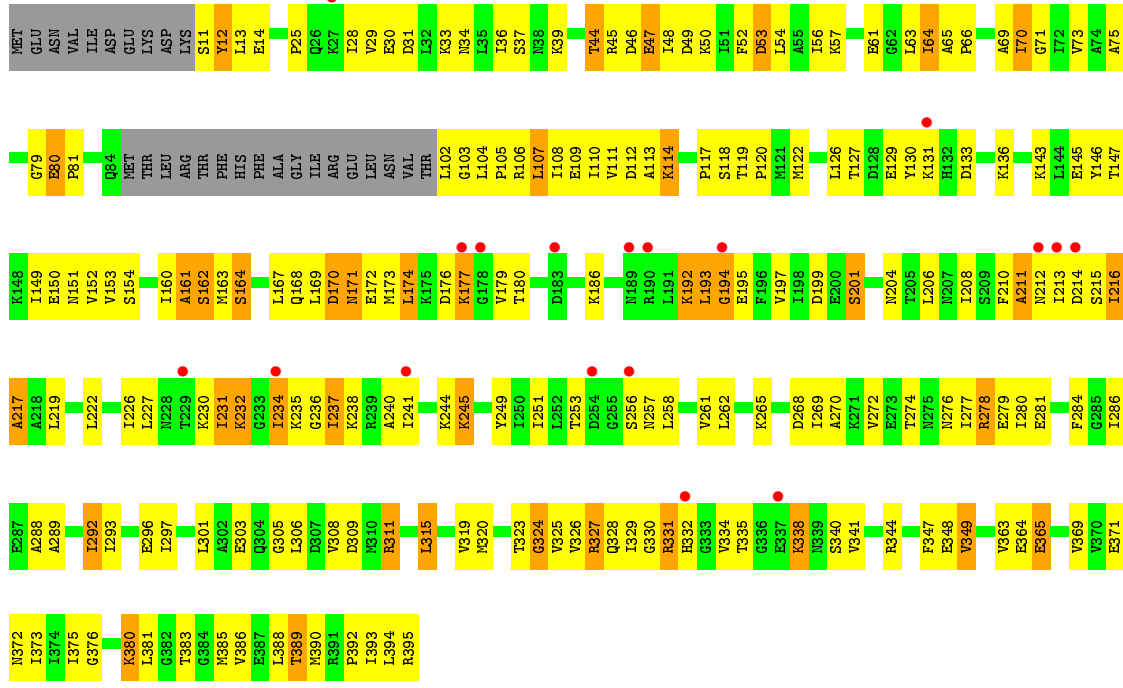


● Molecule 2: DNA-DIRECTED RNA POLYMERASE

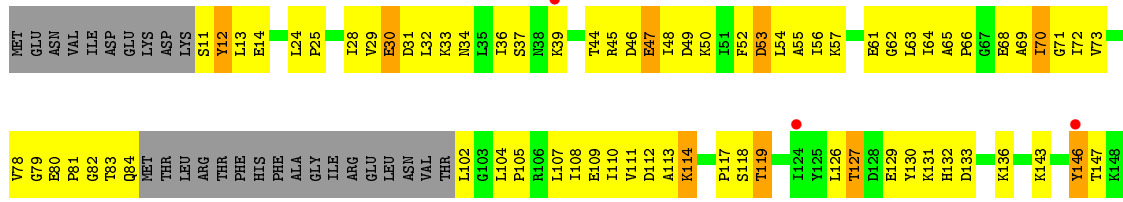


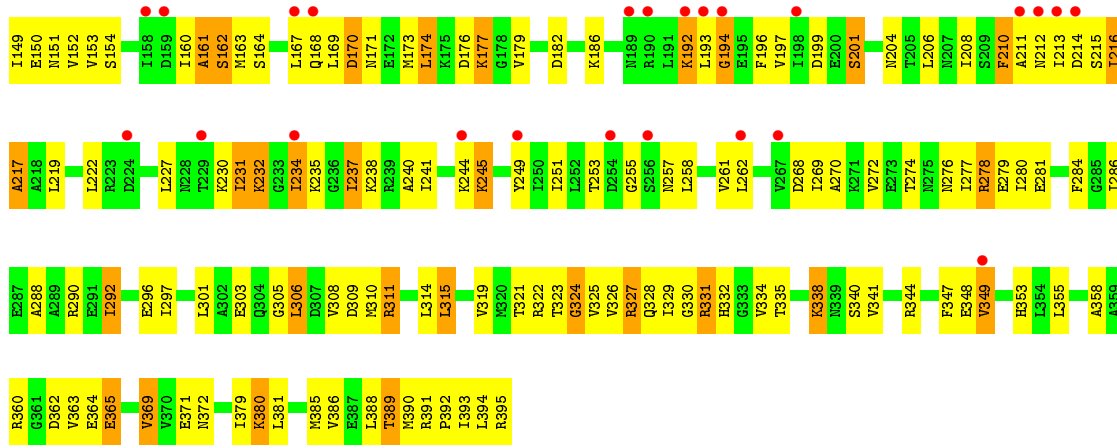


● Molecule 3: DNA-DIRECTED RNA POLYMERASE SUBUNIT A”

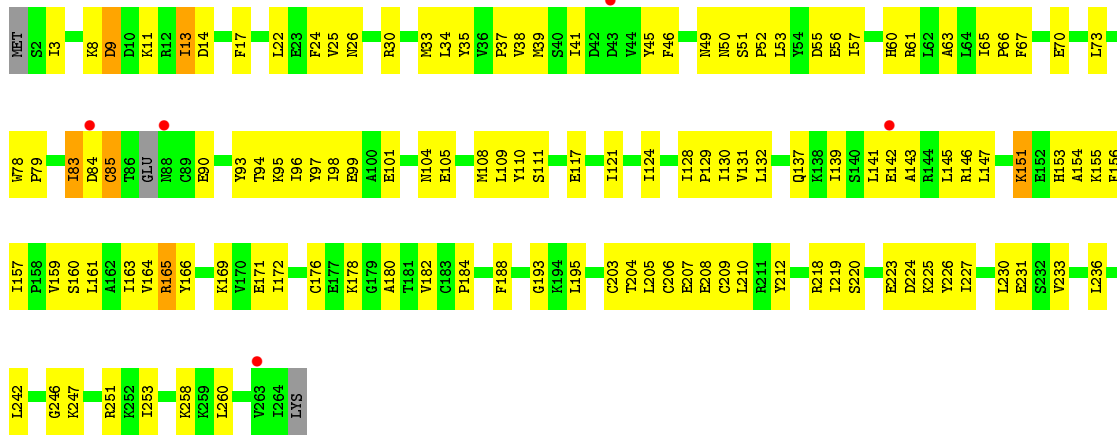


● Molecule 3: DNA-DIRECTED RNA POLYMERASE SUBUNIT A”

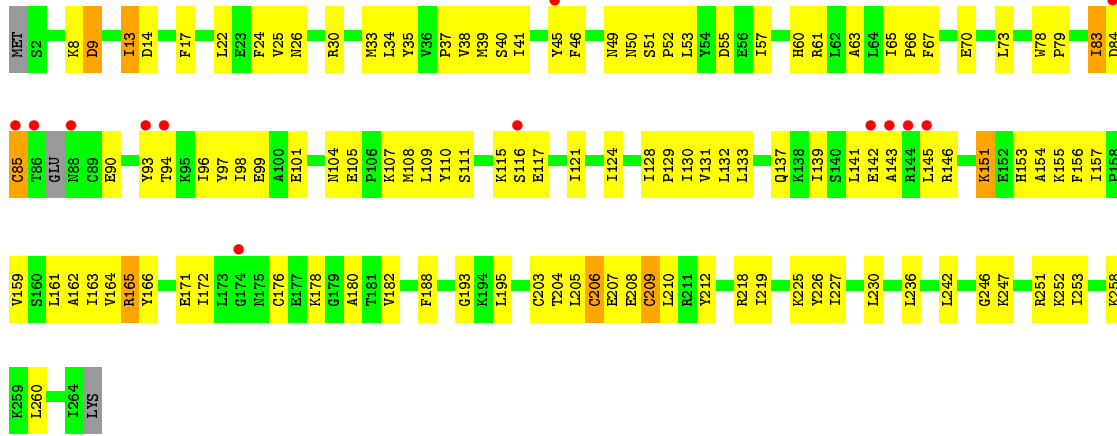




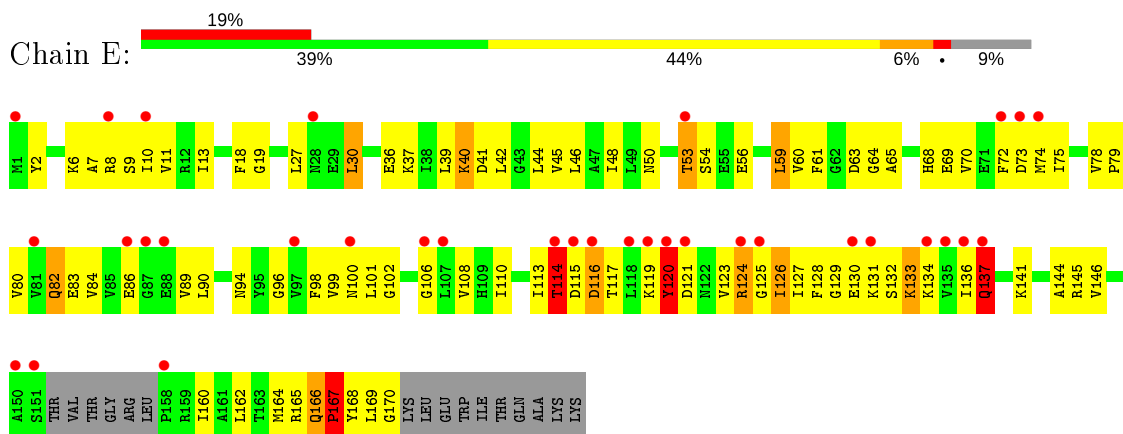
• Molecule 4: DNA-DIRECTED RNA POLYMERASE SUBUNIT D



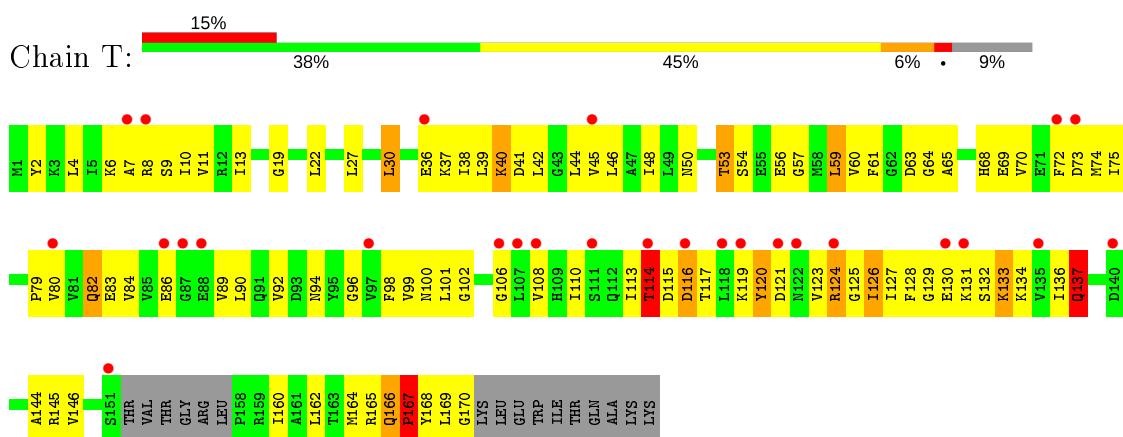
• Molecule 4: DNA-DIRECTED RNA POLYMERASE SUBUNIT D



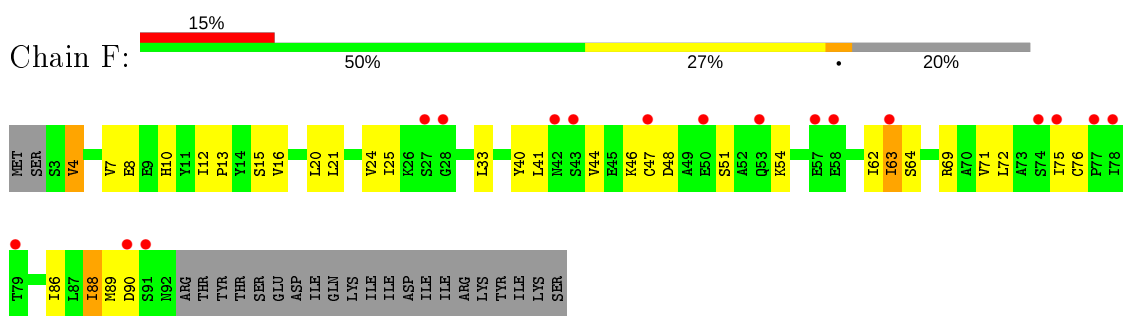
• Molecule 5: RNA POLYMERASE SUBUNIT 4



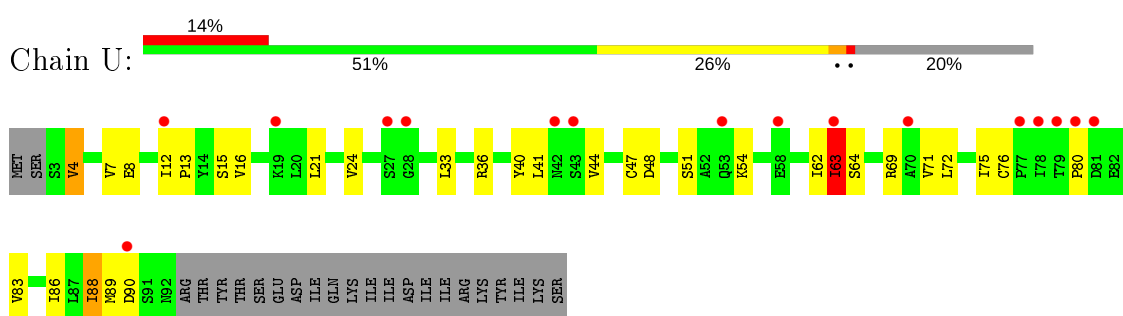
- Molecule 5: RNA POLYMERASE SUBUNIT 4



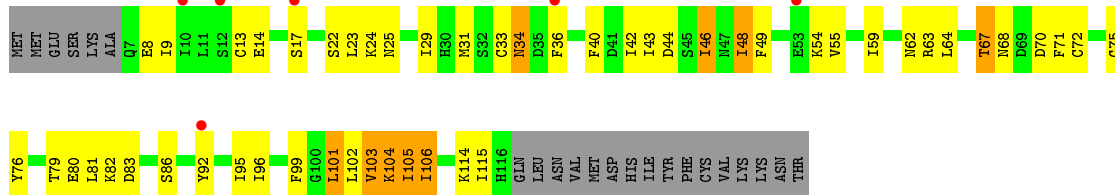
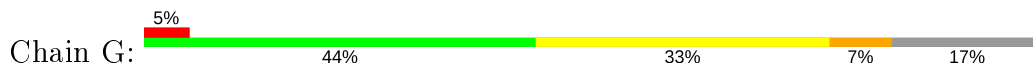
- Molecule 6: RNA POLYMERASE SUBUNIT 7



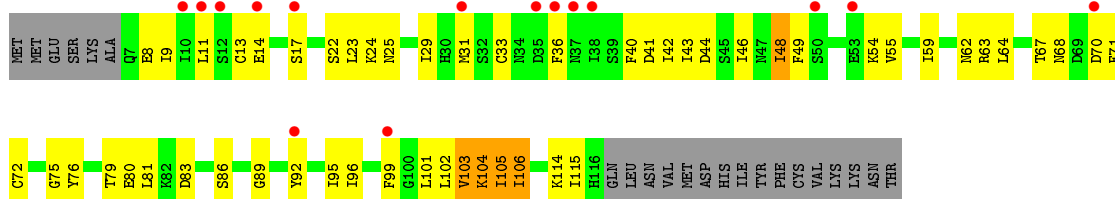
- Molecule 6: RNA POLYMERASE SUBUNIT 7



- Molecule 7: RNA POLYMERASE SUBUNIT 8



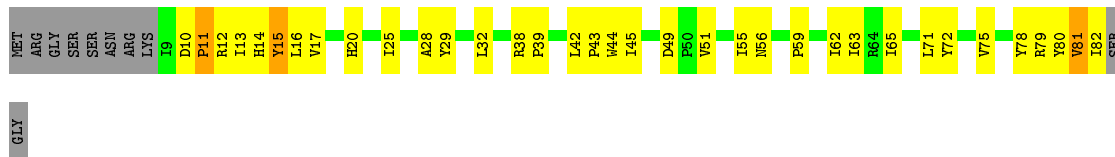
• Molecule 7: RNA POLYMERASE SUBUNIT 8



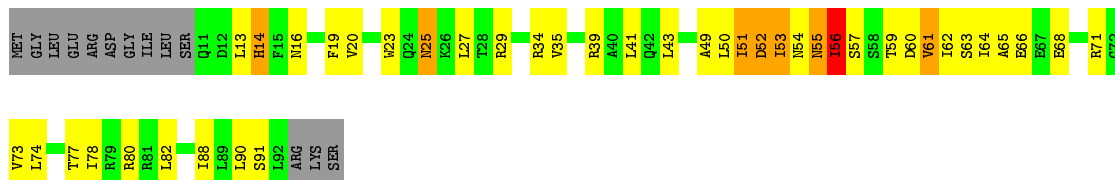
• Molecule 8: DNA-DIRECTED RNA POLYMERASE SUBUNIT H



• Molecule 8: DNA-DIRECTED RNA POLYMERASE SUBUNIT H



• Molecule 9: DNA-DIRECTED RNA POLYMERASE SUBUNIT K



• Molecule 9: DNA-DIRECTED RNA POLYMERASE SUBUNIT K

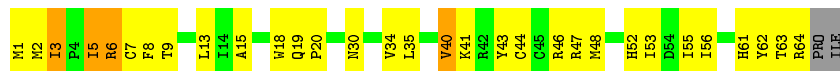
- Molecule 12: DNA-DIRECTED RNA POLYMERASE SUBUNIT N

Chain N:  53% 38% 6%




- Molecule 12: DNA-DIRECTED RNA POLYMERASE SUBUNIT N

Chain O:  50% 41% 6%



- Molecule 13: RNA POLYMERASE SUBUNIT 12

Chain P:  6% 42% 44% 8% 6%



- Molecule 13: RNA POLYMERASE SUBUNIT 12

Chain X:  4% 48% 38% 8% 6%



4 Data and refinement statistics

Property	Value	Source
Space group	P 1 21 1	Depositor
Cell constants a, b, c, α , β , γ	129.33Å 195.91Å 212.45Å 90.00° 105.73° 90.00°	Depositor
Resolution (Å)	29.86 – 3.80 47.12 – 3.79	Depositor EDS
% Data completeness (in resolution range)	99.2 (29.86-3.80) 98.6 (47.12-3.79)	Depositor EDS
R_{merge}	0.20	Depositor
R_{sym}	(Not available)	Depositor
$\langle I/\sigma(I) \rangle$ ¹	2.94 (at 3.77Å)	Xtrriage
Refinement program	PHENIX (PHENIX.REFINE)	Depositor
R, R_{free}	0.300 , 0.354 0.287 , 0.344	Depositor DCC
R_{free} test set	5001 reflections (5.00%)	wwPDB-VP
Wilson B-factor (Å ²)	79.6	Xtrriage
Anisotropy	0.414	Xtrriage
Bulk solvent k_{sol} (e/Å ³), B_{sol} (Å ²)	0.30 , 96.3	EDS
L-test for twinning ²	$\langle L \rangle = 0.51$, $\langle L^2 \rangle = 0.34$	Xtrriage
Estimated twinning fraction	0.000 for h,-k,-h-l	Xtrriage
F_o, F_c correlation	0.84	EDS
Total number of atoms	52472	wwPDB-VP
Average B, all atoms (Å ²)	116.0	wwPDB-VP

Xtrriage's analysis on translational NCS is as follows: *The analyses of the Patterson function reveals a significant off-origin peak that is 21.01 % of the origin peak, indicating pseudo-translational symmetry. The chance of finding a peak of this or larger height randomly in a structure without pseudo-translational symmetry is equal to 7.6829e-03. The detected translational NCS is most likely also responsible for the elevated intensity ratio.*

¹ Intensities estimated from amplitudes.

² Theoretical values of $\langle |L| \rangle$, $\langle L^2 \rangle$ for acentric reflections are 0.5, 0.333 respectively for untwinned datasets, and 0.375, 0.2 for perfectly twinned datasets.

5 Model quality [i](#)

5.1 Standard geometry [i](#)

Bond lengths and bond angles in the following residue types are not validated in this section: ZN, F3S, MG

The Z score for a bond length (or angle) is the number of standard deviations the observed value is removed from the expected value. A bond length (or angle) with $|Z| > 5$ is considered an outlier worth inspection. RMSZ is the root-mean-square of all Z scores of the bond lengths (or angles).

Mol	Chain	Bond lengths		Bond angles	
		RMSZ	# Z >5	RMSZ	# Z >5
1	A	0.54	3/6762 (0.0%)	0.81	7/9151 (0.1%)
1	W	0.44	2/6762 (0.0%)	0.62	4/9151 (0.0%)
2	B	0.50	0/8778	0.81	1/11873 (0.0%)
2	R	0.42	0/8778	0.60	0/11873
3	C	0.50	1/2869 (0.0%)	0.80	0/3862
3	Y	0.41	0/2869	0.61	0/3862
4	D	0.39	0/2116	0.64	0/2859
4	S	0.32	0/2116	0.48	0/2859
5	E	0.40	0/1316	0.71	0/1775
5	T	0.36	1/1316 (0.1%)	0.53	0/1775
6	F	0.28	0/709	0.62	0/961
6	U	0.25	0/709	0.41	0/961
7	G	0.40	0/890	0.67	0/1194
7	V	0.33	0/890	0.51	0/1194
8	H	0.53	0/623	0.77	0/845
8	Z	0.42	0/623	0.58	0/845
9	I	1.29	3/662 (0.5%)	0.90	5/896 (0.6%)
9	K	1.33	4/662 (0.6%)	1.01	5/896 (0.6%)
10	J	0.36	0/336	0.51	0/450
10	Q	0.43	0/336	0.71	0/450
11	L	0.40	0/717	0.68	0/968
11	M	0.31	0/717	0.52	0/968
12	N	0.43	0/524	0.68	0/706
12	O	0.35	0/524	0.52	0/706
13	P	0.49	0/378	0.80	0/507
13	X	0.44	0/378	0.66	0/507
All	All	0.49	14/53360 (0.0%)	0.69	22/72094 (0.0%)

Chiral center outliers are detected by calculating the chiral volume of a chiral center and verifying if the center is modelled as a planar moiety or with the opposite hand. A planarity outlier is detected by checking planarity of atoms in a peptide group, atoms in a mainchain group or atoms of a

sidechain that are expected to be planar.

Mol	Chain	#Chirality outliers	#Planarity outliers
1	A	0	1
5	E	0	1
5	T	0	1
9	I	0	1
9	K	0	1
All	All	0	5

All (14) bond length outliers are listed below:

Mol	Chain	Res	Type	Atoms	Z	Observed(Å)	Ideal(Å)
9	I	56	ILE	C-N	-22.63	0.82	1.34
9	K	55	ASN	C-N	21.74	1.84	1.34
9	K	56	ILE	C-N	-21.68	0.84	1.34
9	I	55	ASN	C-N	20.09	1.80	1.34
1	A	104	VAL	CB-CG2	-9.48	1.32	1.52
1	W	101	CYS	CB-SG	8.03	1.95	1.82
3	C	80	GLU	CG-CD	7.09	1.62	1.51
1	A	104	VAL	CB-CG1	-7.06	1.38	1.52
1	A	146	CYS	CB-SG	-5.68	1.72	1.81
5	T	57	GLY	C-N	-5.39	1.21	1.34
1	W	104	VAL	CB-CG1	-5.15	1.42	1.52
9	I	25	ASN	C-N	5.13	1.45	1.34
9	K	25	ASN	C-N	5.10	1.45	1.34
9	K	70	LYS	N-CA	-5.08	1.36	1.46

All (22) bond angle outliers are listed below:

Mol	Chain	Res	Type	Atoms	Z	Observed(°)	Ideal(°)
9	I	55	ASN	O-C-N	9.91	138.56	122.70
9	K	55	ASN	CA-C-N	-9.88	95.47	117.20
9	I	55	ASN	CA-C-N	-9.78	95.68	117.20
9	I	56	ILE	O-C-N	-9.40	107.66	122.70
9	K	55	ASN	O-C-N	9.26	137.52	122.70
1	W	98	CYS	CA-CB-SG	8.54	129.38	114.00
9	K	56	ILE	O-C-N	-8.41	109.24	122.70
1	A	102	GLY	N-CA-C	-7.68	93.91	113.10
9	I	56	ILE	C-N-CA	6.55	138.07	121.70
9	K	56	ILE	C-N-CA	6.40	137.70	121.70
1	A	456	ASP	CB-CG-OD2	6.32	123.99	118.30
1	A	98	CYS	CA-CB-SG	6.29	125.32	114.00
1	W	105	LYS	CD-CE-NZ	-5.97	97.96	111.70

Continued on next page...

Continued from previous page...

Mol	Chain	Res	Type	Atoms	Z	Observed(°)	Ideal(°)
1	W	102	GLY	N-CA-C	-5.81	98.58	113.10
2	B	774	ASP	CB-CG-OD2	5.73	123.46	118.30
9	I	56	ILE	CA-C-N	5.61	129.53	117.20
1	A	106	ILE	CG1-CB-CG2	5.60	123.73	111.40
1	A	104	VAL	CG1-CB-CG2	5.53	119.74	110.90
1	W	104	VAL	CG1-CB-CG2	-5.51	102.09	110.90
1	A	533	ASP	N-CA-CB	5.20	119.96	110.60
9	K	91	SER	N-CA-C	5.08	124.70	111.00
1	A	460	ASP	CB-CG-OD1	5.05	122.84	118.30

There are no chirality outliers.

All (5) planarity outliers are listed below:

Mol	Chain	Res	Type	Group
1	A	104	VAL	Mainchain
5	E	167	PRO	Peptide
9	I	56	ILE	Mainchain
9	K	56	ILE	Mainchain
5	T	167	PRO	Peptide

5.2 Too-close contacts

In the following table, the Non-H and H(model) columns list the number of non-hydrogen atoms and hydrogen atoms in the chain respectively. The H(added) column lists the number of hydrogen atoms added and optimized by MolProbity. The Clashes column lists the number of clashes within the asymmetric unit, whereas Symm-Clashes lists symmetry related clashes.

Mol	Chain	Non-H	H(model)	H(added)	Clashes	Symm-Clashes
1	A	6620	0	6690	471	0
1	W	6620	0	6690	497	0
2	B	8615	0	8753	693	0
2	R	8615	0	8754	695	0
3	C	2845	0	3004	244	0
3	Y	2845	0	3004	252	0
4	D	2081	0	2122	131	0
4	S	2081	0	2123	119	0
5	E	1297	0	1348	123	0
5	T	1297	0	1348	122	0
6	F	701	0	708	48	0
6	U	701	0	708	46	0
7	G	878	0	886	55	0

Continued on next page...

Continued from previous page...

Mol	Chain	Non-H	H(model)	H(added)	Clashes	Symm-Clashes
7	V	878	0	886	57	0
8	H	609	0	640	42	0
8	Z	609	0	640	36	0
9	I	653	0	688	59	0
9	K	653	0	688	56	0
10	J	332	0	324	20	0
10	Q	332	0	324	29	0
11	L	707	0	739	36	0
11	M	707	0	739	32	0
12	N	514	0	528	32	0
12	O	514	0	528	36	0
13	P	369	0	396	45	0
13	X	369	0	396	49	0
14	A	2	0	0	0	0
14	B	3	0	0	0	0
14	N	1	0	0	0	0
14	O	1	0	0	0	0
14	P	1	0	0	0	0
14	R	3	0	0	0	0
14	W	2	0	0	0	0
14	X	1	0	0	0	0
15	A	1	0	0	0	0
15	W	1	0	0	0	0
16	D	7	0	0	5	0
16	S	7	0	0	9	0
All	All	52472	0	53654	3571	0

The all-atom clashscore is defined as the number of clashes found per 1000 atoms (including hydrogen atoms). The all-atom clashscore for this structure is 34.

All (3571) close contacts within the same asymmetric unit are listed below, sorted by their clash magnitude.

Atom-1	Atom-2	Interatomic distance (Å)	Clash overlap (Å)
9:I:55:ASN:C	9:I:56:ILE:N	1.80	1.32
9:K:55:ASN:C	9:K:56:ILE:N	1.84	1.30
9:I:56:ILE:O	9:I:57:SER:N	1.67	1.24
9:K:56:ILE:O	9:K:57:SER:N	1.71	1.19
3:Y:168:GLN:HG2	3:Y:204:ASN:OD1	1.42	1.18
9:I:56:ILE:C	9:I:57:SER:CA	2.13	1.17
9:K:56:ILE:C	9:K:57:SER:CA	2.14	1.15
2:B:768:TYR:HB3	2:B:769:PRO:HD3	1.30	1.14

Continued on next page...

Continued from previous page...

Atom-1	Atom-2	Interatomic distance (Å)	Clash overlap (Å)
3:C:168:GLN:HG2	3:C:204:ASN:OD1	1.48	1.14
2:B:768:TYR:HB3	2:B:769:PRO:CD	1.81	1.11
9:K:56:ILE:CA	9:K:57:SER:N	2.14	1.10
9:I:56:ILE:CA	9:I:57:SER:N	2.14	1.10
2:R:768:TYR:HB3	2:R:769:PRO:CD	1.82	1.09
2:B:767:LYS:CB	2:B:768:TYR:HA	1.90	1.02
1:A:426:HIS:CE1	3:C:80:GLU:OE2	2.13	1.01
4:S:203:CYS:HG	16:S:1001:F3S:FE3	0.70	1.00
2:R:768:TYR:HB3	2:R:769:PRO:HD3	1.42	0.99
2:B:767:LYS:HB3	2:B:768:TYR:HA	1.46	0.98
1:W:103:ARG:HB2	1:W:191:ASP:OD1	1.62	0.98
3:C:244:LYS:HA	3:C:245:LYS:HB3	1.46	0.97
1:A:426:HIS:ND1	3:C:80:GLU:OE2	1.98	0.97
1:W:426:HIS:CE1	3:Y:80:GLU:OE2	2.18	0.97
1:W:98:CYS:O	1:W:146:CYS:SG	2.25	0.95
3:Y:244:LYS:HA	3:Y:245:LYS:HB3	1.50	0.94
2:R:31:LEU:HD23	2:R:125:MET:HE3	1.51	0.92
2:B:766:VAL:HG22	2:B:767:LYS:H	1.34	0.92
1:A:99:ARG:NH1	1:A:147:PRO:HG2	1.85	0.91
2:R:767:LYS:HB3	2:R:768:TYR:CD1	2.03	0.91
2:R:767:LYS:CB	2:R:768:TYR:HA	1.99	0.91
2:B:767:LYS:HB3	2:B:768:TYR:CD1	2.06	0.90
2:B:767:LYS:HB3	2:B:768:TYR:CA	2.01	0.90
2:B:767:LYS:CG	2:B:768:TYR:HA	2.01	0.90
2:B:766:VAL:HG12	2:B:774:ASP:OD2	1.71	0.89
2:R:31:LEU:HA	2:R:125:MET:CE	2.03	0.89
2:B:786:TYR:CE2	2:B:788:GLY:HA2	2.08	0.89
9:K:56:ILE:C	9:K:57:SER:N	0.84	0.89
2:B:767:LYS:HB3	2:B:768:TYR:CG	2.08	0.88
1:W:426:HIS:ND1	3:Y:80:GLU:OE2	2.06	0.88
3:C:149:ILE:HD13	3:C:230:LYS:HB3	1.55	0.88
1:W:103:ARG:HB2	1:W:191:ASP:CG	1.94	0.88
2:B:31:LEU:HA	2:B:125:MET:CE	2.04	0.88
2:B:953:ILE:H	2:B:953:ILE:HD13	1.39	0.87
5:E:30:LEU:HD13	5:E:72:PHE:CZ	2.10	0.87
9:I:56:ILE:C	9:I:57:SER:N	0.82	0.87
2:R:767:LYS:CG	2:R:768:TYR:HA	2.05	0.86
13:P:17:GLN:HG3	13:P:19:LYS:HG2	1.58	0.86
2:R:767:LYS:HB3	2:R:768:TYR:HA	1.55	0.85
2:R:766:VAL:HG12	2:R:774:ASP:OD2	1.76	0.85
1:A:104:VAL:CG1	1:A:104:VAL:O	2.21	0.85

Continued on next page...

Continued from previous page...

Atom-1	Atom-2	Interatomic distance (Å)	Clash overlap (Å)
2:R:767:LYS:HB3	2:R:768:TYR:CG	2.12	0.85
2:R:786:TYR:CE2	2:R:788:GLY:HA2	2.10	0.85
2:R:356:LEU:HA	2:R:407:VAL:HG21	1.56	0.84
2:B:602:SER:HB2	2:B:605:ILE:HG21	1.60	0.84
2:B:356:LEU:HA	2:B:407:VAL:HG21	1.57	0.84
2:B:46:ILE:HG13	2:B:66:ILE:HD11	1.60	0.83
7:G:83:ASP:HB2	7:G:101:LEU:HG	1.60	0.83
1:A:104:VAL:HG12	1:A:137:LYS:HA	1.60	0.83
1:A:600:LYS:O	1:A:601:LYS:HB2	1.77	0.83
1:A:586:VAL:HA	1:A:596:GLY:HA3	1.60	0.83
2:R:646:TRP:CZ3	2:R:648:PRO:HB2	2.14	0.82
3:C:28:ILE:HD13	9:K:14:HIS:NE2	1.93	0.82
3:C:163:MET:CB	3:C:164:SER:HA	2.08	0.82
2:B:1069:TYR:HA	2:B:1070:ILE:HB	1.59	0.82
2:B:1031:PHE:CD1	2:B:1052:LEU:HD11	2.14	0.82
2:B:213:PHE:HB2	2:B:259:LEU:HD11	1.60	0.81
5:T:30:LEU:HD13	5:T:72:PHE:CZ	2.16	0.81
7:V:83:ASP:HB2	7:V:101:LEU:HG	1.63	0.81
2:R:767:LYS:HA	2:R:767:LYS:CE	2.10	0.81
9:I:14:HIS:CD2	3:Y:28:ILE:HD13	2.15	0.81
2:R:1031:PHE:CD1	2:R:1052:LEU:HD11	2.16	0.81
2:R:767:LYS:HB3	2:R:768:TYR:CA	2.11	0.81
1:A:103:ARG:NE	1:A:191:ASP:OD1	2.14	0.81
3:Y:163:MET:HB2	3:Y:164:SER:HA	1.62	0.81
9:I:14:HIS:NE2	3:Y:28:ILE:HD13	1.96	0.81
3:C:163:MET:HB2	3:C:164:SER:HA	1.63	0.81
5:E:114:THR:CB	5:E:115:ASP:HA	2.11	0.81
1:W:104:VAL:CG1	1:W:137:LYS:CB	2.58	0.81
1:A:474:ALA:HB2	9:K:62:ILE:CD1	2.09	0.81
3:C:64:ILE:HG22	3:C:65:ALA:H	1.46	0.80
2:R:26:LEU:HG	2:R:27:VAL:HG23	1.64	0.80
2:B:113:GLU:HB3	2:B:114:PRO:CD	2.10	0.80
2:R:856:THR:HG23	13:X:32:LYS:O	1.81	0.80
2:B:646:TRP:CZ3	2:B:648:PRO:HB2	2.17	0.80
1:A:103:ARG:HB2	1:A:191:ASP:CG	2.00	0.80
2:R:953:ILE:H	2:R:953:ILE:HD13	1.45	0.80
1:W:600:LYS:O	1:W:601:LYS:HB2	1.81	0.80
2:R:46:ILE:HG13	2:R:66:ILE:HD11	1.64	0.80
7:G:114:LYS:C	7:G:115:ILE:HD12	2.03	0.79
2:B:31:LEU:HD23	2:B:125:MET:HE3	1.65	0.79
2:B:598:GLU:OE2	2:B:605:ILE:HG13	1.83	0.79

Continued on next page...

Continued from previous page...

Atom-1	Atom-2	Interatomic distance (Å)	Clash overlap (Å)
2:R:766:VAL:HG22	2:R:767:LYS:H	1.47	0.79
1:A:309:PHE:O	1:A:310:ARG:HG3	1.82	0.79
3:Y:149:ILE:HD13	3:Y:230:LYS:HB3	1.64	0.79
3:Y:163:MET:CB	3:Y:164:SER:HA	2.12	0.79
2:B:371:GLN:HG3	2:B:387:LEU:HD22	1.64	0.79
1:A:258:PRO:HD2	1:A:261:ILE:HD12	1.65	0.79
5:T:114:THR:CB	5:T:115:ASP:HA	2.13	0.79
2:B:26:LEU:HG	2:B:27:VAL:HG23	1.64	0.78
2:B:767:LYS:CB	2:B:768:TYR:CD1	2.65	0.78
2:R:113:GLU:HB3	2:R:114:PRO:CD	2.12	0.78
2:R:213:PHE:HB2	2:R:259:LEU:HD11	1.63	0.78
2:R:371:GLN:HG3	2:R:387:LEU:HD22	1.66	0.78
2:R:602:SER:HB2	2:R:605:ILE:HG21	1.64	0.78
1:A:104:VAL:HG12	1:A:104:VAL:O	1.82	0.78
1:A:238:LYS:NZ	1:A:275:THR:HG22	1.99	0.78
1:A:99:ARG:HH12	1:A:147:PRO:HG2	1.48	0.78
2:R:767:LYS:CB	2:R:768:TYR:CD1	2.67	0.78
1:W:104:VAL:HG12	1:W:137:LYS:CG	2.14	0.78
2:B:1069:TYR:CA	2:B:1070:ILE:HB	2.14	0.78
13:X:5:ARG:CD	13:X:18:LEU:HD13	2.13	0.78
3:C:274:THR:HG22	3:C:276:ASN:H	1.50	0.77
2:B:774:ASP:OD1	2:B:819:PRO:HD3	1.83	0.77
2:R:974:TYR:CE2	2:R:981:LYS:HB3	2.18	0.77
2:B:856:THR:HG23	13:P:32:LYS:O	1.83	0.77
2:R:884:ARG:NH1	2:R:992:TYR:HB3	2.00	0.77
2:R:767:LYS:HA	2:R:767:LYS:HE3	1.66	0.77
2:B:598:GLU:HA	2:B:605:ILE:HD12	1.67	0.77
1:W:586:VAL:HA	1:W:596:GLY:HA3	1.65	0.77
2:B:598:GLU:HA	2:B:605:ILE:CD1	2.15	0.77
11:M:69:LEU:O	11:M:73:ILE:HG12	1.85	0.77
2:R:742:ILE:HG23	2:R:912:ILE:HB	1.67	0.77
9:I:62:ILE:CD1	1:W:474:ALA:HB2	2.14	0.77
1:W:99:ARG:NH1	1:W:147:PRO:HG2	2.00	0.77
13:X:10:TRP:HB2	13:X:31:TYR:CE2	2.19	0.77
1:A:12:GLY:HA3	1:A:201:THR:HG22	1.66	0.77
13:P:10:TRP:HB2	13:P:31:TYR:CE2	2.20	0.77
3:Y:64:ILE:HG22	3:Y:65:ALA:H	1.46	0.77
2:B:46:ILE:HG13	2:B:66:ILE:CD1	2.15	0.76
11:L:69:LEU:O	11:L:73:ILE:HG12	1.84	0.76
13:X:17:GLN:HG3	13:X:19:LYS:HG2	1.67	0.76
2:B:34:TYR:HB3	2:B:125:MET:HE1	1.68	0.76

Continued on next page...

Continued from previous page...

Atom-1	Atom-2	Interatomic distance (Å)	Clash overlap (Å)
9:I:55:ASN:CA	9:I:56:ILE:N	2.47	0.76
2:R:207:ARG:HB2	2:R:216:SER:HB3	1.66	0.76
2:B:974:TYR:CE2	2:B:981:LYS:HB3	2.21	0.76
4:D:209:CYS:SG	4:D:219:ILE:HD11	2.25	0.76
1:W:104:VAL:CG1	1:W:137:LYS:HB3	2.16	0.76
3:Y:30:GLU:HG3	3:Y:31:ASP:N	1.99	0.76
2:B:207:ARG:HB2	2:B:216:SER:HB3	1.66	0.76
1:A:763:THR:HG21	1:A:771:PRO:HB3	1.69	0.75
1:W:238:LYS:NZ	1:W:275:THR:HG22	2.01	0.75
5:E:113:ILE:HD12	5:E:164:MET:SD	2.26	0.75
2:R:1069:TYR:CA	2:R:1070:ILE:HB	2.17	0.75
2:B:594:ARG:NH1	2:B:615:LYS:HB2	2.01	0.75
9:K:55:ASN:CA	9:K:56:ILE:N	2.49	0.75
1:A:177:PRO:HD2	1:A:266:TRP:HZ2	1.52	0.75
3:C:388:LEU:CD1	9:K:35:VAL:HG12	2.17	0.75
2:R:594:ARG:NH1	2:R:615:LYS:HB2	2.02	0.75
2:B:605:ILE:HG12	2:B:606:THR:H	1.51	0.75
3:C:28:ILE:HD13	9:K:14:HIS:CD2	2.21	0.75
1:A:106:ILE:HG22	1:A:107:SER:H	1.51	0.75
3:C:30:GLU:HG3	3:C:31:ASP:N	2.01	0.75
7:G:72:CYS:HB3	7:G:114:LYS:HG2	1.68	0.75
4:S:207:GLU:HG2	4:S:210:LEU:HD12	1.69	0.75
2:B:215:VAL:HG13	2:B:216:SER:N	2.01	0.74
2:R:133:ILE:HA	2:R:136:TYR:CD1	2.22	0.74
1:W:103:ARG:CB	1:W:191:ASP:OD1	2.34	0.74
1:W:141:MET:HA	1:W:148:HIS:CB	2.17	0.74
8:Z:45:ILE:O	8:Z:81:VAL:HA	1.86	0.74
2:B:767:LYS:HA	2:B:767:LYS:CE	2.17	0.74
12:N:40:VAL:HG11	12:N:46:ARG:HG3	1.68	0.74
1:W:104:VAL:HG13	1:W:104:VAL:O	1.87	0.74
2:B:897:GLN:HG3	2:B:908:VAL:HG21	1.68	0.74
2:B:742:ILE:HG23	2:B:912:ILE:HB	1.70	0.74
2:R:774:ASP:OD1	2:R:819:PRO:HD3	1.88	0.74
1:W:820:GLN:O	1:W:824:ILE:HB	1.88	0.74
1:A:103:ARG:HB2	1:A:191:ASP:OD1	1.87	0.74
2:B:767:LYS:HE3	2:B:767:LYS:HA	1.69	0.74
1:A:141:MET:HA	1:A:148:HIS:CB	2.18	0.74
2:R:113:GLU:HB3	2:R:114:PRO:HD2	1.70	0.74
4:S:206:CYS:HG	16:S:1001:F3S:FE4	1.04	0.74
9:I:35:VAL:HG12	3:Y:388:LEU:CD1	2.18	0.74
7:V:114:LYS:C	7:V:115:ILE:HD12	2.08	0.74

Continued on next page...

Continued from previous page...

Atom-1	Atom-2	Interatomic distance (Å)	Clash overlap (Å)
2:B:884:ARG:NH1	2:B:992:TYR:HB3	2.03	0.73
2:R:598:GLU:HA	2:R:605:ILE:CD1	2.18	0.73
2:B:31:LEU:HA	2:B:125:MET:HE3	1.68	0.73
3:Y:274:THR:HG22	3:Y:276:ASN:H	1.52	0.73
1:A:651:VAL:HG11	1:A:743:MET:HB3	1.70	0.73
2:B:113:GLU:HB3	2:B:114:PRO:HD2	1.70	0.73
8:H:45:ILE:O	8:H:81:VAL:HA	1.89	0.73
1:W:651:VAL:HG11	1:W:743:MET:HB3	1.70	0.73
1:A:769:PHE:CE2	1:A:778:ALA:HA	2.23	0.73
2:B:157:VAL:HG21	2:B:402:ALA:HB2	1.69	0.73
5:E:136:ILE:HG22	5:E:137:GLN:H	1.53	0.73
8:H:39:PRO:HB2	8:H:80:TYR:CE1	2.23	0.73
1:W:418:LEU:HB3	1:W:430:MET:HE2	1.70	0.73
3:Y:80:GLU:HB3	3:Y:81:PRO:HD3	1.70	0.73
2:B:190:ALA:HB3	2:B:208:LEU:HD12	1.69	0.73
2:R:543:ILE:HD12	2:R:558:VAL:HG21	1.71	0.73
8:Z:39:PRO:HB2	8:Z:80:TYR:CE1	2.24	0.73
1:W:854:GLY:O	3:Y:64:ILE:HG12	1.88	0.72
1:A:241:ASP:OD2	1:A:289:HIS:CE1	2.43	0.72
2:R:46:ILE:HG13	2:R:66:ILE:CD1	2.19	0.72
1:A:426:HIS:NE2	3:C:80:GLU:OE1	2.23	0.72
1:A:618:GLU:O	1:A:619:TYR:CG	2.43	0.72
2:R:1054:ASP:HA	2:R:1058:ARG:HD2	1.71	0.72
13:X:5:ARG:O	13:X:6:CYS:SG	2.48	0.72
1:W:769:PHE:CE2	1:W:778:ALA:HA	2.25	0.72
2:B:133:ILE:HA	2:B:136:TYR:CD1	2.24	0.72
2:R:215:VAL:HG13	2:R:216:SER:N	2.03	0.72
2:R:563:THR:HG22	2:R:564:ASP:H	1.53	0.72
5:E:165:ARG:C	5:E:167:PRO:HD2	2.10	0.72
1:W:95:LYS:HB3	1:W:138:LYS:HG2	1.70	0.72
1:A:271:TYR:CE2	1:A:285:PRO:HB3	2.24	0.72
7:G:103:VAL:HG13	7:G:104:LYS:HD2	1.72	0.72
7:V:72:CYS:SG	7:V:114:LYS:HB3	2.30	0.72
1:W:648:LEU:HD21	1:W:787:ARG:NH1	2.05	0.72
2:B:207:ARG:HB2	2:B:216:SER:CB	2.20	0.71
2:B:563:THR:HG22	2:B:564:ASP:H	1.54	0.71
13:P:5:ARG:CD	13:P:18:LEU:HD13	2.19	0.71
10:Q:46:LYS:HE2	10:Q:50:ILE:HD11	1.71	0.71
2:R:605:ILE:HG12	2:R:606:THR:H	1.55	0.71
1:W:107:SER:O	1:W:109:ASP:N	2.23	0.71
1:A:447:LEU:HD13	2:B:737:MET:SD	2.30	0.71

Continued on next page...

Continued from previous page...

Atom-1	Atom-2	Interatomic distance (Å)	Clash overlap (Å)
2:B:194:SER:HB2	2:B:303:HIS:HB3	1.72	0.71
9:K:50:LEU:O	9:K:51:ILE:O	2.08	0.71
2:R:897:GLN:HG3	2:R:908:VAL:HG21	1.72	0.71
1:A:648:LEU:HD21	1:A:787:ARG:NH1	2.05	0.71
1:W:12:GLY:HA3	1:W:201:THR:HG22	1.71	0.71
2:B:289:ILE:O	2:B:293:GLN:HG3	1.90	0.71
5:T:113:ILE:HD12	5:T:164:MET:SD	2.29	0.71
1:W:258:PRO:HD2	1:W:261:ILE:HD12	1.71	0.71
1:W:324:THR:HG21	1:W:441:LEU:O	1.90	0.71
1:A:105:LYS:NZ	1:A:133:THR:HG23	2.05	0.71
2:B:208:LEU:HD23	2:B:215:VAL:HG23	1.72	0.71
3:C:53:ASP:HA	3:C:56:ILE:HG12	1.73	0.71
2:R:207:ARG:HB2	2:R:216:SER:CB	2.21	0.71
1:W:241:ASP:OD2	1:W:289:HIS:CE1	2.44	0.71
2:B:1017:ARG:HD3	2:B:1098:TYR:CD2	2.26	0.71
3:C:270:ALA:HA	8:H:14:HIS:HB3	1.73	0.71
3:C:30:GLU:HG3	3:C:31:ASP:H	1.54	0.71
1:W:98:CYS:O	1:W:99:ARG:HB2	1.89	0.71
2:B:213:PHE:HB2	2:B:259:LEU:CD1	2.21	0.71
1:W:104:VAL:HG12	1:W:137:LYS:HG2	1.73	0.71
2:B:1074:ASP:HB3	2:B:1075:LYS:HB3	1.73	0.70
1:A:859:TYR:HE2	3:C:65:ALA:HB2	1.56	0.70
1:A:107:SER:O	1:A:109:ASP:N	2.23	0.70
4:D:51:SER:HB2	4:D:52:PRO:HD2	1.73	0.70
2:R:208:LEU:HD23	2:R:215:VAL:HG23	1.73	0.70
2:R:31:LEU:HA	2:R:125:MET:HE1	1.73	0.70
1:A:418:LEU:HD23	1:A:430:MET:HE1	1.74	0.70
12:O:8:PHE:CD2	12:O:48:MET:HE1	2.27	0.70
2:R:1069:TYR:HA	2:R:1070:ILE:HB	1.72	0.70
1:A:668:ALA:CB	1:A:707:LEU:HD13	2.21	0.70
1:A:820:GLN:O	1:A:824:ILE:HB	1.92	0.70
3:C:186:LYS:HB3	3:C:230:LYS:HE2	1.72	0.70
2:R:734:GLY:HA3	2:R:735:TYR:CG	2.26	0.70
1:W:426:HIS:NE2	3:Y:80:GLU:OE1	2.25	0.70
1:W:308:ARG:HA	1:W:312:ASN:HB2	1.73	0.70
1:W:618:GLU:O	1:W:619:TYR:CG	2.44	0.70
1:W:763:THR:HG21	1:W:771:PRO:HB3	1.73	0.70
1:W:271:TYR:CE2	1:W:285:PRO:HB3	2.27	0.70
1:W:184:LEU:HB3	1:W:204:PRO:HB2	1.73	0.70
1:A:324:THR:HG21	1:A:441:LEU:O	1.91	0.70
7:G:103:VAL:HG22	7:G:104:LYS:H	1.56	0.70

Continued on next page...

Continued from previous page...

Atom-1	Atom-2	Interatomic distance (Å)	Clash overlap (Å)
1:A:95:LYS:HB3	1:A:138:LYS:HE2	1.72	0.69
2:R:856:THR:HG22	2:R:857:GLU:H	1.55	0.69
1:W:589:LYS:HD3	1:W:877:GLY:O	1.92	0.69
3:C:277:ILE:HG22	3:C:278:ARG:H	1.55	0.69
2:R:598:GLU:OE2	2:R:605:ILE:HG13	1.92	0.69
1:A:103:ARG:HB2	1:A:191:ASP:OD2	1.92	0.69
1:A:308:ARG:HA	1:A:312:ASN:HB2	1.74	0.69
1:A:872:PHE:CD2	1:A:876:VAL:HG11	2.27	0.69
3:C:231:ILE:HG23	3:C:232:LYS:N	2.08	0.69
3:C:340:SER:HB3	3:C:371:GLU:HG2	1.74	0.69
2:R:598:GLU:HA	2:R:605:ILE:HD12	1.74	0.69
2:B:9:SER:HB3	2:B:12:GLU:HB3	1.74	0.69
1:W:177:PRO:HD2	1:W:266:TRP:HZ2	1.57	0.69
2:B:768:TYR:CB	2:B:769:PRO:CD	2.66	0.69
2:B:84:SER:OG	2:B:144:ILE:HG23	1.92	0.69
2:R:249:PRO:CB	2:R:252:GLN:HB2	2.22	0.69
2:R:157:VAL:HG21	2:R:402:ALA:HB2	1.75	0.69
1:W:618:GLU:O	1:W:619:TYR:CD2	2.45	0.69
1:A:184:LEU:HB3	1:A:204:PRO:HB2	1.74	0.69
3:C:244:LYS:HA	3:C:245:LYS:CB	2.16	0.69
1:A:95:LYS:HB3	1:A:138:LYS:HG2	1.75	0.69
2:B:66:ILE:HG13	2:B:101:LEU:HD23	1.74	0.69
2:R:658:ILE:HG12	2:R:672:GLN:HG2	1.75	0.69
5:T:144:ALA:HA	5:T:169:LEU:HD23	1.75	0.69
2:B:787:LYS:HE3	2:B:841:VAL:CG2	2.23	0.68
1:W:668:ALA:CB	1:W:707:LEU:HD13	2.22	0.68
1:A:792:PRO:HG3	2:B:948:PHE:CE1	2.28	0.68
2:B:396:ARG:NH2	2:B:406:TRP:CH2	2.61	0.68
12:O:40:VAL:HG11	12:O:46:ARG:HG3	1.75	0.68
1:W:98:CYS:C	1:W:146:CYS:SG	2.65	0.68
2:B:543:ILE:HD12	2:B:558:VAL:HG21	1.74	0.68
3:C:340:SER:HA	3:C:364:GLU:HG2	1.75	0.68
1:A:854:GLY:O	3:C:64:ILE:HG12	1.93	0.68
2:R:212:THR:O	2:R:213:PHE:HB2	1.92	0.68
3:C:388:LEU:HD13	9:K:35:VAL:HG12	1.75	0.68
7:V:103:VAL:HG13	7:V:104:LYS:HD2	1.74	0.68
5:E:114:THR:OG1	5:E:115:ASP:HA	1.93	0.68
6:F:48:ASP:HB3	6:F:51:SER:HB2	1.74	0.68
12:N:8:PHE:CD2	12:N:48:MET:HE1	2.29	0.68
2:R:84:SER:OG	2:R:144:ILE:HG23	1.93	0.68
1:A:875:VAL:HG12	1:A:876:VAL:H	1.59	0.68

Continued on next page...

Continued from previous page...

Atom-1	Atom-2	Interatomic distance (Å)	Clash overlap (Å)
2:R:984:SER:O	2:R:985:ARG:HB2	1.94	0.68
2:B:1017:ARG:HD3	2:B:1098:TYR:CE2	2.29	0.68
5:E:144:ALA:HA	5:E:169:LEU:HD23	1.75	0.68
1:W:105:LYS:NZ	1:W:133:THR:HG23	2.09	0.68
2:B:660:TYR:HD1	2:B:950:LYS:HE3	1.58	0.68
3:C:393:ILE:HG22	5:E:19:GLY:H	1.57	0.68
1:A:311:GLY:HA2	2:B:1030:ARG:HH22	1.59	0.68
1:W:78:VAL:O	1:W:79:ARG:HB2	1.93	0.68
2:B:186:ILE:HD12	2:B:209:LYS:HD3	1.76	0.67
2:B:252:GLN:HB3	2:B:326:ILE:HD12	1.74	0.67
9:I:50:LEU:O	9:I:51:ILE:O	2.11	0.67
1:A:848:VAL:O	1:A:849:ALA:HB3	1.94	0.67
5:E:7:ALA:HA	6:F:7:VAL:HG13	1.76	0.67
3:Y:231:ILE:HG23	3:Y:232:LYS:N	2.09	0.67
2:B:330:LEU:O	2:B:332:ARG:HG2	1.94	0.67
2:B:658:ILE:HG12	2:B:672:GLN:HG2	1.75	0.67
2:B:686:ASN:O	2:B:690:ARG:HG2	1.93	0.67
2:R:252:GLN:HB3	2:R:326:ILE:HD12	1.76	0.67
5:T:114:THR:OG1	5:T:115:ASP:HA	1.94	0.67
1:W:309:PHE:O	1:W:310:ARG:HG3	1.95	0.67
1:W:848:VAL:O	1:W:849:ALA:HB3	1.94	0.67
1:A:330:PRO:HG3	2:B:734:GLY:HA2	1.76	0.67
1:A:474:ALA:HB2	9:K:62:ILE:HD12	1.76	0.67
2:R:213:PHE:HB2	2:R:259:LEU:CD1	2.24	0.67
2:R:31:LEU:HA	2:R:125:MET:HE3	1.76	0.67
2:R:1047:LEU:HD21	1:W:418:LEU:HD21	1.77	0.67
2:R:1074:ASP:HB3	2:R:1075:LYS:HB3	1.77	0.67
13:X:31:TYR:CE2	13:X:33:ILE:HB	2.29	0.67
2:R:1017:ARG:HD3	2:R:1098:TYR:CD2	2.30	0.67
1:W:104:VAL:CG1	1:W:137:LYS:HG2	2.25	0.67
9:K:82:LEU:HD11	9:K:88:ILE:HD11	1.76	0.67
2:R:161:GLU:OE2	2:R:690:ARG:NH2	2.28	0.67
13:P:31:TYR:CE2	13:P:33:ILE:HB	2.30	0.67
13:X:5:ARG:HG2	13:X:18:LEU:HB2	1.75	0.67
2:B:401:LEU:HG	2:B:401:LEU:O	1.94	0.67
5:E:6:LYS:O	6:F:7:VAL:HG22	1.95	0.67
11:L:74:GLU:HG2	11:L:77:ARG:NH2	2.09	0.67
1:W:97:THR:HG23	1:W:102:GLY:HA2	1.76	0.67
2:B:348:LEU:O	2:B:352:LEU:HB2	1.94	0.67
2:B:584:ILE:HD11	2:B:617:GLU:HB2	1.76	0.67
5:T:30:LEU:HD22	5:T:72:PHE:CE2	2.30	0.67

Continued on next page...

Continued from previous page...

Atom-1	Atom-2	Interatomic distance (Å)	Clash overlap (Å)
13:X:5:ARG:HD2	13:X:18:LEU:HD13	1.75	0.67
2:R:190:ALA:HB3	2:R:208:LEU:HD12	1.76	0.66
1:A:603:ILE:HG21	1:A:632:PHE:HE1	1.60	0.66
2:B:641:THR:HG22	2:B:642:HIS:CE1	2.31	0.66
2:B:893:MET:HG3	2:B:894:LEU:N	2.09	0.66
1:A:792:PRO:HG3	2:B:948:PHE:CD1	2.30	0.66
3:C:340:SER:HA	3:C:364:GLU:CG	2.25	0.66
1:W:603:ILE:HG21	1:W:632:PHE:HE1	1.59	0.66
13:X:17:GLN:CG	13:X:19:LYS:HG2	2.25	0.66
2:B:1054:ASP:HA	2:B:1058:ARG:HD2	1.78	0.66
3:C:163:MET:O	3:C:208:ILE:HA	1.95	0.66
5:E:165:ARG:C	5:E:167:PRO:CD	2.63	0.66
5:E:60:VAL:HG22	5:E:61:PHE:H	1.60	0.66
8:H:25:ILE:HG22	10:Q:55:LEU:CD2	2.24	0.66
1:W:123:LYS:HA	1:W:126:PRO:CG	2.26	0.66
4:D:45:TYR:HB3	13:P:42:ILE:HD11	1.78	0.66
13:P:31:TYR:HE2	13:P:33:ILE:HB	1.61	0.66
2:B:622:GLU:O	2:B:625:GLU:HB3	1.96	0.66
3:C:277:ILE:HG22	3:C:278:ARG:N	2.11	0.66
2:R:417:LEU:HD21	2:R:425:MET:HG3	1.76	0.66
1:W:703:THR:HG22	1:W:707:LEU:HD12	1.78	0.66
3:Y:163:MET:O	3:Y:208:ILE:HA	1.96	0.66
3:Y:168:GLN:CG	3:Y:204:ASN:OD1	2.34	0.66
9:I:82:LEU:HD11	9:I:88:ILE:HD11	1.75	0.66
10:J:46:LYS:HE2	10:J:50:ILE:HD11	1.78	0.66
1:W:125:TRP:N	1:W:126:PRO:HD2	2.11	0.66
13:X:18:LEU:O	13:X:18:LEU:HD12	1.95	0.66
3:Y:270:ALA:HA	8:Z:14:HIS:HB3	1.76	0.66
1:A:238:LYS:CE	1:A:276:TYR:HA	2.26	0.66
12:N:3:ILE:HG23	12:N:52:HIS:CD2	2.30	0.66
2:R:584:ILE:HD11	2:R:617:GLU:HB2	1.76	0.66
2:B:322:ILE:O	2:B:326:ILE:HG12	1.95	0.66
2:B:734:GLY:HA3	2:B:735:TYR:CG	2.31	0.66
5:E:114:THR:HB	5:E:115:ASP:CA	2.25	0.66
13:P:18:LEU:HD12	13:P:18:LEU:O	1.95	0.66
5:T:165:ARG:C	5:T:167:PRO:HD2	2.15	0.66
4:D:207:GLU:HG2	4:D:210:LEU:HD12	1.77	0.66
1:W:872:PHE:CD2	1:W:876:VAL:HG11	2.30	0.66
3:C:147:THR:HB	3:C:232:LYS:HB2	1.77	0.66
2:R:31:LEU:CD2	2:R:125:MET:HE3	2.25	0.66
3:Y:244:LYS:HA	3:Y:245:LYS:CB	2.16	0.66

Continued on next page...

Continued from previous page...

Atom-1	Atom-2	Interatomic distance (Å)	Clash overlap (Å)
3:Y:340:SER:HA	3:Y:364:GLU:CG	2.26	0.66
3:Y:340:SER:HB3	3:Y:371:GLU:HG2	1.77	0.66
1:A:304:GLY:C	1:A:306:GLU:H	1.98	0.65
2:B:105:PRO:HD2	2:B:112:ALA:HB3	1.79	0.65
2:B:743:MET:HE1	2:B:875:PRO:HB2	1.78	0.65
3:C:169:LEU:HD23	3:C:174:LEU:CD2	2.26	0.65
3:C:327:ARG:HG3	3:C:334:VAL:HG23	1.78	0.65
7:G:80:GLU:HG3	7:G:81:LEU:H	1.61	0.65
2:R:1017:ARG:HD3	2:R:1098:TYR:CE2	2.31	0.65
2:R:743:MET:HE1	2:R:875:PRO:HB2	1.78	0.65
1:W:103:ARG:HB2	1:W:191:ASP:OD2	1.96	0.65
1:W:104:VAL:CG1	1:W:137:LYS:HA	2.26	0.65
1:W:238:LYS:CE	1:W:276:TYR:HA	2.26	0.65
1:W:875:VAL:HG12	1:W:876:VAL:H	1.61	0.65
2:B:815:GLY:HA2	2:B:839:SER:OG	1.96	0.65
7:G:25:ASN:HA	7:G:44:ASP:OD2	1.96	0.65
2:R:322:ILE:O	2:R:326:ILE:HG12	1.95	0.65
2:R:815:GLY:HA2	2:R:839:SER:OG	1.96	0.65
1:A:642:GLN:OE1	1:A:642:GLN:HA	1.97	0.65
4:D:108:MET:HG2	4:D:110:TYR:CZ	2.31	0.65
5:E:114:THR:CB	5:E:115:ASP:CA	2.75	0.65
2:R:66:ILE:HG13	2:R:101:LEU:HD23	1.78	0.65
1:W:104:VAL:HG12	1:W:137:LYS:CB	2.25	0.65
1:A:125:TRP:N	1:A:126:PRO:HD2	2.12	0.65
4:S:51:SER:HB2	4:S:52:PRO:HD2	1.78	0.65
1:A:703:THR:HG22	1:A:707:LEU:HD12	1.78	0.65
1:A:78:VAL:O	1:A:79:ARG:HB2	1.96	0.65
2:R:622:GLU:O	2:R:625:GLU:HB3	1.96	0.65
2:R:874:ILE:HD12	2:R:874:ILE:H	1.62	0.65
4:S:111:SER:HB3	4:S:128:ILE:HB	1.78	0.65
5:T:114:THR:CB	5:T:115:ASP:CA	2.75	0.65
5:T:114:THR:HB	5:T:115:ASP:CA	2.27	0.65
1:W:103:ARG:NE	1:W:191:ASP:OD1	2.30	0.65
1:W:104:VAL:HG11	1:W:137:LYS:HB3	1.79	0.65
1:A:13:ILE:HD12	1:A:202:SER:HB2	1.78	0.65
1:A:589:LYS:HD3	1:A:877:GLY:O	1.97	0.65
2:B:253:ASN:O	2:B:257:PRO:HD2	1.96	0.65
2:B:46:ILE:HG22	2:B:46:ILE:O	1.96	0.65
2:B:974:TYR:CE2	4:D:165:ARG:HA	2.30	0.65
2:R:289:ILE:O	2:R:293:GLN:HG3	1.97	0.65
7:V:80:GLU:HG3	7:V:81:LEU:H	1.62	0.65

Continued on next page...

Continued from previous page...

Atom-1	Atom-2	Interatomic distance (Å)	Clash overlap (Å)
3:C:169:LEU:HD23	3:C:174:LEU:HD21	1.78	0.65
2:R:46:ILE:HG22	2:R:46:ILE:O	1.95	0.65
4:D:53:LEU:HD12	4:D:131:VAL:HG23	1.79	0.65
3:Y:340:SER:HA	3:Y:364:GLU:HG2	1.77	0.65
4:D:17:PHE:O	4:D:225:LYS:HA	1.97	0.65
1:A:106:ILE:HD12	1:A:106:ILE:H	1.63	0.64
1:A:618:GLU:O	1:A:619:TYR:CD2	2.50	0.64
5:E:136:ILE:HG22	5:E:137:GLN:N	2.11	0.64
1:W:426:HIS:CG	3:Y:80:GLU:OE2	2.51	0.64
1:A:682:GLY:O	1:A:684:LEU:N	2.30	0.64
2:B:212:THR:O	2:B:213:PHE:HB2	1.96	0.64
8:H:25:ILE:HG22	10:Q:55:LEU:HD21	1.80	0.64
2:R:660:TYR:HD1	2:R:950:LYS:HE3	1.62	0.64
2:R:253:ASN:O	2:R:257:PRO:HD2	1.96	0.64
4:S:159:VAL:HG21	4:S:230:LEU:HD22	1.78	0.64
4:S:45:TYR:HB3	13:X:42:ILE:HD11	1.79	0.64
1:W:496:ILE:HG22	1:W:628:MET:HE3	1.80	0.64
1:A:426:HIS:CG	3:C:80:GLU:OE2	2.50	0.64
5:E:123:VAL:HG22	5:E:127:ILE:HG12	1.80	0.64
2:R:737:MET:SD	1:W:447:LEU:HD13	2.37	0.64
1:A:311:GLY:HA2	2:B:1030:ARG:NH2	2.13	0.64
2:B:405:ASN:HB2	2:B:413:VAL:HB	1.79	0.64
4:D:99:GLU:HA	4:D:139:ILE:O	1.97	0.64
13:P:5:ARG:O	13:P:6:CYS:SG	2.56	0.64
8:H:29:TYR:HE1	10:Q:60:SER:CB	2.11	0.64
2:R:641:THR:HG22	2:R:642:HIS:CE1	2.32	0.64
1:A:177:PRO:HD2	1:A:266:TRP:CZ2	2.32	0.64
1:A:474:ALA:HB2	9:K:62:ILE:HD11	1.78	0.64
2:B:1104:ILE:HD13	2:B:1116:LEU:HD11	1.80	0.64
5:E:30:LEU:HD13	5:E:72:PHE:CE2	2.33	0.64
13:P:5:ARG:O	13:P:6:CYS:CB	2.45	0.64
2:R:742:ILE:CG2	2:R:912:ILE:HB	2.27	0.64
4:S:17:PHE:O	4:S:225:LYS:HA	1.98	0.64
2:R:731:SER:HB2	1:W:501:ASP:OD2	1.98	0.64
1:A:108:GLU:O	1:A:111:ILE:N	2.30	0.64
1:A:603:ILE:HG21	1:A:632:PHE:CE1	2.32	0.64
5:T:7:ALA:HA	6:U:7:VAL:HG13	1.80	0.64
6:U:48:ASP:HB3	6:U:51:SER:HB2	1.79	0.64
7:V:25:ASN:HA	7:V:44:ASP:OD2	1.97	0.64
1:W:418:LEU:HD23	1:W:430:MET:HE1	1.80	0.64
1:A:654:GLY:HA2	1:A:658:LYS:HE3	1.79	0.64

Continued on next page...

Continued from previous page...

Atom-1	Atom-2	Interatomic distance (Å)	Clash overlap (Å)
2:B:161:GLU:OE2	2:B:690:ARG:NH2	2.31	0.64
9:I:56:ILE:O	9:I:57:SER:CA	2.33	0.64
11:M:74:GLU:HG2	11:M:77:ARG:NH2	2.12	0.64
2:R:396:ARG:NH2	2:R:406:TRP:CH2	2.66	0.64
2:R:462:PRO:O	2:R:467:SER:HA	1.98	0.64
5:T:123:VAL:HG13	5:T:127:ILE:HG12	1.80	0.64
3:C:216:ILE:O	3:C:217:ALA:CB	2.45	0.64
2:R:170:LEU:HD21	2:R:176:LEU:CD1	2.28	0.64
2:R:686:ASN:O	2:R:690:ARG:HG2	1.98	0.64
5:T:136:ILE:HG22	5:T:137:GLN:N	2.12	0.64
4:S:206:CYS:SG	16:S:1001:F3S:FE4	1.89	0.63
4:S:99:GLU:HA	4:S:139:ILE:O	1.98	0.63
1:A:238:LYS:HZ2	1:A:275:THR:HG22	1.61	0.63
1:A:309:PHE:O	1:A:310:ARG:CG	2.45	0.63
1:A:856:PHE:CE2	1:A:858:MET:HB3	2.33	0.63
4:D:203:CYS:SG	16:D:1001:F3S:FE3	1.89	0.63
11:M:20:GLU:HG3	11:M:24:LEU:HD23	1.80	0.63
4:D:55:ASP:HB3	13:P:45:VAL:HG21	1.79	0.63
9:I:62:ILE:HD12	1:W:474:ALA:HB2	1.79	0.63
3:Y:143:LYS:O	3:Y:234:ILE:HG12	1.98	0.63
1:A:568:VAL:HG22	1:A:731:THR:HG22	1.79	0.63
9:K:51:ILE:O	9:K:52:ASP:CB	2.45	0.63
2:R:10:ILE:HA	2:R:13:ARG:HG2	1.79	0.63
2:R:235:ILE:HG23	2:R:240:ASP:HB3	1.80	0.63
2:R:212:THR:O	2:R:259:LEU:HD11	1.98	0.63
2:R:583:ILE:HD12	2:R:591:LEU:HD21	1.80	0.63
2:R:974:TYR:CE2	4:S:165:ARG:HA	2.33	0.63
1:A:505:GLY:HA3	1:A:639:VAL:HG22	1.80	0.63
6:F:71:VAL:HG11	6:F:89:MET:HE1	1.79	0.63
1:W:249:LEU:HG	1:W:265:LEU:HB3	1.80	0.63
3:Y:216:ILE:O	3:Y:217:ALA:CB	2.46	0.63
12:N:3:ILE:HD13	12:N:15:ALA:HA	1.79	0.63
2:R:734:GLY:HA2	1:W:330:PRO:HG3	1.79	0.63
1:W:304:GLY:C	1:W:306:GLU:H	2.02	0.63
3:Y:154:SER:OG	3:Y:170:ASP:HB2	1.99	0.63
1:A:123:LYS:HA	1:A:126:PRO:CG	2.28	0.63
1:A:252:SER:HB2	1:A:261:ILE:HG21	1.81	0.63
2:B:646:TRP:CD2	2:B:648:PRO:HD2	2.34	0.63
3:C:70:ILE:HA	3:C:73:VAL:HG22	1.80	0.63
2:R:406:TRP:CG	2:R:407:VAL:N	2.66	0.63
2:R:954:GLU:HA	2:R:957:GLN:HB2	1.80	0.63

Continued on next page...

Continued from previous page...

Atom-1	Atom-2	Interatomic distance (Å)	Clash overlap (Å)
4:S:108:MET:HG2	4:S:110:TYR:CZ	2.34	0.63
1:W:324:THR:HG22	1:W:325:VAL:H	1.64	0.63
1:W:436:ARG:O	1:W:438:LEU:HD22	1.99	0.63
3:C:237:ILE:HD12	3:C:253:THR:HB	1.81	0.63
3:C:327:ARG:HG3	3:C:334:VAL:CG2	2.28	0.63
11:L:20:GLU:HG3	11:L:24:LEU:HD23	1.81	0.63
2:R:105:PRO:HD2	2:R:112:ALA:HB3	1.80	0.63
4:S:203:CYS:SG	16:S:1001:F3S:S1	2.96	0.63
7:V:103:VAL:HG22	7:V:104:LYS:H	1.62	0.63
1:W:568:VAL:HG22	1:W:731:THR:HG22	1.81	0.63
1:W:95:LYS:HB3	1:W:138:LYS:HE2	1.78	0.63
1:A:436:ARG:O	1:A:438:LEU:HD22	1.99	0.63
2:B:583:ILE:HD12	2:B:591:LEU:HD21	1.81	0.63
2:B:834:ALA:O	2:B:835:LYS:HB2	1.98	0.63
1:A:864:LYS:HE2	8:H:71:LEU:O	1.98	0.63
2:R:401:LEU:HG	2:R:401:LEU:O	1.98	0.63
5:T:60:VAL:HG22	5:T:61:PHE:H	1.63	0.63
1:A:353:ILE:HG21	1:A:358:ILE:HD13	1.81	0.63
2:B:1007:ARG:NH1	2:B:1028:GLY:O	2.32	0.63
2:B:406:TRP:O	2:B:408:GLY:N	2.31	0.63
2:B:462:PRO:O	2:B:467:SER:HA	1.99	0.63
2:R:330:LEU:O	2:R:332:ARG:HG2	1.98	0.63
3:Y:277:ILE:HG22	3:Y:278:ARG:N	2.14	0.63
3:C:174:LEU:HB3	3:C:179:VAL:HG13	1.81	0.62
4:D:159:VAL:HG21	4:D:230:LEU:HD22	1.81	0.62
2:R:34:TYR:HB3	2:R:125:MET:HE1	1.80	0.62
2:R:86:MET:HE3	2:R:690:ARG:HD2	1.80	0.62
1:W:104:VAL:CG1	1:W:137:LYS:CA	2.76	0.62
13:X:5:ARG:HG2	13:X:18:LEU:CB	2.29	0.62
3:Y:174:LEU:HB3	3:Y:179:VAL:HG13	1.80	0.62
1:A:353:ILE:CG2	1:A:358:ILE:HD13	2.29	0.62
2:B:320:TYR:CD1	2:B:529:LEU:HD12	2.33	0.62
9:I:35:VAL:HG12	3:Y:388:LEU:HD11	1.81	0.62
2:R:348:LEU:O	2:R:352:LEU:HB2	1.98	0.62
5:T:6:LYS:O	6:U:7:VAL:HG22	2.00	0.62
1:W:104:VAL:HG13	1:W:137:LYS:HA	1.79	0.62
2:B:10:ILE:HA	2:B:13:ARG:HG2	1.81	0.62
2:B:417:LEU:HD21	2:B:425:MET:HG3	1.79	0.62
11:M:18:GLU:O	11:M:18:GLU:HG2	1.99	0.62
2:R:1069:TYR:CB	2:R:1070:ILE:HB	2.30	0.62
2:R:1015:LEU:HD13	2:R:1102:LEU:HD11	1.81	0.62

Continued on next page...

Continued from previous page...

Atom-1	Atom-2	Interatomic distance (Å)	Clash overlap (Å)
2:R:834:ALA:O	2:R:835:LYS:HB2	1.98	0.62
4:S:57:ILE:O	4:S:61:ARG:HG3	1.99	0.62
1:W:856:PHE:CE2	1:W:858:MET:HB3	2.34	0.62
3:C:277:ILE:C	3:C:279:GLU:H	2.02	0.62
1:A:870:ARG:NH2	3:C:36:ILE:HD13	2.14	0.62
5:E:165:ARG:O	5:E:167:PRO:HD2	2.00	0.62
1:W:505:GLY:HA3	1:W:639:VAL:HG22	1.82	0.62
3:Y:70:ILE:HA	3:Y:73:VAL:HG22	1.81	0.62
2:B:766:VAL:CG1	2:B:774:ASP:OD2	2.47	0.62
12:N:30:ASN:O	12:N:34:VAL:HG23	1.99	0.62
1:W:603:ILE:HG21	1:W:632:PHE:CE1	2.34	0.62
2:B:683:TYR:CZ	2:B:687:TYR:HB2	2.34	0.62
12:O:47:ARG:CZ	12:O:48:MET:HE2	2.29	0.62
13:P:17:GLN:CG	13:P:19:LYS:HG2	2.29	0.62
2:R:1081:VAL:HG22	2:R:1085:HIS:HA	1.81	0.62
1:W:450:CYS:HB2	1:W:451:PRO:HD3	1.82	0.62
1:W:870:ARG:CZ	1:W:870:ARG:HB2	2.29	0.62
3:Y:30:GLU:HG3	3:Y:31:ASP:H	1.64	0.62
1:A:249:LEU:HG	1:A:265:LEU:HB3	1.82	0.62
1:A:372:TRP:CD1	1:A:372:TRP:C	2.73	0.62
2:B:874:ILE:H	2:B:874:ILE:HD12	1.64	0.62
2:R:147:ASP:HB3	2:R:685:ALA:HB3	1.82	0.62
13:X:5:ARG:O	13:X:6:CYS:CB	2.48	0.62
2:B:742:ILE:CG2	2:B:912:ILE:HB	2.29	0.62
2:B:957:GLN:HA	2:B:960:ILE:HD11	1.82	0.62
2:B:984:SER:O	2:B:985:ARG:HB2	2.00	0.62
3:C:13:LEU:HD13	3:C:48:ILE:HG12	1.81	0.62
4:S:155:LYS:HE3	4:S:156:PHE:CZ	2.35	0.62
1:W:104:VAL:CG1	1:W:137:LYS:CG	2.78	0.62
2:B:783:VAL:HG13	2:B:784:ARG:HB2	1.82	0.62
5:E:89:VAL:HG23	5:E:98:PHE:O	2.00	0.62
2:R:9:SER:HB3	2:R:12:GLU:HB3	1.80	0.62
1:A:104:VAL:CG1	1:A:137:LYS:HA	2.29	0.61
1:A:84:VAL:HG13	1:A:274:ALA:HB1	1.80	0.61
2:B:1069:TYR:HA	2:B:1070:ILE:CB	2.30	0.61
2:B:767:LYS:HB3	2:B:768:TYR:CB	2.30	0.61
8:H:65:ILE:HD11	8:H:79:ARG:HG2	1.81	0.61
9:K:43:LEU:HD13	9:K:64:ILE:HG22	1.82	0.61
12:O:3:ILE:HG23	12:O:52:HIS:CD2	2.35	0.61
12:N:64:ARG:NH2	13:P:37:VAL:HG23	2.14	0.61
5:T:165:ARG:C	5:T:167:PRO:CD	2.68	0.61

Continued on next page...

Continued from previous page...

Atom-1	Atom-2	Interatomic distance (Å)	Clash overlap (Å)
1:W:13:ILE:HD12	1:W:202:SER:HB2	1.81	0.61
3:Y:262:LEU:HD22	3:Y:269:ILE:HD12	1.82	0.61
3:Y:277:ILE:HG22	3:Y:278:ARG:H	1.65	0.61
2:B:212:THR:O	2:B:259:LEU:HD11	2.00	0.61
12:O:64:ARG:NH2	13:X:37:VAL:HG23	2.15	0.61
2:R:783:VAL:HG13	2:R:784:ARG:HB2	1.83	0.61
3:Y:176:ASP:O	3:Y:177:LYS:CB	2.48	0.61
2:B:147:ASP:HB3	2:B:685:ALA:HB3	1.80	0.61
7:G:72:CYS:HB3	7:G:114:LYS:CG	2.30	0.61
9:K:56:ILE:O	9:K:57:SER:CA	2.38	0.61
2:R:582:LEU:HD12	2:R:619:LEU:HD12	1.82	0.61
6:U:71:VAL:HG11	6:U:89:MET:HE1	1.81	0.61
3:Y:147:THR:HB	3:Y:232:LYS:HB2	1.82	0.61
1:A:141:MET:HG3	1:A:148:HIS:HB3	1.82	0.61
3:C:274:THR:HB	3:C:280:ILE:HD11	1.82	0.61
3:C:297:ILE:O	3:C:301:LEU:HD12	2.01	0.61
9:I:35:VAL:HG12	3:Y:388:LEU:HD13	1.81	0.61
10:Q:66:ARG:HG2	10:Q:66:ARG:HH11	1.66	0.61
7:V:102:LEU:HA	7:V:106:ILE:HG22	1.83	0.61
1:W:642:GLN:HA	1:W:642:GLN:OE1	2.00	0.61
1:A:418:LEU:HD21	2:B:1047:LEU:HD21	1.82	0.61
1:A:792:PRO:N	2:B:948:PHE:HE1	1.98	0.61
2:B:191:LYS:HE2	2:B:193:ILE:HD11	1.83	0.61
2:B:981:LYS:HE2	4:D:205:LEU:HB2	1.81	0.61
1:W:177:PRO:HD2	1:W:266:TRP:CZ2	2.36	0.61
1:W:353:ILE:CG2	1:W:358:ILE:HD13	2.30	0.61
1:W:99:ARG:HH12	1:W:147:PRO:HG2	1.64	0.61
2:B:170:LEU:HD21	2:B:176:LEU:CD1	2.30	0.61
2:B:356:LEU:HD12	2:B:407:VAL:HG21	1.83	0.61
3:C:143:LYS:O	3:C:234:ILE:HG12	1.98	0.61
3:C:210:PHE:O	3:C:211:ALA:HB3	2.01	0.61
1:A:854:GLY:O	3:C:64:ILE:CG2	2.48	0.61
11:L:18:GLU:O	11:L:18:GLU:HG2	2.01	0.61
4:S:209:CYS:SG	4:S:219:ILE:HD11	2.40	0.61
1:W:252:SER:HB2	1:W:261:ILE:HG21	1.82	0.61
1:A:874:ARG:HB2	3:C:54:LEU:HD21	1.80	0.61
2:B:884:ARG:HB2	2:B:884:ARG:HH11	1.65	0.61
3:C:174:LEU:HD12	3:C:174:LEU:H	1.65	0.61
2:R:1007:ARG:NH1	2:R:1028:GLY:C	2.54	0.61
3:Y:53:ASP:HA	3:Y:56:ILE:HG12	1.81	0.61
2:B:1081:VAL:HG22	2:B:1085:HIS:HA	1.81	0.61

Continued on next page...

Continued from previous page...

Atom-1	Atom-2	Interatomic distance (Å)	Clash overlap (Å)
2:B:767:LYS:CD	2:B:768:TYR:HA	2.30	0.61
12:O:3:ILE:HD13	12:O:15:ALA:HA	1.83	0.61
2:R:787:LYS:HE3	2:R:841:VAL:CG2	2.31	0.61
2:R:951:THR:HG22	2:R:951:THR:O	2.01	0.61
3:Y:327:ARG:HG3	3:Y:334:VAL:CG2	2.31	0.61
3:C:174:LEU:HD12	3:C:174:LEU:N	2.15	0.61
5:E:2:TYR:HB2	6:F:12:ILE:O	2.01	0.61
8:H:82:ILE:O	8:H:82:ILE:HG22	2.01	0.61
2:R:194:SER:HB2	2:R:303:HIS:HB3	1.82	0.61
4:S:210:LEU:HD11	4:S:219:ILE:HB	1.83	0.61
1:W:104:VAL:HG12	1:W:137:LYS:HB3	1.83	0.61
1:W:418:LEU:HD23	1:W:430:MET:CE	2.31	0.61
8:Z:65:ILE:HD11	8:Z:79:ARG:HG2	1.81	0.61
2:B:372:LEU:CD2	2:B:376:LYS:HE2	2.31	0.60
2:B:783:VAL:CG1	2:B:784:ARG:HB2	2.31	0.60
9:I:52:ASP:O	9:I:53:ILE:HB	2.01	0.60
2:R:323:SER:O	2:R:327:GLU:HB2	2.01	0.60
2:R:68:ILE:HG13	2:R:99:LEU:HD23	1.82	0.60
2:R:741:ILE:HD11	2:R:911:VAL:HG13	1.83	0.60
1:W:84:VAL:HG13	1:W:274:ALA:HB1	1.83	0.60
1:W:864:LYS:HE2	8:Z:71:LEU:O	2.01	0.60
8:H:28:ALA:HB1	8:H:62:ILE:HD11	1.83	0.60
5:T:101:LEU:N	5:T:101:LEU:HD12	2.17	0.60
7:V:9:ILE:HD13	7:V:104:LYS:HE3	1.82	0.60
1:A:736:SER:HB3	1:A:739:ASN:CG	2.22	0.60
2:B:1007:ARG:NH1	2:B:1028:GLY:C	2.55	0.60
4:D:67:PHE:HB3	4:D:121:ILE:HG23	1.82	0.60
4:D:97:TYR:CE1	4:D:142:GLU:HG3	2.36	0.60
9:I:51:ILE:O	9:I:52:ASP:CB	2.49	0.60
13:P:5:ARG:HG2	13:P:18:LEU:CB	2.31	0.60
3:Y:168:GLN:HG2	3:Y:204:ASN:CG	2.21	0.60
3:Y:210:PHE:O	3:Y:211:ALA:HB3	2.00	0.60
2:B:249:PRO:CB	2:B:252:GLN:HB2	2.31	0.60
2:B:86:MET:O	2:B:90:LEU:HG	2.01	0.60
3:C:199:ASP:HB2	3:C:206:LEU:HB2	1.81	0.60
3:C:340:SER:CB	3:C:371:GLU:HG2	2.30	0.60
2:R:256:PHE:H	2:R:257:PRO:HD2	1.65	0.60
3:Y:176:ASP:O	3:Y:177:LYS:HB2	2.00	0.60
3:Y:305:GLY:O	3:Y:306:LEU:HB3	2.00	0.60
1:A:238:LYS:O	1:A:238:LYS:HG3	1.99	0.60
7:G:102:LEU:HA	7:G:106:ILE:HG22	1.83	0.60

Continued on next page...

Continued from previous page...

Atom-1	Atom-2	Interatomic distance (Å)	Clash overlap (Å)
10:J:43:LEU:H	10:J:43:LEU:HD12	1.67	0.60
13:P:5:ARG:HD3	13:P:18:LEU:HD13	1.83	0.60
2:R:1074:ASP:HB3	2:R:1075:LYS:CA	2.32	0.60
2:R:1104:ILE:HD13	2:R:1116:LEU:HD11	1.84	0.60
2:R:703:ARG:HD2	2:R:717:THR:HG22	1.82	0.60
1:W:331:ASN:O	1:W:332:ILE:HG12	2.02	0.60
1:A:97:THR:HG23	1:A:102:GLY:HA2	1.83	0.60
1:A:848:VAL:O	1:A:849:ALA:CB	2.50	0.60
2:B:951:THR:HG22	2:B:951:THR:O	2.02	0.60
2:R:1008:ALA:HB2	1:W:346:THR:O	2.01	0.60
2:R:430:ARG:HH11	2:R:653:ILE:HG13	1.66	0.60
13:X:31:TYR:HE2	13:X:33:ILE:HB	1.65	0.60
2:B:933:GLY:HA3	2:B:990:VAL:HB	1.84	0.60
3:C:154:SER:OG	3:C:170:ASP:HB2	2.02	0.60
2:R:208:LEU:CD2	2:R:215:VAL:HG23	2.32	0.60
2:R:91:ARG:HG3	13:X:33:ILE:HD11	1.83	0.60
3:Y:174:LEU:N	3:Y:174:LEU:HD12	2.16	0.60
2:B:767:LYS:HD3	2:B:768:TYR:HA	1.84	0.60
3:C:168:GLN:CG	3:C:204:ASN:OD1	2.36	0.60
5:E:123:VAL:HG13	5:E:127:ILE:HG12	1.83	0.60
11:M:47:HIS:ND1	11:M:48:PRO:HD2	2.16	0.60
2:R:46:ILE:HG21	2:R:66:ILE:HD11	1.83	0.60
2:R:984:SER:HB2	1:W:642:GLN:O	2.01	0.60
1:W:682:GLY:O	1:W:684:LEU:N	2.34	0.60
2:B:601:ASP:O	2:B:602:SER:CB	2.50	0.60
4:D:111:SER:HB3	4:D:128:ILE:HB	1.83	0.60
10:Q:43:LEU:HD12	10:Q:43:LEU:H	1.66	0.60
2:R:418:ASP:OD1	2:R:424:SER:OG	2.19	0.60
2:R:601:ASP:O	2:R:602:SER:CB	2.50	0.60
2:R:856:THR:HG21	13:X:33:ILE:HD12	1.84	0.60
1:W:63:ASN:HB2	1:W:68:CYS:HB2	1.82	0.60
3:Y:47:GLU:HB3	3:Y:50:LYS:HB2	1.84	0.60
1:A:141:MET:HA	1:A:148:HIS:HB3	1.83	0.60
2:B:235:ILE:HG23	2:B:240:ASP:HB3	1.82	0.60
2:B:430:ARG:HH11	2:B:653:ILE:HG13	1.67	0.60
2:B:1046:MET:HG2	5:E:61:PHE:CD1	2.36	0.60
7:G:9:ILE:HD13	7:G:104:LYS:HE3	1.83	0.60
2:R:320:TYR:CD1	2:R:529:LEU:HD12	2.37	0.60
1:W:105:LYS:HZ2	1:W:133:THR:HG23	1.66	0.60
1:W:123:LYS:HA	1:W:126:PRO:HG2	1.84	0.60
2:R:451:THR:HG22	1:W:761:TYR:CD1	2.37	0.60

Continued on next page...

Continued from previous page...

Atom-1	Atom-2	Interatomic distance (Å)	Clash overlap (Å)
3:Y:186:LYS:HB3	3:Y:230:LYS:HE2	1.84	0.60
8:Z:82:ILE:HG22	8:Z:82:ILE:O	2.02	0.60
2:B:702:GLN:HB2	2:B:723:ASN:HA	1.84	0.59
3:C:309:ASP:OD2	3:C:311:ARG:HB2	2.01	0.59
2:R:405:ASN:HB2	2:R:413:VAL:HB	1.83	0.59
4:S:209:CYS:SG	16:S:1001:F3S:S2	2.89	0.59
5:T:164:MET:SD	5:T:170:GLY:HA2	2.41	0.59
2:B:100:TRP:CZ3	2:B:118:TYR:HB2	2.36	0.59
2:B:46:ILE:HG21	2:B:66:ILE:HD11	1.84	0.59
2:B:978:THR:HG23	2:B:980:GLN:HG2	1.84	0.59
5:E:119:LYS:HB3	5:E:120:TYR:HB2	1.85	0.59
5:E:164:MET:SD	5:E:170:GLY:HA2	2.42	0.59
5:E:36:GLU:HB3	6:F:33:LEU:HD22	1.84	0.59
7:G:36:PHE:CD1	7:G:96:ILE:HD11	2.37	0.59
13:P:5:ARG:HG2	13:P:18:LEU:HB2	1.84	0.59
2:R:536:GLY:HA3	2:R:560:HIS:CE1	2.37	0.59
2:R:630:ALA:HB3	2:R:636:LEU:CD1	2.32	0.59
2:R:683:TYR:CZ	2:R:687:TYR:HB2	2.37	0.59
5:T:166:GLN:N	5:T:167:PRO:CD	2.65	0.59
1:W:58:CYS:HB3	1:W:62:GLY:N	2.18	0.59
1:A:426:HIS:CD2	3:C:80:GLU:CD	2.75	0.59
2:R:898:VAL:HG21	4:S:34:LEU:HD21	1.85	0.59
1:W:45:MET:O	1:W:45:MET:HG2	2.01	0.59
2:B:954:GLU:HA	2:B:957:GLN:HB2	1.85	0.59
2:R:520:TRP:O	2:R:521:SER:CB	2.51	0.59
9:I:41:LEU:HD23	5:T:64:GLY:N	2.17	0.59
1:A:109:ASP:O	1:A:113:LYS:HG3	2.01	0.59
2:R:372:LEU:CD2	2:R:376:LYS:HE2	2.33	0.59
2:R:42:LEU:HD21	2:R:68:ILE:HD11	1.83	0.59
2:R:767:LYS:HG3	2:R:768:TYR:HD1	1.67	0.59
5:T:136:ILE:HG22	5:T:137:GLN:H	1.64	0.59
3:Y:297:ILE:O	3:Y:301:LEU:HD12	2.02	0.59
1:A:501:ASP:OD2	2:B:731:SER:HB2	2.02	0.59
2:B:166:THR:HG23	2:B:432:VAL:HG12	1.85	0.59
3:C:168:GLN:HG2	3:C:204:ASN:CG	2.22	0.59
3:C:176:ASP:O	3:C:177:LYS:CB	2.50	0.59
2:R:418:ASP:O	2:R:418:ASP:OD1	2.21	0.59
1:W:109:ASP:O	1:W:113:LYS:HG3	2.02	0.59
1:W:378:VAL:HG13	1:W:386:ILE:HB	1.85	0.59
1:W:654:GLY:HA2	1:W:658:LYS:HE3	1.84	0.59
3:Y:169:LEU:HD23	3:Y:174:LEU:HD21	1.83	0.59

Continued on next page...

Continued from previous page...

Atom-1	Atom-2	Interatomic distance (Å)	Clash overlap (Å)
3:Y:13:LEU:HD13	3:Y:48:ILE:HG12	1.85	0.59
2:B:279:VAL:HG12	2:B:291:LYS:HD3	1.83	0.59
3:C:80:GLU:HB3	3:C:81:PRO:HD3	1.84	0.59
10:J:66:ARG:HD3	1:W:121:ILE:HG21	1.84	0.59
2:R:17:ILE:HG13	2:R:476:MET:SD	2.43	0.59
4:S:97:TYR:CE1	4:S:142:GLU:HG3	2.38	0.59
4:S:67:PHE:HB3	4:S:121:ILE:HG23	1.83	0.59
1:W:108:GLU:O	1:W:111:ILE:N	2.35	0.59
1:A:687:ILE:HD12	1:A:695:SER:HB2	1.83	0.59
2:B:834:ALA:O	2:B:835:LYS:CB	2.51	0.59
2:B:898:VAL:HG21	4:D:34:LEU:HD21	1.85	0.59
5:E:166:GLN:N	5:E:167:PRO:CD	2.65	0.59
5:E:64:GLY:N	9:K:41:LEU:HD23	2.17	0.59
12:N:47:ARG:CZ	12:N:48:MET:HE2	2.32	0.59
13:P:5:ARG:HG3	13:P:6:CYS:H	1.67	0.59
2:R:783:VAL:CG1	2:R:784:ARG:HB2	2.33	0.59
2:R:91:ARG:CG	13:X:33:ILE:HD11	2.33	0.59
5:T:165:ARG:O	5:T:167:PRO:HD2	2.01	0.59
1:W:364:PHE:CE2	1:W:409:ARG:HD2	2.38	0.59
1:A:870:ARG:CZ	1:A:870:ARG:HB2	2.32	0.59
2:B:256:PHE:H	2:B:257:PRO:HD2	1.68	0.59
2:B:406:TRP:CG	2:B:407:VAL:N	2.71	0.59
2:B:68:ILE:HG13	2:B:99:LEU:HD23	1.85	0.59
3:C:262:LEU:HD22	3:C:269:ILE:HD12	1.84	0.59
2:R:1071:GLY:HA3	2:R:1073:TYR:HE1	1.67	0.59
2:R:186:ILE:HD12	2:R:209:LYS:HD3	1.83	0.59
5:T:89:VAL:HG23	5:T:98:PHE:O	2.03	0.59
1:W:426:HIS:CD2	3:Y:80:GLU:OE1	2.56	0.59
3:Y:169:LEU:HD23	3:Y:174:LEU:CD2	2.33	0.59
3:Y:274:THR:HB	3:Y:280:ILE:HD11	1.85	0.59
1:A:821:ARG:HA	1:A:824:ILE:HG22	1.84	0.59
2:B:703:ARG:HD2	2:B:717:THR:HG22	1.84	0.59
4:D:155:LYS:HE3	4:D:156:PHE:CZ	2.37	0.59
4:D:161:LEU:HD12	4:D:163:ILE:HD13	1.85	0.59
5:E:136:ILE:CG2	5:E:137:GLN:H	2.15	0.59
2:R:646:TRP:CD2	2:R:648:PRO:HD2	2.37	0.59
2:R:928:MET:CE	2:R:953:ILE:HD12	2.32	0.59
1:W:426:HIS:CD2	3:Y:80:GLU:CD	2.75	0.59
1:W:600:LYS:HE2	1:W:607:GLN:OE1	2.03	0.59
1:W:822:ARG:HH22	3:Y:108:ILE:HG23	1.67	0.59
2:B:1071:GLY:HA3	2:B:1073:TYR:HE1	1.68	0.58

Continued on next page...

Continued from previous page...

Atom-1	Atom-2	Interatomic distance (Å)	Clash overlap (Å)
2:B:557:ASN:OD1	2:B:577:ARG:NH1	2.35	0.58
2:B:86:MET:HE3	2:B:686:ASN:ND2	2.18	0.58
2:B:950:LYS:O	2:B:951:THR:HB	2.03	0.58
2:B:975:ASP:HB3	2:B:978:THR:HG22	1.85	0.58
3:C:286:ILE:HG12	8:H:49:ASP:CG	2.24	0.58
2:R:701:PRO:HB2	2:R:720:PRO:HG2	1.85	0.58
1:W:353:ILE:HG21	1:W:358:ILE:HD13	1.84	0.58
1:W:555:PHE:HD1	1:W:626:TRP:CH2	2.21	0.58
2:R:1072:TRP:CZ3	1:W:67:ASN:OD1	2.56	0.58
1:A:555:PHE:HD1	1:A:626:TRP:CH2	2.21	0.58
2:B:157:VAL:HG11	2:B:401:LEU:HD23	1.85	0.58
2:B:520:TRP:O	2:B:521:SER:CB	2.50	0.58
2:B:582:LEU:HD12	2:B:619:LEU:HD12	1.85	0.58
5:E:80:VAL:HG12	5:E:83:GLU:OE2	2.03	0.58
2:R:532:TYR:O	2:R:533:TYR:HB2	2.02	0.58
2:R:957:GLN:HA	2:R:960:ILE:HD11	1.83	0.58
6:U:72:LEU:HD11	6:U:86:ILE:HG12	1.85	0.58
1:W:104:VAL:HG11	1:W:137:LYS:CB	2.33	0.58
1:A:856:PHE:CD2	1:A:858:MET:HB3	2.38	0.58
2:B:187:THR:HG22	2:B:188:HIS:CD2	2.38	0.58
2:B:236:LEU:HD21	2:B:268:VAL:HG22	1.86	0.58
2:B:418:ASP:OD1	2:B:418:ASP:O	2.22	0.58
2:B:683:TYR:CE1	2:B:687:TYR:HB2	2.39	0.58
2:B:703:ARG:HD2	2:B:717:THR:CG2	2.33	0.58
2:B:754:ARG:NH1	4:D:60:HIS:HD1	2.01	0.58
3:C:315:LEU:O	3:C:319:VAL:HG23	2.04	0.58
2:R:486:LYS:HA	2:R:489:GLU:HG2	1.86	0.58
2:R:766:VAL:HG22	2:R:767:LYS:N	2.18	0.58
2:R:834:ALA:O	2:R:835:LYS:CB	2.51	0.58
5:T:30:LEU:HD13	5:T:72:PHE:CE2	2.38	0.58
1:W:553:SER:OG	1:W:592:ILE:HA	2.03	0.58
1:W:603:ILE:HG22	1:W:604:GLY:H	1.68	0.58
1:W:870:ARG:NH2	3:Y:36:ILE:HD13	2.17	0.58
1:A:215:PRO:HG2	1:A:220:ARG:HD2	1.86	0.58
1:A:418:LEU:HB3	1:A:430:MET:HE2	1.83	0.58
2:B:856:THR:HG22	2:B:857:GLU:H	1.68	0.58
4:D:253:ILE:HG13	11:L:73:ILE:HG23	1.85	0.58
11:M:27:LEU:HD13	4:S:24:PHE:HA	1.85	0.58
2:R:1105:GLN:HB3	1:W:219:ILE:HD11	1.85	0.58
5:T:115:ASP:O	5:T:116:ASP:CB	2.50	0.58
5:T:132:SER:O	5:T:133:LYS:CB	2.51	0.58

Continued on next page...

Continued from previous page...

Atom-1	Atom-2	Interatomic distance (Å)	Clash overlap (Å)
2:B:394:THR:O	2:B:397:ILE:HG22	2.04	0.58
2:B:486:LYS:HA	2:B:489:GLU:HG2	1.86	0.58
2:B:786:TYR:CD2	2:B:788:GLY:HA2	2.38	0.58
11:L:47:HIS:ND1	11:L:48:PRO:HD2	2.19	0.58
2:R:1007:ARG:NH1	2:R:1028:GLY:O	2.36	0.58
2:R:653:ILE:HD12	2:R:653:ILE:H	1.68	0.58
2:R:672:GLN:NE2	2:R:884:ARG:HG3	2.18	0.58
2:R:703:ARG:HD2	2:R:717:THR:CG2	2.34	0.58
1:A:45:MET:O	1:A:45:MET:HG2	2.02	0.58
2:B:17:ILE:HG13	2:B:476:MET:SD	2.43	0.58
2:B:532:TYR:O	2:B:533:TYR:HB2	2.04	0.58
2:R:100:TRP:CZ3	2:R:118:TYR:HB2	2.39	0.58
2:R:249:PRO:HB3	2:R:252:GLN:HB2	1.86	0.58
1:W:222:SER:C	1:W:223:ILE:HG22	2.24	0.58
2:B:1074:ASP:HB3	2:B:1075:LYS:CA	2.34	0.58
1:A:530:VAL:HG11	1:A:555:PHE:CE1	2.38	0.58
2:B:136:TYR:HD2	2:B:140:LYS:HB3	1.69	0.58
2:B:46:ILE:CG1	2:B:66:ILE:HD11	2.33	0.58
5:E:83:GLU:HA	6:F:89:MET:HE3	1.86	0.58
2:R:9:SER:HB3	2:R:12:GLU:CB	2.34	0.58
2:R:356:LEU:HD21	2:R:397:ILE:HG13	1.86	0.58
2:R:394:THR:O	2:R:397:ILE:HG22	2.03	0.58
2:R:978:THR:CG2	2:R:980:GLN:HG2	2.34	0.58
2:R:981:LYS:HE2	4:S:205:LEU:HB2	1.86	0.58
8:Z:15:TYR:CD2	8:Z:16:LEU:HG	2.39	0.58
1:A:665:ILE:O	1:A:669:LYS:HG3	2.03	0.58
2:B:53:PRO:HD2	2:B:59:LEU:O	2.03	0.58
4:D:210:LEU:HD11	4:D:219:ILE:HB	1.86	0.58
5:E:102:GLY:HA2	6:F:40:TYR:CG	2.39	0.58
2:R:364:PHE:HE1	2:R:388:VAL:HG13	1.67	0.58
2:R:950:LYS:O	2:R:951:THR:HB	2.03	0.58
13:X:6:CYS:CB	13:X:37:VAL:HG12	2.34	0.58
13:X:5:ARG:HG3	13:X:6:CYS:H	1.68	0.58
1:W:859:TYR:HE2	3:Y:65:ALA:HB2	1.68	0.58
1:A:642:GLN:O	2:B:984:SER:HB2	2.04	0.58
3:C:328:GLN:OE1	3:C:331:ARG:NH1	2.37	0.58
4:D:203:CYS:HG	16:D:1001:F3S:FE3	1.18	0.58
2:R:191:LYS:HE2	2:R:193:ILE:HD11	1.86	0.58
2:R:500:VAL:O	2:R:504:ILE:HG12	2.04	0.58
2:R:759:ARG:HG3	2:R:760:LEU:H	1.69	0.58
7:V:36:PHE:CD1	7:V:96:ILE:HD11	2.39	0.58

Continued on next page...

Continued from previous page...

Atom-1	Atom-2	Interatomic distance (Å)	Clash overlap (Å)
2:R:797:ASP:OD2	13:X:4:TYR:HB3	2.04	0.58
2:B:251:ILE:CD1	2:B:330:LEU:HD11	2.34	0.57
2:B:660:TYR:CD1	2:B:950:LYS:HE3	2.38	0.57
2:B:978:THR:CG2	2:B:980:GLN:HG2	2.33	0.57
3:C:219:LEU:HA	3:C:222:LEU:HD13	1.86	0.57
3:C:231:ILE:CG2	3:C:232:LYS:N	2.66	0.57
12:O:30:ASN:O	12:O:34:VAL:HG23	2.03	0.57
2:R:99:LEU:O	2:R:119:ILE:HB	2.04	0.57
2:B:741:ILE:HD11	2:B:911:VAL:HG13	1.85	0.57
6:F:72:LEU:HD11	6:F:86:ILE:HG12	1.85	0.57
1:W:309:PHE:O	1:W:310:ARG:CB	2.52	0.57
1:W:820:GLN:OE1	3:Y:79:GLY:HA3	2.04	0.57
1:W:874:ARG:HB2	3:Y:54:LEU:HD21	1.85	0.57
1:A:326:ILE:HG13	1:A:457:PHE:CE1	2.39	0.57
1:A:496:ILE:HG22	1:A:628:MET:HE3	1.86	0.57
2:B:157:VAL:HG22	2:B:162:ARG:HB2	1.86	0.57
2:B:31:LEU:HA	2:B:125:MET:HE1	1.84	0.57
3:C:176:ASP:O	3:C:177:LYS:HG3	2.04	0.57
8:H:63:ILE:HG22	8:H:65:ILE:HD11	1.86	0.57
2:R:333:ARG:O	2:R:334:GLU:HB3	2.03	0.57
1:W:223:ILE:HG12	1:W:224:MET:N	2.19	0.57
1:W:326:ILE:HG13	1:W:457:PHE:CE1	2.38	0.57
1:W:534:LEU:CB	1:W:546:TYR:CE2	2.88	0.57
1:W:848:VAL:O	1:W:849:ALA:CB	2.51	0.57
3:Y:174:LEU:HD12	3:Y:174:LEU:H	1.67	0.57
1:A:553:SER:OG	1:A:592:ILE:HA	2.04	0.57
5:E:101:LEU:HD12	5:E:101:LEU:N	2.19	0.57
5:E:82:GLN:HB3	6:F:88:ILE:HB	1.87	0.57
2:R:251:ILE:CD1	2:R:330:LEU:HD11	2.34	0.57
2:R:702:GLN:HB2	2:R:723:ASN:HA	1.85	0.57
1:A:378:VAL:HG13	1:A:386:ILE:HB	1.87	0.57
1:A:321:SER:HB2	2:B:1029:LEU:HD12	1.87	0.57
2:B:630:ALA:HB3	2:B:636:LEU:CD1	2.33	0.57
3:C:292:ILE:HD13	3:C:292:ILE:O	2.04	0.57
1:A:820:GLN:OE1	3:C:79:GLY:HA3	2.05	0.57
2:B:699:HIS:CE1	4:D:57:ILE:HD11	2.39	0.57
7:G:48:ILE:HG22	7:G:49:PHE:H	1.69	0.57
2:R:187:THR:HG22	2:R:188:HIS:CD2	2.40	0.57
2:R:605:ILE:HG23	2:R:606:THR:N	2.19	0.57
2:R:974:TYR:CD2	2:R:981:LYS:HB3	2.40	0.57
7:V:102:LEU:HA	7:V:106:ILE:CG2	2.34	0.57

Continued on next page...

Continued from previous page...

Atom-1	Atom-2	Interatomic distance (Å)	Clash overlap (Å)
1:W:856:PHE:CD2	1:W:858:MET:HB3	2.39	0.57
3:Y:327:ARG:HG3	3:Y:334:VAL:HG23	1.86	0.57
2:B:672:GLN:NE2	2:B:884:ARG:HG3	2.20	0.57
1:A:458:ASP:O	2:B:880:LYS:HE3	2.05	0.57
7:G:102:LEU:HA	7:G:106:ILE:CG2	2.34	0.57
3:C:388:LEU:HD11	9:K:35:VAL:HG12	1.86	0.57
3:Y:199:ASP:HB2	3:Y:206:LEU:HB2	1.86	0.57
1:A:141:MET:O	1:A:141:MET:HG3	2.04	0.57
1:A:635:PHE:O	1:A:639:VAL:HG23	2.05	0.57
1:A:63:ASN:HB2	1:A:68:CYS:HB2	1.85	0.57
1:A:654:GLY:HA2	1:A:658:LYS:CE	2.34	0.57
2:B:1015:LEU:HD13	2:B:1102:LEU:HD11	1.85	0.57
2:B:323:SER:O	2:B:327:GLU:HB2	2.03	0.57
5:E:6:LYS:H	6:F:8:GLU:HB2	1.69	0.57
5:E:9:SER:O	5:E:70:VAL:HG12	2.04	0.57
2:R:765:GLU:O	2:R:766:VAL:O	2.22	0.57
2:R:884:ARG:HH11	2:R:884:ARG:HB2	1.70	0.57
1:W:859:TYR:O	3:Y:63:LEU:HD13	2.04	0.57
1:A:552:VAL:HG11	1:A:598:PHE:CE2	2.39	0.57
1:A:23:SER:HB2	1:A:74:HIS:CD2	2.40	0.57
2:B:42:LEU:HD21	2:B:68:ILE:HD11	1.86	0.57
2:B:661:PRO:HG2	2:B:947:PRO:HB3	1.87	0.57
3:C:305:GLY:O	3:C:306:LEU:HB3	2.05	0.57
8:H:11:PRO:O	8:H:17:VAL:HG11	2.05	0.57
2:R:136:TYR:HD2	2:R:140:LYS:HB3	1.69	0.57
2:R:451:THR:HG22	1:W:761:TYR:CE1	2.40	0.57
2:R:774:ASP:OD1	2:R:819:PRO:CD	2.52	0.57
2:R:927:ILE:HG21	1:W:648:LEU:HB2	1.87	0.57
2:R:974:TYR:CZ	2:R:981:LYS:HB3	2.40	0.57
2:R:982:ILE:HD12	2:R:983:LYS:N	2.20	0.57
4:S:22:LEU:HB2	4:S:226:TYR:CZ	2.40	0.57
1:W:552:VAL:HG11	1:W:598:PHE:CE2	2.40	0.57
3:Y:219:LEU:HA	3:Y:222:LEU:HD13	1.87	0.57
1:A:271:TYR:HE2	1:A:285:PRO:HB3	1.66	0.57
1:A:331:ASN:O	1:A:332:ILE:HG12	2.04	0.57
1:A:95:LYS:CB	1:A:138:LYS:HE2	2.35	0.57
2:B:55:GLU:OE2	2:B:377:VAL:HG12	2.05	0.57
2:B:86:MET:HE3	2:B:690:ARG:HD2	1.85	0.57
5:E:30:LEU:HD22	5:E:72:PHE:CE2	2.40	0.57
9:K:39:ARG:NE	9:K:68:GLU:OE2	2.38	0.57
9:K:51:ILE:O	9:K:52:ASP:HB2	2.04	0.57

Continued on next page...

Continued from previous page...

Atom-1	Atom-2	Interatomic distance (Å)	Clash overlap (Å)
2:R:602:SER:HA	2:R:605:ILE:HD12	1.85	0.57
5:T:80:VAL:HG12	5:T:83:GLU:OE2	2.05	0.57
1:W:141:MET:HA	1:W:148:HIS:HB3	1.86	0.57
2:B:1069:TYR:CB	2:B:1070:ILE:HB	2.35	0.57
1:A:14:LEU:HB3	2:B:1111:ILE:HG23	1.86	0.57
3:C:70:ILE:H	3:C:70:ILE:HD13	1.68	0.57
8:H:20:HIS:CE1	8:H:51:VAL:HG11	2.40	0.57
2:R:251:ILE:HD12	2:R:330:LEU:HD11	1.86	0.57
2:R:683:TYR:CE1	2:R:687:TYR:HB2	2.40	0.57
1:W:541:ALA:HB3	1:W:542:PRO:CD	2.34	0.57
5:E:133:LYS:O	5:E:134:LYS:HG3	2.05	0.56
2:R:978:THR:HG23	2:R:980:GLN:HG2	1.86	0.56
3:Y:231:ILE:CG2	3:Y:232:LYS:N	2.68	0.56
2:B:364:PHE:HE1	2:B:388:VAL:HG13	1.69	0.56
2:B:974:TYR:CD2	2:B:981:LYS:HB3	2.40	0.56
8:H:59:PRO:HA	8:H:81:VAL:HG12	1.87	0.56
2:R:1030:ARG:HH22	1:W:311:GLY:HA2	1.67	0.56
2:R:1051:ARG:NE	2:R:1051:ARG:HA	2.21	0.56
2:R:41:LYS:HA	2:R:44:GLU:OE1	2.04	0.56
2:R:975:ASP:OD1	2:R:977:ARG:HD3	2.05	0.56
2:B:1112:ILE:O	2:B:1114:PRO:HD3	2.05	0.56
2:B:629:VAL:HG22	2:B:642:HIS:HB2	1.86	0.56
2:R:249:PRO:HB2	2:R:252:GLN:HB2	1.87	0.56
2:R:661:PRO:HG2	2:R:947:PRO:HB3	1.88	0.56
2:R:86:MET:O	2:R:90:LEU:HG	2.05	0.56
4:S:53:LEU:HD12	4:S:131:VAL:HG23	1.86	0.56
8:Z:63:ILE:HG22	8:Z:65:ILE:HD11	1.86	0.56
2:B:356:LEU:HD21	2:B:397:ILE:HG13	1.86	0.56
3:C:197:VAL:HB	3:C:208:ILE:CG1	2.36	0.56
4:D:60:HIS:C	4:D:60:HIS:CD2	2.78	0.56
9:K:52:ASP:O	9:K:53:ILE:HB	2.05	0.56
4:S:55:ASP:HB3	13:X:45:VAL:HG21	1.87	0.56
5:T:123:VAL:HG22	5:T:127:ILE:HG12	1.87	0.56
1:W:104:VAL:HG11	1:W:137:LYS:CA	2.35	0.56
1:W:665:ILE:O	1:W:669:LYS:HG3	2.05	0.56
1:W:750:GLN:HG3	1:W:782:ILE:HD11	1.87	0.56
1:A:222:SER:C	1:A:223:ILE:HG22	2.26	0.56
2:B:9:SER:HB3	2:B:12:GLU:CB	2.34	0.56
2:B:367:ASP:OD2	2:B:389:ARG:HD2	2.04	0.56
2:B:41:LYS:HA	2:B:44:GLU:OE1	2.05	0.56
4:D:154:ALA:C	4:D:156:PHE:H	2.09	0.56

Continued on next page...

Continued from previous page...

Atom-1	Atom-2	Interatomic distance (Å)	Clash overlap (Å)
2:B:898:VAL:HG22	4:D:33:MET:SD	2.46	0.56
9:I:39:ARG:NE	9:I:68:GLU:OE2	2.38	0.56
2:R:1101:LYS:HE3	1:W:69:PRO:HB2	1.87	0.56
2:R:1004:ILE:HD12	1:W:441:LEU:HD22	1.87	0.56
3:Y:323:THR:O	3:Y:325:VAL:N	2.39	0.56
1:A:13:ILE:HG13	1:A:202:SER:HB3	1.87	0.56
1:A:28:ILE:HG23	1:A:30:PRO:HD2	1.87	0.56
2:B:155:PHE:CE1	2:B:164:ILE:HD12	2.41	0.56
3:C:69:ALA:HB2	3:C:381:LEU:HD13	1.87	0.56
4:S:219:ILE:HD13	16:S:1001:F3S:S3	2.46	0.56
4:S:93:TYR:HE1	4:S:146:ARG:HG2	1.70	0.56
1:W:238:LYS:HZ2	1:W:275:THR:HG22	1.69	0.56
1:A:534:LEU:CB	1:A:546:TYR:CE1	2.89	0.56
2:B:249:PRO:HB3	2:B:252:GLN:HB2	1.87	0.56
2:B:8:LEU:HA	2:B:633:PRO:HG3	1.87	0.56
1:W:417:VAL:HG11	1:W:464:LEU:CD1	2.36	0.56
2:B:208:LEU:CD2	2:B:215:VAL:HG23	2.35	0.56
2:B:500:VAL:O	2:B:504:ILE:HG12	2.05	0.56
4:D:93:TYR:CD1	4:D:146:ARG:HB3	2.41	0.56
5:E:115:ASP:O	5:E:116:ASP:CB	2.53	0.56
13:P:6:CYS:HB2	13:P:37:VAL:HG12	1.87	0.56
4:S:161:LEU:HD12	4:S:163:ILE:HD13	1.88	0.56
7:V:48:ILE:HG22	7:V:49:PHE:H	1.71	0.56
3:Y:349:VAL:HG13	3:Y:349:VAL:O	2.05	0.56
8:Z:11:PRO:O	8:Z:17:VAL:HG11	2.05	0.56
1:A:249:LEU:HD21	1:A:265:LEU:HB2	1.87	0.56
1:A:281:ILE:N	1:A:282:PRO:CD	2.68	0.56
1:A:498:ALA:HB1	1:A:502:TYR:HB2	1.87	0.56
1:A:600:LYS:HE2	1:A:607:GLN:OE1	2.05	0.56
2:B:1057:ASP:N	2:B:1057:ASP:OD1	2.39	0.56
4:D:57:ILE:O	4:D:61:ARG:HG3	2.05	0.56
7:G:96:ILE:HD13	7:G:101:LEU:CD2	2.36	0.56
8:H:15:TYR:CD2	8:H:16:LEU:HG	2.40	0.56
2:R:1105:GLN:CB	1:W:219:ILE:HD11	2.35	0.56
2:R:767:LYS:CB	2:R:768:TYR:CA	2.72	0.56
1:W:530:VAL:HG11	1:W:555:PHE:CE1	2.40	0.56
2:R:922:MET:HG2	1:W:743:MET:CG	2.36	0.56
1:A:249:LEU:CD2	1:A:265:LEU:HB2	2.36	0.56
13:P:6:CYS:CB	13:P:37:VAL:HG12	2.36	0.56
2:R:157:VAL:HG22	2:R:162:ARG:HB2	1.88	0.56
2:R:786:TYR:CD2	2:R:788:GLY:HA2	2.40	0.56

Continued on next page...

Continued from previous page...

Atom-1	Atom-2	Interatomic distance (Å)	Clash overlap (Å)
2:R:809:GLY:O	2:R:842:THR:HB	2.06	0.56
1:W:336:GLU:OE2	1:W:436:ARG:HB2	2.05	0.56
13:X:5:ARG:HD3	13:X:18:LEU:HD13	1.86	0.56
3:Y:64:ILE:HG22	3:Y:65:ALA:N	2.19	0.56
1:A:385:ARG:NH1	2:B:1009:ARG:NH2	2.54	0.56
5:E:132:SER:O	5:E:133:LYS:HG3	2.05	0.56
2:R:1030:ARG:NH2	1:W:311:GLY:HA2	2.22	0.56
5:T:22:LEU:HD21	3:Y:392:PRO:HG2	1.88	0.56
9:I:54:ASN:ND2	1:W:356:TRP:CE3	2.73	0.56
1:W:326:ILE:HG13	1:W:457:PHE:CD1	2.41	0.56
1:W:23:SER:HB2	1:W:74:HIS:CD2	2.41	0.56
8:Z:28:ALA:HB1	8:Z:62:ILE:HD11	1.86	0.56
8:Z:59:PRO:HA	8:Z:81:VAL:HG12	1.88	0.56
1:A:364:PHE:CE2	1:A:409:ARG:HD2	2.42	0.55
1:A:668:ALA:HB1	1:A:707:LEU:HD13	1.88	0.55
1:A:736:SER:HB3	1:A:739:ASN:OD1	2.05	0.55
2:B:765:GLU:O	2:B:766:VAL:O	2.24	0.55
2:B:857:GLU:HA	2:B:862:ASN:O	2.05	0.55
3:C:389:THR:HG21	5:E:56:GLU:OE1	2.06	0.55
11:L:12:TYR:HD1	11:L:58:LEU:HD13	1.71	0.55
4:S:209:CYS:SG	16:S:1001:F3S:S3	3.04	0.55
6:U:4:VAL:O	6:U:4:VAL:HG13	2.06	0.55
1:W:324:THR:HG22	1:W:325:VAL:N	2.20	0.55
3:Y:340:SER:CB	3:Y:371:GLU:HG2	2.36	0.55
1:A:326:ILE:HG13	1:A:457:PHE:CD1	2.41	0.55
2:B:787:LYS:HE3	2:B:841:VAL:HG21	1.88	0.55
2:B:957:GLN:HA	2:B:960:ILE:CD1	2.35	0.55
3:C:286:ILE:HG12	8:H:49:ASP:OD1	2.06	0.55
2:B:1046:MET:HG2	5:E:61:PHE:CE1	2.41	0.55
7:G:8:GLU:C	7:G:9:ILE:HG13	2.25	0.55
2:R:279:VAL:HG12	2:R:291:LYS:HD3	1.87	0.55
2:R:734:GLY:HA3	2:R:735:TYR:CD2	2.41	0.55
4:S:111:SER:HA	4:S:130:ILE:HD11	1.88	0.55
7:V:96:ILE:HD13	7:V:101:LEU:CD2	2.36	0.55
1:W:141:MET:HG3	1:W:148:HIS:HB3	1.87	0.55
1:W:325:VAL:O	1:W:442:THR:HG22	2.07	0.55
3:Y:292:ILE:O	3:Y:292:ILE:HD13	2.07	0.55
1:A:417:VAL:HG11	1:A:464:LEU:CD1	2.37	0.55
1:A:736:SER:O	1:A:738:LEU:N	2.40	0.55
2:B:117:VAL:HG11	2:B:388:VAL:HG21	1.88	0.55
2:B:136:TYR:HB2	2:B:141:LEU:HD11	1.87	0.55

Continued on next page...

Continued from previous page...

Atom-1	Atom-2	Interatomic distance (Å)	Clash overlap (Å)
2:B:731:SER:HA	2:B:914:ASN:ND2	2.22	0.55
3:C:29:VAL:HG12	3:C:61:GLU:HG3	1.89	0.55
5:E:132:SER:O	5:E:133:LYS:CB	2.54	0.55
5:T:130:GLU:HG3	5:T:137:GLN:OE1	2.07	0.55
1:W:853:ASP:CB	3:Y:311:ARG:NH1	2.70	0.55
3:Y:341:VAL:HG12	3:Y:344:ARG:NH2	2.21	0.55
8:Z:44:TRP:O	8:Z:79:ARG:HD2	2.06	0.55
1:A:792:PRO:CG	2:B:948:PHE:CE1	2.89	0.55
2:B:17:ILE:HD12	2:B:476:MET:SD	2.47	0.55
2:R:107:GLU:O	2:R:108:ASN:CB	2.54	0.55
2:R:236:LEU:HD21	2:R:268:VAL:HG22	1.88	0.55
2:R:367:ASP:OD1	2:R:389:ARG:HD2	2.07	0.55
2:R:46:ILE:CG1	2:R:66:ILE:HD11	2.36	0.55
3:Y:315:LEU:O	3:Y:319:VAL:HG23	2.05	0.55
2:B:974:TYR:CZ	2:B:981:LYS:HB3	2.41	0.55
2:B:982:ILE:HD12	2:B:983:LYS:N	2.21	0.55
5:T:119:LYS:HB3	5:T:120:TYR:HB2	1.87	0.55
1:W:334:ILE:CD1	1:W:628:MET:HB3	2.36	0.55
1:A:123:LYS:HA	1:A:126:PRO:HG2	1.88	0.55
1:A:603:ILE:HG22	1:A:604:GLY:H	1.71	0.55
1:A:859:TYR:O	3:C:63:LEU:HD13	2.06	0.55
2:B:248:ASP:N	2:B:249:PRO:HD3	2.22	0.55
3:C:170:ASP:HB3	3:C:173:MET:HB2	1.89	0.55
3:C:176:ASP:O	3:C:177:LYS:HB2	2.07	0.55
3:C:323:THR:O	3:C:325:VAL:N	2.40	0.55
2:R:1060:THR:O	2:R:1061:ILE:C	2.45	0.55
1:A:105:LYS:HZ2	1:A:133:THR:HG23	1.71	0.55
2:B:802:SER:OG	13:P:39:LYS:HB2	2.07	0.55
3:C:104:LEU:N	3:C:105:PRO:CD	2.69	0.55
3:C:149:ILE:HA	3:C:152:VAL:HG12	1.89	0.55
3:C:70:ILE:N	3:C:70:ILE:HD13	2.21	0.55
4:D:49:ASN:OD1	4:D:139:ILE:CD1	2.55	0.55
10:J:55:LEU:HD21	8:Z:25:ILE:HG22	1.89	0.55
2:R:63:LEU:HD22	2:R:101:LEU:HD11	1.89	0.55
2:R:1031:PHE:HD2	1:W:465:HIS:CE1	2.24	0.55
2:R:356:LEU:HD12	2:R:407:VAL:HG21	1.87	0.55
2:R:918:LEU:CD1	1:W:646:MET:HG2	2.37	0.55
4:S:66:PRO:HB2	4:S:124:ILE:HG12	1.89	0.55
3:Y:104:LEU:N	3:Y:105:PRO:CD	2.69	0.55
4:D:97:TYR:CD1	4:D:142:GLU:HG3	2.41	0.55
5:E:130:GLU:HG3	5:E:137:GLN:OE1	2.06	0.55

Continued on next page...

Continued from previous page...

Atom-1	Atom-2	Interatomic distance (Å)	Clash overlap (Å)
11:L:80:ALA:O	11:L:84:ILE:HG12	2.06	0.55
2:R:1057:ASP:OD2	2:R:1097:SER:HB2	2.06	0.55
2:R:768:TYR:CB	2:R:769:PRO:CD	2.72	0.55
1:W:121:ILE:HG23	8:Z:38:ARG:NH1	2.21	0.55
1:W:281:ILE:N	1:W:282:PRO:CD	2.69	0.55
9:I:62:ILE:HD11	1:W:474:ALA:HB2	1.87	0.55
1:W:654:GLY:HA2	1:W:658:LYS:CE	2.37	0.55
3:Y:197:VAL:HB	3:Y:208:ILE:CG1	2.37	0.55
1:A:124:ARG:N	1:A:126:PRO:HD2	2.21	0.55
2:B:229:LEU:HD23	2:B:275:ILE:HD11	1.89	0.55
2:B:774:ASP:OD1	2:B:819:PRO:CD	2.54	0.55
4:D:219:ILE:HD13	16:D:1001:F3S:S3	2.47	0.55
4:S:38:VAL:HG12	4:S:39:MET:N	2.21	0.55
4:S:37:PRO:HG3	4:S:78:TRP:CE3	2.41	0.55
4:S:93:TYR:CE1	4:S:146:ARG:HG2	2.42	0.55
1:W:372:TRP:HB3	1:W:373:PRO:HD3	1.88	0.55
1:A:103:ARG:CB	1:A:191:ASP:OD1	2.54	0.55
1:A:418:LEU:HD23	1:A:430:MET:CE	2.36	0.55
1:A:863:GLY:HA2	3:C:311:ARG:NH2	2.22	0.55
2:B:1060:THR:O	2:B:1061:ILE:C	2.46	0.55
2:B:536:GLY:HA3	2:B:560:HIS:CE1	2.42	0.55
9:I:27:LEU:HD23	9:I:78:ILE:CD1	2.37	0.55
12:N:19:GLN:N	12:N:20:PRO:HD2	2.22	0.55
2:R:398:ARG:HG3	2:R:399:HIS:N	2.22	0.55
1:W:309:PHE:O	1:W:310:ARG:CG	2.55	0.55
1:W:425:LEU:HD12	1:W:425:LEU:H	1.70	0.55
1:A:238:LYS:HE2	1:A:297:THR:HG22	1.89	0.54
1:A:655:ASP:H	1:A:658:LYS:HD2	1.72	0.54
1:A:782:ILE:HG21	1:A:790:LEU:CD2	2.37	0.54
2:B:249:PRO:HB2	2:B:253:ASN:H	1.72	0.54
1:A:426:HIS:CE1	3:C:80:GLU:CD	2.79	0.54
4:D:22:LEU:HB2	4:D:226:TYR:CZ	2.41	0.54
2:R:460:GLU:HG2	2:R:673:SER:HB3	1.88	0.54
7:V:72:CYS:HB3	7:V:114:LYS:HG2	1.89	0.54
1:W:372:TRP:CD1	1:W:372:TRP:C	2.79	0.54
1:W:534:LEU:HB2	1:W:546:TYR:CE2	2.41	0.54
1:W:650:ASP:HB3	1:W:723:ASN:ND2	2.22	0.54
1:W:763:THR:HB	1:W:764:ARG:CD	2.37	0.54
3:Y:277:ILE:C	3:Y:279:GLU:H	2.09	0.54
1:W:854:GLY:O	3:Y:64:ILE:CG2	2.54	0.54
2:B:1057:ASP:OD2	2:B:1097:SER:HB2	2.07	0.54

Continued on next page...

Continued from previous page...

Atom-1	Atom-2	Interatomic distance (Å)	Clash overlap (Å)
2:B:603:GLY:C	2:B:605:ILE:H	2.06	0.54
3:C:340:SER:HB3	3:C:371:GLU:CG	2.37	0.54
10:J:65:LYS:O	10:J:68:PHE:HB3	2.07	0.54
13:P:5:ARG:HG2	13:P:18:LEU:HD22	1.89	0.54
2:R:1098:TYR:CE1	2:R:1101:LYS:HD3	2.43	0.54
2:R:117:VAL:HG11	2:R:388:VAL:HG21	1.88	0.54
2:R:70:LYS:HB3	2:R:71:PRO:HD2	1.89	0.54
2:R:73:VAL:HG22	2:R:74:ARG:O	2.07	0.54
2:R:731:SER:HA	2:R:914:ASN:ND2	2.22	0.54
2:R:948:PHE:CE1	1:W:792:PRO:HG3	2.42	0.54
5:T:83:GLU:HA	6:U:89:MET:HE3	1.88	0.54
1:W:86:PHE:O	1:W:90:VAL:HG23	2.07	0.54
13:X:6:CYS:HB2	13:X:37:VAL:HG12	1.88	0.54
1:A:106:ILE:N	1:A:106:ILE:HD12	2.22	0.54
1:A:253:ILE:HG22	1:A:254:ASP:OD1	2.08	0.54
1:A:47:PRO:O	1:A:48:ARG:CB	2.55	0.54
2:B:418:ASP:OD1	2:B:424:SER:OG	2.22	0.54
2:B:705:LEU:O	2:B:706:VAL:HB	2.07	0.54
2:B:809:GLY:O	2:B:842:THR:HB	2.07	0.54
4:D:38:VAL:HG12	4:D:39:MET:N	2.23	0.54
5:E:30:LEU:CD1	5:E:72:PHE:CE2	2.91	0.54
2:R:1106:GLU:OE2	1:W:301:ARG:HD3	2.07	0.54
12:O:46:ARG:HD2	2:R:937:ALA:O	2.06	0.54
6:U:12:ILE:HG23	6:U:16:VAL:HG13	1.89	0.54
1:W:511:VAL:HA	1:W:583:ASP:OD2	2.07	0.54
1:A:125:TRP:O	1:A:128:ALA:HB3	2.08	0.54
2:B:251:ILE:HD12	2:B:330:LEU:HD11	1.89	0.54
9:I:61:VAL:H	9:I:64:ILE:HD12	1.71	0.54
2:R:166:THR:HG23	2:R:432:VAL:HG12	1.89	0.54
2:R:970:THR:HG22	2:R:987:TYR:HA	1.89	0.54
1:W:238:LYS:HE2	1:W:297:THR:HG22	1.88	0.54
1:W:854:GLY:O	3:Y:64:ILE:CG1	2.55	0.54
3:Y:338:LYS:HD3	3:Y:338:LYS:H	1.72	0.54
5:T:19:GLY:H	3:Y:393:ILE:HG22	1.73	0.54
1:A:113:LYS:HG2	1:A:116:ARG:CZ	2.38	0.54
1:A:450:CYS:HB2	1:A:451:PRO:HD3	1.87	0.54
1:A:98:CYS:SG	1:A:145:VAL:O	2.65	0.54
2:B:359:VAL:HG11	2:B:407:VAL:HG13	1.90	0.54
3:C:133:ASP:OD2	3:C:136:LYS:HG2	2.06	0.54
12:O:9:THR:HB	12:O:44:CYS:HB2	1.90	0.54
7:V:70:ASP:O	1:W:541:ALA:HB1	2.08	0.54

Continued on next page...

Continued from previous page...

Atom-1	Atom-2	Interatomic distance (Å)	Clash overlap (Å)
1:A:104:VAL:O	1:A:104:VAL:HG13	2.02	0.54
1:A:110:GLU:HA	1:A:113:LYS:HB2	1.90	0.54
1:A:736:SER:O	1:A:737:VAL:C	2.46	0.54
2:B:1098:TYR:CE1	2:B:1101:LYS:HD3	2.43	0.54
2:B:603:GLY:C	2:B:605:ILE:N	2.60	0.54
2:B:767:LYS:HG3	2:B:768:TYR:HD1	1.72	0.54
3:C:25:PRO:HD3	3:C:33:LYS:HD3	1.90	0.54
12:O:53:ILE:HD12	2:R:720:PRO:HG3	1.89	0.54
12:O:55:ILE:HD12	2:R:682:LEU:HD22	1.89	0.54
2:R:957:GLN:HA	2:R:960:ILE:CD1	2.37	0.54
7:V:8:GLU:C	7:V:9:ILE:HG13	2.27	0.54
1:W:324:THR:O	1:W:461:GLU:HA	2.08	0.54
1:W:782:ILE:HG21	1:W:790:LEU:HD22	1.89	0.54
3:Y:12:TYR:HB2	3:Y:45:ARG:HH12	1.71	0.54
1:A:425:LEU:HD12	1:A:425:LEU:H	1.72	0.54
2:B:420:THR:HG21	2:B:677:LYS:O	2.08	0.54
2:B:856:THR:HG21	13:P:33:ILE:HD12	1.89	0.54
3:C:286:ILE:HD12	3:C:324:GLY:O	2.08	0.54
4:D:53:LEU:HD12	4:D:131:VAL:CG2	2.37	0.54
4:D:93:TYR:HE1	4:D:146:ARG:HG2	1.72	0.54
1:W:838:VAL:HG13	3:Y:70:ILE:HD11	1.89	0.54
3:Y:69:ALA:HB2	3:Y:381:LEU:HD13	1.90	0.54
1:A:58:CYS:HB3	1:A:62:GLY:N	2.23	0.54
2:R:1050:ASP:HA	2:R:1054:ASP:HB2	1.90	0.54
2:R:628:TYR:CE2	2:R:640:HIS:CE1	2.96	0.54
4:S:49:ASN:OD1	4:S:139:ILE:CD1	2.55	0.54
1:W:823:LEU:HB3	3:Y:329:ILE:HG12	1.90	0.54
3:Y:29:VAL:HG12	3:Y:61:GLU:HG3	1.89	0.54
8:Z:43:PRO:O	8:Z:44:TRP:HB2	2.07	0.54
1:A:110:GLU:HA	1:A:113:LYS:HD2	1.90	0.54
1:A:428:ILE:CG2	1:A:452:PRO:HB3	2.38	0.54
1:A:346:THR:O	2:B:1008:ALA:HB2	2.07	0.54
4:D:155:LYS:HE3	4:D:156:PHE:CE2	2.43	0.54
2:B:699:HIS:ND1	4:D:57:ILE:HG12	2.22	0.54
11:M:12:TYR:HD1	11:M:58:LEU:HD13	1.71	0.54
10:Q:65:LYS:O	10:Q:68:PHE:HB3	2.07	0.54
2:R:420:THR:HG21	2:R:677:LYS:O	2.08	0.54
1:A:223:ILE:HG12	1:A:224:MET:N	2.21	0.54
1:A:329:ASP:O	1:A:446:ASN:HA	2.08	0.54
3:C:108:ILE:O	3:C:112:ASP:HB2	2.07	0.54
6:F:12:ILE:HG23	6:F:16:VAL:HG13	1.90	0.54

Continued on next page...

Continued from previous page...

Atom-1	Atom-2	Interatomic distance (Å)	Clash overlap (Å)
3:Y:237:ILE:HD12	3:Y:253:THR:HB	1.89	0.54
3:Y:301:LEU:HD22	3:Y:308:VAL:CG1	2.37	0.54
8:Z:20:HIS:CE1	8:Z:51:VAL:HG11	2.43	0.54
1:A:299:ALA:O	1:A:303:LYS:HB2	2.08	0.53
1:A:324:THR:O	1:A:461:GLU:HA	2.08	0.53
2:B:762:SER:OG	2:B:866:LYS:HG2	2.08	0.53
2:R:136:TYR:HB2	2:R:141:LEU:HD11	1.88	0.53
2:R:59:LEU:O	2:R:59:LEU:HD13	2.08	0.53
2:R:629:VAL:HG22	2:R:642:HIS:HB2	1.90	0.53
2:R:660:TYR:CD1	2:R:950:LYS:HE3	2.42	0.53
2:R:699:HIS:CE1	4:S:57:ILE:HG12	2.43	0.53
5:T:75:ILE:HG21	6:U:21:LEU:HD11	1.89	0.53
1:W:498:ALA:HB1	1:W:502:TYR:HB2	1.89	0.53
3:Y:309:ASP:OD2	3:Y:311:ARG:HB2	2.07	0.53
1:A:601:LYS:O	1:A:610:SER:HB2	2.08	0.53
2:B:186:ILE:CD1	2:B:209:LYS:HD3	2.38	0.53
2:B:249:PRO:HD2	2:B:253:ASN:OD1	2.08	0.53
2:B:230:MET:HE2	2:B:315:ALA:HB1	1.89	0.53
2:B:398:ARG:HG3	2:B:399:HIS:N	2.23	0.53
2:B:857:GLU:HG3	13:P:24:VAL:HG11	1.90	0.53
4:D:66:PRO:HB2	4:D:124:ILE:HG12	1.91	0.53
4:D:24:PHE:HA	11:L:27:LEU:HD13	1.89	0.53
9:I:52:ASP:O	9:I:53:ILE:CB	2.56	0.53
4:D:260:LEU:HD11	11:L:69:LEU:HD21	1.89	0.53
11:L:77:ARG:NH1	11:L:77:ARG:HB2	2.23	0.53
13:P:5:ARG:O	13:P:6:CYS:HB2	2.08	0.53
2:R:557:ASN:OD1	2:R:577:ARG:NH1	2.41	0.53
5:T:132:SER:O	5:T:133:LYS:HB2	2.08	0.53
5:T:30:LEU:CD2	5:T:72:PHE:CE2	2.91	0.53
1:W:428:ILE:CG2	1:W:452:PRO:HB3	2.38	0.53
1:W:541:ALA:HB3	1:W:542:PRO:HD3	1.90	0.53
3:Y:110:ILE:HD13	3:Y:297:ILE:HG12	1.89	0.53
1:A:313:LEU:HD21	2:B:1099:ALA:C	2.29	0.53
2:B:486:LYS:HG2	2:B:489:GLU:OE2	2.09	0.53
2:B:701:PRO:HB2	2:B:720:PRO:HG2	1.88	0.53
2:R:1015:LEU:C	2:R:1015:LEU:HD13	2.27	0.53
2:R:768:TYR:HB3	2:R:769:PRO:HD2	1.83	0.53
5:T:115:ASP:O	5:T:116:ASP:HB2	2.06	0.53
1:W:299:ALA:O	1:W:303:LYS:HB2	2.08	0.53
1:W:68:CYS:N	1:W:69:PRO:HD3	2.23	0.53
2:R:797:ASP:CG	13:X:4:TYR:HB3	2.28	0.53

Continued on next page...

Continued from previous page...

Atom-1	Atom-2	Interatomic distance (Å)	Clash overlap (Å)
3:Y:328:GLN:HB3	3:Y:332:HIS:HB3	1.89	0.53
1:A:124:ARG:HD3	1:A:125:TRP:CZ3	2.42	0.53
2:B:99:LEU:O	2:B:119:ILE:HB	2.09	0.53
2:R:416:LEU:O	2:R:418:ASP:N	2.42	0.53
2:R:808:LYS:HE3	2:R:847:MET:CE	2.38	0.53
5:T:133:LYS:O	5:T:134:LYS:HG3	2.08	0.53
5:T:84:VAL:HG21	6:U:75:ILE:HD13	1.90	0.53
1:W:145:VAL:O	1:W:146:CYS:SG	2.66	0.53
1:W:280:GLU:H	1:W:282:PRO:HD2	1.73	0.53
7:V:71:PHE:HA	1:W:541:ALA:HB3	1.89	0.53
3:Y:109:GLU:OE2	3:Y:117:PRO:HA	2.08	0.53
1:A:68:CYS:N	1:A:69:PRO:HD3	2.23	0.53
2:B:63:LEU:HD22	2:B:101:LEU:HD11	1.91	0.53
2:B:163:VAL:HG21	2:B:429:LEU:HD23	1.90	0.53
1:A:792:PRO:CA	2:B:948:PHE:CE1	2.92	0.53
2:B:975:ASP:OD1	2:B:977:ARG:HD3	2.09	0.53
3:C:301:LEU:HD22	3:C:308:VAL:CG1	2.38	0.53
4:D:66:PRO:HG2	12:N:13:LEU:HD11	1.90	0.53
2:R:157:VAL:HG11	2:R:401:LEU:HD23	1.89	0.53
2:R:461:THR:HG21	2:R:468:GLY:N	2.24	0.53
4:S:154:ALA:HA	4:S:157:ILE:HG13	1.88	0.53
1:W:782:ILE:HG21	1:W:790:LEU:CD2	2.38	0.53
3:Y:133:ASP:OD2	3:Y:136:LYS:HG2	2.09	0.53
2:B:416:LEU:O	2:B:418:ASP:N	2.41	0.53
2:B:453:TRP:CZ3	2:B:644:GLU:OE2	2.60	0.53
3:C:12:TYR:HB2	3:C:45:ARG:HH12	1.72	0.53
4:D:37:PRO:HG3	4:D:78:TRP:CE3	2.43	0.53
2:R:55:GLU:OE2	2:R:377:VAL:HG12	2.09	0.53
2:R:741:ILE:HG23	2:R:891:ILE:HA	1.91	0.53
2:R:857:GLU:HA	2:R:862:ASN:O	2.07	0.53
6:U:12:ILE:HG23	6:U:16:VAL:CG1	2.39	0.53
1:W:95:LYS:CB	1:W:138:LYS:HE2	2.39	0.53
1:A:448:LEU:O	1:A:496:ILE:HG23	2.08	0.53
1:A:450:CYS:N	1:A:451:PRO:CD	2.72	0.53
1:A:334:ILE:CD1	1:A:628:MET:HB3	2.39	0.53
1:A:822:ARG:HH22	3:C:108:ILE:HG23	1.74	0.53
2:B:1082:CYS:HB3	2:B:1091:LEU:HD21	1.91	0.53
2:B:784:ARG:HB3	2:B:835:LYS:O	2.09	0.53
2:R:258:SER:O	2:R:259:LEU:HD22	2.09	0.53
2:R:372:LEU:HD21	2:R:376:LYS:HE2	1.91	0.53
2:R:604:SER:O	2:R:605:ILE:O	2.27	0.53

Continued on next page...

Continued from previous page...

Atom-1	Atom-2	Interatomic distance (Å)	Clash overlap (Å)
2:R:767:LYS:CD	2:R:768:TYR:HA	2.38	0.53
1:W:238:LYS:O	1:W:238:LYS:HG3	2.07	0.53
1:W:249:LEU:CD2	1:W:265:LEU:HB2	2.39	0.53
2:R:857:GLU:HG3	13:X:24:VAL:HG11	1.90	0.53
2:R:802:SER:OG	13:X:39:LYS:HB2	2.09	0.53
2:B:17:ILE:CD1	2:B:476:MET:SD	2.97	0.53
2:B:20:TYR:HD2	2:B:607:PHE:CE2	2.27	0.53
2:B:229:LEU:CD2	2:B:275:ILE:HD11	2.39	0.53
2:B:59:LEU:O	2:B:59:LEU:HD13	2.09	0.53
3:C:126:LEU:HB2	3:C:131:LYS:HG3	1.90	0.53
3:C:338:LYS:H	3:C:338:LYS:HD3	1.72	0.53
2:R:133:ILE:HD13	2:R:136:TYR:CE1	2.43	0.53
2:R:235:ILE:HD11	2:R:316:TYR:CE1	2.44	0.53
2:R:525:LEU:HD22	2:R:571:VAL:HB	1.91	0.53
1:W:110:GLU:HA	1:W:113:LYS:HB2	1.90	0.53
1:W:113:LYS:HG2	1:W:116:ARG:CZ	2.38	0.53
1:W:668:ALA:HB1	1:W:707:LEU:HD13	1.88	0.53
3:Y:149:ILE:HA	3:Y:152:VAL:HG12	1.91	0.53
3:Y:237:ILE:HD11	3:Y:240:ALA:HB2	1.91	0.53
1:A:821:ARG:HH12	3:C:347:PHE:HA	1.73	0.53
7:G:72:CYS:SG	7:G:114:LYS:HB3	2.49	0.53
2:R:598:GLU:HG3	2:R:605:ILE:HD11	1.91	0.53
5:T:114:THR:HB	5:T:115:ASP:C	2.29	0.53
1:W:47:PRO:O	1:W:48:ARG:CB	2.56	0.53
1:A:419:PHE:CE1	1:A:464:LEU:HD23	2.44	0.53
2:B:1074:ASP:HB3	2:B:1075:LYS:CB	2.37	0.53
2:B:759:ARG:HG3	2:B:760:LEU:H	1.73	0.53
4:D:111:SER:HA	4:D:130:ILE:HD11	1.91	0.53
2:R:8:LEU:HA	2:R:633:PRO:HG3	1.90	0.53
2:R:745:ARG:HD2	2:R:896:PRO:HG3	1.91	0.53
4:S:159:VAL:HG22	4:S:161:LEU:H	1.74	0.53
5:T:63:ASP:OD2	5:T:65:ALA:HB3	2.08	0.53
1:W:363:GLN:O	1:W:366:ILE:HG22	2.08	0.53
2:B:233:LEU:HD13	2:B:315:ALA:HB2	1.91	0.52
2:B:934:LYS:O	2:B:938:LEU:HG	2.08	0.52
4:D:8:LYS:HG2	4:D:9:ASP:N	2.23	0.52
5:E:84:VAL:CG2	6:F:75:ILE:HD13	2.39	0.52
7:G:103:VAL:HG13	7:G:104:LYS:CD	2.39	0.52
2:R:928:MET:HE3	2:R:953:ILE:HG21	1.90	0.52
1:W:125:TRP:N	1:W:126:PRO:CD	2.71	0.52
1:A:288:LYS:HA	1:A:295:LEU:CD2	2.39	0.52

Continued on next page...

Continued from previous page...

Atom-1	Atom-2	Interatomic distance (Å)	Clash overlap (Å)
1:A:426:HIS:CD2	3:C:80:GLU:OE1	2.62	0.52
2:B:235:ILE:HD11	2:B:316:TYR:CE1	2.45	0.52
2:B:345:ARG:NH2	2:B:577:ARG:HG2	2.24	0.52
2:B:372:LEU:HD21	2:B:376:LYS:HE2	1.91	0.52
2:B:525:LEU:O	2:B:528:ARG:HB3	2.10	0.52
3:C:349:VAL:O	3:C:349:VAL:HG13	2.10	0.52
11:M:80:ALA:O	11:M:84:ILE:HG12	2.08	0.52
2:R:647:SER:N	2:R:648:PRO:CD	2.72	0.52
4:S:182:VAL:HG11	4:S:212:TYR:HD2	1.73	0.52
1:W:238:LYS:HE3	1:W:276:TYR:HA	1.91	0.52
1:W:534:LEU:HD22	1:W:534:LEU:N	2.24	0.52
1:W:736:SER:O	1:W:737:VAL:C	2.48	0.52
1:W:749:GLN:HA	1:W:781:PHE:HA	1.92	0.52
3:Y:176:ASP:O	3:Y:177:LYS:HG3	2.10	0.52
1:A:441:LEU:HD22	2:B:1004:ILE:HD12	1.91	0.52
2:B:970:THR:HG22	2:B:987:TYR:HA	1.90	0.52
2:R:928:MET:HE1	2:R:953:ILE:HD12	1.91	0.52
2:R:933:GLY:HA3	2:R:990:VAL:HB	1.90	0.52
2:R:797:ASP:OD1	13:X:4:TYR:HB3	2.09	0.52
1:A:125:TRP:N	1:A:126:PRO:CD	2.72	0.52
1:A:782:ILE:HG21	1:A:790:LEU:HD22	1.92	0.52
2:B:133:ILE:HD13	2:B:136:TYR:CE1	2.44	0.52
2:B:493:TYR:HD1	2:B:497:VAL:O	1.92	0.52
2:B:602:SER:HA	2:B:605:ILE:HD12	1.92	0.52
3:C:162:SER:HA	3:C:210:PHE:HZ	1.75	0.52
11:M:13:LEU:HB2	11:M:65:PRO:HB2	1.92	0.52
2:R:107:GLU:O	2:R:108:ASN:HB2	2.09	0.52
2:R:229:LEU:HD23	2:R:275:ILE:HD11	1.90	0.52
2:R:406:TRP:O	2:R:408:GLY:N	2.43	0.52
2:R:86:MET:HE3	2:R:686:ASN:ND2	2.24	0.52
2:R:705:LEU:O	2:R:706:VAL:HB	2.09	0.52
2:R:874:ILE:HG22	2:R:875:PRO:HD2	1.91	0.52
1:W:271:TYR:HE2	1:W:285:PRO:HB3	1.74	0.52
1:W:451:PRO:N	1:W:452:PRO:CD	2.73	0.52
1:A:763:THR:HB	1:A:764:ARG:CD	2.40	0.52
1:A:86:PHE:O	1:A:90:VAL:HG23	2.09	0.52
2:B:108:ASN:O	2:B:110:ILE:HG12	2.09	0.52
2:B:430:ARG:HD3	2:B:653:ILE:HG12	1.92	0.52
2:B:583:ILE:HD13	2:B:616:ILE:HG12	1.92	0.52
2:B:647:SER:N	2:B:648:PRO:CD	2.73	0.52
2:B:767:LYS:HD3	2:B:768:TYR:CA	2.40	0.52

Continued on next page...

Continued from previous page...

Atom-1	Atom-2	Interatomic distance (Å)	Clash overlap (Å)
2:R:1007:ARG:HD3	2:R:1028:GLY:HA2	1.91	0.52
2:R:1080:TYR:HB3	2:R:1091:LEU:HD12	1.92	0.52
2:R:417:LEU:CD2	2:R:425:MET:HG3	2.38	0.52
5:T:114:THR:HG21	5:T:117:THR:OG1	2.10	0.52
2:R:1046:MET:HG2	5:T:61:PHE:CD1	2.44	0.52
1:A:511:VAL:HA	1:A:583:ASP:OD2	2.08	0.52
1:A:541:ALA:HB3	1:A:542:PRO:HD3	1.92	0.52
1:A:534:LEU:HB3	1:A:546:TYR:CE1	2.43	0.52
1:A:818:TYR:CD2	1:A:822:ARG:NH1	2.78	0.52
2:B:752:MET:HB2	12:N:8:PHE:CD2	2.44	0.52
3:C:210:PHE:O	3:C:211:ALA:CB	2.57	0.52
3:C:11:SER:N	3:C:45:ARG:NH2	2.58	0.52
9:I:62:ILE:HD12	1:W:474:ALA:CB	2.39	0.52
11:M:16:GLU:OE2	11:M:52:LYS:HE2	2.10	0.52
2:R:397:ILE:O	2:R:397:ILE:HG12	2.10	0.52
2:R:630:ALA:HB3	2:R:636:LEU:HD12	1.91	0.52
1:W:141:MET:HG3	1:W:141:MET:O	2.07	0.52
1:W:289:HIS:O	1:W:290:ARG:HB2	2.09	0.52
1:W:288:LYS:HA	1:W:295:LEU:CD2	2.39	0.52
1:A:417:VAL:HG11	1:A:464:LEU:HD11	1.91	0.52
2:B:272:LEU:HD22	2:B:292:ALA:O	2.09	0.52
2:B:973:THR:HG21	2:B:988:PHE:CE1	2.45	0.52
5:E:114:THR:HG21	5:E:117:THR:OG1	2.09	0.52
6:F:64:SER:HB2	6:F:69:ARG:HD3	1.91	0.52
7:G:103:VAL:HG22	7:G:104:LYS:N	2.23	0.52
13:P:10:TRP:CB	13:P:31:TYR:CE2	2.93	0.52
2:R:215:VAL:HG12	2:R:224:ILE:O	2.09	0.52
7:V:103:VAL:HG22	7:V:104:LYS:N	2.24	0.52
1:W:81:VAL:HG21	1:W:269:LEU:HB3	1.92	0.52
3:Y:70:ILE:HD13	3:Y:70:ILE:N	2.23	0.52
1:A:859:TYR:OH	9:K:29:ARG:HD2	2.10	0.52
2:B:107:GLU:O	2:B:108:ASN:CB	2.57	0.52
2:B:249:PRO:HD2	2:B:253:ASN:CG	2.30	0.52
2:B:333:ARG:O	2:B:334:GLU:HB3	2.10	0.52
2:B:356:LEU:CD1	2:B:407:VAL:HG21	2.40	0.52
2:B:461:THR:HG21	2:B:468:GLY:N	2.25	0.52
2:B:558:VAL:HG22	2:B:571:VAL:HG22	1.92	0.52
2:B:605:ILE:HG23	2:B:606:THR:N	2.25	0.52
4:D:182:VAL:HG11	4:D:212:TYR:HD2	1.73	0.52
4:D:247:LYS:O	4:D:251:ARG:HG3	2.09	0.52
5:E:63:ASP:OD2	5:E:65:ALA:HB3	2.10	0.52

Continued on next page...

Continued from previous page...

Atom-1	Atom-2	Interatomic distance (Å)	Clash overlap (Å)
6:F:12:ILE:HG23	6:F:16:VAL:CG1	2.39	0.52
10:J:66:ARG:HG2	10:J:66:ARG:HH11	1.75	0.52
12:N:9:THR:HB	12:N:44:CYS:HB2	1.90	0.52
2:R:1074:ASP:CB	2:R:1075:LYS:HA	2.40	0.52
2:R:108:ASN:O	2:R:110:ILE:HG12	2.09	0.52
2:R:233:LEU:HD13	2:R:315:ALA:HB2	1.92	0.52
1:W:635:PHE:O	1:W:639:VAL:HG23	2.10	0.52
1:W:736:SER:O	1:W:738:LEU:N	2.43	0.52
1:A:324:THR:HG22	1:A:325:VAL:H	1.74	0.52
2:B:330:LEU:HD22	2:B:332:ARG:HD3	1.92	0.52
2:B:461:THR:CG2	2:B:468:GLY:N	2.72	0.52
2:B:630:ALA:HB3	2:B:636:LEU:HD12	1.92	0.52
3:C:46:ASP:O	3:C:47:GLU:OE1	2.28	0.52
9:I:43:LEU:HD13	9:I:64:ILE:HG22	1.90	0.52
2:R:229:LEU:CD2	2:R:275:ILE:HD11	2.40	0.52
2:R:17:ILE:HD12	2:R:476:MET:SD	2.50	0.52
2:R:975:ASP:HB3	2:R:978:THR:HG22	1.92	0.52
1:W:192:VAL:CG2	1:W:199:PRO:HB3	2.40	0.52
1:W:223:ILE:CG1	1:W:224:MET:N	2.73	0.52
1:W:864:LYS:HG3	1:W:864:LYS:O	2.10	0.52
3:Y:25:PRO:CG	3:Y:33:LYS:HD3	2.40	0.52
1:A:107:SER:O	1:A:108:GLU:C	2.46	0.52
1:A:853:ASP:HB2	3:C:311:ARG:NH1	2.25	0.52
2:B:1062:TYR:CE2	2:B:1093:PRO:HG3	2.45	0.52
1:A:69:PRO:HB2	2:B:1101:LYS:HE3	1.92	0.52
2:B:250:GLU:HG2	2:B:251:ILE:N	2.25	0.52
2:B:31:LEU:HD23	2:B:125:MET:CE	2.37	0.52
6:F:41:LEU:HA	6:F:44:VAL:HG12	1.90	0.52
8:H:45:ILE:HG23	8:H:81:VAL:HG22	1.92	0.52
9:K:61:VAL:H	9:K:64:ILE:HD12	1.74	0.52
2:R:1066:GLN:HG3	2:R:1089:SER:HB3	1.92	0.52
2:R:630:ALA:CB	2:R:636:LEU:HD12	2.40	0.52
2:R:453:TRP:CZ3	2:R:644:GLU:OE2	2.63	0.52
2:R:767:LYS:HB3	2:R:768:TYR:CB	2.39	0.52
5:T:30:LEU:HD22	5:T:72:PHE:CZ	2.45	0.52
2:R:1029:LEU:HD12	1:W:321:SER:HB2	1.92	0.52
1:A:104:VAL:HG12	1:A:137:LYS:CA	2.37	0.51
1:A:220:ARG:HG2	1:A:235:LEU:HD13	1.92	0.51
1:A:309:PHE:O	1:A:310:ARG:CB	2.58	0.51
2:B:258:SER:O	2:B:259:LEU:HD22	2.10	0.51
2:B:594:ARG:CZ	2:B:615:LYS:HG3	2.40	0.51

Continued on next page...

Continued from previous page...

Atom-1	Atom-2	Interatomic distance (Å)	Clash overlap (Å)
2:B:657:ILE:HG13	2:B:711:LEU:CD2	2.40	0.51
2:B:949:TYR:O	2:B:950:LYS:HD2	2.10	0.51
9:I:51:ILE:O	9:I:52:ASP:HB2	2.10	0.51
2:R:398:ARG:C	2:R:400:ALA:H	2.14	0.51
1:W:10:LYS:HG2	3:Y:363:VAL:CG1	2.40	0.51
1:W:249:LEU:HD21	1:W:265:LEU:HB2	1.91	0.51
1:A:541:ALA:HB3	7:G:71:PHE:HA	1.92	0.51
2:B:1062:TYR:HE2	2:B:1093:PRO:HG3	1.74	0.51
2:B:957:GLN:HA	2:B:960:ILE:HG12	1.91	0.51
5:E:123:VAL:O	5:E:124:ARG:O	2.29	0.51
5:E:128:PHE:HB3	5:E:137:GLN:NE2	2.25	0.51
12:O:13:LEU:HD11	4:S:66:PRO:HG2	1.92	0.51
2:R:249:PRO:HD2	2:R:253:ASN:CG	2.31	0.51
2:R:877:ILE:HD12	2:R:877:ILE:H	1.75	0.51
2:R:699:HIS:ND1	4:S:57:ILE:HG12	2.24	0.51
1:W:125:TRP:O	1:W:128:ALA:HB3	2.10	0.51
3:Y:237:ILE:HD12	3:Y:253:THR:CG2	2.40	0.51
1:A:366:ILE:HG13	1:A:395:LYS:HG3	1.92	0.51
1:A:428:ILE:HG21	1:A:452:PRO:HB3	1.93	0.51
2:B:543:ILE:CD1	2:B:558:VAL:HG21	2.39	0.51
2:B:653:ILE:H	2:B:653:ILE:HD12	1.75	0.51
2:B:773:GLU:HG2	2:B:774:ASP:N	2.26	0.51
2:B:872:LEU:HD23	2:B:873:ARG:N	2.26	0.51
2:B:928:MET:CE	2:B:953:ILE:HD12	2.40	0.51
3:C:237:ILE:HD12	3:C:253:THR:CG2	2.39	0.51
7:G:36:PHE:CE1	7:G:96:ILE:HD11	2.46	0.51
12:O:47:ARG:HD2	2:R:724:ASN:O	2.10	0.51
2:R:1039:LEU:HD22	2:R:1044:THR:HG21	1.92	0.51
2:R:301:LEU:N	2:R:302:PRO:HD3	2.25	0.51
5:T:84:VAL:CG2	6:U:75:ILE:HD13	2.40	0.51
3:Y:126:LEU:HB2	3:Y:131:LYS:HG3	1.91	0.51
1:A:356:TRP:CE3	9:K:54:ASN:ND2	2.78	0.51
1:A:534:LEU:N	1:A:534:LEU:HD22	2.26	0.51
4:D:104:ASN:O	4:D:105:GLU:C	2.49	0.51
11:L:16:GLU:OE2	11:L:52:LYS:HE2	2.09	0.51
2:R:733:THR:HG23	2:R:734:GLY:N	2.25	0.51
2:R:766:VAL:CG1	2:R:774:ASP:OD2	2.52	0.51
2:R:762:SER:OG	2:R:866:LYS:HG2	2.10	0.51
4:S:180:ALA:HA	4:S:188:PHE:HB2	1.91	0.51
5:T:132:SER:O	5:T:133:LYS:HG3	2.11	0.51
5:T:56:GLU:HG2	3:Y:391:ARG:HG2	1.93	0.51

Continued on next page...

Continued from previous page...

Atom-1	Atom-2	Interatomic distance (Å)	Clash overlap (Å)
5:T:82:GLN:HB3	6:U:88:ILE:HB	1.92	0.51
6:U:88:ILE:H	6:U:88:ILE:HD13	1.75	0.51
1:A:12:GLY:HA3	1:A:201:THR:CG2	2.40	0.51
1:A:588:ILE:HG13	1:A:593:LEU:HA	1.92	0.51
1:A:879:LYS:NZ	3:C:44:THR:O	2.43	0.51
4:D:154:ALA:HA	4:D:157:ILE:HG13	1.93	0.51
5:E:86:GLU:O	6:F:44:VAL:HG23	2.09	0.51
4:D:56:GLU:HG3	13:P:45:VAL:HG13	1.91	0.51
2:R:1069:TYR:HA	2:R:1070:ILE:CB	2.38	0.51
2:R:1015:LEU:CD1	2:R:1102:LEU:HD11	2.40	0.51
2:R:754:ARG:NH1	4:S:60:HIS:HD1	2.09	0.51
4:S:60:HIS:C	4:S:60:HIS:CD2	2.83	0.51
5:T:84:VAL:HG13	6:U:75:ILE:HD11	1.92	0.51
1:W:123:LYS:HA	1:W:126:PRO:HG3	1.92	0.51
9:I:29:ARG:HD2	1:W:859:TYR:OH	2.09	0.51
13:X:5:ARG:HG2	13:X:18:LEU:HD22	1.93	0.51
8:Z:59:PRO:HA	8:Z:81:VAL:CG1	2.41	0.51
1:A:328:PRO:HB3	1:A:457:PHE:CE2	2.46	0.51
2:B:247:LEU:HD11	2:B:503:VAL:HG12	1.93	0.51
2:B:539:LEU:HD12	2:B:569:VAL:HG11	1.93	0.51
3:C:80:GLU:N	3:C:81:PRO:CD	2.73	0.51
3:C:66:PRO:HD3	9:K:23:TRP:CE2	2.45	0.51
12:O:19:GLN:N	12:O:20:PRO:HD2	2.25	0.51
2:R:1056:SER:CB	1:W:316:LYS:HD3	2.40	0.51
2:R:461:THR:CG2	2:R:468:GLY:N	2.74	0.51
2:R:539:LEU:HD12	2:R:569:VAL:HG11	1.91	0.51
2:R:708:THR:HG23	2:R:946:THR:HA	1.93	0.51
5:T:2:TYR:HB2	6:U:12:ILE:O	2.10	0.51
1:W:220:ARG:HG2	1:W:235:LEU:HD22	1.91	0.51
1:W:45:MET:HE2	1:W:46:ASP:OD1	2.11	0.51
1:W:636:ILE:O	1:W:640:GLU:HG3	2.09	0.51
3:Y:210:PHE:O	3:Y:211:ALA:CB	2.57	0.51
3:Y:11:SER:N	3:Y:45:ARG:NH2	2.58	0.51
8:Z:12:ARG:NH2	8:Z:55:ILE:HA	2.26	0.51
1:A:474:ALA:CB	9:K:62:ILE:HD12	2.40	0.51
1:A:81:VAL:HG21	1:A:269:LEU:HB3	1.91	0.51
2:B:355:SER:O	2:B:407:VAL:HG11	2.10	0.51
3:C:25:PRO:CG	3:C:33:LYS:HD3	2.41	0.51
3:C:64:ILE:HG22	3:C:65:ALA:N	2.21	0.51
9:I:19:PHE:HE1	3:Y:64:ILE:HG21	1.76	0.51
9:I:53:ILE:HG23	9:I:53:ILE:O	2.11	0.51

Continued on next page...

Continued from previous page...

Atom-1	Atom-2	Interatomic distance (Å)	Clash overlap (Å)
11:M:46:PRO:HD2	11:M:52:LYS:O	2.11	0.51
2:R:1074:ASP:HB3	2:R:1075:LYS:CB	2.39	0.51
2:R:1082:CYS:HB3	2:R:1091:LEU:HD21	1.92	0.51
2:R:430:ARG:HD3	2:R:653:ILE:HG12	1.91	0.51
4:S:206:CYS:HB3	16:S:1001:F3S:S3	2.51	0.51
1:W:421:ARG:CZ	1:W:454:ASN:O	2.59	0.51
1:A:13:ILE:HG13	1:A:202:SER:CB	2.41	0.51
1:A:324:THR:HG22	1:A:325:VAL:N	2.26	0.51
1:A:363:GLN:O	1:A:366:ILE:HG22	2.10	0.51
2:B:628:TYR:CE2	2:B:640:HIS:CE1	2.98	0.51
2:B:957:GLN:HA	2:B:960:ILE:CG1	2.41	0.51
12:O:62:TYR:HB3	2:R:689:LEU:CD1	2.40	0.51
2:R:1094:VAL:HG11	1:W:6:ILE:CD1	2.41	0.51
3:Y:328:GLN:OE1	3:Y:331:ARG:NH1	2.44	0.51
3:Y:25:PRO:HD3	3:Y:33:LYS:HD3	1.93	0.51
1:A:864:LYS:O	1:A:864:LYS:HG3	2.10	0.51
2:B:1015:LEU:HD13	2:B:1015:LEU:C	2.31	0.51
2:B:1065:ASP:HB3	2:B:1089:SER:HB2	1.93	0.51
2:B:843:ARG:HB2	2:B:846:GLU:CG	2.41	0.51
1:A:854:GLY:O	3:C:64:ILE:HG23	2.11	0.51
12:O:35:LEU:HD13	12:O:46:ARG:CG	2.41	0.51
2:R:1065:ASP:HB3	2:R:1089:SER:HB2	1.93	0.51
2:R:112:ALA:O	2:R:113:GLU:CG	2.59	0.51
2:R:356:LEU:CD1	2:R:407:VAL:HG21	2.41	0.51
2:R:732:PHE:O	2:R:733:THR:HG22	2.11	0.51
2:R:772:GLN:HG2	2:R:773:GLU:H	1.76	0.51
2:R:856:THR:HG22	2:R:857:GLU:N	2.25	0.51
2:R:918:LEU:HD13	1:W:646:MET:HG2	1.92	0.51
11:M:73:ILE:HG23	4:S:253:ILE:HG13	1.92	0.51
2:R:699:HIS:CE1	4:S:57:ILE:HD11	2.46	0.51
5:T:136:ILE:CG2	5:T:137:GLN:H	2.24	0.51
3:Y:150:GLU:HG3	3:Y:227:LEU:HB3	1.92	0.51
1:A:119:ASN:OD1	1:A:126:PRO:HB3	2.11	0.51
1:A:246:ASN:O	1:A:246:ASN:CG	2.50	0.51
1:A:45:MET:HE2	1:A:46:ASP:OD1	2.10	0.51
1:A:600:LYS:O	1:A:601:LYS:CB	2.53	0.51
2:B:417:LEU:CD2	2:B:425:MET:HG3	2.41	0.51
2:B:877:ILE:HD12	2:B:877:ILE:H	1.76	0.51
4:D:159:VAL:HG22	4:D:161:LEU:H	1.76	0.51
2:B:720:PRO:HG3	12:N:53:ILE:CD1	2.40	0.51
2:R:872:LEU:HD23	2:R:873:ARG:N	2.25	0.51

Continued on next page...

Continued from previous page...

Atom-1	Atom-2	Interatomic distance (Å)	Clash overlap (Å)
2:R:984:SER:O	2:R:985:ARG:CB	2.58	0.51
4:S:97:TYR:CD1	4:S:142:GLU:HG3	2.46	0.51
6:U:72:LEU:HD21	6:U:86:ILE:CG1	2.41	0.51
1:W:246:ASN:CG	1:W:246:ASN:O	2.50	0.51
1:W:28:ILE:HG23	1:W:30:PRO:HD2	1.93	0.51
1:W:588:ILE:HG13	1:W:593:LEU:HA	1.92	0.51
1:W:736:SER:HB3	1:W:739:ASN:CG	2.31	0.51
3:Y:46:ASP:O	3:Y:47:GLU:OE1	2.29	0.51
1:A:280:GLU:H	1:A:282:PRO:HD2	1.74	0.50
1:A:750:GLN:HG3	1:A:782:ILE:HD11	1.94	0.50
1:A:838:VAL:HG13	3:C:70:ILE:HD11	1.92	0.50
2:B:772:GLN:HG2	2:B:773:GLU:H	1.75	0.50
3:C:257:ASN:O	3:C:261:VAL:HG23	2.11	0.50
3:C:330:GLY:O	3:C:335:THR:HG22	2.12	0.50
5:E:114:THR:HB	5:E:115:ASP:C	2.32	0.50
5:E:131:LYS:HE3	5:E:136:ILE:HD11	1.93	0.50
7:G:80:GLU:C	7:G:81:LEU:HD12	2.31	0.50
11:L:63:ILE:HG22	11:L:64:ALA:O	2.10	0.50
10:Q:49:GLU:O	10:Q:52:ASP:HB3	2.11	0.50
2:R:773:GLU:CG	2:R:774:ASP:N	2.74	0.50
2:R:974:TYR:HA	2:R:981:LYS:HA	1.92	0.50
2:R:973:THR:HG21	2:R:988:PHE:CE1	2.46	0.50
4:S:34:LEU:HD22	4:S:151:LYS:HB2	1.92	0.50
7:V:104:LYS:O	7:V:105:ILE:C	2.49	0.50
1:W:124:ARG:N	1:W:126:PRO:HD2	2.26	0.50
1:W:176:THR:O	1:W:180:ILE:HG13	2.11	0.50
1:W:185:GLU:HA	1:W:205:GLU:OE2	2.11	0.50
1:W:450:CYS:N	1:W:451:PRO:CD	2.74	0.50
1:W:737:VAL:HG23	1:W:738:LEU:HD23	1.93	0.50
1:W:98:CYS:HB2	1:W:102:GLY:O	2.11	0.50
1:A:177:PRO:CD	1:A:266:TRP:HZ2	2.22	0.50
1:A:488:THR:HG23	1:A:493:GLY:O	2.11	0.50
1:A:777:GLU:HG3	1:A:783:TYR:HE1	1.76	0.50
1:A:80:PRO:HB3	1:A:208:ILE:HG22	1.93	0.50
2:B:12:GLU:HG3	2:B:595:GLU:OE1	2.11	0.50
5:E:132:SER:O	5:E:133:LYS:CG	2.58	0.50
8:H:12:ARG:O	8:H:14:HIS:N	2.44	0.50
9:K:63:SER:HA	9:K:66:GLU:HB2	1.93	0.50
2:R:372:LEU:HD22	2:R:376:LYS:HG3	1.94	0.50
2:R:493:TYR:HD1	2:R:497:VAL:O	1.95	0.50
2:R:53:PRO:HD2	2:R:59:LEU:O	2.10	0.50

Continued on next page...

Continued from previous page...

Atom-1	Atom-2	Interatomic distance (Å)	Clash overlap (Å)
2:R:605:ILE:HG12	2:R:606:THR:N	2.26	0.50
2:R:898:VAL:HG22	4:S:33:MET:SD	2.52	0.50
5:T:9:SER:O	5:T:70:VAL:HG12	2.11	0.50
1:W:253:ILE:HG22	1:W:254:ASP:OD1	2.10	0.50
1:W:366:ILE:HG13	1:W:395:LYS:HG3	1.92	0.50
1:A:185:GLU:HA	1:A:205:GLU:OE2	2.12	0.50
1:A:541:ALA:HB3	1:A:542:PRO:CD	2.40	0.50
2:B:230:MET:HE1	2:B:315:ALA:O	2.12	0.50
2:B:492:LEU:HB3	2:B:497:VAL:HG21	1.93	0.50
3:C:150:GLU:HG3	3:C:227:LEU:HB3	1.93	0.50
3:C:197:VAL:HB	3:C:208:ILE:HB	1.92	0.50
3:C:70:ILE:H	3:C:70:ILE:CD1	2.23	0.50
4:D:161:LEU:O	4:D:230:LEU:HA	2.12	0.50
4:D:96:ILE:HG12	4:D:145:LEU:HD11	1.93	0.50
2:R:1074:ASP:HB3	2:R:1075:LYS:HA	1.93	0.50
2:R:767:LYS:HG3	2:R:768:TYR:HA	1.92	0.50
1:W:687:ILE:HD12	1:W:695:SER:HB2	1.94	0.50
2:B:1017:ARG:HD3	2:B:1098:TYR:CG	2.47	0.50
2:B:112:ALA:O	2:B:113:GLU:CG	2.59	0.50
2:B:118:TYR:C	2:B:118:TYR:CD1	2.85	0.50
2:B:17:ILE:O	2:B:20:TYR:HB3	2.11	0.50
2:B:605:ILE:CG1	2:B:606:THR:H	2.18	0.50
8:H:29:TYR:HE1	10:Q:60:SER:HB2	1.77	0.50
2:R:1044:THR:HG23	2:R:1044:THR:O	2.11	0.50
2:R:230:MET:HE1	2:R:315:ALA:O	2.11	0.50
2:R:597:ILE:HB	2:R:603:GLY:H	1.76	0.50
2:R:767:LYS:HD3	2:R:768:TYR:HA	1.93	0.50
6:U:64:SER:HB2	6:U:69:ARG:HD3	1.94	0.50
2:R:448:LEU:CD2	1:W:796:PHE:CZ	2.94	0.50
3:Y:80:GLU:CB	3:Y:81:PRO:HD3	2.39	0.50
1:A:642:GLN:OE1	2:B:983:LYS:HD2	2.10	0.50
2:B:478:GLN:HG2	2:B:479:ILE:N	2.27	0.50
2:B:787:LYS:HE3	2:B:841:VAL:HG23	1.93	0.50
3:C:241:ILE:O	3:C:251:ILE:HG23	2.12	0.50
3:C:47:GLU:HB3	3:C:50:LYS:HB2	1.93	0.50
2:R:109:ASN:CG	2:R:109:ASN:O	2.50	0.50
2:R:126:LEU:HD13	2:R:154:TYR:O	2.11	0.50
2:R:332:ARG:HD2	2:R:565:PHE:HB3	1.92	0.50
11:M:48:PRO:HG2	2:R:735:TYR:HE2	1.75	0.50
2:R:741:ILE:HD11	2:R:911:VAL:CG1	2.42	0.50
1:W:110:GLU:HA	1:W:113:LYS:HD2	1.93	0.50

Continued on next page...

Continued from previous page...

Atom-1	Atom-2	Interatomic distance (Å)	Clash overlap (Å)
1:W:177:PRO:CD	1:W:266:TRP:HZ2	2.22	0.50
8:Z:63:ILE:HG22	8:Z:65:ILE:CD1	2.41	0.50
1:A:316:LYS:HD3	2:B:1056:SER:CB	2.40	0.50
2:B:127:LYS:HE3	2:B:150:ASP:O	2.12	0.50
2:B:657:ILE:HG13	2:B:711:LEU:HD21	1.94	0.50
3:C:341:VAL:HG12	3:C:344:ARG:NH2	2.26	0.50
9:I:77:THR:HG23	9:I:90:LEU:O	2.12	0.50
9:K:52:ASP:O	9:K:53:ILE:CB	2.59	0.50
11:L:14:GLU:OE1	11:L:56:LYS:HG2	2.12	0.50
2:R:1057:ASP:OD1	2:R:1057:ASP:N	2.44	0.50
2:R:1112:ILE:O	2:R:1114:PRO:HD3	2.11	0.50
2:R:17:ILE:CD1	2:R:476:MET:SD	2.99	0.50
2:R:486:LYS:HG2	2:R:489:GLU:OE2	2.11	0.50
2:R:843:ARG:HB2	2:R:846:GLU:CG	2.41	0.50
1:W:328:PRO:HB3	1:W:457:PHE:CE2	2.46	0.50
1:W:510:THR:O	1:W:597:VAL:HG23	2.11	0.50
3:Y:197:VAL:HB	3:Y:208:ILE:HB	1.94	0.50
3:Y:340:SER:HB3	3:Y:371:GLU:CG	2.41	0.50
2:B:232:ALA:HB2	2:B:271:ALA:HB1	1.94	0.50
2:B:42:LEU:HD12	2:B:357:PHE:CE2	2.47	0.50
2:B:601:ASP:O	2:B:602:SER:HB3	2.12	0.50
2:B:741:ILE:HG23	2:B:891:ILE:HA	1.94	0.50
3:C:176:ASP:O	3:C:177:LYS:CG	2.59	0.50
4:D:180:ALA:HA	4:D:188:PHE:HB2	1.92	0.50
4:D:93:TYR:CE1	4:D:146:ARG:HG2	2.47	0.50
13:P:37:VAL:HG22	13:P:38:ARG:N	2.27	0.50
2:R:1062:TYR:HA	2:R:1092:PHE:O	2.12	0.50
2:R:493:TYR:CD1	2:R:499:PRO:HD3	2.47	0.50
2:R:543:ILE:CD1	2:R:558:VAL:HG21	2.40	0.50
2:R:767:LYS:HA	2:R:767:LYS:HZ2	1.76	0.50
4:S:172:ILE:CD1	4:S:188:PHE:HE1	2.25	0.50
7:V:24:LYS:O	7:V:25:ASN:HB2	2.12	0.50
7:V:80:GLU:C	7:V:81:LEU:HD12	2.32	0.50
1:W:49:LEU:HD12	1:W:49:LEU:N	2.27	0.50
1:A:636:ILE:O	1:A:640:GLU:HG3	2.11	0.50
1:A:684:LEU:HD12	1:A:684:LEU:H	1.76	0.50
1:A:819:MET:O	1:A:819:MET:HG2	2.12	0.50
1:A:870:ARG:HH22	3:C:36:ILE:HD13	1.76	0.50
2:B:953:ILE:CD1	2:B:953:ILE:H	2.14	0.50
2:B:928:MET:HE3	2:B:953:ILE:HG21	1.92	0.50
4:D:203:CYS:SG	16:D:1001:F3S:S1	3.07	0.50

Continued on next page...

Continued from previous page...

Atom-1	Atom-2	Interatomic distance (Å)	Clash overlap (Å)
4:D:84:ASP:O	4:D:85:CYS:C	2.49	0.50
3:C:66:PRO:HD3	9:K:23:TRP:CZ2	2.46	0.50
2:R:20:TYR:HD2	2:R:607:PHE:CE2	2.30	0.50
2:R:593:THR:HG23	2:R:594:ARG:N	2.26	0.50
2:R:628:TYR:CE2	2:R:640:HIS:ND1	2.80	0.50
2:R:732:PHE:CD2	2:R:733:THR:HB	2.47	0.50
5:T:10:ILE:HG23	5:T:68:HIS:O	2.12	0.50
1:W:107:SER:O	1:W:108:GLU:C	2.48	0.50
1:W:695:SER:O	1:W:699:TYR:CD2	2.65	0.50
1:A:219:ILE:HD11	2:B:1105:GLN:HB3	1.94	0.50
2:B:192:ILE:O	2:B:206:GLU:HB2	2.12	0.50
2:B:597:ILE:HB	2:B:603:GLY:H	1.76	0.50
3:C:348:GLU:O	3:C:349:VAL:C	2.50	0.50
3:C:393:ILE:HG22	5:E:19:GLY:N	2.27	0.50
11:L:12:TYR:CD1	11:L:58:LEU:HB2	2.47	0.50
2:R:583:ILE:HD13	2:R:616:ILE:HG12	1.93	0.50
2:R:63:LEU:CD2	2:R:103:MET:HE2	2.42	0.50
5:T:123:VAL:HA	5:T:127:ILE:HA	1.93	0.50
5:T:128:PHE:HB3	5:T:137:GLN:NE2	2.26	0.50
2:R:1110:MET:HE2	1:W:298:LEU:HB3	1.94	0.50
1:W:329:ASP:O	1:W:446:ASN:HA	2.11	0.50
10:J:60:SER:CB	8:Z:29:TYR:HE1	2.24	0.50
1:A:136:VAL:HA	1:A:139:THR:HG22	1.93	0.49
1:A:450:CYS:H	1:A:451:PRO:CD	2.24	0.49
2:B:107:GLU:O	2:B:108:ASN:HB2	2.12	0.49
2:B:732:PHE:O	2:B:733:THR:HG22	2.12	0.49
2:B:73:VAL:HG22	2:B:74:ARG:O	2.12	0.49
9:K:53:ILE:HG23	9:K:53:ILE:O	2.12	0.49
12:O:46:ARG:NH1	2:R:938:LEU:O	2.45	0.49
10:Q:63:GLU:O	10:Q:67:LEU:HB2	2.12	0.49
2:R:192:ILE:O	2:R:206:GLU:HB2	2.11	0.49
2:R:247:LEU:HD11	2:R:503:VAL:HG12	1.93	0.49
2:R:230:MET:HE2	2:R:315:ALA:HB1	1.93	0.49
2:R:330:LEU:O	2:R:332:ARG:N	2.45	0.49
2:R:653:ILE:CD1	2:R:653:ILE:H	2.24	0.49
5:T:36:GLU:HB3	6:U:33:LEU:HD22	1.94	0.49
1:A:518:LYS:HA	1:A:546:TYR:HE2	1.76	0.49
2:B:1021:GLU:OE2	2:B:1022:GLY:N	2.45	0.49
2:B:1062:TYR:HA	2:B:1092:PHE:O	2.11	0.49
2:B:525:LEU:HD22	2:B:571:VAL:HB	1.94	0.49
2:B:630:ALA:CB	2:B:636:LEU:HD12	2.42	0.49

Continued on next page...

Continued from previous page...

Atom-1	Atom-2	Interatomic distance (Å)	Clash overlap (Å)
2:B:733:THR:HG23	2:B:735:TYR:HB2	1.94	0.49
2:B:797:ASP:OD2	13:P:4:TYR:HB3	2.11	0.49
1:A:792:PRO:HA	2:B:948:PHE:CZ	2.47	0.49
1:A:863:GLY:HA2	3:C:311:ARG:HH22	1.77	0.49
4:D:172:ILE:CD1	4:D:188:PHE:HE1	2.24	0.49
10:J:55:LEU:CD2	8:Z:25:ILE:HG22	2.42	0.49
2:R:248:ASP:N	2:R:249:PRO:HD3	2.26	0.49
2:R:250:GLU:HG2	2:R:251:ILE:N	2.27	0.49
2:R:584:ILE:CD1	2:R:617:GLU:HB2	2.42	0.49
2:R:707:GLN:CD	2:R:942:ILE:HD12	2.33	0.49
4:S:155:LYS:HE3	4:S:156:PHE:CE2	2.47	0.49
5:T:123:VAL:O	5:T:124:ARG:O	2.30	0.49
6:U:72:LEU:HD21	6:U:86:ILE:HG12	1.94	0.49
1:W:106:ILE:H	1:W:106:ILE:HD12	1.75	0.49
1:W:518:LYS:HA	1:W:546:TYR:HE1	1.76	0.49
3:Y:257:ASN:O	3:Y:261:VAL:HG23	2.12	0.49
1:A:238:LYS:HE3	1:A:276:TYR:HA	1.94	0.49
2:B:1007:ARG:HD3	2:B:1028:GLY:HA2	1.95	0.49
2:B:579:ARG:HD3	2:B:618:TYR:CD2	2.48	0.49
2:B:874:ILE:HG22	2:B:875:PRO:HD2	1.94	0.49
2:B:707:GLN:CD	2:B:942:ILE:HD12	2.33	0.49
3:C:237:ILE:HD11	3:C:240:ALA:HB2	1.95	0.49
3:C:328:GLN:HB3	3:C:332:HIS:HB3	1.94	0.49
4:D:34:LEU:HD22	4:D:151:LYS:HB2	1.95	0.49
10:J:63:GLU:O	10:J:67:LEU:HB2	2.12	0.49
11:L:32:LEU:HD23	11:L:35:ILE:HD12	1.94	0.49
11:L:13:LEU:HB2	11:L:65:PRO:HB2	1.93	0.49
11:M:14:GLU:OE1	11:M:56:LYS:HG2	2.12	0.49
1:W:136:VAL:HA	1:W:139:THR:HG22	1.94	0.49
1:W:428:ILE:HG21	1:W:452:PRO:HB3	1.94	0.49
2:B:973:THR:O	2:B:982:ILE:HG13	2.12	0.49
3:C:109:GLU:OE2	3:C:117:PRO:HA	2.12	0.49
3:C:174:LEU:CB	3:C:179:VAL:HG13	2.42	0.49
1:A:470:GLU:HG3	9:K:41:LEU:HD12	1.94	0.49
2:R:345:ARG:NH2	2:R:577:ARG:HG2	2.28	0.49
5:T:40:LYS:O	5:T:42:LEU:HD12	2.12	0.49
1:W:601:LYS:O	1:W:610:SER:HB2	2.12	0.49
3:Y:330:GLY:O	3:Y:335:THR:HG22	2.13	0.49
1:W:827:LEU:O	3:Y:71:GLY:HA3	2.11	0.49
1:A:830:LEU:HD23	1:A:840:SER:HB3	1.92	0.49
2:B:1007:ARG:HH21	2:B:1026:GLU:C	2.16	0.49

Continued on next page...

Continued from previous page...

Atom-1	Atom-2	Interatomic distance (Å)	Clash overlap (Å)
2:B:1091:LEU:O	2:B:1092:PHE:CG	2.66	0.49
2:B:136:TYR:CB	2:B:141:LEU:CD1	2.91	0.49
2:B:699:HIS:CE1	4:D:57:ILE:HG12	2.48	0.49
5:E:50:ASN:HB2	5:E:73:ASP:HB2	1.93	0.49
7:G:81:LEU:N	7:G:81:LEU:HD12	2.27	0.49
2:R:759:ARG:HG3	2:R:760:LEU:N	2.28	0.49
4:S:8:LYS:HG2	4:S:9:ASP:N	2.27	0.49
1:W:119:ASN:OD1	1:W:126:PRO:HB3	2.12	0.49
1:A:13:ILE:CD1	1:A:202:SER:HB2	2.42	0.49
1:A:505:GLY:HA3	1:A:639:VAL:CG2	2.43	0.49
2:B:776:ILE:HG23	2:B:815:GLY:O	2.13	0.49
4:D:171:GLU:HB2	4:D:218:ARG:HB3	1.93	0.49
10:J:66:ARG:CD	1:W:121:ILE:HG21	2.43	0.49
9:K:55:ASN:HA	9:K:56:ILE:N	2.28	0.49
2:R:163:VAL:HG21	2:R:429:LEU:HD23	1.93	0.49
2:R:767:LYS:NZ	2:R:767:LYS:HA	2.27	0.49
2:R:973:THR:O	2:R:982:ILE:HG13	2.11	0.49
5:T:84:VAL:CG1	6:U:75:ILE:CD1	2.90	0.49
1:W:13:ILE:CD1	1:W:202:SER:HB2	2.43	0.49
1:W:426:HIS:CE1	3:Y:80:GLU:CD	2.86	0.49
1:W:830:LEU:HD23	1:W:840:SER:HB3	1.93	0.49
13:X:5:ARG:CZ	13:X:6:CYS:O	2.61	0.49
1:W:879:LYS:NZ	3:Y:44:THR:O	2.45	0.49
1:A:235:LEU:O	1:A:239:LEU:HB2	2.12	0.49
1:A:304:GLY:C	1:A:306:GLU:N	2.65	0.49
2:B:1050:ASP:HA	2:B:1054:ASP:HB2	1.94	0.49
2:B:502:GLU:O	2:B:506:ARG:HB2	2.12	0.49
3:C:277:ILE:CG2	3:C:278:ARG:H	2.22	0.49
3:C:284:PHE:HB3	3:C:288:ALA:HB1	1.95	0.49
5:E:40:LYS:O	5:E:42:LEU:HD12	2.13	0.49
5:E:84:VAL:HG13	6:F:75:ILE:HD11	1.94	0.49
9:I:62:ILE:O	9:I:66:GLU:HG3	2.13	0.49
10:Q:62:ASP:O	10:Q:66:ARG:HB3	2.13	0.49
2:R:856:THR:HG23	13:X:32:LYS:C	2.33	0.49
12:O:43:TYR:HB3	2:R:938:LEU:HD23	1.94	0.49
5:T:36:GLU:CG	6:U:33:LEU:HD22	2.42	0.49
7:V:102:LEU:O	7:V:103:VAL:C	2.51	0.49
7:V:103:VAL:HG13	7:V:104:LYS:CD	2.41	0.49
3:Y:211:ALA:O	3:Y:212:ASN:HB2	2.13	0.49
3:Y:347:PHE:O	3:Y:348:GLU:HB3	2.12	0.49
8:Z:62:ILE:HG13	8:Z:62:ILE:O	2.11	0.49

Continued on next page...

Continued from previous page...

Atom-1	Atom-2	Interatomic distance (Å)	Clash overlap (Å)
1:A:534:LEU:HB2	1:A:546:TYR:CE1	2.48	0.49
2:B:1074:ASP:HB3	2:B:1075:LYS:HA	1.95	0.49
2:B:584:ILE:CD1	2:B:617:GLU:HB2	2.42	0.49
3:C:127:THR:H	3:C:268:ASP:HB2	1.77	0.49
4:D:209:CYS:SG	4:D:219:ILE:CD1	2.99	0.49
5:E:94:ASN:HA	5:E:121:ASP:OD2	2.13	0.49
6:F:4:VAL:HG13	6:F:4:VAL:O	2.12	0.49
6:F:72:LEU:HD21	6:F:86:ILE:CG1	2.43	0.49
9:K:49:ALA:O	9:K:50:LEU:C	2.50	0.49
11:M:77:ARG:HB2	11:M:77:ARG:NH1	2.28	0.49
12:N:5:ILE:HA	12:N:15:ALA:HB2	1.94	0.49
2:R:364:PHE:CE1	2:R:388:VAL:HG13	2.47	0.49
2:R:404:GLY:O	2:R:405:ASN:O	2.31	0.49
2:R:359:VAL:HG11	2:R:407:VAL:HG13	1.93	0.49
2:R:659:PRO:HG3	2:R:884:ARG:NH2	2.28	0.49
2:R:934:LYS:O	2:R:938:LEU:HG	2.13	0.49
4:S:93:TYR:CD1	4:S:146:ARG:HB3	2.46	0.49
5:T:132:SER:O	5:T:133:LYS:CG	2.60	0.49
1:W:98:CYS:O	1:W:99:ARG:CB	2.59	0.49
13:X:10:TRP:CB	13:X:31:TYR:CE2	2.93	0.49
3:Y:258:LEU:HD11	3:Y:272:VAL:HG11	1.94	0.49
9:I:34:ARG:HB2	3:Y:386:VAL:HG11	1.95	0.49
1:A:123:LYS:HA	1:A:126:PRO:HG3	1.93	0.49
1:A:761:TYR:CD1	2:B:451:THR:HG22	2.48	0.49
2:B:1074:ASP:CB	2:B:1075:LYS:HA	2.43	0.49
2:B:1111:ILE:HG22	2:B:1111:ILE:O	2.12	0.49
2:B:532:TYR:O	2:B:533:TYR:CB	2.60	0.49
2:B:604:SER:O	2:B:605:ILE:O	2.31	0.49
2:B:659:PRO:HG3	2:B:884:ARG:NH2	2.28	0.49
5:E:115:ASP:O	5:E:116:ASP:HB2	2.13	0.49
5:E:168:TYR:C	5:E:169:LEU:HD12	2.33	0.49
7:G:36:PHE:CE1	7:G:96:ILE:HG12	2.48	0.49
8:H:59:PRO:HA	8:H:81:VAL:CG1	2.43	0.49
2:R:272:LEU:HD22	2:R:292:ALA:O	2.13	0.49
1:W:220:ARG:HG2	1:W:235:LEU:HD13	1.95	0.49
1:W:235:LEU:O	1:W:239:LEU:HB2	2.13	0.49
3:Y:102:LEU:HD11	3:Y:118:SER:HB3	1.95	0.49
3:Y:232:LYS:HE3	3:Y:232:LYS:HA	1.95	0.49
1:A:95:LYS:HD3	1:A:138:LYS:HD3	1.95	0.49
1:A:421:ARG:HD3	1:A:453:TYR:O	2.13	0.49
1:A:328:PRO:HD3	1:A:457:PHE:CG	2.47	0.49

Continued on next page...

Continued from previous page...

Atom-1	Atom-2	Interatomic distance (Å)	Clash overlap (Å)
2:B:1056:SER:CB	2:B:1057:ASP:OD1	2.60	0.49
2:B:599:LYS:O	2:B:600:LEU:C	2.50	0.49
2:B:732:PHE:CD2	2:B:733:THR:HB	2.48	0.49
2:B:808:LYS:HE3	2:B:847:MET:CE	2.43	0.49
2:B:84:SER:HG	2:B:144:ILE:HG23	1.76	0.49
8:H:12:ARG:NH2	8:H:55:ILE:HA	2.27	0.49
2:R:957:GLN:HA	2:R:960:ILE:HG12	1.94	0.49
5:T:94:ASN:HA	5:T:121:ASP:OD2	2.13	0.49
5:T:121:ASP:OD1	5:T:129:GLY:HA3	2.13	0.49
1:W:80:PRO:HB3	1:W:208:ILE:HG22	1.95	0.49
3:Y:170:ASP:HB3	3:Y:173:MET:HB2	1.95	0.49
8:Z:12:ARG:O	8:Z:14:HIS:N	2.45	0.49
1:A:695:SER:O	1:A:699:TYR:CD2	2.66	0.48
1:A:763:THR:HB	1:A:764:ARG:HD3	1.94	0.48
2:B:598:GLU:HA	2:B:605:ILE:HD11	1.91	0.48
2:B:772:GLN:O	2:B:773:GLU:HB2	2.13	0.48
3:C:211:ALA:O	3:C:212:ASN:HB2	2.13	0.48
5:E:10:ILE:HG23	5:E:68:HIS:O	2.13	0.48
8:H:44:TRP:O	8:H:79:ARG:HD2	2.13	0.48
9:I:51:ILE:O	9:I:52:ASP:CG	2.51	0.48
9:K:77:THR:HG23	9:K:90:LEU:O	2.13	0.48
4:D:246:GLY:HA3	11:L:84:ILE:CD1	2.43	0.48
2:R:601:ASP:O	2:R:602:SER:HB3	2.12	0.48
7:V:8:GLU:HG2	7:V:9:ILE:H	1.78	0.48
1:W:334:ILE:HD12	1:W:628:MET:CB	2.43	0.48
1:W:758:LYS:HA	1:W:779:ARG:HH11	1.78	0.48
1:A:192:VAL:CG2	1:A:199:PRO:HB3	2.43	0.48
1:A:45:MET:O	1:A:45:MET:CG	2.61	0.48
1:A:465:HIS:CE1	2:B:1031:PHE:HD2	2.30	0.48
1:A:687:ILE:HD12	1:A:695:SER:CB	2.44	0.48
2:B:155:PHE:HE1	2:B:164:ILE:HD12	1.78	0.48
2:B:631:LEU:O	2:B:632:GLU:OE1	2.31	0.48
2:B:734:GLY:HA3	2:B:735:TYR:CD2	2.48	0.48
2:B:766:VAL:HG22	2:B:767:LYS:N	2.15	0.48
3:C:127:THR:N	3:C:268:ASP:HB2	2.27	0.48
1:A:853:ASP:CB	3:C:311:ARG:NH1	2.76	0.48
12:O:61:HIS:O	12:O:62:TYR:CG	2.66	0.48
4:S:13:ILE:HD13	4:S:14:ASP:N	2.27	0.48
4:S:182:VAL:HG11	4:S:212:TYR:CD2	2.48	0.48
1:A:782:ILE:HG23	1:A:794:GLU:CD	2.34	0.48
2:B:1066:GLN:HG3	2:B:1089:SER:HB3	1.94	0.48

Continued on next page...

Continued from previous page...

Atom-1	Atom-2	Interatomic distance (Å)	Clash overlap (Å)
1:A:823:LEU:HB3	3:C:329:ILE:HG12	1.95	0.48
2:B:1040:ILE:HG23	3:C:381:LEU:HD11	1.95	0.48
4:D:260:LEU:HD11	11:L:69:LEU:CD2	2.42	0.48
8:H:62:ILE:HG13	8:H:62:ILE:O	2.12	0.48
2:R:558:VAL:HG22	2:R:571:VAL:HG22	1.94	0.48
2:R:767:LYS:HD3	2:R:768:TYR:CA	2.43	0.48
2:R:983:LYS:HD2	1:W:642:GLN:OE1	2.13	0.48
1:W:647:ARG:HE	1:W:724:PHE:HE1	1.61	0.48
1:A:647:ARG:HE	1:A:724:PHE:HE1	1.60	0.48
1:A:6:ILE:HD13	2:B:1116:LEU:HD23	1.95	0.48
2:B:301:LEU:N	2:B:302:PRO:HD3	2.29	0.48
2:B:745:ARG:HD2	2:B:896:PRO:HG3	1.96	0.48
1:A:648:LEU:HB2	2:B:927:ILE:HG21	1.94	0.48
3:C:147:THR:HB	3:C:232:LYS:CB	2.41	0.48
3:C:133:ASP:O	3:C:249:TYR:CD2	2.66	0.48
5:E:116:ASP:O	5:E:117:THR:HG23	2.14	0.48
5:E:119:LYS:HG2	5:E:120:TYR:CD2	2.48	0.48
5:E:121:ASP:OD1	5:E:129:GLY:HA3	2.13	0.48
5:E:30:LEU:CD2	5:E:72:PHE:CE2	2.96	0.48
6:F:62:ILE:HG22	6:F:63:ILE:H	1.78	0.48
2:R:301:LEU:HB3	2:R:304:LEU:HD12	1.94	0.48
2:R:66:ILE:HG22	2:R:67:ARG:N	2.29	0.48
5:T:30:LEU:CD1	5:T:72:PHE:CE2	2.96	0.48
1:W:417:VAL:HG11	1:W:464:LEU:HD11	1.95	0.48
1:W:818:TYR:CD2	1:W:822:ARG:NH1	2.81	0.48
13:X:5:ARG:NH1	13:X:6:CYS:O	2.46	0.48
1:A:289:HIS:O	1:A:290:ARG:HB2	2.13	0.48
1:A:338:GLY:HA3	1:A:444:ARG:HB2	1.95	0.48
2:B:215:VAL:HG12	2:B:224:ILE:O	2.12	0.48
2:B:356:LEU:HD12	2:B:407:VAL:CG2	2.43	0.48
2:B:502:GLU:O	2:B:506:ARG:N	2.46	0.48
3:C:186:LYS:CB	3:C:230:LYS:HE2	2.40	0.48
2:B:908:VAL:O	12:N:9:THR:HG23	2.14	0.48
2:R:249:PRO:HB2	2:R:253:ASN:H	1.79	0.48
2:R:594:ARG:CZ	2:R:615:LYS:HG3	2.43	0.48
2:R:784:ARG:HB3	2:R:835:LYS:O	2.13	0.48
2:R:672:GLN:HG2	2:R:884:ARG:O	2.14	0.48
2:R:957:GLN:HA	2:R:960:ILE:CG1	2.44	0.48
4:S:171:GLU:HB2	4:S:218:ARG:HB3	1.96	0.48
4:S:84:ASP:O	4:S:85:CYS:C	2.51	0.48
5:T:116:ASP:O	5:T:117:THR:HG23	2.14	0.48

Continued on next page...

Continued from previous page...

Atom-1	Atom-2	Interatomic distance (Å)	Clash overlap (Å)
5:T:10:ILE:HG22	5:T:11:VAL:N	2.29	0.48
5:T:6:LYS:HA	5:T:72:PHE:O	2.13	0.48
1:W:124:ARG:HD3	1:W:125:TRP:CZ3	2.48	0.48
1:W:13:ILE:CG1	1:W:202:SER:HB2	2.44	0.48
1:W:819:MET:HG2	1:W:819:MET:O	2.13	0.48
3:Y:133:ASP:O	3:Y:249:TYR:CD2	2.66	0.48
1:A:223:ILE:CG1	1:A:224:MET:N	2.76	0.48
1:A:736:SER:HB3	1:A:739:ASN:ND2	2.28	0.48
1:A:73:GLY:O	1:A:74:HIS:ND1	2.47	0.48
2:B:735:TYR:HE2	11:L:48:PRO:HG2	1.77	0.48
3:C:160:ILE:O	3:C:161:ALA:C	2.52	0.48
1:A:859:TYR:CE2	3:C:65:ALA:HB2	2.43	0.48
5:E:30:LEU:HD13	5:E:72:PHE:HZ	1.70	0.48
7:G:104:LYS:O	7:G:105:ILE:C	2.52	0.48
9:I:27:LEU:HD23	9:I:78:ILE:HD11	1.95	0.48
12:O:53:ILE:CD1	2:R:720:PRO:HG3	2.44	0.48
2:R:502:GLU:O	2:R:506:ARG:HB2	2.13	0.48
2:R:422:TRP:HZ3	2:R:715:GLY:HA3	1.78	0.48
2:R:734:GLY:HA3	2:R:735:TYR:CB	2.44	0.48
2:R:703:ARG:NH2	2:R:942:ILE:HG21	2.29	0.48
4:S:96:ILE:HG12	4:S:145:LEU:HD11	1.95	0.48
4:S:38:VAL:CG1	4:S:39:MET:N	2.76	0.48
13:X:5:ARG:HG3	13:X:6:CYS:N	2.27	0.48
3:Y:162:SER:HA	3:Y:210:PHE:HZ	1.78	0.48
1:A:29:THR:HG23	1:A:243:VAL:HB	1.95	0.48
1:A:325:VAL:O	1:A:442:THR:HG22	2.14	0.48
2:B:1044:THR:O	2:B:1044:THR:HG23	2.13	0.48
2:B:157:VAL:CG1	2:B:401:LEU:HD23	2.43	0.48
3:C:237:ILE:HD12	3:C:253:THR:CB	2.43	0.48
5:E:114:THR:CG2	5:E:131:LYS:HD3	2.44	0.48
11:M:18:GLU:O	11:M:18:GLU:CG	2.60	0.48
11:M:32:LEU:HD23	11:M:35:ILE:HD12	1.96	0.48
11:M:63:ILE:HG22	11:M:64:ALA:O	2.13	0.48
2:R:502:GLU:O	2:R:506:ARG:N	2.47	0.48
1:W:121:ILE:HD12	8:Z:38:ARG:NH1	2.29	0.48
1:W:215:PRO:HG2	1:W:220:ARG:HD2	1.94	0.48
1:W:337:VAL:O	1:W:337:VAL:HG13	2.14	0.48
1:W:419:PHE:CE1	1:W:464:LEU:HD23	2.49	0.48
1:W:763:THR:HB	1:W:764:ARG:HD3	1.96	0.48
13:X:37:VAL:HG22	13:X:38:ARG:N	2.28	0.48
3:Y:286:ILE:HD12	3:Y:324:GLY:O	2.12	0.48

Continued on next page...

Continued from previous page...

Atom-1	Atom-2	Interatomic distance (Å)	Clash overlap (Å)
1:A:763:THR:CG2	1:A:771:PRO:HB3	2.43	0.48
2:B:359:VAL:HG11	2:B:407:VAL:HG22	1.94	0.48
4:D:129:PRO:HD2	12:N:15:ALA:HB1	1.96	0.48
4:D:161:LEU:CD1	4:D:163:ILE:HD13	2.43	0.48
6:F:51:SER:HA	6:F:54:LYS:HD2	1.95	0.48
3:C:386:VAL:HG11	9:K:34:ARG:HB2	1.95	0.48
2:R:417:LEU:CG	2:R:425:MET:HG3	2.43	0.48
2:R:733:THR:HG23	2:R:735:TYR:HB2	1.96	0.48
11:M:22:HIS:ND1	2:R:977:ARG:HB2	2.29	0.48
4:S:53:LEU:HD12	4:S:131:VAL:CG2	2.43	0.48
4:S:153:HIS:O	4:S:154:ALA:HB3	2.13	0.48
1:W:58:CYS:HB3	1:W:62:GLY:H	1.79	0.48
1:W:655:ASP:H	1:W:658:LYS:HD2	1.78	0.48
1:A:640:GLU:OE1	2:B:977:ARG:NH1	2.46	0.48
1:A:739:ASN:HB2	2:B:922:MET:SD	2.54	0.48
2:B:103:MET:SD	2:B:384:LEU:HD13	2.54	0.48
2:B:493:TYR:CD1	2:B:499:PRO:HD3	2.49	0.48
4:D:38:VAL:CG1	4:D:39:MET:N	2.77	0.48
5:E:40:LYS:O	5:E:41:ASP:CG	2.52	0.48
6:F:47:CYS:HB3	6:F:76:CYS:SG	2.54	0.48
2:R:1017:ARG:HD3	2:R:1098:TYR:CZ	2.49	0.48
2:R:103:MET:SD	2:R:384:LEU:HD13	2.54	0.48
2:R:843:ARG:HB2	2:R:846:GLU:CD	2.34	0.48
2:R:980:GLN:HA	4:S:22:LEU:HD21	1.94	0.48
6:U:41:LEU:HA	6:U:44:VAL:HG12	1.96	0.48
1:W:334:ILE:HD12	1:W:628:MET:HB3	1.95	0.48
3:Y:281:GLU:OE1	3:Y:326:VAL:HG12	2.14	0.48
1:A:104:VAL:HG12	1:A:137:LYS:HG2	1.96	0.48
1:A:490:ARG:HD2	1:A:491:TYR:HD1	1.78	0.48
2:B:330:LEU:O	2:B:332:ARG:N	2.46	0.48
2:B:893:MET:CG	2:B:894:LEU:N	2.76	0.48
1:A:792:PRO:HA	2:B:948:PHE:CE1	2.48	0.48
2:B:984:SER:O	2:B:985:ARG:CB	2.61	0.48
4:D:182:VAL:HG11	4:D:212:TYR:CD2	2.49	0.48
5:E:45:VAL:HG21	5:E:74:MET:SD	2.54	0.48
5:E:83:GLU:O	5:E:145:ARG:HA	2.14	0.48
9:K:51:ILE:O	9:K:52:ASP:CG	2.51	0.48
12:O:9:THR:HG23	2:R:908:VAL:O	2.13	0.48
2:R:598:GLU:HA	2:R:605:ILE:HD11	1.92	0.48
2:R:873:ARG:HH22	2:R:1002:ASP:CG	2.17	0.48
5:T:136:ILE:CG2	5:T:137:GLN:N	2.76	0.48

Continued on next page...

Continued from previous page...

Atom-1	Atom-2	Interatomic distance (Å)	Clash overlap (Å)
1:W:488:THR:HG23	1:W:493:GLY:O	2.14	0.48
2:R:927:ILE:CG2	1:W:648:LEU:HB2	2.44	0.48
1:W:874:ARG:HG3	3:Y:53:ASP:OD2	2.14	0.48
5:T:59:LEU:HD12	3:Y:390:MET:HB2	1.96	0.48
1:A:510:THR:O	1:A:597:VAL:HG23	2.14	0.47
1:A:532:ILE:HG13	1:A:533:ASP:O	2.14	0.47
2:B:1061:ILE:HD12	2:B:1061:ILE:H	1.78	0.47
2:B:115:GLU:O	2:B:117:VAL:HG23	2.14	0.47
2:B:295:ILE:O	2:B:299:TYR:HB2	2.14	0.47
5:E:128:PHE:HB3	5:E:137:GLN:CD	2.35	0.47
11:M:69:LEU:HD21	4:S:260:LEU:HD11	1.95	0.47
12:N:35:LEU:HD13	12:N:46:ARG:CG	2.44	0.47
2:R:221:PRO:O	2:R:278:ARG:HD2	2.14	0.47
2:R:599:LYS:O	2:R:600:LEU:C	2.52	0.47
2:R:808:LYS:HE3	2:R:847:MET:HE2	1.95	0.47
7:V:81:LEU:HD12	7:V:81:LEU:N	2.29	0.47
1:W:854:GLY:O	3:Y:64:ILE:HG23	2.13	0.47
1:A:336:GLU:HA	1:A:434:ARG:O	2.14	0.47
1:A:569:SER:HB2	1:A:584:SER:HG	1.79	0.47
1:A:729:ALA:O	1:A:730:ARG:HB2	2.14	0.47
2:B:364:PHE:CE1	2:B:388:VAL:HG13	2.48	0.47
2:B:593:THR:HG23	2:B:594:ARG:N	2.29	0.47
2:B:736:ASN:HA	2:B:740:SER:HB3	1.95	0.47
2:B:843:ARG:HB2	2:B:846:GLU:CD	2.35	0.47
1:A:743:MET:CG	2:B:922:MET:HG2	2.44	0.47
1:A:792:PRO:N	2:B:948:PHE:CE1	2.80	0.47
10:J:73:LYS:CE	1:W:115:SER:HB3	2.44	0.47
2:R:1061:ILE:HD12	2:R:1061:ILE:H	1.78	0.47
2:R:186:ILE:CD1	2:R:209:LYS:HD3	2.43	0.47
2:R:34:TYR:HB3	2:R:125:MET:CE	2.43	0.47
2:R:583:ILE:HG23	2:R:591:LEU:HD21	1.96	0.47
2:R:852:LEU:HB3	2:R:868:ARG:HG2	1.96	0.47
7:V:72:CYS:HB3	7:V:114:LYS:CG	2.44	0.47
1:W:586:VAL:CG1	1:W:588:ILE:HD12	2.43	0.47
2:R:448:LEU:HD21	1:W:796:PHE:CZ	2.48	0.47
1:W:818:TYR:O	1:W:822:ARG:HG3	2.14	0.47
3:Y:110:ILE:HD12	3:Y:296:GLU:HB3	1.97	0.47
3:Y:160:ILE:O	3:Y:161:ALA:C	2.53	0.47
1:A:121:ILE:HG21	10:Q:66:ARG:HD3	1.96	0.47
1:A:28:ILE:CG2	1:A:29:THR:N	2.77	0.47
1:A:586:VAL:CG1	1:A:588:ILE:HD12	2.43	0.47

Continued on next page...

Continued from previous page...

Atom-1	Atom-2	Interatomic distance (Å)	Clash overlap (Å)
1:A:758:LYS:HA	1:A:779:ARG:HH11	1.80	0.47
2:B:109:ASN:CG	2:B:109:ASN:O	2.52	0.47
5:E:84:VAL:CG1	6:F:75:ILE:CD1	2.92	0.47
2:R:1040:ILE:CG2	3:Y:72:ILE:HG13	2.45	0.47
2:R:245:VAL:HG22	2:R:319:ALA:HB1	1.95	0.47
2:R:245:VAL:HA	2:R:319:ALA:HB1	1.96	0.47
2:R:12:GLU:HG3	2:R:595:GLU:OE1	2.13	0.47
2:R:884:ARG:HH12	2:R:992:TYR:HB3	1.79	0.47
7:V:36:PHE:CE1	7:V:96:ILE:HD11	2.49	0.47
1:W:304:GLY:C	1:W:306:GLU:N	2.68	0.47
1:W:29:THR:HB	1:W:30:PRO:HD3	1.97	0.47
1:W:534:LEU:HB3	1:W:546:TYR:CE2	2.49	0.47
13:X:24:VAL:O	13:X:24:VAL:HG22	2.14	0.47
3:Y:70:ILE:HD13	3:Y:70:ILE:H	1.79	0.47
1:A:426:HIS:CG	3:C:80:GLU:CD	2.88	0.47
2:B:245:VAL:HG22	2:B:319:ALA:HB1	1.95	0.47
2:B:301:LEU:HB3	2:B:304:LEU:HD12	1.95	0.47
2:B:332:ARG:HD2	2:B:565:PHE:HB3	1.97	0.47
2:B:699:HIS:HD1	4:D:57:ILE:HG12	1.78	0.47
3:C:64:ILE:HG21	9:K:19:PHE:HE1	1.78	0.47
5:E:53:THR:O	5:E:54:SER:C	2.52	0.47
12:N:3:ILE:HD13	12:N:15:ALA:CA	2.43	0.47
12:O:5:ILE:O	12:O:6:ARG:HB2	2.14	0.47
2:R:586:SER:O	2:R:587:ASN:HB2	2.14	0.47
4:S:154:ALA:C	4:S:156:PHE:H	2.16	0.47
8:Z:45:ILE:HG23	8:Z:81:VAL:HG22	1.96	0.47
1:A:10:LYS:HG2	3:C:363:VAL:CG1	2.45	0.47
1:A:490:ARG:HH21	3:C:80:GLU:HG2	1.80	0.47
1:A:565:GLN:HB3	1:A:569:SER:HB3	1.96	0.47
2:B:126:LEU:HD13	2:B:154:TYR:O	2.14	0.47
2:B:330:LEU:O	2:B:332:ARG:CG	2.62	0.47
2:B:370:TYR:O	2:B:370:TYR:CG	2.68	0.47
2:B:605:ILE:HG12	2:B:606:THR:N	2.24	0.47
2:B:70:LYS:HB3	2:B:71:PRO:HD2	1.96	0.47
8:H:12:ARG:HH22	8:H:55:ILE:HD12	1.79	0.47
9:K:71:ARG:HB3	9:K:73:VAL:HG22	1.96	0.47
2:R:1062:TYR:HE2	2:R:1093:PRO:HG3	1.80	0.47
2:R:1017:ARG:HD3	2:R:1098:TYR:CG	2.48	0.47
2:R:249:PRO:HD2	2:R:253:ASN:OD1	2.14	0.47
2:R:603:GLY:C	2:R:605:ILE:N	2.66	0.47
2:R:766:VAL:HG13	2:R:767:LYS:N	2.30	0.47

Continued on next page...

Continued from previous page...

Atom-1	Atom-2	Interatomic distance (Å)	Clash overlap (Å)
5:T:8:ARG:NE	5:T:69:GLU:OE2	2.48	0.47
1:W:95:LYS:O	1:W:138:LYS:HG2	2.14	0.47
3:Y:192:LYS:O	3:Y:194:GLY:N	2.47	0.47
1:A:338:GLY:HA3	1:A:444:ARG:CG	2.45	0.47
1:A:651:VAL:CG1	1:A:743:MET:HB3	2.43	0.47
2:B:1082:CYS:HB2	2:B:1083:PRO:HD2	1.97	0.47
3:C:303:GLU:C	3:C:303:GLU:OE1	2.52	0.47
11:L:11:ASN:HB3	11:L:59:THR:HG23	1.96	0.47
2:R:63:LEU:HD23	2:R:103:MET:HG2	1.96	0.47
2:R:356:LEU:O	2:R:359:VAL:HG12	2.14	0.47
2:R:657:ILE:HG13	2:R:711:LEU:CD2	2.44	0.47
5:T:119:LYS:HG2	5:T:120:TYR:CD2	2.49	0.47
1:W:821:ARG:HA	1:W:824:ILE:HG22	1.96	0.47
2:B:330:LEU:HD22	2:B:332:ARG:HH11	1.79	0.47
2:B:396:ARG:NH2	2:B:406:TRP:CZ2	2.83	0.47
2:B:520:TRP:O	2:B:521:SER:HB3	2.14	0.47
9:K:27:LEU:HD23	9:K:78:ILE:CD1	2.44	0.47
2:R:1056:SER:CB	2:R:1057:ASP:OD1	2.62	0.47
2:R:126:LEU:HD21	2:R:156:ILE:HD11	1.97	0.47
2:R:157:VAL:CG1	2:R:401:LEU:HD23	2.44	0.47
2:R:370:TYR:O	2:R:370:TYR:CG	2.68	0.47
2:R:457:CYS:SG	2:R:460:GLU:HB2	2.54	0.47
2:R:73:VAL:O	2:R:73:VAL:HG13	2.15	0.47
2:R:1046:MET:HG2	5:T:61:PHE:CE1	2.50	0.47
5:T:83:GLU:O	5:T:145:ARG:HA	2.14	0.47
7:V:33:CYS:HB3	7:V:36:PHE:O	2.14	0.47
1:W:505:GLY:HA3	1:W:639:VAL:CG2	2.44	0.47
7:V:24:LYS:O	1:W:513:THR:HG21	2.15	0.47
3:Y:147:THR:HB	3:Y:232:LYS:CB	2.45	0.47
3:Y:241:ILE:O	3:Y:251:ILE:HG23	2.14	0.47
3:Y:33:LYS:HG3	3:Y:34:ASN:N	2.30	0.47
9:I:23:TRP:CE2	3:Y:66:PRO:HD3	2.50	0.47
3:Y:80:GLU:N	3:Y:81:PRO:CD	2.78	0.47
1:A:103:ARG:CG	1:A:191:ASP:OD1	2.63	0.47
1:A:316:LYS:HD3	2:B:1056:SER:HB3	1.97	0.47
2:B:1015:LEU:CD1	2:B:1102:LEU:HD11	2.45	0.47
2:B:136:TYR:HB3	2:B:141:LEU:CD1	2.44	0.47
2:B:372:LEU:CD2	2:B:376:LYS:CE	2.92	0.47
2:R:1009:ARG:NH2	1:W:385:ARG:NH1	2.62	0.47
2:R:1111:ILE:HG22	2:R:1111:ILE:O	2.15	0.47
2:R:371:GLN:HG2	2:R:387:LEU:O	2.14	0.47

Continued on next page...

Continued from previous page...

Atom-1	Atom-2	Interatomic distance (Å)	Clash overlap (Å)
2:R:525:LEU:O	2:R:528:ARG:HB3	2.13	0.47
2:R:647:SER:HB2	2:R:648:PRO:HD3	1.97	0.47
5:T:114:THR:CG2	5:T:131:LYS:HD3	2.45	0.47
7:V:31:MET:HE2	7:V:55:VAL:HG11	1.97	0.47
2:R:1099:ALA:C	1:W:313:LEU:HD21	2.35	0.47
1:W:782:ILE:HG23	1:W:794:GLU:CD	2.35	0.47
1:A:141:MET:CA	1:A:148:HIS:HB3	2.45	0.47
1:A:241:ASP:OD2	1:A:289:HIS:NE2	2.48	0.47
1:A:749:GLN:HA	1:A:781:PHE:HA	1.97	0.47
2:B:1053:LEU:HD23	2:B:1054:ASP:OD1	2.15	0.47
2:B:372:LEU:HD23	2:B:376:LYS:HG2	1.97	0.47
3:C:277:ILE:CG2	3:C:278:ARG:N	2.77	0.47
5:E:6:LYS:HA	5:E:72:PHE:O	2.14	0.47
6:F:88:ILE:HD13	6:F:88:ILE:H	1.79	0.47
9:I:41:LEU:HD12	1:W:470:GLU:HG3	1.96	0.47
10:J:62:ASP:O	10:J:66:ARG:HB3	2.14	0.47
2:R:1069:TYR:HB2	2:R:1070:ILE:HB	1.97	0.47
2:R:166:THR:CG2	2:R:432:VAL:HG12	2.45	0.47
2:R:585:VAL:HG13	2:R:589:ASN:H	1.79	0.47
2:R:730:ILE:CG2	2:R:732:PHE:HB2	2.45	0.47
2:R:778:MET:HE1	2:R:795:LEU:HB2	1.96	0.47
5:T:30:LEU:HD22	5:T:72:PHE:CD2	2.49	0.47
2:R:977:ARG:NH1	1:W:640:GLU:OE1	2.48	0.47
1:W:73:GLY:O	1:W:74:HIS:ND1	2.48	0.47
1:W:855:VAL:HG13	3:Y:63:LEU:O	2.15	0.47
3:Y:215:SER:O	3:Y:216:ILE:HB	2.15	0.47
3:Y:277:ILE:HG13	3:Y:292:ILE:HD12	1.97	0.47
3:Y:372:ASN:ND2	3:Y:380:LYS:HE3	2.29	0.47
1:A:23:SER:O	1:A:24:VAL:HG13	2.15	0.47
1:A:326:ILE:HG21	1:A:462:MET:SD	2.55	0.47
1:A:829:ASP:O	1:A:840:SER:HA	2.15	0.47
2:B:166:THR:CG2	2:B:432:VAL:HG12	2.44	0.47
2:B:583:ILE:HG23	2:B:591:LEU:HD21	1.97	0.47
2:B:422:TRP:HZ3	2:B:715:GLY:HA3	1.80	0.47
2:B:708:THR:HG23	2:B:946:THR:HA	1.97	0.47
2:B:956:LEU:O	2:B:960:ILE:HG12	2.15	0.47
5:E:60:VAL:HG22	5:E:61:PHE:N	2.29	0.47
6:F:12:ILE:CG2	6:F:16:VAL:HG13	2.44	0.47
7:G:33:CYS:HB3	7:G:36:PHE:O	2.15	0.47
13:P:4:TYR:CD1	13:P:4:TYR:O	2.67	0.47
2:R:330:LEU:HD22	2:R:332:ARG:HD3	1.96	0.47

Continued on next page...

Continued from previous page...

Atom-1	Atom-2	Interatomic distance (Å)	Clash overlap (Å)
2:R:609:ASP:O	2:R:613:GLN:HB2	2.14	0.47
2:R:657:ILE:HG13	2:R:711:LEU:HD21	1.96	0.47
2:R:787:LYS:HE3	2:R:841:VAL:HG23	1.97	0.47
1:W:141:MET:HA	1:W:148:HIS:HB2	1.96	0.47
1:W:853:ASP:HB2	3:Y:311:ARG:NH1	2.29	0.47
1:W:863:GLY:HA2	3:Y:311:ARG:NH2	2.30	0.47
1:W:95:LYS:HB3	1:W:138:LYS:CG	2.43	0.47
3:Y:176:ASP:O	3:Y:177:LYS:CG	2.62	0.47
3:Y:328:GLN:HG2	3:Y:330:GLY:H	1.80	0.47
1:A:336:GLU:OE2	1:A:436:ARG:HB2	2.15	0.47
1:A:49:LEU:HD12	1:A:49:LEU:N	2.30	0.47
2:B:232:ALA:HB2	2:B:271:ALA:CB	2.45	0.47
3:C:167:LEU:N	3:C:167:LEU:HD12	2.30	0.47
3:C:192:LYS:O	3:C:194:GLY:N	2.48	0.47
3:C:390:MET:HB2	5:E:59:LEU:HD12	1.96	0.47
2:B:724:ASN:O	12:N:47:ARG:HD2	2.15	0.47
12:O:5:ILE:HA	12:O:15:ALA:HB2	1.97	0.47
13:P:37:VAL:HG22	13:P:38:ARG:H	1.80	0.47
2:R:1062:TYR:CE2	2:R:1093:PRO:HG3	2.50	0.47
2:R:492:LEU:HB3	2:R:497:VAL:HG21	1.97	0.47
2:R:532:TYR:O	2:R:533:TYR:CB	2.62	0.47
2:R:787:LYS:HE3	2:R:841:VAL:HG21	1.97	0.47
2:R:893:MET:HG3	2:R:894:LEU:N	2.30	0.47
4:S:41:ILE:HB	4:S:63:ALA:HA	1.97	0.47
2:R:928:MET:HG2	1:W:648:LEU:HD11	1.96	0.47
1:W:774:ILE:HG22	1:W:774:ILE:O	2.15	0.47
3:Y:330:GLY:C	3:Y:335:THR:HG22	2.34	0.47
1:A:176:THR:O	1:A:180:ILE:HG13	2.15	0.46
1:A:573:ARG:HA	1:A:582:HIS:CD2	2.50	0.46
2:B:1062:TYR:CE2	2:B:1080:TYR:HE1	2.33	0.46
2:B:371:GLN:HG2	2:B:387:LEU:O	2.15	0.46
2:B:404:GLY:O	2:B:405:ASN:O	2.32	0.46
2:B:430:ARG:HH11	2:B:653:ILE:CG1	2.28	0.46
2:B:665:GLN:HG2	2:B:667:PRO:HD2	1.98	0.46
6:F:71:VAL:HG11	6:F:89:MET:CE	2.43	0.46
7:G:8:GLU:HG2	7:G:9:ILE:H	1.80	0.46
11:L:18:GLU:O	11:L:18:GLU:CG	2.62	0.46
11:L:46:PRO:HD2	11:L:52:LYS:O	2.15	0.46
2:R:580:ARG:HA	2:R:581:PRO:HD3	1.78	0.46
2:R:430:ARG:NH1	2:R:653:ILE:HG13	2.30	0.46
1:W:238:LYS:HE2	1:W:297:THR:CG2	2.45	0.46

Continued on next page...

Continued from previous page...

Atom-1	Atom-2	Interatomic distance (Å)	Clash overlap (Å)
1:W:419:PHE:HZ	1:W:443:PHE:HB3	1.80	0.46
1:W:451:PRO:HB2	1:W:495:ILE:O	2.15	0.46
3:Y:127:THR:N	3:Y:268:ASP:HB2	2.30	0.46
1:A:321:SER:OG	2:B:1029:LEU:HB2	2.16	0.46
1:A:67:ASN:OD1	2:B:1072:TRP:CZ3	2.68	0.46
5:E:132:SER:O	5:E:133:LYS:HB2	2.16	0.46
11:M:11:ASN:HB3	11:M:59:THR:HG23	1.96	0.46
2:R:1082:CYS:HB2	2:R:1083:PRO:HD2	1.96	0.46
6:U:47:CYS:HB3	6:U:76:CYS:SG	2.55	0.46
1:A:29:THR:HB	1:A:30:PRO:HD3	1.97	0.46
1:A:646:MET:HG2	2:B:918:LEU:CD1	2.45	0.46
2:B:396:ARG:O	2:B:396:ARG:HG2	2.14	0.46
5:E:90:LEU:HD13	5:E:100:ASN:OD1	2.15	0.46
5:E:84:VAL:HG21	6:F:75:ILE:HD13	1.95	0.46
9:K:90:LEU:HA	9:K:90:LEU:HD23	1.61	0.46
2:R:1091:LEU:O	2:R:1092:PHE:CG	2.68	0.46
2:R:42:LEU:HD12	2:R:357:PHE:CE2	2.51	0.46
2:R:562:VAL:O	2:R:566:ILE:O	2.33	0.46
5:T:40:LYS:O	5:T:41:ASP:CG	2.53	0.46
5:T:83:GLU:HA	6:U:89:MET:CE	2.44	0.46
1:W:13:ILE:HG13	1:W:202:SER:CB	2.46	0.46
2:R:662:GLU:O	1:W:789:GLY:HA2	2.15	0.46
1:A:513:THR:HG21	7:G:24:LYS:O	2.15	0.46
1:A:334:ILE:HD12	1:A:628:MET:CB	2.45	0.46
2:B:103:MET:O	2:B:114:PRO:O	2.34	0.46
2:B:131:ASP:OD1	2:B:132:PRO:HD2	2.15	0.46
2:B:399:HIS:O	2:B:403:THR:HG21	2.16	0.46
2:B:476:MET:HE1	2:B:645:ILE:HD12	1.96	0.46
2:B:491:THR:HG22	2:B:495:MET:HE2	1.98	0.46
3:C:277:ILE:HG13	3:C:292:ILE:HD12	1.97	0.46
5:E:123:VAL:HG22	5:E:127:ILE:HG23	1.98	0.46
9:K:13:LEU:O	9:K:14:HIS:C	2.53	0.46
2:R:476:MET:HE1	2:R:645:ILE:HD12	1.98	0.46
2:R:767:LYS:HD3	2:R:768:TYR:O	2.15	0.46
11:M:84:ILE:CD1	4:S:246:GLY:HA3	2.45	0.46
5:T:90:LEU:HD13	5:T:100:ASN:OD1	2.15	0.46
1:W:105:LYS:HE2	1:W:108:GLU:OE1	2.15	0.46
2:R:928:MET:HG2	1:W:648:LEU:CD1	2.45	0.46
1:W:729:ALA:O	1:W:730:ARG:HB2	2.16	0.46
2:R:948:PHE:HE1	1:W:792:PRO:N	2.13	0.46
3:Y:174:LEU:CB	3:Y:179:VAL:HG13	2.44	0.46

Continued on next page...

Continued from previous page...

Atom-1	Atom-2	Interatomic distance (Å)	Clash overlap (Å)
3:Y:331:ARG:H	3:Y:331:ARG:HD3	1.80	0.46
1:A:104:VAL:HG11	1:A:137:LYS:O	2.15	0.46
1:A:331:ASN:O	1:A:332:ILE:CG1	2.63	0.46
1:A:498:ALA:H	1:A:604:GLY:H	1.62	0.46
1:A:748:GLY:HA2	1:A:781:PHE:CE1	2.51	0.46
2:B:417:LEU:CG	2:B:425:MET:HG3	2.46	0.46
2:B:460:GLU:HG2	2:B:673:SER:HB3	1.96	0.46
2:B:720:PRO:HG3	12:N:53:ILE:HD12	1.98	0.46
3:C:102:LEU:HD11	3:C:118:SER:HB3	1.97	0.46
5:E:82:GLN:H	5:E:146:VAL:HG13	1.80	0.46
9:K:27:LEU:CD2	9:K:78:ILE:HD11	2.46	0.46
13:P:5:ARG:CZ	13:P:6:CYS:O	2.63	0.46
5:T:167:PRO:C	5:T:169:LEU:H	2.19	0.46
1:W:45:MET:O	1:W:45:MET:CG	2.60	0.46
3:Y:286:ILE:HG12	8:Z:49:ASP:CG	2.36	0.46
1:A:220:ARG:HG2	1:A:235:LEU:HD22	1.97	0.46
1:A:337:VAL:HG21	1:A:419:PHE:CE1	2.51	0.46
2:B:27:VAL:O	2:B:29:GLN:N	2.40	0.46
2:B:533:TYR:CE2	2:B:539:LEU:HB2	2.51	0.46
2:B:772:GLN:HG2	2:B:773:GLU:N	2.31	0.46
2:R:163:VAL:O	2:R:163:VAL:HG13	2.16	0.46
2:R:232:ALA:HB2	2:R:271:ALA:CB	2.46	0.46
2:R:539:LEU:O	2:R:543:ILE:HG13	2.15	0.46
4:S:161:LEU:O	4:S:230:LEU:HA	2.16	0.46
4:S:83:ILE:HD12	4:S:84:ASP:N	2.30	0.46
1:W:600:LYS:O	1:W:601:LYS:CB	2.56	0.46
3:Y:286:ILE:HG12	8:Z:49:ASP:OD1	2.16	0.46
1:A:145:VAL:O	1:A:145:VAL:HG13	2.15	0.46
1:A:353:ILE:HD13	1:A:405:TYR:HB2	1.97	0.46
1:A:856:PHE:CE2	1:A:858:MET:CB	2.98	0.46
2:B:245:VAL:HA	2:B:319:ALA:HB1	1.97	0.46
2:B:356:LEU:CA	2:B:407:VAL:HG21	2.38	0.46
2:B:463:GLU:OE1	2:B:463:GLU:N	2.48	0.46
2:B:585:VAL:HG13	2:B:589:ASN:H	1.80	0.46
2:B:63:LEU:CD2	2:B:103:MET:HE2	2.46	0.46
2:B:646:TRP:CZ2	2:B:946:THR:HG21	2.50	0.46
2:B:430:ARG:NH1	2:B:653:ILE:HG13	2.30	0.46
2:B:730:ILE:CG2	2:B:732:PHE:HB2	2.46	0.46
3:C:215:SER:O	3:C:216:ILE:HB	2.15	0.46
2:R:646:TRP:CZ2	2:R:946:THR:HG21	2.51	0.46
5:T:44:LEU:O	5:T:46:LEU:HD12	2.16	0.46

Continued on next page...

Continued from previous page...

Atom-1	Atom-2	Interatomic distance (Å)	Clash overlap (Å)
1:W:141:MET:CA	1:W:148:HIS:HB3	2.46	0.46
1:W:833:GLU:HG3	1:W:839:ARG:CD	2.45	0.46
1:A:181:ARG:NH1	1:A:210:THR:OG1	2.49	0.46
1:A:451:PRO:N	1:A:452:PRO:CD	2.79	0.46
2:B:582:LEU:HD12	2:B:619:LEU:CD1	2.45	0.46
2:B:672:GLN:HG2	2:B:884:ARG:O	2.16	0.46
3:C:372:ASN:ND2	3:C:380:LYS:HE3	2.31	0.46
9:I:49:ALA:O	9:I:50:LEU:C	2.54	0.46
2:R:118:TYR:C	2:R:118:TYR:CD1	2.89	0.46
2:R:467:SER:OG	1:W:806:LEU:HB3	2.16	0.46
2:R:71:PRO:HA	2:R:97:ALA:HB2	1.98	0.46
1:W:262:ILE:O	1:W:266:TRP:HB3	2.16	0.46
3:Y:133:ASP:O	3:Y:249:TYR:CE2	2.69	0.46
3:Y:30:GLU:O	3:Y:33:LYS:HG2	2.16	0.46
1:A:249:LEU:HG	1:A:265:LEU:CB	2.46	0.46
1:A:58:CYS:HB3	1:A:62:GLY:H	1.80	0.46
2:B:763:THR:HG22	2:B:764:GLU:O	2.16	0.46
2:B:872:LEU:HD23	2:B:873:ARG:H	1.81	0.46
3:C:33:LYS:HG3	3:C:34:ASN:N	2.30	0.46
3:C:340:SER:HB3	3:C:371:GLU:OE2	2.16	0.46
2:R:232:ALA:HB2	2:R:271:ALA:HB1	1.98	0.46
2:R:162:ARG:HG2	2:R:402:ALA:HA	1.98	0.46
2:R:732:PHE:C	2:R:733:THR:HG22	2.36	0.46
2:R:904:VAL:O	4:S:163:ILE:HG12	2.15	0.46
2:R:947:PRO:HB2	2:R:948:PHE:CD2	2.51	0.46
4:S:17:PHE:CD2	4:S:25:VAL:HG22	2.51	0.46
5:T:119:LYS:O	5:T:131:LYS:HA	2.16	0.46
5:T:123:VAL:HG22	5:T:127:ILE:HG23	1.98	0.46
1:W:830:LEU:HD13	3:Y:315:LEU:HD21	1.97	0.46
3:Y:104:LEU:CD1	3:Y:108:ILE:HD11	2.45	0.46
3:Y:108:ILE:O	3:Y:112:ASP:HB2	2.16	0.46
2:B:1007:ARG:CZ	2:B:1028:GLY:N	2.78	0.46
2:B:254:GLU:O	2:B:254:GLU:HG2	2.16	0.46
2:B:221:PRO:O	2:B:278:ARG:HD2	2.15	0.46
2:B:660:TYR:N	2:B:661:PRO:CD	2.79	0.46
2:B:666:SER:N	2:B:667:PRO:HD2	2.31	0.46
2:B:741:ILE:HD11	2:B:911:VAL:CG1	2.46	0.46
2:B:759:ARG:HG3	2:B:760:LEU:N	2.30	0.46
2:B:938:LEU:HD23	12:N:43:TYR:HB3	1.98	0.46
4:D:53:LEU:CD1	4:D:131:VAL:HG23	2.44	0.46
8:H:28:ALA:CB	8:H:62:ILE:HD11	2.46	0.46

Continued on next page...

Continued from previous page...

Atom-1	Atom-2	Interatomic distance (Å)	Clash overlap (Å)
2:R:396:ARG:O	2:R:396:ARG:HG2	2.16	0.46
2:R:646:TRP:CH2	2:R:648:PRO:HB2	2.50	0.46
4:S:50:ASN:ND2	4:S:137:GLN:HG2	2.30	0.46
1:W:124:ARG:NH2	3:Y:323:THR:HG21	2.31	0.46
1:W:331:ASN:O	1:W:332:ILE:CG1	2.64	0.46
4:D:108:MET:SD	4:D:132:LEU:HD23	2.55	0.45
5:E:8:ARG:NE	5:E:69:GLU:OE2	2.49	0.45
12:O:3:ILE:HG12	12:O:18:TRP:CB	2.46	0.45
2:R:1007:ARG:HH21	2:R:1026:GLU:C	2.19	0.45
2:R:1021:GLU:OE2	2:R:1022:GLY:N	2.49	0.45
2:R:63:LEU:HD22	2:R:103:MET:HE2	1.96	0.45
2:R:493:TYR:OH	2:R:530:VAL:HG13	2.15	0.45
2:R:686:ASN:C	2:R:688:GLN:N	2.68	0.45
4:S:153:HIS:CG	4:S:153:HIS:O	2.69	0.45
5:T:167:PRO:HA	5:T:169:LEU:HD13	1.98	0.45
1:W:361:LEU:HD23	1:W:407:VAL:HB	1.98	0.45
1:W:777:GLU:CD	1:W:777:GLU:H	2.19	0.45
1:W:81:VAL:HG11	1:W:269:LEU:O	2.17	0.45
5:T:56:GLU:OE1	3:Y:389:THR:HG21	2.16	0.45
1:A:105:LYS:HD3	1:A:136:VAL:HG11	1.97	0.45
1:A:580:CYS:HA	1:A:581:PRO:HD3	1.75	0.45
1:A:687:ILE:HG13	1:A:699:TYR:OH	2.16	0.45
2:B:1017:ARG:HD3	2:B:1098:TYR:CZ	2.51	0.45
2:B:112:ALA:O	2:B:113:GLU:HG3	2.16	0.45
3:C:110:ILE:HD13	3:C:297:ILE:HG12	1.97	0.45
3:C:107:LEU:O	3:C:110:ILE:HG22	2.15	0.45
3:C:277:ILE:C	3:C:279:GLU:N	2.67	0.45
6:F:86:ILE:HG23	6:F:89:MET:SD	2.56	0.45
7:G:76:TYR:CD1	7:G:76:TYR:N	2.84	0.45
12:N:3:ILE:HG12	12:N:18:TRP:CB	2.46	0.45
10:Q:61:VAL:C	10:Q:63:GLU:N	2.70	0.45
2:R:1007:ARG:CZ	2:R:1028:GLY:N	2.80	0.45
2:R:589:ASN:HA	2:R:590:PRO:HD3	1.73	0.45
2:R:582:LEU:HD12	2:R:619:LEU:CD1	2.46	0.45
2:R:430:ARG:HH11	2:R:653:ILE:CG1	2.29	0.45
5:T:128:PHE:HB3	5:T:137:GLN:CD	2.37	0.45
6:U:12:ILE:CG2	6:U:16:VAL:HG13	2.45	0.45
7:V:75:GLY:HA3	7:V:86:SER:O	2.17	0.45
7:V:36:PHE:CE1	7:V:96:ILE:HG12	2.51	0.45
1:W:505:GLY:CA	1:W:639:VAL:HG22	2.46	0.45
3:Y:151:ASN:O	3:Y:173:MET:HG3	2.17	0.45

Continued on next page...

Continued from previous page...

Atom-1	Atom-2	Interatomic distance (Å)	Clash overlap (Å)
3:Y:81:PRO:O	3:Y:83:THR:N	2.49	0.45
1:A:361:LEU:HD23	1:A:407:VAL:HB	1.96	0.45
1:A:451:PRO:HB2	1:A:495:ILE:O	2.16	0.45
2:B:1064:CYS:HB3	2:B:1068:GLY:H	1.81	0.45
2:B:396:ARG:NH2	2:B:406:TRP:CZ3	2.85	0.45
2:B:397:ILE:O	2:B:397:ILE:HG12	2.16	0.45
2:B:594:ARG:NH1	2:B:615:LYS:CB	2.76	0.45
2:B:609:ASP:O	2:B:613:GLN:HB2	2.16	0.45
3:C:133:ASP:O	3:C:249:TYR:CE2	2.69	0.45
3:C:258:LEU:HD11	3:C:272:VAL:HG11	1.98	0.45
3:C:292:ILE:HB	8:H:16:LEU:HD13	1.98	0.45
7:G:29:ILE:CD1	7:G:42:ILE:HG13	2.46	0.45
7:G:67:THR:HG22	7:G:68:ASN:H	1.81	0.45
1:A:519:GLU:HG2	11:L:33:ARG:HD2	1.99	0.45
11:M:33:ARG:HD2	1:W:519:GLU:HG2	1.98	0.45
2:R:1003:LYS:O	2:R:1004:ILE:C	2.54	0.45
2:R:127:LYS:HE3	2:R:150:ASP:O	2.16	0.45
2:R:213:PHE:HB2	2:R:259:LEU:CG	2.46	0.45
2:R:520:TRP:O	2:R:521:SER:HB3	2.16	0.45
2:R:752:MET:HG2	2:R:753:TYR:CD2	2.51	0.45
2:R:895:ILE:HG23	2:R:899:ASP:HB2	1.98	0.45
2:R:903:THR:HA	2:R:973:THR:HG22	1.97	0.45
2:R:982:ILE:CD1	2:R:984:SER:H	2.29	0.45
1:W:13:ILE:HG13	1:W:202:SER:HB3	1.98	0.45
1:W:336:GLU:HA	1:W:434:ARG:O	2.16	0.45
1:W:599:ASP:N	1:W:599:ASP:OD1	2.49	0.45
1:W:682:GLY:O	1:W:683:GLU:C	2.55	0.45
1:W:872:PHE:CZ	1:W:876:VAL:HG21	2.51	0.45
3:Y:284:PHE:HB3	3:Y:288:ALA:HB1	1.98	0.45
1:A:406:VAL:O	1:A:406:VAL:HG12	2.16	0.45
1:A:874:ARG:HG3	3:C:53:ASP:OD2	2.16	0.45
2:B:1039:LEU:HD22	2:B:1044:THR:HG21	1.98	0.45
2:B:126:LEU:HD21	2:B:156:ILE:HD11	1.98	0.45
2:B:493:TYR:OH	2:B:530:VAL:HG13	2.16	0.45
2:B:918:LEU:H	2:B:919:PRO:HD2	1.82	0.45
2:B:974:TYR:HA	2:B:981:LYS:HA	1.98	0.45
4:D:56:GLU:HG3	13:P:45:VAL:CG1	2.45	0.45
10:Q:40:ASN:HA	10:Q:43:LEU:CD1	2.46	0.45
2:R:136:TYR:CB	2:R:141:LEU:CD1	2.94	0.45
2:R:345:ARG:HG3	2:R:576:GLY:HA3	1.97	0.45
2:R:476:MET:HE1	2:R:645:ILE:HB	1.97	0.45

Continued on next page...

Continued from previous page...

Atom-1	Atom-2	Interatomic distance (Å)	Clash overlap (Å)
2:R:841:VAL:HG12	2:R:842:THR:O	2.16	0.45
1:W:12:GLY:HA3	1:W:201:THR:CG2	2.44	0.45
2:R:1042:PHE:HE2	1:W:430:MET:O	1.99	0.45
3:Y:112:ASP:O	3:Y:114:LYS:N	2.49	0.45
3:Y:216:ILE:O	3:Y:217:ALA:HB2	2.17	0.45
3:Y:394:LEU:O	3:Y:395:ARG:C	2.54	0.45
2:B:194:SER:CB	2:B:303:HIS:HB3	2.44	0.45
2:B:46:ILE:CB	2:B:66:ILE:HD11	2.47	0.45
2:B:476:MET:HE1	2:B:645:ILE:HB	1.97	0.45
3:C:201:SER:HB2	3:C:204:ASN:HB2	1.99	0.45
3:C:281:GLU:OE1	3:C:326:VAL:HG12	2.16	0.45
3:C:394:LEU:O	3:C:395:ARG:C	2.54	0.45
5:E:145:ARG:HD3	6:F:88:ILE:HG21	1.98	0.45
5:E:44:LEU:O	5:E:46:LEU:HD12	2.16	0.45
7:G:75:GLY:HA3	7:G:86:SER:O	2.17	0.45
4:S:108:MET:SD	4:S:132:LEU:HD23	2.56	0.45
7:V:62:ASN:O	7:V:63:ARG:HB2	2.17	0.45
1:W:417:VAL:HG13	1:W:465:HIS:O	2.17	0.45
1:W:328:PRO:HD3	1:W:457:PHE:CG	2.51	0.45
1:W:490:ARG:HD2	1:W:491:TYR:HD1	1.80	0.45
2:R:854:LEU:HA	13:X:35:PHE:HA	1.99	0.45
3:Y:290:ARG:CB	3:Y:321:THR:HG21	2.47	0.45
1:A:13:ILE:CG1	1:A:202:SER:HB2	2.47	0.45
2:B:137:THR:HG22	2:B:140:LYS:HD2	1.99	0.45
2:B:399:HIS:O	2:B:403:THR:CG2	2.65	0.45
3:C:28:ILE:HD13	9:K:14:HIS:CE1	2.51	0.45
4:D:60:HIS:HD2	4:D:60:HIS:O	2.00	0.45
5:E:13:ILE:HD12	5:E:68:HIS:CD2	2.51	0.45
7:G:102:LEU:O	7:G:103:VAL:C	2.55	0.45
10:J:49:GLU:O	10:J:52:ASP:HB3	2.17	0.45
2:R:1059:THR:CG2	2:R:1061:ILE:HD12	2.46	0.45
2:R:419:ARG:NH1	2:R:690:ARG:HH12	2.14	0.45
1:W:23:SER:O	1:W:24:VAL:HG13	2.16	0.45
1:W:777:GLU:HG3	1:W:783:TYR:HE1	1.81	0.45
3:Y:258:LEU:HD22	3:Y:280:ILE:HD13	1.98	0.45
3:Y:348:GLU:O	3:Y:349:VAL:C	2.54	0.45
1:W:196:GLY:O	3:Y:360:ARG:HD3	2.16	0.45
1:A:421:ARG:CZ	1:A:454:ASN:O	2.64	0.45
1:A:728:MET:HG3	1:A:733:ALA:O	2.17	0.45
1:A:870:ARG:HD2	3:C:57:LYS:HB3	1.99	0.45
3:C:110:ILE:HD12	3:C:296:GLU:HB3	1.98	0.45

Continued on next page...

Continued from previous page...

Atom-1	Atom-2	Interatomic distance (Å)	Clash overlap (Å)
4:D:153:HIS:CG	4:D:153:HIS:O	2.70	0.45
5:E:10:ILE:HG22	5:E:11:VAL:N	2.32	0.45
8:H:63:ILE:HG22	8:H:65:ILE:CD1	2.46	0.45
2:R:1062:TYR:CE2	2:R:1080:TYR:HE1	2.34	0.45
2:R:330:LEU:HD22	2:R:332:ARG:HH11	1.82	0.45
2:R:355:SER:O	2:R:407:VAL:HG11	2.16	0.45
2:R:722:GLY:O	2:R:992:TYR:CE1	2.70	0.45
2:R:904:VAL:O	4:S:163:ILE:HG21	2.17	0.45
4:S:35:TYR:CE1	4:S:252:LYS:HE3	2.51	0.45
5:T:100:ASN:HD21	6:U:36:ARG:NH1	2.14	0.45
5:T:145:ARG:HD3	6:U:88:ILE:HD12	1.98	0.45
1:W:28:ILE:CG2	1:W:29:THR:N	2.80	0.45
1:A:327:SER:HB2	1:A:328:PRO:HD2	1.99	0.45
1:A:426:HIS:NE2	3:C:80:GLU:CD	2.70	0.45
2:B:31:LEU:CD2	2:B:125:MET:HE3	2.43	0.45
2:B:75:GLU:N	2:B:79:GLY:O	2.50	0.45
2:B:680:LEU:HD21	2:B:997:HIS:HB3	1.98	0.45
4:D:35:TYR:HE2	11:L:23:THR:HG21	1.82	0.45
4:D:96:ILE:HD11	4:D:143:ALA:HB3	1.98	0.45
5:E:115:ASP:O	5:E:116:ASP:CG	2.55	0.45
5:E:75:ILE:HG21	6:F:21:LEU:HD11	1.97	0.45
7:G:62:ASN:O	7:G:63:ARG:HB2	2.16	0.45
9:K:27:LEU:CD2	9:K:78:ILE:CD1	2.94	0.45
12:O:3:ILE:HD13	12:O:15:ALA:CA	2.47	0.45
12:O:3:ILE:HG12	12:O:18:TRP:HB2	1.99	0.45
2:B:91:ARG:CG	13:P:33:ILE:HD11	2.47	0.45
2:R:1110:MET:CE	1:W:298:LEU:HB3	2.47	0.45
2:R:295:ILE:O	2:R:299:TYR:HB2	2.16	0.45
2:R:500:VAL:HG12	2:R:504:ILE:HG12	1.99	0.45
12:O:8:PHE:CD2	2:R:752:MET:HB2	2.51	0.45
2:R:948:PHE:CD1	1:W:792:PRO:HG3	2.52	0.45
4:S:33:MET:HE3	4:S:162:ALA:HB3	1.99	0.45
6:U:13:PRO:HG2	6:U:16:VAL:HG12	1.98	0.45
3:Y:11:SER:HB2	3:Y:14:GLU:HB2	1.99	0.45
3:Y:127:THR:H	3:Y:268:ASP:HB2	1.82	0.45
3:Y:277:ILE:CG2	3:Y:278:ARG:H	2.30	0.45
1:A:116:ARG:HA	1:A:130:ARG:NH2	2.31	0.45
1:A:81:VAL:HG11	1:A:269:LEU:O	2.17	0.45
1:A:486:ILE:HG12	1:A:496:ILE:HD12	1.99	0.45
1:A:502:TYR:O	1:A:503:ILE:C	2.54	0.45
1:A:60:THR:HG21	1:A:71:HIS:CG	2.52	0.45

Continued on next page...

Continued from previous page...

Atom-1	Atom-2	Interatomic distance (Å)	Clash overlap (Å)
2:B:63:LEU:HD22	2:B:103:MET:HE2	1.99	0.45
2:B:732:PHE:C	2:B:733:THR:HG22	2.37	0.45
2:B:852:LEU:HB3	2:B:868:ARG:HG2	1.98	0.45
1:A:792:PRO:CD	2:B:948:PHE:CE1	3.00	0.45
2:B:884:ARG:HH12	2:B:992:TYR:HB3	1.80	0.45
3:C:289:ALA:HA	3:C:292:ILE:HG22	1.99	0.45
4:D:83:ILE:HD12	4:D:84:ASP:N	2.31	0.45
6:F:15:SER:HB3	6:F:47:CYS:SG	2.57	0.45
9:I:61:VAL:O	9:I:62:ILE:C	2.55	0.45
11:M:12:TYR:CD1	11:M:58:LEU:HB2	2.52	0.45
2:B:689:LEU:CD1	12:N:62:TYR:HB3	2.47	0.45
2:R:101:LEU:CD1	2:R:103:MET:HE2	2.47	0.45
2:R:131:ASP:OD1	2:R:132:PRO:HD2	2.17	0.45
2:R:251:ILE:O	2:R:255:LEU:HD12	2.17	0.45
2:R:594:ARG:O	2:R:597:ILE:HG12	2.17	0.45
5:T:168:TYR:C	5:T:169:LEU:HD12	2.36	0.45
1:W:406:VAL:HG12	1:W:406:VAL:O	2.16	0.45
1:W:426:HIS:CG	3:Y:80:GLU:CD	2.91	0.45
1:W:829:ASP:O	1:W:840:SER:HA	2.16	0.45
1:W:879:LYS:NZ	3:Y:44:THR:HG22	2.32	0.45
13:X:17:GLN:HG3	13:X:19:LYS:H	1.82	0.45
3:Y:149:ILE:HG12	3:Y:230:LYS:HD3	1.98	0.45
1:A:20:ARG:NE	1:A:211:VAL:HG21	2.31	0.45
1:A:687:ILE:CD1	1:A:695:SER:HB2	2.46	0.45
2:B:398:ARG:C	2:B:400:ALA:H	2.19	0.45
2:B:594:ARG:O	2:B:597:ILE:HG12	2.17	0.45
2:B:872:LEU:HD22	2:B:874:ILE:HG13	1.99	0.45
5:E:36:GLU:CG	6:F:33:LEU:HD22	2.47	0.45
13:P:5:ARG:HD2	13:P:18:LEU:HD13	1.95	0.45
13:P:6:CYS:HA	13:P:16:GLU:O	2.16	0.45
2:R:903:THR:HG22	2:R:904:VAL:H	1.82	0.45
2:R:966:LEU:CD2	4:S:208:GLU:HG3	2.47	0.45
5:T:131:LYS:HE3	5:T:136:ILE:HD11	1.99	0.45
1:W:871:ILE:CD1	3:Y:39:LYS:O	2.65	0.45
3:Y:244:LYS:CA	3:Y:245:LYS:CB	2.93	0.45
1:A:345:ARG:HA	1:A:410:HIS:ND1	2.32	0.44
1:A:419:PHE:HZ	1:A:443:PHE:HB3	1.82	0.44
2:B:236:LEU:HD21	2:B:268:VAL:CG2	2.47	0.44
2:B:733:THR:HG23	2:B:734:GLY:N	2.32	0.44
3:C:80:GLU:CB	3:C:81:PRO:HD3	2.46	0.44
4:D:223:GLU:OE1	4:D:223:GLU:HA	2.17	0.44

Continued on next page...

Continued from previous page...

Atom-1	Atom-2	Interatomic distance (Å)	Clash overlap (Å)
5:E:84:VAL:HG13	6:F:75:ILE:CD1	2.46	0.44
8:H:40:GLU:OE2	10:Q:66:ARG:NH1	2.50	0.44
3:C:28:ILE:CD1	9:K:14:HIS:CD2	2.97	0.44
4:D:128:ILE:HG21	12:N:5:ILE:HD12	1.99	0.44
2:R:660:TYR:N	2:R:661:PRO:CD	2.80	0.44
2:B:1080:TYR:HB3	2:B:1091:LEU:HD12	1.98	0.44
2:B:605:ILE:O	2:B:609:ASP:HB2	2.17	0.44
2:B:767:LYS:HD3	2:B:768:TYR:O	2.17	0.44
3:C:331:ARG:H	3:C:331:ARG:HD3	1.83	0.44
3:C:330:GLY:C	3:C:335:THR:HG22	2.37	0.44
13:P:26:CYS:HB3	13:P:29:CYS:HB2	1.65	0.44
2:B:91:ARG:HG3	13:P:33:ILE:HD11	1.99	0.44
10:Q:69:GLU:CD	10:Q:73:LYS:HE3	2.37	0.44
6:U:86:ILE:HG23	6:U:89:MET:SD	2.57	0.44
1:W:420:ASN:HB2	1:W:430:MET:HG3	1.99	0.44
1:W:580:CYS:HA	1:W:581:PRO:HD3	1.80	0.44
3:Y:129:GLU:HB3	3:Y:130:TYR:CD2	2.51	0.44
3:Y:167:LEU:HD12	3:Y:167:LEU:N	2.32	0.44
1:A:343:ILE:HG22	1:A:347:LEU:HD12	2.00	0.44
1:A:774:ILE:HG22	1:A:774:ILE:O	2.17	0.44
2:B:873:ARG:HH22	2:B:1002:ASP:CG	2.20	0.44
2:B:903:THR:HA	2:B:973:THR:HG22	2.00	0.44
2:B:981:LYS:HG2	4:D:166:TYR:CE2	2.52	0.44
4:D:50:ASN:ND2	4:D:137:GLN:HG2	2.32	0.44
5:E:167:PRO:C	5:E:169:LEU:H	2.21	0.44
5:E:79:PRO:HB3	5:E:160:ILE:HD11	2.00	0.44
9:I:43:LEU:HD12	9:I:65:ALA:HB2	2.00	0.44
12:N:40:VAL:O	12:N:40:VAL:HG12	2.15	0.44
2:R:463:GLU:OE1	2:R:463:GLU:N	2.50	0.44
7:V:104:LYS:O	7:V:106:ILE:N	2.50	0.44
1:W:97:THR:CG2	1:W:102:GLY:HA2	2.43	0.44
1:W:326:ILE:HG21	1:W:462:MET:HG3	2.00	0.44
1:A:691:THR:HB	1:A:694:GLU:CB	2.48	0.44
2:B:1082:CYS:HB2	2:B:1083:PRO:CD	2.47	0.44
2:B:259:LEU:HD13	2:B:259:LEU:HA	1.64	0.44
2:B:982:ILE:CD1	2:B:984:SER:H	2.30	0.44
2:B:937:ALA:O	12:N:46:ARG:HD2	2.16	0.44
2:R:1082:CYS:HB2	2:R:1083:PRO:CD	2.47	0.44
2:R:396:ARG:NH2	2:R:406:TRP:CZ2	2.86	0.44
2:R:605:ILE:O	2:R:609:ASP:HB2	2.18	0.44
2:R:732:PHE:O	2:R:733:THR:CG2	2.66	0.44

Continued on next page...

Continued from previous page...

Atom-1	Atom-2	Interatomic distance (Å)	Clash overlap (Å)
4:S:26:ASN:O	4:S:30:ARG:HG3	2.18	0.44
4:S:96:ILE:HD11	4:S:143:ALA:HB3	1.99	0.44
1:W:145:VAL:HG13	1:W:145:VAL:O	2.18	0.44
1:W:516:LEU:CD2	1:W:524:ILE:HD12	2.47	0.44
3:Y:28:ILE:HG13	3:Y:28:ILE:H	1.53	0.44
3:Y:340:SER:HB3	3:Y:371:GLU:OE2	2.17	0.44
2:B:1061:ILE:HG13	2:B:1072:TRP:HE1	1.83	0.44
2:B:291:LYS:C	2:B:293:GLN:H	2.21	0.44
2:B:780:GLU:O	2:B:782:GLY:N	2.50	0.44
2:B:947:PRO:O	2:B:948:PHE:CD2	2.70	0.44
3:C:232:LYS:HA	3:C:232:LYS:HE3	1.99	0.44
3:C:120:PRO:HB2	3:C:256:SER:HB3	1.99	0.44
4:D:26:ASN:O	4:D:30:ARG:HG3	2.17	0.44
5:E:165:ARG:C	5:E:167:PRO:HD3	2.37	0.44
7:G:8:GLU:OE2	7:G:64:LEU:HD22	2.18	0.44
9:K:56:ILE:N	9:K:57:SER:N	2.63	0.44
9:K:59:THR:HB	9:K:63:SER:OG	2.17	0.44
2:R:167:GLN:HG2	2:R:352:LEU:HD21	1.99	0.44
2:R:259:LEU:HA	2:R:259:LEU:HD13	1.67	0.44
2:R:457:CYS:HA	2:R:458:PRO:HD3	1.80	0.44
1:W:95:LYS:HD3	1:W:138:LYS:HD3	1.98	0.44
1:W:428:ILE:C	1:W:430:MET:H	2.21	0.44
3:Y:70:ILE:H	3:Y:70:ILE:CD1	2.29	0.44
1:A:334:ILE:HD12	1:A:628:MET:HB3	1.98	0.44
2:B:213:PHE:HB2	2:B:259:LEU:CG	2.48	0.44
2:B:539:LEU:O	2:B:543:ILE:HG13	2.18	0.44
2:B:628:TYR:CE2	2:B:640:HIS:ND1	2.85	0.44
2:B:884:ARG:HB2	2:B:884:ARG:NH1	2.30	0.44
3:C:393:ILE:HG13	3:C:393:ILE:O	2.16	0.44
4:D:108:MET:CG	4:D:110:TYR:CE2	3.00	0.44
6:F:13:PRO:HG2	6:F:16:VAL:HG12	2.00	0.44
8:H:12:ARG:NH2	8:H:55:ILE:HD12	2.33	0.44
4:D:153:HIS:HE2	13:P:48:ILE:HG23	1.82	0.44
2:R:101:LEU:HD13	2:R:103:MET:HG3	1.99	0.44
2:R:895:ILE:HA	2:R:896:PRO:HD3	1.83	0.44
2:R:680:LEU:HD21	2:R:997:HIS:HB3	2.00	0.44
4:S:40:SER:OG	4:S:156:PHE:CE1	2.66	0.44
1:W:181:ARG:NH1	1:W:210:THR:OG1	2.51	0.44
3:Y:182:ASP:HB2	3:Y:232:LYS:HZ2	1.83	0.44
1:A:672:VAL:HG13	1:A:700:ILE:HG12	2.00	0.44
2:B:1003:LYS:HA	2:B:1003:LYS:HD2	1.70	0.44

Continued on next page...

Continued from previous page...

Atom-1	Atom-2	Interatomic distance (Å)	Clash overlap (Å)
3:C:25:PRO:CD	3:C:33:LYS:HD3	2.48	0.44
3:C:292:ILE:HD13	3:C:292:ILE:C	2.37	0.44
12:O:1:MET:O	12:O:2:MET:HB2	2.17	0.44
12:O:40:VAL:O	12:O:40:VAL:HG12	2.15	0.44
13:P:24:VAL:O	13:P:24:VAL:HG22	2.18	0.44
13:P:33:ILE:CD1	13:P:33:ILE:N	2.80	0.44
2:R:1081:VAL:C	2:R:1091:LEU:HD11	2.38	0.44
2:R:207:ARG:HB2	2:R:216:SER:HB2	1.98	0.44
2:R:299:TYR:O	2:R:302:PRO:HD3	2.17	0.44
4:S:104:ASN:O	4:S:105:GLU:C	2.55	0.44
5:T:80:VAL:HG12	5:T:83:GLU:CD	2.38	0.44
7:V:25:ASN:O	7:V:43:ILE:HA	2.17	0.44
7:V:8:GLU:OE2	7:V:64:LEU:HD22	2.18	0.44
1:W:16:PRO:CD	1:W:206:TRP:CD1	3.01	0.44
1:W:241:ASP:OD2	1:W:289:HIS:NE2	2.50	0.44
1:W:728:MET:HG3	1:W:733:ALA:O	2.17	0.44
1:W:77:LEU:N	1:W:77:LEU:HD22	2.33	0.44
3:Y:219:LEU:HD12	3:Y:219:LEU:N	2.33	0.44
1:A:121:ILE:HG21	10:Q:66:ARG:CD	2.48	0.44
1:A:818:TYR:O	1:A:822:ARG:HG3	2.17	0.44
1:A:84:VAL:O	1:A:87:VAL:HG12	2.18	0.44
2:B:162:ARG:HG2	2:B:402:ALA:HA	2.00	0.44
2:B:646:TRP:CH2	2:B:648:PRO:HB2	2.53	0.44
2:B:767:LYS:HA	2:B:767:LYS:HZ2	1.83	0.44
2:B:841:VAL:HG12	2:B:842:THR:O	2.17	0.44
2:B:808:LYS:HE3	2:B:847:MET:HE1	2.00	0.44
2:B:947:PRO:C	2:B:948:PHE:CD2	2.91	0.44
5:E:123:VAL:HA	5:E:127:ILE:HA	2.00	0.44
5:E:145:ARG:HD3	6:F:88:ILE:HD12	2.00	0.44
7:G:22:SER:O	7:G:23:LEU:C	2.56	0.44
11:M:48:PRO:HG2	2:R:735:TYR:CE2	2.52	0.44
2:R:630:ALA:HB2	2:R:640:HIS:CG	2.53	0.44
2:R:872:LEU:HD22	2:R:874:ILE:HG13	2.00	0.44
6:U:71:VAL:HG11	6:U:89:MET:CE	2.46	0.44
1:W:345:ARG:HA	1:W:410:HIS:ND1	2.33	0.44
1:W:353:ILE:HD13	1:W:405:TYR:HB2	1.99	0.44
1:W:369:PRO:CG	1:W:389:ARG:HD2	2.48	0.44
1:W:509:LEU:HD23	1:W:552:VAL:CG2	2.48	0.44
1:W:84:VAL:O	1:W:87:VAL:HG12	2.18	0.44
3:Y:129:GLU:HB3	3:Y:130:TYR:CE2	2.53	0.44
3:Y:25:PRO:HG3	3:Y:33:LYS:HD3	2.00	0.44

Continued on next page...

Continued from previous page...

Atom-1	Atom-2	Interatomic distance (Å)	Clash overlap (Å)
3:Y:47:GLU:CB	3:Y:50:LYS:HB2	2.47	0.44
1:A:599:ASP:H	1:A:602:ALA:HB3	1.83	0.44
1:A:872:PHE:CZ	1:A:876:VAL:HG21	2.52	0.44
2:B:697:LEU:C	2:B:697:LEU:HD13	2.38	0.44
2:B:783:VAL:HA	2:B:784:ARG:HA	1.72	0.44
7:G:25:ASN:O	7:G:43:ILE:HA	2.18	0.44
2:R:17:ILE:O	2:R:20:TYR:HB3	2.17	0.44
2:R:597:ILE:HD12	2:R:605:ILE:N	2.32	0.44
2:R:8:LEU:O	2:R:9:SER:HB3	2.18	0.44
7:V:76:TYR:CD1	7:V:76:TYR:N	2.85	0.44
1:W:29:THR:HG23	1:W:243:VAL:HB	1.99	0.44
1:W:723:ASN:HD22	1:W:723:ASN:C	2.21	0.44
1:W:78:VAL:HG13	1:W:78:VAL:O	2.18	0.44
3:Y:234:ILE:HG22	3:Y:235:LYS:N	2.33	0.44
1:W:852:ASP:CG	8:Z:75:VAL:HG21	2.39	0.44
1:A:29:THR:OG1	1:A:243:VAL:HG12	2.18	0.43
1:A:238:LYS:HE2	1:A:297:THR:CG2	2.47	0.43
1:A:371:LYS:HD3	1:A:372:TRP:N	2.33	0.43
2:B:28:ARG:HD2	2:B:32:ASP:OD2	2.18	0.43
2:B:493:TYR:CE1	2:B:499:PRO:HD3	2.52	0.43
3:C:244:LYS:CA	3:C:245:LYS:CB	2.93	0.43
3:C:258:LEU:HD22	3:C:280:ILE:HD13	2.00	0.43
1:A:871:ILE:CD1	3:C:39:LYS:O	2.66	0.43
4:D:41:ILE:HB	4:D:63:ALA:HA	2.00	0.43
4:D:73:LEU:HD11	4:D:236:LEU:HD21	1.99	0.43
7:G:96:ILE:HD13	7:G:101:LEU:HD22	1.99	0.43
8:H:32:LEU:HD21	8:H:42:LEU:HD11	2.00	0.43
11:L:77:ARG:HH11	11:L:77:ARG:HB2	1.83	0.43
2:R:137:THR:HG22	2:R:140:LYS:HD2	2.00	0.43
2:R:330:LEU:O	2:R:332:ARG:CG	2.65	0.43
2:R:460:GLU:OE1	2:R:472:ASN:ND2	2.51	0.43
5:T:102:GLY:HA2	6:U:40:TYR:CG	2.53	0.43
5:T:145:ARG:HD3	6:U:88:ILE:HG21	1.98	0.43
7:V:29:ILE:CD1	7:V:42:ILE:HG13	2.48	0.43
7:V:75:GLY:C	7:V:76:TYR:CD1	2.91	0.43
1:W:249:LEU:HG	1:W:265:LEU:CB	2.45	0.43
9:I:14:HIS:CE1	3:Y:28:ILE:HD13	2.53	0.43
3:Y:34:ASN:O	3:Y:37:SER:HB3	2.18	0.43
1:A:461:GLU:OE2	2:B:1003:LYS:HG3	2.17	0.43
1:A:650:ASP:HB3	1:A:723:ASN:ND2	2.33	0.43
1:A:853:ASP:HA	8:H:72:TYR:HB2	1.99	0.43

Continued on next page...

Continued from previous page...

Atom-1	Atom-2	Interatomic distance (Å)	Clash overlap (Å)
2:B:252:GLN:O	2:B:256:PHE:CD2	2.71	0.43
2:B:17:ILE:CG1	2:B:476:MET:SD	3.06	0.43
3:C:219:LEU:O	3:C:222:LEU:HB2	2.18	0.43
1:A:855:VAL:HB	3:C:311:ARG:NH1	2.33	0.43
1:A:10:LYS:HA	3:C:363:VAL:HG22	2.00	0.43
4:D:98:ILE:HD13	4:D:141:LEU:HD11	2.00	0.43
2:B:904:VAL:O	4:D:163:ILE:HG12	2.18	0.43
12:N:1:MET:HA	12:N:56:ILE:HB	1.99	0.43
12:N:8:PHE:CG	12:N:48:MET:HE1	2.54	0.43
2:R:103:MET:O	2:R:114:PRO:O	2.36	0.43
2:R:372:LEU:CD2	2:R:376:LYS:CE	2.96	0.43
2:R:46:ILE:CB	2:R:66:ILE:HD11	2.46	0.43
2:R:493:TYR:CE1	2:R:499:PRO:HD3	2.52	0.43
2:R:814:ILE:HD11	2:R:867:VAL:HG23	1.99	0.43
6:U:21:LEU:O	6:U:24:VAL:HG12	2.18	0.43
7:V:41:ASP:O	7:V:42:ILE:HD13	2.18	0.43
2:R:1120:ASP:HA	1:W:4:LYS:HE2	1.99	0.43
3:Y:170:ASP:O	3:Y:174:LEU:HD12	2.18	0.43
3:Y:310:MET:HE3	3:Y:314:LEU:HD21	2.00	0.43
1:W:870:ARG:HD2	3:Y:57:LYS:HB3	1.99	0.43
1:A:98:CYS:HB3	1:A:101:CYS:HB2	1.86	0.43
2:B:1056:SER:HB3	2:B:1057:ASP:OD1	2.18	0.43
2:B:555:GLU:HG2	2:B:579:ARG:HH12	1.83	0.43
2:B:946:THR:O	2:B:947:PRO:C	2.57	0.43
3:C:286:ILE:HG23	3:C:324:GLY:O	2.18	0.43
4:D:108:MET:CG	4:D:110:TYR:CZ	3.01	0.43
4:D:8:LYS:HG3	4:D:13:ILE:CG1	2.48	0.43
9:I:90:LEU:HA	9:I:90:LEU:HD23	1.71	0.43
10:J:40:ASN:HA	10:J:43:LEU:CD1	2.48	0.43
11:L:29:ALA:HB2	11:L:43:TYR:HB3	1.99	0.43
2:R:1034:MET:O	2:R:1037:ASP:HB2	2.19	0.43
2:R:1037:ASP:OD2	1:W:824:ILE:HD13	2.19	0.43
2:R:194:SER:CB	2:R:303:HIS:HB3	2.48	0.43
2:R:675:MET:HG3	2:R:996:LEU:HD21	1.99	0.43
4:S:65:ILE:HG23	4:S:128:ILE:HD12	2.00	0.43
5:T:53:THR:O	5:T:54:SER:C	2.55	0.43
1:W:20:ARG:NE	1:W:211:VAL:HG21	2.33	0.43
1:W:736:SER:HB3	1:W:739:ASN:ND2	2.33	0.43
1:W:856:PHE:CE2	1:W:858:MET:CB	3.01	0.43
1:A:139:THR:O	1:A:139:THR:HG23	2.18	0.43
1:A:19:ILE:O	1:A:74:HIS:NE2	2.52	0.43

Continued on next page...

Continued from previous page...

Atom-1	Atom-2	Interatomic distance (Å)	Clash overlap (Å)
2:B:586:SER:O	2:B:587:ASN:HB2	2.17	0.43
2:B:873:ARG:HB3	2:B:999:MET:CE	2.48	0.43
3:C:129:GLU:HB3	3:C:130:TYR:CD2	2.54	0.43
3:C:34:ASN:O	3:C:37:SER:HB3	2.18	0.43
4:D:153:HIS:O	4:D:154:ALA:HB3	2.18	0.43
8:H:25:ILE:HG22	10:Q:55:LEU:HD22	1.99	0.43
8:H:28:ALA:HB1	8:H:62:ILE:CD1	2.48	0.43
9:I:13:LEU:O	9:I:14:HIS:C	2.56	0.43
11:M:29:ALA:HB2	11:M:43:TYR:HB3	2.00	0.43
2:R:136:TYR:HB2	2:R:141:LEU:CD1	2.48	0.43
2:R:533:TYR:CE2	2:R:539:LEU:HD23	2.53	0.43
11:M:27:LEU:CD1	4:S:24:PHE:HA	2.48	0.43
5:T:60:VAL:HG22	5:T:61:PHE:N	2.32	0.43
5:T:84:VAL:CG2	6:U:75:ILE:CD1	2.97	0.43
7:V:22:SER:O	7:V:23:LEU:C	2.57	0.43
7:V:96:ILE:HD13	7:V:101:LEU:HD21	2.00	0.43
1:W:575:CYS:SG	1:W:584:SER:HB3	2.58	0.43
3:Y:213:ILE:O	3:Y:214:ASP:CG	2.57	0.43
1:A:353:ILE:HG23	1:A:358:ILE:HD13	1.99	0.43
1:A:378:VAL:CG1	1:A:386:ILE:HB	2.49	0.43
1:A:757:ILE:CD1	1:A:797:PHE:HD1	2.31	0.43
1:A:859:TYR:HB2	3:C:63:LEU:HB3	2.00	0.43
1:A:95:LYS:HB3	1:A:138:LYS:CE	2.45	0.43
2:B:1103:LEU:O	2:B:1107:LEU:HG	2.18	0.43
2:B:814:ILE:HD11	2:B:867:VAL:HG23	2.01	0.43
3:C:170:ASP:O	3:C:174:LEU:HD12	2.18	0.43
3:C:213:ILE:O	3:C:214:ASP:CG	2.57	0.43
3:C:216:ILE:O	3:C:217:ALA:HB3	2.17	0.43
1:A:827:LEU:O	3:C:71:GLY:HA3	2.19	0.43
4:D:153:HIS:ND1	4:D:155:LYS:HG2	2.33	0.43
7:G:14:GLU:OE2	7:G:54:LYS:HE2	2.19	0.43
1:A:122:LYS:NZ	10:Q:66:ARG:HG3	2.34	0.43
2:R:52:ILE:N	2:R:53:PRO:HD3	2.33	0.43
2:R:765:GLU:HB3	2:R:774:ASP:O	2.19	0.43
4:S:98:ILE:HD13	4:S:141:LEU:HD11	2.00	0.43
5:T:136:ILE:O	5:T:137:GLN:CB	2.66	0.43
5:T:70:VAL:CG1	5:T:72:PHE:CE2	3.01	0.43
7:V:67:THR:HG22	7:V:68:ASN:H	1.83	0.43
3:Y:393:ILE:O	3:Y:393:ILE:HG13	2.16	0.43
1:A:119:ASN:OD1	1:A:126:PRO:CB	2.67	0.43
1:A:16:PRO:CD	1:A:206:TRP:CD1	3.02	0.43

Continued on next page...

Continued from previous page...

Atom-1	Atom-2	Interatomic distance (Å)	Clash overlap (Å)
4:D:41:ILE:HD13	4:D:145:LEU:HG	2.01	0.43
4:D:219:ILE:CD1	16:D:1001:F3S:S3	3.07	0.43
2:B:980:GLN:HA	4:D:22:LEU:HD21	1.99	0.43
5:E:75:ILE:CD1	6:F:20:LEU:HB3	2.48	0.43
2:R:638:PRO:HG2	2:R:640:HIS:NE2	2.33	0.43
4:S:41:ILE:HD13	4:S:145:LEU:HG	2.00	0.43
4:S:8:LYS:HA	4:S:13:ILE:HA	2.01	0.43
5:T:4:LEU:HB2	6:U:12:ILE:HD11	1.99	0.43
7:V:89:GLY:HA2	1:W:549:LYS:HE2	2.01	0.43
1:W:541:ALA:CB	1:W:542:PRO:CD	2.97	0.43
1:W:565:GLN:HB3	1:W:569:SER:HB3	2.01	0.43
1:W:631:LEU:O	1:W:634:VAL:HB	2.19	0.43
3:Y:146:TYR:HE2	3:Y:231:ILE:HD11	1.83	0.43
3:Y:24:LEU:N	3:Y:25:PRO:HD2	2.34	0.43
8:Z:12:ARG:HH22	8:Z:55:ILE:HD12	1.83	0.43
2:B:113:GLU:CB	2:B:114:PRO:CD	2.89	0.43
2:B:163:VAL:HG21	2:B:429:LEU:CD2	2.49	0.43
2:B:485:GLU:OE1	2:B:528:ARG:NH1	2.52	0.43
2:B:547:ARG:NH1	2:B:556:VAL:O	2.52	0.43
3:C:112:ASP:O	3:C:114:LYS:N	2.51	0.43
3:C:222:LEU:O	3:C:226:ILE:HG13	2.19	0.43
5:E:164:MET:O	5:E:167:PRO:HD3	2.19	0.43
5:E:39:LEU:N	5:E:39:LEU:HD12	2.34	0.43
10:J:61:VAL:C	10:J:63:GLU:N	2.72	0.43
2:R:254:GLU:HG2	2:R:254:GLU:O	2.19	0.43
2:R:359:VAL:HG11	2:R:407:VAL:HG22	2.00	0.43
2:R:448:LEU:HD22	1:W:796:PHE:CZ	2.54	0.43
2:R:856:THR:CG2	2:R:857:GLU:H	2.21	0.43
2:R:922:MET:HG2	1:W:743:MET:HG3	2.00	0.43
4:S:108:MET:CG	4:S:110:TYR:CE2	3.01	0.43
5:T:79:PRO:HB3	5:T:160:ILE:HD11	2.01	0.43
7:V:8:GLU:O	7:V:9:ILE:HG13	2.19	0.43
1:W:378:VAL:CG1	1:W:386:ILE:HB	2.49	0.43
1:W:648:LEU:HD21	1:W:787:ARG:HH11	1.81	0.43
3:Y:284:PHE:O	3:Y:288:ALA:HB2	2.19	0.43
1:A:631:LEU:O	1:A:634:VAL:HB	2.19	0.43
1:A:753:ARG:NH2	2:B:447:ASP:OD2	2.52	0.43
2:B:904:VAL:O	4:D:163:ILE:HG21	2.19	0.43
3:C:104:LEU:CD1	3:C:108:ILE:HD11	2.49	0.43
4:D:65:ILE:HG23	4:D:128:ILE:HD12	2.00	0.43
2:R:1061:ILE:HA	2:R:1072:TRP:NE1	2.34	0.43

Continued on next page...

Continued from previous page...

Atom-1	Atom-2	Interatomic distance (Å)	Clash overlap (Å)
2:R:17:ILE:CG1	2:R:476:MET:SD	3.07	0.43
2:R:729:VAL:HG23	2:R:987:TYR:CD1	2.54	0.43
2:R:703:ARG:HH22	2:R:942:ILE:HG21	1.84	0.43
2:R:903:THR:HG21	2:R:971:GLU:OE1	2.19	0.43
4:S:161:LEU:CD1	4:S:163:ILE:HD13	2.48	0.43
4:S:206:CYS:SG	4:S:207:GLU:N	2.91	0.43
1:W:309:PHE:O	1:W:310:ARG:HB2	2.18	0.43
1:W:376:ASN:HB2	1:W:377:TYR:CD1	2.53	0.43
3:Y:186:LYS:CB	3:Y:230:LYS:HE2	2.46	0.43
3:Y:237:ILE:HD12	3:Y:253:THR:HG21	2.00	0.43
3:Y:344:ARG:HB3	3:Y:353:HIS:ND1	2.34	0.43
1:A:417:VAL:HG13	1:A:465:HIS:O	2.18	0.43
2:B:139:ASP:O	2:B:143:GLU:HG3	2.18	0.43
2:B:638:PRO:HG2	2:B:640:HIS:NE2	2.34	0.43
3:C:216:ILE:O	3:C:217:ALA:HB2	2.19	0.43
3:C:28:ILE:H	3:C:28:ILE:HG13	1.51	0.43
2:B:699:HIS:CE1	4:D:57:ILE:CD1	3.01	0.43
7:G:82:LYS:HD3	7:G:95:ILE:HG12	2.01	0.43
9:I:16:ASN:O	9:I:20:VAL:HG23	2.18	0.43
12:O:1:MET:HA	12:O:56:ILE:HB	2.01	0.43
2:R:208:LEU:HD23	2:R:215:VAL:CG2	2.46	0.43
2:R:547:ARG:NH1	2:R:556:VAL:O	2.51	0.43
2:R:948:PHE:CE1	1:W:792:PRO:CG	3.02	0.43
4:S:22:LEU:HD13	4:S:226:TYR:CD1	2.54	0.43
1:W:122:LYS:O	1:W:126:PRO:HG3	2.18	0.43
1:W:426:HIS:NE2	3:Y:80:GLU:CD	2.72	0.43
1:W:64:THR:O	1:W:65:LEU:HB2	2.19	0.43
3:Y:127:THR:OG1	3:Y:129:GLU:O	2.35	0.43
1:A:184:LEU:HD22	1:A:204:PRO:HB2	2.01	0.43
1:A:219:ILE:O	1:A:219:ILE:HG22	2.19	0.43
1:A:372:TRP:HB3	1:A:373:PRO:HD3	2.01	0.43
1:A:390:TYR:O	1:A:391:VAL:C	2.58	0.43
1:A:563:HIS:CD2	1:A:872:PHE:CE2	3.07	0.43
2:B:500:VAL:HG12	2:B:504:ILE:HG12	2.01	0.43
2:B:533:TYR:CE2	2:B:539:LEU:HD23	2.54	0.43
2:B:562:VAL:O	2:B:566:ILE:O	2.37	0.43
2:B:949:TYR:O	2:B:951:THR:N	2.52	0.43
3:C:11:SER:HB2	3:C:14:GLU:HB2	2.01	0.43
3:C:149:ILE:O	3:C:153:VAL:HG12	2.19	0.43
4:D:39:MET:HE2	4:D:39:MET:HB2	1.89	0.43
5:E:124:ARG:O	5:E:126:ILE:N	2.52	0.43

Continued on next page...

Continued from previous page...

Atom-1	Atom-2	Interatomic distance (Å)	Clash overlap (Å)
6:F:72:LEU:HD21	6:F:86:ILE:HG12	2.01	0.43
7:G:8:GLU:O	7:G:9:ILE:HG13	2.19	0.43
9:I:55:ASN:HA	9:I:56:ILE:N	2.30	0.43
10:J:55:LEU:O	10:J:56:ASN:CB	2.67	0.43
12:O:64:ARG:O	12:O:64:ARG:CG	2.67	0.43
2:R:341:TYR:CD1	2:R:344:LYS:HB3	2.54	0.43
2:R:398:ARG:HD2	2:R:399:HIS:CE1	2.54	0.43
2:R:399:HIS:O	2:R:403:THR:HG21	2.19	0.43
2:R:598:GLU:O	2:R:599:LYS:C	2.57	0.43
2:R:619:LEU:HD22	2:R:623:GLU:HG2	2.01	0.43
4:S:108:MET:CG	4:S:110:TYR:CZ	3.02	0.43
1:W:103:ARG:CG	1:W:191:ASP:OD1	2.67	0.43
1:W:192:VAL:HG21	1:W:199:PRO:HB3	2.00	0.43
1:W:412:THR:O	1:W:414:GLY:N	2.52	0.43
1:W:337:VAL:HG21	1:W:419:PHE:CE1	2.53	0.43
2:R:1105:GLN:HE22	1:W:70:GLY:HA2	1.84	0.43
1:W:757:ILE:CD1	1:W:797:PHE:HD1	2.32	0.43
8:Z:12:ARG:NH2	8:Z:55:ILE:HD12	2.34	0.43
1:A:646:MET:HG2	2:B:918:LEU:HD13	2.01	0.42
1:A:682:GLY:O	1:A:683:GLU:C	2.57	0.42
1:A:683:GLU:OE1	1:A:683:GLU:N	2.52	0.42
2:B:162:ARG:HG2	2:B:401:LEU:O	2.18	0.42
2:B:173:ASN:N	2:B:193:ILE:O	2.49	0.42
2:B:947:PRO:O	2:B:948:PHE:HD2	2.01	0.42
3:C:146:TYR:HE2	3:C:231:ILE:HD11	1.84	0.42
11:M:69:LEU:CD2	4:S:260:LEU:HD11	2.48	0.42
12:O:15:ALA:HB1	4:S:129:PRO:HD2	2.01	0.42
10:Q:73:LYS:HA	10:Q:76:GLU:OE2	2.19	0.42
2:R:37:PHE:CZ	2:R:42:LEU:HD13	2.53	0.42
2:R:675:MET:HG2	2:R:882:ALA:CB	2.49	0.42
4:S:219:ILE:CD1	16:S:1001:F3S:S3	3.07	0.42
1:W:736:SER:HB3	1:W:739:ASN:OD1	2.18	0.42
1:W:870:ARG:CZ	1:W:870:ARG:CB	2.96	0.42
13:X:37:VAL:HG22	13:X:38:ARG:H	1.83	0.42
3:Y:237:ILE:HD12	3:Y:253:THR:CB	2.48	0.42
1:A:212:LEU:CD1	1:A:273:VAL:HG13	2.50	0.42
1:A:369:PRO:CG	1:A:389:ARG:HD2	2.48	0.42
1:A:77:LEU:HD22	1:A:77:LEU:N	2.33	0.42
1:A:833:GLU:HG3	1:A:839:ARG:CD	2.49	0.42
2:B:1051:ARG:NE	2:B:1051:ARG:HA	2.33	0.42
2:B:605:ILE:CG1	2:B:606:THR:N	2.81	0.42

Continued on next page...

Continued from previous page...

Atom-1	Atom-2	Interatomic distance (Å)	Clash overlap (Å)
2:B:678:GLN:HG2	2:B:997:HIS:NE2	2.34	0.42
2:B:756:THR:HG23	2:B:871:ASP:O	2.18	0.42
2:B:703:ARG:NH2	2:B:942:ILE:HG21	2.33	0.42
3:C:163:MET:SD	3:C:206:LEU:CD2	3.07	0.42
4:D:13:ILE:HD13	4:D:14:ASP:N	2.34	0.42
13:P:17:GLN:HG3	13:P:19:LYS:H	1.84	0.42
2:R:115:GLU:O	2:R:117:VAL:HG23	2.19	0.42
2:R:763:THR:HG22	2:R:764:GLU:O	2.19	0.42
2:R:87:GLU:HG2	13:X:31:TYR:OH	2.19	0.42
2:R:918:LEU:H	2:R:919:PRO:HD2	1.84	0.42
2:R:956:LEU:O	2:R:960:ILE:HG12	2.19	0.42
4:S:73:LEU:HD11	4:S:236:LEU:HD21	2.02	0.42
6:U:15:SER:HB3	6:U:47:CYS:SG	2.59	0.42
5:T:84:VAL:HG13	6:U:75:ILE:CD1	2.49	0.42
1:W:353:ILE:HG23	1:W:358:ILE:HD13	1.99	0.42
1:W:85:GLY:HA3	3:Y:355:LEU:HD22	2.01	0.42
9:I:34:ARG:CB	3:Y:386:VAL:HG11	2.49	0.42
1:A:127:SER:O	1:A:131:ARG:HG3	2.19	0.42
1:A:185:GLU:HG3	1:A:205:GLU:HG2	2.01	0.42
1:A:64:THR:O	1:A:65:LEU:HB2	2.19	0.42
1:A:95:LYS:O	1:A:138:LYS:HG2	2.19	0.42
2:B:249:PRO:HB2	2:B:252:GLN:HB2	2.01	0.42
2:B:333:ARG:NH1	2:B:333:ARG:HB3	2.35	0.42
2:B:636:LEU:HD13	2:B:643:LEU:HD12	2.01	0.42
2:B:767:LYS:HA	2:B:767:LYS:NZ	2.34	0.42
2:B:774:ASP:OD1	2:B:818:SER:HA	2.19	0.42
2:B:856:THR:CG2	2:B:857:GLU:H	2.29	0.42
4:D:101:GLU:HB2	4:D:137:GLN:O	2.19	0.42
4:D:154:ALA:C	4:D:156:PHE:N	2.72	0.42
4:D:3:ILE:HD12	11:L:86:GLU:OE1	2.20	0.42
9:I:59:THR:O	9:I:60:ASP:CG	2.57	0.42
9:I:27:LEU:CD2	9:I:78:ILE:CD1	2.97	0.42
10:J:57:GLY:C	10:J:61:VAL:CG1	2.88	0.42
12:O:61:HIS:O	12:O:62:TYR:CD2	2.72	0.42
13:P:6:CYS:HB3	13:P:7:GLY:H	1.67	0.42
2:R:1096:VAL:CG1	2:R:1097:SER:N	2.82	0.42
2:R:155:PHE:CE1	2:R:164:ILE:HD12	2.54	0.42
2:R:162:ARG:HG2	2:R:401:LEU:O	2.19	0.42
2:R:478:GLN:HG2	2:R:479:ILE:N	2.34	0.42
2:R:603:GLY:C	2:R:605:ILE:H	2.22	0.42
4:S:247:LYS:O	4:S:251:ARG:HG3	2.19	0.42

Continued on next page...

Continued from previous page...

Atom-1	Atom-2	Interatomic distance (Å)	Clash overlap (Å)
5:T:40:LYS:O	5:T:41:ASP:OD1	2.37	0.42
5:T:45:VAL:HG21	5:T:74:MET:SD	2.59	0.42
1:W:212:LEU:CD1	1:W:273:VAL:HG13	2.50	0.42
1:W:81:VAL:CG2	1:W:269:LEU:HB3	2.49	0.42
1:W:450:CYS:H	1:W:451:PRO:CD	2.33	0.42
1:W:856:PHE:HB3	1:W:859:TYR:CD2	2.53	0.42
3:Y:201:SER:HB2	3:Y:204:ASN:HB2	2.00	0.42
3:Y:219:LEU:O	3:Y:222:LEU:HB2	2.19	0.42
1:A:101:CYS:HB2	1:A:102:GLY:H	1.67	0.42
2:B:1046:MET:CG	5:E:61:PHE:HD1	2.32	0.42
2:B:1059:THR:CG2	2:B:1061:ILE:HD12	2.50	0.42
2:B:217:PHE:HA	2:B:218:PRO:HD3	1.96	0.42
3:C:63:LEU:HA	3:C:63:LEU:HD23	1.89	0.42
4:D:205:LEU:O	4:D:207:GLU:N	2.52	0.42
4:D:70:GLU:OE1	4:D:70:GLU:HA	2.20	0.42
8:H:29:TYR:HE1	10:Q:60:SER:HB3	1.84	0.42
9:I:27:LEU:CD2	9:I:78:ILE:HD11	2.48	0.42
9:K:16:ASN:O	9:K:20:VAL:HG23	2.20	0.42
9:K:61:VAL:O	9:K:62:ILE:C	2.52	0.42
2:R:1025:ARG:O	2:R:1026:GLU:C	2.57	0.42
2:R:736:ASN:OD1	2:R:914:ASN:HB2	2.19	0.42
2:R:854:LEU:HD12	13:X:35:PHE:CE1	2.54	0.42
5:T:123:VAL:HG12	5:T:123:VAL:O	2.18	0.42
5:T:37:LYS:O	5:T:44:LEU:HA	2.19	0.42
1:W:450:CYS:C	1:W:452:PRO:HD2	2.39	0.42
13:X:24:VAL:HG13	13:X:24:VAL:O	2.19	0.42
3:Y:277:ILE:C	3:Y:279:GLU:N	2.71	0.42
9:I:35:VAL:CG1	3:Y:388:LEU:HD11	2.49	0.42
1:A:488:THR:CG2	1:A:493:GLY:O	2.68	0.42
1:A:696:LEU:HD13	1:A:700:ILE:HD12	2.01	0.42
2:B:249:PRO:HB2	2:B:253:ASN:N	2.34	0.42
2:B:769:PRO:O	2:B:770:GLY:O	2.37	0.42
2:B:93:LEU:HD11	2:B:859:ALA:H	1.85	0.42
2:B:928:MET:HE1	2:B:953:ILE:HD12	2.00	0.42
3:C:289:ALA:O	3:C:293:ILE:HG12	2.20	0.42
5:E:99:VAL:O	5:E:101:LEU:HD12	2.19	0.42
5:E:83:GLU:HA	6:F:89:MET:CE	2.48	0.42
11:M:3:ILE:CG2	11:M:15:LEU:HD11	2.50	0.42
2:R:101:LEU:CD1	2:R:103:MET:HG3	2.49	0.42
2:R:291:LYS:C	2:R:293:GLN:H	2.22	0.42
4:S:206:CYS:O	4:S:207:GLU:HB2	2.20	0.42

Continued on next page...

Continued from previous page...

Atom-1	Atom-2	Interatomic distance (Å)	Clash overlap (Å)
4:S:33:MET:CE	4:S:162:ALA:HB3	2.49	0.42
4:S:46:PHE:CG	4:S:55:ASP:OD2	2.73	0.42
1:W:448:LEU:O	1:W:496:ILE:HG23	2.18	0.42
1:W:488:THR:CG2	1:W:493:GLY:O	2.67	0.42
1:W:573:ARG:HA	1:W:582:HIS:CD2	2.53	0.42
1:W:687:ILE:CD1	1:W:695:SER:HB2	2.49	0.42
1:W:691:THR:HB	1:W:694:GLU:CB	2.50	0.42
1:W:19:ILE:O	1:W:74:HIS:NE2	2.52	0.42
3:Y:163:MET:SD	3:Y:206:LEU:CD2	3.08	0.42
8:Z:65:ILE:HD12	8:Z:78:TYR:HA	2.01	0.42
1:A:450:CYS:H	1:A:451:PRO:HD2	1.83	0.42
1:A:572:PRO:HD2	1:A:730:ARG:HH12	1.85	0.42
1:A:831:ARG:CZ	3:C:385:MET:HG3	2.49	0.42
2:B:1061:ILE:HA	2:B:1072:TRP:NE1	2.35	0.42
2:B:525:LEU:CD2	2:B:571:VAL:HB	2.50	0.42
2:B:895:ILE:HG23	2:B:899:ASP:HB2	2.02	0.42
4:D:153:HIS:NE2	13:P:48:ILE:HG23	2.34	0.42
5:E:80:VAL:HG12	5:E:83:GLU:CD	2.40	0.42
6:F:4:VAL:HG22	6:F:4:VAL:O	2.18	0.42
7:G:36:PHE:CE1	7:G:96:ILE:CG1	3.03	0.42
1:A:121:ILE:HG23	8:H:38:ARG:NH1	2.35	0.42
11:L:83:TYR:CZ	11:L:87:ILE:HD11	2.55	0.42
8:H:58:LYS:NZ	10:Q:51:TRP:CH2	2.88	0.42
2:R:579:ARG:HD3	2:R:618:TYR:CD2	2.55	0.42
2:R:782:GLY:O	2:R:783:VAL:C	2.58	0.42
2:R:949:TYR:C	2:R:950:LYS:HG3	2.39	0.42
5:T:115:ASP:O	5:T:116:ASP:CG	2.58	0.42
1:W:687:ILE:HD12	1:W:695:SER:CB	2.49	0.42
3:Y:107:LEU:O	3:Y:110:ILE:HG22	2.19	0.42
3:Y:127:THR:O	3:Y:131:LYS:HD2	2.20	0.42
3:Y:327:ARG:HG3	3:Y:334:VAL:HG22	1.99	0.42
3:Y:311:ARG:NH2	8:Z:71:LEU:HD22	2.35	0.42
1:A:388:LEU:HA	1:A:391:VAL:HG22	2.02	0.42
1:A:45:MET:CE	1:A:46:ASP:OD1	2.67	0.42
1:A:505:GLY:CA	1:A:639:VAL:HG22	2.47	0.42
1:A:818:TYR:HD2	1:A:822:ARG:NH1	2.17	0.42
1:A:833:GLU:HG3	1:A:839:ARG:HD2	2.01	0.42
1:A:6:ILE:CD1	2:B:1094:VAL:HG11	2.49	0.42
2:B:126:LEU:HD22	2:B:154:TYR:CE2	2.55	0.42
2:B:457:CYS:SG	2:B:460:GLU:HB2	2.60	0.42
2:B:630:ALA:HB2	2:B:640:HIS:CG	2.54	0.42

Continued on next page...

Continued from previous page...

Atom-1	Atom-2	Interatomic distance (Å)	Clash overlap (Å)
2:B:86:MET:HE3	2:B:686:ASN:HD22	1.84	0.42
2:B:938:LEU:O	12:N:46:ARG:NH1	2.52	0.42
3:C:129:GLU:HB3	3:C:130:TYR:CE2	2.55	0.42
4:D:22:LEU:HD13	4:D:226:TYR:CD1	2.55	0.42
8:H:58:LYS:H	8:H:58:LYS:HG3	1.61	0.42
9:I:23:TRP:CZ2	3:Y:66:PRO:HD3	2.55	0.42
2:R:1039:LEU:HD22	2:R:1044:THR:CG2	2.49	0.42
2:R:622:GLU:O	2:R:625:GLU:CB	2.64	0.42
2:R:734:GLY:CA	2:R:735:TYR:CB	2.97	0.42
2:R:855:ILE:O	13:X:34:ILE:CG2	2.68	0.42
4:S:164:VAL:HA	4:S:227:ILE:O	2.18	0.42
4:S:37:PRO:HG3	4:S:78:TRP:CZ3	2.54	0.42
6:U:62:ILE:HG22	6:U:63:ILE:H	1.84	0.42
7:V:31:MET:CE	7:V:55:VAL:HG11	2.50	0.42
7:V:40:PHE:HA	7:V:92:TYR:CD1	2.54	0.42
1:W:224:MET:HE3	1:W:224:MET:HA	2.02	0.42
1:W:371:LYS:HD3	1:W:372:TRP:N	2.35	0.42
1:W:326:ILE:HG21	1:W:462:MET:SD	2.60	0.42
1:W:417:VAL:CG1	1:W:464:LEU:HD13	2.49	0.42
1:W:560:PHE:CZ	1:W:615:LEU:HG	2.55	0.42
1:W:657:VAL:HG12	1:W:657:VAL:O	2.19	0.42
1:W:668:ALA:HB2	1:W:707:LEU:HD13	2.01	0.42
1:W:705:ASP:O	1:W:708:ARG:HG3	2.18	0.42
3:Y:24:LEU:HD11	3:Y:55:ALA:HB1	2.02	0.42
8:Z:28:ALA:CB	8:Z:62:ILE:HD11	2.49	0.42
1:A:262:ILE:O	1:A:266:TRP:HB3	2.20	0.42
1:A:811:VAL:O	1:A:812:ARG:HB2	2.20	0.42
2:B:101:LEU:CD1	2:B:103:MET:HE2	2.50	0.42
2:B:423:LEU:HB2	2:B:716:TYR:HD1	1.85	0.42
2:B:345:ARG:HG3	2:B:576:GLY:HA3	2.01	0.42
2:B:589:ASN:HA	2:B:590:PRO:HD3	1.70	0.42
3:C:171:ASN:CG	3:C:172:GLU:H	2.23	0.42
4:D:203:CYS:SG	4:D:204:THR:N	2.93	0.42
4:D:37:PRO:HG3	4:D:78:TRP:CZ3	2.54	0.42
9:I:63:SER:HA	9:I:66:GLU:HB2	2.01	0.42
2:R:139:ASP:O	2:R:143:GLU:HG3	2.19	0.42
2:R:252:GLN:O	2:R:256:PHE:CD2	2.73	0.42
2:R:356:LEU:HD12	2:R:407:VAL:CG2	2.48	0.42
2:R:772:GLN:HG2	2:R:773:GLU:N	2.35	0.42
5:T:13:ILE:HD12	5:T:68:HIS:CD2	2.55	0.42
5:T:92:VAL:HG11	5:T:137:GLN:HA	2.02	0.42

Continued on next page...

Continued from previous page...

Atom-1	Atom-2	Interatomic distance (Å)	Clash overlap (Å)
7:V:95:ILE:C	7:V:96:ILE:HD12	2.40	0.42
1:W:119:ASN:OD1	1:W:126:PRO:CB	2.67	0.42
1:W:543:ARG:HB2	1:W:545:TYR:CE2	2.55	0.42
1:W:853:ASP:HA	8:Z:72:TYR:HB2	2.01	0.42
3:Y:277:ILE:CG2	3:Y:278:ARG:N	2.80	0.42
1:W:831:ARG:CZ	3:Y:385:MET:HG3	2.50	0.42
1:A:141:MET:O	1:A:141:MET:CG	2.67	0.42
2:B:157:VAL:CG2	2:B:402:ALA:HB2	2.45	0.42
3:C:301:LEU:HD22	3:C:308:VAL:HG12	2.02	0.42
2:B:1100:PHE:CZ	3:C:375:ILE:HD13	2.55	0.42
3:C:65:ALA:HA	3:C:66:PRO:HD3	1.85	0.42
5:E:136:ILE:CG2	5:E:137:GLN:N	2.75	0.42
5:E:141:LYS:HE3	6:F:46:LYS:HZ3	1.85	0.42
11:L:82:HIS:NE2	11:L:86:GLU:OE2	2.52	0.42
10:Q:40:ASN:HA	10:Q:43:LEU:HD11	2.01	0.42
10:Q:66:ARG:C	10:Q:68:PHE:H	2.23	0.42
2:R:252:GLN:HA	2:R:255:LEU:HD12	2.02	0.42
2:R:492:LEU:HD13	2:R:523:VAL:HG11	2.02	0.42
2:R:820:PRO:HD3	2:R:835:LYS:HA	2.01	0.42
5:T:99:VAL:O	5:T:101:LEU:HD12	2.20	0.42
5:T:96:GLY:HA2	5:T:110:ILE:CD1	2.50	0.42
3:Y:174:LEU:HB3	3:Y:179:VAL:CG1	2.47	0.42
3:Y:25:PRO:CD	3:Y:33:LYS:HD3	2.50	0.42
8:Z:32:LEU:HD21	8:Z:42:LEU:HD11	2.02	0.42
2:B:231:ARG:C	2:B:233:LEU:H	2.23	0.42
2:B:405:ASN:HB3	2:B:413:VAL:CG2	2.50	0.42
2:B:622:GLU:O	2:B:625:GLU:CB	2.66	0.42
2:B:767:LYS:HG3	2:B:768:TYR:HA	1.97	0.42
4:D:146:ARG:HD2	4:D:147:LEU:O	2.20	0.42
5:E:167:PRO:HA	5:E:169:LEU:N	2.34	0.42
1:A:541:ALA:HB1	7:G:70:ASP:O	2.20	0.42
8:H:43:PRO:O	8:H:44:TRP:HB2	2.20	0.42
9:K:22:LEU:HA	9:K:22:LEU:HD23	1.82	0.42
11:M:83:TYR:CZ	11:M:87:ILE:HD11	2.55	0.42
2:R:126:LEU:HD22	2:R:154:TYR:CE2	2.55	0.42
2:R:630:ALA:HB3	2:R:636:LEU:HD13	2.01	0.42
2:R:636:LEU:HD13	2:R:643:LEU:HD12	2.02	0.42
2:R:690:ARG:HB3	2:R:692:ASP:OD1	2.19	0.42
4:S:53:LEU:CD1	4:S:131:VAL:HG23	2.50	0.42
4:S:65:ILE:HG23	4:S:128:ILE:CD1	2.49	0.42
1:W:102:GLY:O	1:W:103:ARG:C	2.58	0.42

Continued on next page...

Continued from previous page...

Atom-1	Atom-2	Interatomic distance (Å)	Clash overlap (Å)
1:W:108:GLU:O	1:W:109:ASP:C	2.57	0.42
1:W:29:THR:OG1	1:W:243:VAL:HG12	2.20	0.42
1:W:684:LEU:H	1:W:684:LEU:HD12	1.84	0.42
9:I:80:ARG:HG2	1:W:834:TYR:CE1	2.54	0.42
3:Y:281:GLU:CD	3:Y:326:VAL:HG12	2.39	0.42
1:A:705:ASP:O	1:A:708:ARG:HG3	2.20	0.41
1:A:563:HIS:CD2	1:A:872:PHE:HE2	2.37	0.41
2:B:222:GLY:HA3	2:B:278:ARG:NH1	2.35	0.41
2:B:359:VAL:CG1	2:B:407:VAL:HG13	2.49	0.41
2:B:425:MET:HB3	2:B:425:MET:HE2	1.77	0.41
2:B:40:ASN:O	2:B:44:GLU:HG3	2.20	0.41
2:B:930:GLY:HA3	2:B:987:TYR:OH	2.20	0.41
3:C:151:ASN:O	3:C:173:MET:HG3	2.20	0.41
3:C:311:ARG:NH2	8:H:71:LEU:HD22	2.35	0.41
5:E:30:LEU:HD22	5:E:72:PHE:CZ	2.55	0.41
5:E:40:LYS:O	5:E:41:ASP:OD1	2.38	0.41
7:G:34:ASN:N	7:G:34:ASN:OD1	2.53	0.41
9:I:56:ILE:N	9:I:57:SER:N	2.66	0.41
2:B:735:TYR:CE2	11:L:48:PRO:HG2	2.55	0.41
11:M:30:GLY:HA2	11:M:33:ARG:NH1	2.35	0.41
2:R:1053:LEU:HD23	2:R:1054:ASP:OD1	2.20	0.41
12:O:8:PHE:HE2	2:R:723:ASN:ND2	2.17	0.41
2:R:756:THR:HG23	2:R:871:ASP:O	2.20	0.41
2:R:776:ILE:HG23	2:R:815:GLY:O	2.20	0.41
2:R:81:ARG:HD3	2:R:81:ARG:HA	1.87	0.41
2:R:880:LYS:C	2:R:881:PHE:CD1	2.94	0.41
2:R:947:PRO:C	2:R:948:PHE:CD2	2.93	0.41
4:S:176:CYS:O	4:S:195:LEU:HD11	2.19	0.41
6:U:4:VAL:O	6:U:4:VAL:HG22	2.20	0.41
1:W:343:ILE:HG22	1:W:347:LEU:HD12	2.01	0.41
1:W:618:GLU:HG3	1:W:619:TYR:CE2	2.55	0.41
1:W:748:GLY:HA2	1:W:781:PHE:CE2	2.55	0.41
1:W:652:SER:HA	1:W:787:ARG:HG3	2.02	0.41
1:A:737:VAL:HG23	1:A:738:LEU:HD23	2.01	0.41
1:A:823:LEU:HD13	3:C:75:ALA:HB1	2.02	0.41
2:B:1112:ILE:O	2:B:1114:PRO:CD	2.68	0.41
2:B:22:LYS:O	2:B:22:LYS:HG2	2.20	0.41
2:B:808:LYS:NZ	2:B:847:MET:CE	2.83	0.41
2:B:843:ARG:HB2	2:B:846:GLU:HB2	2.01	0.41
2:B:765:GLU:OE2	2:B:863:LYS:HB3	2.19	0.41
2:B:947:PRO:HB2	2:B:948:PHE:CD2	2.55	0.41

Continued on next page...

Continued from previous page...

Atom-1	Atom-2	Interatomic distance (Å)	Clash overlap (Å)
3:C:127:THR:OG1	3:C:129:GLU:O	2.39	0.41
3:C:174:LEU:HB3	3:C:179:VAL:CG1	2.46	0.41
2:B:1053:LEU:CD1	3:C:376:GLY:HA3	2.50	0.41
8:H:39:PRO:HG3	10:Q:67:LEU:HD11	2.03	0.41
11:L:15:LEU:HD12	11:L:15:LEU:HA	1.93	0.41
12:N:5:ILE:O	12:N:6:ARG:HB2	2.20	0.41
2:R:1029:LEU:HD11	1:W:322:SER:C	2.41	0.41
2:R:101:LEU:HD12	2:R:103:MET:HE2	2.01	0.41
2:R:1065:ASP:OD2	2:R:1118:LEU:HD13	2.20	0.41
4:S:70:GLU:HA	4:S:70:GLU:OE1	2.19	0.41
5:T:113:ILE:HG13	5:T:164:MET:HB2	2.02	0.41
1:W:696:LEU:HD22	1:W:696:LEU:O	2.21	0.41
13:X:4:TYR:CD1	13:X:4:TYR:O	2.73	0.41
13:X:6:CYS:HA	13:X:16:GLU:O	2.19	0.41
3:Y:108:ILE:HA	3:Y:111:VAL:HG12	2.02	0.41
10:J:60:SER:HB2	8:Z:29:TYR:HE1	1.84	0.41
1:A:23:SER:CB	1:A:74:HIS:NE2	2.83	0.41
1:A:338:GLY:O	1:A:443:PHE:HA	2.20	0.41
1:A:45:MET:O	1:A:45:MET:CE	2.68	0.41
1:A:466:VAL:HG12	1:A:468:GLN:NE2	2.36	0.41
1:A:78:VAL:HG13	1:A:78:VAL:O	2.20	0.41
1:A:856:PHE:HE2	1:A:858:MET:HB3	1.81	0.41
2:B:207:ARG:HB2	2:B:216:SER:HB2	1.96	0.41
2:B:598:GLU:HG3	2:B:605:ILE:HD11	2.02	0.41
2:B:778:MET:HE1	2:B:795:LEU:HB2	2.02	0.41
2:B:807:VAL:HG12	2:B:842:THR:HG21	2.01	0.41
4:D:169:LYS:HD2	4:D:220:SER:OG	2.20	0.41
5:E:96:GLY:HA2	5:E:110:ILE:CD1	2.51	0.41
5:E:36:GLU:CB	6:F:33:LEU:HD22	2.50	0.41
7:G:25:ASN:HA	7:G:44:ASP:CG	2.40	0.41
7:G:24:LYS:O	7:G:25:ASN:HB2	2.20	0.41
9:K:62:ILE:O	9:K:66:GLU:HG3	2.20	0.41
12:O:8:PHE:CG	12:O:48:MET:HE1	2.55	0.41
2:R:1052:LEU:N	2:R:1052:LEU:HD12	2.36	0.41
2:R:115:GLU:HG2	2:R:384:LEU:HD12	2.01	0.41
2:R:176:LEU:CD2	2:R:343:ASN:OD1	2.68	0.41
2:R:453:TRP:HZ3	2:R:644:GLU:OE2	2.03	0.41
2:R:780:GLU:O	2:R:782:GLY:N	2.53	0.41
2:R:786:TYR:CE1	2:R:792:TYR:CE2	3.08	0.41
2:R:808:LYS:O	2:R:809:GLY:C	2.59	0.41
2:R:981:LYS:HG2	4:S:166:TYR:CE2	2.56	0.41

Continued on next page...

Continued from previous page...

Atom-1	Atom-2	Interatomic distance (Å)	Clash overlap (Å)
5:T:39:LEU:O	5:T:40:LYS:C	2.58	0.41
1:W:139:THR:HG23	1:W:139:THR:O	2.19	0.41
1:W:338:GLY:HA3	1:W:444:ARG:CG	2.51	0.41
1:W:517:THR:HG22	1:W:518:LYS:N	2.35	0.41
1:W:651:VAL:CG1	1:W:743:MET:HB3	2.44	0.41
1:W:757:ILE:HG22	1:W:765:THR:HG21	2.02	0.41
1:W:870:ARG:HH22	3:Y:36:ILE:HD13	1.82	0.41
1:A:124:ARG:C	1:A:126:PRO:HD2	2.40	0.41
1:A:269:LEU:HA	1:A:269:LEU:HD23	1.93	0.41
1:A:81:VAL:CG2	1:A:269:LEU:HB3	2.49	0.41
2:B:1042:PHE:C	2:B:1044:THR:H	2.23	0.41
2:B:108:ASN:C	2:B:110:ILE:N	2.72	0.41
2:B:209:LYS:O	2:B:210:ASP:HB3	2.20	0.41
2:B:594:ARG:NH1	2:B:615:LYS:CG	2.83	0.41
2:B:647:SER:HB2	2:B:648:PRO:HD3	2.02	0.41
3:C:193:LEU:O	3:C:195:GLU:N	2.53	0.41
3:C:320:MET:HG2	3:C:327:ARG:O	2.21	0.41
4:D:46:PHE:CG	4:D:55:ASP:OD2	2.73	0.41
5:E:37:LYS:O	5:E:44:LEU:HA	2.19	0.41
5:E:78:VAL:HA	5:E:79:PRO:HD3	1.92	0.41
7:G:29:ILE:HD12	7:G:42:ILE:HG13	2.01	0.41
9:I:62:ILE:HA	9:I:62:ILE:HD13	1.84	0.41
2:R:423:LEU:HB2	2:R:716:TYR:HD1	1.85	0.41
2:R:485:GLU:OE1	2:R:528:ARG:NH1	2.54	0.41
2:R:767:LYS:HG3	2:R:768:TYR:CD1	2.51	0.41
7:V:103:VAL:HG13	7:V:104:LYS:N	2.34	0.41
7:V:25:ASN:HA	7:V:44:ASP:CG	2.41	0.41
1:W:45:MET:CE	1:W:46:ASP:OD1	2.67	0.41
1:W:863:GLY:HA2	3:Y:311:ARG:HH22	1.85	0.41
1:W:879:LYS:NZ	3:Y:46:ASP:HB3	2.35	0.41
1:A:499:ALA:HB3	2:B:737:MET:CE	2.50	0.41
1:A:509:LEU:HD23	1:A:552:VAL:CG2	2.49	0.41
2:B:1007:ARG:CZ	2:B:1028:GLY:H	2.33	0.41
2:B:115:GLU:HG2	2:B:384:LEU:HD12	2.02	0.41
2:B:163:VAL:HG13	2:B:163:VAL:O	2.20	0.41
2:B:590:PRO:O	2:B:615:LYS:HD2	2.20	0.41
2:B:630:ALA:HB3	2:B:636:LEU:HD13	2.02	0.41
2:B:675:MET:HG2	2:B:882:ALA:CB	2.51	0.41
2:B:732:PHE:O	2:B:733:THR:CG2	2.69	0.41
3:C:327:ARG:HG3	3:C:334:VAL:HG22	2.02	0.41
4:D:8:LYS:HG3	4:D:13:ILE:HG12	2.03	0.41

Continued on next page...

Continued from previous page...

Atom-1	Atom-2	Interatomic distance (Å)	Clash overlap (Å)
4:D:160:SER:HB3	4:D:233:VAL:HG12	2.02	0.41
4:D:176:CYS:O	4:D:195:LEU:HD11	2.20	0.41
4:D:49:ASN:OD1	4:D:139:ILE:HD11	2.20	0.41
7:G:115:ILE:N	7:G:115:ILE:HD12	2.34	0.41
7:G:31:MET:HE2	7:G:55:VAL:HG11	2.03	0.41
2:R:456:MET:HG2	2:R:471:LYS:HD2	2.01	0.41
2:R:727:LEU:HD22	2:R:991:VAL:HG21	2.03	0.41
2:R:792:TYR:CE1	2:R:812:VAL:HG21	2.55	0.41
2:R:783:VAL:HG11	2:R:834:ALA:N	2.36	0.41
4:S:176:CYS:HB3	4:S:195:LEU:HD11	2.02	0.41
4:S:13:ILE:HG21	4:S:242:LEU:HD11	2.02	0.41
4:S:94:THR:O	4:S:94:THR:HG23	2.20	0.41
1:W:219:ILE:O	1:W:219:ILE:HG22	2.19	0.41
2:R:1004:ILE:CD1	1:W:441:LEU:HD22	2.50	0.41
1:W:569:SER:HA	1:W:573:ARG:O	2.21	0.41
1:W:13:ILE:HG12	3:Y:358:ALA:HB1	2.02	0.41
3:Y:62:GLY:O	3:Y:63:LEU:HG	2.20	0.41
1:A:675:LEU:O	1:A:675:LEU:HD23	2.20	0.41
2:B:1096:VAL:CG1	2:B:1097:SER:N	2.84	0.41
1:A:761:TYR:CE1	2:B:451:THR:HG22	2.56	0.41
2:B:73:VAL:O	2:B:73:VAL:HG13	2.20	0.41
2:B:792:TYR:CE1	2:B:812:VAL:HG21	2.55	0.41
2:B:71:PRO:HA	2:B:97:ALA:HB2	2.02	0.41
3:C:347:PHE:O	3:C:348:GLU:HB3	2.20	0.41
4:D:13:ILE:HG21	4:D:242:LEU:HD11	2.03	0.41
9:I:71:ARG:HB3	9:I:73:VAL:HG22	2.02	0.41
2:R:17:ILE:HG12	2:R:21:PHE:CE2	2.56	0.41
2:R:231:ARG:C	2:R:233:LEU:H	2.24	0.41
2:R:872:LEU:HD23	2:R:873:ARG:H	1.84	0.41
2:R:918:LEU:HD12	1:W:646:MET:HG2	2.02	0.41
4:S:107:LYS:O	4:S:133:LEU:HB2	2.20	0.41
5:T:6:LYS:H	6:U:8:GLU:HB2	1.86	0.41
5:T:98:PHE:HA	5:T:106:GLY:O	2.20	0.41
1:W:60:THR:HG21	1:W:71:HIS:CG	2.56	0.41
1:W:831:ARG:HA	3:Y:68:GLU:O	2.20	0.41
1:A:122:LYS:O	1:A:126:PRO:HG3	2.20	0.41
1:A:370:ASP:OD1	1:A:389:ARG:NH1	2.51	0.41
1:A:323:ARG:HB2	2:B:1029:LEU:HD21	2.02	0.41
2:B:1059:THR:HB	2:B:1061:ILE:HD12	2.03	0.41
2:B:653:ILE:CD1	2:B:653:ILE:H	2.28	0.41
2:B:682:LEU:HD22	12:N:55:ILE:HD12	2.02	0.41

Continued on next page...

Continued from previous page...

Atom-1	Atom-2	Interatomic distance (Å)	Clash overlap (Å)
2:B:734:GLY:HA3	2:B:735:TYR:CB	2.50	0.41
3:C:120:PRO:HB2	3:C:256:SER:CB	2.51	0.41
1:A:855:VAL:HG13	3:C:63:LEU:O	2.20	0.41
4:D:65:ILE:HG23	4:D:128:ILE:CD1	2.51	0.41
4:D:17:PHE:CD2	4:D:25:VAL:HG22	2.54	0.41
4:D:94:THR:O	4:D:94:THR:HG23	2.21	0.41
5:E:119:LYS:O	5:E:131:LYS:HA	2.20	0.41
5:E:36:GLU:O	5:E:37:LYS:HG3	2.20	0.41
6:F:8:GLU:OE1	6:F:10:HIS:ND1	2.54	0.41
9:I:59:THR:HB	9:I:63:SER:OG	2.21	0.41
10:J:69:GLU:CD	10:J:73:LYS:HE3	2.41	0.41
10:Q:54:LEU:C	10:Q:55:LEU:HD12	2.41	0.41
10:Q:57:GLY:C	10:Q:61:VAL:CG1	2.89	0.41
5:T:124:ARG:O	5:T:126:ILE:N	2.54	0.41
5:T:50:ASN:HB2	5:T:73:ASP:HB2	2.03	0.41
1:W:46:ASP:H	1:W:47:PRO:CD	2.34	0.41
1:A:555:PHE:CD2	1:A:631:LEU:HD13	2.56	0.41
2:B:161:GLU:OE1	2:B:419:ARG:NH1	2.54	0.41
3:C:25:PRO:HG3	3:C:33:LYS:HD3	2.02	0.41
4:D:11:LYS:O	4:D:231:GLU:HA	2.20	0.41
6:F:21:LEU:O	6:F:24:VAL:HG12	2.20	0.41
7:G:46:ILE:HA	7:G:46:ILE:HD12	1.92	0.41
7:G:13:CYS:O	7:G:55:VAL:HG12	2.20	0.41
9:K:62:ILE:HD13	9:K:62:ILE:HA	1.78	0.41
13:P:21:LEU:HD22	13:P:22:PRO:HA	2.02	0.41
2:R:236:LEU:HD21	2:R:268:VAL:CG2	2.50	0.41
2:R:807:VAL:HG12	2:R:842:THR:HG21	2.03	0.41
2:R:843:ARG:HB2	2:R:846:GLU:HB2	2.03	0.41
4:S:154:ALA:C	4:S:156:PHE:N	2.74	0.41
5:T:82:GLN:H	5:T:146:VAL:HG13	1.85	0.41
5:T:86:GLU:O	6:U:44:VAL:HG23	2.21	0.41
7:V:13:CYS:O	7:V:55:VAL:HG12	2.21	0.41
1:W:45:MET:CE	1:W:45:MET:O	2.68	0.41
1:W:833:GLU:HG3	1:W:839:ARG:HD2	2.02	0.41
1:W:856:PHE:HE2	1:W:858:MET:HB3	1.83	0.41
3:Y:102:LEU:HD21	3:Y:119:THR:OG1	2.19	0.41
3:Y:32:LEU:O	3:Y:33:LYS:C	2.59	0.41
3:Y:340:SER:HA	3:Y:364:GLU:HG3	2.02	0.41
1:A:108:GLU:O	1:A:109:ASP:C	2.58	0.41
2:B:1065:ASP:OD2	2:B:1118:LEU:HD13	2.20	0.41
2:B:136:TYR:HB2	2:B:141:LEU:CD1	2.51	0.41

Continued on next page...

Continued from previous page...

Atom-1	Atom-2	Interatomic distance (Å)	Clash overlap (Å)
2:B:773:GLU:CG	2:B:774:ASP:N	2.82	0.41
2:B:966:LEU:CD2	4:D:208:GLU:HG3	2.51	0.41
2:B:675:MET:HG3	2:B:996:LEU:HD21	2.02	0.41
3:C:234:ILE:HG22	3:C:235:LYS:N	2.35	0.41
3:C:284:PHE:HB3	3:C:288:ALA:CB	2.51	0.41
4:D:164:VAL:HA	4:D:227:ILE:O	2.21	0.41
2:B:966:LEU:CD2	4:D:184:PRO:HG3	2.51	0.41
5:E:141:LYS:HE3	6:F:46:LYS:NZ	2.35	0.41
6:F:62:ILE:HG22	6:F:63:ILE:N	2.36	0.41
7:G:9:ILE:HB	7:G:59:ILE:O	2.21	0.41
11:L:86:GLU:O	11:L:90:LEU:HB2	2.21	0.41
11:M:82:HIS:NE2	11:M:86:GLU:OE2	2.54	0.41
2:R:732:PHE:CG	2:R:733:THR:N	2.89	0.41
2:R:902:TYR:CZ	2:R:974:TYR:HB2	2.56	0.41
5:T:164:MET:O	5:T:167:PRO:HD3	2.20	0.41
5:T:82:GLN:OE1	6:U:88:ILE:HB	2.21	0.41
1:W:146:CYS:HA	1:W:147:PRO:HD3	1.92	0.41
1:W:271:TYR:CZ	1:W:285:PRO:HB3	2.56	0.41
1:W:326:ILE:HG21	1:W:462:MET:CG	2.50	0.41
1:A:141:MET:HA	1:A:148:HIS:HB2	2.02	0.41
1:A:47:PRO:O	1:A:48:ARG:HB2	2.20	0.41
1:A:696:LEU:O	1:A:696:LEU:HD22	2.20	0.41
1:A:830:LEU:HD13	3:C:315:LEU:HD21	2.03	0.41
2:B:212:THR:O	2:B:213:PHE:CB	2.67	0.41
2:B:782:GLY:O	2:B:783:VAL:C	2.59	0.41
2:B:9:SER:HB3	2:B:12:GLU:OE1	2.21	0.41
3:C:122:MET:HB2	3:C:253:THR:OG1	2.21	0.41
3:C:127:THR:O	3:C:131:LYS:HD2	2.21	0.41
5:E:108:VAL:HB	5:E:162:LEU:HB2	2.03	0.41
5:E:84:VAL:CG2	6:F:75:ILE:CD1	2.99	0.41
7:G:40:PHE:HA	7:G:92:TYR:CD1	2.56	0.41
1:A:542:PRO:HD3	7:G:70:ASP:O	2.21	0.41
4:D:129:PRO:HG2	12:N:3:ILE:HD11	2.01	0.41
2:R:1007:ARG:CZ	2:R:1028:GLY:H	2.33	0.41
2:R:66:ILE:CG2	2:R:67:ARG:N	2.83	0.41
1:W:466:VAL:HG12	1:W:468:GLN:NE2	2.35	0.41
1:W:548:GLY:O	1:W:551:VAL:HG13	2.21	0.41
1:A:275:THR:HG23	1:A:279:ASN:OD1	2.21	0.41
1:A:532:ILE:HG13	1:A:533:ASP:N	2.35	0.41
1:A:662:TYR:HA	1:A:665:ILE:HG12	2.03	0.41
2:B:356:LEU:O	2:B:359:VAL:HG12	2.21	0.41

Continued on next page...

Continued from previous page...

Atom-1	Atom-2	Interatomic distance (Å)	Clash overlap (Å)
2:B:619:LEU:HD22	2:B:623:GLU:HG2	2.02	0.41
2:B:476:MET:CE	2:B:645:ILE:HD12	2.50	0.41
3:C:103:GLY:O	3:C:106:ARG:HB3	2.21	0.41
4:D:37:PRO:CG	4:D:78:TRP:CZ3	3.04	0.41
5:E:123:VAL:HG13	5:E:127:ILE:CG1	2.49	0.41
5:E:30:LEU:HD22	5:E:72:PHE:CD2	2.56	0.41
2:R:491:THR:HG22	2:R:495:MET:HE2	2.03	0.41
2:R:332:ARG:HD2	2:R:565:PHE:CD1	2.56	0.41
2:R:76:SER:HA	2:R:77:ASP:HA	1.83	0.41
2:R:808:LYS:NZ	2:R:847:MET:CE	2.84	0.41
2:R:949:TYR:O	2:R:950:LYS:HD2	2.21	0.41
7:V:96:ILE:HD13	7:V:101:LEU:HD22	2.01	0.41
1:W:402:ALA:HB1	1:W:403:PRO:HD2	2.03	0.41
1:W:675:LEU:HD23	1:W:675:LEU:O	2.20	0.41
3:Y:104:LEU:HD13	3:Y:108:ILE:CD1	2.51	0.41
3:Y:149:ILE:O	3:Y:153:VAL:HG12	2.21	0.41
3:Y:216:ILE:O	3:Y:217:ALA:HB3	2.21	0.41
1:A:777:GLU:H	1:A:777:GLU:CD	2.24	0.40
1:A:322:SER:C	2:B:1029:LEU:HD11	2.42	0.40
2:B:372:LEU:HD22	2:B:376:LYS:HG3	2.04	0.40
2:B:597:ILE:CD1	2:B:605:ILE:HA	2.51	0.40
3:C:145:GLU:HG3	3:C:240:ALA:HB3	2.02	0.40
3:C:265:LYS:H	3:C:265:LYS:HD2	1.84	0.40
2:B:1040:ILE:HD11	3:C:373:ILE:CD1	2.51	0.40
3:C:383:THR:HA	9:K:30:TYR:HB3	2.03	0.40
3:C:388:LEU:HD11	9:K:35:VAL:CG1	2.51	0.40
4:D:224:ASP:HA	4:D:226:TYR:CZ	2.55	0.40
5:E:98:PHE:HA	5:E:106:GLY:O	2.21	0.40
7:G:114:LYS:O	7:G:115:ILE:HD12	2.20	0.40
10:J:54:LEU:C	10:J:55:LEU:HD12	2.42	0.40
4:D:24:PHE:HA	11:L:27:LEU:CD1	2.50	0.40
13:P:5:ARG:HG3	13:P:6:CYS:N	2.34	0.40
10:Q:52:ASP:O	10:Q:55:LEU:HB2	2.21	0.40
2:R:112:ALA:O	2:R:113:GLU:HG3	2.20	0.40
2:R:224:ILE:HG23	2:R:225:PRO:HD2	2.03	0.40
2:R:734:GLY:H	2:R:735:TYR:HD2	1.69	0.40
2:R:914:ASN:OD1	2:R:916:HIS:HB2	2.21	0.40
2:R:947:PRO:HB2	2:R:948:PHE:CE2	2.56	0.40
2:R:928:MET:HE3	2:R:953:ILE:HD12	2.02	0.40
4:S:83:ILE:CD1	4:S:84:ASP:H	2.34	0.40
6:U:51:SER:HA	6:U:54:LYS:HD2	2.02	0.40

Continued on next page...

Continued from previous page...

Atom-1	Atom-2	Interatomic distance (Å)	Clash overlap (Å)
7:V:14:GLU:OE2	7:V:54:LYS:HE2	2.20	0.40
1:W:109:ASP:O	1:W:112:GLU:C	2.59	0.40
1:W:279:ASN:HB3	1:W:300:GLN:OE1	2.22	0.40
1:W:47:PRO:O	1:W:48:ARG:HB2	2.21	0.40
1:W:503:ILE:HG21	1:W:731:THR:O	2.21	0.40
1:W:575:CYS:O	1:W:576:LYS:HB2	2.22	0.40
1:W:666:ASP:HA	1:W:669:LYS:HD2	2.03	0.40
1:W:572:PRO:HD2	1:W:730:ARG:HH12	1.86	0.40
2:R:855:ILE:O	13:X:34:ILE:HG23	2.21	0.40
4:S:45:TYR:CE2	13:X:44:ILE:HG23	2.55	0.40
3:Y:237:ILE:HA	3:Y:255:GLY:HA3	2.03	0.40
3:Y:369:VAL:HG12	3:Y:379:ILE:HG22	2.04	0.40
1:A:648:LEU:HD21	1:A:787:ARG:HH11	1.82	0.40
1:A:668:ALA:HB2	1:A:707:LEU:HD13	2.00	0.40
1:A:806:LEU:HB3	2:B:467:SER:OG	2.22	0.40
1:A:98:CYS:O	1:A:99:ARG:HB2	2.21	0.40
2:B:101:LEU:HD12	2:B:103:MET:HE2	2.03	0.40
2:B:1057:ASP:O	2:B:1097:SER:HA	2.21	0.40
2:B:333:ARG:HH11	2:B:333:ARG:HB3	1.86	0.40
2:B:41:LYS:O	2:B:43:GLN:N	2.53	0.40
2:B:647:SER:O	2:B:650:ILE:HG12	2.21	0.40
2:B:46:ILE:CG2	2:B:66:ILE:HD11	2.50	0.40
2:B:902:TYR:HD1	2:B:903:THR:O	2.05	0.40
3:C:232:LYS:HB3	3:C:232:LYS:HE2	1.79	0.40
1:A:855:VAL:HB	3:C:311:ARG:HH12	1.86	0.40
2:B:974:TYR:CZ	4:D:165:ARG:HA	2.56	0.40
4:D:253:ILE:HG13	11:L:73:ILE:CG2	2.49	0.40
3:C:392:PRO:HB3	5:E:18:PHE:CD1	2.57	0.40
2:R:525:LEU:CD2	2:R:571:VAL:HB	2.52	0.40
2:R:767:LYS:CG	2:R:768:TYR:CD1	3.04	0.40
5:T:123:VAL:O	5:T:123:VAL:CG1	2.69	0.40
6:U:71:VAL:HG13	6:U:72:LEU:HD12	2.03	0.40
6:U:80:PRO:O	6:U:83:VAL:HG12	2.21	0.40
7:V:9:ILE:HB	7:V:59:ILE:O	2.21	0.40
1:W:11:PHE:HB2	3:Y:362:ASP:O	2.21	0.40
1:W:419:PHE:CE2	1:W:462:MET:HE1	2.56	0.40
1:W:876:VAL:C	1:W:878:TRP:N	2.75	0.40
13:X:33:ILE:N	13:X:33:ILE:CD1	2.83	0.40
2:R:796:GLU:OE2	13:X:39:LYS:HE2	2.21	0.40
3:Y:284:PHE:HB3	3:Y:288:ALA:CB	2.52	0.40
3:Y:63:LEU:HD23	3:Y:63:LEU:HA	1.96	0.40

Continued on next page...

Continued from previous page...

Atom-1	Atom-2	Interatomic distance (Å)	Clash overlap (Å)
1:A:192:VAL:HG21	1:A:199:PRO:HB3	2.03	0.40
1:A:879:LYS:NZ	3:C:44:THR:HG22	2.36	0.40
2:B:31:LEU:CD2	2:B:125:MET:CE	2.98	0.40
2:B:25:GLY:O	2:B:27:VAL:N	2.54	0.40
2:B:308:ALA:C	2:B:310:ASP:H	2.24	0.40
2:B:535:ASP:OD2	2:B:538:GLU:OE2	2.39	0.40
2:B:800:VAL:HG22	2:B:814:ILE:HG23	2.03	0.40
3:C:70:ILE:N	3:C:70:ILE:CD1	2.84	0.40
4:D:95:LYS:HD3	4:D:142:GLU:OE2	2.22	0.40
6:F:71:VAL:HG13	6:F:72:LEU:HD12	2.04	0.40
8:H:65:ILE:HD12	8:H:78:TYR:HA	2.03	0.40
2:B:977:ARG:HB2	11:L:22:HIS:ND1	2.35	0.40
2:R:9:SER:HB3	2:R:12:GLU:OE1	2.21	0.40
2:R:399:HIS:O	2:R:403:THR:CG2	2.69	0.40
2:R:631:LEU:O	2:R:632:GLU:OE1	2.37	0.40
2:R:759:ARG:CG	2:R:760:LEU:N	2.83	0.40
2:R:784:ARG:HD3	2:R:785:GLY:H	1.85	0.40
4:S:101:GLU:HB2	4:S:137:GLN:O	2.21	0.40
4:S:115:LYS:O	4:S:116:SER:HB2	2.21	0.40
4:S:203:CYS:SG	4:S:204:THR:N	2.94	0.40
5:T:108:VAL:HB	5:T:162:LEU:HB2	2.02	0.40
1:W:388:LEU:HA	1:W:391:VAL:HG22	2.04	0.40
1:W:532:ILE:HG13	1:W:533:ASP:O	2.22	0.40
1:W:591:GLY:O	1:W:592:ILE:HD13	2.21	0.40
3:Y:262:LEU:CD2	3:Y:269:ILE:HD12	2.51	0.40
3:Y:286:ILE:HG23	3:Y:324:GLY:O	2.21	0.40
3:Y:322:ARG:O	3:Y:323:THR:CB	2.69	0.40
1:A:141:MET:HA	1:A:148:HIS:CG	2.55	0.40
1:A:598:PHE:CE1	1:A:611:ILE:CD1	3.05	0.40
1:A:552:VAL:CG1	1:A:598:PHE:CE2	3.04	0.40
1:A:524:ILE:CG2	1:A:634:VAL:HG13	2.52	0.40
1:A:664:GLU:OE2	1:A:707:LEU:HD22	2.22	0.40
2:B:1074:ASP:CB	2:B:1075:LYS:CA	2.98	0.40
2:B:597:ILE:HB	2:B:603:GLY:HA3	2.03	0.40
2:B:895:ILE:HA	2:B:896:PRO:HD3	1.86	0.40
5:E:167:PRO:HA	5:E:169:LEU:HD13	2.02	0.40
7:G:96:ILE:HD13	7:G:101:LEU:HD21	2.03	0.40
9:I:27:LEU:N	9:I:27:LEU:HD12	2.37	0.40
2:R:176:LEU:HD21	2:R:343:ASN:OD1	2.21	0.40
2:R:699:HIS:CE1	4:S:57:ILE:CD1	3.04	0.40
2:R:942:ILE:O	2:R:943:VAL:HB	2.21	0.40

Continued on next page...

Continued from previous page...

Atom-1	Atom-2	Interatomic distance (Å)	Clash overlap (Å)
2:R:947:PRO:O	2:R:948:PHE:CD2	2.75	0.40
7:V:11:LEU:HD23	7:V:33:CYS:SG	2.62	0.40
7:V:70:ASP:O	1:W:541:ALA:CB	2.69	0.40
1:W:184:LEU:HD22	1:W:204:PRO:HB2	2.03	0.40
1:W:552:VAL:CG1	1:W:598:PHE:CE2	3.05	0.40
1:W:524:ILE:CG2	1:W:634:VAL:HG13	2.51	0.40
1:W:563:HIS:CD2	1:W:872:PHE:HE2	2.39	0.40
3:Y:292:ILE:C	3:Y:292:ILE:HD13	2.40	0.40
3:Y:303:GLU:C	3:Y:303:GLU:OE1	2.59	0.40
3:Y:81:PRO:HA	3:Y:84:GLN:OE1	2.21	0.40
1:A:648:LEU:HB2	2:B:927:ILE:CG2	2.52	0.40
1:A:503:ILE:HG21	1:A:731:THR:O	2.21	0.40
2:B:367:ASP:O	2:B:371:GLN:N	2.55	0.40
2:B:492:LEU:HD13	2:B:523:VAL:HG11	2.03	0.40
2:B:690:ARG:HB3	2:B:692:ASP:OD1	2.21	0.40
5:E:167:PRO:CA	5:E:169:LEU:H	2.34	0.40
12:N:3:ILE:HG12	12:N:18:TRP:HB2	2.03	0.40
12:O:35:LEU:HD13	12:O:46:ARG:HD3	2.03	0.40
10:Q:61:VAL:C	10:Q:63:GLU:H	2.24	0.40
2:R:1042:PHE:C	2:R:1044:THR:H	2.24	0.40
2:R:1074:ASP:CB	2:R:1075:LYS:CA	2.96	0.40
2:R:1103:LEU:O	2:R:1107:LEU:HG	2.21	0.40
2:R:170:LEU:HD21	2:R:176:LEU:HD12	2.00	0.40
2:R:808:LYS:HE3	2:R:847:MET:HE1	2.04	0.40
2:R:873:ARG:NH2	2:R:1002:ASP:OD2	2.54	0.40
5:T:101:LEU:CD1	5:T:101:LEU:N	2.85	0.40
5:T:70:VAL:HG13	5:T:72:PHE:CE2	2.57	0.40
7:V:72:CYS:HA	7:V:114:LYS:HA	2.02	0.40
1:W:10:LYS:HG2	3:Y:363:VAL:HG13	2.03	0.40
1:W:187:VAL:HG23	1:W:187:VAL:O	2.21	0.40
1:W:366:ILE:HD13	1:W:366:ILE:O	2.22	0.40
1:W:563:HIS:CD2	1:W:872:PHE:CE2	3.10	0.40
1:W:696:LEU:HD13	1:W:700:ILE:HD12	2.04	0.40
1:W:91:TYR:CE1	1:W:95:LYS:HD2	2.56	0.40
1:W:95:LYS:O	1:W:96:ALA:HB2	2.22	0.40
3:Y:170:ASP:O	3:Y:174:LEU:CD1	2.70	0.40
3:Y:70:ILE:CD1	3:Y:70:ILE:N	2.84	0.40

There are no symmetry-related clashes.

5.3 Torsion angles

5.3.1 Protein backbone

In the following table, the Percentiles column shows the percent Ramachandran outliers of the chain as a percentile score with respect to all X-ray entries followed by that with respect to entries of similar resolution.

The Analysed column shows the number of residues for which the backbone conformation was analysed, and the total number of residues.

Mol	Chain	Analysed	Favoured	Allowed	Outliers	Percentiles	
1	A	823/880 (94%)	669 (81%)	120 (15%)	34 (4%)	3	27
1	W	823/880 (94%)	672 (82%)	111 (14%)	40 (5%)	2	24
2	B	1077/1131 (95%)	887 (82%)	118 (11%)	72 (7%)	1	19
2	R	1077/1131 (95%)	881 (82%)	122 (11%)	74 (7%)	1	18
3	C	364/395 (92%)	278 (76%)	63 (17%)	23 (6%)	1	20
3	Y	364/395 (92%)	282 (78%)	54 (15%)	28 (8%)	1	15
4	D	258/265 (97%)	219 (85%)	31 (12%)	8 (3%)	4	33
4	S	258/265 (97%)	220 (85%)	30 (12%)	8 (3%)	4	33
5	E	160/180 (89%)	127 (79%)	21 (13%)	12 (8%)	1	15
5	T	160/180 (89%)	125 (78%)	24 (15%)	11 (7%)	1	18
6	F	88/113 (78%)	75 (85%)	11 (12%)	2 (2%)	6	38
6	U	88/113 (78%)	77 (88%)	9 (10%)	2 (2%)	6	38
7	G	108/132 (82%)	89 (82%)	15 (14%)	4 (4%)	3	29
7	V	108/132 (82%)	88 (82%)	16 (15%)	4 (4%)	3	29
8	H	72/84 (86%)	59 (82%)	9 (12%)	4 (6%)	2	21
8	Z	72/84 (86%)	59 (82%)	7 (10%)	6 (8%)	1	13
9	I	80/95 (84%)	64 (80%)	9 (11%)	7 (9%)	1	12
9	K	80/95 (84%)	64 (80%)	9 (11%)	7 (9%)	1	12
10	J	37/104 (36%)	27 (73%)	8 (22%)	2 (5%)	2	22
10	Q	37/104 (36%)	27 (73%)	8 (22%)	2 (5%)	2	22
11	L	89/92 (97%)	78 (88%)	9 (10%)	2 (2%)	6	39
11	M	89/92 (97%)	79 (89%)	8 (9%)	2 (2%)	6	39
12	N	62/66 (94%)	50 (81%)	10 (16%)	2 (3%)	4	32
12	O	62/66 (94%)	50 (81%)	9 (14%)	3 (5%)	2	24
13	P	43/48 (90%)	33 (77%)	7 (16%)	3 (7%)	1	17

Continued on next page...

Continued from previous page...

Mol	Chain	Analysed	Favoured	Allowed	Outliers	Percentiles	
13	X	43/48 (90%)	33 (77%)	7 (16%)	3 (7%)	1	17
All	All	6522/7170 (91%)	5312 (81%)	845 (13%)	365 (6%)	2	21

All (365) Ramachandran outliers are listed below:

Mol	Chain	Res	Type
1	A	23	SER
1	A	103	ARG
1	A	108	GLU
1	A	683	GLU
1	A	737	VAL
2	B	28	ARG
2	B	108	ASN
2	B	213	PHE
2	B	331	GLY
2	B	405	ASN
2	B	460	GLU
2	B	521	SER
2	B	590	PRO
2	B	591	LEU
2	B	600	LEU
2	B	602	SER
2	B	605	ILE
2	B	735	TYR
2	B	766	VAL
2	B	768	TYR
2	B	770	GLY
2	B	835	LYS
2	B	950	LYS
2	B	1061	ILE
2	B	1070	ILE
3	C	162	SER
3	C	177	LYS
3	C	192	LYS
3	C	193	LEU
3	C	217	ALA
3	C	236	GLY
3	C	324	GLY
4	D	90	GLU
5	E	114	THR
5	E	116	ASP
5	E	124	ARG

Continued on next page...

Continued from previous page...

Mol	Chain	Res	Type
5	E	126	ILE
5	E	133	LYS
5	E	167	PRO
7	G	17	SER
7	G	105	ILE
8	H	13	ILE
9	I	51	ILE
9	I	52	ASP
9	I	53	ILE
9	I	56	ILE
10	J	56	ASN
9	K	51	ILE
9	K	52	ASP
9	K	53	ILE
9	K	56	ILE
13	P	6	CYS
10	Q	56	ASN
2	R	108	ASN
2	R	213	PHE
2	R	405	ASN
2	R	460	GLU
2	R	521	SER
2	R	533	TYR
2	R	590	PRO
2	R	591	LEU
2	R	600	LEU
2	R	602	SER
2	R	605	ILE
2	R	735	TYR
2	R	766	VAL
2	R	768	TYR
2	R	835	LYS
2	R	950	LYS
2	R	1026	GLU
2	R	1061	ILE
2	R	1070	ILE
4	S	90	GLU
5	T	114	THR
5	T	116	ASP
5	T	124	ARG
5	T	126	ILE
5	T	133	LYS

Continued on next page...

Continued from previous page...

Mol	Chain	Res	Type
5	T	167	PRO
7	V	17	SER
7	V	105	ILE
1	W	23	SER
1	W	103	ARG
1	W	108	GLU
1	W	683	GLU
1	W	737	VAL
13	X	6	CYS
3	Y	177	LYS
3	Y	192	LYS
3	Y	193	LEU
3	Y	217	ALA
3	Y	324	GLY
8	Z	13	ILE
1	A	96	ALA
1	A	280	GLU
1	A	310	ARG
1	A	332	ILE
1	A	391	VAL
1	A	734	ARG
1	A	812	ARG
1	A	876	VAL
2	B	24	LYS
2	B	46	ILE
2	B	418	ASP
2	B	533	TYR
2	B	598	GLU
2	B	599	LYS
2	B	771	GLY
2	B	772	GLN
2	B	797	ASP
2	B	809	GLY
2	B	877	ILE
2	B	1026	GLU
2	B	1072	TRP
3	C	12	TYR
3	C	194	GLY
3	C	245	LYS
3	C	365	GLU
4	D	206	CYS
5	E	125	GLY

Continued on next page...

Continued from previous page...

Mol	Chain	Res	Type
5	E	137	GLN
7	G	103	VAL
9	I	14	HIS
9	I	61	VAL
9	K	61	VAL
13	P	5	ARG
2	R	24	LYS
2	R	49	GLN
2	R	331	GLY
2	R	418	ASP
2	R	598	GLU
2	R	599	LYS
2	R	770	GLY
2	R	771	GLY
2	R	797	ASP
2	R	809	GLY
2	R	877	ILE
2	R	943	VAL
2	R	1029	LEU
2	R	1072	TRP
4	S	117	GLU
5	T	137	GLN
7	V	99	PHE
7	V	103	VAL
1	W	96	ALA
1	W	256	GLY
1	W	308	ARG
1	W	310	ARG
1	W	332	ILE
1	W	391	VAL
1	W	605	ASN
1	W	734	ARG
1	W	812	ARG
1	W	876	VAL
13	X	13	PHE
3	Y	12	TYR
3	Y	82	GLY
3	Y	162	SER
3	Y	194	GLY
3	Y	245	LYS
3	Y	349	VAL
1	A	109	ASP

Continued on next page...

Continued from previous page...

Mol	Chain	Res	Type
1	A	148	HIS
1	A	290	ARG
1	A	532	ILE
1	A	536	GLU
1	A	849	ALA
2	B	49	GLN
2	B	116	GLU
2	B	250	GLU
2	B	256	PHE
2	B	375	SER
2	B	407	VAL
2	B	417	LEU
2	B	606	THR
2	B	734	GLY
2	B	918	LEU
2	B	943	VAL
2	B	982	ILE
2	B	985	ARG
2	B	1029	LEU
3	C	53	ASP
3	C	113	ALA
3	C	114	LYS
3	C	171	ASN
3	C	211	ALA
4	D	83	ILE
4	D	85	CYS
4	D	117	GLU
5	E	40	LYS
7	G	99	PHE
10	J	57	GLY
9	K	14	HIS
9	K	91	SER
11	L	19	GLY
11	M	19	GLY
13	P	13	PHE
10	Q	57	GLY
2	R	26	LEU
2	R	28	ARG
2	R	250	GLU
2	R	256	PHE
2	R	375	SER
2	R	406	TRP

Continued on next page...

Continued from previous page...

Mol	Chain	Res	Type
2	R	417	LEU
2	R	453	TRP
2	R	772	GLN
2	R	918	LEU
2	R	985	ARG
4	S	83	ILE
4	S	85	CYS
4	S	206	CYS
5	T	40	LYS
5	T	82	GLN
1	W	107	SER
1	W	109	ASP
1	W	148	HIS
1	W	280	GLU
1	W	290	ARG
1	W	393	ASP
1	W	541	ALA
1	W	682	GLY
1	W	849	ALA
13	X	5	ARG
3	Y	53	ASP
3	Y	114	LYS
3	Y	127	THR
3	Y	170	ASP
3	Y	201	SER
3	Y	365	GLU
8	Z	15	TYR
1	A	79	ARG
1	A	256	GLY
1	A	308	ARG
1	A	393	ASP
1	A	541	ALA
1	A	601	LYS
2	B	26	LEU
2	B	437	ALA
2	B	453	TRP
2	B	738	GLU
2	B	781	PRO
2	B	949	TYR
2	B	951	THR
3	C	161	ALA
3	C	170	ASP

Continued on next page...

Continued from previous page...

Mol	Chain	Res	Type
3	C	201	SER
3	C	216	ILE
3	C	234	ILE
4	D	193	GLY
5	E	82	GLN
8	H	15	TYR
8	H	81	VAL
9	I	91	SER
12	N	41	LYS
12	O	41	LYS
2	R	116	GLU
2	R	210	ASP
2	R	437	ALA
2	R	535	ASP
2	R	606	THR
2	R	734	GLY
2	R	738	GLU
2	R	839	SER
2	R	949	TYR
2	R	951	THR
2	R	982	ILE
2	R	1053	LEU
2	R	1073	TYR
5	T	125	GLY
1	W	46	ASP
1	W	79	ARG
1	W	287	SER
1	W	413	ASP
1	W	536	GLU
3	Y	113	ALA
3	Y	171	ASN
3	Y	216	ILE
3	Y	234	ILE
8	Z	81	VAL
1	A	46	ASP
1	A	47	PRO
1	A	287	SER
1	A	682	GLY
2	B	71	PRO
2	B	74	ARG
2	B	183	GLY
2	B	210	ASP

Continued on next page...

Continued from previous page...

Mol	Chain	Res	Type
2	B	334	GLU
2	B	535	ASP
2	B	706	VAL
2	B	839	SER
2	B	907	VAL
2	B	1044	THR
3	C	44	THR
3	C	349	VAL
4	D	9	ASP
4	D	79	PRO
5	E	120	TYR
11	L	10	SER
11	M	10	SER
12	N	6	ARG
12	O	6	ARG
2	R	78	ARG
2	R	334	GLU
2	R	706	VAL
2	R	1051	ARG
2	R	1079	LYS
4	S	9	ASP
4	S	193	GLY
1	W	62	GLY
1	W	305	LYS
1	W	429	SER
1	W	656	ASP
3	Y	30	GLU
3	Y	161	ALA
3	Y	196	PHE
3	Y	306	LEU
8	Z	10	ASP
8	Z	56	ASN
1	A	62	GLY
1	A	656	ASP
2	B	56	ILE
2	B	438	ARG
2	B	1079	LYS
5	E	166	GLN
8	H	10	ASP
12	O	63	THR
2	R	56	ILE
2	R	183	GLY

Continued on next page...

Continued from previous page...

Mol	Chain	Res	Type
2	R	407	VAL
2	R	781	PRO
2	R	783	VAL
2	R	907	VAL
5	T	166	GLN
6	U	4	VAL
3	Y	132	HIS
3	Y	146	TYR
3	Y	210	PHE
1	A	145	VAL
2	R	46	ILE
2	R	1114	PRO
4	S	79	PRO
1	W	282	PRO
1	W	689	GLY
1	A	689	GLY
2	B	769	PRO
1	W	47	PRO
1	W	145	VAL
1	W	532	ILE
1	W	654	GLY
1	A	29	THR
2	B	588	GLY
2	B	901	PRO
2	B	1114	PRO
6	F	25	ILE
2	R	71	PRO
2	R	588	GLY
2	B	783	VAL
6	F	4	VAL
2	R	769	PRO
2	R	901	PRO
6	U	63	ILE
8	Z	11	PRO
1	W	449	VAL

5.3.2 Protein sidechains [i](#)

In the following table, the Percentiles column shows the percent sidechain outliers of the chain as a percentile score with respect to all X-ray entries followed by that with respect to entries of similar resolution.

The Analysed column shows the number of residues for which the sidechain conformation was

analysed, and the total number of residues.

Mol	Chain	Analysed	Rotameric	Outliers	Percentiles	
1	A	723/766 (94%)	683 (94%)	40 (6%)	21	53
1	W	723/766 (94%)	678 (94%)	45 (6%)	18	49
2	B	937/975 (96%)	880 (94%)	57 (6%)	18	50
2	R	937/975 (96%)	871 (93%)	66 (7%)	15	46
3	C	316/341 (93%)	290 (92%)	26 (8%)	11	40
3	Y	316/341 (93%)	294 (93%)	22 (7%)	15	46
4	D	233/238 (98%)	227 (97%)	6 (3%)	46	69
4	S	233/238 (98%)	226 (97%)	7 (3%)	41	66
5	E	144/158 (91%)	136 (94%)	8 (6%)	21	52
5	T	144/158 (91%)	135 (94%)	9 (6%)	18	49
6	F	84/107 (78%)	81 (96%)	3 (4%)	35	63
6	U	84/107 (78%)	81 (96%)	3 (4%)	35	63
7	G	104/125 (83%)	96 (92%)	8 (8%)	13	43
7	V	104/125 (83%)	99 (95%)	5 (5%)	25	56
8	H	67/75 (89%)	67 (100%)	0	100	100
8	Z	67/75 (89%)	67 (100%)	0	100	100
9	I	72/83 (87%)	70 (97%)	2 (3%)	43	68
9	K	72/83 (87%)	70 (97%)	2 (3%)	43	68
10	J	37/96 (38%)	35 (95%)	2 (5%)	22	53
10	Q	37/96 (38%)	35 (95%)	2 (5%)	22	53
11	L	79/80 (99%)	79 (100%)	0	100	100
11	M	79/80 (99%)	79 (100%)	0	100	100
12	N	58/60 (97%)	53 (91%)	5 (9%)	10	40
12	O	58/60 (97%)	54 (93%)	4 (7%)	15	46
13	P	41/43 (95%)	38 (93%)	3 (7%)	14	45
13	X	41/43 (95%)	38 (93%)	3 (7%)	14	45
All	All	5790/6294 (92%)	5462 (94%)	328 (6%)	20	52

All (328) residues with a non-rotameric sidechain are listed below:

Mol	Chain	Res	Type
1	A	24	VAL

Continued on next page...

Continued from previous page...

Mol	Chain	Res	Type
1	A	49	LEU
1	A	61	CYS
1	A	64	THR
1	A	84	VAL
1	A	88	LYS
1	A	91	TYR
1	A	101	CYS
1	A	104	VAL
1	A	105	LYS
1	A	106	ILE
1	A	107	SER
1	A	220	ARG
1	A	223	ILE
1	A	224	MET
1	A	238	LYS
1	A	254	ASP
1	A	284	LEU
1	A	288	LYS
1	A	296	ARG
1	A	314	SER
1	A	326	ILE
1	A	366	ILE
1	A	425	LEU
1	A	438	LEU
1	A	464	LEU
1	A	470	GLU
1	A	488	THR
1	A	551	VAL
1	A	593	LEU
1	A	603	ILE
1	A	653	LEU
1	A	708	ARG
1	A	723	ASN
1	A	763	THR
1	A	764	ARG
1	A	787	ARG
1	A	823	LEU
1	A	868	VAL
1	A	876	VAL
2	B	54	THR
2	B	104	ILE
2	B	111	GLU

Continued on next page...

Continued from previous page...

Mol	Chain	Res	Type
2	B	118	TYR
2	B	119	ILE
2	B	166	THR
2	B	170	LEU
2	B	195	SER
2	B	203	VAL
2	B	213	PHE
2	B	215	VAL
2	B	216	SER
2	B	259	LEU
2	B	318	LEU
2	B	344	LYS
2	B	345	ARG
2	B	346	LEU
2	B	418	ASP
2	B	419	ARG
2	B	426	LEU
2	B	436	LEU
2	B	444	GLU
2	B	448	LEU
2	B	456	MET
2	B	470	VAL
2	B	471	LYS
2	B	481	VAL
2	B	525	LEU
2	B	529	LEU
2	B	563	THR
2	B	579	ARG
2	B	591	LEU
2	B	610	LEU
2	B	653	ILE
2	B	662	GLU
2	B	675	MET
2	B	688	GLN
2	B	711	LEU
2	B	735	TYR
2	B	742	ILE
2	B	767	LYS
2	B	874	ILE
2	B	884	ARG
2	B	905	LYS
2	B	913	LEU

Continued on next page...

Continued from previous page...

Mol	Chain	Res	Type
2	B	924	LEU
2	B	950	LYS
2	B	951	THR
2	B	953	ILE
2	B	977	ARG
2	B	994	GLN
2	B	1013	GLN
2	B	1051	ARG
2	B	1070	ILE
2	B	1079	LYS
2	B	1081	VAL
2	B	1118	LEU
3	C	47	GLU
3	C	49	ASP
3	C	52	PHE
3	C	64	ILE
3	C	70	ILE
3	C	107	LEU
3	C	111	VAL
3	C	119	THR
3	C	164	SER
3	C	174	LEU
3	C	180	THR
3	C	231	ILE
3	C	232	LYS
3	C	237	ILE
3	C	238	LYS
3	C	278	ARG
3	C	292	ILE
3	C	311	ARG
3	C	315	LEU
3	C	327	ARG
3	C	331	ARG
3	C	338	LYS
3	C	365	GLU
3	C	369	VAL
3	C	380	LYS
3	C	389	THR
4	D	13	ILE
4	D	109	LEU
4	D	151	LYS
4	D	165	ARG

Continued on next page...

Continued from previous page...

Mol	Chain	Res	Type
4	D	178	LYS
4	D	258	LYS
5	E	27	LEU
5	E	30	LEU
5	E	48	ILE
5	E	53	THR
5	E	59	LEU
5	E	114	THR
5	E	120	TYR
5	E	137	GLN
6	F	63	ILE
6	F	88	ILE
6	F	90	ASP
7	G	34	ASN
7	G	46	ILE
7	G	48	ILE
7	G	67	THR
7	G	79	THR
7	G	101	LEU
7	G	104	LYS
7	G	106	ILE
9	I	25	ASN
9	I	74	LEU
10	J	43	LEU
10	J	52	ASP
9	K	25	ASN
9	K	74	LEU
12	N	3	ILE
12	N	5	ILE
12	N	40	VAL
12	N	45	CYS
12	N	63	THR
12	O	3	ILE
12	O	5	ILE
12	O	7	CYS
12	O	40	VAL
13	P	18	LEU
13	P	33	ILE
13	P	41	THR
10	Q	43	LEU
10	Q	52	ASP
2	R	49	GLN

Continued on next page...

Continued from previous page...

Mol	Chain	Res	Type
2	R	54	THR
2	R	68	ILE
2	R	111	GLU
2	R	118	TYR
2	R	119	ILE
2	R	166	THR
2	R	170	LEU
2	R	195	SER
2	R	213	PHE
2	R	215	VAL
2	R	216	SER
2	R	229	LEU
2	R	259	LEU
2	R	318	LEU
2	R	341	TYR
2	R	344	LYS
2	R	345	ARG
2	R	418	ASP
2	R	419	ARG
2	R	425	MET
2	R	426	LEU
2	R	436	LEU
2	R	444	GLU
2	R	448	LEU
2	R	456	MET
2	R	460	GLU
2	R	470	VAL
2	R	471	LYS
2	R	481	VAL
2	R	525	LEU
2	R	529	LEU
2	R	539	LEU
2	R	579	ARG
2	R	610	LEU
2	R	639	GLU
2	R	646	TRP
2	R	653	ILE
2	R	662	GLU
2	R	675	MET
2	R	688	GLN
2	R	711	LEU
2	R	735	TYR

Continued on next page...

Continued from previous page...

Mol	Chain	Res	Type
2	R	742	ILE
2	R	767	LYS
2	R	768	TYR
2	R	772	GLN
2	R	773	GLU
2	R	840	ILE
2	R	874	ILE
2	R	884	ARG
2	R	905	LYS
2	R	913	LEU
2	R	924	LEU
2	R	950	LYS
2	R	951	THR
2	R	953	ILE
2	R	977	ARG
2	R	994	GLN
2	R	1013	GLN
2	R	1051	ARG
2	R	1070	ILE
2	R	1079	LYS
2	R	1081	VAL
2	R	1118	LEU
2	R	1121	ARG
4	S	13	ILE
4	S	109	LEU
4	S	151	LYS
4	S	165	ARG
4	S	178	LYS
4	S	209	CYS
4	S	258	LYS
5	T	27	LEU
5	T	30	LEU
5	T	38	ILE
5	T	48	ILE
5	T	53	THR
5	T	59	LEU
5	T	114	THR
5	T	120	TYR
5	T	137	GLN
6	U	63	ILE
6	U	88	ILE
6	U	90	ASP

Continued on next page...

Continued from previous page...

Mol	Chain	Res	Type
7	V	46	ILE
7	V	48	ILE
7	V	79	THR
7	V	104	LYS
7	V	106	ILE
1	W	24	VAL
1	W	61	CYS
1	W	64	THR
1	W	84	VAL
1	W	88	LYS
1	W	91	TYR
1	W	99	ARG
1	W	101	CYS
1	W	105	LYS
1	W	106	ILE
1	W	107	SER
1	W	108	GLU
1	W	191	ASP
1	W	220	ARG
1	W	223	ILE
1	W	224	MET
1	W	238	LYS
1	W	254	ASP
1	W	284	LEU
1	W	288	LYS
1	W	296	ARG
1	W	314	SER
1	W	326	ILE
1	W	356	TRP
1	W	366	ILE
1	W	423	PRO
1	W	425	LEU
1	W	426	HIS
1	W	438	LEU
1	W	464	LEU
1	W	470	GLU
1	W	488	THR
1	W	551	VAL
1	W	593	LEU
1	W	603	ILE
1	W	653	LEU
1	W	708	ARG

Continued on next page...

Continued from previous page...

Mol	Chain	Res	Type
1	W	723	ASN
1	W	763	THR
1	W	764	ARG
1	W	787	ARG
1	W	823	LEU
1	W	853	ASP
1	W	868	VAL
1	W	876	VAL
13	X	18	LEU
13	X	33	ILE
13	X	41	THR
3	Y	47	GLU
3	Y	49	ASP
3	Y	52	PHE
3	Y	70	ILE
3	Y	78	VAL
3	Y	119	THR
3	Y	174	LEU
3	Y	231	ILE
3	Y	232	LYS
3	Y	237	ILE
3	Y	238	LYS
3	Y	278	ARG
3	Y	292	ILE
3	Y	311	ARG
3	Y	315	LEU
3	Y	327	ARG
3	Y	331	ARG
3	Y	338	LYS
3	Y	365	GLU
3	Y	369	VAL
3	Y	380	LYS
3	Y	389	THR

Some sidechains can be flipped to improve hydrogen bonding and reduce clashes. All (3) such sidechains are listed below:

Mol	Chain	Res	Type
2	B	897	GLN
2	R	897	GLN
5	T	100	ASN

5.3.3 RNA [i](#)

There are no RNA molecules in this entry.

5.4 Non-standard residues in protein, DNA, RNA chains [i](#)

There are no non-standard protein/DNA/RNA residues in this entry.

5.5 Carbohydrates [i](#)

There are no carbohydrates in this entry.

5.6 Ligand geometry [i](#)

Of 18 ligands modelled in this entry, 16 are monoatomic - leaving 2 for Mogul analysis.

In the following table, the Counts columns list the number of bonds (or angles) for which Mogul statistics could be retrieved, the number of bonds (or angles) that are observed in the model and the number of bonds (or angles) that are defined in the Chemical Component Dictionary. The Link column lists molecule types, if any, to which the group is linked. The Z score for a bond length (or angle) is the number of standard deviations the observed value is removed from the expected value. A bond length (or angle) with $|Z| > 2$ is considered an outlier worth inspection. RMSZ is the root-mean-square of all Z scores of the bond lengths (or angles).

Mol	Type	Chain	Res	Link	Bond lengths			Bond angles		
					Counts	RMSZ	$\# Z > 2$	Counts	RMSZ	$\# Z > 2$
16	F3S	S	1001	4	0,9,9	0.00	-	-		
16	F3S	D	1001	4	0,9,9	0.00	-	-		

In the following table, the Chirals column lists the number of chiral outliers, the number of chiral centers analysed, the number of these observed in the model and the number defined in the Chemical Component Dictionary. Similar counts are reported in the Torsion and Rings columns. '-' means no outliers of that kind were identified.

Mol	Type	Chain	Res	Link	Chirals	Torsions	Rings
16	F3S	S	1001	4	-	-	0/3/3/3
16	F3S	D	1001	4	-	-	0/3/3/3

There are no bond length outliers.

There are no bond angle outliers.

There are no chirality outliers.

There are no torsion outliers.

There are no ring outliers.

2 monomers are involved in 14 short contacts:

Mol	Chain	Res	Type	Clashes	Symm-Clashes
16	S	1001	F3S	9	0
16	D	1001	F3S	5	0

5.7 Other polymers [i](#)

There are no such residues in this entry.

5.8 Polymer linkage issues [i](#)

The following chains have linkage breaks:

Mol	Chain	Number of breaks
9	I	2
9	K	2

All chain breaks are listed below:

Model	Chain	Residue-1	Atom-1	Residue-2	Atom-2	Distance (Å)
1	K	55:ASN	C	56:ILE	N	1.84
1	I	55:ASN	C	56:ILE	N	1.80
1	K	56:ILE	C	57:SER	N	0.84
1	I	56:ILE	C	57:SER	N	0.82

6 Fit of model and data [i](#)

6.1 Protein, DNA and RNA chains [i](#)

In the following table, the column labelled '#RSRZ > 2' contains the number (and percentage) of RSRZ outliers, followed by percent RSRZ outliers for the chain as percentile scores relative to all X-ray entries and entries of similar resolution. The OWAB column contains the minimum, median, 95th percentile and maximum values of the occupancy-weighted average B-factor per residue. The column labelled 'Q < 0.9' lists the number of (and percentage) of residues with an average occupancy less than 0.9.

Mol	Chain	Analysed	<RSRZ>	#RSRZ>2	OWAB(Å ²)	Q<0.9
1	A	831/880 (94%)	0.06	18 (2%) 62 54	28, 92, 200, 308	0
1	W	831/880 (94%)	0.27	56 (6%) 17 14	46, 106, 212, 378	0
2	B	1085/1131 (95%)	0.09	45 (4%) 37 31	29, 88, 181, 293	0
2	R	1085/1131 (95%)	0.13	48 (4%) 34 29	55, 93, 190, 334	0
3	C	368/395 (93%)	0.36	18 (4%) 29 25	33, 108, 214, 329	0
3	Y	368/395 (93%)	0.43	27 (7%) 15 12	56, 115, 224, 338	0
4	D	262/265 (98%)	0.12	5 (1%) 66 59	59, 116, 219, 298	0
4	S	262/265 (98%)	0.36	13 (4%) 28 25	77, 134, 209, 265	0
5	E	164/180 (91%)	1.22	34 (20%) 1 1	70, 166, 254, 302	0
5	T	164/180 (91%)	1.15	27 (16%) 1 2	72, 164, 255, 300	0
6	F	90/113 (79%)	0.99	17 (18%) 1 1	98, 188, 257, 327	0
6	U	90/113 (79%)	0.95	16 (17%) 1 1	128, 184, 276, 323	0
7	G	110/132 (83%)	0.45	6 (5%) 25 21	66, 132, 226, 301	0
7	V	110/132 (83%)	0.72	15 (13%) 3 3	75, 145, 228, 295	0
8	H	74/84 (88%)	0.03	1 (1%) 75 68	53, 82, 153, 205	0
8	Z	74/84 (88%)	-0.01	0 100 100	83, 99, 171, 205	0
9	I	82/95 (86%)	0.06	0 100 100	57, 91, 160, 195	0
9	K	82/95 (86%)	0.03	1 (1%) 79 72	35, 84, 181, 219	0
10	J	39/104 (37%)	0.87	6 (15%) 2 2	130, 183, 243, 268	0
10	Q	39/104 (37%)	0.66	2 (5%) 28 24	112, 162, 213, 265	0
11	L	91/92 (98%)	-0.00	1 (1%) 80 74	65, 99, 194, 250	0
11	M	91/92 (98%)	0.27	5 (5%) 25 21	95, 121, 175, 247	0
12	N	64/66 (96%)	-0.01	0 100 100	59, 103, 177, 205	0
12	O	64/66 (96%)	-0.17	0 100 100	91, 112, 168, 192	0

Continued on next page...

Continued from previous page...

Mol	Chain	Analysed	<RSRZ>	#RSRZ>2	OWAB(Å ²)	Q<0.9
13	P	45/48 (93%)	0.31	3 (6%) 17 14	71, 93, 189, 275	0
13	X	45/48 (93%)	0.29	2 (4%) 34 29	85, 105, 197, 249	0
All	All	6610/7170 (92%)	0.26	366 (5%) 25 21	28, 105, 217, 378	0

All (366) RSRZ outliers are listed below:

Mol	Chain	Res	Type	RSRZ
5	E	119	LYS	7.9
5	T	119	LYS	7.3
5	E	87	GLY	7.3
1	W	24	VAL	6.8
5	T	87	GLY	6.2
3	Y	212	ASN	6.1
1	W	25	THR	5.5
2	R	279	VAL	5.5
1	W	105	LYS	5.3
3	Y	224	ASP	5.2
1	W	191	ASP	5.2
3	Y	234	ILE	5.2
5	T	88	GLU	5.1
3	C	234	ILE	5.1
7	G	17	SER	5.1
5	T	107	LEU	4.8
2	R	234	GLY	4.8
1	W	118	TYR	4.6
1	W	194	ILE	4.5
5	E	130	GLU	4.5
5	T	121	ASP	4.5
2	B	838	THR	4.5
1	W	291	SER	4.4
3	Y	229	THR	4.4
5	T	73	ASP	4.4
1	A	117	ILE	4.4
5	E	116	ASP	4.4
5	E	88	GLU	4.2
5	T	72	PHE	4.1
5	E	135	VAL	4.1
5	E	131	LYS	4.1
2	B	771	GLY	4.0
5	E	151	SER	4.0
2	R	1072	TRP	4.0

Continued on next page...

Continued from previous page...

Mol	Chain	Res	Type	RSRZ
4	S	86	THR	4.0
1	W	115	SER	4.0
1	W	293	ARG	4.0
2	R	771	GLY	3.9
5	E	124	ARG	3.9
1	W	75	ILE	3.9
2	R	257	PRO	3.9
6	F	43	SER	3.9
5	E	86	GLU	3.9
5	E	118	LEU	3.9
7	V	17	SER	3.9
2	B	772	GLN	3.9
11	M	11	ASN	3.9
5	T	8	ARG	3.8
1	W	192	VAL	3.8
3	C	229	THR	3.8
3	Y	189	ASN	3.8
2	R	779	PRO	3.7
2	B	283	GLN	3.7
13	P	11	LYS	3.7
6	F	78	ILE	3.7
5	T	122	ASN	3.7
5	E	74	MET	3.7
1	W	142	LYS	3.6
2	B	770	GLY	3.6
2	B	279	VAL	3.6
3	C	189	ASN	3.6
3	Y	214	ASP	3.6
2	R	278	ARG	3.6
1	A	118	TYR	3.6
1	W	26	ALA	3.6
1	W	30	PRO	3.6
5	E	121	ASP	3.6
1	W	46	ASP	3.5
2	R	231	ARG	3.5
5	T	124	ARG	3.5
5	T	130	GLU	3.5
5	T	131	LYS	3.5
3	Y	211	ALA	3.5
7	V	14	GLU	3.5
4	S	143	ALA	3.4
6	F	74	SER	3.4

Continued on next page...

Continued from previous page...

Mol	Chain	Res	Type	RSRZ
2	R	224	ILE	3.4
6	F	57	GLU	3.4
2	R	838	THR	3.3
6	U	58	GLU	3.3
6	U	81	ASP	3.3
4	S	94	THR	3.3
1	W	74	HIS	3.3
2	R	283	GLN	3.3
3	C	213	ILE	3.3
2	B	769	PRO	3.3
7	V	53	GLU	3.3
6	U	42	ASN	3.2
2	B	55	GLU	3.2
2	R	770	GLY	3.2
3	Y	249	TYR	3.2
1	W	143	ALA	3.2
2	R	437	ALA	3.2
5	E	134	LYS	3.2
6	U	27	SER	3.2
2	R	280	ALA	3.2
5	E	125	GLY	3.2
2	R	275	ILE	3.2
1	A	139	THR	3.2
1	A	80	PRO	3.1
11	L	11	ASN	3.1
3	Y	194	GLY	3.1
5	T	118	LEU	3.1
2	B	54	THR	3.1
2	B	224	ILE	3.1
2	R	217	PHE	3.1
13	X	30	GLY	3.1
1	W	190	SER	3.1
2	B	604	SER	3.1
1	W	195	LEU	3.1
2	B	217	PHE	3.0
3	Y	213	ILE	3.0
2	B	790	GLU	3.0
6	F	28	GLY	3.0
3	Y	192	LYS	3.0
2	R	772	GLN	3.0
5	T	135	VAL	3.0
2	B	437	ALA	3.0

Continued on next page...

Continued from previous page...

Mol	Chain	Res	Type	RSRZ
5	E	106	GLY	3.0
6	F	75	ILE	3.0
2	B	1072	TRP	3.0
5	T	114	THR	3.0
2	R	774	ASP	3.0
1	A	24	VAL	3.0
2	R	790	GLU	3.0
7	V	99	PHE	2.9
2	B	387	LEU	2.9
1	W	665	ILE	2.9
3	Y	262	LEU	2.9
1	W	187	VAL	2.9
2	R	603	GLY	2.9
2	R	54	THR	2.9
1	W	238	LYS	2.9
3	C	254	ASP	2.9
6	U	90	ASP	2.9
6	F	77	PRO	2.9
6	U	43	SER	2.9
1	A	190	SER	2.9
1	W	134	GLU	2.9
3	C	194	GLY	2.9
6	F	58	GLU	2.9
2	R	53	PRO	2.8
10	J	51	TRP	2.8
2	B	278	ARG	2.8
6	U	78	ILE	2.8
2	R	307	SER	2.8
4	D	43	ASP	2.8
1	W	139	THR	2.8
5	E	136	ILE	2.8
1	W	399	SER	2.8
5	E	28	ASN	2.8
6	F	27	SER	2.8
7	V	12	SER	2.8
2	B	234	GLY	2.8
1	W	151	GLU	2.8
1	W	398	ALA	2.8
3	Y	244	LYS	2.8
4	D	84	ASP	2.8
5	E	158	PRO	2.8
6	F	50	GLU	2.8

Continued on next page...

Continued from previous page...

Mol	Chain	Res	Type	RSRZ
4	S	142	GLU	2.8
1	W	274	ALA	2.7
2	B	280	ALA	2.7
4	S	174	GLY	2.7
2	R	769	PRO	2.7
3	C	177	LYS	2.7
4	S	145	LEU	2.7
1	A	194	ILE	2.7
6	U	12	ILE	2.7
2	B	287	ASN	2.7
2	B	257	PRO	2.7
1	W	531	LYS	2.7
6	U	63	ILE	2.7
5	E	137	GLN	2.7
1	W	135	TYR	2.7
9	K	52	ASP	2.7
5	E	97	VAL	2.7
3	Y	349	VAL	2.7
2	R	604	SER	2.6
3	C	190	ARG	2.6
3	C	212	ASN	2.6
6	U	77	PRO	2.6
10	Q	42	GLU	2.6
2	B	306	THR	2.6
2	R	269	ASP	2.6
1	W	80	PRO	2.6
2	B	189	THR	2.6
1	W	91	TYR	2.6
5	E	1	MET	2.6
5	T	108	VAL	2.6
3	Y	167	LEU	2.6
1	A	237	HIS	2.6
5	E	72	PHE	2.6
2	R	306	THR	2.5
7	V	36	PHE	2.5
1	A	25	THR	2.5
11	M	40	PHE	2.5
7	V	10	ILE	2.5
1	W	130	ARG	2.5
3	C	178	GLY	2.5
10	Q	51	TRP	2.5
11	M	89	GLY	2.5

Continued on next page...

Continued from previous page...

Mol	Chain	Res	Type	RSRZ
2	R	600	LEU	2.5
5	E	73	ASP	2.5
4	S	116	SER	2.5
1	A	50	GLY	2.5
5	E	115	ASP	2.5
3	Y	256	SER	2.5
6	F	53	GLN	2.5
4	D	88	ASN	2.5
5	T	111	SER	2.5
1	W	260	LEU	2.5
1	W	596	GLY	2.5
1	W	261	ILE	2.5
5	E	81	VAL	2.5
5	T	116	ASP	2.5
5	E	8	ARG	2.5
7	V	35	ASP	2.4
3	C	256	SER	2.4
10	J	73	LYS	2.4
2	R	178	ASP	2.4
2	R	265	ILE	2.4
3	C	27	LYS	2.4
5	T	80	VAL	2.4
1	A	137	LYS	2.4
2	B	57	PRO	2.4
6	F	91	SER	2.4
5	E	107	LEU	2.4
5	T	7	ALA	2.4
2	R	258	SER	2.4
1	A	103	ARG	2.4
3	Y	190	ARG	2.4
3	C	332	HIS	2.4
2	R	57	PRO	2.4
1	A	142	LYS	2.4
5	T	86	GLU	2.4
1	W	27	ILE	2.4
13	P	28	TYR	2.4
2	R	1076	ASN	2.4
11	M	15	LEU	2.4
2	R	277	SER	2.4
3	C	131	LYS	2.4
5	T	140	ASP	2.4
5	T	97	VAL	2.4

Continued on next page...

Continued from previous page...

Mol	Chain	Res	Type	RSRZ
6	U	80	PRO	2.4
2	B	289	ILE	2.4
2	B	774	ASP	2.4
5	E	120	TYR	2.4
2	R	436	LEU	2.4
2	R	136	TYR	2.4
2	R	297	ASP	2.4
4	S	45	TYR	2.3
7	V	37	ASN	2.3
3	C	214	ASP	2.3
13	X	46	LYS	2.3
1	W	182	GLU	2.3
6	F	63	ILE	2.3
3	Y	254	ASP	2.3
2	B	286	GLU	2.3
2	B	779	PRO	2.3
1	W	666	ASP	2.3
6	F	79	THR	2.3
8	H	66	ILE	2.3
3	Y	267	VAL	2.3
6	F	42	ASN	2.3
2	B	785	GLY	2.3
3	Y	168	GLN	2.3
1	W	179	ASP	2.3
10	J	70	ASP	2.3
2	R	266	ALA	2.3
1	W	576	LYS	2.3
2	R	294	GLN	2.3
7	V	31	MET	2.3
2	B	773	GLU	2.3
2	B	1065	ASP	2.3
5	E	114	THR	2.2
1	W	18	GLU	2.2
2	R	602	SER	2.2
2	B	837	ASP	2.2
2	B	1076	ASN	2.2
2	R	289	ILE	2.2
7	V	50	SER	2.2
6	U	79	THR	2.2
5	T	151	SER	2.2
1	W	112	GLU	2.2
3	Y	198	ILE	2.2

Continued on next page...

Continued from previous page...

Mol	Chain	Res	Type	RSRZ
7	G	36	PHE	2.2
2	R	247	LEU	2.2
5	T	36	GLU	2.2
7	G	12	SER	2.2
1	W	541	ALA	2.2
5	E	150	ALA	2.2
1	W	193	GLU	2.2
3	Y	158	ILE	2.2
5	T	45	VAL	2.2
2	B	1079	LYS	2.2
10	J	67	LEU	2.2
2	B	814	ILE	2.2
2	R	80	GLU	2.2
3	Y	193	LEU	2.2
5	E	100	ASN	2.2
6	F	90	ASP	2.2
2	B	817	VAL	2.2
7	V	11	LEU	2.2
3	C	241	ILE	2.2
2	B	22	LYS	2.2
5	E	10	ILE	2.2
7	G	53	GLU	2.2
4	D	142	GLU	2.1
2	B	436	LEU	2.1
2	R	387	LEU	2.1
7	G	92	TYR	2.1
2	R	781	PRO	2.1
3	Y	39	LYS	2.1
1	A	111	ILE	2.1
2	B	818	SER	2.1
3	Y	159	ASP	2.1
1	W	116	ARG	2.1
1	W	136	VAL	2.1
3	Y	124	ILE	2.1
4	S	85	CYS	2.1
1	A	136	VAL	2.1
6	U	19	LYS	2.1
6	U	28	GLY	2.1
13	P	30	GLY	2.1
1	W	295	LEU	2.1
6	U	53	GLN	2.1
1	W	687	ILE	2.1

Continued on next page...

Continued from previous page...

Mol	Chain	Res	Type	RSRZ
6	U	70	ALA	2.1
1	W	28	ILE	2.1
7	G	10	ILE	2.1
1	W	673	ASP	2.1
2	B	248	ASP	2.1
4	S	144	ARG	2.1
1	A	398	ALA	2.1
1	A	46	ASP	2.1
4	S	88	ASN	2.1
2	B	266	ALA	2.1
10	J	40	ASN	2.1
2	R	897	GLN	2.1
2	R	1079	LYS	2.1
1	W	642	GLN	2.1
3	C	337	GLU	2.1
1	W	287	SER	2.0
5	T	106	GLY	2.1
2	B	531	GLY	2.0
1	W	133	THR	2.0
2	B	72	ARG	2.0
3	Y	146	TYR	2.0
7	V	70	ASP	2.0
1	W	137	LYS	2.0
2	B	600	LEU	2.0
5	E	53	THR	2.0
2	R	77	ASP	2.0
7	V	38	ILE	2.0
4	S	93	TYR	2.0
1	W	29	THR	2.0
3	C	183	ASP	2.0
4	S	84	ASP	2.0
10	J	62	ASP	2.0
7	V	92	TYR	2.0
6	F	47	CYS	2.0
11	M	35	ILE	2.0
4	D	263	VAL	2.0
1	A	293	ARG	2.0
2	B	307	SER	2.0

6.2 Non-standard residues in protein, DNA, RNA chains

There are no non-standard protein/DNA/RNA residues in this entry.

6.3 Carbohydrates [i](#)

There are no carbohydrates in this entry.

6.4 Ligands [i](#)

In the following table, the Atoms column lists the number of modelled atoms in the group and the number defined in the chemical component dictionary. The B-factors column lists the minimum, median, 95th percentile and maximum values of B factors of atoms in the group. The column labelled 'Q< 0.9' lists the number of atoms with occupancy less than 0.9.

Mol	Type	Chain	Res	Atoms	RSCC	RSR	B-factors(\AA^2)	Q<0.9
14	ZN	B	2124	1/1	0.10	0.46	246,246,246,246	0
14	ZN	B	2125	1/1	0.17	0.63	246,246,246,246	0
14	ZN	R	2124	1/1	0.39	0.49	246,246,246,246	0
14	ZN	R	2125	1/1	0.49	1.06	246,246,246,246	0
15	MG	W	1882	1/1	0.70	0.44	246,246,246,246	0
15	MG	A	1882	1/1	0.78	0.25	246,246,246,246	0
16	F3S	D	1001	7/7	0.83	0.33	232,235,241,245	0
16	F3S	S	1001	7/7	0.86	0.36	247,251,257,260	0
14	ZN	W	1880	1/1	0.88	0.07	246,246,246,246	0
14	ZN	R	2123	1/1	0.89	0.22	246,246,246,246	0
14	ZN	W	1881	1/1	0.90	0.22	246,246,246,246	0
14	ZN	B	2123	1/1	0.91	0.25	246,246,246,246	0
14	ZN	A	1880	1/1	0.91	0.15	246,246,246,246	0
14	ZN	A	1881	1/1	0.95	0.06	246,246,246,246	0
14	ZN	X	1049	1/1	0.95	0.13	157,157,157,157	0
14	ZN	O	1065	1/1	0.97	0.14	165,165,165,165	0
14	ZN	P	1049	1/1	0.97	0.10	142,142,142,142	0
14	ZN	N	1065	1/1	0.98	0.13	130,130,130,130	0

6.5 Other polymers [i](#)

There are no such residues in this entry.