



Full wwPDB NMR Structure Validation Report ⓘ

Jun 4, 2023 – 09:49 AM EDT

PDB ID : 2NA6
BMRB ID : 25929
Title : Transmembrane domain of mouse Fas/CD95 death receptor
Authors : Fu, Q.; Chou, J.J.; Wu, H.; Fu, T.; Membrane Protein Structures by Solution NMR (MPSbyNMR)
Deposited on : 2015-12-21

This is a Full wwPDB NMR Structure Validation Report for a publicly released PDB entry.

We welcome your comments at validation@mail.wwpdb.org

A user guide is available at

<https://www.wwpdb.org/validation/2017/NMRValidationReportHelp>

with specific help available everywhere you see the ⓘ symbol.

The types of validation reports are described at

<http://www.wwpdb.org/validation/2017/FAQs#types>.

The following versions of software and data (see [references ⓘ](#)) were used in the production of this report:

MolProbity : 4.02b-467
Percentile statistics : 20191225.v01 (using entries in the PDB archive December 25th 2019)
wwPDB-RCI : v_1n_11_5_13_A (Berjanski et al., 2005)
PANAV : Wang et al. (2010)
wwPDB-ShiftChecker : v1.2
BMRB Restraints Analysis : v1.2
Ideal geometry (proteins) : Engh & Huber (2001)
Ideal geometry (DNA, RNA) : Parkinson et al. (1996)
Validation Pipeline (wwPDB-VP) : 2.33

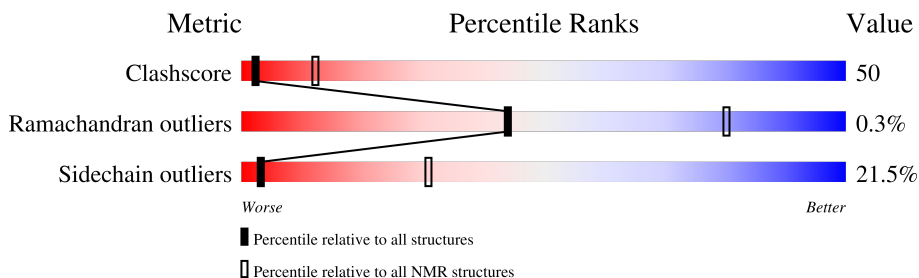
1 Overall quality at a glance

The following experimental techniques were used to determine the structure:

SOLUTION NMR

The overall completeness of chemical shifts assignment is 8%.

Percentile scores (ranging between 0-100) for global validation metrics of the entry are shown in the following graphic. The table shows the number of entries on which the scores are based.



Metric	Whole archive (#Entries)	NMR archive (#Entries)
Clashscore	158937	12864
Ramachandran outliers	154571	11451
Sidechain outliers	154315	11428

The table below summarises the geometric issues observed across the polymeric chains and their fit to the experimental data. The red, orange, yellow and green segments indicate the fraction of residues that contain outliers for ≥ 3 , 2, 1 and 0 types of geometric quality criteria. A cyan segment indicates the fraction of residues that are not part of the well-defined cores, and a grey segment represents the fraction of residues that are not modelled. The numeric value for each fraction is indicated below the corresponding segment, with a dot representing fractions $\leq 5\%$

Mol	Chain	Length	Quality of chain
1	A	28	21% (green), 36% (yellow), 7% (orange), 36% (cyan)
1	B	28	18% (green), 32% (yellow), 11% (orange), 39% (cyan)
1	C	28	21% (green), 32% (yellow), 7% (orange), 39% (cyan)

2 Ensemble composition and analysis

This entry contains 15 models. Model 2 is the overall representative, medoid model (most similar to other models). The authors have identified model 1 as representative, based on the following criterion: *lowest energy*.

The following residues are included in the computation of the global validation metrics.

Well-defined (core) protein residues			
Well-defined core	Residue range (total)	Backbone RMSD (Å)	Medoid model
1	A:170-A:187, B:170-B:186, C:170-C:186 (52)	0.64	2

Ill-defined regions of proteins are excluded from the global statistics.

Ligands and non-protein polymers are included in the analysis.

The models can be grouped into 4 clusters and 3 single-model clusters were found.

Cluster number	Models
1	2, 4, 5, 7, 10
2	1, 6, 8
3	14, 15
4	3, 9
Single-model clusters	11; 12; 13

3 Entry composition

There is only 1 type of molecule in this entry. The entry contains 1650 atoms, of which 888 are hydrogens and 0 are deuteriums.

- Molecule 1 is a protein called Tumor necrosis factor receptor superfamily member 6.

Mol	Chain	Residues	Atoms					Trace
			Total	C	H	N	O	
1	A	28	550	172	296	48	34	0
1	B	28	550	172	296	48	34	0
1	C	28	550	172	296	48	34	0

There are 3 discrepancies between the modelled and reference sequences:

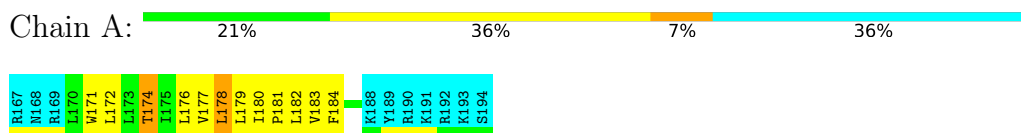
Chain	Residue	Modelled	Actual	Comment	Reference
A	194	SER	-	expression tag	UNP P25446
B	194	SER	-	expression tag	UNP P25446
C	194	SER	-	expression tag	UNP P25446

4 Residue-property plots

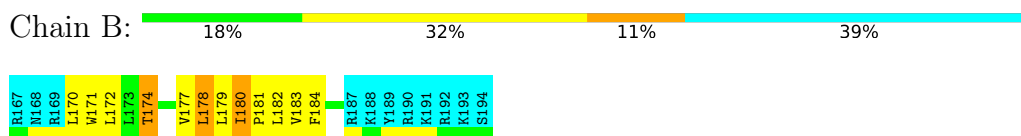
4.1 Average score per residue in the NMR ensemble

These plots are provided for all protein, RNA, DNA and oligosaccharide chains in the entry. The first graphic is the same as shown in the summary in section 1 of this report. The second graphic shows the sequence where residues are colour-coded according to the number of geometric quality criteria for which they contain at least one outlier: green = 0, yellow = 1, orange = 2 and red = 3 or more. Stretches of 2 or more consecutive residues without any outliers are shown as green connectors. Residues which are classified as ill-defined in the NMR ensemble, are shown in cyan with an underline colour-coded according to the previous scheme. Residues which were present in the experimental sample, but not modelled in the final structure are shown in grey.

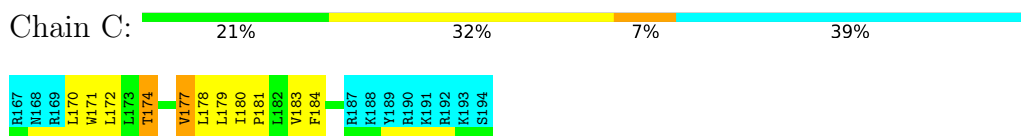
- Molecule 1: Tumor necrosis factor receptor superfamily member 6



- Molecule 1: Tumor necrosis factor receptor superfamily member 6



- Molecule 1: Tumor necrosis factor receptor superfamily member 6

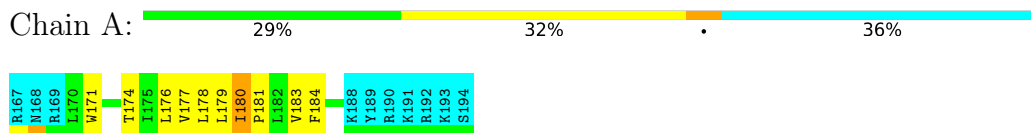


4.2 Scores per residue for each member of the ensemble

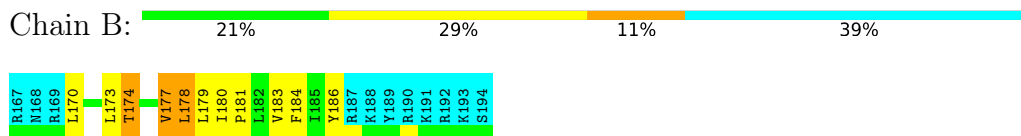
Colouring as in section 4.1 above.

4.2.1 Score per residue for model 1

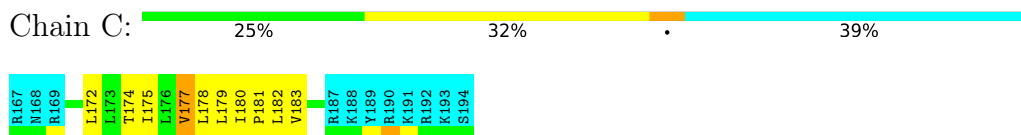
- Molecule 1: Tumor necrosis factor receptor superfamily member 6



- Molecule 1: Tumor necrosis factor receptor superfamily member 6

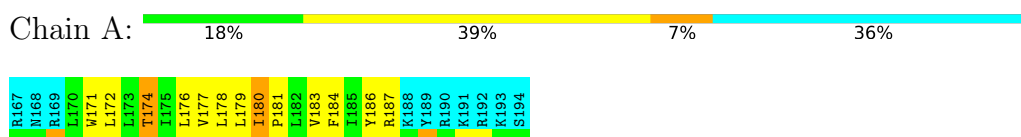


- Molecule 1: Tumor necrosis factor receptor superfamily member 6

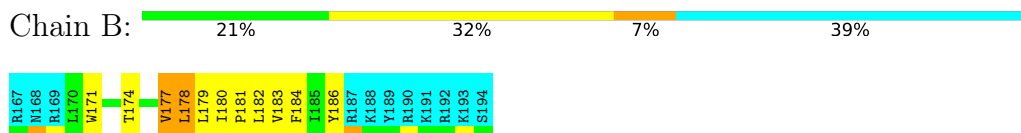


4.2.2 Score per residue for model 2 (medoid)

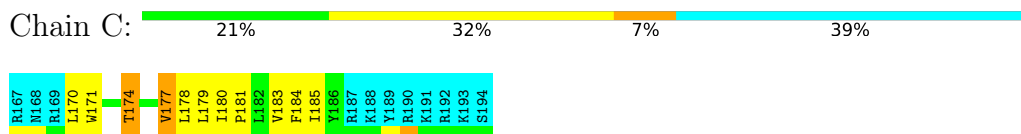
- Molecule 1: Tumor necrosis factor receptor superfamily member 6



- Molecule 1: Tumor necrosis factor receptor superfamily member 6

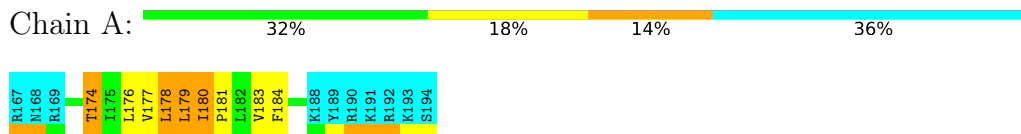


- Molecule 1: Tumor necrosis factor receptor superfamily member 6

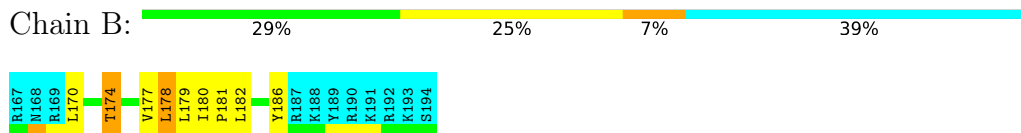


4.2.3 Score per residue for model 3

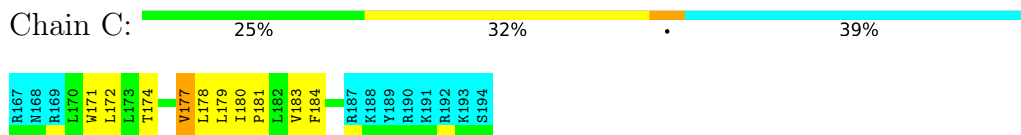
- Molecule 1: Tumor necrosis factor receptor superfamily member 6



- Molecule 1: Tumor necrosis factor receptor superfamily member 6

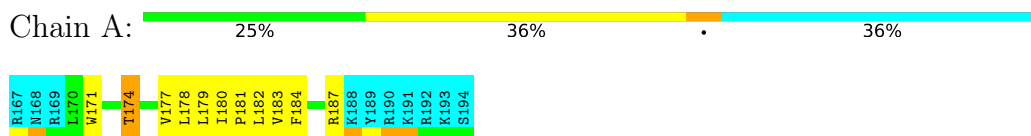


- Molecule 1: Tumor necrosis factor receptor superfamily member 6

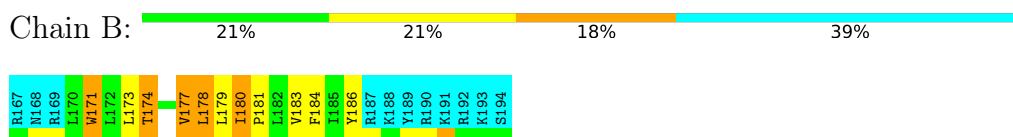


4.2.4 Score per residue for model 4

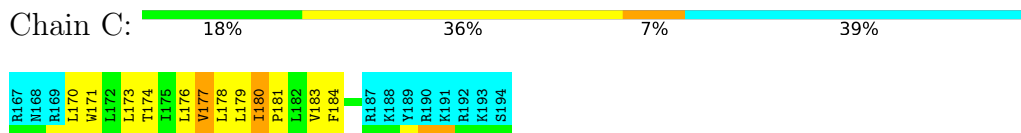
- Molecule 1: Tumor necrosis factor receptor superfamily member 6



- Molecule 1: Tumor necrosis factor receptor superfamily member 6

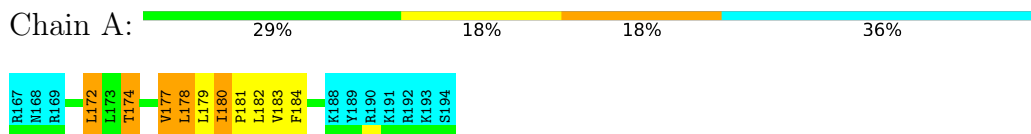


- Molecule 1: Tumor necrosis factor receptor superfamily member 6



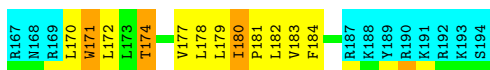
4.2.5 Score per residue for model 5

- Molecule 1: Tumor necrosis factor receptor superfamily member 6

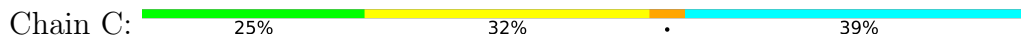


- Molecule 1: Tumor necrosis factor receptor superfamily member 6



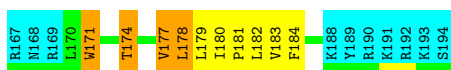
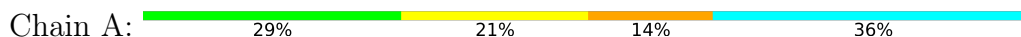


- Molecule 1: Tumor necrosis factor receptor superfamily member 6



4.2.6 Score per residue for model 6

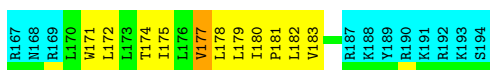
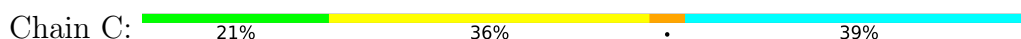
- Molecule 1: Tumor necrosis factor receptor superfamily member 6



- Molecule 1: Tumor necrosis factor receptor superfamily member 6

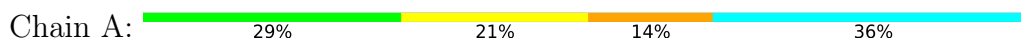


- Molecule 1: Tumor necrosis factor receptor superfamily member 6

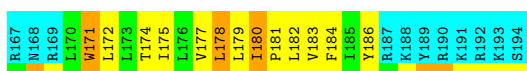


4.2.7 Score per residue for model 7

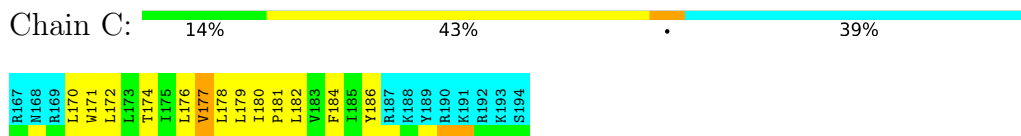
- Molecule 1: Tumor necrosis factor receptor superfamily member 6



- Molecule 1: Tumor necrosis factor receptor superfamily member 6

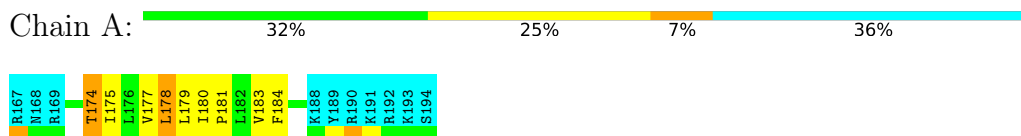


- Molecule 1: Tumor necrosis factor receptor superfamily member 6

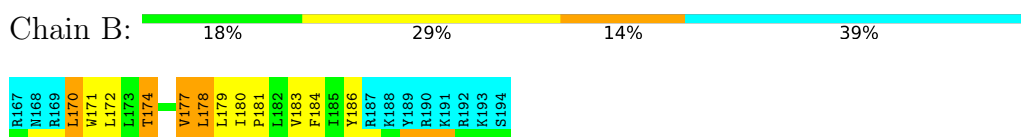


4.2.8 Score per residue for model 8

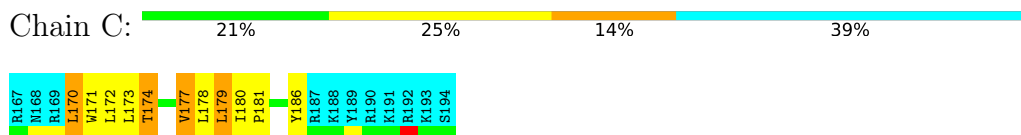
- Molecule 1: Tumor necrosis factor receptor superfamily member 6



- Molecule 1: Tumor necrosis factor receptor superfamily member 6

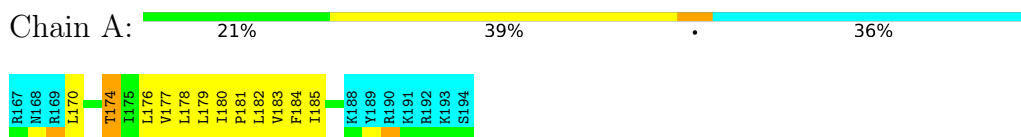


- Molecule 1: Tumor necrosis factor receptor superfamily member 6

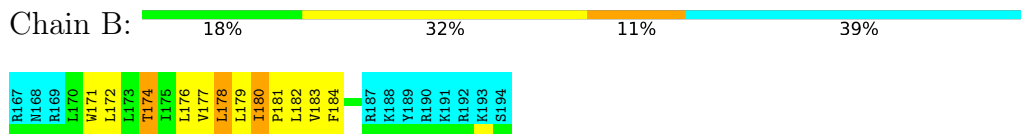


4.2.9 Score per residue for model 9

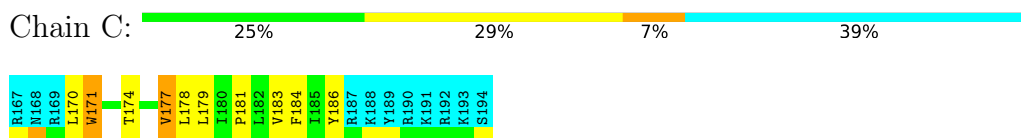
- Molecule 1: Tumor necrosis factor receptor superfamily member 6



- Molecule 1: Tumor necrosis factor receptor superfamily member 6

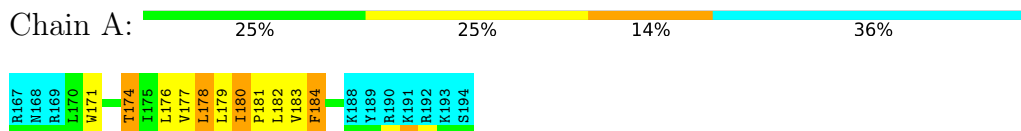


- Molecule 1: Tumor necrosis factor receptor superfamily member 6




4.2.10 Score per residue for model 10

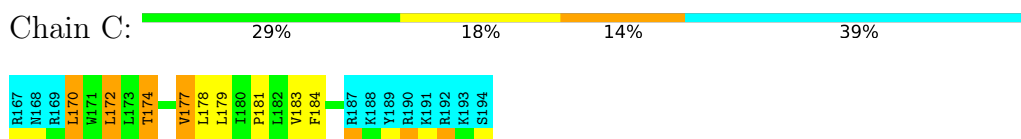
- Molecule 1: Tumor necrosis factor receptor superfamily member 6



- Molecule 1: Tumor necrosis factor receptor superfamily member 6

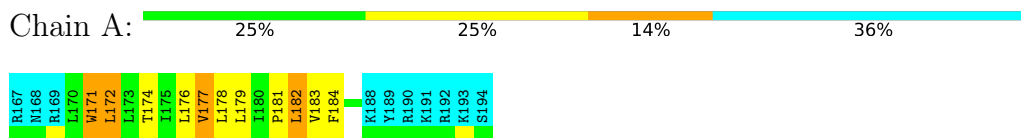


- Molecule 1: Tumor necrosis factor receptor superfamily member 6

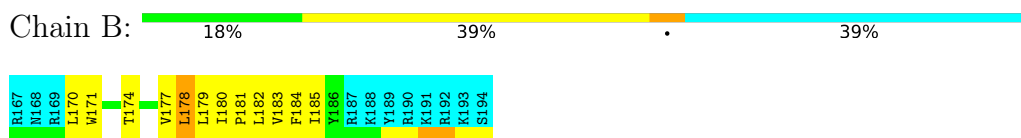


4.2.11 Score per residue for model 11

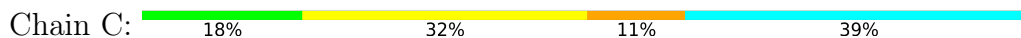
- Molecule 1: Tumor necrosis factor receptor superfamily member 6



- Molecule 1: Tumor necrosis factor receptor superfamily member 6



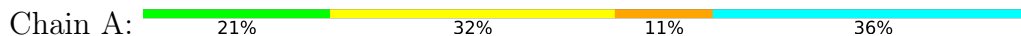
- Molecule 1: Tumor necrosis factor receptor superfamily member 6






4.2.12 Score per residue for model 12


- Molecule 1: Tumor necrosis factor receptor superfamily member 6



- Molecule 1: Tumor necrosis factor receptor superfamily member 6

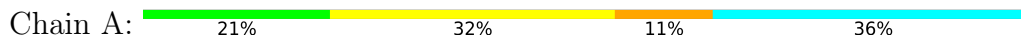


- Molecule 1: Tumor necrosis factor receptor superfamily member 6

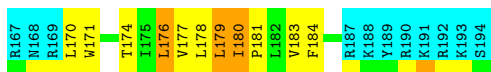
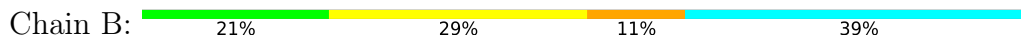


4.2.13 Score per residue for model 13

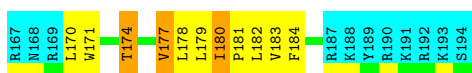
- Molecule 1: Tumor necrosis factor receptor superfamily member 6



- Molecule 1: Tumor necrosis factor receptor superfamily member 6

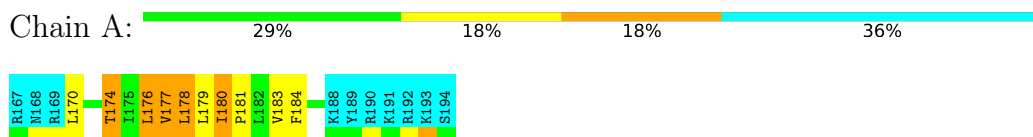


- Molecule 1: Tumor necrosis factor receptor superfamily member 6

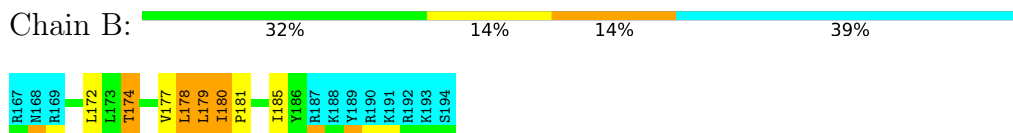


4.2.14 Score per residue for model 14


- Molecule 1: Tumor necrosis factor receptor superfamily member 6



- Molecule 1: Tumor necrosis factor receptor superfamily member 6

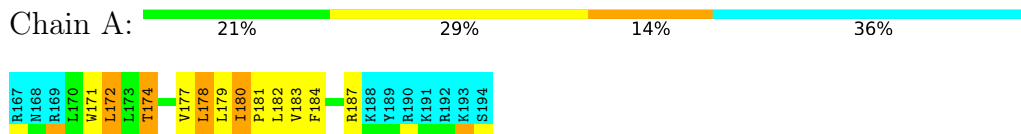


- Molecule 1: Tumor necrosis factor receptor superfamily member 6

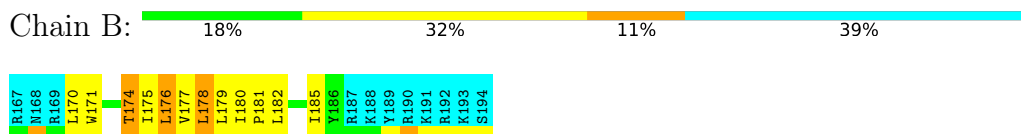


4.2.15 Score per residue for model 15

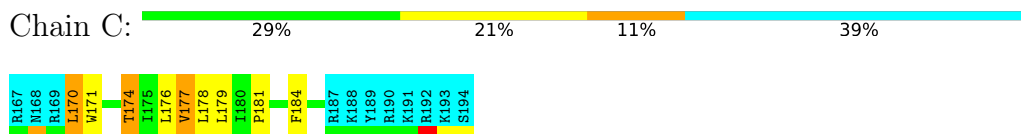
- Molecule 1: Tumor necrosis factor receptor superfamily member 6



- Molecule 1: Tumor necrosis factor receptor superfamily member 6



- Molecule 1: Tumor necrosis factor receptor superfamily member 6



5 Refinement protocol and experimental data overview

The models were refined using the following method: *simulated annealing, molecular dynamics*.

Of the 75 calculated structures, 15 were deposited, based on the following criterion: *structures with the lowest energy*.

The following table shows the software used for structure solution, optimisation and refinement.

Software name	Classification	Version
X-PLOR NIH	structure solution	
X-PLOR NIH	refinement	

The following table shows chemical shift validation statistics as aggregates over all chemical shift files. Detailed validation can be found in section 7 of this report.

Chemical shift file(s)	working_cs.cif
Number of chemical shift lists	1
Total number of shifts	102
Number of shifts mapped to atoms	102
Number of unparsed shifts	0
Number of shifts with mapping errors	0
Number of shifts with mapping warnings	0
Assignment completeness (well-defined parts)	8%

6 Model quality i

6.1 Standard geometry i

There are no covalent bond-length or bond-angle outliers.

There are no bond-length outliers.

There are no bond-angle outliers.

There are no chirality outliers.

There are no planarity outliers.

6.2 Too-close contacts i

In the following table, the Non-H and H(model) columns list the number of non-hydrogen atoms and hydrogen atoms in each chain respectively. The H(added) column lists the number of hydrogen atoms added and optimized by MolProbity. The Clashes column lists the number of clashes averaged over the ensemble.

Mol	Chain	Non-H	H(model)	H(added)	Clashes
1	A	156	183	183	18±5
1	B	145	170	170	22±5
1	C	145	170	170	18±3
All	All	6690	7845	7845	727

The all-atom clashscore is defined as the number of clashes found per 1000 atoms (including hydrogen atoms). The all-atom clashscore for this structure is 50.

All unique clashes are listed below, sorted by their clash magnitude.

Atom-1	Atom-2	Clash(Å)	Distance(Å)	Models	
				Worst	Total
1:A:180:ILE:HD12	1:A:180:ILE:H	1.03	1.13	14	4
1:B:180:ILE:HD12	1:B:180:ILE:H	0.97	1.15	15	6
1:A:174:THR:O	1:A:177:VAL:HG22	0.95	1.61	14	14
1:C:180:ILE:H	1:C:180:ILE:HD12	0.92	1.23	11	1
1:B:174:THR:O	1:B:177:VAL:HG22	0.92	1.64	11	15
1:A:182:LEU:HD13	1:A:183:VAL:H	0.85	1.29	11	1
1:A:182:LEU:HD13	1:A:183:VAL:N	0.82	1.88	11	1
1:B:179:LEU:HD22	1:B:179:LEU:O	0.82	1.73	14	1
1:B:179:LEU:HD13	1:B:180:ILE:N	0.81	1.90	14	1
1:B:180:ILE:HD12	1:B:180:ILE:N	0.80	1.90	3	6
1:B:180:ILE:N	1:B:180:ILE:HD13	0.80	1.91	9	9
1:C:174:THR:O	1:C:177:VAL:HG22	0.78	1.77	12	2

Continued on next page...

Continued from previous page...

Atom-1	Atom-2	Clash(Å)	Distance(Å)	Models	
				Worst	Total
1:B:180:ILE:H	1:B:180:ILE:CD1	0.77	1.93	3	10
1:B:178:LEU:O	1:B:178:LEU:HD22	0.77	1.79	10	5
1:A:180:ILE:HD12	1:A:180:ILE:N	0.76	1.95	8	4
1:A:178:LEU:HD22	1:A:178:LEU:O	0.75	1.81	15	5
1:A:180:ILE:N	1:A:180:ILE:HD13	0.74	1.96	12	10
1:A:177:VAL:HG23	1:B:177:VAL:HB	0.73	1.58	6	9
1:B:177:VAL:O	1:C:177:VAL:HB	0.73	1.84	10	13
1:B:180:ILE:HD13	1:B:180:ILE:H	0.72	1.44	5	5
1:C:180:ILE:HD12	1:C:180:ILE:N	0.69	2.03	12	2
1:A:177:VAL:HB	1:C:177:VAL:O	0.68	1.87	11	1
1:A:178:LEU:C	1:A:178:LEU:HD13	0.68	2.09	14	8
1:B:178:LEU:C	1:B:178:LEU:HD13	0.67	2.10	9	7
1:A:179:LEU:HD21	1:A:182:LEU:HD22	0.67	1.66	9	1
1:A:182:LEU:C	1:A:182:LEU:HD22	0.67	2.10	11	1
1:A:179:LEU:C	1:A:179:LEU:HD13	0.67	2.10	9	1
1:A:180:ILE:H	1:A:180:ILE:CD1	0.66	1.95	14	5
1:C:180:ILE:H	1:C:180:ILE:CD1	0.66	2.02	11	2
1:C:178:LEU:C	1:C:178:LEU:HD13	0.64	2.13	12	7
1:B:177:VAL:O	1:C:177:VAL:CB	0.64	2.46	3	12
1:A:177:VAL:HG23	1:B:177:VAL:CB	0.63	2.22	3	8
1:A:180:ILE:O	1:A:182:LEU:N	0.63	2.31	7	2
1:C:170:LEU:HD22	1:C:170:LEU:N	0.63	2.08	2	2
1:C:170:LEU:HD22	1:C:170:LEU:H	0.61	1.55	2	1
1:C:178:LEU:O	1:C:181:PRO:CD	0.61	2.49	9	15
1:A:178:LEU:O	1:A:181:PRO:CD	0.61	2.49	11	14
1:B:177:VAL:HG23	1:C:177:VAL:HB	0.60	1.74	11	1
1:B:174:THR:O	1:B:177:VAL:CG2	0.60	2.49	12	8
1:B:179:LEU:HD13	1:B:179:LEU:C	0.60	2.16	14	1
1:A:174:THR:O	1:A:177:VAL:CG2	0.60	2.49	1	5
1:A:177:VAL:O	1:C:177:VAL:CG2	0.60	2.49	6	9
1:B:171:TRP:CD1	1:B:171:TRP:N	0.60	2.67	15	3
1:B:177:VAL:HG23	1:C:177:VAL:HG11	0.59	1.73	2	10
1:C:170:LEU:HD23	1:C:170:LEU:N	0.59	2.12	9	1
1:A:178:LEU:HD13	1:A:179:LEU:N	0.59	2.13	15	4
1:C:180:ILE:N	1:C:180:ILE:CD1	0.58	2.66	12	4
1:A:179:LEU:C	1:A:181:PRO:HD2	0.58	2.18	10	12
1:C:171:TRP:CD1	1:C:171:TRP:N	0.58	2.71	12	1
1:B:180:ILE:N	1:B:180:ILE:CD1	0.57	2.61	9	5
1:B:178:LEU:HD13	1:B:179:LEU:N	0.57	2.13	11	4
1:C:171:TRP:CD1	1:C:172:LEU:N	0.57	2.72	3	1
1:C:174:THR:O	1:C:177:VAL:CG1	0.57	2.53	14	6

Continued on next page...

Continued from previous page...

Atom-1	Atom-2	Clash(Å)	Distance(Å)	Models	
				Worst	Total
1:B:178:LEU:O	1:B:181:PRO:CD	0.57	2.52	14	15
1:B:176:LEU:HD22	1:B:176:LEU:N	0.57	2.14	9	1
1:A:181:PRO:HG3	1:B:180:ILE:HD12	0.57	1.77	4	5
1:C:179:LEU:O	1:C:182:LEU:HD13	0.57	1.99	14	5
1:C:178:LEU:O	1:C:178:LEU:HD23	0.56	2.00	5	4
1:A:174:THR:O	1:A:177:VAL:CG1	0.56	2.54	11	1
1:A:180:ILE:N	1:A:180:ILE:CD1	0.56	2.69	2	9
1:A:176:LEU:HD12	1:A:176:LEU:N	0.55	2.16	11	1
1:B:180:ILE:HD13	1:C:177:VAL:HG23	0.55	1.77	14	2
1:B:180:ILE:HG22	1:C:180:ILE:HG21	0.55	1.78	1	3
1:C:174:THR:O	1:C:177:VAL:CG2	0.55	2.53	12	2
1:B:177:VAL:HG23	1:C:177:VAL:CB	0.55	2.31	11	1
1:C:170:LEU:HD23	1:C:170:LEU:H	0.54	1.62	9	2
1:A:178:LEU:O	1:A:178:LEU:HD13	0.54	2.03	2	1
1:B:178:LEU:HD13	1:B:178:LEU:O	0.54	2.03	13	2
1:B:177:VAL:CG2	1:C:177:VAL:HG11	0.54	2.32	13	6
1:A:170:LEU:O	1:A:170:LEU:HD23	0.54	2.03	9	1
1:A:180:ILE:HD13	1:C:177:VAL:CG2	0.53	2.33	3	1
1:B:179:LEU:O	1:B:182:LEU:HD13	0.53	2.03	9	8
1:C:178:LEU:HD13	1:C:178:LEU:O	0.53	2.04	4	4
1:A:179:LEU:HD22	1:A:182:LEU:HD13	0.53	1.81	9	1
1:A:177:VAL:HG23	1:B:177:VAL:HG11	0.53	1.80	12	1
1:A:180:ILE:HD12	1:C:181:PRO:HG3	0.53	1.81	5	9
1:C:173:LEU:HD22	1:C:173:LEU:N	0.53	2.19	8	1
1:C:176:LEU:N	1:C:176:LEU:HD12	0.53	2.19	12	1
1:A:173:LEU:HD13	1:A:173:LEU:O	0.53	2.04	7	1
1:B:179:LEU:HD22	1:B:179:LEU:C	0.53	2.23	14	1
1:A:172:LEU:HD12	1:A:172:LEU:N	0.52	2.19	7	1
1:B:180:ILE:CD1	1:B:180:ILE:H	0.52	2.13	9	2
1:A:178:LEU:HD13	1:A:178:LEU:O	0.52	2.04	4	3
1:B:177:VAL:O	1:C:177:VAL:CG1	0.52	2.57	3	2
1:A:180:ILE:C	1:B:180:ILE:HG21	0.52	2.26	4	2
1:C:172:LEU:O	1:C:172:LEU:HD23	0.52	2.05	6	2
1:C:180:ILE:O	1:C:183:VAL:HG12	0.52	2.04	6	2
1:C:170:LEU:N	1:C:170:LEU:HD12	0.51	2.19	14	2
1:A:179:LEU:C	1:A:181:PRO:CD	0.51	2.79	2	13
1:C:177:VAL:HA	1:C:180:ILE:HG12	0.51	1.83	6	6
1:B:177:VAL:C	1:C:177:VAL:HG11	0.51	2.26	3	5
1:C:170:LEU:H	1:C:170:LEU:CD2	0.51	2.18	2	2
1:A:170:LEU:HD12	1:A:170:LEU:N	0.51	2.21	14	1
1:B:170:LEU:N	1:B:170:LEU:CD1	0.50	2.75	1	2

Continued on next page...

Continued from previous page...

Atom-1	Atom-2	Clash(Å)	Distance(Å)	Models	
				Worst	Total
1:A:178:LEU:O	1:A:181:PRO:CG	0.50	2.60	7	1
1:B:170:LEU:N	1:B:170:LEU:HD12	0.50	2.22	1	1
1:A:177:VAL:HG23	1:B:177:VAL:CG1	0.50	2.36	14	4
1:B:179:LEU:HD23	1:B:182:LEU:CD1	0.50	2.36	3	1
1:C:172:LEU:N	1:C:172:LEU:HD22	0.50	2.21	12	1
1:B:172:LEU:N	1:B:172:LEU:CD2	0.50	2.74	9	3
1:B:179:LEU:C	1:B:181:PRO:CD	0.50	2.80	8	14
1:C:172:LEU:HA	1:C:175:ILE:HD12	0.49	1.84	1	1
1:B:170:LEU:CD2	1:B:170:LEU:N	0.49	2.74	3	5
1:C:171:TRP:O	1:C:174:THR:OG1	0.49	2.30	9	11
1:C:170:LEU:CD2	1:C:170:LEU:N	0.49	2.75	4	1
1:B:172:LEU:N	1:B:172:LEU:HD22	0.49	2.21	9	3
1:A:177:VAL:CG2	1:B:177:VAL:O	0.49	2.61	11	1
1:C:170:LEU:N	1:C:170:LEU:CD2	0.49	2.75	5	4
1:A:171:TRP:CD1	1:A:171:TRP:C	0.49	2.86	6	2
1:B:172:LEU:HD13	1:B:172:LEU:O	0.49	2.07	6	1
1:A:180:ILE:CG2	1:B:180:ILE:HG21	0.49	2.38	3	1
1:A:179:LEU:O	1:A:182:LEU:HD13	0.49	2.07	10	5
1:C:179:LEU:C	1:C:181:PRO:HD2	0.49	2.28	12	6
1:A:183:VAL:HG13	1:A:184:PHE:N	0.49	2.23	4	14
1:B:177:VAL:O	1:C:177:VAL:HG11	0.49	2.07	3	1
1:C:172:LEU:N	1:C:172:LEU:CD2	0.49	2.75	12	1
1:B:178:LEU:C	1:B:178:LEU:CD1	0.48	2.81	15	4
1:A:177:VAL:HG11	1:C:177:VAL:HG23	0.48	1.85	11	1
1:C:173:LEU:C	1:C:173:LEU:HD13	0.48	2.28	4	1
1:A:170:LEU:N	1:A:170:LEU:CD2	0.48	2.75	7	1
1:A:180:ILE:N	1:A:181:PRO:HD2	0.48	2.24	7	1
1:A:178:LEU:O	1:A:178:LEU:HD22	0.48	2.08	10	2
1:B:176:LEU:HD13	1:B:176:LEU:O	0.48	2.09	15	3
1:A:170:LEU:N	1:A:170:LEU:HD22	0.48	2.22	7	1
1:B:178:LEU:O	1:B:178:LEU:HD23	0.48	2.08	1	4
1:A:172:LEU:HD13	1:A:172:LEU:O	0.48	2.08	15	3
1:B:170:LEU:N	1:B:170:LEU:HD22	0.48	2.23	10	4
1:A:177:VAL:O	1:B:177:VAL:CG1	0.48	2.62	12	1
1:C:170:LEU:HD13	1:C:170:LEU:O	0.47	2.09	15	2
1:A:171:TRP:O	1:A:174:THR:OG1	0.47	2.31	11	6
1:A:177:VAL:CB	1:C:177:VAL:O	0.47	2.59	11	1
1:B:177:VAL:HG23	1:C:177:VAL:CG1	0.47	2.38	11	1
1:C:178:LEU:O	1:C:181:PRO:HD3	0.47	2.09	9	5
1:A:177:VAL:HG11	1:C:177:VAL:CG2	0.47	2.39	11	1
1:B:170:LEU:HD12	1:B:170:LEU:N	0.47	2.24	5	1

Continued on next page...

Continued from previous page...

Atom-1	Atom-2	Clash(Å)	Distance(Å)	Models	
				Worst	Total
1:A:172:LEU:N	1:A:172:LEU:CD1	0.47	2.77	7	1
1:C:180:ILE:HD12	1:C:180:ILE:H	0.47	1.64	12	1
1:C:183:VAL:HG13	1:C:184:PHE:N	0.47	2.23	9	8
1:A:177:VAL:O	1:C:177:VAL:HG21	0.47	2.09	3	2
1:B:183:VAL:HG13	1:B:184:PHE:N	0.47	2.25	7	11
1:B:171:TRP:O	1:B:174:THR:OG1	0.47	2.32	6	9
1:A:176:LEU:O	1:A:176:LEU:HD13	0.47	2.09	12	2
1:A:177:VAL:CG2	1:C:177:VAL:O	0.47	2.63	11	1
1:A:177:VAL:HB	1:C:177:VAL:HG13	0.47	1.87	9	8
1:B:170:LEU:HD13	1:B:170:LEU:O	0.47	2.10	12	2
1:B:176:LEU:N	1:B:176:LEU:CD2	0.47	2.78	9	1
1:B:182:LEU:O	1:B:185:ILE:HG22	0.47	2.09	15	1
1:C:176:LEU:N	1:C:176:LEU:CD2	0.46	2.78	7	1
1:A:177:VAL:HG13	1:B:177:VAL:HB	0.46	1.87	11	1
1:A:177:VAL:C	1:B:177:VAL:HG11	0.46	2.30	12	1
1:A:180:ILE:HD13	1:A:180:ILE:H	0.46	1.70	5	3
1:B:178:LEU:O	1:B:181:PRO:HD3	0.46	2.10	12	1
1:C:179:LEU:C	1:C:181:PRO:CD	0.46	2.84	6	15
1:B:172:LEU:N	1:B:172:LEU:HD12	0.46	2.26	7	1
1:A:176:LEU:N	1:A:176:LEU:CD1	0.46	2.77	11	1
1:C:173:LEU:N	1:C:173:LEU:CD2	0.46	2.79	8	1
1:C:179:LEU:O	1:C:182:LEU:HD12	0.46	2.11	1	1
1:B:180:ILE:N	1:B:181:PRO:CD	0.46	2.78	6	10
1:B:178:LEU:HD23	1:B:178:LEU:O	0.46	2.10	3	1
1:C:170:LEU:N	1:C:170:LEU:HD22	0.45	2.25	4	2
1:C:171:TRP:CG	1:C:172:LEU:N	0.45	2.85	6	3
1:A:180:ILE:N	1:A:181:PRO:CD	0.45	2.79	12	2
1:B:179:LEU:C	1:B:181:PRO:HD2	0.45	2.32	4	9
1:A:182:LEU:CD1	1:A:183:VAL:N	0.45	2.73	11	1
1:A:178:LEU:C	1:A:178:LEU:CD1	0.45	2.85	1	5
1:A:174:THR:O	1:A:177:VAL:HG13	0.45	2.11	11	1
1:A:179:LEU:CD2	1:A:182:LEU:HD22	0.45	2.40	9	1
1:A:178:LEU:O	1:A:181:PRO:HD3	0.45	2.12	11	1
1:C:176:LEU:N	1:C:176:LEU:CD1	0.45	2.80	12	1
1:A:178:LEU:O	1:A:178:LEU:CD2	0.44	2.65	13	4
1:B:178:LEU:O	1:B:178:LEU:CD2	0.44	2.65	2	8
1:B:177:VAL:O	1:C:177:VAL:CG2	0.44	2.65	2	4
1:B:178:LEU:O	1:B:181:PRO:HD2	0.44	2.11	1	3
1:C:176:LEU:O	1:C:180:ILE:HD13	0.44	2.11	4	1
1:C:178:LEU:C	1:C:178:LEU:CD1	0.44	2.86	12	4
1:C:184:PHE:C	1:C:184:PHE:CD1	0.44	2.91	10	1

Continued on next page...

Continued from previous page...

Atom-1	Atom-2	Clash(Å)	Distance(Å)	Models	
				Worst	Total
1:A:171:TRP:CG	1:A:172:LEU:N	0.44	2.85	12	2
1:A:180:ILE:N	1:A:181:PRO:HD3	0.44	2.28	12	1
1:A:180:ILE:CB	1:B:180:ILE:HG21	0.44	2.43	3	1
1:C:183:VAL:CG1	1:C:184:PHE:N	0.43	2.81	9	7
1:B:176:LEU:CD2	1:B:176:LEU:H	0.43	2.26	9	1
1:A:181:PRO:N	1:B:180:ILE:HG21	0.43	2.28	5	1
1:A:179:LEU:HD13	1:A:179:LEU:O	0.43	2.13	9	1
1:A:177:VAL:HG12	1:C:178:LEU:N	0.43	2.29	1	2
1:C:176:LEU:N	1:C:176:LEU:HD22	0.43	2.28	7	1
1:C:177:VAL:CG2	1:C:178:LEU:N	0.43	2.81	12	1
1:A:183:VAL:CG1	1:A:184:PHE:N	0.42	2.82	15	4
1:A:179:LEU:C	1:A:179:LEU:CD1	0.42	2.84	9	1
1:C:177:VAL:HG23	1:C:178:LEU:N	0.42	2.28	12	1
1:C:179:LEU:O	1:C:179:LEU:HD23	0.42	2.15	4	1
1:C:170:LEU:N	1:C:170:LEU:CD1	0.42	2.82	13	1
1:A:182:LEU:C	1:A:182:LEU:CD2	0.42	2.83	11	1
1:B:180:ILE:CG2	1:C:180:ILE:HG21	0.42	2.44	11	1
1:A:181:PRO:N	1:B:180:ILE:HG12	0.42	2.29	15	1
1:B:177:VAL:O	1:C:177:VAL:HG21	0.41	2.14	8	2
1:C:172:LEU:O	1:C:172:LEU:HD13	0.41	2.15	10	1
1:A:176:LEU:CD1	1:A:176:LEU:H	0.41	2.29	11	1
1:A:171:TRP:CD1	1:A:172:LEU:N	0.41	2.89	13	1
1:C:178:LEU:O	1:C:178:LEU:HD13	0.41	2.16	14	1
1:C:184:PHE:CD1	1:C:184:PHE:C	0.41	2.94	3	1
1:C:180:ILE:N	1:C:181:PRO:CD	0.41	2.83	4	1
1:A:180:ILE:CD1	1:A:180:ILE:H	0.41	2.28	12	1
1:B:179:LEU:HD23	1:B:182:LEU:HD12	0.40	1.92	3	1
1:A:170:LEU:HD23	1:A:170:LEU:C	0.40	2.36	9	1
1:B:180:ILE:N	1:B:181:PRO:HD3	0.40	2.31	14	1
1:A:180:ILE:HG22	1:B:180:ILE:HG21	0.40	1.92	3	1
1:A:170:LEU:N	1:A:170:LEU:CD1	0.40	2.84	14	1
1:B:183:VAL:CG1	1:B:184:PHE:N	0.40	2.84	7	1
1:C:174:THR:O	1:C:177:VAL:HG13	0.40	2.16	9	1
1:C:178:LEU:O	1:C:178:LEU:CD2	0.40	2.70	11	1
1:B:186:TYR:CD1	1:B:186:TYR:C	0.40	2.95	4	1

6.3 Torsion angles [i](#)

6.3.1 Protein backbone [i](#)

In the following table, the Percentiles column shows the percent Ramachandran outliers of the chain as a percentile score with respect to all PDB entries followed by that with respect to all NMR entries. The Analysed column shows the number of residues for which the backbone conformation was analysed and the total number of residues.

Mol	Chain	Analysed	Favoured	Allowed	Outliers	Percentiles	
1	A	18/28 (64%)	17±0 (93±2%)	1±0 (6±2%)	0±0 (0±1%)	38	78
1	B	17/28 (61%)	16±0 (94±0%)	1±0 (5±1%)	0±0 (0±1%)	38	78
1	C	17/28 (61%)	16±0 (94±1%)	1±0 (6±1%)	0±0 (0±0%)	100	100
All	All	780/1260 (62%)	731 (94%)	47 (6%)	2 (0%)	44	80

All 2 unique Ramachandran outliers are listed below. They are sorted by the frequency of occurrence in the ensemble.

Mol	Chain	Res	Type	Models (Total)
1	A	181	PRO	1
1	B	180	ILE	1

6.3.2 Protein sidechains [i](#)

In the following table, the Percentiles column shows the percent sidechain outliers of the chain as a percentile score with respect to all PDB entries followed by that with respect to all NMR entries. The Analysed column shows the number of residues for which the sidechain conformation was analysed and the total number of residues.

Mol	Chain	Analysed	Rotameric	Outliers	Percentiles	
1	A	18/28 (64%)	14±1 (79±7%)	4±1 (21±7%)	3	31
1	B	17/28 (61%)	13±1 (75±8%)	4±1 (25±8%)	2	24
1	C	17/28 (61%)	14±1 (82±7%)	3±1 (18±7%)	4	38
All	All	780/1260 (62%)	612 (78%)	168 (22%)	3	31

All 40 unique residues with a non-rotameric sidechain are listed below. They are sorted by the frequency of occurrence in the ensemble.

Mol	Chain	Res	Type	Models (Total)
1	C	177	VAL	13
1	B	178	LEU	12

Continued on next page...

Continued from previous page...

Mol	Chain	Res	Type	Models (Total)
1	A	174	THR	12
1	B	174	THR	10
1	C	174	THR	10
1	A	178	LEU	10
1	A	180	ILE	8
1	B	180	ILE	8
1	A	176	LEU	7
1	B	186	TYR	6
1	B	177	VAL	5
1	B	171	TRP	5
1	A	177	VAL	5
1	A	172	LEU	4
1	B	185	ILE	4
1	C	172	LEU	4
1	C	186	TYR	4
1	C	171	TRP	3
1	A	171	TRP	3
1	B	176	LEU	3
1	B	175	ILE	3
1	C	170	LEU	3
1	B	173	LEU	2
1	A	187	ARG	2
1	C	180	ILE	2
1	B	172	LEU	2
1	B	170	LEU	2
1	A	185	ILE	2
1	C	176	LEU	2
1	B	179	LEU	2
1	A	179	LEU	1
1	C	175	ILE	1
1	A	173	LEU	1
1	A	175	ILE	1
1	C	179	LEU	1
1	A	184	PHE	1
1	A	182	LEU	1
1	C	178	LEU	1
1	C	173	LEU	1
1	C	184	PHE	1

6.3.3 RNA ⓘ

There are no RNA molecules in this entry.

6.4 Non-standard residues in protein, DNA, RNA chains [i](#)

There are no non-standard protein/DNA/RNA residues in this entry.

6.5 Carbohydrates [i](#)

There are no monosaccharides in this entry.

6.6 Ligand geometry [i](#)

There are no ligands in this entry.

6.7 Other polymers [i](#)

There are no such molecules in this entry.

6.8 Polymer linkage issues [i](#)

There are no chain breaks in this entry.

7 Chemical shift validation i

The completeness of assignment taking into account all chemical shift lists is 8% for the well-defined parts and 7% for the entire structure.

7.1 Chemical shift list 1

File name: working_cs.cif

Chemical shift list name: *assigned_chem_shift_list_1*

7.1.1 Bookkeeping i

The following table shows the results of parsing the chemical shift list and reports the number of nuclei with statistically unusual chemical shifts.

Total number of shifts	102
Number of shifts mapped to atoms	102
Number of unparsed shifts	0
Number of shifts with mapping errors	0
Number of shifts with mapping warnings	0
Number of shift outliers (ShiftChecker)	0

7.1.2 Chemical shift referencing i

The following table shows the suggested chemical shift referencing corrections.

Nucleus	# values	Correction \pm precision, ppm	Suggested action
$^{13}\text{C}_\alpha$	27	1.97 ± 0.56	Should be checked
$^{13}\text{C}_\beta$	0	—	None (insufficient data)
$^{13}\text{C}'$	25	-0.28 ± 0.38	None needed (< 0.5 ppm)
^{15}N	25	1.11 ± 0.69	None needed (imprecise)

7.1.3 Completeness of resonance assignments i

The following table shows the completeness of the chemical shift assignments for the well-defined regions of the structure. The overall completeness is 8%, i.e. 69 atoms were assigned a chemical shift out of a possible 887. 0 out of 27 assigned methyl groups (LEU and VAL) were assigned stereospecifically.

	Total	^1H	^{13}C	^{15}N
Backbone	69/254 (27%)	17/101 (17%)	35/104 (34%)	17/49 (35%)
Sidechain	0/540 (0%)	0/371 (0%)	0/166 (0%)	0/3 (0%)

Continued on next page...

Continued from previous page...

	Total	¹ H	¹³ C	¹⁵ N
Aromatic	0/93 (0%)	0/45 (0%)	0/45 (0%)	0/3 (0%)
Overall	69/887 (8%)	17/517 (3%)	35/315 (11%)	17/55 (31%)

The following table shows the completeness of the chemical shift assignments for the full structure. The overall completeness is 7%, i.e. 102 atoms were assigned a chemical shift out of a possible 1482. 0 out of 27 assigned methyl groups (LEU and VAL) were assigned stereospecifically.

	Total	¹ H	¹³ C	¹⁵ N
Backbone	102/414 (25%)	25/165 (15%)	52/168 (31%)	25/81 (31%)
Sidechain	0/948 (0%)	0/621 (0%)	0/270 (0%)	0/57 (0%)
Aromatic	0/120 (0%)	0/57 (0%)	0/60 (0%)	0/3 (0%)
Overall	102/1482 (7%)	25/843 (3%)	52/498 (10%)	25/141 (18%)

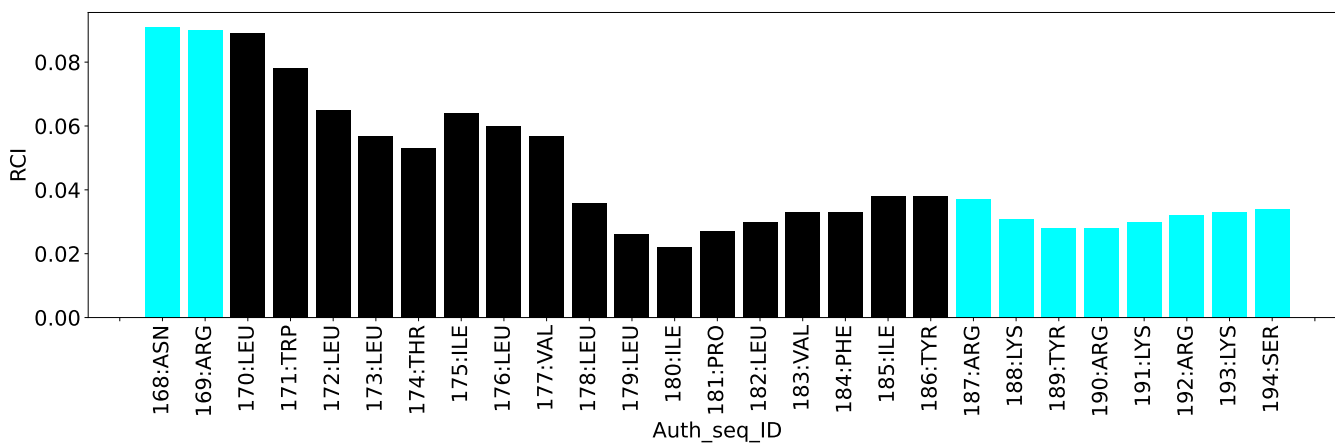
7.1.4 Statistically unusual chemical shifts [i](#)

There are no statistically unusual chemical shifts.

7.1.5 Random Coil Index (RCI) plots [i](#)

The image below reports *random coil index* values for the protein chains in the structure. The height of each bar gives a probability of a given residue to be disordered, as predicted from the available chemical shifts and the amino acid sequence. A value above 0.2 is an indication of significant predicted disorder. The colour of the bar shows whether the residue is in the well-defined core (black) or in the ill-defined residue ranges (cyan), as described in section 2 on ensemble composition. If well-defined core and ill-defined regions are not identified then it is shown as gray bars.

Random coil index (RCI) for chain A:



8 NMR restraints analysis

8.1 Conformationally restricting restraints

The following table provides the summary of experimentally observed NMR restraints in different categories. Restraints are classified into different categories based on the sequence separation of the atoms involved.

Description	Value
Total distance restraints	231
Intra-residue ($ i-j =0$)	45
Sequential ($ i-j =1$)	96
Medium range ($ i-j >1$ and $ i-j <5$)	90
Long range ($ i-j \geq 5$)	0
Inter-chain	0
Hydrogen bond restraints	0
Disulfide bond restraints	0
Total dihedral-angle restraints	4
Number of unmapped restraints	0
Number of restraints per residue	2.8
Number of long range restraints per residue ¹	0.0

¹Long range hydrogen bonds and disulfide bonds are counted as long range restraints while calculating the number of long range restraints per residue

8.2 Residual restraint violations

This section provides the overview of the restraint violations analysis. The violations are binned as small, medium and large violations based on its absolute value. Average number of violations per model is calculated by dividing the total number of violations in each bin by the size of the ensemble.

8.2.1 Average number of distance violations per model

Distance violations less than 0.1 Å are not included in the calculation.

Bins (Å)	Average number of violations per model	Max (Å)
0.1-0.2 (Small)	14.0	0.2
0.2-0.5 (Medium)	9.0	0.5
>0.5 (Large)	19.4	2.26

8.2.2 Average number of dihedral-angle violations per model

Dihedral-angle violations less than 1° are not included in the calculation. There are no dihedral-angle violations

9 Distance violation analysis i

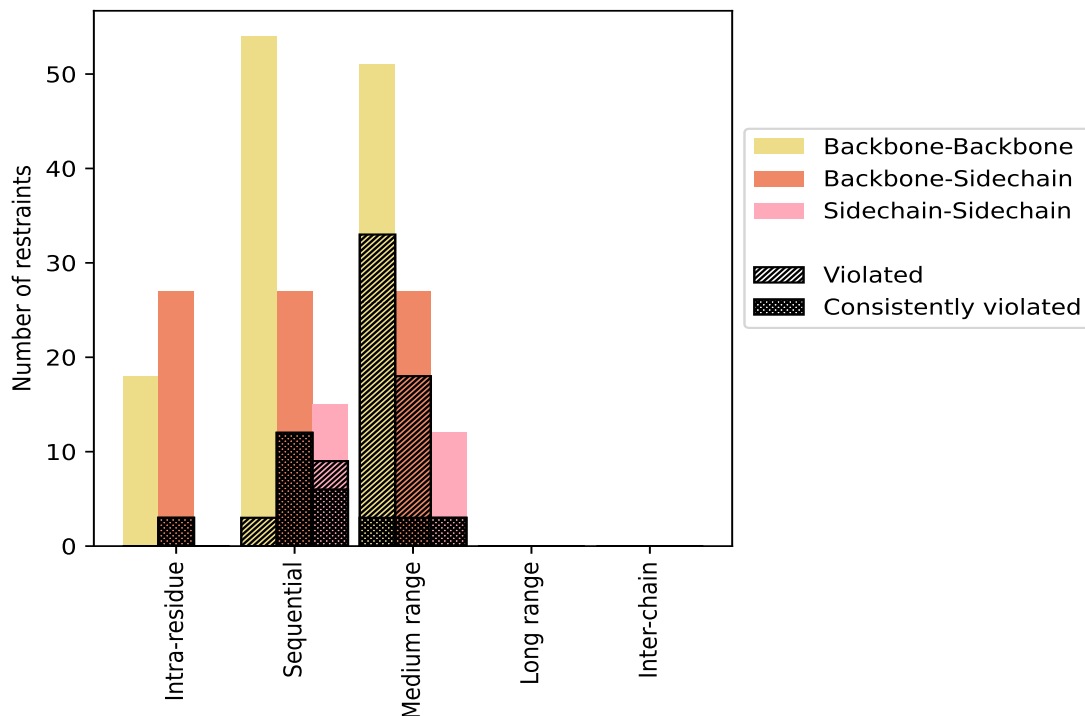
9.1 Summary of distance violations i

The following table shows the summary of distance violations in different restraint categories based on the sequence separation of the atoms involved. Each category is further sub-divided into three sub-categories based on the atoms involved. Violations less than 0.1 Å are not included in the statistics.

Restrains type	Count	% ¹	Violated ³			Consistently Violated ⁴		
			Count	% ²	% ¹	Count	% ²	% ¹
Intra-residue ($i-j =0$)	45	19.5	3	6.7	1.3	3	6.7	1.3
Backbone-Backbone	18	7.8	0	0.0	0.0	0	0.0	0.0
Backbone-Sidechain	27	11.7	3	11.1	1.3	3	11.1	1.3
Sidechain-Sidechain	0	0.0	0	0.0	0.0	0	0.0	0.0
Sequential ($i-j =1$)	96	41.6	24	25.0	10.4	18	18.8	7.8
Backbone-Backbone	54	23.4	3	5.6	1.3	0	0.0	0.0
Backbone-Sidechain	27	11.7	12	44.4	5.2	12	44.4	5.2
Sidechain-Sidechain	15	6.5	9	60.0	3.9	6	40.0	2.6
Medium range ($i-j >1$ & $i-j <5$)	90	39.0	54	60.0	23.4	9	10.0	3.9
Backbone-Backbone	51	22.1	33	64.7	14.3	3	5.9	1.3
Backbone-Sidechain	27	11.7	18	66.7	7.8	3	11.1	1.3
Sidechain-Sidechain	12	5.2	3	25.0	1.3	3	25.0	1.3
Long range ($i-j \geq 5$)	0	0.0	0	0.0	0.0	0	0.0	0.0
Backbone-Backbone	0	0.0	0	0.0	0.0	0	0.0	0.0
Backbone-Sidechain	0	0.0	0	0.0	0.0	0	0.0	0.0
Sidechain-Sidechain	0	0.0	0	0.0	0.0	0	0.0	0.0
Inter-chain	0	0.0	0	0.0	0.0	0	0.0	0.0
Backbone-Backbone	0	0.0	0	0.0	0.0	0	0.0	0.0
Backbone-Sidechain	0	0.0	0	0.0	0.0	0	0.0	0.0
Sidechain-Sidechain	0	0.0	0	0.0	0.0	0	0.0	0.0
Hydrogen bond	0	0.0	0	0.0	0.0	0	0.0	0.0
Disulfide bond	0	0.0	0	0.0	0.0	0	0.0	0.0
Total	231	100.0	81	35.1	35.1	30	13.0	13.0
Backbone-Backbone	123	53.2	36	29.3	15.6	3	2.4	1.3
Backbone-Sidechain	81	35.1	33	40.7	14.3	18	22.2	7.8
Sidechain-Sidechain	27	11.7	12	44.4	5.2	9	33.3	3.9

¹ percentage calculated with respect to the total number of distance restraints, ² percentage calculated with respect to the number of restraints in a particular restraint category, ³ violated in at least one model, ⁴ violated in all the models

9.1.1 Bar chart : Distribution of distance restraints and violations [i](#)



Violated and consistently violated restraints are shown using different hatch patterns in their respective categories. The hydrogen bonds and disulfid bonds are counted in their appropriate category on the x-axis

9.2 Distance violation statistics for each model [i](#)

The following table provides the distance violation statistics for each model in the ensemble. Violations less than 0.1 Å are not included in the statistics.

Model ID	Number of violations						Mean (Å)	Max (Å)	SD ⁶ (Å)	Median (Å)
	IR ¹	SQ ²	MR ³	LR ⁴	IC ⁵	Total				
1	3	18	15	0	0	36	0.77	2.18	0.68	0.48
2	3	18	21	0	0	42	0.7	1.94	0.65	0.32
3	3	21	18	0	0	42	0.76	2.26	0.67	0.44
4	3	18	18	0	0	39	0.84	2.05	0.75	0.34
5	3	18	21	0	0	42	0.89	2.01	0.74	0.55
6	3	18	24	0	0	45	0.81	2.03	0.72	0.45
7	3	18	18	0	0	39	0.88	1.96	0.74	0.46
8	3	18	18	0	0	39	0.67	2.02	0.64	0.31
9	3	18	24	0	0	45	0.75	1.88	0.67	0.48
10	3	18	24	0	0	45	0.7	1.78	0.64	0.44
11	3	21	21	0	0	45	0.56	1.85	0.59	0.27

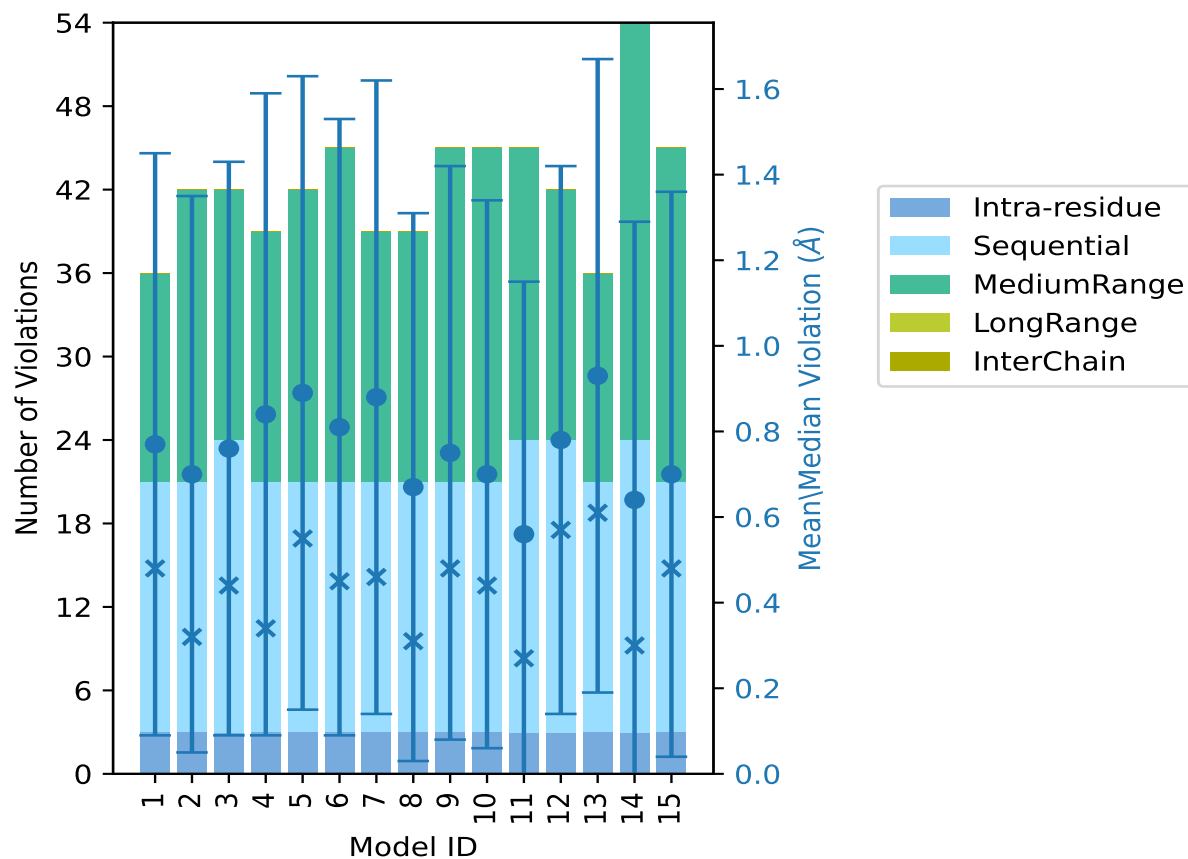
Continued on next page...

Continued from previous page...

Model ID	Number of violations						Mean (Å)	Max (Å)	SD ⁶ (Å)	Median (Å)
	IR ¹	SQ ²	MR ³	LR ⁴	IC ⁵	Total				
12	3	21	18	0	0	42	0.78	1.96	0.64	0.57
13	3	18	15	0	0	36	0.93	2.05	0.74	0.61
14	3	21	30	0	0	54	0.64	2.01	0.65	0.3
15	3	18	24	0	0	45	0.7	1.99	0.66	0.48

¹Intra-residue restraints, ²Sequential restraints, ³Medium range restraints, ⁴Long range restraints, ⁵Inter-chain restraints, ⁶Standard deviation

9.2.1 Bar graph : Distance Violation statistics for each model [i](#)



The mean(dot),median(x) and the standard deviation are shown in blue with respect to the y axis on the right

9.3 Distance violation statistics for the ensemble [i](#)

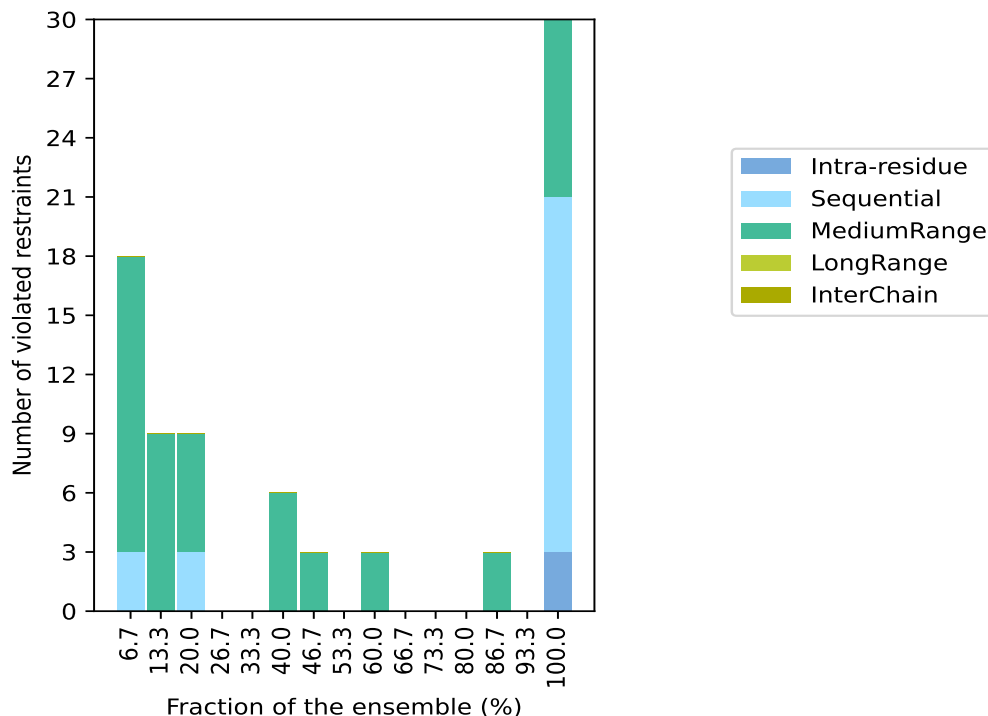
Violation analysis may find that some restraints are violated in few models and some are violated in most of models. The following table provides this information as number of violated restraints

for a given fraction of the ensemble. In total, 150(IR:42, SQ:72, MR:36, LR:0, IC:0) restraints are not violated in the ensemble.

Number of violated restraints						Fraction of the ensemble	
IR ¹	SQ ²	MR ³	LR ⁴	IC ⁵	Total	Count ⁶	%
0	3	15	0	0	18	1	6.7
0	0	9	0	0	9	2	13.3
0	3	6	0	0	9	3	20.0
0	0	0	0	0	0	4	26.7
0	0	0	0	0	0	5	33.3
0	0	6	0	0	6	6	40.0
0	0	3	0	0	3	7	46.7
0	0	0	0	0	0	8	53.3
0	0	3	0	0	3	9	60.0
0	0	0	0	0	0	10	66.7
0	0	0	0	0	0	11	73.3
0	0	0	0	0	0	12	80.0
0	0	3	0	0	3	13	86.7
0	0	0	0	0	0	14	93.3
3	18	9	0	0	30	15	100.0

¹Intra-residue restraints, ²Sequential restraints, ³Medium range restraints, ⁴Long range restraints, ⁵Inter-chain restraints, ⁶ Number of models with violations

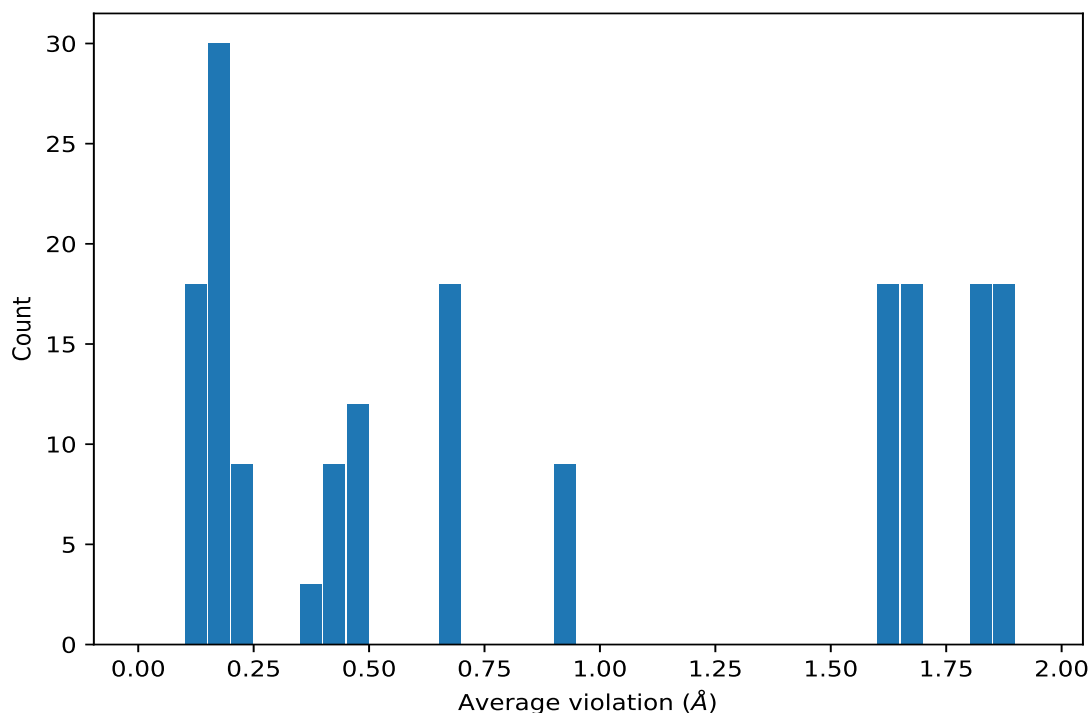
9.3.1 Bar graph : Distance violation statistics for the ensemble [i](#)



9.4 Most violated distance restraints in the ensemble [i](#)

9.4.1 Histogram : Distribution of mean distance violations [i](#)

The following histogram shows the distribution of the average value of the violation. The average is calculated for each restraint that is violated in more than one model over all the violated models in the ensemble



9.4.2 Table: Most violated distance restraints [i](#)

The following table provides the mean and the standard deviation of the violation for each restraint sorted by number of violated models and the mean value. The Key (restraint list ID, restraint ID) is the unique identifier for a given restraint. Rows with same key represent combinatorial or ambiguous restraints and are counted as a single restraint.

Key	Atom-1	Atom-2	Models ¹	Mean (Å)	SD ¹ (Å)	Median (Å)
(1,223)	1:B:183:VAL:HG21	1:B:184:PHE:HD1	15	1.88	0.19	1.9
(1,223)	1:B:183:VAL:HG21	1:B:184:PHE:HD2	15	1.88	0.19	1.9
(1,223)	1:B:183:VAL:HG22	1:B:184:PHE:HD1	15	1.88	0.19	1.9
(1,223)	1:B:183:VAL:HG22	1:B:184:PHE:HD2	15	1.88	0.19	1.9
(1,223)	1:B:183:VAL:HG23	1:B:184:PHE:HD1	15	1.88	0.19	1.9
(1,223)	1:B:183:VAL:HG23	1:B:184:PHE:HD2	15	1.88	0.19	1.9
(1,224)	1:B:183:VAL:HG21	1:B:184:PHE:HD1	15	1.88	0.19	1.9
(1,224)	1:B:183:VAL:HG21	1:B:184:PHE:HD2	15	1.88	0.19	1.9
(1,224)	1:B:183:VAL:HG22	1:B:184:PHE:HD1	15	1.88	0.19	1.9
(1,224)	1:B:183:VAL:HG22	1:B:184:PHE:HD2	15	1.88	0.19	1.9
(1,224)	1:B:183:VAL:HG23	1:B:184:PHE:HD1	15	1.88	0.19	1.9
(1,224)	1:B:183:VAL:HG23	1:B:184:PHE:HD2	15	1.88	0.19	1.9
(1,225)	1:B:183:VAL:HG21	1:B:184:PHE:HD1	15	1.88	0.19	1.9
(1,225)	1:B:183:VAL:HG21	1:B:184:PHE:HD2	15	1.88	0.19	1.9
(1,225)	1:B:183:VAL:HG22	1:B:184:PHE:HD1	15	1.88	0.19	1.9
(1,225)	1:B:183:VAL:HG22	1:B:184:PHE:HD2	15	1.88	0.19	1.9

Continued on next page...

Continued from previous page...

Key	Atom-1	Atom-2	Models ¹	Mean (Å)	SD ¹ (Å)	Median (Å)
(1,225)	1:B:183:VAL:HG23	1:B:184:PHE:HD1	15	1.88	0.19	1.9
(1,225)	1:B:183:VAL:HG23	1:B:184:PHE:HD2	15	1.88	0.19	1.9
(1,199)	1:B:176:LEU:H	1:B:178:LEU:HD11	15	1.8	0.21	1.82
(1,199)	1:B:176:LEU:H	1:B:178:LEU:HD12	15	1.8	0.21	1.82
(1,199)	1:B:176:LEU:H	1:B:178:LEU:HD13	15	1.8	0.21	1.82
(1,199)	1:B:176:LEU:H	1:B:178:LEU:HD21	15	1.8	0.21	1.82
(1,199)	1:B:176:LEU:H	1:B:178:LEU:HD22	15	1.8	0.21	1.82
(1,199)	1:B:176:LEU:H	1:B:178:LEU:HD23	15	1.8	0.21	1.82
(1,200)	1:B:176:LEU:H	1:B:178:LEU:HD11	15	1.8	0.21	1.82
(1,200)	1:B:176:LEU:H	1:B:178:LEU:HD12	15	1.8	0.21	1.82
(1,200)	1:B:176:LEU:H	1:B:178:LEU:HD13	15	1.8	0.21	1.82
(1,200)	1:B:176:LEU:H	1:B:178:LEU:HD21	15	1.8	0.21	1.82
(1,200)	1:B:176:LEU:H	1:B:178:LEU:HD22	15	1.8	0.21	1.82
(1,200)	1:B:176:LEU:H	1:B:178:LEU:HD23	15	1.8	0.21	1.82
(1,201)	1:B:176:LEU:H	1:B:178:LEU:HD11	15	1.8	0.21	1.82
(1,201)	1:B:176:LEU:H	1:B:178:LEU:HD12	15	1.8	0.21	1.82
(1,201)	1:B:176:LEU:H	1:B:178:LEU:HD13	15	1.8	0.21	1.82
(1,201)	1:B:176:LEU:H	1:B:178:LEU:HD21	15	1.8	0.21	1.82
(1,201)	1:B:176:LEU:H	1:B:178:LEU:HD22	15	1.8	0.21	1.82
(1,201)	1:B:176:LEU:H	1:B:178:LEU:HD23	15	1.8	0.21	1.82
(1,217)	1:B:180:ILE:HG21	1:B:181:PRO:HG2	15	1.67	0.24	1.7
(1,217)	1:B:180:ILE:HG21	1:B:181:PRO:HG3	15	1.67	0.24	1.7
(1,217)	1:B:180:ILE:HG22	1:B:181:PRO:HG2	15	1.67	0.24	1.7
(1,217)	1:B:180:ILE:HG22	1:B:181:PRO:HG3	15	1.67	0.24	1.7
(1,217)	1:B:180:ILE:HG23	1:B:181:PRO:HG2	15	1.67	0.24	1.7
(1,217)	1:B:180:ILE:HG23	1:B:181:PRO:HG3	15	1.67	0.24	1.7
(1,218)	1:B:180:ILE:HG21	1:B:181:PRO:HG2	15	1.67	0.24	1.7
(1,218)	1:B:180:ILE:HG21	1:B:181:PRO:HG3	15	1.67	0.24	1.7
(1,218)	1:B:180:ILE:HG22	1:B:181:PRO:HG2	15	1.67	0.24	1.7
(1,218)	1:B:180:ILE:HG22	1:B:181:PRO:HG3	15	1.67	0.24	1.7
(1,218)	1:B:180:ILE:HG23	1:B:181:PRO:HG2	15	1.67	0.24	1.7
(1,218)	1:B:180:ILE:HG23	1:B:181:PRO:HG3	15	1.67	0.24	1.7
(1,219)	1:B:180:ILE:HG21	1:B:181:PRO:HG2	15	1.67	0.24	1.7
(1,219)	1:B:180:ILE:HG21	1:B:181:PRO:HG3	15	1.67	0.24	1.7
(1,219)	1:B:180:ILE:HG22	1:B:181:PRO:HG2	15	1.67	0.24	1.7
(1,219)	1:B:180:ILE:HG22	1:B:181:PRO:HG3	15	1.67	0.24	1.7
(1,219)	1:B:180:ILE:HG23	1:B:181:PRO:HG2	15	1.67	0.24	1.7
(1,219)	1:B:180:ILE:HG23	1:B:181:PRO:HG3	15	1.67	0.24	1.7
(1,193)	1:B:174:THR:HG21	1:B:178:LEU:HB2	15	1.64	0.25	1.65
(1,193)	1:B:174:THR:HG21	1:B:178:LEU:HB3	15	1.64	0.25	1.65
(1,193)	1:B:174:THR:HG22	1:B:178:LEU:HB2	15	1.64	0.25	1.65
(1,193)	1:B:174:THR:HG22	1:B:178:LEU:HB3	15	1.64	0.25	1.65

Continued on next page...

Continued from previous page...

Key	Atom-1	Atom-2	Models ¹	Mean (Å)	SD ¹ (Å)	Median (Å)
(1,193)	1:B:174:THR:HG23	1:B:178:LEU:HB2	15	1.64	0.25	1.65
(1,193)	1:B:174:THR:HG23	1:B:178:LEU:HB3	15	1.64	0.25	1.65
(1,194)	1:B:174:THR:HG21	1:B:178:LEU:HB2	15	1.64	0.25	1.65
(1,194)	1:B:174:THR:HG21	1:B:178:LEU:HB3	15	1.64	0.25	1.65
(1,194)	1:B:174:THR:HG22	1:B:178:LEU:HB2	15	1.64	0.25	1.65
(1,194)	1:B:174:THR:HG22	1:B:178:LEU:HB3	15	1.64	0.25	1.65
(1,194)	1:B:174:THR:HG23	1:B:178:LEU:HB2	15	1.64	0.25	1.65
(1,194)	1:B:174:THR:HG23	1:B:178:LEU:HB3	15	1.64	0.25	1.65
(1,195)	1:B:174:THR:HG21	1:B:178:LEU:HB2	15	1.64	0.25	1.65
(1,195)	1:B:174:THR:HG21	1:B:178:LEU:HB3	15	1.64	0.25	1.65
(1,195)	1:B:174:THR:HG22	1:B:178:LEU:HB2	15	1.64	0.25	1.65
(1,195)	1:B:174:THR:HG22	1:B:178:LEU:HB3	15	1.64	0.25	1.65
(1,195)	1:B:174:THR:HG23	1:B:178:LEU:HB2	15	1.64	0.25	1.65
(1,195)	1:B:174:THR:HG23	1:B:178:LEU:HB3	15	1.64	0.25	1.65
(1,220)	1:B:180:ILE:HG21	1:B:181:PRO:HA	15	0.93	0.38	0.88
(1,220)	1:B:180:ILE:HG22	1:B:181:PRO:HA	15	0.93	0.38	0.88
(1,220)	1:B:180:ILE:HG23	1:B:181:PRO:HA	15	0.93	0.38	0.88
(1,221)	1:B:180:ILE:HG21	1:B:181:PRO:HA	15	0.93	0.38	0.88
(1,221)	1:B:180:ILE:HG22	1:B:181:PRO:HA	15	0.93	0.38	0.88
(1,221)	1:B:180:ILE:HG23	1:B:181:PRO:HA	15	0.93	0.38	0.88
(1,222)	1:B:180:ILE:HG21	1:B:181:PRO:HA	15	0.93	0.38	0.88
(1,222)	1:B:180:ILE:HG22	1:B:181:PRO:HA	15	0.93	0.38	0.88
(1,222)	1:B:180:ILE:HG23	1:B:181:PRO:HA	15	0.93	0.38	0.88
(1,205)	1:B:177:VAL:H	1:B:178:LEU:HD11	15	0.67	0.17	0.74
(1,205)	1:B:177:VAL:H	1:B:178:LEU:HD12	15	0.67	0.17	0.74
(1,205)	1:B:177:VAL:H	1:B:178:LEU:HD13	15	0.67	0.17	0.74
(1,205)	1:B:177:VAL:H	1:B:178:LEU:HD21	15	0.67	0.17	0.74
(1,205)	1:B:177:VAL:H	1:B:178:LEU:HD22	15	0.67	0.17	0.74
(1,205)	1:B:177:VAL:H	1:B:178:LEU:HD23	15	0.67	0.17	0.74
(1,206)	1:B:177:VAL:H	1:B:178:LEU:HD11	15	0.67	0.17	0.74
(1,206)	1:B:177:VAL:H	1:B:178:LEU:HD12	15	0.67	0.17	0.74
(1,206)	1:B:177:VAL:H	1:B:178:LEU:HD13	15	0.67	0.17	0.74
(1,206)	1:B:177:VAL:H	1:B:178:LEU:HD21	15	0.67	0.17	0.74
(1,206)	1:B:177:VAL:H	1:B:178:LEU:HD22	15	0.67	0.17	0.74
(1,206)	1:B:177:VAL:H	1:B:178:LEU:HD23	15	0.67	0.17	0.74
(1,207)	1:B:177:VAL:H	1:B:178:LEU:HD11	15	0.67	0.17	0.74
(1,207)	1:B:177:VAL:H	1:B:178:LEU:HD12	15	0.67	0.17	0.74
(1,207)	1:B:177:VAL:H	1:B:178:LEU:HD13	15	0.67	0.17	0.74
(1,207)	1:B:177:VAL:H	1:B:178:LEU:HD21	15	0.67	0.17	0.74
(1,207)	1:B:177:VAL:H	1:B:178:LEU:HD22	15	0.67	0.17	0.74
(1,207)	1:B:177:VAL:H	1:B:178:LEU:HD23	15	0.67	0.17	0.74
(1,21)	1:B:177:VAL:HG21	1:B:178:LEU:H	15	0.45	0.11	0.5

Continued on next page...

Continued from previous page...

Key	Atom-1	Atom-2	Models ¹	Mean (Å)	SD ¹ (Å)	Median (Å)
(1,21)	1:B:177:VAL:HG22	1:B:178:LEU:H	15	0.45	0.11	0.5
(1,21)	1:B:177:VAL:HG23	1:B:178:LEU:H	15	0.45	0.11	0.5
(1,85)	1:B:177:VAL:HG21	1:B:178:LEU:H	15	0.45	0.11	0.5
(1,85)	1:B:177:VAL:HG22	1:B:178:LEU:H	15	0.45	0.11	0.5
(1,85)	1:B:177:VAL:HG23	1:B:178:LEU:H	15	0.45	0.11	0.5
(1,149)	1:B:177:VAL:HG21	1:B:178:LEU:H	15	0.45	0.11	0.5
(1,149)	1:B:177:VAL:HG22	1:B:178:LEU:H	15	0.45	0.11	0.5
(1,149)	1:B:177:VAL:HG23	1:B:178:LEU:H	15	0.45	0.11	0.5
(1,202)	1:B:177:VAL:H	1:B:177:VAL:HG21	15	0.41	0.24	0.41
(1,202)	1:B:177:VAL:H	1:B:177:VAL:HG22	15	0.41	0.24	0.41
(1,202)	1:B:177:VAL:H	1:B:177:VAL:HG23	15	0.41	0.24	0.41
(1,203)	1:B:177:VAL:H	1:B:177:VAL:HG21	15	0.41	0.24	0.41
(1,203)	1:B:177:VAL:H	1:B:177:VAL:HG22	15	0.41	0.24	0.41
(1,203)	1:B:177:VAL:H	1:B:177:VAL:HG23	15	0.41	0.24	0.41
(1,204)	1:B:177:VAL:H	1:B:177:VAL:HG21	15	0.41	0.24	0.41
(1,204)	1:B:177:VAL:H	1:B:177:VAL:HG22	15	0.41	0.24	0.41
(1,204)	1:B:177:VAL:H	1:B:177:VAL:HG23	15	0.41	0.24	0.41
(1,27)	1:B:179:LEU:H	1:B:176:LEU:HA	15	0.36	0.08	0.35
(1,91)	1:B:179:LEU:H	1:B:176:LEU:HA	15	0.36	0.08	0.35
(1,155)	1:B:179:LEU:H	1:B:176:LEU:HA	15	0.36	0.08	0.35
(1,20)	1:B:177:VAL:HG11	1:B:178:LEU:H	15	0.18	0.07	0.17
(1,20)	1:B:177:VAL:HG12	1:B:178:LEU:H	15	0.18	0.07	0.17
(1,20)	1:B:177:VAL:HG13	1:B:178:LEU:H	15	0.18	0.07	0.17
(1,84)	1:B:177:VAL:HG11	1:B:178:LEU:H	15	0.18	0.07	0.17
(1,84)	1:B:177:VAL:HG12	1:B:178:LEU:H	15	0.18	0.07	0.17
(1,84)	1:B:177:VAL:HG13	1:B:178:LEU:H	15	0.18	0.07	0.17
(1,148)	1:B:177:VAL:HG11	1:B:178:LEU:H	15	0.18	0.07	0.17
(1,148)	1:B:177:VAL:HG12	1:B:178:LEU:H	15	0.18	0.07	0.17
(1,148)	1:B:177:VAL:HG13	1:B:178:LEU:H	15	0.18	0.07	0.17
(1,41)	1:B:182:LEU:HD11	1:B:180:ILE:H	13	0.17	0.05	0.15
(1,41)	1:B:182:LEU:HD12	1:B:180:ILE:H	13	0.17	0.05	0.15
(1,41)	1:B:182:LEU:HD13	1:B:180:ILE:H	13	0.17	0.05	0.15
(1,105)	1:B:182:LEU:HD11	1:B:180:ILE:H	13	0.17	0.05	0.15
(1,105)	1:B:182:LEU:HD12	1:B:180:ILE:H	13	0.17	0.05	0.15
(1,105)	1:B:182:LEU:HD13	1:B:180:ILE:H	13	0.17	0.05	0.15
(1,169)	1:B:182:LEU:HD11	1:B:180:ILE:H	13	0.17	0.05	0.15
(1,169)	1:B:182:LEU:HD12	1:B:180:ILE:H	13	0.17	0.05	0.15
(1,169)	1:B:182:LEU:HD13	1:B:180:ILE:H	13	0.17	0.05	0.15
(1,38)	1:B:182:LEU:H	1:B:180:ILE:HA	9	0.14	0.01	0.14
(1,102)	1:B:182:LEU:H	1:B:180:ILE:HA	9	0.14	0.01	0.14
(1,166)	1:B:182:LEU:H	1:B:180:ILE:HA	9	0.14	0.01	0.14
(1,28)	1:B:179:LEU:H	1:B:177:VAL:HA	7	0.14	0.02	0.14

Continued on next page...

Continued from previous page...

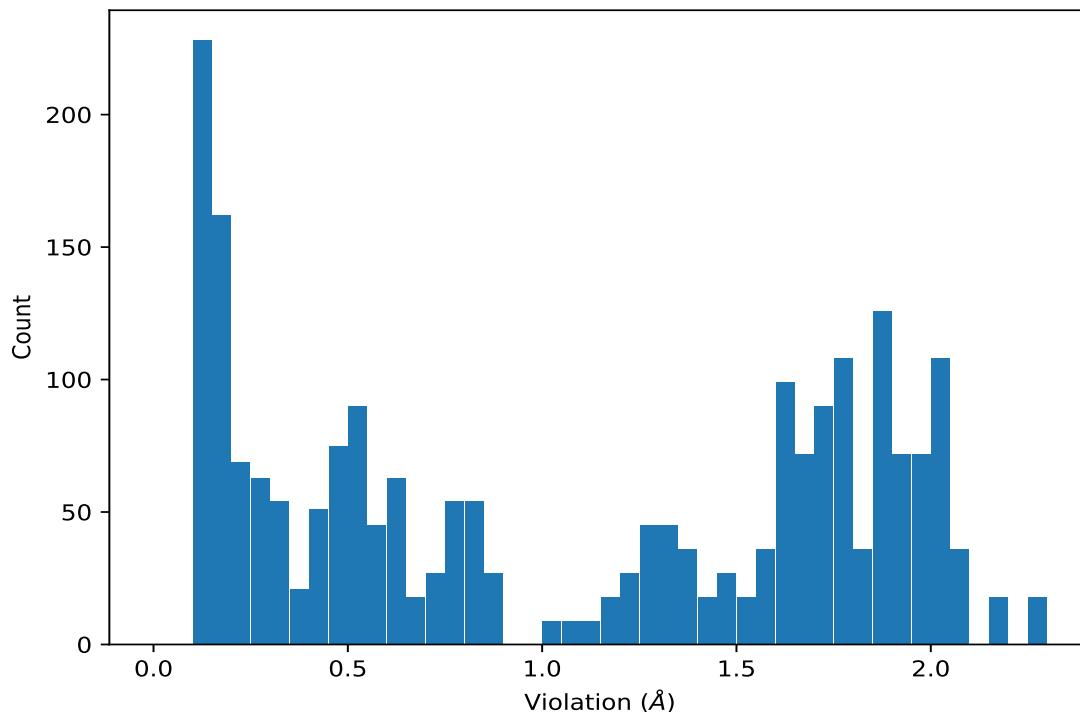
Key	Atom-1	Atom-2	Models ¹	Mean (Å)	SD ¹ (Å)	Median (Å)
(1,92)	1:B:179:LEU:H	1:B:177:VAL:HA	7	0.14	0.02	0.14
(1,156)	1:B:179:LEU:H	1:B:177:VAL:HA	7	0.14	0.02	0.14
(1,15)	1:B:176:LEU:H	1:B:173:LEU:HA	6	0.16	0.04	0.16
(1,79)	1:B:176:LEU:H	1:B:173:LEU:HA	6	0.16	0.04	0.16
(1,143)	1:B:176:LEU:H	1:B:173:LEU:HA	6	0.16	0.04	0.16
(1,39)	1:B:182:LEU:H	1:B:180:ILE:H	6	0.12	0.02	0.11
(1,103)	1:B:182:LEU:H	1:B:180:ILE:H	6	0.12	0.02	0.11
(1,167)	1:B:182:LEU:H	1:B:180:ILE:H	6	0.12	0.02	0.11
(1,37)	1:B:180:ILE:HD11	1:B:179:LEU:HG	3	0.24	0.11	0.2
(1,37)	1:B:180:ILE:HD12	1:B:179:LEU:HG	3	0.24	0.11	0.2
(1,37)	1:B:180:ILE:HD13	1:B:179:LEU:HG	3	0.24	0.11	0.2
(1,101)	1:B:180:ILE:HD11	1:B:179:LEU:HG	3	0.24	0.11	0.2
(1,101)	1:B:180:ILE:HD12	1:B:179:LEU:HG	3	0.24	0.11	0.2
(1,101)	1:B:180:ILE:HD13	1:B:179:LEU:HG	3	0.24	0.11	0.2
(1,165)	1:B:180:ILE:HD11	1:B:179:LEU:HG	3	0.24	0.11	0.2
(1,165)	1:B:180:ILE:HD12	1:B:179:LEU:HG	3	0.24	0.11	0.2
(1,165)	1:B:180:ILE:HD13	1:B:179:LEU:HG	3	0.24	0.11	0.2
(1,36)	1:B:180:ILE:HD11	1:B:178:LEU:H	3	0.16	0.03	0.15
(1,36)	1:B:180:ILE:HD12	1:B:178:LEU:H	3	0.16	0.03	0.15
(1,36)	1:B:180:ILE:HD13	1:B:178:LEU:H	3	0.16	0.03	0.15
(1,100)	1:B:180:ILE:HD11	1:B:178:LEU:H	3	0.16	0.03	0.15
(1,100)	1:B:180:ILE:HD12	1:B:178:LEU:H	3	0.16	0.03	0.15
(1,100)	1:B:180:ILE:HD13	1:B:178:LEU:H	3	0.16	0.03	0.15
(1,164)	1:B:180:ILE:HD11	1:B:178:LEU:H	3	0.16	0.03	0.15
(1,164)	1:B:180:ILE:HD12	1:B:178:LEU:H	3	0.16	0.03	0.15
(1,164)	1:B:180:ILE:HD13	1:B:178:LEU:H	3	0.16	0.03	0.15
(1,56)	1:B:186:TYR:H	1:B:183:VAL:HA	3	0.12	0.01	0.12
(1,120)	1:B:186:TYR:H	1:B:183:VAL:HA	3	0.12	0.01	0.12
(1,184)	1:B:186:TYR:H	1:B:183:VAL:HA	3	0.12	0.01	0.12
(1,1)	1:B:172:LEU:H	1:B:169:ARG:HA	2	0.47	0.02	0.47
(1,65)	1:B:172:LEU:H	1:B:169:ARG:HA	2	0.47	0.02	0.47
(1,129)	1:B:172:LEU:H	1:B:169:ARG:HA	2	0.47	0.02	0.47
(1,59)	1:B:187:ARG:H	1:B:184:PHE:HA	2	0.12	0.01	0.12
(1,123)	1:B:187:ARG:H	1:B:184:PHE:HA	2	0.12	0.01	0.12
(1,187)	1:B:187:ARG:H	1:B:184:PHE:HA	2	0.12	0.01	0.12
(1,7)	1:B:174:THR:H	1:B:171:TRP:HA	2	0.11	0.0	0.11
(1,71)	1:B:174:THR:H	1:B:171:TRP:HA	2	0.11	0.0	0.11
(1,135)	1:B:174:THR:H	1:B:171:TRP:HA	2	0.11	0.0	0.11

¹Number of violated models, ²Standard deviation

9.5 All violated distance restraints [i](#)

9.5.1 Histogram : Distribution of distance violations [i](#)

The following histogram shows the distribution of the absolute value of the violation for all violated restraints in the ensemble.



9.5.2 Table : All distance violations [i](#)

The following table lists the absolute value of the violation for each restraint in the ensemble sorted by its value. The Key (restraint list ID, restraint ID) is the unique identifier for a given restraint. Rows with same key represent combinatorial or ambiguous restraints and are counted as a single restraint.

Key	Atom-1	Atom-2	Model ID	Violation (Å)
(1,225)	1:B:183:VAL:HG21	1:B:184:PHE:HD1	3	2.26
(1,225)	1:B:183:VAL:HG21	1:B:184:PHE:HD2	3	2.26
(1,225)	1:B:183:VAL:HG22	1:B:184:PHE:HD1	3	2.26
(1,225)	1:B:183:VAL:HG22	1:B:184:PHE:HD2	3	2.26
(1,225)	1:B:183:VAL:HG23	1:B:184:PHE:HD1	3	2.26
(1,225)	1:B:183:VAL:HG23	1:B:184:PHE:HD2	3	2.26
(1,224)	1:B:183:VAL:HG21	1:B:184:PHE:HD1	3	2.26
(1,224)	1:B:183:VAL:HG21	1:B:184:PHE:HD2	3	2.26
(1,224)	1:B:183:VAL:HG22	1:B:184:PHE:HD1	3	2.26
(1,224)	1:B:183:VAL:HG22	1:B:184:PHE:HD2	3	2.26

Continued on next page...

Continued from previous page...

Key	Atom-1	Atom-2	Model ID	Violation (Å)
(1,224)	1:B:183:VAL:HG23	1:B:184:PHE:HD1	3	2.26
(1,224)	1:B:183:VAL:HG23	1:B:184:PHE:HD2	3	2.26
(1,223)	1:B:183:VAL:HG21	1:B:184:PHE:HD1	3	2.26
(1,223)	1:B:183:VAL:HG21	1:B:184:PHE:HD2	3	2.26
(1,223)	1:B:183:VAL:HG22	1:B:184:PHE:HD1	3	2.26
(1,223)	1:B:183:VAL:HG22	1:B:184:PHE:HD2	3	2.26
(1,223)	1:B:183:VAL:HG23	1:B:184:PHE:HD1	3	2.26
(1,223)	1:B:183:VAL:HG23	1:B:184:PHE:HD2	3	2.26
(1,225)	1:B:183:VAL:HG21	1:B:184:PHE:HD1	1	2.18
(1,225)	1:B:183:VAL:HG21	1:B:184:PHE:HD2	1	2.18
(1,225)	1:B:183:VAL:HG22	1:B:184:PHE:HD1	1	2.18
(1,225)	1:B:183:VAL:HG22	1:B:184:PHE:HD2	1	2.18
(1,225)	1:B:183:VAL:HG23	1:B:184:PHE:HD1	1	2.18
(1,225)	1:B:183:VAL:HG23	1:B:184:PHE:HD2	1	2.18
(1,224)	1:B:183:VAL:HG21	1:B:184:PHE:HD1	1	2.18
(1,224)	1:B:183:VAL:HG21	1:B:184:PHE:HD2	1	2.18
(1,224)	1:B:183:VAL:HG22	1:B:184:PHE:HD1	1	2.18
(1,224)	1:B:183:VAL:HG22	1:B:184:PHE:HD2	1	2.18
(1,224)	1:B:183:VAL:HG23	1:B:184:PHE:HD1	1	2.18
(1,224)	1:B:183:VAL:HG23	1:B:184:PHE:HD2	1	2.18
(1,223)	1:B:183:VAL:HG21	1:B:184:PHE:HD1	1	2.18
(1,223)	1:B:183:VAL:HG21	1:B:184:PHE:HD2	1	2.18
(1,223)	1:B:183:VAL:HG22	1:B:184:PHE:HD1	1	2.18
(1,223)	1:B:183:VAL:HG22	1:B:184:PHE:HD2	1	2.18
(1,223)	1:B:183:VAL:HG23	1:B:184:PHE:HD1	1	2.18
(1,223)	1:B:183:VAL:HG23	1:B:184:PHE:HD2	1	2.18
(1,225)	1:B:183:VAL:HG21	1:B:184:PHE:HD1	4	2.05
(1,225)	1:B:183:VAL:HG21	1:B:184:PHE:HD2	4	2.05
(1,225)	1:B:183:VAL:HG22	1:B:184:PHE:HD1	4	2.05
(1,225)	1:B:183:VAL:HG22	1:B:184:PHE:HD2	4	2.05
(1,225)	1:B:183:VAL:HG23	1:B:184:PHE:HD1	4	2.05
(1,225)	1:B:183:VAL:HG23	1:B:184:PHE:HD2	4	2.05
(1,224)	1:B:183:VAL:HG21	1:B:184:PHE:HD1	4	2.05
(1,224)	1:B:183:VAL:HG21	1:B:184:PHE:HD2	4	2.05
(1,224)	1:B:183:VAL:HG22	1:B:184:PHE:HD1	4	2.05
(1,224)	1:B:183:VAL:HG22	1:B:184:PHE:HD2	4	2.05
(1,224)	1:B:183:VAL:HG23	1:B:184:PHE:HD1	4	2.05
(1,224)	1:B:183:VAL:HG23	1:B:184:PHE:HD2	4	2.05
(1,223)	1:B:183:VAL:HG21	1:B:184:PHE:HD1	4	2.05
(1,223)	1:B:183:VAL:HG21	1:B:184:PHE:HD2	4	2.05
(1,223)	1:B:183:VAL:HG22	1:B:184:PHE:HD1	4	2.05
(1,223)	1:B:183:VAL:HG22	1:B:184:PHE:HD2	4	2.05

Continued on next page...

Continued from previous page...

Key	Atom-1	Atom-2	Model ID	Violation (Å)
(1,223)	1:B:183:VAL:HG23	1:B:184:PHE:HD1	4	2.05
(1,223)	1:B:183:VAL:HG23	1:B:184:PHE:HD2	4	2.05
(1,195)	1:B:174:THR:HG21	1:B:178:LEU:HB2	13	2.05
(1,195)	1:B:174:THR:HG21	1:B:178:LEU:HB3	13	2.05
(1,195)	1:B:174:THR:HG22	1:B:178:LEU:HB2	13	2.05
(1,195)	1:B:174:THR:HG22	1:B:178:LEU:HB3	13	2.05
(1,195)	1:B:174:THR:HG23	1:B:178:LEU:HB2	13	2.05
(1,195)	1:B:174:THR:HG23	1:B:178:LEU:HB3	13	2.05
(1,194)	1:B:174:THR:HG21	1:B:178:LEU:HB2	13	2.05
(1,194)	1:B:174:THR:HG21	1:B:178:LEU:HB3	13	2.05
(1,194)	1:B:174:THR:HG22	1:B:178:LEU:HB2	13	2.05
(1,194)	1:B:174:THR:HG22	1:B:178:LEU:HB3	13	2.05
(1,194)	1:B:174:THR:HG23	1:B:178:LEU:HB2	13	2.05
(1,194)	1:B:174:THR:HG23	1:B:178:LEU:HB3	13	2.05
(1,193)	1:B:174:THR:HG21	1:B:178:LEU:HB2	13	2.05
(1,193)	1:B:174:THR:HG21	1:B:178:LEU:HB3	13	2.05
(1,193)	1:B:174:THR:HG22	1:B:178:LEU:HB2	13	2.05
(1,193)	1:B:174:THR:HG22	1:B:178:LEU:HB3	13	2.05
(1,193)	1:B:174:THR:HG23	1:B:178:LEU:HB2	13	2.05
(1,193)	1:B:174:THR:HG23	1:B:178:LEU:HB3	13	2.05
(1,201)	1:B:176:LEU:H	1:B:178:LEU:HD11	6	2.03
(1,201)	1:B:176:LEU:H	1:B:178:LEU:HD12	6	2.03
(1,201)	1:B:176:LEU:H	1:B:178:LEU:HD13	6	2.03
(1,201)	1:B:176:LEU:H	1:B:178:LEU:HD21	6	2.03
(1,201)	1:B:176:LEU:H	1:B:178:LEU:HD22	6	2.03
(1,201)	1:B:176:LEU:H	1:B:178:LEU:HD23	6	2.03
(1,200)	1:B:176:LEU:H	1:B:178:LEU:HD11	6	2.03
(1,200)	1:B:176:LEU:H	1:B:178:LEU:HD12	6	2.03
(1,200)	1:B:176:LEU:H	1:B:178:LEU:HD13	6	2.03
(1,200)	1:B:176:LEU:H	1:B:178:LEU:HD21	6	2.03
(1,200)	1:B:176:LEU:H	1:B:178:LEU:HD22	6	2.03
(1,200)	1:B:176:LEU:H	1:B:178:LEU:HD23	6	2.03
(1,199)	1:B:176:LEU:H	1:B:178:LEU:HD11	6	2.03
(1,199)	1:B:176:LEU:H	1:B:178:LEU:HD12	6	2.03
(1,199)	1:B:176:LEU:H	1:B:178:LEU:HD13	6	2.03
(1,199)	1:B:176:LEU:H	1:B:178:LEU:HD21	6	2.03
(1,199)	1:B:176:LEU:H	1:B:178:LEU:HD22	6	2.03
(1,199)	1:B:176:LEU:H	1:B:178:LEU:HD23	6	2.03
(1,225)	1:B:183:VAL:HG21	1:B:184:PHE:HD1	8	2.02
(1,225)	1:B:183:VAL:HG21	1:B:184:PHE:HD2	8	2.02
(1,225)	1:B:183:VAL:HG22	1:B:184:PHE:HD1	8	2.02
(1,225)	1:B:183:VAL:HG22	1:B:184:PHE:HD2	8	2.02

Continued on next page...

Continued from previous page...

Key	Atom-1	Atom-2	Model ID	Violation (Å)
(1,225)	1:B:183:VAL:HG23	1:B:184:PHE:HD1	8	2.02
(1,225)	1:B:183:VAL:HG23	1:B:184:PHE:HD2	8	2.02
(1,224)	1:B:183:VAL:HG21	1:B:184:PHE:HD1	8	2.02
(1,224)	1:B:183:VAL:HG21	1:B:184:PHE:HD2	8	2.02
(1,224)	1:B:183:VAL:HG22	1:B:184:PHE:HD1	8	2.02
(1,224)	1:B:183:VAL:HG22	1:B:184:PHE:HD2	8	2.02
(1,224)	1:B:183:VAL:HG23	1:B:184:PHE:HD1	8	2.02
(1,224)	1:B:183:VAL:HG23	1:B:184:PHE:HD2	8	2.02
(1,223)	1:B:183:VAL:HG21	1:B:184:PHE:HD1	8	2.02
(1,223)	1:B:183:VAL:HG21	1:B:184:PHE:HD2	8	2.02
(1,223)	1:B:183:VAL:HG22	1:B:184:PHE:HD1	8	2.02
(1,223)	1:B:183:VAL:HG22	1:B:184:PHE:HD2	8	2.02
(1,223)	1:B:183:VAL:HG23	1:B:184:PHE:HD1	8	2.02
(1,223)	1:B:183:VAL:HG23	1:B:184:PHE:HD2	8	2.02
(1,201)	1:B:176:LEU:H	1:B:178:LEU:HD11	13	2.02
(1,201)	1:B:176:LEU:H	1:B:178:LEU:HD12	13	2.02
(1,201)	1:B:176:LEU:H	1:B:178:LEU:HD13	13	2.02
(1,201)	1:B:176:LEU:H	1:B:178:LEU:HD21	13	2.02
(1,201)	1:B:176:LEU:H	1:B:178:LEU:HD22	13	2.02
(1,201)	1:B:176:LEU:H	1:B:178:LEU:HD23	13	2.02
(1,200)	1:B:176:LEU:H	1:B:178:LEU:HD11	13	2.02
(1,200)	1:B:176:LEU:H	1:B:178:LEU:HD12	13	2.02
(1,200)	1:B:176:LEU:H	1:B:178:LEU:HD13	13	2.02
(1,200)	1:B:176:LEU:H	1:B:178:LEU:HD21	13	2.02
(1,200)	1:B:176:LEU:H	1:B:178:LEU:HD22	13	2.02
(1,200)	1:B:176:LEU:H	1:B:178:LEU:HD23	13	2.02
(1,199)	1:B:176:LEU:H	1:B:178:LEU:HD11	13	2.02
(1,199)	1:B:176:LEU:H	1:B:178:LEU:HD12	13	2.02
(1,199)	1:B:176:LEU:H	1:B:178:LEU:HD13	13	2.02
(1,199)	1:B:176:LEU:H	1:B:178:LEU:HD21	13	2.02
(1,199)	1:B:176:LEU:H	1:B:178:LEU:HD22	13	2.02
(1,199)	1:B:176:LEU:H	1:B:178:LEU:HD23	13	2.02
(1,219)	1:B:180:ILE:HG21	1:B:181:PRO:HG2	5	2.01
(1,219)	1:B:180:ILE:HG21	1:B:181:PRO:HG3	5	2.01
(1,219)	1:B:180:ILE:HG22	1:B:181:PRO:HG2	5	2.01
(1,219)	1:B:180:ILE:HG22	1:B:181:PRO:HG3	5	2.01
(1,219)	1:B:180:ILE:HG23	1:B:181:PRO:HG2	5	2.01
(1,219)	1:B:180:ILE:HG23	1:B:181:PRO:HG3	5	2.01
(1,218)	1:B:180:ILE:HG21	1:B:181:PRO:HG2	5	2.01
(1,218)	1:B:180:ILE:HG21	1:B:181:PRO:HG3	5	2.01
(1,218)	1:B:180:ILE:HG22	1:B:181:PRO:HG2	5	2.01
(1,218)	1:B:180:ILE:HG22	1:B:181:PRO:HG3	5	2.01

Continued on next page...

Continued from previous page...

Key	Atom-1	Atom-2	Model ID	Violation (Å)
(1,218)	1:B:180:ILE:HG23	1:B:181:PRO:HG2	5	2.01
(1,218)	1:B:180:ILE:HG23	1:B:181:PRO:HG3	5	2.01
(1,217)	1:B:180:ILE:HG21	1:B:181:PRO:HG2	5	2.01
(1,217)	1:B:180:ILE:HG21	1:B:181:PRO:HG3	5	2.01
(1,217)	1:B:180:ILE:HG22	1:B:181:PRO:HG2	5	2.01
(1,217)	1:B:180:ILE:HG22	1:B:181:PRO:HG3	5	2.01
(1,217)	1:B:180:ILE:HG23	1:B:181:PRO:HG2	5	2.01
(1,217)	1:B:180:ILE:HG23	1:B:181:PRO:HG3	5	2.01
(1,201)	1:B:176:LEU:H	1:B:178:LEU:HD11	14	2.01
(1,201)	1:B:176:LEU:H	1:B:178:LEU:HD12	14	2.01
(1,201)	1:B:176:LEU:H	1:B:178:LEU:HD13	14	2.01
(1,201)	1:B:176:LEU:H	1:B:178:LEU:HD21	14	2.01
(1,201)	1:B:176:LEU:H	1:B:178:LEU:HD22	14	2.01
(1,201)	1:B:176:LEU:H	1:B:178:LEU:HD23	14	2.01
(1,200)	1:B:176:LEU:H	1:B:178:LEU:HD11	14	2.01
(1,200)	1:B:176:LEU:H	1:B:178:LEU:HD12	14	2.01
(1,200)	1:B:176:LEU:H	1:B:178:LEU:HD13	14	2.01
(1,200)	1:B:176:LEU:H	1:B:178:LEU:HD21	14	2.01
(1,200)	1:B:176:LEU:H	1:B:178:LEU:HD22	14	2.01
(1,200)	1:B:176:LEU:H	1:B:178:LEU:HD23	14	2.01
(1,199)	1:B:176:LEU:H	1:B:178:LEU:HD11	14	2.01
(1,199)	1:B:176:LEU:H	1:B:178:LEU:HD12	14	2.01
(1,199)	1:B:176:LEU:H	1:B:178:LEU:HD13	14	2.01
(1,199)	1:B:176:LEU:H	1:B:178:LEU:HD21	14	2.01
(1,199)	1:B:176:LEU:H	1:B:178:LEU:HD22	14	2.01
(1,199)	1:B:176:LEU:H	1:B:178:LEU:HD23	14	2.01
(1,195)	1:B:174:THR:HG21	1:B:178:LEU:HB2	5	2.0
(1,195)	1:B:174:THR:HG21	1:B:178:LEU:HB3	5	2.0
(1,195)	1:B:174:THR:HG22	1:B:178:LEU:HB2	5	2.0
(1,195)	1:B:174:THR:HG22	1:B:178:LEU:HB3	5	2.0
(1,195)	1:B:174:THR:HG23	1:B:178:LEU:HB2	5	2.0
(1,195)	1:B:174:THR:HG23	1:B:178:LEU:HB3	5	2.0
(1,194)	1:B:174:THR:HG21	1:B:178:LEU:HB2	5	2.0
(1,194)	1:B:174:THR:HG21	1:B:178:LEU:HB3	5	2.0
(1,194)	1:B:174:THR:HG22	1:B:178:LEU:HB2	5	2.0
(1,194)	1:B:174:THR:HG22	1:B:178:LEU:HB3	5	2.0
(1,194)	1:B:174:THR:HG23	1:B:178:LEU:HB2	5	2.0
(1,194)	1:B:174:THR:HG23	1:B:178:LEU:HB3	5	2.0
(1,193)	1:B:174:THR:HG21	1:B:178:LEU:HB2	5	2.0
(1,193)	1:B:174:THR:HG21	1:B:178:LEU:HB3	5	2.0
(1,193)	1:B:174:THR:HG22	1:B:178:LEU:HB2	5	2.0
(1,193)	1:B:174:THR:HG22	1:B:178:LEU:HB3	5	2.0

Continued on next page...

Continued from previous page...

Key	Atom-1	Atom-2	Model ID	Violation (Å)
(1,193)	1:B:174:THR:HG23	1:B:178:LEU:HB2	5	2.0
(1,193)	1:B:174:THR:HG23	1:B:178:LEU:HB3	5	2.0
(1,225)	1:B:183:VAL:HG21	1:B:184:PHE:HD1	15	1.99
(1,225)	1:B:183:VAL:HG21	1:B:184:PHE:HD2	15	1.99
(1,225)	1:B:183:VAL:HG22	1:B:184:PHE:HD1	15	1.99
(1,225)	1:B:183:VAL:HG22	1:B:184:PHE:HD2	15	1.99
(1,225)	1:B:183:VAL:HG23	1:B:184:PHE:HD1	15	1.99
(1,225)	1:B:183:VAL:HG23	1:B:184:PHE:HD2	15	1.99
(1,224)	1:B:183:VAL:HG21	1:B:184:PHE:HD1	15	1.99
(1,224)	1:B:183:VAL:HG21	1:B:184:PHE:HD2	15	1.99
(1,224)	1:B:183:VAL:HG22	1:B:184:PHE:HD1	15	1.99
(1,224)	1:B:183:VAL:HG22	1:B:184:PHE:HD2	15	1.99
(1,224)	1:B:183:VAL:HG23	1:B:184:PHE:HD1	15	1.99
(1,224)	1:B:183:VAL:HG23	1:B:184:PHE:HD2	15	1.99
(1,223)	1:B:183:VAL:HG21	1:B:184:PHE:HD1	15	1.99
(1,223)	1:B:183:VAL:HG21	1:B:184:PHE:HD2	15	1.99
(1,223)	1:B:183:VAL:HG22	1:B:184:PHE:HD1	15	1.99
(1,223)	1:B:183:VAL:HG22	1:B:184:PHE:HD2	15	1.99
(1,223)	1:B:183:VAL:HG23	1:B:184:PHE:HD1	15	1.99
(1,223)	1:B:183:VAL:HG23	1:B:184:PHE:HD2	15	1.99
(1,201)	1:B:176:LEU:H	1:B:178:LEU:HD11	7	1.96
(1,201)	1:B:176:LEU:H	1:B:178:LEU:HD12	7	1.96
(1,201)	1:B:176:LEU:H	1:B:178:LEU:HD13	7	1.96
(1,201)	1:B:176:LEU:H	1:B:178:LEU:HD21	7	1.96
(1,201)	1:B:176:LEU:H	1:B:178:LEU:HD22	7	1.96
(1,201)	1:B:176:LEU:H	1:B:178:LEU:HD23	7	1.96
(1,201)	1:B:176:LEU:H	1:B:178:LEU:HD11	12	1.96
(1,201)	1:B:176:LEU:H	1:B:178:LEU:HD12	12	1.96
(1,201)	1:B:176:LEU:H	1:B:178:LEU:HD13	12	1.96
(1,201)	1:B:176:LEU:H	1:B:178:LEU:HD21	12	1.96
(1,201)	1:B:176:LEU:H	1:B:178:LEU:HD22	12	1.96
(1,201)	1:B:176:LEU:H	1:B:178:LEU:HD23	12	1.96
(1,200)	1:B:176:LEU:H	1:B:178:LEU:HD11	7	1.96
(1,200)	1:B:176:LEU:H	1:B:178:LEU:HD12	7	1.96
(1,200)	1:B:176:LEU:H	1:B:178:LEU:HD13	7	1.96
(1,200)	1:B:176:LEU:H	1:B:178:LEU:HD21	7	1.96
(1,200)	1:B:176:LEU:H	1:B:178:LEU:HD22	7	1.96
(1,200)	1:B:176:LEU:H	1:B:178:LEU:HD23	7	1.96
(1,200)	1:B:176:LEU:H	1:B:178:LEU:HD11	12	1.96
(1,200)	1:B:176:LEU:H	1:B:178:LEU:HD12	12	1.96
(1,200)	1:B:176:LEU:H	1:B:178:LEU:HD13	12	1.96
(1,200)	1:B:176:LEU:H	1:B:178:LEU:HD21	12	1.96

Continued on next page...

Continued from previous page...

Key	Atom-1	Atom-2	Model ID	Violation (Å)
(1,200)	1:B:176:LEU:H	1:B:178:LEU:HD22	12	1.96
(1,200)	1:B:176:LEU:H	1:B:178:LEU:HD23	12	1.96
(1,199)	1:B:176:LEU:H	1:B:178:LEU:HD11	7	1.96
(1,199)	1:B:176:LEU:H	1:B:178:LEU:HD12	7	1.96
(1,199)	1:B:176:LEU:H	1:B:178:LEU:HD13	7	1.96
(1,199)	1:B:176:LEU:H	1:B:178:LEU:HD21	7	1.96
(1,199)	1:B:176:LEU:H	1:B:178:LEU:HD22	7	1.96
(1,199)	1:B:176:LEU:H	1:B:178:LEU:HD23	7	1.96
(1,199)	1:B:176:LEU:H	1:B:178:LEU:HD11	12	1.96
(1,199)	1:B:176:LEU:H	1:B:178:LEU:HD12	12	1.96
(1,199)	1:B:176:LEU:H	1:B:178:LEU:HD13	12	1.96
(1,199)	1:B:176:LEU:H	1:B:178:LEU:HD21	12	1.96
(1,199)	1:B:176:LEU:H	1:B:178:LEU:HD22	12	1.96
(1,199)	1:B:176:LEU:H	1:B:178:LEU:HD23	12	1.96
(1,219)	1:B:180:ILE:HG21	1:B:181:PRO:HG2	4	1.95
(1,219)	1:B:180:ILE:HG21	1:B:181:PRO:HG3	4	1.95
(1,219)	1:B:180:ILE:HG22	1:B:181:PRO:HG2	4	1.95
(1,219)	1:B:180:ILE:HG22	1:B:181:PRO:HG3	4	1.95
(1,219)	1:B:180:ILE:HG23	1:B:181:PRO:HG2	4	1.95
(1,219)	1:B:180:ILE:HG23	1:B:181:PRO:HG3	4	1.95
(1,218)	1:B:180:ILE:HG21	1:B:181:PRO:HG2	4	1.95
(1,218)	1:B:180:ILE:HG21	1:B:181:PRO:HG3	4	1.95
(1,218)	1:B:180:ILE:HG22	1:B:181:PRO:HG2	4	1.95
(1,218)	1:B:180:ILE:HG22	1:B:181:PRO:HG3	4	1.95
(1,218)	1:B:180:ILE:HG23	1:B:181:PRO:HG2	4	1.95
(1,218)	1:B:180:ILE:HG23	1:B:181:PRO:HG3	4	1.95
(1,217)	1:B:180:ILE:HG21	1:B:181:PRO:HG2	4	1.95
(1,217)	1:B:180:ILE:HG21	1:B:181:PRO:HG3	4	1.95
(1,217)	1:B:180:ILE:HG22	1:B:181:PRO:HG2	4	1.95
(1,217)	1:B:180:ILE:HG22	1:B:181:PRO:HG3	4	1.95
(1,217)	1:B:180:ILE:HG23	1:B:181:PRO:HG2	4	1.95
(1,217)	1:B:180:ILE:HG23	1:B:181:PRO:HG3	4	1.95
(1,225)	1:B:183:VAL:HG21	1:B:184:PHE:HD1	2	1.94
(1,225)	1:B:183:VAL:HG21	1:B:184:PHE:HD2	2	1.94
(1,225)	1:B:183:VAL:HG22	1:B:184:PHE:HD1	2	1.94
(1,225)	1:B:183:VAL:HG22	1:B:184:PHE:HD2	2	1.94
(1,225)	1:B:183:VAL:HG23	1:B:184:PHE:HD1	2	1.94
(1,225)	1:B:183:VAL:HG23	1:B:184:PHE:HD2	2	1.94
(1,224)	1:B:183:VAL:HG21	1:B:184:PHE:HD1	2	1.94
(1,224)	1:B:183:VAL:HG21	1:B:184:PHE:HD2	2	1.94
(1,224)	1:B:183:VAL:HG22	1:B:184:PHE:HD1	2	1.94
(1,224)	1:B:183:VAL:HG22	1:B:184:PHE:HD2	2	1.94

Continued on next page...

Continued from previous page...

Key	Atom-1	Atom-2	Model ID	Violation (Å)
(1,224)	1:B:183:VAL:HG23	1:B:184:PHE:HD1	2	1.94
(1,224)	1:B:183:VAL:HG23	1:B:184:PHE:HD2	2	1.94
(1,223)	1:B:183:VAL:HG21	1:B:184:PHE:HD1	2	1.94
(1,223)	1:B:183:VAL:HG21	1:B:184:PHE:HD2	2	1.94
(1,223)	1:B:183:VAL:HG22	1:B:184:PHE:HD1	2	1.94
(1,223)	1:B:183:VAL:HG22	1:B:184:PHE:HD2	2	1.94
(1,223)	1:B:183:VAL:HG23	1:B:184:PHE:HD1	2	1.94
(1,223)	1:B:183:VAL:HG23	1:B:184:PHE:HD2	2	1.94
(1,201)	1:B:176:LEU:H	1:B:178:LEU:HD11	5	1.91
(1,201)	1:B:176:LEU:H	1:B:178:LEU:HD12	5	1.91
(1,201)	1:B:176:LEU:H	1:B:178:LEU:HD13	5	1.91
(1,201)	1:B:176:LEU:H	1:B:178:LEU:HD21	5	1.91
(1,201)	1:B:176:LEU:H	1:B:178:LEU:HD22	5	1.91
(1,201)	1:B:176:LEU:H	1:B:178:LEU:HD23	5	1.91
(1,200)	1:B:176:LEU:H	1:B:178:LEU:HD11	5	1.91
(1,200)	1:B:176:LEU:H	1:B:178:LEU:HD12	5	1.91
(1,200)	1:B:176:LEU:H	1:B:178:LEU:HD13	5	1.91
(1,200)	1:B:176:LEU:H	1:B:178:LEU:HD21	5	1.91
(1,200)	1:B:176:LEU:H	1:B:178:LEU:HD22	5	1.91
(1,200)	1:B:176:LEU:H	1:B:178:LEU:HD23	5	1.91
(1,199)	1:B:176:LEU:H	1:B:178:LEU:HD11	5	1.91
(1,199)	1:B:176:LEU:H	1:B:178:LEU:HD12	5	1.91
(1,199)	1:B:176:LEU:H	1:B:178:LEU:HD13	5	1.91
(1,199)	1:B:176:LEU:H	1:B:178:LEU:HD21	5	1.91
(1,199)	1:B:176:LEU:H	1:B:178:LEU:HD22	5	1.91
(1,199)	1:B:176:LEU:H	1:B:178:LEU:HD23	5	1.91
(1,225)	1:B:183:VAL:HG21	1:B:184:PHE:HD1	6	1.9
(1,225)	1:B:183:VAL:HG21	1:B:184:PHE:HD2	6	1.9
(1,225)	1:B:183:VAL:HG22	1:B:184:PHE:HD1	6	1.9
(1,225)	1:B:183:VAL:HG22	1:B:184:PHE:HD2	6	1.9
(1,225)	1:B:183:VAL:HG23	1:B:184:PHE:HD1	6	1.9
(1,225)	1:B:183:VAL:HG23	1:B:184:PHE:HD2	6	1.9
(1,225)	1:B:183:VAL:HG21	1:B:184:PHE:HD1	7	1.9
(1,225)	1:B:183:VAL:HG21	1:B:184:PHE:HD2	7	1.9
(1,225)	1:B:183:VAL:HG22	1:B:184:PHE:HD1	7	1.9
(1,225)	1:B:183:VAL:HG22	1:B:184:PHE:HD2	7	1.9
(1,225)	1:B:183:VAL:HG23	1:B:184:PHE:HD1	7	1.9
(1,225)	1:B:183:VAL:HG23	1:B:184:PHE:HD2	7	1.9
(1,224)	1:B:183:VAL:HG21	1:B:184:PHE:HD1	6	1.9
(1,224)	1:B:183:VAL:HG21	1:B:184:PHE:HD2	6	1.9
(1,224)	1:B:183:VAL:HG22	1:B:184:PHE:HD1	6	1.9
(1,224)	1:B:183:VAL:HG22	1:B:184:PHE:HD2	6	1.9

Continued on next page...

Continued from previous page...

Key	Atom-1	Atom-2	Model ID	Violation (Å)
(1,224)	1:B:183:VAL:HG23	1:B:184:PHE:HD1	6	1.9
(1,224)	1:B:183:VAL:HG23	1:B:184:PHE:HD2	6	1.9
(1,224)	1:B:183:VAL:HG21	1:B:184:PHE:HD1	7	1.9
(1,224)	1:B:183:VAL:HG21	1:B:184:PHE:HD2	7	1.9
(1,224)	1:B:183:VAL:HG22	1:B:184:PHE:HD1	7	1.9
(1,224)	1:B:183:VAL:HG22	1:B:184:PHE:HD2	7	1.9
(1,224)	1:B:183:VAL:HG23	1:B:184:PHE:HD1	7	1.9
(1,224)	1:B:183:VAL:HG23	1:B:184:PHE:HD2	7	1.9
(1,223)	1:B:183:VAL:HG21	1:B:184:PHE:HD1	6	1.9
(1,223)	1:B:183:VAL:HG21	1:B:184:PHE:HD2	6	1.9
(1,223)	1:B:183:VAL:HG22	1:B:184:PHE:HD1	6	1.9
(1,223)	1:B:183:VAL:HG22	1:B:184:PHE:HD2	6	1.9
(1,223)	1:B:183:VAL:HG23	1:B:184:PHE:HD1	6	1.9
(1,223)	1:B:183:VAL:HG23	1:B:184:PHE:HD2	6	1.9
(1,223)	1:B:183:VAL:HG21	1:B:184:PHE:HD1	7	1.9
(1,223)	1:B:183:VAL:HG21	1:B:184:PHE:HD2	7	1.9
(1,223)	1:B:183:VAL:HG22	1:B:184:PHE:HD1	7	1.9
(1,223)	1:B:183:VAL:HG22	1:B:184:PHE:HD2	7	1.9
(1,223)	1:B:183:VAL:HG23	1:B:184:PHE:HD1	7	1.9
(1,223)	1:B:183:VAL:HG23	1:B:184:PHE:HD2	7	1.9
(1,219)	1:B:180:ILE:HG21	1:B:181:PRO:HG2	13	1.89
(1,219)	1:B:180:ILE:HG21	1:B:181:PRO:HG3	13	1.89
(1,219)	1:B:180:ILE:HG22	1:B:181:PRO:HG2	13	1.89
(1,219)	1:B:180:ILE:HG22	1:B:181:PRO:HG3	13	1.89
(1,219)	1:B:180:ILE:HG23	1:B:181:PRO:HG2	13	1.89
(1,219)	1:B:180:ILE:HG23	1:B:181:PRO:HG3	13	1.89
(1,218)	1:B:180:ILE:HG21	1:B:181:PRO:HG2	13	1.89
(1,218)	1:B:180:ILE:HG21	1:B:181:PRO:HG3	13	1.89
(1,218)	1:B:180:ILE:HG22	1:B:181:PRO:HG2	13	1.89
(1,218)	1:B:180:ILE:HG22	1:B:181:PRO:HG3	13	1.89
(1,218)	1:B:180:ILE:HG23	1:B:181:PRO:HG2	13	1.89
(1,218)	1:B:180:ILE:HG23	1:B:181:PRO:HG3	13	1.89
(1,217)	1:B:180:ILE:HG21	1:B:181:PRO:HG2	13	1.89
(1,217)	1:B:180:ILE:HG21	1:B:181:PRO:HG3	13	1.89
(1,217)	1:B:180:ILE:HG22	1:B:181:PRO:HG2	13	1.89
(1,217)	1:B:180:ILE:HG22	1:B:181:PRO:HG3	13	1.89
(1,217)	1:B:180:ILE:HG23	1:B:181:PRO:HG2	13	1.89
(1,217)	1:B:180:ILE:HG23	1:B:181:PRO:HG3	13	1.89
(1,219)	1:B:180:ILE:HG21	1:B:181:PRO:HG2	9	1.88
(1,219)	1:B:180:ILE:HG21	1:B:181:PRO:HG3	9	1.88
(1,219)	1:B:180:ILE:HG22	1:B:181:PRO:HG2	9	1.88
(1,219)	1:B:180:ILE:HG22	1:B:181:PRO:HG3	9	1.88

Continued on next page...

Continued from previous page...

Key	Atom-1	Atom-2	Model ID	Violation (Å)
(1,219)	1:B:180:ILE:HG23	1:B:181:PRO:HG2	9	1.88
(1,219)	1:B:180:ILE:HG23	1:B:181:PRO:HG3	9	1.88
(1,218)	1:B:180:ILE:HG21	1:B:181:PRO:HG2	9	1.88
(1,218)	1:B:180:ILE:HG21	1:B:181:PRO:HG3	9	1.88
(1,218)	1:B:180:ILE:HG22	1:B:181:PRO:HG2	9	1.88
(1,218)	1:B:180:ILE:HG22	1:B:181:PRO:HG3	9	1.88
(1,218)	1:B:180:ILE:HG23	1:B:181:PRO:HG2	9	1.88
(1,218)	1:B:180:ILE:HG23	1:B:181:PRO:HG3	9	1.88
(1,217)	1:B:180:ILE:HG21	1:B:181:PRO:HG2	9	1.88
(1,217)	1:B:180:ILE:HG21	1:B:181:PRO:HG3	9	1.88
(1,217)	1:B:180:ILE:HG22	1:B:181:PRO:HG2	9	1.88
(1,217)	1:B:180:ILE:HG22	1:B:181:PRO:HG3	9	1.88
(1,217)	1:B:180:ILE:HG23	1:B:181:PRO:HG2	9	1.88
(1,217)	1:B:180:ILE:HG23	1:B:181:PRO:HG3	9	1.88
(1,201)	1:B:176:LEU:H	1:B:178:LEU:HD11	4	1.88
(1,201)	1:B:176:LEU:H	1:B:178:LEU:HD12	4	1.88
(1,201)	1:B:176:LEU:H	1:B:178:LEU:HD13	4	1.88
(1,201)	1:B:176:LEU:H	1:B:178:LEU:HD21	4	1.88
(1,201)	1:B:176:LEU:H	1:B:178:LEU:HD22	4	1.88
(1,201)	1:B:176:LEU:H	1:B:178:LEU:HD23	4	1.88
(1,200)	1:B:176:LEU:H	1:B:178:LEU:HD11	4	1.88
(1,200)	1:B:176:LEU:H	1:B:178:LEU:HD12	4	1.88
(1,200)	1:B:176:LEU:H	1:B:178:LEU:HD13	4	1.88
(1,200)	1:B:176:LEU:H	1:B:178:LEU:HD21	4	1.88
(1,200)	1:B:176:LEU:H	1:B:178:LEU:HD22	4	1.88
(1,200)	1:B:176:LEU:H	1:B:178:LEU:HD23	4	1.88
(1,199)	1:B:176:LEU:H	1:B:178:LEU:HD11	4	1.88
(1,199)	1:B:176:LEU:H	1:B:178:LEU:HD12	4	1.88
(1,199)	1:B:176:LEU:H	1:B:178:LEU:HD13	4	1.88
(1,199)	1:B:176:LEU:H	1:B:178:LEU:HD21	4	1.88
(1,199)	1:B:176:LEU:H	1:B:178:LEU:HD22	4	1.88
(1,199)	1:B:176:LEU:H	1:B:178:LEU:HD23	4	1.88
(1,195)	1:B:174:THR:HG21	1:B:178:LEU:HB2	15	1.87
(1,195)	1:B:174:THR:HG21	1:B:178:LEU:HB3	15	1.87
(1,195)	1:B:174:THR:HG22	1:B:178:LEU:HB2	15	1.87
(1,195)	1:B:174:THR:HG22	1:B:178:LEU:HB3	15	1.87
(1,195)	1:B:174:THR:HG23	1:B:178:LEU:HB2	15	1.87
(1,195)	1:B:174:THR:HG23	1:B:178:LEU:HB3	15	1.87
(1,194)	1:B:174:THR:HG21	1:B:178:LEU:HB2	15	1.87
(1,194)	1:B:174:THR:HG21	1:B:178:LEU:HB3	15	1.87
(1,194)	1:B:174:THR:HG22	1:B:178:LEU:HB2	15	1.87
(1,194)	1:B:174:THR:HG22	1:B:178:LEU:HB3	15	1.87

Continued on next page...

Continued from previous page...

Key	Atom-1	Atom-2	Model ID	Violation (Å)
(1,194)	1:B:174:THR:HG23	1:B:178:LEU:HB2	15	1.87
(1,194)	1:B:174:THR:HG23	1:B:178:LEU:HB3	15	1.87
(1,193)	1:B:174:THR:HG21	1:B:178:LEU:HB2	15	1.87
(1,193)	1:B:174:THR:HG21	1:B:178:LEU:HB3	15	1.87
(1,193)	1:B:174:THR:HG22	1:B:178:LEU:HB2	15	1.87
(1,193)	1:B:174:THR:HG22	1:B:178:LEU:HB3	15	1.87
(1,193)	1:B:174:THR:HG23	1:B:178:LEU:HB2	15	1.87
(1,193)	1:B:174:THR:HG23	1:B:178:LEU:HB3	15	1.87
(1,219)	1:B:180:ILE:HG21	1:B:181:PRO:HG2	7	1.86
(1,219)	1:B:180:ILE:HG21	1:B:181:PRO:HG3	7	1.86
(1,219)	1:B:180:ILE:HG22	1:B:181:PRO:HG2	7	1.86
(1,219)	1:B:180:ILE:HG22	1:B:181:PRO:HG3	7	1.86
(1,219)	1:B:180:ILE:HG23	1:B:181:PRO:HG2	7	1.86
(1,219)	1:B:180:ILE:HG23	1:B:181:PRO:HG3	7	1.86
(1,218)	1:B:180:ILE:HG21	1:B:181:PRO:HG2	7	1.86
(1,218)	1:B:180:ILE:HG21	1:B:181:PRO:HG3	7	1.86
(1,218)	1:B:180:ILE:HG22	1:B:181:PRO:HG2	7	1.86
(1,218)	1:B:180:ILE:HG22	1:B:181:PRO:HG3	7	1.86
(1,218)	1:B:180:ILE:HG23	1:B:181:PRO:HG2	7	1.86
(1,218)	1:B:180:ILE:HG23	1:B:181:PRO:HG3	7	1.86
(1,217)	1:B:180:ILE:HG21	1:B:181:PRO:HG2	7	1.86
(1,217)	1:B:180:ILE:HG21	1:B:181:PRO:HG3	7	1.86
(1,217)	1:B:180:ILE:HG22	1:B:181:PRO:HG2	7	1.86
(1,217)	1:B:180:ILE:HG22	1:B:181:PRO:HG3	7	1.86
(1,217)	1:B:180:ILE:HG23	1:B:181:PRO:HG2	7	1.86
(1,217)	1:B:180:ILE:HG23	1:B:181:PRO:HG3	7	1.86
(1,225)	1:B:183:VAL:HG21	1:B:184:PHE:HD1	11	1.85
(1,225)	1:B:183:VAL:HG21	1:B:184:PHE:HD2	11	1.85
(1,225)	1:B:183:VAL:HG22	1:B:184:PHE:HD1	11	1.85
(1,225)	1:B:183:VAL:HG22	1:B:184:PHE:HD2	11	1.85
(1,225)	1:B:183:VAL:HG23	1:B:184:PHE:HD1	11	1.85
(1,225)	1:B:183:VAL:HG23	1:B:184:PHE:HD2	11	1.85
(1,224)	1:B:183:VAL:HG21	1:B:184:PHE:HD1	11	1.85
(1,224)	1:B:183:VAL:HG21	1:B:184:PHE:HD2	11	1.85
(1,224)	1:B:183:VAL:HG22	1:B:184:PHE:HD1	11	1.85
(1,224)	1:B:183:VAL:HG22	1:B:184:PHE:HD2	11	1.85
(1,224)	1:B:183:VAL:HG23	1:B:184:PHE:HD1	11	1.85
(1,224)	1:B:183:VAL:HG23	1:B:184:PHE:HD2	11	1.85
(1,223)	1:B:183:VAL:HG21	1:B:184:PHE:HD1	11	1.85
(1,223)	1:B:183:VAL:HG21	1:B:184:PHE:HD2	11	1.85
(1,223)	1:B:183:VAL:HG22	1:B:184:PHE:HD1	11	1.85
(1,223)	1:B:183:VAL:HG22	1:B:184:PHE:HD2	11	1.85

Continued on next page...

Continued from previous page...

Key	Atom-1	Atom-2	Model ID	Violation (Å)
(1,223)	1:B:183:VAL:HG23	1:B:184:PHE:HD1	11	1.85
(1,223)	1:B:183:VAL:HG23	1:B:184:PHE:HD2	11	1.85
(1,219)	1:B:180:ILE:HG21	1:B:181:PRO:HG2	6	1.85
(1,219)	1:B:180:ILE:HG21	1:B:181:PRO:HG3	6	1.85
(1,219)	1:B:180:ILE:HG22	1:B:181:PRO:HG2	6	1.85
(1,219)	1:B:180:ILE:HG22	1:B:181:PRO:HG3	6	1.85
(1,219)	1:B:180:ILE:HG23	1:B:181:PRO:HG2	6	1.85
(1,219)	1:B:180:ILE:HG23	1:B:181:PRO:HG3	6	1.85
(1,218)	1:B:180:ILE:HG21	1:B:181:PRO:HG2	6	1.85
(1,218)	1:B:180:ILE:HG21	1:B:181:PRO:HG3	6	1.85
(1,218)	1:B:180:ILE:HG22	1:B:181:PRO:HG2	6	1.85
(1,218)	1:B:180:ILE:HG22	1:B:181:PRO:HG3	6	1.85
(1,218)	1:B:180:ILE:HG23	1:B:181:PRO:HG2	6	1.85
(1,218)	1:B:180:ILE:HG23	1:B:181:PRO:HG3	6	1.85
(1,217)	1:B:180:ILE:HG21	1:B:181:PRO:HG2	6	1.85
(1,217)	1:B:180:ILE:HG21	1:B:181:PRO:HG3	6	1.85
(1,217)	1:B:180:ILE:HG22	1:B:181:PRO:HG2	6	1.85
(1,217)	1:B:180:ILE:HG22	1:B:181:PRO:HG3	6	1.85
(1,217)	1:B:180:ILE:HG23	1:B:181:PRO:HG2	6	1.85
(1,217)	1:B:180:ILE:HG23	1:B:181:PRO:HG3	6	1.85
(1,195)	1:B:174:THR:HG21	1:B:178:LEU:HB2	7	1.83
(1,195)	1:B:174:THR:HG21	1:B:178:LEU:HB3	7	1.83
(1,195)	1:B:174:THR:HG22	1:B:178:LEU:HB2	7	1.83
(1,195)	1:B:174:THR:HG22	1:B:178:LEU:HB3	7	1.83
(1,195)	1:B:174:THR:HG23	1:B:178:LEU:HB2	7	1.83
(1,195)	1:B:174:THR:HG23	1:B:178:LEU:HB3	7	1.83
(1,194)	1:B:174:THR:HG21	1:B:178:LEU:HB2	7	1.83
(1,194)	1:B:174:THR:HG21	1:B:178:LEU:HB3	7	1.83
(1,194)	1:B:174:THR:HG22	1:B:178:LEU:HB2	7	1.83
(1,194)	1:B:174:THR:HG22	1:B:178:LEU:HB3	7	1.83
(1,194)	1:B:174:THR:HG23	1:B:178:LEU:HB2	7	1.83
(1,194)	1:B:174:THR:HG23	1:B:178:LEU:HB3	7	1.83
(1,193)	1:B:174:THR:HG21	1:B:178:LEU:HB2	7	1.83
(1,193)	1:B:174:THR:HG21	1:B:178:LEU:HB3	7	1.83
(1,193)	1:B:174:THR:HG22	1:B:178:LEU:HB2	7	1.83
(1,193)	1:B:174:THR:HG22	1:B:178:LEU:HB3	7	1.83
(1,193)	1:B:174:THR:HG23	1:B:178:LEU:HB2	7	1.83
(1,193)	1:B:174:THR:HG23	1:B:178:LEU:HB3	7	1.83
(1,201)	1:B:176:LEU:H	1:B:178:LEU:HD11	3	1.82
(1,201)	1:B:176:LEU:H	1:B:178:LEU:HD12	3	1.82
(1,201)	1:B:176:LEU:H	1:B:178:LEU:HD13	3	1.82
(1,201)	1:B:176:LEU:H	1:B:178:LEU:HD21	3	1.82

Continued on next page...

Continued from previous page...

Key	Atom-1	Atom-2	Model ID	Violation (Å)
(1,201)	1:B:176:LEU:H	1:B:178:LEU:HD22	3	1.82
(1,201)	1:B:176:LEU:H	1:B:178:LEU:HD23	3	1.82
(1,200)	1:B:176:LEU:H	1:B:178:LEU:HD11	3	1.82
(1,200)	1:B:176:LEU:H	1:B:178:LEU:HD12	3	1.82
(1,200)	1:B:176:LEU:H	1:B:178:LEU:HD13	3	1.82
(1,200)	1:B:176:LEU:H	1:B:178:LEU:HD21	3	1.82
(1,200)	1:B:176:LEU:H	1:B:178:LEU:HD22	3	1.82
(1,200)	1:B:176:LEU:H	1:B:178:LEU:HD23	3	1.82
(1,199)	1:B:176:LEU:H	1:B:178:LEU:HD11	3	1.82
(1,199)	1:B:176:LEU:H	1:B:178:LEU:HD12	3	1.82
(1,199)	1:B:176:LEU:H	1:B:178:LEU:HD13	3	1.82
(1,199)	1:B:176:LEU:H	1:B:178:LEU:HD21	3	1.82
(1,199)	1:B:176:LEU:H	1:B:178:LEU:HD22	3	1.82
(1,199)	1:B:176:LEU:H	1:B:178:LEU:HD23	3	1.82
(1,195)	1:B:174:THR:HG21	1:B:178:LEU:HB2	9	1.79
(1,195)	1:B:174:THR:HG21	1:B:178:LEU:HB3	9	1.79
(1,195)	1:B:174:THR:HG22	1:B:178:LEU:HB2	9	1.79
(1,195)	1:B:174:THR:HG22	1:B:178:LEU:HB3	9	1.79
(1,195)	1:B:174:THR:HG23	1:B:178:LEU:HB2	9	1.79
(1,195)	1:B:174:THR:HG23	1:B:178:LEU:HB3	9	1.79
(1,194)	1:B:174:THR:HG21	1:B:178:LEU:HB2	9	1.79
(1,194)	1:B:174:THR:HG21	1:B:178:LEU:HB3	9	1.79
(1,194)	1:B:174:THR:HG22	1:B:178:LEU:HB2	9	1.79
(1,194)	1:B:174:THR:HG22	1:B:178:LEU:HB3	9	1.79
(1,194)	1:B:174:THR:HG23	1:B:178:LEU:HB2	9	1.79
(1,194)	1:B:174:THR:HG23	1:B:178:LEU:HB3	9	1.79
(1,193)	1:B:174:THR:HG21	1:B:178:LEU:HB2	9	1.79
(1,193)	1:B:174:THR:HG21	1:B:178:LEU:HB3	9	1.79
(1,193)	1:B:174:THR:HG22	1:B:178:LEU:HB2	9	1.79
(1,193)	1:B:174:THR:HG22	1:B:178:LEU:HB3	9	1.79
(1,193)	1:B:174:THR:HG23	1:B:178:LEU:HB2	9	1.79
(1,193)	1:B:174:THR:HG23	1:B:178:LEU:HB3	9	1.79
(1,195)	1:B:174:THR:HG21	1:B:178:LEU:HB2	10	1.78
(1,195)	1:B:174:THR:HG21	1:B:178:LEU:HB3	10	1.78
(1,195)	1:B:174:THR:HG22	1:B:178:LEU:HB2	10	1.78
(1,195)	1:B:174:THR:HG22	1:B:178:LEU:HB3	10	1.78
(1,195)	1:B:174:THR:HG23	1:B:178:LEU:HB2	10	1.78
(1,195)	1:B:174:THR:HG23	1:B:178:LEU:HB3	10	1.78
(1,194)	1:B:174:THR:HG21	1:B:178:LEU:HB2	10	1.78
(1,194)	1:B:174:THR:HG21	1:B:178:LEU:HB3	10	1.78
(1,194)	1:B:174:THR:HG22	1:B:178:LEU:HB2	10	1.78
(1,194)	1:B:174:THR:HG22	1:B:178:LEU:HB3	10	1.78

Continued on next page...

Continued from previous page...

Key	Atom-1	Atom-2	Model ID	Violation (Å)
(1,194)	1:B:174:THR:HG23	1:B:178:LEU:HB2	10	1.78
(1,194)	1:B:174:THR:HG23	1:B:178:LEU:HB3	10	1.78
(1,193)	1:B:174:THR:HG21	1:B:178:LEU:HB2	10	1.78
(1,193)	1:B:174:THR:HG21	1:B:178:LEU:HB3	10	1.78
(1,193)	1:B:174:THR:HG22	1:B:178:LEU:HB2	10	1.78
(1,193)	1:B:174:THR:HG22	1:B:178:LEU:HB3	10	1.78
(1,193)	1:B:174:THR:HG23	1:B:178:LEU:HB2	10	1.78
(1,193)	1:B:174:THR:HG23	1:B:178:LEU:HB3	10	1.78
(1,225)	1:B:183:VAL:HG21	1:B:184:PHE:HD1	14	1.77
(1,225)	1:B:183:VAL:HG21	1:B:184:PHE:HD2	14	1.77
(1,225)	1:B:183:VAL:HG22	1:B:184:PHE:HD1	14	1.77
(1,225)	1:B:183:VAL:HG22	1:B:184:PHE:HD2	14	1.77
(1,225)	1:B:183:VAL:HG23	1:B:184:PHE:HD1	14	1.77
(1,225)	1:B:183:VAL:HG23	1:B:184:PHE:HD2	14	1.77
(1,224)	1:B:183:VAL:HG21	1:B:184:PHE:HD1	14	1.77
(1,224)	1:B:183:VAL:HG21	1:B:184:PHE:HD2	14	1.77
(1,224)	1:B:183:VAL:HG22	1:B:184:PHE:HD1	14	1.77
(1,224)	1:B:183:VAL:HG22	1:B:184:PHE:HD2	14	1.77
(1,224)	1:B:183:VAL:HG23	1:B:184:PHE:HD1	14	1.77
(1,224)	1:B:183:VAL:HG23	1:B:184:PHE:HD2	14	1.77
(1,223)	1:B:183:VAL:HG21	1:B:184:PHE:HD1	14	1.77
(1,223)	1:B:183:VAL:HG21	1:B:184:PHE:HD2	14	1.77
(1,223)	1:B:183:VAL:HG22	1:B:184:PHE:HD1	14	1.77
(1,223)	1:B:183:VAL:HG22	1:B:184:PHE:HD2	14	1.77
(1,223)	1:B:183:VAL:HG23	1:B:184:PHE:HD1	14	1.77
(1,223)	1:B:183:VAL:HG23	1:B:184:PHE:HD2	14	1.77
(1,195)	1:B:174:THR:HG21	1:B:178:LEU:HB2	14	1.76
(1,195)	1:B:174:THR:HG21	1:B:178:LEU:HB3	14	1.76
(1,195)	1:B:174:THR:HG22	1:B:178:LEU:HB2	14	1.76
(1,195)	1:B:174:THR:HG22	1:B:178:LEU:HB3	14	1.76
(1,195)	1:B:174:THR:HG23	1:B:178:LEU:HB2	14	1.76
(1,195)	1:B:174:THR:HG23	1:B:178:LEU:HB3	14	1.76
(1,194)	1:B:174:THR:HG21	1:B:178:LEU:HB2	14	1.76
(1,194)	1:B:174:THR:HG21	1:B:178:LEU:HB3	14	1.76
(1,194)	1:B:174:THR:HG22	1:B:178:LEU:HB2	14	1.76
(1,194)	1:B:174:THR:HG22	1:B:178:LEU:HB3	14	1.76
(1,194)	1:B:174:THR:HG23	1:B:178:LEU:HB2	14	1.76
(1,194)	1:B:174:THR:HG23	1:B:178:LEU:HB3	14	1.76
(1,193)	1:B:174:THR:HG21	1:B:178:LEU:HB2	14	1.76
(1,193)	1:B:174:THR:HG21	1:B:178:LEU:HB3	14	1.76
(1,193)	1:B:174:THR:HG22	1:B:178:LEU:HB2	14	1.76
(1,193)	1:B:174:THR:HG22	1:B:178:LEU:HB3	14	1.76

Continued on next page...

Continued from previous page...

Key	Atom-1	Atom-2	Model ID	Violation (Å)
(1,193)	1:B:174:THR:HG23	1:B:178:LEU:HB2	14	1.76
(1,193)	1:B:174:THR:HG23	1:B:178:LEU:HB3	14	1.76
(1,225)	1:B:183:VAL:HG21	1:B:184:PHE:HD1	5	1.75
(1,225)	1:B:183:VAL:HG21	1:B:184:PHE:HD2	5	1.75
(1,225)	1:B:183:VAL:HG22	1:B:184:PHE:HD1	5	1.75
(1,225)	1:B:183:VAL:HG22	1:B:184:PHE:HD2	5	1.75
(1,225)	1:B:183:VAL:HG23	1:B:184:PHE:HD1	5	1.75
(1,225)	1:B:183:VAL:HG23	1:B:184:PHE:HD2	5	1.75
(1,224)	1:B:183:VAL:HG21	1:B:184:PHE:HD1	5	1.75
(1,224)	1:B:183:VAL:HG21	1:B:184:PHE:HD2	5	1.75
(1,224)	1:B:183:VAL:HG22	1:B:184:PHE:HD1	5	1.75
(1,224)	1:B:183:VAL:HG22	1:B:184:PHE:HD2	5	1.75
(1,224)	1:B:183:VAL:HG23	1:B:184:PHE:HD1	5	1.75
(1,224)	1:B:183:VAL:HG23	1:B:184:PHE:HD2	5	1.75
(1,223)	1:B:183:VAL:HG21	1:B:184:PHE:HD1	5	1.75
(1,223)	1:B:183:VAL:HG21	1:B:184:PHE:HD2	5	1.75
(1,223)	1:B:183:VAL:HG22	1:B:184:PHE:HD1	5	1.75
(1,223)	1:B:183:VAL:HG22	1:B:184:PHE:HD2	5	1.75
(1,223)	1:B:183:VAL:HG23	1:B:184:PHE:HD1	5	1.75
(1,223)	1:B:183:VAL:HG23	1:B:184:PHE:HD2	5	1.75
(1,201)	1:B:176:LEU:H	1:B:178:LEU:HD11	9	1.75
(1,201)	1:B:176:LEU:H	1:B:178:LEU:HD12	9	1.75
(1,201)	1:B:176:LEU:H	1:B:178:LEU:HD13	9	1.75
(1,201)	1:B:176:LEU:H	1:B:178:LEU:HD21	9	1.75
(1,201)	1:B:176:LEU:H	1:B:178:LEU:HD22	9	1.75
(1,201)	1:B:176:LEU:H	1:B:178:LEU:HD23	9	1.75
(1,200)	1:B:176:LEU:H	1:B:178:LEU:HD11	9	1.75
(1,200)	1:B:176:LEU:H	1:B:178:LEU:HD12	9	1.75
(1,200)	1:B:176:LEU:H	1:B:178:LEU:HD13	9	1.75
(1,200)	1:B:176:LEU:H	1:B:178:LEU:HD21	9	1.75
(1,200)	1:B:176:LEU:H	1:B:178:LEU:HD22	9	1.75
(1,200)	1:B:176:LEU:H	1:B:178:LEU:HD23	9	1.75
(1,199)	1:B:176:LEU:H	1:B:178:LEU:HD11	9	1.75
(1,199)	1:B:176:LEU:H	1:B:178:LEU:HD12	9	1.75
(1,199)	1:B:176:LEU:H	1:B:178:LEU:HD13	9	1.75
(1,199)	1:B:176:LEU:H	1:B:178:LEU:HD21	9	1.75
(1,199)	1:B:176:LEU:H	1:B:178:LEU:HD22	9	1.75
(1,199)	1:B:176:LEU:H	1:B:178:LEU:HD23	9	1.75
(1,219)	1:B:180:ILE:HG21	1:B:181:PRO:HG2	12	1.74
(1,219)	1:B:180:ILE:HG21	1:B:181:PRO:HG3	12	1.74
(1,219)	1:B:180:ILE:HG22	1:B:181:PRO:HG2	12	1.74
(1,219)	1:B:180:ILE:HG22	1:B:181:PRO:HG3	12	1.74

Continued on next page...

Continued from previous page...

Key	Atom-1	Atom-2	Model ID	Violation (Å)
(1,219)	1:B:180:ILE:HG23	1:B:181:PRO:HG2	12	1.74
(1,219)	1:B:180:ILE:HG23	1:B:181:PRO:HG3	12	1.74
(1,218)	1:B:180:ILE:HG21	1:B:181:PRO:HG2	12	1.74
(1,218)	1:B:180:ILE:HG21	1:B:181:PRO:HG3	12	1.74
(1,218)	1:B:180:ILE:HG22	1:B:181:PRO:HG2	12	1.74
(1,218)	1:B:180:ILE:HG22	1:B:181:PRO:HG3	12	1.74
(1,218)	1:B:180:ILE:HG23	1:B:181:PRO:HG2	12	1.74
(1,218)	1:B:180:ILE:HG23	1:B:181:PRO:HG3	12	1.74
(1,217)	1:B:180:ILE:HG21	1:B:181:PRO:HG2	12	1.74
(1,217)	1:B:180:ILE:HG21	1:B:181:PRO:HG3	12	1.74
(1,217)	1:B:180:ILE:HG22	1:B:181:PRO:HG2	12	1.74
(1,217)	1:B:180:ILE:HG22	1:B:181:PRO:HG3	12	1.74
(1,217)	1:B:180:ILE:HG23	1:B:181:PRO:HG2	12	1.74
(1,217)	1:B:180:ILE:HG23	1:B:181:PRO:HG3	12	1.74
(1,201)	1:B:176:LEU:H	1:B:178:LEU:HD11	1	1.74
(1,201)	1:B:176:LEU:H	1:B:178:LEU:HD12	1	1.74
(1,201)	1:B:176:LEU:H	1:B:178:LEU:HD13	1	1.74
(1,201)	1:B:176:LEU:H	1:B:178:LEU:HD21	1	1.74
(1,201)	1:B:176:LEU:H	1:B:178:LEU:HD22	1	1.74
(1,201)	1:B:176:LEU:H	1:B:178:LEU:HD23	1	1.74
(1,201)	1:B:176:LEU:H	1:B:178:LEU:HD11	15	1.74
(1,201)	1:B:176:LEU:H	1:B:178:LEU:HD12	15	1.74
(1,201)	1:B:176:LEU:H	1:B:178:LEU:HD13	15	1.74
(1,201)	1:B:176:LEU:H	1:B:178:LEU:HD21	15	1.74
(1,201)	1:B:176:LEU:H	1:B:178:LEU:HD22	15	1.74
(1,201)	1:B:176:LEU:H	1:B:178:LEU:HD23	15	1.74
(1,200)	1:B:176:LEU:H	1:B:178:LEU:HD11	1	1.74
(1,200)	1:B:176:LEU:H	1:B:178:LEU:HD12	1	1.74
(1,200)	1:B:176:LEU:H	1:B:178:LEU:HD13	1	1.74
(1,200)	1:B:176:LEU:H	1:B:178:LEU:HD21	1	1.74
(1,200)	1:B:176:LEU:H	1:B:178:LEU:HD22	1	1.74
(1,200)	1:B:176:LEU:H	1:B:178:LEU:HD23	1	1.74
(1,200)	1:B:176:LEU:H	1:B:178:LEU:HD11	15	1.74
(1,200)	1:B:176:LEU:H	1:B:178:LEU:HD12	15	1.74
(1,200)	1:B:176:LEU:H	1:B:178:LEU:HD13	15	1.74
(1,200)	1:B:176:LEU:H	1:B:178:LEU:HD21	15	1.74
(1,200)	1:B:176:LEU:H	1:B:178:LEU:HD22	15	1.74
(1,200)	1:B:176:LEU:H	1:B:178:LEU:HD23	15	1.74
(1,199)	1:B:176:LEU:H	1:B:178:LEU:HD11	1	1.74
(1,199)	1:B:176:LEU:H	1:B:178:LEU:HD12	1	1.74
(1,199)	1:B:176:LEU:H	1:B:178:LEU:HD13	1	1.74
(1,199)	1:B:176:LEU:H	1:B:178:LEU:HD21	1	1.74

Continued on next page...

Continued from previous page...

Key	Atom-1	Atom-2	Model ID	Violation (Å)
(1,199)	1:B:176:LEU:H	1:B:178:LEU:HD22	1	1.74
(1,199)	1:B:176:LEU:H	1:B:178:LEU:HD23	1	1.74
(1,199)	1:B:176:LEU:H	1:B:178:LEU:HD11	15	1.74
(1,199)	1:B:176:LEU:H	1:B:178:LEU:HD12	15	1.74
(1,199)	1:B:176:LEU:H	1:B:178:LEU:HD13	15	1.74
(1,199)	1:B:176:LEU:H	1:B:178:LEU:HD21	15	1.74
(1,199)	1:B:176:LEU:H	1:B:178:LEU:HD22	15	1.74
(1,199)	1:B:176:LEU:H	1:B:178:LEU:HD23	15	1.74
(1,219)	1:B:180:ILE:HG21	1:B:181:PRO:HG2	10	1.7
(1,219)	1:B:180:ILE:HG21	1:B:181:PRO:HG3	10	1.7
(1,219)	1:B:180:ILE:HG22	1:B:181:PRO:HG2	10	1.7
(1,219)	1:B:180:ILE:HG22	1:B:181:PRO:HG3	10	1.7
(1,219)	1:B:180:ILE:HG23	1:B:181:PRO:HG2	10	1.7
(1,219)	1:B:180:ILE:HG23	1:B:181:PRO:HG3	10	1.7
(1,218)	1:B:180:ILE:HG21	1:B:181:PRO:HG2	10	1.7
(1,218)	1:B:180:ILE:HG21	1:B:181:PRO:HG3	10	1.7
(1,218)	1:B:180:ILE:HG22	1:B:181:PRO:HG2	10	1.7
(1,218)	1:B:180:ILE:HG22	1:B:181:PRO:HG3	10	1.7
(1,218)	1:B:180:ILE:HG23	1:B:181:PRO:HG2	10	1.7
(1,218)	1:B:180:ILE:HG23	1:B:181:PRO:HG3	10	1.7
(1,217)	1:B:180:ILE:HG21	1:B:181:PRO:HG2	10	1.7
(1,217)	1:B:180:ILE:HG21	1:B:181:PRO:HG3	10	1.7
(1,217)	1:B:180:ILE:HG22	1:B:181:PRO:HG2	10	1.7
(1,217)	1:B:180:ILE:HG22	1:B:181:PRO:HG3	10	1.7
(1,217)	1:B:180:ILE:HG23	1:B:181:PRO:HG2	10	1.7
(1,217)	1:B:180:ILE:HG23	1:B:181:PRO:HG3	10	1.7
(1,201)	1:B:176:LEU:H	1:B:178:LEU:HD11	8	1.7
(1,201)	1:B:176:LEU:H	1:B:178:LEU:HD12	8	1.7
(1,201)	1:B:176:LEU:H	1:B:178:LEU:HD13	8	1.7
(1,201)	1:B:176:LEU:H	1:B:178:LEU:HD21	8	1.7
(1,201)	1:B:176:LEU:H	1:B:178:LEU:HD22	8	1.7
(1,201)	1:B:176:LEU:H	1:B:178:LEU:HD23	8	1.7
(1,200)	1:B:176:LEU:H	1:B:178:LEU:HD11	8	1.7
(1,200)	1:B:176:LEU:H	1:B:178:LEU:HD12	8	1.7
(1,200)	1:B:176:LEU:H	1:B:178:LEU:HD13	8	1.7
(1,200)	1:B:176:LEU:H	1:B:178:LEU:HD21	8	1.7
(1,200)	1:B:176:LEU:H	1:B:178:LEU:HD22	8	1.7
(1,200)	1:B:176:LEU:H	1:B:178:LEU:HD23	8	1.7
(1,199)	1:B:176:LEU:H	1:B:178:LEU:HD11	8	1.7
(1,199)	1:B:176:LEU:H	1:B:178:LEU:HD12	8	1.7
(1,199)	1:B:176:LEU:H	1:B:178:LEU:HD13	8	1.7
(1,199)	1:B:176:LEU:H	1:B:178:LEU:HD21	8	1.7

Continued on next page...

Continued from previous page...

Key	Atom-1	Atom-2	Model ID	Violation (Å)
(1,199)	1:B:176:LEU:H	1:B:178:LEU:HD22	8	1.7
(1,199)	1:B:176:LEU:H	1:B:178:LEU:HD23	8	1.7
(1,201)	1:B:176:LEU:H	1:B:178:LEU:HD11	2	1.69
(1,201)	1:B:176:LEU:H	1:B:178:LEU:HD12	2	1.69
(1,201)	1:B:176:LEU:H	1:B:178:LEU:HD13	2	1.69
(1,201)	1:B:176:LEU:H	1:B:178:LEU:HD21	2	1.69
(1,201)	1:B:176:LEU:H	1:B:178:LEU:HD22	2	1.69
(1,201)	1:B:176:LEU:H	1:B:178:LEU:HD23	2	1.69
(1,200)	1:B:176:LEU:H	1:B:178:LEU:HD11	2	1.69
(1,200)	1:B:176:LEU:H	1:B:178:LEU:HD12	2	1.69
(1,200)	1:B:176:LEU:H	1:B:178:LEU:HD13	2	1.69
(1,200)	1:B:176:LEU:H	1:B:178:LEU:HD21	2	1.69
(1,200)	1:B:176:LEU:H	1:B:178:LEU:HD22	2	1.69
(1,200)	1:B:176:LEU:H	1:B:178:LEU:HD23	2	1.69
(1,199)	1:B:176:LEU:H	1:B:178:LEU:HD11	2	1.69
(1,199)	1:B:176:LEU:H	1:B:178:LEU:HD12	2	1.69
(1,199)	1:B:176:LEU:H	1:B:178:LEU:HD13	2	1.69
(1,199)	1:B:176:LEU:H	1:B:178:LEU:HD21	2	1.69
(1,199)	1:B:176:LEU:H	1:B:178:LEU:HD22	2	1.69
(1,199)	1:B:176:LEU:H	1:B:178:LEU:HD23	2	1.69
(1,225)	1:B:183:VAL:HG21	1:B:184:PHE:HD1	12	1.68
(1,225)	1:B:183:VAL:HG21	1:B:184:PHE:HD2	12	1.68
(1,225)	1:B:183:VAL:HG22	1:B:184:PHE:HD1	12	1.68
(1,225)	1:B:183:VAL:HG22	1:B:184:PHE:HD2	12	1.68
(1,225)	1:B:183:VAL:HG23	1:B:184:PHE:HD1	12	1.68
(1,225)	1:B:183:VAL:HG23	1:B:184:PHE:HD2	12	1.68
(1,224)	1:B:183:VAL:HG21	1:B:184:PHE:HD1	12	1.68
(1,224)	1:B:183:VAL:HG21	1:B:184:PHE:HD2	12	1.68
(1,224)	1:B:183:VAL:HG22	1:B:184:PHE:HD1	12	1.68
(1,224)	1:B:183:VAL:HG22	1:B:184:PHE:HD2	12	1.68
(1,224)	1:B:183:VAL:HG23	1:B:184:PHE:HD1	12	1.68
(1,224)	1:B:183:VAL:HG23	1:B:184:PHE:HD2	12	1.68
(1,223)	1:B:183:VAL:HG21	1:B:184:PHE:HD1	12	1.68
(1,223)	1:B:183:VAL:HG21	1:B:184:PHE:HD2	12	1.68
(1,223)	1:B:183:VAL:HG22	1:B:184:PHE:HD1	12	1.68
(1,223)	1:B:183:VAL:HG22	1:B:184:PHE:HD2	12	1.68
(1,223)	1:B:183:VAL:HG23	1:B:184:PHE:HD1	12	1.68
(1,223)	1:B:183:VAL:HG23	1:B:184:PHE:HD2	12	1.68
(1,219)	1:B:180:ILE:HG21	1:B:181:PRO:HG2	2	1.68
(1,219)	1:B:180:ILE:HG21	1:B:181:PRO:HG3	2	1.68
(1,219)	1:B:180:ILE:HG22	1:B:181:PRO:HG2	2	1.68
(1,219)	1:B:180:ILE:HG22	1:B:181:PRO:HG3	2	1.68

Continued on next page...

Continued from previous page...

Key	Atom-1	Atom-2	Model ID	Violation (Å)
(1,219)	1:B:180:ILE:HG23	1:B:181:PRO:HG2	2	1.68
(1,219)	1:B:180:ILE:HG23	1:B:181:PRO:HG3	2	1.68
(1,218)	1:B:180:ILE:HG21	1:B:181:PRO:HG2	2	1.68
(1,218)	1:B:180:ILE:HG21	1:B:181:PRO:HG3	2	1.68
(1,218)	1:B:180:ILE:HG22	1:B:181:PRO:HG2	2	1.68
(1,218)	1:B:180:ILE:HG22	1:B:181:PRO:HG3	2	1.68
(1,218)	1:B:180:ILE:HG23	1:B:181:PRO:HG2	2	1.68
(1,218)	1:B:180:ILE:HG23	1:B:181:PRO:HG3	2	1.68
(1,217)	1:B:180:ILE:HG21	1:B:181:PRO:HG2	2	1.68
(1,217)	1:B:180:ILE:HG21	1:B:181:PRO:HG3	2	1.68
(1,217)	1:B:180:ILE:HG22	1:B:181:PRO:HG2	2	1.68
(1,217)	1:B:180:ILE:HG22	1:B:181:PRO:HG3	2	1.68
(1,217)	1:B:180:ILE:HG23	1:B:181:PRO:HG2	2	1.68
(1,217)	1:B:180:ILE:HG23	1:B:181:PRO:HG3	2	1.68
(1,195)	1:B:174:THR:HG21	1:B:178:LEU:HB2	6	1.65
(1,195)	1:B:174:THR:HG21	1:B:178:LEU:HB3	6	1.65
(1,195)	1:B:174:THR:HG22	1:B:178:LEU:HB2	6	1.65
(1,195)	1:B:174:THR:HG22	1:B:178:LEU:HB3	6	1.65
(1,195)	1:B:174:THR:HG23	1:B:178:LEU:HB2	6	1.65
(1,195)	1:B:174:THR:HG23	1:B:178:LEU:HB3	6	1.65
(1,194)	1:B:174:THR:HG21	1:B:178:LEU:HB2	6	1.65
(1,194)	1:B:174:THR:HG21	1:B:178:LEU:HB3	6	1.65
(1,194)	1:B:174:THR:HG22	1:B:178:LEU:HB2	6	1.65
(1,194)	1:B:174:THR:HG22	1:B:178:LEU:HB3	6	1.65
(1,194)	1:B:174:THR:HG23	1:B:178:LEU:HB2	6	1.65
(1,194)	1:B:174:THR:HG23	1:B:178:LEU:HB3	6	1.65
(1,193)	1:B:174:THR:HG21	1:B:178:LEU:HB2	6	1.65
(1,193)	1:B:174:THR:HG21	1:B:178:LEU:HB3	6	1.65
(1,193)	1:B:174:THR:HG22	1:B:178:LEU:HB2	6	1.65
(1,193)	1:B:174:THR:HG22	1:B:178:LEU:HB3	6	1.65
(1,193)	1:B:174:THR:HG23	1:B:178:LEU:HB2	6	1.65
(1,193)	1:B:174:THR:HG23	1:B:178:LEU:HB3	6	1.65
(1,225)	1:B:183:VAL:HG21	1:B:184:PHE:HD1	13	1.64
(1,225)	1:B:183:VAL:HG21	1:B:184:PHE:HD2	13	1.64
(1,225)	1:B:183:VAL:HG22	1:B:184:PHE:HD1	13	1.64
(1,225)	1:B:183:VAL:HG22	1:B:184:PHE:HD2	13	1.64
(1,225)	1:B:183:VAL:HG23	1:B:184:PHE:HD1	13	1.64
(1,225)	1:B:183:VAL:HG23	1:B:184:PHE:HD2	13	1.64
(1,224)	1:B:183:VAL:HG21	1:B:184:PHE:HD1	13	1.64
(1,224)	1:B:183:VAL:HG21	1:B:184:PHE:HD2	13	1.64
(1,224)	1:B:183:VAL:HG22	1:B:184:PHE:HD1	13	1.64
(1,224)	1:B:183:VAL:HG22	1:B:184:PHE:HD2	13	1.64

Continued on next page...

Continued from previous page...

Key	Atom-1	Atom-2	Model ID	Violation (Å)
(1,224)	1:B:183:VAL:HG23	1:B:184:PHE:HD1	13	1.64
(1,224)	1:B:183:VAL:HG23	1:B:184:PHE:HD2	13	1.64
(1,223)	1:B:183:VAL:HG21	1:B:184:PHE:HD1	13	1.64
(1,223)	1:B:183:VAL:HG21	1:B:184:PHE:HD2	13	1.64
(1,223)	1:B:183:VAL:HG22	1:B:184:PHE:HD1	13	1.64
(1,223)	1:B:183:VAL:HG22	1:B:184:PHE:HD2	13	1.64
(1,223)	1:B:183:VAL:HG23	1:B:184:PHE:HD1	13	1.64
(1,223)	1:B:183:VAL:HG23	1:B:184:PHE:HD2	13	1.64
(1,201)	1:B:176:LEU:H	1:B:178:LEU:HD11	10	1.64
(1,201)	1:B:176:LEU:H	1:B:178:LEU:HD12	10	1.64
(1,201)	1:B:176:LEU:H	1:B:178:LEU:HD13	10	1.64
(1,201)	1:B:176:LEU:H	1:B:178:LEU:HD21	10	1.64
(1,201)	1:B:176:LEU:H	1:B:178:LEU:HD22	10	1.64
(1,201)	1:B:176:LEU:H	1:B:178:LEU:HD23	10	1.64
(1,200)	1:B:176:LEU:H	1:B:178:LEU:HD11	10	1.64
(1,200)	1:B:176:LEU:H	1:B:178:LEU:HD12	10	1.64
(1,200)	1:B:176:LEU:H	1:B:178:LEU:HD13	10	1.64
(1,200)	1:B:176:LEU:H	1:B:178:LEU:HD21	10	1.64
(1,200)	1:B:176:LEU:H	1:B:178:LEU:HD22	10	1.64
(1,200)	1:B:176:LEU:H	1:B:178:LEU:HD23	10	1.64
(1,199)	1:B:176:LEU:H	1:B:178:LEU:HD11	10	1.64
(1,199)	1:B:176:LEU:H	1:B:178:LEU:HD12	10	1.64
(1,199)	1:B:176:LEU:H	1:B:178:LEU:HD13	10	1.64
(1,199)	1:B:176:LEU:H	1:B:178:LEU:HD21	10	1.64
(1,199)	1:B:176:LEU:H	1:B:178:LEU:HD22	10	1.64
(1,199)	1:B:176:LEU:H	1:B:178:LEU:HD23	10	1.64
(1,225)	1:B:183:VAL:HG21	1:B:184:PHE:HD1	9	1.62
(1,225)	1:B:183:VAL:HG21	1:B:184:PHE:HD2	9	1.62
(1,225)	1:B:183:VAL:HG22	1:B:184:PHE:HD1	9	1.62
(1,225)	1:B:183:VAL:HG22	1:B:184:PHE:HD2	9	1.62
(1,225)	1:B:183:VAL:HG23	1:B:184:PHE:HD1	9	1.62
(1,225)	1:B:183:VAL:HG23	1:B:184:PHE:HD2	9	1.62
(1,225)	1:B:183:VAL:HG21	1:B:184:PHE:HD1	10	1.62
(1,225)	1:B:183:VAL:HG21	1:B:184:PHE:HD2	10	1.62
(1,225)	1:B:183:VAL:HG22	1:B:184:PHE:HD1	10	1.62
(1,225)	1:B:183:VAL:HG22	1:B:184:PHE:HD2	10	1.62
(1,225)	1:B:183:VAL:HG23	1:B:184:PHE:HD1	10	1.62
(1,225)	1:B:183:VAL:HG23	1:B:184:PHE:HD2	10	1.62
(1,224)	1:B:183:VAL:HG21	1:B:184:PHE:HD1	9	1.62
(1,224)	1:B:183:VAL:HG21	1:B:184:PHE:HD2	9	1.62
(1,224)	1:B:183:VAL:HG22	1:B:184:PHE:HD1	9	1.62
(1,224)	1:B:183:VAL:HG22	1:B:184:PHE:HD2	9	1.62

Continued on next page...

Continued from previous page...

Key	Atom-1	Atom-2	Model ID	Violation (Å)
(1,224)	1:B:183:VAL:HG23	1:B:184:PHE:HD1	9	1.62
(1,224)	1:B:183:VAL:HG23	1:B:184:PHE:HD2	9	1.62
(1,224)	1:B:183:VAL:HG21	1:B:184:PHE:HD1	10	1.62
(1,224)	1:B:183:VAL:HG21	1:B:184:PHE:HD2	10	1.62
(1,224)	1:B:183:VAL:HG22	1:B:184:PHE:HD1	10	1.62
(1,224)	1:B:183:VAL:HG22	1:B:184:PHE:HD2	10	1.62
(1,224)	1:B:183:VAL:HG23	1:B:184:PHE:HD1	10	1.62
(1,224)	1:B:183:VAL:HG23	1:B:184:PHE:HD2	10	1.62
(1,223)	1:B:183:VAL:HG21	1:B:184:PHE:HD1	9	1.62
(1,223)	1:B:183:VAL:HG21	1:B:184:PHE:HD2	9	1.62
(1,223)	1:B:183:VAL:HG22	1:B:184:PHE:HD1	9	1.62
(1,223)	1:B:183:VAL:HG22	1:B:184:PHE:HD2	9	1.62
(1,223)	1:B:183:VAL:HG23	1:B:184:PHE:HD1	9	1.62
(1,223)	1:B:183:VAL:HG23	1:B:184:PHE:HD2	9	1.62
(1,223)	1:B:183:VAL:HG21	1:B:184:PHE:HD1	10	1.62
(1,223)	1:B:183:VAL:HG21	1:B:184:PHE:HD2	10	1.62
(1,223)	1:B:183:VAL:HG22	1:B:184:PHE:HD1	10	1.62
(1,223)	1:B:183:VAL:HG22	1:B:184:PHE:HD2	10	1.62
(1,223)	1:B:183:VAL:HG23	1:B:184:PHE:HD1	10	1.62
(1,223)	1:B:183:VAL:HG23	1:B:184:PHE:HD2	10	1.62
(1,222)	1:B:180:ILE:HG21	1:B:181:PRO:HA	5	1.61
(1,222)	1:B:180:ILE:HG22	1:B:181:PRO:HA	5	1.61
(1,222)	1:B:180:ILE:HG23	1:B:181:PRO:HA	5	1.61
(1,221)	1:B:180:ILE:HG21	1:B:181:PRO:HA	5	1.61
(1,221)	1:B:180:ILE:HG22	1:B:181:PRO:HA	5	1.61
(1,221)	1:B:180:ILE:HG23	1:B:181:PRO:HA	5	1.61
(1,220)	1:B:180:ILE:HG21	1:B:181:PRO:HA	5	1.61
(1,220)	1:B:180:ILE:HG22	1:B:181:PRO:HA	5	1.61
(1,220)	1:B:180:ILE:HG23	1:B:181:PRO:HA	5	1.61
(1,195)	1:B:174:THR:HG21	1:B:178:LEU:HB2	3	1.61
(1,195)	1:B:174:THR:HG21	1:B:178:LEU:HB3	3	1.61
(1,195)	1:B:174:THR:HG22	1:B:178:LEU:HB2	3	1.61
(1,195)	1:B:174:THR:HG22	1:B:178:LEU:HB3	3	1.61
(1,195)	1:B:174:THR:HG23	1:B:178:LEU:HB2	3	1.61
(1,195)	1:B:174:THR:HG23	1:B:178:LEU:HB3	3	1.61
(1,194)	1:B:174:THR:HG21	1:B:178:LEU:HB2	3	1.61
(1,194)	1:B:174:THR:HG21	1:B:178:LEU:HB3	3	1.61
(1,194)	1:B:174:THR:HG22	1:B:178:LEU:HB2	3	1.61
(1,194)	1:B:174:THR:HG22	1:B:178:LEU:HB3	3	1.61
(1,194)	1:B:174:THR:HG23	1:B:178:LEU:HB2	3	1.61
(1,194)	1:B:174:THR:HG23	1:B:178:LEU:HB3	3	1.61
(1,193)	1:B:174:THR:HG21	1:B:178:LEU:HB2	3	1.61

Continued on next page...

Continued from previous page...

Key	Atom-1	Atom-2	Model ID	Violation (Å)
(1,193)	1:B:174:THR:HG21	1:B:178:LEU:HB3	3	1.61
(1,193)	1:B:174:THR:HG22	1:B:178:LEU:HB2	3	1.61
(1,193)	1:B:174:THR:HG22	1:B:178:LEU:HB3	3	1.61
(1,193)	1:B:174:THR:HG23	1:B:178:LEU:HB2	3	1.61
(1,193)	1:B:174:THR:HG23	1:B:178:LEU:HB3	3	1.61
(1,219)	1:B:180:ILE:HG21	1:B:181:PRO:HG2	11	1.58
(1,219)	1:B:180:ILE:HG21	1:B:181:PRO:HG3	11	1.58
(1,219)	1:B:180:ILE:HG22	1:B:181:PRO:HG2	11	1.58
(1,219)	1:B:180:ILE:HG22	1:B:181:PRO:HG3	11	1.58
(1,219)	1:B:180:ILE:HG23	1:B:181:PRO:HG2	11	1.58
(1,219)	1:B:180:ILE:HG23	1:B:181:PRO:HG3	11	1.58
(1,218)	1:B:180:ILE:HG21	1:B:181:PRO:HG2	11	1.58
(1,218)	1:B:180:ILE:HG21	1:B:181:PRO:HG3	11	1.58
(1,218)	1:B:180:ILE:HG22	1:B:181:PRO:HG2	11	1.58
(1,218)	1:B:180:ILE:HG22	1:B:181:PRO:HG3	11	1.58
(1,218)	1:B:180:ILE:HG23	1:B:181:PRO:HG2	11	1.58
(1,218)	1:B:180:ILE:HG23	1:B:181:PRO:HG3	11	1.58
(1,217)	1:B:180:ILE:HG21	1:B:181:PRO:HG2	11	1.58
(1,217)	1:B:180:ILE:HG21	1:B:181:PRO:HG3	11	1.58
(1,217)	1:B:180:ILE:HG22	1:B:181:PRO:HG2	11	1.58
(1,217)	1:B:180:ILE:HG22	1:B:181:PRO:HG3	11	1.58
(1,217)	1:B:180:ILE:HG23	1:B:181:PRO:HG2	11	1.58
(1,217)	1:B:180:ILE:HG23	1:B:181:PRO:HG3	11	1.58
(1,219)	1:B:180:ILE:HG21	1:B:181:PRO:HG2	14	1.57
(1,219)	1:B:180:ILE:HG21	1:B:181:PRO:HG3	14	1.57
(1,219)	1:B:180:ILE:HG22	1:B:181:PRO:HG2	14	1.57
(1,219)	1:B:180:ILE:HG22	1:B:181:PRO:HG3	14	1.57
(1,219)	1:B:180:ILE:HG23	1:B:181:PRO:HG2	14	1.57
(1,219)	1:B:180:ILE:HG23	1:B:181:PRO:HG3	14	1.57
(1,218)	1:B:180:ILE:HG21	1:B:181:PRO:HG2	14	1.57
(1,218)	1:B:180:ILE:HG21	1:B:181:PRO:HG3	14	1.57
(1,218)	1:B:180:ILE:HG22	1:B:181:PRO:HG2	14	1.57
(1,218)	1:B:180:ILE:HG22	1:B:181:PRO:HG3	14	1.57
(1,218)	1:B:180:ILE:HG23	1:B:181:PRO:HG2	14	1.57
(1,218)	1:B:180:ILE:HG23	1:B:181:PRO:HG3	14	1.57
(1,217)	1:B:180:ILE:HG21	1:B:181:PRO:HG2	14	1.57
(1,217)	1:B:180:ILE:HG21	1:B:181:PRO:HG3	14	1.57
(1,217)	1:B:180:ILE:HG22	1:B:181:PRO:HG2	14	1.57
(1,217)	1:B:180:ILE:HG22	1:B:181:PRO:HG3	14	1.57
(1,217)	1:B:180:ILE:HG23	1:B:181:PRO:HG2	14	1.57
(1,217)	1:B:180:ILE:HG23	1:B:181:PRO:HG3	14	1.57
(1,195)	1:B:174:THR:HG21	1:B:178:LEU:HB2	4	1.5

Continued on next page...

Continued from previous page...

Key	Atom-1	Atom-2	Model ID	Violation (Å)
(1,195)	1:B:174:THR:HG21	1:B:178:LEU:HB3	4	1.5
(1,195)	1:B:174:THR:HG22	1:B:178:LEU:HB2	4	1.5
(1,195)	1:B:174:THR:HG22	1:B:178:LEU:HB3	4	1.5
(1,195)	1:B:174:THR:HG23	1:B:178:LEU:HB2	4	1.5
(1,195)	1:B:174:THR:HG23	1:B:178:LEU:HB3	4	1.5
(1,194)	1:B:174:THR:HG21	1:B:178:LEU:HB2	4	1.5
(1,194)	1:B:174:THR:HG21	1:B:178:LEU:HB3	4	1.5
(1,194)	1:B:174:THR:HG22	1:B:178:LEU:HB2	4	1.5
(1,194)	1:B:174:THR:HG22	1:B:178:LEU:HB3	4	1.5
(1,194)	1:B:174:THR:HG23	1:B:178:LEU:HB2	4	1.5
(1,194)	1:B:174:THR:HG23	1:B:178:LEU:HB3	4	1.5
(1,193)	1:B:174:THR:HG21	1:B:178:LEU:HB2	4	1.5
(1,193)	1:B:174:THR:HG21	1:B:178:LEU:HB3	4	1.5
(1,193)	1:B:174:THR:HG22	1:B:178:LEU:HB2	4	1.5
(1,193)	1:B:174:THR:HG22	1:B:178:LEU:HB3	4	1.5
(1,193)	1:B:174:THR:HG23	1:B:178:LEU:HB2	4	1.5
(1,193)	1:B:174:THR:HG23	1:B:178:LEU:HB3	4	1.5
(1,222)	1:B:180:ILE:HG21	1:B:181:PRO:HA	6	1.47
(1,222)	1:B:180:ILE:HG22	1:B:181:PRO:HA	6	1.47
(1,222)	1:B:180:ILE:HG23	1:B:181:PRO:HA	6	1.47
(1,221)	1:B:180:ILE:HG21	1:B:181:PRO:HA	6	1.47
(1,221)	1:B:180:ILE:HG22	1:B:181:PRO:HA	6	1.47
(1,221)	1:B:180:ILE:HG23	1:B:181:PRO:HA	6	1.47
(1,220)	1:B:180:ILE:HG21	1:B:181:PRO:HA	6	1.47
(1,220)	1:B:180:ILE:HG22	1:B:181:PRO:HA	6	1.47
(1,220)	1:B:180:ILE:HG23	1:B:181:PRO:HA	6	1.47
(1,195)	1:B:174:THR:HG21	1:B:178:LEU:HB2	12	1.47
(1,195)	1:B:174:THR:HG21	1:B:178:LEU:HB3	12	1.47
(1,195)	1:B:174:THR:HG22	1:B:178:LEU:HB2	12	1.47
(1,195)	1:B:174:THR:HG22	1:B:178:LEU:HB3	12	1.47
(1,195)	1:B:174:THR:HG23	1:B:178:LEU:HB2	12	1.47
(1,195)	1:B:174:THR:HG23	1:B:178:LEU:HB3	12	1.47
(1,194)	1:B:174:THR:HG21	1:B:178:LEU:HB2	12	1.47
(1,194)	1:B:174:THR:HG21	1:B:178:LEU:HB3	12	1.47
(1,194)	1:B:174:THR:HG22	1:B:178:LEU:HB2	12	1.47
(1,194)	1:B:174:THR:HG22	1:B:178:LEU:HB3	12	1.47
(1,194)	1:B:174:THR:HG23	1:B:178:LEU:HB2	12	1.47
(1,194)	1:B:174:THR:HG23	1:B:178:LEU:HB3	12	1.47
(1,193)	1:B:174:THR:HG21	1:B:178:LEU:HB2	12	1.47
(1,193)	1:B:174:THR:HG21	1:B:178:LEU:HB3	12	1.47
(1,193)	1:B:174:THR:HG22	1:B:178:LEU:HB2	12	1.47
(1,193)	1:B:174:THR:HG22	1:B:178:LEU:HB3	12	1.47

Continued on next page...

Continued from previous page...

Key	Atom-1	Atom-2	Model ID	Violation (Å)
(1,193)	1:B:174:THR:HG23	1:B:178:LEU:HB2	12	1.47
(1,193)	1:B:174:THR:HG23	1:B:178:LEU:HB3	12	1.47
(1,219)	1:B:180:ILE:HG21	1:B:181:PRO:HG2	15	1.4
(1,219)	1:B:180:ILE:HG21	1:B:181:PRO:HG3	15	1.4
(1,219)	1:B:180:ILE:HG22	1:B:181:PRO:HG2	15	1.4
(1,219)	1:B:180:ILE:HG22	1:B:181:PRO:HG3	15	1.4
(1,219)	1:B:180:ILE:HG23	1:B:181:PRO:HG2	15	1.4
(1,219)	1:B:180:ILE:HG23	1:B:181:PRO:HG3	15	1.4
(1,218)	1:B:180:ILE:HG21	1:B:181:PRO:HG2	15	1.4
(1,218)	1:B:180:ILE:HG21	1:B:181:PRO:HG3	15	1.4
(1,218)	1:B:180:ILE:HG22	1:B:181:PRO:HG2	15	1.4
(1,218)	1:B:180:ILE:HG22	1:B:181:PRO:HG3	15	1.4
(1,218)	1:B:180:ILE:HG23	1:B:181:PRO:HG2	15	1.4
(1,218)	1:B:180:ILE:HG23	1:B:181:PRO:HG3	15	1.4
(1,217)	1:B:180:ILE:HG21	1:B:181:PRO:HG2	15	1.4
(1,217)	1:B:180:ILE:HG21	1:B:181:PRO:HG3	15	1.4
(1,217)	1:B:180:ILE:HG22	1:B:181:PRO:HG2	15	1.4
(1,217)	1:B:180:ILE:HG22	1:B:181:PRO:HG3	15	1.4
(1,217)	1:B:180:ILE:HG23	1:B:181:PRO:HG2	15	1.4
(1,217)	1:B:180:ILE:HG23	1:B:181:PRO:HG3	15	1.4
(1,195)	1:B:174:THR:HG21	1:B:178:LEU:HB2	1	1.39
(1,195)	1:B:174:THR:HG21	1:B:178:LEU:HB3	1	1.39
(1,195)	1:B:174:THR:HG22	1:B:178:LEU:HB2	1	1.39
(1,195)	1:B:174:THR:HG22	1:B:178:LEU:HB3	1	1.39
(1,195)	1:B:174:THR:HG23	1:B:178:LEU:HB2	1	1.39
(1,195)	1:B:174:THR:HG23	1:B:178:LEU:HB3	1	1.39
(1,194)	1:B:174:THR:HG21	1:B:178:LEU:HB2	1	1.39
(1,194)	1:B:174:THR:HG21	1:B:178:LEU:HB3	1	1.39
(1,194)	1:B:174:THR:HG22	1:B:178:LEU:HB2	1	1.39
(1,194)	1:B:174:THR:HG22	1:B:178:LEU:HB3	1	1.39
(1,194)	1:B:174:THR:HG23	1:B:178:LEU:HB2	1	1.39
(1,194)	1:B:174:THR:HG23	1:B:178:LEU:HB3	1	1.39
(1,193)	1:B:174:THR:HG21	1:B:178:LEU:HB2	1	1.39
(1,193)	1:B:174:THR:HG21	1:B:178:LEU:HB3	1	1.39
(1,193)	1:B:174:THR:HG22	1:B:178:LEU:HB2	1	1.39
(1,193)	1:B:174:THR:HG22	1:B:178:LEU:HB3	1	1.39
(1,193)	1:B:174:THR:HG23	1:B:178:LEU:HB2	1	1.39
(1,193)	1:B:174:THR:HG23	1:B:178:LEU:HB3	1	1.39
(1,195)	1:B:174:THR:HG21	1:B:178:LEU:HB2	11	1.38
(1,195)	1:B:174:THR:HG21	1:B:178:LEU:HB3	11	1.38
(1,195)	1:B:174:THR:HG22	1:B:178:LEU:HB2	11	1.38
(1,195)	1:B:174:THR:HG22	1:B:178:LEU:HB3	11	1.38

Continued on next page...

Continued from previous page...

Key	Atom-1	Atom-2	Model ID	Violation (Å)
(1,195)	1:B:174:THR:HG23	1:B:178:LEU:HB2	11	1.38
(1,195)	1:B:174:THR:HG23	1:B:178:LEU:HB3	11	1.38
(1,194)	1:B:174:THR:HG21	1:B:178:LEU:HB2	11	1.38
(1,194)	1:B:174:THR:HG21	1:B:178:LEU:HB3	11	1.38
(1,194)	1:B:174:THR:HG22	1:B:178:LEU:HB2	11	1.38
(1,194)	1:B:174:THR:HG22	1:B:178:LEU:HB3	11	1.38
(1,194)	1:B:174:THR:HG23	1:B:178:LEU:HB2	11	1.38
(1,194)	1:B:174:THR:HG23	1:B:178:LEU:HB3	11	1.38
(1,193)	1:B:174:THR:HG21	1:B:178:LEU:HB2	11	1.38
(1,193)	1:B:174:THR:HG21	1:B:178:LEU:HB3	11	1.38
(1,193)	1:B:174:THR:HG22	1:B:178:LEU:HB2	11	1.38
(1,193)	1:B:174:THR:HG22	1:B:178:LEU:HB3	11	1.38
(1,193)	1:B:174:THR:HG23	1:B:178:LEU:HB2	11	1.38
(1,193)	1:B:174:THR:HG23	1:B:178:LEU:HB3	11	1.38
(1,219)	1:B:180:ILE:HG21	1:B:181:PRO:HG2	3	1.34
(1,219)	1:B:180:ILE:HG21	1:B:181:PRO:HG3	3	1.34
(1,219)	1:B:180:ILE:HG22	1:B:181:PRO:HG2	3	1.34
(1,219)	1:B:180:ILE:HG22	1:B:181:PRO:HG3	3	1.34
(1,219)	1:B:180:ILE:HG23	1:B:181:PRO:HG2	3	1.34
(1,219)	1:B:180:ILE:HG23	1:B:181:PRO:HG3	3	1.34
(1,218)	1:B:180:ILE:HG21	1:B:181:PRO:HG2	3	1.34
(1,218)	1:B:180:ILE:HG21	1:B:181:PRO:HG3	3	1.34
(1,218)	1:B:180:ILE:HG22	1:B:181:PRO:HG2	3	1.34
(1,218)	1:B:180:ILE:HG22	1:B:181:PRO:HG3	3	1.34
(1,218)	1:B:180:ILE:HG23	1:B:181:PRO:HG2	3	1.34
(1,218)	1:B:180:ILE:HG23	1:B:181:PRO:HG3	3	1.34
(1,217)	1:B:180:ILE:HG21	1:B:181:PRO:HG2	3	1.34
(1,217)	1:B:180:ILE:HG21	1:B:181:PRO:HG3	3	1.34
(1,217)	1:B:180:ILE:HG22	1:B:181:PRO:HG2	3	1.34
(1,217)	1:B:180:ILE:HG22	1:B:181:PRO:HG3	3	1.34
(1,217)	1:B:180:ILE:HG23	1:B:181:PRO:HG2	3	1.34
(1,217)	1:B:180:ILE:HG23	1:B:181:PRO:HG3	3	1.34
(1,222)	1:B:180:ILE:HG21	1:B:181:PRO:HA	4	1.31
(1,222)	1:B:180:ILE:HG22	1:B:181:PRO:HA	4	1.31
(1,222)	1:B:180:ILE:HG23	1:B:181:PRO:HA	4	1.31
(1,221)	1:B:180:ILE:HG21	1:B:181:PRO:HA	4	1.31
(1,221)	1:B:180:ILE:HG22	1:B:181:PRO:HA	4	1.31
(1,221)	1:B:180:ILE:HG23	1:B:181:PRO:HA	4	1.31
(1,220)	1:B:180:ILE:HG21	1:B:181:PRO:HA	4	1.31
(1,220)	1:B:180:ILE:HG22	1:B:181:PRO:HA	4	1.31
(1,220)	1:B:180:ILE:HG23	1:B:181:PRO:HA	4	1.31
(1,219)	1:B:180:ILE:HG21	1:B:181:PRO:HG2	8	1.31

Continued on next page...

Continued from previous page...

Key	Atom-1	Atom-2	Model ID	Violation (Å)
(1,219)	1:B:180:ILE:HG21	1:B:181:PRO:HG3	8	1.31
(1,219)	1:B:180:ILE:HG22	1:B:181:PRO:HG2	8	1.31
(1,219)	1:B:180:ILE:HG22	1:B:181:PRO:HG3	8	1.31
(1,219)	1:B:180:ILE:HG23	1:B:181:PRO:HG2	8	1.31
(1,219)	1:B:180:ILE:HG23	1:B:181:PRO:HG3	8	1.31
(1,218)	1:B:180:ILE:HG21	1:B:181:PRO:HG2	8	1.31
(1,218)	1:B:180:ILE:HG21	1:B:181:PRO:HG3	8	1.31
(1,218)	1:B:180:ILE:HG22	1:B:181:PRO:HG2	8	1.31
(1,218)	1:B:180:ILE:HG22	1:B:181:PRO:HG3	8	1.31
(1,218)	1:B:180:ILE:HG23	1:B:181:PRO:HG2	8	1.31
(1,218)	1:B:180:ILE:HG23	1:B:181:PRO:HG3	8	1.31
(1,217)	1:B:180:ILE:HG21	1:B:181:PRO:HG2	8	1.31
(1,217)	1:B:180:ILE:HG21	1:B:181:PRO:HG3	8	1.31
(1,217)	1:B:180:ILE:HG22	1:B:181:PRO:HG2	8	1.31
(1,217)	1:B:180:ILE:HG22	1:B:181:PRO:HG3	8	1.31
(1,217)	1:B:180:ILE:HG23	1:B:181:PRO:HG2	8	1.31
(1,217)	1:B:180:ILE:HG23	1:B:181:PRO:HG3	8	1.31
(1,219)	1:B:180:ILE:HG21	1:B:181:PRO:HG2	1	1.29
(1,219)	1:B:180:ILE:HG21	1:B:181:PRO:HG3	1	1.29
(1,219)	1:B:180:ILE:HG22	1:B:181:PRO:HG2	1	1.29
(1,219)	1:B:180:ILE:HG22	1:B:181:PRO:HG3	1	1.29
(1,219)	1:B:180:ILE:HG23	1:B:181:PRO:HG2	1	1.29
(1,219)	1:B:180:ILE:HG23	1:B:181:PRO:HG3	1	1.29
(1,218)	1:B:180:ILE:HG21	1:B:181:PRO:HG2	1	1.29
(1,218)	1:B:180:ILE:HG21	1:B:181:PRO:HG3	1	1.29
(1,218)	1:B:180:ILE:HG22	1:B:181:PRO:HG2	1	1.29
(1,218)	1:B:180:ILE:HG22	1:B:181:PRO:HG3	1	1.29
(1,218)	1:B:180:ILE:HG23	1:B:181:PRO:HG2	1	1.29
(1,218)	1:B:180:ILE:HG23	1:B:181:PRO:HG3	1	1.29
(1,217)	1:B:180:ILE:HG21	1:B:181:PRO:HG2	1	1.29
(1,217)	1:B:180:ILE:HG21	1:B:181:PRO:HG3	1	1.29
(1,217)	1:B:180:ILE:HG22	1:B:181:PRO:HG2	1	1.29
(1,217)	1:B:180:ILE:HG22	1:B:181:PRO:HG3	1	1.29
(1,217)	1:B:180:ILE:HG23	1:B:181:PRO:HG2	1	1.29
(1,217)	1:B:180:ILE:HG23	1:B:181:PRO:HG3	1	1.29
(1,195)	1:B:174:THR:HG21	1:B:178:LEU:HB2	2	1.28
(1,195)	1:B:174:THR:HG21	1:B:178:LEU:HB3	2	1.28
(1,195)	1:B:174:THR:HG22	1:B:178:LEU:HB2	2	1.28
(1,195)	1:B:174:THR:HG22	1:B:178:LEU:HB3	2	1.28
(1,195)	1:B:174:THR:HG23	1:B:178:LEU:HB2	2	1.28
(1,195)	1:B:174:THR:HG23	1:B:178:LEU:HB3	2	1.28
(1,194)	1:B:174:THR:HG21	1:B:178:LEU:HB2	2	1.28

Continued on next page...

Continued from previous page...

Key	Atom-1	Atom-2	Model ID	Violation (Å)
(1,194)	1:B:174:THR:HG21	1:B:178:LEU:HB3	2	1.28
(1,194)	1:B:174:THR:HG22	1:B:178:LEU:HB2	2	1.28
(1,194)	1:B:174:THR:HG22	1:B:178:LEU:HB3	2	1.28
(1,194)	1:B:174:THR:HG23	1:B:178:LEU:HB2	2	1.28
(1,194)	1:B:174:THR:HG23	1:B:178:LEU:HB3	2	1.28
(1,193)	1:B:174:THR:HG21	1:B:178:LEU:HB2	2	1.28
(1,193)	1:B:174:THR:HG21	1:B:178:LEU:HB3	2	1.28
(1,193)	1:B:174:THR:HG22	1:B:178:LEU:HB2	2	1.28
(1,193)	1:B:174:THR:HG22	1:B:178:LEU:HB3	2	1.28
(1,193)	1:B:174:THR:HG23	1:B:178:LEU:HB2	2	1.28
(1,193)	1:B:174:THR:HG23	1:B:178:LEU:HB3	2	1.28
(1,222)	1:B:180:ILE:HG21	1:B:181:PRO:HA	7	1.26
(1,222)	1:B:180:ILE:HG22	1:B:181:PRO:HA	7	1.26
(1,222)	1:B:180:ILE:HG23	1:B:181:PRO:HA	7	1.26
(1,221)	1:B:180:ILE:HG21	1:B:181:PRO:HA	7	1.26
(1,221)	1:B:180:ILE:HG22	1:B:181:PRO:HA	7	1.26
(1,221)	1:B:180:ILE:HG23	1:B:181:PRO:HA	7	1.26
(1,220)	1:B:180:ILE:HG21	1:B:181:PRO:HA	7	1.26
(1,220)	1:B:180:ILE:HG22	1:B:181:PRO:HA	7	1.26
(1,220)	1:B:180:ILE:HG23	1:B:181:PRO:HA	7	1.26
(1,222)	1:B:180:ILE:HG21	1:B:181:PRO:HA	9	1.23
(1,222)	1:B:180:ILE:HG22	1:B:181:PRO:HA	9	1.23
(1,222)	1:B:180:ILE:HG23	1:B:181:PRO:HA	9	1.23
(1,221)	1:B:180:ILE:HG21	1:B:181:PRO:HA	9	1.23
(1,221)	1:B:180:ILE:HG22	1:B:181:PRO:HA	9	1.23
(1,221)	1:B:180:ILE:HG23	1:B:181:PRO:HA	9	1.23
(1,220)	1:B:180:ILE:HG21	1:B:181:PRO:HA	9	1.23
(1,220)	1:B:180:ILE:HG22	1:B:181:PRO:HA	9	1.23
(1,220)	1:B:180:ILE:HG23	1:B:181:PRO:HA	9	1.23
(1,195)	1:B:174:THR:HG21	1:B:178:LEU:HB2	8	1.23
(1,195)	1:B:174:THR:HG21	1:B:178:LEU:HB3	8	1.23
(1,195)	1:B:174:THR:HG22	1:B:178:LEU:HB2	8	1.23
(1,195)	1:B:174:THR:HG22	1:B:178:LEU:HB3	8	1.23
(1,195)	1:B:174:THR:HG23	1:B:178:LEU:HB2	8	1.23
(1,195)	1:B:174:THR:HG23	1:B:178:LEU:HB3	8	1.23
(1,194)	1:B:174:THR:HG21	1:B:178:LEU:HB2	8	1.23
(1,194)	1:B:174:THR:HG21	1:B:178:LEU:HB3	8	1.23
(1,194)	1:B:174:THR:HG22	1:B:178:LEU:HB2	8	1.23
(1,194)	1:B:174:THR:HG22	1:B:178:LEU:HB3	8	1.23
(1,194)	1:B:174:THR:HG23	1:B:178:LEU:HB2	8	1.23
(1,194)	1:B:174:THR:HG23	1:B:178:LEU:HB3	8	1.23
(1,193)	1:B:174:THR:HG21	1:B:178:LEU:HB2	8	1.23

Continued on next page...

Continued from previous page...

Key	Atom-1	Atom-2	Model ID	Violation (Å)
(1,193)	1:B:174:THR:HG21	1:B:178:LEU:HB3	8	1.23
(1,193)	1:B:174:THR:HG22	1:B:178:LEU:HB2	8	1.23
(1,193)	1:B:174:THR:HG22	1:B:178:LEU:HB3	8	1.23
(1,193)	1:B:174:THR:HG23	1:B:178:LEU:HB2	8	1.23
(1,193)	1:B:174:THR:HG23	1:B:178:LEU:HB3	8	1.23
(1,201)	1:B:176:LEU:H	1:B:178:LEU:HD11	11	1.19
(1,201)	1:B:176:LEU:H	1:B:178:LEU:HD12	11	1.19
(1,201)	1:B:176:LEU:H	1:B:178:LEU:HD13	11	1.19
(1,201)	1:B:176:LEU:H	1:B:178:LEU:HD21	11	1.19
(1,201)	1:B:176:LEU:H	1:B:178:LEU:HD22	11	1.19
(1,201)	1:B:176:LEU:H	1:B:178:LEU:HD23	11	1.19
(1,200)	1:B:176:LEU:H	1:B:178:LEU:HD11	11	1.19
(1,200)	1:B:176:LEU:H	1:B:178:LEU:HD12	11	1.19
(1,200)	1:B:176:LEU:H	1:B:178:LEU:HD13	11	1.19
(1,200)	1:B:176:LEU:H	1:B:178:LEU:HD21	11	1.19
(1,200)	1:B:176:LEU:H	1:B:178:LEU:HD22	11	1.19
(1,200)	1:B:176:LEU:H	1:B:178:LEU:HD23	11	1.19
(1,199)	1:B:176:LEU:H	1:B:178:LEU:HD11	11	1.19
(1,199)	1:B:176:LEU:H	1:B:178:LEU:HD12	11	1.19
(1,199)	1:B:176:LEU:H	1:B:178:LEU:HD13	11	1.19
(1,199)	1:B:176:LEU:H	1:B:178:LEU:HD21	11	1.19
(1,199)	1:B:176:LEU:H	1:B:178:LEU:HD22	11	1.19
(1,199)	1:B:176:LEU:H	1:B:178:LEU:HD23	11	1.19
(1,222)	1:B:180:ILE:HG21	1:B:181:PRO:HA	13	1.13
(1,222)	1:B:180:ILE:HG22	1:B:181:PRO:HA	13	1.13
(1,222)	1:B:180:ILE:HG23	1:B:181:PRO:HA	13	1.13
(1,221)	1:B:180:ILE:HG21	1:B:181:PRO:HA	13	1.13
(1,221)	1:B:180:ILE:HG22	1:B:181:PRO:HA	13	1.13
(1,221)	1:B:180:ILE:HG23	1:B:181:PRO:HA	13	1.13
(1,220)	1:B:180:ILE:HG21	1:B:181:PRO:HA	13	1.13
(1,220)	1:B:180:ILE:HG22	1:B:181:PRO:HA	13	1.13
(1,220)	1:B:180:ILE:HG23	1:B:181:PRO:HA	13	1.13
(1,204)	1:B:177:VAL:H	1:B:177:VAL:HG21	12	1.08
(1,204)	1:B:177:VAL:H	1:B:177:VAL:HG22	12	1.08
(1,204)	1:B:177:VAL:H	1:B:177:VAL:HG23	12	1.08
(1,203)	1:B:177:VAL:H	1:B:177:VAL:HG21	12	1.08
(1,203)	1:B:177:VAL:H	1:B:177:VAL:HG22	12	1.08
(1,203)	1:B:177:VAL:H	1:B:177:VAL:HG23	12	1.08
(1,202)	1:B:177:VAL:H	1:B:177:VAL:HG21	12	1.08
(1,202)	1:B:177:VAL:H	1:B:177:VAL:HG22	12	1.08
(1,202)	1:B:177:VAL:H	1:B:177:VAL:HG23	12	1.08
(1,222)	1:B:180:ILE:HG21	1:B:181:PRO:HA	10	1.03

Continued on next page...

Continued from previous page...

Key	Atom-1	Atom-2	Model ID	Violation (Å)
(1,222)	1:B:180:ILE:HG22	1:B:181:PRO:HA	10	1.03
(1,222)	1:B:180:ILE:HG23	1:B:181:PRO:HA	10	1.03
(1,221)	1:B:180:ILE:HG21	1:B:181:PRO:HA	10	1.03
(1,221)	1:B:180:ILE:HG22	1:B:181:PRO:HA	10	1.03
(1,221)	1:B:180:ILE:HG23	1:B:181:PRO:HA	10	1.03
(1,220)	1:B:180:ILE:HG21	1:B:181:PRO:HA	10	1.03
(1,220)	1:B:180:ILE:HG22	1:B:181:PRO:HA	10	1.03
(1,220)	1:B:180:ILE:HG23	1:B:181:PRO:HA	10	1.03
(1,222)	1:B:180:ILE:HG21	1:B:181:PRO:HA	2	0.88
(1,222)	1:B:180:ILE:HG22	1:B:181:PRO:HA	2	0.88
(1,222)	1:B:180:ILE:HG23	1:B:181:PRO:HA	2	0.88
(1,221)	1:B:180:ILE:HG21	1:B:181:PRO:HA	2	0.88
(1,221)	1:B:180:ILE:HG22	1:B:181:PRO:HA	2	0.88
(1,221)	1:B:180:ILE:HG23	1:B:181:PRO:HA	2	0.88
(1,220)	1:B:180:ILE:HG21	1:B:181:PRO:HA	2	0.88
(1,220)	1:B:180:ILE:HG22	1:B:181:PRO:HA	2	0.88
(1,220)	1:B:180:ILE:HG23	1:B:181:PRO:HA	2	0.88
(1,207)	1:B:177:VAL:H	1:B:178:LEU:HD11	6	0.86
(1,207)	1:B:177:VAL:H	1:B:178:LEU:HD12	6	0.86
(1,207)	1:B:177:VAL:H	1:B:178:LEU:HD13	6	0.86
(1,207)	1:B:177:VAL:H	1:B:178:LEU:HD21	6	0.86
(1,207)	1:B:177:VAL:H	1:B:178:LEU:HD22	6	0.86
(1,207)	1:B:177:VAL:H	1:B:178:LEU:HD23	6	0.86
(1,206)	1:B:177:VAL:H	1:B:178:LEU:HD11	6	0.86
(1,206)	1:B:177:VAL:H	1:B:178:LEU:HD12	6	0.86
(1,206)	1:B:177:VAL:H	1:B:178:LEU:HD13	6	0.86
(1,206)	1:B:177:VAL:H	1:B:178:LEU:HD21	6	0.86
(1,206)	1:B:177:VAL:H	1:B:178:LEU:HD22	6	0.86
(1,206)	1:B:177:VAL:H	1:B:178:LEU:HD23	6	0.86
(1,205)	1:B:177:VAL:H	1:B:178:LEU:HD11	6	0.86
(1,205)	1:B:177:VAL:H	1:B:178:LEU:HD12	6	0.86
(1,205)	1:B:177:VAL:H	1:B:178:LEU:HD13	6	0.86
(1,205)	1:B:177:VAL:H	1:B:178:LEU:HD21	6	0.86
(1,205)	1:B:177:VAL:H	1:B:178:LEU:HD22	6	0.86
(1,205)	1:B:177:VAL:H	1:B:178:LEU:HD23	6	0.86
(1,207)	1:B:177:VAL:H	1:B:178:LEU:HD11	4	0.83
(1,207)	1:B:177:VAL:H	1:B:178:LEU:HD12	4	0.83
(1,207)	1:B:177:VAL:H	1:B:178:LEU:HD13	4	0.83
(1,207)	1:B:177:VAL:H	1:B:178:LEU:HD21	4	0.83
(1,207)	1:B:177:VAL:H	1:B:178:LEU:HD22	4	0.83
(1,207)	1:B:177:VAL:H	1:B:178:LEU:HD23	4	0.83
(1,207)	1:B:177:VAL:H	1:B:178:LEU:HD11	7	0.83

Continued on next page...

Continued from previous page...

Key	Atom-1	Atom-2	Model ID	Violation (Å)
(1,207)	1:B:177:VAL:H	1:B:178:LEU:HD12	7	0.83
(1,207)	1:B:177:VAL:H	1:B:178:LEU:HD13	7	0.83
(1,207)	1:B:177:VAL:H	1:B:178:LEU:HD21	7	0.83
(1,207)	1:B:177:VAL:H	1:B:178:LEU:HD22	7	0.83
(1,207)	1:B:177:VAL:H	1:B:178:LEU:HD23	7	0.83
(1,207)	1:B:177:VAL:H	1:B:178:LEU:HD11	14	0.83
(1,207)	1:B:177:VAL:H	1:B:178:LEU:HD12	14	0.83
(1,207)	1:B:177:VAL:H	1:B:178:LEU:HD13	14	0.83
(1,207)	1:B:177:VAL:H	1:B:178:LEU:HD21	14	0.83
(1,207)	1:B:177:VAL:H	1:B:178:LEU:HD22	14	0.83
(1,207)	1:B:177:VAL:H	1:B:178:LEU:HD23	14	0.83
(1,206)	1:B:177:VAL:H	1:B:178:LEU:HD11	4	0.83
(1,206)	1:B:177:VAL:H	1:B:178:LEU:HD12	4	0.83
(1,206)	1:B:177:VAL:H	1:B:178:LEU:HD13	4	0.83
(1,206)	1:B:177:VAL:H	1:B:178:LEU:HD21	4	0.83
(1,206)	1:B:177:VAL:H	1:B:178:LEU:HD22	4	0.83
(1,206)	1:B:177:VAL:H	1:B:178:LEU:HD23	4	0.83
(1,206)	1:B:177:VAL:H	1:B:178:LEU:HD11	7	0.83
(1,206)	1:B:177:VAL:H	1:B:178:LEU:HD12	7	0.83
(1,206)	1:B:177:VAL:H	1:B:178:LEU:HD13	7	0.83
(1,206)	1:B:177:VAL:H	1:B:178:LEU:HD21	7	0.83
(1,206)	1:B:177:VAL:H	1:B:178:LEU:HD22	7	0.83
(1,206)	1:B:177:VAL:H	1:B:178:LEU:HD23	7	0.83
(1,206)	1:B:177:VAL:H	1:B:178:LEU:HD11	14	0.83
(1,206)	1:B:177:VAL:H	1:B:178:LEU:HD12	14	0.83
(1,206)	1:B:177:VAL:H	1:B:178:LEU:HD13	14	0.83
(1,206)	1:B:177:VAL:H	1:B:178:LEU:HD21	14	0.83
(1,206)	1:B:177:VAL:H	1:B:178:LEU:HD22	14	0.83
(1,206)	1:B:177:VAL:H	1:B:178:LEU:HD23	14	0.83
(1,205)	1:B:177:VAL:H	1:B:178:LEU:HD11	4	0.83
(1,205)	1:B:177:VAL:H	1:B:178:LEU:HD12	4	0.83
(1,205)	1:B:177:VAL:H	1:B:178:LEU:HD13	4	0.83
(1,205)	1:B:177:VAL:H	1:B:178:LEU:HD21	4	0.83
(1,205)	1:B:177:VAL:H	1:B:178:LEU:HD22	4	0.83
(1,205)	1:B:177:VAL:H	1:B:178:LEU:HD23	4	0.83
(1,205)	1:B:177:VAL:H	1:B:178:LEU:HD11	7	0.83
(1,205)	1:B:177:VAL:H	1:B:178:LEU:HD12	7	0.83
(1,205)	1:B:177:VAL:H	1:B:178:LEU:HD13	7	0.83
(1,205)	1:B:177:VAL:H	1:B:178:LEU:HD21	7	0.83
(1,205)	1:B:177:VAL:H	1:B:178:LEU:HD22	7	0.83
(1,205)	1:B:177:VAL:H	1:B:178:LEU:HD23	7	0.83
(1,205)	1:B:177:VAL:H	1:B:178:LEU:HD11	14	0.83

Continued on next page...

Continued from previous page...

Key	Atom-1	Atom-2	Model ID	Violation (Å)
(1,205)	1:B:177:VAL:H	1:B:178:LEU:HD12	14	0.83
(1,205)	1:B:177:VAL:H	1:B:178:LEU:HD13	14	0.83
(1,205)	1:B:177:VAL:H	1:B:178:LEU:HD21	14	0.83
(1,205)	1:B:177:VAL:H	1:B:178:LEU:HD22	14	0.83
(1,205)	1:B:177:VAL:H	1:B:178:LEU:HD23	14	0.83
(1,207)	1:B:177:VAL:H	1:B:178:LEU:HD11	3	0.78
(1,207)	1:B:177:VAL:H	1:B:178:LEU:HD12	3	0.78
(1,207)	1:B:177:VAL:H	1:B:178:LEU:HD13	3	0.78
(1,207)	1:B:177:VAL:H	1:B:178:LEU:HD21	3	0.78
(1,207)	1:B:177:VAL:H	1:B:178:LEU:HD22	3	0.78
(1,207)	1:B:177:VAL:H	1:B:178:LEU:HD23	3	0.78
(1,206)	1:B:177:VAL:H	1:B:178:LEU:HD11	3	0.78
(1,206)	1:B:177:VAL:H	1:B:178:LEU:HD12	3	0.78
(1,206)	1:B:177:VAL:H	1:B:178:LEU:HD13	3	0.78
(1,206)	1:B:177:VAL:H	1:B:178:LEU:HD21	3	0.78
(1,206)	1:B:177:VAL:H	1:B:178:LEU:HD22	3	0.78
(1,206)	1:B:177:VAL:H	1:B:178:LEU:HD23	3	0.78
(1,205)	1:B:177:VAL:H	1:B:178:LEU:HD11	3	0.78
(1,205)	1:B:177:VAL:H	1:B:178:LEU:HD12	3	0.78
(1,205)	1:B:177:VAL:H	1:B:178:LEU:HD13	3	0.78
(1,205)	1:B:177:VAL:H	1:B:178:LEU:HD21	3	0.78
(1,205)	1:B:177:VAL:H	1:B:178:LEU:HD22	3	0.78
(1,205)	1:B:177:VAL:H	1:B:178:LEU:HD23	3	0.78
(1,207)	1:B:177:VAL:H	1:B:178:LEU:HD11	1	0.75
(1,207)	1:B:177:VAL:H	1:B:178:LEU:HD12	1	0.75
(1,207)	1:B:177:VAL:H	1:B:178:LEU:HD13	1	0.75
(1,207)	1:B:177:VAL:H	1:B:178:LEU:HD21	1	0.75
(1,207)	1:B:177:VAL:H	1:B:178:LEU:HD22	1	0.75
(1,207)	1:B:177:VAL:H	1:B:178:LEU:HD23	1	0.75
(1,207)	1:B:177:VAL:H	1:B:178:LEU:HD11	2	0.75
(1,207)	1:B:177:VAL:H	1:B:178:LEU:HD12	2	0.75
(1,207)	1:B:177:VAL:H	1:B:178:LEU:HD13	2	0.75
(1,207)	1:B:177:VAL:H	1:B:178:LEU:HD21	2	0.75
(1,207)	1:B:177:VAL:H	1:B:178:LEU:HD22	2	0.75
(1,207)	1:B:177:VAL:H	1:B:178:LEU:HD23	2	0.75
(1,206)	1:B:177:VAL:H	1:B:178:LEU:HD11	1	0.75
(1,206)	1:B:177:VAL:H	1:B:178:LEU:HD12	1	0.75
(1,206)	1:B:177:VAL:H	1:B:178:LEU:HD13	1	0.75
(1,206)	1:B:177:VAL:H	1:B:178:LEU:HD21	1	0.75
(1,206)	1:B:177:VAL:H	1:B:178:LEU:HD22	1	0.75
(1,206)	1:B:177:VAL:H	1:B:178:LEU:HD23	1	0.75
(1,206)	1:B:177:VAL:H	1:B:178:LEU:HD11	2	0.75

Continued on next page...

Continued from previous page...

Key	Atom-1	Atom-2	Model ID	Violation (Å)
(1,206)	1:B:177:VAL:H	1:B:178:LEU:HD12	2	0.75
(1,206)	1:B:177:VAL:H	1:B:178:LEU:HD13	2	0.75
(1,206)	1:B:177:VAL:H	1:B:178:LEU:HD21	2	0.75
(1,206)	1:B:177:VAL:H	1:B:178:LEU:HD22	2	0.75
(1,206)	1:B:177:VAL:H	1:B:178:LEU:HD23	2	0.75
(1,205)	1:B:177:VAL:H	1:B:178:LEU:HD11	1	0.75
(1,205)	1:B:177:VAL:H	1:B:178:LEU:HD12	1	0.75
(1,205)	1:B:177:VAL:H	1:B:178:LEU:HD13	1	0.75
(1,205)	1:B:177:VAL:H	1:B:178:LEU:HD21	1	0.75
(1,205)	1:B:177:VAL:H	1:B:178:LEU:HD22	1	0.75
(1,205)	1:B:177:VAL:H	1:B:178:LEU:HD23	1	0.75
(1,205)	1:B:177:VAL:H	1:B:178:LEU:HD11	2	0.75
(1,205)	1:B:177:VAL:H	1:B:178:LEU:HD12	2	0.75
(1,205)	1:B:177:VAL:H	1:B:178:LEU:HD13	2	0.75
(1,205)	1:B:177:VAL:H	1:B:178:LEU:HD21	2	0.75
(1,205)	1:B:177:VAL:H	1:B:178:LEU:HD22	2	0.75
(1,205)	1:B:177:VAL:H	1:B:178:LEU:HD23	2	0.75
(1,207)	1:B:177:VAL:H	1:B:178:LEU:HD11	8	0.74
(1,207)	1:B:177:VAL:H	1:B:178:LEU:HD12	8	0.74
(1,207)	1:B:177:VAL:H	1:B:178:LEU:HD13	8	0.74
(1,207)	1:B:177:VAL:H	1:B:178:LEU:HD21	8	0.74
(1,207)	1:B:177:VAL:H	1:B:178:LEU:HD22	8	0.74
(1,207)	1:B:177:VAL:H	1:B:178:LEU:HD23	8	0.74
(1,206)	1:B:177:VAL:H	1:B:178:LEU:HD11	8	0.74
(1,206)	1:B:177:VAL:H	1:B:178:LEU:HD12	8	0.74
(1,206)	1:B:177:VAL:H	1:B:178:LEU:HD13	8	0.74
(1,206)	1:B:177:VAL:H	1:B:178:LEU:HD21	8	0.74
(1,206)	1:B:177:VAL:H	1:B:178:LEU:HD22	8	0.74
(1,206)	1:B:177:VAL:H	1:B:178:LEU:HD23	8	0.74
(1,205)	1:B:177:VAL:H	1:B:178:LEU:HD11	8	0.74
(1,205)	1:B:177:VAL:H	1:B:178:LEU:HD12	8	0.74
(1,205)	1:B:177:VAL:H	1:B:178:LEU:HD13	8	0.74
(1,205)	1:B:177:VAL:H	1:B:178:LEU:HD21	8	0.74
(1,205)	1:B:177:VAL:H	1:B:178:LEU:HD22	8	0.74
(1,205)	1:B:177:VAL:H	1:B:178:LEU:HD23	8	0.74
(1,222)	1:B:180:ILE:HG21	1:B:181:PRO:HA	14	0.73
(1,222)	1:B:180:ILE:HG22	1:B:181:PRO:HA	14	0.73
(1,222)	1:B:180:ILE:HG23	1:B:181:PRO:HA	14	0.73
(1,221)	1:B:180:ILE:HG21	1:B:181:PRO:HA	14	0.73
(1,221)	1:B:180:ILE:HG22	1:B:181:PRO:HA	14	0.73
(1,221)	1:B:180:ILE:HG23	1:B:181:PRO:HA	14	0.73
(1,220)	1:B:180:ILE:HG21	1:B:181:PRO:HA	14	0.73

Continued on next page...

Continued from previous page...

Key	Atom-1	Atom-2	Model ID	Violation (Å)
(1,220)	1:B:180:ILE:HG22	1:B:181:PRO:HA	14	0.73
(1,220)	1:B:180:ILE:HG23	1:B:181:PRO:HA	14	0.73
(1,207)	1:B:177:VAL:H	1:B:178:LEU:HD11	13	0.68
(1,207)	1:B:177:VAL:H	1:B:178:LEU:HD12	13	0.68
(1,207)	1:B:177:VAL:H	1:B:178:LEU:HD13	13	0.68
(1,207)	1:B:177:VAL:H	1:B:178:LEU:HD21	13	0.68
(1,207)	1:B:177:VAL:H	1:B:178:LEU:HD22	13	0.68
(1,207)	1:B:177:VAL:H	1:B:178:LEU:HD23	13	0.68
(1,206)	1:B:177:VAL:H	1:B:178:LEU:HD11	13	0.68
(1,206)	1:B:177:VAL:H	1:B:178:LEU:HD12	13	0.68
(1,206)	1:B:177:VAL:H	1:B:178:LEU:HD13	13	0.68
(1,206)	1:B:177:VAL:H	1:B:178:LEU:HD21	13	0.68
(1,206)	1:B:177:VAL:H	1:B:178:LEU:HD22	13	0.68
(1,206)	1:B:177:VAL:H	1:B:178:LEU:HD23	13	0.68
(1,205)	1:B:177:VAL:H	1:B:178:LEU:HD11	13	0.68
(1,205)	1:B:177:VAL:H	1:B:178:LEU:HD12	13	0.68
(1,205)	1:B:177:VAL:H	1:B:178:LEU:HD13	13	0.68
(1,205)	1:B:177:VAL:H	1:B:178:LEU:HD21	13	0.68
(1,205)	1:B:177:VAL:H	1:B:178:LEU:HD22	13	0.68
(1,205)	1:B:177:VAL:H	1:B:178:LEU:HD23	13	0.68
(1,207)	1:B:177:VAL:H	1:B:178:LEU:HD11	5	0.64
(1,207)	1:B:177:VAL:H	1:B:178:LEU:HD12	5	0.64
(1,207)	1:B:177:VAL:H	1:B:178:LEU:HD13	5	0.64
(1,207)	1:B:177:VAL:H	1:B:178:LEU:HD21	5	0.64
(1,207)	1:B:177:VAL:H	1:B:178:LEU:HD22	5	0.64
(1,207)	1:B:177:VAL:H	1:B:178:LEU:HD23	5	0.64
(1,206)	1:B:177:VAL:H	1:B:178:LEU:HD11	5	0.64
(1,206)	1:B:177:VAL:H	1:B:178:LEU:HD12	5	0.64
(1,206)	1:B:177:VAL:H	1:B:178:LEU:HD13	5	0.64
(1,206)	1:B:177:VAL:H	1:B:178:LEU:HD21	5	0.64
(1,206)	1:B:177:VAL:H	1:B:178:LEU:HD22	5	0.64
(1,206)	1:B:177:VAL:H	1:B:178:LEU:HD23	5	0.64
(1,205)	1:B:177:VAL:H	1:B:178:LEU:HD11	5	0.64
(1,205)	1:B:177:VAL:H	1:B:178:LEU:HD12	5	0.64
(1,205)	1:B:177:VAL:H	1:B:178:LEU:HD13	5	0.64
(1,205)	1:B:177:VAL:H	1:B:178:LEU:HD21	5	0.64
(1,205)	1:B:177:VAL:H	1:B:178:LEU:HD22	5	0.64
(1,205)	1:B:177:VAL:H	1:B:178:LEU:HD23	5	0.64
(1,222)	1:B:180:ILE:HG21	1:B:181:PRO:HA	1	0.62
(1,222)	1:B:180:ILE:HG22	1:B:181:PRO:HA	1	0.62
(1,222)	1:B:180:ILE:HG23	1:B:181:PRO:HA	1	0.62
(1,221)	1:B:180:ILE:HG21	1:B:181:PRO:HA	1	0.62

Continued on next page...

Continued from previous page...

Key	Atom-1	Atom-2	Model ID	Violation (Å)
(1,221)	1:B:180:ILE:HG22	1:B:181:PRO:HA	1	0.62
(1,221)	1:B:180:ILE:HG23	1:B:181:PRO:HA	1	0.62
(1,220)	1:B:180:ILE:HG21	1:B:181:PRO:HA	1	0.62
(1,220)	1:B:180:ILE:HG22	1:B:181:PRO:HA	1	0.62
(1,220)	1:B:180:ILE:HG23	1:B:181:PRO:HA	1	0.62
(1,207)	1:B:177:VAL:H	1:B:178:LEU:HD11	12	0.62
(1,207)	1:B:177:VAL:H	1:B:178:LEU:HD12	12	0.62
(1,207)	1:B:177:VAL:H	1:B:178:LEU:HD13	12	0.62
(1,207)	1:B:177:VAL:H	1:B:178:LEU:HD21	12	0.62
(1,207)	1:B:177:VAL:H	1:B:178:LEU:HD22	12	0.62
(1,207)	1:B:177:VAL:H	1:B:178:LEU:HD23	12	0.62
(1,206)	1:B:177:VAL:H	1:B:178:LEU:HD11	12	0.62
(1,206)	1:B:177:VAL:H	1:B:178:LEU:HD12	12	0.62
(1,206)	1:B:177:VAL:H	1:B:178:LEU:HD13	12	0.62
(1,206)	1:B:177:VAL:H	1:B:178:LEU:HD21	12	0.62
(1,206)	1:B:177:VAL:H	1:B:178:LEU:HD22	12	0.62
(1,206)	1:B:177:VAL:H	1:B:178:LEU:HD23	12	0.62
(1,205)	1:B:177:VAL:H	1:B:178:LEU:HD11	12	0.62
(1,205)	1:B:177:VAL:H	1:B:178:LEU:HD12	12	0.62
(1,205)	1:B:177:VAL:H	1:B:178:LEU:HD13	12	0.62
(1,205)	1:B:177:VAL:H	1:B:178:LEU:HD21	12	0.62
(1,205)	1:B:177:VAL:H	1:B:178:LEU:HD22	12	0.62
(1,205)	1:B:177:VAL:H	1:B:178:LEU:HD23	12	0.62
(1,222)	1:B:180:ILE:HG21	1:B:181:PRO:HA	12	0.6
(1,222)	1:B:180:ILE:HG22	1:B:181:PRO:HA	12	0.6
(1,222)	1:B:180:ILE:HG23	1:B:181:PRO:HA	12	0.6
(1,221)	1:B:180:ILE:HG21	1:B:181:PRO:HA	12	0.6
(1,221)	1:B:180:ILE:HG22	1:B:181:PRO:HA	12	0.6
(1,221)	1:B:180:ILE:HG23	1:B:181:PRO:HA	12	0.6
(1,220)	1:B:180:ILE:HG21	1:B:181:PRO:HA	12	0.6
(1,220)	1:B:180:ILE:HG22	1:B:181:PRO:HA	12	0.6
(1,220)	1:B:180:ILE:HG23	1:B:181:PRO:HA	12	0.6
(1,204)	1:B:177:VAL:H	1:B:177:VAL:HG21	9	0.6
(1,204)	1:B:177:VAL:H	1:B:177:VAL:HG22	9	0.6
(1,204)	1:B:177:VAL:H	1:B:177:VAL:HG23	9	0.6
(1,203)	1:B:177:VAL:H	1:B:177:VAL:HG21	9	0.6
(1,203)	1:B:177:VAL:H	1:B:177:VAL:HG22	9	0.6
(1,203)	1:B:177:VAL:H	1:B:177:VAL:HG23	9	0.6
(1,202)	1:B:177:VAL:H	1:B:177:VAL:HG21	9	0.6
(1,202)	1:B:177:VAL:H	1:B:177:VAL:HG22	9	0.6
(1,202)	1:B:177:VAL:H	1:B:177:VAL:HG23	9	0.6
(1,222)	1:B:180:ILE:HG21	1:B:181:PRO:HA	3	0.56

Continued on next page...

Continued from previous page...

Key	Atom-1	Atom-2	Model ID	Violation (Å)
(1,222)	1:B:180:ILE:HG22	1:B:181:PRO:HA	3	0.56
(1,222)	1:B:180:ILE:HG23	1:B:181:PRO:HA	3	0.56
(1,221)	1:B:180:ILE:HG21	1:B:181:PRO:HA	3	0.56
(1,221)	1:B:180:ILE:HG22	1:B:181:PRO:HA	3	0.56
(1,221)	1:B:180:ILE:HG23	1:B:181:PRO:HA	3	0.56
(1,220)	1:B:180:ILE:HG21	1:B:181:PRO:HA	3	0.56
(1,220)	1:B:180:ILE:HG22	1:B:181:PRO:HA	3	0.56
(1,220)	1:B:180:ILE:HG23	1:B:181:PRO:HA	3	0.56
(1,204)	1:B:177:VAL:H	1:B:177:VAL:HG21	5	0.56
(1,204)	1:B:177:VAL:H	1:B:177:VAL:HG22	5	0.56
(1,204)	1:B:177:VAL:H	1:B:177:VAL:HG23	5	0.56
(1,203)	1:B:177:VAL:H	1:B:177:VAL:HG21	5	0.56
(1,203)	1:B:177:VAL:H	1:B:177:VAL:HG22	5	0.56
(1,203)	1:B:177:VAL:H	1:B:177:VAL:HG23	5	0.56
(1,202)	1:B:177:VAL:H	1:B:177:VAL:HG21	5	0.56
(1,202)	1:B:177:VAL:H	1:B:177:VAL:HG22	5	0.56
(1,202)	1:B:177:VAL:H	1:B:177:VAL:HG23	5	0.56
(1,85)	1:B:177:VAL:HG21	1:B:178:LEU:H	10	0.55
(1,85)	1:B:177:VAL:HG22	1:B:178:LEU:H	10	0.55
(1,85)	1:B:177:VAL:HG23	1:B:178:LEU:H	10	0.55
(1,85)	1:B:177:VAL:HG21	1:B:178:LEU:H	14	0.55
(1,85)	1:B:177:VAL:HG22	1:B:178:LEU:H	14	0.55
(1,85)	1:B:177:VAL:HG23	1:B:178:LEU:H	14	0.55
(1,21)	1:B:177:VAL:HG21	1:B:178:LEU:H	10	0.55
(1,21)	1:B:177:VAL:HG22	1:B:178:LEU:H	10	0.55
(1,21)	1:B:177:VAL:HG23	1:B:178:LEU:H	10	0.55
(1,21)	1:B:177:VAL:HG21	1:B:178:LEU:H	14	0.55
(1,21)	1:B:177:VAL:HG22	1:B:178:LEU:H	14	0.55
(1,21)	1:B:177:VAL:HG23	1:B:178:LEU:H	14	0.55
(1,204)	1:B:177:VAL:H	1:B:177:VAL:HG21	10	0.55
(1,204)	1:B:177:VAL:H	1:B:177:VAL:HG22	10	0.55
(1,204)	1:B:177:VAL:H	1:B:177:VAL:HG23	10	0.55
(1,203)	1:B:177:VAL:H	1:B:177:VAL:HG21	10	0.55
(1,203)	1:B:177:VAL:H	1:B:177:VAL:HG22	10	0.55
(1,203)	1:B:177:VAL:H	1:B:177:VAL:HG23	10	0.55
(1,202)	1:B:177:VAL:H	1:B:177:VAL:HG21	10	0.55
(1,202)	1:B:177:VAL:H	1:B:177:VAL:HG22	10	0.55
(1,202)	1:B:177:VAL:H	1:B:177:VAL:HG23	10	0.55
(1,149)	1:B:177:VAL:HG21	1:B:178:LEU:H	10	0.55
(1,149)	1:B:177:VAL:HG22	1:B:178:LEU:H	10	0.55
(1,149)	1:B:177:VAL:HG23	1:B:178:LEU:H	10	0.55
(1,149)	1:B:177:VAL:HG21	1:B:178:LEU:H	14	0.55

Continued on next page...

Continued from previous page...

Key	Atom-1	Atom-2	Model ID	Violation (Å)
(1,149)	1:B:177:VAL:HG22	1:B:178:LEU:H	14	0.55
(1,149)	1:B:177:VAL:HG23	1:B:178:LEU:H	14	0.55
(1,85)	1:B:177:VAL:HG21	1:B:178:LEU:H	5	0.54
(1,85)	1:B:177:VAL:HG22	1:B:178:LEU:H	5	0.54
(1,85)	1:B:177:VAL:HG23	1:B:178:LEU:H	5	0.54
(1,85)	1:B:177:VAL:HG21	1:B:178:LEU:H	12	0.54
(1,85)	1:B:177:VAL:HG22	1:B:178:LEU:H	12	0.54
(1,85)	1:B:177:VAL:HG23	1:B:178:LEU:H	12	0.54
(1,85)	1:B:177:VAL:HG21	1:B:178:LEU:H	13	0.54
(1,85)	1:B:177:VAL:HG22	1:B:178:LEU:H	13	0.54
(1,85)	1:B:177:VAL:HG23	1:B:178:LEU:H	13	0.54
(1,21)	1:B:177:VAL:HG21	1:B:178:LEU:H	5	0.54
(1,21)	1:B:177:VAL:HG22	1:B:178:LEU:H	5	0.54
(1,21)	1:B:177:VAL:HG23	1:B:178:LEU:H	5	0.54
(1,21)	1:B:177:VAL:HG21	1:B:178:LEU:H	12	0.54
(1,21)	1:B:177:VAL:HG22	1:B:178:LEU:H	12	0.54
(1,21)	1:B:177:VAL:HG23	1:B:178:LEU:H	12	0.54
(1,21)	1:B:177:VAL:HG21	1:B:178:LEU:H	13	0.54
(1,21)	1:B:177:VAL:HG22	1:B:178:LEU:H	13	0.54
(1,21)	1:B:177:VAL:HG23	1:B:178:LEU:H	13	0.54
(1,149)	1:B:177:VAL:HG21	1:B:178:LEU:H	5	0.54
(1,149)	1:B:177:VAL:HG22	1:B:178:LEU:H	5	0.54
(1,149)	1:B:177:VAL:HG23	1:B:178:LEU:H	5	0.54
(1,149)	1:B:177:VAL:HG21	1:B:178:LEU:H	12	0.54
(1,149)	1:B:177:VAL:HG22	1:B:178:LEU:H	12	0.54
(1,149)	1:B:177:VAL:HG23	1:B:178:LEU:H	12	0.54
(1,149)	1:B:177:VAL:HG21	1:B:178:LEU:H	13	0.54
(1,149)	1:B:177:VAL:HG22	1:B:178:LEU:H	13	0.54
(1,149)	1:B:177:VAL:HG23	1:B:178:LEU:H	13	0.54
(1,85)	1:B:177:VAL:HG21	1:B:178:LEU:H	9	0.53
(1,85)	1:B:177:VAL:HG22	1:B:178:LEU:H	9	0.53
(1,85)	1:B:177:VAL:HG23	1:B:178:LEU:H	9	0.53
(1,21)	1:B:177:VAL:HG21	1:B:178:LEU:H	9	0.53
(1,21)	1:B:177:VAL:HG22	1:B:178:LEU:H	9	0.53
(1,21)	1:B:177:VAL:HG23	1:B:178:LEU:H	9	0.53
(1,204)	1:B:177:VAL:H	1:B:177:VAL:HG21	13	0.53
(1,204)	1:B:177:VAL:H	1:B:177:VAL:HG22	13	0.53
(1,204)	1:B:177:VAL:H	1:B:177:VAL:HG23	13	0.53
(1,203)	1:B:177:VAL:H	1:B:177:VAL:HG21	13	0.53
(1,203)	1:B:177:VAL:H	1:B:177:VAL:HG22	13	0.53
(1,203)	1:B:177:VAL:H	1:B:177:VAL:HG23	13	0.53
(1,202)	1:B:177:VAL:H	1:B:177:VAL:HG21	13	0.53

Continued on next page...

Continued from previous page...

Key	Atom-1	Atom-2	Model ID	Violation (Å)
(1,202)	1:B:177:VAL:H	1:B:177:VAL:HG22	13	0.53
(1,202)	1:B:177:VAL:H	1:B:177:VAL:HG23	13	0.53
(1,149)	1:B:177:VAL:HG21	1:B:178:LEU:H	9	0.53
(1,149)	1:B:177:VAL:HG22	1:B:178:LEU:H	9	0.53
(1,149)	1:B:177:VAL:HG23	1:B:178:LEU:H	9	0.53
(1,85)	1:B:177:VAL:HG21	1:B:178:LEU:H	15	0.52
(1,85)	1:B:177:VAL:HG22	1:B:178:LEU:H	15	0.52
(1,85)	1:B:177:VAL:HG23	1:B:178:LEU:H	15	0.52
(1,222)	1:B:180:ILE:HG21	1:B:181:PRO:HA	15	0.52
(1,222)	1:B:180:ILE:HG22	1:B:181:PRO:HA	15	0.52
(1,222)	1:B:180:ILE:HG23	1:B:181:PRO:HA	15	0.52
(1,221)	1:B:180:ILE:HG21	1:B:181:PRO:HA	15	0.52
(1,221)	1:B:180:ILE:HG22	1:B:181:PRO:HA	15	0.52
(1,221)	1:B:180:ILE:HG23	1:B:181:PRO:HA	15	0.52
(1,220)	1:B:180:ILE:HG21	1:B:181:PRO:HA	15	0.52
(1,220)	1:B:180:ILE:HG22	1:B:181:PRO:HA	15	0.52
(1,220)	1:B:180:ILE:HG23	1:B:181:PRO:HA	15	0.52
(1,21)	1:B:177:VAL:HG21	1:B:178:LEU:H	15	0.52
(1,21)	1:B:177:VAL:HG22	1:B:178:LEU:H	15	0.52
(1,21)	1:B:177:VAL:HG23	1:B:178:LEU:H	15	0.52
(1,207)	1:B:177:VAL:H	1:B:178:LEU:HD11	15	0.52
(1,207)	1:B:177:VAL:H	1:B:178:LEU:HD12	15	0.52
(1,207)	1:B:177:VAL:H	1:B:178:LEU:HD13	15	0.52
(1,207)	1:B:177:VAL:H	1:B:178:LEU:HD21	15	0.52
(1,207)	1:B:177:VAL:H	1:B:178:LEU:HD22	15	0.52
(1,207)	1:B:177:VAL:H	1:B:178:LEU:HD23	15	0.52
(1,206)	1:B:177:VAL:H	1:B:178:LEU:HD11	15	0.52
(1,206)	1:B:177:VAL:H	1:B:178:LEU:HD12	15	0.52
(1,206)	1:B:177:VAL:H	1:B:178:LEU:HD13	15	0.52
(1,206)	1:B:177:VAL:H	1:B:178:LEU:HD21	15	0.52
(1,206)	1:B:177:VAL:H	1:B:178:LEU:HD22	15	0.52
(1,206)	1:B:177:VAL:H	1:B:178:LEU:HD23	15	0.52
(1,205)	1:B:177:VAL:H	1:B:178:LEU:HD11	15	0.52
(1,205)	1:B:177:VAL:H	1:B:178:LEU:HD12	15	0.52
(1,205)	1:B:177:VAL:H	1:B:178:LEU:HD13	15	0.52
(1,205)	1:B:177:VAL:H	1:B:178:LEU:HD21	15	0.52
(1,205)	1:B:177:VAL:H	1:B:178:LEU:HD22	15	0.52
(1,205)	1:B:177:VAL:H	1:B:178:LEU:HD23	15	0.52
(1,149)	1:B:177:VAL:HG21	1:B:178:LEU:H	15	0.52
(1,149)	1:B:177:VAL:HG22	1:B:178:LEU:H	15	0.52
(1,149)	1:B:177:VAL:HG23	1:B:178:LEU:H	15	0.52
(1,85)	1:B:177:VAL:HG21	1:B:178:LEU:H	3	0.5

Continued on next page...

Continued from previous page...

Key	Atom-1	Atom-2	Model ID	Violation (Å)
(1,85)	1:B:177:VAL:HG22	1:B:178:LEU:H	3	0.5
(1,85)	1:B:177:VAL:HG23	1:B:178:LEU:H	3	0.5
(1,21)	1:B:177:VAL:HG21	1:B:178:LEU:H	3	0.5
(1,21)	1:B:177:VAL:HG22	1:B:178:LEU:H	3	0.5
(1,21)	1:B:177:VAL:HG23	1:B:178:LEU:H	3	0.5
(1,149)	1:B:177:VAL:HG21	1:B:178:LEU:H	3	0.5
(1,149)	1:B:177:VAL:HG22	1:B:178:LEU:H	3	0.5
(1,149)	1:B:177:VAL:HG23	1:B:178:LEU:H	3	0.5
(1,65)	1:B:172:LEU:H	1:B:169:ARG:HA	5	0.49
(1,222)	1:B:180:ILE:HG21	1:B:181:PRO:HA	8	0.49
(1,222)	1:B:180:ILE:HG22	1:B:181:PRO:HA	8	0.49
(1,222)	1:B:180:ILE:HG23	1:B:181:PRO:HA	8	0.49
(1,221)	1:B:180:ILE:HG21	1:B:181:PRO:HA	8	0.49
(1,221)	1:B:180:ILE:HG22	1:B:181:PRO:HA	8	0.49
(1,221)	1:B:180:ILE:HG23	1:B:181:PRO:HA	8	0.49
(1,220)	1:B:180:ILE:HG21	1:B:181:PRO:HA	8	0.49
(1,220)	1:B:180:ILE:HG22	1:B:181:PRO:HA	8	0.49
(1,220)	1:B:180:ILE:HG23	1:B:181:PRO:HA	8	0.49
(1,204)	1:B:177:VAL:H	1:B:177:VAL:HG21	14	0.49
(1,204)	1:B:177:VAL:H	1:B:177:VAL:HG22	14	0.49
(1,204)	1:B:177:VAL:H	1:B:177:VAL:HG23	14	0.49
(1,203)	1:B:177:VAL:H	1:B:177:VAL:HG21	14	0.49
(1,203)	1:B:177:VAL:H	1:B:177:VAL:HG22	14	0.49
(1,203)	1:B:177:VAL:H	1:B:177:VAL:HG23	14	0.49
(1,202)	1:B:177:VAL:H	1:B:177:VAL:HG21	14	0.49
(1,202)	1:B:177:VAL:H	1:B:177:VAL:HG22	14	0.49
(1,202)	1:B:177:VAL:H	1:B:177:VAL:HG23	14	0.49
(1,129)	1:B:172:LEU:H	1:B:169:ARG:HA	5	0.49
(1,1)	1:B:172:LEU:H	1:B:169:ARG:HA	5	0.49
(1,207)	1:B:177:VAL:H	1:B:178:LEU:HD11	9	0.48
(1,207)	1:B:177:VAL:H	1:B:178:LEU:HD12	9	0.48
(1,207)	1:B:177:VAL:H	1:B:178:LEU:HD13	9	0.48
(1,207)	1:B:177:VAL:H	1:B:178:LEU:HD21	9	0.48
(1,207)	1:B:177:VAL:H	1:B:178:LEU:HD22	9	0.48
(1,207)	1:B:177:VAL:H	1:B:178:LEU:HD23	9	0.48
(1,206)	1:B:177:VAL:H	1:B:178:LEU:HD11	9	0.48
(1,206)	1:B:177:VAL:H	1:B:178:LEU:HD12	9	0.48
(1,206)	1:B:177:VAL:H	1:B:178:LEU:HD13	9	0.48
(1,206)	1:B:177:VAL:H	1:B:178:LEU:HD21	9	0.48
(1,206)	1:B:177:VAL:H	1:B:178:LEU:HD22	9	0.48
(1,206)	1:B:177:VAL:H	1:B:178:LEU:HD23	9	0.48
(1,205)	1:B:177:VAL:H	1:B:178:LEU:HD11	9	0.48

Continued on next page...

Continued from previous page...

Key	Atom-1	Atom-2	Model ID	Violation (Å)
(1,205)	1:B:177:VAL:H	1:B:178:LEU:HD12	9	0.48
(1,205)	1:B:177:VAL:H	1:B:178:LEU:HD13	9	0.48
(1,205)	1:B:177:VAL:H	1:B:178:LEU:HD21	9	0.48
(1,205)	1:B:177:VAL:H	1:B:178:LEU:HD22	9	0.48
(1,205)	1:B:177:VAL:H	1:B:178:LEU:HD23	9	0.48
(1,204)	1:B:177:VAL:H	1:B:177:VAL:HG21	15	0.48
(1,204)	1:B:177:VAL:H	1:B:177:VAL:HG22	15	0.48
(1,204)	1:B:177:VAL:H	1:B:177:VAL:HG23	15	0.48
(1,203)	1:B:177:VAL:H	1:B:177:VAL:HG21	15	0.48
(1,203)	1:B:177:VAL:H	1:B:177:VAL:HG22	15	0.48
(1,203)	1:B:177:VAL:H	1:B:177:VAL:HG23	15	0.48
(1,202)	1:B:177:VAL:H	1:B:177:VAL:HG21	15	0.48
(1,202)	1:B:177:VAL:H	1:B:177:VAL:HG22	15	0.48
(1,202)	1:B:177:VAL:H	1:B:177:VAL:HG23	15	0.48
(1,91)	1:B:179:LEU:H	1:B:176:LEU:HA	6	0.47
(1,91)	1:B:179:LEU:H	1:B:176:LEU:HA	9	0.47
(1,27)	1:B:179:LEU:H	1:B:176:LEU:HA	6	0.47
(1,27)	1:B:179:LEU:H	1:B:176:LEU:HA	9	0.47
(1,155)	1:B:179:LEU:H	1:B:176:LEU:HA	6	0.47
(1,155)	1:B:179:LEU:H	1:B:176:LEU:HA	9	0.47
(1,85)	1:B:177:VAL:HG21	1:B:178:LEU:H	7	0.46
(1,85)	1:B:177:VAL:HG22	1:B:178:LEU:H	7	0.46
(1,85)	1:B:177:VAL:HG23	1:B:178:LEU:H	7	0.46
(1,21)	1:B:177:VAL:HG21	1:B:178:LEU:H	7	0.46
(1,21)	1:B:177:VAL:HG22	1:B:178:LEU:H	7	0.46
(1,21)	1:B:177:VAL:HG23	1:B:178:LEU:H	7	0.46
(1,149)	1:B:177:VAL:HG21	1:B:178:LEU:H	7	0.46
(1,149)	1:B:177:VAL:HG22	1:B:178:LEU:H	7	0.46
(1,149)	1:B:177:VAL:HG23	1:B:178:LEU:H	7	0.46
(1,65)	1:B:172:LEU:H	1:B:169:ARG:HA	6	0.45
(1,222)	1:B:180:ILE:HG21	1:B:181:PRO:HA	11	0.45
(1,222)	1:B:180:ILE:HG22	1:B:181:PRO:HA	11	0.45
(1,222)	1:B:180:ILE:HG23	1:B:181:PRO:HA	11	0.45
(1,221)	1:B:180:ILE:HG21	1:B:181:PRO:HA	11	0.45
(1,221)	1:B:180:ILE:HG22	1:B:181:PRO:HA	11	0.45
(1,221)	1:B:180:ILE:HG23	1:B:181:PRO:HA	11	0.45
(1,220)	1:B:180:ILE:HG21	1:B:181:PRO:HA	11	0.45
(1,220)	1:B:180:ILE:HG22	1:B:181:PRO:HA	11	0.45
(1,220)	1:B:180:ILE:HG23	1:B:181:PRO:HA	11	0.45
(1,129)	1:B:172:LEU:H	1:B:169:ARG:HA	6	0.45
(1,1)	1:B:172:LEU:H	1:B:169:ARG:HA	6	0.45
(1,91)	1:B:179:LEU:H	1:B:176:LEU:HA	10	0.44

Continued on next page...

Continued from previous page...

Key	Atom-1	Atom-2	Model ID	Violation (Å)
(1,91)	1:B:179:LEU:H	1:B:176:LEU:HA	15	0.44
(1,85)	1:B:177:VAL:HG21	1:B:178:LEU:H	6	0.44
(1,85)	1:B:177:VAL:HG22	1:B:178:LEU:H	6	0.44
(1,85)	1:B:177:VAL:HG23	1:B:178:LEU:H	6	0.44
(1,27)	1:B:179:LEU:H	1:B:176:LEU:HA	10	0.44
(1,27)	1:B:179:LEU:H	1:B:176:LEU:HA	15	0.44
(1,21)	1:B:177:VAL:HG21	1:B:178:LEU:H	6	0.44
(1,21)	1:B:177:VAL:HG22	1:B:178:LEU:H	6	0.44
(1,21)	1:B:177:VAL:HG23	1:B:178:LEU:H	6	0.44
(1,207)	1:B:177:VAL:H	1:B:178:LEU:HD11	10	0.44
(1,207)	1:B:177:VAL:H	1:B:178:LEU:HD12	10	0.44
(1,207)	1:B:177:VAL:H	1:B:178:LEU:HD13	10	0.44
(1,207)	1:B:177:VAL:H	1:B:178:LEU:HD21	10	0.44
(1,207)	1:B:177:VAL:H	1:B:178:LEU:HD22	10	0.44
(1,207)	1:B:177:VAL:H	1:B:178:LEU:HD23	10	0.44
(1,206)	1:B:177:VAL:H	1:B:178:LEU:HD11	10	0.44
(1,206)	1:B:177:VAL:H	1:B:178:LEU:HD12	10	0.44
(1,206)	1:B:177:VAL:H	1:B:178:LEU:HD13	10	0.44
(1,206)	1:B:177:VAL:H	1:B:178:LEU:HD21	10	0.44
(1,206)	1:B:177:VAL:H	1:B:178:LEU:HD22	10	0.44
(1,206)	1:B:177:VAL:H	1:B:178:LEU:HD23	10	0.44
(1,205)	1:B:177:VAL:H	1:B:178:LEU:HD11	10	0.44
(1,205)	1:B:177:VAL:H	1:B:178:LEU:HD12	10	0.44
(1,205)	1:B:177:VAL:H	1:B:178:LEU:HD13	10	0.44
(1,205)	1:B:177:VAL:H	1:B:178:LEU:HD21	10	0.44
(1,205)	1:B:177:VAL:H	1:B:178:LEU:HD22	10	0.44
(1,205)	1:B:177:VAL:H	1:B:178:LEU:HD23	10	0.44
(1,155)	1:B:179:LEU:H	1:B:176:LEU:HA	10	0.44
(1,155)	1:B:179:LEU:H	1:B:176:LEU:HA	15	0.44
(1,149)	1:B:177:VAL:HG21	1:B:178:LEU:H	6	0.44
(1,149)	1:B:177:VAL:HG22	1:B:178:LEU:H	6	0.44
(1,149)	1:B:177:VAL:HG23	1:B:178:LEU:H	6	0.44
(1,84)	1:B:177:VAL:HG11	1:B:178:LEU:H	12	0.43
(1,84)	1:B:177:VAL:HG12	1:B:178:LEU:H	12	0.43
(1,84)	1:B:177:VAL:HG13	1:B:178:LEU:H	12	0.43
(1,20)	1:B:177:VAL:HG11	1:B:178:LEU:H	12	0.43
(1,20)	1:B:177:VAL:HG12	1:B:178:LEU:H	12	0.43
(1,20)	1:B:177:VAL:HG13	1:B:178:LEU:H	12	0.43
(1,148)	1:B:177:VAL:HG11	1:B:178:LEU:H	12	0.43
(1,148)	1:B:177:VAL:HG12	1:B:178:LEU:H	12	0.43
(1,148)	1:B:177:VAL:HG13	1:B:178:LEU:H	12	0.43
(1,204)	1:B:177:VAL:H	1:B:177:VAL:HG21	7	0.41

Continued on next page...

Continued from previous page...

Key	Atom-1	Atom-2	Model ID	Violation (Å)
(1,204)	1:B:177:VAL:H	1:B:177:VAL:HG22	7	0.41
(1,204)	1:B:177:VAL:H	1:B:177:VAL:HG23	7	0.41
(1,203)	1:B:177:VAL:H	1:B:177:VAL:HG21	7	0.41
(1,203)	1:B:177:VAL:H	1:B:177:VAL:HG22	7	0.41
(1,203)	1:B:177:VAL:H	1:B:177:VAL:HG23	7	0.41
(1,202)	1:B:177:VAL:H	1:B:177:VAL:HG21	7	0.41
(1,202)	1:B:177:VAL:H	1:B:177:VAL:HG22	7	0.41
(1,202)	1:B:177:VAL:H	1:B:177:VAL:HG23	7	0.41
(1,91)	1:B:179:LEU:H	1:B:176:LEU:HA	3	0.39
(1,91)	1:B:179:LEU:H	1:B:176:LEU:HA	14	0.39
(1,27)	1:B:179:LEU:H	1:B:176:LEU:HA	3	0.39
(1,27)	1:B:179:LEU:H	1:B:176:LEU:HA	14	0.39
(1,155)	1:B:179:LEU:H	1:B:176:LEU:HA	3	0.39
(1,155)	1:B:179:LEU:H	1:B:176:LEU:HA	14	0.39
(1,37)	1:B:180:ILE:HD11	1:B:179:LEU:HG	3	0.38
(1,37)	1:B:180:ILE:HD12	1:B:179:LEU:HG	3	0.38
(1,37)	1:B:180:ILE:HD13	1:B:179:LEU:HG	3	0.38
(1,165)	1:B:180:ILE:HD11	1:B:179:LEU:HG	3	0.38
(1,165)	1:B:180:ILE:HD12	1:B:179:LEU:HG	3	0.38
(1,165)	1:B:180:ILE:HD13	1:B:179:LEU:HG	3	0.38
(1,101)	1:B:180:ILE:HD11	1:B:179:LEU:HG	3	0.38
(1,101)	1:B:180:ILE:HD12	1:B:179:LEU:HG	3	0.38
(1,101)	1:B:180:ILE:HD13	1:B:179:LEU:HG	3	0.38
(1,91)	1:B:179:LEU:H	1:B:176:LEU:HA	7	0.36
(1,27)	1:B:179:LEU:H	1:B:176:LEU:HA	7	0.36
(1,155)	1:B:179:LEU:H	1:B:176:LEU:HA	7	0.36
(1,91)	1:B:179:LEU:H	1:B:176:LEU:HA	1	0.35
(1,27)	1:B:179:LEU:H	1:B:176:LEU:HA	1	0.35
(1,155)	1:B:179:LEU:H	1:B:176:LEU:HA	1	0.35
(1,91)	1:B:179:LEU:H	1:B:176:LEU:HA	4	0.34
(1,91)	1:B:179:LEU:H	1:B:176:LEU:HA	5	0.34
(1,91)	1:B:179:LEU:H	1:B:176:LEU:HA	12	0.34
(1,91)	1:B:179:LEU:H	1:B:176:LEU:HA	13	0.34
(1,27)	1:B:179:LEU:H	1:B:176:LEU:HA	4	0.34
(1,27)	1:B:179:LEU:H	1:B:176:LEU:HA	5	0.34
(1,27)	1:B:179:LEU:H	1:B:176:LEU:HA	12	0.34
(1,27)	1:B:179:LEU:H	1:B:176:LEU:HA	13	0.34
(1,204)	1:B:177:VAL:H	1:B:177:VAL:HG21	11	0.34
(1,204)	1:B:177:VAL:H	1:B:177:VAL:HG22	11	0.34
(1,204)	1:B:177:VAL:H	1:B:177:VAL:HG23	11	0.34
(1,203)	1:B:177:VAL:H	1:B:177:VAL:HG21	11	0.34
(1,203)	1:B:177:VAL:H	1:B:177:VAL:HG22	11	0.34

Continued on next page...

Continued from previous page...

Key	Atom-1	Atom-2	Model ID	Violation (Å)
(1,203)	1:B:177:VAL:H	1:B:177:VAL:HG23	11	0.34
(1,202)	1:B:177:VAL:H	1:B:177:VAL:HG21	11	0.34
(1,202)	1:B:177:VAL:H	1:B:177:VAL:HG22	11	0.34
(1,202)	1:B:177:VAL:H	1:B:177:VAL:HG23	11	0.34
(1,155)	1:B:179:LEU:H	1:B:176:LEU:HA	4	0.34
(1,155)	1:B:179:LEU:H	1:B:176:LEU:HA	5	0.34
(1,155)	1:B:179:LEU:H	1:B:176:LEU:HA	12	0.34
(1,155)	1:B:179:LEU:H	1:B:176:LEU:HA	13	0.34
(1,91)	1:B:179:LEU:H	1:B:176:LEU:HA	2	0.33
(1,27)	1:B:179:LEU:H	1:B:176:LEU:HA	2	0.33
(1,155)	1:B:179:LEU:H	1:B:176:LEU:HA	2	0.33
(1,85)	1:B:177:VAL:HG21	1:B:178:LEU:H	1	0.32
(1,85)	1:B:177:VAL:HG22	1:B:178:LEU:H	1	0.32
(1,85)	1:B:177:VAL:HG23	1:B:178:LEU:H	1	0.32
(1,85)	1:B:177:VAL:HG21	1:B:178:LEU:H	2	0.32
(1,85)	1:B:177:VAL:HG22	1:B:178:LEU:H	2	0.32
(1,85)	1:B:177:VAL:HG23	1:B:178:LEU:H	2	0.32
(1,21)	1:B:177:VAL:HG21	1:B:178:LEU:H	1	0.32
(1,21)	1:B:177:VAL:HG22	1:B:178:LEU:H	1	0.32
(1,21)	1:B:177:VAL:HG23	1:B:178:LEU:H	1	0.32
(1,21)	1:B:177:VAL:HG21	1:B:178:LEU:H	2	0.32
(1,21)	1:B:177:VAL:HG22	1:B:178:LEU:H	2	0.32
(1,21)	1:B:177:VAL:HG23	1:B:178:LEU:H	2	0.32
(1,149)	1:B:177:VAL:HG21	1:B:178:LEU:H	1	0.32
(1,149)	1:B:177:VAL:HG22	1:B:178:LEU:H	1	0.32
(1,149)	1:B:177:VAL:HG23	1:B:178:LEU:H	1	0.32
(1,149)	1:B:177:VAL:HG21	1:B:178:LEU:H	2	0.32
(1,149)	1:B:177:VAL:HG22	1:B:178:LEU:H	2	0.32
(1,149)	1:B:177:VAL:HG23	1:B:178:LEU:H	2	0.32
(1,91)	1:B:179:LEU:H	1:B:176:LEU:HA	8	0.31
(1,85)	1:B:177:VAL:HG21	1:B:178:LEU:H	8	0.31
(1,85)	1:B:177:VAL:HG22	1:B:178:LEU:H	8	0.31
(1,85)	1:B:177:VAL:HG23	1:B:178:LEU:H	8	0.31
(1,27)	1:B:179:LEU:H	1:B:176:LEU:HA	8	0.31
(1,21)	1:B:177:VAL:HG21	1:B:178:LEU:H	8	0.31
(1,21)	1:B:177:VAL:HG22	1:B:178:LEU:H	8	0.31
(1,21)	1:B:177:VAL:HG23	1:B:178:LEU:H	8	0.31
(1,155)	1:B:179:LEU:H	1:B:176:LEU:HA	8	0.31
(1,149)	1:B:177:VAL:HG21	1:B:178:LEU:H	8	0.31
(1,149)	1:B:177:VAL:HG22	1:B:178:LEU:H	8	0.31
(1,149)	1:B:177:VAL:HG23	1:B:178:LEU:H	8	0.31
(1,85)	1:B:177:VAL:HG21	1:B:178:LEU:H	4	0.28

Continued on next page...

Continued from previous page...

Key	Atom-1	Atom-2	Model ID	Violation (Å)
(1,85)	1:B:177:VAL:HG22	1:B:178:LEU:H	4	0.28
(1,85)	1:B:177:VAL:HG23	1:B:178:LEU:H	4	0.28
(1,85)	1:B:177:VAL:HG21	1:B:178:LEU:H	11	0.28
(1,85)	1:B:177:VAL:HG22	1:B:178:LEU:H	11	0.28
(1,85)	1:B:177:VAL:HG23	1:B:178:LEU:H	11	0.28
(1,21)	1:B:177:VAL:HG21	1:B:178:LEU:H	4	0.28
(1,21)	1:B:177:VAL:HG22	1:B:178:LEU:H	4	0.28
(1,21)	1:B:177:VAL:HG23	1:B:178:LEU:H	4	0.28
(1,21)	1:B:177:VAL:HG21	1:B:178:LEU:H	11	0.28
(1,21)	1:B:177:VAL:HG22	1:B:178:LEU:H	11	0.28
(1,21)	1:B:177:VAL:HG23	1:B:178:LEU:H	11	0.28
(1,149)	1:B:177:VAL:HG21	1:B:178:LEU:H	4	0.28
(1,149)	1:B:177:VAL:HG22	1:B:178:LEU:H	4	0.28
(1,149)	1:B:177:VAL:HG23	1:B:178:LEU:H	4	0.28
(1,149)	1:B:177:VAL:HG21	1:B:178:LEU:H	11	0.28
(1,149)	1:B:177:VAL:HG22	1:B:178:LEU:H	11	0.28
(1,149)	1:B:177:VAL:HG23	1:B:178:LEU:H	11	0.28
(1,41)	1:B:182:LEU:HD11	1:B:180:ILE:H	3	0.27
(1,41)	1:B:182:LEU:HD12	1:B:180:ILE:H	3	0.27
(1,41)	1:B:182:LEU:HD13	1:B:180:ILE:H	3	0.27
(1,207)	1:B:177:VAL:H	1:B:178:LEU:HD11	11	0.27
(1,207)	1:B:177:VAL:H	1:B:178:LEU:HD12	11	0.27
(1,207)	1:B:177:VAL:H	1:B:178:LEU:HD13	11	0.27
(1,207)	1:B:177:VAL:H	1:B:178:LEU:HD21	11	0.27
(1,207)	1:B:177:VAL:H	1:B:178:LEU:HD22	11	0.27
(1,207)	1:B:177:VAL:H	1:B:178:LEU:HD23	11	0.27
(1,206)	1:B:177:VAL:H	1:B:178:LEU:HD11	11	0.27
(1,206)	1:B:177:VAL:H	1:B:178:LEU:HD12	11	0.27
(1,206)	1:B:177:VAL:H	1:B:178:LEU:HD13	11	0.27
(1,206)	1:B:177:VAL:H	1:B:178:LEU:HD21	11	0.27
(1,206)	1:B:177:VAL:H	1:B:178:LEU:HD22	11	0.27
(1,206)	1:B:177:VAL:H	1:B:178:LEU:HD23	11	0.27
(1,205)	1:B:177:VAL:H	1:B:178:LEU:HD11	11	0.27
(1,205)	1:B:177:VAL:H	1:B:178:LEU:HD12	11	0.27
(1,205)	1:B:177:VAL:H	1:B:178:LEU:HD13	11	0.27
(1,205)	1:B:177:VAL:H	1:B:178:LEU:HD21	11	0.27
(1,205)	1:B:177:VAL:H	1:B:178:LEU:HD22	11	0.27
(1,205)	1:B:177:VAL:H	1:B:178:LEU:HD23	11	0.27
(1,169)	1:B:182:LEU:HD11	1:B:180:ILE:H	3	0.27
(1,169)	1:B:182:LEU:HD12	1:B:180:ILE:H	3	0.27
(1,169)	1:B:182:LEU:HD13	1:B:180:ILE:H	3	0.27
(1,105)	1:B:182:LEU:HD11	1:B:180:ILE:H	3	0.27

Continued on next page...

Continued from previous page...

Key	Atom-1	Atom-2	Model ID	Violation (Å)
(1,105)	1:B:182:LEU:HD12	1:B:180:ILE:H	3	0.27
(1,105)	1:B:182:LEU:HD13	1:B:180:ILE:H	3	0.27
(1,204)	1:B:177:VAL:H	1:B:177:VAL:HG21	3	0.25
(1,204)	1:B:177:VAL:H	1:B:177:VAL:HG22	3	0.25
(1,204)	1:B:177:VAL:H	1:B:177:VAL:HG23	3	0.25
(1,204)	1:B:177:VAL:H	1:B:177:VAL:HG21	6	0.25
(1,204)	1:B:177:VAL:H	1:B:177:VAL:HG22	6	0.25
(1,204)	1:B:177:VAL:H	1:B:177:VAL:HG23	6	0.25
(1,203)	1:B:177:VAL:H	1:B:177:VAL:HG21	3	0.25
(1,203)	1:B:177:VAL:H	1:B:177:VAL:HG22	3	0.25
(1,203)	1:B:177:VAL:H	1:B:177:VAL:HG23	3	0.25
(1,203)	1:B:177:VAL:H	1:B:177:VAL:HG21	6	0.25
(1,203)	1:B:177:VAL:H	1:B:177:VAL:HG22	6	0.25
(1,203)	1:B:177:VAL:H	1:B:177:VAL:HG23	6	0.25
(1,202)	1:B:177:VAL:H	1:B:177:VAL:HG21	3	0.25
(1,202)	1:B:177:VAL:H	1:B:177:VAL:HG22	3	0.25
(1,202)	1:B:177:VAL:H	1:B:177:VAL:HG23	3	0.25
(1,202)	1:B:177:VAL:H	1:B:177:VAL:HG21	6	0.25
(1,202)	1:B:177:VAL:H	1:B:177:VAL:HG22	6	0.25
(1,202)	1:B:177:VAL:H	1:B:177:VAL:HG23	6	0.25
(1,84)	1:B:177:VAL:HG11	1:B:178:LEU:H	11	0.24
(1,84)	1:B:177:VAL:HG12	1:B:178:LEU:H	11	0.24
(1,84)	1:B:177:VAL:HG13	1:B:178:LEU:H	11	0.24
(1,41)	1:B:182:LEU:HD11	1:B:180:ILE:H	4	0.24
(1,41)	1:B:182:LEU:HD12	1:B:180:ILE:H	4	0.24
(1,41)	1:B:182:LEU:HD13	1:B:180:ILE:H	4	0.24
(1,20)	1:B:177:VAL:HG11	1:B:178:LEU:H	11	0.24
(1,20)	1:B:177:VAL:HG12	1:B:178:LEU:H	11	0.24
(1,20)	1:B:177:VAL:HG13	1:B:178:LEU:H	11	0.24
(1,169)	1:B:182:LEU:HD11	1:B:180:ILE:H	4	0.24
(1,169)	1:B:182:LEU:HD12	1:B:180:ILE:H	4	0.24
(1,169)	1:B:182:LEU:HD13	1:B:180:ILE:H	4	0.24
(1,148)	1:B:177:VAL:HG11	1:B:178:LEU:H	11	0.24
(1,148)	1:B:177:VAL:HG12	1:B:178:LEU:H	11	0.24
(1,148)	1:B:177:VAL:HG13	1:B:178:LEU:H	11	0.24
(1,105)	1:B:182:LEU:HD11	1:B:180:ILE:H	4	0.24
(1,105)	1:B:182:LEU:HD12	1:B:180:ILE:H	4	0.24
(1,105)	1:B:182:LEU:HD13	1:B:180:ILE:H	4	0.24
(1,41)	1:B:182:LEU:HD11	1:B:180:ILE:H	1	0.23
(1,41)	1:B:182:LEU:HD12	1:B:180:ILE:H	1	0.23
(1,41)	1:B:182:LEU:HD13	1:B:180:ILE:H	1	0.23
(1,169)	1:B:182:LEU:HD11	1:B:180:ILE:H	1	0.23

Continued on next page...

Continued from previous page...

Key	Atom-1	Atom-2	Model ID	Violation (Å)
(1,169)	1:B:182:LEU:HD12	1:B:180:ILE:H	1	0.23
(1,169)	1:B:182:LEU:HD13	1:B:180:ILE:H	1	0.23
(1,105)	1:B:182:LEU:HD11	1:B:180:ILE:H	1	0.23
(1,105)	1:B:182:LEU:HD12	1:B:180:ILE:H	1	0.23
(1,105)	1:B:182:LEU:HD13	1:B:180:ILE:H	1	0.23
(1,79)	1:B:176:LEU:H	1:B:173:LEU:HA	9	0.21
(1,41)	1:B:182:LEU:HD11	1:B:180:ILE:H	14	0.21
(1,41)	1:B:182:LEU:HD12	1:B:180:ILE:H	14	0.21
(1,41)	1:B:182:LEU:HD13	1:B:180:ILE:H	14	0.21
(1,41)	1:B:182:LEU:HD11	1:B:180:ILE:H	15	0.21
(1,41)	1:B:182:LEU:HD12	1:B:180:ILE:H	15	0.21
(1,41)	1:B:182:LEU:HD13	1:B:180:ILE:H	15	0.21
(1,36)	1:B:180:ILE:HD11	1:B:178:LEU:H	2	0.21
(1,36)	1:B:180:ILE:HD12	1:B:178:LEU:H	2	0.21
(1,36)	1:B:180:ILE:HD13	1:B:178:LEU:H	2	0.21
(1,169)	1:B:182:LEU:HD11	1:B:180:ILE:H	14	0.21
(1,169)	1:B:182:LEU:HD12	1:B:180:ILE:H	14	0.21
(1,169)	1:B:182:LEU:HD13	1:B:180:ILE:H	14	0.21
(1,169)	1:B:182:LEU:HD11	1:B:180:ILE:H	15	0.21
(1,169)	1:B:182:LEU:HD12	1:B:180:ILE:H	15	0.21
(1,169)	1:B:182:LEU:HD13	1:B:180:ILE:H	15	0.21
(1,164)	1:B:180:ILE:HD11	1:B:178:LEU:H	2	0.21
(1,164)	1:B:180:ILE:HD12	1:B:178:LEU:H	2	0.21
(1,164)	1:B:180:ILE:HD13	1:B:178:LEU:H	2	0.21
(1,15)	1:B:176:LEU:H	1:B:173:LEU:HA	9	0.21
(1,143)	1:B:176:LEU:H	1:B:173:LEU:HA	9	0.21
(1,105)	1:B:182:LEU:HD11	1:B:180:ILE:H	14	0.21
(1,105)	1:B:182:LEU:HD12	1:B:180:ILE:H	14	0.21
(1,105)	1:B:182:LEU:HD13	1:B:180:ILE:H	14	0.21
(1,105)	1:B:182:LEU:HD11	1:B:180:ILE:H	15	0.21
(1,105)	1:B:182:LEU:HD12	1:B:180:ILE:H	15	0.21
(1,105)	1:B:182:LEU:HD13	1:B:180:ILE:H	15	0.21
(1,100)	1:B:180:ILE:HD11	1:B:178:LEU:H	2	0.21
(1,100)	1:B:180:ILE:HD12	1:B:178:LEU:H	2	0.21
(1,100)	1:B:180:ILE:HD13	1:B:178:LEU:H	2	0.21
(1,79)	1:B:176:LEU:H	1:B:173:LEU:HA	6	0.2
(1,37)	1:B:180:ILE:HD11	1:B:179:LEU:HG	14	0.2
(1,37)	1:B:180:ILE:HD12	1:B:179:LEU:HG	14	0.2
(1,37)	1:B:180:ILE:HD13	1:B:179:LEU:HG	14	0.2
(1,165)	1:B:180:ILE:HD11	1:B:179:LEU:HG	14	0.2
(1,165)	1:B:180:ILE:HD12	1:B:179:LEU:HG	14	0.2
(1,165)	1:B:180:ILE:HD13	1:B:179:LEU:HG	14	0.2

Continued on next page...

Continued from previous page...

Key	Atom-1	Atom-2	Model ID	Violation (Å)
(1,15)	1:B:176:LEU:H	1:B:173:LEU:HA	6	0.2
(1,143)	1:B:176:LEU:H	1:B:173:LEU:HA	6	0.2
(1,101)	1:B:180:ILE:HD11	1:B:179:LEU:HG	14	0.2
(1,101)	1:B:180:ILE:HD12	1:B:179:LEU:HG	14	0.2
(1,101)	1:B:180:ILE:HD13	1:B:179:LEU:HG	14	0.2
(1,96)	1:B:179:LEU:HD21	1:B:183:VAL:H	3	0.19
(1,96)	1:B:179:LEU:HD22	1:B:183:VAL:H	3	0.19
(1,96)	1:B:179:LEU:HD23	1:B:183:VAL:H	3	0.19
(1,84)	1:B:177:VAL:HG11	1:B:178:LEU:H	3	0.19
(1,84)	1:B:177:VAL:HG12	1:B:178:LEU:H	3	0.19
(1,84)	1:B:177:VAL:HG13	1:B:178:LEU:H	3	0.19
(1,84)	1:B:177:VAL:HG11	1:B:178:LEU:H	5	0.19
(1,84)	1:B:177:VAL:HG12	1:B:178:LEU:H	5	0.19
(1,84)	1:B:177:VAL:HG13	1:B:178:LEU:H	5	0.19
(1,32)	1:B:179:LEU:HD21	1:B:183:VAL:H	3	0.19
(1,32)	1:B:179:LEU:HD22	1:B:183:VAL:H	3	0.19
(1,32)	1:B:179:LEU:HD23	1:B:183:VAL:H	3	0.19
(1,20)	1:B:177:VAL:HG11	1:B:178:LEU:H	3	0.19
(1,20)	1:B:177:VAL:HG12	1:B:178:LEU:H	3	0.19
(1,20)	1:B:177:VAL:HG13	1:B:178:LEU:H	3	0.19
(1,20)	1:B:177:VAL:HG11	1:B:178:LEU:H	5	0.19
(1,20)	1:B:177:VAL:HG12	1:B:178:LEU:H	5	0.19
(1,20)	1:B:177:VAL:HG13	1:B:178:LEU:H	5	0.19
(1,160)	1:B:179:LEU:HD21	1:B:183:VAL:H	3	0.19
(1,160)	1:B:179:LEU:HD22	1:B:183:VAL:H	3	0.19
(1,160)	1:B:179:LEU:HD23	1:B:183:VAL:H	3	0.19
(1,148)	1:B:177:VAL:HG11	1:B:178:LEU:H	3	0.19
(1,148)	1:B:177:VAL:HG12	1:B:178:LEU:H	3	0.19
(1,148)	1:B:177:VAL:HG13	1:B:178:LEU:H	3	0.19
(1,148)	1:B:177:VAL:HG11	1:B:178:LEU:H	5	0.19
(1,148)	1:B:177:VAL:HG12	1:B:178:LEU:H	5	0.19
(1,148)	1:B:177:VAL:HG13	1:B:178:LEU:H	5	0.19
(1,92)	1:B:179:LEU:H	1:B:177:VAL:HA	14	0.18
(1,84)	1:B:177:VAL:HG11	1:B:178:LEU:H	4	0.18
(1,84)	1:B:177:VAL:HG12	1:B:178:LEU:H	4	0.18
(1,84)	1:B:177:VAL:HG13	1:B:178:LEU:H	4	0.18
(1,84)	1:B:177:VAL:HG11	1:B:178:LEU:H	7	0.18
(1,84)	1:B:177:VAL:HG12	1:B:178:LEU:H	7	0.18
(1,84)	1:B:177:VAL:HG13	1:B:178:LEU:H	7	0.18
(1,84)	1:B:177:VAL:HG11	1:B:178:LEU:H	15	0.18
(1,84)	1:B:177:VAL:HG12	1:B:178:LEU:H	15	0.18
(1,84)	1:B:177:VAL:HG13	1:B:178:LEU:H	15	0.18

Continued on next page...

Continued from previous page...

Key	Atom-1	Atom-2	Model ID	Violation (Å)
(1,28)	1:B:179:LEU:H	1:B:177:VAL:HA	14	0.18
(1,204)	1:B:177:VAL:H	1:B:177:VAL:HG21	4	0.18
(1,204)	1:B:177:VAL:H	1:B:177:VAL:HG22	4	0.18
(1,204)	1:B:177:VAL:H	1:B:177:VAL:HG23	4	0.18
(1,203)	1:B:177:VAL:H	1:B:177:VAL:HG21	4	0.18
(1,203)	1:B:177:VAL:H	1:B:177:VAL:HG22	4	0.18
(1,203)	1:B:177:VAL:H	1:B:177:VAL:HG23	4	0.18
(1,202)	1:B:177:VAL:H	1:B:177:VAL:HG21	4	0.18
(1,202)	1:B:177:VAL:H	1:B:177:VAL:HG22	4	0.18
(1,202)	1:B:177:VAL:H	1:B:177:VAL:HG23	4	0.18
(1,20)	1:B:177:VAL:HG11	1:B:178:LEU:H	4	0.18
(1,20)	1:B:177:VAL:HG12	1:B:178:LEU:H	4	0.18
(1,20)	1:B:177:VAL:HG13	1:B:178:LEU:H	4	0.18
(1,20)	1:B:177:VAL:HG11	1:B:178:LEU:H	7	0.18
(1,20)	1:B:177:VAL:HG12	1:B:178:LEU:H	7	0.18
(1,20)	1:B:177:VAL:HG13	1:B:178:LEU:H	7	0.18
(1,20)	1:B:177:VAL:HG11	1:B:178:LEU:H	15	0.18
(1,20)	1:B:177:VAL:HG12	1:B:178:LEU:H	15	0.18
(1,20)	1:B:177:VAL:HG13	1:B:178:LEU:H	15	0.18
(1,156)	1:B:179:LEU:H	1:B:177:VAL:HA	14	0.18
(1,148)	1:B:177:VAL:HG11	1:B:178:LEU:H	4	0.18
(1,148)	1:B:177:VAL:HG12	1:B:178:LEU:H	4	0.18
(1,148)	1:B:177:VAL:HG13	1:B:178:LEU:H	4	0.18
(1,148)	1:B:177:VAL:HG11	1:B:178:LEU:H	7	0.18
(1,148)	1:B:177:VAL:HG12	1:B:178:LEU:H	7	0.18
(1,148)	1:B:177:VAL:HG13	1:B:178:LEU:H	7	0.18
(1,148)	1:B:177:VAL:HG11	1:B:178:LEU:H	15	0.18
(1,148)	1:B:177:VAL:HG12	1:B:178:LEU:H	15	0.18
(1,148)	1:B:177:VAL:HG13	1:B:178:LEU:H	15	0.18
(1,84)	1:B:177:VAL:HG11	1:B:178:LEU:H	6	0.17
(1,84)	1:B:177:VAL:HG12	1:B:178:LEU:H	6	0.17
(1,84)	1:B:177:VAL:HG13	1:B:178:LEU:H	6	0.17
(1,41)	1:B:182:LEU:HD11	1:B:180:ILE:H	10	0.17
(1,41)	1:B:182:LEU:HD12	1:B:180:ILE:H	10	0.17
(1,41)	1:B:182:LEU:HD13	1:B:180:ILE:H	10	0.17
(1,39)	1:B:182:LEU:H	1:B:180:ILE:H	9	0.17
(1,204)	1:B:177:VAL:H	1:B:177:VAL:HG21	2	0.17
(1,204)	1:B:177:VAL:H	1:B:177:VAL:HG22	2	0.17
(1,204)	1:B:177:VAL:H	1:B:177:VAL:HG23	2	0.17
(1,203)	1:B:177:VAL:H	1:B:177:VAL:HG21	2	0.17
(1,203)	1:B:177:VAL:H	1:B:177:VAL:HG22	2	0.17
(1,203)	1:B:177:VAL:H	1:B:177:VAL:HG23	2	0.17

Continued on next page...

Continued from previous page...

Key	Atom-1	Atom-2	Model ID	Violation (Å)
(1,202)	1:B:177:VAL:H	1:B:177:VAL:HG21	2	0.17
(1,202)	1:B:177:VAL:H	1:B:177:VAL:HG22	2	0.17
(1,202)	1:B:177:VAL:H	1:B:177:VAL:HG23	2	0.17
(1,20)	1:B:177:VAL:HG11	1:B:178:LEU:H	6	0.17
(1,20)	1:B:177:VAL:HG12	1:B:178:LEU:H	6	0.17
(1,20)	1:B:177:VAL:HG13	1:B:178:LEU:H	6	0.17
(1,169)	1:B:182:LEU:HD11	1:B:180:ILE:H	10	0.17
(1,169)	1:B:182:LEU:HD12	1:B:180:ILE:H	10	0.17
(1,169)	1:B:182:LEU:HD13	1:B:180:ILE:H	10	0.17
(1,167)	1:B:182:LEU:H	1:B:180:ILE:H	9	0.17
(1,148)	1:B:177:VAL:HG11	1:B:178:LEU:H	6	0.17
(1,148)	1:B:177:VAL:HG12	1:B:178:LEU:H	6	0.17
(1,148)	1:B:177:VAL:HG13	1:B:178:LEU:H	6	0.17
(1,105)	1:B:182:LEU:HD11	1:B:180:ILE:H	10	0.17
(1,105)	1:B:182:LEU:HD12	1:B:180:ILE:H	10	0.17
(1,105)	1:B:182:LEU:HD13	1:B:180:ILE:H	10	0.17
(1,103)	1:B:182:LEU:H	1:B:180:ILE:H	9	0.17
(1,92)	1:B:179:LEU:H	1:B:177:VAL:HA	5	0.16
(1,92)	1:B:179:LEU:H	1:B:177:VAL:HA	15	0.16
(1,84)	1:B:177:VAL:HG11	1:B:178:LEU:H	9	0.16
(1,84)	1:B:177:VAL:HG12	1:B:178:LEU:H	9	0.16
(1,84)	1:B:177:VAL:HG13	1:B:178:LEU:H	9	0.16
(1,84)	1:B:177:VAL:HG11	1:B:178:LEU:H	13	0.16
(1,84)	1:B:177:VAL:HG12	1:B:178:LEU:H	13	0.16
(1,84)	1:B:177:VAL:HG13	1:B:178:LEU:H	13	0.16
(1,79)	1:B:176:LEU:H	1:B:173:LEU:HA	14	0.16
(1,38)	1:B:182:LEU:H	1:B:180:ILE:HA	9	0.16
(1,28)	1:B:179:LEU:H	1:B:177:VAL:HA	5	0.16
(1,28)	1:B:179:LEU:H	1:B:177:VAL:HA	15	0.16
(1,20)	1:B:177:VAL:HG11	1:B:178:LEU:H	9	0.16
(1,20)	1:B:177:VAL:HG12	1:B:178:LEU:H	9	0.16
(1,20)	1:B:177:VAL:HG13	1:B:178:LEU:H	9	0.16
(1,20)	1:B:177:VAL:HG11	1:B:178:LEU:H	13	0.16
(1,20)	1:B:177:VAL:HG12	1:B:178:LEU:H	13	0.16
(1,20)	1:B:177:VAL:HG13	1:B:178:LEU:H	13	0.16
(1,166)	1:B:182:LEU:H	1:B:180:ILE:HA	9	0.16
(1,156)	1:B:179:LEU:H	1:B:177:VAL:HA	5	0.16
(1,156)	1:B:179:LEU:H	1:B:177:VAL:HA	15	0.16
(1,15)	1:B:176:LEU:H	1:B:173:LEU:HA	14	0.16
(1,148)	1:B:177:VAL:HG11	1:B:178:LEU:H	9	0.16
(1,148)	1:B:177:VAL:HG12	1:B:178:LEU:H	9	0.16
(1,148)	1:B:177:VAL:HG13	1:B:178:LEU:H	9	0.16

Continued on next page...

Continued from previous page...

Key	Atom-1	Atom-2	Model ID	Violation (Å)
(1,148)	1:B:177:VAL:HG11	1:B:178:LEU:H	13	0.16
(1,148)	1:B:177:VAL:HG12	1:B:178:LEU:H	13	0.16
(1,148)	1:B:177:VAL:HG13	1:B:178:LEU:H	13	0.16
(1,143)	1:B:176:LEU:H	1:B:173:LEU:HA	14	0.16
(1,102)	1:B:182:LEU:H	1:B:180:ILE:HA	9	0.16
(1,91)	1:B:179:LEU:H	1:B:176:LEU:HA	11	0.15
(1,79)	1:B:176:LEU:H	1:B:173:LEU:HA	2	0.15
(1,41)	1:B:182:LEU:HD11	1:B:180:ILE:H	6	0.15
(1,41)	1:B:182:LEU:HD12	1:B:180:ILE:H	6	0.15
(1,41)	1:B:182:LEU:HD13	1:B:180:ILE:H	6	0.15
(1,41)	1:B:182:LEU:HD11	1:B:180:ILE:H	7	0.15
(1,41)	1:B:182:LEU:HD12	1:B:180:ILE:H	7	0.15
(1,41)	1:B:182:LEU:HD13	1:B:180:ILE:H	7	0.15
(1,38)	1:B:182:LEU:H	1:B:180:ILE:HA	7	0.15
(1,36)	1:B:180:ILE:HD11	1:B:178:LEU:H	12	0.15
(1,36)	1:B:180:ILE:HD12	1:B:178:LEU:H	12	0.15
(1,36)	1:B:180:ILE:HD13	1:B:178:LEU:H	12	0.15
(1,27)	1:B:179:LEU:H	1:B:176:LEU:HA	11	0.15
(1,169)	1:B:182:LEU:HD11	1:B:180:ILE:H	6	0.15
(1,169)	1:B:182:LEU:HD12	1:B:180:ILE:H	6	0.15
(1,169)	1:B:182:LEU:HD13	1:B:180:ILE:H	6	0.15
(1,169)	1:B:182:LEU:HD11	1:B:180:ILE:H	7	0.15
(1,169)	1:B:182:LEU:HD12	1:B:180:ILE:H	7	0.15
(1,169)	1:B:182:LEU:HD13	1:B:180:ILE:H	7	0.15
(1,166)	1:B:182:LEU:H	1:B:180:ILE:HA	7	0.15
(1,164)	1:B:180:ILE:HD11	1:B:178:LEU:H	12	0.15
(1,164)	1:B:180:ILE:HD12	1:B:178:LEU:H	12	0.15
(1,164)	1:B:180:ILE:HD13	1:B:178:LEU:H	12	0.15
(1,155)	1:B:179:LEU:H	1:B:176:LEU:HA	11	0.15
(1,15)	1:B:176:LEU:H	1:B:173:LEU:HA	2	0.15
(1,143)	1:B:176:LEU:H	1:B:173:LEU:HA	2	0.15
(1,105)	1:B:182:LEU:HD11	1:B:180:ILE:H	6	0.15
(1,105)	1:B:182:LEU:HD12	1:B:180:ILE:H	6	0.15
(1,105)	1:B:182:LEU:HD13	1:B:180:ILE:H	6	0.15
(1,105)	1:B:182:LEU:HD11	1:B:180:ILE:H	7	0.15
(1,105)	1:B:182:LEU:HD12	1:B:180:ILE:H	7	0.15
(1,105)	1:B:182:LEU:HD13	1:B:180:ILE:H	7	0.15
(1,102)	1:B:182:LEU:H	1:B:180:ILE:HA	7	0.15
(1,100)	1:B:180:ILE:HD11	1:B:178:LEU:H	12	0.15
(1,100)	1:B:180:ILE:HD12	1:B:178:LEU:H	12	0.15
(1,100)	1:B:180:ILE:HD13	1:B:178:LEU:H	12	0.15
(1,99)	1:B:180:ILE:HD11	1:B:177:VAL:HA	5	0.14

Continued on next page...

Continued from previous page...

Key	Atom-1	Atom-2	Model ID	Violation (Å)
(1,99)	1:B:180:ILE:HD12	1:B:177:VAL:HA	5	0.14
(1,99)	1:B:180:ILE:HD13	1:B:177:VAL:HA	5	0.14
(1,94)	1:B:179:LEU:HD11	1:B:176:LEU:HA	14	0.14
(1,94)	1:B:179:LEU:HD12	1:B:176:LEU:HA	14	0.14
(1,94)	1:B:179:LEU:HD13	1:B:176:LEU:HA	14	0.14
(1,92)	1:B:179:LEU:H	1:B:177:VAL:HA	3	0.14
(1,84)	1:B:177:VAL:HG11	1:B:178:LEU:H	1	0.14
(1,84)	1:B:177:VAL:HG12	1:B:178:LEU:H	1	0.14
(1,84)	1:B:177:VAL:HG13	1:B:178:LEU:H	1	0.14
(1,56)	1:B:186:TYR:H	1:B:183:VAL:HA	15	0.14
(1,53)	1:B:185:ILE:H	1:B:182:LEU:HA	15	0.14
(1,41)	1:B:182:LEU:HD11	1:B:180:ILE:H	2	0.14
(1,41)	1:B:182:LEU:HD12	1:B:180:ILE:H	2	0.14
(1,41)	1:B:182:LEU:HD13	1:B:180:ILE:H	2	0.14
(1,41)	1:B:182:LEU:HD11	1:B:180:ILE:H	8	0.14
(1,41)	1:B:182:LEU:HD12	1:B:180:ILE:H	8	0.14
(1,41)	1:B:182:LEU:HD13	1:B:180:ILE:H	8	0.14
(1,41)	1:B:182:LEU:HD11	1:B:180:ILE:H	11	0.14
(1,41)	1:B:182:LEU:HD12	1:B:180:ILE:H	11	0.14
(1,41)	1:B:182:LEU:HD13	1:B:180:ILE:H	11	0.14
(1,38)	1:B:182:LEU:H	1:B:180:ILE:HA	2	0.14
(1,38)	1:B:182:LEU:H	1:B:180:ILE:HA	6	0.14
(1,38)	1:B:182:LEU:H	1:B:180:ILE:HA	11	0.14
(1,38)	1:B:182:LEU:H	1:B:180:ILE:HA	12	0.14
(1,35)	1:B:180:ILE:HD11	1:B:177:VAL:HA	5	0.14
(1,35)	1:B:180:ILE:HD12	1:B:177:VAL:HA	5	0.14
(1,35)	1:B:180:ILE:HD13	1:B:177:VAL:HA	5	0.14
(1,30)	1:B:179:LEU:HD11	1:B:176:LEU:HA	14	0.14
(1,30)	1:B:179:LEU:HD12	1:B:176:LEU:HA	14	0.14
(1,30)	1:B:179:LEU:HD13	1:B:176:LEU:HA	14	0.14
(1,28)	1:B:179:LEU:H	1:B:177:VAL:HA	3	0.14
(1,204)	1:B:177:VAL:H	1:B:177:VAL:HG21	1	0.14
(1,204)	1:B:177:VAL:H	1:B:177:VAL:HG22	1	0.14
(1,204)	1:B:177:VAL:H	1:B:177:VAL:HG23	1	0.14
(1,203)	1:B:177:VAL:H	1:B:177:VAL:HG21	1	0.14
(1,203)	1:B:177:VAL:H	1:B:177:VAL:HG22	1	0.14
(1,203)	1:B:177:VAL:H	1:B:177:VAL:HG23	1	0.14
(1,202)	1:B:177:VAL:H	1:B:177:VAL:HG21	1	0.14
(1,202)	1:B:177:VAL:H	1:B:177:VAL:HG22	1	0.14
(1,202)	1:B:177:VAL:H	1:B:177:VAL:HG23	1	0.14
(1,20)	1:B:177:VAL:HG11	1:B:178:LEU:H	1	0.14
(1,20)	1:B:177:VAL:HG12	1:B:178:LEU:H	1	0.14

Continued on next page...

Continued from previous page...

Key	Atom-1	Atom-2	Model ID	Violation (Å)
(1,20)	1:B:177:VAL:HG13	1:B:178:LEU:H	1	0.14
(1,184)	1:B:186:TYR:H	1:B:183:VAL:HA	15	0.14
(1,181)	1:B:185:ILE:H	1:B:182:LEU:HA	15	0.14
(1,169)	1:B:182:LEU:HD11	1:B:180:ILE:H	2	0.14
(1,169)	1:B:182:LEU:HD12	1:B:180:ILE:H	2	0.14
(1,169)	1:B:182:LEU:HD13	1:B:180:ILE:H	2	0.14
(1,169)	1:B:182:LEU:HD11	1:B:180:ILE:H	8	0.14
(1,169)	1:B:182:LEU:HD12	1:B:180:ILE:H	8	0.14
(1,169)	1:B:182:LEU:HD13	1:B:180:ILE:H	8	0.14
(1,169)	1:B:182:LEU:HD11	1:B:180:ILE:H	11	0.14
(1,169)	1:B:182:LEU:HD12	1:B:180:ILE:H	11	0.14
(1,169)	1:B:182:LEU:HD13	1:B:180:ILE:H	11	0.14
(1,166)	1:B:182:LEU:H	1:B:180:ILE:HA	2	0.14
(1,166)	1:B:182:LEU:H	1:B:180:ILE:HA	6	0.14
(1,166)	1:B:182:LEU:H	1:B:180:ILE:HA	11	0.14
(1,166)	1:B:182:LEU:H	1:B:180:ILE:HA	12	0.14
(1,163)	1:B:180:ILE:HD11	1:B:177:VAL:HA	5	0.14
(1,163)	1:B:180:ILE:HD12	1:B:177:VAL:HA	5	0.14
(1,163)	1:B:180:ILE:HD13	1:B:177:VAL:HA	5	0.14
(1,158)	1:B:179:LEU:HD11	1:B:176:LEU:HA	14	0.14
(1,158)	1:B:179:LEU:HD12	1:B:176:LEU:HA	14	0.14
(1,158)	1:B:179:LEU:HD13	1:B:176:LEU:HA	14	0.14
(1,156)	1:B:179:LEU:H	1:B:177:VAL:HA	3	0.14
(1,148)	1:B:177:VAL:HG11	1:B:178:LEU:H	1	0.14
(1,148)	1:B:177:VAL:HG12	1:B:178:LEU:H	1	0.14
(1,148)	1:B:177:VAL:HG13	1:B:178:LEU:H	1	0.14
(1,120)	1:B:186:TYR:H	1:B:183:VAL:HA	15	0.14
(1,117)	1:B:185:ILE:H	1:B:182:LEU:HA	15	0.14
(1,105)	1:B:182:LEU:HD11	1:B:180:ILE:H	2	0.14
(1,105)	1:B:182:LEU:HD12	1:B:180:ILE:H	2	0.14
(1,105)	1:B:182:LEU:HD13	1:B:180:ILE:H	2	0.14
(1,105)	1:B:182:LEU:HD11	1:B:180:ILE:H	8	0.14
(1,105)	1:B:182:LEU:HD12	1:B:180:ILE:H	8	0.14
(1,105)	1:B:182:LEU:HD13	1:B:180:ILE:H	8	0.14
(1,105)	1:B:182:LEU:HD11	1:B:180:ILE:H	11	0.14
(1,105)	1:B:182:LEU:HD12	1:B:180:ILE:H	11	0.14
(1,105)	1:B:182:LEU:HD13	1:B:180:ILE:H	11	0.14
(1,102)	1:B:182:LEU:H	1:B:180:ILE:HA	2	0.14
(1,102)	1:B:182:LEU:H	1:B:180:ILE:HA	6	0.14
(1,102)	1:B:182:LEU:H	1:B:180:ILE:HA	11	0.14
(1,102)	1:B:182:LEU:H	1:B:180:ILE:HA	12	0.14
(1,84)	1:B:177:VAL:HG11	1:B:178:LEU:H	10	0.13

Continued on next page...

Continued from previous page...

Key	Atom-1	Atom-2	Model ID	Violation (Å)
(1,84)	1:B:177:VAL:HG12	1:B:178:LEU:H	10	0.13
(1,84)	1:B:177:VAL:HG13	1:B:178:LEU:H	10	0.13
(1,84)	1:B:177:VAL:HG11	1:B:178:LEU:H	14	0.13
(1,84)	1:B:177:VAL:HG12	1:B:178:LEU:H	14	0.13
(1,84)	1:B:177:VAL:HG13	1:B:178:LEU:H	14	0.13
(1,59)	1:B:187:ARG:H	1:B:184:PHE:HA	8	0.13
(1,39)	1:B:182:LEU:H	1:B:180:ILE:H	14	0.13
(1,38)	1:B:182:LEU:H	1:B:180:ILE:HA	14	0.13
(1,37)	1:B:180:ILE:HD11	1:B:179:LEU:HG	11	0.13
(1,37)	1:B:180:ILE:HD12	1:B:179:LEU:HG	11	0.13
(1,37)	1:B:180:ILE:HD13	1:B:179:LEU:HG	11	0.13
(1,36)	1:B:180:ILE:HD11	1:B:178:LEU:H	10	0.13
(1,36)	1:B:180:ILE:HD12	1:B:178:LEU:H	10	0.13
(1,36)	1:B:180:ILE:HD13	1:B:178:LEU:H	10	0.13
(1,20)	1:B:177:VAL:HG11	1:B:178:LEU:H	10	0.13
(1,20)	1:B:177:VAL:HG12	1:B:178:LEU:H	10	0.13
(1,20)	1:B:177:VAL:HG13	1:B:178:LEU:H	10	0.13
(1,20)	1:B:177:VAL:HG11	1:B:178:LEU:H	14	0.13
(1,20)	1:B:177:VAL:HG12	1:B:178:LEU:H	14	0.13
(1,20)	1:B:177:VAL:HG13	1:B:178:LEU:H	14	0.13
(1,187)	1:B:187:ARG:H	1:B:184:PHE:HA	8	0.13
(1,167)	1:B:182:LEU:H	1:B:180:ILE:H	14	0.13
(1,166)	1:B:182:LEU:H	1:B:180:ILE:HA	14	0.13
(1,165)	1:B:180:ILE:HD11	1:B:179:LEU:HG	11	0.13
(1,165)	1:B:180:ILE:HD12	1:B:179:LEU:HG	11	0.13
(1,165)	1:B:180:ILE:HD13	1:B:179:LEU:HG	11	0.13
(1,164)	1:B:180:ILE:HD11	1:B:178:LEU:H	10	0.13
(1,164)	1:B:180:ILE:HD12	1:B:178:LEU:H	10	0.13
(1,164)	1:B:180:ILE:HD13	1:B:178:LEU:H	10	0.13
(1,148)	1:B:177:VAL:HG11	1:B:178:LEU:H	10	0.13
(1,148)	1:B:177:VAL:HG12	1:B:178:LEU:H	10	0.13
(1,148)	1:B:177:VAL:HG13	1:B:178:LEU:H	10	0.13
(1,148)	1:B:177:VAL:HG11	1:B:178:LEU:H	14	0.13
(1,148)	1:B:177:VAL:HG12	1:B:178:LEU:H	14	0.13
(1,148)	1:B:177:VAL:HG13	1:B:178:LEU:H	14	0.13
(1,123)	1:B:187:ARG:H	1:B:184:PHE:HA	8	0.13
(1,103)	1:B:182:LEU:H	1:B:180:ILE:H	14	0.13
(1,102)	1:B:182:LEU:H	1:B:180:ILE:HA	14	0.13
(1,101)	1:B:180:ILE:HD11	1:B:179:LEU:HG	11	0.13
(1,101)	1:B:180:ILE:HD12	1:B:179:LEU:HG	11	0.13
(1,101)	1:B:180:ILE:HD13	1:B:179:LEU:HG	11	0.13
(1,100)	1:B:180:ILE:HD11	1:B:178:LEU:H	10	0.13

Continued on next page...

Continued from previous page...

Key	Atom-1	Atom-2	Model ID	Violation (Å)
(1,100)	1:B:180:ILE:HD12	1:B:178:LEU:H	10	0.13
(1,100)	1:B:180:ILE:HD13	1:B:178:LEU:H	10	0.13
(1,92)	1:B:179:LEU:H	1:B:177:VAL:HA	10	0.12
(1,92)	1:B:179:LEU:H	1:B:177:VAL:HA	13	0.12
(1,84)	1:B:177:VAL:HG11	1:B:178:LEU:H	8	0.12
(1,84)	1:B:177:VAL:HG12	1:B:178:LEU:H	8	0.12
(1,84)	1:B:177:VAL:HG13	1:B:178:LEU:H	8	0.12
(1,80)	1:B:176:LEU:H	1:B:175:ILE:HA	12	0.12
(1,79)	1:B:176:LEU:H	1:B:173:LEU:HA	1	0.12
(1,79)	1:B:176:LEU:H	1:B:173:LEU:HA	15	0.12
(1,56)	1:B:186:TYR:H	1:B:183:VAL:HA	10	0.12
(1,38)	1:B:182:LEU:H	1:B:180:ILE:HA	4	0.12
(1,38)	1:B:182:LEU:H	1:B:180:ILE:HA	10	0.12
(1,28)	1:B:179:LEU:H	1:B:177:VAL:HA	10	0.12
(1,28)	1:B:179:LEU:H	1:B:177:VAL:HA	13	0.12
(1,204)	1:B:177:VAL:H	1:B:177:VAL:HG21	8	0.12
(1,204)	1:B:177:VAL:H	1:B:177:VAL:HG22	8	0.12
(1,204)	1:B:177:VAL:H	1:B:177:VAL:HG23	8	0.12
(1,203)	1:B:177:VAL:H	1:B:177:VAL:HG21	8	0.12
(1,203)	1:B:177:VAL:H	1:B:177:VAL:HG22	8	0.12
(1,203)	1:B:177:VAL:H	1:B:177:VAL:HG23	8	0.12
(1,202)	1:B:177:VAL:H	1:B:177:VAL:HG21	8	0.12
(1,202)	1:B:177:VAL:H	1:B:177:VAL:HG22	8	0.12
(1,202)	1:B:177:VAL:H	1:B:177:VAL:HG23	8	0.12
(1,20)	1:B:177:VAL:HG11	1:B:178:LEU:H	8	0.12
(1,20)	1:B:177:VAL:HG12	1:B:178:LEU:H	8	0.12
(1,20)	1:B:177:VAL:HG13	1:B:178:LEU:H	8	0.12
(1,184)	1:B:186:TYR:H	1:B:183:VAL:HA	10	0.12
(1,166)	1:B:182:LEU:H	1:B:180:ILE:HA	4	0.12
(1,166)	1:B:182:LEU:H	1:B:180:ILE:HA	10	0.12
(1,16)	1:B:176:LEU:H	1:B:175:ILE:HA	12	0.12
(1,156)	1:B:179:LEU:H	1:B:177:VAL:HA	10	0.12
(1,156)	1:B:179:LEU:H	1:B:177:VAL:HA	13	0.12
(1,15)	1:B:176:LEU:H	1:B:173:LEU:HA	1	0.12
(1,15)	1:B:176:LEU:H	1:B:173:LEU:HA	15	0.12
(1,148)	1:B:177:VAL:HG11	1:B:178:LEU:H	8	0.12
(1,148)	1:B:177:VAL:HG12	1:B:178:LEU:H	8	0.12
(1,148)	1:B:177:VAL:HG13	1:B:178:LEU:H	8	0.12
(1,144)	1:B:176:LEU:H	1:B:175:ILE:HA	12	0.12
(1,143)	1:B:176:LEU:H	1:B:173:LEU:HA	1	0.12
(1,143)	1:B:176:LEU:H	1:B:173:LEU:HA	15	0.12
(1,120)	1:B:186:TYR:H	1:B:183:VAL:HA	10	0.12

Continued on next page...

Continued from previous page...

Key	Atom-1	Atom-2	Model ID	Violation (Å)
(1,102)	1:B:182:LEU:H	1:B:180:ILE:HA	4	0.12
(1,102)	1:B:182:LEU:H	1:B:180:ILE:HA	10	0.12
(1,92)	1:B:179:LEU:H	1:B:177:VAL:HA	9	0.11
(1,84)	1:B:177:VAL:HG11	1:B:178:LEU:H	2	0.11
(1,84)	1:B:177:VAL:HG12	1:B:178:LEU:H	2	0.11
(1,84)	1:B:177:VAL:HG13	1:B:178:LEU:H	2	0.11
(1,76)	1:B:175:ILE:H	1:B:172:LEU:HA	11	0.11
(1,71)	1:B:174:THR:H	1:B:171:TRP:HA	8	0.11
(1,71)	1:B:174:THR:H	1:B:171:TRP:HA	13	0.11
(1,7)	1:B:174:THR:H	1:B:171:TRP:HA	8	0.11
(1,7)	1:B:174:THR:H	1:B:171:TRP:HA	13	0.11
(1,59)	1:B:187:ARG:H	1:B:184:PHE:HA	7	0.11
(1,56)	1:B:186:TYR:H	1:B:183:VAL:HA	14	0.11
(1,41)	1:B:182:LEU:HD11	1:B:180:ILE:H	5	0.11
(1,41)	1:B:182:LEU:HD12	1:B:180:ILE:H	5	0.11
(1,41)	1:B:182:LEU:HD13	1:B:180:ILE:H	5	0.11
(1,41)	1:B:182:LEU:HD11	1:B:180:ILE:H	9	0.11
(1,41)	1:B:182:LEU:HD12	1:B:180:ILE:H	9	0.11
(1,41)	1:B:182:LEU:HD13	1:B:180:ILE:H	9	0.11
(1,39)	1:B:182:LEU:H	1:B:180:ILE:H	4	0.11
(1,39)	1:B:182:LEU:H	1:B:180:ILE:H	6	0.11
(1,39)	1:B:182:LEU:H	1:B:180:ILE:H	11	0.11
(1,39)	1:B:182:LEU:H	1:B:180:ILE:H	12	0.11
(1,28)	1:B:179:LEU:H	1:B:177:VAL:HA	9	0.11
(1,20)	1:B:177:VAL:HG11	1:B:178:LEU:H	2	0.11
(1,20)	1:B:177:VAL:HG12	1:B:178:LEU:H	2	0.11
(1,20)	1:B:177:VAL:HG13	1:B:178:LEU:H	2	0.11
(1,187)	1:B:187:ARG:H	1:B:184:PHE:HA	7	0.11
(1,184)	1:B:186:TYR:H	1:B:183:VAL:HA	14	0.11
(1,169)	1:B:182:LEU:HD11	1:B:180:ILE:H	5	0.11
(1,169)	1:B:182:LEU:HD12	1:B:180:ILE:H	5	0.11
(1,169)	1:B:182:LEU:HD13	1:B:180:ILE:H	5	0.11
(1,169)	1:B:182:LEU:HD11	1:B:180:ILE:H	9	0.11
(1,169)	1:B:182:LEU:HD12	1:B:180:ILE:H	9	0.11
(1,169)	1:B:182:LEU:HD13	1:B:180:ILE:H	9	0.11
(1,167)	1:B:182:LEU:H	1:B:180:ILE:H	4	0.11
(1,167)	1:B:182:LEU:H	1:B:180:ILE:H	6	0.11
(1,167)	1:B:182:LEU:H	1:B:180:ILE:H	11	0.11
(1,167)	1:B:182:LEU:H	1:B:180:ILE:H	12	0.11
(1,156)	1:B:179:LEU:H	1:B:177:VAL:HA	9	0.11
(1,148)	1:B:177:VAL:HG11	1:B:178:LEU:H	2	0.11
(1,148)	1:B:177:VAL:HG12	1:B:178:LEU:H	2	0.11

Continued on next page...

Continued from previous page...

Key	Atom-1	Atom-2	Model ID	Violation (Å)
(1,148)	1:B:177:VAL:HG13	1:B:178:LEU:H	2	0.11
(1,140)	1:B:175:ILE:H	1:B:172:LEU:HA	11	0.11
(1,135)	1:B:174:THR:H	1:B:171:TRP:HA	8	0.11
(1,135)	1:B:174:THR:H	1:B:171:TRP:HA	13	0.11
(1,123)	1:B:187:ARG:H	1:B:184:PHE:HA	7	0.11
(1,120)	1:B:186:TYR:H	1:B:183:VAL:HA	14	0.11
(1,12)	1:B:175:ILE:H	1:B:172:LEU:HA	11	0.11
(1,105)	1:B:182:LEU:HD11	1:B:180:ILE:H	5	0.11
(1,105)	1:B:182:LEU:HD12	1:B:180:ILE:H	5	0.11
(1,105)	1:B:182:LEU:HD13	1:B:180:ILE:H	5	0.11
(1,105)	1:B:182:LEU:HD11	1:B:180:ILE:H	9	0.11
(1,105)	1:B:182:LEU:HD12	1:B:180:ILE:H	9	0.11
(1,105)	1:B:182:LEU:HD13	1:B:180:ILE:H	9	0.11
(1,103)	1:B:182:LEU:H	1:B:180:ILE:H	4	0.11
(1,103)	1:B:182:LEU:H	1:B:180:ILE:H	6	0.11
(1,103)	1:B:182:LEU:H	1:B:180:ILE:H	11	0.11
(1,103)	1:B:182:LEU:H	1:B:180:ILE:H	12	0.11

10 Dihedral-angle violation analysis [i](#)

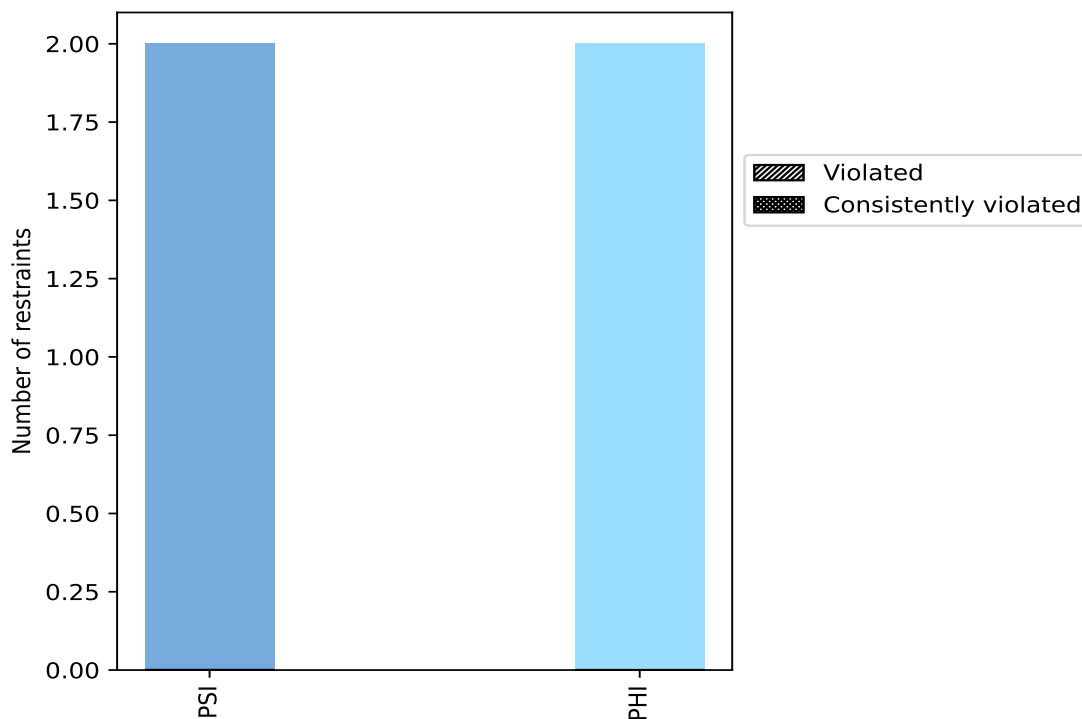
10.1 Summary of dihedral-angle violations [i](#)

The following table provides the summary of dihedral-angle violations in different dihedral-angle types. Violations less than 1° are not included in the calculation.

Angle type	Count	% ¹	Violated ³			Consistently Violated ⁴		
			Count	% ²	% ¹	Count	% ²	% ¹
PSI	2	50.0	0	0.0	0.0	0	0.0	0.0
PHI	2	50.0	0	0.0	0.0	0	0.0	0.0
Total	4	100.0	0	0.0	0.0	0	0.0	0.0

¹ percentage calculated with respect to total number of dihedral-angle restraints, ² percentage calculated with respect to number of restraints in a particular dihedral-angle type, ³ violated in at least one model, ⁴ violated in all the models

10.1.1 Bar chart : Distribution of dihedral-angles and violations [i](#)



Violated and consistently violated restraints are shown using different hatch patterns in their respective categories

10.2 Dihedral-angle violation statistics for each model [i](#)

No violations found

10.3 Dihedral-angle violation statistics for the ensemble [i](#)

No violations found

10.4 Most violated dihedral-angle restraints in the ensemble [i](#)

No violations found

10.5 All violated dihedral-angle restraints [i](#)

No violations found