



Full wwPDB X-ray Structure Validation Report ⓘ

Aug 16, 2023 – 10:48 AM EDT

PDB ID : 1ZM4
Title : Structure of the eEF2-ETA-bTAD complex
Authors : Joergensen, R.; Merrill, A.R.; Yates, S.P.; Marquez, V.E.; Schwan, A.L.; Boesen, T.; Andersen, G.R.
Deposited on : 2005-05-10
Resolution : 2.90 Å(reported)

This is a Full wwPDB X-ray Structure Validation Report for a publicly released PDB entry.

We welcome your comments at validation@mail.wwpdb.org

A user guide is available at

<https://www.wwpdb.org/validation/2017/XrayValidationReportHelp>

with specific help available everywhere you see the ⓘ symbol.

The types of validation reports are described at

<http://www.wwpdb.org/validation/2017/FAQs#types>.

The following versions of software and data (see [references ⓘ](#)) were used in the production of this report:

MolProbity : 4.02b-467
Mogul : 1.8.5 (274361), CSD as541be (2020)
Xtriage (Phenix) : 1.13
EDS : 2.35
buster-report : 1.1.7 (2018)
Percentile statistics : 20191225.v01 (using entries in the PDB archive December 25th 2019)
Refmac : 5.8.0158
CCP4 : 7.0.044 (Gargrove)
Ideal geometry (proteins) : Engh & Huber (2001)
Ideal geometry (DNA, RNA) : Parkinson et al. (1996)
Validation Pipeline (wwPDB-VP) : 2.35

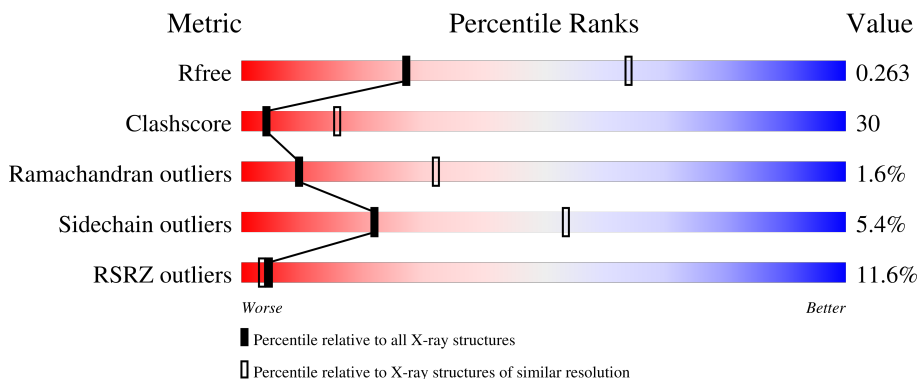
1 Overall quality at a glance

The following experimental techniques were used to determine the structure:

X-RAY DIFFRACTION

The reported resolution of this entry is 2.90 Å.

Percentile scores (ranging between 0-100) for global validation metrics of the entry are shown in the following graphic. The table shows the number of entries on which the scores are based.



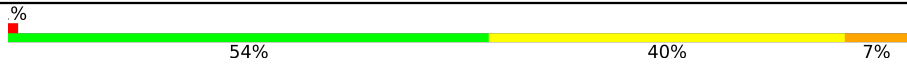
Metric	Whole archive (#Entries)	Similar resolution (#Entries, resolution range(Å))
R_{free}	130704	1957 (2.90-2.90)
Clashscore	141614	2172 (2.90-2.90)
Ramachandran outliers	138981	2115 (2.90-2.90)
Sidechain outliers	138945	2117 (2.90-2.90)
RSRZ outliers	127900	1906 (2.90-2.90)

The table below summarises the geometric issues observed across the polymeric chains and their fit to the electron density. The red, orange, yellow and green segments of the lower bar indicate the fraction of residues that contain outliers for ≥ 3 , 2, 1 and 0 types of geometric quality criteria respectively. A grey segment represents the fraction of residues that are not modelled. The numeric value for each fraction is indicated below the corresponding segment, with a dot representing fractions $\leq 5\%$. The upper red bar (where present) indicates the fraction of residues that have poor fit to the electron density. The numeric value is given above the bar.

Mol	Chain	Length	Quality of chain
1	A	842	 3% 50% 44% . .
1	C	842	 10% 50% 44% . .
1	E	842	 29% 46% 49% . .
2	B	207	 57% 37% 5%
2	D	207	 % 60% 37% .

Continued on next page...

Continued from previous page...

Mol	Chain	Length	Quality of chain
2	F	207	 <p>A horizontal bar chart representing the quality of the chain. The bar is divided into three segments: a green segment on the left labeled '54%', a yellow segment in the middle labeled '40%', and a red segment on the right labeled '7%'. A small red square is positioned at the beginning of the bar, followed by a '%' symbol.</p>

2 Entry composition

There are 3 unique types of molecules in this entry. The entry contains 24125 atoms, of which 0 are hydrogens and 0 are deuteriums.

In the tables below, the ZeroOcc column contains the number of atoms modelled with zero occupancy, the AltConf column contains the number of residues with at least one atom in alternate conformation and the Trace column contains the number of residues modelled with at most 2 atoms.

- Molecule 1 is a protein called Elongation factor 2.

Mol	Chain	Residues	Atoms					ZeroOcc	AltConf	Trace
			Total	C	N	O	S			
1	A	823	6405	4075	1093	1207	30	0	0	0
1	C	823	6415	4082	1095	1208	30	0	0	0
1	E	823	6415	4082	1095	1208	30	0	0	0

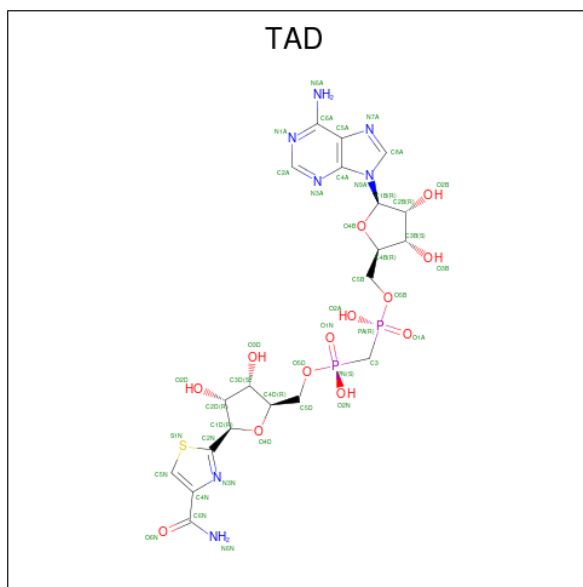
There are 3 discrepancies between the modelled and reference sequences:

Chain	Residue	Modelled	Actual	Comment	Reference
A	699	DDE	HIS	modified residue	UNP P32324
C	699	DDE	HIS	modified residue	UNP P32324
E	699	DDE	HIS	modified residue	UNP P32324

- Molecule 2 is a protein called exotoxin A.

Mol	Chain	Residues	Atoms				ZeroOcc	AltConf	Trace
			Total	C	N	O			
2	B	207	1587	1001	283	303	0	0	0
2	D	207	1587	1001	283	303	0	0	0
2	F	207	1587	1001	283	303	0	0	0

- Molecule 3 is BETA-METHYLENE-THIAZOLE-4-CARBOXYAMIDE-ADENINE DINUCLEOTIDE (three-letter code: TAD) (formula: C₂₀H₂₇N₇O₁₃P₂S).

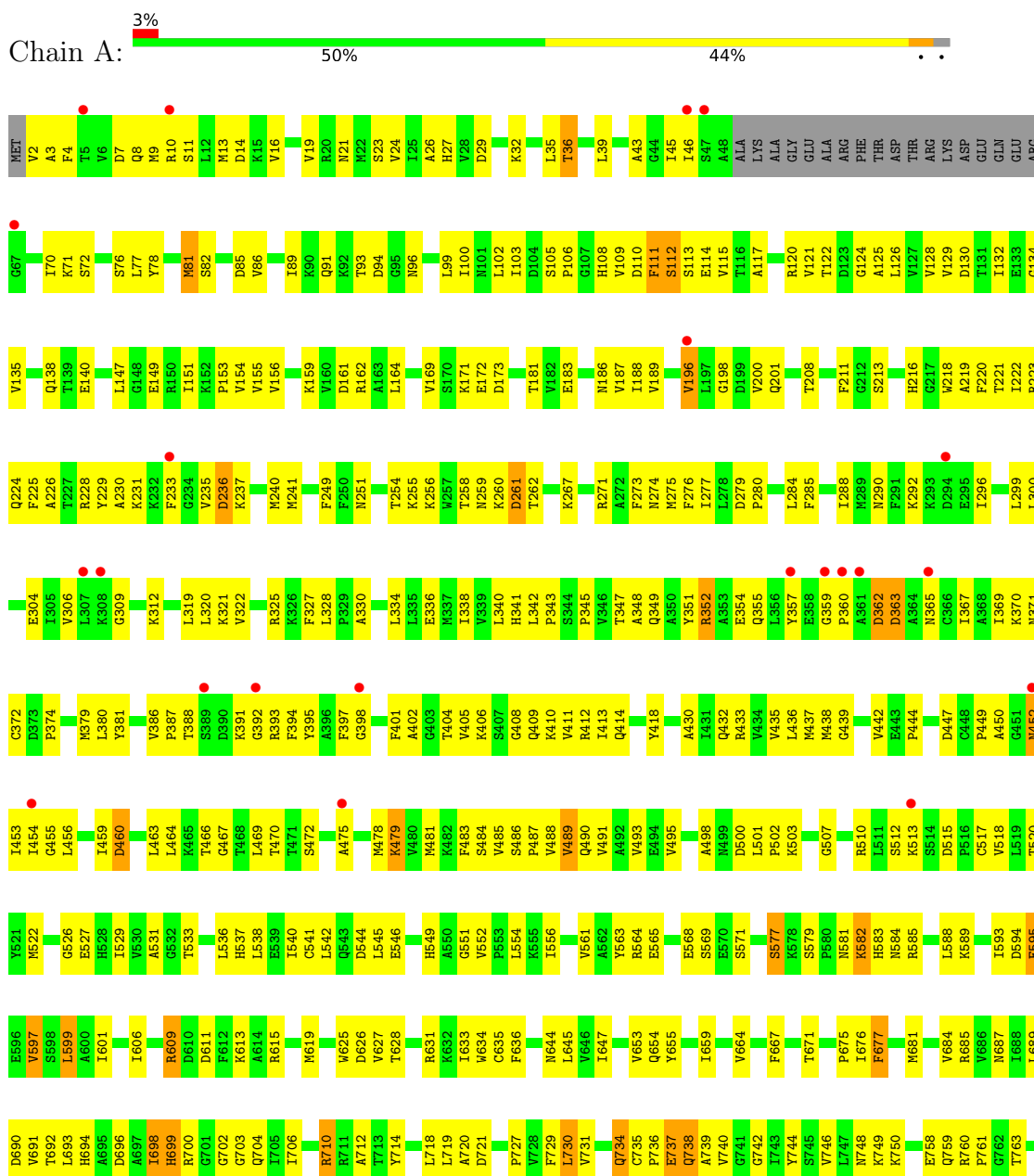



Mol	Chain	Residues	Atoms					ZeroOcc	AltConf		
			Total	C	N	O	P			S	
3	B	1	Total	43	20	7	13	2	1	0	0
3	D	1	Total	43	20	7	13	2	1	0	0
3	F	1	Total	43	20	7	13	2	1	0	0

3 Residue-property plots [i](#)

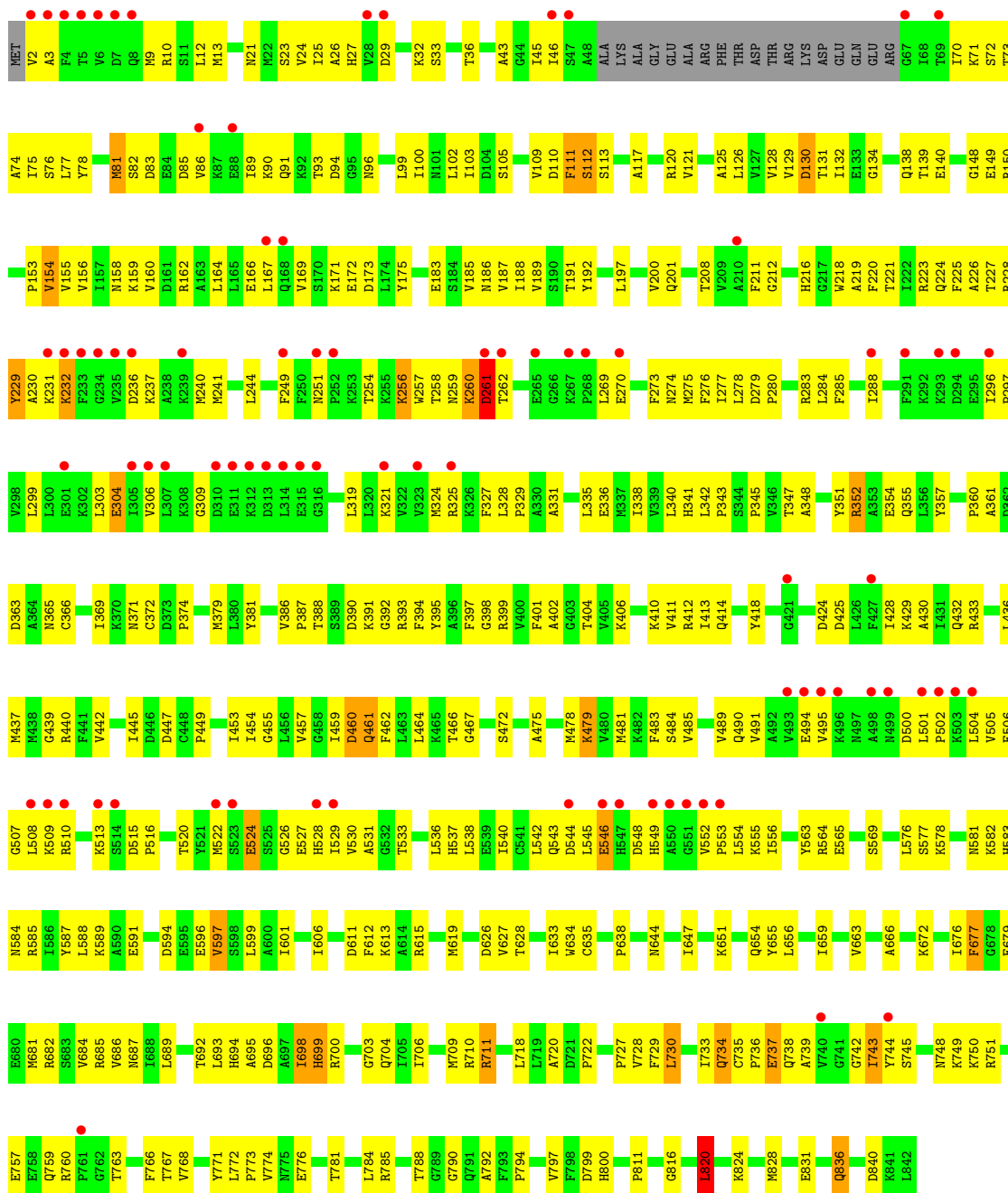
These plots are drawn for all protein, RNA, DNA and oligosaccharide chains in the entry. The first graphic for a chain summarises the proportions of the various outlier classes displayed in the second graphic. The second graphic shows the sequence view annotated by issues in geometry and electron density. Residues are color-coded according to the number of geometric quality criteria for which they contain at least one outlier: green = 0, yellow = 1, orange = 2 and red = 3 or more. A red dot above a residue indicates a poor fit to the electron density ($RSRZ > 2$). Stretches of 2 or more consecutive residues without any outlier are shown as a green connector. Residues present in the sample, but not in the model, are shown in grey.

- Molecule 1: Elongation factor 2



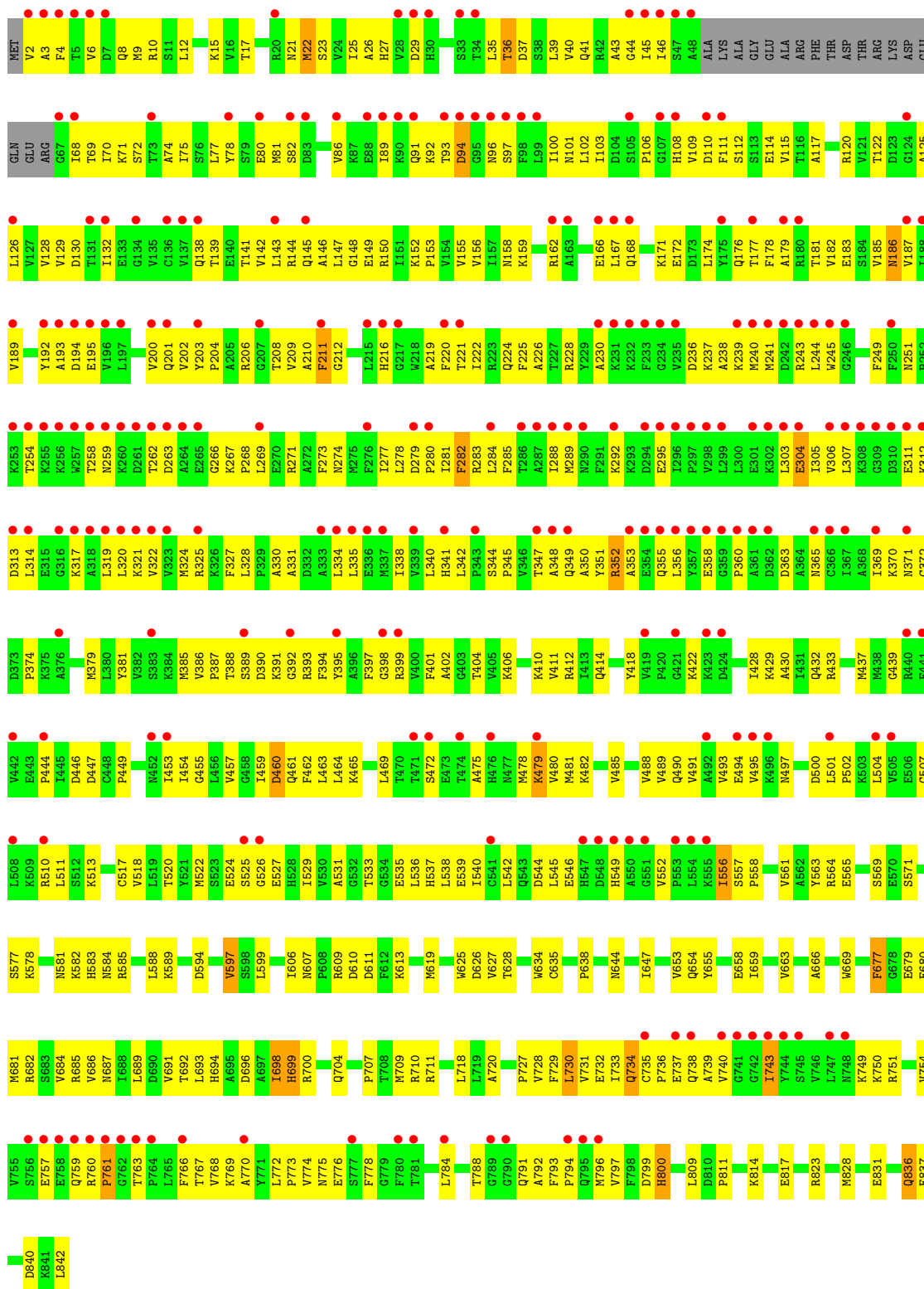


● Molecule 1: Elongation factor 2



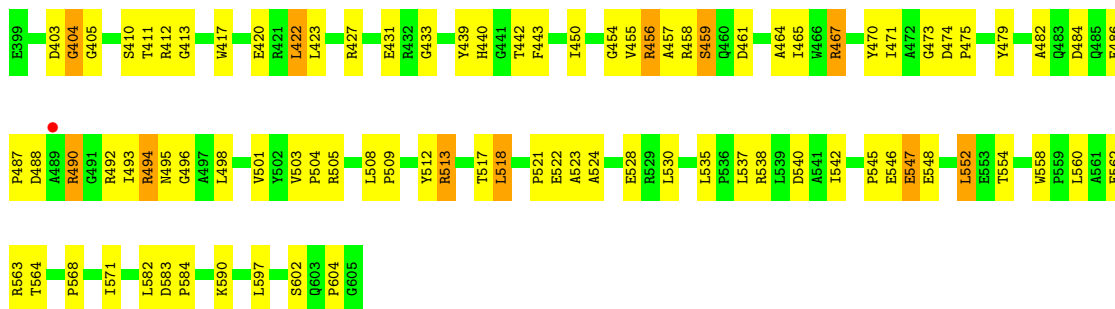
● Molecule 1: Elongation factor 2



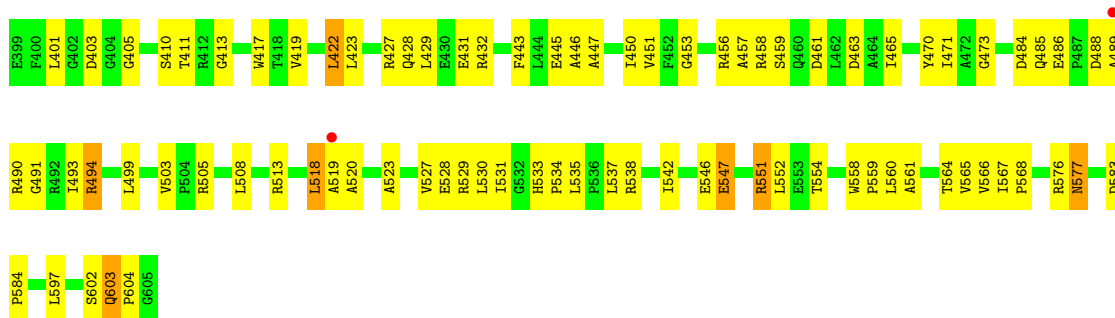


• Molecule 2: exotoxin A

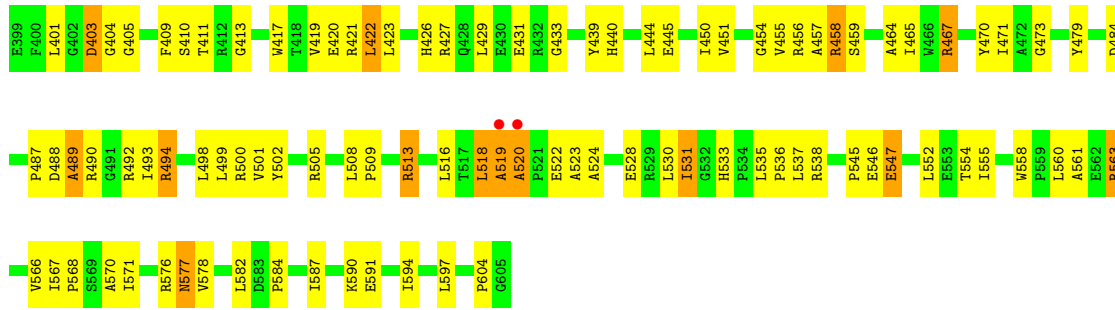




• Molecule 2: exotoxin A



• Molecule 2: exotoxin A



4 Data and refinement statistics i

Property	Value	Source
Space group	C 1 2 1	Depositor
Cell constants a, b, c, α , β , γ	326.95Å 68.58Å 190.20Å 90.00° 103.42° 90.00°	Depositor
Resolution (Å)	30.00 – 2.90 29.97 – 2.90	Depositor EDS
% Data completeness (in resolution range)	(Not available) (30.00-2.90) 99.8 (29.97-2.90)	Depositor EDS
R_{merge}	(Not available)	Depositor
R_{sym}	0.10	Depositor
$\langle I/\sigma(I) \rangle$ ¹	3.99 (at 2.90Å)	Xtrriage
Refinement program	CNS	Depositor
R, R_{free}	0.246 , 0.276 0.238 , 0.263	Depositor DCC
R_{free} test set	1851 reflections (2.02%)	wwPDB-VP
Wilson B-factor (Å ²)	41.3	Xtrriage
Anisotropy	0.402	Xtrriage
Bulk solvent k_{sol} (e/Å ³), B_{sol} (Å ²)	0.31 , 49.9	EDS
L-test for twinning ²	$\langle L \rangle = 0.45$, $\langle L^2 \rangle = 0.28$	Xtrriage
Estimated twinning fraction	No twinning to report.	Xtrriage
F_o, F_c correlation	0.89	EDS
Total number of atoms	24125	wwPDB-VP
Average B, all atoms (Å ²)	52.0	wwPDB-VP

Xtrriage's analysis on translational NCS is as follows: *The analyses of the Patterson function reveals a significant off-origin peak that is 45.77 % of the origin peak, indicating pseudo-translational symmetry. The chance of finding a peak of this or larger height randomly in a structure without pseudo-translational symmetry is equal to 1.2606e-04. The detected translational NCS is most likely also responsible for the elevated intensity ratio.*

¹Intensities estimated from amplitudes.

²Theoretical values of $\langle |L| \rangle$, $\langle L^2 \rangle$ for acentric reflections are 0.5, 0.333 respectively for untwinned datasets, and 0.375, 0.2 for perfectly twinned datasets.

5 Model quality [i](#)

5.1 Standard geometry [i](#)

Bond lengths and bond angles in the following residue types are not validated in this section: TAD, DDE

The Z score for a bond length (or angle) is the number of standard deviations the observed value is removed from the expected value. A bond length (or angle) with $|Z| > 5$ is considered an outlier worth inspection. RMSZ is the root-mean-square of all Z scores of the bond lengths (or angles).

Mol	Chain	Bond lengths		Bond angles	
		RMSZ	# Z >5	RMSZ	# Z >5
1	A	0.42	0/6517	0.66	1/8823 (0.0%)
1	C	0.42	0/6517	0.66	2/8823 (0.0%)
1	E	0.41	0/6517	0.62	0/8823
2	B	0.58	0/1626	0.82	0/2216
2	D	0.57	0/1626	0.80	0/2216
2	F	0.57	0/1626	0.83	0/2216
All	All	0.45	0/24429	0.69	3/33117 (0.0%)

There are no bond length outliers.

All (3) bond angle outliers are listed below:

Mol	Chain	Res	Type	Atoms	Z	Observed(°)	Ideal(°)
1	C	820	LEU	CA-CB-CG	6.18	129.51	115.30
1	A	236	ASP	N-CA-C	-5.56	95.98	111.00
1	C	711	ARG	NE-CZ-NH2	-5.05	117.77	120.30

There are no chirality outliers.

There are no planarity outliers.

5.2 Too-close contacts [i](#)

In the following table, the Non-H and H(model) columns list the number of non-hydrogen atoms and hydrogen atoms in the chain respectively. The H(added) column lists the number of hydrogen atoms added and optimized by MolProbity. The Clashes column lists the number of clashes within the asymmetric unit, whereas Symm-Clashes lists symmetry-related clashes.

Mol	Chain	Non-H	H(model)	H(added)	Clashes	Symm-Clashes
1	A	6405	0	6472	394	1
1	C	6415	0	6488	407	0

Continued on next page...

Continued from previous page...

Mol	Chain	Non-H	H(model)	H(added)	Clashes	Symm-Clashes
1	E	6415	0	6488	425	0
2	B	1587	0	1539	75	0
2	D	1587	0	1539	75	0
2	F	1587	0	1539	83	1
3	B	43	0	25	2	0
3	D	43	0	25	2	0
3	F	43	0	25	3	0
All	All	24125	0	24140	1434	1

The all-atom clashscore is defined as the number of clashes found per 1000 atoms (including hydrogen atoms). The all-atom clashscore for this structure is 30.

All (1434) close contacts within the same asymmetric unit are listed below, sorted by their clash magnitude.

Atom-1	Atom-2	Interatomic distance (Å)	Clash overlap (Å)
2:B:552:LEU:HD12	2:B:552:LEU:H	1.10	1.15
1:E:71:LYS:HE3	1:E:387:PRO:HD2	1.32	1.11
1:E:556:ILE:HG22	1:E:557:SER:H	1.08	1.09
1:E:699:DDE:HAC2	1:E:699:DDE:HAD2	1.12	1.08
1:C:699:DDE:HAD2	1:C:699:DDE:HAC2	1.09	1.08
1:A:464:LEU:HD21	1:A:485:VAL:HB	1.32	1.07
1:C:759:GLN:HG2	1:C:760:ARG:H	1.12	1.06
1:C:231:LYS:HG3	1:C:232:LYS:H	1.18	1.04
1:E:68:ILE:HD12	1:E:390:ASP:HB2	1.39	1.03
1:C:542:LEU:HD13	1:C:556:ILE:HD11	1.41	1.02
1:E:147:LEU:HD13	1:E:192:TYR:HB2	1.42	1.01
1:E:522:MET:HB2	2:F:490:ARG:NH2	1.77	0.98
2:B:546:GLU:HG3	2:B:547:GLU:HG3	1.42	0.98
1:E:694:HIS:CD2	1:E:696:ASP:H	1.81	0.97
1:A:784:LEU:HD23	1:A:794:PRO:HG3	1.47	0.97
1:E:581:ASN:HD21	1:E:704:GLN:HG3	1.26	0.96
1:C:404:THR:HG22	1:C:449:PRO:HA	1.49	0.95
2:B:405:GLY:HA2	1:C:627:VAL:HG12	1.49	0.94
1:E:27:HIS:HD2	1:E:29:ASP:H	1.14	0.94
1:A:694:HIS:HD2	1:A:696:ASP:H	1.01	0.93
1:E:391:LYS:HG3	1:E:392:GLY:H	1.34	0.93
1:E:91:GLN:HE22	1:E:344:SER:H	1.15	0.92
1:C:694:HIS:HD2	1:C:696:ASP:H	1.17	0.92
2:B:457:ALA:HB2	2:B:558:TRP:CD2	2.05	0.92
1:C:784:LEU:HD23	1:C:794:PRO:HG3	1.49	0.92
1:C:578:LYS:HE3	1:C:840:ASP:OD1	1.69	0.91

Continued on next page...

Continued from previous page...

Atom-1	Atom-2	Interatomic distance (Å)	Clash overlap (Å)
1:A:109:VAL:HG21	1:A:138:GLN:HG3	1.53	0.90
1:A:254:THR:HB	1:A:256:LYS:HE3	1.52	0.90
1:C:186:ASN:HB3	1:C:201:GLN:HE21	1.37	0.89
1:A:710:ARG:HG3	1:A:710:ARG:HH11	1.36	0.89
1:A:510:ARG:HD2	1:A:549:HIS:HA	1.53	0.89
1:A:533:THR:H	1:A:537:HIS:HD2	1.14	0.89
1:A:836:GLN:H	1:A:836:GLN:HE21	1.18	0.88
1:C:836:GLN:H	1:C:836:GLN:HE21	1.21	0.88
1:E:556:ILE:HG22	1:E:557:SER:N	1.88	0.87
1:C:699:DDE:HAD2	1:C:699:DDE:CAC	1.87	0.87
1:E:694:HIS:HD2	1:E:696:ASP:H	0.90	0.87
1:C:391:LYS:HD2	1:C:392:GLY:H	1.36	0.87
1:E:784:LEU:HD23	1:E:794:PRO:HG3	1.57	0.86
1:A:186:ASN:HB3	1:A:201:GLN:HE21	1.40	0.86
1:C:256:LYS:HE3	1:C:257:TRP:H	1.41	0.86
1:A:277:ILE:O	1:A:280:PRO:HD2	1.75	0.86
1:E:694:HIS:HD2	1:E:696:ASP:N	1.73	0.85
1:A:694:HIS:O	1:A:700:ARG:HD3	1.76	0.85
1:A:391:LYS:HG2	1:A:392:GLY:H	1.41	0.85
1:A:694:HIS:CD2	1:A:696:ASP:H	1.91	0.85
1:C:759:GLN:HG2	1:C:760:ARG:N	1.91	0.85
1:E:545:LEU:HD12	1:E:549:HIS:HB2	1.59	0.85
2:B:473:GLY:HA3	2:B:597:LEU:HD11	1.59	0.84
2:B:552:LEU:HD12	2:B:552:LEU:N	1.93	0.84
1:A:109:VAL:CG2	1:A:138:GLN:HG3	2.07	0.84
1:C:759:GLN:CG	1:C:760:ARG:H	1.89	0.84
2:F:488:ASP:HB3	2:F:492:ARG:CB	2.08	0.84
1:E:204:PRO:HA	1:E:209:VAL:HB	1.58	0.83
1:C:226:ALA:O	1:C:230:ALA:HB2	1.78	0.83
1:E:699:DDE:HAD2	1:E:699:DDE:CAC	1.92	0.83
1:A:45:ILE:HD12	1:A:76:SER:HB2	1.60	0.83
1:A:513:LYS:HA	1:A:513:LYS:HE2	1.59	0.83
2:B:455:VAL:O	2:B:456:ARG:HD2	1.79	0.83
1:C:231:LYS:HG3	1:C:232:LYS:N	1.93	0.83
1:E:522:MET:HB2	2:F:490:ARG:HH22	1.44	0.83
1:E:147:LEU:CD1	1:E:192:TYR:HB2	2.10	0.82
1:E:699:DDE:HAC2	1:E:699:DDE:NAD	1.94	0.82
1:E:45:ILE:HD11	1:E:78:TYR:CB	2.09	0.82
1:E:536:LEU:HG	1:E:540:ILE:CD1	2.09	0.82
1:A:391:LYS:CE	1:A:393:ARG:HD3	2.09	0.82
1:A:533:THR:H	1:A:537:HIS:CD2	1.97	0.82

Continued on next page...

Continued from previous page...

Atom-1	Atom-2	Interatomic distance (Å)	Clash overlap (Å)
1:A:379:MET:HB2	1:A:402:ALA:HB3	1.61	0.81
1:E:155:VAL:HG21	1:E:202:VAL:HG21	1.60	0.81
1:E:694:HIS:O	1:E:700:ARG:HD3	1.79	0.81
1:C:699:DDE:HAC2	1:C:699:DDE:NAD	1.92	0.81
1:A:644:ASN:HD22	1:A:684:VAL:HB	1.46	0.81
1:C:25:ILE:CD1	1:C:125:ALA:HB1	2.12	0.80
1:E:117:ALA:HA	1:E:481:MET:SD	2.21	0.80
2:B:490:ARG:NH1	2:B:490:ARG:HB2	1.96	0.80
1:C:391:LYS:CD	1:C:392:GLY:H	1.95	0.80
1:E:685:ARG:HE	1:E:687:ASN:HD21	1.27	0.80
1:A:433:ARG:HG2	1:A:433:ARG:HH11	1.45	0.80
2:B:552:LEU:H	2:B:552:LEU:CD1	1.91	0.79
1:E:26:ALA:HB2	1:E:128:VAL:HB	1.62	0.79
1:E:45:ILE:HD11	1:E:78:TYR:HB3	1.63	0.79
1:C:581:ASN:ND2	1:C:704:GLN:HG3	1.97	0.78
2:F:546:GLU:CG	2:F:547:GLU:HG3	2.13	0.78
2:F:546:GLU:HG3	2:F:547:GLU:HG3	1.64	0.78
2:B:490:ARG:HB2	2:B:490:ARG:HH11	1.47	0.78
1:E:814:LYS:O	1:E:817:GLU:HG2	1.83	0.78
2:D:527:VAL:HG22	2:D:542:ILE:HD13	1.66	0.78
1:E:77:LEU:HB2	1:E:100:ILE:HB	1.66	0.78
2:D:551:ARG:CG	2:D:551:ARG:HH11	1.97	0.78
1:C:132:ILE:HD12	1:C:132:ILE:H	1.49	0.78
1:C:140:GLU:HG3	1:C:188:ILE:CD1	2.14	0.77
1:C:225:PHE:CE2	1:C:277:ILE:HA	2.18	0.77
1:C:703:GLY:HA2	2:D:493:ILE:HD13	1.66	0.77
1:E:647:ILE:HB	1:E:687:ASN:HD22	1.50	0.77
1:A:836:GLN:H	1:A:836:GLN:NE2	1.82	0.77
2:F:488:ASP:HB3	2:F:492:ARG:HB2	1.67	0.77
1:A:464:LEU:HD23	1:A:483:PHE:HE1	1.50	0.77
1:A:464:LEU:HD23	1:A:483:PHE:CE1	2.20	0.77
1:E:288:ILE:HG23	1:E:319:LEU:HD23	1.67	0.77
1:A:410:LYS:HG2	1:A:430:ALA:HB2	1.67	0.77
2:D:527:VAL:HG22	2:D:542:ILE:CD1	2.14	0.77
1:E:71:LYS:HB3	1:E:386:VAL:HG23	1.67	0.77
1:E:281:ILE:HG12	1:E:327:PHE:HE2	1.50	0.76
1:E:581:ASN:ND2	1:E:704:GLN:HG3	1.98	0.76
2:D:432:ARG:HA	2:D:432:ARG:NE	2.00	0.76
1:A:149:GLU:HA	1:A:355:GLN:HE22	1.48	0.76
1:C:277:ILE:O	1:C:280:PRO:HD2	1.86	0.76
1:A:589:LYS:HE3	1:A:689:LEU:HD11	1.68	0.76

Continued on next page...

Continued from previous page...

Atom-1	Atom-2	Interatomic distance (Å)	Clash overlap (Å)
1:A:32:LYS:NZ	1:A:105:SER:HB2	2.01	0.76
1:A:35:LEU:HD22	1:A:334:LEU:HD11	1.68	0.76
1:A:710:ARG:HG3	1:A:710:ARG:NH1	1.99	0.76
1:E:237:LYS:HA	1:E:240:MET:HB3	1.67	0.76
1:E:338:ILE:O	1:E:342:LEU:HB2	1.86	0.75
1:A:569:SER:O	1:A:720:ALA:HB1	1.85	0.75
1:C:694:HIS:O	1:C:700:ARG:HD3	1.87	0.75
1:E:26:ALA:CB	1:E:128:VAL:HB	2.16	0.75
1:C:391:LYS:HG3	1:C:393:ARG:HG2	1.68	0.75
1:E:331:ALA:O	1:E:335:LEU:HG	1.87	0.75
1:C:228:ARG:C	1:C:230:ALA:H	1.91	0.74
1:E:91:GLN:HE22	1:E:344:SER:N	1.85	0.74
1:E:836:GLN:H	1:E:836:GLN:NE2	1.84	0.74
2:D:546:GLU:HG3	2:D:547:GLU:HG2	1.69	0.74
2:F:552:LEU:HD12	2:F:552:LEU:N	2.03	0.74
1:E:698:ILE:HD13	1:E:698:ILE:H	1.51	0.74
2:B:427:ARG:O	2:B:431:GLU:HG3	1.86	0.74
1:A:322:VAL:HG22	1:A:325:ARG:HH21	1.53	0.74
1:E:381:TYR:OH	1:E:481:MET:HG3	1.88	0.74
1:C:464:LEU:HD23	1:C:483:PHE:CE1	2.22	0.73
1:E:78:TYR:HE1	1:E:97:SER:HB3	1.53	0.73
1:C:542:LEU:HD13	1:C:556:ILE:CD1	2.18	0.73
2:F:470:TYR:CD2	3:F:702:TAD:H3D	2.23	0.73
1:E:578:LYS:HE3	1:E:840:ASP:OD1	1.89	0.73
1:E:536:LEU:HG	1:E:540:ILE:HD11	1.69	0.73
2:F:513:ARG:HB2	2:F:513:ARG:HH11	1.54	0.73
2:B:524:ALA:O	2:B:528:GLU:HG3	1.88	0.73
1:E:379:MET:HB2	1:E:402:ALA:HB3	1.70	0.73
2:F:410:SER:HB3	2:F:413:GLY:O	1.89	0.73
1:C:836:GLN:H	1:C:836:GLN:NE2	1.86	0.72
1:E:258:THR:HG22	1:E:259:ASN:H	1.53	0.72
1:E:556:ILE:CG2	1:E:557:SER:H	1.90	0.72
2:D:546:GLU:HG3	2:D:547:GLU:CG	2.18	0.72
1:C:472:SER:HB3	1:C:475:ALA:HB2	1.71	0.72
1:C:495:VAL:HG11	1:C:501:LEU:HG	1.72	0.72
1:E:109:VAL:HG21	1:E:138:GLN:HG3	1.71	0.72
2:F:433:GLY:O	2:F:505:ARG:HB2	1.89	0.72
1:C:545:LEU:HD12	1:C:549:HIS:CD2	2.24	0.72
1:E:594:ASP:HB2	1:E:597:VAL:HG23	1.72	0.72
1:A:406:LYS:HG2	1:A:447:ASP:HB3	1.72	0.71
2:B:410:SER:HB3	2:B:413:GLY:O	1.89	0.71

Continued on next page...

Continued from previous page...

Atom-1	Atom-2	Interatomic distance (Å)	Clash overlap (Å)
1:E:757:GLU:HG3	1:E:768:VAL:HG22	1.70	0.71
1:C:533:THR:H	1:C:537:HIS:CD2	2.08	0.71
1:E:404:THR:HG22	1:E:449:PRO:HA	1.71	0.71
1:E:464:LEU:HD21	1:E:485:VAL:HB	1.72	0.71
2:D:485:GLN:O	2:D:486:GLU:HG2	1.90	0.71
2:D:531:ILE:HD12	2:D:537:LEU:HD23	1.73	0.71
1:C:694:HIS:CD2	1:C:696:ASP:H	2.03	0.71
1:E:728:VAL:HB	1:E:800:HIS:CD2	2.26	0.71
2:B:455:VAL:C	2:B:456:ARG:HD2	2.10	0.71
1:E:465:LYS:HD2	1:E:517:CYS:SG	2.31	0.71
1:C:454:ILE:HG13	1:C:455:GLY:H	1.56	0.71
1:A:694:HIS:HD2	1:A:696:ASP:N	1.83	0.70
1:C:391:LYS:CG	1:C:393:ARG:HG2	2.21	0.70
1:E:186:ASN:CG	1:E:201:GLN:HE21	1.93	0.70
1:A:452:ASN:N	1:A:452:ASN:HD22	1.88	0.70
1:C:169:VAL:HG22	1:C:173:ASP:HB2	1.73	0.70
1:C:189:VAL:CG1	1:C:200:VAL:HG12	2.20	0.70
1:A:71:LYS:HB3	1:A:386:VAL:HG23	1.72	0.70
1:E:348:ALA:HA	1:E:351:TYR:CE2	2.27	0.70
1:C:192:TYR:HA	1:C:763:THR:HG22	1.72	0.70
1:C:231:LYS:CG	1:C:232:LYS:H	2.02	0.70
1:C:484:SER:HB3	1:C:797:VAL:CG2	2.21	0.70
1:A:510:ARG:HG2	1:A:549:HIS:ND1	2.06	0.70
1:C:192:TYR:HA	1:C:763:THR:CG2	2.20	0.70
1:E:155:VAL:CG2	1:E:202:VAL:HG21	2.20	0.70
1:E:738:GLN:NE2	1:E:791:GLN:HE22	1.90	0.70
1:A:693:LEU:HB3	1:A:700:ARG:HD2	1.73	0.70
1:E:533:THR:H	1:E:537:HIS:CD2	2.09	0.70
2:F:531:ILE:HG22	2:F:533:HIS:H	1.57	0.69
2:F:537:LEU:O	2:F:538:ARG:HD2	1.92	0.69
1:C:348:ALA:HA	1:C:351:TYR:CE2	2.27	0.69
1:C:410:LYS:HA	1:C:430:ALA:HA	1.74	0.69
1:C:584:ASN:HD22	1:C:693:LEU:HA	1.56	0.69
1:E:27:HIS:CD2	1:E:29:ASP:H	2.04	0.69
1:C:743:ILE:HD13	1:C:784:LEU:HD11	1.72	0.69
2:B:513:ARG:HH11	2:B:513:ARG:HB2	1.57	0.69
1:C:140:GLU:HG3	1:C:188:ILE:HD13	1.74	0.69
1:C:374:PRO:O	1:C:404:THR:HG23	1.93	0.69
1:E:186:ASN:HB2	1:E:201:GLN:HG2	1.72	0.69
1:C:321:LYS:O	1:C:325:ARG:HG3	1.93	0.69
2:D:427:ARG:O	2:D:431:GLU:HG3	1.93	0.69

Continued on next page...

Continued from previous page...

Atom-1	Atom-2	Interatomic distance (Å)	Clash overlap (Å)
1:E:155:VAL:HG23	1:E:202:VAL:HG11	1.74	0.69
1:E:734:GLN:N	1:E:734:GLN:HE21	1.90	0.69
1:A:644:ASN:ND2	1:A:684:VAL:HB	2.08	0.69
1:E:334:LEU:O	1:E:338:ILE:HG12	1.93	0.68
1:E:545:LEU:HD12	1:E:549:HIS:CB	2.24	0.68
1:A:486:SER:O	1:A:488:VAL:HG13	1.94	0.68
1:C:552:VAL:HG13	1:C:553:PRO:HD2	1.75	0.68
1:C:244:LEU:HD22	1:C:277:ILE:HD11	1.76	0.68
2:B:440:HIS:HB2	2:B:471:ILE:HG22	1.74	0.68
1:E:410:LYS:HA	1:E:430:ALA:HA	1.76	0.68
1:C:581:ASN:HD21	1:C:704:GLN:HG3	1.56	0.68
1:A:169:VAL:HG22	1:A:173:ASP:HB2	1.76	0.68
1:C:220:PHE:HB3	1:C:328:LEU:HD13	1.76	0.68
1:E:220:PHE:HB3	1:E:328:LEU:HD13	1.74	0.68
1:E:693:LEU:HB3	1:E:700:ARG:HD2	1.76	0.68
1:A:130:ASP:OD1	1:A:159:LYS:HD2	1.94	0.67
1:A:140:GLU:HG3	1:A:188:ILE:CD1	2.23	0.67
1:A:533:THR:N	1:A:537:HIS:HD2	1.91	0.67
1:C:584:ASN:HD21	1:C:694:HIS:H	1.42	0.67
1:E:391:LYS:HG3	1:E:392:GLY:N	2.08	0.67
1:C:21:ASN:ND2	1:C:345:PRO:HG3	2.09	0.67
1:C:584:ASN:ND2	1:C:694:HIS:H	1.93	0.67
1:C:237:LYS:HA	1:C:240:MET:HB3	1.76	0.67
1:E:43:ALA:O	1:E:77:LEU:HA	1.95	0.67
1:E:158:ASN:ND2	1:E:159:LYS:HG3	2.09	0.67
2:F:582:LEU:HD21	2:F:587:ILE:HD11	1.77	0.67
1:C:508:LEU:HD23	1:C:545:LEU:HD11	1.74	0.67
1:E:152:LYS:HD2	1:E:200:VAL:CG2	2.25	0.67
1:A:391:LYS:HE2	1:A:393:ARG:HD3	1.77	0.67
1:E:730:LEU:HB2	1:E:799:ASP:HB2	1.76	0.67
1:C:172:GLU:HA	1:C:274:ASN:HD21	1.59	0.67
1:C:509:LYS:N	1:C:509:LYS:HD2	2.09	0.67
2:D:518:LEU:O	2:D:523:ALA:HB3	1.95	0.67
1:A:32:LYS:HZ2	1:A:105:SER:HB2	1.58	0.67
1:C:484:SER:HB3	1:C:797:VAL:HG22	1.77	0.67
1:E:91:GLN:NE2	1:E:344:SER:H	1.89	0.67
1:E:588:LEU:C	1:E:588:LEU:HD12	2.15	0.66
1:C:495:VAL:HG21	1:C:501:LEU:HD12	1.78	0.66
1:E:698:ILE:HD13	1:E:698:ILE:N	2.10	0.66
1:C:820:LEU:O	1:C:824:LYS:HG3	1.93	0.66
1:E:152:LYS:HD2	1:E:200:VAL:HG23	1.77	0.66

Continued on next page...

Continued from previous page...

Atom-1	Atom-2	Interatomic distance (Å)	Clash overlap (Å)
1:A:584:ASN:HD22	1:A:693:LEU:HA	1.60	0.66
1:C:698:ILE:HD13	1:C:698:ILE:N	2.11	0.66
1:E:204:PRO:C	1:E:222:ILE:HD12	2.16	0.66
1:E:836:GLN:H	1:E:836:GLN:HE21	1.38	0.66
1:C:103:ILE:HD11	1:C:453:ILE:HG12	1.77	0.66
1:C:285:PHE:HE2	1:C:324:MET:SD	2.19	0.66
1:C:730:LEU:HB2	1:C:799:ASP:HB2	1.75	0.66
1:C:734:GLN:N	1:C:734:GLN:HE21	1.92	0.66
2:D:552:LEU:N	2:D:552:LEU:HD12	2.09	0.66
1:E:411:VAL:HG11	1:E:469:LEU:HB3	1.78	0.66
1:A:545:LEU:HD12	1:A:549:HIS:HB2	1.77	0.66
2:B:405:GLY:CA	1:C:627:VAL:HG12	2.25	0.66
1:E:45:ILE:HD11	1:E:78:TYR:HB2	1.77	0.66
1:E:321:LYS:O	1:E:325:ARG:HG3	1.96	0.66
1:E:533:THR:H	1:E:537:HIS:HD2	1.44	0.66
1:C:45:ILE:HD11	1:C:78:TYR:HB2	1.76	0.66
1:A:729:PHE:CE2	1:A:774:VAL:HG22	2.31	0.66
1:E:225:PHE:CZ	1:E:328:LEU:HD11	2.30	0.66
2:B:521:PRO:HG2	2:B:522:GLU:OE2	1.96	0.65
2:D:530:LEU:HA	2:D:604:PRO:HG3	1.78	0.65
1:E:391:LYS:HB3	1:E:393:ARG:HG2	1.78	0.65
1:A:654:GLN:HG2	1:A:655:TYR:CD1	2.31	0.65
1:A:784:LEU:CD2	1:A:794:PRO:HG3	2.24	0.65
1:C:72:SER:HA	1:C:439:GLY:O	1.95	0.65
1:C:162:ARG:O	1:C:166:GLU:HB2	1.97	0.65
1:E:10:ARG:HG3	1:E:10:ARG:HH11	1.61	0.65
1:A:126:LEU:HD11	1:A:156:VAL:CG2	2.26	0.65
2:B:405:GLY:HA2	1:C:627:VAL:CG1	2.26	0.65
1:A:698:ILE:HD13	1:A:698:ILE:N	2.11	0.65
1:C:588:LEU:C	1:C:588:LEU:HD12	2.16	0.65
1:E:141:THR:HA	1:E:144:ARG:NH2	2.11	0.65
1:A:153:PRO:HD2	1:A:200:VAL:CG1	2.27	0.65
1:A:348:ALA:HA	1:A:351:TYR:CE2	2.32	0.65
2:B:457:ALA:HB2	2:B:558:TRP:CE3	2.31	0.65
1:A:500:ASP:HB2	1:A:552:VAL:HG11	1.79	0.65
1:C:279:ASP:HB3	1:C:280:PRO:HD3	1.78	0.65
1:A:381:TYR:HB2	1:A:478:MET:HE3	1.78	0.65
1:A:406:LYS:HG2	1:A:447:ASP:CB	2.26	0.65
1:C:132:ILE:HD12	1:C:132:ILE:N	2.11	0.65
1:A:140:GLU:HG3	1:A:188:ILE:HD13	1.78	0.65
1:A:296:ILE:O	1:A:300:LEU:HD13	1.96	0.65

Continued on next page...

Continued from previous page...

Atom-1	Atom-2	Interatomic distance (Å)	Clash overlap (Å)
1:A:7:ASP:O	1:A:10:ARG:HG2	1.97	0.64
1:C:10:ARG:HD3	1:C:445:ILE:HD11	1.78	0.64
1:C:227:THR:O	1:C:230:ALA:HB3	1.97	0.64
1:E:589:LYS:HE3	1:E:689:LEU:HD11	1.79	0.64
1:A:132:ILE:HD12	1:A:162:ARG:NE	2.13	0.64
1:C:191:THR:O	1:C:763:THR:HG22	1.96	0.64
1:A:220:PHE:HB3	1:A:328:LEU:HD13	1.78	0.64
1:C:164:LEU:HD12	1:C:285:PHE:CE1	2.33	0.64
1:E:737:GLU:HG3	1:E:766:PHE:CE1	2.32	0.64
1:E:150:ARG:NH1	1:E:355:GLN:HB2	2.12	0.64
1:E:500:ASP:HB3	1:E:552:VAL:HG21	1.79	0.64
1:A:500:ASP:CB	1:A:552:VAL:HG11	2.27	0.64
1:E:71:LYS:HE3	1:E:387:PRO:CD	2.20	0.64
1:E:381:TYR:O	1:E:398:GLY:HA3	1.98	0.64
1:A:226:ALA:CB	1:A:241:MET:HB3	2.26	0.63
1:A:501:LEU:HB3	1:A:502:PRO:HD3	1.79	0.63
2:D:551:ARG:HH11	2:D:551:ARG:HG2	1.60	0.63
1:E:172:GLU:HA	1:E:274:ASN:HD21	1.63	0.63
1:A:410:LYS:HA	1:A:430:ALA:HA	1.80	0.63
1:A:627:VAL:HG12	2:F:405:GLY:HA2	1.79	0.63
1:A:235:VAL:HG21	1:A:240:MET:HB2	1.81	0.63
1:A:647:ILE:HB	1:A:687:ASN:HD22	1.63	0.63
1:C:226:ALA:CB	1:C:241:MET:HB3	2.29	0.63
1:A:381:TYR:HB2	1:A:478:MET:CE	2.29	0.63
1:E:279:ASP:O	1:E:283:ARG:HG2	1.99	0.63
1:E:285:PHE:CE2	1:E:320:LEU:HD11	2.34	0.63
1:A:647:ILE:HB	1:A:687:ASN:ND2	2.12	0.63
1:E:584:ASN:HD22	1:E:693:LEU:HA	1.64	0.63
1:E:81:MET:O	1:E:96:ASN:HB3	1.98	0.63
2:D:457:ALA:HB2	2:D:558:TRP:CE3	2.34	0.63
1:E:132:ILE:HD12	1:E:132:ILE:N	2.13	0.63
1:E:459:ILE:HG21	1:E:463:LEU:HD12	1.81	0.63
1:E:814:LYS:HA	1:E:817:GLU:OE2	1.99	0.63
1:A:387:PRO:HG3	1:A:394:PHE:CE1	2.34	0.62
1:C:507:GLY:HA3	1:C:549:HIS:HB3	1.81	0.62
1:E:488:VAL:HG23	1:E:489:VAL:HG23	1.81	0.62
1:E:584:ASN:ND2	1:E:694:HIS:H	1.97	0.62
1:A:391:LYS:HB3	1:A:393:ARG:HG2	1.80	0.62
1:C:45:ILE:HD11	1:C:78:TYR:CB	2.29	0.62
1:E:739:ALA:O	1:E:788:THR:HG22	2.00	0.62
2:D:457:ALA:HB2	2:D:558:TRP:CD2	2.34	0.62

Continued on next page...

Continued from previous page...

Atom-1	Atom-2	Interatomic distance (Å)	Clash overlap (Å)
1:E:581:ASN:HB3	1:E:583:HIS:CD2	2.34	0.62
1:A:698:ILE:HD13	1:A:698:ILE:H	1.65	0.62
1:A:510:ARG:HD2	1:A:549:HIS:CA	2.29	0.62
1:C:495:VAL:HG11	1:C:501:LEU:CG	2.29	0.62
1:C:594:ASP:HB2	1:C:597:VAL:HG23	1.81	0.62
1:E:561:VAL:HG21	1:E:775:ASN:HB3	1.80	0.62
2:F:505:ARG:HG3	2:F:505:ARG:HH11	1.64	0.62
1:E:82:SER:O	1:E:86:VAL:HG23	1.99	0.62
1:E:144:ARG:HA	1:E:147:LEU:HD12	1.81	0.62
1:E:204:PRO:CA	1:E:209:VAL:HB	2.30	0.62
1:C:464:LEU:HD23	1:C:483:PHE:HE1	1.61	0.62
2:D:527:VAL:HG13	2:D:542:ILE:HD12	1.81	0.62
1:E:571:SER:HB2	1:E:589:LYS:HG3	1.82	0.62
1:C:236:ASP:O	1:C:240:MET:HB2	1.99	0.61
1:E:348:ALA:HA	1:E:351:TYR:CZ	2.34	0.61
1:A:588:LEU:HD12	1:A:588:LEU:C	2.20	0.61
1:C:220:PHE:HA	1:C:224:GLN:OE1	1.99	0.61
1:C:288:ILE:HG23	1:C:319:LEU:HD23	1.82	0.61
1:C:536:LEU:HD12	1:C:537:HIS:N	2.15	0.61
1:E:71:LYS:HB3	1:E:386:VAL:CG2	2.30	0.61
1:E:644:ASN:ND2	1:E:684:VAL:H	1.98	0.61
1:A:568:GLU:HB3	1:A:721:ASP:OD2	1.99	0.61
1:A:734:GLN:HE21	1:A:734:GLN:N	1.98	0.61
1:C:229:TYR:CE2	1:C:276:PHE:HB3	2.36	0.61
1:C:336:GLU:HG2	1:C:340:LEU:HD12	1.80	0.61
1:E:565:GLU:O	1:E:681:MET:HA	2.01	0.61
1:A:3:ALA:HA	1:A:46:ILE:HG22	1.81	0.61
1:A:360:PRO:HD2	1:A:363:ASP:HB2	1.83	0.61
1:C:270:GLU:OE1	1:C:275:MET:HG3	1.99	0.61
1:C:26:ALA:HB2	1:C:128:VAL:HB	1.83	0.61
1:E:500:ASP:HB2	1:E:552:VAL:HG11	1.81	0.61
2:F:505:ARG:HG3	2:F:505:ARG:NH1	2.15	0.61
1:A:561:VAL:HG21	1:A:775:ASN:HA	1.83	0.61
2:D:445:GLU:OE1	2:D:494:ARG:NH2	2.34	0.61
1:A:510:ARG:HB2	1:A:510:ARG:CZ	2.30	0.61
1:A:520:THR:HA	1:A:529:ILE:O	2.00	0.61
1:A:736:PRO:O	1:A:738:GLN:N	2.34	0.61
1:E:183:GLU:O	1:E:187:VAL:HG23	2.01	0.61
1:A:309:GLY:H	1:A:312:LYS:HZ3	1.46	0.61
1:C:611:ASP:OD2	1:C:613:LYS:HB2	2.00	0.61
1:A:103:ILE:HD13	1:A:121:VAL:HG23	1.82	0.60

Continued on next page...

Continued from previous page...

Atom-1	Atom-2	Interatomic distance (Å)	Clash overlap (Å)
1:C:258:THR:HG22	1:C:260:LYS:H	1.65	0.60
1:E:39:LEU:HD11	1:E:334:LEU:CD1	2.32	0.60
1:E:536:LEU:HG	1:E:540:ILE:HD12	1.81	0.60
2:F:456:ARG:O	2:F:458:ARG:HD3	2.01	0.60
1:A:200:VAL:HG12	1:A:200:VAL:O	2.00	0.60
1:A:220:PHE:HA	1:A:224:GLN:OE1	2.01	0.60
1:C:569:SER:O	1:C:720:ALA:HB1	2.02	0.60
1:A:381:TYR:O	1:A:398:GLY:HA3	2.01	0.60
1:A:744:TYR:O	1:A:748:ASN:ND2	2.35	0.60
1:C:81:MET:O	1:C:96:ASN:HB3	2.01	0.60
1:C:491:VAL:HG13	1:C:538:LEU:HD21	1.83	0.60
1:E:524:GLU:C	1:E:526:GLY:H	2.05	0.60
1:E:754:VAL:HA	1:E:770:ALA:HB2	1.83	0.60
1:C:379:MET:HB2	1:C:402:ALA:HB3	1.83	0.60
1:E:114:GLU:O	1:E:117:ALA:HB3	2.01	0.60
1:A:345:PRO:O	1:A:349:GLN:HG3	2.00	0.60
1:A:391:LYS:HE3	1:A:393:ARG:HD3	1.83	0.60
1:C:77:LEU:HB2	1:C:100:ILE:HB	1.82	0.60
1:C:509:LYS:O	1:C:513:LYS:HG3	2.02	0.60
1:A:229:TYR:CE2	1:A:276:PHE:HB3	2.37	0.60
1:C:556:ILE:HG23	1:C:556:ILE:O	2.02	0.60
1:E:698:ILE:H	1:E:698:ILE:CD1	2.04	0.60
1:C:256:LYS:HE3	1:C:257:TRP:N	2.16	0.60
1:E:258:THR:HG22	1:E:259:ASN:N	2.17	0.60
2:F:470:TYR:CE2	3:F:702:TAD:H3D	2.37	0.59
1:E:743:ILE:HD13	1:E:784:LEU:HD11	1.83	0.59
2:F:427:ARG:O	2:F:431:GLU:HG3	2.02	0.59
1:A:106:PRO:HG3	1:A:114:GLU:HG3	1.84	0.59
2:B:423:LEU:HD11	2:B:590:LYS:HD3	1.83	0.59
1:A:9:MET:O	1:A:13:MET:HG3	2.02	0.59
1:A:155:VAL:HG12	1:A:156:VAL:N	2.17	0.59
1:A:406:LYS:O	1:A:409:GLN:HB3	2.01	0.59
1:C:784:LEU:CD2	1:C:794:PRO:HG3	2.30	0.59
1:A:472:SER:HB3	1:A:475:ALA:HB2	1.84	0.59
2:D:531:ILE:CD1	2:D:537:LEU:HD23	2.32	0.59
1:E:472:SER:HB3	1:E:475:ALA:HB2	1.84	0.59
1:C:26:ALA:HB3	1:C:32:LYS:HB2	1.84	0.59
1:E:279:ASP:HB3	1:E:280:PRO:HD3	1.85	0.59
1:A:611:ASP:OD2	1:A:613:LYS:HB2	2.02	0.59
1:C:103:ILE:HD13	1:C:121:VAL:HG23	1.84	0.59
1:C:545:LEU:HA	1:C:549:HIS:HD2	1.68	0.59

Continued on next page...

Continued from previous page...

Atom-1	Atom-2	Interatomic distance (Å)	Clash overlap (Å)
1:C:581:ASN:HB3	1:C:583:HIS:CD2	2.38	0.59
1:A:581:ASN:ND2	1:A:699:DDE:O	2.35	0.59
1:A:172:GLU:HA	1:A:274:ASN:HD21	1.68	0.59
1:A:258:THR:HG22	1:A:260:LYS:H	1.68	0.59
1:E:221:THR:OG1	1:E:224:GLN:HG3	2.03	0.59
1:A:126:LEU:HD11	1:A:156:VAL:HG23	1.84	0.58
1:E:21:ASN:ND2	1:E:345:PRO:HG3	2.18	0.58
1:A:251:ASN:HB3	1:A:254:THR:OG1	2.03	0.58
1:A:823:ARG:NH2	1:A:833:PRO:HD3	2.18	0.58
1:C:533:THR:H	1:C:537:HIS:HD2	1.51	0.58
1:A:433:ARG:HG2	1:A:433:ARG:NH1	2.16	0.58
1:E:478:MET:O	1:E:479:LYS:C	2.42	0.58
2:F:457:ALA:HB2	2:F:558:TRP:CD2	2.37	0.58
1:C:25:ILE:HG22	1:C:139:THR:HG23	1.85	0.58
1:C:110:ASP:C	1:C:112:SER:H	2.07	0.58
1:C:685:ARG:HE	1:C:687:ASN:HD21	1.51	0.58
1:C:799:ASP:OD1	1:C:800:HIS:HD2	1.87	0.58
1:C:45:ILE:HB	1:C:76:SER:HB2	1.84	0.58
1:C:699:DDE:CAC	1:C:699:DDE:NAD	2.58	0.58
1:C:733:ILE:HG21	1:C:743:ILE:HD11	1.86	0.58
2:D:518:LEU:HD22	2:D:518:LEU:H	1.67	0.58
1:E:659:ILE:HD13	1:E:693:LEU:HD21	1.85	0.58
1:A:91:GLN:HE22	1:A:343:PRO:HA	1.67	0.58
1:C:110:ASP:OD1	1:C:781:THR:HG21	2.04	0.58
1:C:524:GLU:C	1:C:526:GLY:H	2.06	0.58
1:A:464:LEU:CD2	1:A:485:VAL:HB	2.20	0.58
1:A:171:LYS:HE2	1:A:279:ASP:OD1	2.03	0.58
1:E:186:ASN:HA	1:E:189:VAL:HB	1.86	0.58
1:E:355:GLN:O	1:E:479:LYS:HG3	2.03	0.58
2:F:570:ALA:HB3	2:F:591:GLU:OE1	2.04	0.58
1:C:10:ARG:NH2	1:C:449:PRO:HD3	2.19	0.58
1:C:283:ARG:HB3	1:C:299:LEU:HD21	1.86	0.58
1:E:522:MET:CB	2:F:490:ARG:HH22	2.14	0.58
1:A:27:HIS:HD2	1:A:29:ASP:H	1.50	0.57
1:E:110:ASP:CB	1:E:536:LEU:HD22	2.33	0.57
1:E:571:SER:HB2	1:E:589:LYS:CG	2.34	0.57
1:A:27:HIS:CD2	1:A:29:ASP:H	2.21	0.57
1:E:120:ARG:HE	1:E:356:LEU:HD22	1.69	0.57
1:E:501:LEU:HB3	1:E:502:PRO:HD3	1.85	0.57
2:F:488:ASP:HB3	2:F:492:ARG:HB3	1.83	0.57
1:A:26:ALA:HB2	1:A:128:VAL:HB	1.86	0.57

Continued on next page...

Continued from previous page...

Atom-1	Atom-2	Interatomic distance (Å)	Clash overlap (Å)
1:C:251:ASN:HB3	1:C:254:THR:OG1	2.04	0.57
1:E:581:ASN:ND2	1:E:704:GLN:CG	2.68	0.57
1:A:36:THR:HG22	1:A:102:LEU:HD21	1.87	0.57
1:A:584:ASN:HD21	1:A:700:ARG:HG2	1.70	0.57
1:C:387:PRO:HG3	1:C:394:PHE:CE1	2.38	0.57
1:C:391:LYS:CG	1:C:392:GLY:N	2.68	0.57
1:C:581:ASN:O	1:C:582:LYS:HB2	2.04	0.57
1:E:3:ALA:HA	1:E:46:ILE:O	2.04	0.57
1:E:699:DDE:CAC	1:E:699:DDE:NAD	2.60	0.57
1:A:290:ASN:HB3	1:A:292:LYS:HE2	1.86	0.57
1:E:374:PRO:O	1:E:404:THR:HG23	2.04	0.57
1:C:406:LYS:HB3	1:C:447:ASP:HB3	1.85	0.57
1:C:727:PRO:HG2	1:C:774:VAL:HB	1.85	0.57
1:C:811:PRO:HB3	1:C:820:LEU:HD22	1.85	0.57
1:E:729:PHE:CE2	1:E:774:VAL:HG22	2.40	0.57
1:A:288:ILE:HG23	1:A:319:LEU:HD23	1.85	0.57
2:B:530:LEU:HD23	2:B:604:PRO:HD3	1.87	0.57
1:C:183:GLU:O	1:C:187:VAL:HG23	2.04	0.57
1:C:703:GLY:HA2	2:D:493:ILE:CD1	2.34	0.57
2:D:528:GLU:OE2	2:D:534:PRO:HA	2.03	0.57
1:E:251:ASN:HB3	1:E:254:THR:OG1	2.05	0.57
1:E:644:ASN:HD22	1:E:684:VAL:H	1.52	0.57
1:A:374:PRO:O	1:A:404:THR:HG23	2.04	0.57
1:C:89:ILE:HG22	1:C:91:GLN:HG2	1.87	0.57
2:D:531:ILE:HG23	2:D:533:HIS:H	1.69	0.57
1:E:249:PHE:CD1	1:E:271:ARG:HA	2.40	0.57
1:A:459:ILE:HG21	1:A:463:LEU:HD12	1.87	0.57
1:E:37:ASP:O	1:E:41:GLN:HG3	2.05	0.57
1:E:728:VAL:HB	1:E:800:HIS:HD2	1.67	0.57
2:F:401:LEU:HD23	2:F:567:ILE:HG22	1.86	0.57
1:A:153:PRO:HD2	1:A:200:VAL:HG12	1.85	0.56
1:A:594:ASP:HB2	1:A:597:VAL:HG23	1.87	0.56
2:D:465:ILE:HD12	2:D:535:LEU:HD12	1.87	0.56
1:A:3:ALA:HA	1:A:46:ILE:O	2.03	0.56
1:A:490:GLN:HB3	1:A:531:ALA:HB2	1.86	0.56
1:E:226:ALA:O	1:E:230:ALA:HB2	2.05	0.56
1:E:338:ILE:HG23	1:E:342:LEU:HD12	1.86	0.56
1:A:82:SER:HB2	1:A:85:ASP:OD2	2.04	0.56
1:C:698:ILE:HD13	1:C:698:ILE:H	1.69	0.56
1:C:733:ILE:HG21	1:C:743:ILE:CD1	2.36	0.56
1:E:219:ALA:HB3	1:E:330:ALA:HA	1.86	0.56

Continued on next page...

Continued from previous page...

Atom-1	Atom-2	Interatomic distance (Å)	Clash overlap (Å)
1:E:222:ILE:HD13	1:E:245:TRP:HB2	1.87	0.56
1:E:391:LYS:CG	1:E:392:GLY:H	2.13	0.56
1:A:225:PHE:CE2	1:A:277:ILE:HG23	2.40	0.56
1:A:258:THR:HG22	1:A:259:ASN:N	2.20	0.56
1:A:485:VAL:O	1:A:487:PRO:HD3	2.06	0.56
1:E:17:THR:HB	1:E:92:LYS:O	2.05	0.56
1:E:237:LYS:HA	1:E:240:MET:CB	2.35	0.56
1:E:237:LYS:O	1:E:241:MET:HG2	2.06	0.56
1:E:607:ASN:HB3	1:E:610:ASP:OD2	2.05	0.56
2:F:487:PRO:HA	2:F:492:ARG:O	2.06	0.56
1:E:189:VAL:HG11	1:E:201:GLN:HA	1.87	0.56
2:F:530:LEU:HA	2:F:604:PRO:HG3	1.87	0.56
1:C:413:ILE:HD13	1:C:459:ILE:HG23	1.87	0.56
1:A:404:THR:HG22	1:A:449:PRO:HA	1.88	0.56
2:B:504:PRO:HD3	2:B:563:ARG:O	2.06	0.56
1:E:80:GLU:HA	1:E:96:ASN:O	2.05	0.56
1:E:185:VAL:O	1:E:189:VAL:HG23	2.05	0.56
1:A:565:GLU:O	1:A:681:MET:HA	2.06	0.56
1:C:132:ILE:H	1:C:132:ILE:CD1	2.18	0.56
1:E:524:GLU:HG3	1:E:669:TRP:CZ3	2.40	0.56
1:A:454:ILE:HG13	1:A:455:GLY:H	1.71	0.56
1:C:24:VAL:HG23	1:C:102:LEU:HD11	1.86	0.56
1:C:91:GLN:HE22	1:C:343:PRO:HA	1.70	0.56
1:C:501:LEU:C	1:C:501:LEU:HD23	2.26	0.56
1:E:120:ARG:HE	1:E:356:LEU:CD2	2.18	0.56
1:E:167:LEU:HD12	1:E:167:LEU:H	1.70	0.56
2:F:546:GLU:HG2	2:F:547:GLU:HG3	1.87	0.56
1:A:223:ARG:HH11	1:A:223:ARG:HG2	1.70	0.55
1:C:171:LYS:HE2	1:C:279:ASP:OD1	2.05	0.55
1:C:494:GLU:HG2	1:C:495:VAL:N	2.21	0.55
2:D:551:ARG:CG	2:D:551:ARG:NH1	2.61	0.55
1:E:204:PRO:HG3	1:E:209:VAL:HG11	1.88	0.55
1:A:196:VAL:HG12	1:A:196:VAL:O	2.06	0.55
1:A:493:VAL:HG12	1:A:554:LEU:HD22	1.89	0.55
1:C:140:GLU:HG3	1:C:188:ILE:HD11	1.84	0.55
1:E:482:LYS:HD3	1:E:797:VAL:HG11	1.88	0.55
1:A:129:VAL:HG13	1:A:134:GLY:O	2.07	0.55
1:A:216:HIS:HB2	1:A:218:TRP:CD1	2.42	0.55
1:C:216:HIS:HB2	1:C:218:TRP:CD1	2.41	0.55
1:C:585:ARG:HD2	1:C:692:THR:OG1	2.07	0.55
1:A:381:TYR:OH	1:A:481:MET:HG3	2.06	0.55

Continued on next page...

Continued from previous page...

Atom-1	Atom-2	Interatomic distance (Å)	Clash overlap (Å)
1:C:273:PHE:HA	1:C:277:ILE:HD13	1.88	0.55
2:F:519:ALA:O	2:F:520:ALA:HB2	2.06	0.55
2:B:537:LEU:O	2:B:538:ARG:HD3	2.06	0.55
1:C:169:VAL:CG2	1:C:173:ASP:HB2	2.37	0.55
1:A:405:VAL:HA	1:A:409:GLN:OE1	2.07	0.55
1:A:536:LEU:O	1:A:540:ILE:HG23	2.07	0.55
2:D:537:LEU:O	2:D:538:ARG:HD2	2.06	0.55
1:E:292:LYS:HD3	1:E:295:GLU:OE2	2.06	0.55
1:E:491:VAL:HG21	1:E:542:LEU:HD21	1.89	0.55
2:F:524:ALA:O	2:F:528:GLU:HG3	2.07	0.55
1:A:103:ILE:HD11	1:A:453:ILE:HG12	1.89	0.54
1:A:414:GLN:HB3	1:A:418:TYR:CD2	2.41	0.54
1:C:200:VAL:O	1:C:200:VAL:HG13	2.07	0.54
1:C:256:LYS:HA	1:C:256:LYS:CE	2.38	0.54
1:A:452:ASN:N	1:A:452:ASN:ND2	2.56	0.54
1:C:348:ALA:HA	1:C:351:TYR:CZ	2.41	0.54
1:C:659:ILE:HD13	1:C:693:LEU:HD21	1.88	0.54
1:E:72:SER:HA	1:E:439:GLY:O	2.07	0.54
1:E:429:LYS:HG3	1:E:462:PHE:CZ	2.42	0.54
1:A:338:ILE:HG23	1:A:342:LEU:HD12	1.89	0.54
1:A:391:LYS:HG2	1:A:392:GLY:N	2.19	0.54
1:C:542:LEU:CD1	1:C:556:ILE:HD11	2.28	0.54
1:C:545:LEU:HD12	1:C:549:HIS:HD2	1.70	0.54
1:C:760:ARG:HD3	1:C:763:THR:OG1	2.07	0.54
1:E:46:ILE:N	1:E:46:ILE:HD12	2.22	0.54
1:A:285:PHE:CE2	1:A:320:LEU:HD11	2.42	0.54
1:A:736:PRO:HB2	1:A:738:GLN:HG3	1.89	0.54
1:C:538:LEU:O	1:C:542:LEU:HG	2.06	0.54
1:E:381:TYR:HE2	1:E:481:MET:HE2	1.73	0.54
1:A:357:TYR:CE2	1:A:359:GLY:HA3	2.42	0.54
1:C:520:THR:HA	1:C:529:ILE:O	2.08	0.54
1:C:711:ARG:HD2	2:D:577:ASN:HD21	1.73	0.54
1:E:109:VAL:HG12	1:E:109:VAL:O	2.08	0.54
1:E:212:GLY:HA3	1:E:219:ALA:HA	1.89	0.54
2:D:470:TYR:CD2	3:D:701:TAD:H3D	2.42	0.54
1:E:432:GLN:HB2	1:E:457:VAL:O	2.07	0.54
1:E:647:ILE:HB	1:E:687:ASN:ND2	2.19	0.54
1:A:43:ALA:HB1	1:A:78:TYR:O	2.08	0.54
1:C:126:LEU:HD11	1:C:156:VAL:CG2	2.38	0.54
1:C:357:TYR:CD2	1:C:366:CYS:HB2	2.43	0.54
1:E:561:VAL:HG21	1:E:775:ASN:CB	2.38	0.54

Continued on next page...

Continued from previous page...

Atom-1	Atom-2	Interatomic distance (Å)	Clash overlap (Å)
1:A:466:THR:HG22	1:A:467:GLY:N	2.23	0.54
2:B:490:ARG:NH1	2:B:492:ARG:HG2	2.22	0.54
1:C:348:ALA:O	1:C:352:ARG:HB2	2.08	0.54
1:A:89:ILE:HG22	1:A:91:GLN:HG2	1.88	0.54
1:C:229:TYR:CZ	1:C:276:PHE:HB3	2.42	0.54
1:C:565:GLU:O	1:C:681:MET:HA	2.08	0.54
1:E:74:ALA:HA	1:E:102:LEU:O	2.07	0.54
1:E:644:ASN:HD22	1:E:684:VAL:HB	1.72	0.54
1:A:35:LEU:O	1:A:39:LEU:HD12	2.08	0.54
1:A:381:TYR:CD1	1:A:478:MET:HE3	2.44	0.54
1:A:388:THR:HG21	1:A:395:TYR:CD1	2.43	0.54
2:B:528:GLU:HG2	2:B:535:LEU:HG	1.89	0.54
1:C:693:LEU:HB3	1:C:700:ARG:HD2	1.89	0.54
1:E:360:PRO:HB2	1:E:363:ASP:HB2	1.90	0.54
1:E:584:ASN:HD21	1:E:694:HIS:H	1.55	0.54
1:A:579:SER:HB2	1:A:704:GLN:OE1	2.08	0.53
1:E:304:GLU:O	1:E:304:GLU:HG2	2.08	0.53
1:A:365:ASN:O	1:A:369:ILE:HG12	2.08	0.53
1:C:158:ASN:ND2	1:C:159:LYS:HG2	2.24	0.53
1:C:410:LYS:HG3	1:C:430:ALA:HB2	1.90	0.53
1:C:552:VAL:HG13	1:C:553:PRO:CD	2.37	0.53
1:E:142:VAL:O	1:E:145:GLN:HB2	2.08	0.53
1:A:321:LYS:NZ	1:A:325:ARG:HD3	2.23	0.53
1:C:43:ALA:HB1	1:C:78:TYR:O	2.08	0.53
1:E:369:ILE:HD12	1:E:401:PHE:HB3	1.90	0.53
1:A:117:ALA:HA	1:A:481:MET:SD	2.48	0.53
1:A:338:ILE:O	1:A:342:LEU:HB2	2.07	0.53
1:A:500:ASP:HB3	1:A:552:VAL:HG21	1.90	0.53
1:C:200:VAL:O	1:C:200:VAL:CG1	2.56	0.53
1:C:360:PRO:HB2	1:C:363:ASP:HB2	1.90	0.53
1:C:411:VAL:HG12	1:C:412:ARG:N	2.23	0.53
1:C:781:THR:HG22	1:C:785:ARG:HH21	1.73	0.53
1:E:108:HIS:HB2	1:E:111:PHE:CE2	2.44	0.53
1:E:831:GLU:OE1	1:E:831:GLU:N	2.39	0.53
1:A:103:ILE:HD12	1:A:122:THR:HG22	1.90	0.53
1:A:132:ILE:HD12	1:A:162:ARG:CD	2.39	0.53
2:B:467:ARG:HG3	2:B:558:TRP:CD1	2.44	0.53
1:C:211:PHE:O	1:C:219:ALA:HA	2.09	0.53
2:D:531:ILE:HD13	2:D:533:HIS:CE1	2.44	0.53
1:E:39:LEU:HD11	1:E:334:LEU:HD13	1.90	0.53
1:E:707:PRO:O	1:E:711:ARG:HG3	2.09	0.53

Continued on next page...

Continued from previous page...

Atom-1	Atom-2	Interatomic distance (Å)	Clash overlap (Å)
2:B:470:TYR:CD2	3:B:700:TAD:H3D	2.44	0.53
1:E:2:VAL:N	1:E:44:GLY:O	2.42	0.53
1:C:228:ARG:C	1:C:230:ALA:N	2.60	0.53
1:C:772:LEU:HD12	1:C:773:PRO:HD2	1.91	0.53
2:D:503:VAL:HG12	2:D:564:THR:HG22	1.91	0.53
1:E:10:ARG:HG3	1:E:10:ARG:NH1	2.23	0.53
1:E:385:MET:HG2	1:E:465:LYS:HA	1.91	0.53
2:F:426:HIS:NE2	2:F:594:ILE:HB	2.23	0.53
1:A:585:ARG:HB2	1:A:692:THR:OG1	2.08	0.53
1:A:2:VAL:HG22	1:A:3:ALA:N	2.23	0.52
2:D:518:LEU:O	2:D:520:ALA:N	2.41	0.52
1:A:226:ALA:HB2	1:A:241:MET:HB3	1.90	0.52
2:B:495:ASN:N	2:B:495:ASN:OD1	2.41	0.52
1:C:478:MET:O	1:C:479:LYS:C	2.47	0.52
1:E:129:VAL:HG12	1:E:130:ASP:N	2.24	0.52
1:E:739:ALA:HB2	1:E:791:GLN:OE1	2.10	0.52
1:A:478:MET:O	1:A:479:LYS:C	2.47	0.52
1:A:10:ARG:NH2	1:A:447:ASP:OD1	2.42	0.52
1:A:561:VAL:HG21	1:A:775:ASN:CA	2.39	0.52
1:C:126:LEU:HD11	1:C:156:VAL:HG21	1.92	0.52
1:E:200:VAL:HG22	1:E:200:VAL:O	2.10	0.52
1:E:485:VAL:HG22	1:E:485:VAL:O	2.09	0.52
2:F:440:HIS:HB2	2:F:471:ILE:HG22	1.92	0.52
1:C:155:VAL:HG21	1:C:185:VAL:HG11	1.91	0.52
1:E:490:GLN:HB3	1:E:531:ALA:HB2	1.91	0.52
1:E:495:VAL:HG13	1:E:504:LEU:HD22	1.90	0.52
1:A:110:ASP:C	1:A:112:SER:H	2.12	0.52
1:A:111:PHE:HB3	1:A:114:GLU:HG2	1.91	0.52
1:A:485:VAL:O	1:A:485:VAL:HG22	2.10	0.52
1:A:542:LEU:HD13	1:A:556:ILE:HG21	1.91	0.52
2:B:530:LEU:HA	2:B:604:PRO:HB3	1.91	0.52
1:C:160:VAL:HG23	1:C:212:GLY:O	2.09	0.52
1:C:240:MET:O	1:C:244:LEU:HG	2.10	0.52
1:C:522:MET:HA	1:C:527:GLU:O	2.10	0.52
1:C:581:ASN:ND2	1:C:699:DDE:O	2.42	0.52
1:E:75:ILE:HG22	1:E:77:LEU:HD12	1.91	0.52
1:E:152:LYS:CD	1:E:200:VAL:HG23	2.38	0.52
1:E:225:PHE:HZ	1:E:328:LEU:HD11	1.72	0.52
1:A:491:VAL:HG13	1:A:538:LEU:HD21	1.91	0.52
1:A:831:GLU:OE1	1:A:831:GLU:N	2.40	0.52
1:C:155:VAL:HG12	1:C:156:VAL:N	2.25	0.52

Continued on next page...

Continued from previous page...

Atom-1	Atom-2	Interatomic distance (Å)	Clash overlap (Å)
1:C:159:LYS:HB3	1:C:162:ARG:HD2	1.92	0.52
1:C:685:ARG:NE	1:C:687:ASN:HD21	2.07	0.52
1:C:729:PHE:O	1:C:771:TYR:HA	2.09	0.52
1:E:262:THR:CG2	1:E:266:GLY:HA2	2.40	0.52
1:E:749:LYS:O	1:E:750:LYS:HD2	2.09	0.52
1:C:27:HIS:HD2	1:C:29:ASP:H	1.57	0.52
1:A:391:LYS:CG	1:A:392:GLY:H	2.17	0.52
1:C:563:TYR:O	1:C:564:ARG:HD2	2.10	0.52
1:C:578:LYS:HA	1:C:584:ASN:O	2.09	0.52
2:D:488:ASP:OD1	2:D:489:ALA:N	2.43	0.52
2:D:529:ARG:HH22	2:D:603:GLN:NE2	2.08	0.52
2:D:531:ILE:CG2	2:D:533:HIS:H	2.23	0.52
1:E:792:ALA:O	1:E:794:PRO:HD3	2.09	0.52
1:A:149:GLU:HA	1:A:355:GLN:NE2	2.21	0.51
1:A:563:TYR:O	1:A:564:ARG:HD2	2.10	0.51
2:B:503:VAL:HG12	2:B:564:THR:HG22	1.92	0.51
1:C:192:TYR:HA	1:C:763:THR:HG21	1.92	0.51
1:C:221:THR:OG1	1:C:224:GLN:HG3	2.10	0.51
1:C:676:ILE:HD11	1:C:722:PRO:HB3	1.92	0.51
2:D:546:GLU:HG3	2:D:547:GLU:HG3	1.89	0.51
2:F:552:LEU:HD12	2:F:552:LEU:H	1.75	0.51
1:C:226:ALA:HB2	1:C:241:MET:HB3	1.92	0.51
1:C:277:ILE:N	1:C:277:ILE:HD12	2.25	0.51
2:F:426:HIS:CD2	2:F:594:ILE:HB	2.45	0.51
1:A:284:LEU:HD23	1:A:299:LEU:CD2	2.39	0.51
1:E:103:ILE:HD12	1:E:103:ILE:N	2.26	0.51
1:E:284:LEU:HD13	1:E:324:MET:CE	2.40	0.51
1:E:365:ASN:O	1:E:369:ILE:HG12	2.10	0.51
1:C:256:LYS:HE3	1:C:256:LYS:HA	1.91	0.51
1:C:273:PHE:O	1:C:277:ILE:HB	2.11	0.51
1:C:391:LYS:HG3	1:C:392:GLY:N	2.26	0.51
1:C:685:ARG:HG2	1:C:685:ARG:HH11	1.75	0.51
1:C:737:GLU:HG3	1:C:766:PHE:CE1	2.46	0.51
1:E:36:THR:O	1:E:40:VAL:HG23	2.10	0.51
1:E:39:LEU:HD23	1:E:335:LEU:HD23	1.91	0.51
1:E:74:ALA:O	1:E:439:GLY:HA2	2.10	0.51
2:F:537:LEU:C	2:F:538:ARG:HD2	2.31	0.51
1:A:129:VAL:HG13	1:A:134:GLY:C	2.30	0.51
1:A:836:GLN:HE21	1:A:836:GLN:N	1.98	0.51
2:B:457:ALA:HB2	2:B:558:TRP:CG	2.45	0.51
1:E:150:ARG:NH1	1:E:351:TYR:O	2.43	0.51

Continued on next page...

Continued from previous page...

Atom-1	Atom-2	Interatomic distance (Å)	Clash overlap (Å)
1:A:387:PRO:HG3	1:A:394:PHE:HE1	1.73	0.51
1:A:388:THR:HG21	1:A:395:TYR:CG	2.45	0.51
1:C:404:THR:HG22	1:C:449:PRO:CA	2.33	0.51
1:C:759:GLN:CG	1:C:760:ARG:N	2.62	0.51
1:E:75:ILE:HG22	1:E:77:LEU:CD1	2.41	0.51
1:E:414:GLN:HB3	1:E:418:TYR:CD2	2.44	0.51
1:E:685:ARG:HE	1:E:687:ASN:ND2	2.01	0.51
1:A:32:LYS:HZ1	1:A:105:SER:HB2	1.75	0.51
1:A:230:ALA:O	1:A:235:VAL:HG22	2.10	0.51
1:A:510:ARG:HG3	1:A:510:ARG:HH11	1.76	0.51
1:A:571:SER:HB2	1:A:589:LYS:HG3	1.91	0.51
2:B:470:TYR:CE2	3:B:700:TAD:H3D	2.46	0.51
1:C:189:VAL:HG13	1:C:200:VAL:HG12	1.91	0.51
1:C:831:GLU:OE1	1:C:831:GLU:N	2.44	0.51
1:E:731:VAL:HG23	1:E:796:MET:HB3	1.92	0.51
1:A:125:ALA:HB2	1:A:151:ILE:HG21	1.92	0.51
1:A:584:ASN:ND2	1:A:694:HIS:H	2.09	0.51
1:C:109:VAL:CG2	1:C:138:GLN:HG3	2.41	0.51
2:F:467:ARG:NH2	2:F:536:PRO:HG3	2.24	0.51
1:A:124:GLY:HA3	1:A:342:LEU:HD22	1.92	0.51
1:A:164:LEU:HD12	1:A:285:PHE:CE1	2.46	0.51
1:A:454:ILE:HG13	1:A:455:GLY:N	2.25	0.51
1:E:211:PHE:N	1:E:211:PHE:CD2	2.79	0.51
1:E:520:THR:HA	1:E:529:ILE:O	2.10	0.51
1:A:126:LEU:HD11	1:A:156:VAL:HG21	1.92	0.50
1:A:348:ALA:HA	1:A:351:TYR:CZ	2.47	0.50
1:E:77:LEU:CB	1:E:100:ILE:HB	2.40	0.50
1:A:306:VAL:HG23	1:A:306:VAL:O	2.11	0.50
1:C:369:ILE:HD12	1:C:401:PHE:HB3	1.94	0.50
1:E:186:ASN:CB	1:E:201:GLN:HE21	2.25	0.50
1:E:244:LEU:O	1:E:273:PHE:HB2	2.11	0.50
1:E:285:PHE:CD2	1:E:320:LEU:HD11	2.46	0.50
1:E:536:LEU:CG	1:E:540:ILE:HD11	2.36	0.50
1:E:585:ARG:HD2	1:E:692:THR:OG1	2.11	0.50
2:F:464:ALA:O	2:F:467:ARG:HB3	2.12	0.50
1:A:161:ASP:OD1	1:A:213:SER:HB2	2.12	0.50
1:A:369:ILE:HD12	1:A:401:PHE:HB3	1.93	0.50
1:A:784:LEU:HD23	1:A:794:PRO:CG	2.32	0.50
2:B:458:ARG:O	2:B:459:SER:HB2	2.11	0.50
2:D:447:ALA:HA	2:D:499:LEU:HD21	1.94	0.50
1:E:773:PRO:HB2	1:E:776:GLU:HB2	1.93	0.50

Continued on next page...

Continued from previous page...

Atom-1	Atom-2	Interatomic distance (Å)	Clash overlap (Å)
2:F:522:GLU:HG2	2:F:523:ALA:N	2.26	0.50
1:C:27:HIS:CD2	1:C:29:ASP:H	2.29	0.50
1:C:32:LYS:NZ	1:C:105:SER:HB2	2.27	0.50
1:C:524:GLU:OE2	2:D:490:ARG:NH2	2.43	0.50
1:E:278:LEU:O	1:E:282:PHE:HB2	2.10	0.50
1:A:16:VAL:CG1	1:A:345:PRO:HB2	2.41	0.50
1:A:380:LEU:HD23	1:A:381:TYR:N	2.27	0.50
1:C:520:THR:HG22	1:C:530:VAL:HG22	1.93	0.50
1:E:478:MET:O	1:E:480:VAL:N	2.45	0.50
2:F:520:ALA:CB	2:F:522:GLU:OE2	2.60	0.50
1:A:392:GLY:HA3	1:A:513:LYS:HD3	1.93	0.50
1:C:306:VAL:HG23	1:C:306:VAL:O	2.11	0.50
1:E:152:LYS:HZ2	1:E:153:PRO:HD2	1.76	0.50
1:A:70:ILE:HG22	1:A:388:THR:HG22	1.93	0.50
1:A:309:GLY:H	1:A:312:LYS:NZ	2.09	0.50
1:A:677:PHE:N	1:A:677:PHE:CD2	2.80	0.50
2:B:450:ILE:HG23	2:B:455:VAL:HG22	1.94	0.50
1:C:244:LEU:HD22	1:C:277:ILE:CD1	2.41	0.50
1:C:284:LEU:HD11	1:C:303:LEU:CD1	2.41	0.50
2:F:429:LEU:HD13	2:F:502:TYR:CD2	2.46	0.50
2:F:445:GLU:OE1	2:F:494:ARG:NH2	2.42	0.50
2:F:518:LEU:O	2:F:519:ALA:C	2.50	0.50
1:A:132:ILE:HD11	1:A:162:ARG:HG2	1.93	0.50
1:C:432:GLN:HB2	1:C:457:VAL:O	2.12	0.50
1:C:454:ILE:HG13	1:C:455:GLY:N	2.25	0.50
2:F:473:GLY:HA3	2:F:597:LEU:HD11	1.92	0.50
1:A:155:VAL:CG1	1:A:156:VAL:N	2.75	0.50
1:A:411:VAL:HG12	1:A:412:ARG:N	2.26	0.50
1:C:388:THR:HG21	1:C:395:TYR:CG	2.47	0.50
1:C:436:LEU:HD23	1:C:454:ILE:CD1	2.42	0.50
1:E:25:ILE:HG22	1:E:139:THR:HG23	1.93	0.50
1:E:581:ASN:O	1:E:582:LYS:HB2	2.12	0.50
1:E:750:LYS:O	1:E:751:ARG:HB2	2.12	0.50
2:F:520:ALA:HB3	2:F:522:GLU:OE2	2.12	0.50
1:A:507:GLY:O	1:A:510:ARG:HB3	2.11	0.49
1:A:675:PRO:HD3	1:A:714:TYR:CD1	2.47	0.49
1:C:750:LYS:O	1:C:751:ARG:HB2	2.12	0.49
1:E:760:ARG:HD3	1:E:763:THR:OG1	2.12	0.49
1:A:727:PRO:HG2	1:A:774:VAL:HB	1.93	0.49
1:A:758:GLU:HG2	1:A:759:GLN:N	2.27	0.49
2:B:465:ILE:HD12	2:B:535:LEU:HD12	1.94	0.49

Continued on next page...

Continued from previous page...

Atom-1	Atom-2	Interatomic distance (Å)	Clash overlap (Å)
1:C:183:GLU:OE1	1:C:183:GLU:HA	2.10	0.49
1:E:611:ASP:OD2	1:E:613:LYS:HB2	2.12	0.49
1:A:24:VAL:HG23	1:A:102:LEU:HD11	1.94	0.49
1:A:628:THR:HG21	2:F:403:ASP:HB3	1.94	0.49
1:C:395:TYR:CE1	1:C:457:VAL:HG13	2.47	0.49
1:C:466:THR:HG22	1:C:467:GLY:N	2.28	0.49
1:C:589:LYS:HD2	1:C:689:LEU:HD11	1.94	0.49
1:C:644:ASN:ND2	1:C:684:VAL:H	2.09	0.49
1:C:749:LYS:O	1:C:750:LYS:HD2	2.12	0.49
2:D:528:GLU:HA	2:D:531:ILE:HG22	1.95	0.49
1:E:132:ILE:HD13	1:E:162:ARG:HD3	1.94	0.49
1:E:388:THR:HG21	1:E:395:TYR:CD1	2.48	0.49
1:E:406:LYS:HB3	1:E:447:ASP:HB3	1.93	0.49
1:E:536:LEU:O	1:E:539:GLU:N	2.45	0.49
1:A:589:LYS:HE3	1:A:689:LEU:CD1	2.41	0.49
1:A:760:ARG:HD3	1:A:763:THR:OG1	2.13	0.49
2:B:403:ASP:HA	1:C:628:THR:HG21	1.93	0.49
2:B:505:ARG:HG2	2:B:508:LEU:HD12	1.95	0.49
1:C:76:SER:O	1:C:77:LEU:HD12	2.12	0.49
1:C:208:THR:HG22	1:C:341:HIS:CG	2.47	0.49
1:C:588:LEU:HD22	1:C:686:VAL:HG13	1.94	0.49
1:C:742:GLY:O	1:C:745:SER:HB3	2.12	0.49
1:E:694:HIS:CE1	1:E:699:DDE:HD2	2.47	0.49
1:A:39:LEU:HB3	1:A:77:LEU:HD21	1.94	0.49
1:A:432:GLN:O	1:A:433:ARG:HD3	2.12	0.49
1:C:354:GLU:OE2	1:C:361:ALA:HB1	2.12	0.49
1:C:433:ARG:HB3	1:C:457:VAL:HB	1.93	0.49
1:C:588:LEU:C	1:C:588:LEU:CD1	2.80	0.49
1:E:353:ALA:HB3	1:E:370:LYS:HG3	1.94	0.49
2:F:423:LEU:HD11	2:F:590:LYS:HD3	1.92	0.49
2:F:552:LEU:N	2:F:552:LEU:CD1	2.75	0.49
1:C:588:LEU:HD22	1:C:686:VAL:CG1	2.42	0.49
2:D:552:LEU:N	2:D:552:LEU:CD1	2.74	0.49
1:A:273:PHE:CD1	1:A:277:ILE:HD12	2.47	0.49
1:A:354:GLU:HG3	1:A:370:LYS:HE2	1.94	0.49
1:C:836:GLN:HE21	1:C:836:GLN:N	1.99	0.49
1:E:9:MET:O	1:E:12:LEU:HB3	2.13	0.49
1:A:563:TYR:O	1:A:564:ARG:CD	2.61	0.49
1:A:742:GLY:O	1:A:746:VAL:HG23	2.13	0.49
2:D:470:TYR:CE2	3:D:701:TAD:H3D	2.47	0.49
2:D:518:LEU:H	2:D:518:LEU:CD2	2.25	0.49

Continued on next page...

Continued from previous page...

Atom-1	Atom-2	Interatomic distance (Å)	Clash overlap (Å)
1:E:236:ASP:OD1	1:E:238:ALA:HB3	2.12	0.49
1:E:493:VAL:HG22	1:E:556:ILE:CD1	2.43	0.49
1:E:666:ALA:CB	1:E:709:MET:HB3	2.43	0.49
1:A:77:LEU:HB2	1:A:100:ILE:HB	1.93	0.49
1:E:109:VAL:CG2	1:E:138:GLN:HG3	2.41	0.49
2:F:489:ALA:C	2:F:490:ARG:HG3	2.32	0.49
1:A:45:ILE:HB	1:A:76:SER:OG	2.13	0.48
1:A:228:ARG:HH12	1:A:327:PHE:HE1	1.60	0.48
1:A:464:LEU:CD2	1:A:483:PHE:HE1	2.23	0.48
1:A:490:GLN:HB3	1:A:531:ALA:CB	2.42	0.48
1:E:68:ILE:HG21	1:E:395:TYR:OH	2.13	0.48
1:E:108:HIS:O	1:E:111:PHE:HD2	1.96	0.48
1:E:733:ILE:HG21	1:E:743:ILE:HD11	1.95	0.48
2:F:429:LEU:HD13	2:F:502:TYR:CG	2.48	0.48
1:A:322:VAL:HG22	1:A:325:ARG:NH2	2.24	0.48
1:A:677:PHE:N	1:A:677:PHE:HD2	2.11	0.48
1:A:685:ARG:HE	1:A:687:ASN:HD21	1.60	0.48
1:C:120:ARG:NH1	1:C:479:LYS:HG3	2.28	0.48
1:C:429:LYS:HG3	1:C:462:PHE:CZ	2.48	0.48
2:D:417:TRP:CE2	2:D:568:PRO:HB2	2.48	0.48
2:D:461:ASP:OD1	2:D:463:ASP:HB2	2.13	0.48
1:E:240:MET:O	1:E:244:LEU:HG	2.13	0.48
1:E:399:ARG:HD3	1:E:401:PHE:CZ	2.48	0.48
1:E:538:LEU:O	1:E:542:LEU:HG	2.14	0.48
1:E:588:LEU:C	1:E:588:LEU:CD1	2.80	0.48
1:A:72:SER:HA	1:A:439:GLY:O	2.13	0.48
1:A:147:LEU:HD11	1:A:189:VAL:HA	1.94	0.48
1:C:390:ASP:O	1:C:391:LYS:HB3	2.13	0.48
2:D:551:ARG:NH1	2:D:551:ARG:HG3	2.28	0.48
1:E:179:ALA:O	1:E:183:GLU:HG3	2.11	0.48
1:E:284:LEU:HD13	1:E:324:MET:HE1	1.96	0.48
2:F:419:VAL:HG11	2:F:590:LYS:HB2	1.94	0.48
1:A:223:ARG:HG2	1:A:223:ARG:NH1	2.28	0.48
1:A:501:LEU:C	1:A:501:LEU:HD23	2.33	0.48
1:A:759:GLN:HB2	1:A:766:PHE:CE2	2.48	0.48
2:B:486:GLU:CG	2:B:487:PRO:HD2	2.43	0.48
1:E:23:SER:O	1:E:125:ALA:HA	2.14	0.48
1:E:89:ILE:C	1:E:91:GLN:H	2.16	0.48
1:C:501:LEU:HB3	1:C:502:PRO:HD3	1.94	0.48
1:E:251:ASN:ND2	1:E:269:LEU:HD21	2.28	0.48
1:A:186:ASN:HB3	1:A:201:GLN:NE2	2.20	0.48

Continued on next page...

Continued from previous page...

Atom-1	Atom-2	Interatomic distance (Å)	Clash overlap (Å)
1:A:258:THR:HG22	1:A:259:ASN:H	1.78	0.48
1:C:129:VAL:HG13	1:C:134:GLY:C	2.34	0.48
1:C:237:LYS:HA	1:C:240:MET:CB	2.43	0.48
1:C:644:ASN:HD22	1:C:684:VAL:H	1.61	0.48
2:D:561:ALA:O	2:D:564:THR:HG23	2.14	0.48
1:E:174:LEU:O	1:E:177:THR:HB	2.12	0.48
2:F:471:ILE:HG21	2:F:501:VAL:HG21	1.96	0.48
1:A:627:VAL:O	1:A:631:ARG:HG3	2.12	0.48
1:C:10:ARG:CZ	1:C:449:PRO:HD3	2.44	0.48
1:C:129:VAL:HG13	1:C:134:GLY:O	2.13	0.48
1:E:126:LEU:HD11	1:E:156:VAL:HG21	1.96	0.48
1:E:225:PHE:CD2	1:E:277:ILE:HD12	2.49	0.48
1:E:306:VAL:HG23	1:E:306:VAL:O	2.14	0.48
1:E:653:VAL:HG11	1:E:691:VAL:HB	1.96	0.48
1:A:161:ASP:OD1	1:A:161:ASP:N	2.47	0.48
1:C:164:LEU:HD12	1:C:285:PHE:CD1	2.48	0.48
1:C:490:GLN:HB3	1:C:531:ALA:HB2	1.96	0.48
1:C:698:ILE:N	1:C:698:ILE:CD1	2.75	0.48
1:E:145:GLN:NE2	1:E:793:PHE:CZ	2.81	0.48
1:E:225:PHE:CZ	1:E:328:LEU:HD21	2.49	0.48
1:E:348:ALA:O	1:E:352:ARG:HB2	2.14	0.48
1:E:454:ILE:HG13	1:E:455:GLY:N	2.28	0.48
1:A:26:ALA:HB3	1:A:32:LYS:HB2	1.96	0.48
1:A:488:VAL:HG23	1:A:489:VAL:HG22	1.96	0.48
1:C:26:ALA:CB	1:C:128:VAL:HB	2.43	0.48
1:C:581:ASN:O	1:C:582:LYS:CB	2.62	0.48
1:C:591:GLU:O	1:C:685:ARG:HB3	2.13	0.48
1:C:601:ILE:HG12	1:C:606:ILE:HB	1.96	0.48
1:C:694:HIS:CD2	1:C:695:ALA:N	2.82	0.48
1:A:258:THR:CG2	1:A:260:LYS:HG2	2.43	0.48
1:A:659:ILE:HD13	1:A:693:LEU:HD21	1.96	0.48
1:C:644:ASN:HD22	1:C:684:VAL:HB	1.79	0.48
1:C:698:ILE:H	1:C:698:ILE:CD1	2.22	0.48
1:A:103:ILE:HD13	1:A:121:VAL:CG2	2.44	0.47
1:A:262:THR:HA	1:A:267:LYS:O	2.14	0.47
1:C:507:GLY:O	1:C:510:ARG:HB2	2.14	0.47
2:D:422:LEU:O	2:D:422:LEU:HD22	2.14	0.47
1:E:210:ALA:HB2	1:E:221:THR:HG22	1.95	0.47
1:E:324:MET:HE2	1:E:324:MET:HA	1.95	0.47
1:E:754:VAL:HA	1:E:770:ALA:CB	2.42	0.47
1:A:109:VAL:CG2	1:A:138:GLN:CG	2.87	0.47

Continued on next page...

Continued from previous page...

Atom-1	Atom-2	Interatomic distance (Å)	Clash overlap (Å)
1:A:380:LEU:HD13	1:A:456:LEU:HD11	1.94	0.47
1:A:466:THR:CG2	1:A:467:GLY:N	2.77	0.47
1:E:739:ALA:HB1	1:E:788:THR:HB	1.96	0.47
2:B:508:LEU:N	2:B:509:PRO:CD	2.77	0.47
1:C:331:ALA:O	1:C:335:LEU:HG	2.14	0.47
1:E:225:PHE:CE1	1:E:228:ARG:NH1	2.82	0.47
1:E:281:ILE:HG12	1:E:327:PHE:CE2	2.40	0.47
1:E:510:ARG:NH1	1:E:549:HIS:ND1	2.60	0.47
1:A:411:VAL:HG11	1:A:469:LEU:HB3	1.97	0.47
1:A:512:SER:HA	1:A:518:VAL:CG1	2.44	0.47
1:A:606:ILE:HD12	1:A:619:MET:HG3	1.96	0.47
1:C:820:LEU:HD12	1:C:824:LYS:HD2	1.97	0.47
1:E:46:ILE:HD12	1:E:46:ILE:H	1.77	0.47
1:A:363:ASP:O	1:A:367:ILE:HG12	2.14	0.47
1:E:304:GLU:O	1:E:304:GLU:CG	2.62	0.47
1:E:759:GLN:HB2	1:E:766:PHE:CE2	2.49	0.47
1:A:156:VAL:HG21	1:A:334:LEU:HD22	1.96	0.47
1:A:510:ARG:O	1:A:513:LYS:HB2	2.14	0.47
1:C:148:GLY:HA2	1:C:760:ARG:NH2	2.28	0.47
1:E:71:LYS:O	1:E:386:VAL:HG21	2.14	0.47
1:E:606:ILE:HD12	1:E:619:MET:HG2	1.95	0.47
2:F:401:LEU:O	2:F:421:ARG:NE	2.48	0.47
1:A:336:GLU:HG2	1:A:340:LEU:HD12	1.97	0.47
1:A:561:VAL:HG21	1:A:775:ASN:CB	2.45	0.47
1:A:719:LEU:HD21	1:A:835:TRP:CD2	2.50	0.47
1:C:258:THR:HG22	1:C:259:ASN:N	2.30	0.47
1:C:327:PHE:CD2	1:C:328:LEU:HG	2.50	0.47
1:C:638:PRO:HB3	1:C:672:LYS:HD3	1.97	0.47
1:E:68:ILE:HD12	1:E:390:ASP:CB	2.28	0.47
1:E:86:VAL:HG21	1:E:96:ASN:OD1	2.14	0.47
1:E:109:VAL:HG23	1:E:138:GLN:CD	2.34	0.47
1:E:162:ARG:O	1:E:166:GLU:HB2	2.15	0.47
1:A:103:ILE:CD1	1:A:121:VAL:HG23	2.45	0.47
1:A:627:VAL:CG1	2:F:405:GLY:HA2	2.44	0.47
1:C:228:ARG:O	1:C:230:ALA:N	2.48	0.47
1:E:22:MET:HA	1:E:122:THR:HB	1.97	0.47
1:A:39:LEU:HD12	1:A:39:LEU:H	1.80	0.47
1:A:597:VAL:O	1:A:601:ILE:HG13	2.15	0.47
1:C:103:ILE:HD13	1:C:121:VAL:CG2	2.44	0.47
1:C:606:ILE:HD12	1:C:619:MET:CG	2.45	0.47
2:D:484:ASP:OD2	2:D:494:ARG:HG2	2.14	0.47

Continued on next page...

Continued from previous page...

Atom-1	Atom-2	Interatomic distance (Å)	Clash overlap (Å)
2:D:484:ASP:OD2	2:D:494:ARG:N	2.48	0.47
2:D:527:VAL:CG2	2:D:542:ILE:HD13	2.40	0.47
1:E:397:PHE:HD1	1:E:437:MET:HG3	1.79	0.47
1:A:522:MET:CE	1:A:526:GLY:O	2.63	0.47
1:A:729:PHE:CZ	1:A:774:VAL:HG22	2.49	0.47
1:A:736:PRO:O	1:A:737:GLU:C	2.53	0.47
1:A:740:VAL:HG21	1:A:766:PHE:CD1	2.49	0.47
1:E:106:PRO:HG2	1:E:115:VAL:HG22	1.97	0.47
1:E:395:TYR:CE1	1:E:457:VAL:HG13	2.50	0.47
1:A:221:THR:OG1	1:A:224:GLN:HG3	2.15	0.46
1:C:495:VAL:HG11	1:C:501:LEU:CD1	2.44	0.46
1:C:634:TRP:O	1:C:635:CYS:HB3	2.15	0.46
1:E:70:ILE:HG22	1:E:388:THR:HG22	1.95	0.46
1:E:677:PHE:CD2	1:E:677:PHE:N	2.83	0.46
1:A:91:GLN:O	1:A:93:THR:HG23	2.15	0.46
1:A:759:GLN:HB2	1:A:766:PHE:CD2	2.50	0.46
2:B:473:GLY:CA	2:B:597:LEU:HD11	2.37	0.46
1:C:647:ILE:HG13	1:C:685:ARG:NE	2.29	0.46
1:E:110:ASP:HB3	1:E:536:LEU:HD22	1.97	0.46
1:E:685:ARG:NE	1:E:687:ASN:HD21	2.02	0.46
1:A:459:ILE:HG22	1:A:459:ILE:O	2.16	0.46
1:A:785:ARG:HG2	1:A:785:ARG:HH11	1.80	0.46
1:C:406:LYS:HB3	1:C:447:ASP:CB	2.46	0.46
1:C:654:GLN:HG2	1:C:655:TYR:CD2	2.51	0.46
1:E:239:LYS:HE2	1:E:243:ARG:CZ	2.45	0.46
1:A:120:ARG:NH1	1:A:479:LYS:HG3	2.31	0.46
1:A:140:GLU:HG3	1:A:188:ILE:HD11	1.98	0.46
1:A:619:MET:O	1:A:625:TRP:HB2	2.15	0.46
1:C:304:GLU:O	1:C:304:GLU:HG2	2.14	0.46
1:C:759:GLN:HG3	1:C:766:PHE:CD2	2.50	0.46
2:D:451:VAL:HG12	2:D:451:VAL:O	2.15	0.46
1:E:588:LEU:HD12	1:E:588:LEU:O	2.14	0.46
1:E:626:ASP:O	1:E:628:THR:N	2.49	0.46
2:F:490:ARG:C	2:F:492:ARG:H	2.16	0.46
1:A:495:VAL:HA	1:A:554:LEU:HD23	1.97	0.46
1:C:167:LEU:N	1:C:167:LEU:HD12	2.29	0.46
1:C:729:PHE:HB2	1:C:772:LEU:O	2.16	0.46
1:E:305:ILE:CD1	1:E:327:PHE:HB2	2.46	0.46
1:E:626:ASP:C	1:E:628:THR:N	2.68	0.46
1:E:740:VAL:HG21	1:E:766:PHE:CD1	2.50	0.46
1:A:26:ALA:CB	1:A:128:VAL:HB	2.45	0.46

Continued on next page...

Continued from previous page...

Atom-1	Atom-2	Interatomic distance (Å)	Clash overlap (Å)
1:A:759:GLN:CD	1:A:766:PHE:HE2	2.18	0.46
1:C:391:LYS:CD	1:C:392:GLY:N	2.74	0.46
1:C:391:LYS:C	1:C:393:ARG:H	2.19	0.46
1:C:404:THR:CG2	1:C:449:PRO:HA	2.33	0.46
1:E:619:MET:O	1:E:625:TRP:HB2	2.16	0.46
1:A:164:LEU:HD12	1:A:285:PHE:CD1	2.50	0.46
1:A:565:GLU:CD	1:A:676:ILE:HB	2.36	0.46
1:A:581:ASN:O	1:A:582:LYS:HB2	2.16	0.46
1:A:609:ARG:H	1:A:609:ARG:HG2	1.54	0.46
1:E:535:GLU:CD	1:E:778:PHE:HD1	2.19	0.46
2:F:465:ILE:HD12	2:F:535:LEU:HD12	1.98	0.46
1:A:392:GLY:HA3	1:A:513:LYS:CD	2.46	0.46
1:A:581:ASN:OD1	1:A:704:GLN:CD	2.54	0.46
1:C:70:ILE:O	1:C:440:ARG:HG3	2.15	0.46
1:C:89:ILE:CG2	1:C:91:GLN:HG2	2.45	0.46
1:C:154:VAL:HG12	1:C:154:VAL:O	2.16	0.46
1:C:759:GLN:HG3	1:C:766:PHE:HD2	1.81	0.46
1:E:143:LEU:O	1:E:144:ARG:C	2.54	0.46
1:E:172:GLU:OE2	1:E:176:GLN:NE2	2.48	0.46
1:E:307:LEU:HB2	1:E:312:LYS:HD3	1.97	0.46
1:E:711:ARG:HD2	2:F:577:ASN:HD21	1.81	0.46
1:A:348:ALA:O	1:A:352:ARG:HB2	2.16	0.46
1:A:391:LYS:HE2	1:A:393:ARG:CD	2.45	0.46
2:B:471:ILE:HG13	2:B:554:THR:HB	1.98	0.46
1:C:129:VAL:HG12	1:C:130:ASP:N	2.31	0.46
1:C:522:MET:HG2	1:C:528:HIS:CE1	2.51	0.46
1:C:685:ARG:HG2	1:C:685:ARG:NH1	2.31	0.46
1:E:186:ASN:HB2	1:E:201:GLN:HE21	1.81	0.46
1:A:493:VAL:HG11	1:A:554:LEU:HD13	1.98	0.46
1:A:581:ASN:O	1:A:582:LYS:CB	2.64	0.46
1:A:731:VAL:HB	1:A:796:MET:HB3	1.98	0.46
2:B:403:ASP:HB2	1:C:628:THR:OG1	2.16	0.46
2:B:518:LEU:HD13	2:B:518:LEU:N	2.31	0.46
1:C:397:PHE:HD1	1:C:437:MET:HG3	1.81	0.46
1:C:576:LEU:HD13	1:C:587:TYR:CE1	2.51	0.46
1:E:186:ASN:OD1	1:E:186:ASN:C	2.54	0.46
1:A:409:GLN:HG2	1:A:411:VAL:HG23	1.98	0.45
1:A:730:LEU:C	1:A:730:LEU:HD22	2.37	0.45
2:B:522:GLU:CD	2:B:522:GLU:H	2.18	0.45
1:C:296:ILE:N	1:C:297:PRO:HD2	2.32	0.45
1:C:528:HIS:C	1:C:529:ILE:HD13	2.37	0.45

Continued on next page...

Continued from previous page...

Atom-1	Atom-2	Interatomic distance (Å)	Clash overlap (Å)
1:C:588:LEU:HD12	1:C:588:LEU:O	2.16	0.45
2:D:410:SER:HB3	2:D:413:GLY:O	2.16	0.45
2:D:518:LEU:HD22	2:D:518:LEU:N	2.31	0.45
1:E:129:VAL:HG12	1:E:130:ASP:H	1.82	0.45
1:E:581:ASN:ND2	1:E:704:GLN:OE1	2.50	0.45
2:F:422:LEU:HD13	2:F:594:ILE:HD11	1.98	0.45
1:A:235:VAL:CG2	1:A:240:MET:HB2	2.44	0.45
1:A:371:ASN:O	1:A:372:CYS:C	2.54	0.45
1:C:117:ALA:HA	1:C:481:MET:SD	2.55	0.45
1:C:411:VAL:CG1	1:C:412:ARG:N	2.79	0.45
1:C:484:SER:HB3	1:C:797:VAL:HG23	1.94	0.45
1:E:4:PHE:HA	1:E:8:GLN:OE1	2.16	0.45
2:F:417:TRP:CE2	2:F:568:PRO:HB2	2.50	0.45
1:A:249:PHE:N	1:A:249:PHE:CD2	2.84	0.45
1:A:540:ILE:HG13	1:A:541:CYS:N	2.31	0.45
1:C:381:TYR:O	1:C:398:GLY:HA3	2.17	0.45
1:E:39:LEU:HB3	1:E:77:LEU:HD21	1.99	0.45
1:E:68:ILE:HG23	1:E:390:ASP:HB2	1.98	0.45
1:E:358:GLU:HG2	1:E:479:LYS:HD2	1.98	0.45
1:E:836:GLN:HE21	1:E:836:GLN:N	2.10	0.45
1:A:479:LYS:HD2	1:A:479:LYS:HA	1.82	0.45
1:A:653:VAL:HG11	1:A:691:VAL:HB	1.98	0.45
1:A:703:GLY:HA2	2:B:493:ILE:HD12	1.99	0.45
2:B:482:ALA:O	2:B:496:GLY:N	2.48	0.45
1:C:589:LYS:HG3	1:C:689:LEU:HD11	1.97	0.45
1:C:615:ARG:HG2	1:C:619:MET:CE	2.46	0.45
2:D:429:LEU:HD21	2:D:565:VAL:HG11	1.98	0.45
1:E:167:LEU:HD12	1:E:167:LEU:N	2.31	0.45
2:F:500:ARG:O	2:F:566:VAL:HG13	2.17	0.45
1:A:108:HIS:CD2	1:A:109:VAL:H	2.35	0.45
1:A:675:PRO:HD3	1:A:714:TYR:CE1	2.52	0.45
2:B:490:ARG:HH12	2:B:492:ARG:HG2	1.81	0.45
2:B:538:ARG:HD2	2:B:538:ARG:HA	1.69	0.45
1:C:391:LYS:HD2	1:C:392:GLY:N	2.17	0.45
1:C:655:TYR:O	1:C:656:LEU:C	2.54	0.45
1:E:208:THR:HG22	1:E:341:HIS:CG	2.52	0.45
1:A:219:ALA:HB3	1:A:330:ALA:HA	1.99	0.45
2:B:433:GLY:O	2:B:505:ARG:HB2	2.16	0.45
1:E:181:THR:O	1:E:185:VAL:HG23	2.16	0.45
1:E:189:VAL:O	1:E:193:ALA:HB2	2.16	0.45
1:E:284:LEU:CD1	1:E:324:MET:HE1	2.46	0.45

Continued on next page...

Continued from previous page...

Atom-1	Atom-2	Interatomic distance (Å)	Clash overlap (Å)
1:E:461:GLN:NE2	1:E:462:PHE:CE2	2.84	0.45
1:E:578:LYS:HG2	1:E:840:ASP:OD2	2.16	0.45
2:F:488:ASP:CG	2:F:489:ALA:H	2.19	0.45
1:A:2:VAL:CG2	1:A:3:ALA:N	2.80	0.45
1:C:175:TYR:HD1	1:C:273:PHE:CD2	2.34	0.45
1:C:338:ILE:HG23	1:C:342:LEU:HD12	1.98	0.45
1:E:6:VAL:O	1:E:10:ARG:HB3	2.16	0.45
1:A:357:TYR:C	1:A:359:GLY:H	2.20	0.45
2:B:547:GLU:O	2:B:548:GLU:C	2.55	0.45
1:C:494:GLU:HB3	1:C:555:LYS:HG2	1.99	0.45
2:D:446:ALA:O	2:D:450:ILE:HD12	2.17	0.45
1:E:120:ARG:CZ	1:E:479:LYS:HB3	2.46	0.45
1:E:182:VAL:HG12	1:E:182:VAL:O	2.17	0.45
1:E:536:LEU:O	1:E:540:ILE:HD12	2.17	0.45
1:A:510:ARG:HH11	1:A:510:ARG:CG	2.30	0.45
1:A:710:ARG:HH11	1:A:710:ARG:CG	2.15	0.45
2:B:488:ASP:OD1	2:B:488:ASP:C	2.55	0.45
2:B:558:TRP:O	2:B:562:GLU:HG3	2.17	0.45
1:C:89:ILE:HG21	1:C:93:THR:HG21	1.99	0.45
1:C:611:ASP:O	1:C:612:PHE:C	2.55	0.45
1:E:349:GLN:O	1:E:370:LYS:HA	2.17	0.45
1:A:760:ARG:NH1	1:A:763:THR:HG21	2.32	0.45
1:C:70:ILE:HD13	1:C:442:VAL:HG12	1.98	0.45
1:C:73:THR:O	1:C:73:THR:HG22	2.17	0.45
1:C:85:ASP:OD1	1:C:223:ARG:NH2	2.49	0.45
1:C:158:ASN:CG	1:C:159:LYS:H	2.20	0.45
1:C:633:ILE:HG12	1:C:647:ILE:CD1	2.46	0.45
1:E:356:LEU:HA	1:E:479:LYS:CG	2.47	0.45
1:E:411:VAL:HG12	1:E:412:ARG:N	2.31	0.45
1:A:546:GLU:O	1:A:551:GLY:HA2	2.18	0.44
1:C:2:VAL:HG22	1:C:3:ALA:N	2.32	0.44
1:C:424:ASP:OD1	1:C:425:ASP:N	2.50	0.44
1:C:504:LEU:HD13	1:C:554:LEU:CD1	2.47	0.44
1:A:19:VAL:O	1:A:345:PRO:HD3	2.17	0.44
1:C:304:GLU:O	1:C:304:GLU:CG	2.65	0.44
1:C:388:THR:HG21	1:C:395:TYR:CD1	2.53	0.44
1:E:147:LEU:HB3	1:E:192:TYR:O	2.17	0.44
1:E:501:LEU:HD23	1:E:501:LEU:C	2.38	0.44
1:E:546:GLU:O	1:E:546:GLU:HG2	2.17	0.44
1:E:735:CYS:SG	1:E:739:ALA:HB3	2.56	0.44
1:A:797:VAL:HG22	1:A:798:PHE:N	2.31	0.44

Continued on next page...

Continued from previous page...

Atom-1	Atom-2	Interatomic distance (Å)	Clash overlap (Å)
2:B:471:ILE:HG21	2:B:501:VAL:HG21	2.00	0.44
1:C:109:VAL:HG21	1:C:138:GLN:HG3	2.00	0.44
1:C:757:GLU:HG3	1:C:768:VAL:HG22	1.99	0.44
1:C:760:ARG:HD3	1:C:763:THR:HG1	1.82	0.44
1:C:816:GLY:O	1:C:820:LEU:HD23	2.17	0.44
1:E:111:PHE:HZ	1:E:540:ILE:HG12	1.82	0.44
1:E:171:LYS:NZ	1:E:283:ARG:HH21	2.15	0.44
2:F:439:TYR:HA	2:F:499:LEU:O	2.17	0.44
1:A:486:SER:HA	1:A:487:PRO:HD3	1.79	0.44
1:A:493:VAL:CG1	1:A:554:LEU:HD13	2.47	0.44
1:A:500:ASP:O	1:A:503:LYS:N	2.46	0.44
1:A:698:ILE:H	1:A:698:ILE:CD1	2.16	0.44
1:C:666:ALA:HB2	1:C:706:ILE:HA	2.00	0.44
1:E:388:THR:HG21	1:E:395:TYR:CG	2.52	0.44
1:E:433:ARG:HE	1:E:444:PRO:HB3	1.82	0.44
1:E:654:GLN:HG2	1:E:655:TYR:CG	2.52	0.44
1:E:727:PRO:HG2	1:E:774:VAL:HB	1.99	0.44
1:A:3:ALA:CA	1:A:46:ILE:HG22	2.46	0.44
1:A:129:VAL:HG11	1:A:181:THR:HG23	2.00	0.44
1:C:494:GLU:HG2	1:C:495:VAL:H	1.82	0.44
2:D:457:ALA:O	2:D:458:ARG:HG3	2.18	0.44
1:E:507:GLY:CA	1:E:549:HIS:HB3	2.47	0.44
1:A:208:THR:HG22	1:A:341:HIS:CG	2.52	0.44
2:B:498:LEU:HD12	2:B:571:ILE:CG2	2.47	0.44
1:E:75:ILE:HD13	1:E:439:GLY:CA	2.47	0.44
1:E:522:MET:HA	1:E:527:GLU:O	2.18	0.44
1:C:90:LYS:O	1:C:90:LYS:HG3	2.18	0.44
1:C:414:GLN:HB3	1:C:418:TYR:CD2	2.53	0.44
1:E:75:ILE:HD13	1:E:439:GLY:HA3	2.00	0.44
1:E:387:PRO:HG3	1:E:394:PHE:CE1	2.52	0.44
1:E:772:LEU:HD12	1:E:773:PRO:HD2	2.00	0.44
1:A:81:MET:O	1:A:96:ASN:HB3	2.18	0.44
1:A:392:GLY:CA	1:A:513:LYS:HD3	2.47	0.44
1:A:437:MET:O	1:A:439:GLY:N	2.51	0.44
1:A:510:ARG:HD2	1:A:549:HIS:ND1	2.33	0.44
1:A:593:ILE:HG22	1:A:597:VAL:HB	1.99	0.44
1:C:663:VAL:HG13	1:C:709:MET:HG2	1.99	0.44
2:D:473:GLY:HA3	2:D:597:LEU:HD11	2.00	0.44
2:D:530:LEU:HD23	2:D:604:PRO:HD3	2.00	0.44
1:E:239:LYS:O	1:E:239:LYS:HG2	2.17	0.44
1:A:321:LYS:HZ1	1:A:325:ARG:HD3	1.82	0.44

Continued on next page...

Continued from previous page...

Atom-1	Atom-2	Interatomic distance (Å)	Clash overlap (Å)
1:A:540:ILE:CG1	1:A:541:CYS:N	2.80	0.44
1:A:634:TRP:O	1:A:635:CYS:HB3	2.17	0.44
1:C:131:THR:HB	1:C:132:ILE:HD12	2.00	0.44
1:C:150:ARG:HD3	1:C:197:LEU:HD21	1.99	0.44
1:C:490:GLN:HA	1:C:531:ALA:HA	1.98	0.44
1:C:677:PHE:N	1:C:677:PHE:CD2	2.86	0.44
1:E:588:LEU:HD22	1:E:686:VAL:CG1	2.48	0.44
2:F:508:LEU:N	2:F:509:PRO:CD	2.81	0.44
1:A:19:VAL:HA	1:A:99:LEU:O	2.17	0.43
1:A:124:GLY:CA	1:A:342:LEU:HD22	2.48	0.43
1:A:183:GLU:O	1:A:187:VAL:HG23	2.17	0.43
1:A:410:LYS:HG2	1:A:430:ALA:CB	2.42	0.43
1:A:460:ASP:OD1	1:A:460:ASP:N	2.50	0.43
1:A:667:PHE:CZ	1:A:671:THR:HG21	2.52	0.43
1:C:729:PHE:CD2	1:C:774:VAL:HG22	2.53	0.43
1:C:828:MET:CE	2:D:576:ARG:HE	2.30	0.43
1:E:677:PHE:N	1:E:677:PHE:HD2	2.16	0.43
2:F:450:ILE:O	2:F:454:GLY:HA2	2.17	0.43
1:C:70:ILE:HD13	1:C:442:VAL:CG1	2.48	0.43
1:C:546:GLU:OE1	1:C:553:PRO:HD3	2.17	0.43
1:A:186:ASN:HB3	1:A:201:GLN:HG2	2.00	0.43
1:A:633:ILE:HG12	1:A:647:ILE:CD1	2.48	0.43
1:A:833:PRO:HB2	1:A:838:TYR:HE1	1.83	0.43
2:B:404:GLY:H	1:C:628:THR:HG23	1.83	0.43
1:E:736:PRO:HB2	1:E:738:GLN:HG2	2.00	0.43
1:E:759:GLN:HG2	1:E:760:ARG:N	2.32	0.43
2:F:505:ARG:HG2	2:F:508:LEU:HD12	2.01	0.43
2:B:517:THR:HG22	2:B:545:PRO:HB2	2.00	0.43
2:B:583:ASP:HA	2:B:584:PRO:HD2	1.86	0.43
1:C:515:ASP:HA	1:C:516:PRO:HD3	1.87	0.43
1:C:744:TYR:O	1:C:748:ASN:ND2	2.51	0.43
2:D:453:GLY:O	2:D:456:ARG:HD2	2.18	0.43
1:E:132:ILE:N	1:E:132:ILE:CD1	2.80	0.43
1:E:307:LEU:HD13	1:E:312:LYS:HA	2.01	0.43
1:E:394:PHE:CZ	1:E:513:LYS:O	2.71	0.43
1:E:524:GLU:C	1:E:526:GLY:N	2.70	0.43
1:E:564:ARG:HG3	1:E:682:ARG:HB2	1.99	0.43
2:F:451:VAL:O	2:F:451:VAL:HG12	2.18	0.43
1:A:577:SER:HB2	1:A:712:ALA:HB2	2.01	0.43
1:A:588:LEU:C	1:A:588:LEU:CD1	2.86	0.43
1:A:729:PHE:CD2	1:A:774:VAL:HG22	2.53	0.43

Continued on next page...

Continued from previous page...

Atom-1	Atom-2	Interatomic distance (Å)	Clash overlap (Å)
1:C:46:ILE:HD12	1:C:46:ILE:HA	1.79	0.43
1:C:130:ASP:O	1:C:134:GLY:HA2	2.17	0.43
1:C:225:PHE:CD2	1:C:277:ILE:HG13	2.53	0.43
1:C:564:ARG:CG	1:C:682:ARG:HB2	2.48	0.43
2:D:451:VAL:O	2:D:451:VAL:CG1	2.67	0.43
1:E:189:VAL:O	1:E:193:ALA:CB	2.67	0.43
1:E:303:LEU:O	1:E:304:GLU:HB3	2.18	0.43
1:E:536:LEU:O	1:E:539:GLU:HB3	2.18	0.43
2:F:465:ILE:HB	2:F:535:LEU:HB3	2.00	0.43
1:A:86:VAL:HG21	1:A:96:ASN:OD1	2.18	0.43
1:A:198:GLY:O	1:A:200:VAL:HG23	2.19	0.43
1:C:77:LEU:CB	1:C:100:ILE:HB	2.47	0.43
1:C:149:GLU:HA	1:C:355:GLN:HE22	1.83	0.43
2:D:499:LEU:HB3	2:D:566:VAL:CG1	2.49	0.43
1:E:4:PHE:CE2	1:E:45:ILE:HD12	2.54	0.43
1:E:89:ILE:HG22	1:E:91:GLN:HB3	2.00	0.43
1:E:101:ASN:ND2	1:E:453:ILE:HB	2.34	0.43
1:E:171:LYS:NZ	1:E:283:ARG:NH2	2.65	0.43
1:E:220:PHE:HA	1:E:224:GLN:OE1	2.17	0.43
1:E:225:PHE:CE2	1:E:328:LEU:HD11	2.53	0.43
1:E:663:VAL:HG13	1:E:709:MET:HG2	1.99	0.43
1:E:823:ARG:NH1	1:E:828:MET:HB2	2.34	0.43
1:A:222:ILE:HG22	1:A:241:MET:HB2	2.01	0.43
1:A:730:LEU:HB2	1:A:799:ASP:HB2	2.00	0.43
1:C:386:VAL:HA	1:C:387:PRO:HD3	1.91	0.43
1:C:773:PRO:HB2	1:C:776:GLU:HB2	2.00	0.43
1:E:203:TYR:CD2	1:E:206:ARG:HD2	2.53	0.43
1:E:350:ALA:O	1:E:370:LYS:HG2	2.19	0.43
1:A:71:LYS:HB3	1:A:386:VAL:CG2	2.44	0.43
1:A:739:ALA:O	1:A:788:THR:HG22	2.19	0.43
1:C:260:LYS:C	1:C:262:THR:H	2.22	0.43
1:C:555:LYS:O	1:C:555:LYS:HG3	2.19	0.43
1:E:111:PHE:CZ	1:E:540:ILE:HG12	2.53	0.43
1:E:371:ASN:O	1:E:372:CYS:C	2.57	0.43
1:A:106:PRO:HG2	1:A:115:VAL:HG22	2.01	0.43
1:A:433:ARG:NH1	1:A:433:ARG:CG	2.82	0.43
1:A:636:PHE:CE1	1:A:645:LEU:HD21	2.54	0.43
2:B:422:LEU:O	2:B:422:LEU:HD22	2.18	0.43
1:C:155:VAL:CG1	1:C:156:VAL:N	2.82	0.43
1:C:464:LEU:HD11	1:C:516:PRO:HB2	2.00	0.43
1:C:735:CYS:HA	1:C:736:PRO:HD3	1.90	0.43

Continued on next page...

Continued from previous page...

Atom-1	Atom-2	Interatomic distance (Å)	Clash overlap (Å)
1:E:143:LEU:C	1:E:145:GLN:N	2.70	0.43
1:E:166:GLU:O	1:E:168:GLN:HG3	2.18	0.43
1:E:209:VAL:HG12	1:E:211:PHE:CE1	2.54	0.43
1:E:569:SER:O	1:E:720:ALA:HB1	2.19	0.43
2:F:420:GLU:CD	2:F:420:GLU:H	2.22	0.43
2:F:458:ARG:O	2:F:459:SER:HB2	2.19	0.43
1:A:21:ASN:ND2	1:A:345:PRO:HG3	2.34	0.43
1:A:408:GLY:O	1:A:409:GLN:C	2.57	0.43
2:B:484:ASP:OD2	2:B:494:ARG:NE	2.48	0.43
1:C:485:VAL:HG12	1:C:485:VAL:O	2.18	0.43
1:C:565:GLU:OE1	1:C:676:ILE:HG12	2.18	0.43
2:D:401:LEU:HD23	2:D:567:ILE:HG22	2.00	0.43
1:E:15:LYS:HG3	1:E:94:ASP:OD2	2.18	0.43
2:F:471:ILE:HG13	2:F:554:THR:HB	2.01	0.43
1:A:546:GLU:HG3	1:A:552:VAL:O	2.18	0.42
1:A:654:GLN:O	1:A:655:TYR:HB2	2.18	0.42
2:B:404:GLY:HA2	1:C:626:ASP:CG	2.40	0.42
2:B:439:TYR:CE2	2:B:475:PRO:HD3	2.54	0.42
1:C:781:THR:CG2	1:C:785:ARG:HH21	2.31	0.42
2:D:471:ILE:HG13	2:D:554:THR:HB	2.01	0.42
2:F:516:LEU:O	2:F:545:PRO:HD2	2.19	0.42
1:A:413:ILE:HD13	1:A:459:ILE:HG23	2.01	0.42
1:A:515:ASP:OD1	1:A:517:CYS:N	2.47	0.42
1:A:581:ASN:HB2	1:A:583:HIS:H	1.83	0.42
1:A:615:ARG:HG2	1:A:619:MET:HE1	2.00	0.42
2:B:404:GLY:H	1:C:628:THR:CG2	2.32	0.42
1:C:74:ALA:O	1:C:439:GLY:HA2	2.19	0.42
1:C:387:PRO:HG3	1:C:394:PHE:HE1	1.84	0.42
1:E:634:TRP:O	1:E:635:CYS:HB3	2.18	0.42
1:E:707:PRO:HB3	2:F:578:VAL:O	2.19	0.42
1:E:733:ILE:HG21	1:E:743:ILE:CD1	2.50	0.42
1:A:435:VAL:HG12	1:A:444:PRO:HA	1.99	0.42
1:A:615:ARG:HG2	1:A:619:MET:CE	2.49	0.42
1:C:25:ILE:HD12	1:C:125:ALA:HB1	1.96	0.42
1:C:735:CYS:SG	1:C:739:ALA:HB3	2.58	0.42
1:C:784:LEU:HD23	1:C:794:PRO:CG	2.34	0.42
1:E:144:ARG:HG2	1:E:192:TYR:CD2	2.54	0.42
1:E:203:TYR:HD2	1:E:206:ARG:HD2	1.85	0.42
1:E:305:ILE:HD13	1:E:327:PHE:HB2	2.01	0.42
1:E:500:ASP:CB	1:E:552:VAL:HG11	2.48	0.42
1:E:677:PHE:CZ	1:E:679:GLU:HG3	2.54	0.42

Continued on next page...

Continued from previous page...

Atom-1	Atom-2	Interatomic distance (Å)	Clash overlap (Å)
1:A:231:LYS:C	1:A:233:PHE:N	2.73	0.42
1:A:809:LEU:O	1:A:811:PRO:HD3	2.20	0.42
1:C:148:GLY:O	1:C:355:GLN:NE2	2.52	0.42
1:C:345:PRO:HB3	1:C:399:ARG:HH21	1.85	0.42
1:C:564:ARG:HG3	1:C:682:ARG:HB2	2.01	0.42
1:E:274:ASN:HA	1:E:278:LEU:HB2	2.01	0.42
1:A:542:LEU:HD13	1:A:556:ILE:HD13	2.01	0.42
2:D:551:ARG:HG2	2:D:551:ARG:H	1.47	0.42
2:D:558:TRP:O	2:D:559:PRO:C	2.57	0.42
1:E:39:LEU:HD11	1:E:334:LEU:HD12	2.00	0.42
1:E:563:TYR:HB2	1:E:679:GLU:HG3	2.01	0.42
1:A:46:ILE:HD12	1:A:46:ILE:HA	1.90	0.42
1:A:406:LYS:CG	1:A:447:ASP:HB3	2.46	0.42
1:A:595:GLU:OE1	1:A:599:LEU:HD13	2.19	0.42
1:C:153:PRO:HD2	1:C:200:VAL:HG13	2.00	0.42
1:C:589:LYS:CD	1:C:689:LEU:HD11	2.50	0.42
1:C:591:GLU:HG2	1:C:685:ARG:CG	2.50	0.42
2:D:461:ASP:C	2:D:463:ASP:H	2.23	0.42
1:E:17:THR:O	1:E:93:THR:HG22	2.19	0.42
1:E:149:GLU:O	1:E:352:ARG:HD2	2.19	0.42
1:E:626:ASP:C	1:E:628:THR:H	2.23	0.42
1:E:840:ASP:CG	1:E:842:LEU:HD13	2.39	0.42
2:F:479:TYR:CG	2:F:582:LEU:HB2	2.53	0.42
1:A:4:PHE:HA	1:A:8:GLN:OE1	2.20	0.42
1:A:13:MET:SD	1:A:436:LEU:HD21	2.60	0.42
1:A:129:VAL:HG12	1:A:130:ASP:N	2.35	0.42
1:A:655:TYR:CD2	1:A:700:ARG:NH1	2.88	0.42
1:A:792:ALA:O	1:A:794:PRO:HD3	2.19	0.42
2:B:454:GLY:O	2:B:456:ARG:HD3	2.18	0.42
1:C:504:LEU:HD13	1:C:554:LEU:HD11	2.01	0.42
1:C:581:ASN:HB3	1:C:583:HIS:HB2	2.00	0.42
2:D:428:GLN:O	2:D:432:ARG:HG2	2.20	0.42
2:D:561:ALA:HA	2:D:564:THR:HG23	2.01	0.42
1:E:289:MET:HE3	1:E:317:LYS:HA	2.01	0.42
1:E:454:ILE:HG13	1:E:455:GLY:H	1.84	0.42
1:A:70:ILE:HD13	1:A:442:VAL:HG12	2.02	0.42
1:A:459:ILE:CD1	1:A:469:LEU:HD21	2.49	0.42
2:B:486:GLU:HG3	2:B:487:PRO:HD2	2.01	0.42
1:C:32:LYS:HZ1	1:C:105:SER:HB2	1.84	0.42
1:C:386:VAL:HG11	1:C:437:MET:CE	2.49	0.42
1:C:406:LYS:HA	1:C:447:ASP:HA	2.01	0.42

Continued on next page...

Continued from previous page...

Atom-1	Atom-2	Interatomic distance (Å)	Clash overlap (Å)
1:C:554:LEU:HB3	1:C:555:LYS:H	1.62	0.42
1:E:35:LEU:O	1:E:39:LEU:HD12	2.20	0.42
1:E:78:TYR:CE1	1:E:97:SER:HB3	2.44	0.42
1:E:126:LEU:HD11	1:E:156:VAL:CG2	2.50	0.42
1:E:654:GLN:O	1:E:655:TYR:HB2	2.20	0.42
1:C:43:ALA:O	1:C:77:LEU:HA	2.19	0.42
1:C:459:ILE:O	1:C:461:GLN:N	2.53	0.42
1:E:311:GLU:HB3	1:E:322:VAL:HG11	2.02	0.42
1:E:809:LEU:O	1:E:811:PRO:HD3	2.20	0.42
1:A:220:PHE:CD1	1:A:220:PHE:C	2.93	0.42
1:A:254:THR:O	1:A:255:LYS:HB2	2.19	0.42
1:A:750:LYS:HE2	1:A:783:GLU:OE1	2.20	0.42
2:B:505:ARG:HG3	2:B:505:ARG:NH1	2.35	0.42
1:E:325:ARG:HG2	1:E:325:ARG:HH11	1.85	0.42
1:E:731:VAL:O	1:E:731:VAL:HG13	2.20	0.42
2:B:479:TYR:CG	2:B:582:LEU:HB2	2.55	0.41
1:C:111:PHE:HE1	1:C:540:ILE:HD11	1.85	0.41
1:C:466:THR:CG2	1:C:467:GLY:N	2.83	0.41
2:B:417:TRP:CE2	2:B:568:PRO:HB2	2.55	0.41
2:B:484:ASP:CG	2:B:494:ARG:HE	2.23	0.41
1:C:788:THR:O	1:C:790:GLY:N	2.54	0.41
2:F:455:VAL:HG11	2:F:561:ALA:HB1	2.01	0.41
2:F:490:ARG:C	2:F:492:ARG:N	2.73	0.41
2:F:538:ARG:HD2	2:F:538:ARG:HA	1.80	0.41
1:A:654:GLN:NE2	1:A:655:TYR:CE1	2.83	0.41
1:C:158:ASN:CG	1:C:159:LYS:N	2.74	0.41
1:C:237:LYS:O	1:C:241:MET:HG2	2.20	0.41
1:C:365:ASN:O	1:C:369:ILE:HG12	2.21	0.41
1:C:792:ALA:O	1:C:794:PRO:HD3	2.20	0.41
1:E:145:GLN:O	1:E:148:GLY:N	2.53	0.41
1:E:211:PHE:CD2	1:E:220:PHE:CE1	3.08	0.41
1:A:735:CYS:HA	1:A:736:PRO:HD3	1.87	0.41
2:B:420:GLU:H	2:B:420:GLU:CD	2.23	0.41
1:C:277:ILE:HG22	1:C:278:LEU:N	2.35	0.41
1:C:781:THR:HG22	1:C:785:ARG:NH2	2.35	0.41
2:D:531:ILE:HD11	2:D:537:LEU:HA	2.02	0.41
1:E:89:ILE:C	1:E:91:GLN:N	2.73	0.41
1:E:143:LEU:O	1:E:147:LEU:HG	2.20	0.41
1:E:195:GLU:H	1:E:195:GLU:HG3	1.60	0.41
1:E:225:PHE:CD2	1:E:277:ILE:HG23	2.56	0.41
1:E:694:HIS:CE1	1:E:699:DDE:CD2	3.03	0.41

Continued on next page...

Continued from previous page...

Atom-1	Atom-2	Interatomic distance (Å)	Clash overlap (Å)
2:F:426:HIS:CG	2:F:594:ILE:HD12	2.55	0.41
1:A:10:ARG:CG	1:A:11:SER:N	2.83	0.41
1:A:484:SER:HB2	1:A:797:VAL:CG2	2.51	0.41
1:C:288:ILE:HG23	1:C:319:LEU:CD2	2.48	0.41
1:E:556:ILE:CG2	1:E:557:SER:N	2.60	0.41
1:E:607:ASN:HD21	1:E:609:ARG:NH1	2.19	0.41
2:F:498:LEU:HD12	2:F:571:ILE:CG2	2.51	0.41
1:C:12:LEU:HG	1:C:99:LEU:HB2	2.02	0.41
1:C:581:ASN:HB3	1:C:583:HIS:HD2	1.83	0.41
2:D:443:PHE:CZ	2:D:446:ALA:HB2	2.55	0.41
1:E:493:VAL:HG22	1:E:556:ILE:HD12	2.03	0.41
1:A:702:GLY:O	1:A:706:ILE:HG13	2.21	0.41
1:C:371:ASN:O	1:C:372:CYS:C	2.58	0.41
1:C:728:VAL:N	1:C:800:HIS:O	2.53	0.41
1:E:145:GLN:O	1:E:146:ALA:C	2.58	0.41
1:E:174:LEU:HD11	1:E:178:PHE:CZ	2.56	0.41
1:A:172:GLU:CD	1:A:271:ARG:HH21	2.24	0.41
1:C:75:ILE:HG22	1:C:77:LEU:CD1	2.51	0.41
1:C:464:LEU:HD11	1:C:516:PRO:CB	2.51	0.41
1:C:504:LEU:O	1:C:506:GLU:N	2.53	0.41
1:C:647:ILE:HG13	1:C:685:ARG:HE	1.85	0.41
2:D:417:TRP:NE1	2:D:568:PRO:HB2	2.36	0.41
1:E:69:THR:N	1:E:389:SER:OG	2.49	0.41
1:E:108:HIS:HB2	1:E:111:PHE:HE2	1.86	0.41
1:E:111:PHE:O	1:E:115:VAL:HG23	2.21	0.41
2:F:537:LEU:HD13	2:F:555:ILE:O	2.21	0.41
1:A:89:ILE:CG2	1:A:91:GLN:HG2	2.50	0.41
1:A:183:GLU:HA	1:A:183:GLU:OE1	2.20	0.41
1:A:391:LYS:HE2	1:A:393:ARG:CG	2.51	0.41
1:A:411:VAL:CG1	1:A:412:ARG:N	2.83	0.41
1:A:626:ASP:C	1:A:628:THR:N	2.74	0.41
2:B:442:THR:OG1	2:B:443:PHE:N	2.54	0.41
2:B:474:ASP:O	2:B:475:PRO:C	2.59	0.41
1:C:91:GLN:O	1:C:93:THR:HG23	2.21	0.41
1:C:249:PHE:CD2	1:C:249:PHE:N	2.88	0.41
1:C:436:LEU:HD23	1:C:454:ILE:HD11	2.03	0.41
1:C:563:TYR:HB2	1:C:679:GLU:HG3	2.03	0.41
1:C:666:ALA:CB	1:C:709:MET:HB3	2.51	0.41
1:C:677:PHE:N	1:C:677:PHE:HD2	2.19	0.41
2:D:419:VAL:O	2:D:423:LEU:HG	2.21	0.41
2:D:508:LEU:HA	2:D:508:LEU:HD23	1.77	0.41

Continued on next page...

Continued from previous page...

Atom-1	Atom-2	Interatomic distance (Å)	Clash overlap (Å)
1:E:4:PHE:CD2	1:E:45:ILE:HD12	2.56	0.41
1:E:89:ILE:HG23	1:E:340:LEU:O	2.21	0.41
1:E:267:LYS:HA	1:E:268:PRO:HD3	1.89	0.41
1:E:638:PRO:HG2	1:E:680:GLU:OE1	2.21	0.41
1:E:658:GLU:OE2	1:E:700:ARG:NH2	2.54	0.41
1:A:397:PHE:HD1	1:A:437:MET:HG3	1.86	0.41
2:B:512:TYR:O	2:B:542:ILE:HD12	2.21	0.41
1:C:615:ARG:HG2	1:C:619:MET:HE1	2.03	0.41
1:C:685:ARG:HE	1:C:687:ASN:ND2	2.17	0.41
1:E:262:THR:HG21	1:E:266:GLY:HA2	2.01	0.41
1:E:314:LEU:O	1:E:319:LEU:HB2	2.20	0.41
1:E:711:ARG:HD2	2:F:577:ASN:ND2	2.36	0.41
1:A:16:VAL:HG21	1:A:450:ALA:O	2.21	0.40
1:A:77:LEU:CB	1:A:100:ILE:HB	2.50	0.40
1:A:211:PHE:CD2	1:A:220:PHE:CE1	3.09	0.40
1:C:261:ASP:O	1:C:269:LEU:N	2.54	0.40
1:E:69:THR:O	1:E:389:SER:N	2.53	0.40
1:E:144:ARG:O	1:E:147:LEU:HB2	2.22	0.40
1:E:511:LEU:HG	1:E:518:VAL:HG11	2.03	0.40
1:A:23:SER:HB3	1:A:122:THR:HG21	2.04	0.40
1:C:256:LYS:HA	1:C:256:LYS:NZ	2.36	0.40
1:C:594:ASP:HB3	1:C:596:GLU:OE1	2.22	0.40
2:D:583:ASP:HA	2:D:584:PRO:HD2	1.95	0.40
1:E:386:VAL:HA	1:E:387:PRO:HD3	1.83	0.40
2:F:409:PHE:HB3	2:F:444:LEU:HD22	2.02	0.40
1:A:129:VAL:CG2	1:A:135:VAL:HG22	2.52	0.40
1:A:327:PHE:CD2	1:A:328:LEU:HG	2.57	0.40
1:A:463:LEU:HD22	1:A:467:GLY:HA3	2.03	0.40
1:A:527:GLU:HG3	2:B:412:ARG:NH1	2.35	0.40
1:A:736:PRO:C	1:A:738:GLN:N	2.75	0.40
2:B:461:ASP:O	2:B:464:ALA:HB3	2.22	0.40
1:C:9:MET:O	1:C:13:MET:HG3	2.21	0.40
1:C:71:LYS:HB3	1:C:386:VAL:HG23	2.03	0.40
1:C:82:SER:O	1:C:86:VAL:HG23	2.22	0.40
1:C:729:PHE:CE2	1:C:774:VAL:HG22	2.56	0.40
1:C:734:GLN:HE21	1:C:734:GLN:CA	2.32	0.40
2:D:531:ILE:HD13	2:D:531:ILE:HG21	1.79	0.40
1:E:222:ILE:CD1	1:E:245:TRP:HB2	2.50	0.40
1:A:635:CYS:SG	1:A:664:VAL:HG13	2.61	0.40
1:A:760:ARG:HB3	1:A:763:THR:OG1	2.21	0.40
1:C:167:LEU:HD12	1:C:167:LEU:H	1.86	0.40

Continued on next page...

Continued from previous page...

Atom-1	Atom-2	Interatomic distance (Å)	Clash overlap (Å)
1:C:216:HIS:HB2	1:C:218:TRP:HD1	1.86	0.40
1:C:495:VAL:HG11	1:C:501:LEU:HD12	2.02	0.40
1:C:647:ILE:HB	1:C:687:ASN:ND2	2.36	0.40
1:C:773:PRO:O	1:C:776:GLU:N	2.45	0.40
1:E:828:MET:CE	2:F:576:ARG:HD3	2.51	0.40
1:A:109:VAL:HG23	1:A:138:GLN:CD	2.41	0.40
1:A:200:VAL:CG1	1:A:200:VAL:O	2.69	0.40
1:A:362:ASP:O	1:A:363:ASP:C	2.60	0.40
1:A:411:VAL:HG13	1:A:470:THR:O	2.22	0.40
1:A:585:ARG:HD2	1:A:692:THR:OG1	2.19	0.40
1:E:144:ARG:HG2	1:E:192:TYR:CG	2.57	0.40
1:E:732:GLU:OE1	1:E:769:LYS:HE2	2.22	0.40
2:F:455:VAL:HA	3:F:702:TAD:N1A	2.36	0.40
2:F:484:ASP:OD2	2:F:494:ARG:HG2	2.21	0.40

All (1) symmetry-related close contacts are listed below. The label for Atom-2 includes the symmetry operator and encoded unit-cell translations to be applied.

Atom-1	Atom-2	Interatomic distance (Å)	Clash overlap (Å)
1:A:690:ASP:OD2	2:F:563:ARG:NH2[2_556]	2.18	0.02

5.3 Torsion angles [i](#)

5.3.1 Protein backbone [i](#)

In the following table, the Percentiles column shows the percent Ramachandran outliers of the chain as a percentile score with respect to all X-ray entries followed by that with respect to entries of similar resolution.

The Analysed column shows the number of residues for which the backbone conformation was analysed, and the total number of residues.

Mol	Chain	Analysed	Favoured	Allowed	Outliers	Percentiles
1	A	818/842 (97%)	736 (90%)	69 (8%)	13 (2%)	9 32
1	C	818/842 (97%)	727 (89%)	78 (10%)	13 (2%)	9 32
1	E	818/842 (97%)	719 (88%)	89 (11%)	10 (1%)	13 40
2	B	205/207 (99%)	188 (92%)	14 (7%)	3 (2%)	10 34
2	D	205/207 (99%)	185 (90%)	15 (7%)	5 (2%)	6 22

Continued on next page...

Continued from previous page...

Mol	Chain	Analysed	Favoured	Allowed	Outliers	Percentiles	
2	F	205/207 (99%)	181 (88%)	18 (9%)	6 (3%)	4	18
All	All	3069/3147 (98%)	2736 (89%)	283 (9%)	50 (2%)	9	32

All (50) Ramachandran outliers are listed below:

Mol	Chain	Res	Type
2	D	518	LEU
2	D	519	ALA
1	A	112	SER
1	A	479	LYS
1	A	498	ALA
1	A	582	LYS
1	A	737	GLU
1	C	112	SER
1	C	309	GLY
1	C	460	ASP
2	D	405	GLY
2	D	491	GLY
1	E	112	SER
1	E	479	LYS
1	E	743	ILE
2	F	519	ALA
2	F	520	ALA
1	A	111	PHE
1	A	761	PRO
1	C	111	PHE
1	C	229	TYR
1	C	261	ASP
1	C	479	LYS
2	D	459	SER
1	E	446	ASP
1	A	237	LYS
1	A	261	ASP
1	A	363	ASP
1	A	438	MET
1	E	428	ILE
1	E	460	ASP
1	E	525	SER
2	B	459	SER
1	C	232	LYS
1	C	743	ILE
1	E	556	ILE

Continued on next page...

Continued from previous page...

Mol	Chain	Res	Type
1	E	761	PRO
2	F	493	ILE
1	A	806	SER
2	B	404	GLY
2	B	523	ALA
1	C	737	GLU
1	E	558	PRO
2	F	489	ALA
1	C	505	VAL
2	F	404	GLY
2	F	584	PRO
1	A	196	VAL
1	C	329	PRO
1	C	428	ILE

5.3.2 Protein sidechains [i](#)

In the following table, the Percentiles column shows the percent sidechain outliers of the chain as a percentile score with respect to all X-ray entries followed by that with respect to entries of similar resolution.

The Analysed column shows the number of residues for which the sidechain conformation was analysed, and the total number of residues.

Mol	Chain	Analysed	Rotameric	Outliers	Percentiles
1	A	699/714 (98%)	668 (96%)	31 (4%)	28 61
1	C	699/714 (98%)	661 (95%)	38 (5%)	22 54
1	E	699/714 (98%)	666 (95%)	33 (5%)	26 59
2	B	161/162 (99%)	148 (92%)	13 (8%)	11 33
2	D	161/162 (99%)	149 (92%)	12 (8%)	13 37
2	F	161/162 (99%)	148 (92%)	13 (8%)	11 33
All	All	2580/2628 (98%)	2440 (95%)	140 (5%)	22 54

All (140) residues with a non-rotameric sidechain are listed below:

Mol	Chain	Res	Type
1	A	14	ASP
1	A	36	THR
1	A	81	MET
1	A	94	ASP

Continued on next page...

Continued from previous page...

Mol	Chain	Res	Type
1	A	113	SER
1	A	154	VAL
1	A	236	ASP
1	A	261	ASP
1	A	275	MET
1	A	304	GLU
1	A	347	THR
1	A	352	ARG
1	A	362	ASP
1	A	452	ASN
1	A	460	ASP
1	A	489	VAL
1	A	544	ASP
1	A	577	SER
1	A	595	GLU
1	A	597	VAL
1	A	599	LEU
1	A	609	ARG
1	A	677	PHE
1	A	698	ILE
1	A	710	ARG
1	A	718	LEU
1	A	730	LEU
1	A	734	GLN
1	A	738	GLN
1	A	749	LYS
1	A	836	GLN
2	B	411	THR
2	B	422	LEU
2	B	456	ARG
2	B	467	ARG
2	B	490	ARG
2	B	494	ARG
2	B	513	ARG
2	B	518	LEU
2	B	540	ASP
2	B	547	GLU
2	B	552	LEU
2	B	560	LEU
2	B	602	SER
1	C	23	SER
1	C	33	SER

Continued on next page...

Continued from previous page...

Mol	Chain	Res	Type
1	C	36	THR
1	C	81	MET
1	C	83	ASP
1	C	94	ASP
1	C	113	SER
1	C	130	ASP
1	C	154	VAL
1	C	256	LYS
1	C	260	LYS
1	C	261	ASP
1	C	304	GLU
1	C	347	THR
1	C	352	ARG
1	C	460	ASP
1	C	461	GLN
1	C	489	VAL
1	C	500	ASP
1	C	524	GLU
1	C	543	GLN
1	C	544	ASP
1	C	546	GLU
1	C	548	ASP
1	C	577	SER
1	C	597	VAL
1	C	599	LEU
1	C	651	LYS
1	C	677	PHE
1	C	698	ILE
1	C	710	ARG
1	C	718	LEU
1	C	730	LEU
1	C	734	GLN
1	C	738	GLN
1	C	767	THR
1	C	820	LEU
1	C	836	GLN
2	D	403	ASP
2	D	411	THR
2	D	422	LEU
2	D	494	ARG
2	D	505	ARG
2	D	513	ARG

Continued on next page...

Continued from previous page...

Mol	Chain	Res	Type
2	D	547	GLU
2	D	551	ARG
2	D	560	LEU
2	D	577	ASN
2	D	602	SER
2	D	603	GLN
1	E	22	MET
1	E	36	THR
1	E	94	ASP
1	E	186	ASN
1	E	194	ASP
1	E	211	PHE
1	E	216	HIS
1	E	263	ASP
1	E	282	PHE
1	E	304	GLU
1	E	313	ASP
1	E	347	THR
1	E	352	ARG
1	E	422	LYS
1	E	460	ASP
1	E	494	GLU
1	E	497	ASN
1	E	544	ASP
1	E	577	SER
1	E	597	VAL
1	E	599	LEU
1	E	627	VAL
1	E	677	PHE
1	E	698	ILE
1	E	710	ARG
1	E	718	LEU
1	E	730	LEU
1	E	734	GLN
1	E	761	PRO
1	E	767	THR
1	E	800	HIS
1	E	836	GLN
1	E	837	GLU
2	F	403	ASP
2	F	411	THR
2	F	422	LEU

Continued on next page...

Continued from previous page...

Mol	Chain	Res	Type
2	F	458	ARG
2	F	467	ARG
2	F	494	ARG
2	F	513	ARG
2	F	518	LEU
2	F	531	ILE
2	F	547	GLU
2	F	560	LEU
2	F	563	ARG
2	F	577	ASN

Sometimes sidechains can be flipped to improve hydrogen bonding and reduce clashes. All (73) such sidechains are listed below:

Mol	Chain	Res	Type
1	A	27	HIS
1	A	91	GLN
1	A	108	HIS
1	A	201	GLN
1	A	355	GLN
1	A	371	ASN
1	A	414	GLN
1	A	497	ASN
1	A	537	HIS
1	A	584	ASN
1	A	644	ASN
1	A	687	ASN
1	A	694	HIS
1	A	734	GLN
1	A	738	GLN
1	A	748	ASN
1	A	836	GLN
2	B	424	GLN
2	B	448	GLN
1	C	21	ASN
1	C	27	HIS
1	C	91	GLN
1	C	108	HIS
1	C	138	GLN
1	C	168	GLN
1	C	176	GLN
1	C	201	GLN
1	C	371	ASN

Continued on next page...

Continued from previous page...

Mol	Chain	Res	Type
1	C	452	ASN
1	C	537	HIS
1	C	549	HIS
1	C	581	ASN
1	C	583	HIS
1	C	584	ASN
1	C	644	ASN
1	C	687	ASN
1	C	694	HIS
1	C	734	GLN
1	C	738	GLN
1	C	748	ASN
1	C	753	GLN
1	C	800	HIS
1	C	836	GLN
2	D	428	GLN
2	D	448	GLN
2	D	577	ASN
2	D	603	GLN
1	E	27	HIS
1	E	91	GLN
1	E	101	ASN
1	E	138	GLN
1	E	201	GLN
1	E	371	ASN
1	E	414	GLN
1	E	452	ASN
1	E	497	ASN
1	E	537	HIS
1	E	547	HIS
1	E	581	ASN
1	E	583	HIS
1	E	584	ASN
1	E	644	ASN
1	E	687	ASN
1	E	694	HIS
1	E	734	GLN
1	E	738	GLN
1	E	748	ASN
1	E	753	GLN
1	E	800	HIS
1	E	836	GLN

Continued on next page...

Continued from previous page...

Mol	Chain	Res	Type
2	F	428	GLN
2	F	448	GLN
2	F	577	ASN

5.3.3 RNA [i](#)

There are no RNA molecules in this entry.

5.4 Non-standard residues in protein, DNA, RNA chains [i](#)

3 non-standard protein/DNA/RNA residues are modelled in this entry.

In the following table, the Counts columns list the number of bonds (or angles) for which Mogul statistics could be retrieved, the number of bonds (or angles) that are observed in the model and the number of bonds (or angles) that are defined in the Chemical Component Dictionary. The Link column lists molecule types, if any, to which the group is linked. The Z score for a bond length (or angle) is the number of standard deviations the observed value is removed from the expected value. A bond length (or angle) with $|Z| > 2$ is considered an outlier worth inspection. RMSZ is the root-mean-square of all Z scores of the bond lengths (or angles).

Mol	Type	Chain	Res	Link	Bond lengths			Bond angles		
					Counts	RMSZ	# Z > 2	Counts	RMSZ	# Z > 2
1	DDE	C	699	1	14,20,21	1.07	1 (7%)	14,28,30	1.78	4 (28%)
1	DDE	A	699	1	5,10,21	0.66	0	3,12,30	1.34	1 (33%)
1	DDE	E	699	1	14,20,21	1.08	1 (7%)	14,28,30	1.78	4 (28%)

In the following table, the Chirals column lists the number of chiral outliers, the number of chiral centers analysed, the number of these observed in the model and the number defined in the Chemical Component Dictionary. Similar counts are reported in the Torsion and Rings columns. '-' means no outliers of that kind were identified.

Mol	Type	Chain	Res	Link	Chirals	Torsions	Rings
1	DDE	C	699	1	-	8/20/21/23	0/1/1/1
1	DDE	A	699	1	-	1/5/6/23	0/1/1/1
1	DDE	E	699	1	-	8/20/21/23	0/1/1/1

All (2) bond length outliers are listed below:

Mol	Chain	Res	Type	Atoms	Z	Observed(Å)	Ideal(Å)
1	E	699	DDE	CAT-CE1	3.03	1.54	1.50
1	C	699	DDE	CAT-CE1	2.94	1.54	1.50

All (9) bond angle outliers are listed below:

Mol	Chain	Res	Type	Atoms	Z	Observed(°)	Ideal(°)
1	E	699	DDE	OAG-CBI-CBW	-3.72	115.78	120.49
1	C	699	DDE	OAG-CBI-CBW	-3.68	115.83	120.49
1	C	699	DDE	CAU-CBW-CBI	-3.12	105.01	111.20
1	E	699	DDE	CAU-CBW-CBI	-3.08	105.08	111.20
1	C	699	DDE	OAG-CBI-NAD	2.86	127.97	123.00
1	E	699	DDE	OAG-CBI-NAD	2.78	127.84	123.00
1	E	699	DDE	CG-ND1-CE1	2.11	109.29	103.05
1	C	699	DDE	CG-ND1-CE1	2.11	109.29	103.05
1	A	699	DDE	CD2-NE2-CE1	2.09	109.04	105.78

There are no chirality outliers.

All (17) torsion outliers are listed below:

Mol	Chain	Res	Type	Atoms
1	A	699	DDE	O-C-CA-CB
1	C	699	DDE	CBI-CBW-NCB-CAC
1	C	699	DDE	CBI-CBW-NCB-CAA
1	C	699	DDE	CAU-CBW-NCB-CAB
1	C	699	DDE	CAU-CBW-NCB-CAC
1	C	699	DDE	CAU-CBW-NCB-CAA
1	E	699	DDE	CBI-CBW-NCB-CAB
1	E	699	DDE	CBI-CBW-NCB-CAC
1	E	699	DDE	CBI-CBW-NCB-CAA
1	E	699	DDE	CAU-CBW-NCB-CAB
1	E	699	DDE	CAU-CBW-NCB-CAC
1	E	699	DDE	CAU-CBW-NCB-CAA
1	C	699	DDE	CBI-CBW-NCB-CAB
1	E	699	DDE	CAT-CAU-CBW-CBI
1	C	699	DDE	CAU-CAT-CE1-NE2
1	E	699	DDE	CAU-CAT-CE1-NE2
1	C	699	DDE	CAT-CAU-CBW-CBI

There are no ring outliers.

3 monomers are involved in 12 short contacts:

Mol	Chain	Res	Type	Clashes	Symm-Clashes
1	C	699	DDE	5	0
1	A	699	DDE	1	0
1	E	699	DDE	6	0

5.5 Carbohydrates [i](#)

There are no monosaccharides in this entry.

5.6 Ligand geometry [i](#)

3 ligands are modelled in this entry.

In the following table, the Counts columns list the number of bonds (or angles) for which Mogul statistics could be retrieved, the number of bonds (or angles) that are observed in the model and the number of bonds (or angles) that are defined in the Chemical Component Dictionary. The Link column lists molecule types, if any, to which the group is linked. The Z score for a bond length (or angle) is the number of standard deviations the observed value is removed from the expected value. A bond length (or angle) with $|Z| > 2$ is considered an outlier worth inspection. RMSZ is the root-mean-square of all Z scores of the bond lengths (or angles).

Mol	Type	Chain	Res	Link	Bond lengths			Bond angles		
					Counts	RMSZ	# Z > 2	Counts	RMSZ	# Z > 2
3	TAD	F	702	-	40,47,47	1.21	4 (10%)	40,72,72	1.95	10 (25%)
3	TAD	D	701	-	40,47,47	1.19	4 (10%)	40,72,72	1.93	10 (25%)
3	TAD	B	700	-	40,47,47	1.19	4 (10%)	40,72,72	1.97	10 (25%)

In the following table, the Chirals column lists the number of chiral outliers, the number of chiral centers analysed, the number of these observed in the model and the number defined in the Chemical Component Dictionary. Similar counts are reported in the Torsion and Rings columns. '-' means no outliers of that kind were identified.

Mol	Type	Chain	Res	Link	Chirals	Torsions	Rings
3	TAD	F	702	-	-	3/18/62/62	0/5/5/5
3	TAD	D	701	-	-	3/18/62/62	0/5/5/5
3	TAD	B	700	-	-	3/18/62/62	0/5/5/5

All (12) bond length outliers are listed below:

Mol	Chain	Res	Type	Atoms	Z	Observed(Å)	Ideal(Å)
3	B	700	TAD	PN-O2N	-3.46	1.48	1.56
3	D	701	TAD	PN-O2N	-3.43	1.48	1.56
3	F	702	TAD	PN-O2N	-3.42	1.48	1.56
3	B	700	TAD	PA-O2A	-3.42	1.48	1.56
3	F	702	TAD	PA-O2A	-3.37	1.48	1.56
3	D	701	TAD	PA-O2A	-3.37	1.48	1.56
3	F	702	TAD	PN-O5D	2.82	1.61	1.57
3	D	701	TAD	PN-O5D	2.69	1.61	1.57

Continued on next page...

Continued from previous page...

Mol	Chain	Res	Type	Atoms	Z	Observed(Å)	Ideal(Å)
3	B	700	TAD	PN-O5D	2.66	1.61	1.57
3	F	702	TAD	PA-O5B	2.44	1.61	1.57
3	D	701	TAD	PA-O5B	2.36	1.60	1.57
3	B	700	TAD	PA-O5B	2.33	1.60	1.57

All (30) bond angle outliers are listed below:

Mol	Chain	Res	Type	Atoms	Z	Observed(°)	Ideal(°)
3	F	702	TAD	C4D-O4D-C1D	-5.58	102.54	109.42
3	B	700	TAD	C4D-O4D-C1D	-5.56	102.57	109.42
3	B	700	TAD	N3A-C2A-N1A	-5.45	120.16	128.68
3	D	701	TAD	C4D-O4D-C1D	-5.45	102.70	109.42
3	D	701	TAD	N3A-C2A-N1A	-5.25	120.47	128.68
3	F	702	TAD	N3A-C2A-N1A	-5.24	120.49	128.68
3	D	701	TAD	C4N-C5N-S1N	-4.82	105.87	111.79
3	B	700	TAD	C4N-C5N-S1N	-4.82	105.88	111.79
3	F	702	TAD	C4N-C5N-S1N	-4.73	105.98	111.79
3	B	700	TAD	O4B-C1B-C2B	-3.53	101.77	106.93
3	F	702	TAD	O4B-C1B-C2B	-3.39	101.97	106.93
3	D	701	TAD	O4B-C1B-C2B	-3.31	102.08	106.93
3	D	701	TAD	O2A-PA-O1A	2.70	119.08	110.07
3	B	700	TAD	O2A-PA-O1A	2.68	119.02	110.07
3	F	702	TAD	O2A-PA-O1A	2.62	118.83	110.07
3	F	702	TAD	C3B-C2B-C1B	-2.55	97.14	100.98
3	B	700	TAD	C3B-C2B-C1B	-2.44	97.31	100.98
3	B	700	TAD	O2N-PN-O1N	2.44	118.21	110.07
3	F	702	TAD	O2N-PN-O1N	2.42	118.16	110.07
3	F	702	TAD	O4B-C4B-C5B	-2.39	101.50	109.37
3	D	701	TAD	O2N-PN-O1N	2.34	117.89	110.07
3	B	700	TAD	O4B-C4B-C5B	-2.33	101.72	109.37
3	D	701	TAD	C3B-C2B-C1B	-2.31	97.50	100.98
3	D	701	TAD	O4B-C4B-C5B	-2.29	101.85	109.37
3	B	700	TAD	C2A-N1A-C6A	2.26	122.62	118.75
3	B	700	TAD	O6N-C6N-C4N	2.20	121.45	119.61
3	D	701	TAD	O6N-C6N-C4N	2.19	121.44	119.61
3	F	702	TAD	O6N-C6N-C4N	2.11	121.38	119.61
3	F	702	TAD	C2A-N1A-C6A	2.11	122.36	118.75
3	D	701	TAD	C2A-N1A-C6A	2.06	122.29	118.75

There are no chirality outliers.

All (9) torsion outliers are listed below:

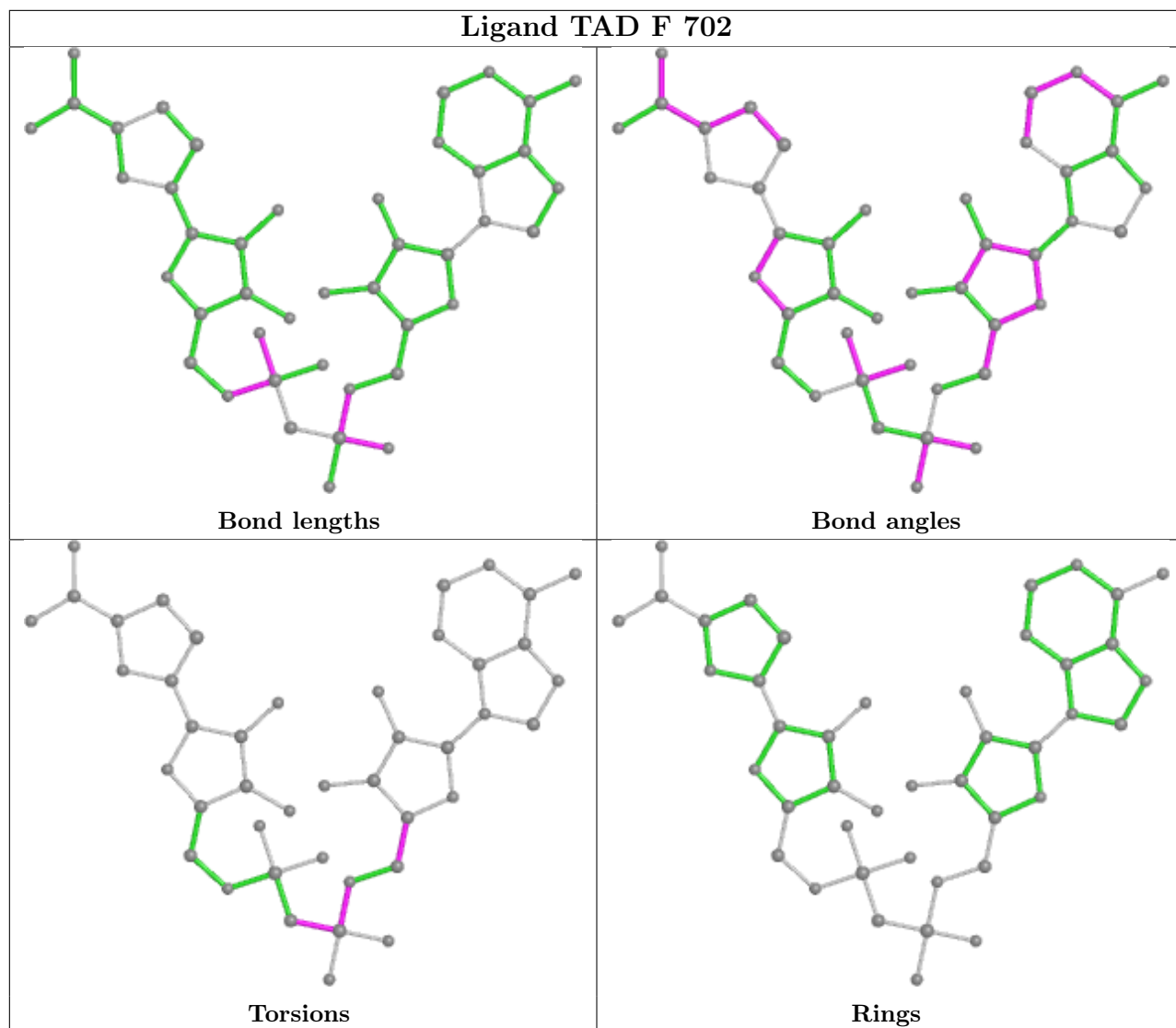
Mol	Chain	Res	Type	Atoms
3	B	700	TAD	C5B-O5B-PA-O1A
3	B	700	TAD	PN-C3-PA-O1A
3	D	701	TAD	C5B-O5B-PA-O1A
3	D	701	TAD	PN-C3-PA-O1A
3	F	702	TAD	C5B-O5B-PA-O1A
3	F	702	TAD	PN-C3-PA-O1A
3	D	701	TAD	O4B-C4B-C5B-O5B
3	B	700	TAD	O4B-C4B-C5B-O5B
3	F	702	TAD	O4B-C4B-C5B-O5B

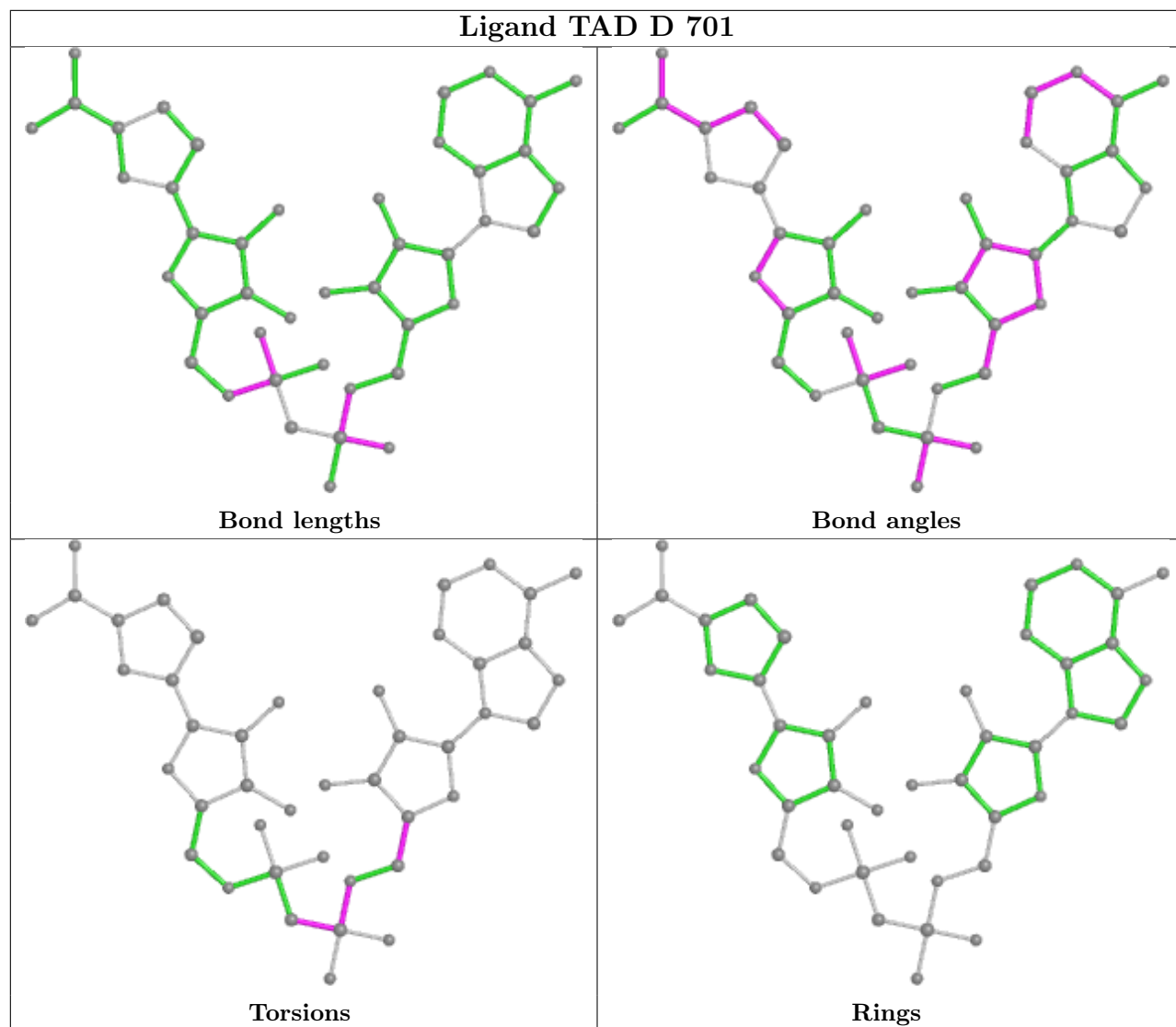
There are no ring outliers.

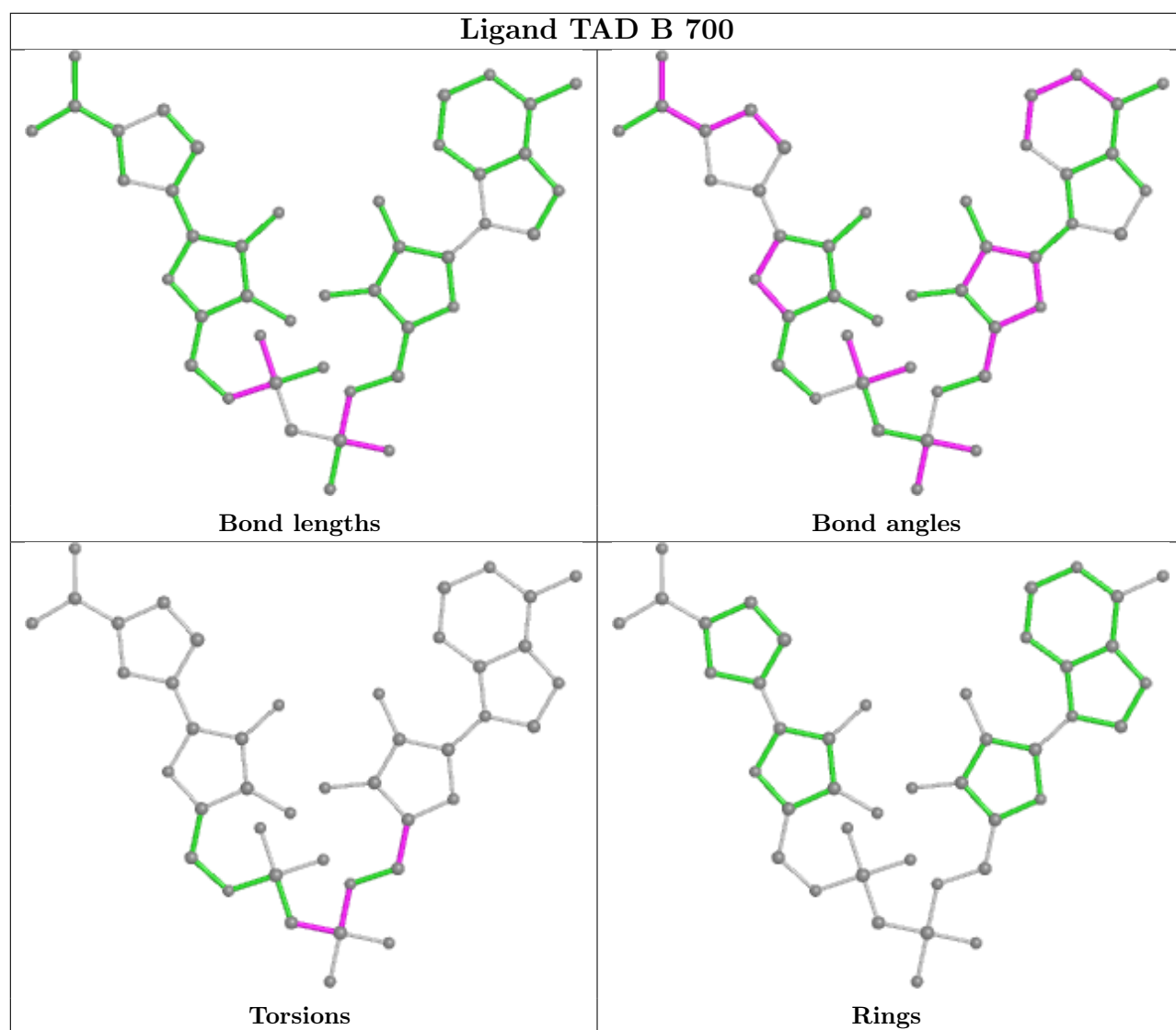
3 monomers are involved in 7 short contacts:

Mol	Chain	Res	Type	Clashes	Symm-Clashes
3	F	702	TAD	3	0
3	D	701	TAD	2	0
3	B	700	TAD	2	0

The following is a two-dimensional graphical depiction of Mogul quality analysis of bond lengths, bond angles, torsion angles, and ring geometry for all instances of the Ligand of Interest. In addition, ligands with molecular weight > 250 and outliers as shown on the validation Tables will also be included. For torsion angles, if less than 5% of the Mogul distribution of torsion angles is within 10 degrees of the torsion angle in question, then that torsion angle is considered an outlier. Any bond that is central to one or more torsion angles identified as an outlier by Mogul will be highlighted in the graph. For rings, the root-mean-square deviation (RMSD) between the ring in question and similar rings identified by Mogul is calculated over all ring torsion angles. If the average RMSD is greater than 60 degrees and the minimal RMSD between the ring in question and any Mogul-identified rings is also greater than 60 degrees, then that ring is considered an outlier. The outliers are highlighted in purple. The color gray indicates Mogul did not find sufficient equivalents in the CSD to analyse the geometry.







5.7 Other polymers [\(i\)](#)

There are no such residues in this entry.

5.8 Polymer linkage issues [\(i\)](#)

There are no chain breaks in this entry.

6 Fit of model and data

6.1 Protein, DNA and RNA chains

In the following table, the column labelled ‘#RSRZ> 2’ contains the number (and percentage) of RSRZ outliers, followed by percent RSRZ outliers for the chain as percentile scores relative to all X-ray entries and entries of similar resolution. The OWAB column contains the minimum, median, 95th percentile and maximum values of the occupancy-weighted average B-factor per residue. The column labelled ‘Q< 0.9’ lists the number of (and percentage) of residues with an average occupancy less than 0.9.

Mol	Chain	Analysed	<RSRZ>	#RSRZ>2	OWAB(Å ²)	Q<0.9
1	A	822/842 (97%)	0.07	22 (2%) 54 50	8, 46, 77, 106	0
1	C	822/842 (97%)	0.44	85 (10%) 6 5	6, 56, 106, 121	0
1	E	822/842 (97%)	1.27	245 (29%) 0 0	6, 83, 108, 127	0
2	B	207/207 (100%)	-0.43	1 (0%) 91 91	2, 16, 53, 71	0
2	D	207/207 (100%)	-0.39	2 (0%) 82 82	3, 17, 53, 67	0
2	F	207/207 (100%)	-0.34	2 (0%) 82 82	3, 20, 53, 68	0
All	All	3087/3147 (98%)	0.40	357 (11%) 4 3	2, 50, 102, 127	0

All (357) RSRZ outliers are listed below:

Mol	Chain	Res	Type	RSRZ
1	E	554	LEU	8.3
1	E	258	THR	7.9
1	E	256	LYS	7.2
1	E	254	THR	7.0
1	E	257	TRP	6.7
1	E	67	GLY	6.6
1	E	97	SER	6.6
1	E	216	HIS	6.4
1	C	499	ASN	6.2
1	E	80	GLU	6.2
1	E	308	LYS	6.0
1	E	90	LYS	5.8
1	E	298	VAL	5.7
1	E	179	ALA	5.7
1	E	48	ALA	5.5
1	E	89	ILE	5.5
1	C	313	ASP	5.5
1	E	195	GLU	5.4
1	E	296	ILE	5.3

Continued on next page...

Continued from previous page...

Mol	Chain	Res	Type	RSRZ
1	E	310	ASP	5.3
1	E	737	GLU	5.2
1	C	306	VAL	5.2
1	E	259	ASN	5.1
1	E	269	LEU	5.1
1	E	194	ASP	5.1
1	E	240	MET	5.1
1	C	513	LYS	5.1
1	E	132	ILE	5.1
1	E	231	LYS	5.1
1	C	495	VAL	5.0
1	E	78	TYR	5.0
1	E	196	VAL	4.9
1	E	239	LYS	4.9
1	E	243	ARG	4.9
1	E	795	GLN	4.9
1	E	134	GLY	4.9
1	C	550	ALA	4.9
1	E	343	PRO	4.8
1	E	93	THR	4.8
1	E	260	LYS	4.8
1	E	359	GLY	4.7
1	E	299	LEU	4.7
1	E	193	ALA	4.7
1	C	553	PRO	4.7
1	E	197	LEU	4.6
1	E	167	LEU	4.6
1	E	781	THR	4.6
1	E	307	LEU	4.6
1	E	47	SER	4.5
1	E	91	GLN	4.5
1	E	361	ALA	4.4
1	E	367	ILE	4.4
1	E	96	ASN	4.4
1	E	317	LYS	4.4
1	C	307	LEU	4.4
1	C	235	VAL	4.4
1	E	369	ILE	4.4
1	E	306	VAL	4.3
1	E	138	GLN	4.3
1	C	528	HIS	4.2
1	E	30	HIS	4.2

Continued on next page...

Continued from previous page...

Mol	Chain	Res	Type	RSRZ
1	C	494	GLU	4.2
1	C	547	HIS	4.2
1	E	137	VAL	4.2
1	E	312	LYS	4.2
1	E	3	ALA	4.2
1	C	251	ASN	4.2
1	E	510	ARG	4.2
1	E	398	GLY	4.2
1	E	215	LEU	4.1
1	E	441	PHE	4.1
1	E	553	PRO	4.1
1	A	67	GLY	4.1
1	E	94	ASP	4.1
1	C	233	PHE	4.1
1	E	166	GLU	4.1
1	E	321	LYS	4.1
1	E	770	ALA	4.1
1	E	262	THR	4.1
1	C	496	LYS	4.1
1	E	354	GLU	4.1
1	E	28	VAL	4.1
1	E	232	LYS	4.1
1	C	314	LEU	4.0
1	C	291	PHE	4.0
1	E	320	LEU	4.0
1	E	99	LEU	4.0
1	E	742	GLY	3.9
1	E	255	LYS	3.9
1	E	33	SER	3.9
1	E	233	PHE	3.9
1	C	232	LYS	3.9
1	E	108	HIS	3.9
1	E	242	ASP	3.8
1	E	740	VAL	3.8
1	E	245	TRP	3.8
1	A	361	ALA	3.8
1	E	136	CYS	3.8
1	C	234	GLY	3.8
1	E	392	GLY	3.8
1	E	358	GLU	3.8
1	E	200	VAL	3.8
1	C	744	TYR	3.7

Continued on next page...

Continued from previous page...

Mol	Chain	Res	Type	RSRZ
1	E	762	GLY	3.7
1	C	502	PRO	3.7
1	C	501	LEU	3.7
1	E	110	ASP	3.7
1	E	68	ILE	3.7
1	E	766	PHE	3.7
1	E	46	ILE	3.6
1	E	280	PRO	3.6
1	C	544	ASP	3.6
1	E	311	GLU	3.6
1	E	794	PRO	3.6
1	E	290	ASN	3.6
1	E	360	PRO	3.6
1	C	504	LEU	3.5
1	E	356	LEU	3.5
1	E	221	THR	3.5
1	E	353	ALA	3.5
1	E	246	GLY	3.4
1	C	296	ILE	3.4
1	E	784	LEU	3.4
1	E	314	LEU	3.4
1	E	761	PRO	3.4
1	E	287	ALA	3.4
1	E	366	CYS	3.4
1	E	98	PHE	3.4
1	E	292	LYS	3.4
1	A	392	GLY	3.4
1	E	550	ALA	3.4
1	E	347	THR	3.4
1	E	759	GLN	3.3
1	E	322	VAL	3.3
1	A	398	GLY	3.3
1	C	310	ASP	3.3
1	C	47	SER	3.3
1	E	95	GLY	3.3
1	C	270	GLU	3.3
1	E	86	VAL	3.3
1	E	339	VAL	3.2
2	F	520	ALA	3.2
1	E	189	VAL	3.2
1	E	348	ALA	3.2
1	C	549	HIS	3.2

Continued on next page...

Continued from previous page...

Mol	Chain	Res	Type	RSRZ
1	E	495	VAL	3.2
1	E	5	THR	3.2
1	C	509	LYS	3.2
1	C	311	GLU	3.2
1	E	452	ASN	3.2
1	C	4	PHE	3.2
1	A	5	THR	3.1
1	E	318	ALA	3.1
1	E	555	LYS	3.1
1	C	167	LEU	3.1
1	E	175	TYR	3.1
1	E	297	PRO	3.1
1	E	440	ARG	3.1
1	C	522	MET	3.1
1	E	294	ASP	3.1
1	C	293	LYS	3.1
1	E	301	GLU	3.1
1	E	453	ILE	3.1
1	C	3	ALA	3.1
1	E	744	TYR	3.1
1	E	362	ASP	3.1
1	E	349	GLN	3.1
1	E	264	ALA	3.1
1	C	67	GLY	3.1
1	E	763	THR	3.1
2	F	519	ALA	3.0
1	E	29	ASP	3.0
1	E	286	THR	3.0
1	C	325	ARG	3.0
2	D	489	ALA	3.0
1	E	234	GLY	3.0
1	C	510	ARG	3.0
1	E	45	ILE	3.0
1	E	83	ASP	3.0
1	E	316	GLY	2.9
1	E	265	GLU	2.9
1	E	790	GLY	2.9
1	E	180	ARG	2.9
1	E	207	GLY	2.9
1	C	740	VAL	2.9
1	E	309	GLY	2.9
1	E	741	GLY	2.9

Continued on next page...

Continued from previous page...

Mol	Chain	Res	Type	RSRZ
1	E	34	THR	2.9
1	E	131	THR	2.9
1	E	747	LEU	2.9
1	E	476	HIS	2.9
2	B	489	ALA	2.9
1	A	357	TYR	2.8
1	E	365	ASN	2.8
1	E	177	THR	2.8
1	C	236	ASP	2.8
1	E	789	GLY	2.8
1	E	757	GLU	2.8
1	C	508	LEU	2.8
2	D	519	ALA	2.8
1	E	2	VAL	2.8
1	E	333	ALA	2.8
1	E	220	PHE	2.8
1	C	312	LYS	2.8
1	E	424	ASP	2.8
1	E	163	ALA	2.7
1	E	6	VAL	2.7
1	C	546	GLU	2.7
1	E	107	GLY	2.7
1	E	126	LEU	2.7
1	E	501	LEU	2.7
1	E	230	ALA	2.7
1	E	304	GLU	2.7
1	C	301	GLU	2.7
1	E	777	SER	2.7
1	E	357	TYR	2.7
1	C	46	ILE	2.7
1	E	442	VAL	2.7
1	E	241	MET	2.6
1	E	745	SER	2.6
1	E	419	VAL	2.6
1	C	323	VAL	2.6
1	E	235	VAL	2.6
1	C	498	ALA	2.6
1	E	162	ARG	2.6
1	C	421	GLY	2.6
1	E	302	LYS	2.6
1	E	253	LYS	2.6
1	E	217	GLY	2.6

Continued on next page...

Continued from previous page...

Mol	Chain	Res	Type	RSRZ
1	E	551	GLY	2.6
1	C	493	VAL	2.6
1	E	313	ASP	2.6
1	E	303	LEU	2.6
1	E	323	VAL	2.6
1	C	316	GLY	2.6
1	E	472	SER	2.6
1	E	289	MET	2.5
1	C	168	GLN	2.5
1	A	359	GLY	2.5
1	E	743	ILE	2.5
1	E	7	ASP	2.5
1	E	188	ILE	2.5
1	C	2	VAL	2.5
1	A	46	ILE	2.5
1	E	421	GLY	2.5
1	E	760	ARG	2.5
1	E	88	GLU	2.5
1	E	496	LYS	2.5
1	E	20	ARG	2.5
1	E	263	ASP	2.5
1	E	471	THR	2.5
1	C	761	PRO	2.5
1	E	780	PHE	2.5
1	C	28	VAL	2.5
1	E	494	GLU	2.5
1	E	82	SER	2.4
1	E	276	PHE	2.4
1	E	44	GLY	2.4
1	C	252	PRO	2.4
1	E	187	VAL	2.4
1	E	371	ASN	2.4
1	A	308	LYS	2.4
1	A	233	PHE	2.4
1	E	105	SER	2.4
1	E	525	SER	2.4
1	C	315	GLU	2.4
1	E	295	GLU	2.4
1	E	479	LYS	2.4
1	E	399	ARG	2.4
1	C	551	GLY	2.4
1	E	124	GLY	2.4

Continued on next page...

Continued from previous page...

Mol	Chain	Res	Type	RSRZ
1	C	305	ILE	2.4
1	E	395	TYR	2.3
1	A	360	PRO	2.3
1	C	529	ILE	2.3
1	C	523	SER	2.3
1	E	541	CYS	2.3
1	C	552	VAL	2.3
1	E	796	MET	2.3
1	E	504	LEU	2.3
1	E	211	PHE	2.3
1	E	756	SER	2.3
1	E	764	PRO	2.3
1	C	267	LYS	2.3
1	E	389	SER	2.3
1	E	201	GLN	2.3
1	E	355	GLN	2.3
1	E	735	CYS	2.3
1	A	47	SER	2.3
1	C	88	GLU	2.3
1	E	474	THR	2.3
1	E	548	ASP	2.3
1	E	250	PHE	2.2
1	E	73	THR	2.2
1	E	145	GLN	2.2
1	E	748	ASN	2.2
1	C	6	VAL	2.2
1	A	452	ASN	2.2
1	E	334	LEU	2.2
1	E	526	GLY	2.2
1	E	758	GLU	2.2
1	E	261	ASP	2.2
1	E	4	PHE	2.2
1	C	321	LYS	2.2
1	E	319	LEU	2.2
1	C	8	GLN	2.2
1	E	376	ALA	2.2
1	A	389	SER	2.2
1	C	5	THR	2.2
1	E	423	LYS	2.2
1	E	335	LEU	2.2
1	C	69	THR	2.2
1	E	341	HIS	2.2

Continued on next page...

Continued from previous page...

Mol	Chain	Res	Type	RSRZ
1	E	325	ARG	2.2
1	A	513	LYS	2.1
1	C	514	SER	2.1
1	E	337	MET	2.1
1	E	549	HIS	2.1
1	C	294	ASP	2.1
1	C	265	GLU	2.1
1	E	444	PRO	2.1
1	E	203	TYR	2.1
1	E	279	ASP	2.1
1	A	365	ASN	2.1
1	C	268	PRO	2.1
1	C	288	ILE	2.1
1	E	111	PHE	2.1
1	E	284	LEU	2.1
1	E	508	LEU	2.1
1	E	192	TYR	2.1
1	C	210	ALA	2.1
1	C	239	LYS	2.1
1	A	196	VAL	2.1
1	A	454	ILE	2.1
1	C	7	ASP	2.1
1	C	261	ASP	2.1
1	C	503	LYS	2.1
1	E	738	GLN	2.1
1	C	29	ASP	2.1
1	E	288	ILE	2.1
1	A	10	ARG	2.1
1	A	307	LEU	2.0
1	A	294	ASP	2.0
1	E	383	SER	2.0
1	C	262	THR	2.0
1	E	336	GLU	2.0
1	E	168	GLN	2.0
1	A	475	ALA	2.0
1	E	492	ALA	2.0
1	C	86	VAL	2.0
1	E	505	VAL	2.0
1	E	244	LEU	2.0
1	E	547	HIS	2.0
1	C	427	PHE	2.0
1	C	231	LYS	2.0

Continued on next page...

Continued from previous page...

Mol	Chain	Res	Type	RSRZ
1	C	249	PHE	2.0
1	E	143	LEU	2.0

6.2 Non-standard residues in protein, DNA, RNA chains [i](#)

In the following table, the Atoms column lists the number of modelled atoms in the group and the number defined in the chemical component dictionary. The B-factors column lists the minimum, median, 95th percentile and maximum values of B factors of atoms in the group. The column labelled 'Q< 0.9' lists the number of atoms with occupancy less than 0.9.

Mol	Type	Chain	Res	Atoms	RSCC	RSR	B-factors(Å ²)	Q<0.9
1	DDE	E	699	20/21	0.91	0.22	27,53,81,82	0
1	DDE	C	699	20/21	0.93	0.21	27,53,81,82	0
1	DDE	A	699	10/21	0.94	0.13	40,48,58,58	0

6.3 Carbohydrates [i](#)

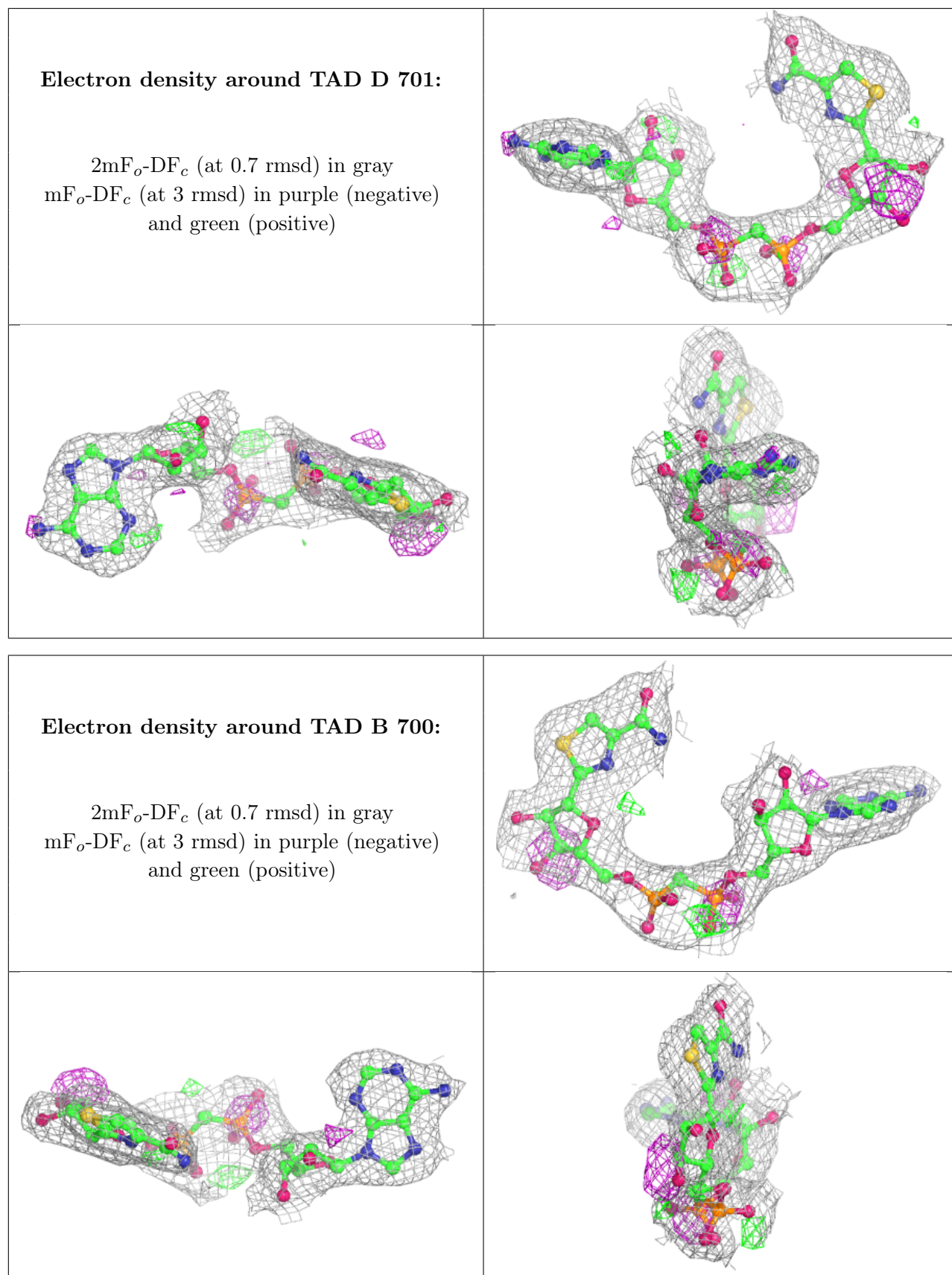
There are no monosaccharides in this entry.

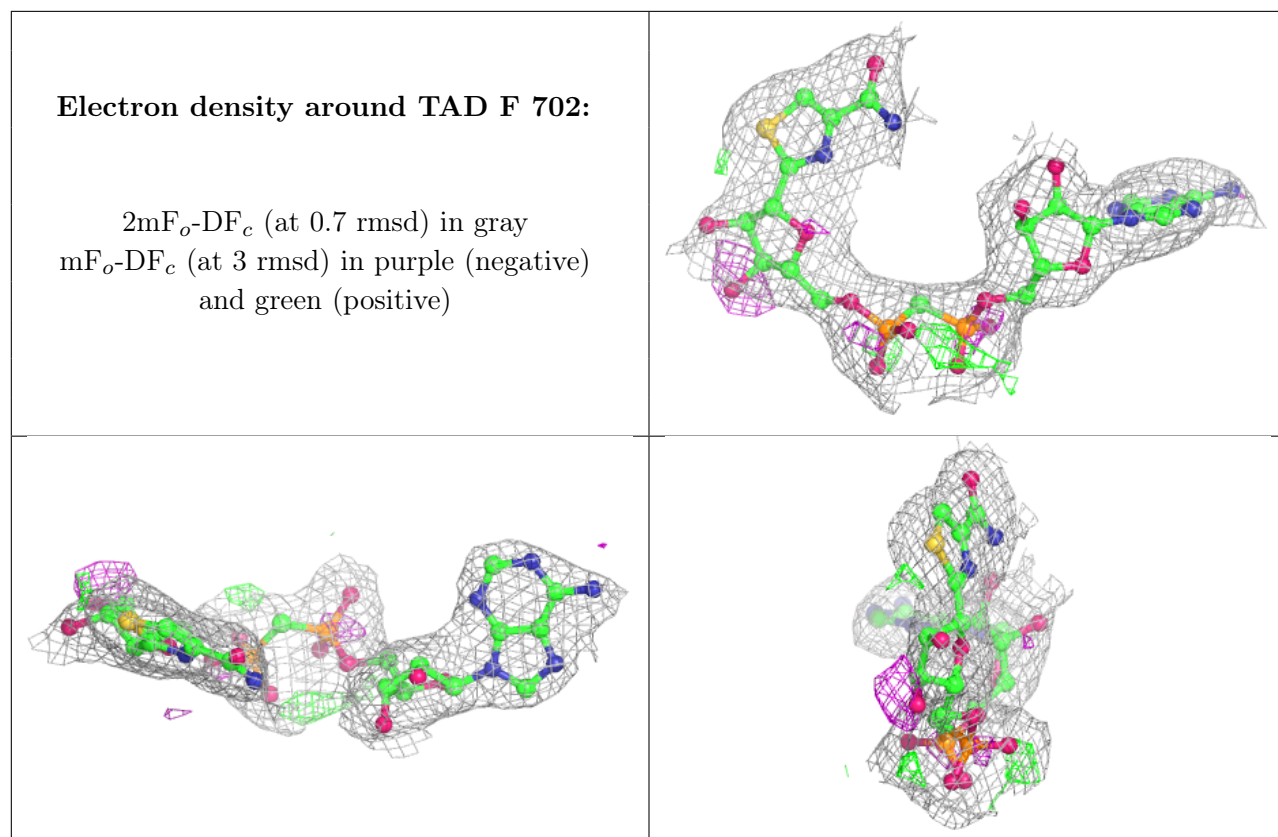
6.4 Ligands [i](#)

In the following table, the Atoms column lists the number of modelled atoms in the group and the number defined in the chemical component dictionary. The B-factors column lists the minimum, median, 95th percentile and maximum values of B factors of atoms in the group. The column labelled 'Q< 0.9' lists the number of atoms with occupancy less than 0.9.

Mol	Type	Chain	Res	Atoms	RSCC	RSR	B-factors(Å ²)	Q<0.9
3	TAD	D	701	43/43	0.90	0.19	20,31,44,46	0
3	TAD	B	700	43/43	0.91	0.18	23,32,44,47	0
3	TAD	F	702	43/43	0.91	0.18	27,37,49,51	0

The following is a graphical depiction of the model fit to experimental electron density of all instances of the Ligand of Interest. In addition, ligands with molecular weight > 250 and outliers as shown on the geometry validation Tables will also be included. Each fit is shown from different orientation to approximate a three-dimensional view.





6.5 Other polymers [i](#)

There are no such residues in this entry.