



# Full wwPDB X-ray Structure Validation Report ⓘ

Feb 5, 2024 – 12:48 AM EST

PDB ID : 1X8W  
Title : Structure of the Tetrahymena Ribozyme: Base Triple Sandwich and Metal Ion at the Active Site  
Authors : Guo, F.; Gooding, A.R.; Cech, T.R.  
Deposited on : 2004-08-18  
Resolution : 3.80 Å(reported)

This is a Full wwPDB X-ray Structure Validation Report for a publicly released PDB entry.

We welcome your comments at [validation@mail.wwpdb.org](mailto:validation@mail.wwpdb.org)

A user guide is available at

<https://www.wwpdb.org/validation/2017/XrayValidationReportHelp>

with specific help available everywhere you see the ⓘ symbol.

The types of validation reports are described at

<http://www.wwpdb.org/validation/2017/FAQs#types>.

---

The following versions of software and data (see [references ⓘ](#)) were used in the production of this report:

MolProbity : 4.02b-467  
Xtriage (Phenix) : 1.13  
EDS : 2.36  
Percentile statistics : 20191225.v01 (using entries in the PDB archive December 25th 2019)  
Refmac : 5.8.0158  
CCP4 : 7.0.044 (Gargrove)  
Ideal geometry (proteins) : Engh & Huber (2001)  
Ideal geometry (DNA, RNA) : Parkinson et al. (1996)  
Validation Pipeline (wwPDB-VP) : 2.36

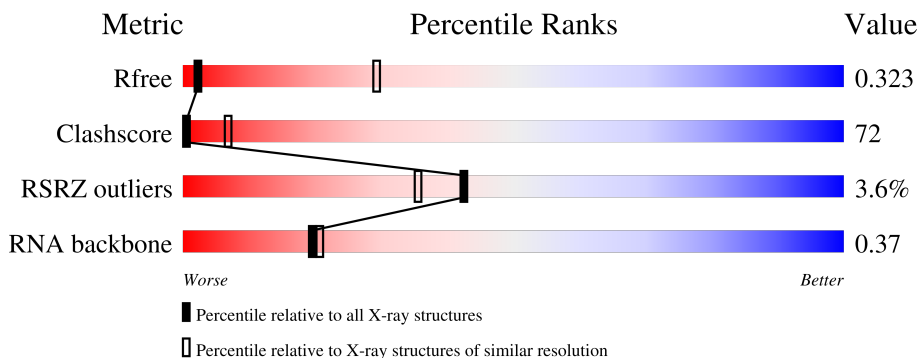
# 1 Overall quality at a glance

The following experimental techniques were used to determine the structure:

*X-RAY DIFFRACTION*

The reported resolution of this entry is 3.80 Å.

Percentile scores (ranging between 0-100) for global validation metrics of the entry are shown in the following graphic. The table shows the number of entries on which the scores are based.



Metric	Whole archive (#Entries)	Similar resolution (#Entries, resolution range(Å))
$R_{free}$	130704	1212 (4.00-3.60)
Clashscore	141614	1288 (4.00-3.60)
RSRZ outliers	127900	1121 (4.00-3.60)
RNA backbone	3102	1036 (4.60-3.00)

The table below summarises the geometric issues observed across the polymeric chains and their fit to the electron density. The red, orange, yellow and green segments of the lower bar indicate the fraction of residues that contain outliers for  $\geq 3$ , 2, 1 and 0 types of geometric quality criteria respectively. A grey segment represents the fraction of residues that are not modelled. The numeric value for each fraction is indicated below the corresponding segment, with a dot representing fractions  $\leq 5\%$ . The upper red bar (where present) indicates the fraction of residues that have poor fit to the electron density. The numeric value is given above the bar.

Mol	Chain	Length	Quality of chain
1	A	247	 2% 9% 54% 31% . .
1	B	247	 2% 9% 45% 33% 13% .
1	C	247	 6% 5% 48% 36% 6% .
1	D	247	 3% 5% 53% 36% . .

The following table lists non-polymeric compounds, carbohydrate monomers and non-standard residues in protein, DNA, RNA chains that are outliers for geometric or electron-density-fit criteria:

Mol	Type	Chain	Res	Chirality	Geometry	Clashes	Electron density
2	MG	A	1	-	-	-	X
2	MG	A	12	-	-	-	X
2	MG	C	11	-	-	-	X
2	MG	C	16	-	-	-	X
2	MG	D	13	-	-	-	X
2	MG	D	15	-	-	-	X

## 2 Entry composition

There are 2 unique types of molecules in this entry. The entry contains 20792 atoms, of which 0 are hydrogens and 0 are deuteriums.

In the tables below, the ZeroOcc column contains the number of atoms modelled with zero occupancy, the AltConf column contains the number of residues with at least one atom in alternate conformation and the Trace column contains the number of residues modelled with at most 2 atoms.

- Molecule 1 is a RNA chain called Tetrahymena ribozyme RNA.

Mol	Chain	Residues	Atoms					ZeroOcc	AltConf	Trace
			Total	C	N	O	P			
1	A	242	5189	2318	956	1674	241	0	0	0
1	B	247	5294	2365	972	1711	246	0	0	0
1	C	237	5082	2270	936	1640	236	0	0	0
1	D	242	5189	2318	956	1674	241	0	0	0

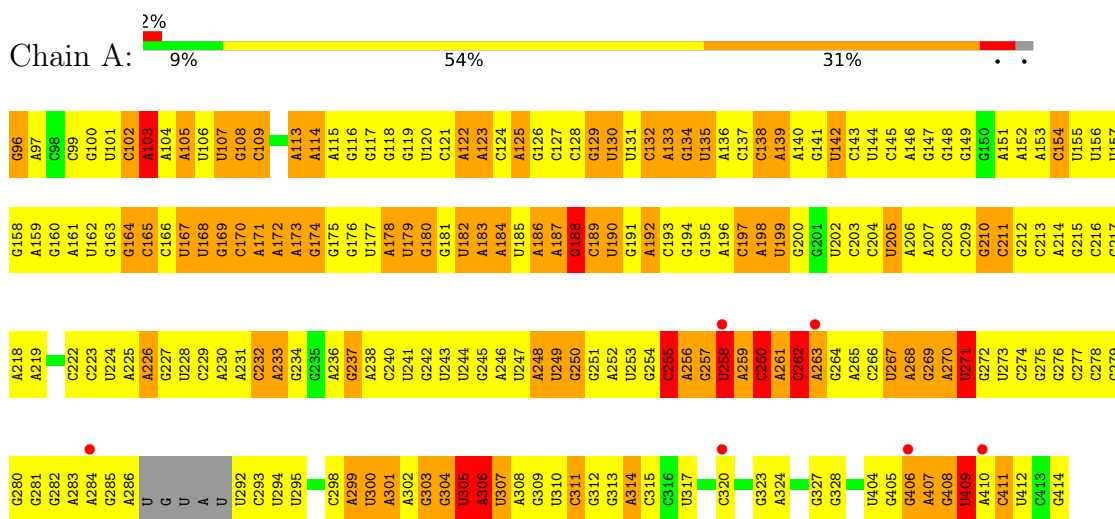
- Molecule 2 is MAGNESIUM ION (three-letter code: MG) (formula: Mg).

Mol	Chain	Residues	Atoms		ZeroOcc	AltConf
2	A	10	Total	Mg	0	0
			10	10		
2	B	9	Total	Mg	0	0
			9	9		
2	C	9	Total	Mg	0	0
			9	9		
2	D	10	Total	Mg	0	0
			10	10		

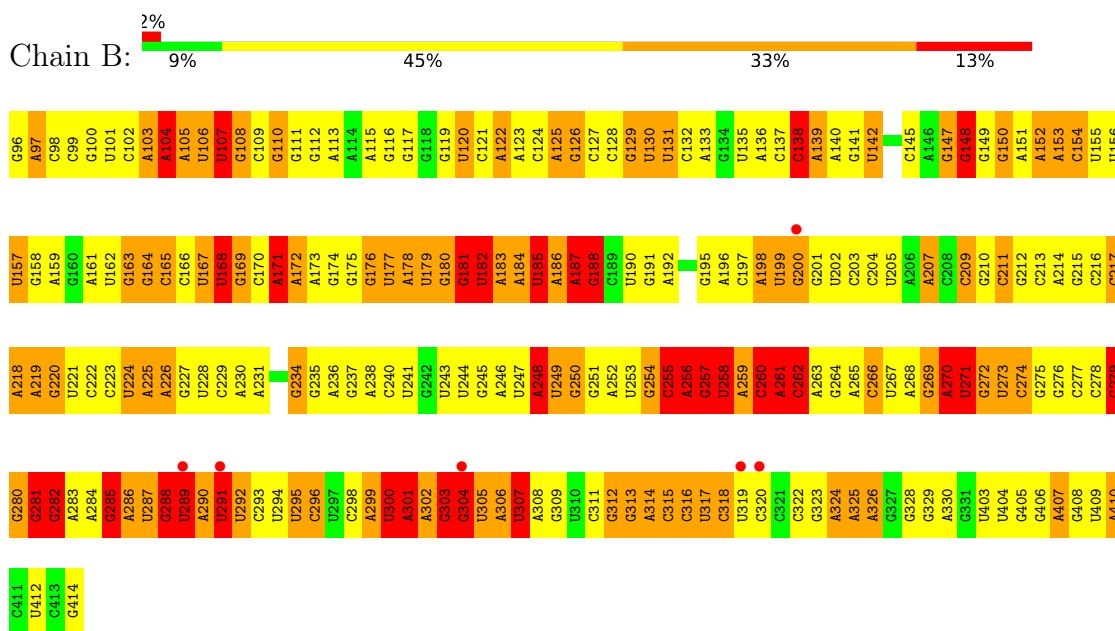
### 3 Residue-property plots

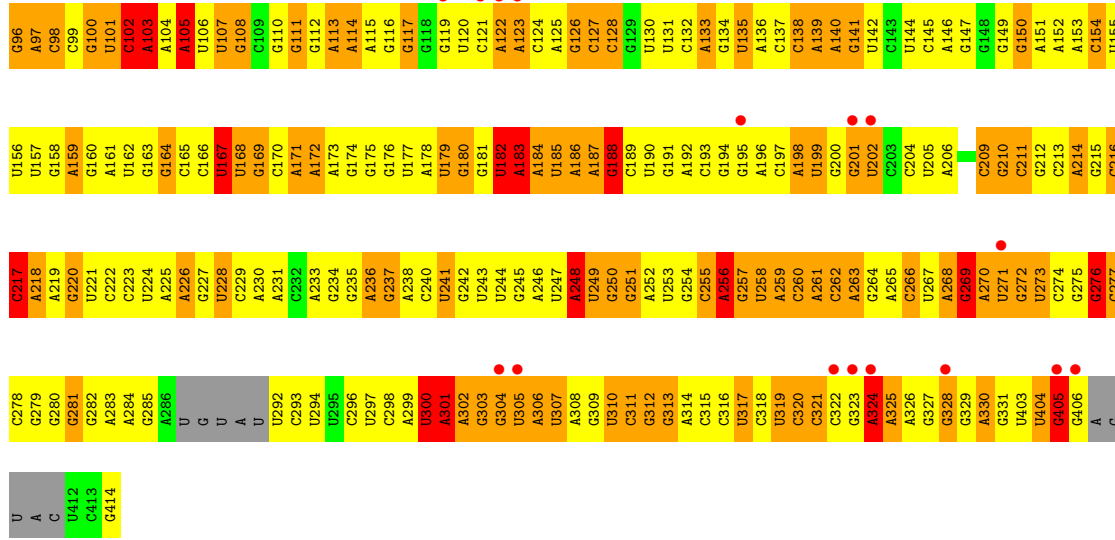
These plots are drawn for all protein, RNA, DNA and oligosaccharide chains in the entry. The first graphic for a chain summarises the proportions of the various outlier classes displayed in the second graphic. The second graphic shows the sequence view annotated by issues in geometry and electron density. Residues are color-coded according to the number of geometric quality criteria for which they contain at least one outlier: green = 0, yellow = 1, orange = 2 and red = 3 or more. A red dot above a residue indicates a poor fit to the electron density ( $RSRZ > 2$ ). Stretches of 2 or more consecutive residues without any outlier are shown as a green connector. Residues present in the sample, but not in the model, are shown in grey.

- Molecule 1: Tetrahymena ribozyme RNA




- Molecule 1: Tetrahymena ribozyme RNA





• Molecule 1: Tetrahymena ribozyme RNA



## 4 Data and refinement statistics

Property	Value	Source
Space group	P 41 21 2	Depositor
Cell constants a, b, c, $\alpha$ , $\beta$ , $\gamma$	175.40Å 175.40Å 304.80Å 90.00° 90.00° 90.00°	Depositor
Resolution (Å)	20.00 – 3.80 20.00 – 3.81	Depositor EDS
% Data completeness (in resolution range)	(Not available) (20.00-3.80) 93.6 (20.00-3.81)	Depositor EDS
$R_{merge}$	0.05	Depositor
$R_{sym}$	(Not available)	Depositor
$\langle I/\sigma(I) \rangle$ <sup>1</sup>	3.52 (at 3.82Å)	Xtrriage
Refinement program	CNS	Depositor
R, $R_{free}$	0.263 , 0.320 0.263 , 0.323	Depositor DCC
$R_{free}$ test set	3102 reflections (7.05%)	wwPDB-VP
Wilson B-factor (Å <sup>2</sup> )	147.3	Xtrriage
Anisotropy	0.220	Xtrriage
Bulk solvent $k_{sol}$ (e/Å <sup>3</sup> ), $B_{sol}$ (Å <sup>2</sup> )	0.16 , 120.4	EDS
L-test for twinning <sup>2</sup>	$\langle  L  \rangle = 0.49$ , $\langle L^2 \rangle = 0.32$	Xtrriage
Estimated twinning fraction	No twinning to report.	Xtrriage
$F_o, F_c$ correlation	0.92	EDS
Total number of atoms	20792	wwPDB-VP
Average B, all atoms (Å <sup>2</sup> )	122.0	wwPDB-VP

Xtrriage's analysis on translational NCS is as follows: *The largest off-origin peak in the Patterson function is 2.11% of the height of the origin peak. No significant pseudotranslation is detected.*

<sup>1</sup>Intensities estimated from amplitudes.

<sup>2</sup>Theoretical values of  $\langle |L| \rangle$ ,  $\langle L^2 \rangle$  for acentric reflections are 0.5, 0.333 respectively for untwinned datasets, and 0.375, 0.2 for perfectly twinned datasets.

## 5 Model quality [i](#)

### 5.1 Standard geometry [i](#)

Bond lengths and bond angles in the following residue types are not validated in this section: MG

The Z score for a bond length (or angle) is the number of standard deviations the observed value is removed from the expected value. A bond length (or angle) with  $|Z| > 5$  is considered an outlier worth inspection. RMSZ is the root-mean-square of all Z scores of the bond lengths (or angles).

Mol	Chain	Bond lengths		Bond angles	
		RMSZ	# $ Z  > 5$	RMSZ	# $ Z  > 5$
1	A	0.60	0/5811	0.84	9/9060 (0.1%)
1	B	0.85	5/5929 (0.1%)	1.00	26/9246 (0.3%)
1	C	0.85	4/5690 (0.1%)	1.01	23/8869 (0.3%)
1	D	0.53	0/5811	0.83	10/9060 (0.1%)
All	All	0.72	9/23241 (0.0%)	0.93	68/36235 (0.2%)

Chiral center outliers are detected by calculating the chiral volume of a chiral center and verifying if the center is modelled as a planar moiety or with the opposite hand. A planarity outlier is detected by checking planarity of atoms in a peptide group, atoms in a mainchain group or atoms of a sidechain that are expected to be planar.

Mol	Chain	#Chirality outliers	#Planarity outliers
1	A	0	8
1	B	0	31
1	C	0	6
1	D	0	2
All	All	0	47

All (9) bond length outliers are listed below:

Mol	Chain	Res	Type	Atoms	Z	Observed(Å)	Ideal(Å)
1	C	102	C	N1-C2	9.61	1.49	1.40
1	C	102	C	C4-C5	8.43	1.49	1.43
1	C	271	U	N1-C2	7.41	1.45	1.38
1	B	258	U	N1-C6	-6.07	1.32	1.38
1	B	258	U	P-OP2	5.80	1.58	1.49
1	B	105	A	C5-C6	-5.31	1.36	1.41
1	C	269	G	C5-C6	-5.21	1.37	1.42
1	B	304	G	C2-N3	-5.21	1.28	1.32
1	B	304	G	C5-C6	-5.03	1.37	1.42



All (68) bond angle outliers are listed below:

Mol	Chain	Res	Type	Atoms	Z	Observed(°)	Ideal(°)
1	C	248	A	N9-C1'-C2'	8.95	125.64	114.00
1	B	188	G	N9-C1'-C2'	8.82	125.46	114.00
1	B	248	A	N9-C1'-C2'	8.73	125.34	114.00
1	B	303	G	N9-C1'-C2'	-8.31	102.86	112.00
1	B	258	U	N1-C1'-C2'	-7.46	103.79	112.00
1	B	182	U	N1-C1'-C2'	7.44	123.67	114.00
1	D	122	A	C2'-C3'-O3'	7.23	125.40	109.50
1	C	188	G	N9-C1'-C2'	7.17	123.33	114.00
1	B	270	A	N9-C1'-C2'	7.14	123.28	114.00
1	B	184	A	O5'-P-OP1	-7.10	99.31	105.70
1	C	300	U	N1-C1'-C2'	7.05	123.17	114.00
1	D	179	U	N1-C1'-C2'	6.90	122.97	114.00
1	D	103	A	C2'-C3'-O3'	6.85	124.66	113.70
1	C	105	A	N9-C1'-C2'	-6.81	104.51	112.00
1	A	258	U	C2'-C3'-O3'	6.76	124.52	113.70
1	C	183	A	O5'-P-OP1	-6.70	99.67	105.70
1	D	164	G	N9-C1'-C2'	6.68	122.68	114.00
1	D	258	U	C2'-C3'-O3'	6.61	124.27	113.70
1	A	271	U	N1-C1'-C2'	-6.54	104.81	112.00
1	B	258	U	C2'-C3'-O3'	6.54	124.16	113.70
1	B	256	A	C2'-C3'-O3'	6.52	124.13	113.70
1	C	324	A	C2'-C3'-O3'	6.49	124.09	113.70
1	D	123	A	O5'-P-OP2	-6.49	99.86	105.70
1	A	188	G	N9-C1'-C2'	6.48	122.43	114.00
1	A	271	U	C3'-C2'-C1'	-6.48	96.32	101.50
1	C	405	G	C5'-C4'-C3'	-6.32	105.89	116.00
1	B	301	A	C5'-C4'-O4'	6.31	116.68	109.10
1	B	138	C	N1-C1'-C2'	6.29	122.17	114.00
1	B	289	U	O5'-P-OP2	6.28	118.23	110.70
1	C	272	G	N3-C2-N2	6.24	124.27	119.90
1	B	285	G	N9-C1'-C2'	-6.19	105.19	112.00
1	B	171	A	N9-C1'-C2'	6.17	122.03	114.00
1	D	122	A	OP2-P-O3'	6.10	118.63	105.20
1	C	167	U	C5'-C4'-O4'	-6.05	101.84	109.10
1	A	306	A	N9-C1'-C2'	6.01	121.81	114.00
1	B	262	C	N1-C1'-C2'	5.96	121.74	114.00
1	A	260	C	C2'-C3'-O3'	5.95	123.22	113.70
1	C	256	A	N9-C1'-C2'	5.91	121.69	114.00
1	B	187	A	N9-C1'-C2'	5.80	121.54	114.00
1	C	103	A	N9-C1'-C2'	5.80	121.54	114.00
1	B	272	G	O4'-C1'-N9	-5.76	103.59	108.20
1	C	272	G	N1-C2-N2	-5.76	111.02	116.20

*Continued on next page...*

*Continued from previous page...*

Mol	Chain	Res	Type	Atoms	Z	Observed(°)	Ideal(°)
1	D	103	A	N9-C1'-C2'	5.71	121.42	114.00
1	C	182	U	N1-C1'-C2'	5.64	121.33	114.00
1	C	182	U	OP2-P-O3'	5.62	117.57	105.20
1	B	281	G	N9-C1'-C2'	-5.61	105.83	112.00
1	D	182	U	N1-C1'-C2'	5.58	121.25	114.00
1	B	271	U	O4'-C1'-N1	5.52	112.62	108.20
1	C	404	U	N1-C1'-C2'	5.52	121.17	114.00
1	B	288	G	OP2-P-O3'	-5.50	93.10	105.20
1	C	301	A	N9-C1'-C2'	-5.49	105.96	112.00
1	C	217	C	C2'-C3'-O3'	5.40	122.34	113.70
1	C	248	A	C1'-O4'-C4'	-5.39	105.58	109.90
1	C	167	U	C2'-C3'-O3'	-5.36	97.71	109.50
1	C	102	C	N3-C2-O2	-5.33	118.17	121.90
1	A	305	U	N1-C1'-C2'	5.31	120.90	114.00
1	B	288	G	C3'-C2'-O2'	5.30	128.66	113.30
1	C	271	U	O4'-C1'-N1	5.29	112.43	108.20
1	B	301	A	O4'-C1'-N9	5.26	112.41	108.20
1	A	103	A	O4'-C1'-N9	5.23	112.38	108.20
1	B	254	G	O4'-C1'-N9	-5.22	104.02	108.20
1	C	102	C	N1-C1'-C2'	5.22	120.79	114.00
1	D	116	G	C2'-C3'-O3'	5.11	121.87	113.70
1	B	291	U	OP2-P-O3'	5.10	116.42	105.20
1	C	300	U	OP2-P-O3'	5.06	116.34	105.20
1	A	262	C	N1-C1'-C2'	5.05	120.56	114.00
1	B	282	G	O5'-P-OP1	-5.04	101.16	105.70
1	B	248	A	C1'-O4'-C4'	-5.01	105.89	109.90

There are no chirality outliers.

All (47) planarity outliers are listed below:

Mol	Chain	Res	Type	Group
1	A	107	U	Sidechain
1	A	142	U	Sidechain
1	A	255	C	Sidechain
1	A	258	U	Sidechain
1	A	260	C	Sidechain
1	A	305	U	Sidechain
1	A	409	U	Sidechain
1	A	96	G	Sidechain
1	B	104	A	Sidechain
1	B	107	U	Sidechain
1	B	110	G	Sidechain

*Continued on next page...*

*Continued from previous page...*

Mol	Chain	Res	Type	Group
1	B	142	U	Sidechain
1	B	147	G	Sidechain
1	B	148	G	Sidechain
1	B	150	G	Sidechain
1	B	152	A	Sidechain
1	B	153	A	Sidechain
1	B	157	U	Sidechain
1	B	163	G	Sidechain
1	B	168	U	Sidechain
1	B	171	A	Sidechain
1	B	181	G	Sidechain
1	B	185	U	Sidechain
1	B	188	G	Sidechain
1	B	209	C	Sidechain
1	B	224	U	Sidechain
1	B	234	G	Sidechain
1	B	255	C	Sidechain
1	B	257	G	Sidechain
1	B	258	U	Sidechain
1	B	260	C	Sidechain
1	B	261	A	Sidechain
1	B	262	C	Sidechain
1	B	279	G	Sidechain
1	B	280	G	Sidechain
1	B	300	U	Sidechain
1	B	301	A	Sidechain
1	B	303	G	Sidechain
1	B	307	U	Sidechain
1	C	101	U	Sidechain
1	C	102	C	Sidechain
1	C	105	A	Sidechain
1	C	150	G	Sidechain
1	C	153	A	Sidechain
1	C	276	G	Sidechain
1	D	164	G	Sidechain
1	D	220	G	Sidechain

## 5.2 Too-close contacts

In the following table, the Non-H and H(model) columns list the number of non-hydrogen atoms and hydrogen atoms in the chain respectively. The H(added) column lists the number of hydrogen atoms added and optimized by MolProbity. The Clashes column lists the number of clashes within

the asymmetric unit, whereas Symm-Clashes lists symmetry-related clashes.

Mol	Chain	Non-H	H(model)	H(added)	Clashes	Symm-Clashes
1	A	5189	0	2615	463	0
1	B	5294	0	2666	608	0
1	C	5082	0	2561	639	0
1	D	5189	0	2615	556	0
2	A	10	0	0	0	0
2	B	9	0	0	0	0
2	C	9	0	0	0	0
2	D	10	0	0	0	0
All	All	20792	0	10457	2242	0

The all-atom clashscore is defined as the number of clashes found per 1000 atoms (including hydrogen atoms). The all-atom clashscore for this structure is 72.

All (2242) close contacts within the same asymmetric unit are listed below, sorted by their clash magnitude.

Atom-1	Atom-2	Interatomic distance (Å)	Clash overlap (Å)
1:C:110:G:H3'	1:C:111:G:H5''	1.21	1.20
1:B:219:A:H3'	1:B:220:G:C5'	1.72	1.19
1:D:124:C:H2'	1:D:125:A:H5''	1.27	1.15
1:B:219:A:H3'	1:B:220:G:H5''	1.17	1.15
1:B:278:C:H2'	1:B:279:G:H5''	1.17	1.12
1:A:259:A:H3'	1:A:260:C:H5''	1.16	1.11
1:C:132:C:H2'	1:C:133:A:H5''	1.27	1.11
1:A:132:C:H2'	1:A:133:A:H5''	1.25	1.10
1:A:304:G:H5'	1:A:305:U:OP2	1.52	1.09
1:B:286:A:H2'	1:B:287:U:O4'	1.50	1.09
1:B:220:G:C8	1:B:220:G:H5'	1.88	1.08
1:B:284:A:H2'	1:B:285:G:H8	1.13	1.08
1:D:259:A:H3'	1:D:260:C:H5''	1.10	1.08
1:B:219:A:C3'	1:B:220:G:H5''	1.83	1.08
1:B:220:G:H5'	1:B:220:G:H8	0.99	1.07
1:D:311:C:H2'	1:D:312:G:H5''	1.12	1.07
1:B:316:C:H3'	1:B:317:U:H5''	1.11	1.06
1:C:167:U:H1'	1:C:171:A:N6	1.70	1.06
1:A:102:C:H5'	1:A:103:A:OP2	1.56	1.04
1:C:133:A:H5'	1:C:133:A:H8	1.20	1.04
1:D:185:U:H4'	1:D:186:A:OP1	1.56	1.04
1:D:205:U:H2'	1:D:206:A:H5''	1.40	1.04
1:D:301:A:H3'	1:D:302:A:H5'	1.07	1.04
1:B:259:A:H3'	1:B:260:C:H5''	1.06	1.03

*Continued on next page...*

*Continued from previous page...*

Atom-1	Atom-2	Interatomic distance (Å)	Clash overlap (Å)
1:C:230:A:H2'	1:C:231:A:C8	1.93	1.03
1:C:132:C:C2'	1:C:133:A:H5''	1.89	1.03
1:B:247:U:O2'	1:C:228:U:H4'	1.58	1.03
1:A:132:C:C2'	1:A:133:A:H5''	1.89	1.03
1:C:302:A:H3'	1:C:303:G:H5''	1.37	1.01
1:D:132:C:H2'	1:D:133:A:H5''	1.38	1.01
1:B:279:G:H2'	1:B:280:G:H8	1.25	1.00
1:D:311:C:C2'	1:D:312:G:H5''	1.90	1.00
1:A:293:C:H2'	1:A:294:U:C6	1.95	1.00
1:C:280:G:H2'	1:C:281:G:H5'	1.41	1.00
1:C:164:G:H5''	1:C:165:C:H5	1.25	1.00
1:D:301:A:H3'	1:D:302:A:C5'	1.91	1.00
1:A:108:G:H3'	1:A:109:C:H5''	1.44	1.00
1:D:169:G:H2'	1:D:170:C:C6	1.96	0.99
1:D:96:G:H2'	1:D:97:A:C8	1.97	0.99
1:A:96:G:H5'	1:A:300:U:O2'	1.61	0.99
1:C:163:G:H3'	1:C:164:G:C8	1.97	0.99
1:D:303:G:H5'	1:D:304:G:OP2	1.63	0.99
1:C:151:A:H2	1:C:225:A:H4'	1.23	0.99
1:A:301:A:H5'	1:A:302:A:OP2	1.62	0.98
1:D:301:A:C3'	1:D:302:A:H5'	1.92	0.98
1:D:214:A:H2'	1:D:215:G:H5'	1.46	0.98
1:C:213:C:C2'	1:C:214:A:H5''	1.93	0.98
1:B:286:A:H3'	1:B:287:U:H5''	1.43	0.98
1:C:213:C:H2'	1:C:214:A:H5''	1.43	0.97
1:B:288:G:H4'	1:B:289:U:OP1	1.62	0.97
1:B:271:U:H2'	1:B:272:G:H8	1.27	0.96
1:C:101:U:C2	1:C:102:C:H5	1.83	0.96
1:A:232:C:H2'	1:A:233:A:H5''	1.47	0.96
1:D:259:A:H3'	1:D:260:C:C5'	1.95	0.96
1:A:405:G:O2'	1:A:406:G:H5'	1.65	0.96
1:C:318:C:C2'	1:C:319:U:H5''	1.96	0.96
1:C:182:U:H4'	1:C:186:A:N7	1.81	0.96
1:C:226:A:H3'	1:C:227:G:C8	2.00	0.96
1:B:259:A:C3'	1:B:260:C:H5''	1.96	0.96
1:C:201:G:H2'	1:C:202:U:C6	2.01	0.96
1:A:408:G:H2'	1:A:409:U:C6	2.01	0.95
1:D:301:A:N3	1:D:301:A:OP2	2.00	0.95
1:B:259:A:H3'	1:B:260:C:C5'	1.95	0.95
1:A:210:G:H5''	1:A:211:C:H5''	1.47	0.95
1:A:302:A:H3'	1:A:303:G:H4'	1.49	0.95

*Continued on next page...*

*Continued from previous page...*

Atom-1	Atom-2	Interatomic distance (Å)	Clash overlap (Å)
1:A:130:U:H2'	1:A:131:U:H5'	1.49	0.95
1:D:312:G:H2'	1:D:313:G:O4'	1.67	0.94
1:B:316:C:H3'	1:B:317:U:C5'	1.95	0.94
1:D:318:C:H2'	1:D:319:U:H5''	1.46	0.94
1:A:191:G:H2'	1:A:192:A:H5''	1.45	0.94
1:D:130:U:H2'	1:D:131:U:H5'	1.49	0.94
1:B:316:C:C3'	1:B:317:U:H5''	1.97	0.94
1:C:278:C:H2'	1:C:279:G:H5'	1.51	0.93
1:C:228:U:H2'	1:C:229:C:C6	2.04	0.93
1:B:284:A:H2'	1:B:285:G:C8	2.04	0.92
1:A:298:C:H2'	1:A:299:A:C8	2.04	0.92
1:B:314:A:H3'	1:B:315:C:H5	1.34	0.92
1:C:302:A:H3'	1:C:303:G:C5'	2.00	0.92
1:B:284:A:O2'	1:B:285:G:H5'	1.70	0.92
1:D:284:A:H2'	1:D:285:G:H5''	1.50	0.92
1:C:321:C:H2'	1:C:322:C:C6	2.05	0.91
1:C:226:A:H3'	1:C:227:G:H8	1.33	0.91
1:C:324:A:H3'	1:C:325:A:H8	1.33	0.91
1:A:259:A:C3'	1:A:260:C:H5''	1.99	0.91
1:C:228:U:H2'	1:C:229:C:H6	1.33	0.91
1:A:171:A:H4'	1:A:172:A:OP1	1.69	0.91
1:A:227:G:H1	1:A:247:U:H3	1.17	0.91
1:C:182:U:H4'	1:C:183:A:OP2	1.69	0.91
1:C:230:A:H2'	1:C:231:A:H8	1.30	0.90
1:C:229:C:H2'	1:C:230:A:C8	2.07	0.90
1:C:278:C:C2'	1:C:279:G:H5'	2.02	0.90
1:C:280:G:C2'	1:C:281:G:H5'	2.01	0.90
1:B:287:U:H3'	1:B:288:G:H8	1.35	0.90
1:B:100:G:O2'	1:B:101:U:H5'	1.70	0.90
1:B:289:U:H5''	1:B:290:A:OP2	1.71	0.90
1:B:303:G:H5'	1:B:304:G:OP2	1.72	0.90
1:C:270:A:H2'	1:C:271:U:O4'	1.71	0.90
1:D:325:A:H2'	1:D:326:A:C8	2.07	0.90
1:B:301:A:H3'	1:B:302:A:H5''	1.54	0.89
1:B:314:A:H3'	1:B:315:C:C5	2.07	0.89
1:B:281:G:H2'	1:B:282:G:H8	1.36	0.89
1:D:254:G:H5''	1:D:255:C:OP1	1.73	0.89
1:C:164:G:H21	1:C:186:A:H2	1.19	0.88
1:A:271:U:H1'	1:A:303:G:N7	1.89	0.88
1:B:278:C:C2'	1:B:279:G:H5''	2.02	0.88
1:A:294:U:H2'	1:A:295:U:C6	2.09	0.88

*Continued on next page...*

*Continued from previous page...*

Atom-1	Atom-2	Interatomic distance (Å)	Clash overlap (Å)
1:C:324:A:H8	1:C:324:A:OP1	1.57	0.88
1:D:259:A:C3'	1:D:260:C:H5''	2.01	0.88
1:A:104:A:H1'	1:A:218:A:H5'	1.55	0.87
1:B:97:A:H5'	1:B:98:C:OP2	1.74	0.87
1:C:151:A:C2	1:C:225:A:H4'	2.09	0.87
1:B:96:G:H2'	1:B:97:A:H8	1.38	0.87
1:D:408:G:H2'	1:D:409:U:C1'	2.04	0.87
1:B:304:G:C8	1:B:304:G:H3'	2.08	0.87
1:A:210:G:H5''	1:A:211:C:C5'	2.05	0.87
1:B:220:G:C5'	1:B:220:G:H8	1.87	0.86
1:B:255:C:O2'	1:B:273:U:H5''	1.74	0.86
1:B:129:G:H4'	1:B:130:U:OP1	1.75	0.86
1:C:259:A:H3'	1:C:260:C:H5''	1.57	0.86
1:C:133:A:H5'	1:C:133:A:C8	2.10	0.86
1:C:105:A:C2'	1:C:106:U:H5'	2.06	0.85
1:A:255:C:H1'	1:A:273:U:H4'	1.56	0.85
1:B:283:A:H2'	1:B:284:A:C8	2.11	0.85
1:C:105:A:H2'	1:C:106:U:H5'	1.58	0.85
1:A:139:A:H5'	1:A:140:A:OP2	1.76	0.85
1:C:269:G:H8	1:C:269:G:H5''	1.39	0.85
1:B:270:A:H3'	1:B:271:U:H6	1.41	0.85
1:C:324:A:OP1	1:C:324:A:C8	2.30	0.85
1:D:280:G:H2'	1:D:281:G:C8	2.11	0.85
1:B:315:C:H2'	1:B:316:C:O4'	1.76	0.85
1:A:242:G:H2'	1:A:243:U:C6	2.11	0.84
1:A:292:U:O2'	1:A:293:C:H5'	1.76	0.84
1:D:228:U:H2'	1:D:229:C:C6	2.12	0.84
1:C:116:G:H2'	1:C:117:G:H5''	1.57	0.84
1:B:270:A:C8	1:B:271:U:C4	2.66	0.84
1:A:302:A:C6	1:A:303:G:H1'	2.12	0.84
1:A:303:G:H5'	1:A:304:G:OP2	1.78	0.84
1:B:247:U:HO2'	1:C:228:U:H4'	1.43	0.84
1:B:209:C:H5''	1:B:210:G:OP2	1.77	0.84
1:D:149:G:H2'	1:D:150:G:H8	1.40	0.84
1:B:279:G:H2'	1:B:280:G:C8	2.13	0.83
1:C:161:A:O2'	1:C:162:U:H5'	1.77	0.83
1:C:302:A:C3'	1:C:303:G:H5''	2.08	0.83
1:D:247:U:O2'	1:D:248:A:H5'	1.76	0.83
1:A:202:U:H2'	1:A:203:C:C6	2.13	0.83
1:B:255:C:H1'	1:B:273:U:H4'	1.58	0.82
1:B:185:U:H4'	1:B:186:A:OP1	1.79	0.82

*Continued on next page...*

*Continued from previous page...*

Atom-1	Atom-2	Interatomic distance (Å)	Clash overlap (Å)
1:A:156:U:H2'	1:A:157:U:C6	2.15	0.82
1:A:208:C:O2'	1:A:209:C:H5'	1.79	0.82
1:C:164:G:H5''	1:C:165:C:C5	2.12	0.82
1:C:309:G:O2'	1:C:310:U:H5'	1.79	0.82
1:A:271:U:H1'	1:A:303:G:C5	2.16	0.81
1:C:270:A:C8	1:C:271:U:C5	2.68	0.81
1:C:115:A:H2'	1:C:116:G:C8	2.16	0.81
1:D:147:G:H1	1:D:156:U:H3	1.22	0.81
1:C:119:G:H22	1:C:202:U:H3	1.26	0.81
1:A:198:A:H5''	1:A:199:U:OP1	1.81	0.81
1:B:300:U:O2	1:B:300:U:H2'	1.79	0.81
1:A:202:U:H2'	1:A:203:C:H6	1.44	0.81
1:C:260:C:H1'	1:C:305:U:C4	2.16	0.81
1:D:403:U:H2'	1:D:404:U:H5'	1.62	0.81
1:A:293:C:H2'	1:A:294:U:H6	1.46	0.81
1:C:217:C:HO2'	1:C:218:A:C5'	1.93	0.81
1:D:214:A:C2'	1:D:215:G:H5'	2.11	0.81
1:B:287:U:H3'	1:B:288:G:C8	2.15	0.81
1:C:324:A:H3'	1:C:325:A:C8	2.15	0.81
1:B:151:A:C5	1:B:226:A:H1'	2.17	0.80
1:D:205:U:C2'	1:D:206:A:H5''	2.10	0.80
1:A:259:A:H3'	1:A:260:C:C5'	2.06	0.80
1:C:183:A:H5'	1:C:184:A:OP2	1.80	0.80
1:D:163:G:H3'	1:D:164:G:C8	2.16	0.80
1:B:287:U:H4'	1:B:288:G:OP2	1.79	0.80
1:B:290:A:H4'	1:B:291:U:OP1	1.80	0.80
1:D:408:G:H2'	1:D:409:U:H1'	1.62	0.80
1:B:286:A:C3'	1:B:287:U:H5''	2.10	0.80
1:C:110:G:C3'	1:C:111:G:H5''	2.07	0.80
1:C:321:C:H2'	1:C:322:C:H6	1.47	0.80
1:C:271:U:H2'	1:C:272:G:H5'	1.62	0.80
1:C:329:G:H2'	1:C:330:A:H5''	1.64	0.79
1:C:318:C:H2'	1:C:319:U:H5''	1.63	0.79
1:B:291:U:O2	1:B:291:U:H2'	1.82	0.79
1:D:132:C:C2'	1:D:133:A:H5''	2.11	0.79
1:D:301:A:H5'	1:D:302:A:OP2	1.81	0.79
1:A:209:C:H3'	1:A:210:G:H5'	1.65	0.79
1:B:284:A:C2'	1:B:285:G:H5'	2.11	0.79
1:A:409:U:H2'	1:A:410:A:C8	2.17	0.79
1:B:307:U:H2'	1:B:308:A:C8	2.18	0.79
1:C:270:A:N1	1:C:307:U:C5	2.51	0.79

*Continued on next page...*



*Continued from previous page...*

Atom-1	Atom-2	Interatomic distance (Å)	Clash overlap (Å)
1:D:318:C:C2'	1:D:319:U:H5''	2.13	0.79
1:C:229:C:H2'	1:C:230:A:H8	1.48	0.79
1:B:202:U:H2'	1:B:203:C:C6	2.18	0.79
1:D:323:G:H2'	1:D:324:A:H5''	1.65	0.79
1:A:279:G:H22	1:A:299:A:H2	1.28	0.78
1:B:202:U:H2'	1:B:203:C:H6	1.48	0.78
1:B:271:U:H2'	1:B:272:G:C8	2.16	0.78
1:C:115:A:H2'	1:C:116:G:H8	1.47	0.78
1:D:262:C:O2	1:D:262:C:H2'	1.83	0.78
1:D:255:C:H1'	1:D:273:U:H4'	1.62	0.78
1:D:178:A:H4'	1:D:179:U:O5'	1.82	0.78
1:D:261:A:H62	1:D:264:G:H3'	1.47	0.78
1:C:261:A:H4'	1:C:262:C:OP1	1.82	0.78
1:D:169:G:H2'	1:D:170:C:H6	1.49	0.78
1:C:182:U:C4'	1:C:186:A:N7	2.47	0.78
1:A:405:G:C2'	1:A:406:G:H5'	2.13	0.78
1:C:164:G:N2	1:C:186:A:H2	1.81	0.78
1:B:275:G:H2'	1:B:276:G:H8	1.49	0.78
1:A:174:G:H2'	1:A:175:G:C8	2.18	0.77
1:B:280:G:O2'	1:B:281:G:H5'	1.84	0.77
1:C:318:C:O2'	1:C:319:U:H5''	1.83	0.77
1:D:163:G:H4'	1:D:164:G:OP1	1.82	0.77
1:A:306:A:H1'	1:A:307:U:H5	1.49	0.77
1:B:166:C:OP2	1:B:167:U:H3'	1.85	0.77
1:A:101:U:H2'	1:A:102:C:C6	2.20	0.77
1:C:279:G:H2'	1:C:280:G:O4'	1.85	0.77
1:B:301:A:H5''	1:B:302:A:OP2	1.84	0.77
1:C:320:C:O2'	1:C:321:C:H5'	1.84	0.77
1:C:270:A:N7	1:C:271:U:C4	2.53	0.77
1:D:212:G:O2'	1:D:213:C:H5'	1.84	0.77
1:D:311:C:H2'	1:D:312:G:C5'	2.05	0.77
1:C:182:U:H3'	1:C:188:G:C8	2.20	0.76
1:A:270:A:H2'	1:A:271:U:C6	2.20	0.76
1:A:269:G:H8	1:A:269:G:O5'	1.69	0.76
1:B:319:U:H2'	1:B:320:C:H6	1.51	0.76
1:A:271:U:OP1	1:A:271:U:O4'	2.04	0.76
1:B:287:U:C3'	1:B:288:G:H8	1.98	0.76
1:C:323:G:N1	1:C:325:A:H5''	2.00	0.76
1:D:405:G:H2'	1:D:406:G:C8	2.22	0.75
1:A:159:A:H2'	1:A:160:G:C8	2.21	0.75
1:A:302:A:N1	1:A:303:G:H1'	2.00	0.75

*Continued on next page...*

*Continued from previous page...*

Atom-1	Atom-2	Interatomic distance (Å)	Clash overlap (Å)
1:B:270:A:H3'	1:B:271:U:C6	2.22	0.75
1:B:230:A:H2'	1:B:231:A:H8	1.49	0.75
1:B:304:G:H3'	1:B:304:G:H8	1.50	0.75
1:C:105:A:N7	1:C:106:U:C5	2.55	0.75
1:C:132:C:C3'	1:C:133:A:H5''	2.15	0.75
1:C:154:C:H2'	1:C:155:U:H6	1.51	0.75
1:D:126:G:H22	1:D:196:A:H2	1.32	0.75
1:D:190:U:O2'	1:D:191:G:H5'	1.87	0.75
1:D:270:A:H3'	1:D:271:U:H6	1.51	0.75
1:D:102:C:H5'	1:D:103:A:OP2	1.87	0.75
1:A:108:G:C3'	1:A:109:C:H5''	2.15	0.75
1:B:243:U:O2'	1:B:244:U:H5'	1.86	0.75
1:B:407:A:H2'	1:B:408:G:C8	2.22	0.75
1:B:269:G:H8	1:B:269:G:O5'	1.69	0.75
1:A:270:A:N1	1:A:304:G:N2	2.34	0.75
1:C:172:A:H2'	1:C:173:A:H8	1.52	0.74
1:D:317:U:H3	1:D:404:U:H3	1.36	0.74
1:D:211:C:O2'	1:D:212:G:H5'	1.87	0.74
1:B:115:A:H2'	1:B:116:G:H8	1.51	0.74
1:B:211:C:OP2	1:B:260:C:N4	2.20	0.74
1:D:270:A:H3'	1:D:271:U:C6	2.22	0.74
1:D:319:U:H2'	1:D:320:C:O4'	1.87	0.74
1:D:319:U:H2'	1:D:320:C:C6	2.22	0.74
1:B:136:A:H2'	1:B:137:C:O4'	1.87	0.74
1:C:271:U:H2'	1:C:272:G:C5'	2.16	0.74
1:C:218:A:H2'	1:C:219:A:H8	1.51	0.74
1:C:329:G:C3'	1:C:330:A:H5''	2.18	0.74
1:B:281:G:H2'	1:B:282:G:C8	2.22	0.74
1:A:196:A:H5'	1:A:197:C:OP1	1.88	0.74
1:A:406:G:O2'	1:A:407:A:H5'	1.87	0.74
1:D:243:U:H2'	1:D:244:U:C6	2.23	0.74
1:A:192:A:H2'	1:A:193:C:O4'	1.88	0.74
1:A:139:A:N3	1:A:139:A:H2'	2.01	0.73
1:C:164:G:OP2	1:C:164:G:H8	1.71	0.73
1:D:210:G:H5''	1:D:211:C:H5'	1.70	0.73
1:B:151:A:H2	1:B:225:A:H4'	1.52	0.73
1:B:131:U:O2'	1:B:132:C:H5'	1.88	0.73
1:B:256:A:OP1	1:B:256:A:C4	2.40	0.73
1:D:144:U:H2'	1:D:145:C:C6	2.22	0.73
1:D:260:C:O2'	1:D:261:A:H5''	1.89	0.73
1:C:304:G:P	1:C:304:G:O4'	2.46	0.73

*Continued on next page...*

*Continued from previous page...*

Atom-1	Atom-2	Interatomic distance (Å)	Clash overlap (Å)
1:D:183:A:H5'	1:D:184:A:P	2.29	0.73
1:B:303:G:H4'	1:B:304:G:OP1	1.87	0.73
1:C:140:A:H2'	1:C:141:G:H8	1.53	0.73
1:C:271:U:C5	1:C:272:G:N7	2.57	0.73
1:D:253:U:H2'	1:D:254:G:H8	1.54	0.73
1:A:124:C:H5	1:A:196:A:H61	1.35	0.73
1:D:284:A:C2'	1:D:285:G:H5''	2.19	0.73
1:B:405:G:H2'	1:B:406:G:O4'	1.89	0.73
1:A:244:U:H2'	1:A:245:G:C8	2.24	0.73
1:B:103:A:N6	1:B:269:G:N7	2.37	0.72
1:C:155:U:H2'	1:C:156:U:C6	2.23	0.72
1:D:104:A:H1'	1:D:218:A:H5'	1.70	0.72
1:D:167:U:O2	1:D:171:A:N7	2.21	0.72
1:A:305:U:H5'	1:A:306:A:OP1	1.88	0.72
1:C:97:A:C2	1:C:278:C:O2	2.41	0.72
1:C:240:C:H2'	1:C:241:U:C6	2.25	0.72
1:D:218:A:C2	1:D:219:A:C4	2.77	0.72
1:D:150:G:N2	1:D:152:A:H5''	2.03	0.72
1:C:310:U:H2'	1:C:311:C:O5'	1.89	0.72
1:D:168:U:H4'	1:D:170:C:OP1	1.89	0.72
1:C:210:G:H4'	1:C:211:C:OP2	1.87	0.72
1:C:329:G:C2'	1:C:330:A:H5''	2.19	0.72
1:C:272:G:C6	1:C:273:U:C5	2.78	0.72
1:B:141:G:H2'	1:B:142:U:C6	2.25	0.72
1:B:255:C:N4	1:B:257:G:C4	2.58	0.72
1:C:101:U:C2	1:C:102:C:C5	2.73	0.72
1:B:96:G:C2	1:B:97:A:N7	2.58	0.71
1:C:157:U:H2'	1:C:158:G:C8	2.24	0.71
1:D:304:G:H5'	1:D:305:U:O5'	1.90	0.71
1:C:112:G:H2'	1:C:113:A:O4'	1.90	0.71
1:C:318:C:H2'	1:C:319:U:C5'	2.20	0.71
1:D:124:C:C2'	1:D:125:A:H5''	2.16	0.71
1:A:262:C:H2'	1:A:263:A:H5''	1.73	0.71
1:C:155:U:H2'	1:C:156:U:H6	1.55	0.71
1:D:262:C:H3'	1:D:263:A:H5''	1.73	0.71
1:B:319:U:H2'	1:B:320:C:C6	2.25	0.71
1:C:162:U:H2'	1:C:163:G:O4'	1.90	0.71
1:B:102:C:H5'	1:B:103:A:OP2	1.90	0.71
1:D:256:A:OP1	1:D:256:A:C4	2.44	0.71
1:A:129:G:H4'	1:A:130:U:OP1	1.91	0.71
1:A:189:C:H2'	1:A:190:U:C6	2.26	0.71

*Continued on next page...*

*Continued from previous page...*

Atom-1	Atom-2	Interatomic distance (Å)	Clash overlap (Å)
1:B:96:G:H2'	1:B:97:A:C8	2.25	0.71
1:A:174:G:H2'	1:A:175:G:H8	1.55	0.70
1:B:219:A:C3'	1:B:220:G:C5'	2.57	0.70
1:C:181:G:HO2'	1:C:186:A:N6	1.89	0.70
1:B:304:G:C8	1:B:304:G:C3'	2.73	0.70
1:D:172:A:H8	1:D:173:A:C8	2.08	0.70
1:C:272:G:H2'	1:C:273:U:O5'	1.91	0.70
1:C:278:C:H2'	1:C:279:G:C5'	2.21	0.70
1:D:285:G:C6	1:D:286:A:N6	2.58	0.70
1:B:214:A:N6	1:B:215:G:C6	2.60	0.70
1:C:305:U:O2	1:C:305:U:H2'	1.91	0.70
1:A:159:A:H2'	1:A:160:G:H8	1.56	0.70
1:B:412:U:O5'	1:B:412:U:H6	1.72	0.70
1:D:238:A:C5	1:D:240:C:H1'	2.27	0.70
1:A:230:A:O2'	1:A:231:A:H5'	1.92	0.70
1:A:262:C:H2'	1:A:262:C:O2	1.89	0.70
1:D:96:G:H2'	1:D:97:A:H8	1.55	0.70
1:C:163:G:C5	1:C:164:G:C6	2.80	0.69
1:D:280:G:H2'	1:D:281:G:H8	1.56	0.69
1:B:141:G:H2'	1:B:142:U:H6	1.57	0.69
1:D:255:C:N4	1:D:257:G:N3	2.40	0.69
1:B:97:A:H2'	1:B:97:A:N3	2.06	0.69
1:C:235:G:H3'	1:C:236:A:H5''	1.73	0.69
1:C:269:G:H5''	1:C:269:G:C8	2.25	0.69
1:C:322:C:H2'	1:C:323:G:C8	2.27	0.69
1:D:307:U:O2'	1:D:308:A:H5'	1.93	0.69
1:C:259:A:H3'	1:C:260:C:C5'	2.22	0.69
1:A:167:U:H4'	1:A:168:U:O5'	1.92	0.69
1:A:117:G:H2'	1:A:118:G:C8	2.27	0.69
1:B:184:A:H8	1:B:184:A:O5'	1.75	0.69
1:C:119:G:H2'	1:C:120:U:O4'	1.92	0.69
1:D:200:G:H4'	1:D:201:G:OP1	1.91	0.69
1:B:154:C:O2'	1:B:155:U:H5'	1.93	0.69
1:C:211:C:O2'	1:C:212:G:H5'	1.92	0.69
1:D:139:A:N7	1:D:186:A:C8	2.61	0.69
1:D:270:A:C8	1:D:271:U:C4	2.81	0.69
1:A:197:C:OP2	1:A:197:C:H6	1.74	0.69
1:C:218:A:O2'	1:C:219:A:H5'	1.92	0.69
1:C:275:G:H2'	1:C:276:G:H8	1.57	0.69
1:D:403:U:C2'	1:D:404:U:H5'	2.23	0.69
1:C:99:C:H6	1:C:99:C:H5''	1.58	0.69

*Continued on next page...*

*Continued from previous page...*

Atom-1	Atom-2	Interatomic distance (Å)	Clash overlap (Å)
1:C:157:U:H2'	1:C:158:G:H8	1.58	0.69
1:C:319:U:H2'	1:C:320:C:O5'	1.92	0.69
1:B:115:A:H2'	1:B:116:G:C8	2.27	0.68
1:B:228:U:H2'	1:B:229:C:H6	1.57	0.68
1:C:233:A:O2'	1:C:234:G:H5'	1.93	0.68
1:A:302:A:C2	1:A:303:G:H1'	2.28	0.68
1:C:303:G:O3'	1:C:304:G:C4'	2.41	0.68
1:C:217:C:HO2'	1:C:218:A:H5'	1.57	0.68
1:A:178:A:H4'	1:A:179:U:H5''	1.74	0.68
1:A:232:C:H4'	1:A:232:C:OP1	1.92	0.68
1:C:110:G:H3'	1:C:111:G:C5'	2.12	0.68
1:C:306:A:O2'	1:C:307:U:H5'	1.94	0.68
1:A:125:A:C5	1:A:324:A:H1'	2.28	0.68
1:C:272:G:C2	1:C:273:U:C6	2.82	0.68
1:D:159:A:H2'	1:D:160:G:H8	1.57	0.68
1:A:182:U:H5''	1:A:188:G:N7	2.09	0.68
1:A:191:G:C2'	1:A:192:A:H5''	2.20	0.68
1:C:282:G:O2'	1:C:283:A:H5'	1.94	0.68
1:C:226:A:H5'	1:C:227:G:OP2	1.94	0.68
1:D:255:C:N4	1:D:257:G:C4	2.62	0.68
1:C:210:G:OP1	1:C:211:C:H5'	1.94	0.68
1:C:227:G:C6	1:C:228:U:C4	2.82	0.68
1:A:189:C:H5'	1:A:189:C:H6	1.59	0.67
1:B:125:A:C8	1:B:324:A:H1'	2.29	0.67
1:B:270:A:C8	1:B:271:U:N3	2.62	0.67
1:C:405:G:H2'	1:C:406:G:C8	2.29	0.67
1:A:205:U:H5'	1:A:206:A:OP2	1.93	0.67
1:B:409:U:H3'	1:B:410:A:H5''	1.75	0.67
1:A:103:A:O2'	1:A:104:A:N7	2.26	0.67
1:B:286:A:OP1	1:B:286:A:C8	2.47	0.67
1:D:407:A:H5''	1:D:408:G:OP2	1.93	0.67
1:A:193:C:H2'	1:A:194:G:H8	1.57	0.67
1:A:251:G:O2'	1:A:252:A:H5'	1.95	0.67
1:C:132:C:H2'	1:C:133:A:C5'	2.17	0.67
1:C:323:G:C6	1:C:325:A:H5''	2.29	0.67
1:A:256:A:H5''	1:A:257:G:OP2	1.94	0.67
1:B:271:U:O2'	1:B:303:G:N2	2.27	0.67
1:C:272:G:C2'	1:C:273:U:O5'	2.43	0.67
1:A:256:A:N3	1:A:256:A:OP1	2.27	0.67
1:B:151:A:C4	1:B:226:A:H1'	2.29	0.67
1:C:269:G:N2	1:C:270:A:C6	2.63	0.67

*Continued on next page...*

*Continued from previous page...*

Atom-1	Atom-2	Interatomic distance (Å)	Clash overlap (Å)
1:C:163:G:C6	1:C:164:G:N1	2.63	0.67
1:C:120:U:H2'	1:C:121:C:C5	2.30	0.67
1:C:126:G:H2'	1:C:126:G:N3	2.09	0.67
1:A:307:U:OP1	1:A:414:G:H3'	1.96	0.66
1:B:107:U:O2	1:B:108:G:C8	2.48	0.66
1:C:100:G:N1	1:C:101:U:C2	2.63	0.66
1:C:304:G:O4'	1:C:304:G:OP2	2.12	0.66
1:D:269:G:H8	1:D:269:G:O5'	1.78	0.66
1:B:302:A:H3'	1:B:303:G:H4'	1.76	0.66
1:B:322:C:H2'	1:B:323:G:C8	2.30	0.66
1:D:178:A:H1'	1:D:180:G:C5	2.29	0.66
1:A:238:A:O4'	1:D:276:G:H4'	1.96	0.66
1:C:279:G:C6	1:C:280:G:C4	2.83	0.66
1:C:96:G:O6	1:C:279:G:C6	2.49	0.66
1:C:150:G:N2	1:C:152:A:H3'	2.10	0.66
1:C:206:A:H8	1:C:206:A:O5'	1.79	0.66
1:C:310:U:C2'	1:C:311:C:O5'	2.44	0.66
1:C:328:G:H2'	1:C:329:G:H8	1.59	0.66
1:D:103:A:O2'	1:D:104:A:C8	2.49	0.66
1:D:150:G:H21	1:D:152:A:H5''	1.61	0.66
1:A:151:A:C4	1:A:226:A:H1'	2.30	0.66
1:B:246:A:H2'	1:B:247:U:C6	2.31	0.66
1:B:409:U:C3'	1:B:410:A:H5''	2.25	0.66
1:C:269:G:H8	1:C:269:G:C5'	2.07	0.66
1:D:218:A:H2'	1:D:219:A:C8	2.30	0.66
1:D:219:A:C2	1:D:220:G:H1'	2.31	0.66
1:B:223:C:C2	1:B:251:G:C2	2.83	0.66
1:B:323:G:H21	1:B:326:A:H62	1.43	0.66
1:C:96:G:HO5'	1:C:96:G:H8	1.43	0.66
1:C:327:G:H5''	1:C:328:G:OP2	1.96	0.66
1:D:248:A:O2'	1:D:249:U:C6	2.47	0.66
1:B:128:C:C2'	1:B:129:G:H5'	2.26	0.66
1:B:237:G:H2'	1:B:238:A:C8	2.31	0.66
1:B:271:U:H4'	1:B:303:G:C2	2.30	0.66
1:A:153:A:H2	1:A:250:G:N3	1.93	0.66
1:B:112:G:H2'	1:B:113:A:O4'	1.96	0.66
1:B:163:G:H3'	1:B:164:G:C8	2.31	0.66
1:B:228:U:H5'	1:C:248:A:H5'	1.78	0.66
1:C:103:A:OP1	1:C:103:A:O4'	2.14	0.66
1:C:199:U:H3'	1:C:200:G:C5'	2.26	0.66
1:C:272:G:C2	1:C:273:U:C5	2.83	0.66

*Continued on next page...*

*Continued from previous page...*

Atom-1	Atom-2	Interatomic distance (Å)	Clash overlap (Å)
1:D:107:U:H5'	1:D:108:G:OP2	1.96	0.66
1:B:128:C:H2'	1:B:129:G:H5'	1.78	0.66
1:B:302:A:H3'	1:B:304:G:OP1	1.96	0.66
1:B:280:G:C2	1:B:281:G:N7	2.65	0.65
1:D:150:G:C3'	1:D:151:A:H5''	2.26	0.65
1:A:237:G:N3	1:D:276:G:O2'	2.27	0.65
1:C:253:U:H2'	1:C:254:G:C5'	2.26	0.65
1:C:267:U:H2'	1:C:268:A:O5'	1.95	0.65
1:D:149:G:H2'	1:D:150:G:C8	2.29	0.65
1:D:258:U:H2'	1:D:259:A:O4'	1.96	0.65
1:A:114:A:H3'	1:A:115:A:H8	1.61	0.65
1:B:96:G:H5'	1:B:300:U:H2'	1.77	0.65
1:B:261:A:C8	1:B:264:G:OP2	2.49	0.65
1:D:164:G:O2'	1:D:186:A:N6	2.26	0.65
1:C:193:C:H2'	1:C:194:G:H8	1.61	0.65
1:C:296:C:H2'	1:C:297:U:O4'	1.97	0.65
1:D:114:A:H2'	1:D:115:A:O4'	1.96	0.65
1:A:227:G:H2'	1:A:228:U:O4'	1.97	0.65
1:B:260:C:C2'	1:B:261:A:OP2	2.45	0.65
1:C:144:U:H2'	1:C:145:C:O4'	1.97	0.65
1:D:164:G:H5''	1:D:165:C:H5	1.62	0.65
1:D:209:C:H5''	1:D:210:G:OP2	1.95	0.65
1:A:108:G:C2	1:A:109:C:H1'	2.32	0.64
1:A:259:A:N6	1:A:260:C:N4	2.46	0.64
1:B:249:U:O2	1:B:249:U:H2'	1.96	0.64
1:B:255:C:N4	1:B:257:G:N3	2.45	0.64
1:D:227:G:H2'	1:D:228:U:C6	2.32	0.64
1:A:222:C:H2'	1:A:223:C:H6	1.62	0.64
1:B:167:U:H4'	1:B:168:U:O5'	1.96	0.64
1:C:272:G:C5	1:C:273:U:C5	2.84	0.64
1:B:409:U:H2'	1:B:410:A:H5''	1.78	0.64
1:C:158:G:H2'	1:C:159:A:C8	2.32	0.64
1:C:235:G:C3'	1:C:236:A:H5''	2.27	0.64
1:C:252:A:O2'	1:C:253:U:H5'	1.96	0.64
1:D:172:A:C8	1:D:173:A:C8	2.85	0.64
1:D:256:A:N7	1:D:273:U:OP1	2.31	0.64
1:D:298:C:H2'	1:D:299:A:O4'	1.97	0.64
1:D:304:G:H3'	1:D:305:U:H4'	1.80	0.64
1:A:165:C:H4'	1:A:181:G:O3'	1.96	0.64
1:A:307:U:H2'	1:A:308:A:C8	2.32	0.64
1:A:179:U:O2'	1:A:180:G:P	2.55	0.64

*Continued on next page...*

*Continued from previous page...*

Atom-1	Atom-2	Interatomic distance (Å)	Clash overlap (Å)
1:A:248:A:O2'	1:A:249:U:C6	2.51	0.64
1:B:269:G:N2	1:B:270:A:N7	2.46	0.64
1:D:270:A:H5''	1:D:271:U:C5	2.33	0.64
1:B:154:C:H2'	1:B:155:U:H6	1.62	0.64
1:D:257:G:C2'	1:D:258:U:H5'	2.28	0.64
1:C:100:G:C4	1:C:275:G:N1	2.66	0.64
1:C:304:G:N2	1:C:307:U:C5	2.66	0.64
1:D:120:U:H2'	1:D:121:C:C5	2.32	0.64
1:D:409:U:H2'	1:D:410:A:H5''	1.79	0.64
1:C:145:C:H2'	1:C:146:A:C8	2.32	0.64
1:C:154:C:O2'	1:C:155:U:H5'	1.98	0.64
1:D:219:A:C2'	1:D:220:G:O5'	2.45	0.64
1:A:409:U:H2'	1:A:410:A:H8	1.58	0.64
1:C:253:U:C2'	1:C:254:G:H5'	2.27	0.64
1:C:323:G:H3'	1:C:324:A:C5'	2.27	0.64
1:C:328:G:H2'	1:C:329:G:C8	2.33	0.64
1:A:127:C:O2'	1:A:128:C:H5'	1.98	0.64
1:A:256:A:H8	1:A:272:G:H4'	1.63	0.64
1:A:270:A:N7	1:A:271:U:O4	2.31	0.64
1:B:268:A:C2	1:B:308:A:N1	2.66	0.64
1:C:96:G:O2'	1:C:97:A:H5'	1.96	0.64
1:A:211:C:H2'	1:A:212:G:O4'	1.98	0.63
1:B:204:C:O2'	1:B:205:U:H5'	1.98	0.63
1:C:130:U:H2'	1:C:131:U:H5'	1.78	0.63
1:D:302:A:H2'	1:D:303:G:H1'	1.81	0.63
1:B:300:U:OP2	1:B:300:U:H4'	1.97	0.63
1:C:218:A:C4	1:C:219:A:C8	2.86	0.63
1:D:408:G:H2'	1:D:409:U:O4'	1.97	0.63
1:C:303:G:O3'	1:C:304:G:H4'	1.97	0.63
1:D:144:U:H2'	1:D:145:C:H6	1.61	0.63
1:A:405:G:HO2'	1:A:406:G:H5'	1.62	0.63
1:B:167:U:H1'	1:B:171:A:N6	2.13	0.63
1:B:226:A:C5	1:B:227:G:C8	2.86	0.63
1:B:301:A:H3'	1:B:302:A:C5'	2.28	0.63
1:C:218:A:H2'	1:C:219:A:C8	2.32	0.63
1:D:107:U:H5	1:D:259:A:H4'	1.63	0.63
1:A:96:G:H2'	1:A:97:A:C8	2.34	0.63
1:A:281:G:O2'	1:A:282:G:H5'	1.99	0.63
1:B:291:U:O2	1:B:291:U:C2'	2.46	0.63
1:B:322:C:H2'	1:B:323:G:H8	1.64	0.63
1:C:110:G:C2	1:C:212:G:C4	2.87	0.63

*Continued on next page...*



*Continued from previous page...*

Atom-1	Atom-2	Interatomic distance (Å)	Clash overlap (Å)
1:C:174:G:H2'	1:C:175:G:C8	2.34	0.63
1:C:235:G:H3'	1:C:236:A:C5'	2.28	0.63
1:C:328:G:O2'	1:C:329:G:H5'	1.98	0.63
1:D:104:A:H3'	1:D:105:A:C8	2.33	0.63
1:D:156:U:H2'	1:D:157:U:C6	2.34	0.63
1:A:131:U:O2	1:A:131:U:H2'	1.99	0.63
1:B:120:U:H2'	1:B:121:C:H6	1.64	0.63
1:B:261:A:H2'	1:B:262:C:H5''	1.81	0.63
1:B:303:G:H5'	1:B:304:G:P	2.38	0.63
1:C:110:G:N2	1:C:212:G:H1'	2.14	0.63
1:C:154:C:H2'	1:C:155:U:C6	2.33	0.63
1:A:183:A:H5'	1:A:188:G:C4	2.34	0.63
1:B:224:U:O2	1:B:250:G:C2	2.52	0.63
1:C:237:G:C6	1:C:238:A:C6	2.86	0.63
1:C:261:A:H62	1:C:264:G:H3'	1.64	0.63
1:C:323:G:N2	1:C:326:A:C8	2.67	0.63
1:D:256:A:N6	1:D:273:U:OP1	2.32	0.63
1:B:96:G:O5'	1:B:97:A:P	2.57	0.63
1:D:285:G:H5'	1:D:285:G:H8	1.63	0.63
1:C:104:A:C6	1:C:105:A:C2	2.87	0.63
1:C:100:G:H1'	1:C:275:G:N2	2.14	0.62
1:A:189:C:H5'	1:A:189:C:C6	2.33	0.62
1:A:232:C:C2'	1:A:233:A:H5''	2.25	0.62
1:C:319:U:C2'	1:C:320:C:O5'	2.47	0.62
1:D:219:A:N6	1:D:254:G:H1'	2.14	0.62
1:A:198:A:N7	1:B:122:A:N6	2.47	0.62
1:B:198:A:HO2'	1:B:199:U:H5''	1.64	0.62
1:D:296:C:H2'	1:D:297:U:O4'	1.99	0.62
1:D:319:U:H5''	1:D:319:U:H6	1.64	0.62
1:D:411:C:H2'	1:D:412:U:O4'	1.99	0.62
1:B:220:G:C5'	1:B:220:G:C8	2.72	0.62
1:B:307:U:H2'	1:B:308:A:H8	1.61	0.62
1:C:163:G:H3'	1:C:164:G:H8	1.61	0.62
1:C:253:U:H2'	1:C:254:G:H5'	1.82	0.62
1:B:228:U:H2'	1:B:229:C:C6	2.34	0.62
1:D:281:G:O2'	1:D:282:G:H5'	1.99	0.62
1:A:130:U:C2'	1:A:131:U:H5'	2.26	0.62
1:A:226:A:H3'	1:A:227:G:C8	2.34	0.62
1:A:240:C:H2'	1:A:241:U:H6	1.63	0.62
1:B:209:C:C5'	1:B:210:G:OP2	2.46	0.62
1:B:285:G:O2'	1:B:286:A:P	2.57	0.62

*Continued on next page...*

*Continued from previous page...*

Atom-1	Atom-2	Interatomic distance (Å)	Clash overlap (Å)
1:A:219:A:H8	1:A:219:A:OP2	1.83	0.62
1:A:243:U:H2'	1:A:244:U:C6	2.34	0.62
1:B:270:A:H8	1:B:271:U:C4	2.16	0.62
1:A:102:C:C5'	1:A:103:A:OP2	2.43	0.62
1:B:120:U:H2'	1:B:121:C:C6	2.35	0.62
1:B:268:A:C2	1:B:308:A:C6	2.88	0.62
1:C:269:G:N2	1:C:270:A:C5	2.68	0.62
1:C:292:U:O2'	1:C:293:C:H5'	2.00	0.62
1:B:227:G:H2'	1:B:228:U:C6	2.35	0.61
1:C:313:G:H5'	1:C:314:A:OP2	1.99	0.61
1:D:307:U:C2'	1:D:308:A:H5'	2.30	0.61
1:A:294:U:H2'	1:A:295:U:H6	1.62	0.61
1:B:268:A:C2	1:B:308:A:C2	2.88	0.61
1:B:280:G:C2	1:B:281:G:C8	2.88	0.61
1:C:330:A:C6	1:C:331:G:C5	2.88	0.61
1:D:226:A:H3'	1:D:227:G:H8	1.66	0.61
1:A:237:G:N2	1:D:276:G:N3	2.47	0.61
1:A:242:G:H2'	1:A:243:U:H6	1.61	0.61
1:B:196:A:H2'	1:B:197:C:C5	2.34	0.61
1:C:166:C:H2'	1:C:167:U:C5	2.35	0.61
1:A:167:U:H4'	1:A:168:U:C5'	2.31	0.61
1:A:170:C:H3'	1:A:171:A:H8	1.66	0.61
1:A:271:U:C6	1:A:271:U:H5''	2.35	0.61
1:A:298:C:H2'	1:A:299:A:H8	1.57	0.61
1:A:305:U:O2	1:A:305:U:H2'	2.01	0.61
1:C:181:G:O2'	1:C:186:A:N6	2.33	0.61
1:C:240:C:H2'	1:C:241:U:H6	1.64	0.61
1:D:107:U:O4	1:D:259:A:H1'	2.01	0.61
1:D:126:G:H2'	1:D:127:C:H6	1.66	0.61
1:A:214:A:H2'	1:A:215:G:H8	1.65	0.61
1:B:96:G:N3	1:B:97:A:C8	2.68	0.61
1:D:238:A:C4	1:D:240:C:H1'	2.35	0.61
1:D:292:U:H2'	1:D:293:C:H6	1.66	0.61
1:D:322:C:H2'	1:D:323:G:C8	2.36	0.61
1:D:126:G:H2'	1:D:127:C:C6	2.36	0.61
1:D:405:G:H2'	1:D:406:G:H8	1.62	0.61
1:A:243:U:H2'	1:A:244:U:H6	1.65	0.61
1:B:204:C:H2'	1:B:205:U:O4'	2.01	0.61
1:C:253:U:O2'	1:C:254:G:H5'	2.01	0.61
1:C:322:C:O2'	1:C:323:G:H5'	2.00	0.61
1:D:158:G:H2'	1:D:159:A:C8	2.35	0.61

*Continued on next page...*

*Continued from previous page...*

Atom-1	Atom-2	Interatomic distance (Å)	Clash overlap (Å)
1:A:122:A:O4'	1:A:122:A:OP2	2.19	0.61
1:A:262:C:O2'	1:A:263:A:P	2.59	0.61
1:B:184:A:O5'	1:B:184:A:C8	2.54	0.61
1:C:281:G:O2'	1:C:282:G:H5'	2.01	0.61
1:D:246:A:H2'	1:D:247:U:C6	2.36	0.61
1:D:256:A:N7	1:D:272:G:O3'	2.34	0.61
1:D:325:A:H8	1:D:325:A:O5'	1.84	0.61
1:C:114:A:H5''	1:C:115:A:OP2	2.01	0.60
1:C:171:A:O2'	1:C:172:A:P	2.59	0.60
1:C:271:U:C2'	1:C:272:G:H5'	2.30	0.60
1:D:302:A:OP2	1:D:302:A:C2	2.54	0.60
1:A:182:U:H4'	1:A:183:A:OP2	2.00	0.60
1:A:271:U:OP1	1:A:271:U:H6	1.83	0.60
1:D:150:G:C2'	1:D:151:A:H5''	2.32	0.60
1:D:184:A:O5'	1:D:185:U:H5''	2.01	0.60
1:A:163:G:C5	1:A:164:G:C6	2.89	0.60
1:A:164:G:H8	1:A:164:G:O5'	1.85	0.60
1:B:322:C:O2'	1:B:323:G:H5'	2.02	0.60
1:C:293:C:H2'	1:C:294:U:H6	1.66	0.60
1:C:303:G:O5'	1:C:304:G:OP1	2.19	0.60
1:B:145:C:O5'	1:B:145:C:H6	1.85	0.60
1:B:302:A:C6	1:B:303:G:H1'	2.37	0.60
1:D:184:A:C8	1:D:184:A:OP2	2.54	0.60
1:D:242:G:O2'	1:D:243:U:H5'	2.01	0.60
1:D:262:C:C5	1:D:414:G:C4	2.88	0.60
1:A:183:A:H2'	1:A:184:A:C8	2.37	0.60
1:B:185:U:O2'	1:B:186:A:C5'	2.49	0.60
1:B:211:C:H2'	1:B:212:G:H8	1.66	0.60
1:C:147:G:H1	1:C:156:U:H3	1.48	0.60
1:D:119:G:O2'	1:D:325:A:H1'	2.01	0.60
1:D:214:A:H2'	1:D:215:G:C5'	2.25	0.60
1:A:172:A:N3	1:A:172:A:H2'	2.16	0.60
1:A:270:A:C5	1:A:271:U:O4	2.54	0.60
1:B:180:G:H2'	1:B:181:G:O5'	2.02	0.60
1:C:167:U:H1'	1:C:171:A:H62	1.64	0.60
1:C:233:A:C2'	1:C:234:G:H5'	2.32	0.60
1:B:106:U:H5'	1:B:107:U:P	2.42	0.60
1:B:298:C:H2'	1:B:299:A:C1'	2.32	0.60
1:C:213:C:H2'	1:C:214:A:C5'	2.25	0.60
1:C:257:G:O2'	1:C:258:U:OP1	2.19	0.60
1:C:262:C:H2'	1:C:262:C:O2	2.01	0.60

*Continued on next page...*

*Continued from previous page...*

Atom-1	Atom-2	Interatomic distance (Å)	Clash overlap (Å)
1:C:279:G:C2	1:C:280:G:H1'	2.36	0.60
1:D:219:A:H61	1:D:254:G:H1'	1.66	0.60
1:D:302:A:O5'	1:D:303:G:O5'	2.20	0.60
1:C:119:G:N2	1:C:202:U:H3	1.98	0.60
1:C:140:A:H5'	1:C:140:A:H8	1.66	0.60
1:C:204:C:O2'	1:C:205:U:H5'	2.02	0.60
1:A:96:G:H2'	1:A:97:A:H8	1.65	0.60
1:A:264:G:O2'	1:A:265:A:H5'	2.01	0.60
1:C:151:A:H61	1:C:248:A:H61	1.49	0.60
1:C:217:C:C6	1:C:217:C:H5''	2.36	0.60
1:A:117:G:H2'	1:A:118:G:H8	1.66	0.60
1:A:241:U:N3	1:A:242:G:N7	2.49	0.60
1:C:110:G:H21	1:C:212:G:H1'	1.67	0.60
1:C:311:C:C2'	1:C:312:G:O5'	2.49	0.60
1:D:242:G:H2'	1:D:243:U:C6	2.36	0.60
1:B:260:C:O2'	1:B:261:A:OP2	2.20	0.59
1:D:182:U:O4'	1:D:186:A:C2	2.55	0.59
1:D:197:C:O2	1:D:200:G:H1'	2.02	0.59
1:D:302:A:H2'	1:D:303:G:C1'	2.32	0.59
1:B:225:A:C5	1:B:247:U:C4	2.90	0.59
1:C:298:C:H2'	1:C:299:A:O4'	2.02	0.59
1:D:107:U:C5	1:D:259:A:H4'	2.37	0.59
1:A:105:A:H5'	1:A:106:U:OP2	2.01	0.59
1:A:187:A:N6	1:A:189:C:N4	2.49	0.59
1:B:96:G:H2'	1:B:96:G:N3	2.16	0.59
1:B:303:G:OP1	1:B:304:G:P	2.60	0.59
1:C:140:A:C4	1:C:141:G:C8	2.91	0.59
1:C:329:G:H2'	1:C:330:A:C5'	2.31	0.59
1:D:96:G:C2	1:D:97:A:C5	2.90	0.59
1:D:255:C:O2'	1:D:256:A:OP1	2.21	0.59
1:D:269:G:O2'	1:D:270:A:P	2.60	0.59
1:D:319:U:H3'	1:D:320:C:C6	2.38	0.59
1:B:168:U:O2'	1:B:169:G:H5''	2.02	0.59
1:B:255:C:C4	1:B:257:G:C4	2.91	0.59
1:C:103:A:OP1	1:C:103:A:C4'	2.50	0.59
1:C:134:G:N2	1:C:190:U:C2	2.70	0.59
1:C:171:A:H8	1:C:171:A:O5'	1.85	0.59
1:C:201:G:H2'	1:C:202:U:C5	2.38	0.59
1:D:108:G:O6	1:D:214:A:C6	2.55	0.59
1:D:218:A:H2'	1:D:219:A:H8	1.67	0.59
1:D:281:G:H2'	1:D:282:G:H8	1.66	0.59

*Continued on next page...*

*Continued from previous page...*

Atom-1	Atom-2	Interatomic distance (Å)	Clash overlap (Å)
1:A:194:G:H2'	1:A:195:G:H5'	1.85	0.59
1:B:158:G:H2'	1:B:159:A:C8	2.38	0.59
1:B:212:G:O2'	1:B:213:C:H5'	2.02	0.59
1:A:292:U:H2'	1:A:293:C:H6	1.67	0.59
1:C:151:A:H2	1:C:225:A:C4'	2.07	0.59
1:C:199:U:H3'	1:C:200:G:H5'	1.83	0.59
1:C:222:C:O2'	1:C:223:C:H5'	2.02	0.59
1:D:104:A:N6	1:D:105:A:N1	2.50	0.59
1:D:261:A:N7	1:D:264:G:H5''	2.18	0.59
1:B:164:G:O2'	1:B:186:A:N6	2.33	0.59
1:C:110:G:H2'	1:C:183:A:C2	2.38	0.59
1:D:207:A:H3'	1:D:208:C:C6	2.37	0.59
1:D:255:C:O2'	1:D:273:U:H4'	2.02	0.59
1:A:269:G:O2'	1:A:270:A:OP1	2.21	0.59
1:B:270:A:C8	1:B:271:U:C2	2.91	0.59
1:D:183:A:C8	1:D:188:G:C6	2.90	0.59
1:A:256:A:OP1	1:A:256:A:C2	2.56	0.59
1:B:151:A:C2	1:B:225:A:H4'	2.38	0.59
1:C:323:G:H8	1:C:323:G:O5'	1.85	0.59
1:D:135:U:H2'	1:D:136:A:C8	2.37	0.59
1:D:229:C:O2'	1:D:230:A:H5'	2.02	0.59
1:D:302:A:N3	1:D:303:G:O4'	2.36	0.59
1:A:116:G:H1	1:A:205:U:H3	1.50	0.59
1:B:128:C:O2'	1:B:129:G:H5'	2.02	0.59
1:C:161:A:C2'	1:C:162:U:H5'	2.33	0.59
1:D:198:A:O2'	1:D:199:U:P	2.60	0.59
1:A:242:G:H2'	1:A:243:U:C5	2.36	0.58
1:B:163:G:N7	1:B:164:G:C6	2.71	0.58
1:C:99:C:H3'	1:C:100:G:H5''	1.84	0.58
1:B:197:C:O5'	1:B:197:C:H6	1.87	0.58
1:B:227:G:C6	1:B:228:U:C4	2.91	0.58
1:D:186:A:OP1	1:D:187:A:OP2	2.21	0.58
1:A:147:G:C6	1:A:148:G:N7	2.72	0.58
1:B:96:G:C2'	1:B:97:A:H8	2.15	0.58
1:D:173:A:H2'	1:D:174:G:H8	1.68	0.58
1:D:237:G:H2'	1:D:238:A:C8	2.38	0.58
1:B:281:G:C2	1:B:282:G:C4	2.91	0.58
1:B:287:U:O3'	1:B:288:G:H8	1.87	0.58
1:B:290:A:HO2'	1:B:291:U:C5'	2.16	0.58
1:A:282:G:O2'	1:A:283:A:H5'	2.03	0.58
1:D:261:A:C2'	1:D:262:C:OP1	2.50	0.58

*Continued on next page...*

*Continued from previous page...*

Atom-1	Atom-2	Interatomic distance (Å)	Clash overlap (Å)
1:B:182:U:H5''	1:B:188:G:N7	2.19	0.58
1:B:248:A:O2'	1:B:249:U:H3'	2.02	0.58
1:B:303:G:C5'	1:B:304:G:P	2.91	0.58
1:B:409:U:C2'	1:B:410:A:H5''	2.33	0.58
1:C:261:A:C5	1:C:264:G:N7	2.72	0.58
1:A:237:G:H21	1:D:276:G:H1'	1.67	0.58
1:C:108:G:C2	1:C:214:A:N3	2.72	0.58
1:D:276:G:H2'	1:D:277:C:C6	2.38	0.58
1:A:238:A:H8	1:A:238:A:O5'	1.87	0.58
1:C:183:A:OP2	1:C:186:A:N7	2.37	0.58
1:C:275:G:H2'	1:C:276:G:C8	2.38	0.58
1:D:139:A:O2'	1:D:140:A:H5'	2.04	0.58
1:D:208:C:O2'	1:D:209:C:H5'	2.04	0.58
1:D:272:G:H2'	1:D:273:U:H5'	1.86	0.58
1:A:104:A:C1'	1:A:218:A:H5'	2.31	0.58
1:B:288:G:C2'	1:B:288:G:N3	2.67	0.58
1:C:178:A:H1'	1:C:180:G:C5	2.39	0.58
1:C:269:G:H2'	1:C:270:A:H8	1.69	0.58
1:A:271:U:C4	1:A:272:G:C8	2.92	0.58
1:A:408:G:H2'	1:A:409:U:C5	2.39	0.58
1:B:176:G:N3	1:B:176:G:H2'	2.19	0.58
1:B:283:A:H2'	1:B:284:A:H8	1.63	0.58
1:B:325:A:H8	1:B:325:A:O5'	1.87	0.58
1:C:219:A:C4	1:C:220:G:C8	2.92	0.58
1:A:132:C:H2'	1:A:133:A:C5'	2.18	0.57
1:B:110:G:O2'	1:B:183:A:N3	2.35	0.57
1:D:149:G:C4	1:D:150:G:N7	2.72	0.57
1:B:223:C:C2'	1:B:224:U:H5'	2.34	0.57
1:B:248:A:H5'	1:C:228:U:H5'	1.86	0.57
1:C:235:G:H5'	1:C:236:A:OP2	2.04	0.57
1:D:304:G:H8	1:D:304:G:H5''	1.69	0.57
1:A:256:A:C8	1:A:272:G:H4'	2.39	0.57
1:B:246:A:H2'	1:B:247:U:H6	1.65	0.57
1:C:209:C:HO2'	1:C:210:G:P	2.27	0.57
1:C:250:G:H2'	1:C:251:G:H5'	1.85	0.57
1:C:315:C:H2'	1:C:316:C:O4'	2.04	0.57
1:D:256:A:O2'	1:D:257:G:OP1	2.21	0.57
1:A:183:A:H5'	1:A:188:G:C5	2.39	0.57
1:B:124:C:O2	1:B:125:A:N1	2.37	0.57
1:B:163:G:C5	1:B:164:G:C6	2.92	0.57
1:B:223:C:C2	1:B:251:G:N2	2.72	0.57

*Continued on next page...*

*Continued from previous page...*

Atom-1	Atom-2	Interatomic distance (Å)	Clash overlap (Å)
1:C:113:A:N3	1:C:113:A:H2'	2.18	0.57
1:C:270:A:C8	1:C:271:U:C4	2.92	0.57
1:C:272:G:N1	1:C:273:U:C5	2.72	0.57
1:D:251:G:H5'	1:D:251:G:H8	1.69	0.57
1:D:319:U:H6	1:D:319:U:C5'	2.17	0.57
1:D:270:A:H5''	1:D:271:U:H5	1.69	0.57
1:D:284:A:H2'	1:D:285:G:C5'	2.30	0.57
1:B:119:G:H2'	1:B:120:U:H5'	1.87	0.57
1:B:163:G:C8	1:B:164:G:N7	2.73	0.57
1:B:230:A:H2'	1:B:231:A:C8	2.36	0.57
1:C:96:G:O2'	1:C:97:A:C5'	2.52	0.57
1:C:172:A:H2'	1:C:173:A:C8	2.39	0.57
1:C:214:A:H5'	1:C:214:A:H8	1.69	0.57
1:C:281:G:H1	1:C:297:U:H3	1.51	0.57
1:C:127:C:O2'	1:C:128:C:P	2.62	0.57
1:C:248:A:C4	1:C:250:G:N7	2.73	0.57
1:C:264:G:H2'	1:C:265:A:O5'	2.04	0.57
1:C:272:G:C5	1:C:273:U:H5	2.21	0.57
1:C:318:C:C2'	1:C:319:U:C5'	2.76	0.57
1:C:329:G:H3'	1:C:330:A:H5''	1.86	0.57
1:D:257:G:C6	1:D:258:U:N3	2.72	0.57
1:A:139:A:H1'	1:A:186:A:H5'	1.87	0.57
1:A:258:U:H2'	1:A:259:A:O4'	2.04	0.57
1:B:103:A:O2'	1:B:104:A:C8	2.52	0.57
1:B:270:A:C8	1:B:271:U:C5	2.93	0.57
1:B:311:C:H2'	1:B:312:G:O4'	2.04	0.57
1:C:168:U:O2'	1:C:169:G:OP2	2.21	0.57
1:C:262:C:C5	1:C:414:G:C4	2.92	0.57
1:D:215:G:C5	1:D:216:C:C5	2.92	0.57
1:D:245:G:O2'	1:D:246:A:H5'	2.04	0.57
1:A:103:A:O2'	1:A:104:A:C8	2.58	0.57
1:A:138:C:C2	1:A:181:G:N2	2.73	0.57
1:B:96:G:O5'	1:B:97:A:OP2	2.23	0.57
1:C:154:C:HO2'	1:C:155:U:H5'	1.67	0.57
1:C:170:C:O2'	1:C:171:A:H5'	2.04	0.57
1:C:272:G:C4	1:C:273:U:C5	2.93	0.57
1:D:109:C:O2'	1:D:110:G:H5'	2.05	0.57
1:D:153:A:H2'	1:D:154:C:O4'	2.04	0.57
1:D:253:U:H2'	1:D:254:G:C8	2.38	0.57
1:D:257:G:H2'	1:D:258:U:H5'	1.87	0.57
1:A:163:G:H2'	1:A:164:G:C8	2.40	0.57

*Continued on next page...*

*Continued from previous page...*

Atom-1	Atom-2	Interatomic distance (Å)	Clash overlap (Å)
1:B:154:C:H2'	1:B:155:U:C6	2.40	0.57
1:B:207:A:H2'	1:B:207:A:N3	2.20	0.57
1:B:286:A:C2'	1:B:287:U:O4'	2.40	0.57
1:C:96:G:O6	1:C:279:G:C5	2.58	0.57
1:C:110:G:H2'	1:C:183:A:H2	1.70	0.57
1:C:220:G:H5''	1:C:221:U:OP2	2.05	0.57
1:C:268:A:C6	1:C:269:G:N1	2.73	0.57
1:D:163:G:C6	1:D:164:G:N1	2.73	0.57
1:D:198:A:O2'	1:D:199:U:OP2	2.22	0.57
1:A:261:A:C4	1:A:306:A:C2	2.92	0.56
1:B:275:G:H2'	1:B:276:G:C8	2.37	0.56
1:C:243:U:O2'	1:C:244:U:H5'	2.05	0.56
1:C:271:U:C4	1:C:272:G:C5	2.93	0.56
1:D:222:C:H2'	1:D:223:C:C6	2.40	0.56
1:D:306:A:H1'	1:D:307:U:H5	1.70	0.56
1:D:321:C:O2'	1:D:322:C:H5'	2.05	0.56
1:C:104:A:O2'	1:C:218:A:H5'	2.05	0.56
1:C:236:A:H8	1:C:236:A:OP1	1.87	0.56
1:C:307:U:O2	1:C:308:A:C8	2.58	0.56
1:D:154:C:H2'	1:D:155:U:C6	2.41	0.56
1:D:205:U:C3'	1:D:206:A:H5''	2.35	0.56
1:A:141:G:C6	1:A:142:U:C4	2.93	0.56
1:A:143:C:H2'	1:A:144:U:C6	2.40	0.56
1:A:178:A:H1'	1:A:180:G:C5	2.40	0.56
1:A:198:A:H4'	1:A:199:U:O5'	2.05	0.56
1:A:210:G:H5''	1:A:211:C:O5'	2.05	0.56
1:B:178:A:N3	1:B:178:A:H2'	2.20	0.56
1:B:198:A:O2'	1:B:199:U:H5''	2.05	0.56
1:B:258:U:H3'	1:B:259:A:C8	2.40	0.56
1:C:100:G:C6	1:C:275:G:O6	2.59	0.56
1:C:127:C:O2'	1:C:128:C:OP1	2.23	0.56
1:C:213:C:C3'	1:C:214:A:H5''	2.34	0.56
1:C:251:G:O2'	1:C:252:A:H5'	2.05	0.56
1:C:278:C:O2'	1:C:279:G:H5'	2.04	0.56
1:C:307:U:H2'	1:C:308:A:C8	2.40	0.56
1:D:146:A:H2'	1:D:147:G:C8	2.40	0.56
1:D:301:A:C3'	1:D:302:A:C5'	2.67	0.56
1:A:301:A:OP2	1:A:301:A:O4'	2.23	0.56
1:D:155:U:H2'	1:D:156:U:H6	1.71	0.56
1:D:272:G:C6	1:D:273:U:C5	2.93	0.56
1:B:99:C:H1'	1:C:236:A:H61	1.70	0.56

*Continued on next page...*



*Continued from previous page...*

Atom-1	Atom-2	Interatomic distance (Å)	Clash overlap (Å)
1:B:123:A:N6	1:B:197:C:C4	2.73	0.56
1:B:151:A:H2'	1:B:152:A:O4'	2.06	0.56
1:B:223:C:H2'	1:B:224:U:H5'	1.88	0.56
1:B:314:A:C2'	1:B:315:C:OP1	2.53	0.56
1:C:307:U:O2	1:C:307:U:H2'	2.04	0.56
1:D:200:G:O3'	1:D:201:G:O4'	2.24	0.56
1:D:321:C:H2'	1:D:322:C:O4'	2.05	0.56
1:B:179:U:C2'	1:B:180:G:OP1	2.54	0.56
1:C:314:A:C2'	1:C:315:C:H5'	2.34	0.56
1:C:320:C:C2'	1:C:321:C:O5'	2.54	0.56
1:D:145:C:O2'	1:D:146:A:H5'	2.04	0.56
1:D:223:C:H2'	1:D:224:U:O4'	2.05	0.56
1:D:302:A:O5'	1:D:303:G:P	2.64	0.56
1:A:265:A:C6	1:A:266:C:C4	2.93	0.56
1:D:152:A:C6	1:D:153:A:C6	2.94	0.56
1:D:155:U:C2	1:D:156:U:C5	2.94	0.56
1:D:208:C:OP1	1:D:305:U:OP2	2.24	0.56
1:D:281:G:H2'	1:D:282:G:C8	2.41	0.56
1:D:298:C:C4	1:D:299:A:N7	2.74	0.56
1:A:104:A:C6	1:A:105:A:C6	2.94	0.56
1:A:237:G:N2	1:D:276:G:H1'	2.20	0.56
1:C:105:A:O2'	1:C:106:U:H5'	2.06	0.56
1:C:264:G:C2'	1:C:265:A:O5'	2.54	0.56
1:D:104:A:N3	1:D:217:C:O2'	2.34	0.56
1:D:169:G:H2'	1:D:170:C:C5	2.41	0.56
1:A:140:A:H2'	1:A:141:G:O4'	2.06	0.56
1:A:270:A:C2	1:A:304:G:N2	2.74	0.56
1:B:281:G:N2	1:B:282:G:C4	2.73	0.56
1:B:286:A:O5'	1:B:287:U:OP2	2.23	0.56
1:C:110:G:N2	1:C:212:G:C4	2.73	0.56
1:C:134:G:H2'	1:C:135:U:H5'	1.87	0.56
1:C:216:C:C2'	1:C:217:C:O5'	2.54	0.56
1:D:108:G:H2'	1:D:109:C:O4'	2.05	0.56
1:A:176:G:H2'	1:A:177:U:H6	1.71	0.56
1:B:121:C:O2	1:B:123:A:H2	1.89	0.56
1:B:163:G:H3'	1:B:164:G:H8	1.68	0.56
1:B:166:C:N3	1:B:167:U:O4	2.39	0.56
1:B:172:A:C2	1:B:173:A:C8	2.94	0.56
1:B:214:A:C5	1:B:215:G:N7	2.74	0.56
1:B:305:U:O5'	1:B:306:A:OP1	2.24	0.56
1:C:216:C:H2'	1:C:217:C:O5'	2.06	0.56

*Continued on next page...*

*Continued from previous page...*

Atom-1	Atom-2	Interatomic distance (Å)	Clash overlap (Å)
1:D:259:A:OP2	1:D:261:A:OP1	2.24	0.56
1:D:303:G:O3'	1:D:304:G:C4'	2.54	0.56
1:B:97:A:N6	1:B:278:C:N3	2.54	0.55
1:B:304:G:H5'	1:B:305:U:OP2	2.05	0.55
1:C:96:G:C6	1:C:279:G:C5	2.94	0.55
1:C:123:A:N6	1:C:197:C:H42	2.04	0.55
1:D:303:G:OP1	1:D:304:G:OP1	2.23	0.55
1:A:408:G:O2'	1:A:409:U:O4'	2.22	0.55
1:B:238:A:H2	1:C:100:G:H1'	1.71	0.55
1:B:262:C:O2	1:B:262:C:H2'	2.05	0.55
1:B:317:U:H3	1:B:404:U:H3	1.54	0.55
1:B:328:G:O2'	1:B:329:G:H5'	2.06	0.55
1:C:111:G:N2	1:C:211:C:C2	2.74	0.55
1:D:262:C:H5'	1:D:263:A:OP2	2.05	0.55
1:D:299:A:C4'	1:D:299:A:OP1	2.54	0.55
1:A:153:A:C2	1:A:250:G:N3	2.73	0.55
1:B:115:A:N3	1:B:116:G:N7	2.54	0.55
1:B:269:G:HO2'	1:B:270:A:P	2.29	0.55
1:D:185:U:O2'	1:D:186:A:H5'	2.06	0.55
1:B:214:A:N7	1:B:215:G:N7	2.54	0.55
1:C:101:U:O2'	1:C:102:C:H5'	2.06	0.55
1:C:170:C:H2'	1:C:171:A:O4'	2.07	0.55
1:C:214:A:H2'	1:C:215:G:O4'	2.04	0.55
1:C:258:U:O2'	1:C:259:A:OP1	2.23	0.55
1:C:326:A:H2'	1:C:327:G:H5'	1.88	0.55
1:C:330:A:N6	1:C:331:G:C6	2.74	0.55
1:D:163:G:C3'	1:D:164:G:C8	2.89	0.55
1:D:181:G:H2'	1:D:186:A:N1	2.22	0.55
1:D:324:A:H2'	1:D:324:A:N3	2.21	0.55
1:D:408:G:H5'	1:D:409:U:OP2	2.07	0.55
1:A:119:G:C6	1:A:120:U:C4	2.95	0.55
1:A:236:A:H2'	1:A:237:G:O4'	2.07	0.55
1:A:260:C:O2'	1:A:305:U:H2'	2.07	0.55
1:A:276:G:H2'	1:A:277:C:O4'	2.06	0.55
1:B:148:G:C6	1:B:149:G:C8	2.94	0.55
1:B:222:C:O5'	1:B:222:C:H6	1.89	0.55
1:C:170:C:H2'	1:C:171:A:C5'	2.36	0.55
1:C:270:A:H3'	1:C:271:U:H6	1.72	0.55
1:D:130:U:H2'	1:D:131:U:C5'	2.30	0.55
1:D:149:G:C5	1:D:150:G:N7	2.75	0.55
1:D:153:A:C2	1:D:251:G:O4'	2.59	0.55

*Continued on next page...*

*Continued from previous page...*

Atom-1	Atom-2	Interatomic distance (Å)	Clash overlap (Å)
1:D:319:U:C2'	1:D:320:C:C6	2.89	0.55
1:A:99:C:C2'	1:A:100:G:O5'	2.55	0.55
1:B:166:C:C4	1:B:167:U:C4	2.95	0.55
1:B:186:A:H8	1:B:186:A:O5'	1.90	0.55
1:D:303:G:C5'	1:D:304:G:OP2	2.47	0.55
1:A:104:A:H2'	1:A:105:A:C8	2.42	0.55
1:A:183:A:O4'	1:A:188:G:C2	2.59	0.55
1:A:187:A:H5'	1:A:188:G:OP2	2.06	0.55
1:A:194:G:C2'	1:A:195:G:H5'	2.36	0.55
1:B:237:G:H22	1:C:99:C:H1'	1.71	0.55
1:C:331:G:N2	1:C:403:U:C2	2.75	0.55
1:D:187:A:O2'	1:D:188:G:OP1	2.25	0.55
1:D:212:G:C2'	1:D:213:C:H5'	2.35	0.55
1:D:260:C:O2'	1:D:261:A:C5'	2.55	0.55
1:D:407:A:C5'	1:D:408:G:OP2	2.55	0.55
1:A:248:A:O2'	1:A:249:U:O5'	2.25	0.55
1:B:182:U:H5''	1:B:188:G:C8	2.42	0.55
1:B:218:A:H5''	1:B:219:A:P	2.46	0.55
1:C:158:G:H2'	1:C:159:A:H8	1.72	0.55
1:D:299:A:OP1	1:D:299:A:H4'	2.07	0.55
1:D:306:A:OP2	1:D:414:G:O2'	2.24	0.55
1:A:262:C:O2'	1:A:263:A:OP1	2.24	0.55
1:A:303:G:OP1	1:A:304:G:OP1	2.24	0.55
1:A:412:U:O5'	1:A:412:U:C6	2.60	0.55
1:B:107:U:O2'	1:B:108:G:P	2.65	0.55
1:B:202:U:C2	1:B:203:C:C5	2.94	0.55
1:B:270:A:N7	1:B:271:U:N3	2.55	0.55
1:B:287:U:O3'	1:B:288:G:C8	2.59	0.55
1:C:267:U:C2'	1:C:268:A:O5'	2.54	0.55
1:D:167:U:H1'	1:D:171:A:H62	1.70	0.55
1:A:99:C:H2'	1:A:100:G:O5'	2.06	0.55
1:B:277:C:O2'	1:B:278:C:H5'	2.07	0.55
1:B:314:A:C3'	1:B:315:C:H5	2.14	0.55
1:C:194:G:C2'	1:C:195:G:H5'	2.37	0.55
1:C:261:A:C6	1:C:264:G:N7	2.75	0.55
1:C:272:G:N3	1:C:273:U:C6	2.76	0.55
1:C:331:G:N1	1:C:403:U:C4	2.75	0.55
1:D:164:G:C2'	1:D:186:A:N6	2.70	0.55
1:D:223:C:H2'	1:D:224:U:C6	2.41	0.55
1:D:256:A:C2'	1:D:257:G:OP1	2.55	0.55
1:D:409:U:C2'	1:D:410:A:H5''	2.36	0.55

*Continued on next page...*

*Continued from previous page...*

Atom-1	Atom-2	Interatomic distance (Å)	Clash overlap (Å)
1:D:410:A:H3'	1:D:411:C:C6	2.42	0.55
1:A:173:A:N7	1:A:174:G:N7	2.55	0.54
1:C:120:U:H2'	1:C:121:C:C6	2.42	0.54
1:C:124:C:H41	1:C:196:A:N6	2.05	0.54
1:C:212:G:N2	1:C:213:C:C2	2.75	0.54
1:A:151:A:N3	1:A:226:A:H1'	2.22	0.54
1:A:215:G:O2'	1:A:216:C:H5'	2.07	0.54
1:B:261:A:C4	1:B:306:A:C2	2.95	0.54
1:C:248:A:HO2'	1:C:249:U:P	2.30	0.54
1:D:134:G:H2'	1:D:135:U:C6	2.42	0.54
1:B:300:U:O2	1:B:300:U:C2'	2.50	0.54
1:C:318:C:C2	1:C:319:U:C5	2.96	0.54
1:D:108:G:H2'	1:D:109:C:O5'	2.06	0.54
1:B:179:U:H2'	1:B:180:G:OP1	2.07	0.54
1:B:184:A:H2	1:B:212:G:N3	2.05	0.54
1:D:139:A:N7	1:D:186:A:H8	2.06	0.54
1:D:304:G:H5'	1:D:305:U:P	2.47	0.54
1:A:170:C:O2	1:A:170:C:H2'	2.06	0.54
1:C:105:A:H2'	1:C:106:U:C5'	2.35	0.54
1:C:245:G:O2'	1:C:246:A:H5'	2.08	0.54
1:A:167:U:O2'	1:A:168:U:OP2	2.22	0.54
1:A:190:U:O5'	1:A:190:U:H6	1.91	0.54
1:B:119:G:C6	1:B:120:U:C4	2.96	0.54
1:B:256:A:C2'	1:B:257:G:OP1	2.56	0.54
1:A:192:A:H2'	1:A:193:C:C6	2.42	0.54
1:A:269:G:O2'	1:A:270:A:O4'	2.25	0.54
1:A:271:U:H1'	1:A:303:G:C8	2.42	0.54
1:B:226:A:N7	1:B:227:G:N7	2.56	0.54
1:B:314:A:O2'	1:B:315:C:P	2.66	0.54
1:D:108:G:C2'	1:D:109:C:O5'	2.56	0.54
1:D:311:C:C3'	1:D:312:G:H5''	2.38	0.54
1:A:116:G:O5'	1:A:116:G:H8	1.90	0.54
1:A:168:U:O2'	1:A:169:G:OP2	2.23	0.54
1:A:197:C:O2'	1:A:200:G:H1'	2.07	0.54
1:B:260:C:O2'	1:B:261:A:H5'	2.08	0.54
1:D:150:G:H2'	1:D:151:A:H5''	1.89	0.54
1:A:104:A:H1'	1:A:218:A:C5'	2.32	0.54
1:A:108:G:C2	1:A:109:C:C1'	2.91	0.54
1:B:139:A:C2	1:B:140:A:C8	2.96	0.54
1:B:180:G:C2'	1:B:181:G:O5'	2.55	0.54
1:C:200:G:O5'	1:C:200:G:H8	1.91	0.54

*Continued on next page...*

*Continued from previous page...*

Atom-1	Atom-2	Interatomic distance (Å)	Clash overlap (Å)
1:C:209:C:O2'	1:C:210:G:P	2.66	0.54
1:C:255:C:H1'	1:C:273:U:H5'	1.90	0.54
1:C:320:C:H2'	1:C:321:C:O5'	2.07	0.54
1:A:158:G:H2'	1:A:159:A:C8	2.43	0.54
1:A:169:G:N2	1:A:170:C:H1'	2.23	0.54
1:B:115:A:H8	1:B:115:A:O5'	1.90	0.54
1:B:151:A:C2	1:B:226:A:C8	2.95	0.54
1:B:258:U:H2'	1:B:259:A:O4'	2.08	0.54
1:C:157:U:O2'	1:C:158:G:H5'	2.08	0.54
1:A:253:U:O2'	1:A:254:G:H5'	2.09	0.53
1:B:234:G:C2'	1:B:235:G:H5'	2.38	0.53
1:C:293:C:O2'	1:C:294:U:H5'	2.08	0.53
1:A:187:A:C6	1:A:189:C:N4	2.76	0.53
1:D:219:A:H2'	1:D:220:G:O5'	2.08	0.53
1:A:229:C:H2'	1:A:230:A:C8	2.42	0.53
1:A:270:A:C5	1:A:271:U:C4	2.97	0.53
1:B:155:U:C2'	1:B:156:U:O5'	2.56	0.53
1:B:197:C:H2'	1:B:198:A:H8	1.72	0.53
1:B:228:U:H4'	1:C:247:U:O2'	2.09	0.53
1:B:249:U:O2	1:B:249:U:C2'	2.53	0.53
1:C:102:C:C2'	1:C:103:A:OP1	2.55	0.53
1:C:139:A:H1'	1:C:186:A:H5'	1.90	0.53
1:C:166:C:H2'	1:C:167:U:C6	2.43	0.53
1:C:178:A:N3	1:C:180:G:N1	2.56	0.53
1:D:112:G:H2'	1:D:113:A:O4'	2.07	0.53
1:D:185:U:O2'	1:D:186:A:C5'	2.56	0.53
1:D:269:G:O5'	1:D:269:G:C8	2.59	0.53
1:B:107:U:H4'	1:B:108:G:OP1	2.09	0.53
1:B:199:U:C2'	1:B:200:G:OP1	2.56	0.53
1:B:256:A:O2'	1:B:257:G:OP1	2.23	0.53
1:B:271:U:C5	1:B:272:G:N7	2.76	0.53
1:D:138:C:O2'	1:D:139:A:P	2.66	0.53
1:D:257:G:C6	1:D:258:U:C4	2.95	0.53
1:D:269:G:O2'	1:D:270:A:OP1	2.26	0.53
1:A:108:G:N2	1:A:109:C:H1'	2.22	0.53
1:B:167:U:H1'	1:B:171:A:C6	2.43	0.53
1:B:238:A:H2	1:C:100:G:C1'	2.21	0.53
1:D:113:A:O2'	1:D:207:A:N6	2.40	0.53
1:D:159:A:C4	1:D:160:G:N7	2.76	0.53
1:D:183:A:H5'	1:D:184:A:OP2	2.07	0.53
1:D:219:A:C4	1:D:220:G:C8	2.97	0.53

*Continued on next page...*

*Continued from previous page...*

Atom-1	Atom-2	Interatomic distance (Å)	Clash overlap (Å)
1:D:300:U:O2'	1:D:301:A:OP2	2.25	0.53
1:D:319:U:O2'	1:D:320:C:OP1	2.25	0.53
1:A:264:G:C2	1:A:265:A:C5	2.97	0.53
1:B:182:U:O2'	1:B:186:A:H2'	2.09	0.53
1:B:272:G:C2'	1:B:273:U:H5'	2.39	0.53
1:D:139:A:O2'	1:D:185:U:O2	2.25	0.53
1:A:244:U:H2'	1:A:245:G:H8	1.72	0.53
1:B:212:G:C2'	1:B:213:C:H5'	2.39	0.53
1:B:218:A:N1	1:B:219:A:C2	2.77	0.53
1:B:249:U:H4'	1:B:250:G:OP1	2.07	0.53
1:C:324:A:O2'	1:C:325:A:OP1	2.22	0.53
1:D:164:G:H2'	1:D:186:A:N6	2.23	0.53
1:D:269:G:C2'	1:D:270:A:O5'	2.56	0.53
1:B:157:U:C2	1:B:158:G:C8	2.97	0.53
1:B:294:U:H2'	1:B:295:U:C6	2.43	0.53
1:C:313:G:H3'	1:C:314:A:H8	1.73	0.53
1:D:248:A:O2'	1:D:249:U:O5'	2.25	0.53
1:A:157:U:H2'	1:A:158:G:H8	1.73	0.53
1:A:303:G:N2	1:A:304:G:H1'	2.23	0.53
1:B:295:U:C2'	1:B:296:C:O5'	2.57	0.53
1:B:307:U:H2'	1:B:308:A:O4'	2.09	0.53
1:C:110:G:N2	1:C:212:G:N9	2.57	0.53
1:C:132:C:C3'	1:C:133:A:C5'	2.84	0.53
1:C:222:C:N3	1:C:252:A:C2	2.77	0.53
1:C:329:G:H2'	1:C:330:A:C4'	2.39	0.53
1:D:184:A:P	1:D:184:A:C8	3.02	0.53
1:D:194:G:H2'	1:D:195:G:O4'	2.08	0.53
1:D:227:G:H2'	1:D:228:U:H6	1.73	0.53
1:D:303:G:OP1	1:D:304:G:P	2.67	0.53
1:B:125:A:N7	1:B:324:A:N3	2.56	0.53
1:B:170:C:H3'	1:B:171:A:H8	1.74	0.53
1:C:116:G:C2'	1:C:117:G:H5''	2.36	0.53
1:C:305:U:O2	1:C:305:U:C2'	2.56	0.53
1:D:130:U:H2'	1:D:130:U:O2	2.09	0.53
1:D:157:U:O2	1:D:158:G:C8	2.62	0.53
1:B:219:A:C8	1:B:220:G:C8	2.97	0.52
1:B:302:A:N1	1:B:303:G:H1'	2.24	0.52
1:D:270:A:H2'	1:D:271:U:O4'	2.08	0.52
1:B:255:C:C4	1:B:257:G:N9	2.77	0.52
1:B:279:G:O2'	1:B:280:G:C5'	2.57	0.52
1:C:127:C:H2'	1:C:128:C:H6	1.74	0.52

*Continued on next page...*

*Continued from previous page...*

Atom-1	Atom-2	Interatomic distance (Å)	Clash overlap (Å)
1:C:174:G:H2'	1:C:175:G:H8	1.73	0.52
1:C:270:A:H2'	1:C:271:U:C6	2.44	0.52
1:C:302:A:C3'	1:C:303:G:C5'	2.78	0.52
1:B:139:A:H5'	1:B:140:A:OP2	2.09	0.52
1:B:183:A:C2	1:B:184:A:C2	2.97	0.52
1:B:226:A:C4	1:B:227:G:C8	2.97	0.52
1:D:108:G:C6	1:D:214:A:N1	2.78	0.52
1:A:116:G:O2'	1:A:117:G:H5'	2.09	0.52
1:B:155:U:H2'	1:B:156:U:O5'	2.09	0.52
1:B:269:G:N2	1:B:270:A:C5	2.78	0.52
1:B:294:U:O2'	1:B:295:U:H5'	2.08	0.52
1:C:107:U:O2'	1:C:108:G:P	2.67	0.52
1:C:108:G:C2	1:C:214:A:C2	2.97	0.52
1:C:184:A:OP1	1:C:186:A:OP1	2.27	0.52
1:D:231:A:H2'	1:D:232:C:O4'	2.10	0.52
1:D:318:C:H2'	1:D:319:U:H6	1.74	0.52
1:D:325:A:C2	1:D:326:A:C2	2.97	0.52
1:B:108:G:C6	1:B:214:A:C2	2.97	0.52
1:C:151:A:C4	1:C:226:A:H1'	2.45	0.52
1:D:226:A:H2'	1:D:226:A:N3	2.24	0.52
1:B:269:G:C2	1:B:270:A:N7	2.78	0.52
1:B:288:G:N3	1:B:288:G:O2'	2.41	0.52
1:C:105:A:C8	1:C:105:A:H3'	2.44	0.52
1:D:242:G:H2'	1:D:243:U:H6	1.74	0.52
1:B:97:A:C2	1:B:98:C:C2	2.98	0.52
1:B:299:A:HO2'	1:B:300:U:P	2.33	0.52
1:C:311:C:H2'	1:C:312:G:H8	1.75	0.52
1:D:149:G:C4	1:D:150:G:C8	2.98	0.52
1:D:178:A:C2	1:D:180:G:N1	2.77	0.52
1:D:238:A:H2'	1:D:240:C:O4'	2.10	0.52
1:A:260:C:O2'	1:A:261:A:O5'	2.28	0.52
1:B:167:U:H6	1:B:167:U:OP1	1.93	0.52
1:B:219:A:N7	1:B:220:G:N7	2.58	0.52
1:B:307:U:H6	1:B:307:U:H5'	1.75	0.52
1:C:163:G:N7	1:C:164:G:C6	2.77	0.52
1:C:326:A:C2'	1:C:327:G:H5'	2.39	0.52
1:D:165:C:H4'	1:D:181:G:O3'	2.10	0.52
1:D:318:C:C2	1:D:319:U:C5	2.97	0.52
1:A:172:A:C2	1:A:173:A:C8	2.98	0.52
1:C:309:G:HO2'	1:C:310:U:H5'	1.72	0.52
1:D:104:A:H2	1:D:217:C:O2	1.93	0.52

*Continued on next page...*

*Continued from previous page...*

Atom-1	Atom-2	Interatomic distance (Å)	Clash overlap (Å)
1:D:148:G:C6	1:D:149:G:N7	2.78	0.52
1:D:324:A:OP1	1:D:324:A:C8	2.63	0.52
1:A:161:A:O2'	1:A:162:U:H5'	2.09	0.52
1:B:225:A:O2'	1:B:226:A:OP2	2.28	0.52
1:B:290:A:O2'	1:B:291:U:O5'	2.27	0.52
1:C:194:G:H2'	1:C:195:G:H5'	1.92	0.52
1:C:270:A:N1	1:C:307:U:C4	2.77	0.52
1:C:324:A:H2'	1:C:325:A:O4'	2.10	0.52
1:D:170:C:H2'	1:D:171:A:O4'	2.10	0.52
1:A:196:A:C6	1:A:197:C:N4	2.78	0.51
1:A:271:U:O4	1:A:272:G:C8	2.62	0.51
1:B:198:A:C2'	1:B:199:U:OP2	2.58	0.51
1:C:96:G:N3	1:C:97:A:C8	2.78	0.51
1:C:97:A:N1	1:C:278:C:C2	2.78	0.51
1:C:100:G:C6	1:C:275:G:C6	2.98	0.51
1:C:184:A:OP2	1:C:186:A:OP2	2.27	0.51
1:D:304:G:C3'	1:D:306:A:OP1	2.58	0.51
1:A:96:G:C8	1:A:300:U:H1'	2.46	0.51
1:A:132:C:O2'	1:A:133:A:OP1	2.23	0.51
1:A:138:C:HO2'	1:A:139:A:P	2.33	0.51
1:B:147:G:H2'	1:B:148:G:O4'	2.10	0.51
1:B:305:U:O2	1:B:305:U:H2'	2.09	0.51
1:C:101:U:H3'	1:C:101:U:C6	2.44	0.51
1:C:261:A:C8	1:C:264:G:OP2	2.62	0.51
1:C:270:A:C2	1:C:307:U:C6	2.98	0.51
1:C:272:G:C6	1:C:273:U:C4	2.97	0.51
1:D:103:A:C6	1:D:269:G:N7	2.78	0.51
1:D:160:G:O2'	1:D:161:A:H5'	2.10	0.51
1:A:104:A:C2	1:A:105:A:C4	2.98	0.51
1:A:114:A:H3'	1:A:115:A:C8	2.44	0.51
1:A:306:A:H1'	1:A:307:U:C5	2.37	0.51
1:B:166:C:H2'	1:B:167:U:OP1	2.10	0.51
1:B:248:A:C8	1:B:250:G:N7	2.78	0.51
1:C:107:U:N3	1:C:215:G:N2	2.58	0.51
1:C:251:G:H5'	1:C:251:G:H8	1.76	0.51
1:C:255:C:O2'	1:C:256:A:O5'	2.24	0.51
1:C:311:C:H2'	1:C:312:G:O5'	2.10	0.51
1:D:111:G:C6	1:D:211:C:N3	2.78	0.51
1:D:270:A:C8	1:D:271:U:N3	2.78	0.51
1:A:152:A:O2'	1:A:153:A:H5'	2.10	0.51
1:A:152:A:C2	1:A:248:A:N6	2.78	0.51

*Continued on next page...*



*Continued from previous page...*

Atom-1	Atom-2	Interatomic distance (Å)	Clash overlap (Å)
1:A:167:U:H4'	1:A:168:U:H5''	1.92	0.51
1:A:232:C:N4	1:A:233:A:N7	2.59	0.51
1:B:247:U:O2'	1:C:228:U:C4'	2.47	0.51
1:B:248:A:N7	1:B:250:G:C5	2.79	0.51
1:D:150:G:N2	1:D:152:A:C5'	2.73	0.51
1:D:251:G:C2'	1:D:252:A:O5'	2.59	0.51
1:A:154:C:O2'	1:A:155:U:H5'	2.10	0.51
1:A:182:U:H3'	1:A:188:G:C8	2.45	0.51
1:A:212:G:C2	1:A:213:C:C5	2.99	0.51
1:A:255:C:O2	1:A:273:U:H4'	2.11	0.51
1:A:313:G:H5'	1:A:314:A:OP1	2.10	0.51
1:B:215:G:O2'	1:B:216:C:H5'	2.10	0.51
1:B:300:U:H5'	1:B:301:A:H5'	1.91	0.51
1:D:163:G:O3'	1:D:164:G:C8	2.64	0.51
1:A:194:G:O2'	1:A:195:G:H5'	2.10	0.51
1:B:124:C:H2'	1:B:125:A:C2	2.46	0.51
1:B:167:U:OP1	1:B:167:U:C6	2.64	0.51
1:B:211:C:O2'	1:B:212:G:H5'	2.11	0.51
1:C:186:A:H5''	1:C:187:A:OP2	2.11	0.51
1:C:225:A:O2'	1:C:226:A:OP2	2.28	0.51
1:C:318:C:H2'	1:C:319:U:H6	1.75	0.51
1:D:180:G:H2'	1:D:181:G:O4'	2.10	0.51
1:A:125:A:N7	1:A:324:A:H1'	2.25	0.51
1:B:128:C:H2'	1:B:129:G:C5'	2.41	0.51
1:B:323:G:N2	1:B:326:A:H62	2.08	0.51
1:C:124:C:H5	1:C:196:A:N6	2.08	0.51
1:C:170:C:C2'	1:C:171:A:H5'	2.41	0.51
1:C:220:G:H2'	1:C:220:G:N3	2.25	0.51
1:C:257:G:C6	1:C:258:U:C4	2.98	0.51
1:C:261:A:C5	1:C:264:G:C8	2.98	0.51
1:B:151:A:N1	1:B:152:A:C2	2.79	0.51
1:B:195:G:O2'	1:B:196:A:H5'	2.11	0.51
1:B:204:C:C2	1:B:205:U:C6	2.99	0.51
1:B:270:A:C3'	1:B:271:U:C6	2.92	0.51
1:C:198:A:H1'	1:C:200:G:O4'	2.11	0.51
1:C:248:A:O2'	1:C:249:U:P	2.68	0.51
1:C:257:G:O2'	1:C:258:U:P	2.69	0.51
1:C:259:A:C3'	1:C:260:C:H5''	2.35	0.51
1:C:301:A:C6	1:C:302:A:C2	2.99	0.51
1:C:311:C:H2'	1:C:312:G:O4'	2.09	0.51
1:C:323:G:C2	1:C:325:A:C8	2.98	0.51

*Continued on next page...*

*Continued from previous page...*

Atom-1	Atom-2	Interatomic distance (Å)	Clash overlap (Å)
1:D:184:A:H3'	1:D:185:U:H5''	1.93	0.51
1:B:168:U:O2'	1:B:169:G:OP2	2.28	0.51
1:B:286:A:H3'	1:B:287:U:C5'	2.29	0.51
1:B:292:U:H2'	1:B:293:C:H5'	1.92	0.51
1:C:127:C:H2'	1:C:128:C:C6	2.46	0.51
1:D:100:G:N3	1:D:275:G:C2	2.79	0.51
1:D:148:G:C5	1:D:149:G:N7	2.79	0.51
1:D:269:G:N3	1:D:270:A:C8	2.79	0.51
1:A:222:C:H2'	1:A:223:C:C6	2.44	0.51
1:A:327:G:H2'	1:A:328:G:H8	1.76	0.51
1:A:412:U:O5'	1:A:412:U:H6	1.94	0.51
1:B:102:C:C5'	1:B:103:A:OP2	2.59	0.51
1:B:183:A:O4'	1:B:188:G:C2	2.64	0.51
1:B:186:A:OP1	1:B:187:A:OP1	2.28	0.51
1:B:248:A:C8	1:B:250:G:C5	2.99	0.51
1:A:127:C:C2'	1:A:128:C:H5'	2.41	0.50
1:B:258:U:O4	1:B:259:A:C6	2.64	0.50
1:C:193:C:O2'	1:C:194:G:H5'	2.11	0.50
1:D:251:G:O2'	1:D:252:A:O5'	2.24	0.50
1:A:125:A:H5'	1:A:126:G:OP2	2.11	0.50
1:A:255:C:N4	1:A:257:G:H1'	2.26	0.50
1:A:265:A:O2'	1:A:266:C:H5'	2.10	0.50
1:A:292:U:H2'	1:A:293:C:C6	2.45	0.50
1:C:198:A:O2'	1:C:199:U:P	2.69	0.50
1:A:96:G:C2	1:A:97:A:C5	3.00	0.50
1:B:184:A:C2	1:B:212:G:N3	2.80	0.50
1:B:235:G:N2	1:B:240:C:C4	2.79	0.50
1:C:193:C:H2'	1:C:194:G:C8	2.45	0.50
1:C:319:U:H2'	1:C:320:C:C5'	2.41	0.50
1:D:103:A:N6	1:D:269:G:C8	2.79	0.50
1:D:178:A:N3	1:D:180:G:N1	2.59	0.50
1:D:231:A:C6	1:D:232:C:C4	3.00	0.50
1:D:262:C:C3'	1:D:263:A:H5''	2.40	0.50
1:A:271:U:C6	1:A:271:U:OP1	2.63	0.50
1:A:407:A:OP2	1:A:408:G:OP1	2.29	0.50
1:C:138:C:O2'	1:C:139:A:OP2	2.20	0.50
1:C:319:U:C6	1:C:319:U:H5'	2.47	0.50
1:D:136:A:H2'	1:D:137:C:H5'	1.93	0.50
1:D:178:A:N3	1:D:180:G:C6	2.80	0.50
1:D:185:U:O5'	1:D:185:U:H6	1.93	0.50
1:A:193:C:H2'	1:A:194:G:C8	2.44	0.50

*Continued on next page...*

*Continued from previous page...*

Atom-1	Atom-2	Interatomic distance (Å)	Clash overlap (Å)
1:B:103:A:O2'	1:B:104:A:O5'	2.28	0.50
1:B:269:G:O2'	1:B:270:A:P	2.69	0.50
1:C:100:G:C2	1:C:275:G:C6	2.99	0.50
1:C:302:A:O5'	1:C:303:G:OP2	2.29	0.50
1:D:150:G:H21	1:D:152:A:C5'	2.24	0.50
1:A:158:G:H2'	1:A:159:A:H8	1.75	0.50
1:B:410:A:H4'	1:B:410:A:OP1	2.12	0.50
1:C:119:G:H1	1:C:202:U:H3	1.60	0.50
1:C:154:C:C2	1:C:155:U:C6	3.00	0.50
1:D:204:C:O2'	1:D:205:U:H5'	2.11	0.50
1:A:214:A:H2'	1:A:215:G:C8	2.45	0.50
1:B:107:U:OP1	1:B:107:U:O4'	2.30	0.50
1:B:271:U:C4	1:B:272:G:C5	3.00	0.50
1:C:100:G:C2	1:C:101:U:C2	3.00	0.50
1:C:198:A:O2'	1:C:199:U:O5'	2.29	0.50
1:D:254:G:C5'	1:D:255:C:OP1	2.55	0.50
1:A:187:A:C5	1:A:189:C:C4	3.00	0.50
1:A:237:G:N2	1:D:99:C:O2	2.41	0.50
1:B:138:C:O2'	1:B:164:G:N2	2.44	0.50
1:C:132:C:H3'	1:C:133:A:C5'	2.42	0.50
1:C:154:C:HO2'	1:C:251:G:HO2'	1.56	0.50
1:C:210:G:H5'	1:C:211:C:H5'	1.94	0.50
1:D:109:C:N4	1:D:213:C:H42	2.10	0.50
1:D:251:G:C4	1:D:252:A:C8	2.99	0.50
1:D:312:G:N3	1:D:313:G:H1'	2.27	0.50
1:A:164:G:HO2'	1:A:165:C:P	2.34	0.50
1:A:191:G:H2'	1:A:192:A:C5'	2.30	0.50
1:A:226:A:H3'	1:A:227:G:H8	1.74	0.50
1:A:255:C:N4	1:A:257:G:C4	2.80	0.50
1:B:258:U:C5	1:B:259:A:C5	2.99	0.50
1:C:101:U:C6	1:C:101:U:C3'	2.95	0.50
1:D:219:A:H2'	1:D:220:G:O4'	2.12	0.50
1:D:258:U:O2'	1:D:259:A:OP1	2.27	0.50
1:D:268:A:H2'	1:D:269:G:C8	2.46	0.50
1:D:269:G:C2	1:D:270:A:N7	2.79	0.50
1:D:411:C:O5'	1:D:411:C:H6	1.95	0.50
1:A:119:G:H1	1:A:202:U:H3	1.58	0.49
1:A:168:U:O2'	1:A:169:G:P	2.70	0.49
1:A:237:G:H1	1:D:99:C:H1'	1.77	0.49
1:A:275:G:C6	1:A:276:G:N7	2.79	0.49
1:B:245:G:H2'	1:B:246:A:O4'	2.12	0.49

*Continued on next page...*

*Continued from previous page...*

Atom-1	Atom-2	Interatomic distance (Å)	Clash overlap (Å)
1:C:321:C:O2'	1:C:322:C:H5'	2.11	0.49
1:D:130:U:C2'	1:D:131:U:H5'	2.34	0.49
1:D:153:A:C5	1:D:154:C:H1'	2.47	0.49
1:D:200:G:H2'	1:D:201:G:C1'	2.42	0.49
1:A:214:A:O2'	1:A:215:G:H5'	2.12	0.49
1:B:228:U:C2	1:B:229:C:C5	2.99	0.49
1:B:281:G:O2'	1:B:282:G:OP1	2.29	0.49
1:C:222:C:N3	1:C:252:A:N1	2.59	0.49
1:B:132:C:C2'	1:B:133:A:O5'	2.60	0.49
1:B:219:A:C2'	1:B:220:G:H5''	2.39	0.49
1:B:225:A:C6	1:B:247:U:C4	3.01	0.49
1:B:287:U:C3'	1:B:288:G:C8	2.84	0.49
1:B:316:C:C3'	1:B:317:U:C5'	2.75	0.49
1:C:257:G:H5'	1:C:257:G:H8	1.76	0.49
1:D:222:C:C2	1:D:252:A:C2	3.00	0.49
1:D:225:A:O2'	1:D:226:A:OP2	2.29	0.49
1:D:302:A:H3'	1:D:303:G:C4'	2.42	0.49
1:D:302:A:H3'	1:D:303:G:O4'	2.12	0.49
1:B:102:C:O2'	1:B:219:A:H1'	2.12	0.49
1:B:154:C:C2	1:B:155:U:C5	3.00	0.49
1:B:311:C:H2'	1:B:312:G:O5'	2.11	0.49
1:B:407:A:OP2	1:B:407:A:H4'	2.10	0.49
1:C:105:A:N6	1:C:106:U:N3	2.60	0.49
1:C:170:C:O5'	1:C:170:C:H6	1.95	0.49
1:C:281:G:H2'	1:C:282:G:O4'	2.11	0.49
1:D:300:U:O4'	1:D:300:U:OP2	2.30	0.49
1:A:163:G:N7	1:A:164:G:O6	2.46	0.49
1:A:172:A:H2	1:A:173:A:C8	2.30	0.49
1:B:199:U:O2'	1:B:200:G:OP1	2.28	0.49
1:B:214:A:C6	1:B:215:G:C5	3.00	0.49
1:B:222:C:O2	1:B:252:A:C2	2.66	0.49
1:B:408:G:H8	1:B:408:G:O5'	1.95	0.49
1:D:124:C:O2	1:D:125:A:C2	2.66	0.49
1:D:182:U:H5'	1:D:186:A:N1	2.27	0.49
1:D:184:A:P	1:D:184:A:H8	2.35	0.49
1:D:262:C:O2	1:D:262:C:C2'	2.55	0.49
1:B:163:G:C5	1:B:164:G:C5	3.00	0.49
1:B:272:G:H2'	1:B:273:U:H5'	1.93	0.49
1:C:101:U:C4	1:C:102:C:N4	2.77	0.49
1:D:222:C:H2'	1:D:223:C:H6	1.77	0.49
1:A:174:G:C5	1:A:175:G:N7	2.81	0.49

*Continued on next page...*

*Continued from previous page...*

Atom-1	Atom-2	Interatomic distance (Å)	Clash overlap (Å)
1:A:268:A:C2	1:A:308:A:C2	3.01	0.49
1:B:261:A:N7	1:B:264:G:H5''	2.28	0.49
1:C:271:U:C4	1:C:272:G:N7	2.80	0.49
1:C:307:U:O2'	1:C:308:A:H5'	2.12	0.49
1:C:314:A:H2'	1:C:315:C:H5'	1.93	0.49
1:C:405:G:H2'	1:C:406:G:H8	1.74	0.49
1:D:103:A:N6	1:D:269:G:N7	2.60	0.49
1:D:135:U:H2'	1:D:136:A:H8	1.77	0.49
1:D:214:A:C6	1:D:215:G:C5	3.00	0.49
1:D:255:C:C4	1:D:257:G:C4	3.00	0.49
1:A:302:A:C2	1:A:303:G:C1'	2.95	0.49
1:B:185:U:O2'	1:B:186:A:H5'	2.13	0.49
1:C:132:C:H3'	1:C:133:A:H5''	1.93	0.49
1:C:176:G:C6	1:C:177:U:C4	3.01	0.49
1:C:210:G:H5'	1:C:211:C:C5'	2.42	0.49
1:A:106:U:O2	1:A:106:U:O4'	2.28	0.49
1:C:96:G:H8	1:C:96:G:O5'	1.95	0.49
1:C:96:G:N2	1:C:97:A:C4	2.81	0.49
1:C:124:C:C5	1:C:196:A:N6	2.79	0.49
1:C:171:A:O2'	1:C:172:A:OP2	2.31	0.49
1:C:314:A:O2'	1:C:315:C:H5'	2.12	0.49
1:D:264:G:C2	1:D:265:A:N7	2.81	0.49
1:D:317:U:O4	1:D:404:U:O4	2.31	0.49
1:A:96:G:H5'	1:A:300:U:HO2'	1.74	0.49
1:A:104:A:N1	1:A:105:A:C2	2.81	0.49
1:A:194:G:H2'	1:A:195:G:C5'	2.42	0.49
1:B:166:C:H2'	1:B:167:U:H5	1.77	0.49
1:B:219:A:H3'	1:B:220:G:H5'	1.81	0.49
1:B:226:A:C8	1:B:227:G:N7	2.80	0.49
1:C:154:C:H6	1:C:154:C:O5'	1.96	0.49
1:C:298:C:H2'	1:C:299:A:C8	2.48	0.49
1:D:136:A:N6	1:D:137:C:C4	2.80	0.49
1:D:255:C:C1'	1:D:273:U:H4'	2.38	0.49
1:D:262:C:C5'	1:D:263:A:OP2	2.60	0.49
1:D:319:U:C3'	1:D:320:C:C6	2.96	0.49
1:A:199:U:O5'	1:A:199:U:H6	1.96	0.48
1:A:262:C:C2'	1:A:263:A:H5''	2.42	0.48
1:B:166:C:H2'	1:B:167:U:C5	2.48	0.48
1:B:198:A:H1'	1:B:200:G:H1'	1.95	0.48
1:B:240:C:H2'	1:B:241:U:H6	1.76	0.48
1:B:281:G:O2'	1:B:282:G:P	2.71	0.48

*Continued on next page...*

*Continued from previous page...*

Atom-1	Atom-2	Interatomic distance (Å)	Clash overlap (Å)
1:B:281:G:N3	1:B:282:G:C8	2.81	0.48
1:C:172:A:N3	1:C:173:A:C8	2.81	0.48
1:D:97:A:H3'	1:D:98:C:H6	1.78	0.48
1:D:148:G:C6	1:D:149:G:C5	3.01	0.48
1:A:104:A:H2'	1:A:105:A:C1'	2.42	0.48
1:A:240:C:H2'	1:A:241:U:C6	2.46	0.48
1:C:261:A:O2'	1:C:262:C:O5'	2.24	0.48
1:C:262:C:O2	1:C:262:C:C2'	2.61	0.48
1:C:269:G:O2'	1:C:270:A:O5'	2.31	0.48
1:C:270:A:H3'	1:C:271:U:C6	2.48	0.48
1:D:150:G:C3'	1:D:151:A:C5'	2.91	0.48
1:D:269:G:HO2'	1:D:270:A:C4'	2.26	0.48
1:A:114:A:H2'	1:A:114:A:N3	2.28	0.48
1:A:139:A:N3	1:A:139:A:C2'	2.74	0.48
1:A:269:G:O5'	1:A:269:G:C8	2.58	0.48
1:B:122:A:O2'	1:B:123:A:O4'	2.24	0.48
1:B:227:G:C2	1:B:228:U:C2	3.01	0.48
1:B:248:A:H5'	1:C:228:U:C5'	2.43	0.48
1:C:200:G:H2'	1:C:201:G:C8	2.48	0.48
1:C:265:A:H2'	1:C:266:C:O4'	2.13	0.48
1:C:272:G:N1	1:C:273:U:C4	2.82	0.48
1:D:199:U:H2'	1:D:200:G:OP1	2.13	0.48
1:D:246:A:H2'	1:D:247:U:H6	1.78	0.48
1:D:302:A:O3'	1:D:303:G:H4'	2.12	0.48
1:A:264:G:C2	1:A:265:A:N7	2.82	0.48
1:B:316:C:H2'	1:B:317:U:O4'	2.14	0.48
1:B:326:A:H3'	1:B:326:A:H8	1.78	0.48
1:C:162:U:C2	1:C:163:G:H1'	2.48	0.48
1:C:260:C:H1'	1:C:305:U:N3	2.28	0.48
1:C:308:A:O2'	1:C:309:G:H5'	2.14	0.48
1:D:135:U:H2'	1:D:136:A:O4'	2.13	0.48
1:D:213:C:C2'	1:D:214:A:O5'	2.62	0.48
1:A:270:A:H2'	1:A:271:U:C5	2.48	0.48
1:A:409:U:C4	1:A:410:A:N6	2.82	0.48
1:B:139:A:H62	1:B:164:G:H1'	1.78	0.48
1:B:203:C:O2'	1:B:204:C:H5'	2.12	0.48
1:B:261:A:C2'	1:B:262:C:H5''	2.43	0.48
1:C:99:C:H6	1:C:99:C:C5'	2.25	0.48
1:C:149:G:C2'	1:C:150:G:H5'	2.44	0.48
1:C:220:G:C4	1:C:221:U:C5	3.01	0.48
1:D:173:A:C4	1:D:174:G:C8	3.01	0.48

*Continued on next page...*

*Continued from previous page...*

Atom-1	Atom-2	Interatomic distance (Å)	Clash overlap (Å)
1:D:410:A:C6	1:D:411:C:H1'	2.48	0.48
1:A:208:C:O5'	1:A:208:C:H6	1.97	0.48
1:A:245:G:O2'	1:A:246:A:H5'	2.14	0.48
1:B:153:A:N7	1:B:154:C:C1'	2.77	0.48
1:B:209:C:H3'	1:B:210:G:C5'	2.43	0.48
1:B:248:A:O2'	1:B:249:U:O5'	2.25	0.48
1:B:303:G:OP1	1:B:304:G:OP1	2.31	0.48
1:C:102:C:O2'	1:C:103:A:OP1	2.24	0.48
1:D:184:A:OP1	1:D:188:G:OP2	2.31	0.48
1:D:300:U:HO2'	1:D:301:A:P	2.37	0.48
1:A:114:A:C8	1:A:207:A:C6	3.02	0.48
1:A:155:U:H2'	1:A:156:U:C6	2.49	0.48
1:A:279:G:O2'	1:A:280:G:H5'	2.14	0.48
1:B:166:C:N3	1:B:167:U:C4	2.81	0.48
1:B:215:G:C2	1:B:216:C:C2	3.02	0.48
1:B:255:C:H1'	1:B:273:U:C4'	2.38	0.48
1:C:103:A:O2'	1:C:104:A:C8	2.67	0.48
1:C:215:G:H2'	1:C:216:C:H5'	1.95	0.48
1:C:269:G:O2'	1:C:270:A:C5'	2.62	0.48
1:D:113:A:C2	1:D:208:C:N3	2.82	0.48
1:D:255:C:HO2'	1:D:256:A:P	2.36	0.48
1:D:319:U:C2	1:D:331:G:N2	2.82	0.48
1:A:132:C:C3'	1:A:133:A:H5''	2.42	0.48
1:A:172:A:H2	1:A:173:A:C4	2.31	0.48
1:B:236:A:H8	1:B:236:A:OP1	1.95	0.48
1:C:96:G:H5''	1:C:300:U:O2'	2.13	0.48
1:C:107:U:O2'	1:C:108:G:O5'	2.28	0.48
1:C:215:G:C6	1:C:216:C:C4	3.02	0.48
1:C:258:U:O2'	1:C:259:A:P	2.72	0.48
1:C:323:G:H22	1:C:325:A:H3'	1.78	0.48
1:D:164:G:C2'	1:D:186:A:H62	2.26	0.48
1:D:207:A:H5'	1:D:208:C:OP2	2.14	0.48
1:A:262:C:C2'	1:A:263:A:C5'	2.91	0.48
1:B:270:A:N6	1:B:304:G:H22	2.12	0.48
1:C:105:A:C8	1:C:105:A:C3'	2.97	0.48
1:C:211:C:C2	1:C:212:G:C8	3.02	0.48
1:C:219:A:C5	1:C:220:G:N7	2.82	0.48
1:C:276:G:H2'	1:C:276:G:N3	2.28	0.48
1:D:133:A:H8	1:D:133:A:H5'	1.77	0.48
1:D:208:C:OP1	1:D:305:U:P	2.71	0.48
1:A:262:C:OP1	1:A:414:G:O2'	2.26	0.48

*Continued on next page...*

*Continued from previous page...*

Atom-1	Atom-2	Interatomic distance (Å)	Clash overlap (Å)
1:A:283:A:O2'	1:A:284:A:H5'	2.13	0.48
1:B:204:C:N3	1:B:205:U:C5	2.82	0.48
1:B:234:G:H2'	1:B:235:G:H5'	1.95	0.48
1:B:303:G:OP1	1:B:304:G:OP2	2.32	0.48
1:C:108:G:N2	1:C:214:A:C4	2.81	0.48
1:C:212:G:C2	1:C:213:C:C6	3.02	0.48
1:C:323:G:H2'	1:C:324:A:H5''	1.95	0.48
1:D:261:A:O2'	1:D:262:C:OP1	2.27	0.48
1:D:261:A:C4'	1:D:306:A:H5'	2.44	0.48
1:B:215:G:H2'	1:B:216:C:H6	1.79	0.47
1:B:265:A:H2'	1:B:266:C:O4'	2.13	0.47
1:C:108:G:C2	1:C:214:A:C4	3.01	0.47
1:C:244:U:O2'	1:C:245:G:H5'	2.14	0.47
1:C:328:G:H2'	1:C:329:G:O4'	2.14	0.47
1:D:146:A:H2'	1:D:147:G:H8	1.78	0.47
1:D:204:C:H2'	1:D:205:U:C6	2.49	0.47
1:D:269:G:N2	1:D:270:A:C5	2.82	0.47
1:B:100:G:H1'	1:B:275:G:N2	2.29	0.47
1:B:270:A:N7	1:B:271:U:C2	2.82	0.47
1:C:276:G:H4'	1:C:277:C:OP1	2.15	0.47
1:C:324:A:H2'	1:C:325:A:C8	2.48	0.47
1:D:153:A:C8	1:D:154:C:C6	3.02	0.47
1:D:251:G:H2'	1:D:252:A:O4'	2.14	0.47
1:D:262:C:C4'	1:D:263:A:OP2	2.61	0.47
1:D:319:U:O2'	1:D:320:C:P	2.72	0.47
1:B:281:G:C2'	1:B:282:G:O5'	2.62	0.47
1:B:283:A:C2	1:B:284:A:C5	3.02	0.47
1:C:100:G:N3	1:C:275:G:C2	2.82	0.47
1:C:110:G:H5'	1:C:111:G:OP2	2.14	0.47
1:C:210:G:C8	1:C:210:G:H3'	2.48	0.47
1:D:155:U:N3	1:D:156:U:C5	2.82	0.47
1:D:250:G:H2'	1:D:251:G:H5'	1.95	0.47
1:D:319:U:C3'	1:D:320:C:H6	2.27	0.47
1:A:166:C:N3	1:A:167:U:C4	2.81	0.47
1:B:96:G:C2	1:B:97:A:C8	3.01	0.47
1:B:153:A:N7	1:B:154:C:H1'	2.30	0.47
1:C:96:G:C2	1:C:97:A:C8	3.02	0.47
1:C:250:G:H2'	1:C:251:G:C5'	2.45	0.47
1:D:122:A:OP1	1:D:122:A:H4'	2.14	0.47
1:D:262:C:H4'	1:D:263:A:OP2	2.14	0.47
1:A:246:A:O2'	1:A:247:U:H5'	2.13	0.47

*Continued on next page...*



*Continued from previous page...*

Atom-1	Atom-2	Interatomic distance (Å)	Clash overlap (Å)
1:B:126:G:O2'	1:B:127:C:H5'	2.15	0.47
1:B:135:U:C4	1:B:136:A:N7	2.83	0.47
1:B:156:U:H2'	1:B:157:U:H6	1.80	0.47
1:B:180:G:H8	1:B:180:G:O5'	1.98	0.47
1:B:260:C:H1'	1:B:305:U:C4	2.49	0.47
1:C:261:A:N7	1:C:264:G:H5''	2.29	0.47
1:C:271:U:H2'	1:C:272:G:O5'	2.14	0.47
1:D:412:U:C4	1:D:413:C:N4	2.83	0.47
1:A:152:A:H2	1:A:248:A:N6	2.12	0.47
1:A:197:C:OP2	1:A:197:C:C6	2.61	0.47
1:A:216:C:H2'	1:A:217:C:H6	1.78	0.47
1:A:406:G:C2'	1:A:407:A:H5'	2.44	0.47
1:B:156:U:H2'	1:B:157:U:C6	2.49	0.47
1:B:177:U:O3'	1:B:178:A:O4'	2.32	0.47
1:B:190:U:O5'	1:B:190:U:H6	1.96	0.47
1:B:272:G:C3'	1:B:273:U:H5'	2.45	0.47
1:C:96:G:C6	1:C:279:G:C6	3.03	0.47
1:C:218:A:H2'	1:C:219:A:O5'	2.14	0.47
1:C:259:A:C3'	1:C:260:C:C5'	2.93	0.47
1:C:280:G:C2'	1:C:281:G:C5'	2.84	0.47
1:D:269:G:N2	1:D:270:A:N7	2.62	0.47
1:D:280:G:O2'	1:D:281:G:O5'	2.33	0.47
1:A:147:G:C5	1:A:148:G:N7	2.83	0.47
1:A:174:G:C6	1:A:175:G:C6	3.03	0.47
1:A:262:C:H2'	1:A:263:A:C5'	2.45	0.47
1:A:268:A:H2'	1:A:269:G:C8	2.49	0.47
1:A:275:G:C6	1:A:276:G:C5	3.03	0.47
1:B:103:A:N6	1:B:269:G:C5	2.83	0.47
1:B:126:G:H2'	1:B:127:C:H6	1.79	0.47
1:B:139:A:H2'	1:B:139:A:N3	2.28	0.47
1:B:163:G:H8	1:B:163:G:O5'	1.97	0.47
1:B:216:C:C2	1:B:217:C:C5	3.02	0.47
1:B:227:G:H2'	1:B:228:U:H6	1.79	0.47
1:B:230:A:C4	1:B:231:A:C8	3.03	0.47
1:B:255:C:C1'	1:B:273:U:H4'	2.37	0.47
1:B:295:U:H2'	1:B:296:C:O5'	2.13	0.47
1:C:253:U:C2'	1:C:254:G:C5'	2.91	0.47
1:C:264:G:C2	1:C:265:A:N7	2.82	0.47
1:C:269:G:C8	1:C:269:G:C5'	2.93	0.47
1:D:107:U:H5	1:D:259:A:C4'	2.27	0.47
1:D:116:G:C2'	1:D:117:G:O5'	2.63	0.47

*Continued on next page...*

*Continued from previous page...*

Atom-1	Atom-2	Interatomic distance (Å)	Clash overlap (Å)
1:D:157:U:O2'	1:D:158:G:P	2.72	0.47
1:D:187:A:HO2'	1:D:188:G:P	2.37	0.47
1:D:255:C:O2'	1:D:273:U:C5'	2.63	0.47
1:D:300:U:H6	1:D:300:U:P	2.37	0.47
1:A:151:A:H2'	1:A:152:A:C8	2.49	0.47
1:B:261:A:H8	1:B:264:G:OP2	1.94	0.47
1:B:326:A:H3'	1:B:326:A:C8	2.49	0.47
1:C:107:U:N3	1:C:215:G:C2	2.83	0.47
1:C:107:U:C4	1:C:215:G:N2	2.83	0.47
1:C:110:G:N2	1:C:212:G:C1'	2.76	0.47
1:B:167:U:C2	1:B:171:A:C6	3.03	0.47
1:B:299:A:H2'	1:B:300:U:OP1	2.14	0.47
1:C:150:G:H22	1:C:152:A:H3'	1.79	0.47
1:D:103:A:H4'	1:D:103:A:OP1	2.14	0.47
1:D:160:G:C2'	1:D:161:A:H5'	2.45	0.47
1:A:148:G:O2'	1:A:149:G:H5'	2.14	0.47
1:A:408:G:H4'	1:A:409:U:OP1	2.14	0.47
1:B:269:G:O5'	1:B:269:G:C8	2.60	0.47
1:C:140:A:H5'	1:C:140:A:C8	2.50	0.47
1:C:254:G:H8	1:C:254:G:O5'	1.98	0.47
1:D:100:G:H1'	1:D:275:G:N2	2.30	0.47
1:D:214:A:N6	1:D:215:G:C6	2.83	0.47
1:D:229:C:C2'	1:D:230:A:H5'	2.44	0.47
1:D:272:G:C2'	1:D:273:U:H5'	2.45	0.47
1:A:103:A:H5''	1:A:104:A:OP1	2.15	0.46
1:A:242:G:C2	1:A:243:U:C4	3.02	0.46
1:A:303:G:H21	1:A:304:G:C1'	2.29	0.46
1:B:119:G:N3	1:B:325:A:H2	2.13	0.46
1:B:184:A:C2	1:B:213:C:O4'	2.69	0.46
1:B:252:A:H2'	1:B:253:U:H5'	1.96	0.46
1:B:281:G:C4	1:B:282:G:C8	3.02	0.46
1:D:270:A:N7	1:D:271:U:N3	2.63	0.46
1:A:125:A:C8	1:A:324:A:O4'	2.68	0.46
1:A:302:A:C3'	1:A:303:G:H4'	2.32	0.46
1:B:197:C:H6	1:B:197:C:P	2.38	0.46
1:B:264:G:C2	1:B:265:A:C8	3.03	0.46
1:C:101:U:O4	1:C:102:C:N4	2.46	0.46
1:C:128:C:C2	1:C:195:G:N2	2.84	0.46
1:C:218:A:C5	1:C:219:A:N7	2.83	0.46
1:D:139:A:C2	1:D:140:A:C4	3.03	0.46
1:D:218:A:O2'	1:D:219:A:H5'	2.15	0.46

*Continued on next page...*

*Continued from previous page...*

Atom-1	Atom-2	Interatomic distance (Å)	Clash overlap (Å)
1:B:280:G:C2'	1:B:281:G:H5'	2.45	0.46
1:B:298:C:H2'	1:B:299:A:H1'	1.97	0.46
1:A:133:A:H3'	1:A:134:G:H8	1.80	0.46
1:A:233:A:H2'	1:A:234:G:O4'	2.15	0.46
1:A:411:C:H2'	1:A:412:U:H6	1.81	0.46
1:B:214:A:N6	1:B:215:G:C5	2.83	0.46
1:B:295:U:H2'	1:B:296:C:H6	1.81	0.46
1:C:151:A:C5	1:C:226:A:H1'	2.50	0.46
1:C:171:A:O2'	1:C:172:A:O5'	2.34	0.46
1:A:108:G:C6	1:A:214:A:C6	3.03	0.46
1:A:212:G:C2	1:A:213:C:C6	3.04	0.46
1:A:270:A:C2'	1:A:271:U:C6	2.97	0.46
1:A:293:C:C2'	1:A:294:U:C6	2.84	0.46
1:C:151:A:N6	1:C:248:A:H61	2.12	0.46
1:C:293:C:H2'	1:C:294:U:C6	2.50	0.46
1:D:108:G:C6	1:D:214:A:C6	3.04	0.46
1:D:256:A:N3	1:D:256:A:OP2	2.48	0.46
1:A:198:A:C6	1:B:122:A:N7	2.84	0.46
1:B:151:A:C4	1:B:226:A:C1'	2.97	0.46
1:B:216:C:N3	1:B:217:C:C5	2.84	0.46
1:B:267:U:O2'	1:B:268:A:H5'	2.15	0.46
1:C:104:A:N6	1:C:105:A:N1	2.64	0.46
1:C:177:U:H5'	1:C:178:A:OP1	2.16	0.46
1:A:104:A:N6	1:A:105:A:C6	2.84	0.46
1:A:114:A:C4	1:A:207:A:C2	3.04	0.46
1:A:123:A:N6	1:A:197:C:C4	2.83	0.46
1:A:136:A:C2	1:A:137:C:C2	3.03	0.46
1:A:162:U:C2'	1:A:163:G:H5'	2.44	0.46
1:A:255:C:O2	1:A:273:U:C4'	2.64	0.46
1:A:262:C:HO2'	1:A:263:A:P	2.36	0.46
1:B:165:C:O5'	1:B:165:C:H6	1.98	0.46
1:B:183:A:N1	1:B:184:A:N1	2.64	0.46
1:B:276:G:C6	1:B:277:C:N3	2.84	0.46
1:B:286:A:C3'	1:B:287:U:C5'	2.89	0.46
1:B:307:U:C2'	1:B:308:A:H8	2.27	0.46
1:C:163:G:N7	1:C:164:G:O6	2.48	0.46
1:D:121:C:O2'	1:D:123:A:O2'	2.27	0.46
1:D:167:U:O2	1:D:171:A:C5	2.68	0.46
1:D:303:G:O3'	1:D:304:G:H4'	2.15	0.46
1:A:205:U:H4'	1:A:205:U:OP1	2.15	0.46
1:A:313:G:H3'	1:A:314:A:C8	2.51	0.46

*Continued on next page...*

*Continued from previous page...*

Atom-1	Atom-2	Interatomic distance (Å)	Clash overlap (Å)
1:B:104:A:C5	1:B:105:A:C6	3.04	0.46
1:B:238:A:C2	1:C:100:G:H1'	2.50	0.46
1:B:283:A:N1	1:B:284:A:C6	2.83	0.46
1:C:223:C:O2'	1:C:224:U:H5'	2.16	0.46
1:C:300:U:O2'	1:C:301:A:OP2	2.27	0.46
1:D:104:A:H3'	1:D:105:A:H8	1.77	0.46
1:D:104:A:N6	1:D:105:A:C6	2.84	0.46
1:D:104:A:C5	1:D:105:A:C5	3.04	0.46
1:D:168:U:C2'	1:D:169:G:OP2	2.63	0.46
1:A:130:U:OP1	1:A:130:U:H6	1.99	0.46
1:A:131:U:O2	1:A:131:U:C2'	2.64	0.46
1:A:193:C:C2	1:A:194:G:C8	3.04	0.46
1:A:249:U:HO2'	1:A:250:G:P	2.39	0.46
1:A:271:U:O2	1:A:271:U:H2'	2.16	0.46
1:B:148:G:H2'	1:B:148:G:N3	2.30	0.46
1:C:270:A:C2'	1:C:271:U:C6	2.99	0.46
1:C:278:C:C4	1:C:279:G:C8	3.03	0.46
1:C:309:G:H2'	1:C:310:U:H6	1.81	0.46
1:D:108:G:C6	1:D:214:A:C2	3.04	0.46
1:D:182:U:O2'	1:D:183:A:OP1	2.26	0.46
1:B:122:A:O2'	1:B:123:A:O5'	2.34	0.46
1:B:252:A:C2'	1:B:253:U:H5'	2.45	0.46
1:B:261:A:H62	1:B:264:G:H3'	1.81	0.46
1:B:268:A:N3	1:B:308:A:C2	2.84	0.46
1:C:243:U:C2'	1:C:244:U:H5'	2.45	0.46
1:D:232:C:N4	1:D:233:A:N6	2.64	0.46
1:D:265:A:C6	1:D:266:C:N4	2.84	0.46
1:A:104:A:C6	1:A:105:A:C5	3.04	0.45
1:B:204:C:C4	1:B:205:U:C5	3.04	0.45
1:C:104:A:H1'	1:C:218:A:H5'	1.98	0.45
1:C:281:G:C2'	1:C:282:G:H5'	2.46	0.45
1:C:319:U:N3	1:C:320:C:C5	2.85	0.45
1:D:155:U:H2'	1:D:156:U:C6	2.50	0.45
1:D:302:A:C6	1:D:303:G:C5	3.04	0.45
1:A:173:A:C5	1:A:174:G:C8	3.04	0.45
1:A:262:C:O2	1:A:262:C:C2'	2.58	0.45
1:B:119:G:C6	1:B:120:U:N3	2.84	0.45
1:B:240:C:H2'	1:B:241:U:C6	2.50	0.45
1:B:323:G:H21	1:B:326:A:N6	2.11	0.45
1:C:104:A:N1	1:C:105:A:C2	2.84	0.45
1:C:174:G:H2'	1:C:175:G:O4'	2.17	0.45

*Continued on next page...*

*Continued from previous page...*

Atom-1	Atom-2	Interatomic distance (Å)	Clash overlap (Å)
1:C:177:U:C5'	1:C:178:A:OP1	2.65	0.45
1:C:262:C:OP1	1:C:414:G:O2'	2.34	0.45
1:C:279:G:C5	1:C:280:G:C4	3.04	0.45
1:C:319:U:H6	1:C:319:U:H5'	1.81	0.45
1:D:102:C:O2'	1:D:218:A:N3	2.49	0.45
1:D:119:G:H2'	1:D:119:G:N3	2.31	0.45
1:D:210:G:C5'	1:D:211:C:H5'	2.43	0.45
1:A:104:A:H2'	1:A:105:A:O4'	2.16	0.45
1:B:153:A:H4'	1:B:224:U:H4'	1.98	0.45
1:B:196:A:H2'	1:B:197:C:C4	2.51	0.45
1:B:288:G:N3	1:B:288:G:H2'	2.29	0.45
1:C:104:A:H2	1:C:217:C:O2	2.00	0.45
1:C:159:A:O2'	1:C:160:G:H5'	2.17	0.45
1:C:204:C:C2'	1:C:205:U:H5'	2.46	0.45
1:C:236:A:N1	1:C:237:G:C2	2.84	0.45
1:C:261:A:HO2'	1:C:262:C:P	2.40	0.45
1:C:321:C:C2	1:C:329:G:N2	2.85	0.45
1:C:329:G:H2'	1:C:330:A:O4'	2.15	0.45
1:D:265:A:C6	1:D:266:C:C4	3.04	0.45
1:A:216:C:O2'	1:A:217:C:H5'	2.17	0.45
1:A:252:A:H2'	1:A:253:U:O4'	2.16	0.45
1:A:264:G:N2	1:A:265:A:C4	2.84	0.45
1:B:106:U:H5'	1:B:107:U:OP1	2.16	0.45
1:B:120:U:O2'	1:B:121:C:H5'	2.16	0.45
1:B:217:C:O2'	1:B:218:A:OP1	2.24	0.45
1:B:305:U:O2	1:B:305:U:C2'	2.64	0.45
1:C:126:G:N3	1:C:126:G:C2'	2.79	0.45
1:C:151:A:H61	1:C:248:A:N6	2.13	0.45
1:C:218:A:C2'	1:C:219:A:O5'	2.65	0.45
1:D:168:U:O2'	1:D:169:G:H5''	2.17	0.45
1:D:256:A:N7	1:D:273:U:P	2.89	0.45
1:A:156:U:H2'	1:A:157:U:H6	1.75	0.45
1:A:259:A:N6	1:A:260:C:C4	2.85	0.45
1:A:312:G:C2	1:A:313:G:H1'	2.52	0.45
1:B:198:A:H1'	1:B:200:G:C1'	2.47	0.45
1:B:214:A:H2'	1:B:215:G:H5'	1.98	0.45
1:B:227:G:C4	1:B:228:U:C5	3.05	0.45
1:B:248:A:C8	1:B:250:G:C6	3.04	0.45
1:B:303:G:O4'	1:B:303:G:N3	2.48	0.45
1:C:178:A:C2	1:C:180:G:N1	2.84	0.45
1:C:183:A:C5'	1:C:184:A:OP2	2.60	0.45

*Continued on next page...*

*Continued from previous page...*

Atom-1	Atom-2	Interatomic distance (Å)	Clash overlap (Å)
1:C:225:A:C2	1:C:248:A:C8	3.04	0.45
1:C:328:G:C2	1:C:329:G:C4	3.05	0.45
1:D:183:A:H5'	1:D:184:A:OP1	2.16	0.45
1:D:205:U:C3'	1:D:206:A:C5'	2.94	0.45
1:A:165:C:N4	1:A:166:C:N4	2.64	0.45
1:B:286:A:OP1	1:B:286:A:O4'	2.33	0.45
1:B:314:A:H2'	1:B:315:C:OP1	2.15	0.45
1:C:97:A:H2'	1:C:98:C:C6	2.51	0.45
1:C:100:G:N1	1:C:275:G:C6	2.85	0.45
1:C:140:A:C2'	1:C:141:G:H8	2.25	0.45
1:D:182:U:H4'	1:D:183:A:OP1	2.16	0.45
1:D:302:A:O5'	1:D:303:G:OP2	2.35	0.45
1:D:319:U:C5'	1:D:319:U:C6	2.98	0.45
1:A:185:U:C4	1:A:214:A:O2'	2.64	0.45
1:A:280:G:C2	1:A:281:G:N7	2.85	0.45
1:B:152:A:C6	1:B:153:A:C2	3.05	0.45
1:B:157:U:N3	1:B:158:G:N7	2.65	0.45
1:B:170:C:C5	1:B:171:A:N7	2.85	0.45
1:B:215:G:H2'	1:B:216:C:C6	2.52	0.45
1:C:170:C:H3'	1:C:170:C:C6	2.51	0.45
1:C:252:A:C2'	1:C:253:U:H5'	2.46	0.45
1:D:96:G:N1	1:D:97:A:C6	2.85	0.45
1:D:258:U:H2'	1:D:259:A:C8	2.52	0.45
1:B:168:U:O2'	1:B:169:G:P	2.75	0.45
1:B:215:G:C6	1:B:216:C:C4	3.05	0.45
1:C:274:C:O2'	1:C:275:G:H5'	2.17	0.45
1:D:145:C:H2'	1:D:146:A:H8	1.81	0.45
1:D:154:C:H2'	1:D:155:U:H6	1.82	0.45
1:D:225:A:O2'	1:D:226:A:P	2.75	0.45
1:A:225:A:O2'	1:A:226:A:H8	1.99	0.45
1:A:237:G:H3'	1:A:238:A:C8	2.52	0.45
1:A:310:U:C4	1:A:311:C:C5	3.05	0.45
1:B:96:G:H5'	1:B:300:U:C2'	2.47	0.45
1:B:120:U:O2'	1:B:121:C:C5'	2.64	0.45
1:B:173:A:H2'	1:B:174:G:O4'	2.16	0.45
1:D:140:A:H2'	1:D:141:G:C5'	2.47	0.45
1:D:328:G:N3	1:D:328:G:H2'	2.32	0.45
1:C:191:G:C6	1:C:192:A:C5	3.04	0.45
1:D:120:U:H2'	1:D:121:C:C6	2.52	0.45
1:D:213:C:H2'	1:D:214:A:O5'	2.17	0.45
1:D:219:A:H2'	1:D:220:G:H8	1.82	0.45

*Continued on next page...*

*Continued from previous page...*

Atom-1	Atom-2	Interatomic distance (Å)	Clash overlap (Å)
1:D:255:C:O2'	1:D:273:U:H5''	2.17	0.45
1:D:310:U:O2'	1:D:311:C:H5'	2.17	0.45
1:B:119:G:C2'	1:B:120:U:H5'	2.47	0.44
1:B:163:G:N7	1:B:164:G:C5	2.86	0.44
1:B:190:U:H2'	1:B:191:G:C8	2.52	0.44
1:B:219:A:C8	1:B:220:G:N7	2.85	0.44
1:C:123:A:N6	1:C:197:C:N4	2.66	0.44
1:C:201:G:O2'	1:C:202:U:P	2.74	0.44
1:C:280:G:C4	1:C:281:G:N7	2.85	0.44
1:D:118:G:H5'	1:D:119:G:P	2.57	0.44
1:D:119:G:HO2'	1:D:325:A:H1'	1.81	0.44
1:D:257:G:C5	1:D:258:U:C4	3.05	0.44
1:D:270:A:C3'	1:D:271:U:C6	2.96	0.44
1:A:180:G:C6	1:A:181:G:C5	3.05	0.44
1:A:267:U:H2'	1:A:268:A:C8	2.53	0.44
1:B:103:A:N6	1:B:269:G:C8	2.85	0.44
1:B:181:G:N3	1:B:186:A:H2	2.15	0.44
1:B:256:A:N7	1:B:273:U:OP1	2.51	0.44
1:B:324:A:H2'	1:B:325:A:C8	2.52	0.44
1:C:309:G:C4	1:C:310:U:C5	3.05	0.44
1:D:173:A:O2'	1:D:174:G:H5'	2.17	0.44
1:D:181:G:N3	1:D:186:A:C2	2.85	0.44
1:A:314:A:C2'	1:A:315:C:OP1	2.64	0.44
1:B:148:G:C5	1:B:149:G:C8	3.06	0.44
1:B:272:G:C8	1:B:272:G:H5''	2.53	0.44
1:C:100:G:C2	1:C:275:G:C5	3.06	0.44
1:C:223:C:C2'	1:C:224:U:H5'	2.46	0.44
1:D:172:A:C8	1:D:173:A:N7	2.85	0.44
1:D:227:G:C6	1:D:228:U:C4	3.06	0.44
1:D:272:G:C2	1:D:273:U:C6	3.05	0.44
1:D:300:U:OP2	1:D:300:U:H6	2.00	0.44
1:D:318:C:H1'	1:D:403:U:O4	2.17	0.44
1:A:223:C:C4	1:A:224:U:C5	3.05	0.44
1:A:283:A:H2'	1:A:284:A:O4'	2.18	0.44
1:C:210:G:C8	1:C:210:G:C3'	3.00	0.44
1:C:210:G:O2'	1:C:211:C:OP2	2.31	0.44
1:D:110:G:C4	1:D:212:G:C2	3.05	0.44
1:A:146:A:N1	1:A:158:G:C6	2.86	0.44
1:A:215:G:H2'	1:A:216:C:C6	2.52	0.44
1:A:264:G:N3	1:A:265:A:C8	2.85	0.44
1:B:214:A:C2'	1:B:215:G:H5'	2.48	0.44

*Continued on next page...*

*Continued from previous page...*

Atom-1	Atom-2	Interatomic distance (Å)	Clash overlap (Å)
1:C:171:A:C2'	1:C:172:A:OP2	2.66	0.44
1:C:262:C:P	1:C:414:G:O2'	2.76	0.44
1:C:279:G:C5	1:C:280:G:C5	3.06	0.44
1:C:323:G:H1	1:C:325:A:C5'	2.31	0.44
1:A:113:A:H2'	1:A:207:A:N6	2.33	0.44
1:A:259:A:C3'	1:A:260:C:C5'	2.80	0.44
1:A:305:U:O2	1:A:305:U:C2'	2.61	0.44
1:B:120:U:C2	1:B:121:C:C5	3.06	0.44
1:B:153:A:C8	1:B:154:C:C1'	3.01	0.44
1:D:129:G:O2'	1:D:130:U:C5	2.71	0.44
1:D:170:C:O2'	1:D:171:A:H5'	2.17	0.44
1:D:185:U:O2'	1:D:186:A:O5'	2.35	0.44
1:A:211:C:H5'	1:A:211:C:H6	1.82	0.44
1:A:249:U:O2'	1:A:250:G:P	2.76	0.44
1:A:303:G:OP1	1:A:304:G:P	2.75	0.44
1:A:311:C:C4	1:A:312:G:N7	2.86	0.44
1:B:104:A:C6	1:B:105:A:N1	2.85	0.44
1:B:158:G:H2'	1:B:159:A:H8	1.82	0.44
1:B:210:G:N2	1:B:302:A:OP1	2.50	0.44
1:D:167:U:C1'	1:D:171:A:H62	2.31	0.44
1:D:294:U:O2'	1:D:295:U:H5'	2.18	0.44
1:D:318:C:H2'	1:D:319:U:C6	2.52	0.44
1:A:169:G:H21	1:A:170:C:H1'	1.82	0.44
1:A:189:C:O2'	1:A:190:U:P	2.76	0.44
1:A:302:A:C5	1:A:303:G:H1'	2.50	0.44
1:A:307:U:OP1	1:A:414:G:C3'	2.65	0.44
1:B:274:C:O2'	1:B:275:G:H5'	2.18	0.44
1:C:201:G:HO2'	1:C:202:U:P	2.41	0.44
1:C:322:C:H2'	1:C:323:G:H8	1.81	0.44
1:D:186:A:H5''	1:D:187:A:P	2.57	0.44
1:D:222:C:N3	1:D:252:A:N1	2.66	0.44
1:A:205:U:H5''	1:A:206:A:C8	2.53	0.44
1:A:209:C:H3'	1:A:210:G:C5'	2.42	0.44
1:A:226:A:N7	1:A:227:G:C5	2.86	0.44
1:A:261:A:O2'	1:A:414:G:H2'	2.17	0.44
1:A:270:A:N9	1:A:271:U:C5	2.85	0.44
1:B:145:C:C3'	1:B:145:C:C6	3.01	0.44
1:B:187:A:O3'	1:B:187:A:OP2	2.36	0.44
1:B:190:U:H2'	1:B:191:G:H8	1.81	0.44
1:B:248:A:O3'	1:C:227:G:O2'	2.36	0.44
1:B:318:C:C2	1:B:403:U:O4	2.71	0.44

*Continued on next page...*



*Continued from previous page...*

Atom-1	Atom-2	Interatomic distance (Å)	Clash overlap (Å)
1:C:280:G:C4	1:C:281:G:C8	3.06	0.44
1:C:326:A:C3'	1:C:327:G:H5'	2.48	0.44
1:D:183:A:C8	1:D:188:G:O6	2.71	0.44
1:A:255:C:O2'	1:A:256:A:OP1	2.35	0.43
1:A:262:C:C5	1:A:414:G:H1'	2.53	0.43
1:A:262:C:N4	1:A:414:G:C4	2.86	0.43
1:A:307:U:H2'	1:A:308:A:H8	1.79	0.43
1:B:97:A:C5'	1:B:98:C:OP2	2.57	0.43
1:B:145:C:C6	1:B:145:C:H3'	2.53	0.43
1:B:214:A:C5	1:B:215:G:C8	3.06	0.43
1:C:112:G:C5	1:C:113:A:C8	3.06	0.43
1:C:170:C:C6	1:C:170:C:C3'	3.01	0.43
1:C:276:G:C2	1:C:277:C:C2	3.06	0.43
1:C:280:G:H2'	1:C:281:G:H8	1.83	0.43
1:D:104:A:C6	1:D:105:A:C6	3.06	0.43
1:D:140:A:H2'	1:D:141:G:H5'	1.99	0.43
1:D:257:G:O2'	1:D:258:U:H5'	2.17	0.43
1:D:308:A:H2'	1:D:309:G:H5'	2.00	0.43
1:A:108:G:C3'	1:A:109:C:C5'	2.94	0.43
1:A:114:A:H5'	1:A:115:A:OP2	2.18	0.43
1:A:202:U:C2	1:A:203:C:C5	3.06	0.43
1:A:208:C:OP1	1:A:305:U:OP2	2.36	0.43
1:A:227:G:H8	1:A:227:G:O5'	2.01	0.43
1:B:270:A:H61	1:B:304:G:H22	1.66	0.43
1:C:154:C:C2	1:C:155:U:C5	3.06	0.43
1:C:262:C:O2'	1:C:263:A:OP1	2.26	0.43
1:C:271:U:C2	1:C:272:G:C8	3.06	0.43
1:D:184:A:OP2	1:D:184:A:H8	1.99	0.43
1:D:295:U:O2'	1:D:296:C:H5'	2.18	0.43
1:D:303:G:H4'	1:D:304:G:OP1	2.18	0.43
1:D:319:U:C2'	1:D:320:C:O4'	2.63	0.43
1:A:263:A:H62	1:A:313:G:H1'	1.83	0.43
1:A:407:A:O3'	1:A:408:G:C8	2.71	0.43
1:B:116:G:H2'	1:B:117:G:O4'	2.18	0.43
1:B:120:U:O2'	1:B:125:A:N6	2.51	0.43
1:B:153:A:C4'	1:B:224:U:H4'	2.48	0.43
1:C:97:A:N7	1:C:300:U:O4	2.52	0.43
1:C:133:A:C8	1:C:133:A:C5'	2.93	0.43
1:C:161:A:H2'	1:C:162:U:C5'	2.49	0.43
1:C:191:G:O6	1:C:192:A:C6	2.71	0.43
1:C:225:A:O2'	1:C:226:A:N7	2.39	0.43

*Continued on next page...*

*Continued from previous page...*

Atom-1	Atom-2	Interatomic distance (Å)	Clash overlap (Å)
1:C:279:G:O6	1:C:280:G:C2	2.72	0.43
1:D:148:G:C4	1:D:149:G:C8	3.06	0.43
1:D:302:A:C2	1:D:303:G:C4	3.06	0.43
1:A:232:C:C4	1:A:233:A:N7	2.87	0.43
1:B:153:A:C8	1:B:154:C:C6	3.07	0.43
1:B:226:A:H3'	1:B:227:G:H8	1.82	0.43
1:B:259:A:C3'	1:B:260:C:C5'	2.72	0.43
1:B:270:A:C2	1:B:307:U:C2	3.06	0.43
1:B:281:G:C2	1:B:282:G:C8	3.07	0.43
1:B:281:G:C2	1:B:282:G:N9	2.86	0.43
1:D:97:A:H2'	1:D:98:C:C6	2.54	0.43
1:D:163:G:H5''	1:D:163:G:H8	1.83	0.43
1:D:304:G:H5''	1:D:304:G:C8	2.52	0.43
1:A:158:G:C2	1:A:159:A:C5	3.05	0.43
1:A:192:A:H2'	1:A:193:C:H6	1.83	0.43
1:A:243:U:C2	1:A:244:U:C5	3.06	0.43
1:A:261:A:N6	1:A:264:G:C8	2.87	0.43
1:B:100:G:O4'	1:C:238:A:H2	2.01	0.43
1:B:265:A:C5	1:B:266:C:C5	3.06	0.43
1:B:271:U:C2'	1:B:272:G:O5'	2.66	0.43
1:C:273:U:C4	1:C:274:C:C4	3.07	0.43
1:D:100:G:O2'	1:D:101:U:H5'	2.18	0.43
1:D:154:C:C2	1:D:155:U:C5	3.07	0.43
1:D:215:G:H2'	1:D:216:C:H6	1.84	0.43
1:D:259:A:C3'	1:D:260:C:C5'	2.73	0.43
1:A:135:U:OP1	1:A:135:U:O4'	2.36	0.43
1:A:147:G:C6	1:A:148:G:C5	3.07	0.43
1:A:203:C:H2'	1:A:204:C:C6	2.53	0.43
1:A:273:U:C5	1:A:274:C:C5	3.06	0.43
1:B:184:A:H2'	1:B:213:C:O2	2.17	0.43
1:B:271:U:C6	1:B:272:G:N7	2.86	0.43
1:B:273:U:C5	1:B:274:C:C5	3.06	0.43
1:C:96:G:O2'	1:C:97:A:P	2.77	0.43
1:C:99:C:H5'	1:C:100:G:OP2	2.19	0.43
1:C:111:G:C2	1:C:211:C:N3	2.86	0.43
1:C:122:A:OP2	1:C:122:A:O4'	2.37	0.43
1:C:252:A:H2'	1:C:253:U:C5'	2.49	0.43
1:C:316:C:H5'	1:C:317:U:P	2.59	0.43
1:D:116:G:H2'	1:D:117:G:O5'	2.18	0.43
1:D:264:G:C2	1:D:265:A:C8	3.06	0.43
1:B:168:U:O2'	1:B:169:G:C5'	2.67	0.43

*Continued on next page...*

*Continued from previous page...*

Atom-1	Atom-2	Interatomic distance (Å)	Clash overlap (Å)
1:B:175:G:C5	1:B:176:G:C8	3.06	0.43
1:B:216:C:H2'	1:B:217:C:H6	1.83	0.43
1:C:222:C:H42	1:C:252:A:N6	2.17	0.43
1:C:226:A:C5'	1:C:227:G:OP2	2.65	0.43
1:C:270:A:C3'	1:C:271:U:H6	2.30	0.43
1:D:104:A:C6	1:D:105:A:C2	3.05	0.43
1:D:163:G:C6	1:D:164:G:C2	3.06	0.43
1:D:281:G:H2'	1:D:282:G:O4'	2.19	0.43
1:D:306:A:O2'	1:D:307:U:C6	2.70	0.43
1:A:153:A:N7	1:A:154:C:C2	2.87	0.43
1:A:203:C:H2'	1:A:204:C:H6	1.83	0.43
1:A:215:G:H2'	1:A:216:C:H6	1.83	0.43
1:A:262:C:O2'	1:A:263:A:O5'	2.36	0.43
1:B:166:C:C2	1:B:175:G:N2	2.87	0.43
1:B:170:C:H3'	1:B:171:A:C8	2.54	0.43
1:B:281:G:O2'	1:B:282:G:O5'	2.37	0.43
1:C:137:C:C2	1:C:138:C:C5	3.07	0.43
1:C:215:G:C2'	1:C:216:C:H5'	2.49	0.43
1:C:303:G:O3'	1:C:304:G:O4'	2.36	0.43
1:D:149:G:N3	1:D:150:G:C8	2.87	0.43
1:D:212:G:HO2'	1:D:213:C:H5'	1.80	0.43
1:A:249:U:O2'	1:A:250:G:OP1	2.32	0.43
1:C:101:U:H3'	1:C:101:U:H6	1.84	0.43
1:C:218:A:C6	1:C:219:A:C5	3.07	0.43
1:C:220:G:N2	1:C:221:U:C2	2.87	0.43
1:C:280:G:C5	1:C:281:G:N7	2.87	0.43
1:C:319:U:C5'	1:C:319:U:H6	2.32	0.43
1:C:323:G:H1	1:C:325:A:H5''	1.79	0.43
1:D:111:G:O2'	1:D:112:G:H5'	2.19	0.43
1:D:235:G:N2	1:D:240:C:C4	2.87	0.43
1:D:257:G:H2'	1:D:258:U:C5'	2.48	0.43
1:A:118:G:H2'	1:A:119:G:H8	1.84	0.43
1:A:139:A:C5'	1:A:140:A:OP2	2.57	0.43
1:A:181:G:N2	1:A:186:A:C2	2.81	0.43
1:A:270:A:C2'	1:A:271:U:C5	3.02	0.43
1:A:405:G:H2'	1:A:406:G:H5'	1.99	0.43
1:B:262:C:O5'	1:B:414:G:O2'	2.36	0.43
1:B:292:U:H2'	1:B:293:C:C5'	2.49	0.43
1:B:302:A:C2	1:B:303:G:H1'	2.54	0.43
1:C:198:A:C2'	1:C:199:U:OP2	2.67	0.43
1:C:323:G:C8	1:C:324:A:H5'	2.54	0.43

*Continued on next page...*

*Continued from previous page...*

Atom-1	Atom-2	Interatomic distance (Å)	Clash overlap (Å)
1:D:160:G:H2'	1:D:161:A:O4'	2.18	0.43
1:D:190:U:O2'	1:D:191:G:C5'	2.61	0.43
1:D:198:A:O2'	1:D:199:U:C5'	2.67	0.43
1:D:255:C:O2'	1:D:256:A:P	2.76	0.43
1:A:196:A:C5	1:A:197:C:N4	2.87	0.42
1:A:273:U:C4	1:A:274:C:C4	3.07	0.42
1:A:308:A:N6	1:A:309:G:C6	2.87	0.42
1:B:204:C:C2'	1:B:205:U:H5'	2.49	0.42
1:B:250:G:H2'	1:B:250:G:N3	2.33	0.42
1:B:314:A:C3'	1:B:315:C:C5	2.93	0.42
1:C:134:G:C2'	1:C:135:U:H5'	2.48	0.42
1:C:164:G:C2	1:C:186:A:H2	2.35	0.42
1:D:177:U:C5'	1:D:178:A:OP1	2.67	0.42
1:D:185:U:HO2'	1:D:186:A:C5'	2.32	0.42
1:D:273:U:C4	1:D:274:C:C4	3.07	0.42
1:B:108:G:N2	1:B:185:U:OP1	2.50	0.42
1:B:153:A:C8	1:B:154:C:O4'	2.72	0.42
1:C:124:C:H3'	1:C:126:G:N7	2.34	0.42
1:C:154:C:O2'	1:C:251:G:O2'	2.29	0.42
1:C:220:G:H2'	1:C:221:U:C6	2.54	0.42
1:C:270:A:C8	1:C:271:U:C6	3.06	0.42
1:C:298:C:H2'	1:C:299:A:H8	1.81	0.42
1:D:157:U:O2'	1:D:158:G:OP1	2.34	0.42
1:A:129:G:O2'	1:A:130:U:C6	2.72	0.42
1:A:152:A:N6	1:A:153:A:N1	2.67	0.42
1:B:246:A:C6	1:B:247:U:C4	3.07	0.42
1:B:328:G:C4	1:B:329:G:C8	3.07	0.42
1:B:409:U:H2'	1:B:410:A:O4'	2.20	0.42
1:C:101:U:N3	1:C:102:C:C5	2.86	0.42
1:C:135:U:H5'	1:C:135:U:H6	1.85	0.42
1:C:141:G:N2	1:C:142:U:C2	2.87	0.42
1:C:161:A:C2'	1:C:162:U:C5'	2.97	0.42
1:C:219:A:H2'	1:C:220:G:H8	1.83	0.42
1:C:225:A:C2	1:C:248:A:N7	2.86	0.42
1:C:261:A:H2'	1:C:262:C:H3'	2.01	0.42
1:C:307:U:O2	1:C:308:A:N7	2.53	0.42
1:D:154:C:O2	1:D:155:U:C6	2.73	0.42
1:D:222:C:O2	1:D:252:A:C2	2.72	0.42
1:B:132:C:H2'	1:B:133:A:O5'	2.20	0.42
1:B:171:A:O2'	1:B:172:A:OP2	2.25	0.42
1:B:183:A:OP1	1:B:186:A:OP2	2.35	0.42

*Continued on next page...*

*Continued from previous page...*

Atom-1	Atom-2	Interatomic distance (Å)	Clash overlap (Å)
1:C:163:G:C6	1:C:164:G:C2	3.08	0.42
1:C:212:G:N3	1:C:213:C:C6	2.87	0.42
1:D:103:A:C6	1:D:269:G:C5	3.07	0.42
1:A:129:G:O2'	1:A:130:U:C5	2.71	0.42
1:A:270:A:OP1	1:A:270:A:H4'	2.19	0.42
1:A:301:A:C3'	1:A:302:A:H5'	2.50	0.42
1:B:202:U:H2'	1:B:203:C:C5	2.53	0.42
1:C:161:A:HO2'	1:C:162:U:H5'	1.81	0.42
1:C:187:A:C6	1:C:189:C:C4	3.08	0.42
1:C:209:C:N3	1:C:211:C:C5	2.88	0.42
1:C:240:C:H2'	1:C:241:U:C5	2.55	0.42
1:C:270:A:C5	1:C:271:U:C2	3.07	0.42
1:D:181:G:H2'	1:D:186:A:C2	2.54	0.42
1:A:167:U:H6	1:A:167:U:O5'	2.02	0.42
1:A:269:G:HO2'	1:A:270:A:P	2.41	0.42
1:A:276:G:H2'	1:A:277:C:C6	2.55	0.42
1:A:292:U:H2'	1:A:293:C:O4'	2.20	0.42
1:B:96:G:N3	1:B:97:A:N7	2.68	0.42
1:B:270:A:C6	1:B:304:G:N2	2.87	0.42
1:B:301:A:H2'	1:B:302:A:O4'	2.20	0.42
1:C:122:A:O3'	1:C:123:A:O4'	2.37	0.42
1:C:127:C:O2'	1:C:128:C:O5'	2.37	0.42
1:C:167:U:O2	1:C:171:A:C5	2.73	0.42
1:C:178:A:H5''	1:C:179:U:OP1	2.19	0.42
1:C:186:A:C5'	1:C:187:A:OP2	2.67	0.42
1:D:104:A:C2'	1:D:217:C:O2'	2.68	0.42
1:A:126:G:O2'	1:A:203:C:H5'	2.20	0.42
1:A:164:G:O5'	1:A:164:G:C8	2.67	0.42
1:A:408:G:C8	1:A:408:G:H3'	2.55	0.42
1:B:106:U:O2	1:B:258:U:H4'	2.20	0.42
1:B:409:U:C4	1:B:410:A:N7	2.88	0.42
1:C:112:G:C2	1:C:113:A:H1'	2.55	0.42
1:C:162:U:C2'	1:C:163:G:O5'	2.68	0.42
1:C:170:C:C2'	1:C:171:A:C5'	2.98	0.42
1:C:276:G:C2	1:C:277:C:N3	2.88	0.42
1:C:280:G:N3	1:C:281:G:C8	2.88	0.42
1:D:302:A:H2'	1:D:303:G:O4'	2.20	0.42
1:A:124:C:H5	1:A:196:A:N6	2.11	0.42
1:A:157:U:C2'	1:A:158:G:O5'	2.68	0.42
1:A:230:A:C2'	1:A:231:A:H5'	2.48	0.42
1:A:261:A:HO2'	1:A:414:G:H2'	1.83	0.42

*Continued on next page...*

*Continued from previous page...*

Atom-1	Atom-2	Interatomic distance (Å)	Clash overlap (Å)
1:A:305:U:C5'	1:A:306:A:OP1	2.64	0.42
1:B:115:A:C2'	1:B:116:G:C8	3.01	0.42
1:B:151:A:N1	1:B:226:A:C8	2.87	0.42
1:B:161:A:H2'	1:B:162:U:C6	2.55	0.42
1:B:270:A:C3'	1:B:271:U:H6	2.23	0.42
1:C:246:A:H2'	1:C:247:U:C6	2.54	0.42
1:C:320:C:O2'	1:C:321:C:C5'	2.60	0.42
1:D:138:C:O2'	1:D:139:A:OP2	2.28	0.42
1:D:214:A:C2'	1:D:215:G:C5'	2.92	0.42
1:A:314:A:H8	1:A:314:A:OP2	2.02	0.42
1:B:204:C:N3	1:B:205:U:C6	2.88	0.42
1:B:218:A:H5''	1:B:219:A:OP2	2.19	0.42
1:C:264:G:C2	1:C:265:A:C8	3.08	0.42
1:C:320:C:C2'	1:C:321:C:C5'	2.98	0.42
1:D:186:A:H5''	1:D:187:A:OP2	2.20	0.42
1:A:267:U:C4	1:A:309:G:N2	2.87	0.42
1:B:230:A:C4	1:B:231:A:N7	2.88	0.42
1:B:262:C:O2	1:B:262:C:C2'	2.68	0.42
1:B:303:G:P	1:B:304:G:OP1	2.78	0.42
1:B:319:U:H2'	1:B:320:C:O4'	2.20	0.42
1:C:104:A:C1'	1:C:218:A:H5'	2.50	0.42
1:C:130:U:C2'	1:C:131:U:H5'	2.48	0.42
1:C:185:U:H5''	1:C:186:A:OP1	2.20	0.42
1:D:115:A:N1	1:D:116:G:C6	2.87	0.42
1:D:145:C:O2'	1:D:146:A:C5'	2.68	0.42
1:D:148:G:C5	1:D:149:G:C8	3.07	0.42
1:D:306:A:O2'	1:D:307:U:C5	2.67	0.42
1:A:212:G:N1	1:A:213:C:C4	2.88	0.41
1:B:154:C:C2	1:B:155:U:C6	3.08	0.41
1:B:299:A:H2'	1:B:299:A:N3	2.34	0.41
1:C:137:C:C4	1:C:138:C:N4	2.88	0.41
1:C:181:G:C2	1:C:182:U:C5	3.08	0.41
1:C:246:A:C5	1:C:247:U:C4	3.07	0.41
1:C:309:G:H2'	1:C:310:U:C6	2.55	0.41
1:D:205:U:H3'	1:D:206:A:C5'	2.50	0.41
1:D:226:A:C2	1:D:227:G:C1'	3.03	0.41
1:D:326:A:H8	1:D:326:A:O5'	2.02	0.41
1:A:104:A:H1'	1:A:218:A:O4'	2.20	0.41
1:A:163:G:N7	1:A:164:G:C6	2.88	0.41
1:A:172:A:N3	1:A:172:A:C2'	2.83	0.41
1:B:126:G:C4	1:B:127:C:C5	3.08	0.41

*Continued on next page...*

*Continued from previous page...*

Atom-1	Atom-2	Interatomic distance (Å)	Clash overlap (Å)
1:B:166:C:C2'	1:B:167:U:OP1	2.68	0.41
1:B:203:C:O2	1:B:203:C:H2'	2.19	0.41
1:B:222:C:C2	1:B:252:A:C2	3.08	0.41
1:B:312:G:N2	1:B:313:G:H1'	2.34	0.41
1:C:108:G:C6	1:C:214:A:N1	2.88	0.41
1:D:154:C:H2'	1:D:154:C:O2	2.19	0.41
1:D:306:A:H1'	1:D:307:U:C5	2.54	0.41
1:A:108:G:O6	1:A:214:A:N6	2.53	0.41
1:A:230:A:N1	1:A:245:G:C6	2.88	0.41
1:A:260:C:O2'	1:A:305:U:C2	2.66	0.41
1:A:408:G:C2'	1:A:409:U:C6	2.89	0.41
1:B:96:G:N1	1:B:279:G:C4	2.88	0.41
1:B:108:G:C5	1:B:214:A:C2	3.08	0.41
1:B:258:U:H3'	1:B:259:A:H8	1.84	0.41
1:B:260:C:H1'	1:B:305:U:N3	2.35	0.41
1:B:279:G:O2'	1:B:280:G:H5'	2.19	0.41
1:B:302:A:C5'	1:B:303:G:O5'	2.68	0.41
1:C:179:U:O2	1:C:179:U:H2'	2.20	0.41
1:C:255:C:H4'	1:C:256:A:OP1	2.20	0.41
1:C:323:G:C2	1:C:327:G:C2	3.08	0.41
1:D:103:A:O2'	1:D:104:A:H8	1.98	0.41
1:D:159:A:C5	1:D:160:G:N7	2.88	0.41
1:D:269:G:O2'	1:D:270:A:O4'	2.31	0.41
1:D:271:U:H2'	1:D:272:G:C8	2.55	0.41
1:D:301:A:P	1:D:301:A:O4'	2.78	0.41
1:D:305:U:O2	1:D:305:U:C2'	2.68	0.41
1:A:265:A:C2'	1:A:266:C:O5'	2.68	0.41
1:B:96:G:O5'	1:B:97:A:OP1	2.37	0.41
1:B:100:G:H4'	1:C:238:A:C2	2.55	0.41
1:B:165:C:H4'	1:B:182:U:OP1	2.21	0.41
1:B:219:A:N7	1:B:220:G:C8	2.88	0.41
1:B:240:C:N3	1:B:241:U:C5	2.88	0.41
1:B:240:C:C2	1:B:241:U:C6	3.09	0.41
1:C:135:U:C2'	1:C:136:A:O5'	2.68	0.41
1:C:173:A:H2'	1:C:174:G:H8	1.85	0.41
1:C:320:C:H2'	1:C:321:C:C5'	2.50	0.41
1:D:261:A:H4'	1:D:306:A:H5'	2.03	0.41
1:A:130:U:H2'	1:A:130:U:O2	2.21	0.41
1:A:199:U:H6	1:A:199:U:P	2.43	0.41
1:A:264:G:C2	1:A:265:A:C8	3.09	0.41
1:A:265:A:N6	1:A:266:C:N4	2.68	0.41

*Continued on next page...*

*Continued from previous page...*

Atom-1	Atom-2	Interatomic distance (Å)	Clash overlap (Å)
1:B:255:C:O2'	1:B:256:A:OP1	2.26	0.41
1:B:257:G:H2'	1:B:258:U:O4'	2.21	0.41
1:B:284:A:O2'	1:B:285:G:C5'	2.56	0.41
1:B:403:U:C4	1:B:404:U:C4	3.09	0.41
1:D:156:U:H2'	1:D:157:U:C5	2.55	0.41
1:D:227:G:O2'	1:D:228:U:H5'	2.20	0.41
1:D:248:A:C5	1:D:250:G:C5	3.08	0.41
1:D:304:G:C5'	1:D:305:U:OP2	2.68	0.41
1:A:120:U:O2'	1:A:121:C:H5'	2.21	0.41
1:A:162:U:H2'	1:A:163:G:H5'	2.02	0.41
1:A:172:A:O2'	1:A:173:A:H5'	2.21	0.41
1:A:271:U:C1'	1:A:303:G:N7	2.72	0.41
1:B:106:U:C5'	1:B:107:U:OP1	2.69	0.41
1:B:201:G:C5	1:B:202:U:C4	3.09	0.41
1:B:325:A:O2'	1:B:326:A:O5'	2.38	0.41
1:C:162:U:C2	1:C:163:G:C1'	3.04	0.41
1:C:261:A:C8	1:C:306:A:C2	3.08	0.41
1:C:304:G:N2	1:C:307:U:H5	2.14	0.41
1:D:171:A:HO2'	1:D:172:A:P	2.44	0.41
1:D:181:G:N3	1:D:186:A:H2	2.19	0.41
1:D:198:A:H1'	1:D:200:G:C8	2.56	0.41
1:A:176:G:O2'	1:A:177:U:H5'	2.21	0.41
1:B:149:G:C6	1:B:150:G:C5	3.08	0.41
1:B:166:C:OP2	1:B:167:U:C3'	2.61	0.41
1:B:197:C:H2'	1:B:198:A:C8	2.52	0.41
1:B:248:A:N7	1:B:250:G:C6	2.89	0.41
1:B:302:A:O4'	1:B:302:A:N3	2.54	0.41
1:C:158:G:C2	1:C:159:A:C5	3.08	0.41
1:C:170:C:N4	1:C:171:A:C2	2.89	0.41
1:C:171:A:O5'	1:C:171:A:C8	2.70	0.41
1:C:300:U:C2'	1:C:301:A:OP2	2.69	0.41
1:D:151:A:C2	1:D:152:A:H1'	2.56	0.41
1:D:261:A:H2'	1:D:262:C:OP1	2.20	0.41
1:D:269:G:H2'	1:D:270:A:O5'	2.20	0.41
1:D:319:U:H3'	1:D:320:C:C5	2.55	0.41
1:A:102:C:O2	1:A:218:A:H2	2.04	0.41
1:A:184:A:H2	1:A:212:G:N3	2.18	0.41
1:A:211:C:H5'	1:A:211:C:C6	2.55	0.41
1:A:225:A:C2	1:A:248:A:C5	3.09	0.41
1:A:303:G:N3	1:A:303:G:C2'	2.83	0.41
1:C:107:U:H4'	1:C:108:G:OP1	2.20	0.41

*Continued on next page...*



*Continued from previous page...*

Atom-1	Atom-2	Interatomic distance (Å)	Clash overlap (Å)
1:C:194:G:O2'	1:C:195:G:H5'	2.20	0.41
1:C:230:A:C6	1:C:231:A:N6	2.89	0.41
1:C:298:C:C4	1:C:299:A:C5	3.09	0.41
1:D:127:C:H2'	1:D:128:C:C6	2.56	0.41
1:D:167:U:H4'	1:D:168:U:O5'	2.21	0.41
1:D:320:C:H2'	1:D:321:C:O5'	2.20	0.41
1:A:108:G:N2	1:A:185:U:OP1	2.52	0.41
1:A:170:C:O2	1:A:170:C:C2'	2.69	0.41
1:A:240:C:C2	1:A:241:U:C5	3.09	0.41
1:A:410:A:H2'	1:A:411:C:C6	2.56	0.41
1:B:100:G:C2'	1:B:101:U:H5'	2.47	0.41
1:B:102:C:O2'	1:B:218:A:N3	2.30	0.41
1:B:154:C:O2	1:B:155:U:C6	2.74	0.41
1:B:243:U:O2'	1:B:244:U:C5'	2.64	0.41
1:B:254:G:O5'	1:B:254:G:H8	2.03	0.41
1:B:270:A:O4'	1:B:271:U:C5	2.74	0.41
1:B:273:U:C6	1:B:274:C:C5	3.09	0.41
1:B:308:A:N6	1:B:309:G:C6	2.89	0.41
1:B:318:C:C2	1:B:403:U:C4	3.09	0.41
1:B:326:A:C8	1:B:326:A:C3'	3.03	0.41
1:C:114:A:N3	1:C:114:A:H2'	2.36	0.41
1:C:133:A:H2'	1:C:134:G:O4'	2.21	0.41
1:C:163:G:C3'	1:C:164:G:C8	2.87	0.41
1:C:178:A:N3	1:C:180:G:C2	2.89	0.41
1:C:230:A:C2	1:C:245:G:C2	3.09	0.41
1:C:307:U:H2'	1:C:308:A:H8	1.82	0.41
1:D:97:A:H3'	1:D:98:C:C6	2.56	0.41
1:D:105:A:O2'	1:D:216:C:O2	2.37	0.41
1:D:182:U:C2	1:D:187:A:C2	3.09	0.41
1:D:302:A:N3	1:D:302:A:H3'	2.35	0.41
1:D:315:C:C2'	1:D:316:C:O5'	2.69	0.41
1:A:104:A:C2	1:A:105:A:N3	2.89	0.41
1:A:225:A:O2'	1:A:227:G:O6	2.30	0.41
1:A:257:G:H2'	1:A:258:U:H5'	2.02	0.41
1:A:408:G:O2'	1:A:409:U:O5'	2.38	0.41
1:C:100:G:H1'	1:C:275:G:H22	1.86	0.41
1:D:241:U:H2'	1:D:242:G:C8	2.56	0.41
1:D:256:A:C5	1:D:273:U:OP1	2.73	0.41
1:D:319:U:H2'	1:D:320:C:C1'	2.50	0.41
1:A:212:G:N1	1:A:213:C:C5	2.89	0.40
1:B:140:A:N3	1:B:140:A:H2'	2.36	0.40

*Continued on next page...*

*Continued from previous page...*

Atom-1	Atom-2	Interatomic distance (Å)	Clash overlap (Å)
1:B:240:C:C2	1:B:241:U:C5	3.09	0.40
1:C:104:A:C2	1:C:217:C:O2	2.74	0.40
1:C:318:C:H2'	1:C:319:U:H5'	1.99	0.40
1:D:125:A:H3'	1:D:125:A:N3	2.36	0.40
1:D:211:C:H2'	1:D:212:G:H8	1.86	0.40
1:D:223:C:H2'	1:D:224:U:H6	1.83	0.40
1:A:104:A:O2'	1:A:218:A:H5'	2.20	0.40
1:A:293:C:C2	1:A:294:U:C5	3.10	0.40
1:B:154:C:C2'	1:B:155:U:H5'	2.51	0.40
1:B:229:C:H2'	1:B:230:A:C8	2.56	0.40
1:B:264:G:N1	1:B:265:A:C5	2.89	0.40
1:B:264:G:N2	1:B:265:A:C4	2.89	0.40
1:B:289:U:H2'	1:B:290:A:C8	2.56	0.40
1:D:175:G:C6	1:D:176:G:N7	2.90	0.40
1:D:178:A:C4'	1:D:179:U:O5'	2.62	0.40
1:D:210:G:H5''	1:D:211:C:C5'	2.46	0.40
1:A:199:U:O5'	1:A:199:U:C6	2.74	0.40
1:B:129:G:H5''	1:B:130:U:P	2.62	0.40
1:B:163:G:C3'	1:B:164:G:C8	3.04	0.40
1:B:177:U:HO2'	1:B:178:A:H8	1.65	0.40
1:B:178:A:O2'	1:B:179:U:O5'	2.38	0.40
1:B:258:U:C4	1:B:259:A:C5	3.09	0.40
1:C:97:A:N1	1:C:278:C:O2	2.55	0.40
1:C:264:G:O2'	1:C:265:A:H5'	2.22	0.40
1:D:325:A:O5'	1:D:325:A:C8	2.69	0.40
1:A:145:C:H2'	1:A:146:A:O4'	2.21	0.40
1:A:205:U:OP1	1:A:205:U:C4'	2.69	0.40
1:B:229:C:O2'	1:B:230:A:H5'	2.21	0.40
1:B:299:A:C2'	1:B:300:U:OP1	2.70	0.40
1:C:101:U:N3	1:C:102:C:H5	2.10	0.40
1:C:257:G:C5	1:C:258:U:C4	3.10	0.40
1:D:110:G:C4	1:D:212:G:N2	2.89	0.40
1:D:140:A:C5	1:D:141:G:C8	3.09	0.40
1:D:303:G:C5'	1:D:304:G:P	3.10	0.40
1:A:169:G:C2	1:A:170:C:C6	3.09	0.40
1:B:172:A:O2'	1:B:173:A:H5'	2.21	0.40
1:B:222:C:C6	1:B:222:C:H3'	2.57	0.40
1:B:267:U:H2'	1:B:268:A:O4'	2.22	0.40
1:B:271:U:H2'	1:B:272:G:O5'	2.21	0.40
1:C:101:U:H6	1:C:101:U:O5'	2.04	0.40
1:C:216:C:H3'	1:C:216:C:C6	2.57	0.40

*Continued on next page...*

*Continued from previous page...*

Atom-1	Atom-2	Interatomic distance (Å)	Clash overlap (Å)
1:C:255:C:HO2'	1:C:256:A:P	2.44	0.40
1:D:113:A:C6	1:D:206:A:C6	3.10	0.40
1:D:179:U:O2	1:D:179:U:C2'	2.69	0.40
1:D:280:G:O2'	1:D:281:G:P	2.79	0.40

There are no symmetry-related clashes.

## 5.3 Torsion angles [i](#)

### 5.3.1 Protein backbone [i](#)

There are no protein molecules in this entry.

### 5.3.2 Protein sidechains [i](#)

There are no protein molecules in this entry.

### 5.3.3 RNA [i](#)

Mol	Chain	Analysed	Backbone Outliers	Pucker Outliers
1	A	240/247 (97%)	79 (32%)	25 (10%)
1	B	246/247 (99%)	95 (38%)	37 (15%)
1	C	235/247 (95%)	88 (37%)	34 (14%)
1	D	240/247 (97%)	96 (40%)	29 (12%)
All	All	961/988 (97%)	358 (37%)	125 (13%)

All (358) RNA backbone outliers are listed below:

Mol	Chain	Res	Type
1	A	102	C
1	A	103	A
1	A	105	A
1	A	107	U
1	A	108	G
1	A	109	C
1	A	113	A
1	A	114	A
1	A	122	A
1	A	123	A

*Continued on next page...*

*Continued from previous page...*

<b>Mol</b>	<b>Chain</b>	<b>Res</b>	<b>Type</b>
1	A	125	A
1	A	130	U
1	A	133	A
1	A	134	G
1	A	135	U
1	A	139	A
1	A	154	C
1	A	165	C
1	A	167	U
1	A	168	U
1	A	169	G
1	A	170	C
1	A	172	A
1	A	173	A
1	A	174	G
1	A	179	U
1	A	180	G
1	A	182	U
1	A	183	A
1	A	184	A
1	A	186	A
1	A	187	A
1	A	188	G
1	A	189	C
1	A	190	U
1	A	192	A
1	A	197	C
1	A	199	U
1	A	205	U
1	A	210	G
1	A	211	C
1	A	226	A
1	A	232	C
1	A	233	A
1	A	237	G
1	A	248	A
1	A	249	U
1	A	250	G
1	A	256	A
1	A	257	G
1	A	259	A
1	A	260	C

*Continued on next page...*

*Continued from previous page...*

<b>Mol</b>	<b>Chain</b>	<b>Res</b>	<b>Type</b>
1	A	261	A
1	A	262	C
1	A	263	A
1	A	268	A
1	A	270	A
1	A	271	U
1	A	278	C
1	A	285	G
1	A	286	A
1	A	299	A
1	A	300	U
1	A	301	A
1	A	303	G
1	A	304	G
1	A	305	U
1	A	306	A
1	A	307	U
1	A	311	C
1	A	314	A
1	A	317	U
1	A	320	C
1	A	323	G
1	A	404	U
1	A	406	G
1	A	407	A
1	A	409	U
1	A	411	C
1	B	97	A
1	B	103	A
1	B	104	A
1	B	106	U
1	B	107	U
1	B	108	G
1	B	109	C
1	B	111	G
1	B	120	U
1	B	122	A
1	B	125	A
1	B	126	G
1	B	130	U
1	B	131	U
1	B	139	A

*Continued on next page...*

*Continued from previous page...*

<b>Mol</b>	<b>Chain</b>	<b>Res</b>	<b>Type</b>
1	B	148	G
1	B	154	C
1	B	164	G
1	B	165	C
1	B	167	U
1	B	168	U
1	B	169	G
1	B	171	A
1	B	172	A
1	B	176	G
1	B	177	U
1	B	179	U
1	B	180	G
1	B	181	G
1	B	182	U
1	B	183	A
1	B	186	A
1	B	187	A
1	B	188	G
1	B	192	A
1	B	199	U
1	B	200	G
1	B	207	A
1	B	211	C
1	B	218	A
1	B	219	A
1	B	220	G
1	B	221	U
1	B	226	A
1	B	248	A
1	B	249	U
1	B	250	G
1	B	255	C
1	B	256	A
1	B	257	G
1	B	258	U
1	B	259	A
1	B	260	C
1	B	261	A
1	B	262	C
1	B	263	A
1	B	266	C

*Continued on next page...*

*Continued from previous page...*

<b>Mol</b>	<b>Chain</b>	<b>Res</b>	<b>Type</b>
1	B	270	A
1	B	271	U
1	B	273	U
1	B	274	C
1	B	279	G
1	B	281	G
1	B	282	G
1	B	285	G
1	B	286	A
1	B	287	U
1	B	288	G
1	B	289	U
1	B	290	A
1	B	291	U
1	B	292	U
1	B	296	C
1	B	299	A
1	B	300	U
1	B	301	A
1	B	302	A
1	B	303	G
1	B	304	G
1	B	305	U
1	B	306	A
1	B	307	U
1	B	312	G
1	B	313	G
1	B	314	A
1	B	315	C
1	B	316	C
1	B	317	U
1	B	318	C
1	B	324	A
1	B	325	A
1	B	326	A
1	B	330	A
1	B	407	A
1	B	410	A
1	C	97	A
1	C	98	C
1	C	100	G
1	C	103	A

*Continued on next page...*

*Continued from previous page...*

<b>Mol</b>	<b>Chain</b>	<b>Res</b>	<b>Type</b>
1	C	108	G
1	C	111	G
1	C	114	A
1	C	117	G
1	C	122	A
1	C	123	A
1	C	125	A
1	C	126	G
1	C	128	C
1	C	133	A
1	C	135	U
1	C	139	A
1	C	140	A
1	C	141	G
1	C	154	C
1	C	159	A
1	C	164	G
1	C	167	U
1	C	168	U
1	C	169	G
1	C	172	A
1	C	179	U
1	C	180	G
1	C	183	A
1	C	184	A
1	C	186	A
1	C	187	A
1	C	188	G
1	C	198	A
1	C	199	U
1	C	202	U
1	C	210	G
1	C	211	C
1	C	214	A
1	C	216	C
1	C	218	A
1	C	220	G
1	C	226	A
1	C	228	U
1	C	236	A
1	C	237	G
1	C	242	G

*Continued on next page...*



*Continued from previous page...*

<b>Mol</b>	<b>Chain</b>	<b>Res</b>	<b>Type</b>
1	C	248	A
1	C	249	U
1	C	250	G
1	C	251	G
1	C	256	A
1	C	257	G
1	C	258	U
1	C	259	A
1	C	260	C
1	C	261	A
1	C	262	C
1	C	263	A
1	C	266	C
1	C	268	A
1	C	269	G
1	C	270	A
1	C	273	U
1	C	276	G
1	C	277	C
1	C	281	G
1	C	284	A
1	C	285	G
1	C	301	A
1	C	302	A
1	C	303	G
1	C	304	G
1	C	305	U
1	C	306	A
1	C	307	U
1	C	311	C
1	C	312	G
1	C	313	G
1	C	317	U
1	C	319	U
1	C	320	C
1	C	321	C
1	C	324	A
1	C	325	A
1	C	328	G
1	C	330	A
1	C	404	U
1	C	405	G

*Continued on next page...*

*Continued from previous page...*

<b>Mol</b>	<b>Chain</b>	<b>Res</b>	<b>Type</b>
1	D	97	A
1	D	103	A
1	D	104	A
1	D	106	U
1	D	107	U
1	D	109	C
1	D	117	G
1	D	118	G
1	D	119	G
1	D	122	A
1	D	123	A
1	D	125	A
1	D	126	G
1	D	127	C
1	D	130	U
1	D	133	A
1	D	136	A
1	D	138	C
1	D	139	A
1	D	148	G
1	D	151	A
1	D	152	A
1	D	158	G
1	D	163	G
1	D	164	G
1	D	167	U
1	D	168	U
1	D	169	G
1	D	170	C
1	D	177	U
1	D	178	A
1	D	179	U
1	D	183	A
1	D	184	A
1	D	185	U
1	D	186	A
1	D	187	A
1	D	188	G
1	D	189	C
1	D	192	A
1	D	197	C
1	D	199	U

*Continued on next page...*

*Continued from previous page...*

<b>Mol</b>	<b>Chain</b>	<b>Res</b>	<b>Type</b>
1	D	200	G
1	D	201	G
1	D	202	U
1	D	206	A
1	D	210	G
1	D	211	C
1	D	220	G
1	D	226	A
1	D	232	C
1	D	240	C
1	D	249	U
1	D	251	G
1	D	255	C
1	D	256	A
1	D	257	G
1	D	259	A
1	D	260	C
1	D	261	A
1	D	262	C
1	D	263	A
1	D	264	G
1	D	267	U
1	D	270	A
1	D	271	U
1	D	274	C
1	D	275	G
1	D	281	G
1	D	283	A
1	D	285	G
1	D	299	A
1	D	300	U
1	D	301	A
1	D	302	A
1	D	303	G
1	D	304	G
1	D	305	U
1	D	306	A
1	D	308	A
1	D	310	U
1	D	312	G
1	D	315	C
1	D	317	U

*Continued on next page...*

*Continued from previous page...*

<b>Mol</b>	<b>Chain</b>	<b>Res</b>	<b>Type</b>
1	D	318	C
1	D	319	U
1	D	320	C
1	D	324	A
1	D	325	A
1	D	326	A
1	D	328	G
1	D	330	A
1	D	405	G
1	D	408	G
1	D	409	U
1	D	410	A

All (125) RNA pucker outliers are listed below:

<b>Mol</b>	<b>Chain</b>	<b>Res</b>	<b>Type</b>
1	A	129	G
1	A	132	C
1	A	138	C
1	A	164	G
1	A	167	U
1	A	168	U
1	A	169	G
1	A	171	A
1	A	178	A
1	A	179	U
1	A	182	U
1	A	189	C
1	A	198	A
1	A	232	C
1	A	248	A
1	A	249	U
1	A	255	C
1	A	256	A
1	A	258	U
1	A	260	C
1	A	262	C
1	A	267	U
1	A	269	G
1	A	305	U
1	A	408	G
1	B	103	A

*Continued on next page...*

*Continued from previous page...*

<b>Mol</b>	<b>Chain</b>	<b>Res</b>	<b>Type</b>
1	B	107	U
1	B	129	G
1	B	138	C
1	B	164	G
1	B	167	U
1	B	168	U
1	B	178	A
1	B	179	U
1	B	180	G
1	B	182	U
1	B	185	U
1	B	188	G
1	B	198	A
1	B	199	U
1	B	217	C
1	B	225	A
1	B	248	A
1	B	249	U
1	B	255	C
1	B	256	A
1	B	258	U
1	B	260	C
1	B	261	A
1	B	262	C
1	B	269	G
1	B	279	G
1	B	281	G
1	B	285	G
1	B	287	U
1	B	288	G
1	B	290	A
1	B	295	U
1	B	299	A
1	B	303	G
1	B	314	A
1	B	325	A
1	C	96	G
1	C	102	C
1	C	107	U
1	C	113	A
1	C	127	C
1	C	133	A

*Continued on next page...*

*Continued from previous page...*

<b>Mol</b>	<b>Chain</b>	<b>Res</b>	<b>Type</b>
1	C	138	C
1	C	167	U
1	C	168	U
1	C	171	A
1	C	182	U
1	C	185	U
1	C	188	G
1	C	198	A
1	C	201	G
1	C	209	C
1	C	210	G
1	C	217	C
1	C	241	U
1	C	248	A
1	C	255	C
1	C	256	A
1	C	257	G
1	C	258	U
1	C	261	A
1	C	262	C
1	C	269	G
1	C	276	G
1	C	300	U
1	C	302	A
1	C	310	U
1	C	311	C
1	C	319	U
1	C	324	A
1	D	103	A
1	D	116	G
1	D	122	A
1	D	126	G
1	D	138	C
1	D	157	U
1	D	162	U
1	D	163	G
1	D	167	U
1	D	177	U
1	D	178	A
1	D	179	U
1	D	182	U
1	D	185	U

*Continued on next page...*

*Continued from previous page...*

Mol	Chain	Res	Type
1	D	187	A
1	D	198	A
1	D	200	G
1	D	219	A
1	D	225	A
1	D	256	A
1	D	258	U
1	D	261	A
1	D	262	C
1	D	269	G
1	D	280	G
1	D	300	U
1	D	303	G
1	D	319	U
1	D	325	A

#### 5.4 Non-standard residues in protein, DNA, RNA chains [i](#)

There are no non-standard protein/DNA/RNA residues in this entry.

#### 5.5 Carbohydrates [i](#)

There are no monosaccharides in this entry.

#### 5.6 Ligand geometry [i](#)

Of 38 ligands modelled in this entry, 38 are monoatomic - leaving 0 for Mogul analysis.

There are no bond length outliers.

There are no bond angle outliers.

There are no chirality outliers.

There are no torsion outliers.

There are no ring outliers.

No monomer is involved in short contacts.

#### 5.7 Other polymers [i](#)

There are no such residues in this entry.

## 5.8 Polymer linkage issues

There are no chain breaks in this entry.



## 6 Fit of model and data

### 6.1 Protein, DNA and RNA chains

In the following table, the column labelled ‘#RSRZ > 2’ contains the number (and percentage) of RSRZ outliers, followed by percent RSRZ outliers for the chain as percentile scores relative to all X-ray entries and entries of similar resolution. The OWAB column contains the minimum, median, 95<sup>th</sup> percentile and maximum values of the occupancy-weighted average B-factor per residue. The column labelled ‘Q < 0.9’ lists the number of (and percentage) of residues with an average occupancy less than 0.9.

Mol	Chain	Analysed	<RSRZ>	#RSRZ>2	OWAB(Å <sup>2</sup> )	Q<0.9
1	A	242/247 (97%)	-0.04	6 (2%) 57 49	46, 101, 232, 400	0
1	B	247/247 (100%)	-0.12	6 (2%) 59 50	10, 78, 262, 400	0
1	C	237/247 (95%)	0.07	16 (6%) 17 13	17, 87, 290, 400	0
1	D	242/247 (97%)	0.11	7 (2%) 51 42	48, 131, 292, 400	0
All	All	968/988 (97%)	0.00	35 (3%) 42 35	10, 102, 278, 400	0

All (35) RSRZ outliers are listed below:

Mol	Chain	Res	Type	RSRZ
1	C	324	A	6.4
1	D	304	G	5.4
1	C	304	G	4.9
1	C	305	U	4.8
1	B	320	C	4.7
1	C	406	G	4.0
1	A	284	A	4.0
1	A	320	C	3.9
1	A	406	G	3.7
1	D	292	U	3.6
1	D	123	A	3.4
1	B	200	G	3.3
1	C	119	G	3.2
1	D	193	C	3.1
1	C	195	G	3.0
1	C	123	A	3.0
1	C	122	A	3.0
1	C	322	C	2.7
1	C	201	G	2.7
1	B	304	G	2.6
1	C	328	G	2.5

*Continued on next page...*

*Continued from previous page...*

Mol	Chain	Res	Type	RSRZ
1	C	121	C	2.5
1	A	410	A	2.4
1	C	405	G	2.2
1	B	319	U	2.2
1	D	201	G	2.2
1	D	261	A	2.2
1	C	271	U	2.2
1	A	258	U	2.2
1	A	263	A	2.2
1	B	289	U	2.1
1	C	323	G	2.1
1	D	271	U	2.0
1	C	202	U	2.0
1	B	291	U	2.0

## 6.2 Non-standard residues in protein, DNA, RNA chains [i](#)

There are no non-standard protein/DNA/RNA residues in this entry.

## 6.3 Carbohydrates [i](#)

There are no monosaccharides in this entry.

## 6.4 Ligands [i](#)

In the following table, the Atoms column lists the number of modelled atoms in the group and the number defined in the chemical component dictionary. The B-factors column lists the minimum, median, 95<sup>th</sup> percentile and maximum values of B factors of atoms in the group. The column labelled 'Q<0.9' lists the number of atoms with occupancy less than 0.9.

Mol	Type	Chain	Res	Atoms	RSCC	RSR	B-factors(Å <sup>2</sup> )	Q<0.9
2	MG	C	11	1/1	0.11	1.64	105,105,105,105	0
2	MG	A	1	1/1	0.14	0.49	113,113,113,113	0
2	MG	D	415	1/1	0.16	0.16	174,174,174,174	0
2	MG	A	415	1/1	0.20	0.29	148,148,148,148	0
2	MG	B	9	1/1	0.26	0.16	149,149,149,149	0
2	MG	D	416	1/1	0.26	0.13	130,130,130,130	0
2	MG	B	3	1/1	0.37	0.39	100,100,100,100	0
2	MG	C	16	1/1	0.54	1.28	104,104,104,104	0
2	MG	D	417	1/1	0.58	0.39	130,130,130,130	0

*Continued on next page...*

Continued from previous page...

Mol	Type	Chain	Res	Atoms	RSCC	RSR	B-factors( $\text{\AA}^2$ )	Q<0.9
2	MG	A	11	1/1	0.61	0.30	127,127,127,127	0
2	MG	A	12	1/1	0.68	0.58	169,169,169,169	0
2	MG	D	22	1/1	0.70	0.20	157,157,157,157	0
2	MG	D	15	1/1	0.77	1.18	119,119,119,119	0
2	MG	B	16	1/1	0.78	0.35	171,171,171,171	0
2	MG	D	13	1/1	0.79	2.08	105,105,105,105	0
2	MG	A	17	1/1	0.80	0.36	58,58,58,58	0
2	MG	C	6	1/1	0.80	0.44	84,84,84,84	0
2	MG	A	14	1/1	0.81	0.25	138,138,138,138	0
2	MG	A	7	1/1	0.83	0.57	108,108,108,108	0
2	MG	C	415	1/1	0.84	0.17	138,138,138,138	0
2	MG	B	6	1/1	0.88	0.20	10,10,10,10	0
2	MG	C	20	1/1	0.90	0.39	50,50,50,50	0
2	MG	A	2	1/1	0.91	0.68	110,110,110,110	0
2	MG	B	415	1/1	0.91	0.93	97,97,97,97	0
2	MG	A	9	1/1	0.92	0.19	112,112,112,112	0
2	MG	B	5	1/1	0.92	0.13	53,53,53,53	0
2	MG	A	3	1/1	0.92	0.26	10,10,10,10	0
2	MG	C	10	1/1	0.93	0.13	16,16,16,16	0
2	MG	D	19	1/1	0.94	0.20	64,64,64,64	0
2	MG	B	21	1/1	0.94	0.24	26,26,26,26	0
2	MG	C	1	1/1	0.95	0.23	25,25,25,25	0
2	MG	C	18	1/1	0.95	0.79	68,68,68,68	0
2	MG	D	8	1/1	0.96	0.11	106,106,106,106	0
2	MG	B	13	1/1	0.96	0.26	48,48,48,48	0
2	MG	D	4	1/1	0.98	0.16	65,65,65,65	0
2	MG	C	7	1/1	0.98	0.12	83,83,83,83	0
2	MG	B	2	1/1	0.98	0.13	49,49,49,49	0
2	MG	D	12	1/1	0.99	0.47	108,108,108,108	0

## 6.5 Other polymers [i](#)

There are no such residues in this entry.