



Full wwPDB X-ray Structure Validation Report ⓘ

May 15, 2020 – 06:45 am BST

PDB ID : 1V9L
Title : L-glutamate dehydrogenase from *Pyrobaculum islandicum* complexed with NAD
Authors : Bhuiya, M.W.; Sakuraba, H.; Ohshima, T.; Imagawa, T.; Katunuma, N.; Tsuge, H.
Deposited on : 2004-01-26
Resolution : 2.80 Å(reported)

This is a Full wwPDB X-ray Structure Validation Report for a publicly released PDB entry.

We welcome your comments at validation@mail.wwpdb.org

A user guide is available at

<https://www.wwpdb.org/validation/2017/XrayValidationReportHelp>

with specific help available everywhere you see the ⓘ symbol.

The following versions of software and data (see [references ⓘ](#)) were used in the production of this report:

MolProbity : 4.02b-467
Mogul : 1.8.5 (274361), CSD as541be (2020)
Xtrriage (Phenix) : **NOT EXECUTED**
EDS : **NOT EXECUTED**
buster-report : 1.1.7 (2018)
Percentile statistics : 20191225.v01 (using entries in the PDB archive December 25th 2019)
Ideal geometry (proteins) : Engh & Huber (2001)
Ideal geometry (DNA, RNA) : Parkinson et al. (1996)
Validation Pipeline (wwPDB-VP) : 2.11

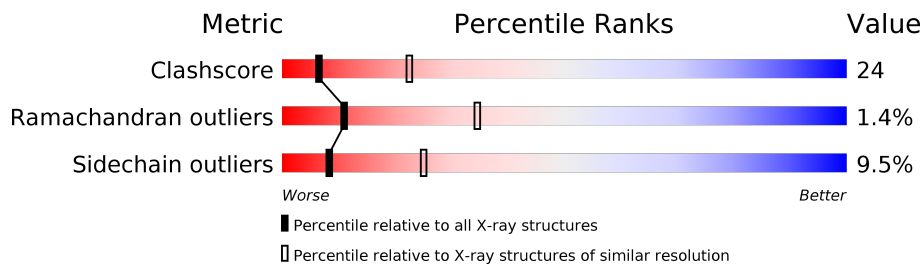
1 Overall quality at a glance i

The following experimental techniques were used to determine the structure:

X-RAY DIFFRACTION

The reported resolution of this entry is 2.80 Å.

Percentile scores (ranging between 0-100) for global validation metrics of the entry are shown in the following graphic. The table shows the number of entries on which the scores are based.



Metric	Whole archive (#Entries)	Similar resolution (#Entries, resolution range(Å))
Clashscore	141614	3569 (2.80-2.80)
Ramachandran outliers	138981	3498 (2.80-2.80)
Sidechain outliers	138945	3500 (2.80-2.80)

The table below summarises the geometric issues observed across the polymeric chains and their fit to the electron density. The red, orange, yellow and green segments on the lower bar indicate the fraction of residues that contain outliers for ≥ 3 , 2, 1 and 0 types of geometric quality criteria respectively. A grey segment represents the fraction of residues that are not modelled. The numeric value for each fraction is indicated below the corresponding segment, with a dot representing fractions $\leq 5\%$.

Note EDS was not executed.

Mol	Chain	Length	Quality of chain
1	A	421	 57% 38% . .
1	B	421	 47% 46% 6% .
1	C	421	 51% 42% 6% .
1	D	421	 55% 38% 5% ..
1	E	421	 51% 43% 5% ..
1	F	421	 56% 38% 5% ..

2 Entry composition [i](#)

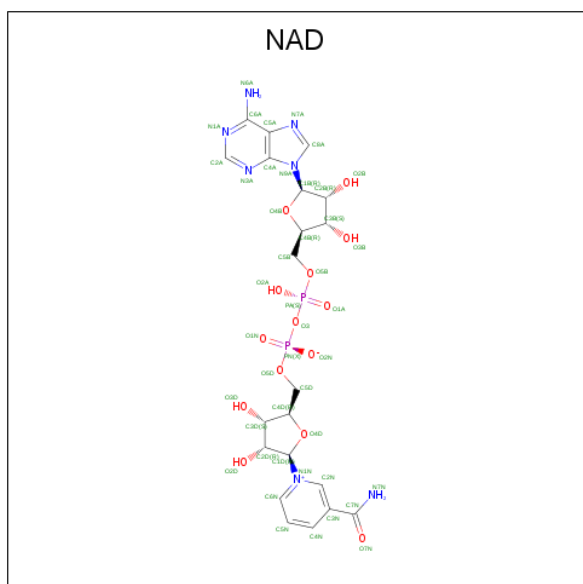
There are 3 unique types of molecules in this entry. The entry contains 20087 atoms, of which 1 is hydrogen and 0 are deuteriums.

In the tables below, the ZeroOcc column contains the number of atoms modelled with zero occupancy, the AltConf column contains the number of residues with at least one atom in alternate conformation and the Trace column contains the number of residues modelled with at most 2 atoms.

- Molecule 1 is a protein called glutamate dehydrogenase.

Mol	Chain	Residues	Atoms					ZeroOcc	AltConf	Trace
			Total	C	N	O	S			
1	A	418	Total 3282	C 2112	N 566	O 593	S 11	0	0	0
1	B	418	Total 3282	C 2112	N 566	O 593	S 11	0	0	0
1	C	418	Total 3282	C 2112	N 566	O 593	S 11	0	0	0
1	D	418	Total 3282	C 2112	N 566	O 593	S 11	0	0	0
1	E	418	Total 3282	C 2112	N 566	O 593	S 11	0	0	0
1	F	418	Total 3283	C 2112	H 1	N 566	O 593	S 11	0	0

- Molecule 2 is NICOTINAMIDE-ADENINE-DINUCLEOTIDE (three-letter code: NAD) (formula: $C_{21}H_{27}N_7O_{14}P_2$).



Mol	Chain	Residues	Atoms					ZeroOcc	AltConf
2	A	1	Total	C	N	O	P	0	0
			44	21	7	14	2		
2	B	1	Total	C	N	O	P	0	0
			44	21	7	14	2		
2	C	1	Total	C	N	O	P	0	0
			44	21	7	14	2		
2	D	1	Total	C	N	O	P	0	0
			44	21	7	14	2		
2	E	1	Total	C	N	O	P	0	0
			44	21	7	14	2		
2	F	1	Total	C	N	O	P	0	0
			44	21	7	14	2		

- Molecule 3 is water.

Mol	Chain	Residues	Atoms		ZeroOcc	AltConf
3	A	17	Total	O	0	0
			17	17		
3	B	17	Total	O	0	0
			17	17		
3	C	16	Total	O	0	0
			16	16		
3	D	24	Total	O	0	0
			24	24		
3	E	31	Total	O	0	0
			31	31		
3	F	25	Total	O	0	0
			25	25		

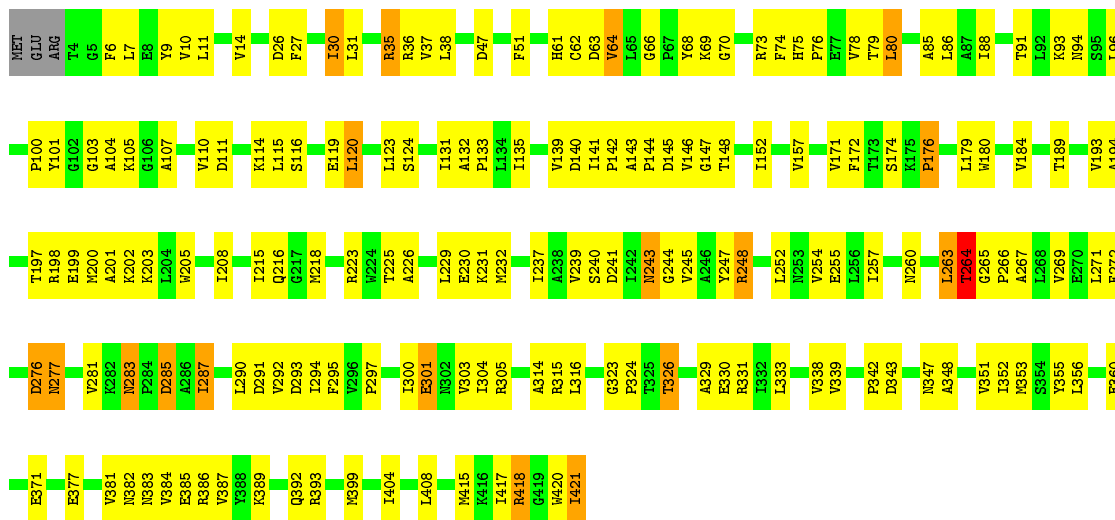
3 Residue-property plots

These plots are drawn for all protein, RNA and DNA chains in the entry. The first graphic for a chain summarises the proportions of the various outlier classes displayed in the second graphic. The second graphic shows the sequence view annotated by issues in geometry. Residues are color-coded according to the number of geometric quality criteria for which they contain at least one outlier: green = 0, yellow = 1, orange = 2 and red = 3 or more. Stretches of 2 or more consecutive residues without any outlier are shown as a green connector. Residues present in the sample, but not in the model, are shown in grey.

Note EDS was not executed.

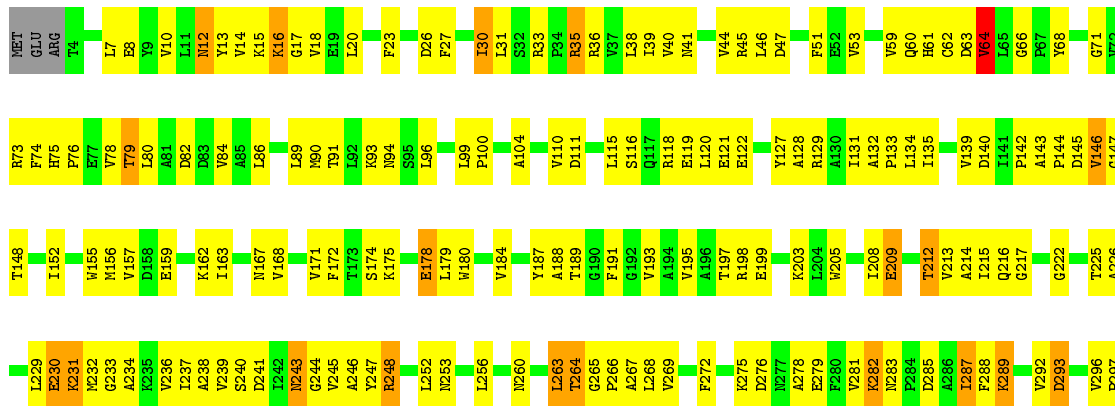
- Molecule 1: glutamate dehydrogenase

Chain A: 

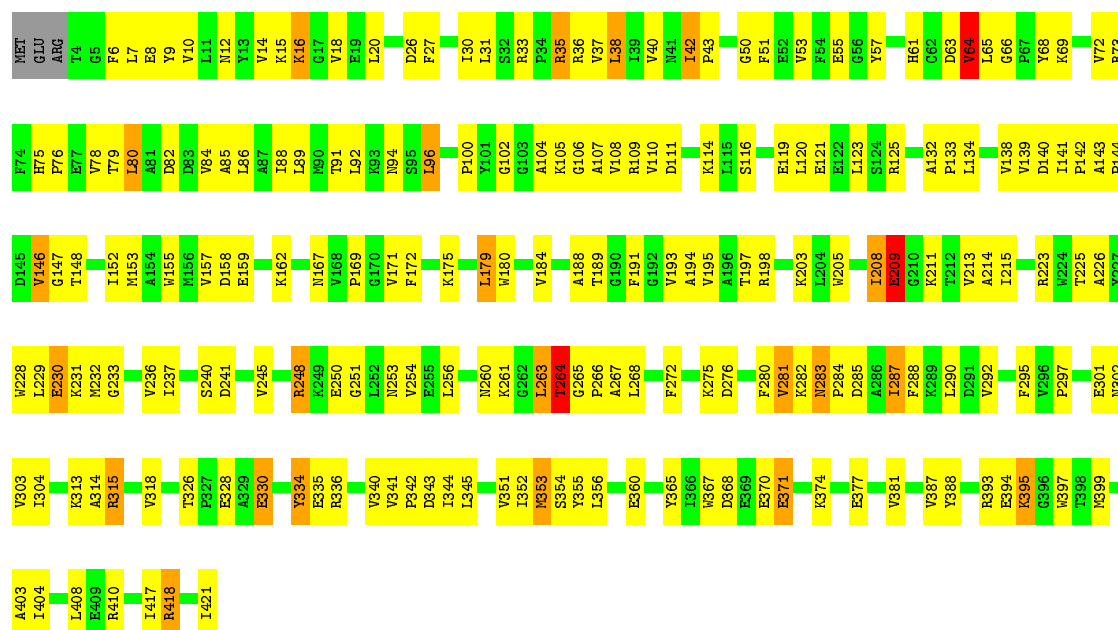


- Molecule 1: glutamate dehydrogenase

Chain B: 

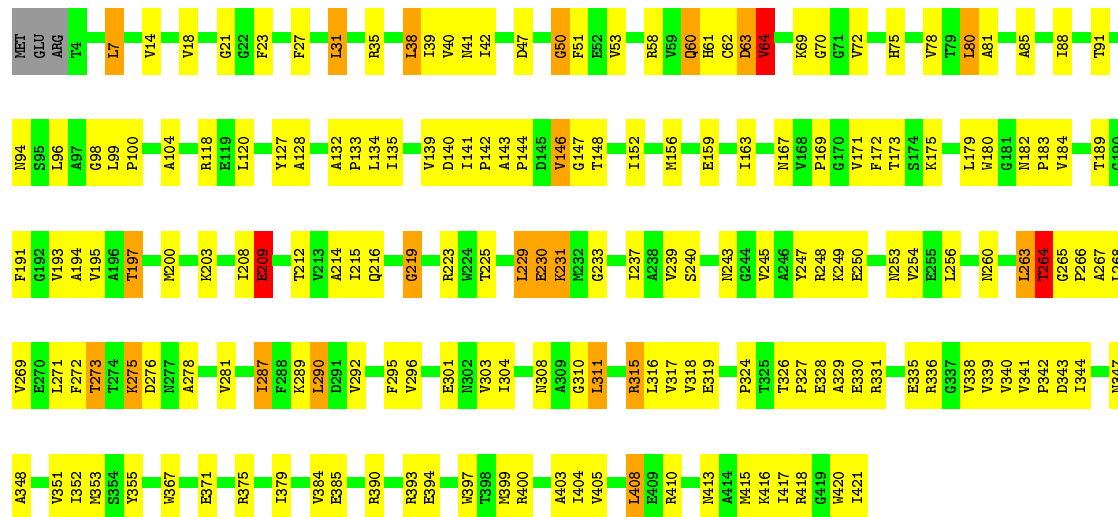


Chain E: 51% 43% 5% ..



• Molecule 1: glutamate dehydrogenase

Chain F: 56% 38% 5% ..



4 Data and refinement statistics

Xtrriage (Phenix) and EDS were not executed - this section is therefore incomplete.

Property	Value	Source
Space group	P 21 21 21	Depositor
Cell constants a, b, c, α , β , γ	104.21Å 165.88Å 181.35Å 90.00° 90.00° 90.00°	Depositor
Resolution (Å)	50.00 – 2.80	Depositor
% Data completeness (in resolution range)	(Not available) (50.00-2.80)	Depositor
R_{merge}	(Not available)	Depositor
R_{sym}	(Not available)	Depositor
Refinement program	CNS	Depositor
R, R_{free}	0.200 , 0.260	Depositor
Estimated twinning fraction	No twinning to report.	Xtrriage
Total number of atoms	20087	wwPDB-VP
Average B, all atoms (Å ²)	45.0	wwPDB-VP

5 Model quality [i](#)

5.1 Standard geometry [i](#)

Bond lengths and bond angles in the following residue types are not validated in this section:
NAD

The Z score for a bond length (or angle) is the number of standard deviations the observed value is removed from the expected value. A bond length (or angle) with $|Z| > 5$ is considered an outlier worth inspection. RMSZ is the root-mean-square of all Z scores of the bond lengths (or angles).

Mol	Chain	Bond lengths		Bond angles	
		RMSZ	# Z >5	RMSZ	# Z >5
1	A	0.45	0/3354	0.68	3/4549 (0.1%)
1	B	0.45	1/3354 (0.0%)	0.65	3/4549 (0.1%)
1	C	0.44	0/3354	0.62	0/4549
1	D	0.49	2/3354 (0.1%)	0.67	3/4549 (0.1%)
1	E	0.46	0/3354	0.68	3/4549 (0.1%)
1	F	0.49	2/3354 (0.1%)	0.72	5/4549 (0.1%)
All	All	0.46	5/20124 (0.0%)	0.67	17/27294 (0.1%)

Chiral center outliers are detected by calculating the chiral volume of a chiral center and verifying if the center is modelled as a planar moiety or with the opposite hand. A planarity outlier is detected by checking planarity of atoms in a peptide group, atoms in a mainchain group or atoms of a sidechain that are expected to be planar.

Mol	Chain	#Chirality outliers	#Planarity outliers
1	A	0	1
1	D	0	1
1	E	0	1
1	F	0	1
All	All	0	4

All (5) bond length outliers are listed below:

Mol	Chain	Res	Type	Atoms	Z	Observed(Å)	Ideal(Å)
1	D	263	LEU	C-N	-6.92	1.18	1.34
1	D	264	THR	C-N	-6.35	1.21	1.33
1	F	264	THR	C-N	5.67	1.43	1.33
1	F	209	GLU	C-O	-5.53	1.12	1.23
1	B	209	GLU	C-N	5.49	1.43	1.33

All (17) bond angle outliers are listed below:

Mol	Chain	Res	Type	Atoms	Z	Observed(°)	Ideal(°)
1	A	264	THR	O-C-N	-11.44	103.75	123.20
1	E	208	ILE	C-N-CA	-10.40	95.71	121.70
1	F	208	ILE	C-N-CA	-8.71	99.93	121.70
1	B	209	GLU	CA-C-N	-8.66	98.88	116.20
1	A	264	THR	CA-C-N	8.43	133.07	116.20
1	F	209	GLU	CA-C-N	-8.15	99.90	116.20
1	B	209	GLU	CA-C-O	7.86	136.60	120.10
1	B	208	ILE	C-N-CA	-7.34	103.35	121.70
1	E	209	GLU	CA-C-N	-6.91	102.39	116.20
1	D	264	THR	O-C-N	-6.05	112.91	123.20
1	A	264	THR	C-N-CA	6.03	134.96	122.30
1	D	263	LEU	C-N-CA	5.89	136.42	121.70
1	F	63	ASP	CB-CG-OD2	-5.84	113.04	118.30
1	F	209	GLU	CA-C-O	5.39	131.41	120.10
1	D	209	GLU	CB-CA-C	5.32	121.05	110.40
1	F	330	GLU	CB-CA-C	5.32	121.04	110.40
1	E	330	GLU	CB-CA-C	5.29	120.99	110.40

There are no chirality outliers.

All (4) planarity outliers are listed below:

Mol	Chain	Res	Type	Group
1	A	264	THR	Mainchain
1	D	101	TYR	Sidechain
1	E	209	GLU	Mainchain
1	F	264	THR	Mainchain

5.2 Too-close contacts [i](#)

In the following table, the Non-H and H(model) columns list the number of non-hydrogen atoms and hydrogen atoms in the chain respectively. The H(added) column lists the number of hydrogen atoms added and optimized by MolProbity. The Clashes column lists the number of clashes within the asymmetric unit, whereas Symm-Clashes lists symmetry related clashes.

Mol	Chain	Non-H	H(model)	H(added)	Clashes	Symm-Clashes
1	A	3282	0	3326	161	0
1	B	3282	0	3326	200	0
1	C	3282	0	3325	167	0
1	D	3282	0	3325	146	0
1	E	3282	0	3326	168	0
1	F	3282	1	3326	153	0
2	A	44	0	26	0	0

Continued on next page...

Continued from previous page...

Mol	Chain	Non-H	H(model)	H(added)	Clashes	Symm-Clashes
2	B	44	0	26	1	0
2	C	44	0	26	1	0
2	D	44	0	26	2	0
2	E	44	0	26	0	0
2	F	44	0	26	1	0
3	A	17	0	0	0	0
3	B	17	0	0	0	0
3	C	16	0	0	1	0
3	D	24	0	0	0	0
3	E	31	0	0	1	0
3	F	25	0	0	0	0
All	All	20086	1	20110	955	0

The all-atom clashscore is defined as the number of clashes found per 1000 atoms (including hydrogen atoms). The all-atom clashscore for this structure is 24.

All (955) close contacts within the same asymmetric unit are listed below, sorted by their clash magnitude.

Atom-1	Atom-2	Interatomic distance (Å)	Clash overlap (Å)
1:B:237:ILE:HD11	1:B:292:VAL:HG12	1.37	1.07
1:F:264:THR:CG2	1:F:267:ALA:H	1.70	1.04
1:B:47:ASP:HB3	1:B:118:ARG:HE	1.21	1.02
1:C:264:THR:HG23	1:C:266:PRO:HD2	1.42	0.99
1:A:237:ILE:HD11	1:A:292:VAL:HG12	1.44	0.98
1:A:287:ILE:H	1:A:287:ILE:HD13	1.29	0.96
1:F:310:GLY:HA2	1:F:336:ARG:HH12	1.30	0.95
1:F:317:VAL:HB	1:F:340:VAL:HG12	1.47	0.94
1:E:344:ILE:HD12	1:E:344:ILE:H	1.33	0.94
1:D:167:ASN:HD21	1:E:418:ARG:HH22	1.13	0.94
1:A:263:LEU:O	1:A:264:THR:HG22	1.67	0.93
1:E:209:GLU:HB3	1:E:233:GLY:HA3	1.51	0.93
1:A:418:ARG:HH22	1:C:167:ASN:ND2	1.65	0.93
1:F:264:THR:HG21	1:F:267:ALA:H	1.37	0.89
1:A:179:LEU:HD21	1:B:418:ARG:HD3	1.54	0.88
1:B:287:ILE:HD13	1:B:287:ILE:H	1.39	0.88
1:B:175:LYS:NZ	1:B:361:ASN:HD21	1.72	0.88
1:C:343:ASP:OD1	1:C:344:ILE:HD12	1.74	0.87
1:F:264:THR:HG23	1:F:265:GLY:N	1.89	0.86
1:E:287:ILE:HD13	1:E:287:ILE:H	1.37	0.86
1:B:214:ALA:HB2	1:B:292:VAL:HG11	1.59	0.85
1:D:171:VAL:HG13	1:D:172:PHE:HD1	1.42	0.85

Continued on next page...

Continued from previous page...

Atom-1	Atom-2	Interatomic distance (Å)	Clash overlap (Å)
1:B:175:LYS:HZ3	1:B:361:ASN:HD21	1.25	0.84
1:F:310:GLY:HA2	1:F:336:ARG:NH1	1.92	0.83
1:B:148:THR:HA	1:B:152:ILE:HD12	1.60	0.82
1:E:260:ASN:O	1:E:263:LEU:HB2	1.80	0.81
1:B:12:ASN:HA	1:B:15:LYS:HG2	1.61	0.81
1:B:94:ASN:ND2	1:B:351:VAL:HG11	1.96	0.80
1:F:193:VAL:O	1:F:197:THR:HG22	1.81	0.80
1:A:75:HIS:HB3	1:A:78:VAL:HG23	1.64	0.80
1:A:326:THR:HG22	1:A:329:ALA:H	1.46	0.80
1:B:289:LYS:HE3	1:B:311:LEU:HD22	1.64	0.80
1:C:171:VAL:HG13	1:C:172:PHE:HD1	1.47	0.80
1:B:90:MET:HE1	1:B:93:LYS:HD3	1.65	0.79
1:B:18:VAL:HG13	1:B:23:PHE:HB2	1.64	0.79
1:C:237:ILE:HD11	1:C:292:VAL:HG12	1.63	0.78
1:F:96:LEU:HD11	1:F:403:ALA:HB1	1.64	0.78
1:F:287:ILE:H	1:F:287:ILE:HD13	1.46	0.78
1:C:175:LYS:NZ	1:C:361:ASN:HD21	1.81	0.78
1:E:10:VAL:HG21	1:E:85:ALA:HB1	1.62	0.78
1:B:86:LEU:HA	1:B:89:LEU:HD12	1.65	0.78
1:A:316:LEU:HD12	1:A:339:VAL:HG23	1.65	0.78
1:B:47:ASP:HB3	1:B:118:ARG:NE	1.98	0.78
1:B:253:ASN:ND2	1:B:256:LEU:HG	1.98	0.77
1:D:167:ASN:ND2	1:E:418:ARG:HH22	1.83	0.77
1:A:61:HIS:CE1	1:A:88:ILE:HG12	2.18	0.77
1:F:326:THR:HG22	1:F:328:GLU:H	1.48	0.77
1:E:264:THR:HG22	1:E:267:ALA:HB3	1.66	0.77
1:D:336:ARG:HB3	1:D:336:ARG:HH21	1.49	0.76
1:E:230:GLU:HG2	1:E:254:VAL:HG21	1.67	0.76
1:D:148:THR:HA	1:D:152:ILE:HD12	1.68	0.76
1:A:418:ARG:HH22	1:C:167:ASN:HD22	1.33	0.76
1:C:264:THR:HG23	1:C:266:PRO:CD	2.16	0.75
1:B:215:ILE:HD13	1:B:226:ALA:HB2	1.67	0.75
1:F:127:TYR:HD2	1:F:156:MET:HE2	1.52	0.74
1:C:380:MET:O	1:C:384:VAL:HG23	1.88	0.74
1:D:128:ALA:HB2	1:D:156:MET:HG2	1.70	0.73
1:A:260:ASN:O	1:A:263:LEU:HB2	1.86	0.73
1:C:146:VAL:HG23	1:C:147:GLY:H	1.52	0.73
1:A:225:THR:O	1:A:229:LEU:HB2	1.88	0.73
1:D:47:ASP:HB3	1:D:118:ARG:HE	1.52	0.73
1:F:237:ILE:HD11	1:F:292:VAL:HG12	1.70	0.72
1:B:264:THR:HG22	1:B:267:ALA:HB3	1.70	0.72

Continued on next page...

Continued from previous page...

Atom-1	Atom-2	Interatomic distance (Å)	Clash overlap (Å)
1:D:245:VAL:HB	1:D:281:VAL:HG13	1.70	0.72
1:F:256:LEU:O	1:F:260:ASN:HB2	1.89	0.72
1:C:264:THR:HG23	1:C:265:GLY:N	2.05	0.72
1:D:326:THR:HG22	1:D:329:ALA:H	1.55	0.72
1:B:197:THR:HB	1:B:318:VAL:HG21	1.70	0.71
1:B:225:THR:O	1:B:229:LEU:HB2	1.90	0.71
1:E:287:ILE:N	1:E:287:ILE:HD13	2.05	0.71
1:B:241:ASP:HB2	1:B:269:VAL:HG21	1.70	0.71
1:C:244:GLY:HA3	1:C:280:PHE:HE2	1.55	0.71
1:F:146:VAL:HG23	1:F:147:GLY:H	1.53	0.71
1:A:62:CYS:SG	1:A:64:VAL:HG22	2.30	0.71
1:C:175:LYS:HZ1	1:C:361:ASN:ND2	1.88	0.71
1:A:287:ILE:N	1:A:287:ILE:HD13	2.04	0.71
1:D:94:ASN:ND2	1:D:351:VAL:HG11	2.06	0.70
1:A:263:LEU:O	1:A:264:THR:CG2	2.39	0.70
1:F:416:LYS:HD2	1:F:421:ILE:OXT	1.91	0.70
1:C:225:THR:O	1:C:229:LEU:HB2	1.90	0.70
1:D:159:GLU:O	1:D:162:LYS:HG2	1.92	0.70
1:B:175:LYS:NZ	1:B:361:ASN:ND2	2.39	0.70
1:D:342:PRO:HD3	1:D:399:MET:HB3	1.73	0.70
1:F:342:PRO:HD3	1:F:399:MET:HB3	1.74	0.70
1:B:342:PRO:HD3	1:B:399:MET:HB3	1.74	0.70
1:E:230:GLU:HG2	1:E:254:VAL:CG2	2.21	0.69
1:D:287:ILE:HD13	1:D:287:ILE:H	1.57	0.69
1:F:240:SER:HB3	1:F:245:VAL:HG22	1.75	0.69
1:F:14:VAL:O	1:F:18:VAL:HG23	1.93	0.69
1:B:285:ASP:HA	1:B:288:PHE:CE2	2.28	0.68
1:D:116:SER:OG	1:D:119:GLU:HG3	1.92	0.68
1:D:175:LYS:HD2	1:D:179:LEU:O	1.93	0.68
1:F:142:PRO:HB2	1:F:172:PHE:CE2	2.29	0.68
1:F:248:ARG:HH11	1:F:248:ARG:HG3	1.59	0.68
1:A:303:VAL:HG13	1:A:304:ILE:HG13	1.75	0.68
1:C:39:ILE:HB	1:D:37:VAL:HB	1.76	0.68
1:C:336:ARG:HB3	1:C:336:ARG:HH21	1.59	0.67
1:A:30:ILE:HD11	1:A:421:ILE:HG21	1.74	0.67
1:E:287:ILE:CD1	1:E:287:ILE:H	2.06	0.67
1:E:272:PHE:O	1:E:276:ASP:O	2.11	0.67
1:D:225:THR:O	1:D:229:LEU:HB2	1.94	0.67
1:D:212:THR:HG23	1:D:293:ASP:H	1.60	0.67
1:E:159:GLU:O	1:E:162:LYS:HG2	1.95	0.67
1:C:340:VAL:HG23	1:C:340:VAL:O	1.94	0.67

Continued on next page...

Continued from previous page...

Atom-1	Atom-2	Interatomic distance (Å)	Clash overlap (Å)
1:A:148:THR:HA	1:A:152:ILE:HD12	1.76	0.66
1:F:310:GLY:CA	1:F:336:ARG:HH12	2.08	0.66
1:E:14:VAL:O	1:E:18:VAL:HG23	1.95	0.66
1:A:37:VAL:HB	1:F:39:ILE:HB	1.77	0.66
1:F:341:VAL:HA	1:F:399:MET:HE3	1.77	0.66
1:B:244:GLY:HA2	1:B:283:ASN:H	1.61	0.66
1:D:245:VAL:HB	1:D:281:VAL:CG1	2.25	0.66
1:D:336:ARG:HB3	1:D:336:ARG:NH2	2.10	0.66
1:A:64:VAL:HG13	1:A:420:TRP:CZ3	2.31	0.66
1:D:12:ASN:O	1:D:16:LYS:HG3	1.96	0.66
1:E:38:LEU:HD22	1:E:40:VAL:HG13	1.77	0.66
1:C:175:LYS:HZ1	1:C:361:ASN:HD21	1.44	0.66
1:F:230:GLU:HG3	1:F:231:LYS:N	2.10	0.66
1:F:272:PHE:O	1:F:276:ASP:HB3	1.96	0.65
1:C:240:SER:HB3	1:C:287:ILE:HG21	1.77	0.65
1:C:171:VAL:HG13	1:C:172:PHE:CD1	2.30	0.65
1:D:176:PRO:HG2	1:E:417:ILE:HG21	1.78	0.65
1:F:132:ALA:N	1:F:133:PRO:HD2	2.12	0.65
1:F:127:TYR:HD2	1:F:156:MET:CE	2.10	0.65
1:D:237:ILE:HD11	1:D:292:VAL:HG12	1.78	0.65
1:B:12:ASN:HA	1:B:15:LYS:CG	2.27	0.65
1:B:191:PHE:O	1:B:195:VAL:HG23	1.96	0.65
1:D:230:GLU:HG3	1:D:231:LYS:N	2.12	0.65
1:E:92:LEU:HD22	1:E:408:LEU:HD22	1.79	0.65
1:C:283:ASN:HD22	1:C:284:PRO:HD2	1.61	0.65
1:B:287:ILE:HD13	1:B:287:ILE:N	2.12	0.65
1:A:287:ILE:HA	1:A:290:LEU:HD13	1.78	0.64
1:D:240:SER:HB3	1:D:245:VAL:HG22	1.78	0.64
1:E:110:VAL:HG11	1:E:123:LEU:HD21	1.79	0.64
1:E:148:THR:HA	1:E:152:ILE:HD12	1.78	0.64
1:A:116:SER:OG	1:A:119:GLU:HG3	1.97	0.64
1:C:70:GLY:HA3	1:C:104:ALA:O	1.97	0.64
1:B:264:THR:O	1:B:268:LEU:HB2	1.97	0.64
1:F:245:VAL:HB	1:F:281:VAL:HG12	1.78	0.64
1:A:243:ASN:ND2	1:A:244:GLY:H	1.95	0.64
1:B:216:GLN:OE1	1:B:303:VAL:HG11	1.97	0.64
1:F:264:THR:CG2	1:F:265:GLY:N	2.60	0.64
1:B:175:LYS:HZ1	1:B:361:ASN:ND2	1.95	0.64
1:C:290:LEU:HD12	1:C:290:LEU:H	1.62	0.64
1:C:78:VAL:HG11	1:C:107:ALA:HB1	1.78	0.64
1:A:248:ARG:HD2	1:A:277:ASN:ND2	2.13	0.64

Continued on next page...

Continued from previous page...

Atom-1	Atom-2	Interatomic distance (Å)	Clash overlap (Å)
1:D:13:TYR:CZ	1:D:404:ILE:HD11	2.33	0.64
1:F:146:VAL:HG23	1:F:147:GLY:N	2.12	0.64
1:F:197:THR:HB	1:F:318:VAL:HG21	1.79	0.64
1:E:248:ARG:HG3	1:E:251:GLY:H	1.62	0.64
1:A:248:ARG:HD2	1:A:277:ASN:HD22	1.63	0.64
1:B:241:ASP:CB	1:B:269:VAL:HG21	2.28	0.64
1:D:287:ILE:HD13	1:D:287:ILE:N	2.13	0.64
1:C:336:ARG:HB3	1:C:336:ARG:NH2	2.13	0.63
1:A:143:ALA:HB1	1:A:144:PRO:HD2	1.81	0.63
1:D:191:PHE:O	1:D:195:VAL:HG23	1.99	0.63
1:E:404:ILE:O	1:E:408:LEU:HB2	1.99	0.63
1:A:70:GLY:O	1:A:142:PRO:HA	1.99	0.63
1:B:317:VAL:HB	1:B:340:VAL:HG12	1.80	0.63
1:C:193:VAL:O	1:C:197:THR:HG22	1.98	0.63
1:D:230:GLU:OE1	1:D:254:VAL:HG22	1.97	0.63
1:B:216:GLN:HB3	1:B:297:PRO:HA	1.80	0.63
1:E:237:ILE:HD11	1:E:292:VAL:HG12	1.80	0.63
1:A:223:ARG:HB2	1:A:257:ILE:HG21	1.79	0.63
1:B:129:ARG:HG3	1:B:163:ILE:HD11	1.79	0.63
1:A:199:GLU:O	1:A:203:LYS:HG3	1.98	0.63
1:F:94:ASN:ND2	1:F:351:VAL:HG11	2.14	0.63
1:D:264:THR:HG23	1:D:266:PRO:HD2	1.80	0.63
1:B:121:GLU:HG3	1:B:155:TRP:CD2	2.34	0.62
1:B:41:ASN:ND2	1:E:33:ARG:HB3	2.13	0.62
1:A:215:ILE:HD13	1:A:226:ALA:HB2	1.81	0.62
1:A:263:LEU:O	1:A:267:ALA:HB3	1.98	0.62
1:A:418:ARG:HD2	1:C:158:ASP:OD1	1.99	0.62
1:D:253:ASN:ND2	1:D:256:LEU:HG	2.14	0.62
1:B:230:GLU:HG3	1:B:231:LYS:N	2.15	0.62
1:D:208:ILE:HG12	1:D:234:ALA:HB2	1.81	0.62
1:E:143:ALA:HB1	1:E:144:PRO:HD2	1.81	0.62
1:F:194:ALA:O	1:F:197:THR:HG23	2.00	0.62
1:B:189:THR:O	1:B:193:VAL:HG23	1.99	0.62
1:C:256:LEU:HD22	1:C:271:LEU:HD11	1.82	0.62
1:F:247:TYR:OH	1:F:249:LYS:HG2	1.98	0.62
1:C:263:LEU:O	1:C:267:ALA:HB3	2.00	0.62
1:E:288:PHE:HZ	1:E:303:VAL:HG22	1.64	0.62
1:A:295:PHE:HE2	1:A:304:ILE:HD11	1.66	0.61
1:B:30:ILE:HD11	1:B:421:ILE:HG12	1.81	0.61
1:F:237:ILE:HD11	1:F:292:VAL:CG1	2.30	0.61
1:F:264:THR:CG2	1:F:267:ALA:N	2.54	0.61

Continued on next page...

Continued from previous page...

Atom-1	Atom-2	Interatomic distance (Å)	Clash overlap (Å)
1:E:370:GLU:O	1:E:374:LYS:HG3	2.01	0.61
1:A:315:ARG:HB3	1:A:315:ARG:NH1	2.15	0.61
1:C:148:THR:HA	1:C:152:ILE:HD12	1.83	0.61
1:C:282:LYS:HE3	1:C:282:LYS:H	1.65	0.61
1:F:61:HIS:CE1	1:F:88:ILE:HG12	2.35	0.61
1:B:188:ALA:HB2	1:B:353:MET:HG3	1.82	0.60
1:D:158:ASP:OD1	1:E:418:ARG:HD2	2.01	0.60
1:E:73:ARG:HH21	1:E:78:VAL:HG13	1.65	0.60
1:B:157:VAL:CG2	1:B:172:PHE:HB2	2.31	0.60
1:D:86:LEU:HD13	1:D:105:LYS:HE2	1.83	0.60
1:A:418:ARG:NH2	1:C:167:ASN:ND2	2.46	0.60
1:D:263:LEU:O	1:D:267:ALA:HB3	2.00	0.60
1:D:64:VAL:HA	1:D:418:ARG:HH21	1.67	0.60
1:E:84:VAL:O	1:E:88:ILE:HG13	2.01	0.60
1:E:116:SER:OG	1:E:119:GLU:HG3	2.01	0.60
1:F:69:LYS:HD2	1:F:141:ILE:HB	1.82	0.60
1:F:128:ALA:HB2	1:F:156:MET:HG2	1.83	0.60
1:C:342:PRO:HD3	1:C:399:MET:HB3	1.82	0.59
1:A:141:ILE:HG23	1:A:171:VAL:C	2.23	0.59
1:A:287:ILE:H	1:A:287:ILE:CD1	2.09	0.59
1:C:282:LYS:HE3	1:C:282:LYS:N	2.17	0.59
1:D:235:LYS:HD3	1:D:250:GLU:O	2.02	0.59
1:E:80:LEU:O	1:E:84:VAL:HG23	2.02	0.59
1:B:94:ASN:HD21	1:B:351:VAL:HG11	1.65	0.59
1:C:75:HIS:HB3	1:C:78:VAL:HG23	1.84	0.59
1:E:193:VAL:O	1:E:197:THR:HG22	2.03	0.59
1:E:264:THR:HG22	1:E:267:ALA:CB	2.33	0.59
1:E:63:ASP:O	1:E:64:VAL:HG22	2.03	0.59
1:C:353:MET:HG2	1:C:376:LEU:HD22	1.85	0.59
1:E:78:VAL:HG11	1:E:107:ALA:HB1	1.84	0.59
1:C:297:PRO:HD2	1:C:318:VAL:O	2.03	0.59
1:C:93:LYS:HE2	1:C:351:VAL:HG21	1.84	0.59
1:C:377:GLU:O	1:C:381:VAL:HG23	2.03	0.59
1:C:398:THR:H	1:C:401:ASP:HB2	1.68	0.59
1:F:189:THR:O	1:F:193:VAL:HG23	2.03	0.59
1:A:31:LEU:O	1:A:61:HIS:HE1	1.86	0.58
1:B:331:ARG:O	1:B:335:GLU:HG2	2.02	0.58
1:E:343:ASP:OD1	1:E:344:ILE:HD12	2.03	0.58
1:F:63:ASP:O	1:F:64:VAL:HG22	2.02	0.58
1:C:67:PRO:HB3	1:C:138:VAL:O	2.03	0.58
1:A:75:HIS:ND1	1:A:76:PRO:HD2	2.18	0.58

Continued on next page...

Continued from previous page...

Atom-1	Atom-2	Interatomic distance (Å)	Clash overlap (Å)
1:B:121:GLU:HG3	1:B:155:TRP:CG	2.38	0.58
1:F:245:VAL:HB	1:F:281:VAL:CG1	2.33	0.58
1:F:94:ASN:HD21	1:F:351:VAL:HG11	1.68	0.58
1:B:157:VAL:HG22	1:B:172:PHE:HB2	1.85	0.58
1:E:65:LEU:HD13	1:E:410:ARG:CZ	2.34	0.58
1:A:35:ARG:HH11	1:A:35:ARG:HG3	1.68	0.58
1:B:12:ASN:HA	1:B:15:LYS:CD	2.34	0.58
1:B:63:ASP:O	1:B:64:VAL:HG13	2.03	0.58
1:E:295:PHE:HE2	1:E:304:ILE:HD11	1.69	0.58
1:B:143:ALA:HB1	1:B:144:PRO:HD2	1.85	0.58
1:B:61:HIS:HD2	1:B:91:THR:OG1	1.86	0.58
1:B:30:ILE:HD12	1:B:415:MET:SD	2.44	0.58
1:C:341:VAL:HA	1:C:399:MET:HE3	1.85	0.58
1:C:45:ARG:HH21	1:C:118:ARG:CZ	2.17	0.58
1:C:129:ARG:NH1	1:C:159:GLU:OE2	2.37	0.57
1:A:243:ASN:HD21	1:A:269:VAL:HB	1.68	0.57
1:B:159:GLU:O	1:B:162:LYS:HG2	2.04	0.57
1:F:264:THR:HG22	1:F:267:ALA:HB3	1.86	0.57
1:B:198:ARG:HD3	1:B:232:MET:SD	2.44	0.57
1:B:31:LEU:O	1:B:61:HIS:HE1	1.87	0.57
1:E:264:THR:CG2	1:E:267:ALA:H	2.18	0.57
1:E:188:ALA:HB2	1:E:353:MET:HG3	1.84	0.57
1:B:12:ASN:CA	1:B:15:LYS:HG2	2.31	0.57
1:E:121:GLU:HA	1:E:155:TRP:CE3	2.39	0.57
1:F:316:LEU:HD12	1:F:339:VAL:HG23	1.86	0.57
1:B:10:VAL:O	1:B:14:VAL:HG23	2.04	0.57
1:A:264:THR:CG2	1:A:267:ALA:HB3	2.34	0.57
1:A:10:VAL:O	1:A:14:VAL:HG23	2.05	0.57
1:B:287:ILE:CD1	1:B:287:ILE:H	2.15	0.57
1:A:252:LEU:HD23	1:A:272:PHE:CD1	2.40	0.57
1:C:184:VAL:HG21	1:C:372:THR:HB	1.87	0.57
1:D:59:VAL:O	1:D:104:ALA:HB1	2.05	0.57
1:D:221:VAL:HG23	2:D:3430:NAD:O2N	2.05	0.57
1:D:78:VAL:HG11	1:D:107:ALA:HB1	1.86	0.57
1:B:265:GLY:N	1:B:266:PRO:HD2	2.19	0.56
1:C:146:VAL:HG23	1:C:147:GLY:N	2.19	0.56
1:D:30:ILE:CD1	1:D:421:ILE:HG12	2.34	0.56
1:C:37:VAL:HB	1:D:39:ILE:HB	1.87	0.56
1:B:215:ILE:HD12	1:B:236:VAL:HG13	1.87	0.56
1:F:336:ARG:O	1:F:336:ARG:HG2	2.04	0.56
1:E:297:PRO:HD2	1:E:318:VAL:O	2.06	0.56

Continued on next page...

Continued from previous page...

Atom-1	Atom-2	Interatomic distance (Å)	Clash overlap (Å)
1:E:342:PRO:HD3	1:E:399:MET:HB3	1.88	0.56
1:F:143:ALA:HB1	1:F:144:PRO:HD2	1.87	0.56
1:A:68:TYR:HB3	1:A:104:ALA:HB2	1.87	0.56
1:A:74:PHE:HB2	1:A:147:GLY:HA3	1.88	0.56
1:C:143:ALA:HB1	1:C:144:PRO:HD2	1.87	0.56
1:C:213:VAL:HG11	1:C:229:LEU:HD23	1.87	0.56
1:D:61:HIS:HD2	1:D:91:THR:OG1	1.89	0.56
1:F:289:LYS:HG2	1:F:311:LEU:HB2	1.88	0.56
1:A:198:ARG:NH1	1:A:232:MET:HE3	2.20	0.56
1:B:79:THR:HG23	1:B:82:ASP:OD2	2.05	0.56
1:C:187:TYR:HE1	1:C:373:ARG:HD3	1.71	0.56
1:C:288:PHE:HZ	1:C:303:VAL:HG13	1.71	0.56
1:F:99:LEU:O	1:F:410:ARG:NH2	2.39	0.56
1:D:69:LYS:O	1:D:103:GLY:HA2	2.06	0.56
1:E:205:TRP:CZ3	1:E:211:LYS:HG2	2.41	0.56
1:F:230:GLU:HG2	1:F:254:VAL:CG2	2.36	0.56
1:B:175:LYS:HE2	1:B:180:TRP:O	2.06	0.56
1:B:263:LEU:O	1:B:264:THR:HG22	2.06	0.56
1:C:404:ILE:HG22	1:C:408:LEU:HD23	1.87	0.56
1:A:66:GLY:HA3	1:A:100:PRO:O	2.06	0.56
1:A:265:GLY:N	1:A:266:PRO:HD2	2.20	0.56
1:D:219:GLY:HA3	2:D:3430:NAD:O5B	2.05	0.56
1:C:230:GLU:HG2	1:C:254:VAL:HG21	1.86	0.55
1:A:198:ARG:HA	1:A:208:ILE:HD12	1.87	0.55
1:B:245:VAL:HG12	1:B:246:ALA:N	2.21	0.55
1:E:175:LYS:HE2	1:E:180:TRP:HB2	1.87	0.55
1:E:76:PRO:O	1:E:109:ARG:HG3	2.06	0.55
1:E:10:VAL:HG13	1:E:89:LEU:HD21	1.89	0.55
1:A:198:ARG:O	1:A:202:LYS:HG3	2.06	0.55
1:A:73:ARG:HG2	1:A:146:VAL:HG22	1.89	0.55
1:E:208:ILE:O	1:E:211:LYS:HB2	2.06	0.55
1:A:10:VAL:HG21	1:A:85:ALA:HB1	1.89	0.55
1:B:245:VAL:HG12	1:B:246:ALA:H	1.71	0.55
1:E:171:VAL:HG13	1:E:172:PHE:HD1	1.70	0.55
1:A:385:GLU:OE1	1:A:389:LYS:HE3	2.06	0.55
1:A:69:LYS:HG2	1:A:101:TYR:CD1	2.41	0.55
1:B:99:LEU:HD11	1:B:352:ILE:HA	1.89	0.55
1:A:189:THR:O	1:A:193:VAL:HG23	2.07	0.55
1:A:198:ARG:HH11	1:A:232:MET:HE3	1.71	0.55
1:B:308:ASN:C	1:B:308:ASN:HD22	2.11	0.55
1:C:228:TRP:O	1:C:232:MET:HG3	2.07	0.55

Continued on next page...

Continued from previous page...

Atom-1	Atom-2	Interatomic distance (Å)	Clash overlap (Å)
1:A:157:VAL:CG2	1:A:172:PHE:HB2	2.36	0.54
1:E:230:GLU:HG3	1:E:231:LYS:HD2	1.89	0.54
1:C:287:ILE:HA	1:C:290:LEU:HD13	1.88	0.54
1:C:64:VAL:HG12	1:C:420:TRP:CZ3	2.42	0.54
1:D:171:VAL:HG13	1:D:172:PHE:CD1	2.32	0.54
1:F:273:THR:HG23	1:F:278:ALA:O	2.07	0.54
1:F:319:GLU:HG2	1:F:324:PRO:CG	2.37	0.54
1:F:390:ARG:NH2	1:F:405:VAL:HG11	2.21	0.54
1:A:264:THR:CG2	1:A:267:ALA:CB	2.85	0.54
1:A:93:LYS:HE2	1:A:348:ALA:HA	1.89	0.54
1:D:64:VAL:HG11	1:D:415:MET:HG2	1.89	0.54
1:F:75:HIS:HB3	1:F:78:VAL:HG23	1.88	0.54
1:A:418:ARG:HH22	1:C:167:ASN:HD21	1.54	0.54
1:C:125:ARG:HG2	1:C:159:GLU:HB2	1.89	0.54
1:C:197:THR:HB	1:C:318:VAL:HG21	1.89	0.54
1:D:96:LEU:HD23	1:D:96:LEU:O	2.06	0.54
1:E:92:LEU:HD22	1:E:408:LEU:CD2	2.38	0.54
1:A:264:THR:HG23	1:A:267:ALA:H	1.73	0.54
1:B:199:GLU:O	1:B:203:LYS:HG3	2.07	0.54
1:B:245:VAL:HB	1:B:281:VAL:HG13	1.90	0.54
1:B:265:GLY:H	1:B:266:PRO:HD2	1.72	0.54
1:D:193:VAL:O	1:D:197:THR:HG22	2.08	0.54
1:C:110:VAL:HG22	1:C:111:ASP:N	2.23	0.54
1:D:203:LYS:HE2	1:D:385:GLU:OE2	2.06	0.54
1:D:47:ASP:HB3	1:D:118:ARG:NE	2.23	0.54
1:D:167:ASN:ND2	1:E:418:ARG:NH2	2.53	0.54
1:D:352:ILE:HG22	1:D:376:LEU:HD12	1.90	0.54
1:E:264:THR:HG23	1:E:265:GLY:N	2.23	0.54
1:F:219:GLY:HA3	2:F:5430:NAD:O5B	2.08	0.54
1:A:145:ASP:OD1	1:A:146:VAL:HG13	2.08	0.54
1:C:245:VAL:HG12	1:C:246:ALA:H	1.72	0.54
1:D:265:GLY:N	1:D:266:PRO:HD2	2.22	0.54
1:E:189:THR:O	1:E:193:VAL:HG23	2.07	0.54
1:D:151:GLN:HE22	1:E:417:ILE:HG23	1.73	0.54
1:F:27:PHE:O	1:F:31:LEU:HB2	2.08	0.54
1:F:225:THR:O	1:F:229:LEU:HB2	2.07	0.54
1:B:305:ARG:N	1:B:308:ASN:HD21	2.06	0.54
1:D:301:GLU:CD	1:D:301:GLU:H	2.11	0.54
1:B:36:ARG:HG3	1:E:38:LEU:HD21	1.90	0.54
1:A:294:ILE:HG12	1:A:316:LEU:HD23	1.90	0.53
1:D:264:THR:HG23	1:D:266:PRO:CD	2.38	0.53

Continued on next page...

Continued from previous page...

Atom-1	Atom-2	Interatomic distance (Å)	Clash overlap (Å)
1:D:418:ARG:HH22	1:F:167:ASN:HD21	1.55	0.53
1:C:33:ARG:HB3	1:D:41:ASN:ND2	2.23	0.53
1:A:198:ARG:HD3	1:A:232:MET:HE2	1.90	0.53
1:D:78:VAL:HG11	1:D:107:ALA:CB	2.37	0.53
1:E:57:TYR:CZ	1:E:107:ALA:HB3	2.43	0.53
1:F:287:ILE:N	1:F:287:ILE:HD13	2.20	0.53
1:A:110:VAL:HG22	1:A:111:ASP:N	2.23	0.53
1:C:303:VAL:HG12	1:C:304:ILE:HG13	1.91	0.53
1:A:377:GLU:O	1:A:381:VAL:HG23	2.09	0.53
1:D:72:VAL:HG12	1:D:143:ALA:O	2.08	0.53
1:C:175:LYS:HZ3	1:C:361:ASN:HD21	1.57	0.53
1:D:35:ARG:HH11	1:D:63:ASP:HB2	1.74	0.53
1:D:41:ASN:OD1	1:D:55:GLU:HG2	2.09	0.53
1:D:74:PHE:O	1:D:147:GLY:HA3	2.09	0.53
1:B:40:VAL:HG12	1:E:36:ARG:HG3	1.91	0.53
1:F:264:THR:O	1:F:268:LEU:HG	2.08	0.53
1:C:310:GLY:O	1:C:311:LEU:HD23	2.08	0.53
1:F:209:GLU:HB3	1:F:233:GLY:HA3	1.90	0.53
1:F:264:THR:HG21	1:F:267:ALA:N	2.15	0.53
1:A:26:ASP:O	1:A:30:ILE:HG13	2.09	0.53
1:A:86:LEU:HB3	1:A:105:LYS:HE3	1.91	0.53
1:A:30:ILE:HD11	1:A:421:ILE:CG2	2.39	0.52
1:B:213:VAL:HG11	1:B:229:LEU:HD23	1.91	0.52
1:D:198:ARG:HD3	1:D:232:MET:SD	2.49	0.52
1:F:159:GLU:O	1:F:163:ILE:HG13	2.09	0.52
1:A:264:THR:OG1	1:A:266:PRO:HD2	2.10	0.52
1:B:75:HIS:CG	1:B:76:PRO:HD2	2.44	0.52
1:C:157:VAL:HG22	1:C:172:PHE:HB2	1.91	0.52
1:C:26:ASP:O	1:C:29:LYS:HB2	2.08	0.52
1:A:239:VAL:HG23	1:A:239:VAL:O	2.09	0.52
1:C:51:PHE:CE1	1:D:30:ILE:HG12	2.44	0.52
1:E:191:PHE:O	1:E:195:VAL:HG23	2.09	0.52
1:C:260:ASN:O	1:C:263:LEU:HB2	2.09	0.52
1:E:209:GLU:HB3	1:E:233:GLY:CA	2.33	0.52
1:C:140:ASP:O	1:C:142:PRO:HD3	2.09	0.52
1:E:171:VAL:HG13	1:E:172:PHE:CD1	2.45	0.52
1:F:326:THR:HG23	1:F:327:PRO:HD2	1.92	0.52
1:A:342:PRO:HD3	1:A:399:MET:HB3	1.92	0.52
1:C:38:LEU:HG	1:C:134:LEU:HD22	1.90	0.52
1:D:303:VAL:HG12	1:D:304:ILE:HG13	1.92	0.52
1:E:146:VAL:HG23	1:E:147:GLY:H	1.75	0.52

Continued on next page...

Continued from previous page...

Atom-1	Atom-2	Interatomic distance (Å)	Clash overlap (Å)
1:E:158:ASP:OD1	1:F:418:ARG:HD3	2.09	0.52
1:E:73:ARG:HG2	1:E:146:VAL:HG22	1.91	0.52
1:B:238:ALA:HA	1:B:246:ALA:O	2.09	0.52
1:B:281:VAL:O	1:B:281:VAL:HG22	2.10	0.52
1:D:75:HIS:HB3	1:D:78:VAL:HG23	1.92	0.52
1:E:125:ARG:HD3	1:E:159:GLU:OE1	2.09	0.52
1:E:241:ASP:OD2	1:E:266:PRO:HD3	2.10	0.52
1:E:377:GLU:O	1:E:381:VAL:HG23	2.09	0.52
1:B:268:LEU:O	1:B:268:LEU:HD23	2.09	0.52
1:C:390:ARG:O	1:C:390:ARG:HD2	2.10	0.52
1:D:271:LEU:HD23	1:D:271:LEU:O	2.10	0.52
1:F:215:ILE:O	1:F:239:VAL:HA	2.09	0.52
1:C:245:VAL:HG12	1:C:246:ALA:N	2.25	0.52
1:E:395:LYS:HD3	1:E:395:LYS:O	2.09	0.52
1:F:50:GLY:O	1:F:51:PHE:HB2	2.09	0.52
1:F:58:ARG:HG3	1:F:60:GLN:HE21	1.74	0.52
1:C:98:GLY:HA2	1:C:410:ARG:NH1	2.25	0.51
1:B:168:VAL:O	1:B:171:VAL:HG12	2.11	0.51
1:C:244:GLY:HA3	1:C:280:PHE:CE2	2.42	0.51
1:C:243:ASN:HD21	1:C:269:VAL:HB	1.74	0.51
1:D:30:ILE:HD11	1:D:421:ILE:HG12	1.92	0.51
1:B:212:THR:OG1	1:B:293:ASP:HB2	2.11	0.51
1:B:304:ILE:HG21	1:B:333:LEU:HD11	1.91	0.51
1:B:96:LEU:HD13	1:B:96:LEU:O	2.10	0.51
1:C:284:PRO:O	1:C:287:ILE:HG12	2.09	0.51
1:B:35:ARG:HB2	1:B:61:HIS:O	2.11	0.51
1:D:325:THR:HG21	1:D:330:GLU:HG2	1.93	0.51
1:E:35:ARG:HB2	1:E:61:HIS:O	2.11	0.51
1:E:63:ASP:O	1:E:64:VAL:HG13	2.10	0.51
1:A:198:ARG:HD3	1:A:232:MET:CE	2.40	0.51
1:B:74:PHE:HB2	1:B:147:GLY:HA3	1.91	0.51
1:B:212:THR:HG22	1:B:237:ILE:HD13	1.92	0.51
1:B:379:ILE:HG22	1:B:383:ASN:HD21	1.75	0.51
1:A:418:ARG:NH2	1:C:167:ASN:HD22	2.04	0.51
1:A:194:ALA:O	1:A:197:THR:HG22	2.10	0.51
1:B:260:ASN:ND2	1:B:263:LEU:HD23	2.26	0.51
1:C:178:GLU:CD	1:C:178:GLU:H	2.14	0.51
1:D:238:ALA:HA	1:D:246:ALA:O	2.10	0.51
1:D:258:GLN:O	1:D:261:LYS:HD2	2.09	0.51
1:D:330:GLU:CD	1:D:400:ARG:HH21	2.14	0.51
1:F:72:VAL:HG21	1:F:127:TYR:CE2	2.46	0.51

Continued on next page...

Continued from previous page...

Atom-1	Atom-2	Interatomic distance (Å)	Clash overlap (Å)
1:B:99:LEU:HD22	1:B:355:TYR:CD2	2.46	0.51
1:E:335:GLU:HG3	1:E:335:GLU:O	2.11	0.51
1:A:27:PHE:CE1	1:A:408:LEU:HD12	2.46	0.51
1:C:247:TYR:O	1:C:248:ARG:HB2	2.11	0.51
1:E:280:PHE:CE1	1:E:282:LYS:HG3	2.46	0.51
1:A:264:THR:HG22	1:A:267:ALA:HB3	1.93	0.51
1:C:205:TRP:CE3	1:C:211:LYS:HE3	2.45	0.51
1:D:75:HIS:CE1	1:D:77:GLU:HB2	2.45	0.51
1:F:142:PRO:HB2	1:F:172:PHE:CD2	2.46	0.51
1:A:64:VAL:HG13	1:A:420:TRP:CH2	2.46	0.51
1:B:285:ASP:HA	1:B:288:PHE:HE2	1.76	0.51
1:B:46:LEU:HB3	1:B:119:GLU:OE2	2.11	0.51
1:C:326:THR:HG22	1:C:328:GLU:H	1.75	0.51
1:C:393:ARG:HA	1:C:393:ARG:NE	2.26	0.51
1:D:75:HIS:HB3	1:D:78:VAL:CG2	2.41	0.51
1:F:148:THR:HA	1:F:152:ILE:HD12	1.93	0.51
1:A:316:LEU:HD12	1:A:339:VAL:CG2	2.39	0.50
1:A:348:ALA:O	1:A:352:ILE:HG13	2.10	0.50
1:B:205:TRP:HZ2	1:B:315:ARG:HG3	1.76	0.50
1:B:342:PRO:CD	1:B:399:MET:HB3	2.40	0.50
1:D:342:PRO:CD	1:D:399:MET:HB3	2.41	0.50
1:E:352:ILE:O	1:E:355:TYR:HB3	2.11	0.50
1:A:64:VAL:HG11	1:A:415:MET:HG3	1.91	0.50
1:B:146:VAL:HG23	1:B:147:GLY:H	1.74	0.50
1:B:99:LEU:HD13	1:B:355:TYR:HB2	1.92	0.50
1:B:397:TRP:CH2	1:B:405:VAL:HG21	2.46	0.50
1:D:132:ALA:N	1:D:133:PRO:HD2	2.26	0.50
1:D:167:ASN:HD21	1:E:418:ARG:NH2	1.96	0.50
1:E:228:TRP:O	1:E:232:MET:HG3	2.11	0.50
1:A:265:GLY:H	1:A:266:PRO:HD2	1.76	0.50
1:A:333:LEU:HD22	1:A:338:VAL:HG11	1.94	0.50
1:A:216:GLN:HE22	1:A:303:VAL:HG21	1.76	0.50
1:D:215:ILE:O	1:D:239:VAL:HA	2.12	0.50
1:C:344:ILE:HD12	1:C:344:ILE:H	1.77	0.50
1:F:21:GLY:HA3	1:F:23:PHE:CE1	2.47	0.50
1:A:135:ILE:HG22	1:A:140:ASP:HB3	1.92	0.50
1:C:13:TYR:CE2	1:C:404:ILE:HD11	2.46	0.50
1:E:326:THR:HG22	1:E:328:GLU:H	1.77	0.50
1:D:159:GLU:OE2	1:D:162:LYS:HD3	2.12	0.50
1:E:68:TYR:HB3	1:E:104:ALA:HB2	1.94	0.50
1:C:264:THR:CG2	1:C:265:GLY:N	2.75	0.50

Continued on next page...

Continued from previous page...

Atom-1	Atom-2	Interatomic distance (Å)	Clash overlap (Å)
1:F:169:PRO:HB3	1:F:180:TRP:CE3	2.47	0.50
1:B:73:ARG:HB3	1:B:146:VAL:HG21	1.94	0.49
1:C:142:PRO:HB2	1:C:172:PHE:CE2	2.47	0.49
1:F:203:LYS:HD2	1:F:385:GLU:OE2	2.11	0.49
1:D:148:THR:HA	1:D:152:ILE:CD1	2.41	0.49
1:A:392:GLN:HG2	1:A:392:GLN:O	2.12	0.49
1:B:345:LEU:HD21	1:B:384:VAL:HG22	1.94	0.49
1:E:96:LEU:HD11	1:E:403:ALA:HB1	1.94	0.49
1:A:404:ILE:O	1:A:408:LEU:HD23	2.12	0.49
1:B:121:GLU:HG3	1:B:155:TRP:CE2	2.47	0.49
1:B:244:GLY:HA3	1:B:282:LYS:HA	1.94	0.49
1:B:246:ALA:HB1	1:B:252:LEU:HD11	1.93	0.49
1:E:169:PRO:HB3	1:E:180:TRP:CE3	2.47	0.49
1:F:169:PRO:O	1:F:175:LYS:HE3	2.12	0.49
1:F:141:ILE:HG21	1:F:173:THR:HG23	1.94	0.49
1:F:239:VAL:HG23	1:F:239:VAL:O	2.11	0.49
1:A:75:HIS:HB3	1:A:78:VAL:CG2	2.40	0.49
1:C:73:ARG:HB3	1:C:146:VAL:CG2	2.42	0.49
1:E:72:VAL:HG12	1:E:143:ALA:O	2.13	0.49
1:F:63:ASP:C	1:F:64:VAL:HG22	2.32	0.49
1:B:209:GLU:HA	1:B:233:GLY:O	2.12	0.49
1:C:301:GLU:CD	1:C:301:GLU:H	2.16	0.49
1:D:239:VAL:O	1:D:239:VAL:HG23	2.13	0.49
1:E:205:TRP:CE3	1:E:211:LYS:HG2	2.48	0.49
1:F:247:TYR:O	1:F:278:ALA:HB1	2.11	0.49
1:F:319:GLU:HG2	1:F:324:PRO:HG2	1.94	0.49
1:B:96:LEU:HB2	1:B:407:ALA:HB2	1.95	0.49
1:C:359:VAL:O	1:C:363:GLN:HG2	2.13	0.49
1:F:348:ALA:O	1:F:352:ILE:HG13	2.13	0.49
1:F:64:VAL:HG11	1:F:415:MET:HG3	1.94	0.49
1:C:43:PRO:HB2	1:C:51:PHE:CZ	2.48	0.49
1:D:14:VAL:O	1:D:18:VAL:HG23	2.13	0.49
1:D:219:GLY:O	1:D:223:ARG:HB2	2.13	0.49
1:D:42:ILE:N	1:D:42:ILE:HD13	2.28	0.49
1:D:287:ILE:H	1:D:287:ILE:CD1	2.26	0.49
1:F:7:LEU:HA	1:F:85:ALA:HB2	1.95	0.49
1:A:216:GLN:HB3	1:A:297:PRO:HA	1.95	0.49
1:B:110:VAL:HG21	1:B:115:LEU:HD11	1.93	0.49
1:B:13:TYR:CZ	1:B:404:ILE:HG12	2.48	0.48
1:E:263:LEU:O	1:E:264:THR:HG22	2.13	0.48
1:F:263:LEU:O	1:F:267:ALA:HB3	2.12	0.48

Continued on next page...

Continued from previous page...

Atom-1	Atom-2	Interatomic distance (Å)	Clash overlap (Å)
1:D:146:VAL:HG23	1:D:147:GLY:H	1.77	0.48
1:E:63:ASP:C	1:E:64:VAL:HG22	2.33	0.48
1:F:62:CYS:SG	1:F:64:VAL:HG22	2.53	0.48
1:A:145:ASP:OD1	1:A:146:VAL:N	2.36	0.48
1:A:6:PHE:O	1:A:9:TYR:HB3	2.13	0.48
1:C:319:GLU:HB3	1:C:343:ASP:HB3	1.94	0.48
1:D:237:ILE:HG13	1:D:238:ALA:N	2.28	0.48
1:E:16:LYS:HE3	1:E:20:LEU:HD11	1.95	0.48
1:F:295:PHE:HE2	1:F:304:ILE:HD11	1.79	0.48
1:E:72:VAL:HA	1:E:106:GLY:O	2.13	0.48
1:A:243:ASN:CG	1:A:244:GLY:H	2.16	0.48
1:A:315:ARG:HB3	1:A:315:ARG:HH11	1.78	0.48
1:B:264:THR:CG2	1:B:267:ALA:H	2.26	0.48
1:C:199:GLU:O	1:C:203:LYS:HD3	2.13	0.48
1:E:12:ASN:HA	1:E:15:LYS:HE3	1.96	0.48
1:F:308:ASN:HA	1:F:311:LEU:HD21	1.96	0.48
1:B:116:SER:OG	1:B:119:GLU:HG3	2.13	0.48
1:B:16:LYS:O	1:B:20:LEU:HG	2.13	0.48
1:C:283:ASN:HD22	1:C:284:PRO:CD	2.24	0.48
1:E:79:THR:HG22	1:E:82:ASP:OD2	2.13	0.48
1:F:287:ILE:CD1	1:F:287:ILE:H	2.23	0.48
1:D:330:GLU:OE2	1:D:340:VAL:HB	2.14	0.48
1:D:57:TYR:OH	1:D:78:VAL:HG12	2.14	0.48
1:D:79:THR:HG22	1:D:82:ASP:OD2	2.13	0.48
1:E:265:GLY:H	1:E:266:PRO:HD2	1.79	0.48
1:F:215:ILE:HG12	1:F:296:VAL:HB	1.96	0.48
1:F:240:SER:CB	1:F:245:VAL:HG22	2.42	0.48
1:B:12:ASN:O	1:B:16:LYS:HB2	2.14	0.48
1:C:216:GLN:HG3	1:C:287:ILE:CD1	2.44	0.48
1:C:230:GLU:HG2	1:C:254:VAL:CG2	2.43	0.48
1:A:7:LEU:CD2	1:A:11:LEU:HG	2.44	0.48
1:C:205:TRP:CZ3	1:C:211:LYS:HG2	2.49	0.48
1:F:184:VAL:HG12	1:F:184:VAL:O	2.13	0.48
1:C:213:VAL:HG11	1:C:229:LEU:CD2	2.43	0.48
1:E:253:ASN:ND2	1:E:256:LEU:HG	2.28	0.48
1:B:110:VAL:HG22	1:B:111:ASP:N	2.29	0.47
1:B:145:ASP:O	1:B:146:VAL:C	2.52	0.47
1:D:289:LYS:CD	1:D:311:LEU:HD22	2.44	0.47
1:E:167:ASN:HD21	1:F:418:ARG:HH22	1.62	0.47
1:A:241:ASP:CB	1:A:269:VAL:HG21	2.45	0.47
1:A:94:ASN:N	1:A:94:ASN:HD22	2.10	0.47

Continued on next page...

Continued from previous page...

Atom-1	Atom-2	Interatomic distance (Å)	Clash overlap (Å)
1:B:35:ARG:HD2	1:B:68:TYR:OH	2.14	0.47
1:B:62:CYS:SG	1:B:64:VAL:HG22	2.54	0.47
1:C:340:VAL:CG2	1:C:340:VAL:O	2.60	0.47
1:E:303:VAL:HG13	1:E:304:ILE:HG13	1.97	0.47
1:F:140:ASP:O	1:F:142:PRO:HD3	2.14	0.47
1:C:305:ARG:O	1:C:309:ALA:HB2	2.15	0.47
1:D:342:PRO:HD3	1:D:399:MET:CB	2.41	0.47
1:E:111:ASP:OD2	1:E:114:LYS:HD3	2.14	0.47
1:A:124:SER:OG	1:A:152:ILE:HG23	2.15	0.47
1:B:265:GLY:O	1:B:269:VAL:HG23	2.14	0.47
1:B:75:HIS:O	1:B:78:VAL:HG23	2.13	0.47
1:E:213:VAL:HG11	1:E:229:LEU:HD23	1.96	0.47
1:E:265:GLY:O	1:E:268:LEU:HB2	2.15	0.47
1:A:200:MET:CE	1:A:384:VAL:HG13	2.44	0.47
1:C:292:VAL:O	1:C:314:ALA:HA	2.13	0.47
1:D:212:THR:HG23	1:D:293:ASP:N	2.26	0.47
1:E:283:ASN:HD22	1:E:284:PRO:HD2	1.80	0.47
1:B:39:ILE:HB	1:E:37:VAL:HB	1.95	0.47
1:E:73:ARG:HG2	1:E:146:VAL:CG2	2.45	0.47
1:A:179:LEU:HD11	1:B:418:ARG:CD	2.44	0.47
1:B:231:LYS:N	1:B:231:LYS:HD2	2.29	0.47
1:D:305:ARG:HA	1:D:326:THR:HB	1.97	0.47
1:E:167:ASN:ND2	1:F:418:ARG:HH22	2.13	0.47
1:B:301:GLU:OE1	1:B:301:GLU:N	2.38	0.47
1:D:61:HIS:CE1	1:D:88:ILE:HG12	2.49	0.47
1:E:75:HIS:CG	1:E:76:PRO:HD2	2.50	0.47
1:F:69:LYS:CD	1:F:141:ILE:HB	2.44	0.47
1:C:14:VAL:O	1:C:18:VAL:HG23	2.14	0.47
1:E:394:GLU:HG2	1:E:397:TRP:CZ2	2.50	0.47
1:F:289:LYS:HE3	1:F:311:LEU:HD13	1.94	0.47
1:B:73:ARG:HB3	1:B:146:VAL:CG2	2.45	0.47
1:C:116:SER:O	1:C:120:LEU:HB2	2.14	0.47
1:D:283:ASN:HD22	1:D:284:PRO:HD2	1.80	0.47
1:A:245:VAL:H	1:A:281:VAL:HG12	1.79	0.47
1:A:78:VAL:HG11	1:A:107:ALA:HB1	1.95	0.47
1:B:248:ARG:HH21	1:B:276:ASP:CG	2.18	0.47
1:B:328:GLU:O	1:B:332:ILE:HG13	2.14	0.47
1:E:142:PRO:HB2	1:E:172:PHE:CE2	2.50	0.47
1:F:375:ARG:O	1:F:379:ILE:HG13	2.15	0.47
1:F:61:HIS:HD2	1:F:91:THR:OG1	1.98	0.47
1:B:171:VAL:HG13	1:B:172:PHE:HD1	1.79	0.46

Continued on next page...

Continued from previous page...

Atom-1	Atom-2	Interatomic distance (Å)	Clash overlap (Å)
1:C:216:GLN:HB3	1:C:297:PRO:HA	1.96	0.46
1:C:64:VAL:HG23	1:C:65:LEU:HG	1.96	0.46
1:E:66:GLY:HA3	1:E:100:PRO:O	2.15	0.46
1:B:230:GLU:HG3	1:B:231:LYS:HD2	1.97	0.46
1:C:175:LYS:NZ	1:C:361:ASN:ND2	2.50	0.46
1:E:6:PHE:O	1:E:9:TYR:HB3	2.15	0.46
1:F:271:LEU:HD13	1:F:275:LYS:HB2	1.97	0.46
1:F:264:THR:HG23	1:F:266:PRO:CD	2.45	0.46
1:A:132:ALA:N	1:A:133:PRO:HD2	2.30	0.46
1:A:131:ILE:C	1:A:133:PRO:HD2	2.34	0.46
1:A:260:ASN:HB3	1:A:263:LEU:HD23	1.97	0.46
1:E:241:ASP:O	1:E:284:PRO:HB3	2.15	0.46
1:A:114:LYS:HG3	1:A:114:LYS:O	2.15	0.46
1:B:132:ALA:N	1:B:133:PRO:HD2	2.31	0.46
1:B:174:SER:H	1:B:357:GLU:CD	2.19	0.46
1:C:169:PRO:HB3	1:C:180:TRP:CE3	2.50	0.46
1:D:252:LEU:HD22	1:D:272:PHE:CD1	2.51	0.46
1:F:216:GLN:HE22	1:F:303:VAL:CG1	2.28	0.46
1:E:121:GLU:HG3	1:E:155:TRP:CD2	2.51	0.46
1:B:30:ILE:CD1	1:B:421:ILE:HG12	2.45	0.46
1:B:371:GLU:HA	1:B:371:GLU:OE1	2.16	0.46
1:C:35:ARG:HD2	1:C:68:TYR:OH	2.16	0.46
1:D:284:PRO:O	1:D:287:ILE:HD11	2.16	0.46
1:E:343:ASP:OD1	1:E:344:ILE:CD1	2.63	0.46
1:F:243:ASN:HD21	1:F:269:VAL:HB	1.81	0.46
1:B:239:VAL:HG21	1:B:272:PHE:CE2	2.51	0.46
1:B:27:PHE:CE1	1:B:412:TYR:HB2	2.51	0.46
1:C:169:PRO:O	1:C:175:LYS:HE3	2.16	0.46
1:C:64:VAL:HG12	1:C:420:TRP:CH2	2.51	0.46
1:F:418:ARG:HD2	1:F:420:TRP:NE1	2.31	0.46
1:D:343:ASP:N	1:D:343:ASP:OD1	2.49	0.46
1:E:157:VAL:HG22	1:E:172:PHE:HB2	1.98	0.46
1:A:343:ASP:HB2	1:A:347:ASN:HD21	1.80	0.46
1:C:153:MET:O	1:C:157:VAL:HG23	2.16	0.46
1:A:383:ASN:O	1:A:387:VAL:HG23	2.15	0.45
1:C:326:THR:HG23	1:C:327:PRO:HD2	1.97	0.45
1:E:86:LEU:HD13	1:E:105:LYS:HE2	1.98	0.45
1:F:413:ASN:O	1:F:417:ILE:HG13	2.16	0.45
1:B:253:ASN:ND2	1:B:256:LEU:CG	2.74	0.45
1:D:370:GLU:O	1:D:374:LYS:HG3	2.16	0.45
1:E:10:VAL:O	1:E:14:VAL:HG23	2.16	0.45

Continued on next page...

Continued from previous page...

Atom-1	Atom-2	Interatomic distance (Å)	Clash overlap (Å)
1:F:216:GLN:HE22	1:F:303:VAL:HG13	1.81	0.45
1:A:146:VAL:HG23	1:A:147:GLY:N	2.31	0.45
1:B:121:GLU:HG3	1:B:155:TRP:CD1	2.52	0.45
1:B:217:GLY:O	1:B:222:GLY:HA3	2.16	0.45
1:B:197:THR:CB	1:B:318:VAL:HG21	2.43	0.45
1:C:279:GLU:N	1:C:279:GLU:OE1	2.49	0.45
1:F:264:THR:HG23	1:F:266:PRO:N	2.31	0.45
1:F:27:PHE:HA	1:F:421:ILE:HD13	1.98	0.45
1:B:315:ARG:H	1:B:315:ARG:HG2	1.49	0.45
1:B:59:VAL:HG11	1:B:84:VAL:HA	1.99	0.45
1:F:264:THR:HG23	1:F:265:GLY:C	2.37	0.45
1:F:47:ASP:OD1	1:F:118:ARG:NE	2.50	0.45
1:B:187:TYR:OH	1:B:369:GLU:OE1	2.33	0.45
1:B:289:LYS:HA	1:B:311:LEU:O	2.16	0.45
1:B:13:TYR:OH	1:B:404:ILE:HG12	2.16	0.45
1:C:343:ASP:OD1	1:C:344:ILE:N	2.50	0.45
1:C:30:ILE:HD11	1:C:421:ILE:HD11	1.99	0.45
1:D:143:ALA:HB1	1:D:144:PRO:HD2	1.98	0.45
1:D:184:VAL:HG21	1:D:372:THR:HB	1.98	0.45
1:F:171:VAL:HG13	1:F:172:PHE:HD1	1.81	0.45
1:F:223:ARG:HE	1:F:223:ARG:HB2	1.56	0.45
1:F:331:ARG:O	1:F:335:GLU:HG2	2.15	0.45
1:A:200:MET:HE1	1:A:384:VAL:HG13	1.98	0.45
1:B:367:TRP:HB3	1:B:371:GLU:HB3	1.97	0.45
1:B:60:GLN:HB3	1:B:68:TYR:CZ	2.51	0.45
1:B:78:VAL:HG12	1:B:79:THR:N	2.31	0.45
1:C:238:ALA:HB2	1:C:290:LEU:HD22	1.99	0.45
1:D:371:GLU:O	1:D:375:ARG:HG3	2.16	0.45
1:B:300:ILE:HB	1:B:301:GLU:OE1	2.17	0.45
1:E:132:ALA:N	1:E:133:PRO:HD2	2.31	0.45
1:E:292:VAL:O	1:E:314:ALA:HA	2.16	0.45
1:F:420:TRP:O	1:F:421:ILE:HG13	2.16	0.45
1:A:417:ILE:HG22	1:C:154:ALA:HB1	1.99	0.45
1:C:121:GLU:HG3	1:C:155:TRP:CD2	2.51	0.45
1:E:31:LEU:O	1:E:61:HIS:HE1	2.00	0.45
1:F:265:GLY:H	1:F:266:PRO:HD2	1.82	0.45
1:F:31:LEU:O	1:F:61:HIS:HE1	1.99	0.45
1:A:218:MET:CE	1:A:223:ARG:HA	2.46	0.45
1:A:73:ARG:CG	1:A:146:VAL:HG22	2.47	0.45
1:C:272:PHE:O	1:C:276:ASP:HB3	2.16	0.45
1:F:132:ALA:N	1:F:133:PRO:CD	2.79	0.45

Continued on next page...

Continued from previous page...

Atom-1	Atom-2	Interatomic distance (Å)	Clash overlap (Å)
1:F:200:MET:HE1	1:F:384:VAL:HG13	1.99	0.45
1:F:308:ASN:O	1:F:311:LEU:HG	2.17	0.45
1:A:31:LEU:O	1:A:61:HIS:CE1	2.69	0.45
1:B:214:ALA:HB3	1:B:292:VAL:HG21	1.99	0.45
1:B:64:VAL:HG11	1:B:415:MET:HG2	1.99	0.45
1:D:253:ASN:HD22	1:D:256:LEU:HG	1.80	0.45
1:E:26:ASP:O	1:E:30:ILE:HG12	2.17	0.45
1:C:227:TYR:CE1	1:C:231:LYS:HE3	2.52	0.44
1:D:58:ARG:HD2	1:D:105:LYS:O	2.17	0.44
1:E:57:TYR:CE1	1:E:107:ALA:HB3	2.52	0.44
1:F:98:GLY:HA2	1:F:410:ARG:NH1	2.33	0.44
1:B:191:PHE:CE2	1:B:377:GLU:HB2	2.52	0.44
1:C:241:ASP:HA	2:C:2430:NAD:N3A	2.32	0.44
1:C:246:ALA:HA	1:C:279:GLU:O	2.17	0.44
1:E:94:ASN:ND2	1:E:351:VAL:HG11	2.32	0.44
1:F:263:LEU:O	1:F:264:THR:HG22	2.18	0.44
1:A:205:TRP:CZ2	1:A:315:ARG:HG3	2.53	0.44
1:C:132:ALA:N	1:C:133:PRO:HD2	2.32	0.44
1:D:210:GLY:O	1:D:211:LYS:HD2	2.17	0.44
1:D:213:VAL:HG22	1:D:294:ILE:HB	1.98	0.44
1:A:31:LEU:HD23	1:A:31:LEU:HA	1.87	0.44
1:E:351:VAL:HG23	3:E:4442:HOH:O	2.17	0.44
1:E:356:LEU:O	1:E:360:GLU:HG3	2.16	0.44
1:A:73:ARG:O	1:A:107:ALA:HA	2.17	0.44
1:B:135:ILE:HA	1:B:140:ASP:HB3	1.99	0.44
1:B:145:ASP:OD1	1:B:146:VAL:N	2.51	0.44
1:F:248:ARG:NH1	1:F:248:ARG:HG3	2.28	0.44
1:C:245:VAL:HG21	1:C:286:ALA:HB3	2.00	0.44
1:C:64:VAL:CG1	1:C:420:TRP:CZ3	3.01	0.44
1:E:230:GLU:HG2	1:E:254:VAL:HG22	1.99	0.44
1:A:201:ALA:HB3	1:A:208:ILE:HB	1.99	0.44
1:A:230:GLU:HB3	1:A:254:VAL:HG21	1.99	0.44
1:B:12:ASN:OD1	1:B:15:LYS:HD3	2.17	0.44
1:B:184:VAL:HG21	1:B:372:THR:HB	2.00	0.44
1:D:73:ARG:HG2	1:D:146:VAL:HG22	2.00	0.44
1:E:194:ALA:HA	1:E:197:THR:CG2	2.47	0.44
1:F:182:ASN:HA	1:F:183:PRO:HD3	1.89	0.44
1:F:290:LEU:CD2	1:F:292:VAL:HG13	2.48	0.44
1:B:252:LEU:HD22	1:B:272:PHE:CD1	2.53	0.44
1:B:264:THR:HG23	1:B:265:GLY:N	2.32	0.44
1:B:308:ASN:HD22	1:B:309:ALA:N	2.15	0.44

Continued on next page...

Continued from previous page...

Atom-1	Atom-2	Interatomic distance (Å)	Clash overlap (Å)
1:C:204:LEU:HD11	1:C:339:VAL:HG21	1.99	0.44
1:C:291:ASP:HA	1:C:313:LYS:HB2	2.00	0.44
1:C:27:PHE:CZ	1:C:31:LEU:HD12	2.53	0.44
1:C:42:ILE:HD13	1:C:127:TYR:HA	2.00	0.44
1:C:40:VAL:HG12	1:D:36:ARG:HG3	2.00	0.44
1:D:84:VAL:O	1:D:88:ILE:HG13	2.18	0.44
1:E:248:ARG:HH11	1:E:250:GLU:HB2	1.83	0.44
1:B:71:GLY:HA2	1:B:143:ALA:O	2.17	0.43
1:B:96:LEU:HD13	1:B:96:LEU:C	2.38	0.43
1:D:333:LEU:O	1:D:338:VAL:HB	2.18	0.43
1:E:264:THR:HG23	1:E:267:ALA:H	1.82	0.43
1:F:191:PHE:O	1:F:195:VAL:HG23	2.18	0.43
1:A:356:LEU:O	1:A:360:GLU:HG3	2.18	0.43
1:A:73:ARG:NH2	1:A:78:VAL:HG22	2.33	0.43
1:B:247:TYR:HD2	1:B:279:GLU:OE2	2.01	0.43
1:C:237:ILE:HD11	1:C:292:VAL:CG1	2.43	0.43
1:D:168:VAL:HG12	1:D:171:VAL:HB	2.01	0.43
1:D:239:VAL:CG2	1:D:246:ALA:HB3	2.48	0.43
1:E:140:ASP:O	1:E:142:PRO:HD3	2.17	0.43
1:E:215:ILE:N	1:E:215:ILE:HD12	2.33	0.43
1:E:345:LEU:HD13	1:E:387:VAL:HG21	2.01	0.43
1:B:305:ARG:HB2	1:B:305:ARG:HE	1.66	0.43
1:C:356:LEU:O	1:C:360:GLU:HG3	2.18	0.43
1:D:241:ASP:O	1:D:284:PRO:HB3	2.18	0.43
1:E:12:ASN:HA	1:E:15:LYS:CE	2.48	0.43
1:E:302:ASN:N	1:E:302:ASN:HD22	2.17	0.43
1:E:368:ASP:OD1	1:E:371:GLU:HB2	2.18	0.43
1:C:174:SER:H	1:C:357:GLU:CD	2.22	0.43
1:C:188:ALA:HB2	1:C:353:MET:HG3	2.00	0.43
1:E:188:ALA:CB	1:E:353:MET:HG3	2.46	0.43
1:E:394:GLU:HG2	1:E:397:TRP:CE2	2.53	0.43
1:A:144:PRO:CD	1:A:174:SER:HB3	2.48	0.43
1:A:171:VAL:HG13	1:A:172:PHE:CD1	2.53	0.43
1:A:243:ASN:OD1	1:A:266:PRO:HA	2.18	0.43
1:C:256:LEU:O	1:C:260:ASN:HB2	2.18	0.43
1:D:282:LYS:O	1:D:283:ASN:HB2	2.17	0.43
1:D:94:ASN:HD21	1:D:351:VAL:HG11	1.82	0.43
1:D:355:TYR:O	1:D:359:VAL:HG23	2.17	0.43
1:E:42:ILE:O	1:E:42:ILE:HG12	2.19	0.43
1:B:66:GLY:HA3	1:B:100:PRO:O	2.19	0.43
1:B:13:TYR:CE1	1:B:404:ILE:HG12	2.54	0.43

Continued on next page...

Continued from previous page...

Atom-1	Atom-2	Interatomic distance (Å)	Clash overlap (Å)
1:B:188:ALA:CB	1:B:353:MET:HG3	2.47	0.43
1:B:408:LEU:HA	1:B:408:LEU:HD12	1.85	0.43
1:C:139:VAL:HG22	1:C:140:ASP:N	2.34	0.43
1:C:182:ASN:HA	1:C:183:PRO:HD3	1.89	0.43
1:C:219:GLY:O	1:C:223:ARG:HB2	2.19	0.43
1:D:62:CYS:O	1:D:102:GLY:HA3	2.18	0.43
1:D:297:PRO:HD2	1:D:318:VAL:O	2.19	0.43
1:D:35:ARG:NH1	1:D:63:ASP:HB2	2.34	0.43
1:D:75:HIS:ND1	1:D:76:PRO:HD2	2.34	0.43
1:F:141:ILE:N	1:F:141:ILE:HD12	2.34	0.43
1:B:240:SER:O	1:B:241:ASP:HB2	2.17	0.43
1:B:63:ASP:O	1:B:420:TRP:CH2	2.72	0.43
1:C:265:GLY:N	1:C:266:PRO:HD2	2.34	0.43
1:E:143:ALA:HB1	1:E:144:PRO:CD	2.49	0.43
1:E:226:ALA:HB1	1:E:236:VAL:HG11	2.01	0.43
1:E:75:HIS:HB3	1:E:78:VAL:CG2	2.48	0.43
1:B:263:LEU:O	1:B:264:THR:O	2.36	0.43
1:C:176:PRO:HA	1:C:177:PRO:HD3	1.91	0.43
1:D:404:ILE:HG22	1:D:408:LEU:HD23	2.00	0.43
1:E:334:TYR:HE2	1:E:340:VAL:HG22	1.83	0.43
1:D:248:ARG:HD2	1:D:277:ASN:OD1	2.19	0.43
1:F:229:LEU:HD12	1:F:229:LEU:HA	1.88	0.43
1:F:253:ASN:HD22	1:F:256:LEU:HG	1.84	0.43
1:A:64:VAL:HG11	1:A:415:MET:CG	2.49	0.43
1:B:44:VAL:HG13	1:B:122:GLU:HG2	2.00	0.43
1:E:69:LYS:HD2	1:E:141:ILE:O	2.19	0.43
1:F:230:GLU:HB3	1:F:254:VAL:HG21	2.00	0.43
1:F:342:PRO:CD	1:F:399:MET:HB3	2.46	0.43
1:B:332:ILE:HG22	1:B:336:ARG:HH11	1.83	0.42
1:C:315:ARG:N	1:C:315:ARG:HD3	2.34	0.42
1:D:176:PRO:HA	1:D:177:PRO:HD3	1.91	0.42
1:F:367:TRP:CZ3	1:F:375:ARG:HD2	2.54	0.42
1:C:41:ASN:HB3	1:C:53:VAL:CG1	2.49	0.42
1:D:229:LEU:HA	1:D:229:LEU:HD12	1.77	0.42
1:E:27:PHE:HA	1:E:421:ILE:CD1	2.50	0.42
1:E:75:HIS:O	1:E:78:VAL:HG23	2.19	0.42
1:A:184:VAL:O	1:A:184:VAL:HG12	2.19	0.42
1:B:139:VAL:CG2	1:B:140:ASP:N	2.82	0.42
1:D:148:THR:CA	1:D:152:ILE:HD12	2.45	0.42
1:D:184:VAL:O	1:D:184:VAL:HG12	2.19	0.42
1:E:157:VAL:CG2	1:E:172:PHE:HB2	2.50	0.42

Continued on next page...

Continued from previous page...

Atom-1	Atom-2	Interatomic distance (Å)	Clash overlap (Å)
1:E:169:PRO:O	1:E:175:LYS:NZ	2.47	0.42
1:E:214:ALA:HB2	1:E:292:VAL:HG11	2.01	0.42
1:E:265:GLY:N	1:E:266:PRO:HD2	2.33	0.42
1:F:394:GLU:HG2	1:F:397:TRP:CE2	2.54	0.42
1:A:271:LEU:HD13	1:A:271:LEU:O	2.18	0.42
1:C:271:LEU:HD13	1:C:271:LEU:O	2.19	0.42
1:C:63:ASP:OD2	1:C:68:TYR:N	2.52	0.42
1:F:315:ARG:HA	1:F:338:VAL:HG22	2.00	0.42
1:A:294:ILE:HG23	1:A:316:LEU:HD23	2.02	0.42
1:C:57:TYR:CE1	1:C:107:ALA:HB3	2.55	0.42
1:C:31:LEU:O	1:C:61:HIS:HE1	2.02	0.42
1:C:334:TYR:CE2	1:C:340:VAL:HG22	2.53	0.42
1:D:289:LYS:HD2	1:D:311:LEU:HD22	2.01	0.42
1:D:316:LEU:CD1	1:D:339:VAL:HG23	2.50	0.42
1:E:240:SER:HB3	1:E:245:VAL:HG22	2.01	0.42
1:F:264:THR:HG22	1:F:267:ALA:H	1.71	0.42
1:B:127:TYR:O	1:B:131:ILE:HG12	2.19	0.42
1:B:159:GLU:O	1:B:163:ILE:HG13	2.20	0.42
1:B:330:GLU:O	1:B:334:TYR:HD2	2.02	0.42
1:A:179:LEU:CD2	1:B:418:ARG:HD3	2.39	0.42
1:C:27:PHE:CE1	1:C:408:LEU:HD12	2.53	0.42
1:C:27:PHE:O	1:C:31:LEU:HB2	2.19	0.42
1:C:352:ILE:O	1:C:355:TYR:HB3	2.18	0.42
1:B:26:ASP:OD1	1:E:51:PHE:HB3	2.20	0.42
1:A:418:ARG:HB3	1:A:420:TRP:CD1	2.55	0.42
1:B:213:VAL:HG21	1:B:234:ALA:HB1	2.02	0.42
1:B:216:GLN:HE21	2:B:1430:NAD:C2A	2.33	0.42
1:B:75:HIS:HB3	1:B:78:VAL:CG2	2.50	0.42
1:E:179:LEU:HD13	1:E:180:TRP:CE3	2.55	0.42
1:E:367:TRP:HB3	1:E:371:GLU:HB3	2.02	0.42
1:A:272:PHE:O	1:A:276:ASP:O	2.38	0.42
1:A:293:ASP:O	1:A:315:ARG:HG2	2.19	0.42
1:C:252:LEU:HD22	1:C:272:PHE:CD1	2.55	0.42
1:C:305:ARG:HH11	1:C:305:ARG:HG3	1.85	0.42
1:D:7:LEU:HD23	1:D:7:LEU:C	2.40	0.42
1:F:230:GLU:HG2	1:F:254:VAL:HG21	2.00	0.42
1:A:30:ILE:H	1:A:30:ILE:HG13	1.53	0.42
1:A:382:ASN:O	1:A:386:ARG:HG3	2.19	0.42
1:B:142:PRO:HB2	1:B:172:PHE:CE2	2.55	0.42
1:C:334:TYR:HE2	1:C:340:VAL:HG22	1.85	0.42
1:D:183:PRO:O	1:D:185:ARG:N	2.53	0.42

Continued on next page...

Continued from previous page...

Atom-1	Atom-2	Interatomic distance (Å)	Clash overlap (Å)
1:E:198:ARG:HG3	1:E:208:ILE:HG21	2.01	0.42
1:F:47:ASP:OD1	1:F:118:ARG:NH2	2.53	0.42
1:F:400:ARG:O	1:F:404:ILE:HG13	2.20	0.42
1:A:301:GLU:HB3	1:A:323:GLY:O	2.20	0.42
1:B:128:ALA:HB2	1:B:156:MET:HG2	2.02	0.42
1:B:296:VAL:HG13	1:B:318:VAL:O	2.20	0.42
1:C:65:LEU:HD12	3:C:2440:HOH:O	2.20	0.42
1:E:341:VAL:HA	1:E:342:PRO:HD3	1.91	0.42
1:F:31:LEU:HD11	1:F:408:LEU:HD12	2.01	0.42
1:A:247:TYR:O	1:A:248:ARG:HB2	2.19	0.41
1:A:69:LYS:HD2	1:A:69:LYS:HA	1.87	0.41
1:B:212:THR:CB	1:B:293:ASP:H	2.32	0.41
1:A:179:LEU:HD11	1:B:418:ARG:HD3	2.02	0.41
1:C:189:THR:O	1:C:193:VAL:HG23	2.20	0.41
1:C:91:THR:HA	1:C:102:GLY:O	2.20	0.41
1:D:160:TYR:HA	1:D:163:ILE:HD12	2.01	0.41
1:E:108:VAL:HG12	1:E:110:VAL:HG12	2.02	0.41
1:F:304:ILE:HG22	1:F:329:ALA:HB1	2.02	0.41
1:F:343:ASP:HB2	1:F:347:ASN:HD21	1.84	0.41
1:F:41:ASN:HB3	1:F:53:VAL:CG1	2.50	0.41
1:A:218:MET:HE1	1:A:223:ARG:HA	2.01	0.41
1:B:178:GLU:OE1	1:B:178:GLU:N	2.53	0.41
1:B:239:VAL:HG23	1:B:239:VAL:O	2.20	0.41
1:B:289:LYS:HD2	1:B:311:LEU:HD13	2.02	0.41
1:D:245:VAL:HG21	1:D:286:ALA:HB3	2.02	0.41
1:C:51:PHE:HE1	1:D:30:ILE:HG12	1.83	0.41
1:E:91:THR:HA	1:E:102:GLY:O	2.19	0.41
1:A:27:PHE:HE1	1:A:408:LEU:HD12	1.85	0.41
1:B:272:PHE:O	1:B:278:ALA:HB3	2.20	0.41
1:B:240:SER:CB	1:B:287:ILE:HD12	2.50	0.41
1:C:15:LYS:HG2	1:C:28:TYR:CE1	2.56	0.41
1:E:223:ARG:NH2	1:E:268:LEU:HD11	2.34	0.41
1:F:256:LEU:HD22	1:F:275:LYS:NZ	2.35	0.41
1:F:80:LEU:O	1:F:81:ALA:C	2.58	0.41
1:C:7:LEU:HD22	1:C:7:LEU:O	2.20	0.41
1:A:216:GLN:OE1	1:A:303:VAL:HG21	2.20	0.41
1:A:241:ASP:HB3	1:A:269:VAL:HG21	2.02	0.41
1:A:292:VAL:O	1:A:314:ALA:HA	2.20	0.41
1:B:275:LYS:HB3	1:B:275:LYS:NZ	2.34	0.41
1:C:237:ILE:O	1:C:247:TYR:HA	2.19	0.41
1:D:398:THR:O	1:D:399:MET:C	2.57	0.41

Continued on next page...

Continued from previous page...

Atom-1	Atom-2	Interatomic distance (Å)	Clash overlap (Å)
1:E:184:VAL:HG12	1:E:184:VAL:O	2.20	0.41
1:A:115:LEU:HB3	1:A:119:GLU:HB2	2.03	0.41
1:A:142:PRO:HB2	1:A:172:PHE:CE2	2.56	0.41
1:A:281:VAL:HG13	1:A:283:ASN:H	1.85	0.41
1:A:205:TRP:HZ2	1:A:315:ARG:HG3	1.85	0.41
1:C:348:ALA:O	1:C:352:ILE:HG13	2.20	0.41
1:B:184:VAL:HG22	1:B:369:GLU:HG2	2.01	0.41
1:E:203:LYS:HE3	1:E:388:TYR:CD2	2.56	0.41
1:E:194:ALA:HA	1:E:229:LEU:HD13	2.02	0.41
1:E:30:ILE:HG23	1:E:30:ILE:HD12	1.83	0.41
1:E:334:TYR:C	1:E:336:ARG:H	2.24	0.41
1:D:178:GLU:OE1	1:E:417:ILE:HD11	2.21	0.41
1:F:127:TYR:CD2	1:F:156:MET:CE	2.98	0.41
1:F:35:ARG:HH12	1:F:63:ASP:HB2	1.85	0.41
1:B:17:GLY:HA2	1:B:20:LEU:HD12	2.03	0.41
1:B:184:VAL:O	1:B:184:VAL:HG12	2.21	0.41
1:B:59:VAL:O	1:B:104:ALA:HA	2.21	0.41
1:E:313:LYS:O	1:E:315:ARG:NH1	2.52	0.41
1:A:120:LEU:HA	1:A:120:LEU:HD23	1.85	0.41
1:A:135:ILE:HA	1:A:139:VAL:HG22	2.03	0.41
1:A:240:SER:CB	1:A:245:VAL:HG22	2.51	0.41
1:B:260:ASN:HB3	1:B:263:LEU:HB2	2.02	0.41
1:D:100:PRO:HD2	1:D:355:TYR:CE1	2.56	0.41
1:D:237:ILE:HD11	1:D:292:VAL:CG1	2.48	0.41
1:D:188:ALA:HB1	1:D:353:MET:HB2	2.02	0.41
1:F:326:THR:HG22	1:F:328:GLU:HB3	2.03	0.41
1:E:365:TYR:HD1	1:F:355:TYR:OH	2.03	0.41
1:A:241:ASP:HB2	1:A:269:VAL:HG21	2.03	0.41
1:A:80:LEU:HD23	1:A:80:LEU:O	2.21	0.41
1:B:167:ASN:ND2	1:C:418:ARG:HH22	2.18	0.41
1:B:231:LYS:H	1:B:231:LYS:HD2	1.86	0.41
1:A:331:ARG:HD2	1:A:331:ARG:HA	1.90	0.41
1:A:352:ILE:O	1:A:355:TYR:HB3	2.21	0.41
1:B:237:ILE:O	1:B:247:TYR:HA	2.21	0.41
1:C:45:ARG:HH21	1:C:118:ARG:NH2	2.19	0.41
1:E:10:VAL:CG2	1:E:85:ALA:HB1	2.41	0.41
1:F:70:GLY:HA3	1:F:104:ALA:O	2.21	0.41
1:F:214:ALA:HB2	1:F:292:VAL:HG21	2.03	0.41
1:A:176:PRO:HG2	1:B:417:ILE:HG21	2.02	0.40
1:B:73:ARG:NH1	1:B:86:LEU:HD12	2.36	0.40
1:C:159:GLU:OE1	1:C:162:LYS:HD3	2.21	0.40

Continued on next page...

Continued from previous page...

Atom-1	Atom-2	Interatomic distance (Å)	Clash overlap (Å)
1:D:230:GLU:HG2	1:D:254:VAL:HG21	2.02	0.40
1:E:226:ALA:O	1:E:236:VAL:HG21	2.21	0.40
1:E:245:VAL:HB	1:E:281:VAL:HG13	2.03	0.40
1:F:135:ILE:HA	1:F:139:VAL:HG22	2.02	0.40
1:C:283:ASN:ND2	1:C:285:ASP:H	2.18	0.40
1:D:329:ALA:O	1:D:333:LEU:HB2	2.21	0.40
1:E:153:MET:O	1:E:157:VAL:HG23	2.21	0.40
1:E:43:PRO:HA	1:E:53:VAL:HA	2.03	0.40
1:A:194:ALA:HA	1:A:197:THR:HG22	2.03	0.40
1:A:231:LYS:HE2	1:A:255:GLU:OE1	2.22	0.40
1:A:303:VAL:HG12	1:A:324:PRO:O	2.21	0.40
1:B:44:VAL:HG22	1:B:122:GLU:HG3	2.03	0.40
1:C:247:TYR:OH	1:C:249:LYS:HB2	2.20	0.40
1:D:10:VAL:HG21	1:D:85:ALA:HB1	2.04	0.40
1:E:240:SER:CB	1:E:245:VAL:HG22	2.51	0.40
1:A:91:THR:OG1	1:A:103:GLY:HA3	2.21	0.40
1:A:110:VAL:HG11	1:A:123:LEU:CD2	2.51	0.40
1:B:375:ARG:HG2	1:B:375:ARG:HH21	1.87	0.40
1:B:41:ASN:HB3	1:B:53:VAL:HG12	2.04	0.40
1:C:237:ILE:HD12	1:C:247:TYR:HE1	1.86	0.40
1:D:183:PRO:C	1:D:185:ARG:N	2.75	0.40
1:D:348:ALA:O	1:D:352:ILE:HG13	2.22	0.40
1:A:36:ARG:CG	1:F:38:LEU:HD21	2.51	0.40
1:F:40:VAL:HG23	1:F:42:ILE:HD11	2.04	0.40
1:F:72:VAL:HG13	1:F:148:THR:HG21	2.02	0.40
1:B:45:ARG:O	1:B:118:ARG:NH2	2.54	0.40
1:B:134:LEU:HA	1:B:134:LEU:HD12	1.95	0.40
1:B:51:PHE:HB2	1:E:26:ASP:CG	2.42	0.40
1:E:225:THR:O	1:E:229:LEU:HB2	2.22	0.40
1:E:31:LEU:O	1:E:61:HIS:CE1	2.75	0.40
1:F:58:ARG:CG	1:F:60:GLN:HE21	2.33	0.40

There are no symmetry-related clashes.

5.3 Torsion angles [i](#)

5.3.1 Protein backbone [i](#)

In the following table, the Percentiles column shows the percent Ramachandran outliers of the chain as a percentile score with respect to all X-ray entries followed by that with respect to entries of similar resolution.

The Analysed column shows the number of residues for which the backbone conformation was analysed, and the total number of residues.

Mol	Chain	Analysed	Favoured	Allowed	Outliers	Percentiles	
1	A	416/421 (99%)	369 (89%)	41 (10%)	6 (1%)	11	34
1	B	416/421 (99%)	353 (85%)	56 (14%)	7 (2%)	9	29
1	C	416/421 (99%)	368 (88%)	42 (10%)	6 (1%)	11	34
1	D	416/421 (99%)	377 (91%)	32 (8%)	7 (2%)	9	29
1	E	416/421 (99%)	373 (90%)	38 (9%)	5 (1%)	13	39
1	F	416/421 (99%)	379 (91%)	32 (8%)	5 (1%)	13	39
All	All	2496/2526 (99%)	2219 (89%)	241 (10%)	36 (1%)	11	34

All (36) Ramachandran outliers are listed below:

Mol	Chain	Res	Type
1	A	47	ASP
1	B	64	VAL
1	B	146	VAL
1	C	47	ASP
1	C	248	ARG
1	E	64	VAL
1	F	64	VAL
1	A	243	ASN
1	B	264	THR
1	B	282	LYS
1	B	336	ARG
1	C	264	THR
1	D	103	GLY
1	D	146	VAL
1	D	170	GLY
1	D	248	ARG
1	E	264	THR
1	E	275	LYS
1	F	146	VAL
1	A	248	ARG
1	A	264	THR
1	A	285	ASP
1	B	243	ASN
1	E	146	VAL
1	F	50	GLY
1	D	264	THR
1	A	176	PRO

Continued on next page...

Continued from previous page...

Mol	Chain	Res	Type
1	C	219	GLY
1	F	100	PRO
1	C	146	VAL
1	D	184	VAL
1	C	206	GLY
1	E	50	GLY
1	F	219	GLY
1	B	324	PRO
1	D	283	ASN

5.3.2 Protein sidechains [i](#)

In the following table, the Percentiles column shows the percent sidechain outliers of the chain as a percentile score with respect to all X-ray entries followed by that with respect to entries of similar resolution.

The Analysed column shows the number of residues for which the sidechain conformation was analysed, and the total number of residues.

Mol	Chain	Analysed	Rotameric	Outliers	Percentiles	
1	A	339/342 (99%)	310 (91%)	29 (9%)	10	30
1	B	339/342 (99%)	306 (90%)	33 (10%)	8	24
1	C	339/342 (99%)	304 (90%)	35 (10%)	7	21
1	D	339/342 (99%)	308 (91%)	31 (9%)	9	27
1	E	339/342 (99%)	304 (90%)	35 (10%)	7	21
1	F	339/342 (99%)	309 (91%)	30 (9%)	10	29
All	All	2034/2052 (99%)	1841 (90%)	193 (10%)	8	25

All (193) residues with a non-rotameric sidechain are listed below:

Mol	Chain	Res	Type
1	A	30	ILE
1	A	35	ARG
1	A	38	LEU
1	A	51	PHE
1	A	63	ASP
1	A	64	VAL
1	A	79	THR
1	A	80	LEU
1	A	96	LEU

Continued on next page...

Continued from previous page...

Mol	Chain	Res	Type
1	A	120	LEU
1	A	180	TRP
1	A	263	LEU
1	A	276	ASP
1	A	277	ASN
1	A	283	ASN
1	A	285	ASP
1	A	287	ILE
1	A	291	ASP
1	A	300	ILE
1	A	301	GLU
1	A	305	ARG
1	A	326	THR
1	A	330	GLU
1	A	351	VAL
1	A	353	MET
1	A	371	GLU
1	A	393	ARG
1	A	418	ARG
1	A	421	ILE
1	B	7	LEU
1	B	8	GLU
1	B	12	ASN
1	B	16	LYS
1	B	30	ILE
1	B	33	ARG
1	B	35	ARG
1	B	38	LEU
1	B	64	VAL
1	B	79	THR
1	B	80	LEU
1	B	120	LEU
1	B	178	GLU
1	B	179	LEU
1	B	212	THR
1	B	230	GLU
1	B	231	LYS
1	B	243	ASN
1	B	248	ARG
1	B	263	LEU
1	B	287	ILE
1	B	289	LYS

Continued on next page...

Continued from previous page...

Mol	Chain	Res	Type
1	B	293	ASP
1	B	301	GLU
1	B	308	ASN
1	B	315	ARG
1	B	322	ASN
1	B	331	ARG
1	B	353	MET
1	B	369	GLU
1	B	371	GLU
1	B	393	ARG
1	B	394	GLU
1	C	7	LEU
1	C	8	GLU
1	C	15	LYS
1	C	31	LEU
1	C	35	ARG
1	C	38	LEU
1	C	42	ILE
1	C	63	ASP
1	C	80	LEU
1	C	96	LEU
1	C	120	LEU
1	C	139	VAL
1	C	174	SER
1	C	179	LEU
1	C	197	THR
1	C	230	GLU
1	C	240	SER
1	C	248	ARG
1	C	263	LEU
1	C	264	THR
1	C	282	LYS
1	C	283	ASN
1	C	285	ASP
1	C	294	ILE
1	C	301	GLU
1	C	315	ARG
1	C	325	THR
1	C	330	GLU
1	C	334	TYR
1	C	353	MET
1	C	354	SER

Continued on next page...

Continued from previous page...

Mol	Chain	Res	Type
1	C	371	GLU
1	C	382	ASN
1	C	408	LEU
1	C	418	ARG
1	D	30	ILE
1	D	38	LEU
1	D	42	ILE
1	D	51	PHE
1	D	55	GLU
1	D	62	CYS
1	D	63	ASP
1	D	64	VAL
1	D	80	LEU
1	D	139	VAL
1	D	146	VAL
1	D	175	LYS
1	D	179	LEU
1	D	212	THR
1	D	230	GLU
1	D	248	ARG
1	D	261	LYS
1	D	276	ASP
1	D	287	ILE
1	D	301	GLU
1	D	303	VAL
1	D	326	THR
1	D	330	GLU
1	D	334	TYR
1	D	368	ASP
1	D	370	GLU
1	D	371	GLU
1	D	378	ASN
1	D	393	ARG
1	D	394	GLU
1	D	408	LEU
1	E	7	LEU
1	E	8	GLU
1	E	16	LYS
1	E	35	ARG
1	E	38	LEU
1	E	42	ILE
1	E	55	GLU

Continued on next page...

Continued from previous page...

Mol	Chain	Res	Type
1	E	64	VAL
1	E	80	LEU
1	E	96	LEU
1	E	120	LEU
1	E	134	LEU
1	E	138	VAL
1	E	139	VAL
1	E	179	LEU
1	E	230	GLU
1	E	248	ARG
1	E	261	LYS
1	E	263	LEU
1	E	264	THR
1	E	281	VAL
1	E	283	ASN
1	E	285	ASP
1	E	287	ILE
1	E	290	LEU
1	E	301	GLU
1	E	315	ARG
1	E	330	GLU
1	E	334	TYR
1	E	353	MET
1	E	354	SER
1	E	371	GLU
1	E	393	ARG
1	E	395	LYS
1	E	418	ARG
1	F	7	LEU
1	F	31	LEU
1	F	38	LEU
1	F	60	GLN
1	F	64	VAL
1	F	80	LEU
1	F	120	LEU
1	F	134	LEU
1	F	179	LEU
1	F	197	THR
1	F	209	GLU
1	F	212	THR
1	F	229	LEU
1	F	230	GLU

Continued on next page...

Continued from previous page...

Mol	Chain	Res	Type
1	F	231	LYS
1	F	250	GLU
1	F	263	LEU
1	F	264	THR
1	F	273	THR
1	F	275	LYS
1	F	287	ILE
1	F	290	LEU
1	F	301	GLU
1	F	311	LEU
1	F	315	ARG
1	F	344	ILE
1	F	353	MET
1	F	371	GLU
1	F	393	ARG
1	F	408	LEU

Some sidechains can be flipped to improve hydrogen bonding and reduce clashes. All (68) such sidechains are listed below:

Mol	Chain	Res	Type
1	A	61	HIS
1	A	94	ASN
1	A	151	GLN
1	A	220	ASN
1	A	277	ASN
1	A	283	ASN
1	A	322	ASN
1	A	361	ASN
1	A	378	ASN
1	A	413	ASN
1	B	61	HIS
1	B	94	ASN
1	B	151	GLN
1	B	167	ASN
1	B	253	ASN
1	B	260	ASN
1	B	277	ASN
1	B	302	ASN
1	B	308	ASN
1	B	347	ASN
1	B	361	ASN
1	B	363	GLN

Continued on next page...

Continued from previous page...

Mol	Chain	Res	Type
1	B	413	ASN
1	C	61	HIS
1	C	94	ASN
1	C	167	ASN
1	C	253	ASN
1	C	283	ASN
1	C	302	ASN
1	C	361	ASN
1	C	392	GLN
1	C	413	ASN
1	D	61	HIS
1	D	94	ASN
1	D	151	GLN
1	D	167	ASN
1	D	253	ASN
1	D	283	ASN
1	D	302	ASN
1	D	322	ASN
1	D	361	ASN
1	D	378	ASN
1	D	382	ASN
1	D	413	ASN
1	E	61	HIS
1	E	94	ASN
1	E	117	GLN
1	E	151	GLN
1	E	167	ASN
1	E	253	ASN
1	E	283	ASN
1	E	302	ASN
1	E	361	ASN
1	E	378	ASN
1	E	413	ASN
1	F	60	GLN
1	F	61	HIS
1	F	94	ASN
1	F	167	ASN
1	F	216	GLN
1	F	253	ASN
1	F	260	ASN
1	F	302	ASN
1	F	322	ASN

Continued on next page...

Continued from previous page...

Mol	Chain	Res	Type
1	F	361	ASN
1	F	363	GLN
1	F	378	ASN
1	F	413	ASN

5.3.3 RNA [i](#)

There are no RNA molecules in this entry.

5.4 Non-standard residues in protein, DNA, RNA chains [i](#)

There are no non-standard protein/DNA/RNA residues in this entry.

5.5 Carbohydrates [i](#)

There are no carbohydrates in this entry.

5.6 Ligand geometry [i](#)

6 ligands are modelled in this entry.

In the following table, the Counts columns list the number of bonds (or angles) for which Mogul statistics could be retrieved, the number of bonds (or angles) that are observed in the model and the number of bonds (or angles) that are defined in the Chemical Component Dictionary. The Link column lists molecule types, if any, to which the group is linked. The Z score for a bond length (or angle) is the number of standard deviations the observed value is removed from the expected value. A bond length (or angle) with $|Z| > 2$ is considered an outlier worth inspection. RMSZ is the root-mean-square of all Z scores of the bond lengths (or angles).

Mol	Type	Chain	Res	Link	Bond lengths			Bond angles		
					Counts	RMSZ	# Z > 2	Counts	RMSZ	# Z > 2
2	NAD	E	4430	-	42,48,48	2.74	9 (21%)	50,73,73	2.12	11 (22%)
2	NAD	F	5430	-	42,48,48	2.77	11 (26%)	50,73,73	2.26	9 (18%)
2	NAD	B	1430	-	42,48,48	2.77	12 (28%)	50,73,73	2.27	13 (26%)
2	NAD	C	2430	-	42,48,48	2.69	12 (28%)	50,73,73	2.29	10 (20%)
2	NAD	A	430	-	42,48,48	2.76	12 (28%)	50,73,73	2.27	11 (22%)
2	NAD	D	3430	-	42,48,48	2.72	11 (26%)	50,73,73	2.23	10 (20%)

In the following table, the Chirals column lists the number of chiral outliers, the number of chiral

centers analysed, the number of these observed in the model and the number defined in the Chemical Component Dictionary. Similar counts are reported in the Torsion and Rings columns. '-' means no outliers of that kind were identified.

Mol	Type	Chain	Res	Link	Chirals	Torsions	Rings
2	NAD	E	4430	-	-	6/26/62/62	0/5/5/5
2	NAD	F	5430	-	-	6/26/62/62	0/5/5/5
2	NAD	B	1430	-	-	6/26/62/62	0/5/5/5
2	NAD	C	2430	-	-	6/26/62/62	0/5/5/5
2	NAD	A	430	-	-	6/26/62/62	0/5/5/5
2	NAD	D	3430	-	-	6/26/62/62	0/5/5/5

All (67) bond length outliers are listed below:

Mol	Chain	Res	Type	Atoms	Z	Observed(Å)	Ideal(Å)
2	C	2430	NAD	C2N-N1N	9.73	1.46	1.35
2	D	3430	NAD	C2N-N1N	9.41	1.46	1.35
2	A	430	NAD	C2N-N1N	9.08	1.46	1.35
2	B	1430	NAD	C2N-N1N	8.94	1.45	1.35
2	F	5430	NAD	C2N-N1N	8.93	1.45	1.35
2	E	4430	NAD	C4N-C3N	8.79	1.54	1.39
2	E	4430	NAD	C2N-N1N	8.78	1.45	1.35
2	B	1430	NAD	C4N-C3N	8.42	1.53	1.39
2	F	5430	NAD	C4N-C3N	8.39	1.53	1.39
2	A	430	NAD	C4N-C3N	8.05	1.53	1.39
2	D	3430	NAD	C4N-C3N	8.03	1.53	1.39
2	C	2430	NAD	C4N-C3N	7.98	1.53	1.39
2	D	3430	NAD	C5N-C4N	5.93	1.51	1.38
2	A	430	NAD	C2A-N3A	5.73	1.41	1.32
2	F	5430	NAD	C2A-N3A	5.70	1.41	1.32
2	E	4430	NAD	C2A-N3A	5.66	1.41	1.32
2	B	1430	NAD	C2A-N3A	5.49	1.41	1.32
2	E	4430	NAD	C5N-C4N	5.42	1.50	1.38
2	E	4430	NAD	C6N-N1N	5.31	1.48	1.35
2	B	1430	NAD	C5N-C4N	5.23	1.49	1.38
2	C	2430	NAD	C5N-C4N	5.20	1.49	1.38
2	C	2430	NAD	C2A-N3A	5.16	1.40	1.32
2	F	5430	NAD	C6N-N1N	5.12	1.47	1.35
2	F	5430	NAD	C5N-C4N	5.10	1.49	1.38
2	D	3430	NAD	C2A-N3A	4.94	1.40	1.32
2	B	1430	NAD	C6N-N1N	4.92	1.47	1.35
2	A	430	NAD	C6N-N1N	4.83	1.47	1.35
2	A	430	NAD	C4A-N3A	4.75	1.42	1.35

Continued on next page...

Continued from previous page...

Mol	Chain	Res	Type	Atoms	Z	Observed(Å)	Ideal(Å)
2	A	430	NAD	C5N-C4N	4.61	1.48	1.38
2	C	2430	NAD	C6N-N1N	4.50	1.46	1.35
2	D	3430	NAD	C6N-N1N	4.49	1.46	1.35
2	F	5430	NAD	C4A-N3A	4.20	1.41	1.35
2	B	1430	NAD	O4D-C1D	4.12	1.46	1.41
2	E	4430	NAD	C4A-N3A	3.76	1.40	1.35
2	D	3430	NAD	C4A-N3A	3.59	1.40	1.35
2	C	2430	NAD	O4D-C1D	3.57	1.46	1.41
2	A	430	NAD	O4D-C1D	3.50	1.46	1.41
2	B	1430	NAD	C4A-N3A	3.44	1.40	1.35
2	F	5430	NAD	O4D-C1D	3.30	1.45	1.41
2	F	5430	NAD	O4D-C4D	3.05	1.51	1.45
2	B	1430	NAD	O4D-C4D	3.05	1.51	1.45
2	D	3430	NAD	O4D-C1D	2.97	1.45	1.41
2	E	4430	NAD	C2N-C3N	-2.91	1.34	1.39
2	D	3430	NAD	C2N-C3N	-2.89	1.34	1.39
2	C	2430	NAD	C4A-N3A	2.86	1.39	1.35
2	B	1430	NAD	C2N-C3N	-2.80	1.34	1.39
2	B	1430	NAD	C6N-C5N	2.78	1.44	1.38
2	D	3430	NAD	O4D-C4D	2.77	1.51	1.45
2	C	2430	NAD	C2N-C3N	-2.77	1.34	1.39
2	A	430	NAD	C6N-C5N	2.71	1.44	1.38
2	A	430	NAD	C2N-C3N	-2.70	1.34	1.39
2	E	4430	NAD	C2D-C1D	2.66	1.57	1.53
2	F	5430	NAD	C2N-C3N	-2.65	1.34	1.39
2	A	430	NAD	C3B-C4B	2.65	1.59	1.53
2	F	5430	NAD	C6N-C5N	2.51	1.44	1.38
2	A	430	NAD	C2D-C1D	2.49	1.57	1.53
2	F	5430	NAD	C2D-C1D	2.43	1.57	1.53
2	A	430	NAD	O4D-C4D	2.42	1.50	1.45
2	E	4430	NAD	C6N-C5N	2.29	1.43	1.38
2	D	3430	NAD	C3B-C4B	2.22	1.58	1.53
2	C	2430	NAD	C6N-C5N	2.17	1.43	1.38
2	B	1430	NAD	O3B-C3B	2.14	1.48	1.43
2	C	2430	NAD	O2B-C2B	-2.10	1.38	1.43
2	C	2430	NAD	O3B-C3B	2.06	1.47	1.43
2	C	2430	NAD	C2D-C1D	2.04	1.56	1.53
2	D	3430	NAD	C2D-C1D	2.04	1.56	1.53
2	B	1430	NAD	O2B-C2B	-2.02	1.38	1.43

All (64) bond angle outliers are listed below:

Mol	Chain	Res	Type	Atoms	Z	Observed(°)	Ideal(°)
2	A	430	NAD	C5N-C4N-C3N	-10.00	108.50	120.34
2	C	2430	NAD	C5N-C4N-C3N	-9.79	108.75	120.34
2	B	1430	NAD	C5N-C4N-C3N	-9.74	108.81	120.34
2	F	5430	NAD	C5N-C4N-C3N	-9.65	108.93	120.34
2	D	3430	NAD	C5N-C4N-C3N	-9.19	109.47	120.34
2	E	4430	NAD	C5N-C4N-C3N	-8.77	109.97	120.34
2	C	2430	NAD	C6N-N1N-C2N	-7.75	114.91	121.97
2	F	5430	NAD	C6N-N1N-C2N	-7.62	115.03	121.97
2	B	1430	NAD	C6N-N1N-C2N	-7.54	115.10	121.97
2	D	3430	NAD	C6N-N1N-C2N	-7.52	115.12	121.97
2	A	430	NAD	C6N-N1N-C2N	-7.25	115.36	121.97
2	E	4430	NAD	C6N-N1N-C2N	-6.67	115.89	121.97
2	A	430	NAD	N3A-C2A-N1A	-4.27	122.00	128.68
2	D	3430	NAD	N3A-C2A-N1A	-4.14	122.20	128.68
2	E	4430	NAD	N3A-C2A-N1A	-4.10	122.27	128.68
2	B	1430	NAD	N3A-C2A-N1A	-4.06	122.34	128.68
2	F	5430	NAD	N3A-C2A-N1A	-3.97	122.47	128.68
2	A	430	NAD	C2A-N1A-C6A	3.93	125.47	118.75
2	C	2430	NAD	N3A-C2A-N1A	-3.92	122.55	128.68
2	B	1430	NAD	C2A-N1A-C6A	3.78	125.21	118.75
2	F	5430	NAD	C2A-N1A-C6A	3.75	125.18	118.75
2	D	3430	NAD	C2A-N1A-C6A	3.74	125.15	118.75
2	C	2430	NAD	C2A-N1A-C6A	3.68	125.05	118.75
2	E	4430	NAD	C2A-N1A-C6A	3.55	124.83	118.75
2	D	3430	NAD	C2N-C3N-C4N	2.97	121.63	118.26
2	A	430	NAD	C2N-C3N-C4N	2.96	121.61	118.26
2	C	2430	NAD	C2N-C3N-C4N	2.59	121.19	118.26
2	E	4430	NAD	C1B-N9A-C4A	-2.59	122.10	126.64
2	D	3430	NAD	C3N-C2N-N1N	2.58	122.95	120.43
2	B	1430	NAD	C5A-C6A-N1A	-2.58	114.51	120.35
2	B	1430	NAD	C2N-N1N-C1D	-2.56	113.43	119.14
2	C	2430	NAD	C5A-C6A-N1A	-2.56	114.56	120.35
2	A	430	NAD	O2B-C2B-C3B	2.55	120.08	111.82
2	D	3430	NAD	C2N-N1N-C1D	-2.53	113.51	119.14
2	A	430	NAD	O4D-C1D-C2D	-2.47	103.31	106.93
2	D	3430	NAD	C5A-C6A-N1A	-2.46	114.78	120.35
2	F	5430	NAD	C6N-C5N-C4N	-2.45	115.87	119.44
2	C	2430	NAD	O2B-C2B-C3B	2.42	119.65	111.82
2	A	430	NAD	C6N-C5N-C4N	-2.39	115.97	119.44
2	F	5430	NAD	O4D-C1D-C2D	-2.38	103.45	106.93
2	B	1430	NAD	O2B-C2B-C3B	2.38	119.50	111.82
2	E	4430	NAD	C5A-C6A-N1A	-2.36	115.00	120.35
2	C	2430	NAD	C6N-C5N-C4N	-2.36	116.02	119.44

Continued on next page...

Continued from previous page...

Mol	Chain	Res	Type	Atoms	Z	Observed(°)	Ideal(°)
2	F	5430	NAD	C5A-C6A-N1A	-2.35	115.02	120.35
2	A	430	NAD	N6A-C6A-N1A	2.33	123.42	118.57
2	A	430	NAD	C5A-C6A-N1A	-2.33	115.07	120.35
2	F	5430	NAD	C3N-C2N-N1N	2.33	122.70	120.43
2	B	1430	NAD	C6N-C5N-C4N	-2.33	116.06	119.44
2	B	1430	NAD	O4D-C1D-C2D	-2.30	103.56	106.93
2	B	1430	NAD	C2N-C3N-C4N	2.30	120.86	118.26
2	B	1430	NAD	C3N-C2N-N1N	2.29	122.67	120.43
2	F	5430	NAD	C2N-N1N-C1D	-2.28	114.07	119.14
2	E	4430	NAD	C5A-C6A-N6A	2.24	123.76	120.35
2	E	4430	NAD	C2N-C3N-C4N	2.21	120.77	118.26
2	B	1430	NAD	C5A-C6A-N6A	2.21	123.70	120.35
2	E	4430	NAD	C3N-C2N-N1N	2.20	122.57	120.43
2	A	430	NAD	C2N-N1N-C1D	-2.16	114.33	119.14
2	C	2430	NAD	O4D-C1D-C2D	-2.15	103.78	106.93
2	C	2430	NAD	C2N-N1N-C1D	-2.15	114.35	119.14
2	E	4430	NAD	C2N-N1N-C1D	-2.13	114.40	119.14
2	D	3430	NAD	C1B-N9A-C4A	-2.12	122.92	126.64
2	D	3430	NAD	O2B-C2B-C3B	2.03	118.38	111.82
2	B	1430	NAD	C1B-N9A-C4A	-2.02	123.09	126.64
2	E	4430	NAD	O2B-C2B-C3B	2.01	118.31	111.82

There are no chirality outliers.

All (36) torsion outliers are listed below:

Mol	Chain	Res	Type	Atoms
2	E	4430	NAD	O4D-C1D-N1N-C2N
2	E	4430	NAD	C2N-C3N-C7N-O7N
2	E	4430	NAD	C2N-C3N-C7N-N7N
2	E	4430	NAD	C4N-C3N-C7N-N7N
2	F	5430	NAD	O4D-C1D-N1N-C2N
2	B	1430	NAD	O4D-C1D-N1N-C2N
2	B	1430	NAD	C2N-C3N-C7N-O7N
2	B	1430	NAD	C2N-C3N-C7N-N7N
2	C	2430	NAD	O4D-C1D-N1N-C2N
2	C	2430	NAD	C2N-C3N-C7N-O7N
2	C	2430	NAD	C2N-C3N-C7N-N7N
2	A	430	NAD	O4D-C1D-N1N-C2N
2	A	430	NAD	C2N-C3N-C7N-O7N
2	A	430	NAD	C2N-C3N-C7N-N7N
2	D	3430	NAD	O4D-C1D-N1N-C2N
2	D	3430	NAD	C2N-C3N-C7N-N7N

Continued on next page...

Continued from previous page...

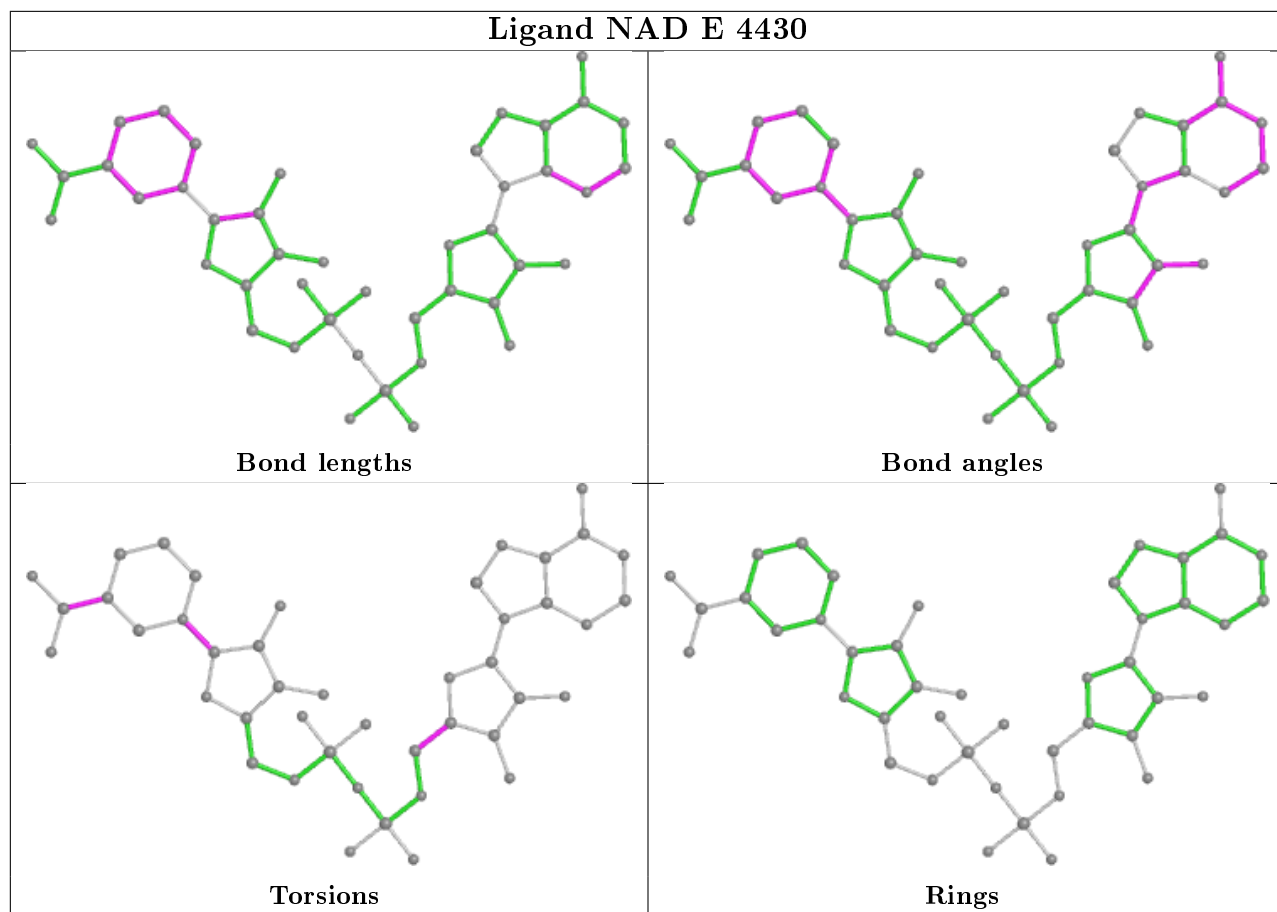
Mol	Chain	Res	Type	Atoms
2	E	4430	NAD	C4N-C3N-C7N-O7N
2	B	1430	NAD	C4N-C3N-C7N-O7N
2	B	1430	NAD	C4N-C3N-C7N-N7N
2	C	2430	NAD	C4N-C3N-C7N-N7N
2	A	430	NAD	C4N-C3N-C7N-O7N
2	A	430	NAD	C4N-C3N-C7N-N7N
2	C	2430	NAD	C4N-C3N-C7N-O7N
2	D	3430	NAD	C4N-C3N-C7N-O7N
2	D	3430	NAD	C4N-C3N-C7N-N7N
2	D	3430	NAD	C2N-C3N-C7N-O7N
2	F	5430	NAD	C2N-C3N-C7N-O7N
2	F	5430	NAD	C4N-C3N-C7N-N7N
2	F	5430	NAD	C2N-C3N-C7N-N7N
2	F	5430	NAD	C4N-C3N-C7N-O7N
2	F	5430	NAD	O4B-C4B-C5B-O5B
2	D	3430	NAD	O4B-C4B-C5B-O5B
2	A	430	NAD	O4B-C4B-C5B-O5B
2	B	1430	NAD	O4B-C4B-C5B-O5B
2	C	2430	NAD	O4B-C4B-C5B-O5B
2	E	4430	NAD	O4B-C4B-C5B-O5B

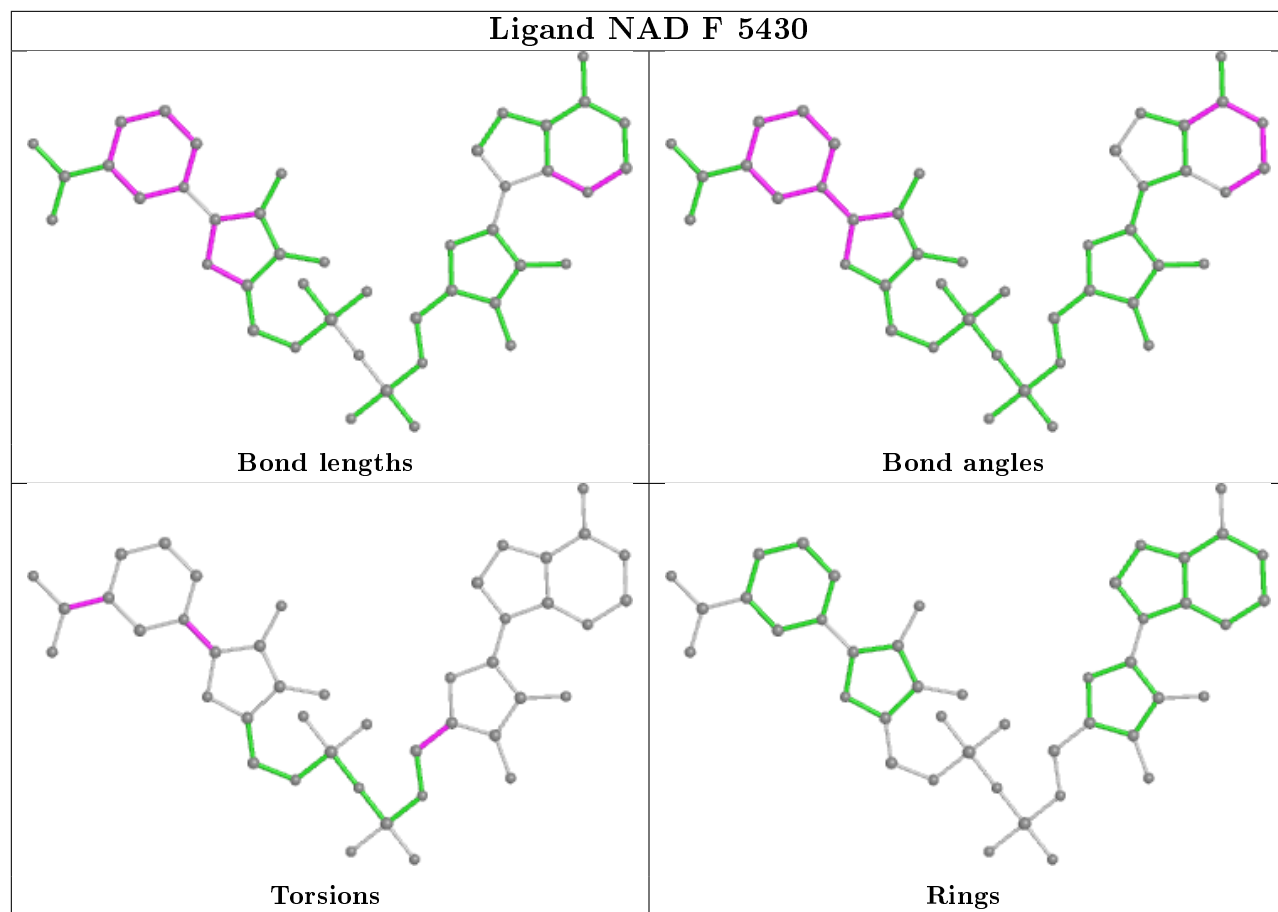
There are no ring outliers.

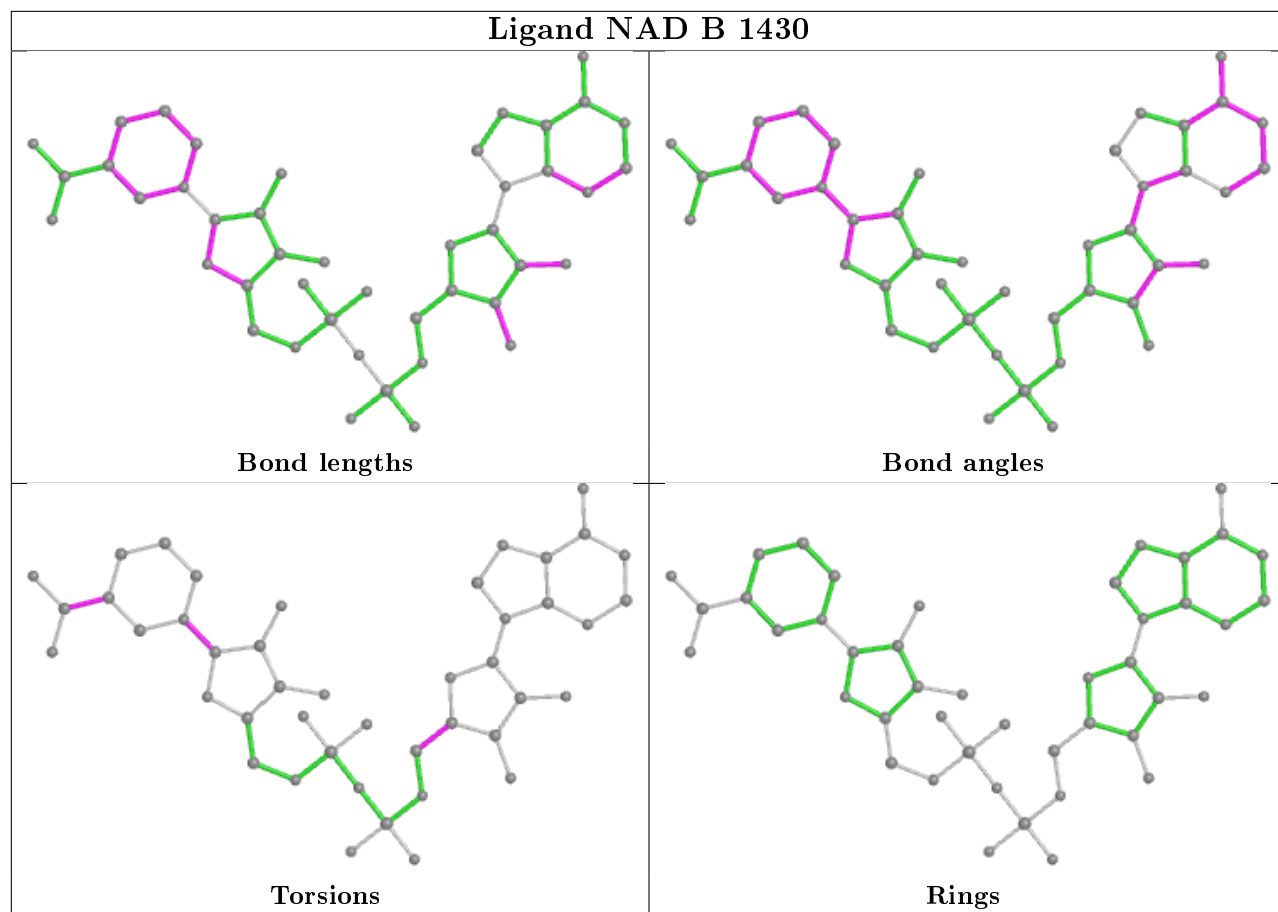
4 monomers are involved in 5 short contacts:

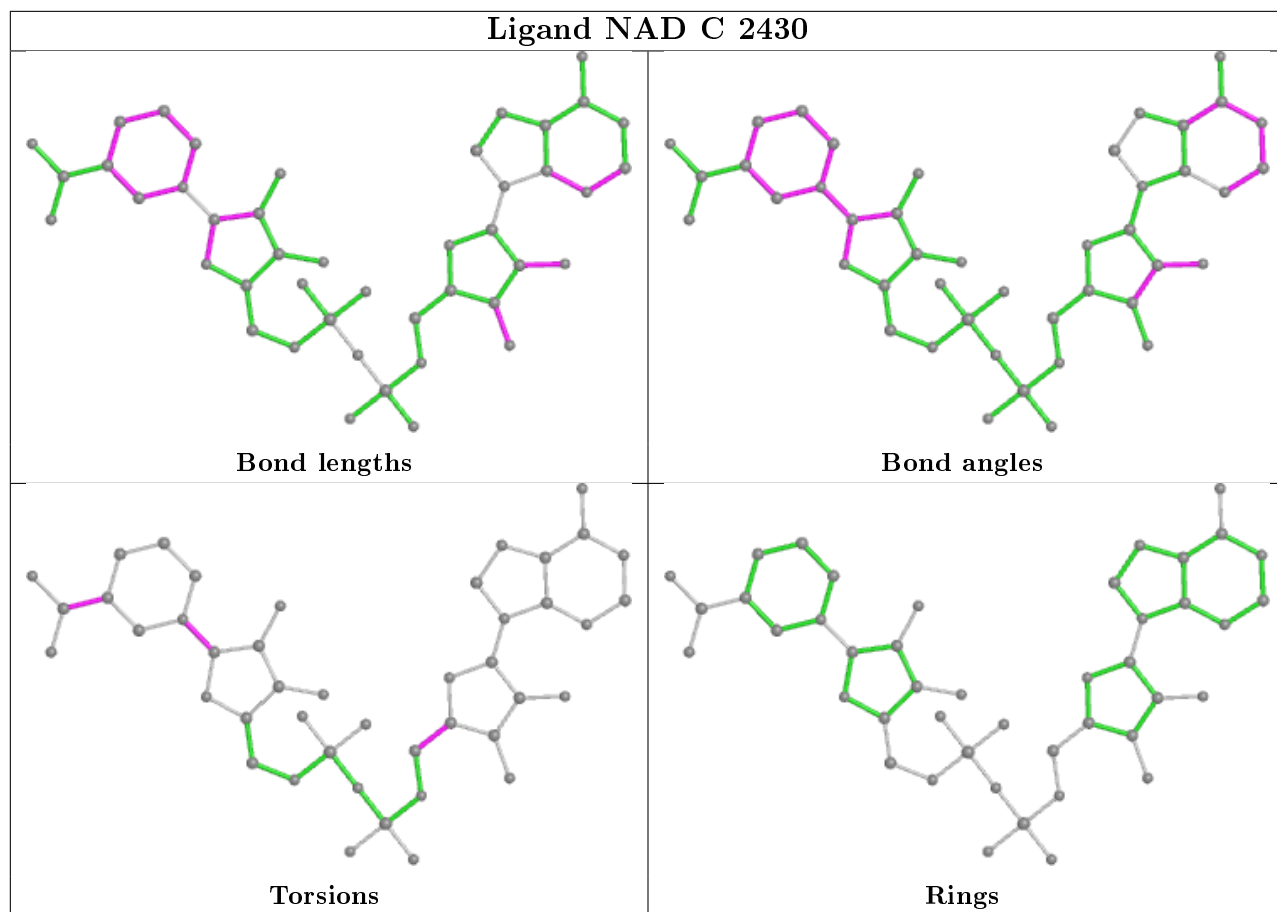
Mol	Chain	Res	Type	Clashes	Symm-Clashes
2	F	5430	NAD	1	0
2	B	1430	NAD	1	0
2	C	2430	NAD	1	0
2	D	3430	NAD	2	0

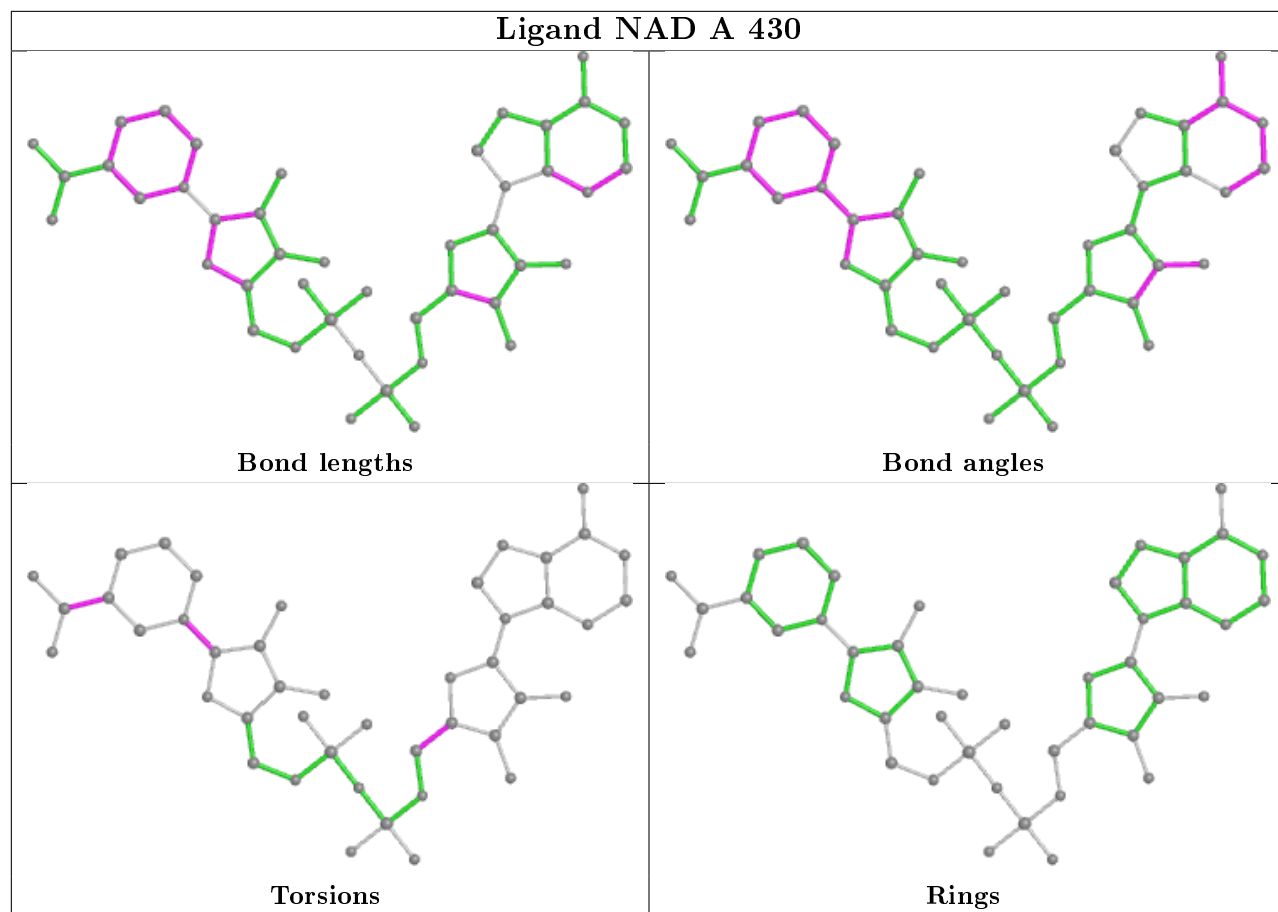
The following is a two-dimensional graphical depiction of Mogul quality analysis of bond lengths, bond angles, torsion angles, and ring geometry for all instances of the Ligand of Interest. In addition, ligands with molecular weight > 250 and outliers as shown on the validation Tables will also be included. For torsion angles, if less than 5% of the Mogul distribution of torsion angles is within 10 degrees of the torsion angle in question, then that torsion angle is considered an outlier. Any bond that is central to one or more torsion angles identified as an outlier by Mogul will be highlighted in the graph. For rings, the root-mean-square deviation (RMSD) between the ring in question and similar rings identified by Mogul is calculated over all ring torsion angles. If the average RMSD is greater than 60 degrees and the minimal RMSD between the ring in question and any Mogul-identified rings is also greater than 60 degrees, then that ring is considered an outlier. The outliers are highlighted in purple. The color gray indicates Mogul did not find sufficient equivalents in the CSD to analyse the geometry.

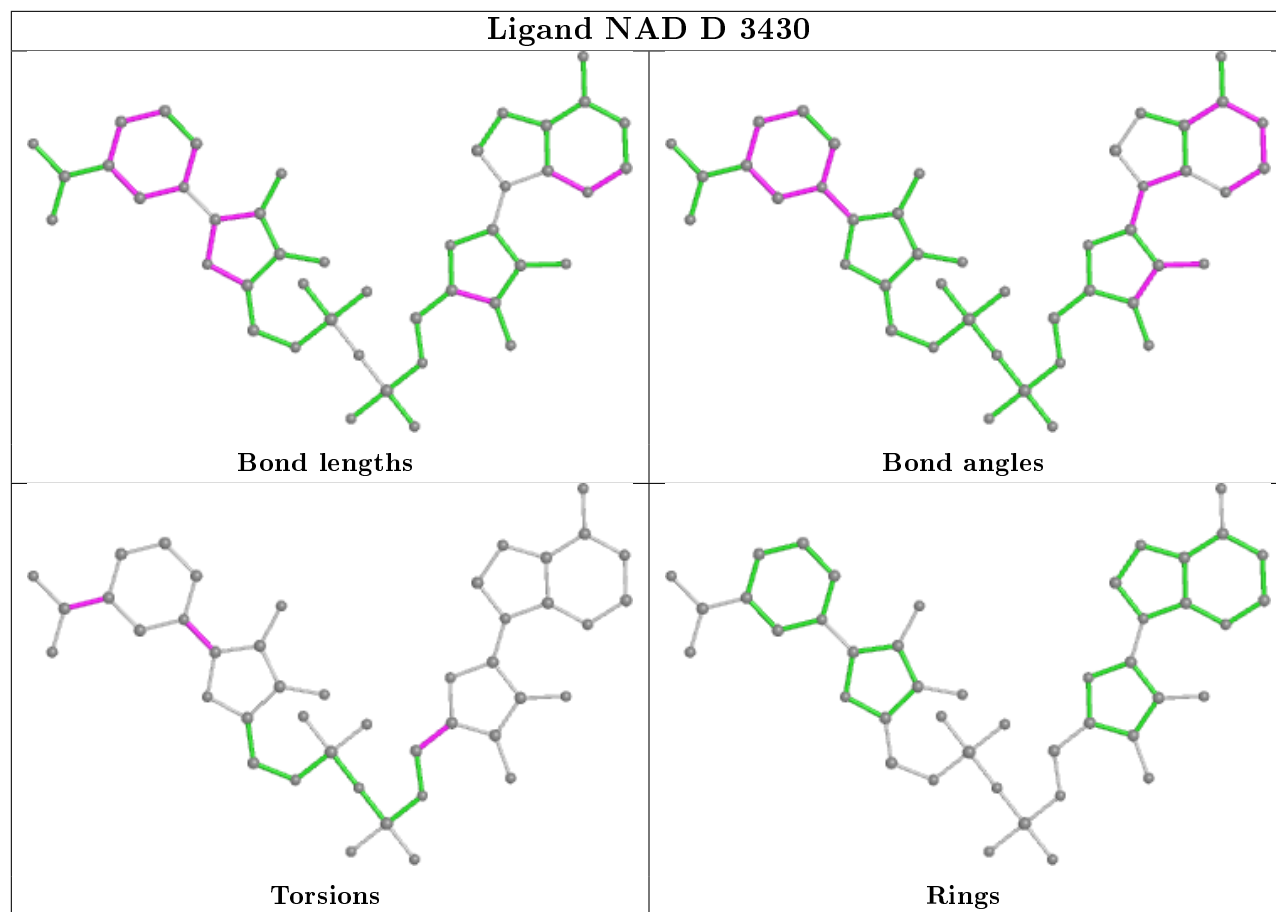












5.7 Other polymers [\(i\)](#)

There are no such residues in this entry.

5.8 Polymer linkage issues [\(i\)](#)

The following chains have linkage breaks:

Mol	Chain	Number of breaks
1	D	1

All chain breaks are listed below:

Model	Chain	Residue-1	Atom-1	Residue-2	Atom-2	Distance (Å)
1	D	263:LEU	C	264:THR	N	1.18

6 Fit of model and data [i](#)

6.1 Protein, DNA and RNA chains [i](#)

EDS was not executed - this section is therefore empty.

6.2 Non-standard residues in protein, DNA, RNA chains [i](#)

EDS was not executed - this section is therefore empty.

6.3 Carbohydrates [i](#)

EDS was not executed - this section is therefore empty.

6.4 Ligands [i](#)

EDS was not executed - this section is therefore empty.

6.5 Other polymers [i](#)

EDS was not executed - this section is therefore empty.