



# Full wwPDB X-ray Structure Validation Report ⓘ

Feb 4, 2024 – 11:47 PM EST

PDB ID : 1TZO  
Title : Crystal Structure of the Anthrax Toxin Protective Antigen Heptameric Pre-pore  
Authors : Lacy, D.B.; Wigelsworth, D.J.; Melnyk, R.A.; Collier, R.J.  
Deposited on : 2004-07-10  
Resolution : 3.60 Å(reported)

This is a Full wwPDB X-ray Structure Validation Report for a publicly released PDB entry.

We welcome your comments at [validation@mail.wwpdb.org](mailto:validation@mail.wwpdb.org)

A user guide is available at

<https://www.wwpdb.org/validation/2017/XrayValidationReportHelp>

with specific help available everywhere you see the ⓘ symbol.

The types of validation reports are described at

<http://www.wwpdb.org/validation/2017/FAQs#types>.

---

The following versions of software and data (see [references ⓘ](#)) were used in the production of this report:

MolProbity : 4.02b-467  
Xtriage (Phenix) : 1.13  
EDS : 2.36  
Percentile statistics : 20191225.v01 (using entries in the PDB archive December 25th 2019)  
Refmac : 5.8.0158  
CCP4 : 7.0.044 (Gargrove)  
Ideal geometry (proteins) : Engh & Huber (2001)  
Ideal geometry (DNA, RNA) : Parkinson et al. (1996)  
Validation Pipeline (wwPDB-VP) : 2.36

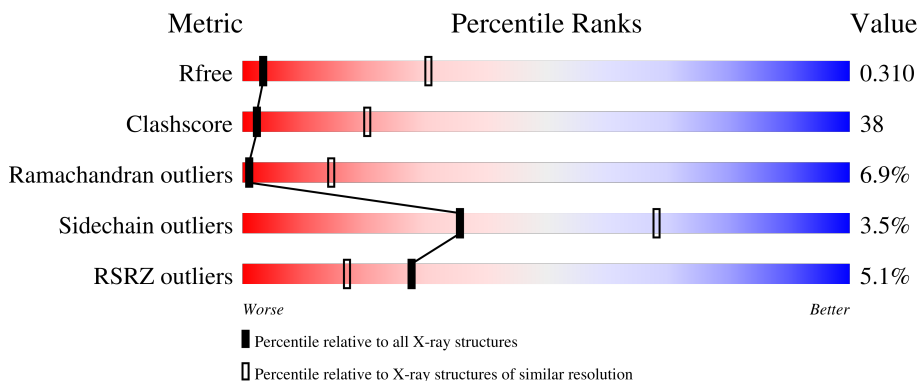
# 1 Overall quality at a glance

The following experimental techniques were used to determine the structure:

*X-RAY DIFFRACTION*

The reported resolution of this entry is 3.60 Å.

Percentile scores (ranging between 0-100) for global validation metrics of the entry are shown in the following graphic. The table shows the number of entries on which the scores are based.






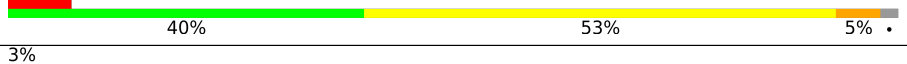





Metric	Whole archive (#Entries)	Similar resolution (#Entries, resolution range(Å))
$R_{free}$	130704	1257 (3.70-3.50)
Clashscore	141614	1353 (3.70-3.50)
Ramachandran outliers	138981	1307 (3.70-3.50)
Sidechain outliers	138945	1307 (3.70-3.50)
RSRZ outliers	127900	1161 (3.70-3.50)

The table below summarises the geometric issues observed across the polymeric chains and their fit to the electron density. The red, orange, yellow and green segments of the lower bar indicate the fraction of residues that contain outliers for  $\geq 3$ , 2, 1 and 0 types of geometric quality criteria respectively. A grey segment represents the fraction of residues that are not modelled. The numeric value for each fraction is indicated below the corresponding segment, with a dot representing fractions  $\leq 5\%$ . The upper red bar (where present) indicates the fraction of residues that have poor fit to the electron density. The numeric value is given above the bar.

Mol	Chain	Length	Quality of chain
1	A	562	
1	B	562	
1	C	562	
1	D	562	
1	E	562	

*Continued on next page...*

*Continued from previous page...*

Mol	Chain	Length	Quality of chain
1	F	562	 5% 41% 53% 5%
1	G	562	 8% 42% 52% 5%
1	H	562	 4% 40% 53% 5%
1	I	562	 7% 40% 53% 5%
1	J	562	 3% 41% 53% 5%
1	K	562	 8% 40% 53% 6%
1	L	562	 4% 40% 53% 5%
1	M	562	 9% 41% 52% 5%
1	O	562	 3% 41% 52% 5%

## 2 Entry composition [i](#)

There are 2 unique types of molecules in this entry. The entry contains 61138 atoms, of which 0 are hydrogens and 0 are deuteriums.

In the tables below, the ZeroOcc column contains the number of atoms modelled with zero occupancy, the AltConf column contains the number of residues with at least one atom in alternate conformation and the Trace column contains the number of residues modelled with at most 2 atoms.

- Molecule 1 is a protein called Protective antigen.

Mol	Chain	Residues	Atoms					ZeroOcc	AltConf	Trace
			Total	C	N	O	S			
1	A	553	4365	2730	753	876	6	0	0	0
1	B	553	4365	2730	753	876	6	0	0	0
1	C	553	4365	2730	753	876	6	0	0	0
1	D	553	4365	2730	753	876	6	0	0	0
1	E	553	4365	2730	753	876	6	0	0	0
1	F	553	4365	2730	753	876	6	0	0	0
1	G	553	4365	2730	753	876	6	0	0	0
1	H	553	4365	2730	753	876	6	0	0	0
1	I	553	4365	2730	753	876	6	0	0	0
1	J	553	4365	2730	753	876	6	0	0	0
1	K	553	4365	2730	753	876	6	0	0	0
1	L	553	4365	2730	753	876	6	0	0	0
1	M	553	4365	2730	753	876	6	0	0	0
1	O	553	4365	2730	753	876	6	0	0	0

- Molecule 2 is CALCIUM ION (three-letter code: CA) (formula: Ca).

Mol	Chain	Residues	Atoms	ZeroOcc	AltConf
2	A	2	Total Ca 2 2	0	0
2	B	2	Total Ca 2 2	0	0
2	C	2	Total Ca 2 2	0	0
2	D	2	Total Ca 2 2	0	0
2	E	2	Total Ca 2 2	0	0
2	F	2	Total Ca 2 2	0	0
2	G	2	Total Ca 2 2	0	0
2	H	2	Total Ca 2 2	0	0
2	I	2	Total Ca 2 2	0	0
2	J	2	Total Ca 2 2	0	0
2	K	2	Total Ca 2 2	0	0
2	L	2	Total Ca 2 2	0	0
2	M	2	Total Ca 2 2	0	0
2	O	2	Total Ca 2 2	0	0


### 3 Residue-property plots i

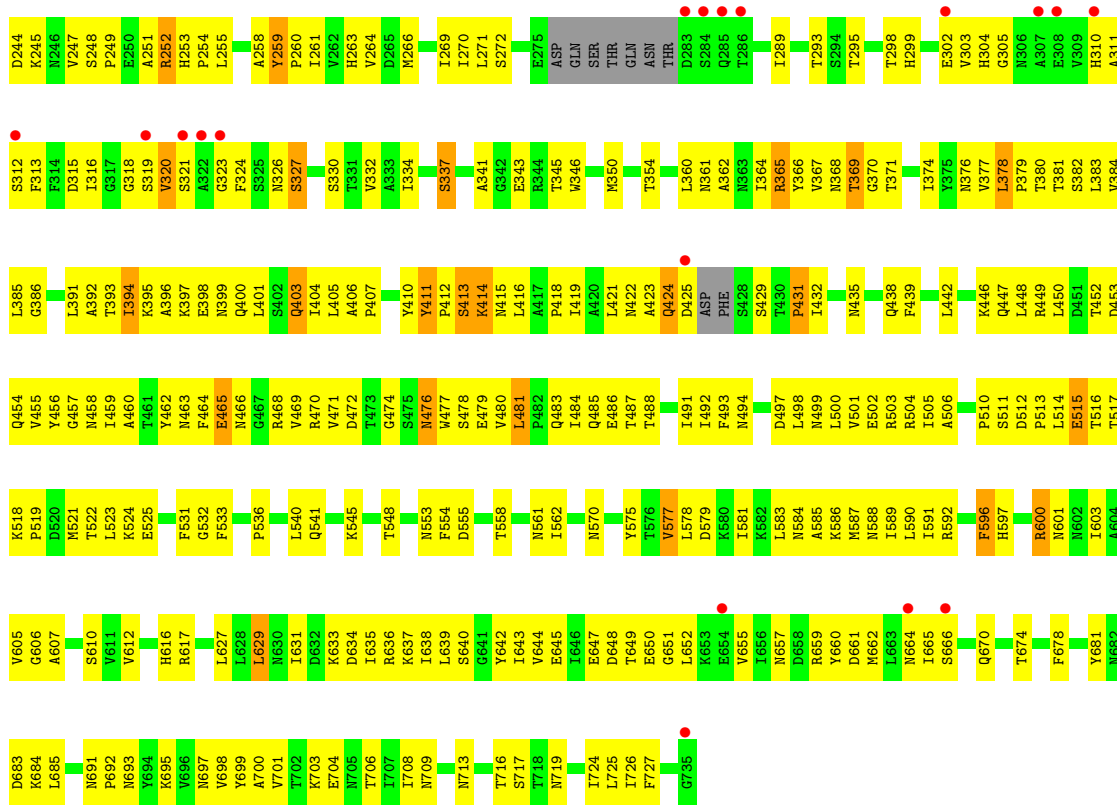
These plots are drawn for all protein, RNA, DNA and oligosaccharide chains in the entry. The first graphic for a chain summarises the proportions of the various outlier classes displayed in the second graphic. The second graphic shows the sequence view annotated by issues in geometry and electron density. Residues are color-coded according to the number of geometric quality criteria for which they contain at least one outlier: green = 0, yellow = 1, orange = 2 and red = 3 or more. A red dot above a residue indicates a poor fit to the electron density ( $RSRZ > 2$ ). Stretches of 2 or more consecutive residues without any outlier are shown as a green connector. Residues present in the sample, but not in the model, are shown in grey.

#### • Molecule 1: Protective antigen

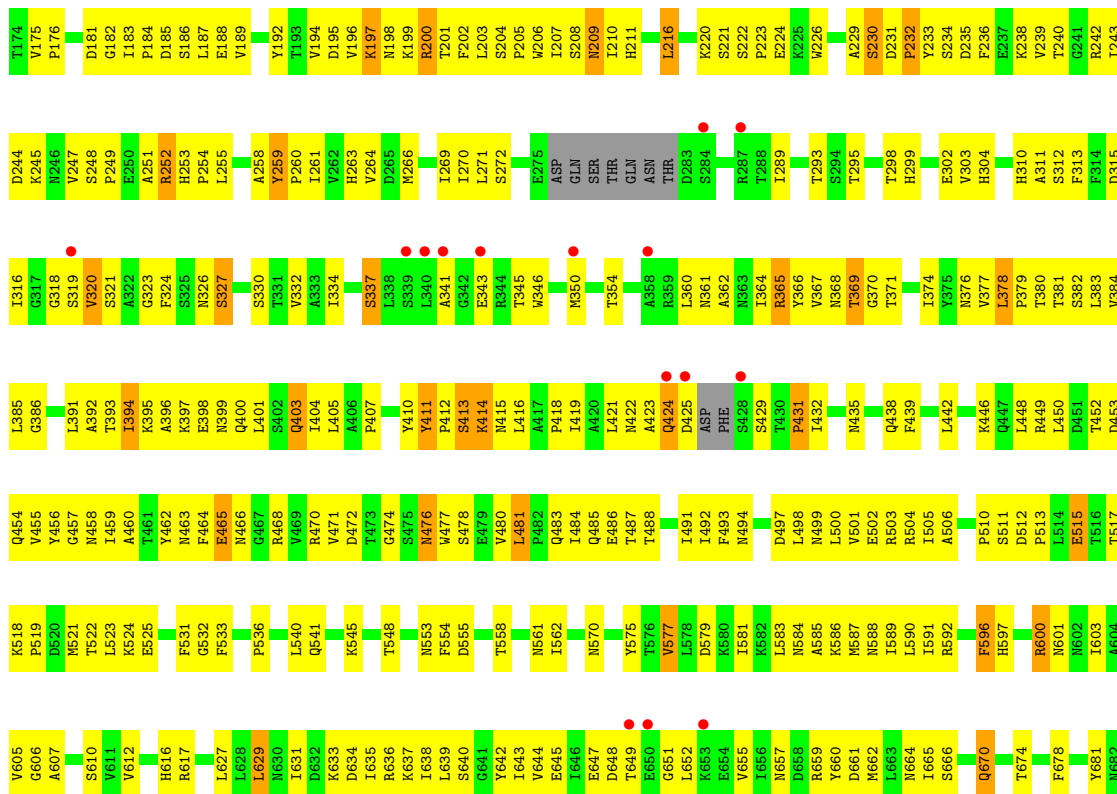


#### • Molecule 1: Protective antigen



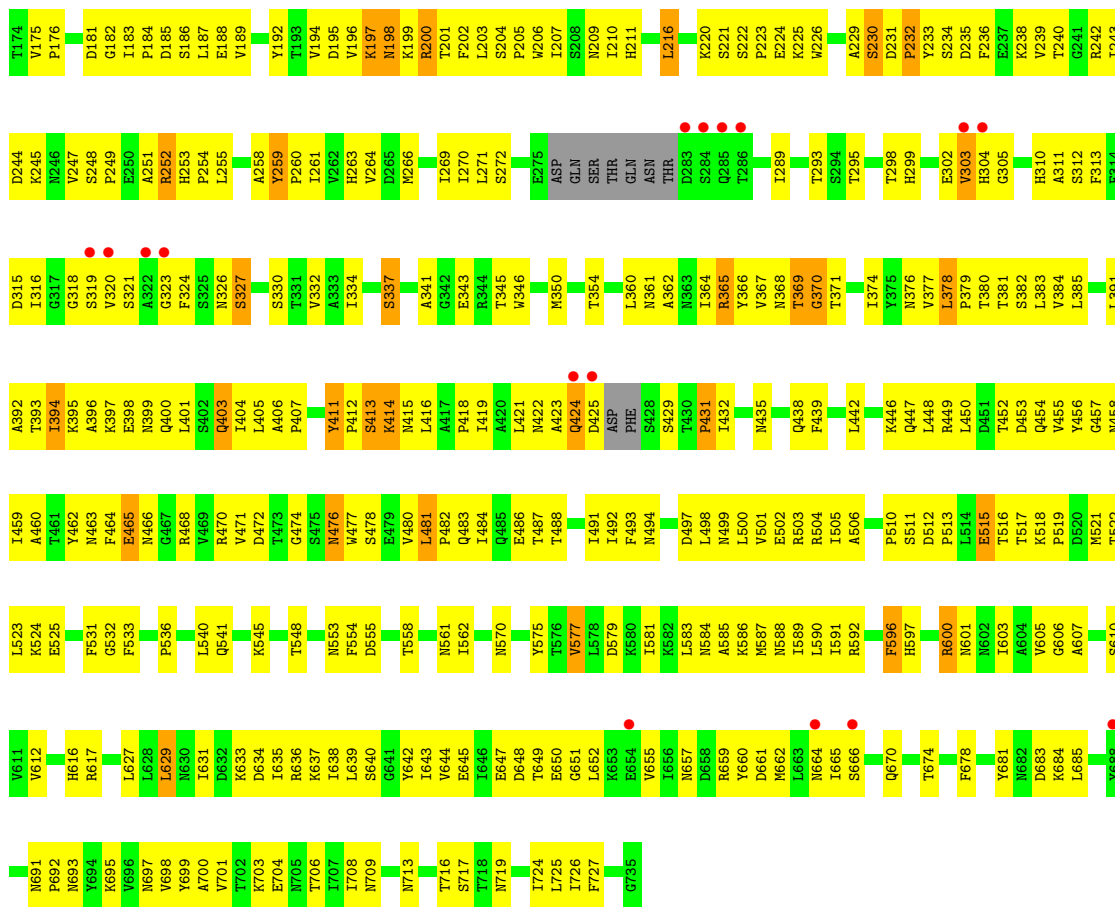


● Molecule 1: Protective antigen

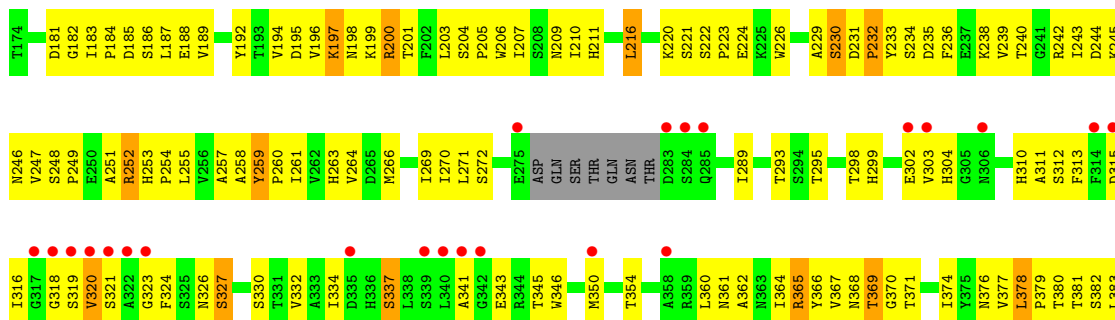




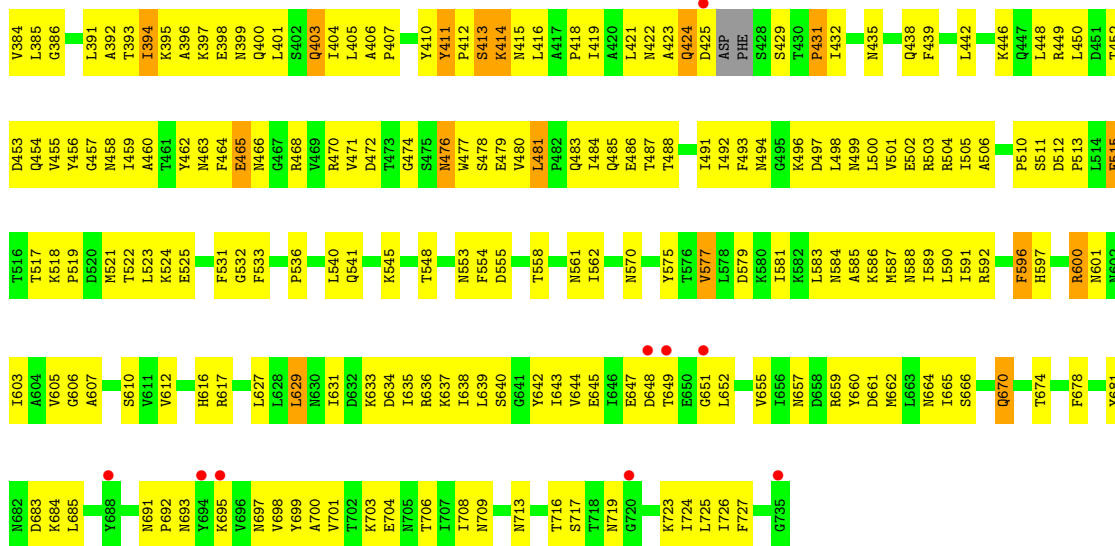
• Molecule 1: Protective antigen



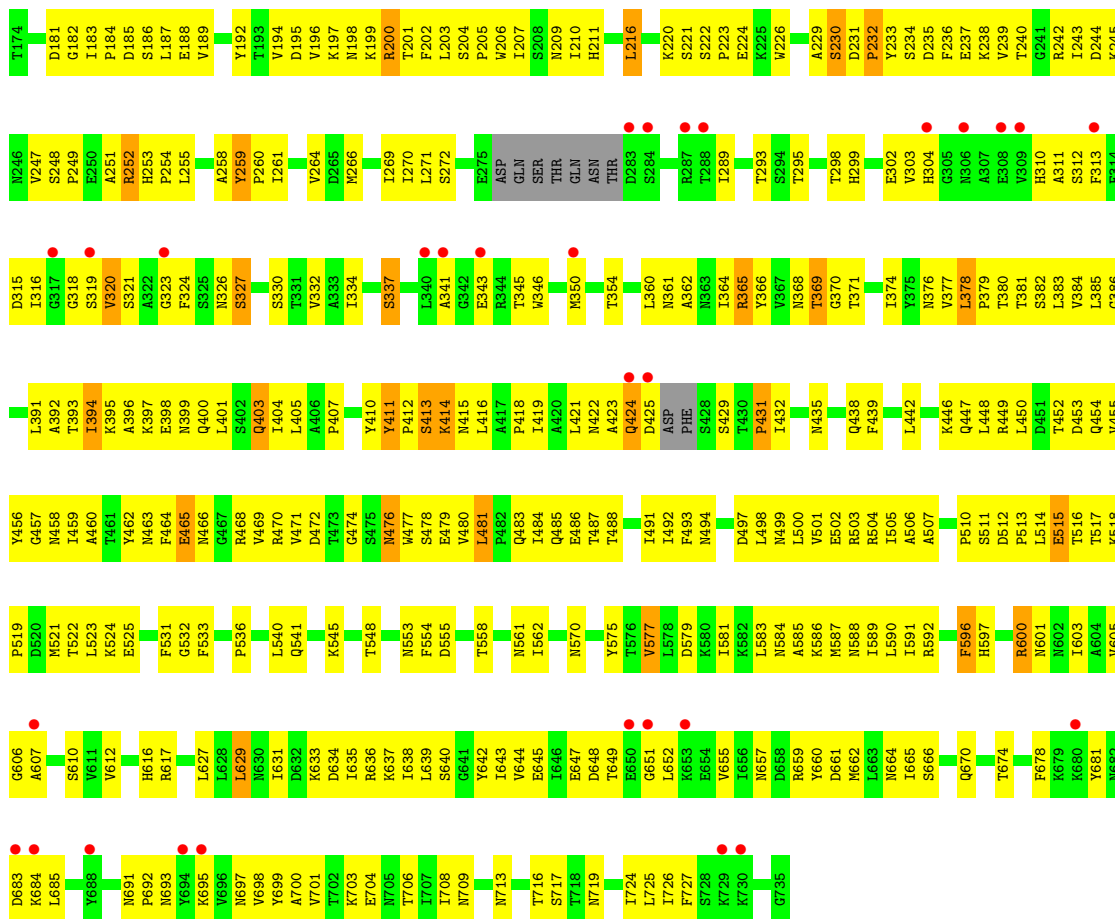
• Molecule 1: Protective antigen



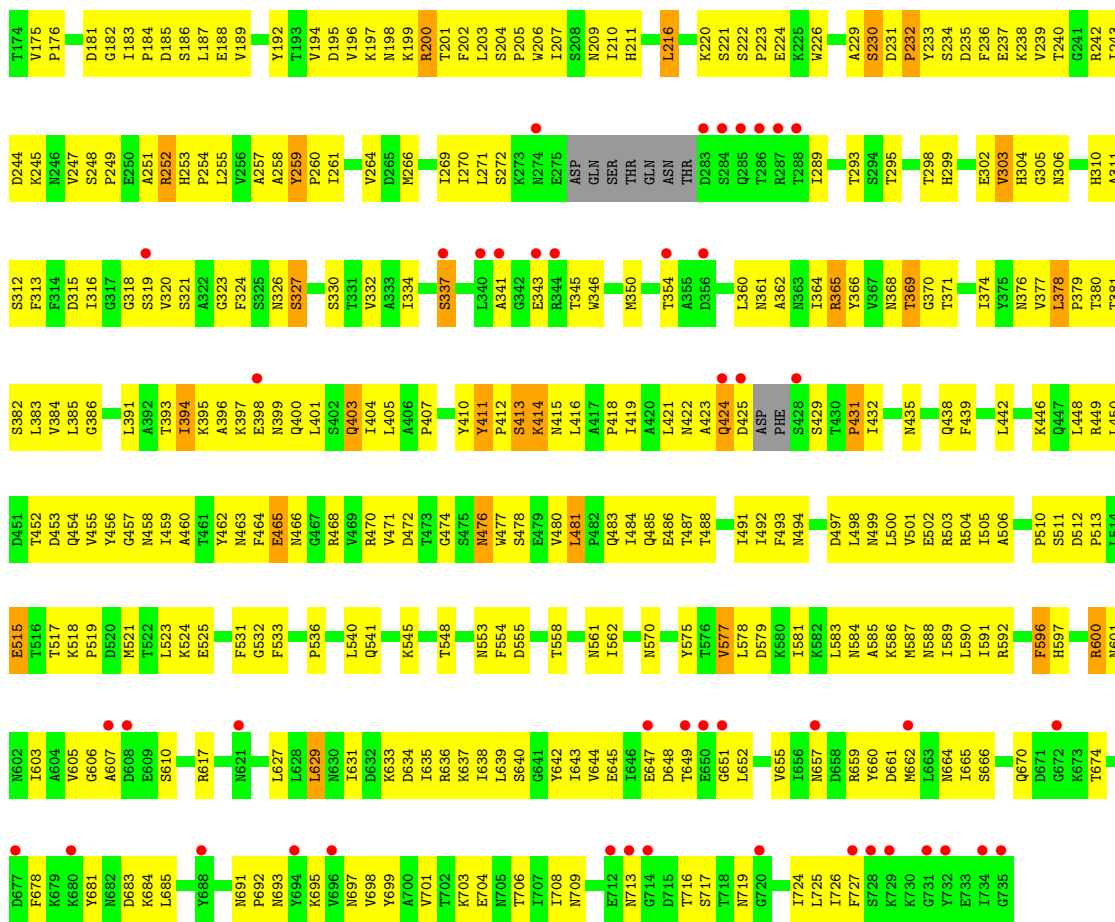




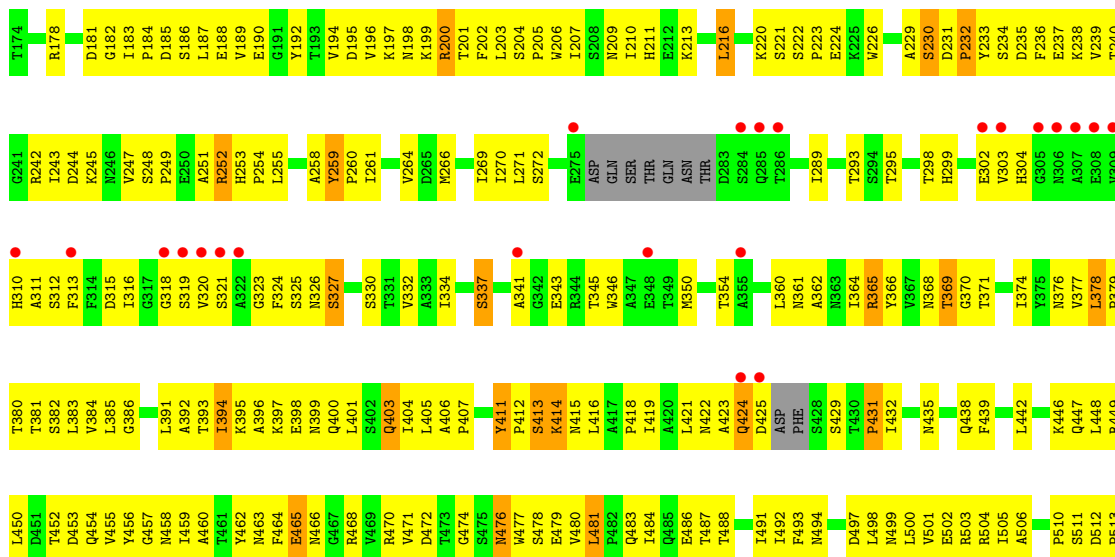
● Molecule 1: Protective antigen



● Molecule 1: Protective antigen

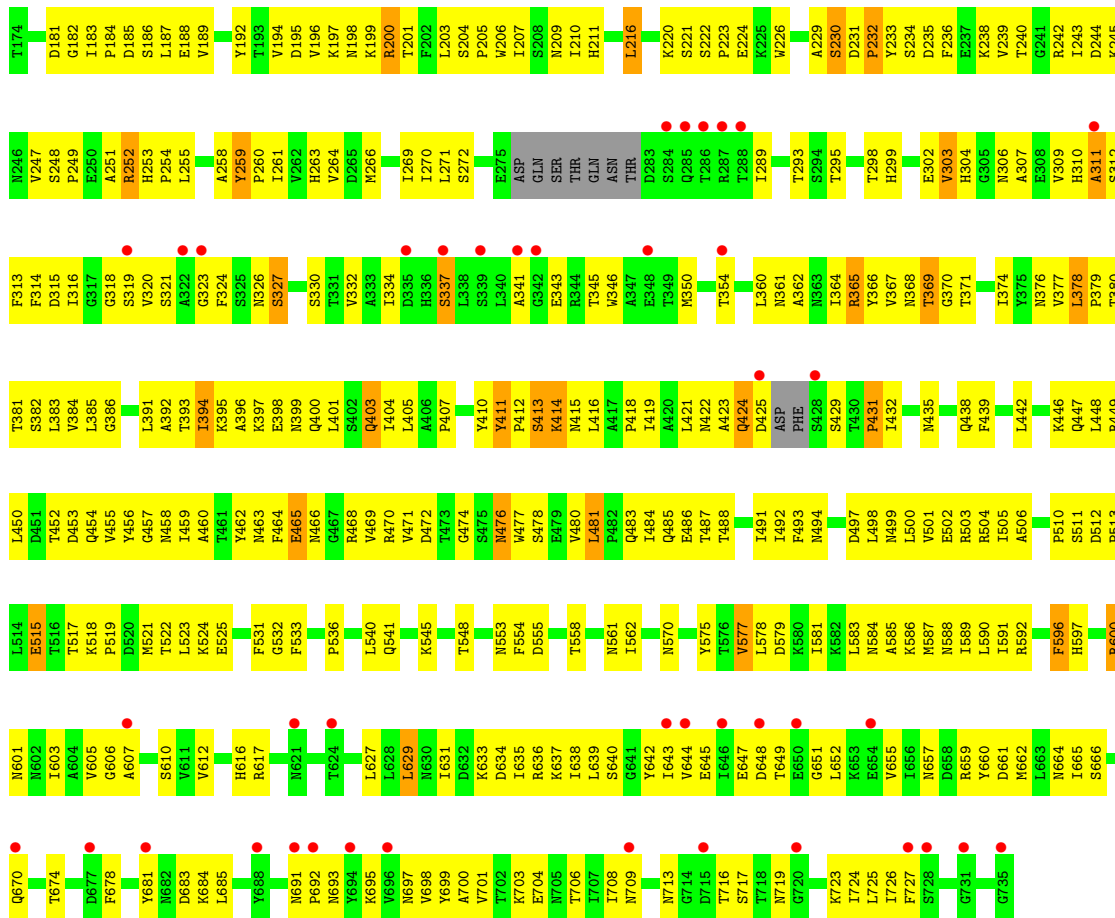


● Molecule 1: Protective antigen

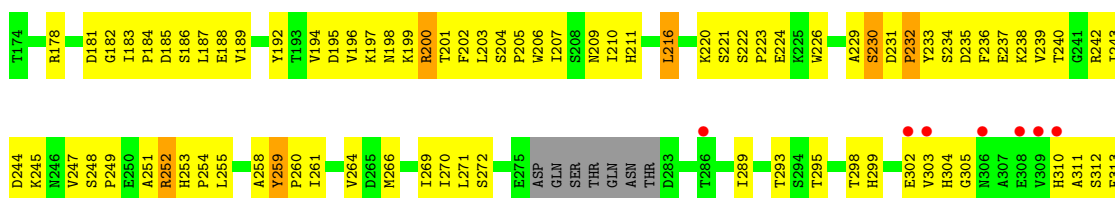


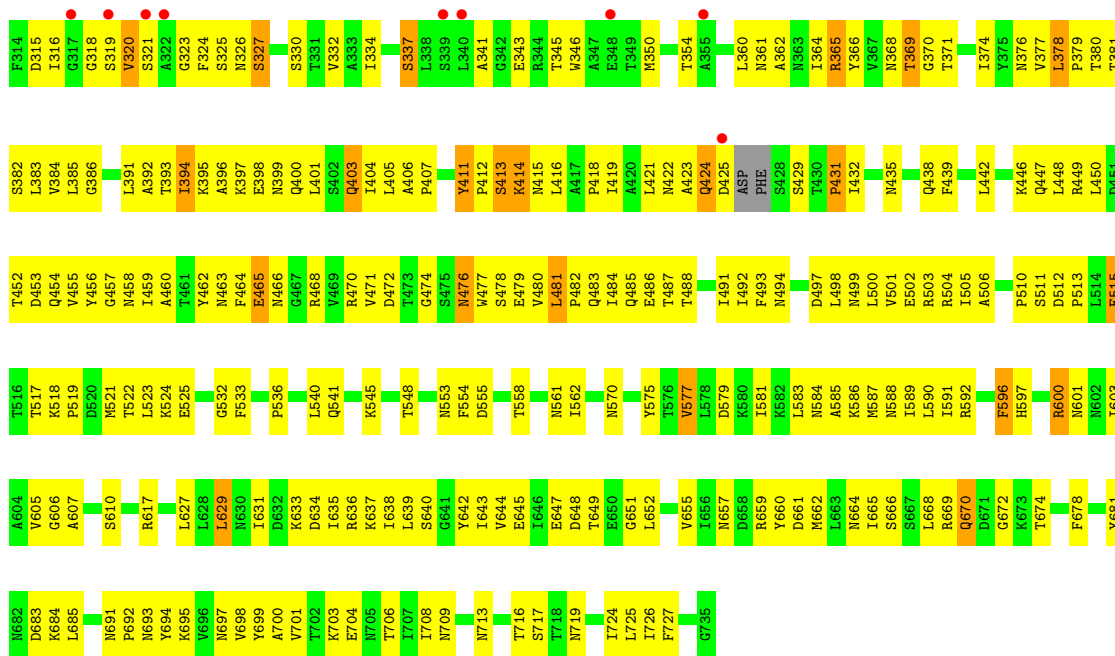


- Molecule 1: Protective antigen




- Molecule 1: Protective antigen

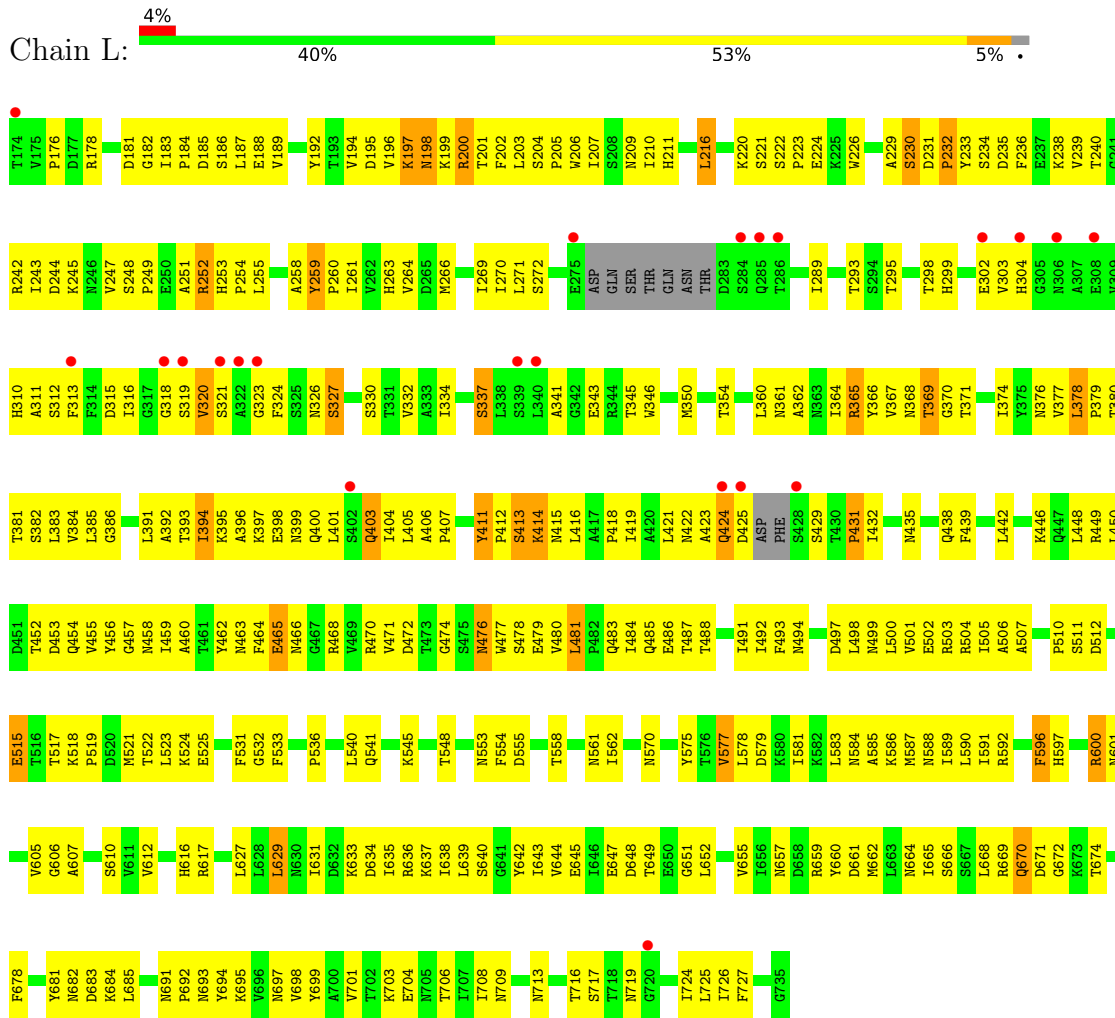




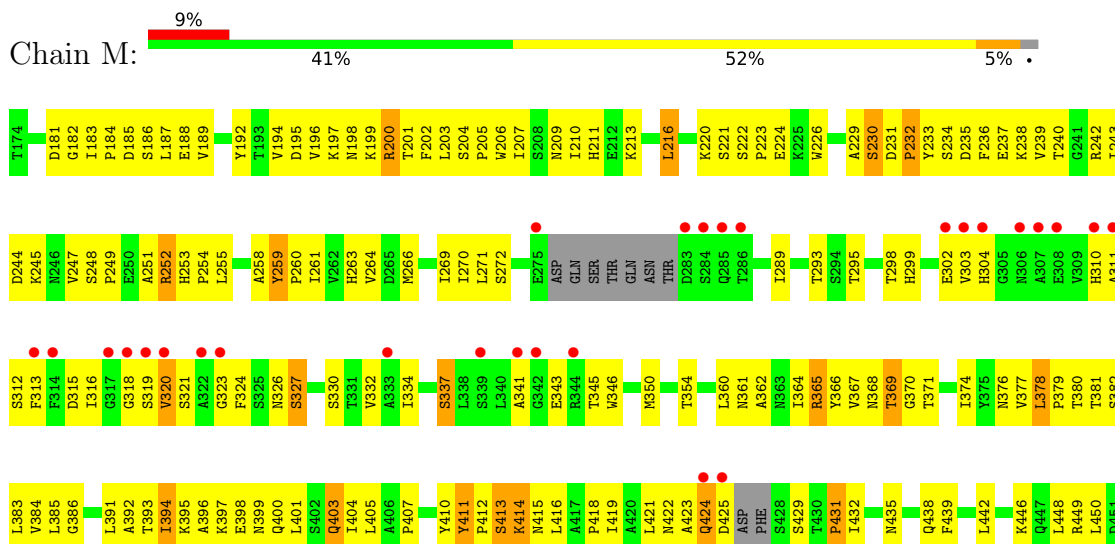
• Molecule 1: Protective antigen

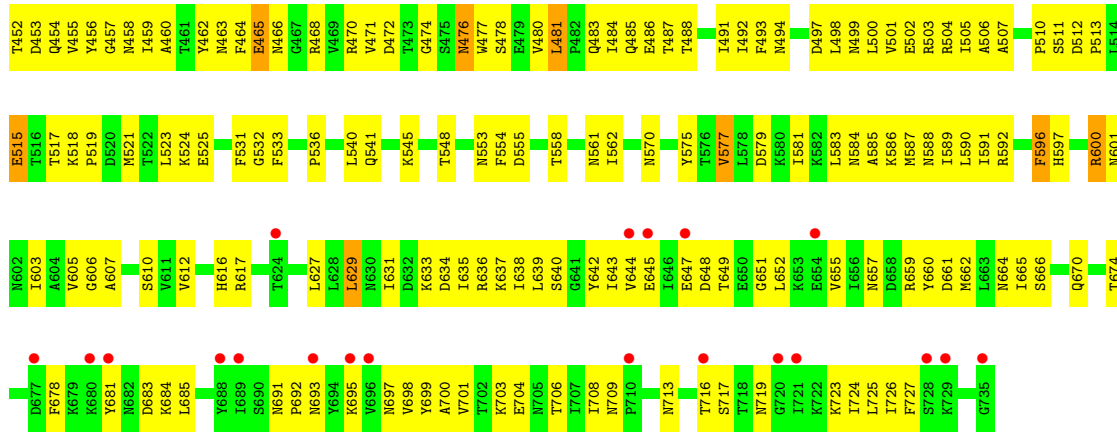


● Molecule 1: Protective antigen

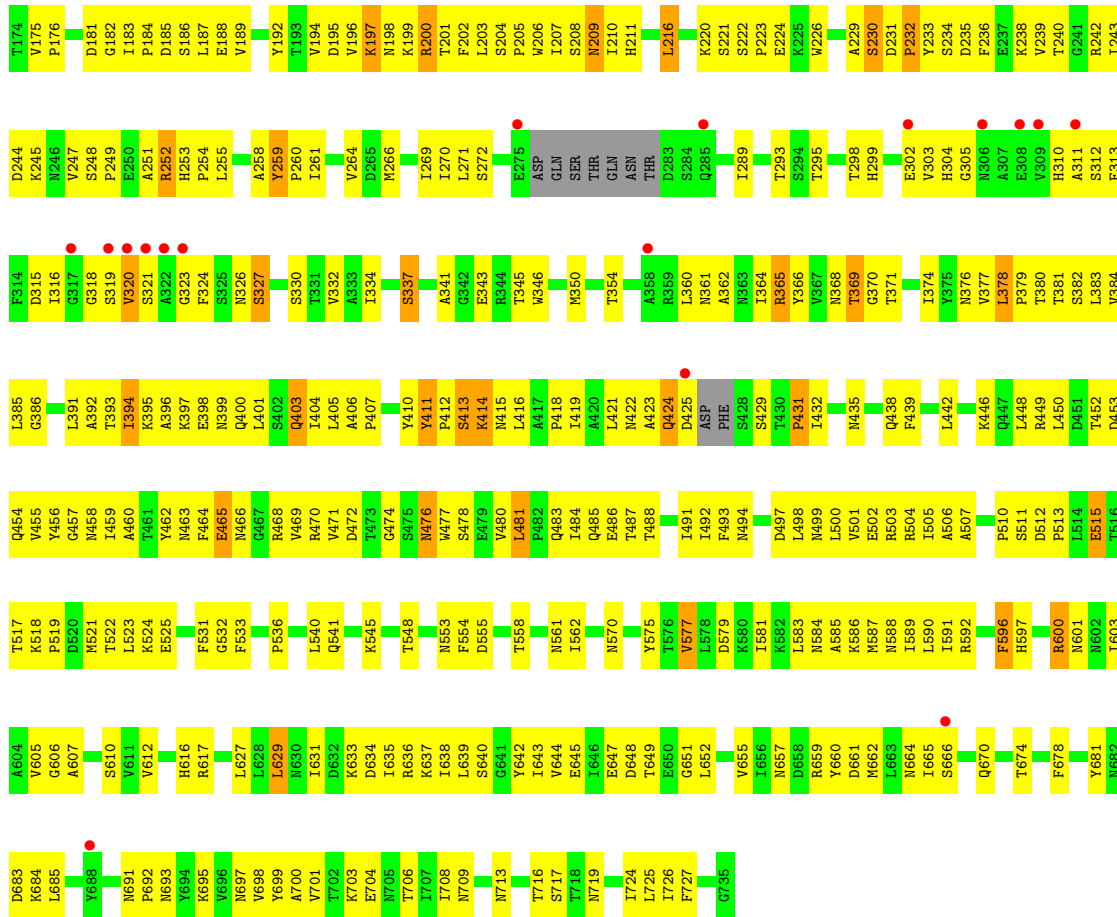


● Molecule 1: Protective antigen





• Molecule 1: Protective antigen



## 4 Data and refinement statistics

Property	Value	Source
Space group	P 1	Depositor
Cell constants a, b, c, $\alpha$ , $\beta$ , $\gamma$	149.61Å 167.03Å 168.20Å 77.56° 75.74° 76.01°	Depositor
Resolution (Å)	30.00 – 3.60 29.82 – 3.60	Depositor EDS
% Data completeness (in resolution range)	93.2 (30.00-3.60) 93.1 (29.82-3.60)	Depositor EDS
$R_{merge}$	(Not available)	Depositor
$R_{sym}$	0.05	Depositor
$\langle I/\sigma(I) \rangle$ <sup>1</sup>	1.25 (at 3.56Å)	Xtrriage
Refinement program	CNS	Depositor
R, $R_{free}$	0.314 , 0.317 0.307 , 0.310	Depositor DCC
$R_{free}$ test set	8182 reflections (5.02%)	wwPDB-VP
Wilson B-factor (Å <sup>2</sup> )	74.3	Xtrriage
Anisotropy	0.164	Xtrriage
Bulk solvent $k_{sol}$ (e/Å <sup>3</sup> ), $B_{sol}$ (Å <sup>2</sup> )	0.22 , 64.7	EDS
L-test for twinning <sup>2</sup>	$\langle  L  \rangle = 0.47$ , $\langle L^2 \rangle = 0.30$	Xtrriage
Estimated twinning fraction	0.019 for -h,-l,-k	Xtrriage
$F_o, F_c$ correlation	0.83	EDS
Total number of atoms	61138	wwPDB-VP
Average B, all atoms (Å <sup>2</sup> )	93.0	wwPDB-VP

Xtrriage's analysis on translational NCS is as follows: *The largest off-origin peak in the Patterson function is 3.06% of the height of the origin peak. No significant pseudotranslation is detected.*

<sup>1</sup>Intensities estimated from amplitudes.

<sup>2</sup>Theoretical values of  $\langle |L| \rangle$ ,  $\langle L^2 \rangle$  for acentric reflections are 0.5, 0.333 respectively for untwinned datasets, and 0.375, 0.2 for perfectly twinned datasets.

## 5 Model quality [i](#)

### 5.1 Standard geometry [i](#)

Bond lengths and bond angles in the following residue types are not validated in this section: CA

The Z score for a bond length (or angle) is the number of standard deviations the observed value is removed from the expected value. A bond length (or angle) with  $|Z| > 5$  is considered an outlier worth inspection. RMSZ is the root-mean-square of all Z scores of the bond lengths (or angles).

Mol	Chain	Bond lengths		Bond angles	
		RMSZ	# Z  >5	RMSZ	# Z  >5
1	A	0.31	0/4439	0.57	0/6018
1	B	0.31	0/4439	0.57	0/6018
1	C	0.31	0/4439	0.57	0/6018
1	D	0.31	0/4439	0.57	0/6018
1	E	0.31	0/4439	0.57	0/6018
1	F	0.31	0/4439	0.57	0/6018
1	G	0.31	0/4439	0.57	0/6018
1	H	0.31	0/4439	0.57	0/6018
1	I	0.31	0/4439	0.57	0/6018
1	J	0.31	0/4439	0.57	0/6018
1	K	0.31	0/4439	0.57	0/6018
1	L	0.31	0/4439	0.57	0/6018
1	M	0.31	0/4439	0.57	0/6018
1	O	0.31	0/4439	0.57	0/6018
All	All	0.31	0/62146	0.57	0/84252

There are no bond length outliers.

There are no bond angle outliers.

There are no chirality outliers.

There are no planarity outliers.

### 5.2 Too-close contacts [i](#)

In the following table, the Non-H and H(model) columns list the number of non-hydrogen atoms and hydrogen atoms in the chain respectively. The H(added) column lists the number of hydrogen atoms added and optimized by MolProbity. The Clashes column lists the number of clashes within the asymmetric unit, whereas Symm-Clashes lists symmetry-related clashes.



Mol	Chain	Non-H	H(model)	H(added)	Clashes	Symm-Clashes
1	A	4365	0	4318	350	0
1	B	4365	0	4318	351	9
1	C	4365	0	4318	342	5
1	D	4365	0	4318	342	6
1	E	4365	0	4318	345	3
1	F	4365	0	4318	350	0
1	G	4365	0	4318	344	1
1	H	4365	0	4318	365	10
1	I	4365	0	4318	377	0
1	J	4365	0	4318	374	3
1	K	4365	0	4318	372	4
1	L	4365	0	4318	361	10
1	M	4365	0	4318	359	5
1	O	4365	0	4318	350	10
2	A	2	0	0	0	0
2	B	2	0	0	0	0
2	C	2	0	0	0	0
2	D	2	0	0	0	0
2	E	2	0	0	0	0
2	F	2	0	0	0	0
2	G	2	0	0	0	0
2	H	2	0	0	0	0
2	I	2	0	0	0	0
2	J	2	0	0	0	0
2	K	2	0	0	0	0
2	L	2	0	0	0	0
2	M	2	0	0	0	0
2	O	2	0	0	0	0
All	All	61138	0	60452	4640	33

The all-atom clashscore is defined as the number of clashes found per 1000 atoms (including hydrogen atoms). The all-atom clashscore for this structure is 38.

All (4640) close contacts within the same asymmetric unit are listed below, sorted by their clash magnitude.

Atom-1	Atom-2	Interatomic distance (Å)	Clash overlap (Å)
1:H:319:SER:N	1:I:414:LYS:HG3	1.61	1.15
1:H:319:SER:H	1:I:414:LYS:HG3	0.99	1.11
1:H:642:TYR:HB2	1:H:665:ILE:HD11	1.43	1.01
1:M:642:TYR:HB2	1:M:665:ILE:HD11	1.43	1.01
1:J:642:TYR:HB2	1:J:665:ILE:HD11	1.43	1.01
1:D:642:TYR:HB2	1:D:665:ILE:HD11	1.43	1.00

*Continued on next page...*

*Continued from previous page...*

Atom-1	Atom-2	Interatomic distance (Å)	Clash overlap (Å)
1:K:642:TYR:HB2	1:K:665:ILE:HD11	1.43	1.00
1:L:517:THR:HG23	1:M:199:LYS:O	1.60	1.00
1:E:642:TYR:HB2	1:E:665:ILE:HD11	1.43	0.99
1:C:642:TYR:HB2	1:C:665:ILE:HD11	1.43	0.99
1:J:517:THR:HG23	1:K:199:LYS:O	1.63	0.99
1:L:319:SER:H	1:M:414:LYS:HG3	1.24	0.99
1:L:642:TYR:HB2	1:L:665:ILE:HD11	1.43	0.99
1:A:642:TYR:HB2	1:A:665:ILE:HD11	1.43	0.99
1:G:642:TYR:HB2	1:G:665:ILE:HD11	1.43	0.98
1:O:642:TYR:HB2	1:O:665:ILE:HD11	1.43	0.98
1:F:642:TYR:HB2	1:F:665:ILE:HD11	1.43	0.98
1:B:642:TYR:HB2	1:B:665:ILE:HD11	1.43	0.97
1:I:483:GLN:HE22	1:J:245:LYS:H	1.10	0.97
1:I:642:TYR:HB2	1:I:665:ILE:HD11	1.43	0.97
1:J:319:SER:H	1:K:414:LYS:HG3	1.27	0.97
1:H:318:GLY:HA2	1:I:410:TYR:CE1	1.98	0.96
1:I:521:MET:HA	1:I:521:MET:HE3	1.45	0.96
1:J:318:GLY:HA2	1:K:410:TYR:CE1	1.99	0.96
1:E:521:MET:HA	1:E:521:MET:HE3	1.48	0.95
1:C:521:MET:HA	1:C:521:MET:HE3	1.48	0.95
1:M:521:MET:HA	1:M:521:MET:HE3	1.47	0.95
1:D:521:MET:HA	1:D:521:MET:HE3	1.47	0.94
1:O:521:MET:HA	1:O:521:MET:HE3	1.49	0.93
1:G:414:LYS:HG3	1:M:319:SER:H	1.32	0.92
1:G:303:VAL:CG2	1:H:670:GLN:HG2	2.00	0.92
1:J:318:GLY:HA2	1:K:410:TYR:HE1	1.33	0.92
1:B:521:MET:HE3	1:B:521:MET:HA	1.47	0.92
1:G:521:MET:HA	1:G:521:MET:HE3	1.47	0.92
1:H:521:MET:HA	1:H:521:MET:HE3	1.48	0.91
1:L:521:MET:HE1	1:L:525:GLU:HG2	1.51	0.91
1:F:521:MET:HA	1:F:521:MET:HE3	1.50	0.91
1:H:318:GLY:CA	1:I:410:TYR:HE1	1.84	0.91
1:G:466:ASN:O	1:M:226:TRP:HB2	1.69	0.90
1:A:521:MET:HA	1:A:521:MET:HE3	1.53	0.90
1:J:521:MET:HE1	1:J:525:GLU:HG2	1.52	0.90
1:B:517:THR:HG23	1:C:199:LYS:O	1.71	0.90
1:F:512:ASP:OD1	1:O:245:LYS:HE3	1.72	0.90
1:K:189:VAL:HG13	1:L:199:LYS:CG	2.01	0.90
1:K:521:MET:HE1	1:K:525:GLU:HG2	1.53	0.90
1:K:303:VAL:CG2	1:L:670:GLN:HG2	2.02	0.89
1:G:189:VAL:HG13	1:H:199:LYS:CG	2.02	0.89

*Continued on next page...*

*Continued from previous page...*

Atom-1	Atom-2	Interatomic distance (Å)	Clash overlap (Å)
1:F:226:TRP:HB2	1:O:466:ASN:O	1.72	0.89
1:C:183:ILE:HG12	1:C:203:LEU:HD21	1.55	0.89
1:G:517:THR:HG23	1:H:199:LYS:O	1.72	0.89
1:G:468:ARG:HH12	1:M:232:PRO:HA	1.37	0.89
1:J:521:MET:HE3	1:J:521:MET:HA	1.55	0.89
1:E:183:ILE:HG12	1:E:203:LEU:HD21	1.55	0.89
1:B:183:ILE:HG12	1:B:203:LEU:HD21	1.55	0.88
1:K:521:MET:HA	1:K:521:MET:HE3	1.53	0.88
1:A:521:MET:HE1	1:A:525:GLU:HG2	1.53	0.88
1:F:521:MET:HE1	1:F:525:GLU:HG2	1.55	0.88
1:J:319:SER:N	1:K:414:LYS:HG3	1.87	0.88
1:I:183:ILE:HG12	1:I:203:LEU:HD21	1.55	0.88
1:K:483:GLN:HE22	1:L:245:LYS:H	1.18	0.88
1:O:183:ILE:HG12	1:O:203:LEU:HD21	1.55	0.88
1:D:517:THR:HG23	1:E:199:LYS:O	1.74	0.87
1:K:183:ILE:HG12	1:K:203:LEU:HD21	1.55	0.87
1:L:189:VAL:HG13	1:M:199:LYS:CG	2.04	0.87
1:M:183:ILE:HG12	1:M:203:LEU:HD21	1.55	0.87
1:A:245:LYS:HE3	1:O:512:ASP:OD1	1.74	0.87
1:F:183:ILE:HG12	1:F:203:LEU:HD21	1.55	0.87
1:C:521:MET:HE1	1:C:525:GLU:HG2	1.57	0.87
1:E:521:MET:HE1	1:E:525:GLU:HG2	1.57	0.87
1:A:226:TRP:HB2	1:B:466:ASN:O	1.75	0.86
1:L:521:MET:HA	1:L:521:MET:HE3	1.57	0.86
1:J:318:GLY:CA	1:K:410:TYR:HE1	1.87	0.86
1:D:183:ILE:HG12	1:D:203:LEU:HD21	1.55	0.86
1:G:183:ILE:HG12	1:G:203:LEU:HD21	1.55	0.86
1:F:513:PRO:HB2	1:O:240:THR:O	1.75	0.86
1:J:183:ILE:HG12	1:J:203:LEU:HD21	1.55	0.86
1:A:183:ILE:HG12	1:A:203:LEU:HD21	1.55	0.86
1:H:183:ILE:HG12	1:H:203:LEU:HD21	1.55	0.86
1:M:521:MET:HE1	1:M:525:GLU:HG2	1.58	0.86
1:O:521:MET:HE1	1:O:525:GLU:HG2	1.56	0.86
1:A:606:GLY:HA2	1:A:638:ILE:HD12	1.58	0.86
1:C:606:GLY:HA2	1:C:638:ILE:HD12	1.58	0.85
1:H:606:GLY:HA2	1:H:638:ILE:HD12	1.58	0.85
1:L:183:ILE:HG12	1:L:203:LEU:HD21	1.55	0.85
1:E:606:GLY:HA2	1:E:638:ILE:HD12	1.58	0.85
1:D:521:MET:HE1	1:D:525:GLU:HG2	1.58	0.85
1:F:606:GLY:HA2	1:F:638:ILE:HD12	1.58	0.85
1:H:318:GLY:CA	1:I:410:TYR:CE1	2.57	0.85

*Continued on next page...*

*Continued from previous page...*

Atom-1	Atom-2	Interatomic distance (Å)	Clash overlap (Å)
1:I:517:THR:HG23	1:J:199:LYS:O	1.76	0.85
1:L:606:GLY:HA2	1:L:638:ILE:HD12	1.58	0.85
1:H:521:MET:HE1	1:H:525:GLU:HG2	1.56	0.84
1:F:319:SER:H	1:O:414:LYS:HG3	1.41	0.84
1:J:606:GLY:HA2	1:J:638:ILE:HD12	1.58	0.84
1:B:606:GLY:HA2	1:B:638:ILE:HD12	1.58	0.84
1:I:606:GLY:HA2	1:I:638:ILE:HD12	1.58	0.84
1:G:521:MET:HE1	1:G:525:GLU:HG2	1.58	0.84
1:L:196:VAL:HG12	1:L:201:THR:HG22	1.60	0.84
1:L:319:SER:N	1:M:414:LYS:HG3	1.93	0.84
1:C:366:TYR:HB2	1:C:411:TYR:HB2	1.60	0.84
1:I:196:VAL:HG12	1:I:201:THR:HG22	1.60	0.84
1:E:319:SER:H	1:F:414:LYS:HG3	1.42	0.83
1:G:196:VAL:HG12	1:G:201:THR:HG22	1.60	0.83
1:K:606:GLY:HA2	1:K:638:ILE:HD12	1.58	0.83
1:A:366:TYR:HB2	1:A:411:TYR:HB2	1.60	0.83
1:G:303:VAL:HG23	1:H:670:GLN:HG2	1.58	0.83
1:J:196:VAL:HG12	1:J:201:THR:HG22	1.60	0.83
1:O:606:GLY:HA2	1:O:638:ILE:HD12	1.58	0.83
1:D:366:TYR:HB2	1:D:411:TYR:HB2	1.60	0.83
1:J:366:TYR:HB2	1:J:411:TYR:HB2	1.60	0.83
1:K:196:VAL:HG12	1:K:201:THR:HG22	1.60	0.83
1:B:366:TYR:HB2	1:B:411:TYR:HB2	1.60	0.83
1:I:366:TYR:HB2	1:I:411:TYR:HB2	1.60	0.83
1:C:483:GLN:HE22	1:D:245:LYS:H	1.25	0.83
1:E:196:VAL:HG12	1:E:201:THR:HG22	1.60	0.83
1:D:606:GLY:HA2	1:D:638:ILE:HD12	1.58	0.83
1:G:483:GLN:HE22	1:H:245:LYS:H	1.26	0.83
1:I:184:PRO:HD2	1:I:187:LEU:HD12	1.61	0.83
1:J:184:PRO:HD2	1:J:187:LEU:HD12	1.61	0.83
1:M:606:GLY:HA2	1:M:638:ILE:HD12	1.58	0.83
1:B:196:VAL:HG12	1:B:201:THR:HG22	1.60	0.83
1:G:606:GLY:HA2	1:G:638:ILE:HD12	1.58	0.83
1:H:319:SER:CA	1:I:414:LYS:HG3	2.09	0.83
1:K:403:GLN:NE2	1:K:403:GLN:H	1.77	0.83
1:M:196:VAL:HG12	1:M:201:THR:HG22	1.60	0.83
1:O:196:VAL:HG12	1:O:201:THR:HG22	1.60	0.83
1:A:184:PRO:HD2	1:A:187:LEU:HD12	1.61	0.83
1:C:403:GLN:NE2	1:C:403:GLN:H	1.77	0.83
1:B:521:MET:HE1	1:B:525:GLU:HG2	1.59	0.83
1:O:366:TYR:HB2	1:O:411:TYR:HB2	1.60	0.83

*Continued on next page...*

*Continued from previous page...*

Atom-1	Atom-2	Interatomic distance (Å)	Clash overlap (Å)
1:E:366:TYR:HB2	1:E:411:TYR:HB2	1.60	0.82
1:H:184:PRO:HD2	1:H:187:LEU:HD12	1.61	0.82
1:L:224:GLU:OE2	1:M:201:THR:N	2.11	0.82
1:B:184:PRO:HD2	1:B:187:LEU:HD12	1.61	0.82
1:C:184:PRO:HD2	1:C:187:LEU:HD12	1.61	0.82
1:D:196:VAL:HG12	1:D:201:THR:HG22	1.60	0.82
1:F:403:GLN:NE2	1:F:403:GLN:H	1.77	0.82
1:A:403:GLN:NE2	1:A:403:GLN:H	1.77	0.82
1:E:403:GLN:NE2	1:E:403:GLN:H	1.77	0.82
1:F:196:VAL:HG12	1:F:201:THR:HG22	1.60	0.82
1:I:403:GLN:NE2	1:I:403:GLN:H	1.77	0.82
1:K:223:PRO:HD2	1:K:517:THR:HG22	1.62	0.82
1:J:403:GLN:NE2	1:J:403:GLN:H	1.77	0.82
1:M:223:PRO:HD2	1:M:517:THR:HG22	1.62	0.82
1:M:403:GLN:NE2	1:M:403:GLN:H	1.77	0.82
1:K:184:PRO:HD2	1:K:187:LEU:HD12	1.61	0.82
1:O:184:PRO:HD2	1:O:187:LEU:HD12	1.61	0.82
1:C:196:VAL:HG12	1:C:201:THR:HG22	1.60	0.82
1:E:223:PRO:HD2	1:E:517:THR:HG22	1.62	0.82
1:K:303:VAL:HG23	1:L:670:GLN:HG2	1.59	0.82
1:L:184:PRO:HD2	1:L:187:LEU:HD12	1.61	0.82
1:L:403:GLN:NE2	1:L:403:GLN:H	1.77	0.82
1:C:223:PRO:HD2	1:C:517:THR:HG22	1.62	0.82
1:D:403:GLN:NE2	1:D:403:GLN:H	1.77	0.82
1:G:366:TYR:HB2	1:G:411:TYR:HB2	1.60	0.82
1:G:403:GLN:NE2	1:G:403:GLN:H	1.77	0.82
1:H:196:VAL:HG12	1:H:201:THR:HG22	1.60	0.82
1:H:366:TYR:HB2	1:H:411:TYR:HB2	1.60	0.81
1:I:521:MET:HE1	1:I:525:GLU:HG2	1.62	0.81
1:J:224:GLU:OE2	1:K:201:THR:N	2.12	0.81
1:K:366:TYR:HB2	1:K:411:TYR:HB2	1.60	0.81
1:B:403:GLN:NE2	1:B:403:GLN:H	1.77	0.81
1:E:232:PRO:HA	1:F:468:ARG:HH12	1.44	0.81
1:G:466:ASN:O	1:M:226:TRP:CB	2.29	0.81
1:H:223:PRO:HD2	1:H:517:THR:HG22	1.62	0.81
1:I:223:PRO:HD2	1:I:517:THR:HG22	1.62	0.81
1:J:483:GLN:HE22	1:K:245:LYS:H	1.29	0.81
1:A:403:GLN:H	1:A:403:GLN:HE21	1.29	0.81
1:G:223:PRO:HD2	1:G:517:THR:HG22	1.62	0.81
1:D:223:PRO:HD2	1:D:517:THR:HG22	1.62	0.81
1:G:184:PRO:HD2	1:G:187:LEU:HD12	1.61	0.81

*Continued on next page...*

*Continued from previous page...*

Atom-1	Atom-2	Interatomic distance (Å)	Clash overlap (Å)
1:L:403:GLN:H	1:L:403:GLN:HE21	1.29	0.81
1:A:196:VAL:HG12	1:A:201:THR:HG22	1.60	0.81
1:A:223:PRO:HD2	1:A:517:THR:HG22	1.62	0.81
1:F:366:TYR:HB2	1:F:411:TYR:HB2	1.60	0.81
1:H:403:GLN:NE2	1:H:403:GLN:H	1.77	0.81
1:O:403:GLN:HE21	1:O:403:GLN:H	1.29	0.81
1:O:403:GLN:H	1:O:403:GLN:NE2	1.77	0.81
1:C:403:GLN:H	1:C:403:GLN:HE21	1.29	0.81
1:E:184:PRO:HD2	1:E:187:LEU:HD12	1.61	0.81
1:F:184:PRO:HD2	1:F:187:LEU:HD12	1.61	0.81
1:J:189:VAL:HG13	1:K:199:LYS:CG	2.11	0.81
1:L:266:MET:HA	1:L:364:ILE:HG22	1.63	0.81
1:D:184:PRO:HD2	1:D:187:LEU:HD12	1.61	0.81
1:M:366:TYR:HB2	1:M:411:TYR:HB2	1.60	0.81
1:C:240:THR:HG23	1:C:242:ARG:H	1.46	0.81
1:D:266:MET:HA	1:D:364:ILE:HG22	1.63	0.81
1:F:223:PRO:HD2	1:F:517:THR:HG22	1.62	0.81
1:G:240:THR:HG23	1:G:242:ARG:H	1.46	0.81
1:G:403:GLN:H	1:G:403:GLN:HE21	1.29	0.81
1:K:517:THR:HG23	1:L:199:LYS:O	1.81	0.81
1:I:240:THR:HG23	1:I:242:ARG:H	1.46	0.80
1:L:223:PRO:HD2	1:L:517:THR:HG22	1.62	0.80
1:C:266:MET:HA	1:C:364:ILE:HG22	1.63	0.80
1:H:240:THR:HG23	1:H:242:ARG:H	1.46	0.80
1:B:223:PRO:HD2	1:B:517:THR:HG22	1.62	0.80
1:L:240:THR:HG23	1:L:242:ARG:H	1.46	0.80
1:L:366:TYR:HB2	1:L:411:TYR:HB2	1.60	0.80
1:M:240:THR:HG23	1:M:242:ARG:H	1.46	0.80
1:A:240:THR:HG23	1:A:242:ARG:H	1.46	0.80
1:O:266:MET:HA	1:O:364:ILE:HG22	1.63	0.80
1:K:403:GLN:H	1:K:403:GLN:HE21	1.29	0.80
1:M:266:MET:HA	1:M:364:ILE:HG22	1.63	0.80
1:O:223:PRO:HD2	1:O:517:THR:HG22	1.62	0.80
1:E:226:TRP:HB2	1:F:466:ASN:O	1.82	0.80
1:K:266:MET:HA	1:K:364:ILE:HG22	1.63	0.80
1:M:403:GLN:H	1:M:403:GLN:HE21	1.29	0.80
1:E:240:THR:HG23	1:E:242:ARG:H	1.46	0.80
1:E:266:MET:HA	1:E:364:ILE:HG22	1.63	0.80
1:M:184:PRO:HD2	1:M:187:LEU:HD12	1.61	0.80
1:B:240:THR:HG23	1:B:242:ARG:H	1.46	0.80
1:F:240:THR:HG23	1:F:242:ARG:H	1.46	0.80

*Continued on next page...*

*Continued from previous page...*

Atom-1	Atom-2	Interatomic distance (Å)	Clash overlap (Å)
1:F:403:GLN:H	1:F:403:GLN:HE21	1.29	0.79
1:J:178:ARG:NH1	1:K:200:ARG:HB3	1.97	0.79
1:B:266:MET:HA	1:B:364:ILE:HG22	1.63	0.79
1:J:223:PRO:HD2	1:J:517:THR:HG22	1.62	0.79
1:D:240:THR:HG23	1:D:242:ARG:H	1.46	0.79
1:D:403:GLN:H	1:D:403:GLN:HE21	1.29	0.79
1:L:483:GLN:HE22	1:M:245:LYS:H	1.25	0.79
1:A:266:MET:HA	1:A:364:ILE:HG22	1.63	0.79
1:F:266:MET:HA	1:F:364:ILE:HG22	1.63	0.79
1:A:524:LYS:HD2	1:A:579:ASP:HB3	1.65	0.79
1:E:236:PHE:O	1:E:240:THR:HG22	1.83	0.79
1:E:403:GLN:H	1:E:403:GLN:HE21	1.29	0.79
1:G:266:MET:HA	1:G:364:ILE:HG22	1.63	0.79
1:I:524:LYS:HD2	1:I:579:ASP:HB3	1.65	0.79
1:O:240:THR:HG23	1:O:242:ARG:H	1.46	0.78
1:G:378:LEU:HD13	1:G:401:LEU:HD21	1.66	0.78
1:F:524:LYS:HD2	1:F:579:ASP:HB3	1.65	0.78
1:H:403:GLN:H	1:H:403:GLN:HE21	1.29	0.78
1:A:378:LEU:HD13	1:A:401:LEU:HD21	1.66	0.78
1:D:236:PHE:O	1:D:240:THR:HG22	1.83	0.78
1:F:378:LEU:HD13	1:F:401:LEU:HD21	1.66	0.78
1:G:524:LYS:HD2	1:G:579:ASP:HB3	1.65	0.78
1:I:266:MET:HA	1:I:364:ILE:HG22	1.63	0.78
1:O:378:LEU:HD13	1:O:401:LEU:HD21	1.66	0.78
1:C:378:LEU:HD13	1:C:401:LEU:HD21	1.66	0.78
1:E:524:LYS:HD2	1:E:579:ASP:HB3	1.65	0.78
1:H:266:MET:HA	1:H:364:ILE:HG22	1.63	0.78
1:K:236:PHE:O	1:K:240:THR:HG22	1.83	0.78
1:K:240:THR:HG23	1:K:242:ARG:H	1.46	0.78
1:F:236:PHE:O	1:F:240:THR:HG22	1.83	0.78
1:H:236:PHE:O	1:H:240:THR:HG22	1.83	0.78
1:C:236:PHE:O	1:C:240:THR:HG22	1.83	0.78
1:G:236:PHE:O	1:G:240:THR:HG22	1.83	0.78
1:J:236:PHE:O	1:J:240:THR:HG22	1.83	0.78
1:L:524:LYS:HD2	1:L:579:ASP:HB3	1.65	0.78
1:B:236:PHE:O	1:B:240:THR:HG22	1.83	0.78
1:I:403:GLN:H	1:I:403:GLN:HE21	1.29	0.78
1:J:266:MET:HA	1:J:364:ILE:HG22	1.63	0.78
1:K:378:LEU:HD13	1:K:401:LEU:HD21	1.66	0.78
1:B:403:GLN:H	1:B:403:GLN:HE21	1.29	0.77
1:J:524:LYS:HD2	1:J:579:ASP:HB3	1.65	0.77

*Continued on next page...*



*Continued from previous page...*

Atom-1	Atom-2	Interatomic distance (Å)	Clash overlap (Å)
1:G:245:LYS:H	1:M:483:GLN:HE22	1.30	0.77
1:M:524:LYS:HD2	1:M:579:ASP:HB3	1.65	0.77
1:I:423:ALA:O	1:I:424:GLN:HB3	1.85	0.77
1:M:236:PHE:O	1:M:240:THR:HG22	1.83	0.77
1:C:517:THR:HG23	1:D:199:LYS:O	1.84	0.77
1:M:423:ALA:O	1:M:424:GLN:HB3	1.85	0.77
1:O:524:LYS:HD2	1:O:579:ASP:HB3	1.65	0.77
1:A:236:PHE:O	1:A:240:THR:HG22	1.83	0.77
1:B:524:LYS:HD2	1:B:579:ASP:HB3	1.65	0.77
1:I:236:PHE:O	1:I:240:THR:HG22	1.83	0.77
1:J:240:THR:HG23	1:J:242:ARG:H	1.46	0.77
1:J:403:GLN:H	1:J:403:GLN:HE21	1.29	0.77
1:D:524:LYS:HD2	1:D:579:ASP:HB3	1.65	0.77
1:E:423:ALA:O	1:E:424:GLN:HB3	1.85	0.77
1:E:645:GLU:HB3	1:E:655:VAL:HG22	1.67	0.77
1:H:319:SER:H	1:I:414:LYS:CG	1.91	0.77
1:B:378:LEU:HD13	1:B:401:LEU:HD21	1.66	0.77
1:J:645:GLU:HB3	1:J:655:VAL:HG22	1.67	0.77
1:C:423:ALA:O	1:C:424:GLN:HB3	1.85	0.77
1:H:645:GLU:HB3	1:H:655:VAL:HG22	1.67	0.77
1:A:423:ALA:O	1:A:424:GLN:HB3	1.85	0.77
1:C:226:TRP:HB2	1:D:466:ASN:O	1.84	0.77
1:F:645:GLU:HB3	1:F:655:VAL:HG22	1.67	0.77
1:H:524:LYS:HD2	1:H:579:ASP:HB3	1.65	0.77
1:L:236:PHE:O	1:L:240:THR:HG22	1.83	0.77
1:L:318:GLY:HA2	1:M:410:TYR:CE1	2.20	0.77
1:C:524:LYS:HD2	1:C:579:ASP:HB3	1.65	0.76
1:J:378:LEU:HD13	1:J:401:LEU:HD21	1.66	0.76
1:L:423:ALA:O	1:L:424:GLN:HB3	1.85	0.76
1:O:236:PHE:O	1:O:240:THR:HG22	1.83	0.76
1:B:264:VAL:HG21	1:B:381:THR:HG21	1.68	0.76
1:B:318:GLY:HA2	1:C:410:TYR:HE1	1.51	0.76
1:H:264:VAL:HG21	1:H:381:THR:HG21	1.68	0.76
1:J:423:ALA:O	1:J:424:GLN:HB3	1.85	0.76
1:L:378:LEU:HD13	1:L:401:LEU:HD21	1.65	0.76
1:O:645:GLU:HB3	1:O:655:VAL:HG22	1.67	0.76
1:F:423:ALA:O	1:F:424:GLN:HB3	1.85	0.76
1:I:303:VAL:CG2	1:J:670:GLN:HG2	2.15	0.76
1:O:423:ALA:O	1:O:424:GLN:HB3	1.85	0.76
1:A:240:THR:O	1:O:513:PRO:HB2	1.85	0.76
1:C:645:GLU:HB3	1:C:655:VAL:HG22	1.67	0.76

*Continued on next page...*



*Continued from previous page...*

Atom-1	Atom-2	Interatomic distance (Å)	Clash overlap (Å)
1:J:264:VAL:HG21	1:J:381:THR:HG21	1.68	0.76
1:L:645:GLU:HB3	1:L:655:VAL:HG22	1.67	0.76
1:M:378:LEU:HD13	1:M:401:LEU:HD21	1.66	0.76
1:M:645:GLU:HB3	1:M:655:VAL:HG22	1.67	0.76
1:I:378:LEU:HD13	1:I:401:LEU:HD21	1.66	0.76
1:D:264:VAL:HG21	1:D:381:THR:HG21	1.68	0.76
1:F:243:ILE:HG12	1:F:244:ASP:N	2.01	0.76
1:G:645:GLU:HB3	1:G:655:VAL:HG22	1.67	0.76
1:K:423:ALA:O	1:K:424:GLN:HB3	1.85	0.76
1:A:264:VAL:HG21	1:A:381:THR:HG21	1.68	0.76
1:G:264:VAL:HG21	1:G:381:THR:HG21	1.68	0.76
1:H:378:LEU:HD13	1:H:401:LEU:HD21	1.66	0.76
1:K:524:LYS:HD2	1:K:579:ASP:HB3	1.65	0.76
1:M:243:ILE:HG12	1:M:244:ASP:N	2.01	0.76
1:O:264:VAL:HG21	1:O:381:THR:HG21	1.68	0.76
1:A:410:TYR:HE1	1:O:318:GLY:HA2	1.50	0.76
1:D:378:LEU:HD13	1:D:401:LEU:HD21	1.66	0.76
1:E:378:LEU:HD13	1:E:401:LEU:HD21	1.66	0.76
1:I:243:ILE:HG12	1:I:244:ASP:N	2.01	0.76
1:I:645:GLU:HB3	1:I:655:VAL:HG22	1.67	0.76
1:H:517:THR:HG23	1:I:199:LYS:O	1.86	0.75
1:J:318:GLY:CA	1:K:410:TYR:CE1	2.65	0.75
1:C:264:VAL:HG21	1:C:381:THR:HG21	1.68	0.75
1:D:423:ALA:O	1:D:424:GLN:HB3	1.85	0.75
1:E:324:PHE:HE1	1:E:588:ASN:HB3	1.52	0.75
1:A:243:ILE:HG12	1:A:244:ASP:N	2.01	0.75
1:F:264:VAL:HG21	1:F:381:THR:HG21	1.68	0.75
1:I:264:VAL:HG21	1:I:381:THR:HG21	1.68	0.75
1:A:645:GLU:HB3	1:A:655:VAL:HG22	1.67	0.75
1:A:513:PRO:HB2	1:B:240:THR:O	1.84	0.75
1:D:324:PHE:HE1	1:D:588:ASN:HB3	1.52	0.75
1:B:645:GLU:HB3	1:B:655:VAL:HG22	1.67	0.75
1:C:243:ILE:HG12	1:C:244:ASP:N	2.01	0.75
1:D:645:GLU:HB3	1:D:655:VAL:HG22	1.67	0.75
1:K:189:VAL:HG13	1:L:199:LYS:HG3	1.68	0.75
1:K:324:PHE:HE1	1:K:588:ASN:HB3	1.52	0.75
1:H:423:ALA:O	1:H:424:GLN:HB3	1.85	0.75
1:O:243:ILE:HG12	1:O:244:ASP:N	2.01	0.75
1:B:324:PHE:HE1	1:B:588:ASN:HB3	1.52	0.75
1:E:636:ARG:HA	1:E:639:LEU:HD23	1.69	0.75
1:G:243:ILE:HG12	1:G:244:ASP:N	2.01	0.75

*Continued on next page...*

*Continued from previous page...*

Atom-1	Atom-2	Interatomic distance (Å)	Clash overlap (Å)
1:L:264:VAL:HG21	1:L:381:THR:HG21	1.68	0.75
1:M:264:VAL:HG21	1:M:381:THR:HG21	1.68	0.75
1:B:423:ALA:O	1:B:424:GLN:HB3	1.85	0.74
1:D:243:ILE:HG12	1:D:244:ASP:N	2.01	0.74
1:K:645:GLU:HB3	1:K:655:VAL:HG22	1.67	0.74
1:M:636:ARG:HA	1:M:639:LEU:HD23	1.69	0.74
1:E:264:VAL:HG21	1:E:381:THR:HG21	1.68	0.74
1:L:243:ILE:HG12	1:L:244:ASP:N	2.01	0.74
1:F:636:ARG:HA	1:F:639:LEU:HD23	1.69	0.74
1:G:423:ALA:O	1:G:424:GLN:HB3	1.85	0.74
1:J:636:ARG:HA	1:J:639:LEU:HD23	1.69	0.74
1:K:243:ILE:HG12	1:K:244:ASP:N	2.01	0.74
1:C:361:ASN:HD21	1:C:423:ALA:HB2	1.53	0.74
1:L:636:ARG:HA	1:L:639:LEU:HD23	1.69	0.74
1:B:243:ILE:HG12	1:B:244:ASP:N	2.01	0.74
1:C:324:PHE:HE1	1:C:588:ASN:HB3	1.52	0.74
1:G:361:ASN:HD21	1:G:423:ALA:HB2	1.53	0.74
1:J:361:ASN:HD21	1:J:423:ALA:HB2	1.53	0.74
1:B:636:ARG:HA	1:B:639:LEU:HD23	1.69	0.74
1:C:636:ARG:HA	1:C:639:LEU:HD23	1.69	0.74
1:J:243:ILE:HG12	1:J:244:ASP:N	2.01	0.74
1:L:361:ASN:HD21	1:L:423:ALA:HB2	1.53	0.74
1:E:361:ASN:HD21	1:E:423:ALA:HB2	1.53	0.74
1:I:636:ARG:HA	1:I:639:LEU:HD23	1.69	0.74
1:A:361:ASN:HD21	1:A:423:ALA:HB2	1.53	0.74
1:A:324:PHE:HE1	1:A:588:ASN:HB3	1.52	0.74
1:A:636:ARG:HA	1:A:639:LEU:HD23	1.69	0.74
1:K:636:ARG:HA	1:K:639:LEU:HD23	1.69	0.74
1:E:243:ILE:HG12	1:E:244:ASP:N	2.01	0.74
1:K:264:VAL:HG21	1:K:381:THR:HG21	1.68	0.74
1:F:324:PHE:HE1	1:F:588:ASN:HB3	1.52	0.73
1:F:361:ASN:HD21	1:F:423:ALA:HB2	1.53	0.73
1:O:324:PHE:HE1	1:O:588:ASN:HB3	1.52	0.73
1:D:636:ARG:HA	1:D:639:LEU:HD23	1.69	0.73
1:M:324:PHE:HE1	1:M:588:ASN:HB3	1.52	0.73
1:J:324:PHE:HE1	1:J:588:ASN:HB3	1.52	0.73
1:G:636:ARG:HA	1:G:639:LEU:HD23	1.69	0.73
1:H:324:PHE:HE1	1:H:588:ASN:HB3	1.52	0.73
1:I:361:ASN:HD21	1:I:423:ALA:HB2	1.53	0.73
1:H:243:ILE:HG12	1:H:244:ASP:N	2.01	0.73
1:M:361:ASN:HD21	1:M:423:ALA:HB2	1.53	0.73

*Continued on next page...*

*Continued from previous page...*

Atom-1	Atom-2	Interatomic distance (Å)	Clash overlap (Å)
1:A:458:ASN:HD22	1:A:476:ASN:HB2	1.54	0.73
1:C:458:ASN:HD22	1:C:476:ASN:HB2	1.54	0.73
1:F:458:ASN:HD22	1:F:476:ASN:HB2	1.54	0.73
1:G:324:PHE:HE1	1:G:588:ASN:HB3	1.52	0.73
1:I:458:ASN:HD22	1:I:476:ASN:HB2	1.54	0.73
1:J:458:ASN:HD22	1:J:476:ASN:HB2	1.54	0.73
1:A:466:ASN:O	1:O:226:TRP:HB2	1.89	0.72
1:F:492:ILE:HB	1:F:590:LEU:HD13	1.71	0.72
1:I:324:PHE:HE1	1:I:588:ASN:HB3	1.52	0.72
1:M:492:ILE:HB	1:M:590:LEU:HD13	1.71	0.72
1:O:361:ASN:HD21	1:O:423:ALA:HB2	1.53	0.72
1:B:492:ILE:HB	1:B:590:LEU:HD13	1.71	0.72
1:G:492:ILE:HB	1:G:590:LEU:HD13	1.71	0.72
1:H:361:ASN:HD21	1:H:423:ALA:HB2	1.53	0.72
1:L:492:ILE:HB	1:L:590:LEU:HD13	1.71	0.72
1:M:365:ARG:NH2	1:M:418:PRO:HG3	2.05	0.72
1:C:365:ARG:NH2	1:C:418:PRO:HG3	2.05	0.72
1:C:492:ILE:HB	1:C:590:LEU:HD13	1.71	0.72
1:F:226:TRP:CB	1:O:466:ASN:O	2.37	0.72
1:H:319:SER:HA	1:I:414:LYS:CB	2.19	0.72
1:H:365:ARG:NH2	1:H:418:PRO:HG3	2.05	0.72
1:D:492:ILE:HB	1:D:590:LEU:HD13	1.71	0.72
1:E:365:ARG:NH2	1:E:418:PRO:HG3	2.05	0.72
1:I:492:ILE:HB	1:I:590:LEU:HD13	1.71	0.72
1:J:319:SER:CA	1:K:414:LYS:HG3	2.20	0.72
1:O:458:ASN:HD22	1:O:476:ASN:HB2	1.54	0.72
1:O:636:ARG:HA	1:O:639:LEU:HD23	1.69	0.72
1:B:458:ASN:HD22	1:B:476:ASN:HB2	1.54	0.72
1:D:365:ARG:NH2	1:D:418:PRO:HG3	2.05	0.72
1:B:361:ASN:HD21	1:B:423:ALA:HB2	1.53	0.72
1:K:365:ARG:NH2	1:K:418:PRO:HG3	2.05	0.72
1:K:458:ASN:HD22	1:K:476:ASN:HB2	1.54	0.72
1:L:324:PHE:HE1	1:L:588:ASN:HB3	1.52	0.72
1:D:458:ASN:HD22	1:D:476:ASN:HB2	1.54	0.72
1:F:365:ARG:NH2	1:F:418:PRO:HG3	2.04	0.72
1:H:636:ARG:HA	1:H:639:LEU:HD23	1.69	0.72
1:D:361:ASN:HD21	1:D:423:ALA:HB2	1.53	0.72
1:A:410:TYR:CE1	1:O:318:GLY:HA2	2.25	0.72
1:H:232:PRO:HA	1:I:468:ARG:HH12	1.55	0.72
1:K:361:ASN:HD21	1:K:423:ALA:HB2	1.53	0.72
1:E:458:ASN:HD22	1:E:476:ASN:HB2	1.54	0.71

*Continued on next page...*

*Continued from previous page...*

Atom-1	Atom-2	Interatomic distance (Å)	Clash overlap (Å)
1:F:319:SER:N	1:O:414:LYS:HG3	2.05	0.71
1:G:458:ASN:HD22	1:G:476:ASN:HB2	1.54	0.71
1:O:258:ALA:HA	1:O:371:THR:OG1	1.90	0.71
1:B:365:ARG:NH2	1:B:418:PRO:HG3	2.05	0.71
1:E:492:ILE:HB	1:E:590:LEU:HD13	1.71	0.71
1:M:458:ASN:HD22	1:M:476:ASN:HB2	1.54	0.71
1:D:258:ALA:HA	1:D:371:THR:OG1	1.91	0.71
1:I:365:ARG:NH2	1:I:418:PRO:HG3	2.05	0.71
1:J:258:ALA:HA	1:J:371:THR:OG1	1.90	0.71
1:L:365:ARG:NH2	1:L:418:PRO:HG3	2.05	0.71
1:M:384:VAL:HG11	1:M:449:ARG:HH21	1.56	0.71
1:A:365:ARG:NH2	1:A:418:PRO:HG3	2.04	0.71
1:F:384:VAL:HG11	1:F:449:ARG:HH21	1.56	0.71
1:H:492:ILE:HB	1:H:590:LEU:HD13	1.71	0.71
1:M:258:ALA:HA	1:M:371:THR:OG1	1.91	0.71
1:J:365:ARG:NH2	1:J:418:PRO:HG3	2.05	0.71
1:C:258:ALA:HA	1:C:371:THR:OG1	1.91	0.71
1:D:384:VAL:HG11	1:D:449:ARG:HH21	1.56	0.71
1:E:258:ALA:HA	1:E:371:THR:OG1	1.91	0.71
1:J:492:ILE:HB	1:J:590:LEU:HD13	1.71	0.71
1:A:258:ALA:HA	1:A:371:THR:OG1	1.91	0.71
1:A:295:THR:OG1	1:A:332:VAL:HG12	1.91	0.71
1:A:492:ILE:HB	1:A:590:LEU:HD13	1.71	0.71
1:G:295:THR:OG1	1:G:332:VAL:HG12	1.91	0.71
1:G:365:ARG:NH2	1:G:418:PRO:HG3	2.04	0.71
1:H:458:ASN:HD22	1:H:476:ASN:HB2	1.54	0.71
1:K:295:THR:OG1	1:K:332:VAL:HG12	1.91	0.71
1:O:365:ARG:NH2	1:O:418:PRO:HG3	2.05	0.71
1:B:258:ALA:HA	1:B:371:THR:OG1	1.91	0.71
1:B:584:ASN:H	1:B:587:MET:CE	2.04	0.71
1:C:384:VAL:HG11	1:C:449:ARG:HH21	1.56	0.71
1:F:258:ALA:HA	1:F:371:THR:OG1	1.91	0.71
1:F:295:THR:OG1	1:F:332:VAL:HG12	1.91	0.71
1:G:258:ALA:HA	1:G:371:THR:OG1	1.91	0.71
1:K:584:ASN:H	1:K:587:MET:CE	2.04	0.71
1:M:295:THR:OG1	1:M:332:VAL:HG12	1.91	0.71
1:I:584:ASN:H	1:I:587:MET:CE	2.04	0.71
1:K:492:ILE:HB	1:K:590:LEU:HD13	1.71	0.71
1:B:384:VAL:HG11	1:B:449:ARG:HH21	1.56	0.70
1:H:258:ALA:HA	1:H:371:THR:OG1	1.90	0.70
1:J:295:THR:OG1	1:J:332:VAL:HG12	1.91	0.70

*Continued on next page...*

*Continued from previous page...*

Atom-1	Atom-2	Interatomic distance (Å)	Clash overlap (Å)
1:J:584:ASN:H	1:J:587:MET:CE	2.04	0.70
1:D:238:LYS:HB3	1:D:252:ARG:O	1.92	0.70
1:E:295:THR:OG1	1:E:332:VAL:HG12	1.91	0.70
1:K:189:VAL:CG1	1:L:199:LYS:CG	2.69	0.70
1:L:384:VAL:HG11	1:L:449:ARG:HH21	1.56	0.70
1:M:584:ASN:H	1:M:587:MET:CE	2.04	0.70
1:O:492:ILE:HB	1:O:590:LEU:HD13	1.71	0.70
1:O:584:ASN:H	1:O:587:MET:CE	2.04	0.70
1:E:253:HIS:HE1	1:E:255:LEU:HG	1.57	0.70
1:E:384:VAL:HG11	1:E:449:ARG:HH21	1.55	0.70
1:H:584:ASN:H	1:H:587:MET:HE1	1.56	0.70
1:D:584:ASN:H	1:D:587:MET:CE	2.04	0.70
1:G:384:VAL:HG11	1:G:449:ARG:HH21	1.56	0.70
1:I:295:THR:OG1	1:I:332:VAL:HG12	1.91	0.70
1:O:238:LYS:HB3	1:O:252:ARG:O	1.92	0.70
1:F:584:ASN:H	1:F:587:MET:CE	2.04	0.70
1:H:384:VAL:HG11	1:H:449:ARG:HH21	1.56	0.70
1:D:295:THR:OG1	1:D:332:VAL:HG12	1.91	0.70
1:E:584:ASN:H	1:E:587:MET:CE	2.04	0.70
1:H:295:THR:OG1	1:H:332:VAL:HG12	1.91	0.70
1:L:458:ASN:HD22	1:L:476:ASN:HB2	1.54	0.70
1:O:295:THR:OG1	1:O:332:VAL:HG12	1.91	0.70
1:H:253:HIS:HE1	1:H:255:LEU:HG	1.57	0.70
1:J:253:HIS:HE1	1:J:255:LEU:HG	1.57	0.70
1:K:258:ALA:HA	1:K:371:THR:OG1	1.91	0.70
1:G:245:LYS:HE2	1:M:515:GLU:OE1	1.92	0.70
1:M:238:LYS:HB3	1:M:252:ARG:O	1.92	0.70
1:H:584:ASN:H	1:H:587:MET:CE	2.04	0.70
1:I:258:ALA:HA	1:I:371:THR:OG1	1.91	0.70
1:J:238:LYS:HB3	1:J:252:ARG:O	1.92	0.70
1:K:384:VAL:HG11	1:K:449:ARG:HH21	1.56	0.70
1:L:584:ASN:H	1:L:587:MET:CE	2.04	0.70
1:O:253:HIS:HE1	1:O:255:LEU:HG	1.57	0.70
1:A:384:VAL:HG11	1:A:449:ARG:HH21	1.56	0.70
1:A:512:ASP:OD1	1:B:245:LYS:HE3	1.92	0.70
1:H:479:GLU:OE1	1:I:470:ARG:HG3	1.91	0.70
1:B:238:LYS:HB3	1:B:252:ARG:O	1.92	0.69
1:I:384:VAL:HG11	1:I:449:ARG:HH21	1.56	0.69
1:L:238:LYS:HB3	1:L:252:ARG:O	1.92	0.69
1:L:258:ALA:HA	1:L:371:THR:OG1	1.91	0.69
1:O:384:VAL:HG11	1:O:449:ARG:HH21	1.56	0.69

*Continued on next page...*

*Continued from previous page...*

Atom-1	Atom-2	Interatomic distance (Å)	Clash overlap (Å)
1:B:253:HIS:HE1	1:B:255:LEU:HG	1.57	0.69
1:D:483:GLN:HE22	1:E:245:LYS:H	1.39	0.69
1:E:517:THR:HG23	1:F:199:LYS:O	1.91	0.69
1:I:253:HIS:HE1	1:I:255:LEU:HG	1.57	0.69
1:L:253:HIS:HE1	1:L:255:LEU:HG	1.57	0.69
1:L:295:THR:OG1	1:L:332:VAL:HG12	1.91	0.69
1:M:269:ILE:HD11	1:M:334:ILE:HD13	1.75	0.69
1:A:253:HIS:HE1	1:A:255:LEU:HG	1.57	0.69
1:C:238:LYS:HB3	1:C:252:ARG:O	1.92	0.69
1:D:305:GLY:HA2	1:E:670:GLN:HG3	1.74	0.69
1:F:253:HIS:HE1	1:F:255:LEU:HG	1.57	0.69
1:H:319:SER:HA	1:I:414:LYS:CG	2.21	0.69
1:A:226:TRP:CB	1:B:466:ASN:O	2.40	0.69
1:A:269:ILE:HD11	1:A:334:ILE:HD13	1.75	0.69
1:B:269:ILE:HD11	1:B:334:ILE:HD13	1.75	0.69
1:B:295:THR:OG1	1:B:332:VAL:HG12	1.91	0.69
1:C:253:HIS:HE1	1:C:255:LEU:HG	1.57	0.69
1:D:269:ILE:HD11	1:D:334:ILE:HD13	1.75	0.69
1:G:584:ASN:H	1:G:587:MET:CE	2.04	0.69
1:A:584:ASN:H	1:A:587:MET:CE	2.04	0.69
1:C:269:ILE:HD11	1:C:334:ILE:HD13	1.75	0.69
1:G:253:HIS:HE1	1:G:255:LEU:HG	1.57	0.69
1:K:269:ILE:HD11	1:K:334:ILE:HD13	1.75	0.69
1:C:584:ASN:H	1:C:587:MET:CE	2.04	0.69
1:G:238:LYS:HB3	1:G:252:ARG:O	1.92	0.69
1:I:189:VAL:HG13	1:J:199:LYS:CG	2.22	0.69
1:K:238:LYS:HB3	1:K:252:ARG:O	1.92	0.69
1:C:295:THR:OG1	1:C:332:VAL:HG12	1.91	0.69
1:C:423:ALA:O	1:C:424:GLN:CB	2.41	0.69
1:G:305:GLY:O	1:H:671:ASP:OD2	2.10	0.69
1:M:253:HIS:HE1	1:M:255:LEU:HG	1.57	0.69
1:C:411:TYR:HB3	1:C:412:PRO:CD	2.23	0.69
1:E:269:ILE:HD11	1:E:334:ILE:HD13	1.75	0.69
1:F:238:LYS:HB3	1:F:252:ARG:O	1.92	0.69
1:G:189:VAL:HG13	1:H:199:LYS:HB2	1.74	0.69
1:G:189:VAL:HG13	1:H:199:LYS:CB	2.21	0.69
1:H:269:ILE:HD11	1:H:334:ILE:HD13	1.75	0.69
1:H:411:TYR:HB3	1:H:412:PRO:CD	2.23	0.69
1:I:238:LYS:HB3	1:I:252:ARG:O	1.92	0.69
1:I:411:TYR:HB3	1:I:412:PRO:CD	2.23	0.69
1:I:423:ALA:O	1:I:424:GLN:CB	2.41	0.69

*Continued on next page...*

*Continued from previous page...*

Atom-1	Atom-2	Interatomic distance (Å)	Clash overlap (Å)
1:J:423:ALA:O	1:J:424:GLN:CB	2.41	0.69
1:L:269:ILE:HD11	1:L:334:ILE:HD13	1.75	0.69
1:M:423:ALA:O	1:M:424:GLN:CB	2.41	0.69
1:J:319:SER:HA	1:K:414:LYS:HG3	1.73	0.69
1:J:384:VAL:HG11	1:J:449:ARG:HH21	1.56	0.69
1:K:411:TYR:HB3	1:K:412:PRO:CD	2.23	0.69
1:K:423:ALA:O	1:K:424:GLN:CB	2.41	0.69
1:O:423:ALA:O	1:O:424:GLN:CB	2.41	0.69
1:E:319:SER:N	1:F:414:LYS:HG3	2.08	0.69
1:G:411:TYR:HB3	1:G:412:PRO:CD	2.23	0.68
1:H:238:LYS:HB3	1:H:252:ARG:O	1.92	0.68
1:A:238:LYS:HB3	1:A:252:ARG:O	1.92	0.68
1:E:238:LYS:HB3	1:E:252:ARG:O	1.92	0.68
1:E:226:TRP:CB	1:F:466:ASN:O	2.41	0.68
1:O:411:TYR:HB3	1:O:412:PRO:CD	2.23	0.68
1:B:411:TYR:HB3	1:B:412:PRO:CD	2.23	0.68
1:D:253:HIS:HE1	1:D:255:LEU:HG	1.57	0.68
1:D:423:ALA:O	1:D:424:GLN:CB	2.41	0.68
1:I:311:ALA:HA	1:J:668:LEU:HD23	1.75	0.68
1:K:253:HIS:HE1	1:K:255:LEU:HG	1.57	0.68
1:M:411:TYR:HB3	1:M:412:PRO:CD	2.23	0.68
1:A:189:VAL:HG13	1:B:199:LYS:HB2	1.74	0.68
1:A:411:TYR:HB3	1:A:412:PRO:CD	2.23	0.68
1:G:414:LYS:HG3	1:M:319:SER:N	2.07	0.68
1:A:423:ALA:O	1:A:424:GLN:CB	2.41	0.68
1:H:423:ALA:O	1:H:424:GLN:CB	2.41	0.68
1:G:423:ALA:O	1:G:424:GLN:CB	2.41	0.68
1:L:411:TYR:HB3	1:L:412:PRO:CD	2.23	0.68
1:B:423:ALA:O	1:B:424:GLN:CB	2.41	0.68
1:F:411:TYR:HB3	1:F:412:PRO:CD	2.23	0.68
1:C:368:ASN:HB2	1:C:405:LEU:HG	1.76	0.68
1:F:423:ALA:O	1:F:424:GLN:CB	2.41	0.68
1:I:189:VAL:HG13	1:J:199:LYS:HB2	1.76	0.68
1:I:269:ILE:HD11	1:I:334:ILE:HD13	1.75	0.68
1:H:368:ASN:HB2	1:H:405:LEU:HG	1.76	0.68
1:J:411:TYR:HB3	1:J:412:PRO:CD	2.23	0.68
1:C:533:PHE:HB3	1:C:540:LEU:HD11	1.77	0.67
1:G:533:PHE:HB3	1:G:540:LEU:HD11	1.77	0.67
1:M:299:HIS:HB2	1:M:500:LEU:HD13	1.77	0.67
1:O:269:ILE:HD11	1:O:334:ILE:HD13	1.75	0.67
1:E:368:ASN:HB2	1:E:405:LEU:HG	1.76	0.67

*Continued on next page...*



*Continued from previous page...*

Atom-1	Atom-2	Interatomic distance (Å)	Clash overlap (Å)
1:F:368:ASN:HB2	1:F:405:LEU:HG	1.76	0.67
1:G:368:ASN:HB2	1:G:405:LEU:HG	1.76	0.67
1:L:318:GLY:HA2	1:M:410:TYR:HE1	1.58	0.67
1:A:368:ASN:HB2	1:A:405:LEU:HG	1.76	0.67
1:F:269:ILE:HD11	1:F:334:ILE:HD13	1.75	0.67
1:G:299:HIS:HB2	1:G:500:LEU:HD13	1.77	0.67
1:I:533:PHE:HB3	1:I:540:LEU:HD11	1.77	0.67
1:J:269:ILE:HD11	1:J:334:ILE:HD13	1.75	0.67
1:M:533:PHE:HB3	1:M:540:LEU:HD11	1.77	0.67
1:D:411:TYR:HB3	1:D:412:PRO:CD	2.23	0.67
1:E:299:HIS:HB2	1:E:500:LEU:HD13	1.77	0.67
1:H:299:HIS:HB2	1:H:500:LEU:HD13	1.77	0.67
1:I:411:TYR:HB3	1:I:412:PRO:HD3	1.77	0.67
1:B:305:GLY:HA2	1:C:670:GLN:HG3	1.75	0.67
1:D:368:ASN:HB2	1:D:405:LEU:HG	1.76	0.67
1:J:479:GLU:OE1	1:K:470:ARG:HG3	1.94	0.67
1:L:423:ALA:O	1:L:424:GLN:CB	2.41	0.67
1:M:411:TYR:HB3	1:M:412:PRO:HD3	1.77	0.67
1:O:368:ASN:HB2	1:O:405:LEU:HG	1.76	0.67
1:D:299:HIS:HB2	1:D:500:LEU:HD13	1.77	0.67
1:E:533:PHE:HB3	1:E:540:LEU:HD11	1.77	0.67
1:F:411:TYR:HB3	1:F:412:PRO:HD3	1.77	0.67
1:G:269:ILE:HD11	1:G:334:ILE:HD13	1.75	0.67
1:H:411:TYR:HB3	1:H:412:PRO:HD3	1.77	0.67
1:K:533:PHE:HB3	1:K:540:LEU:HD11	1.77	0.67
1:L:368:ASN:HB2	1:L:405:LEU:HG	1.76	0.67
1:A:411:TYR:HB3	1:A:412:PRO:HD3	1.77	0.67
1:E:411:TYR:HB3	1:E:412:PRO:CD	2.23	0.67
1:D:318:GLY:HA2	1:E:410:TYR:HE1	1.58	0.67
1:F:232:PRO:HA	1:O:468:ARG:HH12	1.59	0.67
1:M:368:ASN:HB2	1:M:405:LEU:HG	1.76	0.67
1:B:318:GLY:HA2	1:C:410:TYR:CE1	2.28	0.67
1:I:483:GLN:HE22	1:J:245:LYS:N	1.88	0.67
1:A:533:PHE:HB3	1:A:540:LEU:HD11	1.77	0.67
1:B:299:HIS:HB2	1:B:500:LEU:HD13	1.77	0.67
1:H:512:ASP:OD1	1:I:245:LYS:HE3	1.95	0.67
1:K:306:ASN:HA	1:L:669:ARG:CG	2.25	0.67
1:I:368:ASN:HB2	1:I:405:LEU:HG	1.76	0.66
1:K:368:ASN:HB2	1:K:405:LEU:HG	1.76	0.66
1:L:411:TYR:HB3	1:L:412:PRO:HD3	1.77	0.66
1:B:368:ASN:HB2	1:B:405:LEU:HG	1.76	0.66

*Continued on next page...*



*Continued from previous page...*

Atom-1	Atom-2	Interatomic distance (Å)	Clash overlap (Å)
1:C:299:HIS:HB2	1:C:500:LEU:HD13	1.77	0.66
1:L:224:GLU:OE2	1:M:201:THR:HG23	1.95	0.66
1:L:299:HIS:HB2	1:L:500:LEU:HD13	1.77	0.66
1:E:512:ASP:OD1	1:F:245:LYS:HE3	1.94	0.66
1:G:189:VAL:CG1	1:H:199:LYS:CG	2.74	0.66
1:H:318:GLY:HA3	1:I:410:TYR:CE1	2.31	0.66
1:H:533:PHE:HB3	1:H:540:LEU:HD11	1.76	0.66
1:F:299:HIS:HB2	1:F:500:LEU:HD13	1.77	0.66
1:K:188:GLU:HG3	1:K:221:SER:OG	1.96	0.66
1:K:299:HIS:HB2	1:K:500:LEU:HD13	1.77	0.66
1:L:533:PHE:HB3	1:L:540:LEU:HD11	1.77	0.66
1:O:533:PHE:HB3	1:O:540:LEU:HD11	1.77	0.66
1:J:189:VAL:HG13	1:K:199:LYS:HG3	1.78	0.66
1:J:368:ASN:HB2	1:J:405:LEU:HG	1.76	0.66
1:J:533:PHE:HB3	1:J:540:LEU:HD11	1.77	0.66
1:M:269:ILE:HG22	1:M:362:ALA:HB2	1.78	0.66
1:B:533:PHE:HB3	1:B:540:LEU:HD11	1.77	0.66
1:I:269:ILE:HG22	1:I:362:ALA:HB2	1.78	0.66
1:J:299:HIS:HB2	1:J:500:LEU:HD13	1.77	0.66
1:O:188:GLU:HG3	1:O:221:SER:OG	1.96	0.66
1:A:368:ASN:ND2	1:A:407:PRO:HA	2.11	0.66
1:C:368:ASN:ND2	1:C:407:PRO:HA	2.11	0.66
1:E:269:ILE:HG22	1:E:362:ALA:HB2	1.78	0.66
1:A:483:GLN:HE22	1:B:245:LYS:H	1.41	0.66
1:D:188:GLU:HG3	1:D:221:SER:OG	1.96	0.66
1:J:411:TYR:HB3	1:J:412:PRO:HD3	1.77	0.66
1:A:517:THR:HG23	1:B:199:LYS:O	1.95	0.66
1:B:368:ASN:ND2	1:B:407:PRO:HA	2.11	0.66
1:D:269:ILE:HG22	1:D:362:ALA:HB2	1.78	0.66
1:D:533:PHE:HB3	1:D:540:LEU:HD11	1.77	0.66
1:E:423:ALA:O	1:E:424:GLN:CB	2.41	0.66
1:G:411:TYR:HB3	1:G:412:PRO:HD3	1.77	0.66
1:I:299:HIS:HB2	1:I:500:LEU:HD13	1.77	0.66
1:O:642:TYR:CB	1:O:665:ILE:HD11	2.24	0.66
1:F:269:ILE:HG22	1:F:362:ALA:HB2	1.78	0.65
1:G:188:GLU:HG3	1:G:221:SER:OG	1.96	0.65
1:I:188:GLU:HG3	1:I:221:SER:OG	1.96	0.65
1:L:269:ILE:HG22	1:L:362:ALA:HB2	1.78	0.65
1:E:411:TYR:HB3	1:E:412:PRO:HD3	1.77	0.65
1:O:269:ILE:HG22	1:O:362:ALA:HB2	1.78	0.65
1:O:299:HIS:HB2	1:O:500:LEU:HD13	1.77	0.65

*Continued on next page...*

*Continued from previous page...*

Atom-1	Atom-2	Interatomic distance (Å)	Clash overlap (Å)
1:A:299:HIS:HB2	1:A:500:LEU:HD13	1.77	0.65
1:D:411:TYR:HB3	1:D:412:PRO:HD3	1.77	0.65
1:H:200:ARG:HG2	1:H:200:ARG:HH11	1.62	0.65
1:H:226:TRP:HB2	1:I:466:ASN:O	1.97	0.65
1:H:319:SER:HA	1:I:414:LYS:HG3	1.77	0.65
1:K:305:GLY:O	1:L:671:ASP:OD2	2.14	0.65
1:O:368:ASN:ND2	1:O:407:PRO:HA	2.11	0.65
1:B:188:GLU:HG3	1:B:221:SER:OG	1.96	0.65
1:B:411:TYR:HB3	1:B:412:PRO:HD3	1.77	0.65
1:C:269:ILE:HG22	1:C:362:ALA:HB2	1.78	0.65
1:E:558:THR:O	1:E:562:ILE:HG13	1.97	0.65
1:F:533:PHE:HB3	1:F:540:LEU:HD11	1.77	0.65
1:J:200:ARG:HG2	1:J:200:ARG:HH11	1.61	0.65
1:E:368:ASN:ND2	1:E:407:PRO:HA	2.11	0.65
1:H:558:THR:O	1:H:562:ILE:HG13	1.97	0.65
1:I:368:ASN:ND2	1:I:407:PRO:HA	2.11	0.65
1:K:558:THR:O	1:K:562:ILE:HG13	1.97	0.65
1:A:188:GLU:HG3	1:A:221:SER:OG	1.96	0.65
1:F:368:ASN:ND2	1:F:407:PRO:HA	2.11	0.65
1:H:642:TYR:CB	1:H:665:ILE:HD11	2.24	0.65
1:I:558:THR:O	1:I:562:ILE:HG13	1.97	0.65
1:K:368:ASN:ND2	1:K:407:PRO:HA	2.11	0.65
1:L:188:GLU:HG3	1:L:221:SER:OG	1.96	0.65
1:E:188:GLU:HG3	1:E:221:SER:OG	1.96	0.65
1:F:188:GLU:HG3	1:F:221:SER:OG	1.96	0.65
1:H:269:ILE:HG22	1:H:362:ALA:HB2	1.78	0.65
1:K:411:TYR:HB3	1:K:412:PRO:HD3	1.77	0.65
1:M:558:THR:O	1:M:562:ILE:HG13	1.97	0.65
1:C:411:TYR:HB3	1:C:412:PRO:HD3	1.77	0.65
1:L:189:VAL:CG1	1:M:199:LYS:CG	2.75	0.65
1:L:368:ASN:ND2	1:L:407:PRO:HA	2.11	0.65
1:O:381:THR:HB	1:O:452:THR:HG23	1.79	0.65
1:O:558:THR:O	1:O:562:ILE:HG13	1.97	0.65
1:B:483:GLN:HE22	1:C:245:LYS:H	1.45	0.65
1:C:188:GLU:HG3	1:C:221:SER:OG	1.96	0.65
1:D:259:TYR:H	1:D:259:TYR:HD2	1.45	0.65
1:E:483:GLN:HE22	1:F:245:LYS:H	1.44	0.65
1:J:558:THR:O	1:J:562:ILE:HG13	1.97	0.65
1:M:368:ASN:ND2	1:M:407:PRO:HA	2.11	0.65
1:A:410:TYR:HE1	1:O:318:GLY:CA	2.10	0.65
1:E:381:THR:HB	1:E:452:THR:HG23	1.79	0.65

*Continued on next page...*

*Continued from previous page...*

Atom-1	Atom-2	Interatomic distance (Å)	Clash overlap (Å)
1:H:189:VAL:HG13	1:I:199:LYS:CG	2.26	0.65
1:H:381:THR:HB	1:H:452:THR:HG23	1.79	0.65
1:L:249:PRO:O	1:L:252:ARG:HB2	1.98	0.65
1:L:558:THR:O	1:L:562:ILE:HG13	1.97	0.65
1:M:642:TYR:CB	1:M:665:ILE:HD11	2.24	0.65
1:A:249:PRO:O	1:A:252:ARG:HB2	1.97	0.64
1:F:200:ARG:HG2	1:F:200:ARG:HH11	1.61	0.64
1:G:200:ARG:HG2	1:G:200:ARG:HH11	1.61	0.64
1:G:368:ASN:ND2	1:G:407:PRO:HA	2.11	0.64
1:J:368:ASN:ND2	1:J:407:PRO:HA	2.11	0.64
1:O:411:TYR:HB3	1:O:412:PRO:HD3	1.77	0.64
1:D:368:ASN:ND2	1:D:407:PRO:HA	2.11	0.64
1:E:260:PRO:HD3	1:E:477:TRP:CZ3	2.33	0.64
1:K:259:TYR:H	1:K:259:TYR:HD2	1.45	0.64
1:M:200:ARG:HG2	1:M:200:ARG:HH11	1.62	0.64
1:A:269:ILE:HG22	1:A:362:ALA:HB2	1.78	0.64
1:A:558:THR:O	1:A:562:ILE:HG13	1.97	0.64
1:F:249:PRO:O	1:F:252:ARG:HB2	1.97	0.64
1:G:269:ILE:HG22	1:G:362:ALA:HB2	1.78	0.64
1:G:558:THR:O	1:G:562:ILE:HG13	1.97	0.64
1:I:584:ASN:H	1:I:587:MET:HE1	1.62	0.64
1:J:188:GLU:HG3	1:J:221:SER:OG	1.96	0.64
1:K:381:THR:HB	1:K:452:THR:HG23	1.79	0.64
1:L:260:PRO:HD3	1:L:477:TRP:CZ3	2.33	0.64
1:L:381:THR:HB	1:L:452:THR:HG23	1.79	0.64
1:O:200:ARG:HG2	1:O:200:ARG:HH11	1.62	0.64
1:O:260:PRO:HD3	1:O:477:TRP:CZ3	2.33	0.64
1:A:200:ARG:HG2	1:A:200:ARG:HH11	1.61	0.64
1:B:200:ARG:HG2	1:B:200:ARG:HH11	1.61	0.64
1:C:226:TRP:CB	1:D:466:ASN:O	2.46	0.64
1:C:259:TYR:H	1:C:259:TYR:HD2	1.45	0.64
1:D:249:PRO:O	1:D:252:ARG:HB2	1.97	0.64
1:H:259:TYR:H	1:H:259:TYR:HD2	1.45	0.64
1:I:249:PRO:O	1:I:252:ARG:HB2	1.98	0.64
1:I:260:PRO:HD3	1:I:477:TRP:CZ3	2.33	0.64
1:M:188:GLU:HG3	1:M:221:SER:OG	1.96	0.64
1:O:259:TYR:H	1:O:259:TYR:HD2	1.45	0.64
1:C:249:PRO:O	1:C:252:ARG:HB2	1.97	0.64
1:F:558:THR:O	1:F:562:ILE:HG13	1.97	0.64
1:G:249:PRO:O	1:G:252:ARG:HB2	1.97	0.64
1:G:260:PRO:HD3	1:G:477:TRP:CZ3	2.33	0.64

*Continued on next page...*

*Continued from previous page...*

Atom-1	Atom-2	Interatomic distance (Å)	Clash overlap (Å)
1:H:188:GLU:HG3	1:H:221:SER:OG	1.96	0.64
1:I:259:TYR:H	1:I:259:TYR:HD2	1.45	0.64
1:J:269:ILE:HG22	1:J:362:ALA:HB2	1.78	0.64
1:K:200:ARG:HG2	1:K:200:ARG:HH11	1.62	0.64
1:L:318:GLY:CA	1:M:410:TYR:HE1	2.10	0.64
1:A:381:THR:HB	1:A:452:THR:HG23	1.79	0.64
1:B:249:PRO:O	1:B:252:ARG:HB2	1.97	0.64
1:B:269:ILE:HG22	1:B:362:ALA:HB2	1.78	0.64
1:D:558:THR:O	1:D:562:ILE:HG13	1.97	0.64
1:E:200:ARG:HG2	1:E:200:ARG:HH11	1.61	0.64
1:F:259:TYR:H	1:F:259:TYR:HD2	1.45	0.64
1:H:249:PRO:O	1:H:252:ARG:HB2	1.97	0.64
1:I:200:ARG:HH11	1:I:200:ARG:HG2	1.62	0.64
1:M:260:PRO:HD3	1:M:477:TRP:CZ3	2.33	0.64
1:A:260:PRO:HD3	1:A:477:TRP:CZ3	2.33	0.64
1:D:207:ILE:HG21	1:D:210:ILE:HG12	1.80	0.64
1:D:381:THR:HB	1:D:452:THR:HG23	1.79	0.64
1:E:207:ILE:HG21	1:E:210:ILE:HG12	1.80	0.64
1:F:318:GLY:HA2	1:O:410:TYR:CE1	2.33	0.64
1:F:381:THR:HB	1:F:452:THR:HG23	1.79	0.64
1:G:189:VAL:CG1	1:H:199:LYS:HB2	2.28	0.64
1:I:642:TYR:CB	1:I:665:ILE:HD11	2.24	0.64
1:J:249:PRO:O	1:J:252:ARG:HB2	1.97	0.64
1:K:249:PRO:O	1:K:252:ARG:HB2	1.97	0.64
1:M:249:PRO:O	1:M:252:ARG:HB2	1.97	0.64
1:O:207:ILE:HG21	1:O:210:ILE:HG12	1.80	0.64
1:A:670:GLN:HG3	1:O:305:GLY:HA2	1.79	0.64
1:E:249:PRO:O	1:E:252:ARG:HB2	1.98	0.64
1:F:513:PRO:HG2	1:O:239:VAL:O	1.98	0.64
1:H:260:PRO:HD3	1:H:477:TRP:CZ3	2.33	0.64
1:H:368:ASN:ND2	1:H:407:PRO:HA	2.11	0.64
1:B:231:ASP:HB2	1:B:232:PRO:HD2	1.80	0.64
1:B:260:PRO:HD3	1:B:477:TRP:CZ3	2.33	0.64
1:B:558:THR:O	1:B:562:ILE:HG13	1.97	0.64
1:C:231:ASP:HB2	1:C:232:PRO:HD2	1.80	0.64
1:F:260:PRO:HD3	1:F:477:TRP:CZ3	2.33	0.64
1:G:231:ASP:HB2	1:G:232:PRO:HD2	1.80	0.64
1:H:178:ARG:NH1	1:I:200:ARG:HB3	2.13	0.64
1:L:200:ARG:HG2	1:L:200:ARG:HH11	1.61	0.64
1:B:207:ILE:HG21	1:B:210:ILE:HG12	1.80	0.64
1:E:231:ASP:HB2	1:E:232:PRO:HD2	1.80	0.64

*Continued on next page...*

*Continued from previous page...*

Atom-1	Atom-2	Interatomic distance (Å)	Clash overlap (Å)
1:J:324:PHE:CE1	1:J:588:ASN:HB3	2.33	0.64
1:K:269:ILE:HG22	1:K:362:ALA:HB2	1.78	0.64
1:M:381:THR:HB	1:M:452:THR:HG23	1.80	0.64
1:O:249:PRO:O	1:O:252:ARG:HB2	1.98	0.64
1:A:259:TYR:H	1:A:259:TYR:HD2	1.45	0.63
1:B:642:TYR:CB	1:B:665:ILE:HD11	2.24	0.63
1:C:200:ARG:HG2	1:C:200:ARG:HH11	1.61	0.63
1:C:232:PRO:HA	1:D:468:ARG:HH12	1.63	0.63
1:E:324:PHE:CE1	1:E:588:ASN:HB3	2.33	0.63
1:L:454:GLN:HA	1:L:456:TYR:CE2	2.34	0.63
1:D:200:ARG:HG2	1:D:200:ARG:HH11	1.61	0.63
1:D:260:PRO:HD3	1:D:477:TRP:CZ3	2.33	0.63
1:F:231:ASP:HB2	1:F:232:PRO:HD2	1.80	0.63
1:I:324:PHE:CE1	1:I:588:ASN:HB3	2.33	0.63
1:J:231:ASP:HB2	1:J:232:PRO:HD2	1.80	0.63
1:J:260:PRO:HD3	1:J:477:TRP:CZ3	2.33	0.63
1:K:260:PRO:HD3	1:K:477:TRP:CZ3	2.33	0.63
1:K:642:TYR:CB	1:K:665:ILE:HD11	2.24	0.63
1:L:231:ASP:HB2	1:L:232:PRO:HD2	1.80	0.63
1:M:207:ILE:HG21	1:M:210:ILE:HG12	1.80	0.63
1:M:231:ASP:HB2	1:M:232:PRO:HD2	1.80	0.63
1:O:324:PHE:CE1	1:O:588:ASN:HB3	2.33	0.63
1:A:454:GLN:HA	1:A:456:TYR:CE2	2.34	0.63
1:E:259:TYR:H	1:E:259:TYR:HD2	1.45	0.63
1:H:454:GLN:HA	1:H:456:TYR:CE2	2.33	0.63
1:K:454:GLN:HA	1:K:456:TYR:CE2	2.34	0.63
1:B:381:THR:HB	1:B:452:THR:HG23	1.80	0.63
1:C:454:GLN:HA	1:C:456:TYR:CE2	2.34	0.63
1:H:319:SER:HA	1:I:414:LYS:HB3	1.79	0.63
1:J:454:GLN:HA	1:J:456:TYR:CE2	2.33	0.63
1:C:260:PRO:HD3	1:C:477:TRP:CZ3	2.33	0.63
1:O:454:GLN:HA	1:O:456:TYR:CE2	2.34	0.63
1:A:414:LYS:HG3	1:O:319:SER:H	1.63	0.63
1:D:231:ASP:HB2	1:D:232:PRO:HD2	1.80	0.63
1:F:207:ILE:HG21	1:F:210:ILE:HG12	1.80	0.63
1:G:189:VAL:HG13	1:H:199:LYS:HG3	1.80	0.63
1:A:513:PRO:HG2	1:B:239:VAL:O	1.98	0.63
1:C:324:PHE:CE1	1:C:588:ASN:HB3	2.33	0.63
1:C:558:THR:O	1:C:562:ILE:HG13	1.97	0.63
1:G:199:LYS:O	1:M:517:THR:HG23	1.99	0.63
1:G:207:ILE:HG21	1:G:210:ILE:HG12	1.80	0.63

*Continued on next page...*

*Continued from previous page...*

Atom-1	Atom-2	Interatomic distance (Å)	Clash overlap (Å)
1:G:259:TYR:H	1:G:259:TYR:HD2	1.45	0.63
1:H:324:PHE:CE1	1:H:588:ASN:HB3	2.33	0.63
1:E:454:GLN:HA	1:E:456:TYR:CE2	2.34	0.63
1:G:381:THR:HB	1:G:452:THR:HG23	1.79	0.63
1:I:381:THR:HB	1:I:452:THR:HG23	1.80	0.63
1:I:454:GLN:HA	1:I:456:TYR:CE2	2.34	0.63
1:J:232:PRO:HA	1:K:468:ARG:HH12	1.63	0.63
1:O:231:ASP:HB2	1:O:232:PRO:HD2	1.80	0.63
1:C:381:THR:HB	1:C:452:THR:HG23	1.79	0.63
1:K:207:ILE:HG21	1:K:210:ILE:HG12	1.80	0.63
1:A:207:ILE:HG21	1:A:210:ILE:HG12	1.80	0.62
1:B:259:TYR:H	1:B:259:TYR:HD2	1.45	0.62
1:C:207:ILE:HG21	1:C:210:ILE:HG12	1.80	0.62
1:D:454:GLN:HA	1:D:456:TYR:CE2	2.34	0.62
1:A:231:ASP:HB2	1:A:232:PRO:HD2	1.80	0.62
1:B:454:GLN:HA	1:B:456:TYR:CE2	2.34	0.62
1:H:196:VAL:CG1	1:H:201:THR:HG22	2.29	0.62
1:H:207:ILE:HG21	1:H:210:ILE:HG12	1.80	0.62
1:L:259:TYR:HD2	1:L:259:TYR:H	1.45	0.62
1:A:324:PHE:CE1	1:A:588:ASN:HB3	2.33	0.62
1:G:196:VAL:CG1	1:G:201:THR:HG22	2.29	0.62
1:G:454:GLN:HA	1:G:456:TYR:CE2	2.34	0.62
1:A:424:GLN:O	1:A:425:ASP:HB2	2.00	0.62
1:B:424:GLN:O	1:B:425:ASP:HB2	2.00	0.62
1:J:207:ILE:HG21	1:J:210:ILE:HG12	1.80	0.62
1:L:189:VAL:CG1	1:M:199:LYS:HG2	2.29	0.62
1:E:424:GLN:O	1:E:425:ASP:HB2	2.00	0.62
1:H:231:ASP:HB2	1:H:232:PRO:HD2	1.80	0.62
1:K:231:ASP:HB2	1:K:232:PRO:HD2	1.80	0.62
1:L:207:ILE:HG21	1:L:210:ILE:HG12	1.80	0.62
1:A:642:TYR:CB	1:A:665:ILE:HD11	2.24	0.62
1:H:483:GLN:HE22	1:I:245:LYS:H	1.47	0.62
1:I:231:ASP:HB2	1:I:232:PRO:HD2	1.80	0.62
1:J:424:GLN:O	1:J:425:ASP:HB2	2.00	0.62
1:A:232:PRO:HD3	1:A:480:VAL:HG11	1.82	0.62
1:B:324:PHE:CE1	1:B:588:ASN:HB3	2.33	0.62
1:C:289:ILE:HG13	1:C:289:ILE:O	2.00	0.62
1:F:289:ILE:O	1:F:289:ILE:HG13	2.00	0.62
1:F:454:GLN:HA	1:F:456:TYR:CE2	2.34	0.62
1:K:224:GLU:OE2	1:L:201:THR:HG23	1.99	0.62
1:K:324:PHE:CE1	1:K:588:ASN:HB3	2.33	0.62

*Continued on next page...*

*Continued from previous page...*

Atom-1	Atom-2	Interatomic distance (Å)	Clash overlap (Å)
1:M:424:GLN:O	1:M:425:ASP:HB2	2.00	0.62
1:H:424:GLN:O	1:H:425:ASP:HB2	2.00	0.62
1:I:232:PRO:HD3	1:I:480:VAL:HG11	1.82	0.62
1:J:381:THR:HB	1:J:452:THR:HG23	1.79	0.62
1:K:189:VAL:CG1	1:L:199:LYS:HG2	2.30	0.62
1:G:424:GLN:O	1:G:425:ASP:HB2	2.00	0.62
1:L:189:VAL:HG13	1:M:199:LYS:HG3	1.79	0.62
1:M:259:TYR:H	1:M:259:TYR:HD2	1.45	0.62
1:C:642:TYR:CB	1:C:665:ILE:HD11	2.24	0.62
1:D:232:PRO:HD3	1:D:480:VAL:HG11	1.82	0.62
1:H:289:ILE:HG13	1:H:289:ILE:O	2.00	0.62
1:I:207:ILE:HG21	1:I:210:ILE:HG12	1.80	0.62
1:I:289:ILE:O	1:I:289:ILE:HG13	2.00	0.62
1:J:232:PRO:HD3	1:J:480:VAL:HG11	1.82	0.62
1:B:232:PRO:HD3	1:B:480:VAL:HG11	1.82	0.61
1:B:289:ILE:HG13	1:B:289:ILE:O	2.00	0.61
1:G:642:TYR:CB	1:G:665:ILE:HD11	2.24	0.61
1:M:232:PRO:HD3	1:M:480:VAL:HG11	1.82	0.61
1:M:454:GLN:HA	1:M:456:TYR:CE2	2.34	0.61
1:O:289:ILE:O	1:O:289:ILE:HG13	2.00	0.61
1:K:196:VAL:CG1	1:K:201:THR:HG22	2.29	0.61
1:M:196:VAL:CG1	1:M:201:THR:HG22	2.29	0.61
1:O:196:VAL:CG1	1:O:201:THR:HG22	2.29	0.61
1:O:200:ARG:H	1:O:200:ARG:HD2	1.66	0.61
1:D:289:ILE:O	1:D:289:ILE:HG13	2.00	0.61
1:D:424:GLN:O	1:D:425:ASP:HB2	2.00	0.61
1:F:189:VAL:HG13	1:O:199:LYS:HB2	1.82	0.61
1:I:196:VAL:CG1	1:I:201:THR:HG22	2.29	0.61
1:I:555:ASP:OD2	1:I:588:ASN:HB2	2.00	0.61
1:J:259:TYR:H	1:J:259:TYR:HD2	1.45	0.61
1:A:232:PRO:HA	1:B:468:ARG:HH12	1.64	0.61
1:L:189:VAL:HG13	1:M:199:LYS:CB	2.30	0.61
1:L:424:GLN:O	1:L:425:ASP:HB2	2.00	0.61
1:C:232:PRO:HD3	1:C:480:VAL:HG11	1.82	0.61
1:D:200:ARG:H	1:D:200:ARG:HD2	1.66	0.61
1:D:555:ASP:OD2	1:D:588:ASN:HB2	2.00	0.61
1:E:200:ARG:H	1:E:200:ARG:HD2	1.66	0.61
1:G:289:ILE:O	1:G:289:ILE:HG13	2.00	0.61
1:O:424:GLN:O	1:O:425:ASP:HB2	2.00	0.61
1:E:196:VAL:CG1	1:E:201:THR:HG22	2.29	0.61
1:G:200:ARG:H	1:G:200:ARG:HD2	1.66	0.61

*Continued on next page...*



*Continued from previous page...*

Atom-1	Atom-2	Interatomic distance (Å)	Clash overlap (Å)
1:H:200:ARG:H	1:H:200:ARG:HD2	1.65	0.61
1:I:424:GLN:O	1:I:425:ASP:HB2	2.00	0.61
1:J:555:ASP:OD2	1:J:588:ASN:HB2	2.00	0.61
1:A:289:ILE:O	1:A:289:ILE:HG13	2.00	0.61
1:B:555:ASP:OD2	1:B:588:ASN:HB2	2.00	0.61
1:D:324:PHE:CE1	1:D:588:ASN:HB3	2.33	0.61
1:F:424:GLN:O	1:F:425:ASP:HB2	2.00	0.61
1:J:289:ILE:HG13	1:J:289:ILE:O	2.00	0.61
1:J:319:SER:HA	1:K:414:LYS:CG	2.30	0.61
1:J:642:TYR:CB	1:J:665:ILE:HD11	2.24	0.61
1:L:289:ILE:O	1:L:289:ILE:HG13	2.00	0.61
1:A:642:TYR:HB2	1:A:665:ILE:CD1	2.27	0.61
1:C:424:GLN:O	1:C:425:ASP:HB2	2.00	0.61
1:E:555:ASP:OD2	1:E:588:ASN:HB2	2.00	0.61
1:G:189:VAL:CG1	1:H:199:LYS:HG2	2.30	0.61
1:J:196:VAL:CG1	1:J:201:THR:HG22	2.30	0.61
1:M:555:ASP:OD2	1:M:588:ASN:HB2	2.00	0.61
1:K:289:ILE:HG13	1:K:289:ILE:O	2.00	0.61
1:L:196:VAL:CG1	1:L:201:THR:HG22	2.29	0.61
1:L:232:PRO:HA	1:M:468:ARG:HH12	1.65	0.61
1:M:200:ARG:H	1:M:200:ARG:HD2	1.66	0.61
1:K:200:ARG:H	1:K:200:ARG:HD2	1.66	0.61
1:K:424:GLN:O	1:K:425:ASP:HB2	2.00	0.61
1:L:555:ASP:OD2	1:L:588:ASN:HB2	2.00	0.61
1:L:642:TYR:CB	1:L:665:ILE:HD11	2.24	0.61
1:C:548:THR:HA	1:C:575:TYR:CE1	2.36	0.60
1:L:324:PHE:CE1	1:L:588:ASN:HB3	2.33	0.60
1:O:555:ASP:OD2	1:O:588:ASN:HB2	2.00	0.60
1:A:548:THR:HA	1:A:575:TYR:CE1	2.37	0.60
1:A:555:ASP:OD2	1:A:588:ASN:HB2	2.00	0.60
1:D:196:VAL:CG1	1:D:201:THR:HG22	2.29	0.60
1:E:289:ILE:HG13	1:E:289:ILE:O	2.00	0.60
1:F:232:PRO:HD3	1:F:480:VAL:HG11	1.82	0.60
1:F:324:PHE:CE1	1:F:588:ASN:HB3	2.33	0.60
1:F:555:ASP:OD2	1:F:588:ASN:HB2	2.00	0.60
1:M:289:ILE:HG13	1:M:289:ILE:O	2.00	0.60
1:A:200:ARG:H	1:A:200:ARG:HD2	1.66	0.60
1:B:196:VAL:CG1	1:B:201:THR:HG22	2.30	0.60
1:E:232:PRO:HD3	1:E:480:VAL:HG11	1.82	0.60
1:G:306:ASN:HA	1:H:669:ARG:CG	2.31	0.60
1:I:226:TRP:HB2	1:J:466:ASN:O	2.01	0.60

*Continued on next page...*



*Continued from previous page...*

Atom-1	Atom-2	Interatomic distance (Å)	Clash overlap (Å)
1:J:200:ARG:H	1:J:200:ARG:HD2	1.66	0.60
1:K:548:THR:HA	1:K:575:TYR:CE1	2.37	0.60
1:B:318:GLY:CA	1:C:410:TYR:HE1	2.12	0.60
1:D:548:THR:HA	1:D:575:TYR:CE1	2.36	0.60
1:F:200:ARG:H	1:F:200:ARG:HD2	1.65	0.60
1:F:318:GLY:CA	1:O:410:TYR:HE1	2.14	0.60
1:F:548:THR:HA	1:F:575:TYR:CE1	2.36	0.60
1:G:324:PHE:CE1	1:G:588:ASN:HB3	2.33	0.60
1:H:555:ASP:OD2	1:H:588:ASN:HB2	2.00	0.60
1:K:555:ASP:OD2	1:K:588:ASN:HB2	2.00	0.60
1:M:548:THR:HA	1:M:575:TYR:CE1	2.36	0.60
1:O:232:PRO:HD3	1:O:480:VAL:HG11	1.82	0.60
1:B:548:THR:HA	1:B:575:TYR:CE1	2.36	0.60
1:C:200:ARG:HD2	1:C:200:ARG:H	1.66	0.60
1:D:642:TYR:CB	1:D:665:ILE:HD11	2.24	0.60
1:E:548:THR:HA	1:E:575:TYR:CE1	2.36	0.60
1:G:232:PRO:HD3	1:G:480:VAL:HG11	1.82	0.60
1:G:548:THR:HA	1:G:575:TYR:CE1	2.36	0.60
1:I:548:THR:HA	1:I:575:TYR:CE1	2.36	0.60
1:K:483:GLN:HE22	1:L:245:LYS:N	1.96	0.60
1:M:324:PHE:CE1	1:M:588:ASN:HB3	2.33	0.60
1:A:196:VAL:CG1	1:A:201:THR:HG22	2.29	0.60
1:B:365:ARG:HH11	1:B:414:LYS:HD3	1.67	0.60
1:D:316:ILE:HD12	1:E:496:LYS:HD3	1.84	0.60
1:G:555:ASP:OD2	1:G:588:ASN:HB2	2.00	0.60
1:K:642:TYR:HB2	1:K:665:ILE:CD1	2.27	0.60
1:D:305:GLY:HA2	1:E:670:GLN:HE21	1.66	0.60
1:D:365:ARG:HH11	1:D:414:LYS:HD3	1.67	0.60
1:I:189:VAL:HG13	1:J:199:LYS:CB	2.31	0.60
1:I:189:VAL:CG1	1:J:199:LYS:HB2	2.32	0.60
1:H:232:PRO:HD3	1:H:480:VAL:HG11	1.82	0.60
1:H:548:THR:HA	1:H:575:TYR:CE1	2.36	0.60
1:K:189:VAL:HG13	1:L:199:LYS:CB	2.31	0.60
1:B:229:ALA:O	1:B:230:SER:HB2	2.02	0.60
1:C:555:ASP:OD2	1:C:588:ASN:HB2	2.00	0.60
1:E:642:TYR:CB	1:E:665:ILE:HD11	2.24	0.60
1:I:200:ARG:H	1:I:200:ARG:HD2	1.66	0.60
1:L:232:PRO:HD3	1:L:480:VAL:HG11	1.82	0.60
1:M:365:ARG:HH11	1:M:414:LYS:HD3	1.67	0.60
1:E:404:ILE:HD12	1:E:404:ILE:N	2.17	0.60
1:F:483:GLN:NE2	1:O:469:VAL:HG21	2.17	0.60

*Continued on next page...*

*Continued from previous page...*

Atom-1	Atom-2	Interatomic distance (Å)	Clash overlap (Å)
1:G:365:ARG:HH11	1:G:414:LYS:HD3	1.67	0.60
1:G:404:ILE:N	1:G:404:ILE:HD12	2.17	0.60
1:J:229:ALA:O	1:J:230:SER:HB2	2.02	0.60
1:L:178:ARG:NH1	1:M:200:ARG:HB3	2.17	0.60
1:L:548:THR:HA	1:L:575:TYR:CE1	2.36	0.60
1:A:404:ILE:N	1:A:404:ILE:HD12	2.17	0.59
1:D:303:VAL:HG23	1:E:670:GLN:HG2	1.82	0.59
1:H:404:ILE:HD12	1:H:404:ILE:N	2.17	0.59
1:I:642:TYR:HB2	1:I:665:ILE:CD1	2.27	0.59
1:J:548:THR:HA	1:J:575:TYR:CE1	2.36	0.59
1:K:232:PRO:HD3	1:K:480:VAL:HG11	1.82	0.59
1:O:365:ARG:HH11	1:O:414:LYS:HD3	1.67	0.59
1:A:229:ALA:O	1:A:230:SER:HB2	2.02	0.59
1:I:229:ALA:O	1:I:230:SER:HB2	2.02	0.59
1:I:404:ILE:N	1:I:404:ILE:HD12	2.17	0.59
1:J:521:MET:HA	1:J:521:MET:CE	2.31	0.59
1:K:365:ARG:HH11	1:K:414:LYS:HD3	1.67	0.59
1:K:404:ILE:HD12	1:K:404:ILE:N	2.17	0.59
1:E:229:ALA:O	1:E:230:SER:HB2	2.02	0.59
1:G:229:ALA:O	1:G:230:SER:HB2	2.02	0.59
1:I:307:ALA:O	1:J:669:ARG:HA	2.03	0.59
1:L:455:VAL:O	1:L:455:VAL:HG13	2.03	0.59
1:O:404:ILE:N	1:O:404:ILE:HD12	2.17	0.59
1:A:584:ASN:H	1:A:587:MET:HE1	1.66	0.59
1:K:455:VAL:HG13	1:K:455:VAL:O	2.03	0.59
1:L:318:GLY:CA	1:M:410:TYR:CE1	2.85	0.59
1:L:404:ILE:N	1:L:404:ILE:HD12	2.17	0.59
1:A:200:ARG:HD2	1:A:200:ARG:N	2.18	0.59
1:B:200:ARG:H	1:B:200:ARG:HD2	1.66	0.59
1:B:200:ARG:HD2	1:B:200:ARG:N	2.18	0.59
1:D:365:ARG:NH1	1:D:414:LYS:HD3	2.18	0.59
1:D:455:VAL:O	1:D:455:VAL:HG13	2.03	0.59
1:E:200:ARG:HD2	1:E:200:ARG:N	2.18	0.59
1:F:196:VAL:CG1	1:F:201:THR:HG22	2.30	0.59
1:F:645:GLU:HG3	1:F:697:ASN:HB2	1.85	0.59
1:H:515:GLU:OE1	1:I:245:LYS:HE2	2.03	0.59
1:I:298:THR:HB	1:I:601:ASN:HB3	1.85	0.59
1:I:521:MET:HE2	1:I:525:GLU:HB3	1.85	0.59
1:J:404:ILE:N	1:J:404:ILE:HD12	2.17	0.59
1:K:200:ARG:HD2	1:K:200:ARG:N	2.18	0.59
1:L:200:ARG:H	1:L:200:ARG:HD2	1.66	0.59

*Continued on next page...*

*Continued from previous page...*

Atom-1	Atom-2	Interatomic distance (Å)	Clash overlap (Å)
1:L:521:MET:HA	1:L:521:MET:CE	2.31	0.59
1:M:404:ILE:HD12	1:M:404:ILE:N	2.17	0.59
1:O:548:THR:HA	1:O:575:TYR:CE1	2.36	0.59
1:A:365:ARG:NH1	1:A:414:LYS:HD3	2.18	0.59
1:A:521:MET:HA	1:A:521:MET:CE	2.31	0.59
1:A:645:GLU:HG3	1:A:697:ASN:HB2	1.85	0.59
1:B:404:ILE:HD12	1:B:404:ILE:N	2.17	0.59
1:F:455:VAL:HG13	1:F:455:VAL:O	2.03	0.59
1:H:455:VAL:HG13	1:H:455:VAL:O	2.03	0.59
1:J:224:GLU:OE2	1:K:201:THR:HG23	2.02	0.59
1:J:312:SER:HA	1:J:315:ASP:OD2	2.03	0.59
1:K:645:GLU:HG3	1:K:697:ASN:HB2	1.85	0.59
1:M:326:ASN:O	1:M:327:SER:HB2	2.03	0.59
1:O:200:ARG:HD2	1:O:200:ARG:N	2.18	0.59
1:O:298:THR:HB	1:O:601:ASN:HB3	1.85	0.59
1:O:488:THR:HB	1:O:504:ARG:HB3	1.85	0.59
1:A:326:ASN:O	1:A:327:SER:HB2	2.03	0.59
1:D:229:ALA:O	1:D:230:SER:HB2	2.02	0.59
1:G:382:SER:CB	1:G:393:THR:HG22	2.33	0.59
1:I:365:ARG:HH11	1:I:414:LYS:HD3	1.67	0.59
1:I:645:GLU:HG3	1:I:697:ASN:HB2	1.85	0.59
1:J:298:THR:HB	1:J:601:ASN:HB3	1.85	0.59
1:J:455:VAL:O	1:J:455:VAL:HG13	2.03	0.59
1:K:312:SER:HA	1:K:315:ASP:OD2	2.03	0.59
1:L:229:ALA:O	1:L:230:SER:HB2	2.02	0.59
1:M:312:SER:HA	1:M:315:ASP:OD2	2.03	0.59
1:O:455:VAL:O	1:O:455:VAL:HG13	2.03	0.59
1:A:515:GLU:OE1	1:B:245:LYS:HE2	2.03	0.59
1:C:645:GLU:HG3	1:C:697:ASN:HB2	1.85	0.59
1:F:200:ARG:HD2	1:F:200:ARG:N	2.18	0.59
1:F:243:ILE:HG12	1:F:244:ASP:H	1.68	0.59
1:F:488:THR:HB	1:F:504:ARG:HB3	1.85	0.59
1:G:365:ARG:NH1	1:G:414:LYS:HD3	2.18	0.59
1:J:365:ARG:HH11	1:J:414:LYS:HD3	1.67	0.59
1:L:365:ARG:HH11	1:L:414:LYS:HD3	1.67	0.59
1:A:382:SER:CB	1:A:393:THR:HG22	2.33	0.59
1:C:488:THR:HB	1:C:504:ARG:HB3	1.85	0.59
1:D:200:ARG:HD2	1:D:200:ARG:N	2.18	0.59
1:E:318:GLY:HA2	1:F:410:TYR:CE1	2.38	0.59
1:E:455:VAL:HG13	1:E:455:VAL:O	2.03	0.59
1:F:260:PRO:HD3	1:F:477:TRP:CH2	2.38	0.59

*Continued on next page...*

*Continued from previous page...*

Atom-1	Atom-2	Interatomic distance (Å)	Clash overlap (Å)
1:G:260:PRO:HD3	1:G:477:TRP:CH2	2.38	0.59
1:G:298:THR:HB	1:G:601:ASN:HB3	1.85	0.59
1:G:488:THR:HB	1:G:504:ARG:HB3	1.85	0.59
1:H:298:THR:HB	1:H:601:ASN:HB3	1.85	0.59
1:H:382:SER:CB	1:H:393:THR:HG22	2.33	0.59
1:J:260:PRO:HD3	1:J:477:TRP:CH2	2.38	0.59
1:J:596:PHE:N	1:J:596:PHE:CD1	2.71	0.59
1:J:645:GLU:HG3	1:J:697:ASN:HB2	1.85	0.59
1:L:382:SER:CB	1:L:393:THR:HG22	2.33	0.59
1:O:187:LEU:CD2	1:O:205:PRO:HB3	2.33	0.59
1:A:596:PHE:CD1	1:A:596:PHE:N	2.71	0.59
1:B:232:PRO:HG2	1:B:233:TYR:CE1	2.38	0.59
1:B:326:ASN:O	1:B:327:SER:HB2	2.03	0.59
1:D:326:ASN:O	1:D:327:SER:HB2	2.03	0.59
1:E:232:PRO:HG2	1:E:233:TYR:CE1	2.38	0.59
1:E:365:ARG:HH11	1:E:414:LYS:HD3	1.67	0.59
1:E:488:THR:HB	1:E:504:ARG:HB3	1.85	0.59
1:F:232:PRO:HG2	1:F:233:TYR:CE1	2.38	0.59
1:F:486:GLU:OE1	1:F:586:LYS:HE2	2.03	0.59
1:F:515:GLU:OE1	1:O:245:LYS:HE2	2.02	0.59
1:F:642:TYR:CB	1:F:665:ILE:HD11	2.24	0.59
1:G:232:PRO:HG2	1:G:233:TYR:CE1	2.38	0.59
1:H:312:SER:HA	1:H:315:ASP:OD2	2.03	0.59
1:O:645:GLU:HG3	1:O:697:ASN:HB2	1.85	0.59
1:A:488:THR:HB	1:A:504:ARG:HB3	1.85	0.58
1:B:365:ARG:NH1	1:B:414:LYS:HD3	2.18	0.58
1:B:411:TYR:HD2	1:B:412:PRO:HD3	1.68	0.58
1:D:488:THR:HB	1:D:504:ARG:HB3	1.85	0.58
1:F:326:ASN:O	1:F:327:SER:HB2	2.03	0.58
1:G:326:ASN:O	1:G:327:SER:HB2	2.03	0.58
1:I:312:SER:HA	1:I:315:ASP:OD2	2.03	0.58
1:I:455:VAL:O	1:I:455:VAL:HG13	2.03	0.58
1:J:365:ARG:NH1	1:J:414:LYS:HD3	2.18	0.58
1:K:187:LEU:CD2	1:K:205:PRO:HB3	2.33	0.58
1:M:229:ALA:O	1:M:230:SER:HB2	2.03	0.58
1:M:260:PRO:HD3	1:M:477:TRP:CH2	2.38	0.58
1:A:187:LEU:CD2	1:A:205:PRO:HB3	2.33	0.58
1:A:455:VAL:O	1:A:455:VAL:HG13	2.03	0.58
1:B:455:VAL:O	1:B:455:VAL:HG13	2.03	0.58
1:B:488:THR:HB	1:B:504:ARG:HB3	1.85	0.58
1:C:232:PRO:HG2	1:C:233:TYR:CE1	2.38	0.58

*Continued on next page...*

*Continued from previous page...*

Atom-1	Atom-2	Interatomic distance (Å)	Clash overlap (Å)
1:C:260:PRO:HD3	1:C:477:TRP:CH2	2.38	0.58
1:C:382:SER:CB	1:C:393:THR:HG22	2.33	0.58
1:E:187:LEU:CD2	1:E:205:PRO:HB3	2.33	0.58
1:E:243:ILE:HG12	1:E:244:ASP:H	1.68	0.58
1:F:298:THR:HB	1:F:601:ASN:HB3	1.85	0.58
1:G:200:ARG:HD2	1:G:200:ARG:N	2.18	0.58
1:G:642:TYR:HB2	1:G:665:ILE:CD1	2.27	0.58
1:H:187:LEU:CD2	1:H:205:PRO:HB3	2.33	0.58
1:H:243:ILE:HG12	1:H:244:ASP:H	1.68	0.58
1:H:310:HIS:H	1:H:310:HIS:HD1	1.51	0.58
1:H:365:ARG:HH11	1:H:414:LYS:HD3	1.67	0.58
1:H:486:GLU:OE1	1:H:586:LYS:HE2	2.03	0.58
1:I:243:ILE:HG12	1:I:244:ASP:H	1.68	0.58
1:I:365:ARG:NH1	1:I:414:LYS:HD3	2.18	0.58
1:L:200:ARG:HD2	1:L:200:ARG:N	2.18	0.58
1:O:260:PRO:HD3	1:O:477:TRP:CH2	2.38	0.58
1:O:326:ASN:O	1:O:327:SER:HB2	2.03	0.58
1:A:298:THR:HB	1:A:601:ASN:HB3	1.85	0.58
1:A:365:ARG:HH11	1:A:414:LYS:HD3	1.67	0.58
1:A:411:TYR:HD2	1:A:412:PRO:HD3	1.68	0.58
1:D:382:SER:CB	1:D:393:THR:HG22	2.33	0.58
1:D:404:ILE:N	1:D:404:ILE:HD12	2.17	0.58
1:E:382:SER:CB	1:E:393:THR:HG22	2.33	0.58
1:E:486:GLU:OE1	1:E:586:LYS:HE2	2.03	0.58
1:F:229:ALA:O	1:F:230:SER:HB2	2.02	0.58
1:G:410:TYR:CE1	1:M:318:GLY:HA2	2.38	0.58
1:H:318:GLY:HA3	1:I:410:TYR:HE1	1.61	0.58
1:H:642:TYR:HB2	1:H:665:ILE:CD1	2.27	0.58
1:I:187:LEU:CD2	1:I:205:PRO:HB3	2.34	0.58
1:J:189:VAL:CG1	1:K:199:LYS:CG	2.80	0.58
1:K:260:PRO:HD3	1:K:477:TRP:CH2	2.38	0.58
1:K:365:ARG:NH1	1:K:414:LYS:HD3	2.18	0.58
1:K:488:THR:HB	1:K:504:ARG:HB3	1.85	0.58
1:L:326:ASN:O	1:L:327:SER:HB2	2.03	0.58
1:L:365:ARG:NH1	1:L:414:LYS:HD3	2.18	0.58
1:L:486:GLU:OE1	1:L:586:LYS:HE2	2.03	0.58
1:M:645:GLU:HG3	1:M:697:ASN:HB2	1.85	0.58
1:O:382:SER:CB	1:O:393:THR:HG22	2.33	0.58
1:A:312:SER:HA	1:A:315:ASP:OD2	2.03	0.58
1:A:486:GLU:OE1	1:A:586:LYS:HE2	2.03	0.58
1:B:312:SER:HA	1:B:315:ASP:OD2	2.03	0.58

*Continued on next page...*

*Continued from previous page...*

Atom-1	Atom-2	Interatomic distance (Å)	Clash overlap (Å)
1:B:382:SER:CB	1:B:393:THR:HG22	2.33	0.58
1:C:312:SER:HA	1:C:315:ASP:OD2	2.03	0.58
1:F:404:ILE:HD12	1:F:404:ILE:N	2.17	0.58
1:F:629:LEU:HD12	1:F:629:LEU:N	2.19	0.58
1:G:187:LEU:CD2	1:G:205:PRO:HB3	2.34	0.58
1:G:312:SER:HA	1:G:315:ASP:OD2	2.03	0.58
1:J:382:SER:CB	1:J:393:THR:HG22	2.33	0.58
1:K:243:ILE:HG12	1:K:244:ASP:H	1.68	0.58
1:K:596:PHE:N	1:K:596:PHE:CD1	2.71	0.58
1:M:629:LEU:N	1:M:629:LEU:HD12	2.19	0.58
1:O:411:TYR:HD2	1:O:412:PRO:HD3	1.68	0.58
1:A:260:PRO:HD3	1:A:477:TRP:CH2	2.38	0.58
1:C:365:ARG:HH11	1:C:414:LYS:HD3	1.67	0.58
1:C:642:TYR:HB2	1:C:665:ILE:CD1	2.27	0.58
1:E:645:GLU:HG3	1:E:697:ASN:HB2	1.85	0.58
1:F:365:ARG:NH1	1:F:414:LYS:HD3	2.18	0.58
1:G:245:LYS:HE3	1:M:512:ASP:OD1	2.03	0.58
1:G:486:GLU:OE1	1:G:586:LYS:HE2	2.03	0.58
1:G:645:GLU:HG3	1:G:697:ASN:HB2	1.85	0.58
1:H:200:ARG:HD2	1:H:200:ARG:N	2.18	0.58
1:I:260:PRO:HD3	1:I:477:TRP:CH2	2.38	0.58
1:I:411:TYR:HD2	1:I:412:PRO:HD3	1.68	0.58
1:K:298:THR:HB	1:K:601:ASN:HB3	1.85	0.58
1:K:486:GLU:OE1	1:K:586:LYS:HE2	2.03	0.58
1:L:189:VAL:HG13	1:M:199:LYS:HB2	1.85	0.58
1:L:260:PRO:HD3	1:L:477:TRP:CH2	2.38	0.58
1:M:200:ARG:HD2	1:M:200:ARG:N	2.18	0.58
1:M:455:VAL:HG13	1:M:455:VAL:O	2.03	0.58
1:O:232:PRO:HG2	1:O:233:TYR:CE1	2.38	0.58
1:O:243:ILE:HG12	1:O:244:ASP:H	1.68	0.58
1:C:196:VAL:CG1	1:C:201:THR:HG22	2.29	0.58
1:C:596:PHE:N	1:C:596:PHE:CD1	2.71	0.58
1:C:629:LEU:HD12	1:C:629:LEU:N	2.19	0.58
1:D:187:LEU:CD2	1:D:205:PRO:HB3	2.33	0.58
1:D:243:ILE:HG12	1:D:244:ASP:H	1.68	0.58
1:G:243:ILE:HG12	1:G:244:ASP:H	1.68	0.58
1:H:596:PHE:N	1:H:596:PHE:CD1	2.71	0.58
1:L:312:SER:HA	1:L:315:ASP:OD2	2.03	0.58
1:L:629:LEU:HD12	1:L:629:LEU:N	2.19	0.58
1:M:269:ILE:CD1	1:M:334:ILE:HD13	2.34	0.58
1:B:260:PRO:HD3	1:B:477:TRP:CH2	2.38	0.58

*Continued on next page...*

*Continued from previous page...*

Atom-1	Atom-2	Interatomic distance (Å)	Clash overlap (Å)
1:C:455:VAL:HG13	1:C:455:VAL:O	2.03	0.58
1:E:243:ILE:HD11	1:E:247:VAL:HG21	1.86	0.58
1:E:365:ARG:NH1	1:E:414:LYS:HD3	2.18	0.58
1:I:200:ARG:HD2	1:I:200:ARG:N	2.18	0.58
1:K:232:PRO:HG2	1:K:233:TYR:CE1	2.38	0.58
1:K:411:TYR:HD2	1:K:412:PRO:HD3	1.68	0.58
1:M:232:PRO:HG2	1:M:233:TYR:CE1	2.38	0.58
1:O:312:SER:HA	1:O:315:ASP:OD2	2.03	0.58
1:A:232:PRO:HG2	1:A:233:TYR:CE1	2.38	0.58
1:B:486:GLU:OE1	1:B:586:LYS:HE2	2.03	0.58
1:C:187:LEU:CD2	1:C:205:PRO:HB3	2.33	0.58
1:C:229:ALA:O	1:C:230:SER:HB2	2.02	0.58
1:D:312:SER:HA	1:D:315:ASP:OD2	2.03	0.58
1:D:411:TYR:HD2	1:D:412:PRO:HD3	1.68	0.58
1:E:411:TYR:HD2	1:E:412:PRO:HD3	1.68	0.58
1:F:365:ARG:HH11	1:F:414:LYS:HD3	1.67	0.58
1:H:243:ILE:HD11	1:H:247:VAL:HG21	1.86	0.58
1:H:411:TYR:HD2	1:H:412:PRO:HD3	1.68	0.58
1:H:629:LEU:N	1:H:629:LEU:HD12	2.19	0.58
1:H:645:GLU:HG3	1:H:697:ASN:HB2	1.85	0.58
1:K:382:SER:CB	1:K:393:THR:HG22	2.33	0.58
1:L:232:PRO:HG2	1:L:233:TYR:CE1	2.38	0.58
1:L:635:ILE:O	1:L:638:ILE:HG12	2.04	0.58
1:L:645:GLU:HG3	1:L:697:ASN:HB2	1.85	0.58
1:M:411:TYR:HD2	1:M:412:PRO:HD3	1.69	0.58
1:O:229:ALA:O	1:O:230:SER:HB2	2.02	0.58
1:O:629:LEU:HD12	1:O:629:LEU:N	2.19	0.58
1:B:298:THR:HB	1:B:601:ASN:HB3	1.85	0.58
1:B:596:PHE:N	1:B:596:PHE:CD1	2.71	0.58
1:C:200:ARG:HD2	1:C:200:ARG:N	2.18	0.58
1:D:298:THR:HB	1:D:601:ASN:HB3	1.85	0.58
1:D:635:ILE:O	1:D:638:ILE:HG12	2.04	0.58
1:E:260:PRO:HD3	1:E:477:TRP:CH2	2.38	0.58
1:E:269:ILE:CD1	1:E:334:ILE:HD13	2.34	0.58
1:F:243:ILE:HD11	1:F:247:VAL:HG21	1.86	0.58
1:F:635:ILE:O	1:F:638:ILE:HG12	2.04	0.58
1:G:635:ILE:O	1:G:638:ILE:HG12	2.04	0.58
1:K:635:ILE:O	1:K:638:ILE:HG12	2.04	0.58
1:L:642:TYR:HB2	1:L:665:ILE:CD1	2.27	0.58
1:M:187:LEU:CD2	1:M:205:PRO:HB3	2.33	0.58
1:A:243:ILE:HD11	1:A:247:VAL:HG21	1.86	0.58

*Continued on next page...*



*Continued from previous page...*

Atom-1	Atom-2	Interatomic distance (Å)	Clash overlap (Å)
1:C:243:ILE:HD11	1:C:247:VAL:HG21	1.86	0.58
1:C:584:ASN:H	1:C:587:MET:HE1	1.66	0.58
1:E:442:LEU:HD13	1:E:448:LEU:HD21	1.86	0.58
1:F:596:PHE:N	1:F:596:PHE:CD1	2.71	0.58
1:H:224:GLU:OE2	1:I:201:THR:N	2.36	0.58
1:H:232:PRO:HG2	1:H:233:TYR:CE1	2.38	0.58
1:H:488:THR:HB	1:H:504:ARG:HB3	1.85	0.58
1:H:635:ILE:O	1:H:638:ILE:HG12	2.04	0.58
1:I:382:SER:CB	1:I:393:THR:HG22	2.33	0.58
1:J:187:LEU:CD2	1:J:205:PRO:HB3	2.34	0.58
1:J:232:PRO:HG2	1:J:233:TYR:CE1	2.38	0.58
1:K:521:MET:HA	1:K:521:MET:CE	2.31	0.58
1:L:596:PHE:N	1:L:596:PHE:CD1	2.71	0.58
1:M:243:ILE:HG12	1:M:244:ASP:H	1.68	0.58
1:M:243:ILE:HD11	1:M:247:VAL:HG21	1.86	0.58
1:M:382:SER:CB	1:M:393:THR:HG22	2.33	0.58
1:M:486:GLU:OE1	1:M:586:LYS:HE2	2.03	0.58
1:O:243:ILE:HD11	1:O:247:VAL:HG21	1.86	0.58
1:O:365:ARG:NH1	1:O:414:LYS:HD3	2.18	0.58
1:B:584:ASN:H	1:B:587:MET:HE1	1.69	0.57
1:B:629:LEU:N	1:B:629:LEU:HD12	2.19	0.57
1:C:365:ARG:NH1	1:C:414:LYS:HD3	2.18	0.57
1:D:260:PRO:HD3	1:D:477:TRP:CH2	2.38	0.57
1:E:312:SER:HA	1:E:315:ASP:OD2	2.03	0.57
1:E:326:ASN:O	1:E:327:SER:HB2	2.03	0.57
1:E:479:GLU:OE1	1:F:470:ARG:HG3	2.03	0.57
1:F:382:SER:CB	1:F:393:THR:HG22	2.33	0.57
1:G:269:ILE:CD1	1:G:334:ILE:HD13	2.34	0.57
1:I:243:ILE:HD11	1:I:247:VAL:HG21	1.86	0.57
1:K:326:ASN:O	1:K:327:SER:HB2	2.03	0.57
1:L:298:THR:HB	1:L:601:ASN:HB3	1.85	0.57
1:O:442:LEU:HD13	1:O:448:LEU:HD21	1.86	0.57
1:O:596:PHE:N	1:O:596:PHE:CD1	2.71	0.57
1:D:269:ILE:CD1	1:D:334:ILE:HD13	2.34	0.57
1:F:312:SER:HA	1:F:315:ASP:OD2	2.03	0.57
1:G:455:VAL:O	1:G:455:VAL:HG13	2.03	0.57
1:G:596:PHE:N	1:G:596:PHE:CD1	2.71	0.57
1:H:269:ILE:CD1	1:H:334:ILE:HD13	2.34	0.57
1:I:232:PRO:HG2	1:I:233:TYR:CE1	2.38	0.57
1:I:486:GLU:OE1	1:I:586:LYS:HE2	2.03	0.57
1:J:269:ILE:CD1	1:J:334:ILE:HD13	2.34	0.57

*Continued on next page...*



*Continued from previous page...*

Atom-1	Atom-2	Interatomic distance (Å)	Clash overlap (Å)
1:J:486:GLU:OE1	1:J:586:LYS:HE2	2.03	0.57
1:L:187:LEU:CD2	1:L:205:PRO:HB3	2.33	0.57
1:L:488:THR:HB	1:L:504:ARG:HB3	1.85	0.57
1:B:187:LEU:CD2	1:B:205:PRO:HB3	2.33	0.57
1:B:645:GLU:HG3	1:B:697:ASN:HB2	1.85	0.57
1:C:404:ILE:HD12	1:C:404:ILE:N	2.17	0.57
1:D:629:LEU:HD12	1:D:629:LEU:N	2.19	0.57
1:F:269:ILE:CD1	1:F:334:ILE:HD13	2.34	0.57
1:G:466:ASN:O	1:M:226:TRP:CG	2.58	0.57
1:G:629:LEU:HD12	1:G:629:LEU:N	2.19	0.57
1:H:326:ASN:O	1:H:327:SER:HB2	2.03	0.57
1:H:365:ARG:NH1	1:H:414:LYS:HD3	2.18	0.57
1:I:596:PHE:CD1	1:I:596:PHE:N	2.71	0.57
1:J:629:LEU:N	1:J:629:LEU:HD12	2.19	0.57
1:K:243:ILE:HD11	1:K:247:VAL:HG21	1.86	0.57
1:M:584:ASN:H	1:M:587:MET:HE1	1.68	0.57
1:A:442:LEU:HD13	1:A:448:LEU:HD21	1.86	0.57
1:C:486:GLU:OE1	1:C:586:LYS:HE2	2.03	0.57
1:J:411:TYR:HD2	1:J:412:PRO:HD3	1.69	0.57
1:O:635:ILE:O	1:O:638:ILE:HG12	2.04	0.57
1:C:633:LYS:O	1:C:637:LYS:HG3	2.05	0.57
1:E:629:LEU:N	1:E:629:LEU:HD12	2.19	0.57
1:E:633:LYS:O	1:E:637:LYS:HG3	2.05	0.57
1:F:187:LEU:CD2	1:F:205:PRO:HB3	2.33	0.57
1:G:243:ILE:HD11	1:G:247:VAL:HG21	1.86	0.57
1:G:442:LEU:HD13	1:G:448:LEU:HD21	1.86	0.57
1:H:633:LYS:O	1:H:637:LYS:HG3	2.05	0.57
1:I:326:ASN:O	1:I:327:SER:HB2	2.03	0.57
1:J:243:ILE:HG12	1:J:244:ASP:H	1.68	0.57
1:K:229:ALA:O	1:K:230:SER:HB2	2.03	0.57
1:L:442:LEU:HD13	1:L:448:LEU:HD21	1.86	0.57
1:M:298:THR:HB	1:M:601:ASN:HB3	1.85	0.57
1:M:365:ARG:NH1	1:M:414:LYS:HD3	2.18	0.57
1:A:366:TYR:O	1:A:411:TYR:N	2.28	0.57
1:C:326:ASN:O	1:C:327:SER:HB2	2.03	0.57
1:C:635:ILE:O	1:C:638:ILE:HG12	2.04	0.57
1:D:232:PRO:HG2	1:D:233:TYR:CE1	2.38	0.57
1:D:645:GLU:HG3	1:D:697:ASN:HB2	1.85	0.57
1:E:298:THR:HB	1:E:601:ASN:HB3	1.85	0.57
1:E:596:PHE:N	1:E:596:PHE:CD1	2.71	0.57
1:I:269:ILE:CD1	1:I:334:ILE:HD13	2.34	0.57

*Continued on next page...*

*Continued from previous page...*

Atom-1	Atom-2	Interatomic distance (Å)	Clash overlap (Å)
1:J:200:ARG:HD2	1:J:200:ARG:N	2.18	0.57
1:J:326:ASN:O	1:J:327:SER:HB2	2.03	0.57
1:K:269:ILE:CD1	1:K:334:ILE:HD13	2.34	0.57
1:M:488:THR:HB	1:M:504:ARG:HB3	1.85	0.57
1:O:486:GLU:OE1	1:O:586:LYS:HE2	2.03	0.57
1:A:629:LEU:HD12	1:A:629:LEU:N	2.19	0.57
1:B:258:ALA:HA	1:B:371:THR:HG1	1.68	0.57
1:D:596:PHE:N	1:D:596:PHE:CD1	2.71	0.57
1:D:633:LYS:O	1:D:637:LYS:HG3	2.05	0.57
1:I:629:LEU:HD12	1:I:629:LEU:N	2.19	0.57
1:J:310:HIS:HD1	1:J:310:HIS:H	1.51	0.57
1:D:266:MET:CA	1:D:364:ILE:HG22	2.35	0.57
1:G:633:LYS:O	1:G:637:LYS:HG3	2.05	0.57
1:H:644:VAL:HG21	1:H:678:PHE:HD1	1.70	0.57
1:I:442:LEU:HD13	1:I:448:LEU:HD21	1.86	0.57
1:I:488:THR:HB	1:I:504:ARG:HB3	1.85	0.57
1:J:442:LEU:HD13	1:J:448:LEU:HD21	1.86	0.57
1:K:629:LEU:HD12	1:K:629:LEU:N	2.19	0.57
1:O:584:ASN:H	1:O:587:MET:HE1	1.69	0.57
1:C:266:MET:CA	1:C:364:ILE:HG22	2.35	0.57
1:C:298:THR:HB	1:C:601:ASN:HB3	1.85	0.57
1:D:442:LEU:HD13	1:D:448:LEU:HD21	1.86	0.57
1:D:642:TYR:HB2	1:D:665:ILE:CD1	2.27	0.57
1:D:644:VAL:HG21	1:D:678:PHE:HD1	1.70	0.57
1:G:411:TYR:HD2	1:G:412:PRO:HD3	1.68	0.57
1:I:644:VAL:HG21	1:I:678:PHE:HD1	1.70	0.57
1:J:488:THR:HB	1:J:504:ARG:HB3	1.85	0.57
1:K:633:LYS:O	1:K:637:LYS:HG3	2.05	0.57
1:L:243:ILE:HD11	1:L:247:VAL:HG21	1.86	0.57
1:L:269:ILE:CD1	1:L:334:ILE:HD13	2.34	0.57
1:M:642:TYR:HB2	1:M:665:ILE:CD1	2.27	0.57
1:A:266:MET:CA	1:A:364:ILE:HG22	2.35	0.57
1:A:635:ILE:O	1:A:638:ILE:HG12	2.04	0.57
1:F:411:TYR:HD2	1:F:412:PRO:HD3	1.68	0.57
1:F:633:LYS:O	1:F:637:LYS:HG3	2.05	0.57
1:G:266:MET:CA	1:G:364:ILE:HG22	2.35	0.57
1:H:260:PRO:HD3	1:H:477:TRP:CH2	2.38	0.57
1:I:635:ILE:O	1:I:638:ILE:HG12	2.04	0.57
1:L:266:MET:CA	1:L:364:ILE:HG22	2.35	0.57
1:M:596:PHE:N	1:M:596:PHE:CD1	2.71	0.57
1:B:512:ASP:OD1	1:C:245:LYS:HE3	2.04	0.56

*Continued on next page...*

*Continued from previous page...*

Atom-1	Atom-2	Interatomic distance (Å)	Clash overlap (Å)
1:C:243:ILE:HG12	1:C:244:ASP:H	1.68	0.56
1:C:411:TYR:HD2	1:C:412:PRO:HD3	1.68	0.56
1:D:486:GLU:OE1	1:D:586:LYS:HE2	2.03	0.56
1:H:229:ALA:O	1:H:230:SER:HB2	2.02	0.56
1:H:442:LEU:HD13	1:H:448:LEU:HD21	1.86	0.56
1:I:724:ILE:O	1:I:726:ILE:HD13	2.06	0.56
1:J:243:ILE:HD11	1:J:247:VAL:HG21	1.86	0.56
1:A:243:ILE:HG12	1:A:244:ASP:H	1.68	0.56
1:A:644:VAL:HG21	1:A:678:PHE:HD1	1.70	0.56
1:F:442:LEU:HD13	1:F:448:LEU:HD21	1.86	0.56
1:J:635:ILE:O	1:J:638:ILE:HG12	2.04	0.56
1:L:411:TYR:HD2	1:L:412:PRO:HD3	1.69	0.56
1:O:644:VAL:HG21	1:O:678:PHE:HD1	1.70	0.56
1:B:269:ILE:CD1	1:B:334:ILE:HD13	2.34	0.56
1:B:305:GLY:HA2	1:C:670:GLN:CG	2.34	0.56
1:C:724:ILE:O	1:C:726:ILE:HD13	2.06	0.56
1:E:635:ILE:O	1:E:638:ILE:HG12	2.04	0.56
1:E:644:VAL:HG21	1:E:678:PHE:HD1	1.70	0.56
1:F:487:THR:O	1:F:518:LYS:NZ	2.39	0.56
1:K:442:LEU:HD13	1:K:448:LEU:HD21	1.86	0.56
1:K:724:ILE:O	1:K:726:ILE:HD13	2.06	0.56
1:L:633:LYS:O	1:L:637:LYS:HG3	2.05	0.56
1:L:724:ILE:O	1:L:726:ILE:HD13	2.06	0.56
1:M:442:LEU:HD13	1:M:448:LEU:HD21	1.86	0.56
1:M:644:VAL:HG21	1:M:678:PHE:HD1	1.70	0.56
1:O:269:ILE:CD1	1:O:334:ILE:HD13	2.34	0.56
1:O:724:ILE:O	1:O:726:ILE:HD13	2.06	0.56
1:A:319:SER:H	1:B:414:LYS:HG3	1.71	0.56
1:A:487:THR:O	1:A:518:LYS:NZ	2.39	0.56
1:B:521:MET:HE2	1:B:525:GLU:HB3	1.88	0.56
1:B:635:ILE:O	1:B:638:ILE:HG12	2.04	0.56
1:C:189:VAL:HG13	1:D:199:LYS:HB2	1.85	0.56
1:C:269:ILE:CD1	1:C:334:ILE:HD13	2.34	0.56
1:D:243:ILE:HD11	1:D:247:VAL:HG21	1.86	0.56
1:K:306:ASN:HA	1:L:669:ARG:HG2	1.88	0.56
1:A:633:LYS:O	1:A:637:LYS:HG3	2.05	0.56
1:B:487:THR:O	1:B:518:LYS:NZ	2.39	0.56
1:D:487:THR:O	1:D:518:LYS:NZ	2.39	0.56
1:J:189:VAL:CG1	1:K:199:LYS:HG2	2.35	0.56
1:M:635:ILE:O	1:M:638:ILE:HG12	2.04	0.56
1:A:269:ILE:CD1	1:A:334:ILE:HD13	2.34	0.56

*Continued on next page...*

*Continued from previous page...*

Atom-1	Atom-2	Interatomic distance (Å)	Clash overlap (Å)
1:A:724:ILE:O	1:A:726:ILE:HD13	2.06	0.56
1:B:633:LYS:O	1:B:637:LYS:HG3	2.05	0.56
1:C:302:GLU:HG3	1:C:323:GLY:HA2	1.88	0.56
1:E:266:MET:CA	1:E:364:ILE:HG22	2.35	0.56
1:E:584:ASN:H	1:E:587:MET:HE1	1.70	0.56
1:F:517:THR:HG23	1:O:199:LYS:O	2.05	0.56
1:B:442:LEU:HD13	1:B:448:LEU:HD21	1.86	0.56
1:D:302:GLU:HG3	1:D:323:GLY:HA2	1.88	0.56
1:F:266:MET:CA	1:F:364:ILE:HG22	2.35	0.56
1:F:642:TYR:HB2	1:F:665:ILE:CD1	2.27	0.56
1:G:302:GLU:HG3	1:G:323:GLY:HA2	1.88	0.56
1:G:487:THR:O	1:G:518:LYS:NZ	2.39	0.56
1:I:487:THR:O	1:I:518:LYS:NZ	2.39	0.56
1:I:633:LYS:O	1:I:637:LYS:HG3	2.05	0.56
1:J:633:LYS:O	1:J:637:LYS:HG3	2.05	0.56
1:L:243:ILE:HG12	1:L:244:ASP:H	1.68	0.56
1:L:584:ASN:O	1:L:587:MET:HB2	2.06	0.56
1:M:724:ILE:O	1:M:726:ILE:HD13	2.05	0.56
1:O:266:MET:CA	1:O:364:ILE:HG22	2.35	0.56
1:D:429:SER:O	1:D:431:PRO:HD3	2.06	0.56
1:G:724:ILE:O	1:G:726:ILE:HD13	2.06	0.56
1:J:724:ILE:O	1:J:726:ILE:HD13	2.05	0.56
1:K:266:MET:CA	1:K:364:ILE:HG22	2.35	0.56
1:K:366:TYR:O	1:K:411:TYR:N	2.28	0.56
1:L:487:THR:O	1:L:518:LYS:NZ	2.39	0.56
1:O:633:LYS:O	1:O:637:LYS:HG3	2.05	0.56
1:B:319:SER:H	1:C:414:LYS:HG3	1.71	0.56
1:B:644:VAL:HG21	1:B:678:PHE:HD1	1.70	0.56
1:F:724:ILE:O	1:F:726:ILE:HD13	2.06	0.56
1:H:724:ILE:O	1:H:726:ILE:HD13	2.06	0.56
1:L:302:GLU:HG3	1:L:323:GLY:HA2	1.88	0.56
1:O:429:SER:O	1:O:431:PRO:HD3	2.06	0.56
1:B:243:ILE:HD11	1:B:247:VAL:HG21	1.86	0.56
1:B:724:ILE:O	1:B:726:ILE:HD13	2.06	0.56
1:H:429:SER:O	1:H:431:PRO:HD3	2.06	0.56
1:H:487:THR:O	1:H:518:LYS:NZ	2.39	0.56
1:J:302:GLU:HG3	1:J:323:GLY:HA2	1.88	0.56
1:L:429:SER:O	1:L:431:PRO:HD3	2.06	0.56
1:M:584:ASN:O	1:M:587:MET:HB2	2.06	0.56
1:O:642:TYR:HB2	1:O:665:ILE:CD1	2.27	0.56
1:C:366:TYR:O	1:C:411:TYR:N	2.28	0.55

*Continued on next page...*

*Continued from previous page...*

Atom-1	Atom-2	Interatomic distance (Å)	Clash overlap (Å)
1:C:442:LEU:HD13	1:C:448:LEU:HD21	1.86	0.55
1:E:642:TYR:HB2	1:E:665:ILE:CD1	2.27	0.55
1:F:429:SER:O	1:F:431:PRO:HD3	2.06	0.55
1:K:429:SER:O	1:K:431:PRO:HD3	2.06	0.55
1:K:487:THR:O	1:K:518:LYS:NZ	2.39	0.55
1:M:429:SER:O	1:M:431:PRO:HD3	2.06	0.55
1:O:584:ASN:O	1:O:587:MET:HB2	2.06	0.55
1:A:189:VAL:CG1	1:B:199:LYS:HB2	2.36	0.55
1:A:584:ASN:O	1:A:587:MET:HB2	2.06	0.55
1:E:584:ASN:O	1:E:587:MET:HB2	2.06	0.55
1:J:487:THR:O	1:J:518:LYS:NZ	2.39	0.55
1:J:584:ASN:O	1:J:587:MET:HB2	2.06	0.55
1:K:584:ASN:O	1:K:587:MET:HB2	2.06	0.55
1:M:487:THR:O	1:M:518:LYS:NZ	2.39	0.55
1:M:633:LYS:O	1:M:637:LYS:HG3	2.05	0.55
1:F:584:ASN:O	1:F:587:MET:HB2	2.06	0.55
1:I:429:SER:O	1:I:431:PRO:HD3	2.06	0.55
1:J:429:SER:O	1:J:431:PRO:HD3	2.06	0.55
1:K:644:VAL:HG21	1:K:678:PHE:HD1	1.70	0.55
1:B:243:ILE:HG12	1:B:244:ASP:H	1.68	0.55
1:C:271:LEU:HD21	1:C:360:LEU:HD13	1.89	0.55
1:C:584:ASN:O	1:C:587:MET:HB2	2.06	0.55
1:E:271:LEU:HD21	1:E:360:LEU:HD13	1.89	0.55
1:E:724:ILE:O	1:E:726:ILE:HD13	2.06	0.55
1:F:644:VAL:HG21	1:F:678:PHE:HD1	1.70	0.55
1:H:266:MET:CA	1:H:364:ILE:HG22	2.35	0.55
1:I:584:ASN:O	1:I:587:MET:HB2	2.06	0.55
1:O:302:GLU:HG3	1:O:323:GLY:HA2	1.88	0.55
1:A:360:LEU:HD12	1:A:361:ASN:H	1.72	0.55
1:B:429:SER:O	1:B:431:PRO:HD3	2.06	0.55
1:C:487:THR:O	1:C:518:LYS:NZ	2.39	0.55
1:D:521:MET:HE2	1:D:525:GLU:HB3	1.89	0.55
1:H:521:MET:HA	1:H:521:MET:CE	2.31	0.55
1:L:644:VAL:HG21	1:L:678:PHE:HD1	1.70	0.55
1:B:360:LEU:HD12	1:B:361:ASN:H	1.72	0.55
1:B:584:ASN:O	1:B:587:MET:HB2	2.06	0.55
1:E:487:THR:O	1:E:518:LYS:NZ	2.39	0.55
1:G:366:TYR:O	1:G:411:TYR:N	2.27	0.55
1:G:584:ASN:O	1:G:587:MET:HB2	2.06	0.55
1:H:189:VAL:HG13	1:I:199:LYS:HG3	1.89	0.55
1:H:302:GLU:HG3	1:H:323:GLY:HA2	1.88	0.55

*Continued on next page...*

*Continued from previous page...*

Atom-1	Atom-2	Interatomic distance (Å)	Clash overlap (Å)
1:J:360:LEU:HD12	1:J:361:ASN:H	1.72	0.55
1:M:302:GLU:HG3	1:M:323:GLY:HA2	1.88	0.55
1:O:521:MET:HA	1:O:521:MET:CE	2.31	0.55
1:A:271:LEU:HD21	1:A:360:LEU:HD13	1.89	0.55
1:E:429:SER:O	1:E:431:PRO:HD3	2.06	0.55
1:G:521:MET:HA	1:G:521:MET:CE	2.31	0.55
1:H:271:LEU:HD21	1:H:360:LEU:HD13	1.89	0.55
1:C:429:SER:O	1:C:431:PRO:HD3	2.06	0.55
1:G:644:VAL:HG21	1:G:678:PHE:HD1	1.70	0.55
1:I:360:LEU:HD12	1:I:361:ASN:H	1.72	0.55
1:A:302:GLU:HG3	1:A:323:GLY:HA2	1.88	0.55
1:B:271:LEU:HD21	1:B:360:LEU:HD13	1.89	0.55
1:C:360:LEU:HD12	1:C:361:ASN:H	1.72	0.55
1:C:644:VAL:HG21	1:C:678:PHE:HD1	1.70	0.55
1:D:516:THR:HB	1:E:196:VAL:HG11	1.88	0.55
1:D:584:ASN:O	1:D:587:MET:HB2	2.06	0.55
1:G:360:LEU:HD12	1:G:361:ASN:H	1.72	0.55
1:G:513:PRO:HB2	1:H:240:THR:O	2.07	0.55
1:I:302:GLU:HG3	1:I:323:GLY:HA2	1.88	0.55
1:K:189:VAL:CG1	1:L:199:LYS:HB2	2.37	0.55
1:O:360:LEU:HD12	1:O:361:ASN:H	1.72	0.55
1:A:330:SER:OG	1:A:450:LEU:HB2	2.07	0.55
1:A:429:SER:O	1:A:431:PRO:HD3	2.06	0.55
1:B:302:GLU:HG3	1:B:323:GLY:HA2	1.88	0.55
1:D:271:LEU:HD21	1:D:360:LEU:HD13	1.89	0.55
1:F:271:LEU:HD21	1:F:360:LEU:HD13	1.89	0.55
1:F:330:SER:OG	1:F:450:LEU:HB2	2.07	0.55
1:G:271:LEU:HD21	1:G:360:LEU:HD13	1.89	0.55
1:H:360:LEU:HD12	1:H:361:ASN:H	1.72	0.55
1:J:479:GLU:OE1	1:K:470:ARG:HA	2.07	0.55
1:J:644:VAL:HG21	1:J:678:PHE:HD1	1.70	0.55
1:O:487:THR:O	1:O:518:LYS:NZ	2.39	0.55
1:A:493:PHE:HA	1:A:591:ILE:O	2.07	0.54
1:B:479:GLU:OE1	1:C:470:ARG:HG3	2.07	0.54
1:C:330:SER:OG	1:C:450:LEU:HB2	2.07	0.54
1:G:429:SER:O	1:G:431:PRO:HD3	2.06	0.54
1:G:493:PHE:HA	1:G:591:ILE:O	2.07	0.54
1:H:584:ASN:O	1:H:587:MET:HB2	2.06	0.54
1:I:493:PHE:HA	1:I:591:ILE:O	2.07	0.54
1:K:181:ASP:OD1	1:K:182:GLY:N	2.41	0.54
1:K:302:GLU:HG3	1:K:323:GLY:HA2	1.88	0.54

*Continued on next page...*

*Continued from previous page...*

Atom-1	Atom-2	Interatomic distance (Å)	Clash overlap (Å)
1:L:330:SER:OG	1:L:450:LEU:HB2	2.07	0.54
1:D:360:LEU:HD12	1:D:361:ASN:H	1.72	0.54
1:E:330:SER:OG	1:E:450:LEU:HB2	2.07	0.54
1:H:330:SER:OG	1:H:450:LEU:HB2	2.07	0.54
1:J:330:SER:OG	1:J:450:LEU:HB2	2.07	0.54
1:A:181:ASP:OD1	1:A:182:GLY:N	2.41	0.54
1:B:181:ASP:OD1	1:B:182:GLY:N	2.41	0.54
1:C:251:ALA:HB1	1:C:258:ALA:HB2	1.90	0.54
1:G:199:LYS:HB2	1:M:189:VAL:CG1	2.38	0.54
1:I:311:ALA:HB2	1:J:636:ARG:NH1	2.23	0.54
1:K:493:PHE:HA	1:K:591:ILE:O	2.07	0.54
1:D:493:PHE:HA	1:D:591:ILE:O	2.07	0.54
1:F:302:GLU:HG3	1:F:323:GLY:HA2	1.88	0.54
1:G:521:MET:HE2	1:G:525:GLU:HB3	1.89	0.54
1:I:181:ASP:OD1	1:I:182:GLY:N	2.41	0.54
1:I:314:PHE:CE2	1:J:672:GLY:HA2	2.43	0.54
1:J:229:ALA:O	1:J:230:SER:CB	2.55	0.54
1:M:521:MET:HE2	1:M:525:GLU:HB3	1.89	0.54
1:O:271:LEU:HD21	1:O:360:LEU:HD13	1.89	0.54
1:A:229:ALA:O	1:A:230:SER:CB	2.55	0.54
1:C:662:MET:HE2	1:C:681:TYR:HB3	1.90	0.54
1:E:181:ASP:OD1	1:E:182:GLY:N	2.41	0.54
1:E:364:ILE:O	1:E:364:ILE:HD12	2.08	0.54
1:H:181:ASP:OD1	1:H:182:GLY:N	2.41	0.54
1:L:271:LEU:HD21	1:L:360:LEU:HD13	1.89	0.54
1:O:229:ALA:O	1:O:230:SER:CB	2.55	0.54
1:B:229:ALA:O	1:B:230:SER:CB	2.55	0.54
1:D:251:ALA:HB1	1:D:258:ALA:HB2	1.90	0.54
1:E:302:GLU:HG3	1:E:323:GLY:HA2	1.88	0.54
1:F:229:ALA:O	1:F:230:SER:CB	2.55	0.54
1:F:364:ILE:HD12	1:F:364:ILE:O	2.08	0.54
1:G:584:ASN:H	1:G:587:MET:HE1	1.73	0.54
1:G:662:MET:HE2	1:G:681:TYR:HB3	1.90	0.54
1:I:229:ALA:O	1:I:230:SER:CB	2.56	0.54
1:I:477:TRP:HB3	1:I:481:LEU:HD12	1.90	0.54
1:J:242:ARG:HB3	1:J:462:TYR:CE2	2.43	0.54
1:J:271:LEU:HD21	1:J:360:LEU:HD13	1.89	0.54
1:O:330:SER:OG	1:O:450:LEU:HB2	2.07	0.54
1:B:332:VAL:HG23	1:B:448:LEU:H	1.73	0.54
1:C:364:ILE:HD12	1:C:364:ILE:O	2.08	0.54
1:C:493:PHE:HA	1:C:591:ILE:O	2.07	0.54

*Continued on next page...*



*Continued from previous page...*

Atom-1	Atom-2	Interatomic distance (Å)	Clash overlap (Å)
1:D:181:ASP:OD1	1:D:182:GLY:N	2.41	0.54
1:D:229:ALA:O	1:D:230:SER:CB	2.55	0.54
1:D:364:ILE:HD12	1:D:364:ILE:O	2.08	0.54
1:E:493:PHE:HA	1:E:591:ILE:O	2.07	0.54
1:F:662:MET:HE2	1:F:681:TYR:HB3	1.90	0.54
1:G:181:ASP:OD1	1:G:182:GLY:N	2.41	0.54
1:G:330:SER:OG	1:G:450:LEU:HB2	2.07	0.54
1:J:493:PHE:HA	1:J:591:ILE:O	2.07	0.54
1:L:229:ALA:O	1:L:230:SER:CB	2.55	0.54
1:L:360:LEU:HD12	1:L:361:ASN:H	1.72	0.54
1:L:364:ILE:HD12	1:L:364:ILE:O	2.08	0.54
1:M:477:TRP:HB3	1:M:481:LEU:HD12	1.90	0.54
1:O:181:ASP:OD1	1:O:182:GLY:N	2.41	0.54
1:O:251:ALA:HB1	1:O:258:ALA:HB2	1.90	0.54
1:O:477:TRP:HB3	1:O:481:LEU:HD12	1.90	0.54
1:A:364:ILE:HD12	1:A:364:ILE:O	2.08	0.54
1:D:242:ARG:HB3	1:D:462:TYR:CE2	2.43	0.54
1:E:251:ALA:HB1	1:E:258:ALA:HB2	1.90	0.54
1:F:181:ASP:OD1	1:F:182:GLY:N	2.41	0.54
1:F:318:GLY:HA2	1:O:410:TYR:HE1	1.69	0.54
1:F:332:VAL:HG23	1:F:448:LEU:H	1.73	0.54
1:G:199:LYS:CG	1:M:189:VAL:HG13	2.37	0.54
1:G:364:ILE:HD12	1:G:364:ILE:O	2.08	0.54
1:H:364:ILE:O	1:H:364:ILE:HD12	2.08	0.54
1:H:477:TRP:HB3	1:H:481:LEU:HD12	1.90	0.54
1:I:259:TYR:CD2	1:I:259:TYR:N	2.76	0.54
1:I:309:VAL:O	1:J:668:LEU:HB3	2.07	0.54
1:K:271:LEU:HD21	1:K:360:LEU:HD13	1.89	0.54
1:K:330:SER:OG	1:K:450:LEU:HB2	2.07	0.54
1:L:181:ASP:OD1	1:L:182:GLY:N	2.41	0.54
1:L:521:MET:HE1	1:L:525:GLU:CG	2.33	0.54
1:M:242:ARG:HB3	1:M:462:TYR:CE2	2.43	0.54
1:M:330:SER:OG	1:M:450:LEU:HB2	2.07	0.54
1:M:493:PHE:HA	1:M:591:ILE:O	2.07	0.54
1:O:364:ILE:HD12	1:O:364:ILE:O	2.08	0.54
1:O:493:PHE:HA	1:O:591:ILE:O	2.07	0.54
1:A:477:TRP:HB3	1:A:481:LEU:HD12	1.90	0.54
1:B:251:ALA:HB1	1:B:258:ALA:HB2	1.90	0.54
1:C:181:ASP:OD1	1:C:182:GLY:N	2.41	0.54
1:C:332:VAL:HG23	1:C:448:LEU:H	1.73	0.54
1:C:505:ILE:HD12	1:C:505:ILE:N	2.23	0.54

*Continued on next page...*



*Continued from previous page...*

Atom-1	Atom-2	Interatomic distance (Å)	Clash overlap (Å)
1:C:659:ARG:HA	1:C:716:THR:O	2.08	0.54
1:E:360:LEU:HD12	1:E:361:ASN:H	1.72	0.54
1:F:493:PHE:HA	1:F:591:ILE:O	2.07	0.54
1:H:332:VAL:HG23	1:H:448:LEU:H	1.73	0.54
1:H:515:GLU:HG3	1:H:518:LYS:HD2	1.90	0.54
1:I:330:SER:OG	1:I:450:LEU:HB2	2.07	0.54
1:J:364:ILE:HD12	1:J:364:ILE:O	2.08	0.54
1:K:364:ILE:HD12	1:K:364:ILE:O	2.08	0.54
1:L:505:ILE:N	1:L:505:ILE:HD12	2.23	0.54
1:A:318:GLY:HA2	1:B:410:TYR:HE1	1.73	0.54
1:A:515:GLU:HG3	1:A:518:LYS:HD2	1.90	0.54
1:A:631:ILE:HD12	1:A:674:THR:HG21	1.90	0.54
1:B:259:TYR:CD2	1:B:259:TYR:N	2.76	0.54
1:C:242:ARG:HB3	1:C:462:TYR:CE2	2.43	0.54
1:D:364:ILE:HD12	1:D:419:ILE:HB	1.90	0.54
1:D:505:ILE:N	1:D:505:ILE:HD12	2.23	0.54
1:E:242:ARG:HB3	1:E:462:TYR:CE2	2.43	0.54
1:E:364:ILE:HD12	1:E:419:ILE:HB	1.90	0.54
1:E:659:ARG:HA	1:E:716:THR:O	2.08	0.54
1:G:477:TRP:HB3	1:G:481:LEU:HD12	1.90	0.54
1:G:659:ARG:HA	1:G:716:THR:O	2.08	0.54
1:I:271:LEU:HD21	1:I:360:LEU:HD13	1.89	0.54
1:M:360:LEU:HD12	1:M:361:ASN:H	1.72	0.54
1:O:631:ILE:HD12	1:O:674:THR:HG21	1.90	0.54
1:A:259:TYR:CD2	1:A:259:TYR:N	2.76	0.53
1:B:364:ILE:HD12	1:B:364:ILE:O	2.08	0.53
1:C:229:ALA:O	1:C:230:SER:CB	2.55	0.53
1:D:724:ILE:O	1:D:726:ILE:HD13	2.06	0.53
1:E:332:VAL:HG23	1:E:448:LEU:H	1.73	0.53
1:E:662:MET:HE2	1:E:681:TYR:HB3	1.90	0.53
1:F:360:LEU:HD12	1:F:361:ASN:H	1.72	0.53
1:F:477:TRP:HB3	1:F:481:LEU:HD12	1.90	0.53
1:G:259:TYR:CD2	1:G:259:TYR:N	2.76	0.53
1:H:631:ILE:HD12	1:H:674:THR:HG21	1.90	0.53
1:J:181:ASP:OD1	1:J:182:GLY:N	2.41	0.53
1:J:259:TYR:CD2	1:J:259:TYR:N	2.76	0.53
1:J:659:ARG:HA	1:J:716:THR:O	2.08	0.53
1:K:360:LEU:HD12	1:K:361:ASN:H	1.72	0.53
1:K:505:ILE:HD12	1:K:505:ILE:N	2.23	0.53
1:L:189:VAL:CG1	1:M:199:LYS:HB2	2.38	0.53
1:B:364:ILE:HD12	1:B:419:ILE:HB	1.90	0.53

*Continued on next page...*

*Continued from previous page...*

Atom-1	Atom-2	Interatomic distance (Å)	Clash overlap (Å)
1:B:515:GLU:HG3	1:B:518:LYS:HD2	1.91	0.53
1:C:521:MET:HE2	1:C:525:GLU:HB3	1.90	0.53
1:D:330:SER:OG	1:D:450:LEU:HB2	2.07	0.53
1:D:332:VAL:HG23	1:D:448:LEU:H	1.73	0.53
1:E:229:ALA:O	1:E:230:SER:CB	2.55	0.53
1:F:242:ARG:HB3	1:F:462:TYR:CE2	2.43	0.53
1:G:242:ARG:HB3	1:G:462:TYR:CE2	2.43	0.53
1:H:207:ILE:CG2	1:H:210:ILE:HG12	2.39	0.53
1:H:226:TRP:CB	1:I:466:ASN:O	2.56	0.53
1:H:229:ALA:O	1:H:230:SER:CB	2.56	0.53
1:K:229:ALA:O	1:K:230:SER:CB	2.56	0.53
1:K:364:ILE:HD12	1:K:419:ILE:HB	1.90	0.53
1:K:617:ARG:HG2	1:K:617:ARG:O	2.09	0.53
1:L:242:ARG:HB3	1:L:462:TYR:CE2	2.43	0.53
1:L:366:TYR:O	1:L:411:TYR:N	2.28	0.53
1:M:259:TYR:N	1:M:259:TYR:CD2	2.76	0.53
1:M:505:ILE:HD12	1:M:505:ILE:N	2.23	0.53
1:O:207:ILE:CG2	1:O:210:ILE:HG12	2.38	0.53
1:A:245:LYS:HE2	1:O:515:GLU:OE1	2.08	0.53
1:A:512:ASP:HB3	1:A:515:GLU:HB2	1.91	0.53
1:A:633:LYS:O	1:A:636:ARG:HG2	2.09	0.53
1:B:659:ARG:HA	1:B:716:THR:O	2.08	0.53
1:F:385:LEU:HB2	1:F:391:LEU:HD11	1.91	0.53
1:G:251:ALA:HB1	1:G:258:ALA:HB2	1.90	0.53
1:G:505:ILE:N	1:G:505:ILE:HD12	2.23	0.53
1:G:633:LYS:O	1:G:636:ARG:HG2	2.09	0.53
1:H:512:ASP:HB3	1:H:515:GLU:HB2	1.91	0.53
1:H:633:LYS:O	1:H:636:ARG:HG2	2.09	0.53
1:I:505:ILE:HD12	1:I:505:ILE:N	2.23	0.53
1:I:617:ARG:O	1:I:617:ARG:HG2	2.09	0.53
1:I:659:ARG:HA	1:I:716:THR:O	2.08	0.53
1:J:364:ILE:HD12	1:J:419:ILE:HB	1.90	0.53
1:K:242:ARG:HB3	1:K:462:TYR:CE2	2.43	0.53
1:M:515:GLU:HG3	1:M:518:LYS:HD2	1.91	0.53
1:O:659:ARG:HA	1:O:716:THR:O	2.08	0.53
1:O:662:MET:HE2	1:O:681:TYR:HB3	1.90	0.53
1:A:207:ILE:CG2	1:A:210:ILE:HG12	2.39	0.53
1:B:242:ARG:HB3	1:B:462:TYR:CE2	2.43	0.53
1:B:617:ARG:HG2	1:B:617:ARG:O	2.09	0.53
1:D:631:ILE:HD12	1:D:674:THR:HG21	1.90	0.53
1:E:318:GLY:HA2	1:F:410:TYR:HE1	1.72	0.53

*Continued on next page...*

*Continued from previous page...*

Atom-1	Atom-2	Interatomic distance (Å)	Clash overlap (Å)
1:F:259:TYR:CD2	1:F:259:TYR:N	2.76	0.53
1:G:229:ALA:O	1:G:230:SER:CB	2.55	0.53
1:G:385:LEU:HB2	1:G:391:LEU:HD11	1.91	0.53
1:H:493:PHE:HA	1:H:591:ILE:O	2.07	0.53
1:H:659:ARG:HA	1:H:716:THR:O	2.08	0.53
1:I:207:ILE:CG2	1:I:210:ILE:HG12	2.39	0.53
1:J:207:ILE:CG2	1:J:210:ILE:HG12	2.39	0.53
1:J:642:TYR:HB2	1:J:665:ILE:CD1	2.27	0.53
1:L:521:MET:HE2	1:L:522:THR:H	1.73	0.53
1:M:251:ALA:HB1	1:M:258:ALA:HB2	1.90	0.53
1:M:271:LEU:HD21	1:M:360:LEU:HD13	1.89	0.53
1:M:332:VAL:HG23	1:M:448:LEU:H	1.73	0.53
1:O:505:ILE:N	1:O:505:ILE:HD12	2.23	0.53
1:A:183:ILE:HG22	1:A:188:GLU:HB2	1.91	0.53
1:A:242:ARG:HB3	1:A:462:TYR:CE2	2.43	0.53
1:A:670:GLN:CG	1:O:305:GLY:HA2	2.39	0.53
1:B:200:ARG:HG2	1:B:200:ARG:NH1	2.24	0.53
1:C:617:ARG:HG2	1:C:617:ARG:O	2.09	0.53
1:F:207:ILE:CG2	1:F:210:ILE:HG12	2.39	0.53
1:F:261:ILE:O	1:F:369:THR:HG23	2.09	0.53
1:F:633:LYS:O	1:F:636:ARG:HG2	2.09	0.53
1:G:207:ILE:CG2	1:G:210:ILE:HG12	2.39	0.53
1:G:261:ILE:O	1:G:369:THR:HG23	2.09	0.53
1:J:477:TRP:HB3	1:J:481:LEU:HD12	1.90	0.53
1:J:631:ILE:HD12	1:J:674:THR:HG21	1.90	0.53
1:L:251:ALA:HB1	1:L:258:ALA:HB2	1.90	0.53
1:L:259:TYR:HA	1:L:477:TRP:CH2	2.44	0.53
1:L:631:ILE:HD12	1:L:674:THR:HG21	1.90	0.53
1:M:617:ARG:HG2	1:M:617:ARG:O	2.09	0.53
1:A:259:TYR:HA	1:A:477:TRP:CH2	2.44	0.53
1:A:617:ARG:O	1:A:617:ARG:HG2	2.08	0.53
1:B:207:ILE:CG2	1:B:210:ILE:HG12	2.39	0.53
1:B:316:ILE:C	1:B:318:GLY:H	2.12	0.53
1:C:259:TYR:HA	1:C:477:TRP:CH2	2.44	0.53
1:C:364:ILE:HD12	1:C:419:ILE:HB	1.90	0.53
1:D:200:ARG:HG2	1:D:200:ARG:NH1	2.24	0.53
1:E:200:ARG:HG2	1:E:200:ARG:NH1	2.24	0.53
1:E:505:ILE:HD12	1:E:505:ILE:N	2.23	0.53
1:E:521:MET:HE2	1:E:525:GLU:HB3	1.90	0.53
1:F:364:ILE:HD12	1:F:419:ILE:HB	1.90	0.53
1:H:242:ARG:HB3	1:H:462:TYR:CE2	2.43	0.53

*Continued on next page...*

*Continued from previous page...*

Atom-1	Atom-2	Interatomic distance (Å)	Clash overlap (Å)
1:H:412:PRO:O	1:H:413:SER:C	2.47	0.53
1:I:242:ARG:HB3	1:I:462:TYR:CE2	2.43	0.53
1:J:259:TYR:HA	1:J:477:TRP:CH2	2.44	0.53
1:J:633:LYS:O	1:J:636:ARG:HG2	2.09	0.53
1:K:251:ALA:HB1	1:K:258:ALA:HB2	1.90	0.53
1:K:385:LEU:HB2	1:K:391:LEU:HD11	1.91	0.53
1:K:633:LYS:O	1:K:636:ARG:HG2	2.09	0.53
1:L:659:ARG:HA	1:L:716:THR:O	2.08	0.53
1:M:181:ASP:OD1	1:M:182:GLY:N	2.41	0.53
1:M:261:ILE:O	1:M:369:THR:HG23	2.09	0.53
1:O:385:LEU:HB2	1:O:391:LEU:HD11	1.91	0.53
1:O:512:ASP:HB3	1:O:515:GLU:HB2	1.91	0.53
1:A:200:ARG:HG2	1:A:200:ARG:NH1	2.24	0.53
1:A:662:MET:HE2	1:A:681:TYR:HB3	1.90	0.53
1:B:183:ILE:HG22	1:B:188:GLU:HB2	1.91	0.53
1:B:261:ILE:O	1:B:369:THR:HG23	2.09	0.53
1:B:266:MET:CA	1:B:364:ILE:HG22	2.35	0.53
1:C:385:LEU:HB2	1:C:391:LEU:HD11	1.91	0.53
1:D:411:TYR:CD2	1:D:412:PRO:HD3	2.44	0.53
1:D:512:ASP:OD1	1:E:245:LYS:HE3	2.09	0.53
1:D:633:LYS:O	1:D:636:ARG:HG2	2.09	0.53
1:F:183:ILE:HG22	1:F:188:GLU:HB2	1.91	0.53
1:F:512:ASP:HB3	1:F:515:GLU:HB2	1.91	0.53
1:H:251:ALA:HB1	1:H:258:ALA:HB2	1.90	0.53
1:H:505:ILE:HD12	1:H:505:ILE:N	2.23	0.53
1:I:316:ILE:C	1:I:318:GLY:H	2.12	0.53
1:I:364:ILE:HD12	1:I:364:ILE:O	2.08	0.53
1:I:662:MET:HE2	1:I:681:TYR:HB3	1.90	0.53
1:J:183:ILE:HG22	1:J:188:GLU:HB2	1.91	0.53
1:J:412:PRO:O	1:J:413:SER:C	2.47	0.53
1:L:633:LYS:O	1:L:636:ARG:HG2	2.09	0.53
1:M:229:ALA:O	1:M:230:SER:CB	2.55	0.53
1:M:364:ILE:HD12	1:M:364:ILE:O	2.08	0.53
1:M:659:ARG:HA	1:M:716:THR:O	2.08	0.53
1:O:183:ILE:HG22	1:O:188:GLU:HB2	1.91	0.53
1:O:411:TYR:CD2	1:O:412:PRO:HD3	2.44	0.53
1:A:659:ARG:HA	1:A:716:THR:O	2.09	0.53
1:B:412:PRO:O	1:B:413:SER:C	2.47	0.53
1:B:642:TYR:HB2	1:B:665:ILE:CD1	2.27	0.53
1:C:206:TRP:HA	1:C:206:TRP:CE3	2.44	0.53
1:D:261:ILE:O	1:D:369:THR:HG23	2.09	0.53

*Continued on next page...*

*Continued from previous page...*

Atom-1	Atom-2	Interatomic distance (Å)	Clash overlap (Å)
1:E:261:ILE:O	1:E:369:THR:HG23	2.09	0.53
1:E:512:ASP:HB3	1:E:515:GLU:HB2	1.91	0.53
1:F:515:GLU:HG3	1:F:518:LYS:HD2	1.90	0.53
1:F:659:ARG:HA	1:F:716:THR:O	2.08	0.53
1:G:199:LYS:HB2	1:M:189:VAL:HG13	1.91	0.53
1:G:512:ASP:HB3	1:G:515:GLU:HB2	1.91	0.53
1:J:251:ALA:HB1	1:J:258:ALA:HB2	1.90	0.53
1:J:266:MET:CA	1:J:364:ILE:HG22	2.35	0.53
1:J:512:ASP:HB3	1:J:515:GLU:HB2	1.91	0.53
1:K:259:TYR:HA	1:K:477:TRP:CH2	2.44	0.53
1:K:477:TRP:HB3	1:K:481:LEU:HD12	1.90	0.53
1:K:662:MET:HE2	1:K:681:TYR:HB3	1.90	0.53
1:A:364:ILE:HD12	1:A:419:ILE:HB	1.90	0.53
1:B:493:PHE:HA	1:B:591:ILE:O	2.07	0.53
1:D:515:GLU:HG3	1:D:518:LYS:HD2	1.90	0.53
1:E:631:ILE:HD12	1:E:674:THR:HG21	1.90	0.53
1:F:251:ALA:HB1	1:F:258:ALA:HB2	1.90	0.53
1:G:332:VAL:HG23	1:G:448:LEU:H	1.73	0.53
1:H:261:ILE:O	1:H:369:THR:HG23	2.09	0.53
1:H:316:ILE:C	1:H:318:GLY:H	2.12	0.53
1:H:617:ARG:HG2	1:H:617:ARG:O	2.09	0.53
1:I:515:GLU:HG3	1:I:518:LYS:HD2	1.90	0.53
1:J:305:GLY:HA2	1:K:670:GLN:CG	2.39	0.53
1:L:332:VAL:HG23	1:L:448:LEU:H	1.73	0.53
1:O:206:TRP:HA	1:O:206:TRP:CE3	2.44	0.53
1:O:261:ILE:O	1:O:369:THR:HG23	2.09	0.53
1:A:251:ALA:HB1	1:A:258:ALA:HB2	1.90	0.53
1:A:316:ILE:C	1:A:318:GLY:H	2.12	0.53
1:A:385:LEU:HB2	1:A:391:LEU:HD11	1.91	0.53
1:B:631:ILE:HD12	1:B:674:THR:HG21	1.90	0.53
1:B:662:MET:HE2	1:B:681:TYR:HB3	1.90	0.53
1:D:412:PRO:O	1:D:413:SER:C	2.47	0.53
1:E:259:TYR:HA	1:E:477:TRP:CH2	2.44	0.53
1:F:206:TRP:HA	1:F:206:TRP:CE3	2.44	0.53
1:F:505:ILE:HD12	1:F:505:ILE:N	2.23	0.53
1:G:240:THR:O	1:M:513:PRO:HB2	2.09	0.53
1:H:183:ILE:HG22	1:H:188:GLU:HB2	1.91	0.53
1:H:364:ILE:HD12	1:H:419:ILE:HB	1.90	0.53
1:H:411:TYR:CD2	1:H:412:PRO:HD3	2.44	0.53
1:H:662:MET:HE2	1:H:681:TYR:HB3	1.90	0.53
1:I:200:ARG:HG2	1:I:200:ARG:NH1	2.24	0.53

*Continued on next page...*

*Continued from previous page...*

Atom-1	Atom-2	Interatomic distance (Å)	Clash overlap (Å)
1:I:332:VAL:HG23	1:I:448:LEU:H	1.73	0.53
1:J:316:ILE:C	1:J:318:GLY:H	2.12	0.53
1:J:332:VAL:HG23	1:J:448:LEU:H	1.73	0.53
1:J:584:ASN:H	1:J:587:MET:HE1	1.74	0.53
1:K:316:ILE:C	1:K:318:GLY:H	2.12	0.53
1:L:411:TYR:CD2	1:L:412:PRO:HD3	2.44	0.53
1:L:493:PHE:HA	1:L:591:ILE:O	2.07	0.53
1:M:411:TYR:CD2	1:M:412:PRO:HD3	2.44	0.53
1:O:332:VAL:HG23	1:O:448:LEU:H	1.73	0.53
1:B:330:SER:OG	1:B:450:LEU:HB2	2.07	0.52
1:B:505:ILE:N	1:B:505:ILE:HD12	2.23	0.52
1:C:631:ILE:HD12	1:C:674:THR:HG21	1.90	0.52
1:D:316:ILE:C	1:D:318:GLY:H	2.12	0.52
1:D:659:ARG:HA	1:D:716:THR:O	2.08	0.52
1:F:259:TYR:HA	1:F:477:TRP:CH2	2.44	0.52
1:F:631:ILE:HD12	1:F:674:THR:HG21	1.90	0.52
1:G:413:SER:O	1:G:415:ASN:N	2.43	0.52
1:H:416:LEU:O	1:H:418:PRO:HD3	2.09	0.52
1:K:206:TRP:HA	1:K:206:TRP:CE3	2.44	0.52
1:K:416:LEU:O	1:K:418:PRO:HD3	2.09	0.52
1:K:600:ARG:HG2	1:K:600:ARG:HH11	1.74	0.52
1:L:259:TYR:CD2	1:L:259:TYR:N	2.76	0.52
1:L:261:ILE:O	1:L:369:THR:HG23	2.09	0.52
1:M:259:TYR:HA	1:M:477:TRP:CH2	2.44	0.52
1:M:416:LEU:O	1:M:418:PRO:HD3	2.09	0.52
1:O:200:ARG:HG2	1:O:200:ARG:NH1	2.24	0.52
1:O:242:ARG:HB3	1:O:462:TYR:CE2	2.43	0.52
1:O:633:LYS:O	1:O:636:ARG:HG2	2.09	0.52
1:A:332:VAL:HG23	1:A:448:LEU:H	1.73	0.52
1:B:365:ARG:CZ	1:B:418:PRO:HG3	2.40	0.52
1:D:207:ILE:CG2	1:D:210:ILE:HG12	2.39	0.52
1:D:259:TYR:CD2	1:D:259:TYR:N	2.76	0.52
1:F:316:ILE:C	1:F:318:GLY:H	2.12	0.52
1:G:515:GLU:HG3	1:G:518:LYS:HD2	1.90	0.52
1:H:413:SER:O	1:H:415:ASN:N	2.43	0.52
1:I:364:ILE:HD12	1:I:419:ILE:HB	1.90	0.52
1:I:416:LEU:O	1:I:418:PRO:HD3	2.09	0.52
1:I:631:ILE:HD12	1:I:674:THR:HG21	1.90	0.52
1:J:662:MET:HE2	1:J:681:TYR:HB3	1.90	0.52
1:K:332:VAL:HG23	1:K:448:LEU:H	1.73	0.52
1:K:515:GLU:HG3	1:K:518:LYS:HD2	1.90	0.52

*Continued on next page...*

*Continued from previous page...*

Atom-1	Atom-2	Interatomic distance (Å)	Clash overlap (Å)
1:L:206:TRP:HA	1:L:206:TRP:CE3	2.44	0.52
1:M:364:ILE:HD12	1:M:419:ILE:HB	1.90	0.52
1:M:512:ASP:HB3	1:M:515:GLU:HB2	1.90	0.52
1:M:600:ARG:HG2	1:M:600:ARG:HH11	1.74	0.52
1:M:633:LYS:O	1:M:636:ARG:HG2	2.09	0.52
1:O:412:PRO:O	1:O:413:SER:C	2.47	0.52
1:O:515:GLU:HG3	1:O:518:LYS:HD2	1.90	0.52
1:A:505:ILE:N	1:A:505:ILE:HD12	2.23	0.52
1:B:411:TYR:CD2	1:B:412:PRO:HD3	2.44	0.52
1:C:183:ILE:HG22	1:C:188:GLU:HB2	1.91	0.52
1:C:207:ILE:CG2	1:C:210:ILE:HG12	2.39	0.52
1:D:183:ILE:HG22	1:D:188:GLU:HB2	1.91	0.52
1:D:385:LEU:HB2	1:D:391:LEU:HD11	1.91	0.52
1:E:411:TYR:CD2	1:E:412:PRO:HD3	2.44	0.52
1:E:413:SER:O	1:E:415:ASN:N	2.43	0.52
1:F:413:SER:O	1:F:415:ASN:N	2.43	0.52
1:F:416:LEU:O	1:F:418:PRO:HD3	2.09	0.52
1:F:617:ARG:O	1:F:617:ARG:HG2	2.09	0.52
1:H:521:MET:HE2	1:H:525:GLU:HB3	1.91	0.52
1:I:251:ALA:HB1	1:I:258:ALA:HB2	1.90	0.52
1:I:512:ASP:HB3	1:I:515:GLU:HB2	1.91	0.52
1:I:633:LYS:O	1:I:636:ARG:HG2	2.09	0.52
1:J:600:ARG:HG2	1:J:600:ARG:HH11	1.74	0.52
1:K:189:VAL:HG13	1:L:199:LYS:HB2	1.91	0.52
1:K:261:ILE:O	1:K:369:THR:HG23	2.09	0.52
1:L:477:TRP:HB3	1:L:481:LEU:HD12	1.90	0.52
1:M:412:PRO:O	1:M:413:SER:C	2.47	0.52
1:O:617:ARG:O	1:O:617:ARG:HG2	2.09	0.52
1:B:416:LEU:O	1:B:418:PRO:HD3	2.09	0.52
1:B:477:TRP:HB3	1:B:481:LEU:HD12	1.90	0.52
1:C:477:TRP:HB3	1:C:481:LEU:HD12	1.90	0.52
1:D:512:ASP:HB3	1:D:515:GLU:HB2	1.90	0.52
1:D:617:ARG:O	1:D:617:ARG:HG2	2.09	0.52
1:E:206:TRP:CE3	1:E:206:TRP:HA	2.44	0.52
1:I:600:ARG:HG2	1:I:600:ARG:HH11	1.74	0.52
1:J:505:ILE:N	1:J:505:ILE:HD12	2.23	0.52
1:J:617:ARG:O	1:J:617:ARG:HG2	2.09	0.52
1:K:411:TYR:CD2	1:K:412:PRO:HD3	2.44	0.52
1:M:316:ILE:C	1:M:318:GLY:H	2.12	0.52
1:A:199:LYS:O	1:O:517:THR:HG23	2.10	0.52
1:A:261:ILE:O	1:A:369:THR:HG23	2.09	0.52

*Continued on next page...*



*Continued from previous page...*

Atom-1	Atom-2	Interatomic distance (Å)	Clash overlap (Å)
1:C:316:ILE:C	1:C:318:GLY:H	2.12	0.52
1:C:521:MET:HA	1:C:521:MET:CE	2.31	0.52
1:E:416:LEU:O	1:E:418:PRO:HD3	2.09	0.52
1:E:477:TRP:HB3	1:E:481:LEU:HD12	1.90	0.52
1:E:515:GLU:HG3	1:E:518:LYS:HD2	1.90	0.52
1:F:366:TYR:O	1:F:411:TYR:N	2.28	0.52
1:F:411:TYR:CD2	1:F:412:PRO:HD3	2.44	0.52
1:G:200:ARG:HG2	1:G:200:ARG:NH1	2.24	0.52
1:G:617:ARG:O	1:G:617:ARG:HG2	2.09	0.52
1:H:259:TYR:HA	1:H:477:TRP:CH2	2.44	0.52
1:H:541:GLN:HB2	1:H:545:LYS:O	2.10	0.52
1:I:385:LEU:HB2	1:I:391:LEU:HD11	1.91	0.52
1:I:413:SER:O	1:I:415:ASN:N	2.43	0.52
1:M:207:ILE:CG2	1:M:210:ILE:HG12	2.39	0.52
1:M:662:MET:HE2	1:M:681:TYR:HB3	1.90	0.52
1:O:600:ARG:HG2	1:O:600:ARG:HH11	1.74	0.52
1:A:411:TYR:CD2	1:A:412:PRO:HD3	2.44	0.52
1:B:259:TYR:HA	1:B:477:TRP:CH2	2.44	0.52
1:B:636:ARG:HH21	1:B:674:THR:HG23	1.75	0.52
1:C:261:ILE:O	1:C:369:THR:HG23	2.09	0.52
1:C:412:PRO:O	1:C:413:SER:C	2.47	0.52
1:C:513:PRO:HB2	1:D:240:THR:O	2.10	0.52
1:C:600:ARG:HH11	1:C:600:ARG:HG2	1.74	0.52
1:D:259:TYR:HA	1:D:477:TRP:CH2	2.44	0.52
1:D:662:MET:HE2	1:D:681:TYR:HB3	1.90	0.52
1:G:224:GLU:OE2	1:H:201:THR:HG23	2.10	0.52
1:G:541:GLN:HB2	1:G:545:LYS:O	2.10	0.52
1:H:206:TRP:CE3	1:H:206:TRP:HA	2.44	0.52
1:H:259:TYR:N	1:H:259:TYR:CD2	2.76	0.52
1:H:337:SER:HA	1:H:661:ASP:HB2	1.92	0.52
1:J:261:ILE:O	1:J:369:THR:HG23	2.09	0.52
1:J:541:GLN:HB2	1:J:545:LYS:O	2.10	0.52
1:K:183:ILE:HG22	1:K:188:GLU:HB2	1.91	0.52
1:L:183:ILE:HG22	1:L:188:GLU:HB2	1.91	0.52
1:L:316:ILE:C	1:L:318:GLY:H	2.12	0.52
1:L:364:ILE:HD12	1:L:419:ILE:HB	1.90	0.52
1:L:512:ASP:HB3	1:L:515:GLU:HB2	1.91	0.52
1:L:662:MET:HE2	1:L:681:TYR:HB3	1.90	0.52
1:M:200:ARG:HG2	1:M:200:ARG:NH1	2.24	0.52
1:M:631:ILE:HD12	1:M:674:THR:HG21	1.90	0.52
1:O:316:ILE:C	1:O:318:GLY:H	2.12	0.52

*Continued on next page...*



*Continued from previous page...*

Atom-1	Atom-2	Interatomic distance (Å)	Clash overlap (Å)
1:A:337:SER:HA	1:A:661:ASP:HB2	1.92	0.52
1:A:636:ARG:HH21	1:A:674:THR:HG23	1.75	0.52
1:B:385:LEU:HB2	1:B:391:LEU:HD11	1.91	0.52
1:C:416:LEU:O	1:C:418:PRO:HD3	2.09	0.52
1:C:512:ASP:HB3	1:C:515:GLU:HB2	1.91	0.52
1:C:515:GLU:HG3	1:C:518:LYS:HD2	1.90	0.52
1:D:206:TRP:HA	1:D:206:TRP:CE3	2.44	0.52
1:E:617:ARG:HG2	1:E:617:ARG:O	2.09	0.52
1:F:318:GLY:CA	1:O:410:TYR:CE1	2.93	0.52
1:F:541:GLN:HB2	1:F:545:LYS:O	2.10	0.52
1:G:259:TYR:HA	1:G:477:TRP:CH2	2.44	0.52
1:I:206:TRP:HA	1:I:206:TRP:CE3	2.44	0.52
1:I:259:TYR:HA	1:I:477:TRP:CH2	2.44	0.52
1:I:636:ARG:HH21	1:I:674:THR:HG23	1.75	0.52
1:K:207:ILE:CG2	1:K:210:ILE:HG12	2.39	0.52
1:K:259:TYR:N	1:K:259:TYR:CD2	2.76	0.52
1:K:413:SER:O	1:K:415:ASN:N	2.43	0.52
1:L:337:SER:HA	1:L:661:ASP:HB2	1.92	0.52
1:L:617:ARG:O	1:L:617:ARG:HG2	2.09	0.52
1:M:636:ARG:HH21	1:M:674:THR:HG23	1.75	0.52
1:O:365:ARG:CZ	1:O:418:PRO:HG3	2.40	0.52
1:A:412:PRO:O	1:A:413:SER:C	2.47	0.52
1:A:600:ARG:HG2	1:A:600:ARG:HH11	1.74	0.52
1:C:633:LYS:O	1:C:636:ARG:HG2	2.09	0.52
1:D:600:ARG:HG2	1:D:600:ARG:HH11	1.74	0.52
1:E:316:ILE:C	1:E:318:GLY:H	2.12	0.52
1:E:494:ASN:OD1	1:E:592:ARG:HA	2.10	0.52
1:F:521:MET:HA	1:F:521:MET:CE	2.31	0.52
1:G:411:TYR:CD2	1:G:412:PRO:HD3	2.44	0.52
1:H:200:ARG:HG2	1:H:200:ARG:NH1	2.24	0.52
1:J:385:LEU:HB2	1:J:391:LEU:HD11	1.91	0.52
1:K:659:ARG:HA	1:K:716:THR:O	2.08	0.52
1:L:207:ILE:CG2	1:L:210:ILE:HG12	2.39	0.52
1:L:412:PRO:O	1:L:413:SER:C	2.47	0.52
1:L:600:ARG:HG2	1:L:600:ARG:HH11	1.74	0.52
1:O:259:TYR:HA	1:O:477:TRP:CH2	2.44	0.52
1:O:364:ILE:HD12	1:O:419:ILE:HB	1.90	0.52
1:C:541:GLN:HB2	1:C:545:LYS:O	2.10	0.52
1:D:477:TRP:HB3	1:D:481:LEU:HD12	1.90	0.52
1:D:605:VAL:CG1	1:D:704:GLU:HB3	2.40	0.52
1:E:207:ILE:CG2	1:E:210:ILE:HG12	2.39	0.52

*Continued on next page...*

*Continued from previous page...*

Atom-1	Atom-2	Interatomic distance (Å)	Clash overlap (Å)
1:E:633:LYS:O	1:E:636:ARG:HG2	2.09	0.52
1:F:412:PRO:O	1:F:413:SER:C	2.47	0.52
1:G:337:SER:HA	1:G:661:ASP:HB2	1.92	0.52
1:I:183:ILE:HG22	1:I:188:GLU:HB2	1.91	0.52
1:I:605:VAL:CG1	1:I:704:GLU:HB3	2.40	0.52
1:J:413:SER:O	1:J:415:ASN:N	2.43	0.52
1:J:416:LEU:O	1:J:418:PRO:HD3	2.09	0.52
1:J:515:GLU:HG3	1:J:518:LYS:HD2	1.90	0.52
1:L:385:LEU:HB2	1:L:391:LEU:HD11	1.91	0.52
1:L:515:GLU:HG3	1:L:518:LYS:HD2	1.90	0.52
1:M:413:SER:O	1:M:415:ASN:N	2.43	0.52
1:O:413:SER:O	1:O:415:ASN:N	2.43	0.52
1:B:494:ASN:OD1	1:B:592:ARG:HA	2.10	0.52
1:B:512:ASP:HB3	1:B:515:GLU:HB2	1.90	0.52
1:B:521:MET:HA	1:B:521:MET:CE	2.31	0.52
1:C:411:TYR:CD2	1:C:412:PRO:HD3	2.44	0.52
1:C:636:ARG:HH21	1:C:674:THR:HG23	1.75	0.52
1:E:259:TYR:N	1:E:259:TYR:CD2	2.76	0.52
1:G:364:ILE:HD12	1:G:419:ILE:HB	1.90	0.52
1:G:416:LEU:O	1:G:418:PRO:HD3	2.09	0.52
1:H:636:ARG:HH21	1:H:674:THR:HG23	1.75	0.52
1:I:261:ILE:O	1:I:369:THR:HG23	2.09	0.52
1:I:523:LEU:HA	1:I:583:LEU:HD11	1.92	0.52
1:J:365:ARG:CZ	1:J:418:PRO:HG3	2.40	0.52
1:J:366:TYR:O	1:J:411:TYR:N	2.27	0.52
1:K:631:ILE:HD12	1:K:674:THR:HG21	1.90	0.52
1:O:523:LEU:HA	1:O:583:LEU:HD11	1.92	0.52
1:O:636:ARG:HH21	1:O:674:THR:HG23	1.75	0.52
1:A:523:LEU:HA	1:A:583:LEU:HD11	1.92	0.51
1:A:541:GLN:HB2	1:A:545:LYS:O	2.10	0.51
1:B:523:LEU:HA	1:B:583:LEU:HD11	1.92	0.51
1:E:600:ARG:HG2	1:E:600:ARG:HH11	1.74	0.51
1:E:636:ARG:HH21	1:E:674:THR:HG23	1.75	0.51
1:G:183:ILE:HG22	1:G:188:GLU:HB2	1.91	0.51
1:G:631:ILE:HD12	1:G:674:THR:HG21	1.90	0.51
1:H:494:ASN:OD1	1:H:592:ARG:HA	2.10	0.51
1:I:412:PRO:O	1:I:413:SER:C	2.47	0.51
1:J:206:TRP:HA	1:J:206:TRP:CE3	2.44	0.51
1:J:305:GLY:HA2	1:K:670:GLN:HG3	1.92	0.51
1:K:412:PRO:O	1:K:413:SER:C	2.47	0.51
1:L:413:SER:O	1:L:415:ASN:N	2.43	0.51

*Continued on next page...*

*Continued from previous page...*

Atom-1	Atom-2	Interatomic distance (Å)	Clash overlap (Å)
1:L:416:LEU:O	1:L:418:PRO:HD3	2.09	0.51
1:L:642:TYR:CE2	1:L:666:SER:HB3	2.46	0.51
1:M:385:LEU:HB2	1:M:391:LEU:HD11	1.91	0.51
1:O:258:ALA:HA	1:O:371:THR:HG1	1.74	0.51
1:C:605:VAL:CG1	1:C:704:GLU:HB3	2.40	0.51
1:D:305:GLY:HA2	1:E:670:GLN:NE2	2.25	0.51
1:D:541:GLN:HB2	1:D:545:LYS:O	2.10	0.51
1:E:365:ARG:CZ	1:E:418:PRO:HG3	2.40	0.51
1:G:365:ARG:CZ	1:G:418:PRO:HG3	2.40	0.51
1:G:600:ARG:HG2	1:G:600:ARG:HH11	1.74	0.51
1:I:337:SER:HA	1:I:661:ASP:HB2	1.92	0.51
1:J:318:GLY:HA3	1:K:410:TYR:HE1	1.74	0.51
1:J:411:TYR:CD2	1:J:412:PRO:HD3	2.44	0.51
1:J:523:LEU:HA	1:J:583:LEU:HD11	1.92	0.51
1:K:337:SER:HA	1:K:661:ASP:HB2	1.92	0.51
1:K:541:GLN:HB2	1:K:545:LYS:O	2.10	0.51
1:L:494:ASN:OD1	1:L:592:ARG:HA	2.10	0.51
1:M:337:SER:HA	1:M:661:ASP:HB2	1.92	0.51
1:A:206:TRP:HA	1:A:206:TRP:CE3	2.44	0.51
1:A:365:ARG:CZ	1:A:418:PRO:HG3	2.40	0.51
1:A:413:SER:O	1:A:415:ASN:N	2.43	0.51
1:A:416:LEU:O	1:A:418:PRO:HD3	2.09	0.51
1:B:337:SER:HA	1:B:661:ASP:HB2	1.92	0.51
1:B:633:LYS:O	1:B:636:ARG:HG2	2.09	0.51
1:E:385:LEU:HB2	1:E:391:LEU:HD11	1.91	0.51
1:E:412:PRO:O	1:E:413:SER:C	2.47	0.51
1:E:466:ASN:OD1	1:E:468:ARG:N	2.44	0.51
1:F:605:VAL:CG1	1:F:704:GLU:HB3	2.40	0.51
1:G:642:TYR:CE2	1:G:666:SER:HB3	2.46	0.51
1:H:523:LEU:HA	1:H:583:LEU:HD11	1.92	0.51
1:I:505:ILE:HG22	1:I:506:ALA:N	2.26	0.51
1:K:605:VAL:CG1	1:K:704:GLU:HB3	2.40	0.51
1:L:365:ARG:CZ	1:L:418:PRO:HG3	2.40	0.51
1:L:605:VAL:CG1	1:L:704:GLU:HB3	2.40	0.51
1:M:183:ILE:HG22	1:M:188:GLU:HB2	1.91	0.51
1:M:206:TRP:CE3	1:M:206:TRP:HA	2.44	0.51
1:M:494:ASN:OD1	1:M:592:ARG:HA	2.10	0.51
1:M:605:VAL:CG1	1:M:704:GLU:HB3	2.40	0.51
1:O:259:TYR:CD2	1:O:259:TYR:N	2.76	0.51
1:O:541:GLN:HB2	1:O:545:LYS:O	2.10	0.51
1:O:605:VAL:CG1	1:O:704:GLU:HB3	2.40	0.51

*Continued on next page...*

*Continued from previous page...*

Atom-1	Atom-2	Interatomic distance (Å)	Clash overlap (Å)
1:B:206:TRP:CE3	1:B:206:TRP:HA	2.44	0.51
1:C:337:SER:HA	1:C:661:ASP:HB2	1.92	0.51
1:D:337:SER:HA	1:D:661:ASP:HB2	1.92	0.51
1:E:505:ILE:HG22	1:E:506:ALA:N	2.26	0.51
1:E:605:VAL:CG1	1:E:704:GLU:HB3	2.40	0.51
1:F:523:LEU:HA	1:F:583:LEU:HD11	1.92	0.51
1:G:316:ILE:C	1:G:318:GLY:H	2.12	0.51
1:H:366:TYR:O	1:H:411:TYR:N	2.27	0.51
1:I:224:GLU:OE2	1:J:201:THR:HG23	2.11	0.51
1:I:541:GLN:HB2	1:I:545:LYS:O	2.10	0.51
1:J:466:ASN:OD1	1:J:468:ARG:N	2.44	0.51
1:J:636:ARG:HH21	1:J:674:THR:HG23	1.75	0.51
1:K:494:ASN:OD1	1:K:592:ARG:HA	2.10	0.51
1:K:512:ASP:HB3	1:K:515:GLU:HB2	1.90	0.51
1:M:266:MET:CA	1:M:364:ILE:HG22	2.35	0.51
1:M:466:ASN:OD1	1:M:468:ARG:N	2.44	0.51
1:O:416:LEU:O	1:O:418:PRO:HD3	2.09	0.51
1:A:605:VAL:CG1	1:A:704:GLU:HB3	2.40	0.51
1:B:413:SER:O	1:B:415:ASN:N	2.43	0.51
1:B:605:VAL:CG1	1:B:704:GLU:HB3	2.40	0.51
1:D:183:ILE:HD13	1:D:192:TYR:CZ	2.46	0.51
1:D:318:GLY:HA2	1:E:410:TYR:CE1	2.43	0.51
1:D:416:LEU:O	1:D:418:PRO:HD3	2.09	0.51
1:E:183:ILE:HD13	1:E:192:TYR:CZ	2.46	0.51
1:F:200:ARG:HG2	1:F:200:ARG:NH1	2.24	0.51
1:F:600:ARG:HG2	1:F:600:ARG:HH11	1.74	0.51
1:F:636:ARG:HH21	1:F:674:THR:HG23	1.75	0.51
1:G:636:ARG:HH21	1:G:674:THR:HG23	1.75	0.51
1:H:365:ARG:CZ	1:H:418:PRO:HG3	2.40	0.51
1:H:385:LEU:HB2	1:H:391:LEU:HD11	1.91	0.51
1:H:403:GLN:HE21	1:H:403:GLN:N	2.04	0.51
1:I:365:ARG:CZ	1:I:418:PRO:HG3	2.40	0.51
1:J:494:ASN:OD1	1:J:592:ARG:HA	2.10	0.51
1:L:648:ASP:HB2	1:L:652:LEU:HD12	1.93	0.51
1:M:365:ARG:CZ	1:M:418:PRO:HG3	2.40	0.51
1:B:259:TYR:HD2	1:B:259:TYR:N	2.09	0.51
1:B:505:ILE:HG22	1:B:506:ALA:N	2.26	0.51
1:B:541:GLN:HB2	1:B:545:LYS:O	2.10	0.51
1:B:597:HIS:HB2	1:B:606:GLY:O	2.11	0.51
1:C:365:ARG:CZ	1:C:418:PRO:HG3	2.40	0.51
1:C:466:ASN:OD1	1:C:468:ARG:N	2.44	0.51

*Continued on next page...*

*Continued from previous page...*

Atom-1	Atom-2	Interatomic distance (Å)	Clash overlap (Å)
1:C:505:ILE:HG22	1:C:506:ALA:N	2.26	0.51
1:E:597:HIS:HB2	1:E:606:GLY:O	2.11	0.51
1:E:642:TYR:CE2	1:E:666:SER:HB3	2.45	0.51
1:F:494:ASN:OD1	1:F:592:ARG:HA	2.10	0.51
1:F:642:TYR:CE2	1:F:666:SER:HB3	2.45	0.51
1:G:183:ILE:HD13	1:G:192:TYR:CZ	2.46	0.51
1:H:600:ARG:HG2	1:H:600:ARG:HH11	1.74	0.51
1:I:266:MET:CA	1:I:364:ILE:HG22	2.35	0.51
1:I:642:TYR:CE2	1:I:666:SER:HB3	2.45	0.51
1:K:183:ILE:HD13	1:K:192:TYR:CZ	2.46	0.51
1:K:365:ARG:CZ	1:K:418:PRO:HG3	2.40	0.51
1:K:636:ARG:HH21	1:K:674:THR:HG23	1.75	0.51
1:L:259:TYR:HD2	1:L:259:TYR:N	2.09	0.51
1:L:597:HIS:HB2	1:L:606:GLY:O	2.11	0.51
1:L:640:SER:HB2	1:L:706:THR:HG21	1.93	0.51
1:M:183:ILE:HD13	1:M:192:TYR:CZ	2.46	0.51
1:M:541:GLN:HB2	1:M:545:LYS:O	2.10	0.51
1:M:597:HIS:HB2	1:M:606:GLY:O	2.11	0.51
1:C:413:SER:O	1:C:415:ASN:N	2.43	0.51
1:C:494:ASN:OD1	1:C:592:ARG:HA	2.10	0.51
1:C:642:TYR:CE2	1:C:666:SER:HB3	2.46	0.51
1:D:413:SER:O	1:D:415:ASN:N	2.43	0.51
1:D:505:ILE:HG22	1:D:506:ALA:N	2.26	0.51
1:D:597:HIS:HB2	1:D:606:GLY:O	2.11	0.51
1:E:366:TYR:O	1:E:411:TYR:N	2.28	0.51
1:E:497:ASP:C	1:E:499:ASN:H	2.14	0.51
1:F:337:SER:HA	1:F:661:ASP:HB2	1.92	0.51
1:F:479:GLU:OE1	1:O:470:ARG:HG3	2.10	0.51
1:F:505:ILE:HG22	1:F:506:ALA:N	2.26	0.51
1:G:497:ASP:C	1:G:499:ASN:H	2.14	0.51
1:I:411:TYR:CD2	1:I:412:PRO:HD3	2.44	0.51
1:J:183:ILE:HD13	1:J:192:TYR:CZ	2.46	0.51
1:J:259:TYR:HD2	1:J:259:TYR:N	2.09	0.51
1:M:505:ILE:HG22	1:M:506:ALA:N	2.26	0.51
1:O:466:ASN:OD1	1:O:468:ARG:N	2.44	0.51
1:B:466:ASN:OD1	1:B:468:ARG:N	2.44	0.51
1:C:183:ILE:HD13	1:C:192:TYR:CZ	2.46	0.51
1:C:523:LEU:HA	1:C:583:LEU:HD11	1.92	0.51
1:D:642:TYR:CE2	1:D:666:SER:HB3	2.46	0.51
1:G:403:GLN:HE21	1:G:403:GLN:N	2.05	0.51
1:H:224:GLU:OE2	1:I:201:THR:HG23	2.10	0.51

*Continued on next page...*

*Continued from previous page...*

Atom-1	Atom-2	Interatomic distance (Å)	Clash overlap (Å)
1:I:224:GLU:OE2	1:J:201:THR:N	2.44	0.51
1:I:494:ASN:OD1	1:I:592:ARG:HA	2.10	0.51
1:J:200:ARG:HG2	1:J:200:ARG:NH1	2.24	0.51
1:K:194:VAL:HG22	1:K:203:LEU:HD13	1.93	0.51
1:L:505:ILE:HG22	1:L:506:ALA:N	2.26	0.51
1:O:497:ASP:C	1:O:499:ASN:H	2.14	0.51
1:B:183:ILE:HD13	1:B:192:TYR:CZ	2.46	0.51
1:B:600:ARG:HG2	1:B:600:ARG:HH11	1.74	0.51
1:C:259:TYR:N	1:C:259:TYR:CD2	2.76	0.51
1:E:318:GLY:CA	1:F:410:TYR:HE1	2.24	0.51
1:G:206:TRP:HA	1:G:206:TRP:CE3	2.44	0.51
1:G:224:GLU:OE2	1:H:201:THR:N	2.44	0.51
1:H:505:ILE:HG22	1:H:506:ALA:N	2.26	0.51
1:I:497:ASP:C	1:I:499:ASN:H	2.14	0.51
1:J:521:MET:HE2	1:J:522:THR:H	1.76	0.51
1:J:605:VAL:CG1	1:J:704:GLU:HB3	2.40	0.51
1:L:183:ILE:HD13	1:L:192:TYR:CZ	2.46	0.51
1:L:479:GLU:OE1	1:M:470:ARG:HG3	2.11	0.51
1:M:456:TYR:N	1:M:456:TYR:CD2	2.79	0.51
1:M:497:ASP:C	1:M:499:ASN:H	2.14	0.51
1:A:642:TYR:CE2	1:A:666:SER:HB3	2.45	0.51
1:B:497:ASP:C	1:B:499:ASN:H	2.14	0.51
1:C:648:ASP:HB2	1:C:652:LEU:HD12	1.93	0.51
1:D:494:ASN:OD1	1:D:592:ARG:HA	2.10	0.51
1:E:183:ILE:HG22	1:E:188:GLU:HB2	1.91	0.51
1:E:194:VAL:HG22	1:E:203:LEU:HD13	1.93	0.51
1:F:365:ARG:CZ	1:F:418:PRO:HG3	2.40	0.51
1:G:411:TYR:CB	1:G:412:PRO:CD	2.89	0.51
1:H:597:HIS:HB2	1:H:606:GLY:O	2.11	0.51
1:H:605:VAL:CG1	1:H:704:GLU:HB3	2.40	0.51
1:H:642:TYR:CE2	1:H:666:SER:HB3	2.45	0.51
1:J:505:ILE:HG22	1:J:506:ALA:N	2.26	0.51
1:J:640:SER:HB2	1:J:706:THR:HG21	1.93	0.51
1:M:523:LEU:HA	1:M:583:LEU:HD11	1.92	0.51
1:M:642:TYR:CE2	1:M:666:SER:HB3	2.45	0.51
1:O:521:MET:HE2	1:O:525:GLU:HB3	1.92	0.51
1:B:224:GLU:OE2	1:C:201:THR:N	2.39	0.50
1:C:497:ASP:C	1:C:499:ASN:H	2.14	0.50
1:D:523:LEU:HA	1:D:583:LEU:HD11	1.92	0.50
1:D:584:ASN:H	1:D:587:MET:HE1	1.76	0.50
1:D:640:SER:HB2	1:D:706:THR:HG21	1.93	0.50

*Continued on next page...*

*Continued from previous page...*

Atom-1	Atom-2	Interatomic distance (Å)	Clash overlap (Å)
1:F:456:TYR:CD2	1:F:456:TYR:N	2.79	0.50
1:G:412:PRO:O	1:G:413:SER:C	2.47	0.50
1:G:494:ASN:OD1	1:G:592:ARG:HA	2.10	0.50
1:H:497:ASP:C	1:H:499:ASN:H	2.14	0.50
1:I:259:TYR:HD2	1:I:259:TYR:N	2.09	0.50
1:I:382:SER:HB3	1:I:393:THR:HG22	1.94	0.50
1:J:337:SER:HA	1:J:661:ASP:HB2	1.92	0.50
1:O:337:SER:HA	1:O:661:ASP:HB2	1.92	0.50
1:O:642:TYR:CE2	1:O:666:SER:HB3	2.46	0.50
1:A:183:ILE:HD13	1:A:192:TYR:CZ	2.46	0.50
1:A:494:ASN:OD1	1:A:592:ARG:HA	2.10	0.50
1:A:505:ILE:HG22	1:A:506:ALA:N	2.26	0.50
1:B:411:TYR:CB	1:B:412:PRO:CD	2.89	0.50
1:B:640:SER:HB2	1:B:706:THR:HG21	1.93	0.50
1:D:270:ILE:CG2	1:D:361:ASN:HB3	2.42	0.50
1:E:480:VAL:CG2	1:F:468:ARG:HD3	2.41	0.50
1:F:183:ILE:HD13	1:F:192:TYR:CZ	2.46	0.50
1:G:201:THR:HG23	1:M:224:GLU:OE2	2.11	0.50
1:H:270:ILE:CG2	1:H:361:ASN:HB3	2.42	0.50
1:H:642:TYR:HA	1:H:699:TYR:O	2.12	0.50
1:J:648:ASP:HB2	1:J:652:LEU:HD12	1.93	0.50
1:K:466:ASN:OD1	1:K:468:ARG:N	2.44	0.50
1:K:648:ASP:HB2	1:K:652:LEU:HD12	1.93	0.50
1:L:200:ARG:HG2	1:L:200:ARG:NH1	2.24	0.50
1:O:183:ILE:HD13	1:O:192:TYR:CZ	2.46	0.50
1:A:194:VAL:HG22	1:A:203:LEU:HD13	1.93	0.50
1:A:411:TYR:CB	1:A:412:PRO:CD	2.89	0.50
1:B:194:VAL:HG22	1:B:203:LEU:HD13	1.93	0.50
1:C:194:VAL:HG22	1:C:203:LEU:HD13	1.93	0.50
1:C:597:HIS:HB2	1:C:606:GLY:O	2.11	0.50
1:D:497:ASP:C	1:D:499:ASN:H	2.14	0.50
1:F:640:SER:HB2	1:F:706:THR:HG21	1.93	0.50
1:G:194:VAL:HG22	1:G:203:LEU:HD13	1.93	0.50
1:G:382:SER:HB3	1:G:393:THR:HG22	1.93	0.50
1:G:605:VAL:CG1	1:G:704:GLU:HB3	2.40	0.50
1:I:648:ASP:HB2	1:I:652:LEU:HD12	1.93	0.50
1:J:382:SER:HB3	1:J:393:THR:HG22	1.93	0.50
1:K:178:ARG:NH1	1:L:200:ARG:HB3	2.26	0.50
1:L:456:TYR:CD2	1:L:456:TYR:N	2.79	0.50
1:L:541:GLN:HB2	1:L:545:LYS:O	2.10	0.50
1:M:640:SER:HB2	1:M:706:THR:HG21	1.93	0.50

*Continued on next page...*



*Continued from previous page...*

Atom-1	Atom-2	Interatomic distance (Å)	Clash overlap (Å)
1:B:642:TYR:CE2	1:B:666:SER:HB3	2.45	0.50
1:D:194:VAL:HG22	1:D:203:LEU:HD13	1.93	0.50
1:D:365:ARG:CZ	1:D:418:PRO:HG3	2.40	0.50
1:D:480:VAL:O	1:D:484:ILE:HD13	2.12	0.50
1:F:597:HIS:HB2	1:F:606:GLY:O	2.11	0.50
1:F:648:ASP:HB2	1:F:652:LEU:HD12	1.93	0.50
1:G:505:ILE:HG22	1:G:506:ALA:N	2.26	0.50
1:H:189:VAL:CG1	1:I:199:LYS:CG	2.90	0.50
1:H:466:ASN:OD1	1:H:468:ARG:N	2.44	0.50
1:J:411:TYR:CB	1:J:412:PRO:CD	2.89	0.50
1:J:597:HIS:HB2	1:J:606:GLY:O	2.11	0.50
1:J:642:TYR:CE2	1:J:666:SER:HB3	2.46	0.50
1:K:270:ILE:CG2	1:K:361:ASN:HB3	2.42	0.50
1:K:497:ASP:C	1:K:499:ASN:H	2.14	0.50
1:K:523:LEU:HA	1:K:583:LEU:HD11	1.92	0.50
1:K:597:HIS:HB2	1:K:606:GLY:O	2.11	0.50
1:K:642:TYR:HA	1:K:699:TYR:O	2.12	0.50
1:L:194:VAL:HG22	1:L:203:LEU:HD13	1.93	0.50
1:L:270:ILE:CG2	1:L:361:ASN:HB3	2.42	0.50
1:L:636:ARG:HH21	1:L:674:THR:HG23	1.75	0.50
1:M:270:ILE:CG2	1:M:361:ASN:HB3	2.42	0.50
1:O:194:VAL:HG22	1:O:203:LEU:HD13	1.93	0.50
1:O:494:ASN:OD1	1:O:592:ARG:HA	2.10	0.50
1:O:505:ILE:HG22	1:O:506:ALA:N	2.26	0.50
1:A:318:GLY:HA2	1:B:410:TYR:CE1	2.46	0.50
1:A:466:ASN:OD1	1:A:468:ARG:N	2.44	0.50
1:E:480:VAL:O	1:E:484:ILE:HD13	2.12	0.50
1:F:466:ASN:OD1	1:F:468:ARG:N	2.44	0.50
1:G:648:ASP:HB2	1:G:652:LEU:HD12	1.93	0.50
1:I:194:VAL:HG22	1:I:203:LEU:HD13	1.93	0.50
1:I:309:VAL:N	1:J:668:LEU:O	2.45	0.50
1:I:456:TYR:CD2	1:I:456:TYR:N	2.79	0.50
1:I:597:HIS:HB2	1:I:606:GLY:O	2.11	0.50
1:J:456:TYR:N	1:J:456:TYR:CD2	2.79	0.50
1:J:497:ASP:C	1:J:499:ASN:H	2.14	0.50
1:K:640:SER:HB2	1:K:706:THR:HG21	1.93	0.50
1:L:411:TYR:CB	1:L:412:PRO:CD	2.89	0.50
1:M:642:TYR:HA	1:M:699:TYR:O	2.12	0.50
1:M:648:ASP:HB2	1:M:652:LEU:HD12	1.93	0.50
1:O:642:TYR:HA	1:O:699:TYR:O	2.12	0.50
1:C:270:ILE:CG2	1:C:361:ASN:HB3	2.42	0.50

*Continued on next page...*



*Continued from previous page...*

Atom-1	Atom-2	Interatomic distance (Å)	Clash overlap (Å)
1:E:523:LEU:HA	1:E:583:LEU:HD11	1.92	0.50
1:E:640:SER:HB2	1:E:706:THR:HG21	1.93	0.50
1:F:270:ILE:CG2	1:F:361:ASN:HB3	2.42	0.50
1:F:521:MET:HE2	1:F:525:GLU:HB3	1.93	0.50
1:G:466:ASN:OD1	1:G:468:ARG:N	2.44	0.50
1:I:183:ILE:HD13	1:I:192:TYR:CZ	2.46	0.50
1:I:466:ASN:OD1	1:I:468:ARG:N	2.44	0.50
1:K:642:TYR:CE2	1:K:666:SER:HB3	2.46	0.50
1:L:480:VAL:O	1:L:484:ILE:HD13	2.12	0.50
1:O:480:VAL:O	1:O:484:ILE:HD13	2.12	0.50
1:O:640:SER:HB2	1:O:706:THR:HG21	1.93	0.50
1:C:642:TYR:HA	1:C:699:TYR:O	2.12	0.50
1:D:382:SER:HB3	1:D:393:THR:HG22	1.93	0.50
1:D:411:TYR:CB	1:D:412:PRO:CD	2.89	0.50
1:D:466:ASN:OD1	1:D:468:ARG:N	2.44	0.50
1:D:636:ARG:HH21	1:D:674:THR:HG23	1.75	0.50
1:H:183:ILE:HD13	1:H:192:TYR:CZ	2.46	0.50
1:H:382:SER:HB3	1:H:393:THR:HG22	1.93	0.50
1:J:319:SER:OG	1:K:414:LYS:HE3	2.12	0.50
1:L:466:ASN:OD1	1:L:468:ARG:N	2.44	0.50
1:L:523:LEU:HA	1:L:583:LEU:HD11	1.92	0.50
1:M:194:VAL:HG22	1:M:203:LEU:HD13	1.93	0.50
1:A:382:SER:HB3	1:A:393:THR:HG22	1.93	0.50
1:B:270:ILE:CG2	1:B:361:ASN:HB3	2.42	0.50
1:C:411:TYR:CB	1:C:412:PRO:CD	2.89	0.50
1:C:640:SER:HB2	1:C:706:THR:HG21	1.93	0.50
1:F:480:VAL:O	1:F:484:ILE:HD13	2.12	0.50
1:G:597:HIS:HB2	1:G:606:GLY:O	2.11	0.50
1:G:642:TYR:HA	1:G:699:TYR:O	2.12	0.50
1:J:480:VAL:O	1:J:484:ILE:HD13	2.12	0.50
1:K:411:TYR:CB	1:K:412:PRO:CD	2.89	0.50
1:L:642:TYR:HA	1:L:699:TYR:O	2.12	0.50
1:M:382:SER:HB3	1:M:393:THR:HG22	1.93	0.50
1:O:366:TYR:O	1:O:411:TYR:N	2.27	0.50
1:O:411:TYR:CB	1:O:412:PRO:CD	2.89	0.50
1:O:456:TYR:N	1:O:456:TYR:CD2	2.79	0.50
1:O:597:HIS:HB2	1:O:606:GLY:O	2.11	0.50
1:A:497:ASP:C	1:A:499:ASN:H	2.14	0.50
1:B:642:TYR:HA	1:B:699:TYR:O	2.12	0.50
1:E:270:ILE:CG2	1:E:361:ASN:HB3	2.42	0.50
1:E:337:SER:HA	1:E:661:ASP:HB2	1.92	0.50

*Continued on next page...*

*Continued from previous page...*

Atom-1	Atom-2	Interatomic distance (Å)	Clash overlap (Å)
1:E:521:MET:HA	1:E:521:MET:CE	2.31	0.50
1:E:642:TYR:HA	1:E:699:TYR:O	2.12	0.50
1:F:194:VAL:HG22	1:F:203:LEU:HD13	1.93	0.50
1:H:480:VAL:CG2	1:I:468:ARG:HD3	2.42	0.50
1:K:200:ARG:HG2	1:K:200:ARG:NH1	2.24	0.50
1:K:382:SER:HB3	1:K:393:THR:HG22	1.93	0.50
1:M:366:TYR:O	1:M:411:TYR:N	2.28	0.50
1:A:642:TYR:HA	1:A:699:TYR:O	2.12	0.49
1:D:648:ASP:HB2	1:D:652:LEU:HD12	1.93	0.49
1:F:497:ASP:C	1:F:499:ASN:H	2.14	0.49
1:G:270:ILE:CG2	1:G:361:ASN:HB3	2.42	0.49
1:I:480:VAL:O	1:I:484:ILE:HD13	2.12	0.49
1:O:382:SER:HB3	1:O:393:THR:HG22	1.93	0.49
1:O:648:ASP:HB2	1:O:652:LEU:HD12	1.93	0.49
1:C:480:VAL:O	1:C:484:ILE:HD13	2.12	0.49
1:E:382:SER:HB3	1:E:393:THR:HG22	1.93	0.49
1:F:259:TYR:HD2	1:F:259:TYR:N	2.09	0.49
1:G:272:SER:N	1:G:350:MET:HE3	2.26	0.49
1:G:523:LEU:HA	1:G:583:LEU:HD11	1.92	0.49
1:I:640:SER:HB2	1:I:706:THR:HG21	1.93	0.49
1:J:270:ILE:CG2	1:J:361:ASN:HB3	2.42	0.49
1:J:403:GLN:HE21	1:J:403:GLN:N	2.04	0.49
1:L:226:TRP:HB2	1:M:466:ASN:O	2.12	0.49
1:L:459:ILE:HG22	1:L:460:ALA:N	2.27	0.49
1:L:497:ASP:C	1:L:499:ASN:H	2.14	0.49
1:O:259:TYR:HD2	1:O:259:TYR:N	2.09	0.49
1:A:270:ILE:CG2	1:A:361:ASN:HB3	2.42	0.49
1:A:480:VAL:O	1:A:484:ILE:HD13	2.12	0.49
1:A:597:HIS:HB2	1:A:606:GLY:O	2.11	0.49
1:D:259:TYR:HD2	1:D:259:TYR:N	2.09	0.49
1:D:459:ILE:HG22	1:D:460:ALA:N	2.28	0.49
1:K:480:VAL:O	1:K:484:ILE:HD13	2.12	0.49
1:O:270:ILE:CG2	1:O:361:ASN:HB3	2.42	0.49
1:A:414:LYS:HG3	1:O:319:SER:N	2.27	0.49
1:A:459:ILE:HG22	1:A:460:ALA:N	2.28	0.49
1:A:648:ASP:HB2	1:A:652:LEU:HD12	1.93	0.49
1:B:401:LEU:HD22	1:B:411:TYR:CE1	2.48	0.49
1:B:648:ASP:HB2	1:B:652:LEU:HD12	1.93	0.49
1:D:456:TYR:N	1:D:456:TYR:CD2	2.79	0.49
1:E:648:ASP:HB2	1:E:652:LEU:HD12	1.93	0.49
1:G:480:VAL:O	1:G:484:ILE:HD13	2.12	0.49

*Continued on next page...*

*Continued from previous page...*

Atom-1	Atom-2	Interatomic distance (Å)	Clash overlap (Å)
1:H:648:ASP:HB2	1:H:652:LEU:HD12	1.93	0.49
1:J:459:ILE:HG22	1:J:460:ALA:N	2.28	0.49
1:M:411:TYR:CB	1:M:412:PRO:CD	2.89	0.49
1:M:459:ILE:HG22	1:M:460:ALA:N	2.28	0.49
1:D:366:TYR:O	1:D:411:TYR:N	2.28	0.49
1:D:521:MET:HA	1:D:521:MET:CE	2.31	0.49
1:E:541:GLN:HB2	1:E:545:LYS:O	2.10	0.49
1:F:401:LEU:HD22	1:F:411:TYR:CE1	2.48	0.49
1:F:642:TYR:HA	1:F:699:TYR:O	2.12	0.49
1:H:272:SER:N	1:H:350:MET:HE3	2.27	0.49
1:H:401:LEU:HD22	1:H:411:TYR:CE1	2.48	0.49
1:I:270:ILE:CG2	1:I:361:ASN:HB3	2.42	0.49
1:I:411:TYR:CB	1:I:412:PRO:CD	2.89	0.49
1:I:642:TYR:HA	1:I:699:TYR:O	2.11	0.49
1:B:366:TYR:O	1:B:411:TYR:N	2.28	0.49
1:C:382:SER:HB3	1:C:393:THR:HG22	1.94	0.49
1:C:401:LEU:HD22	1:C:411:TYR:CE1	2.48	0.49
1:D:642:TYR:HA	1:D:699:TYR:O	2.12	0.49
1:E:698:VAL:HB	1:E:727:PHE:HB3	1.95	0.49
1:G:410:TYR:HE1	1:M:318:GLY:HA2	1.77	0.49
1:G:513:PRO:HG2	1:H:239:VAL:O	2.12	0.49
1:I:698:VAL:HB	1:I:727:PHE:HB3	1.95	0.49
1:M:480:VAL:O	1:M:484:ILE:HD13	2.12	0.49
1:A:189:VAL:HG13	1:B:199:LYS:CB	2.43	0.49
1:B:226:TRP:HB2	1:C:466:ASN:O	2.12	0.49
1:B:272:SER:N	1:B:350:MET:HE3	2.28	0.49
1:B:480:VAL:O	1:B:484:ILE:HD13	2.12	0.49
1:C:403:GLN:HE21	1:C:403:GLN:N	2.05	0.49
1:D:401:LEU:HD22	1:D:411:TYR:CE1	2.48	0.49
1:G:640:SER:HB2	1:G:706:THR:HG21	1.93	0.49
1:K:403:GLN:HE21	1:K:403:GLN:N	2.04	0.49
1:K:459:ILE:HG22	1:K:460:ALA:N	2.28	0.49
1:K:480:VAL:O	1:K:480:VAL:HG12	2.13	0.49
1:K:505:ILE:HG22	1:K:506:ALA:N	2.26	0.49
1:A:703:LYS:HA	1:A:706:THR:HG22	1.95	0.49
1:B:293:THR:HG22	1:B:334:ILE:HA	1.95	0.49
1:B:648:ASP:HB2	1:B:652:LEU:HB2	1.95	0.49
1:C:698:VAL:HB	1:C:727:PHE:HB3	1.95	0.49
1:H:643:ILE:HA	1:H:657:ASN:HD21	1.78	0.49
1:J:194:VAL:HG22	1:J:203:LEU:HD13	1.93	0.49
1:J:642:TYR:HA	1:J:699:TYR:O	2.12	0.49

*Continued on next page...*

*Continued from previous page...*

Atom-1	Atom-2	Interatomic distance (Å)	Clash overlap (Å)
1:J:698:VAL:HB	1:J:727:PHE:HB3	1.95	0.49
1:K:224:GLU:OE2	1:L:201:THR:N	2.46	0.49
1:K:401:LEU:HD22	1:K:411:TYR:CE1	2.48	0.49
1:K:456:TYR:CD2	1:K:456:TYR:N	2.79	0.49
1:K:703:LYS:HA	1:K:706:THR:HG22	1.95	0.49
1:L:698:VAL:HB	1:L:727:PHE:HB3	1.95	0.49
1:L:703:LYS:HA	1:L:706:THR:HG22	1.95	0.49
1:M:403:GLN:HE21	1:M:403:GLN:N	2.04	0.49
1:C:459:ILE:HG22	1:C:460:ALA:N	2.28	0.49
1:E:691:ASN:OD1	1:E:693:ASN:HB2	2.13	0.49
1:G:638:ILE:HG12	1:G:639:LEU:HD22	1.95	0.49
1:I:384:VAL:HG12	1:I:385:LEU:N	2.28	0.49
1:K:698:VAL:HB	1:K:727:PHE:HB3	1.95	0.49
1:L:691:ASN:OD1	1:L:693:ASN:HB2	2.13	0.49
1:M:703:LYS:HA	1:M:706:THR:HG22	1.95	0.49
1:O:293:THR:HG22	1:O:334:ILE:HA	1.95	0.49
1:O:384:VAL:HG12	1:O:385:LEU:N	2.28	0.49
1:A:188:GLU:HA	1:A:192:TYR:CE2	2.48	0.49
1:A:293:THR:HG22	1:A:334:ILE:HA	1.95	0.49
1:A:384:VAL:HG12	1:A:385:LEU:N	2.28	0.49
1:B:204:SER:OG	1:B:205:PRO:HD2	2.13	0.49
1:C:384:VAL:HG12	1:C:385:LEU:N	2.28	0.49
1:C:456:TYR:CD2	1:C:456:TYR:N	2.79	0.49
1:C:515:GLU:OE1	1:D:245:LYS:HE2	2.13	0.49
1:E:223:PRO:HD2	1:E:517:THR:CG2	2.40	0.49
1:E:401:LEU:HD22	1:E:411:TYR:CE1	2.48	0.49
1:G:703:LYS:HA	1:G:706:THR:HG22	1.95	0.49
1:H:691:ASN:OD1	1:H:693:ASN:HB2	2.13	0.49
1:I:293:THR:HG22	1:I:334:ILE:HA	1.95	0.49
1:I:403:GLN:HE21	1:I:403:GLN:N	2.05	0.49
1:J:643:ILE:HA	1:J:657:ASN:HD21	1.78	0.49
1:M:643:ILE:HA	1:M:657:ASN:HD21	1.78	0.49
1:O:401:LEU:HD22	1:O:411:TYR:CE1	2.48	0.49
1:A:698:VAL:HB	1:A:727:PHE:HB3	1.95	0.48
1:C:480:VAL:O	1:C:480:VAL:HG12	2.13	0.48
1:C:643:ILE:HA	1:C:657:ASN:HD21	1.78	0.48
1:C:691:ASN:OD1	1:C:693:ASN:HB2	2.13	0.48
1:D:643:ILE:HA	1:D:657:ASN:HD21	1.78	0.48
1:E:384:VAL:HG12	1:E:385:LEU:N	2.28	0.48
1:F:382:SER:HB3	1:F:393:THR:HG22	1.94	0.48
1:F:411:TYR:CB	1:F:412:PRO:CD	2.89	0.48

*Continued on next page...*

*Continued from previous page...*

Atom-1	Atom-2	Interatomic distance (Å)	Clash overlap (Å)
1:F:459:ILE:HG22	1:F:460:ALA:N	2.28	0.48
1:F:698:VAL:HB	1:F:727:PHE:HB3	1.95	0.48
1:G:401:LEU:HD22	1:G:411:TYR:CE1	2.48	0.48
1:H:259:TYR:HD2	1:H:259:TYR:N	2.09	0.48
1:H:319:SER:OG	1:I:414:LYS:HE3	2.13	0.48
1:H:324:PHE:HE1	1:H:588:ASN:CB	2.25	0.48
1:H:456:TYR:CD2	1:H:456:TYR:N	2.79	0.48
1:I:272:SER:N	1:I:350:MET:HE3	2.28	0.48
1:J:384:VAL:HG12	1:J:385:LEU:N	2.28	0.48
1:J:638:ILE:HG12	1:J:639:LEU:HD22	1.95	0.48
1:K:521:MET:HE1	1:K:525:GLU:CG	2.36	0.48
1:M:648:ASP:HB2	1:M:652:LEU:HB2	1.95	0.48
1:O:638:ILE:HG12	1:O:639:LEU:HD22	1.95	0.48
1:B:382:SER:HB3	1:B:393:THR:HG22	1.93	0.48
1:C:272:SER:CA	1:C:350:MET:HE3	2.43	0.48
1:D:691:ASN:OD1	1:D:693:ASN:HB2	2.13	0.48
1:E:188:GLU:HA	1:E:192:TYR:CE2	2.49	0.48
1:E:403:GLN:HE21	1:E:403:GLN:N	2.05	0.48
1:E:515:GLU:OE1	1:F:245:LYS:HE2	2.13	0.48
1:E:643:ILE:HA	1:E:657:ASN:HD21	1.78	0.48
1:E:648:ASP:HB2	1:E:652:LEU:HB2	1.95	0.48
1:F:514:LEU:HD22	1:O:242:ARG:HG2	1.93	0.48
1:F:648:ASP:HB2	1:F:652:LEU:HB2	1.95	0.48
1:G:648:ASP:HB2	1:G:652:LEU:HB2	1.95	0.48
1:H:480:VAL:O	1:H:484:ILE:HD13	2.12	0.48
1:H:631:ILE:HB	1:H:674:THR:OG1	2.13	0.48
1:H:640:SER:HB2	1:H:706:THR:HG21	1.93	0.48
1:I:643:ILE:HA	1:I:657:ASN:HD21	1.78	0.48
1:J:401:LEU:HD22	1:J:411:TYR:CE1	2.48	0.48
1:J:521:MET:HE1	1:J:525:GLU:CG	2.34	0.48
1:L:319:SER:CA	1:M:414:LYS:HG3	2.43	0.48
1:L:382:SER:HB3	1:L:393:THR:HG22	1.93	0.48
1:O:648:ASP:HB2	1:O:652:LEU:HB2	1.95	0.48
1:O:703:LYS:HA	1:O:706:THR:HG22	1.95	0.48
1:A:204:SER:OG	1:A:205:PRO:HD2	2.14	0.48
1:A:456:TYR:CD2	1:A:456:TYR:N	2.79	0.48
1:C:293:THR:HG22	1:C:334:ILE:HA	1.95	0.48
1:C:648:ASP:HB2	1:C:652:LEU:HB2	1.95	0.48
1:D:480:VAL:O	1:D:480:VAL:HG12	2.13	0.48
1:D:631:ILE:HB	1:D:674:THR:OG1	2.14	0.48
1:E:382:SER:HB2	1:E:393:THR:HG22	1.95	0.48

*Continued on next page...*

*Continued from previous page...*

Atom-1	Atom-2	Interatomic distance (Å)	Clash overlap (Å)
1:E:459:ILE:HG22	1:E:460:ALA:N	2.28	0.48
1:G:459:ILE:HG22	1:G:460:ALA:N	2.28	0.48
1:G:631:ILE:HB	1:G:674:THR:OG1	2.14	0.48
1:H:194:VAL:HG22	1:H:203:LEU:HD13	1.93	0.48
1:I:631:ILE:HB	1:I:674:THR:OG1	2.14	0.48
1:K:223:PRO:HD2	1:K:517:THR:CG2	2.40	0.48
1:K:293:THR:HG22	1:K:334:ILE:HA	1.95	0.48
1:M:188:GLU:HA	1:M:192:TYR:CE2	2.48	0.48
1:M:243:ILE:CG1	1:M:244:ASP:N	2.75	0.48
1:A:638:ILE:HG12	1:A:639:LEU:HD22	1.95	0.48
1:B:643:ILE:HA	1:B:657:ASN:HD21	1.78	0.48
1:C:243:ILE:CG1	1:C:244:ASP:N	2.75	0.48
1:C:394:ILE:HD13	1:C:421:LEU:CD2	2.44	0.48
1:D:226:TRP:HB2	1:E:466:ASN:O	2.13	0.48
1:E:272:SER:N	1:E:350:MET:HE3	2.28	0.48
1:F:631:ILE:HB	1:F:674:THR:OG1	2.14	0.48
1:G:199:LYS:CB	1:M:189:VAL:HG13	2.44	0.48
1:I:691:ASN:OD1	1:I:693:ASN:HB2	2.13	0.48
1:J:318:GLY:HA3	1:K:410:TYR:CE1	2.47	0.48
1:J:691:ASN:OD1	1:J:693:ASN:HB2	2.13	0.48
1:K:259:TYR:HD2	1:K:259:TYR:N	2.09	0.48
1:L:260:PRO:HB2	1:L:456:TYR:CE1	2.49	0.48
1:L:293:THR:HG22	1:L:334:ILE:HA	1.95	0.48
1:L:401:LEU:HD22	1:L:411:TYR:CE1	2.48	0.48
1:M:394:ILE:HD13	1:M:421:LEU:CD2	2.44	0.48
1:M:605:VAL:HG12	1:M:704:GLU:HB3	1.96	0.48
1:A:640:SER:HB2	1:A:706:THR:HG21	1.93	0.48
1:A:648:ASP:HB2	1:A:652:LEU:HB2	1.95	0.48
1:D:384:VAL:HG12	1:D:385:LEU:N	2.28	0.48
1:D:698:VAL:HB	1:D:727:PHE:HB3	1.95	0.48
1:E:243:ILE:CG1	1:E:244:ASP:N	2.75	0.48
1:E:293:THR:HG22	1:E:334:ILE:HA	1.95	0.48
1:E:411:TYR:CB	1:E:412:PRO:CD	2.89	0.48
1:F:403:GLN:HE21	1:F:403:GLN:N	2.05	0.48
1:G:324:PHE:HE1	1:G:588:ASN:CB	2.25	0.48
1:G:384:VAL:HG12	1:G:385:LEU:N	2.28	0.48
1:H:204:SER:OG	1:H:205:PRO:HD2	2.14	0.48
1:H:318:GLY:HA2	1:I:410:TYR:CD1	2.45	0.48
1:I:243:ILE:CG1	1:I:244:ASP:N	2.75	0.48
1:I:401:LEU:HD22	1:I:411:TYR:CE1	2.48	0.48
1:J:188:GLU:HA	1:J:192:TYR:CE2	2.48	0.48

*Continued on next page...*

*Continued from previous page...*

Atom-1	Atom-2	Interatomic distance (Å)	Clash overlap (Å)
1:J:293:THR:HG22	1:J:334:ILE:HA	1.95	0.48
1:J:394:ILE:HD13	1:J:421:LEU:CD2	2.44	0.48
1:J:631:ILE:HB	1:J:674:THR:OG1	2.13	0.48
1:K:384:VAL:HG12	1:K:385:LEU:N	2.28	0.48
1:K:631:ILE:HB	1:K:674:THR:OG1	2.14	0.48
1:K:638:ILE:HG12	1:K:639:LEU:HD22	1.95	0.48
1:K:643:ILE:HA	1:K:657:ASN:HD21	1.78	0.48
1:L:382:SER:HB2	1:L:393:THR:HG22	1.95	0.48
1:M:384:VAL:HG12	1:M:385:LEU:N	2.28	0.48
1:A:401:LEU:HD22	1:A:411:TYR:CE1	2.48	0.48
1:A:631:ILE:HB	1:A:674:THR:OG1	2.14	0.48
1:C:188:GLU:HA	1:C:192:TYR:CE2	2.48	0.48
1:C:638:ILE:HG12	1:C:639:LEU:HD22	1.95	0.48
1:E:631:ILE:HB	1:E:674:THR:OG1	2.14	0.48
1:F:584:ASN:H	1:F:587:MET:HE1	1.77	0.48
1:G:243:ILE:CG1	1:G:244:ASP:N	2.75	0.48
1:G:643:ILE:HA	1:G:657:ASN:HD21	1.78	0.48
1:I:303:VAL:HG23	1:J:670:GLN:HG2	1.95	0.48
1:I:459:ILE:HG22	1:I:460:ALA:N	2.28	0.48
1:I:648:ASP:HB2	1:I:652:LEU:HB2	1.95	0.48
1:J:639:LEU:HD22	1:J:639:LEU:N	2.29	0.48
1:K:204:SER:OG	1:K:205:PRO:HD2	2.14	0.48
1:K:272:SER:N	1:K:350:MET:HE3	2.29	0.48
1:L:384:VAL:HG12	1:L:385:LEU:N	2.28	0.48
1:M:382:SER:HB2	1:M:393:THR:HG22	1.96	0.48
1:M:477:TRP:HB3	1:M:481:LEU:CD1	2.44	0.48
1:A:477:TRP:HB3	1:A:481:LEU:CD1	2.44	0.48
1:B:188:GLU:HA	1:B:192:TYR:CE2	2.48	0.48
1:B:260:PRO:HB2	1:B:456:TYR:CE1	2.49	0.48
1:B:691:ASN:OD1	1:B:693:ASN:HB2	2.13	0.48
1:E:480:VAL:O	1:E:480:VAL:HG12	2.13	0.48
1:F:272:SER:N	1:F:350:MET:HE3	2.28	0.48
1:F:435:ASN:OD1	1:F:438:GLN:HG3	2.14	0.48
1:F:643:ILE:HA	1:F:657:ASN:HD21	1.78	0.48
1:G:691:ASN:OD1	1:G:693:ASN:HB2	2.13	0.48
1:H:188:GLU:HA	1:H:192:TYR:CE2	2.48	0.48
1:H:260:PRO:HB2	1:H:456:TYR:CE1	2.49	0.48
1:H:384:VAL:HG12	1:H:385:LEU:N	2.28	0.48
1:H:458:ASN:ND2	1:H:476:ASN:HB2	2.27	0.48
1:H:459:ILE:HG22	1:H:460:ALA:N	2.28	0.48
1:I:435:ASN:OD1	1:I:438:GLN:HG3	2.14	0.48

*Continued on next page...*



*Continued from previous page...*

Atom-1	Atom-2	Interatomic distance (Å)	Clash overlap (Å)
1:J:204:SER:OG	1:J:205:PRO:HD2	2.13	0.48
1:J:648:ASP:HB2	1:J:652:LEU:HB2	1.95	0.48
1:L:324:PHE:HE1	1:L:588:ASN:CB	2.25	0.48
1:L:607:ALA:H	1:L:638:ILE:HD12	1.79	0.48
1:L:648:ASP:HB2	1:L:652:LEU:HB2	1.95	0.48
1:O:631:ILE:HB	1:O:674:THR:OG1	2.13	0.48
1:O:639:LEU:HD22	1:O:639:LEU:N	2.29	0.48
1:A:260:PRO:HB2	1:A:456:TYR:CE1	2.49	0.48
1:A:382:SER:HB2	1:A:393:THR:HG22	1.95	0.48
1:A:708:ILE:HD12	1:A:709:ASN:N	2.29	0.48
1:B:384:VAL:HG12	1:B:385:LEU:N	2.28	0.48
1:B:456:TYR:N	1:B:456:TYR:CD2	2.79	0.48
1:B:631:ILE:HB	1:B:674:THR:OG1	2.13	0.48
1:B:639:LEU:HD22	1:B:639:LEU:N	2.29	0.48
1:C:200:ARG:HG2	1:C:200:ARG:NH1	2.24	0.48
1:C:435:ASN:OD1	1:C:438:GLN:HG3	2.14	0.48
1:C:605:VAL:HG12	1:C:704:GLU:HB3	1.96	0.48
1:D:394:ILE:HD13	1:D:421:LEU:CD2	2.44	0.48
1:F:384:VAL:HG12	1:F:385:LEU:N	2.28	0.48
1:F:691:ASN:OD1	1:F:693:ASN:HB2	2.13	0.48
1:G:260:PRO:HB2	1:G:456:TYR:CE1	2.49	0.48
1:G:435:ASN:OD1	1:G:438:GLN:HG3	2.14	0.48
1:G:477:TRP:HB3	1:G:481:LEU:CD1	2.44	0.48
1:H:477:TRP:HB3	1:H:481:LEU:CD1	2.44	0.48
1:I:638:ILE:HG12	1:I:639:LEU:HD22	1.96	0.48
1:J:272:SER:N	1:J:350:MET:HE3	2.29	0.48
1:K:605:VAL:HG12	1:K:704:GLU:HB3	1.96	0.48
1:K:691:ASN:OD1	1:K:693:ASN:HB2	2.13	0.48
1:L:480:VAL:O	1:L:480:VAL:HG12	2.13	0.48
1:L:643:ILE:HA	1:L:657:ASN:HD21	1.78	0.48
1:M:226:TRP:CH2	1:M:234:SER:HB3	2.49	0.48
1:M:480:VAL:O	1:M:480:VAL:HG12	2.13	0.48
1:M:638:ILE:HG12	1:M:639:LEU:HD22	1.95	0.48
1:M:691:ASN:OD1	1:M:693:ASN:HB2	2.13	0.48
1:M:698:VAL:HB	1:M:727:PHE:HB3	1.95	0.48
1:O:459:ILE:HG22	1:O:460:ALA:N	2.28	0.48
1:O:691:ASN:OD1	1:O:693:ASN:HB2	2.13	0.48
1:A:403:GLN:HE21	1:A:403:GLN:N	2.05	0.48
1:A:691:ASN:OD1	1:A:693:ASN:HB2	2.13	0.48
1:B:459:ILE:HG22	1:B:460:ALA:N	2.28	0.48
1:C:226:TRP:CH2	1:C:234:SER:HB3	2.49	0.48

*Continued on next page...*



*Continued from previous page...*

Atom-1	Atom-2	Interatomic distance (Å)	Clash overlap (Å)
1:D:188:GLU:HA	1:D:192:TYR:CE2	2.48	0.48
1:D:204:SER:OG	1:D:205:PRO:HD2	2.14	0.48
1:D:477:TRP:HB3	1:D:481:LEU:CD1	2.44	0.48
1:D:513:PRO:HB2	1:E:240:THR:O	2.13	0.48
1:F:188:GLU:HA	1:F:192:TYR:CE2	2.48	0.48
1:F:204:SER:OG	1:F:205:PRO:HD2	2.14	0.48
1:F:394:ILE:HD13	1:F:421:LEU:CD2	2.44	0.48
1:F:606:GLY:CA	1:F:638:ILE:HD12	2.39	0.48
1:F:638:ILE:HG12	1:F:639:LEU:HD22	1.95	0.48
1:F:708:ILE:HD12	1:F:709:ASN:N	2.29	0.48
1:G:394:ILE:HD13	1:G:421:LEU:CD2	2.44	0.48
1:G:607:ALA:H	1:G:638:ILE:HD12	1.79	0.48
1:H:638:ILE:HG12	1:H:639:LEU:HD22	1.96	0.48
1:I:521:MET:HA	1:I:521:MET:CE	2.31	0.48
1:K:226:TRP:CH2	1:K:234:SER:HB3	2.49	0.48
1:K:260:PRO:HB2	1:K:456:TYR:CE1	2.49	0.48
1:L:204:SER:OG	1:L:205:PRO:HD2	2.14	0.48
1:L:435:ASN:OD1	1:L:438:GLN:HG3	2.14	0.48
1:L:605:VAL:HG12	1:L:704:GLU:HB3	1.96	0.48
1:M:204:SER:OG	1:M:205:PRO:HD2	2.14	0.48
1:M:293:THR:HG22	1:M:334:ILE:HA	1.95	0.48
1:M:639:LEU:HD22	1:M:639:LEU:N	2.29	0.48
1:O:188:GLU:HA	1:O:192:TYR:CE2	2.48	0.48
1:O:260:PRO:HB2	1:O:456:TYR:CE1	2.49	0.48
1:O:643:ILE:HA	1:O:657:ASN:HD21	1.78	0.48
1:O:698:VAL:HB	1:O:727:PHE:HB3	1.95	0.48
1:O:708:ILE:HD12	1:O:709:ASN:N	2.29	0.48
1:A:435:ASN:OD1	1:A:438:GLN:HG3	2.14	0.48
1:A:607:ALA:H	1:A:638:ILE:HD12	1.79	0.48
1:B:605:VAL:HG12	1:B:704:GLU:HB3	1.96	0.48
1:B:607:ALA:H	1:B:638:ILE:HD12	1.79	0.48
1:B:698:VAL:HB	1:B:727:PHE:HB3	1.95	0.48
1:C:512:ASP:OD1	1:D:245:LYS:HE3	2.13	0.48
1:D:272:SER:N	1:D:350:MET:HE3	2.29	0.48
1:D:382:SER:HB2	1:D:393:THR:HG22	1.96	0.48
1:D:648:ASP:HB2	1:D:652:LEU:HB2	1.95	0.48
1:D:703:LYS:HA	1:D:706:THR:HG22	1.95	0.48
1:D:708:ILE:HD12	1:D:709:ASN:N	2.29	0.48
1:E:483:GLN:NE2	1:F:469:VAL:HG21	2.29	0.48
1:F:226:TRP:CH2	1:F:234:SER:HB3	2.49	0.48
1:F:310:HIS:CD2	1:F:312:SER:HB2	2.49	0.48

*Continued on next page...*

*Continued from previous page...*

Atom-1	Atom-2	Interatomic distance (Å)	Clash overlap (Å)
1:F:324:PHE:HE1	1:F:588:ASN:CB	2.25	0.48
1:F:477:TRP:HB3	1:F:481:LEU:CD1	2.44	0.48
1:F:607:ALA:H	1:F:638:ILE:HD12	1.79	0.48
1:H:226:TRP:CH2	1:H:234:SER:HB3	2.49	0.48
1:H:293:THR:HG22	1:H:334:ILE:HA	1.95	0.48
1:H:480:VAL:O	1:H:480:VAL:HG12	2.13	0.48
1:H:703:LYS:HA	1:H:706:THR:HG22	1.95	0.48
1:I:188:GLU:HA	1:I:192:TYR:CE2	2.48	0.48
1:I:258:ALA:HA	1:I:371:THR:HG1	1.78	0.48
1:J:260:PRO:HB2	1:J:456:TYR:CE1	2.49	0.48
1:K:394:ILE:HD13	1:K:421:LEU:CD2	2.44	0.48
1:K:521:MET:HE2	1:K:522:THR:H	1.79	0.48
1:K:708:ILE:HD12	1:K:709:ASN:N	2.29	0.48
1:L:638:ILE:HG12	1:L:639:LEU:HD22	1.95	0.48
1:M:708:ILE:HD12	1:M:709:ASN:N	2.29	0.48
1:O:382:SER:HB2	1:O:393:THR:HG22	1.95	0.48
1:O:477:TRP:HB3	1:O:481:LEU:CD1	2.44	0.48
1:O:480:VAL:O	1:O:480:VAL:HG12	2.13	0.48
1:O:607:ALA:H	1:O:638:ILE:HD12	1.79	0.48
1:A:272:SER:N	1:A:350:MET:HE3	2.29	0.47
1:A:310:HIS:CD2	1:A:312:SER:HB2	2.49	0.47
1:C:195:ASP:O	1:C:202:PHE:N	2.43	0.47
1:C:260:PRO:HB2	1:C:456:TYR:CE1	2.49	0.47
1:C:703:LYS:HA	1:C:706:THR:HG22	1.95	0.47
1:C:708:ILE:HD12	1:C:709:ASN:N	2.29	0.47
1:D:260:PRO:HB2	1:D:456:TYR:CE1	2.49	0.47
1:D:293:THR:HG22	1:D:334:ILE:HA	1.95	0.47
1:D:303:VAL:CG2	1:E:670:GLN:HG2	2.44	0.47
1:D:607:ALA:H	1:D:638:ILE:HD12	1.79	0.47
1:E:638:ILE:HG12	1:E:639:LEU:HD22	1.95	0.47
1:F:480:VAL:O	1:F:480:VAL:HG12	2.13	0.47
1:G:204:SER:OG	1:G:205:PRO:HD2	2.14	0.47
1:G:480:VAL:O	1:G:480:VAL:HG12	2.13	0.47
1:G:639:LEU:HD22	1:G:639:LEU:N	2.29	0.47
1:G:698:VAL:HB	1:G:727:PHE:HB3	1.95	0.47
1:H:648:ASP:HB2	1:H:652:LEU:HB2	1.95	0.47
1:J:226:TRP:CH2	1:J:234:SER:HB3	2.49	0.47
1:J:382:SER:HB2	1:J:393:THR:HG22	1.96	0.47
1:K:188:GLU:HA	1:K:192:TYR:CE2	2.48	0.47
1:K:639:LEU:HD22	1:K:639:LEU:N	2.29	0.47
1:L:188:GLU:HA	1:L:192:TYR:CE2	2.49	0.47

*Continued on next page...*

*Continued from previous page...*

Atom-1	Atom-2	Interatomic distance (Å)	Clash overlap (Å)
1:L:272:SER:N	1:L:350:MET:HE3	2.29	0.47
1:L:310:HIS:CD2	1:L:312:SER:HB2	2.49	0.47
1:L:631:ILE:HB	1:L:674:THR:OG1	2.13	0.47
1:M:260:PRO:HB2	1:M:456:TYR:CE1	2.49	0.47
1:O:185:ASP:O	1:O:189:VAL:HG23	2.14	0.47
1:O:204:SER:OG	1:O:205:PRO:HD2	2.14	0.47
1:A:480:VAL:O	1:A:480:VAL:HG12	2.13	0.47
1:A:521:MET:HE2	1:A:522:THR:H	1.79	0.47
1:C:382:SER:HB2	1:C:393:THR:HG22	1.95	0.47
1:D:638:ILE:HG12	1:D:639:LEU:HD22	1.95	0.47
1:E:703:LYS:HA	1:E:706:THR:HG22	1.95	0.47
1:G:226:TRP:CH2	1:G:234:SER:HB3	2.49	0.47
1:H:394:ILE:HD13	1:H:421:LEU:CD2	2.44	0.47
1:H:605:VAL:HG12	1:H:704:GLU:HB3	1.96	0.47
1:H:607:ALA:H	1:H:638:ILE:HD12	1.79	0.47
1:H:645:GLU:HA	1:H:655:VAL:HA	1.97	0.47
1:H:708:ILE:HD12	1:H:709:ASN:N	2.29	0.47
1:I:459:ILE:HG12	1:I:477:TRP:CD1	2.50	0.47
1:I:480:VAL:O	1:I:480:VAL:HG12	2.13	0.47
1:K:243:ILE:CG1	1:K:244:ASP:N	2.75	0.47
1:K:435:ASN:OD1	1:K:438:GLN:HG3	2.14	0.47
1:M:401:LEU:HD22	1:M:411:TYR:CE1	2.48	0.47
1:B:435:ASN:OD1	1:B:438:GLN:HG3	2.14	0.47
1:B:477:TRP:HB3	1:B:481:LEU:CD1	2.44	0.47
1:B:645:GLU:HA	1:B:655:VAL:HA	1.96	0.47
1:E:204:SER:OG	1:E:205:PRO:HD2	2.14	0.47
1:E:260:PRO:HB2	1:E:456:TYR:CE1	2.49	0.47
1:E:435:ASN:OD1	1:E:438:GLN:HG3	2.14	0.47
1:E:645:GLU:HA	1:E:655:VAL:HA	1.96	0.47
1:F:382:SER:HB2	1:F:393:THR:HG22	1.96	0.47
1:F:395:LYS:O	1:F:396:ALA:C	2.53	0.47
1:G:293:THR:HG22	1:G:334:ILE:HA	1.95	0.47
1:G:313:PHE:HA	1:G:319:SER:HB2	1.97	0.47
1:G:456:TYR:N	1:G:456:TYR:CD2	2.79	0.47
1:G:458:ASN:ND2	1:G:476:ASN:HB2	2.27	0.47
1:H:185:ASP:O	1:H:189:VAL:HG23	2.14	0.47
1:H:310:HIS:CD2	1:H:312:SER:HB2	2.49	0.47
1:I:204:SER:OG	1:I:205:PRO:HD2	2.14	0.47
1:I:226:TRP:CH2	1:I:234:SER:HB3	2.49	0.47
1:I:260:PRO:HB2	1:I:456:TYR:CE1	2.49	0.47
1:I:498:LEU:HD22	1:I:498:LEU:N	2.30	0.47

*Continued on next page...*

*Continued from previous page...*

Atom-1	Atom-2	Interatomic distance (Å)	Clash overlap (Å)
1:I:645:GLU:HA	1:I:655:VAL:HA	1.96	0.47
1:J:272:SER:CA	1:J:350:MET:HE3	2.45	0.47
1:J:480:VAL:O	1:J:480:VAL:HG12	2.13	0.47
1:K:185:ASP:O	1:K:189:VAL:HG23	2.14	0.47
1:K:382:SER:HB2	1:K:393:THR:HG22	1.96	0.47
1:K:477:TRP:HB3	1:K:481:LEU:CD1	2.44	0.47
1:O:226:TRP:CH2	1:O:234:SER:HB3	2.49	0.47
1:O:394:ILE:HD13	1:O:421:LEU:CD2	2.44	0.47
1:A:319:SER:O	1:A:321:SER:N	2.48	0.47
1:A:394:ILE:HD13	1:A:421:LEU:CD2	2.44	0.47
1:A:639:LEU:HD22	1:A:639:LEU:N	2.29	0.47
1:A:643:ILE:HA	1:A:657:ASN:HD21	1.78	0.47
1:B:642:TYR:HD1	1:B:699:TYR:O	1.98	0.47
1:C:204:SER:OG	1:C:205:PRO:HD2	2.14	0.47
1:C:477:TRP:HB3	1:C:481:LEU:CD1	2.44	0.47
1:C:607:ALA:H	1:C:638:ILE:HD12	1.79	0.47
1:D:185:ASP:O	1:D:189:VAL:HG23	2.14	0.47
1:D:411:TYR:CD2	1:D:412:PRO:N	2.83	0.47
1:D:498:LEU:HD22	1:D:498:LEU:N	2.30	0.47
1:D:605:VAL:HG12	1:D:704:GLU:HB3	1.96	0.47
1:D:642:TYR:HD1	1:D:699:TYR:O	1.98	0.47
1:D:645:GLU:HA	1:D:655:VAL:HA	1.96	0.47
1:E:411:TYR:CD2	1:E:412:PRO:N	2.83	0.47
1:E:456:TYR:N	1:E:456:TYR:CD2	2.79	0.47
1:E:554:PHE:HB3	1:E:558:THR:HB	1.97	0.47
1:F:189:VAL:CG1	1:O:199:LYS:HB2	2.44	0.47
1:F:260:PRO:HB2	1:F:456:TYR:CE1	2.49	0.47
1:F:293:THR:HG22	1:F:334:ILE:HA	1.95	0.47
1:G:188:GLU:HA	1:G:192:TYR:CE2	2.48	0.47
1:G:605:VAL:HG12	1:G:704:GLU:HB3	1.96	0.47
1:H:642:TYR:HD1	1:H:699:TYR:O	1.98	0.47
1:H:698:VAL:HB	1:H:727:PHE:HB3	1.95	0.47
1:I:639:LEU:HD22	1:I:639:LEU:N	2.29	0.47
1:I:708:ILE:HD12	1:I:709:ASN:N	2.29	0.47
1:J:223:PRO:HD2	1:J:517:THR:CG2	2.40	0.47
1:J:319:SER:HA	1:K:414:LYS:CB	2.44	0.47
1:K:648:ASP:HB2	1:K:652:LEU:HB2	1.95	0.47
1:L:272:SER:CA	1:L:350:MET:HE3	2.45	0.47
1:L:403:GLN:HE21	1:L:403:GLN:N	2.04	0.47
1:L:459:ILE:HG12	1:L:477:TRP:CD1	2.50	0.47
1:M:185:ASP:O	1:M:189:VAL:HG23	2.14	0.47

*Continued on next page...*

*Continued from previous page...*

Atom-1	Atom-2	Interatomic distance (Å)	Clash overlap (Å)
1:O:310:HIS:CD2	1:O:312:SER:HB2	2.49	0.47
1:O:403:GLN:HE21	1:O:403:GLN:N	2.05	0.47
1:A:226:TRP:CH2	1:A:234:SER:HB3	2.49	0.47
1:B:476:ASN:OD1	1:B:478:SER:HB2	2.15	0.47
1:C:459:ILE:HG12	1:C:477:TRP:CD1	2.50	0.47
1:C:631:ILE:HB	1:C:674:THR:OG1	2.13	0.47
1:D:639:LEU:HD22	1:D:639:LEU:N	2.29	0.47
1:E:607:ALA:H	1:E:638:ILE:HD12	1.79	0.47
1:F:313:PHE:HA	1:F:319:SER:HB2	1.97	0.47
1:F:411:TYR:CD2	1:F:412:PRO:N	2.83	0.47
1:H:313:PHE:HA	1:H:319:SER:HB2	1.97	0.47
1:I:185:ASP:O	1:I:189:VAL:HG23	2.14	0.47
1:I:382:SER:HB2	1:I:393:THR:HG22	1.95	0.47
1:I:521:MET:HE3	1:I:521:MET:CA	2.32	0.47
1:J:395:LYS:O	1:J:396:ALA:C	2.53	0.47
1:J:435:ASN:OD1	1:J:438:GLN:HG3	2.14	0.47
1:J:458:ASN:ND2	1:J:476:ASN:HB2	2.27	0.47
1:J:703:LYS:HA	1:J:706:THR:HG22	1.95	0.47
1:L:394:ILE:HD13	1:L:421:LEU:CD2	2.44	0.47
1:L:477:TRP:HB3	1:L:481:LEU:CD1	2.44	0.47
1:L:639:LEU:HD22	1:L:639:LEU:N	2.29	0.47
1:M:272:SER:N	1:M:350:MET:HE3	2.30	0.47
1:M:435:ASN:OD1	1:M:438:GLN:HG3	2.14	0.47
1:M:459:ILE:HG12	1:M:477:TRP:CD1	2.50	0.47
1:M:631:ILE:HB	1:M:674:THR:OG1	2.13	0.47
1:A:313:PHE:HA	1:A:319:SER:HB2	1.97	0.47
1:B:226:TRP:CH2	1:B:234:SER:HB3	2.49	0.47
1:B:480:VAL:O	1:B:480:VAL:HG12	2.13	0.47
1:B:644:VAL:HG21	1:B:678:PHE:CD1	2.50	0.47
1:C:185:ASP:O	1:C:189:VAL:HG23	2.14	0.47
1:C:642:TYR:HD1	1:C:699:TYR:O	1.98	0.47
1:D:554:PHE:HB3	1:D:558:THR:HB	1.97	0.47
1:E:226:TRP:CH2	1:E:234:SER:HB3	2.49	0.47
1:E:477:TRP:HB3	1:E:481:LEU:CD1	2.44	0.47
1:F:380:THR:HG23	1:F:395:LYS:CG	2.44	0.47
1:F:498:LEU:HD22	1:F:498:LEU:N	2.30	0.47
1:F:645:GLU:HA	1:F:655:VAL:HA	1.96	0.47
1:F:703:LYS:HA	1:F:706:THR:HG22	1.95	0.47
1:G:395:LYS:O	1:G:396:ALA:C	2.53	0.47
1:H:380:THR:HG23	1:H:395:LYS:CG	2.44	0.47
1:I:270:ILE:HG23	1:I:270:ILE:O	2.15	0.47

*Continued on next page...*

*Continued from previous page...*

Atom-1	Atom-2	Interatomic distance (Å)	Clash overlap (Å)
1:I:380:THR:HG23	1:I:395:LYS:CG	2.45	0.47
1:I:394:ILE:HD13	1:I:421:LEU:CD2	2.44	0.47
1:J:185:ASP:O	1:J:189:VAL:HG23	2.14	0.47
1:J:380:THR:HG23	1:J:395:LYS:CG	2.45	0.47
1:K:411:TYR:CD2	1:K:412:PRO:N	2.83	0.47
1:K:458:ASN:ND2	1:K:476:ASN:HB2	2.27	0.47
1:K:498:LEU:HD22	1:K:498:LEU:N	2.30	0.47
1:K:607:ALA:H	1:K:638:ILE:HD12	1.79	0.47
1:L:226:TRP:CH2	1:L:234:SER:HB3	2.49	0.47
1:L:498:LEU:HD22	1:L:498:LEU:N	2.30	0.47
1:M:310:HIS:CD2	1:M:312:SER:HB2	2.49	0.47
1:M:498:LEU:N	1:M:498:LEU:HD22	2.30	0.47
1:O:313:PHE:HA	1:O:319:SER:HB2	1.97	0.47
1:O:380:THR:HG23	1:O:395:LYS:CG	2.45	0.47
1:O:435:ASN:OD1	1:O:438:GLN:HG3	2.14	0.47
1:O:459:ILE:HG12	1:O:477:TRP:CD1	2.50	0.47
1:A:185:ASP:O	1:A:189:VAL:HG23	2.14	0.47
1:A:395:LYS:O	1:A:396:ALA:C	2.53	0.47
1:A:476:ASN:OD1	1:A:478:SER:HB2	2.15	0.47
1:A:645:GLU:HA	1:A:655:VAL:HA	1.96	0.47
1:B:382:SER:HB2	1:B:393:THR:HG22	1.96	0.47
1:B:394:ILE:HD13	1:B:421:LEU:CD2	2.44	0.47
1:B:411:TYR:CD2	1:B:412:PRO:N	2.83	0.47
1:B:459:ILE:HG12	1:B:477:TRP:CD1	2.50	0.47
1:B:498:LEU:HD22	1:B:498:LEU:N	2.30	0.47
1:B:708:ILE:HD12	1:B:709:ASN:N	2.29	0.47
1:C:310:HIS:CD2	1:C:312:SER:HB2	2.49	0.47
1:C:380:THR:HG23	1:C:395:LYS:CG	2.44	0.47
1:C:476:ASN:OD1	1:C:478:SER:HB2	2.15	0.47
1:C:521:MET:HG3	1:C:583:LEU:HD12	1.97	0.47
1:C:639:LEU:HD22	1:C:639:LEU:N	2.29	0.47
1:D:310:HIS:CD2	1:D:312:SER:HB2	2.49	0.47
1:D:313:PHE:HA	1:D:319:SER:HB2	1.97	0.47
1:D:435:ASN:OD1	1:D:438:GLN:HG3	2.14	0.47
1:E:185:ASP:O	1:E:189:VAL:HG23	2.14	0.47
1:E:394:ILE:HD13	1:E:421:LEU:CD2	2.44	0.47
1:E:605:VAL:HG12	1:E:704:GLU:HB3	1.96	0.47
1:F:605:VAL:HG12	1:F:704:GLU:HB3	1.96	0.47
1:F:639:LEU:HD22	1:F:639:LEU:N	2.29	0.47
1:G:259:TYR:HD2	1:G:259:TYR:N	2.09	0.47
1:G:310:HIS:CD2	1:G:312:SER:HB2	2.49	0.47

*Continued on next page...*

*Continued from previous page...*

Atom-1	Atom-2	Interatomic distance (Å)	Clash overlap (Å)
1:G:319:SER:O	1:G:321:SER:N	2.48	0.47
1:G:380:THR:HG23	1:G:395:LYS:CG	2.45	0.47
1:G:382:SER:HB2	1:G:393:THR:HG22	1.95	0.47
1:H:411:TYR:CB	1:H:412:PRO:CD	2.89	0.47
1:I:310:HIS:CD2	1:I:312:SER:HB2	2.49	0.47
1:I:607:ALA:H	1:I:638:ILE:HD12	1.79	0.47
1:I:703:LYS:HA	1:I:706:THR:HG22	1.95	0.47
1:J:310:HIS:CD2	1:J:312:SER:HB2	2.49	0.47
1:J:459:ILE:HG12	1:J:477:TRP:CD1	2.50	0.47
1:J:605:VAL:HG12	1:J:704:GLU:HB3	1.96	0.47
1:K:439:PHE:CD1	1:K:439:PHE:C	2.88	0.47
1:L:395:LYS:O	1:L:396:ALA:C	2.53	0.47
1:L:644:VAL:HG21	1:L:678:PHE:CD1	2.50	0.47
1:M:476:ASN:OD1	1:M:478:SER:HB2	2.15	0.47
1:M:554:PHE:HB3	1:M:558:THR:HB	1.97	0.47
1:M:607:ALA:H	1:M:638:ILE:HD12	1.79	0.47
1:M:642:TYR:HD1	1:M:699:TYR:O	1.98	0.47
1:O:270:ILE:O	1:O:270:ILE:HG23	2.15	0.47
1:O:272:SER:CA	1:O:350:MET:HE3	2.44	0.47
1:O:472:ASP:C	1:O:474:GLY:H	2.18	0.47
1:O:476:ASN:OD1	1:O:478:SER:HB2	2.15	0.47
1:O:605:VAL:HG12	1:O:704:GLU:HB3	1.96	0.47
1:O:645:GLU:HA	1:O:655:VAL:HA	1.96	0.47
1:A:253:HIS:CE1	1:A:255:LEU:H	2.33	0.47
1:A:642:TYR:HD1	1:A:699:TYR:O	1.98	0.47
1:C:319:SER:O	1:C:321:SER:N	2.48	0.47
1:C:472:ASP:C	1:C:474:GLY:H	2.18	0.47
1:D:380:THR:HG23	1:D:395:LYS:CG	2.45	0.47
1:D:439:PHE:CD1	1:D:439:PHE:C	2.89	0.47
1:D:459:ILE:HG12	1:D:477:TRP:CD1	2.50	0.47
1:E:476:ASN:OD1	1:E:478:SER:HB2	2.15	0.47
1:F:185:ASP:O	1:F:189:VAL:HG23	2.14	0.47
1:G:270:ILE:O	1:G:270:ILE:HG23	2.15	0.47
1:G:411:TYR:CD2	1:G:412:PRO:N	2.83	0.47
1:G:459:ILE:HG12	1:G:477:TRP:CD1	2.50	0.47
1:G:521:MET:HG3	1:G:583:LEU:HD12	1.97	0.47
1:H:554:PHE:HB3	1:H:558:THR:HB	1.97	0.47
1:J:708:ILE:HD12	1:J:709:ASN:N	2.29	0.47
1:L:521:MET:HG3	1:L:583:LEU:HD12	1.97	0.47
1:M:259:TYR:HD2	1:M:259:TYR:N	2.09	0.47
1:M:272:SER:CA	1:M:350:MET:HE3	2.44	0.47

*Continued on next page...*



*Continued from previous page...*

Atom-1	Atom-2	Interatomic distance (Å)	Clash overlap (Å)
1:M:411:TYR:CD2	1:M:412:PRO:N	2.83	0.47
1:O:411:TYR:CD2	1:O:412:PRO:N	2.83	0.47
1:B:207:ILE:N	1:B:211:HIS:HD2	2.13	0.47
1:B:243:ILE:CG1	1:B:244:ASP:N	2.75	0.47
1:B:395:LYS:O	1:B:396:ALA:C	2.53	0.47
1:C:498:LEU:HD22	1:C:498:LEU:N	2.30	0.47
1:D:226:TRP:CH2	1:D:234:SER:HB3	2.49	0.47
1:D:660:TYR:CE1	1:D:661:ASP:HB3	2.50	0.47
1:E:207:ILE:N	1:E:211:HIS:HD2	2.13	0.47
1:E:298:THR:HB	1:E:601:ASN:HD22	1.80	0.47
1:E:395:LYS:O	1:E:396:ALA:C	2.53	0.47
1:E:459:ILE:HG12	1:E:477:TRP:CD1	2.50	0.47
1:E:513:PRO:HB2	1:F:240:THR:O	2.14	0.47
1:E:639:LEU:HD22	1:E:639:LEU:N	2.29	0.47
1:G:422:ASN:HD22	1:G:432:ILE:CG1	2.28	0.47
1:G:476:ASN:OD1	1:G:478:SER:HB2	2.15	0.47
1:G:642:TYR:HD1	1:G:699:TYR:O	1.98	0.47
1:H:269:ILE:HG22	1:H:362:ALA:CB	2.44	0.47
1:H:382:SER:HB2	1:H:393:THR:HG22	1.95	0.47
1:I:189:VAL:CG1	1:J:199:LYS:CG	2.92	0.47
1:I:439:PHE:CD1	1:I:439:PHE:C	2.89	0.47
1:J:411:TYR:CD2	1:J:412:PRO:N	2.83	0.47
1:J:645:GLU:HA	1:J:655:VAL:HA	1.96	0.47
1:K:642:TYR:HD1	1:K:699:TYR:O	1.98	0.47
1:L:185:ASP:O	1:L:189:VAL:HG23	2.14	0.47
1:L:380:THR:HG23	1:L:395:LYS:CG	2.45	0.47
1:L:584:ASN:HB2	1:L:587:MET:HE3	1.96	0.47
1:M:645:GLU:HA	1:M:655:VAL:HA	1.96	0.47
1:O:253:HIS:CE1	1:O:255:LEU:H	2.33	0.47
1:O:642:TYR:HD1	1:O:699:TYR:O	1.98	0.47
1:A:401:LEU:C	1:A:401:LEU:HD12	2.36	0.47
1:B:269:ILE:HG22	1:B:362:ALA:CB	2.44	0.47
1:B:310:HIS:CD2	1:B:312:SER:HB2	2.50	0.47
1:B:313:PHE:HA	1:B:319:SER:HB2	1.97	0.47
1:B:380:THR:HG23	1:B:395:LYS:CG	2.45	0.47
1:B:703:LYS:HA	1:B:706:THR:HG22	1.95	0.47
1:C:259:TYR:HD2	1:C:259:TYR:N	2.09	0.47
1:E:313:PHE:HA	1:E:319:SER:HB2	1.97	0.47
1:E:472:ASP:C	1:E:474:GLY:H	2.18	0.47
1:G:708:ILE:HD12	1:G:709:ASN:N	2.29	0.47
1:H:660:TYR:CE1	1:H:661:ASP:HB3	2.50	0.47

*Continued on next page...*

*Continued from previous page...*

Atom-1	Atom-2	Interatomic distance (Å)	Clash overlap (Å)
1:I:223:PRO:HD2	1:I:517:THR:CG2	2.40	0.47
1:I:411:TYR:CD2	1:I:412:PRO:N	2.83	0.47
1:I:660:TYR:CE1	1:I:661:ASP:HB3	2.50	0.47
1:J:319:SER:O	1:J:321:SER:N	2.48	0.47
1:J:439:PHE:C	1:J:439:PHE:CD1	2.88	0.47
1:J:480:VAL:CG2	1:K:468:ARG:HD3	2.46	0.47
1:J:607:ALA:H	1:J:638:ILE:HD12	1.79	0.47
1:K:314:PHE:CZ	1:L:672:GLY:HA2	2.50	0.47
1:K:324:PHE:HE1	1:K:588:ASN:CB	2.25	0.47
1:K:459:ILE:HG12	1:K:477:TRP:CD1	2.50	0.47
1:K:476:ASN:OD1	1:K:478:SER:HB2	2.15	0.47
1:K:660:TYR:CE1	1:K:661:ASP:HB3	2.50	0.47
1:L:207:ILE:N	1:L:211:HIS:HD2	2.13	0.47
1:L:313:PHE:HA	1:L:319:SER:HB2	1.97	0.47
1:L:584:ASN:H	1:L:587:MET:HE3	1.77	0.47
1:L:708:ILE:HD12	1:L:709:ASN:N	2.29	0.47
1:M:207:ILE:N	1:M:211:HIS:HD2	2.13	0.47
1:M:253:HIS:CE1	1:M:255:LEU:H	2.33	0.47
1:M:395:LYS:O	1:M:396:ALA:C	2.53	0.47
1:O:660:TYR:CE1	1:O:661:ASP:HB3	2.50	0.47
1:A:459:ILE:HG12	1:A:477:TRP:CD1	2.50	0.46
1:B:403:GLN:HE21	1:B:403:GLN:N	2.05	0.46
1:B:660:TYR:CE1	1:B:661:ASP:HB3	2.50	0.46
1:C:189:VAL:CG1	1:D:199:LYS:HB2	2.44	0.46
1:C:411:TYR:CD2	1:C:412:PRO:N	2.83	0.46
1:C:645:GLU:HA	1:C:655:VAL:HA	1.97	0.46
1:D:298:THR:HB	1:D:601:ASN:HD22	1.80	0.46
1:D:319:SER:O	1:D:321:SER:N	2.48	0.46
1:D:422:ASN:HD22	1:D:432:ILE:CG1	2.28	0.46
1:D:584:ASN:HB2	1:D:587:MET:HE3	1.98	0.46
1:E:232:PRO:CA	1:F:468:ARG:HH12	2.22	0.46
1:E:270:ILE:HG23	1:E:270:ILE:O	2.15	0.46
1:F:458:ASN:ND2	1:F:476:ASN:HB2	2.27	0.46
1:G:258:ALA:HA	1:G:371:THR:HG1	1.79	0.46
1:G:306:ASN:HA	1:H:669:ARG:HG2	1.97	0.46
1:I:207:ILE:N	1:I:211:HIS:HD2	2.13	0.46
1:I:303:VAL:HG21	1:J:670:GLN:HG2	1.95	0.46
1:I:477:TRP:HB3	1:I:481:LEU:CD1	2.44	0.46
1:J:498:LEU:HD22	1:J:498:LEU:N	2.30	0.46
1:J:642:TYR:HD1	1:J:699:TYR:O	1.98	0.46
1:K:306:ASN:HA	1:L:669:ARG:CD	2.44	0.46

*Continued on next page...*

*Continued from previous page...*

Atom-1	Atom-2	Interatomic distance (Å)	Clash overlap (Å)
1:K:380:THR:HG23	1:K:395:LYS:CG	2.44	0.46
1:K:521:MET:HE2	1:K:525:GLU:HB3	1.97	0.46
1:K:584:ASN:H	1:K:587:MET:HE3	1.80	0.46
1:L:270:ILE:HG23	1:L:270:ILE:O	2.15	0.46
1:M:319:SER:O	1:M:321:SER:N	2.48	0.46
1:M:422:ASN:HD22	1:M:432:ILE:CG1	2.28	0.46
1:O:458:ASN:ND2	1:O:476:ASN:HB2	2.27	0.46
1:O:554:PHE:HB3	1:O:558:THR:HB	1.97	0.46
1:A:380:THR:HG23	1:A:395:LYS:CG	2.45	0.46
1:A:554:PHE:HB3	1:A:558:THR:HB	1.97	0.46
1:B:260:PRO:HB2	1:B:456:TYR:CD1	2.51	0.46
1:B:319:SER:O	1:B:321:SER:N	2.48	0.46
1:B:472:ASP:C	1:B:474:GLY:H	2.18	0.46
1:B:638:ILE:HG12	1:B:639:LEU:HD22	1.95	0.46
1:D:305:GLY:HA2	1:E:670:GLN:CG	2.45	0.46
1:E:259:TYR:HD2	1:E:259:TYR:N	2.09	0.46
1:E:269:ILE:HG22	1:E:362:ALA:CB	2.44	0.46
1:E:459:ILE:HG12	1:E:477:TRP:NE1	2.31	0.46
1:E:498:LEU:N	1:E:498:LEU:HD22	2.30	0.46
1:E:660:TYR:CE1	1:E:661:ASP:HB3	2.50	0.46
1:G:439:PHE:CD1	1:G:439:PHE:C	2.89	0.46
1:G:645:GLU:HA	1:G:655:VAL:HA	1.96	0.46
1:G:660:TYR:CE1	1:G:661:ASP:HB3	2.50	0.46
1:H:270:ILE:HG23	1:H:270:ILE:O	2.15	0.46
1:H:411:TYR:CD2	1:H:412:PRO:N	2.83	0.46
1:H:439:PHE:CD1	1:H:439:PHE:C	2.89	0.46
1:H:639:LEU:HD22	1:H:639:LEU:N	2.29	0.46
1:I:605:VAL:HG12	1:I:704:GLU:HB3	1.96	0.46
1:J:477:TRP:HB3	1:J:481:LEU:CD1	2.44	0.46
1:J:660:TYR:CE1	1:J:661:ASP:HB3	2.50	0.46
1:K:313:PHE:HA	1:K:319:SER:HB2	1.97	0.46
1:K:645:GLU:HA	1:K:655:VAL:HA	1.97	0.46
1:L:476:ASN:OD1	1:L:478:SER:HB2	2.15	0.46
1:M:380:THR:HG23	1:M:395:LYS:CG	2.45	0.46
1:A:260:PRO:HB2	1:A:456:TYR:CD1	2.51	0.46
1:A:269:ILE:HG22	1:A:362:ALA:CB	2.45	0.46
1:A:411:TYR:CD2	1:A:412:PRO:N	2.83	0.46
1:A:422:ASN:HD22	1:A:432:ILE:CG1	2.28	0.46
1:A:463:ASN:ND2	1:A:465:GLU:HB2	2.31	0.46
1:A:472:ASP:C	1:A:474:GLY:H	2.18	0.46
1:A:498:LEU:HD22	1:A:498:LEU:N	2.30	0.46

*Continued on next page...*

*Continued from previous page...*

Atom-1	Atom-2	Interatomic distance (Å)	Clash overlap (Å)
1:A:521:MET:HE2	1:A:525:GLU:HB3	1.97	0.46
1:A:660:TYR:CE1	1:A:661:ASP:HB3	2.50	0.46
1:B:185:ASP:O	1:B:189:VAL:HG23	2.14	0.46
1:B:401:LEU:C	1:B:401:LEU:HD12	2.36	0.46
1:B:422:ASN:HD22	1:B:432:ILE:CG1	2.28	0.46
1:C:401:LEU:C	1:C:401:LEU:HD12	2.36	0.46
1:D:401:LEU:C	1:D:401:LEU:HD12	2.36	0.46
1:F:584:ASN:HB2	1:F:587:MET:HE3	1.97	0.46
1:F:642:TYR:HD1	1:F:699:TYR:O	1.98	0.46
1:G:207:ILE:N	1:G:211:HIS:HD2	2.13	0.46
1:H:435:ASN:OD1	1:H:438:GLN:HG3	2.14	0.46
1:I:422:ASN:HD22	1:I:432:ILE:CG1	2.28	0.46
1:J:644:VAL:HG21	1:J:678:PHE:CD1	2.50	0.46
1:K:298:THR:HB	1:K:601:ASN:HD22	1.80	0.46
1:M:269:ILE:HG22	1:M:362:ALA:CB	2.44	0.46
1:M:298:THR:HB	1:M:601:ASN:HD22	1.81	0.46
1:O:269:ILE:HG22	1:O:362:ALA:CB	2.44	0.46
1:O:272:SER:N	1:O:350:MET:HE3	2.29	0.46
1:O:422:ASN:HD22	1:O:432:ILE:CG1	2.28	0.46
1:O:463:ASN:ND2	1:O:465:GLU:HB2	2.31	0.46
1:A:207:ILE:N	1:A:211:HIS:HD2	2.13	0.46
1:A:248:SER:OG	1:A:371:THR:HA	2.16	0.46
1:A:270:ILE:HG23	1:A:270:ILE:O	2.15	0.46
1:A:605:VAL:HG12	1:A:704:GLU:HB3	1.96	0.46
1:A:644:VAL:HG21	1:A:678:PHE:CD1	2.50	0.46
1:B:298:THR:HB	1:B:601:ASN:HD22	1.81	0.46
1:B:324:PHE:HE1	1:B:588:ASN:CB	2.25	0.46
1:C:270:ILE:HG23	1:C:270:ILE:O	2.15	0.46
1:C:395:LYS:O	1:C:396:ALA:C	2.53	0.46
1:D:207:ILE:N	1:D:211:HIS:HD2	2.13	0.46
1:D:270:ILE:HG23	1:D:270:ILE:O	2.15	0.46
1:D:463:ASN:ND2	1:D:465:GLU:HB2	2.31	0.46
1:D:476:ASN:OD1	1:D:478:SER:HB2	2.15	0.46
1:E:260:PRO:HB2	1:E:456:TYR:CD1	2.51	0.46
1:E:378:LEU:HD22	1:E:401:LEU:CD2	2.46	0.46
1:E:708:ILE:HD12	1:E:709:ASN:N	2.29	0.46
1:F:269:ILE:HG22	1:F:362:ALA:CB	2.44	0.46
1:F:422:ASN:HD22	1:F:432:ILE:CG1	2.28	0.46
1:F:472:ASP:C	1:F:474:GLY:H	2.18	0.46
1:F:476:ASN:OD1	1:F:478:SER:HB2	2.15	0.46
1:G:223:PRO:HD2	1:G:517:THR:CG2	2.40	0.46

*Continued on next page...*

*Continued from previous page...*

Atom-1	Atom-2	Interatomic distance (Å)	Clash overlap (Å)
1:G:459:ILE:HG12	1:G:477:TRP:NE1	2.30	0.46
1:G:472:ASP:C	1:G:474:GLY:H	2.18	0.46
1:H:502:GLU:O	1:H:503:ARG:HG2	2.16	0.46
1:I:253:HIS:CE1	1:I:255:LEU:H	2.33	0.46
1:I:395:LYS:O	1:I:396:ALA:C	2.53	0.46
1:I:401:LEU:C	1:I:401:LEU:HD12	2.36	0.46
1:I:463:ASN:ND2	1:I:465:GLU:HB2	2.31	0.46
1:I:472:ASP:C	1:I:474:GLY:H	2.18	0.46
1:I:606:GLY:CA	1:I:638:ILE:HD12	2.39	0.46
1:I:642:TYR:HD1	1:I:699:TYR:O	1.98	0.46
1:J:313:PHE:HA	1:J:319:SER:HB2	1.97	0.46
1:J:476:ASN:OD1	1:J:478:SER:HB2	2.15	0.46
1:K:207:ILE:N	1:K:211:HIS:HD2	2.13	0.46
1:K:272:SER:CA	1:K:350:MET:HE3	2.45	0.46
1:K:401:LEU:C	1:K:401:LEU:HD12	2.36	0.46
1:L:269:ILE:HG22	1:L:362:ALA:CB	2.44	0.46
1:L:411:TYR:CD2	1:L:412:PRO:N	2.83	0.46
1:L:463:ASN:ND2	1:L:465:GLU:HB2	2.30	0.46
1:L:645:GLU:HA	1:L:655:VAL:HA	1.96	0.46
1:M:313:PHE:HA	1:M:319:SER:HB2	1.97	0.46
1:M:401:LEU:C	1:M:401:LEU:HD12	2.36	0.46
1:A:459:ILE:HG12	1:A:477:TRP:NE1	2.31	0.46
1:A:521:MET:HG3	1:A:583:LEU:HD12	1.97	0.46
1:B:378:LEU:HD22	1:B:401:LEU:CD2	2.46	0.46
1:C:463:ASN:ND2	1:C:465:GLU:HB2	2.31	0.46
1:C:612:VAL:O	1:C:616:HIS:ND1	2.46	0.46
1:E:380:THR:HG23	1:E:395:LYS:CG	2.45	0.46
1:F:243:ILE:CG1	1:F:244:ASP:N	2.75	0.46
1:F:459:ILE:HG12	1:F:477:TRP:NE1	2.31	0.46
1:F:554:PHE:HB3	1:F:558:THR:HB	1.97	0.46
1:G:185:ASP:O	1:G:189:VAL:HG23	2.14	0.46
1:H:195:ASP:O	1:H:202:PHE:N	2.43	0.46
1:H:248:SER:OG	1:H:371:THR:HA	2.16	0.46
1:H:260:PRO:HB2	1:H:456:TYR:CD1	2.51	0.46
1:H:459:ILE:HG12	1:H:477:TRP:NE1	2.31	0.46
1:H:498:LEU:HD22	1:H:498:LEU:N	2.30	0.46
1:I:521:MET:HG3	1:I:583:LEU:HD12	1.97	0.46
1:J:378:LEU:HD22	1:J:401:LEU:CD2	2.46	0.46
1:J:502:GLU:O	1:J:503:ARG:HG2	2.16	0.46
1:K:270:ILE:HG23	1:K:270:ILE:O	2.15	0.46
1:K:472:ASP:C	1:K:474:GLY:H	2.18	0.46

*Continued on next page...*

*Continued from previous page...*

Atom-1	Atom-2	Interatomic distance (Å)	Clash overlap (Å)
1:K:584:ASN:H	1:K:587:MET:HE1	1.77	0.46
1:L:319:SER:O	1:L:321:SER:N	2.48	0.46
1:L:378:LEU:HD22	1:L:401:LEU:CD2	2.46	0.46
1:L:502:GLU:O	1:L:503:ARG:HG2	2.16	0.46
1:L:515:GLU:OE1	1:M:245:LYS:HE2	2.16	0.46
1:M:206:TRP:CZ3	1:M:211:HIS:HB3	2.51	0.46
1:M:521:MET:HG3	1:M:583:LEU:HD12	1.97	0.46
1:O:206:TRP:CZ3	1:O:211:HIS:HB3	2.51	0.46
1:O:439:PHE:CD1	1:O:439:PHE:C	2.89	0.46
1:A:272:SER:CA	1:A:350:MET:HE3	2.45	0.46
1:B:439:PHE:C	1:B:439:PHE:CD1	2.89	0.46
1:C:261:ILE:HG22	1:C:369:THR:HG23	1.98	0.46
1:D:502:GLU:O	1:D:503:ARG:HG2	2.16	0.46
1:E:310:HIS:CD2	1:E:312:SER:HB2	2.49	0.46
1:E:502:GLU:O	1:E:503:ARG:HG2	2.16	0.46
1:F:270:ILE:HG23	1:F:270:ILE:O	2.15	0.46
1:G:401:LEU:HD12	1:G:401:LEU:C	2.36	0.46
1:G:498:LEU:HD22	1:G:498:LEU:N	2.30	0.46
1:G:515:GLU:OE1	1:H:245:LYS:HE2	2.16	0.46
1:H:223:PRO:HD2	1:H:517:THR:CG2	2.40	0.46
1:H:422:ASN:HD22	1:H:432:ILE:CG1	2.28	0.46
1:I:206:TRP:CZ3	1:I:211:HIS:HB3	2.51	0.46
1:I:260:PRO:HB2	1:I:456:TYR:CD1	2.51	0.46
1:I:313:PHE:HA	1:I:319:SER:HB2	1.97	0.46
1:I:366:TYR:O	1:I:411:TYR:N	2.27	0.46
1:J:401:LEU:C	1:J:401:LEU:HD12	2.36	0.46
1:J:463:ASN:ND2	1:J:465:GLU:HB2	2.31	0.46
1:K:310:HIS:CD2	1:K:312:SER:HB2	2.49	0.46
1:K:502:GLU:O	1:K:503:ARG:HG2	2.16	0.46
1:L:401:LEU:C	1:L:401:LEU:HD12	2.36	0.46
1:M:195:ASP:O	1:M:202:PHE:N	2.43	0.46
1:M:459:ILE:HG12	1:M:477:TRP:NE1	2.31	0.46
1:M:463:ASN:ND2	1:M:465:GLU:HB2	2.31	0.46
1:M:472:ASP:C	1:M:474:GLY:H	2.18	0.46
1:O:395:LYS:O	1:O:396:ALA:C	2.53	0.46
1:O:502:GLU:O	1:O:503:ARG:HG2	2.16	0.46
1:O:521:MET:HG3	1:O:583:LEU:HD12	1.97	0.46
1:O:644:VAL:HG21	1:O:678:PHE:CD1	2.50	0.46
1:A:458:ASN:ND2	1:A:476:ASN:HB2	2.27	0.46
1:B:206:TRP:CZ3	1:B:211:HIS:HB3	2.51	0.46
1:B:253:HIS:CE1	1:B:255:LEU:H	2.33	0.46

*Continued on next page...*

*Continued from previous page...*

Atom-1	Atom-2	Interatomic distance (Å)	Clash overlap (Å)
1:B:261:ILE:HG22	1:B:369:THR:HG23	1.98	0.46
1:B:270:ILE:HG23	1:B:270:ILE:O	2.15	0.46
1:B:463:ASN:ND2	1:B:465:GLU:HB2	2.31	0.46
1:B:554:PHE:HB3	1:B:558:THR:HB	1.97	0.46
1:C:207:ILE:N	1:C:211:HIS:HD2	2.13	0.46
1:D:185:ASP:O	1:D:186:SER:C	2.54	0.46
1:D:378:LEU:HD22	1:D:401:LEU:CD2	2.46	0.46
1:F:206:TRP:CZ3	1:F:211:HIS:HB3	2.51	0.46
1:F:319:SER:O	1:F:321:SER:N	2.48	0.46
1:F:459:ILE:HG12	1:F:477:TRP:CD1	2.50	0.46
1:F:660:TYR:CE1	1:F:661:ASP:HB3	2.50	0.46
1:G:502:GLU:O	1:G:503:ARG:HG2	2.16	0.46
1:H:325:SER:OG	1:I:415:ASN:ND2	2.48	0.46
1:H:459:ILE:HG12	1:H:477:TRP:CD1	2.50	0.46
1:I:248:SER:OG	1:I:371:THR:HA	2.16	0.46
1:I:261:ILE:HG22	1:I:369:THR:HG23	1.98	0.46
1:I:298:THR:HB	1:I:601:ASN:HD22	1.81	0.46
1:J:422:ASN:HD22	1:J:432:ILE:CG1	2.28	0.46
1:K:260:PRO:HB2	1:K:456:TYR:CD1	2.51	0.46
1:L:554:PHE:HB3	1:L:558:THR:HB	1.97	0.46
1:L:584:ASN:H	1:L:587:MET:HE1	1.81	0.46
1:M:253:HIS:CE1	1:M:255:LEU:HG	2.46	0.46
1:A:185:ASP:O	1:A:186:SER:C	2.54	0.46
1:A:261:ILE:HG22	1:A:369:THR:HG23	1.98	0.46
1:A:521:MET:HE1	1:A:525:GLU:CG	2.36	0.46
1:B:459:ILE:HG12	1:B:477:TRP:NE1	2.31	0.46
1:C:272:SER:N	1:C:350:MET:HE3	2.31	0.46
1:C:660:TYR:CE1	1:C:661:ASP:HB3	2.50	0.46
1:D:175:VAL:HA	1:D:176:PRO:HD3	1.80	0.46
1:F:378:LEU:HD22	1:F:401:LEU:CD2	2.46	0.46
1:F:439:PHE:CD1	1:F:439:PHE:C	2.89	0.46
1:G:554:PHE:HB3	1:G:558:THR:HB	1.97	0.46
1:H:243:ILE:CG1	1:H:244:ASP:N	2.75	0.46
1:H:395:LYS:O	1:H:396:ALA:C	2.53	0.46
1:H:401:LEU:C	1:H:401:LEU:HD12	2.36	0.46
1:H:463:ASN:ND2	1:H:465:GLU:HB2	2.30	0.46
1:I:554:PHE:HB3	1:I:558:THR:HB	1.97	0.46
1:J:270:ILE:O	1:J:270:ILE:HG23	2.15	0.46
1:J:521:MET:HG3	1:J:583:LEU:HD12	1.97	0.46
1:K:395:LYS:O	1:K:396:ALA:C	2.53	0.46
1:K:422:ASN:HD22	1:K:432:ILE:CG1	2.28	0.46

*Continued on next page...*



*Continued from previous page...*

Atom-1	Atom-2	Interatomic distance (Å)	Clash overlap (Å)
1:L:253:HIS:CE1	1:L:255:LEU:H	2.33	0.46
1:M:439:PHE:C	1:M:439:PHE:CD1	2.89	0.46
1:M:502:GLU:O	1:M:503:ARG:HG2	2.16	0.46
1:A:298:THR:HB	1:A:601:ASN:HD22	1.80	0.46
1:A:324:PHE:HE1	1:A:588:ASN:CB	2.25	0.46
1:A:378:LEU:HD22	1:A:401:LEU:CD2	2.46	0.46
1:A:439:PHE:CD1	1:A:439:PHE:C	2.88	0.46
1:A:502:GLU:O	1:A:503:ARG:HG2	2.16	0.46
1:C:502:GLU:O	1:C:503:ARG:HG2	2.16	0.46
1:D:261:ILE:HG22	1:D:369:THR:HG23	1.98	0.46
1:E:401:LEU:C	1:E:401:LEU:HD12	2.36	0.46
1:E:463:ASN:ND2	1:E:465:GLU:HB2	2.30	0.46
1:F:185:ASP:O	1:F:186:SER:C	2.54	0.46
1:F:364:ILE:CD1	1:F:419:ILE:HB	2.46	0.46
1:F:463:ASN:ND2	1:F:465:GLU:HB2	2.31	0.46
1:G:306:ASN:HA	1:H:669:ARG:HB3	1.97	0.46
1:H:185:ASP:O	1:H:186:SER:C	2.54	0.46
1:I:185:ASP:O	1:I:186:SER:C	2.54	0.46
1:J:269:ILE:HG22	1:J:362:ALA:CB	2.44	0.46
1:J:459:ILE:HG12	1:J:477:TRP:NE1	2.30	0.46
1:K:554:PHE:HB3	1:K:558:THR:HB	1.97	0.46
1:L:472:ASP:C	1:L:474:GLY:H	2.18	0.46
1:M:378:LEU:HD22	1:M:401:LEU:CD2	2.46	0.46
1:O:298:THR:HB	1:O:601:ASN:HD22	1.81	0.46
1:O:319:SER:O	1:O:321:SER:N	2.48	0.46
1:O:401:LEU:HD12	1:O:401:LEU:C	2.36	0.46
1:O:459:ILE:HG12	1:O:477:TRP:NE1	2.31	0.46
1:B:513:PRO:HB2	1:C:240:THR:O	2.16	0.46
1:C:439:PHE:CD1	1:C:439:PHE:C	2.88	0.46
1:C:459:ILE:HG12	1:C:477:TRP:NE1	2.31	0.46
1:D:585:ALA:O	1:D:586:LYS:HB2	2.16	0.46
1:E:253:HIS:CE1	1:E:255:LEU:HG	2.46	0.46
1:E:364:ILE:CD1	1:E:419:ILE:HB	2.46	0.46
1:E:422:ASN:HD22	1:E:432:ILE:CG1	2.28	0.46
1:F:502:GLU:O	1:F:503:ARG:HG2	2.16	0.46
1:G:226:TRP:CZ2	1:G:234:SER:HB3	2.51	0.46
1:G:463:ASN:ND2	1:G:465:GLU:HB2	2.31	0.46
1:G:585:ALA:O	1:G:586:LYS:HB2	2.16	0.46
1:H:253:HIS:CE1	1:H:255:LEU:H	2.33	0.46
1:H:476:ASN:OD1	1:H:478:SER:HB2	2.15	0.46
1:I:226:TRP:CZ2	1:I:234:SER:HB3	2.51	0.46

*Continued on next page...*

*Continued from previous page...*

Atom-1	Atom-2	Interatomic distance (Å)	Clash overlap (Å)
1:J:585:ALA:O	1:J:586:LYS:HB2	2.16	0.46
1:K:206:TRP:CZ3	1:K:211:HIS:HB3	2.51	0.46
1:K:248:SER:OG	1:K:371:THR:HA	2.16	0.46
1:K:378:LEU:HD22	1:K:401:LEU:CD2	2.46	0.46
1:K:463:ASN:ND2	1:K:465:GLU:HB2	2.31	0.46
1:K:515:GLU:OE1	1:L:245:LYS:HE2	2.15	0.46
1:L:422:ASN:HD22	1:L:432:ILE:CG1	2.28	0.46
1:M:270:ILE:HG23	1:M:270:ILE:O	2.15	0.46
1:M:660:TYR:CE1	1:M:661:ASP:HB3	2.50	0.46
1:O:226:TRP:CZ2	1:O:234:SER:HB3	2.51	0.46
1:A:468:ARG:HH12	1:O:232:PRO:HA	1.81	0.45
1:A:533:PHE:HB3	1:A:540:LEU:CD1	2.46	0.45
1:B:502:GLU:O	1:B:503:ARG:HG2	2.16	0.45
1:C:260:PRO:HB2	1:C:456:TYR:CD1	2.51	0.45
1:E:521:MET:HG3	1:E:583:LEU:HD12	1.97	0.45
1:G:206:TRP:CZ3	1:G:211:HIS:HB3	2.51	0.45
1:H:319:SER:CA	1:I:414:LYS:CG	2.82	0.45
1:I:459:ILE:HG12	1:I:477:TRP:NE1	2.31	0.45
1:I:502:GLU:O	1:I:503:ARG:HG2	2.16	0.45
1:J:206:TRP:CZ3	1:J:211:HIS:HB3	2.51	0.45
1:J:261:ILE:HG22	1:J:369:THR:HG23	1.98	0.45
1:J:482:PRO:HB3	1:K:246:ASN:HD21	1.81	0.45
1:K:364:ILE:CD1	1:K:419:ILE:HB	2.46	0.45
1:K:584:ASN:HB2	1:K:587:MET:HE3	1.97	0.45
1:L:248:SER:OG	1:L:371:THR:HA	2.16	0.45
1:M:364:ILE:CD1	1:M:419:ILE:HB	2.46	0.45
1:O:498:LEU:HD22	1:O:498:LEU:N	2.30	0.45
1:A:226:TRP:CZ2	1:A:234:SER:HB3	2.51	0.45
1:B:248:SER:OG	1:B:371:THR:HA	2.16	0.45
1:B:521:MET:HG3	1:B:583:LEU:HD12	1.97	0.45
1:C:313:PHE:HA	1:C:319:SER:HB2	1.97	0.45
1:C:554:PHE:HB3	1:C:558:THR:HB	1.97	0.45
1:C:717:SER:C	1:C:719:ASN:H	2.20	0.45
1:D:206:TRP:CZ3	1:D:211:HIS:HB3	2.51	0.45
1:D:226:TRP:CZ2	1:D:234:SER:HB3	2.51	0.45
1:D:248:SER:OG	1:D:371:THR:HA	2.16	0.45
1:D:521:MET:HG3	1:D:583:LEU:HD12	1.97	0.45
1:E:642:TYR:HD1	1:E:699:TYR:O	1.98	0.45
1:G:260:PRO:HB2	1:G:456:TYR:CD1	2.51	0.45
1:I:324:PHE:HE1	1:I:588:ASN:CB	2.25	0.45
1:J:189:VAL:HG13	1:K:199:LYS:CB	2.46	0.45

*Continued on next page...*

*Continued from previous page...*

Atom-1	Atom-2	Interatomic distance (Å)	Clash overlap (Å)
1:J:298:THR:HB	1:J:601:ASN:HD22	1.81	0.45
1:J:717:SER:C	1:J:719:ASN:H	2.20	0.45
1:K:306:ASN:HA	1:L:669:ARG:HD3	1.97	0.45
1:L:185:ASP:O	1:L:186:SER:C	2.54	0.45
1:L:459:ILE:HG12	1:L:477:TRP:NE1	2.31	0.45
1:L:585:ALA:O	1:L:586:LYS:HB2	2.16	0.45
1:M:260:PRO:HB2	1:M:456:TYR:CD1	2.51	0.45
1:M:585:ALA:O	1:M:586:LYS:HB2	2.16	0.45
1:M:606:GLY:CA	1:M:638:ILE:HD12	2.39	0.45
1:O:185:ASP:O	1:O:186:SER:C	2.54	0.45
1:O:207:ILE:N	1:O:211:HIS:HD2	2.13	0.45
1:B:232:PRO:HA	1:C:468:ARG:HH12	1.80	0.45
1:B:606:GLY:CA	1:B:638:ILE:HD12	2.39	0.45
1:C:248:SER:OG	1:C:371:THR:HA	2.16	0.45
1:C:422:ASN:HD22	1:C:432:ILE:CG1	2.28	0.45
1:D:472:ASP:C	1:D:474:GLY:H	2.18	0.45
1:E:439:PHE:C	1:E:439:PHE:CD1	2.89	0.45
1:F:226:TRP:CZ2	1:F:234:SER:HB3	2.51	0.45
1:F:253:HIS:CE1	1:F:255:LEU:H	2.33	0.45
1:G:261:ILE:HG22	1:G:369:THR:HG23	1.98	0.45
1:G:364:ILE:CD1	1:G:419:ILE:HB	2.46	0.45
1:H:378:LEU:HD22	1:H:401:LEU:CD2	2.46	0.45
1:H:521:MET:HG3	1:H:583:LEU:HD12	1.97	0.45
1:H:717:SER:C	1:H:719:ASN:H	2.20	0.45
1:I:189:VAL:HG13	1:J:199:LYS:HG3	1.98	0.45
1:I:378:LEU:HD22	1:I:401:LEU:CD2	2.46	0.45
1:I:476:ASN:OD1	1:I:478:SER:HB2	2.15	0.45
1:J:260:PRO:HB2	1:J:456:TYR:CD1	2.51	0.45
1:J:472:ASP:C	1:J:474:GLY:H	2.18	0.45
1:K:585:ALA:O	1:K:586:LYS:HB2	2.16	0.45
1:L:260:PRO:HB2	1:L:456:TYR:CD1	2.51	0.45
1:L:364:ILE:CD1	1:L:419:ILE:HB	2.46	0.45
1:M:458:ASN:HA	1:M:476:ASN:HA	1.99	0.45
1:M:717:SER:C	1:M:719:ASN:H	2.20	0.45
1:O:260:PRO:HB2	1:O:456:TYR:CD1	2.51	0.45
1:A:259:TYR:HD2	1:A:259:TYR:N	2.09	0.45
1:A:585:ALA:O	1:A:586:LYS:HB2	2.16	0.45
1:D:195:ASP:O	1:D:202:PHE:N	2.43	0.45
1:D:258:ALA:HA	1:D:371:THR:HG1	1.80	0.45
1:D:260:PRO:HB2	1:D:456:TYR:CD1	2.51	0.45
1:E:206:TRP:CZ3	1:E:211:HIS:HB3	2.51	0.45

*Continued on next page...*

*Continued from previous page...*

Atom-1	Atom-2	Interatomic distance (Å)	Clash overlap (Å)
1:E:248:SER:OG	1:E:371:THR:HA	2.16	0.45
1:F:207:ILE:N	1:F:211:HIS:HD2	2.13	0.45
1:F:458:ASN:HA	1:F:476:ASN:HA	1.99	0.45
1:F:612:VAL:O	1:F:616:HIS:ND1	2.46	0.45
1:G:248:SER:OG	1:G:371:THR:HA	2.16	0.45
1:G:378:LEU:HD22	1:G:401:LEU:CD2	2.46	0.45
1:G:717:SER:C	1:G:719:ASN:H	2.20	0.45
1:H:207:ILE:N	1:H:211:HIS:HD2	2.13	0.45
1:H:364:ILE:CD1	1:H:419:ILE:HB	2.46	0.45
1:J:207:ILE:N	1:J:211:HIS:HD2	2.13	0.45
1:J:554:PHE:HB3	1:J:558:THR:HB	1.97	0.45
1:J:584:ASN:HB2	1:J:587:MET:HE3	1.98	0.45
1:L:226:TRP:CZ2	1:L:234:SER:HB3	2.51	0.45
1:M:324:PHE:HE1	1:M:588:ASN:CB	2.25	0.45
1:A:245:LYS:CE	1:O:512:ASP:OD1	2.57	0.45
1:B:585:ALA:O	1:B:586:LYS:HB2	2.16	0.45
1:B:717:SER:C	1:B:719:ASN:H	2.20	0.45
1:C:206:TRP:CZ3	1:C:211:HIS:HB3	2.51	0.45
1:C:298:THR:HB	1:C:601:ASN:HD22	1.80	0.45
1:D:324:PHE:HE1	1:D:588:ASN:CB	2.25	0.45
1:D:395:LYS:O	1:D:396:ALA:C	2.53	0.45
1:E:185:ASP:O	1:E:186:SER:C	2.54	0.45
1:E:717:SER:C	1:E:719:ASN:H	2.20	0.45
1:F:260:PRO:HB2	1:F:456:TYR:CD1	2.51	0.45
1:F:401:LEU:C	1:F:401:LEU:HD12	2.36	0.45
1:F:521:MET:HG3	1:F:583:LEU:HD12	1.97	0.45
1:H:585:ALA:O	1:H:586:LYS:HB2	2.16	0.45
1:I:253:HIS:HA	1:I:254:PRO:HD3	1.82	0.45
1:I:311:ALA:HA	1:J:668:LEU:CD2	2.43	0.45
1:K:185:ASP:O	1:K:186:SER:C	2.54	0.45
1:K:459:ILE:HG12	1:K:477:TRP:NE1	2.31	0.45
1:K:521:MET:HG3	1:K:583:LEU:HD12	1.97	0.45
1:L:206:TRP:CZ3	1:L:211:HIS:HB3	2.51	0.45
1:L:243:ILE:CG1	1:L:244:ASP:N	2.75	0.45
1:L:261:ILE:HG22	1:L:369:THR:HG23	1.98	0.45
1:L:439:PHE:CD1	1:L:439:PHE:C	2.89	0.45
1:L:458:ASN:HA	1:L:476:ASN:HA	1.99	0.45
1:L:642:TYR:HD1	1:L:699:TYR:O	1.98	0.45
1:M:185:ASP:O	1:M:186:SER:C	2.54	0.45
1:B:185:ASP:O	1:B:186:SER:C	2.54	0.45
1:B:189:VAL:HG13	1:C:199:LYS:CG	2.46	0.45

*Continued on next page...*

*Continued from previous page...*

Atom-1	Atom-2	Interatomic distance (Å)	Clash overlap (Å)
1:B:458:ASN:ND2	1:B:476:ASN:HB2	2.27	0.45
1:C:585:ALA:O	1:C:586:LYS:HB2	2.16	0.45
1:C:627:LEU:HD11	1:C:727:PHE:CD2	2.52	0.45
1:D:403:GLN:HE21	1:D:403:GLN:N	2.05	0.45
1:E:195:ASP:HB2	1:E:216:LEU:HD11	1.99	0.45
1:E:261:ILE:HG22	1:E:369:THR:HG23	1.98	0.45
1:H:226:TRP:CZ2	1:H:234:SER:HB3	2.51	0.45
1:H:491:ILE:HG12	1:H:589:ILE:HB	1.99	0.45
1:I:458:ASN:HA	1:I:476:ASN:HA	1.99	0.45
1:I:644:VAL:HG21	1:I:678:PHE:CD1	2.50	0.45
1:J:248:SER:OG	1:J:371:THR:HA	2.16	0.45
1:L:479:GLU:OE1	1:M:470:ARG:HA	2.17	0.45
1:L:660:TYR:CE1	1:L:661:ASP:HB3	2.50	0.45
1:O:239:VAL:HG23	1:O:240:THR:N	2.32	0.45
1:O:240:THR:HG23	1:O:242:ARG:HG3	1.99	0.45
1:O:364:ILE:CD1	1:O:419:ILE:HB	2.46	0.45
1:O:378:LEU:HD22	1:O:401:LEU:CD2	2.46	0.45
1:A:240:THR:HG23	1:A:242:ARG:HG3	1.99	0.45
1:B:195:ASP:O	1:B:202:PHE:N	2.43	0.45
1:B:239:VAL:HG23	1:B:240:THR:N	2.32	0.45
1:B:272:SER:CA	1:B:350:MET:HE3	2.47	0.45
1:C:398:GLU:C	1:C:400:GLN:H	2.20	0.45
1:D:235:ASP:O	1:D:239:VAL:HG22	2.17	0.45
1:D:253:HIS:CE1	1:D:255:LEU:H	2.33	0.45
1:D:459:ILE:HG12	1:D:477:TRP:NE1	2.31	0.45
1:E:480:VAL:HG22	1:F:468:ARG:HD3	1.99	0.45
1:E:627:LEU:HD11	1:E:727:PHE:CD2	2.52	0.45
1:F:261:ILE:HG22	1:F:369:THR:HG23	1.98	0.45
1:G:239:VAL:HG23	1:G:240:THR:N	2.32	0.45
1:G:584:ASN:HB2	1:G:587:MET:HE3	1.99	0.45
1:H:195:ASP:HB2	1:H:216:LEU:HD11	1.99	0.45
1:H:239:VAL:HG23	1:H:240:THR:N	2.32	0.45
1:H:298:THR:HB	1:H:601:ASN:HD22	1.80	0.45
1:H:483:GLN:NE2	1:I:469:VAL:HG21	2.30	0.45
1:I:319:SER:O	1:I:321:SER:N	2.48	0.45
1:I:364:ILE:CD1	1:I:419:ILE:HB	2.46	0.45
1:J:235:ASP:O	1:J:239:VAL:HG22	2.17	0.45
1:L:258:ALA:HA	1:L:371:THR:HG1	1.80	0.45
1:M:627:LEU:HD11	1:M:727:PHE:CD2	2.52	0.45
1:O:585:ALA:O	1:O:586:LYS:HB2	2.16	0.45
1:O:717:SER:C	1:O:719:ASN:H	2.20	0.45

*Continued on next page...*

*Continued from previous page...*

Atom-1	Atom-2	Interatomic distance (Å)	Clash overlap (Å)
1:A:195:ASP:HB2	1:A:216:LEU:HD11	1.99	0.45
1:A:364:ILE:HD12	1:A:364:ILE:C	2.37	0.45
1:A:364:ILE:CD1	1:A:419:ILE:HB	2.46	0.45
1:B:421:LEU:O	1:B:422:ASN:C	2.55	0.45
1:B:458:ASN:HA	1:B:476:ASN:HA	1.99	0.45
1:C:364:ILE:CD1	1:C:419:ILE:HB	2.46	0.45
1:D:195:ASP:HB2	1:D:216:LEU:HD11	1.99	0.45
1:E:458:ASN:HA	1:E:476:ASN:HA	1.99	0.45
1:E:533:PHE:HB3	1:E:540:LEU:CD1	2.46	0.45
1:E:585:ALA:O	1:E:586:LYS:HB2	2.16	0.45
1:F:627:LEU:HD11	1:F:727:PHE:CD2	2.52	0.45
1:G:185:ASP:O	1:G:186:SER:C	2.54	0.45
1:G:195:ASP:O	1:G:202:PHE:N	2.43	0.45
1:G:269:ILE:HG22	1:G:362:ALA:CB	2.44	0.45
1:G:298:THR:HB	1:G:601:ASN:HD22	1.80	0.45
1:G:458:ASN:HA	1:G:476:ASN:HA	1.99	0.45
1:H:206:TRP:CZ3	1:H:211:HIS:HB3	2.51	0.45
1:H:364:ILE:HD12	1:H:364:ILE:C	2.37	0.45
1:I:195:ASP:HB2	1:I:216:LEU:HD11	1.99	0.45
1:J:421:LEU:O	1:J:422:ASN:C	2.55	0.45
1:J:458:ASN:HA	1:J:476:ASN:HA	1.99	0.45
1:K:195:ASP:HB2	1:K:216:LEU:HD11	1.99	0.45
1:K:226:TRP:CZ2	1:K:234:SER:HB3	2.51	0.45
1:K:261:ILE:HG22	1:K:369:THR:HG23	1.98	0.45
1:L:239:VAL:HG23	1:L:240:THR:N	2.32	0.45
1:L:627:LEU:HD11	1:L:727:PHE:CD2	2.52	0.45
1:L:717:SER:C	1:L:719:ASN:H	2.20	0.45
1:O:235:ASP:O	1:O:239:VAL:HG22	2.17	0.45
1:O:248:SER:OG	1:O:371:THR:HA	2.16	0.45
1:O:261:ILE:HG22	1:O:369:THR:HG23	1.98	0.45
1:A:421:LEU:O	1:A:422:ASN:C	2.55	0.45
1:B:189:VAL:HG13	1:C:199:LYS:HB2	1.99	0.45
1:B:231:ASP:HA	1:B:484:ILE:HD11	1.99	0.45
1:B:235:ASP:O	1:B:239:VAL:HG22	2.17	0.45
1:B:364:ILE:HD12	1:B:364:ILE:C	2.37	0.45
1:C:185:ASP:O	1:C:186:SER:C	2.54	0.45
1:C:226:TRP:CZ2	1:C:234:SER:HB3	2.51	0.45
1:C:231:ASP:HA	1:C:484:ILE:HD11	1.99	0.45
1:D:231:ASP:HA	1:D:484:ILE:HD11	1.99	0.45
1:D:398:GLU:C	1:D:400:GLN:H	2.20	0.45
1:D:717:SER:C	1:D:719:ASN:H	2.20	0.45

*Continued on next page...*

*Continued from previous page...*

Atom-1	Atom-2	Interatomic distance (Å)	Clash overlap (Å)
1:E:239:VAL:HG23	1:E:240:THR:N	2.32	0.45
1:F:239:VAL:HG23	1:F:240:THR:N	2.32	0.45
1:F:585:ALA:O	1:F:586:LYS:HB2	2.16	0.45
1:F:717:SER:C	1:F:719:ASN:H	2.20	0.45
1:G:240:THR:HG23	1:G:242:ARG:HG3	1.99	0.45
1:H:319:SER:O	1:H:321:SER:N	2.48	0.45
1:J:226:TRP:CZ2	1:J:234:SER:HB3	2.51	0.45
1:J:364:ILE:CD1	1:J:419:ILE:HB	2.46	0.45
1:J:491:ILE:HG12	1:J:589:ILE:HB	1.99	0.45
1:K:231:ASP:HA	1:K:484:ILE:HD11	1.99	0.45
1:K:380:THR:HG23	1:K:395:LYS:HG3	1.99	0.45
1:K:717:SER:C	1:K:719:ASN:H	2.20	0.45
1:M:235:ASP:O	1:M:239:VAL:HG22	2.17	0.45
1:O:606:GLY:CA	1:O:638:ILE:HD12	2.39	0.45
1:O:612:VAL:O	1:O:616:HIS:ND1	2.46	0.45
1:A:469:VAL:HG21	1:O:483:GLN:NE2	2.32	0.45
1:A:717:SER:C	1:A:719:ASN:H	2.20	0.45
1:B:364:ILE:CD1	1:B:419:ILE:HB	2.46	0.45
1:C:195:ASP:HB2	1:C:216:LEU:HD11	1.99	0.45
1:C:235:ASP:O	1:C:239:VAL:HG22	2.17	0.45
1:D:364:ILE:HD12	1:D:364:ILE:C	2.37	0.45
1:D:364:ILE:CD1	1:D:419:ILE:HB	2.46	0.45
1:D:421:LEU:O	1:D:422:ASN:C	2.55	0.45
1:D:458:ASN:HA	1:D:476:ASN:HA	1.99	0.45
1:F:235:ASP:O	1:F:239:VAL:HG22	2.17	0.45
1:F:421:LEU:O	1:F:422:ASN:C	2.55	0.45
1:F:483:GLN:HE22	1:O:245:LYS:H	1.63	0.45
1:G:364:ILE:HD12	1:G:364:ILE:C	2.37	0.45
1:H:261:ILE:HG22	1:H:369:THR:HG23	1.98	0.45
1:H:472:ASP:C	1:H:474:GLY:H	2.18	0.45
1:I:483:GLN:NE2	1:J:245:LYS:HG2	2.32	0.45
1:J:195:ASP:HB2	1:J:216:LEU:HD11	1.99	0.45
1:K:235:ASP:O	1:K:239:VAL:HG22	2.17	0.45
1:K:533:PHE:HB3	1:K:540:LEU:CD1	2.46	0.45
1:A:683:ASP:C	1:A:685:LEU:H	2.21	0.44
1:A:723:LYS:H	1:A:723:LYS:HG2	1.64	0.44
1:B:240:THR:HG23	1:B:242:ARG:HG3	1.99	0.44
1:B:398:GLU:C	1:B:400:GLN:H	2.20	0.44
1:B:584:ASN:HB2	1:B:587:MET:HE3	2.00	0.44
1:B:627:LEU:HD11	1:B:727:PHE:CD2	2.52	0.44
1:C:364:ILE:HD12	1:C:364:ILE:C	2.37	0.44

*Continued on next page...*



*Continued from previous page...*

Atom-1	Atom-2	Interatomic distance (Å)	Clash overlap (Å)
1:C:380:THR:HG23	1:C:395:LYS:HG3	2.00	0.44
1:C:421:LEU:O	1:C:422:ASN:C	2.55	0.44
1:E:398:GLU:C	1:E:400:GLN:H	2.20	0.44
1:F:364:ILE:HD12	1:F:364:ILE:C	2.37	0.44
1:F:398:GLU:C	1:F:400:GLN:H	2.20	0.44
1:F:644:VAL:HG21	1:F:678:PHE:CD1	2.50	0.44
1:G:398:GLU:C	1:G:400:GLN:H	2.20	0.44
1:H:398:GLU:C	1:H:400:GLN:H	2.20	0.44
1:I:239:VAL:HG23	1:I:240:THR:N	2.32	0.44
1:I:272:SER:CA	1:I:350:MET:HE3	2.46	0.44
1:I:364:ILE:HD12	1:I:364:ILE:C	2.37	0.44
1:I:491:ILE:HG12	1:I:589:ILE:HB	1.99	0.44
1:I:585:ALA:O	1:I:586:LYS:HB2	2.16	0.44
1:L:195:ASP:HB2	1:L:216:LEU:HD11	1.99	0.44
1:L:226:TRP:CB	1:M:466:ASN:O	2.65	0.44
1:L:298:THR:HB	1:L:601:ASN:HD22	1.81	0.44
1:L:491:ILE:HG12	1:L:589:ILE:HB	1.99	0.44
1:L:683:ASP:C	1:L:685:LEU:H	2.21	0.44
1:O:627:LEU:HD11	1:O:727:PHE:CD2	2.52	0.44
1:B:612:VAL:O	1:B:616:HIS:ND1	2.46	0.44
1:C:253:HIS:CE1	1:C:255:LEU:H	2.33	0.44
1:D:239:VAL:HG23	1:D:240:THR:N	2.32	0.44
1:D:243:ILE:CG1	1:D:244:ASP:N	2.75	0.44
1:E:226:TRP:CZ2	1:E:234:SER:HB3	2.51	0.44
1:E:584:ASN:HB2	1:E:587:MET:HE3	2.00	0.44
1:F:195:ASP:HB2	1:F:216:LEU:HD11	1.99	0.44
1:F:248:SER:OG	1:F:371:THR:HA	2.16	0.44
1:F:298:THR:HB	1:F:601:ASN:HD22	1.80	0.44
1:G:627:LEU:HD11	1:G:727:PHE:CD2	2.52	0.44
1:H:240:THR:HG23	1:H:242:ARG:HG3	1.99	0.44
1:H:458:ASN:HA	1:H:476:ASN:HA	1.99	0.44
1:I:306:ASN:HA	1:J:669:ARG:HD3	1.99	0.44
1:I:717:SER:C	1:I:719:ASN:H	2.20	0.44
1:J:195:ASP:O	1:J:202:PHE:N	2.43	0.44
1:J:231:ASP:HA	1:J:484:ILE:HD11	1.99	0.44
1:J:364:ILE:HD12	1:J:364:ILE:C	2.37	0.44
1:J:398:GLU:C	1:J:400:GLN:H	2.21	0.44
1:J:683:ASP:C	1:J:685:LEU:H	2.21	0.44
1:J:725:LEU:HD23	1:J:725:LEU:C	2.38	0.44
1:K:239:VAL:HG23	1:K:240:THR:N	2.32	0.44
1:K:307:ALA:O	1:L:669:ARG:HA	2.17	0.44

*Continued on next page...*

*Continued from previous page...*

Atom-1	Atom-2	Interatomic distance (Å)	Clash overlap (Å)
1:K:491:ILE:HG12	1:K:589:ILE:HB	1.99	0.44
1:L:207:ILE:HB	1:L:211:HIS:CD2	2.53	0.44
1:L:235:ASP:O	1:L:239:VAL:HG22	2.17	0.44
1:L:253:HIS:HA	1:L:254:PRO:HD3	1.83	0.44
1:L:454:GLN:HA	1:L:456:TYR:HE2	1.82	0.44
1:M:248:SER:OG	1:M:371:THR:HA	2.16	0.44
1:O:364:ILE:HD12	1:O:364:ILE:C	2.37	0.44
1:O:725:LEU:HD23	1:O:725:LEU:C	2.38	0.44
1:A:235:ASP:O	1:A:239:VAL:HG22	2.17	0.44
1:A:466:ASN:O	1:O:226:TRP:CB	2.61	0.44
1:B:491:ILE:HG12	1:B:589:ILE:HB	1.99	0.44
1:C:378:LEU:HD22	1:C:401:LEU:CD2	2.46	0.44
1:C:691:ASN:C	1:C:693:ASN:H	2.21	0.44
1:D:253:HIS:ND1	1:D:253:HIS:C	2.71	0.44
1:D:269:ILE:HG22	1:D:362:ALA:CB	2.44	0.44
1:E:231:ASP:HA	1:E:484:ILE:HD11	1.99	0.44
1:E:253:HIS:CE1	1:E:255:LEU:H	2.33	0.44
1:E:253:HIS:ND1	1:E:253:HIS:C	2.71	0.44
1:E:272:SER:CA	1:E:350:MET:HE3	2.47	0.44
1:E:421:LEU:O	1:E:422:ASN:C	2.55	0.44
1:F:512:ASP:OD1	1:O:245:LYS:CE	2.56	0.44
1:G:253:HIS:CE1	1:G:255:LEU:H	2.33	0.44
1:G:421:LEU:O	1:G:422:ASN:C	2.55	0.44
1:G:491:ILE:HG12	1:G:589:ILE:HB	1.99	0.44
1:H:207:ILE:HB	1:H:211:HIS:CD2	2.53	0.44
1:I:240:THR:HG23	1:I:242:ARG:HG3	1.99	0.44
1:I:269:ILE:HG22	1:I:362:ALA:CB	2.44	0.44
1:I:627:LEU:HD11	1:I:727:PHE:CD2	2.52	0.44
1:J:240:THR:HG23	1:J:242:ARG:HG3	1.99	0.44
1:K:627:LEU:HD11	1:K:727:PHE:CD2	2.52	0.44
1:L:725:LEU:HD23	1:L:725:LEU:C	2.38	0.44
1:M:223:PRO:HD2	1:M:517:THR:CG2	2.40	0.44
1:M:239:VAL:HG23	1:M:240:THR:N	2.32	0.44
1:M:683:ASP:C	1:M:685:LEU:H	2.21	0.44
1:A:207:ILE:HB	1:A:211:HIS:CD2	2.53	0.44
1:A:458:ASN:HA	1:A:476:ASN:HA	1.99	0.44
1:A:725:LEU:HD23	1:A:725:LEU:C	2.38	0.44
1:B:195:ASP:HB2	1:B:216:LEU:HD11	1.99	0.44
1:B:226:TRP:CZ2	1:B:234:SER:HB3	2.51	0.44
1:B:470:ARG:HG2	1:B:471:VAL:H	1.83	0.44
1:C:239:VAL:HG23	1:C:240:THR:N	2.32	0.44

*Continued on next page...*

*Continued from previous page...*

Atom-1	Atom-2	Interatomic distance (Å)	Clash overlap (Å)
1:C:683:ASP:C	1:C:685:LEU:H	2.21	0.44
1:D:627:LEU:HD11	1:D:727:PHE:CD2	2.52	0.44
1:F:240:THR:HG23	1:F:242:ARG:HG3	1.99	0.44
1:F:491:ILE:HG12	1:F:589:ILE:HB	1.99	0.44
1:G:207:ILE:HB	1:G:211:HIS:CD2	2.53	0.44
1:G:380:THR:HG23	1:G:395:LYS:HG3	2.00	0.44
1:H:627:LEU:HD11	1:H:727:PHE:CD2	2.52	0.44
1:I:253:HIS:ND1	1:I:253:HIS:C	2.71	0.44
1:I:683:ASP:C	1:I:685:LEU:H	2.21	0.44
1:J:207:ILE:HB	1:J:211:HIS:CD2	2.53	0.44
1:J:325:SER:OG	1:K:415:ASN:ND2	2.50	0.44
1:J:627:LEU:HD11	1:J:727:PHE:CD2	2.52	0.44
1:K:683:ASP:C	1:K:685:LEU:H	2.21	0.44
1:L:240:THR:HG23	1:L:242:ARG:HG3	1.99	0.44
1:L:364:ILE:HD12	1:L:364:ILE:C	2.37	0.44
1:L:421:LEU:O	1:L:422:ASN:C	2.55	0.44
1:M:226:TRP:CZ2	1:M:234:SER:HB3	2.51	0.44
1:M:231:ASP:HA	1:M:484:ILE:HD11	1.99	0.44
1:M:491:ILE:HG12	1:M:589:ILE:HB	1.99	0.44
1:O:584:ASN:HB2	1:O:587:MET:HE3	2.00	0.44
1:O:683:ASP:C	1:O:685:LEU:H	2.21	0.44
1:A:206:TRP:CZ3	1:A:211:HIS:HB3	2.51	0.44
1:A:239:VAL:HG23	1:A:240:THR:N	2.32	0.44
1:A:243:ILE:CG1	1:A:244:ASP:N	2.75	0.44
1:B:558:THR:HG23	1:B:587:MET:CG	2.48	0.44
1:C:223:PRO:HD2	1:C:517:THR:CG2	2.40	0.44
1:D:612:VAL:O	1:D:616:HIS:ND1	2.46	0.44
1:F:253:HIS:C	1:F:253:HIS:ND1	2.71	0.44
1:I:398:GLU:C	1:I:400:GLN:H	2.20	0.44
1:I:725:LEU:HD23	1:I:725:LEU:C	2.38	0.44
1:J:239:VAL:HG23	1:J:240:THR:N	2.32	0.44
1:K:458:ASN:HA	1:K:476:ASN:HA	1.99	0.44
1:K:606:GLY:CA	1:K:638:ILE:HD12	2.39	0.44
1:L:691:ASN:C	1:L:693:ASN:H	2.21	0.44
1:M:240:THR:HG23	1:M:242:ARG:HG3	1.99	0.44
1:M:364:ILE:HD12	1:M:364:ILE:C	2.37	0.44
1:M:380:THR:HG23	1:M:395:LYS:HG3	2.00	0.44
1:M:533:PHE:HB3	1:M:540:LEU:CD1	2.46	0.44
1:M:725:LEU:HD23	1:M:725:LEU:C	2.38	0.44
1:O:380:THR:HG23	1:O:395:LYS:HG3	2.00	0.44
1:O:421:LEU:O	1:O:422:ASN:C	2.55	0.44

*Continued on next page...*

*Continued from previous page...*

Atom-1	Atom-2	Interatomic distance (Å)	Clash overlap (Å)
1:B:516:THR:HB	1:C:196:VAL:HG11	2.00	0.44
1:B:725:LEU:HD23	1:B:725:LEU:C	2.38	0.44
1:C:189:VAL:HG13	1:D:199:LYS:CB	2.48	0.44
1:C:207:ILE:HB	1:C:211:HIS:CD2	2.53	0.44
1:D:470:ARG:HG2	1:D:471:VAL:H	1.83	0.44
1:E:235:ASP:O	1:E:239:VAL:HG22	2.17	0.44
1:E:319:SER:O	1:E:321:SER:N	2.48	0.44
1:E:470:ARG:HG2	1:E:471:VAL:H	1.83	0.44
1:E:589:ILE:HG22	1:E:590:LEU:N	2.33	0.44
1:E:683:ASP:C	1:E:685:LEU:H	2.21	0.44
1:E:701:VAL:HG12	1:E:706:THR:HB	2.00	0.44
1:F:558:THR:HG23	1:F:587:MET:CG	2.48	0.44
1:F:600:ARG:HG2	1:F:600:ARG:NH1	2.33	0.44
1:G:235:ASP:O	1:G:239:VAL:HG22	2.17	0.44
1:G:306:ASN:HA	1:H:669:ARG:CB	2.47	0.44
1:G:691:ASN:C	1:G:693:ASN:H	2.21	0.44
1:H:513:PRO:HB2	1:I:240:THR:O	2.17	0.44
1:I:421:LEU:O	1:I:422:ASN:C	2.55	0.44
1:I:691:ASN:C	1:I:693:ASN:H	2.21	0.44
1:K:195:ASP:O	1:K:202:PHE:N	2.43	0.44
1:K:364:ILE:HD12	1:K:364:ILE:C	2.37	0.44
1:K:558:THR:HG23	1:K:587:MET:CG	2.48	0.44
1:K:701:VAL:HG12	1:K:706:THR:HB	2.00	0.44
1:O:398:GLU:C	1:O:400:GLN:H	2.20	0.44
1:O:491:ILE:HG12	1:O:589:ILE:HB	1.99	0.44
1:O:600:ARG:HG2	1:O:600:ARG:NH1	2.33	0.44
1:O:691:ASN:C	1:O:693:ASN:H	2.21	0.44
1:A:627:LEU:HD11	1:A:727:PHE:CD2	2.52	0.44
1:B:643:ILE:O	1:B:698:VAL:HA	2.18	0.44
1:B:691:ASN:C	1:B:693:ASN:H	2.21	0.44
1:C:240:THR:HG23	1:C:242:ARG:HG3	1.99	0.44
1:C:644:VAL:HG21	1:C:678:PHE:CD1	2.50	0.44
1:D:683:ASP:C	1:D:685:LEU:H	2.21	0.44
1:E:723:LYS:H	1:E:723:LYS:HG2	1.64	0.44
1:G:644:VAL:HG21	1:G:678:PHE:CD1	2.50	0.44
1:H:644:VAL:HG21	1:H:678:PHE:CD1	2.50	0.44
1:I:612:VAL:O	1:I:616:HIS:ND1	2.46	0.44
1:J:643:ILE:O	1:J:698:VAL:HA	2.18	0.44
1:K:240:THR:HG23	1:K:242:ARG:HG3	1.99	0.44
1:K:421:LEU:O	1:K:422:ASN:C	2.55	0.44
1:K:725:LEU:C	1:K:725:LEU:HD23	2.38	0.44

*Continued on next page...*

*Continued from previous page...*

Atom-1	Atom-2	Interatomic distance (Å)	Clash overlap (Å)
1:L:606:GLY:CA	1:L:638:ILE:HD12	2.39	0.44
1:L:703:LYS:O	1:L:706:THR:HG22	2.18	0.44
1:M:195:ASP:HB2	1:M:216:LEU:HD11	1.99	0.44
1:O:195:ASP:O	1:O:202:PHE:N	2.43	0.44
1:O:195:ASP:HB2	1:O:216:LEU:HD11	1.99	0.44
1:O:253:HIS:C	1:O:253:HIS:ND1	2.71	0.44
1:O:558:THR:HG23	1:O:587:MET:CG	2.48	0.44
1:A:245:LYS:H	1:O:483:GLN:HE22	1.64	0.44
1:A:606:GLY:CA	1:A:638:ILE:HD12	2.39	0.44
1:A:691:ASN:C	1:A:693:ASN:H	2.21	0.44
1:C:491:ILE:HG12	1:C:589:ILE:HB	1.99	0.44
1:C:558:THR:HG23	1:C:587:MET:CG	2.48	0.44
1:C:703:LYS:O	1:C:706:THR:HG22	2.18	0.44
1:C:725:LEU:C	1:C:725:LEU:HD23	2.38	0.44
1:D:600:ARG:HG2	1:D:600:ARG:NH1	2.33	0.44
1:E:207:ILE:HB	1:E:211:HIS:CD2	2.53	0.44
1:E:691:ASN:C	1:E:693:ASN:H	2.21	0.44
1:F:725:LEU:HD23	1:F:725:LEU:C	2.38	0.44
1:G:701:VAL:HG12	1:G:706:THR:HB	2.00	0.44
1:H:380:THR:HG23	1:H:395:LYS:HG3	2.00	0.44
1:H:558:THR:HG23	1:H:587:MET:CG	2.48	0.44
1:I:600:ARG:HG2	1:I:600:ARG:NH1	2.33	0.44
1:K:311:ALA:HB2	1:L:636:ARG:NH1	2.32	0.44
1:K:644:VAL:HG21	1:K:678:PHE:CD1	2.50	0.44
1:K:703:LYS:O	1:K:706:THR:HG22	2.18	0.44
1:M:253:HIS:C	1:M:253:HIS:ND1	2.71	0.44
1:M:600:ARG:HG2	1:M:600:ARG:NH1	2.33	0.44
1:M:703:LYS:O	1:M:706:THR:HG22	2.18	0.44
1:A:239:VAL:O	1:O:513:PRO:HG2	2.17	0.44
1:A:374:ILE:HG23	1:A:457:GLY:H	1.83	0.44
1:A:398:GLU:C	1:A:400:GLN:H	2.20	0.44
1:A:577:VAL:O	1:A:581:ILE:HG12	2.18	0.44
1:C:458:ASN:HA	1:C:476:ASN:HA	1.99	0.44
1:D:207:ILE:HB	1:D:211:HIS:CD2	2.53	0.44
1:D:458:ASN:ND2	1:D:476:ASN:HB2	2.27	0.44
1:D:491:ILE:HG12	1:D:589:ILE:HB	1.99	0.44
1:D:577:VAL:O	1:D:581:ILE:HG12	2.18	0.44
1:D:703:LYS:O	1:D:706:THR:HG22	2.18	0.44
1:E:240:THR:HG23	1:E:242:ARG:HG3	1.99	0.44
1:E:577:VAL:O	1:E:581:ILE:HG12	2.18	0.44
1:E:725:LEU:HD23	1:E:725:LEU:C	2.38	0.44

*Continued on next page...*

*Continued from previous page...*

Atom-1	Atom-2	Interatomic distance (Å)	Clash overlap (Å)
1:F:207:ILE:HB	1:F:211:HIS:CD2	2.53	0.44
1:G:725:LEU:HD23	1:G:725:LEU:C	2.38	0.44
1:H:470:ARG:HG2	1:H:471:VAL:N	2.33	0.44
1:H:683:ASP:C	1:H:685:LEU:H	2.21	0.44
1:H:691:ASN:C	1:H:693:ASN:H	2.21	0.44
1:I:643:ILE:O	1:I:698:VAL:HA	2.18	0.44
1:K:398:GLU:C	1:K:400:GLN:H	2.20	0.44
1:K:470:ARG:HG2	1:K:471:VAL:H	1.83	0.44
1:M:470:ARG:HG2	1:M:471:VAL:H	1.83	0.44
1:M:521:MET:HA	1:M:521:MET:CE	2.31	0.44
1:M:584:ASN:HB2	1:M:587:MET:HE3	2.00	0.44
1:M:701:VAL:HG12	1:M:706:THR:HB	2.00	0.44
1:O:324:PHE:HE1	1:O:588:ASN:CB	2.25	0.44
1:O:374:ILE:HG23	1:O:457:GLY:H	1.83	0.44
1:A:558:THR:HG23	1:A:587:MET:CG	2.48	0.43
1:B:683:ASP:C	1:B:685:LEU:H	2.21	0.43
1:C:374:ILE:HG23	1:C:457:GLY:H	1.83	0.43
1:C:577:VAL:O	1:C:581:ILE:HG12	2.18	0.43
1:D:189:VAL:HG13	1:E:199:LYS:HB2	2.00	0.43
1:D:380:THR:HG23	1:D:395:LYS:HG3	2.00	0.43
1:D:643:ILE:O	1:D:698:VAL:HA	2.18	0.43
1:D:701:VAL:HG12	1:D:706:THR:HB	2.00	0.43
1:E:643:ILE:O	1:E:698:VAL:HA	2.18	0.43
1:F:691:ASN:C	1:F:693:ASN:H	2.21	0.43
1:G:253:HIS:CE1	1:G:255:LEU:HG	2.46	0.43
1:G:470:ARG:HG2	1:G:471:VAL:N	2.33	0.43
1:I:374:ILE:HG23	1:I:457:GLY:H	1.83	0.43
1:I:558:THR:HG23	1:I:587:MET:CG	2.48	0.43
1:J:185:ASP:O	1:J:186:SER:C	2.54	0.43
1:J:374:ILE:HG23	1:J:457:GLY:H	1.83	0.43
1:J:470:ARG:HG2	1:J:471:VAL:N	2.33	0.43
1:L:398:GLU:C	1:L:400:GLN:H	2.20	0.43
1:O:223:PRO:HD2	1:O:517:THR:CG2	2.40	0.43
1:A:231:ASP:HA	1:A:484:ILE:HD11	1.99	0.43
1:A:380:THR:HG23	1:A:395:LYS:HG3	2.00	0.43
1:B:319:SER:HA	1:C:414:LYS:HG3	1.99	0.43
1:B:600:ARG:HG2	1:B:600:ARG:NH1	2.33	0.43
1:C:253:HIS:HA	1:C:254:PRO:HD3	1.82	0.43
1:D:644:VAL:HG21	1:D:678:PHE:CD1	2.50	0.43
1:D:725:LEU:HD23	1:D:725:LEU:C	2.38	0.43
1:E:600:ARG:HG2	1:E:600:ARG:NH1	2.33	0.43

*Continued on next page...*

*Continued from previous page...*

Atom-1	Atom-2	Interatomic distance (Å)	Clash overlap (Å)
1:G:558:THR:HG23	1:G:587:MET:CG	2.48	0.43
1:G:683:ASP:C	1:G:685:LEU:H	2.21	0.43
1:H:231:ASP:HA	1:H:484:ILE:HD11	1.99	0.43
1:H:235:ASP:O	1:H:239:VAL:HG22	2.17	0.43
1:H:253:HIS:C	1:H:253:HIS:ND1	2.71	0.43
1:H:421:LEU:O	1:H:422:ASN:C	2.55	0.43
1:H:589:ILE:HG22	1:H:590:LEU:N	2.33	0.43
1:I:253:HIS:CE1	1:I:255:LEU:HG	2.46	0.43
1:I:470:ARG:HG2	1:I:471:VAL:H	1.83	0.43
1:I:470:ARG:HG2	1:I:471:VAL:N	2.33	0.43
1:I:701:VAL:HG12	1:I:706:THR:HB	2.00	0.43
1:J:226:TRP:HB2	1:K:466:ASN:O	2.18	0.43
1:J:253:HIS:CE1	1:J:255:LEU:H	2.33	0.43
1:J:380:THR:HG23	1:J:395:LYS:HG3	2.00	0.43
1:J:558:THR:HG23	1:J:587:MET:CG	2.48	0.43
1:J:606:GLY:CA	1:J:638:ILE:HD12	2.39	0.43
1:K:253:HIS:ND1	1:K:253:HIS:C	2.71	0.43
1:K:589:ILE:HG22	1:K:590:LEU:N	2.33	0.43
1:K:600:ARG:HG2	1:K:600:ARG:NH1	2.33	0.43
1:K:643:ILE:O	1:K:698:VAL:HA	2.18	0.43
1:L:577:VAL:O	1:L:581:ILE:HG12	2.18	0.43
1:M:261:ILE:HG22	1:M:369:THR:HG23	1.98	0.43
1:M:644:VAL:HG21	1:M:678:PHE:CD1	2.50	0.43
1:O:470:ARG:HG2	1:O:471:VAL:H	1.83	0.43
1:O:577:VAL:O	1:O:581:ILE:HG12	2.18	0.43
1:O:703:LYS:O	1:O:706:THR:HG22	2.18	0.43
1:B:253:HIS:HA	1:B:254:PRO:HD3	1.82	0.43
1:C:189:VAL:HG13	1:D:199:LYS:CG	2.49	0.43
1:D:240:THR:HG23	1:D:242:ARG:HG3	1.99	0.43
1:E:491:ILE:HG12	1:E:589:ILE:HB	1.99	0.43
1:E:644:VAL:HG21	1:E:678:PHE:CD1	2.50	0.43
1:F:470:ARG:HG2	1:F:471:VAL:H	1.83	0.43
1:F:703:LYS:O	1:F:706:THR:HG22	2.18	0.43
1:H:470:ARG:HG2	1:H:471:VAL:H	1.83	0.43
1:H:480:VAL:HG22	1:I:468:ARG:HD3	1.99	0.43
1:I:235:ASP:O	1:I:239:VAL:HG22	2.17	0.43
1:I:533:PHE:HB3	1:I:540:LEU:CD1	2.46	0.43
1:J:253:HIS:C	1:J:253:HIS:ND1	2.71	0.43
1:J:533:PHE:HB3	1:J:540:LEU:CD1	2.46	0.43
1:J:577:VAL:O	1:J:581:ILE:HG12	2.18	0.43
1:K:309:VAL:O	1:L:668:LEU:HB3	2.19	0.43

*Continued on next page...*



*Continued from previous page...*

Atom-1	Atom-2	Interatomic distance (Å)	Clash overlap (Å)
1:L:231:ASP:HA	1:L:484:ILE:HD11	1.99	0.43
1:L:253:HIS:ND1	1:L:253:HIS:C	2.71	0.43
1:L:558:THR:HG23	1:L:587:MET:CG	2.48	0.43
1:M:207:ILE:HB	1:M:211:HIS:CD2	2.53	0.43
1:M:612:VAL:O	1:M:616:HIS:ND1	2.46	0.43
1:M:643:ILE:O	1:M:698:VAL:HA	2.18	0.43
1:A:253:HIS:ND1	1:A:253:HIS:C	2.71	0.43
1:A:470:ARG:HG2	1:A:471:VAL:N	2.33	0.43
1:A:701:VAL:HG12	1:A:706:THR:HB	2.00	0.43
1:B:207:ILE:HB	1:B:211:HIS:CD2	2.53	0.43
1:B:253:HIS:C	1:B:253:HIS:ND1	2.71	0.43
1:B:374:ILE:HG23	1:B:457:GLY:H	1.83	0.43
1:C:324:PHE:HE1	1:C:588:ASN:CB	2.25	0.43
1:C:533:PHE:HB3	1:C:540:LEU:CD1	2.46	0.43
1:D:558:THR:HG23	1:D:587:MET:CG	2.48	0.43
1:E:364:ILE:HD12	1:E:364:ILE:C	2.37	0.43
1:G:703:LYS:O	1:G:706:THR:HG22	2.18	0.43
1:H:272:SER:CA	1:H:350:MET:HE3	2.48	0.43
1:H:374:ILE:HG23	1:H:457:GLY:H	1.83	0.43
1:H:725:LEU:C	1:H:725:LEU:HD23	2.38	0.43
1:J:324:PHE:HE1	1:J:588:ASN:CB	2.24	0.43
1:M:470:ARG:HG2	1:M:471:VAL:N	2.33	0.43
1:M:577:VAL:O	1:M:581:ILE:HG12	2.18	0.43
1:M:647:GLU:OE1	1:M:695:LYS:HD3	2.19	0.43
1:O:643:ILE:O	1:O:698:VAL:HA	2.18	0.43
1:O:701:VAL:HG12	1:O:706:THR:HB	2.00	0.43
1:B:368:ASN:ND2	1:B:407:PRO:CA	2.82	0.43
1:B:577:VAL:O	1:B:581:ILE:HG12	2.18	0.43
1:C:600:ARG:HG2	1:C:600:ARG:NH1	2.33	0.43
1:C:643:ILE:O	1:C:698:VAL:HA	2.18	0.43
1:D:584:ASN:H	1:D:587:MET:HE3	1.82	0.43
1:D:691:ASN:C	1:D:693:ASN:H	2.21	0.43
1:E:647:GLU:OE1	1:E:695:LYS:HD3	2.19	0.43
1:G:271:LEU:CD2	1:G:360:LEU:HD13	2.49	0.43
1:G:374:ILE:HG23	1:G:457:GLY:H	1.83	0.43
1:G:600:ARG:HG2	1:G:600:ARG:NH1	2.33	0.43
1:H:224:GLU:HB2	1:H:517:THR:HG21	2.01	0.43
1:I:207:ILE:HB	1:I:211:HIS:CD2	2.53	0.43
1:I:383:LEU:C	1:I:383:LEU:HD23	2.39	0.43
1:K:612:VAL:O	1:K:616:HIS:ND1	2.46	0.43
1:M:691:ASN:C	1:M:693:ASN:H	2.21	0.43

*Continued on next page...*

*Continued from previous page...*

Atom-1	Atom-2	Interatomic distance (Å)	Clash overlap (Å)
1:O:224:GLU:HB2	1:O:517:THR:HG21	2.01	0.43
1:O:458:ASN:HA	1:O:476:ASN:HA	1.99	0.43
1:B:383:LEU:HD23	1:B:383:LEU:C	2.39	0.43
1:C:224:GLU:OE2	1:D:201:THR:N	2.48	0.43
1:C:253:HIS:ND1	1:C:253:HIS:C	2.71	0.43
1:C:470:ARG:HG2	1:C:471:VAL:N	2.33	0.43
1:C:584:ASN:HB2	1:C:587:MET:HE3	2.01	0.43
1:D:470:ARG:HG2	1:D:471:VAL:N	2.33	0.43
1:D:482:PRO:HB3	1:E:246:ASN:HD21	1.82	0.43
1:F:374:ILE:HG23	1:F:457:GLY:H	1.83	0.43
1:F:383:LEU:C	1:F:383:LEU:HD23	2.39	0.43
1:F:577:VAL:O	1:F:581:ILE:HG12	2.18	0.43
1:F:647:GLU:OE1	1:F:695:LYS:HD3	2.19	0.43
1:F:701:VAL:HG12	1:F:706:THR:HB	2.00	0.43
1:G:195:ASP:HB2	1:G:216:LEU:HD11	1.99	0.43
1:I:226:TRP:CG	1:J:466:ASN:O	2.72	0.43
1:J:691:ASN:C	1:J:693:ASN:H	2.21	0.43
1:J:701:VAL:HG12	1:J:706:THR:HB	2.00	0.43
1:K:207:ILE:HB	1:K:211:HIS:CD2	2.53	0.43
1:K:224:GLU:HB2	1:K:517:THR:HG21	2.01	0.43
1:K:269:ILE:HG22	1:K:362:ALA:CB	2.44	0.43
1:L:380:THR:HG23	1:L:395:LYS:HG3	2.00	0.43
1:L:643:ILE:O	1:L:698:VAL:HA	2.18	0.43
1:M:454:GLN:HA	1:M:456:TYR:HE2	1.82	0.43
1:M:558:THR:HG23	1:M:587:MET:CG	2.48	0.43
1:O:231:ASP:HA	1:O:484:ILE:HD11	1.99	0.43
1:A:224:GLU:HB2	1:A:517:THR:HG21	2.01	0.43
1:A:584:ASN:HB2	1:A:587:MET:HE3	2.01	0.43
1:C:269:ILE:HG22	1:C:362:ALA:CB	2.44	0.43
1:C:383:LEU:HD23	1:C:383:LEU:C	2.39	0.43
1:C:647:GLU:OE1	1:C:695:LYS:HD3	2.19	0.43
1:C:701:VAL:HG12	1:C:706:THR:HB	2.00	0.43
1:E:224:GLU:OE2	1:F:201:THR:N	2.48	0.43
1:E:258:ALA:HA	1:E:371:THR:HG1	1.82	0.43
1:E:558:THR:HG23	1:E:587:MET:CG	2.48	0.43
1:F:231:ASP:HA	1:F:484:ILE:HD11	1.99	0.43
1:F:381:THR:HA	1:F:452:THR:HA	2.01	0.43
1:F:480:VAL:HG22	1:O:468:ARG:HD3	2.00	0.43
1:F:683:ASP:C	1:F:685:LEU:H	2.21	0.43
1:G:253:HIS:C	1:G:253:HIS:ND1	2.71	0.43
1:H:253:HIS:HA	1:H:254:PRO:HD3	1.82	0.43

*Continued on next page...*

*Continued from previous page...*

Atom-1	Atom-2	Interatomic distance (Å)	Clash overlap (Å)
1:H:600:ARG:HG2	1:H:600:ARG:NH1	2.33	0.43
1:H:703:LYS:O	1:H:706:THR:HG22	2.18	0.43
1:I:224:GLU:HB2	1:I:517:THR:HG21	2.01	0.43
1:J:243:ILE:CG1	1:J:244:ASP:N	2.75	0.43
1:J:703:LYS:O	1:J:706:THR:HG22	2.18	0.43
1:K:647:GLU:OE1	1:K:695:LYS:HD3	2.19	0.43
1:L:589:ILE:HG22	1:L:590:LEU:N	2.33	0.43
1:L:647:GLU:OE1	1:L:695:LYS:HD3	2.19	0.43
1:M:398:GLU:C	1:M:400:GLN:H	2.20	0.43
1:M:421:LEU:O	1:M:422:ASN:C	2.55	0.43
1:O:470:ARG:HG2	1:O:471:VAL:N	2.33	0.43
1:A:223:PRO:HD2	1:A:517:THR:CG2	2.40	0.43
1:A:491:ILE:HG12	1:A:589:ILE:HB	1.99	0.43
1:B:178:ARG:NH1	1:C:200:ARG:HB3	2.34	0.43
1:B:380:THR:HG23	1:B:395:LYS:HG3	2.00	0.43
1:B:589:ILE:HG22	1:B:590:LEU:N	2.33	0.43
1:E:607:ALA:N	1:E:638:ILE:HD12	2.34	0.43
1:F:253:HIS:CE1	1:F:255:LEU:HG	2.46	0.43
1:F:643:ILE:O	1:F:698:VAL:HA	2.18	0.43
1:G:231:ASP:HA	1:G:484:ILE:HD11	1.99	0.43
1:J:224:GLU:HB2	1:J:517:THR:HG21	2.01	0.43
1:L:470:ARG:HG2	1:L:471:VAL:H	1.83	0.43
1:L:612:VAL:O	1:L:616:HIS:ND1	2.46	0.43
1:O:378:LEU:HG	1:O:379:PRO:HD2	2.01	0.43
1:B:470:ARG:HG2	1:B:471:VAL:N	2.33	0.43
1:C:254:PRO:C	1:C:255:LEU:HD23	2.40	0.43
1:C:470:ARG:HG2	1:C:471:VAL:H	1.83	0.43
1:D:647:GLU:OE1	1:D:695:LYS:HD3	2.19	0.43
1:E:381:THR:HA	1:E:452:THR:HA	2.01	0.43
1:E:703:LYS:O	1:E:706:THR:HG22	2.18	0.43
1:G:175:VAL:HA	1:G:176:PRO:HD3	1.80	0.43
1:G:306:ASN:HA	1:H:669:ARG:HD3	2.01	0.43
1:H:271:LEU:CD2	1:H:360:LEU:HD13	2.49	0.43
1:H:648:ASP:OD1	1:H:649:THR:N	2.52	0.43
1:I:703:LYS:O	1:I:706:THR:HG22	2.18	0.43
1:J:648:ASP:OD1	1:J:649:THR:N	2.52	0.43
1:K:319:SER:O	1:K:321:SER:N	2.48	0.43
1:K:381:THR:HA	1:K:452:THR:HA	2.01	0.43
1:K:577:VAL:O	1:K:581:ILE:HG12	2.18	0.43
1:K:691:ASN:C	1:K:693:ASN:H	2.21	0.43
1:L:578:LEU:HD12	1:L:578:LEU:HA	1.90	0.43

*Continued on next page...*

*Continued from previous page...*

Atom-1	Atom-2	Interatomic distance (Å)	Clash overlap (Å)
1:M:254:PRO:C	1:M:255:LEU:HD23	2.40	0.43
1:O:207:ILE:HB	1:O:211:HIS:CD2	2.53	0.43
1:O:383:LEU:HD23	1:O:383:LEU:C	2.39	0.43
1:A:600:ARG:HG2	1:A:600:ARG:NH1	2.33	0.43
1:D:381:THR:HA	1:D:452:THR:HA	2.01	0.43
1:E:380:THR:HG23	1:E:395:LYS:HG3	2.00	0.43
1:E:648:ASP:OD1	1:E:649:THR:N	2.52	0.43
1:F:470:ARG:HG2	1:F:471:VAL:N	2.33	0.43
1:G:643:ILE:O	1:G:698:VAL:HA	2.18	0.43
1:H:701:VAL:HG12	1:H:706:THR:HB	2.00	0.43
1:I:380:THR:HG23	1:I:395:LYS:HG3	2.00	0.43
1:J:589:ILE:HG22	1:J:590:LEU:N	2.33	0.43
1:L:374:ILE:HG23	1:L:457:GLY:H	1.83	0.43
1:L:533:PHE:HB3	1:L:540:LEU:CD1	2.46	0.43
1:M:378:LEU:HG	1:M:379:PRO:HD2	2.01	0.43
1:M:648:ASP:OD1	1:M:649:THR:N	2.52	0.43
1:O:243:ILE:CG1	1:O:244:ASP:N	2.75	0.43
1:A:231:ASP:N	1:A:484:ILE:HD11	2.34	0.42
1:A:368:ASN:ND2	1:A:407:PRO:CA	2.81	0.42
1:A:378:LEU:HG	1:A:379:PRO:HD2	2.01	0.42
1:A:703:LYS:O	1:A:706:THR:HG22	2.18	0.42
1:B:318:GLY:CA	1:C:410:TYR:CE1	2.97	0.42
1:B:648:ASP:OD1	1:B:649:THR:N	2.52	0.42
1:B:703:LYS:O	1:B:706:THR:HG22	2.18	0.42
1:C:271:LEU:CD2	1:C:360:LEU:HD13	2.49	0.42
1:D:271:LEU:CD2	1:D:360:LEU:HD13	2.49	0.42
1:E:383:LEU:HD23	1:E:383:LEU:C	2.39	0.42
1:F:231:ASP:N	1:F:484:ILE:HD11	2.34	0.42
1:F:271:LEU:CD2	1:F:360:LEU:HD13	2.49	0.42
1:F:584:ASN:H	1:F:587:MET:HE3	1.80	0.42
1:F:648:ASP:OD1	1:F:649:THR:N	2.52	0.42
1:G:383:LEU:HD23	1:G:383:LEU:C	2.39	0.42
1:G:470:ARG:HG2	1:G:471:VAL:H	1.83	0.42
1:H:411:TYR:CD2	1:H:412:PRO:CD	3.02	0.42
1:H:533:PHE:HB3	1:H:540:LEU:CD1	2.46	0.42
1:H:643:ILE:O	1:H:698:VAL:HA	2.18	0.42
1:I:231:ASP:HA	1:I:484:ILE:HD11	1.99	0.42
1:J:368:ASN:ND2	1:J:407:PRO:CA	2.81	0.42
1:J:521:MET:HE2	1:J:525:GLU:HB3	1.99	0.42
1:K:454:GLN:HA	1:K:456:TYR:HE2	1.82	0.42
1:L:381:THR:HA	1:L:452:THR:HA	2.01	0.42

*Continued on next page...*

*Continued from previous page...*

Atom-1	Atom-2	Interatomic distance (Å)	Clash overlap (Å)
1:O:411:TYR:CD2	1:O:412:PRO:CD	3.02	0.42
1:A:381:THR:HA	1:A:452:THR:HA	2.01	0.42
1:A:383:LEU:C	1:A:383:LEU:HD23	2.39	0.42
1:A:514:LEU:HD22	1:B:242:ARG:HG2	2.00	0.42
1:B:381:THR:HA	1:B:452:THR:HA	2.01	0.42
1:B:701:VAL:HG12	1:B:706:THR:HB	2.00	0.42
1:C:589:ILE:HG22	1:C:590:LEU:N	2.33	0.42
1:D:225:LYS:NZ	1:D:515:GLU:OE2	2.43	0.42
1:D:368:ASN:ND2	1:D:407:PRO:CA	2.82	0.42
1:D:374:ILE:HG23	1:D:457:GLY:H	1.83	0.42
1:D:607:ALA:N	1:D:638:ILE:HD12	2.34	0.42
1:D:648:ASP:OD1	1:D:649:THR:N	2.52	0.42
1:E:231:ASP:CA	1:E:484:ILE:HD11	2.49	0.42
1:E:254:PRO:C	1:E:255:LEU:HD23	2.40	0.42
1:E:374:ILE:HG23	1:E:457:GLY:H	1.83	0.42
1:F:231:ASP:CA	1:F:484:ILE:HD11	2.49	0.42
1:G:589:ILE:HG22	1:G:590:LEU:N	2.33	0.42
1:G:648:ASP:OD1	1:G:649:THR:N	2.52	0.42
1:H:254:PRO:C	1:H:255:LEU:HD23	2.40	0.42
1:H:383:LEU:HD23	1:H:383:LEU:C	2.39	0.42
1:H:612:VAL:O	1:H:616:HIS:ND1	2.46	0.42
1:H:647:GLU:OE1	1:H:695:LYS:HD3	2.19	0.42
1:J:271:LEU:CD2	1:J:360:LEU:HD13	2.49	0.42
1:J:470:ARG:HG2	1:J:471:VAL:H	1.83	0.42
1:K:254:PRO:C	1:K:255:LEU:HD23	2.40	0.42
1:K:383:LEU:HD23	1:K:383:LEU:C	2.39	0.42
1:K:411:TYR:CD2	1:K:412:PRO:CD	3.02	0.42
1:K:648:ASP:OD1	1:K:649:THR:N	2.52	0.42
1:L:383:LEU:HD23	1:L:383:LEU:C	2.39	0.42
1:L:458:ASN:ND2	1:L:476:ASN:HB2	2.27	0.42
1:L:648:ASP:OD1	1:L:649:THR:N	2.52	0.42
1:L:701:VAL:HG12	1:L:706:THR:HB	2.00	0.42
1:M:458:ASN:ND2	1:M:476:ASN:HB2	2.27	0.42
1:M:607:ALA:N	1:M:638:ILE:HD12	2.34	0.42
1:O:254:PRO:C	1:O:255:LEU:HD23	2.40	0.42
1:C:648:ASP:OD1	1:C:649:THR:N	2.52	0.42
1:D:231:ASP:CA	1:D:484:ILE:HD11	2.49	0.42
1:D:254:PRO:C	1:D:255:LEU:HD23	2.39	0.42
1:D:383:LEU:HD23	1:D:383:LEU:C	2.39	0.42
1:E:470:ARG:HG2	1:E:471:VAL:N	2.33	0.42
1:G:201:THR:N	1:M:224:GLU:OE2	2.51	0.42

*Continued on next page...*

*Continued from previous page...*

Atom-1	Atom-2	Interatomic distance (Å)	Clash overlap (Å)
1:G:606:GLY:HA2	1:G:638:ILE:CD1	2.41	0.42
1:G:647:GLU:OE1	1:G:695:LYS:HD3	2.19	0.42
1:H:606:GLY:CA	1:H:638:ILE:HD12	2.39	0.42
1:J:381:THR:HA	1:J:452:THR:HA	2.01	0.42
1:L:470:ARG:HG2	1:L:471:VAL:N	2.33	0.42
1:M:188:GLU:HG2	1:M:222:SER:C	2.40	0.42
1:O:253:HIS:CE1	1:O:255:LEU:HG	2.46	0.42
1:A:410:TYR:CE1	1:O:318:GLY:CA	2.93	0.42
1:A:643:ILE:O	1:A:698:VAL:HA	2.18	0.42
1:B:223:PRO:HD2	1:B:517:THR:CG2	2.40	0.42
1:B:254:PRO:C	1:B:255:LEU:HD23	2.40	0.42
1:C:231:ASP:N	1:C:484:ILE:HD11	2.34	0.42
1:D:394:ILE:HD13	1:D:421:LEU:HD22	2.02	0.42
1:D:589:ILE:HG22	1:D:590:LEU:N	2.33	0.42
1:E:411:TYR:CD2	1:E:412:PRO:CD	3.03	0.42
1:F:378:LEU:HG	1:F:379:PRO:HD2	2.01	0.42
1:F:589:ILE:HG22	1:F:590:LEU:N	2.33	0.42
1:G:231:ASP:N	1:G:484:ILE:HD11	2.34	0.42
1:G:533:PHE:HB3	1:G:540:LEU:CD1	2.46	0.42
1:G:577:VAL:O	1:G:581:ILE:HG12	2.18	0.42
1:H:231:ASP:N	1:H:484:ILE:HD11	2.34	0.42
1:H:378:LEU:HG	1:H:379:PRO:HD2	2.01	0.42
1:H:577:VAL:O	1:H:581:ILE:HG12	2.18	0.42
1:I:226:TRP:CB	1:J:466:ASN:O	2.65	0.42
1:I:378:LEU:HG	1:I:379:PRO:HD2	2.01	0.42
1:K:394:ILE:HD13	1:K:421:LEU:HD22	2.02	0.42
1:K:470:ARG:HG2	1:K:471:VAL:N	2.33	0.42
1:L:188:GLU:HG2	1:L:222:SER:C	2.40	0.42
1:M:231:ASP:N	1:M:484:ILE:HD11	2.34	0.42
1:M:383:LEU:HD23	1:M:383:LEU:C	2.39	0.42
1:O:381:THR:HA	1:O:452:THR:HA	2.01	0.42
1:A:470:ARG:HG2	1:A:471:VAL:H	1.83	0.42
1:A:648:ASP:OD1	1:A:649:THR:N	2.52	0.42
1:B:224:GLU:HB2	1:B:517:THR:HG21	2.01	0.42
1:B:607:ALA:N	1:B:638:ILE:HD12	2.34	0.42
1:E:188:GLU:HG2	1:E:222:SER:C	2.40	0.42
1:E:612:VAL:O	1:E:616:HIS:ND1	2.46	0.42
1:F:380:THR:HG23	1:F:395:LYS:HG3	1.99	0.42
1:G:400:GLN:HG3	1:G:401:LEU:N	2.35	0.42
1:G:411:TYR:CD2	1:G:412:PRO:CD	3.03	0.42
1:I:400:GLN:HG3	1:I:401:LEU:N	2.35	0.42

*Continued on next page...*

*Continued from previous page...*

Atom-1	Atom-2	Interatomic distance (Å)	Clash overlap (Å)
1:I:577:VAL:O	1:I:581:ILE:HG12	2.18	0.42
1:I:607:ALA:N	1:I:638:ILE:HD12	2.34	0.42
1:I:647:GLU:OE1	1:I:695:LYS:HD3	2.19	0.42
1:J:316:ILE:O	1:J:318:GLY:N	2.53	0.42
1:K:231:ASP:N	1:K:484:ILE:HD11	2.34	0.42
1:K:253:HIS:CE1	1:K:255:LEU:H	2.33	0.42
1:M:589:ILE:HG22	1:M:590:LEU:N	2.33	0.42
1:O:648:ASP:OD1	1:O:649:THR:N	2.52	0.42
1:A:195:ASP:O	1:A:202:PHE:N	2.43	0.42
1:A:411:TYR:CD2	1:A:412:PRO:CD	3.02	0.42
1:A:589:ILE:HG22	1:A:590:LEU:N	2.33	0.42
1:B:400:GLN:HG3	1:B:401:LEU:N	2.35	0.42
1:C:175:VAL:HA	1:C:176:PRO:HD3	1.80	0.42
1:F:607:ALA:N	1:F:638:ILE:HD12	2.34	0.42
1:G:188:GLU:HG2	1:G:222:SER:C	2.40	0.42
1:G:224:GLU:HB2	1:G:517:THR:HG21	2.01	0.42
1:I:231:ASP:CA	1:I:484:ILE:HD11	2.50	0.42
1:J:188:GLU:HG2	1:J:222:SER:C	2.40	0.42
1:J:383:LEU:HD23	1:J:383:LEU:C	2.39	0.42
1:K:271:LEU:CD2	1:K:360:LEU:HD13	2.49	0.42
1:L:254:PRO:C	1:L:255:LEU:HD23	2.40	0.42
1:L:521:MET:HE2	1:L:525:GLU:HB3	2.02	0.42
1:O:647:GLU:OE1	1:O:695:LYS:HD3	2.19	0.42
1:A:231:ASP:CA	1:A:484:ILE:HD11	2.50	0.42
1:A:377:VAL:HG13	1:A:398:GLU:HG3	2.02	0.42
1:B:188:GLU:HG2	1:B:222:SER:C	2.40	0.42
1:B:401:LEU:HD12	1:B:401:LEU:O	2.20	0.42
1:C:411:TYR:CD2	1:C:412:PRO:CD	3.02	0.42
1:D:188:GLU:HG2	1:D:222:SER:C	2.40	0.42
1:D:380:THR:HG23	1:D:395:LYS:HB2	2.02	0.42
1:E:318:GLY:CA	1:F:410:TYR:CE1	3.02	0.42
1:F:394:ILE:HD13	1:F:421:LEU:HD22	2.02	0.42
1:F:401:LEU:HD12	1:F:401:LEU:O	2.20	0.42
1:F:521:MET:HE2	1:F:522:THR:H	1.84	0.42
1:G:380:THR:HG23	1:G:395:LYS:HB2	2.02	0.42
1:H:394:ILE:HD13	1:H:421:LEU:HD22	2.02	0.42
1:I:188:GLU:HG2	1:I:222:SER:C	2.40	0.42
1:I:271:LEU:CD2	1:I:360:LEU:HD13	2.49	0.42
1:I:648:ASP:OD1	1:I:649:THR:N	2.52	0.42
1:J:400:GLN:HG3	1:J:401:LEU:N	2.35	0.42
1:J:515:GLU:OE1	1:K:245:LYS:HE2	2.19	0.42

*Continued on next page...*



*Continued from previous page...*

Atom-1	Atom-2	Interatomic distance (Å)	Clash overlap (Å)
1:K:188:GLU:HG2	1:K:222:SER:C	2.40	0.42
1:K:401:LEU:HD12	1:K:401:LEU:O	2.20	0.42
1:L:271:LEU:CD2	1:L:360:LEU:HD13	2.49	0.42
1:L:394:ILE:HD13	1:L:421:LEU:HD22	2.02	0.42
1:O:368:ASN:ND2	1:O:407:PRO:CA	2.81	0.42
1:B:411:TYR:CD2	1:B:412:PRO:CD	3.02	0.42
1:C:187:LEU:HD23	1:C:205:PRO:HB3	2.02	0.42
1:C:377:VAL:HG13	1:C:398:GLU:HG3	2.02	0.42
1:C:380:THR:HG23	1:C:395:LYS:HB2	2.02	0.42
1:C:607:ALA:N	1:C:638:ILE:HD12	2.34	0.42
1:D:316:ILE:O	1:D:318:GLY:N	2.53	0.42
1:E:224:GLU:HB2	1:E:517:THR:HG21	2.01	0.42
1:E:231:ASP:N	1:E:484:ILE:HD11	2.34	0.42
1:E:316:ILE:O	1:E:318:GLY:N	2.53	0.42
1:F:220:LYS:O	1:F:519:PRO:HG2	2.20	0.42
1:F:254:PRO:C	1:F:255:LEU:HD23	2.40	0.42
1:F:411:TYR:CD2	1:F:412:PRO:CD	3.03	0.42
1:G:381:THR:HA	1:G:452:THR:HA	2.01	0.42
1:H:400:GLN:HG3	1:H:401:LEU:N	2.35	0.42
1:H:454:GLN:HA	1:H:456:TYR:HE2	1.82	0.42
1:I:380:THR:HG23	1:I:395:LYS:HB2	2.02	0.42
1:J:411:TYR:CD2	1:J:412:PRO:CD	3.03	0.42
1:J:600:ARG:HG2	1:J:600:ARG:NH1	2.33	0.42
1:J:647:GLU:OE1	1:J:695:LYS:HD3	2.19	0.42
1:K:374:ILE:HG23	1:K:457:GLY:H	1.83	0.42
1:K:378:LEU:HG	1:K:379:PRO:HD2	2.01	0.42
1:M:258:ALA:HA	1:M:371:THR:HG1	1.83	0.42
1:O:188:GLU:HG2	1:O:222:SER:C	2.40	0.42
1:B:187:LEU:HD23	1:B:205:PRO:HB3	2.02	0.42
1:B:200:ARG:H	1:B:200:ARG:CD	2.33	0.42
1:B:220:LYS:O	1:B:519:PRO:HG2	2.20	0.42
1:B:231:ASP:CA	1:B:484:ILE:HD11	2.49	0.42
1:B:380:THR:HG23	1:B:395:LYS:HB2	2.02	0.42
1:C:224:GLU:HB2	1:C:517:THR:HG21	2.01	0.42
1:C:368:ASN:ND2	1:C:407:PRO:CA	2.82	0.42
1:C:453:ASP:OD1	1:C:455:VAL:HG12	2.20	0.42
1:C:454:GLN:HA	1:C:456:TYR:HE2	1.82	0.42
1:D:223:PRO:HD2	1:D:517:THR:CG2	2.40	0.42
1:D:231:ASP:N	1:D:484:ILE:HD11	2.34	0.42
1:E:220:LYS:O	1:E:519:PRO:HG2	2.20	0.42
1:E:380:THR:HG23	1:E:395:LYS:HB2	2.02	0.42

*Continued on next page...*

*Continued from previous page...*

Atom-1	Atom-2	Interatomic distance (Å)	Clash overlap (Å)
1:E:394:ILE:HD13	1:E:421:LEU:HD22	2.02	0.42
1:F:377:VAL:HG13	1:F:398:GLU:HG3	2.02	0.42
1:G:220:LYS:O	1:G:519:PRO:HG2	2.20	0.42
1:G:310:HIS:C	1:G:312:SER:H	2.24	0.42
1:G:410:TYR:HE1	1:M:318:GLY:CA	2.33	0.42
1:H:401:LEU:HD12	1:H:401:LEU:O	2.20	0.42
1:H:607:ALA:N	1:H:638:ILE:HD12	2.34	0.42
1:I:394:ILE:HD13	1:I:421:LEU:HD22	2.02	0.42
1:J:231:ASP:N	1:J:484:ILE:HD11	2.34	0.42
1:J:512:ASP:OD1	1:K:245:LYS:HE3	2.19	0.42
1:J:607:ALA:N	1:J:638:ILE:HD12	2.34	0.42
1:K:220:LYS:O	1:K:519:PRO:HG2	2.20	0.42
1:K:226:TRP:HB2	1:L:466:ASN:O	2.20	0.42
1:L:378:LEU:HG	1:L:379:PRO:HD2	2.01	0.42
1:L:411:TYR:CD2	1:L:412:PRO:CD	3.03	0.42
1:M:224:GLU:HB2	1:M:517:THR:HG21	2.01	0.42
1:M:374:ILE:HG23	1:M:457:GLY:H	1.83	0.42
1:M:377:VAL:HG13	1:M:398:GLU:HG3	2.02	0.42
1:M:381:THR:HA	1:M:452:THR:HA	2.01	0.42
1:M:453:ASP:OD1	1:M:455:VAL:HG12	2.20	0.42
1:O:231:ASP:N	1:O:484:ILE:HD11	2.34	0.42
1:O:310:HIS:C	1:O:312:SER:H	2.23	0.42
1:O:453:ASP:OD1	1:O:455:VAL:HG12	2.20	0.42
1:O:603:ILE:O	1:O:605:VAL:HG23	2.20	0.42
1:A:254:PRO:C	1:A:255:LEU:HD23	2.40	0.42
1:A:380:THR:HG23	1:A:395:LYS:HB2	2.02	0.42
1:A:510:PRO:HG2	1:A:511:SER:H	1.85	0.42
1:A:516:THR:HB	1:B:196:VAL:HG11	2.01	0.42
1:A:607:ALA:N	1:A:638:ILE:HD12	2.34	0.42
1:B:533:PHE:HB3	1:B:540:LEU:CD1	2.46	0.42
1:C:346:TRP:CZ2	1:C:446:LYS:HE3	2.55	0.42
1:C:458:ASN:ND2	1:C:476:ASN:HB2	2.27	0.42
1:C:606:GLY:CA	1:C:638:ILE:HD12	2.39	0.42
1:D:189:VAL:HG13	1:E:199:LYS:CG	2.50	0.42
1:D:305:GLY:CA	1:E:670:GLN:HG3	2.46	0.42
1:D:378:LEU:HG	1:D:379:PRO:HD2	2.01	0.42
1:D:411:TYR:CD2	1:D:412:PRO:CD	3.02	0.42
1:E:271:LEU:CD2	1:E:360:LEU:HD13	2.49	0.42
1:G:199:LYS:CG	1:M:189:VAL:CG1	2.97	0.42
1:G:231:ASP:CA	1:G:484:ILE:HD11	2.49	0.42
1:G:378:LEU:HG	1:G:379:PRO:HD2	2.01	0.42

*Continued on next page...*

*Continued from previous page...*

Atom-1	Atom-2	Interatomic distance (Å)	Clash overlap (Å)
1:H:188:GLU:HG2	1:H:222:SER:C	2.40	0.42
1:H:381:THR:HA	1:H:452:THR:HA	2.01	0.42
1:I:231:ASP:N	1:I:484:ILE:HD11	2.34	0.42
1:I:346:TRP:CZ2	1:I:446:LYS:HE3	2.55	0.42
1:I:385:LEU:HD12	1:I:386:GLY:N	2.35	0.42
1:I:411:TYR:CD2	1:I:412:PRO:CD	3.03	0.42
1:I:589:ILE:HG22	1:I:590:LEU:N	2.33	0.42
1:J:394:ILE:HD13	1:J:421:LEU:HD22	2.02	0.42
1:K:380:THR:HG23	1:K:395:LYS:HB2	2.02	0.42
1:K:400:GLN:HG3	1:K:401:LEU:N	2.35	0.42
1:K:603:ILE:O	1:K:605:VAL:HG23	2.20	0.42
1:L:231:ASP:CA	1:L:484:ILE:HD11	2.49	0.42
1:L:310:HIS:C	1:L:312:SER:H	2.24	0.42
1:L:346:TRP:CZ2	1:L:446:LYS:HE3	2.55	0.42
1:M:411:TYR:CD2	1:M:412:PRO:CD	3.03	0.42
1:O:231:ASP:CA	1:O:484:ILE:HD11	2.49	0.42
1:O:271:LEU:CD2	1:O:360:LEU:HD13	2.49	0.42
1:O:589:ILE:HG22	1:O:590:LEU:N	2.33	0.42
1:A:385:LEU:HD12	1:A:386:GLY:N	2.35	0.41
1:A:603:ILE:O	1:A:605:VAL:HG23	2.20	0.41
1:A:647:GLU:OE1	1:A:695:LYS:HD3	2.19	0.41
1:B:558:THR:HG23	1:B:587:MET:HG2	2.02	0.41
1:C:226:TRP:CG	1:D:466:ASN:O	2.73	0.41
1:D:187:LEU:HD23	1:D:205:PRO:HB3	2.02	0.41
1:D:558:THR:HG23	1:D:587:MET:HG2	2.02	0.41
1:D:642:TYR:CD2	1:D:666:SER:HB3	2.55	0.41
1:E:383:LEU:HD23	1:E:384:VAL:N	2.35	0.41
1:F:188:GLU:HG2	1:F:222:SER:C	2.40	0.41
1:F:224:GLU:HB2	1:F:517:THR:HG21	2.01	0.41
1:F:510:PRO:HG2	1:F:511:SER:H	1.85	0.41
1:G:199:LYS:HG3	1:M:189:VAL:HG13	2.02	0.41
1:G:607:ALA:N	1:G:638:ILE:HD12	2.34	0.41
1:H:231:ASP:CA	1:H:484:ILE:HD11	2.49	0.41
1:H:310:HIS:C	1:H:312:SER:H	2.24	0.41
1:I:254:PRO:C	1:I:255:LEU:HD23	2.40	0.41
1:I:642:TYR:CD2	1:I:666:SER:HB3	2.56	0.41
1:J:254:PRO:C	1:J:255:LEU:HD23	2.40	0.41
1:J:377:VAL:HG13	1:J:398:GLU:HG3	2.02	0.41
1:J:453:ASP:OD1	1:J:455:VAL:HG12	2.20	0.41
1:K:231:ASP:CA	1:K:484:ILE:HD11	2.49	0.41
1:K:385:LEU:HD12	1:K:386:GLY:N	2.35	0.41

*Continued on next page...*

*Continued from previous page...*

Atom-1	Atom-2	Interatomic distance (Å)	Clash overlap (Å)
1:L:231:ASP:N	1:L:484:ILE:HD11	2.34	0.41
1:L:377:VAL:HG13	1:L:398:GLU:HG3	2.02	0.41
1:M:231:ASP:CA	1:M:484:ILE:HD11	2.49	0.41
1:M:492:ILE:HA	1:M:501:VAL:O	2.20	0.41
1:O:383:LEU:HD23	1:O:384:VAL:N	2.35	0.41
1:O:642:TYR:CD2	1:O:666:SER:HB3	2.55	0.41
1:A:253:HIS:CE1	1:A:255:LEU:HG	2.46	0.41
1:A:492:ILE:HA	1:A:501:VAL:O	2.20	0.41
1:B:383:LEU:HD23	1:B:384:VAL:N	2.35	0.41
1:B:394:ILE:HD13	1:B:421:LEU:HD22	2.02	0.41
1:C:378:LEU:HG	1:C:379:PRO:HD2	2.01	0.41
1:D:310:HIS:C	1:D:312:SER:H	2.24	0.41
1:D:346:TRP:CZ2	1:D:446:LYS:HE3	2.55	0.41
1:E:400:GLN:HG3	1:E:401:LEU:N	2.35	0.41
1:E:558:THR:HG23	1:E:587:MET:HG2	2.02	0.41
1:G:346:TRP:CZ2	1:G:446:LYS:HE3	2.55	0.41
1:G:510:PRO:HG2	1:G:511:SER:H	1.85	0.41
1:H:377:VAL:HG13	1:H:398:GLU:HG3	2.02	0.41
1:H:380:THR:HG23	1:H:395:LYS:HB2	2.02	0.41
1:I:187:LEU:HD23	1:I:205:PRO:HB3	2.02	0.41
1:I:368:ASN:ND2	1:I:407:PRO:CA	2.81	0.41
1:I:453:ASP:OD1	1:I:455:VAL:HG12	2.20	0.41
1:I:515:GLU:OE1	1:J:245:LYS:HE2	2.19	0.41
1:I:603:ILE:O	1:I:605:VAL:HG23	2.20	0.41
1:I:643:ILE:HB	1:I:699:TYR:HB2	2.02	0.41
1:L:224:GLU:HB2	1:L:517:THR:HG21	2.01	0.41
1:M:394:ILE:HD13	1:M:421:LEU:HD22	2.02	0.41
1:A:521:MET:CE	1:A:525:GLU:HB3	2.51	0.41
1:B:454:GLN:HA	1:B:456:TYR:HE2	1.82	0.41
1:B:647:GLU:OE1	1:B:695:LYS:HD3	2.19	0.41
1:C:642:TYR:CD2	1:C:666:SER:HB3	2.55	0.41
1:D:492:ILE:HA	1:D:501:VAL:O	2.21	0.41
1:E:346:TRP:CZ2	1:E:446:LYS:HE3	2.55	0.41
1:E:401:LEU:HD12	1:E:401:LEU:O	2.20	0.41
1:E:472:ASP:C	1:E:474:GLY:N	2.74	0.41
1:E:642:TYR:CE1	1:E:700:ALA:HB2	2.56	0.41
1:F:346:TRP:CZ2	1:F:446:LYS:HE3	2.55	0.41
1:F:383:LEU:HD23	1:F:384:VAL:N	2.35	0.41
1:J:231:ASP:CA	1:J:484:ILE:HD11	2.50	0.41
1:J:259:TYR:HA	1:J:477:TRP:CZ3	2.56	0.41
1:J:310:HIS:C	1:J:312:SER:H	2.24	0.41

*Continued on next page...*

*Continued from previous page...*

Atom-1	Atom-2	Interatomic distance (Å)	Clash overlap (Å)
1:J:346:TRP:CZ2	1:J:446:LYS:HE3	2.55	0.41
1:J:401:LEU:HD12	1:J:401:LEU:O	2.20	0.41
1:J:558:THR:HG23	1:J:587:MET:HG2	2.02	0.41
1:J:642:TYR:CD2	1:J:666:SER:HB3	2.55	0.41
1:K:377:VAL:HG13	1:K:398:GLU:HG3	2.02	0.41
1:K:642:TYR:CD2	1:K:666:SER:HB3	2.55	0.41
1:L:385:LEU:HD12	1:L:386:GLY:N	2.35	0.41
1:M:199:LYS:HD2	1:M:199:LYS:HA	1.89	0.41
1:M:200:ARG:H	1:M:200:ARG:CD	2.33	0.41
1:M:380:THR:HG23	1:M:395:LYS:HB2	2.02	0.41
1:M:400:GLN:HG3	1:M:401:LEU:N	2.35	0.41
1:O:380:THR:HG23	1:O:395:LYS:HB2	2.02	0.41
1:O:454:GLN:HA	1:O:456:TYR:HE2	1.82	0.41
1:A:187:LEU:HD23	1:A:205:PRO:HB3	2.02	0.41
1:A:259:TYR:HA	1:A:477:TRP:CZ3	2.56	0.41
1:A:271:LEU:CD2	1:A:360:LEU:HD13	2.49	0.41
1:A:346:TRP:CZ2	1:A:446:LYS:HE3	2.55	0.41
1:A:400:GLN:HG3	1:A:401:LEU:N	2.35	0.41
1:B:231:ASP:N	1:B:484:ILE:HD11	2.34	0.41
1:B:316:ILE:O	1:B:318:GLY:N	2.53	0.41
1:B:378:LEU:HG	1:B:379:PRO:HD2	2.01	0.41
1:B:385:LEU:HD12	1:B:386:GLY:N	2.35	0.41
1:D:377:VAL:HG13	1:D:398:GLU:HG3	2.02	0.41
1:D:401:LEU:HD12	1:D:401:LEU:O	2.20	0.41
1:D:510:PRO:HG2	1:D:511:SER:H	1.85	0.41
1:D:643:ILE:HB	1:D:699:TYR:HB2	2.02	0.41
1:E:603:ILE:O	1:E:605:VAL:HG23	2.20	0.41
1:F:259:TYR:HA	1:F:477:TRP:CZ3	2.56	0.41
1:F:385:LEU:HD12	1:F:386:GLY:N	2.35	0.41
1:F:453:ASP:OD1	1:F:455:VAL:HG12	2.20	0.41
1:F:472:ASP:C	1:F:474:GLY:N	2.74	0.41
1:G:453:ASP:OD1	1:G:455:VAL:HG12	2.20	0.41
1:H:220:LYS:O	1:H:519:PRO:HG2	2.20	0.41
1:H:385:LEU:HD12	1:H:386:GLY:N	2.35	0.41
1:J:220:LYS:O	1:J:519:PRO:HG2	2.20	0.41
1:J:253:HIS:HA	1:J:254:PRO:HD3	1.82	0.41
1:J:380:THR:HG23	1:J:395:LYS:HB2	2.02	0.41
1:J:606:GLY:HA2	1:J:638:ILE:CD1	2.41	0.41
1:J:643:ILE:HB	1:J:699:TYR:HB2	2.02	0.41
1:K:558:THR:HG23	1:K:587:MET:HG2	2.02	0.41
1:L:400:GLN:HG3	1:L:401:LEU:N	2.35	0.41

*Continued on next page...*

*Continued from previous page...*

Atom-1	Atom-2	Interatomic distance (Å)	Clash overlap (Å)
1:L:453:ASP:OD1	1:L:455:VAL:HG12	2.20	0.41
1:L:607:ALA:N	1:L:638:ILE:HD12	2.34	0.41
1:M:220:LYS:O	1:M:519:PRO:HG2	2.20	0.41
1:M:383:LEU:HD23	1:M:384:VAL:N	2.35	0.41
1:M:606:GLY:HA2	1:M:638:ILE:CD1	2.41	0.41
1:O:220:LYS:O	1:O:519:PRO:HG2	2.20	0.41
1:O:385:LEU:HD12	1:O:386:GLY:N	2.35	0.41
1:A:188:GLU:HG2	1:A:222:SER:C	2.40	0.41
1:A:310:HIS:C	1:A:312:SER:H	2.24	0.41
1:A:483:GLN:NE2	1:B:469:VAL:HG21	2.36	0.41
1:B:271:LEU:CD2	1:B:360:LEU:HD13	2.49	0.41
1:C:220:LYS:O	1:C:519:PRO:HG2	2.20	0.41
1:C:231:ASP:CA	1:C:484:ILE:HD11	2.49	0.41
1:C:401:LEU:HD12	1:C:401:LEU:O	2.20	0.41
1:C:558:THR:HG23	1:C:587:MET:HG2	2.02	0.41
1:D:220:LYS:O	1:D:519:PRO:HG2	2.20	0.41
1:D:400:GLN:HG3	1:D:401:LEU:N	2.35	0.41
1:D:472:ASP:C	1:D:474:GLY:N	2.74	0.41
1:D:493:PHE:HB3	1:D:531:PHE:CE1	2.56	0.41
1:E:259:TYR:HA	1:E:477:TRP:CZ3	2.56	0.41
1:E:377:VAL:HG13	1:E:398:GLU:HG3	2.02	0.41
1:E:453:ASP:OD1	1:E:455:VAL:HG12	2.20	0.41
1:E:492:ILE:HA	1:E:501:VAL:O	2.21	0.41
1:E:606:GLY:CA	1:E:638:ILE:HD12	2.39	0.41
1:E:643:ILE:HB	1:E:699:TYR:HB2	2.02	0.41
1:F:319:SER:CA	1:O:414:LYS:HG3	2.50	0.41
1:F:493:PHE:HB3	1:F:531:PHE:CE1	2.56	0.41
1:F:558:THR:HG23	1:F:587:MET:HG2	2.02	0.41
1:G:187:LEU:HD23	1:G:205:PRO:HB3	2.02	0.41
1:G:578:LEU:HD12	1:G:578:LEU:HA	1.90	0.41
1:G:643:ILE:HB	1:G:699:TYR:HB2	2.03	0.41
1:H:189:VAL:HG13	1:I:199:LYS:CB	2.50	0.41
1:H:346:TRP:CZ2	1:H:446:LYS:HE3	2.55	0.41
1:I:316:ILE:O	1:I:318:GLY:N	2.53	0.41
1:I:381:THR:HA	1:I:452:THR:HA	2.01	0.41
1:I:458:ASN:ND2	1:I:476:ASN:HB2	2.27	0.41
1:I:642:TYR:CE1	1:I:700:ALA:HB2	2.56	0.41
1:J:472:ASP:C	1:J:474:GLY:N	2.74	0.41
1:J:603:ILE:O	1:J:605:VAL:HG23	2.20	0.41
1:K:200:ARG:H	1:K:200:ARG:CD	2.33	0.41
1:K:306:ASN:HA	1:L:669:ARG:CB	2.50	0.41

*Continued on next page...*

*Continued from previous page...*

Atom-1	Atom-2	Interatomic distance (Å)	Clash overlap (Å)
1:K:521:MET:CE	1:K:525:GLU:HB3	2.51	0.41
1:L:368:ASN:ND2	1:L:407:PRO:CA	2.82	0.41
1:L:492:ILE:HA	1:L:501:VAL:O	2.20	0.41
1:M:271:LEU:CD2	1:M:360:LEU:HD13	2.49	0.41
1:O:400:GLN:HG3	1:O:401:LEU:N	2.35	0.41
1:O:521:MET:CE	1:O:525:GLU:HB3	2.51	0.41
1:O:642:TYR:CE1	1:O:700:ALA:HB2	2.56	0.41
1:A:453:ASP:OD1	1:A:455:VAL:HG12	2.20	0.41
1:A:472:ASP:C	1:A:474:GLY:N	2.74	0.41
1:B:319:SER:N	1:C:414:LYS:HG3	2.33	0.41
1:C:188:GLU:HG2	1:C:222:SER:C	2.40	0.41
1:C:381:THR:HA	1:C:452:THR:HA	2.01	0.41
1:C:400:GLN:HG3	1:C:401:LEU:N	2.35	0.41
1:C:493:PHE:HB3	1:C:531:PHE:CE1	2.56	0.41
1:D:224:GLU:HB2	1:D:517:THR:HG21	2.01	0.41
1:D:453:ASP:OD1	1:D:455:VAL:HG12	2.20	0.41
1:D:521:MET:CE	1:D:522:THR:H	2.34	0.41
1:D:642:TYR:CE1	1:D:700:ALA:HB2	2.56	0.41
1:E:310:HIS:C	1:E:312:SER:H	2.24	0.41
1:E:318:GLY:C	1:E:320:VAL:H	2.24	0.41
1:E:481:LEU:O	1:E:485:GLN:HG3	2.21	0.41
1:E:493:PHE:HB3	1:E:531:PHE:CE1	2.56	0.41
1:F:481:LEU:O	1:F:485:GLN:HG3	2.21	0.41
1:G:222:SER:HB2	1:G:518:LYS:HA	2.03	0.41
1:H:521:MET:CE	1:H:525:GLU:HB3	2.51	0.41
1:I:220:LYS:O	1:I:519:PRO:HG2	2.20	0.41
1:I:401:LEU:HD12	1:I:401:LEU:O	2.20	0.41
1:I:578:LEU:HD12	1:I:578:LEU:HA	1.90	0.41
1:J:479:GLU:OE1	1:K:470:ARG:CG	2.65	0.41
1:K:493:PHE:HB3	1:K:531:PHE:CE1	2.56	0.41
1:K:513:PRO:HB2	1:L:240:THR:O	2.20	0.41
1:K:643:ILE:HB	1:K:699:TYR:HB2	2.02	0.41
1:K:723:LYS:H	1:K:723:LYS:HG2	1.64	0.41
1:L:319:SER:HA	1:M:414:LYS:HG3	2.03	0.41
1:L:600:ARG:HG2	1:L:600:ARG:NH1	2.33	0.41
1:M:603:ILE:O	1:M:605:VAL:HG23	2.20	0.41
1:O:401:LEU:HD12	1:O:401:LEU:O	2.20	0.41
1:O:510:PRO:HG2	1:O:511:SER:H	1.85	0.41
1:A:558:THR:HG23	1:A:587:MET:HG2	2.02	0.41
1:B:259:TYR:HA	1:B:477:TRP:CZ3	2.56	0.41
1:B:510:PRO:HG2	1:B:511:SER:H	1.85	0.41

*Continued on next page...*



*Continued from previous page...*

Atom-1	Atom-2	Interatomic distance (Å)	Clash overlap (Å)
1:D:378:LEU:HA	1:D:379:PRO:HD3	1.90	0.41
1:D:391:LEU:O	1:D:392:ALA:HB2	2.21	0.41
1:E:385:LEU:HD12	1:E:386:GLY:N	2.35	0.41
1:E:458:ASN:ND2	1:E:476:ASN:HB2	2.27	0.41
1:F:310:HIS:C	1:F:312:SER:H	2.24	0.41
1:F:642:TYR:CD2	1:F:666:SER:HB3	2.56	0.41
1:G:254:PRO:C	1:G:255:LEU:HD23	2.40	0.41
1:G:394:ILE:HD13	1:G:421:LEU:HD22	2.02	0.41
1:G:401:LEU:HD12	1:G:401:LEU:O	2.20	0.41
1:G:493:PHE:HB3	1:G:531:PHE:CE1	2.56	0.41
1:H:521:MET:CE	1:H:522:THR:H	2.34	0.41
1:I:222:SER:HB2	1:I:518:LYS:HA	2.03	0.41
1:I:521:MET:CE	1:I:522:THR:H	2.34	0.41
1:J:222:SER:HB2	1:J:518:LYS:HA	2.03	0.41
1:J:378:LEU:HG	1:J:379:PRO:HD2	2.01	0.41
1:J:479:GLU:HG2	1:K:471:VAL:HG23	2.03	0.41
1:J:584:ASN:H	1:J:587:MET:HE3	1.83	0.41
1:J:642:TYR:CE1	1:J:700:ALA:HB2	2.56	0.41
1:K:310:HIS:C	1:K:312:SER:H	2.24	0.41
1:K:346:TRP:CZ2	1:K:446:LYS:HE3	2.55	0.41
1:K:607:ALA:N	1:K:638:ILE:HD12	2.34	0.41
1:K:642:TYR:CE1	1:K:700:ALA:HB2	2.56	0.41
1:L:195:ASP:O	1:L:202:PHE:N	2.43	0.41
1:L:510:PRO:HG2	1:L:511:SER:H	1.86	0.41
1:M:222:SER:HB2	1:M:518:LYS:HA	2.03	0.41
1:M:391:LEU:O	1:M:392:ALA:HB2	2.21	0.41
1:M:481:LEU:O	1:M:485:GLN:HG3	2.21	0.41
1:M:510:PRO:HG2	1:M:511:SER:H	1.85	0.41
1:O:346:TRP:CZ2	1:O:446:LYS:HE3	2.55	0.41
1:O:492:ILE:HA	1:O:501:VAL:O	2.20	0.41
1:O:607:ALA:N	1:O:638:ILE:HD12	2.34	0.41
1:A:316:ILE:O	1:A:318:GLY:N	2.53	0.41
1:A:383:LEU:HD23	1:A:384:VAL:N	2.35	0.41
1:B:346:TRP:CZ2	1:B:446:LYS:HE3	2.55	0.41
1:B:492:ILE:HA	1:B:501:VAL:O	2.21	0.41
1:B:642:TYR:CE1	1:B:700:ALA:HB2	2.55	0.41
1:C:263:HIS:CE1	1:C:367:VAL:HG11	2.56	0.41
1:C:391:LEU:O	1:C:392:ALA:HB2	2.21	0.41
1:C:642:TYR:CE1	1:C:700:ALA:HB2	2.56	0.41
1:D:263:HIS:CE1	1:D:367:VAL:HG11	2.56	0.41
1:D:383:LEU:HD23	1:D:384:VAL:N	2.35	0.41

*Continued on next page...*

*Continued from previous page...*

Atom-1	Atom-2	Interatomic distance (Å)	Clash overlap (Å)
1:D:513:PRO:HG2	1:E:239:VAL:O	2.20	0.41
1:E:521:MET:CE	1:E:525:GLU:HB3	2.51	0.41
1:E:642:TYR:CD2	1:E:666:SER:HB3	2.55	0.41
1:F:400:GLN:HG3	1:F:401:LEU:N	2.35	0.41
1:F:492:ILE:HA	1:F:501:VAL:O	2.20	0.41
1:F:515:GLU:OE1	1:O:245:LYS:CE	2.69	0.41
1:H:189:VAL:CG1	1:I:199:LYS:HB2	2.51	0.41
1:H:492:ILE:HA	1:H:501:VAL:O	2.21	0.41
1:H:642:TYR:CE1	1:H:700:ALA:HB2	2.56	0.41
1:I:468:ARG:HG3	1:I:468:ARG:HH11	1.86	0.41
1:I:723:LYS:H	1:I:723:LYS:HG2	1.64	0.41
1:J:454:GLN:HA	1:J:456:TYR:HE2	1.82	0.41
1:J:481:LEU:O	1:J:485:GLN:HG3	2.21	0.41
1:J:521:MET:CE	1:J:525:GLU:HB3	2.50	0.41
1:K:487:THR:HB	1:K:518:LYS:HZ3	1.86	0.41
1:L:481:LEU:O	1:L:485:GLN:HG3	2.21	0.41
1:L:493:PHE:HB3	1:L:531:PHE:CE1	2.56	0.41
1:L:521:MET:CE	1:L:525:GLU:HB3	2.51	0.41
1:L:521:MET:CE	1:L:522:THR:H	2.34	0.41
1:M:187:LEU:HD23	1:M:205:PRO:HB3	2.02	0.41
1:M:521:MET:CE	1:M:525:GLU:HB3	2.51	0.41
1:O:391:LEU:O	1:O:392:ALA:HB2	2.21	0.41
1:O:521:MET:CE	1:O:522:THR:H	2.34	0.41
1:A:394:ILE:HD13	1:A:421:LEU:HD22	2.02	0.41
1:A:414:LYS:HG3	1:O:319:SER:HA	2.02	0.41
1:A:481:LEU:O	1:A:485:GLN:HG3	2.21	0.41
1:A:642:TYR:CE1	1:A:700:ALA:HB2	2.56	0.41
1:B:200:ARG:N	1:B:200:ARG:CD	2.84	0.41
1:B:263:HIS:CE1	1:B:367:VAL:HG11	2.56	0.41
1:B:511:SER:O	1:B:513:PRO:HD3	2.21	0.41
1:B:514:LEU:HD22	1:C:242:ARG:HG2	2.03	0.41
1:B:603:ILE:O	1:B:605:VAL:HG23	2.20	0.41
1:B:642:TYR:CD2	1:B:666:SER:HB3	2.55	0.41
1:B:643:ILE:HB	1:B:699:TYR:HB2	2.02	0.41
1:C:310:HIS:C	1:C:312:SER:H	2.24	0.41
1:C:318:GLY:C	1:C:320:VAL:H	2.24	0.41
1:C:394:ILE:HD13	1:C:421:LEU:HD22	2.02	0.41
1:C:472:ASP:C	1:C:474:GLY:N	2.74	0.41
1:D:200:ARG:H	1:D:200:ARG:CD	2.33	0.41
1:D:521:MET:CE	1:D:525:GLU:HB3	2.51	0.41
1:D:606:GLY:CA	1:D:638:ILE:HD12	2.39	0.41

*Continued on next page...*

*Continued from previous page...*

Atom-1	Atom-2	Interatomic distance (Å)	Clash overlap (Å)
1:E:368:ASN:HD22	1:E:406:ALA:C	2.24	0.41
1:E:391:LEU:O	1:E:392:ALA:HB2	2.21	0.41
1:E:510:PRO:HG2	1:E:511:SER:H	1.85	0.41
1:F:187:LEU:HD23	1:F:205:PRO:HB3	2.02	0.41
1:F:200:ARG:N	1:F:200:ARG:CD	2.84	0.41
1:F:223:PRO:HD2	1:F:517:THR:CG2	2.40	0.41
1:F:391:LEU:O	1:F:392:ALA:HB2	2.21	0.41
1:F:603:ILE:O	1:F:605:VAL:HG23	2.20	0.41
1:G:383:LEU:HD23	1:G:384:VAL:N	2.35	0.41
1:G:385:LEU:HD12	1:G:386:GLY:N	2.35	0.41
1:G:492:ILE:HA	1:G:501:VAL:O	2.20	0.41
1:G:521:MET:CE	1:G:525:GLU:HB3	2.51	0.41
1:G:603:ILE:O	1:G:605:VAL:HG23	2.20	0.41
1:H:189:VAL:HG13	1:I:199:LYS:HB2	2.03	0.41
1:H:222:SER:HB2	1:H:518:LYS:HA	2.03	0.41
1:H:368:ASN:ND2	1:H:407:PRO:CA	2.81	0.41
1:H:368:ASN:HD22	1:H:406:ALA:C	2.25	0.41
1:H:391:LEU:O	1:H:392:ALA:HB2	2.21	0.41
1:H:453:ASP:OD1	1:H:455:VAL:HG12	2.20	0.41
1:H:510:PRO:HG2	1:H:511:SER:H	1.85	0.41
1:H:642:TYR:CD2	1:H:666:SER:HB3	2.56	0.41
1:H:643:ILE:HB	1:H:699:TYR:HB2	2.02	0.41
1:I:263:HIS:CE1	1:I:367:VAL:HG11	2.56	0.41
1:I:391:LEU:O	1:I:392:ALA:HB2	2.21	0.41
1:I:492:ILE:HA	1:I:501:VAL:O	2.20	0.41
1:I:497:ASP:O	1:I:499:ASN:N	2.52	0.41
1:I:558:THR:HG23	1:I:587:MET:HG2	2.02	0.41
1:I:584:ASN:HB2	1:I:587:MET:HE3	2.02	0.41
1:J:383:LEU:HD23	1:J:384:VAL:N	2.35	0.41
1:J:511:SER:O	1:J:513:PRO:HD3	2.21	0.41
1:K:225:LYS:NZ	1:K:515:GLU:OE2	2.43	0.41
1:K:472:ASP:C	1:K:474:GLY:N	2.74	0.41
1:K:481:LEU:O	1:K:485:GLN:HG3	2.21	0.41
1:K:510:PRO:HG2	1:K:511:SER:H	1.85	0.41
1:L:200:ARG:N	1:L:200:ARG:CD	2.84	0.41
1:L:263:HIS:CE1	1:L:367:VAL:HG11	2.56	0.41
1:L:368:ASN:HD22	1:L:406:ALA:C	2.24	0.41
1:L:401:LEU:HD12	1:L:401:LEU:O	2.20	0.41
1:L:642:TYR:CD2	1:L:666:SER:HB3	2.55	0.41
1:M:253:HIS:HA	1:M:254:PRO:HD3	1.82	0.41
1:M:346:TRP:CZ2	1:M:446:LYS:HE3	2.55	0.41

*Continued on next page...*

*Continued from previous page...*

Atom-1	Atom-2	Interatomic distance (Å)	Clash overlap (Å)
1:M:385:LEU:HD12	1:M:386:GLY:N	2.35	0.41
1:M:401:LEU:HD12	1:M:401:LEU:O	2.20	0.41
1:M:468:ARG:HH11	1:M:468:ARG:HG3	1.86	0.41
1:O:368:ASN:HD22	1:O:406:ALA:C	2.25	0.41
1:O:377:VAL:HG13	1:O:398:GLU:HG3	2.02	0.41
1:O:481:LEU:O	1:O:485:GLN:HG3	2.21	0.41
1:O:521:MET:HE2	1:O:522:THR:H	1.86	0.41
1:A:220:LYS:O	1:A:519:PRO:HG2	2.20	0.41
1:A:401:LEU:HD12	1:A:401:LEU:O	2.20	0.41
1:A:507:ALA:HB3	1:A:585:ALA:HA	2.04	0.41
1:A:642:TYR:CD2	1:A:666:SER:HB3	2.55	0.41
1:B:380:THR:OG1	1:B:395:LYS:HE2	2.22	0.41
1:B:472:ASP:C	1:B:474:GLY:N	2.74	0.41
1:C:199:LYS:HD2	1:C:199:LYS:HA	1.89	0.41
1:C:383:LEU:HD23	1:C:384:VAL:N	2.35	0.41
1:C:385:LEU:HD12	1:C:386:GLY:N	2.35	0.41
1:D:533:PHE:HB3	1:D:540:LEU:CD1	2.46	0.41
1:F:195:ASP:O	1:F:202:PHE:N	2.43	0.41
1:F:516:THR:HB	1:O:196:VAL:HG11	2.02	0.41
1:F:533:PHE:HB3	1:F:540:LEU:CD1	2.46	0.41
1:F:642:TYR:CE1	1:F:700:ALA:HB2	2.56	0.41
1:G:230:SER:HB2	1:G:484:ILE:HD12	2.03	0.41
1:G:377:VAL:HG13	1:G:398:GLU:HG3	2.02	0.41
1:G:472:ASP:C	1:G:474:GLY:N	2.74	0.41
1:G:481:LEU:O	1:G:485:GLN:HG3	2.21	0.41
1:G:642:TYR:CD2	1:G:666:SER:HB3	2.55	0.41
1:H:383:LEU:HD23	1:H:384:VAL:N	2.35	0.41
1:H:558:THR:HG23	1:H:587:MET:HG2	2.02	0.41
1:I:493:PHE:HB3	1:I:531:PHE:CE1	2.56	0.41
1:I:510:PRO:HG2	1:I:511:SER:H	1.85	0.41
1:J:497:ASP:O	1:J:499:ASN:N	2.52	0.41
1:K:187:LEU:HD23	1:K:205:PRO:HB3	2.02	0.41
1:L:266:MET:HB3	1:L:332:VAL:HG11	2.03	0.41
1:L:383:LEU:HD23	1:L:384:VAL:N	2.35	0.41
1:M:234:SER:OG	1:M:237:GLU:HG3	2.21	0.41
1:M:558:THR:HG23	1:M:587:MET:HG2	2.02	0.41
1:M:642:TYR:CE1	1:M:700:ALA:HB2	2.56	0.41
1:M:643:ILE:HB	1:M:699:TYR:HB2	2.02	0.41
1:O:493:PHE:HB3	1:O:531:PHE:CE1	2.56	0.41
1:O:533:PHE:HB3	1:O:540:LEU:CD1	2.46	0.41
1:A:230:SER:HB2	1:A:484:ILE:HD12	2.03	0.40

*Continued on next page...*

*Continued from previous page...*

Atom-1	Atom-2	Interatomic distance (Å)	Clash overlap (Å)
1:A:493:PHE:HB3	1:A:531:PHE:CE1	2.56	0.40
1:A:643:ILE:HB	1:A:699:TYR:HB2	2.03	0.40
1:B:332:VAL:O	1:B:447:GLN:HB2	2.22	0.40
1:B:391:LEU:O	1:B:392:ALA:HB2	2.21	0.40
1:C:510:PRO:HG2	1:C:511:SER:H	1.85	0.40
1:C:521:MET:CE	1:C:522:THR:H	2.34	0.40
1:C:603:ILE:O	1:C:605:VAL:HG23	2.20	0.40
1:D:259:TYR:HA	1:D:477:TRP:CZ3	2.56	0.40
1:D:380:THR:OG1	1:D:395:LYS:HE2	2.22	0.40
1:D:603:ILE:O	1:D:605:VAL:HG23	2.20	0.40
1:E:222:SER:HB2	1:E:518:LYS:HA	2.03	0.40
1:E:263:HIS:CE1	1:E:367:VAL:HG11	2.56	0.40
1:F:234:SER:OG	1:F:237:GLU:HG3	2.22	0.40
1:G:468:ARG:HH11	1:G:468:ARG:HG3	1.86	0.40
1:H:259:TYR:HA	1:H:477:TRP:CZ3	2.56	0.40
1:H:468:ARG:HH11	1:H:468:ARG:HG3	1.86	0.40
1:H:497:ASP:O	1:H:499:ASN:N	2.52	0.40
1:I:310:HIS:C	1:I:312:SER:H	2.24	0.40
1:I:377:VAL:HG13	1:I:398:GLU:HG3	2.02	0.40
1:I:380:THR:OG1	1:I:395:LYS:HE2	2.21	0.40
1:I:481:LEU:O	1:I:485:GLN:HG3	2.21	0.40
1:J:318:GLY:C	1:J:320:VAL:H	2.24	0.40
1:J:404:ILE:N	1:J:404:ILE:CD1	2.84	0.40
1:J:510:PRO:HG2	1:J:511:SER:H	1.85	0.40
1:K:259:TYR:HA	1:K:477:TRP:CZ3	2.56	0.40
1:K:266:MET:HB3	1:K:332:VAL:HG11	2.03	0.40
1:K:368:ASN:HD22	1:K:406:ALA:C	2.25	0.40
1:L:220:LYS:O	1:L:519:PRO:HG2	2.20	0.40
1:L:391:LEU:O	1:L:392:ALA:HB2	2.21	0.40
1:L:643:ILE:HB	1:L:699:TYR:HB2	2.02	0.40
1:M:318:GLY:C	1:M:320:VAL:H	2.24	0.40
1:M:368:ASN:ND2	1:M:407:PRO:CA	2.82	0.40
1:M:472:ASP:C	1:M:474:GLY:N	2.74	0.40
1:O:472:ASP:C	1:O:474:GLY:N	2.74	0.40
1:A:222:SER:HB2	1:A:518:LYS:HA	2.03	0.40
1:A:468:ARG:HH11	1:A:468:ARG:HG3	1.86	0.40
1:B:266:MET:HB3	1:B:332:VAL:HG11	2.03	0.40
1:B:368:ASN:HD22	1:B:406:ALA:C	2.25	0.40
1:B:453:ASP:OD1	1:B:455:VAL:HG12	2.20	0.40
1:B:521:MET:CE	1:B:522:THR:H	2.34	0.40
1:C:230:SER:HB2	1:C:484:ILE:HD12	2.04	0.40

*Continued on next page...*

*Continued from previous page...*

Atom-1	Atom-2	Interatomic distance (Å)	Clash overlap (Å)
1:C:258:ALA:HA	1:C:371:THR:HG1	1.83	0.40
1:C:259:TYR:HA	1:C:477:TRP:CZ3	2.56	0.40
1:C:492:ILE:HA	1:C:501:VAL:O	2.20	0.40
1:D:468:ARG:HG3	1:D:468:ARG:HH11	1.86	0.40
1:E:187:LEU:HD23	1:E:205:PRO:HB3	2.02	0.40
1:E:324:PHE:HE1	1:E:588:ASN:CB	2.25	0.40
1:E:378:LEU:HG	1:E:379:PRO:HD2	2.01	0.40
1:F:222:SER:HB2	1:F:518:LYS:HA	2.03	0.40
1:F:521:MET:CE	1:F:525:GLU:HB3	2.51	0.40
1:G:259:TYR:HA	1:G:477:TRP:CZ3	2.56	0.40
1:G:316:ILE:O	1:G:318:GLY:N	2.53	0.40
1:I:259:TYR:HA	1:I:477:TRP:CZ3	2.56	0.40
1:I:411:TYR:HD2	1:I:412:PRO:CD	2.34	0.40
1:J:234:SER:OG	1:J:237:GLU:HG3	2.22	0.40
1:J:332:VAL:O	1:J:447:GLN:HB2	2.22	0.40
1:J:391:LEU:O	1:J:392:ALA:HB2	2.21	0.40
1:J:492:ILE:HA	1:J:501:VAL:O	2.20	0.40
1:J:521:MET:CE	1:J:522:THR:H	2.34	0.40
1:J:548:THR:HA	1:J:575:TYR:CD1	2.57	0.40
1:K:453:ASP:OD1	1:K:455:VAL:HG12	2.20	0.40
1:L:472:ASP:C	1:L:474:GLY:N	2.74	0.40
1:M:263:HIS:CE1	1:M:367:VAL:HG11	2.56	0.40
1:M:380:THR:OG1	1:M:395:LYS:HE2	2.22	0.40
1:M:411:TYR:HD2	1:M:412:PRO:CD	2.34	0.40
1:M:507:ALA:HB3	1:M:585:ALA:HA	2.04	0.40
1:M:548:THR:HA	1:M:575:TYR:CD1	2.57	0.40
1:O:511:SER:O	1:O:513:PRO:HD3	2.21	0.40
1:A:391:LEU:O	1:A:392:ALA:HB2	2.21	0.40
1:A:521:MET:CE	1:A:522:THR:H	2.34	0.40
1:B:310:HIS:C	1:B:312:SER:H	2.24	0.40
1:B:377:VAL:HG13	1:B:398:GLU:HG3	2.02	0.40
1:C:266:MET:HB3	1:C:332:VAL:HG11	2.03	0.40
1:C:404:ILE:N	1:C:404:ILE:CD1	2.84	0.40
1:C:481:LEU:O	1:C:485:GLN:HG3	2.21	0.40
1:D:332:VAL:O	1:D:447:GLN:HB2	2.22	0.40
1:D:368:ASN:HD22	1:D:406:ALA:C	2.25	0.40
1:E:229:ALA:HB1	1:E:257:ALA:HA	2.04	0.40
1:E:487:THR:HB	1:E:518:LYS:HZ2	1.86	0.40
1:F:468:ARG:HH11	1:F:468:ARG:HG3	1.86	0.40
1:F:511:SER:O	1:F:513:PRO:HD3	2.21	0.40
1:F:691:ASN:O	1:F:693:ASN:N	2.55	0.40

*Continued on next page...*

*Continued from previous page...*

Atom-1	Atom-2	Interatomic distance (Å)	Clash overlap (Å)
1:G:229:ALA:HB1	1:G:257:ALA:HA	2.04	0.40
1:G:234:SER:OG	1:G:237:GLU:HG3	2.22	0.40
1:H:332:VAL:O	1:H:447:GLN:HB2	2.22	0.40
1:H:424:GLN:O	1:H:425:ASP:CB	2.69	0.40
1:I:200:ARG:H	1:I:200:ARG:CD	2.33	0.40
1:I:332:VAL:O	1:I:447:GLN:HB2	2.21	0.40
1:I:383:LEU:HD23	1:I:384:VAL:N	2.35	0.40
1:J:368:ASN:HD22	1:J:406:ALA:C	2.25	0.40
1:K:263:HIS:CE1	1:K:367:VAL:HG11	2.56	0.40
1:K:365:ARG:CB	1:K:412:PRO:HD2	2.52	0.40
1:K:468:ARG:HH11	1:K:468:ARG:HG3	1.86	0.40
1:L:187:LEU:HD23	1:L:205:PRO:HB3	2.02	0.40
1:L:197:LYS:O	1:L:198:ASN:O	2.40	0.40
1:L:318:GLY:C	1:L:320:VAL:H	2.24	0.40
1:L:365:ARG:CB	1:L:412:PRO:HD2	2.52	0.40
1:M:493:PHE:HB3	1:M:531:PHE:CE1	2.56	0.40
1:M:723:LYS:H	1:M:723:LYS:HG2	1.64	0.40
1:O:318:GLY:C	1:O:320:VAL:H	2.24	0.40
1:O:488:THR:CB	1:O:504:ARG:HB3	2.51	0.40
1:O:507:ALA:HB3	1:O:585:ALA:HA	2.04	0.40
1:O:548:THR:HA	1:O:575:TYR:CD1	2.57	0.40
1:O:558:THR:HG23	1:O:587:MET:HG2	2.02	0.40
1:O:643:ILE:HB	1:O:699:TYR:HB2	2.02	0.40
1:A:200:ARG:N	1:A:200:ARG:CD	2.84	0.40
1:A:229:ALA:HB1	1:A:257:ALA:HA	2.04	0.40
1:A:253:HIS:HA	1:A:254:PRO:HD3	1.82	0.40
1:A:263:HIS:CE1	1:A:367:VAL:HG11	2.56	0.40
1:A:368:ASN:HD22	1:A:406:ALA:C	2.24	0.40
1:A:496:LYS:HG2	1:A:542:TYR:OH	2.22	0.40
1:B:197:LYS:O	1:B:198:ASN:O	2.40	0.40
1:B:318:GLY:C	1:B:320:VAL:H	2.24	0.40
1:B:481:LEU:O	1:B:485:GLN:HG3	2.21	0.40
1:C:468:ARG:HH11	1:C:468:ARG:HG3	1.86	0.40
1:D:230:SER:HB2	1:D:484:ILE:HD12	2.04	0.40
1:D:261:ILE:HB	1:D:370:GLY:N	2.37	0.40
1:F:230:SER:HB2	1:F:484:ILE:HD12	2.03	0.40
1:F:318:GLY:C	1:F:320:VAL:H	2.24	0.40
1:F:480:VAL:CG2	1:O:468:ARG:HD3	2.52	0.40
1:G:548:THR:HA	1:G:575:TYR:CD1	2.57	0.40
1:H:189:VAL:CG1	1:I:199:LYS:HG2	2.52	0.40
1:H:493:PHE:HB3	1:H:531:PHE:CE1	2.56	0.40

*Continued on next page...*



*Continued from previous page...*

Atom-1	Atom-2	Interatomic distance (Å)	Clash overlap (Å)
1:H:548:THR:HA	1:H:575:TYR:CD1	2.57	0.40
1:H:584:ASN:N	1:H:587:MET:HE1	2.28	0.40
1:I:365:ARG:CB	1:I:412:PRO:HD2	2.52	0.40
1:I:424:GLN:O	1:I:425:ASP:CB	2.69	0.40
1:I:513:PRO:HB2	1:J:240:THR:O	2.20	0.40
1:J:385:LEU:HD12	1:J:386:GLY:N	2.35	0.40
1:K:197:LYS:O	1:K:198:ASN:O	2.40	0.40
1:K:332:VAL:O	1:K:447:GLN:HB2	2.21	0.40
1:K:383:LEU:HD23	1:K:384:VAL:N	2.35	0.40
1:K:391:LEU:O	1:K:392:ALA:HB2	2.21	0.40
1:L:380:THR:OG1	1:L:395:LYS:HE2	2.22	0.40
1:L:468:ARG:HG3	1:L:468:ARG:HH11	1.86	0.40
1:L:558:THR:HG23	1:L:587:MET:HG2	2.02	0.40
1:M:259:TYR:HA	1:M:477:TRP:CZ3	2.56	0.40
1:A:175:VAL:HA	1:A:176:PRO:HD3	1.80	0.40
1:A:266:MET:HB3	1:A:332:VAL:HG11	2.03	0.40
1:A:318:GLY:C	1:A:320:VAL:H	2.24	0.40
1:B:365:ARG:CB	1:B:412:PRO:HD2	2.52	0.40
1:B:493:PHE:HB3	1:B:531:PHE:CE1	2.56	0.40
1:B:521:MET:HE3	1:B:521:MET:CA	2.35	0.40
1:B:578:LEU:HD12	1:B:578:LEU:HA	1.90	0.40
1:C:365:ARG:CB	1:C:412:PRO:HD2	2.52	0.40
1:C:380:THR:OG1	1:C:395:LYS:HE2	2.22	0.40
1:D:197:LYS:O	1:D:198:ASN:O	2.40	0.40
1:D:224:GLU:OE2	1:E:201:THR:N	2.49	0.40
1:E:468:ARG:HH11	1:E:468:ARG:HG3	1.86	0.40
1:E:521:MET:CE	1:E:522:THR:H	2.34	0.40
1:F:332:VAL:O	1:F:447:GLN:HB2	2.22	0.40
1:F:507:ALA:HB3	1:F:585:ALA:HA	2.04	0.40
1:F:643:ILE:HB	1:F:699:TYR:HB2	2.02	0.40
1:G:380:THR:OG1	1:G:395:LYS:HE2	2.21	0.40
1:H:187:LEU:HD23	1:H:205:PRO:HB3	2.02	0.40
1:H:234:SER:OG	1:H:237:GLU:HG3	2.21	0.40
1:H:316:ILE:O	1:H:318:GLY:N	2.53	0.40
1:I:472:ASP:C	1:I:474:GLY:N	2.74	0.40
1:J:380:THR:OG1	1:J:395:LYS:HE2	2.22	0.40
1:K:229:ALA:HB1	1:K:257:ALA:HA	2.04	0.40
1:L:507:ALA:HB3	1:L:585:ALA:HA	2.04	0.40
1:M:365:ARG:CB	1:M:412:PRO:HD2	2.52	0.40
1:M:488:THR:CB	1:M:504:ARG:HB3	2.51	0.40
1:O:175:VAL:HA	1:O:176:PRO:HD3	1.80	0.40

*Continued on next page...*

Continued from previous page...

Atom-1	Atom-2	Interatomic distance (Å)	Clash overlap (Å)
1:O:394:ILE:HD13	1:O:421:LEU:HD22	2.02	0.40

All (33) symmetry-related close contacts are listed below. The label for Atom-2 includes the symmetry operator and encoded unit-cell translations to be applied.

Atom-1	Atom-2	Interatomic distance (Å)	Clash overlap (Å)
1:C:197:LYS:NZ	1:H:694:TYR:OH[1_545]	0.73	1.47
1:E:197:LYS:NZ	1:J:694:TYR:OH[1_544]	0.83	1.37
1:L:694:TYR:OH	1:O:197:LYS:NZ[1_556]	0.90	1.30
1:B:659:ARG:CZ	1:M:213:LYS:NZ[1_455]	1.33	0.87
1:L:694:TYR:OH	1:O:197:LYS:CE[1_556]	1.38	0.82
1:D:659:ARG:CZ	1:H:213:LYS:NZ[1_445]	1.40	0.80
1:B:650:GLU:OE1	1:L:176:PRO:CG[1_455]	1.42	0.78
1:C:197:LYS:CE	1:H:694:TYR:OH[1_545]	1.49	0.71
1:L:682:ASN:CA	1:O:209:ASN:ND2[1_556]	1.50	0.70
1:B:659:ARG:NH1	1:M:213:LYS:NZ[1_455]	1.62	0.58
1:K:213:LYS:NZ	1:O:659:ARG:NE[1_656]	1.62	0.58
1:D:659:ARG:NH1	1:H:213:LYS:NZ[1_445]	1.69	0.51
1:K:213:LYS:NZ	1:O:659:ARG:CD[1_656]	1.74	0.46
1:C:197:LYS:NZ	1:H:694:TYR:CZ[1_545]	1.80	0.40
1:C:208:SER:CB	1:H:683:ASP:OD2[1_545]	1.80	0.40
1:L:683:ASP:OD2	1:O:208:SER:CB[1_556]	1.81	0.39
1:L:694:TYR:CZ	1:O:197:LYS:NZ[1_556]	1.81	0.39
1:D:650:GLU:OE1	1:G:176:PRO:CG[1_445]	1.86	0.34
1:C:209:ASN:ND2	1:H:682:ASN:CA[1_545]	1.87	0.33
1:B:659:ARG:NE	1:M:213:LYS:NZ[1_455]	1.89	0.31
1:K:213:LYS:NZ	1:O:659:ARG:CZ[1_656]	1.91	0.29
1:D:685:LEU:CD1	1:H:190:GLU:OE1[1_445]	1.94	0.26
1:D:659:ARG:NH2	1:H:213:LYS:NZ[1_445]	1.96	0.24
1:B:650:GLU:CD	1:L:176:PRO:CG[1_455]	2.02	0.18
1:E:197:LYS:CE	1:J:694:TYR:OH[1_544]	2.05	0.15
1:B:659:ARG:NH2	1:M:213:LYS:NZ[1_455]	2.09	0.11
1:B:650:GLU:OE1	1:L:176:PRO:CD[1_455]	2.10	0.10
1:D:659:ARG:NE	1:H:213:LYS:NZ[1_445]	2.11	0.09
1:L:682:ASN:C	1:O:209:ASN:ND2[1_556]	2.14	0.06
1:B:659:ARG:NH1	1:M:213:LYS:CE[1_455]	2.15	0.05
1:E:197:LYS:NZ	1:J:694:TYR:CZ[1_544]	2.16	0.04
1:K:213:LYS:NZ	1:O:659:ARG:NH1[1_656]	2.16	0.04
1:B:650:GLU:OE2	1:L:176:PRO:CG[1_455]	2.17	0.03

## 5.3 Torsion angles

### 5.3.1 Protein backbone

In the following table, the Percentiles column shows the percent Ramachandran outliers of the chain as a percentile score with respect to all X-ray entries followed by that with respect to entries of similar resolution.

The Analysed column shows the number of residues for which the backbone conformation was analysed, and the total number of residues.

Mol	Chain	Analysed	Favoured	Allowed	Outliers	Percentiles	
1	A	547/562 (97%)	402 (74%)	107 (20%)	38 (7%)	1	14
1	B	547/562 (97%)	402 (74%)	107 (20%)	38 (7%)	1	14
1	C	547/562 (97%)	402 (74%)	107 (20%)	38 (7%)	1	14
1	D	547/562 (97%)	402 (74%)	107 (20%)	38 (7%)	1	14
1	E	547/562 (97%)	402 (74%)	107 (20%)	38 (7%)	1	14
1	F	547/562 (97%)	402 (74%)	107 (20%)	38 (7%)	1	14
1	G	547/562 (97%)	402 (74%)	107 (20%)	38 (7%)	1	14
1	H	547/562 (97%)	402 (74%)	107 (20%)	38 (7%)	1	14
1	I	547/562 (97%)	402 (74%)	107 (20%)	38 (7%)	1	14
1	J	547/562 (97%)	402 (74%)	107 (20%)	38 (7%)	1	14
1	K	547/562 (97%)	402 (74%)	107 (20%)	38 (7%)	1	14
1	L	547/562 (97%)	402 (74%)	107 (20%)	38 (7%)	1	14
1	M	547/562 (97%)	402 (74%)	107 (20%)	38 (7%)	1	14
1	O	547/562 (97%)	402 (74%)	107 (20%)	38 (7%)	1	14
All	All	7658/7868 (97%)	5628 (74%)	1498 (20%)	532 (7%)	1	14

All (532) Ramachandran outliers are listed below:

Mol	Chain	Res	Type
1	A	198	ASN
1	A	337	SER
1	A	341	ALA
1	A	397	LYS
1	A	424	GLN
1	B	198	ASN
1	B	337	SER
1	B	341	ALA
1	B	397	LYS

*Continued on next page...*

*Continued from previous page...*

<b>Mol</b>	<b>Chain</b>	<b>Res</b>	<b>Type</b>
1	B	424	GLN
1	C	198	ASN
1	C	337	SER
1	C	341	ALA
1	C	397	LYS
1	C	411	TYR
1	C	424	GLN
1	D	198	ASN
1	D	337	SER
1	D	341	ALA
1	D	397	LYS
1	D	424	GLN
1	E	198	ASN
1	E	337	SER
1	E	341	ALA
1	E	397	LYS
1	E	424	GLN
1	F	198	ASN
1	F	337	SER
1	F	341	ALA
1	F	397	LYS
1	F	424	GLN
1	G	198	ASN
1	G	337	SER
1	G	341	ALA
1	G	397	LYS
1	G	424	GLN
1	H	198	ASN
1	H	337	SER
1	H	341	ALA
1	H	397	LYS
1	H	424	GLN
1	I	198	ASN
1	I	337	SER
1	I	341	ALA
1	I	397	LYS
1	I	424	GLN
1	J	198	ASN
1	J	337	SER
1	J	341	ALA
1	J	397	LYS
1	J	424	GLN

*Continued on next page...*

*Continued from previous page...*

<b>Mol</b>	<b>Chain</b>	<b>Res</b>	<b>Type</b>
1	K	198	ASN
1	K	337	SER
1	K	341	ALA
1	K	397	LYS
1	K	424	GLN
1	L	198	ASN
1	L	337	SER
1	L	341	ALA
1	L	397	LYS
1	L	411	TYR
1	L	424	GLN
1	M	198	ASN
1	M	337	SER
1	M	341	ALA
1	M	397	LYS
1	M	424	GLN
1	O	198	ASN
1	O	337	SER
1	O	341	ALA
1	O	397	LYS
1	O	424	GLN
1	A	197	LYS
1	A	216	LEU
1	A	230	SER
1	A	311	ALA
1	A	327	SER
1	A	354	THR
1	A	370	GLY
1	A	411	TYR
1	A	414	LYS
1	A	464	PHE
1	A	536	PRO
1	A	570	ASN
1	B	197	LYS
1	B	216	LEU
1	B	230	SER
1	B	311	ALA
1	B	327	SER
1	B	354	THR
1	B	370	GLY
1	B	411	TYR
1	B	414	LYS

*Continued on next page...*

*Continued from previous page...*

<b>Mol</b>	<b>Chain</b>	<b>Res</b>	<b>Type</b>
1	B	464	PHE
1	B	536	PRO
1	B	570	ASN
1	C	197	LYS
1	C	216	LEU
1	C	230	SER
1	C	311	ALA
1	C	327	SER
1	C	354	THR
1	C	370	GLY
1	C	414	LYS
1	C	464	PHE
1	C	536	PRO
1	C	570	ASN
1	D	197	LYS
1	D	216	LEU
1	D	230	SER
1	D	311	ALA
1	D	327	SER
1	D	354	THR
1	D	370	GLY
1	D	411	TYR
1	D	414	LYS
1	D	464	PHE
1	D	536	PRO
1	D	570	ASN
1	E	197	LYS
1	E	216	LEU
1	E	230	SER
1	E	311	ALA
1	E	327	SER
1	E	354	THR
1	E	370	GLY
1	E	411	TYR
1	E	414	LYS
1	E	464	PHE
1	E	536	PRO
1	E	570	ASN
1	F	197	LYS
1	F	216	LEU
1	F	230	SER
1	F	311	ALA

*Continued on next page...*

*Continued from previous page...*

<b>Mol</b>	<b>Chain</b>	<b>Res</b>	<b>Type</b>
1	F	327	SER
1	F	354	THR
1	F	370	GLY
1	F	411	TYR
1	F	414	LYS
1	F	464	PHE
1	F	536	PRO
1	F	570	ASN
1	G	197	LYS
1	G	216	LEU
1	G	230	SER
1	G	311	ALA
1	G	327	SER
1	G	354	THR
1	G	370	GLY
1	G	411	TYR
1	G	414	LYS
1	G	464	PHE
1	G	536	PRO
1	G	570	ASN
1	H	197	LYS
1	H	216	LEU
1	H	230	SER
1	H	311	ALA
1	H	327	SER
1	H	354	THR
1	H	370	GLY
1	H	411	TYR
1	H	414	LYS
1	H	464	PHE
1	H	536	PRO
1	H	570	ASN
1	I	197	LYS
1	I	216	LEU
1	I	230	SER
1	I	311	ALA
1	I	327	SER
1	I	354	THR
1	I	370	GLY
1	I	411	TYR
1	I	414	LYS
1	I	464	PHE

*Continued on next page...*



*Continued from previous page...*

<b>Mol</b>	<b>Chain</b>	<b>Res</b>	<b>Type</b>
1	I	536	PRO
1	I	570	ASN
1	J	197	LYS
1	J	216	LEU
1	J	230	SER
1	J	311	ALA
1	J	327	SER
1	J	354	THR
1	J	370	GLY
1	J	411	TYR
1	J	414	LYS
1	J	464	PHE
1	J	536	PRO
1	J	570	ASN
1	K	197	LYS
1	K	216	LEU
1	K	230	SER
1	K	311	ALA
1	K	327	SER
1	K	354	THR
1	K	370	GLY
1	K	411	TYR
1	K	414	LYS
1	K	464	PHE
1	K	536	PRO
1	K	570	ASN
1	L	197	LYS
1	L	216	LEU
1	L	230	SER
1	L	311	ALA
1	L	327	SER
1	L	354	THR
1	L	370	GLY
1	L	414	LYS
1	L	464	PHE
1	L	536	PRO
1	L	570	ASN
1	M	197	LYS
1	M	216	LEU
1	M	230	SER
1	M	311	ALA
1	M	327	SER

*Continued on next page...*

*Continued from previous page...*

<b>Mol</b>	<b>Chain</b>	<b>Res</b>	<b>Type</b>
1	M	354	THR
1	M	370	GLY
1	M	411	TYR
1	M	414	LYS
1	M	464	PHE
1	M	536	PRO
1	M	570	ASN
1	O	197	LYS
1	O	216	LEU
1	O	230	SER
1	O	311	ALA
1	O	327	SER
1	O	354	THR
1	O	370	GLY
1	O	411	TYR
1	O	414	LYS
1	O	464	PHE
1	O	536	PRO
1	O	570	ASN
1	A	209	ASN
1	A	399	ASN
1	A	413	SER
1	A	713	ASN
1	B	209	ASN
1	B	399	ASN
1	B	413	SER
1	B	713	ASN
1	C	209	ASN
1	C	399	ASN
1	C	413	SER
1	C	713	ASN
1	D	209	ASN
1	D	399	ASN
1	D	413	SER
1	D	713	ASN
1	E	209	ASN
1	E	399	ASN
1	E	413	SER
1	E	713	ASN
1	F	209	ASN
1	F	399	ASN
1	F	413	SER

*Continued on next page...*

*Continued from previous page...*

<b>Mol</b>	<b>Chain</b>	<b>Res</b>	<b>Type</b>
1	F	713	ASN
1	G	209	ASN
1	G	399	ASN
1	G	413	SER
1	G	713	ASN
1	H	209	ASN
1	H	399	ASN
1	H	413	SER
1	H	713	ASN
1	I	209	ASN
1	I	399	ASN
1	I	413	SER
1	I	713	ASN
1	J	209	ASN
1	J	399	ASN
1	J	413	SER
1	J	713	ASN
1	K	209	ASN
1	K	399	ASN
1	K	413	SER
1	K	713	ASN
1	L	209	ASN
1	L	399	ASN
1	L	413	SER
1	L	713	ASN
1	M	209	ASN
1	M	399	ASN
1	M	413	SER
1	M	713	ASN
1	O	209	ASN
1	O	399	ASN
1	O	413	SER
1	O	713	ASN
1	A	232	PRO
1	A	431	PRO
1	A	465	GLU
1	A	561	ASN
1	A	610	SER
1	A	664	ASN
1	B	232	PRO
1	B	431	PRO
1	B	465	GLU

*Continued on next page...*

*Continued from previous page...*

<b>Mol</b>	<b>Chain</b>	<b>Res</b>	<b>Type</b>
1	B	561	ASN
1	B	610	SER
1	B	664	ASN
1	C	232	PRO
1	C	431	PRO
1	C	465	GLU
1	C	561	ASN
1	C	610	SER
1	C	664	ASN
1	D	232	PRO
1	D	431	PRO
1	D	465	GLU
1	D	561	ASN
1	D	610	SER
1	D	664	ASN
1	E	232	PRO
1	E	431	PRO
1	E	465	GLU
1	E	561	ASN
1	E	610	SER
1	E	664	ASN
1	F	232	PRO
1	F	431	PRO
1	F	465	GLU
1	F	561	ASN
1	F	610	SER
1	F	664	ASN
1	G	232	PRO
1	G	343	GLU
1	G	431	PRO
1	G	465	GLU
1	G	561	ASN
1	G	610	SER
1	G	664	ASN
1	H	232	PRO
1	H	431	PRO
1	H	465	GLU
1	H	561	ASN
1	H	610	SER
1	H	664	ASN
1	I	232	PRO
1	I	431	PRO

*Continued on next page...*

*Continued from previous page...*

<b>Mol</b>	<b>Chain</b>	<b>Res</b>	<b>Type</b>
1	I	465	GLU
1	I	561	ASN
1	I	610	SER
1	I	664	ASN
1	J	232	PRO
1	J	431	PRO
1	J	465	GLU
1	J	561	ASN
1	J	610	SER
1	J	664	ASN
1	K	232	PRO
1	K	431	PRO
1	K	465	GLU
1	K	561	ASN
1	K	610	SER
1	K	664	ASN
1	L	232	PRO
1	L	431	PRO
1	L	465	GLU
1	L	561	ASN
1	L	610	SER
1	L	664	ASN
1	M	232	PRO
1	M	431	PRO
1	M	465	GLU
1	M	561	ASN
1	M	610	SER
1	M	664	ASN
1	O	232	PRO
1	O	431	PRO
1	O	465	GLU
1	O	561	ASN
1	O	610	SER
1	O	664	ASN
1	A	303	VAL
1	A	304	HIS
1	A	343	GLU
1	A	345	THR
1	A	376	ASN
1	A	684	LYS
1	A	692	PRO
1	B	303	VAL

*Continued on next page...*

*Continued from previous page...*

<b>Mol</b>	<b>Chain</b>	<b>Res</b>	<b>Type</b>
1	B	304	HIS
1	B	343	GLU
1	B	345	THR
1	B	376	ASN
1	B	684	LYS
1	B	692	PRO
1	C	303	VAL
1	C	304	HIS
1	C	343	GLU
1	C	345	THR
1	C	376	ASN
1	C	684	LYS
1	C	692	PRO
1	D	303	VAL
1	D	304	HIS
1	D	343	GLU
1	D	345	THR
1	D	376	ASN
1	D	684	LYS
1	D	692	PRO
1	E	303	VAL
1	E	304	HIS
1	E	343	GLU
1	E	345	THR
1	E	376	ASN
1	E	684	LYS
1	E	692	PRO
1	F	303	VAL
1	F	304	HIS
1	F	343	GLU
1	F	345	THR
1	F	376	ASN
1	F	684	LYS
1	F	692	PRO
1	G	303	VAL
1	G	304	HIS
1	G	345	THR
1	G	376	ASN
1	G	684	LYS
1	G	692	PRO
1	H	303	VAL
1	H	304	HIS

*Continued on next page...*

*Continued from previous page...*

<b>Mol</b>	<b>Chain</b>	<b>Res</b>	<b>Type</b>
1	H	343	GLU
1	H	345	THR
1	H	376	ASN
1	H	684	LYS
1	H	692	PRO
1	I	303	VAL
1	I	304	HIS
1	I	343	GLU
1	I	345	THR
1	I	376	ASN
1	I	684	LYS
1	I	692	PRO
1	J	303	VAL
1	J	304	HIS
1	J	343	GLU
1	J	345	THR
1	J	376	ASN
1	J	684	LYS
1	J	692	PRO
1	K	303	VAL
1	K	304	HIS
1	K	343	GLU
1	K	345	THR
1	K	376	ASN
1	K	684	LYS
1	K	692	PRO
1	L	303	VAL
1	L	304	HIS
1	L	343	GLU
1	L	345	THR
1	L	376	ASN
1	L	684	LYS
1	L	692	PRO
1	M	303	VAL
1	M	304	HIS
1	M	343	GLU
1	M	345	THR
1	M	376	ASN
1	M	684	LYS
1	M	692	PRO
1	O	303	VAL
1	O	304	HIS

*Continued on next page...*



*Continued from previous page...*

<b>Mol</b>	<b>Chain</b>	<b>Res</b>	<b>Type</b>
1	O	343	GLU
1	O	345	THR
1	O	376	ASN
1	O	684	LYS
1	O	692	PRO
1	A	320	VAL
1	B	320	VAL
1	C	320	VAL
1	D	320	VAL
1	E	320	VAL
1	F	320	VAL
1	G	320	VAL
1	H	320	VAL
1	I	320	VAL
1	J	320	VAL
1	K	320	VAL
1	L	320	VAL
1	M	320	VAL
1	O	320	VAL
1	A	577	VAL
1	A	651	GLY
1	B	577	VAL
1	B	651	GLY
1	C	577	VAL
1	C	651	GLY
1	D	577	VAL
1	D	651	GLY
1	E	577	VAL
1	E	651	GLY
1	F	577	VAL
1	F	651	GLY
1	G	577	VAL
1	G	651	GLY
1	H	577	VAL
1	H	651	GLY
1	I	651	GLY
1	J	577	VAL
1	J	651	GLY
1	K	577	VAL
1	K	651	GLY
1	L	577	VAL
1	L	651	GLY

*Continued on next page...*

*Continued from previous page...*

Mol	Chain	Res	Type
1	M	577	VAL
1	M	651	GLY
1	O	577	VAL
1	O	651	GLY
1	A	532	GLY
1	B	532	GLY
1	C	532	GLY
1	D	532	GLY
1	E	532	GLY
1	F	532	GLY
1	G	532	GLY
1	H	532	GLY
1	I	532	GLY
1	I	577	VAL
1	J	532	GLY
1	K	532	GLY
1	L	532	GLY
1	M	532	GLY
1	O	532	GLY

### 5.3.2 Protein sidechains [i](#)

In the following table, the Percentiles column shows the percent sidechain outliers of the chain as a percentile score with respect to all X-ray entries followed by that with respect to entries of similar resolution.

The Analysed column shows the number of residues for which the sidechain conformation was analysed, and the total number of residues.

Mol	Chain	Analysed	Rotameric	Outliers	Percentiles	
1	A	492/501 (98%)	475 (96%)	17 (4%)	36	68
1	B	492/501 (98%)	475 (96%)	17 (4%)	36	68
1	C	492/501 (98%)	475 (96%)	17 (4%)	36	68
1	D	492/501 (98%)	475 (96%)	17 (4%)	36	68
1	E	492/501 (98%)	475 (96%)	17 (4%)	36	68
1	F	492/501 (98%)	475 (96%)	17 (4%)	36	68
1	G	492/501 (98%)	475 (96%)	17 (4%)	36	68
1	H	492/501 (98%)	475 (96%)	17 (4%)	36	68
1	I	492/501 (98%)	475 (96%)	17 (4%)	36	68

*Continued on next page...*

*Continued from previous page...*

Mol	Chain	Analysed	Rotameric	Outliers	Percentiles	
1	J	492/501 (98%)	475 (96%)	17 (4%)	36	68
1	K	492/501 (98%)	475 (96%)	17 (4%)	36	68
1	L	492/501 (98%)	475 (96%)	17 (4%)	36	68
1	M	492/501 (98%)	475 (96%)	17 (4%)	36	68
1	O	492/501 (98%)	475 (96%)	17 (4%)	36	68
All	All	6888/7014 (98%)	6650 (96%)	238 (4%)	36	68

All (238) residues with a non-rotameric sidechain are listed below:

Mol	Chain	Res	Type
1	A	200	ARG
1	A	252	ARG
1	A	259	TYR
1	A	365	ARG
1	A	369	THR
1	A	378	LEU
1	A	394	ILE
1	A	403	GLN
1	A	476	ASN
1	A	481	LEU
1	A	515	GLU
1	A	553	ASN
1	A	596	PHE
1	A	600	ARG
1	A	629	LEU
1	A	634	ASP
1	A	670	GLN
1	B	200	ARG
1	B	252	ARG
1	B	259	TYR
1	B	365	ARG
1	B	369	THR
1	B	378	LEU
1	B	394	ILE
1	B	403	GLN
1	B	476	ASN
1	B	481	LEU
1	B	515	GLU
1	B	553	ASN
1	B	596	PHE

*Continued on next page...*

*Continued from previous page...*

<b>Mol</b>	<b>Chain</b>	<b>Res</b>	<b>Type</b>
1	B	600	ARG
1	B	629	LEU
1	B	634	ASP
1	B	670	GLN
1	C	200	ARG
1	C	252	ARG
1	C	259	TYR
1	C	365	ARG
1	C	369	THR
1	C	378	LEU
1	C	394	ILE
1	C	403	GLN
1	C	476	ASN
1	C	481	LEU
1	C	515	GLU
1	C	553	ASN
1	C	596	PHE
1	C	600	ARG
1	C	629	LEU
1	C	634	ASP
1	C	670	GLN
1	D	200	ARG
1	D	252	ARG
1	D	259	TYR
1	D	365	ARG
1	D	369	THR
1	D	378	LEU
1	D	394	ILE
1	D	403	GLN
1	D	476	ASN
1	D	481	LEU
1	D	515	GLU
1	D	553	ASN
1	D	596	PHE
1	D	600	ARG
1	D	629	LEU
1	D	634	ASP
1	D	670	GLN
1	E	200	ARG
1	E	252	ARG
1	E	259	TYR
1	E	365	ARG

*Continued on next page...*

*Continued from previous page...*

<b>Mol</b>	<b>Chain</b>	<b>Res</b>	<b>Type</b>
1	E	369	THR
1	E	378	LEU
1	E	394	ILE
1	E	403	GLN
1	E	476	ASN
1	E	481	LEU
1	E	515	GLU
1	E	553	ASN
1	E	596	PHE
1	E	600	ARG
1	E	629	LEU
1	E	634	ASP
1	E	670	GLN
1	F	200	ARG
1	F	252	ARG
1	F	259	TYR
1	F	365	ARG
1	F	369	THR
1	F	378	LEU
1	F	394	ILE
1	F	403	GLN
1	F	476	ASN
1	F	481	LEU
1	F	515	GLU
1	F	553	ASN
1	F	596	PHE
1	F	600	ARG
1	F	629	LEU
1	F	634	ASP
1	F	670	GLN
1	G	200	ARG
1	G	252	ARG
1	G	259	TYR
1	G	365	ARG
1	G	369	THR
1	G	378	LEU
1	G	394	ILE
1	G	403	GLN
1	G	476	ASN
1	G	481	LEU
1	G	515	GLU
1	G	553	ASN

*Continued on next page...*

*Continued from previous page...*

<b>Mol</b>	<b>Chain</b>	<b>Res</b>	<b>Type</b>
1	G	596	PHE
1	G	600	ARG
1	G	629	LEU
1	G	634	ASP
1	G	670	GLN
1	H	200	ARG
1	H	252	ARG
1	H	259	TYR
1	H	365	ARG
1	H	369	THR
1	H	378	LEU
1	H	394	ILE
1	H	403	GLN
1	H	476	ASN
1	H	481	LEU
1	H	515	GLU
1	H	553	ASN
1	H	596	PHE
1	H	600	ARG
1	H	629	LEU
1	H	634	ASP
1	H	670	GLN
1	I	200	ARG
1	I	252	ARG
1	I	259	TYR
1	I	365	ARG
1	I	369	THR
1	I	378	LEU
1	I	394	ILE
1	I	403	GLN
1	I	476	ASN
1	I	481	LEU
1	I	515	GLU
1	I	553	ASN
1	I	596	PHE
1	I	600	ARG
1	I	629	LEU
1	I	634	ASP
1	I	670	GLN
1	J	200	ARG
1	J	252	ARG
1	J	259	TYR

*Continued on next page...*

*Continued from previous page...*

<b>Mol</b>	<b>Chain</b>	<b>Res</b>	<b>Type</b>
1	J	365	ARG
1	J	369	THR
1	J	378	LEU
1	J	394	ILE
1	J	403	GLN
1	J	476	ASN
1	J	481	LEU
1	J	515	GLU
1	J	553	ASN
1	J	596	PHE
1	J	600	ARG
1	J	629	LEU
1	J	634	ASP
1	J	670	GLN
1	K	200	ARG
1	K	252	ARG
1	K	259	TYR
1	K	365	ARG
1	K	369	THR
1	K	378	LEU
1	K	394	ILE
1	K	403	GLN
1	K	476	ASN
1	K	481	LEU
1	K	515	GLU
1	K	553	ASN
1	K	596	PHE
1	K	600	ARG
1	K	629	LEU
1	K	634	ASP
1	K	670	GLN
1	L	200	ARG
1	L	252	ARG
1	L	259	TYR
1	L	365	ARG
1	L	369	THR
1	L	378	LEU
1	L	394	ILE
1	L	403	GLN
1	L	476	ASN
1	L	481	LEU
1	L	515	GLU

*Continued on next page...*

*Continued from previous page...*

Mol	Chain	Res	Type
1	L	553	ASN
1	L	596	PHE
1	L	600	ARG
1	L	629	LEU
1	L	634	ASP
1	L	670	GLN
1	M	200	ARG
1	M	252	ARG
1	M	259	TYR
1	M	365	ARG
1	M	369	THR
1	M	378	LEU
1	M	394	ILE
1	M	403	GLN
1	M	476	ASN
1	M	481	LEU
1	M	515	GLU
1	M	553	ASN
1	M	596	PHE
1	M	600	ARG
1	M	629	LEU
1	M	634	ASP
1	M	670	GLN
1	O	200	ARG
1	O	252	ARG
1	O	259	TYR
1	O	365	ARG
1	O	369	THR
1	O	378	LEU
1	O	394	ILE
1	O	403	GLN
1	O	476	ASN
1	O	481	LEU
1	O	515	GLU
1	O	553	ASN
1	O	596	PHE
1	O	600	ARG
1	O	629	LEU
1	O	634	ASP
1	O	670	GLN

Sometimes sidechains can be flipped to improve hydrogen bonding and reduce clashes. All (303) such sidechains are listed below:



Mol	Chain	Res	Type
1	A	211	HIS
1	A	263	HIS
1	A	361	ASN
1	A	368	ASN
1	A	403	GLN
1	A	415	ASN
1	A	422	ASN
1	A	437	ASN
1	A	447	GLN
1	A	458	ASN
1	A	463	ASN
1	A	483	GLN
1	A	537	ASN
1	A	539	ASN
1	A	541	GLN
1	A	543	GLN
1	A	561	ASN
1	A	584	ASN
1	A	588	ASN
1	A	664	ASN
1	A	670	GLN
1	B	211	HIS
1	B	246	ASN
1	B	361	ASN
1	B	368	ASN
1	B	403	GLN
1	B	415	ASN
1	B	422	ASN
1	B	437	ASN
1	B	447	GLN
1	B	458	ASN
1	B	463	ASN
1	B	483	GLN
1	B	537	ASN
1	B	539	ASN
1	B	541	GLN
1	B	543	GLN
1	B	561	ASN
1	B	584	ASN
1	B	588	ASN
1	B	601	ASN
1	B	664	ASN
1	B	670	GLN

*Continued on next page...*

*Continued from previous page...*

<b>Mol</b>	<b>Chain</b>	<b>Res</b>	<b>Type</b>
1	C	211	HIS
1	C	246	ASN
1	C	263	HIS
1	C	361	ASN
1	C	368	ASN
1	C	403	GLN
1	C	415	ASN
1	C	422	ASN
1	C	437	ASN
1	C	447	GLN
1	C	458	ASN
1	C	463	ASN
1	C	483	GLN
1	C	537	ASN
1	C	539	ASN
1	C	541	GLN
1	C	543	GLN
1	C	561	ASN
1	C	584	ASN
1	C	588	ASN
1	C	601	ASN
1	C	664	ASN
1	C	670	GLN
1	D	211	HIS
1	D	246	ASN
1	D	361	ASN
1	D	368	ASN
1	D	403	GLN
1	D	415	ASN
1	D	422	ASN
1	D	437	ASN
1	D	447	GLN
1	D	458	ASN
1	D	463	ASN
1	D	483	GLN
1	D	537	ASN
1	D	539	ASN
1	D	541	GLN
1	D	543	GLN
1	D	561	ASN
1	D	584	ASN
1	D	588	ASN

*Continued on next page...*

*Continued from previous page...*

<b>Mol</b>	<b>Chain</b>	<b>Res</b>	<b>Type</b>
1	D	601	ASN
1	E	211	HIS
1	E	246	ASN
1	E	361	ASN
1	E	368	ASN
1	E	403	GLN
1	E	415	ASN
1	E	422	ASN
1	E	437	ASN
1	E	447	GLN
1	E	458	ASN
1	E	463	ASN
1	E	483	GLN
1	E	537	ASN
1	E	539	ASN
1	E	541	GLN
1	E	543	GLN
1	E	561	ASN
1	E	584	ASN
1	E	588	ASN
1	E	601	ASN
1	E	664	ASN
1	E	670	GLN
1	F	211	HIS
1	F	246	ASN
1	F	263	HIS
1	F	361	ASN
1	F	368	ASN
1	F	403	GLN
1	F	415	ASN
1	F	422	ASN
1	F	437	ASN
1	F	447	GLN
1	F	458	ASN
1	F	463	ASN
1	F	483	GLN
1	F	537	ASN
1	F	539	ASN
1	F	541	GLN
1	F	543	GLN
1	F	561	ASN
1	F	584	ASN

*Continued on next page...*

*Continued from previous page...*

<b>Mol</b>	<b>Chain</b>	<b>Res</b>	<b>Type</b>
1	F	588	ASN
1	F	601	ASN
1	F	664	ASN
1	G	211	HIS
1	G	246	ASN
1	G	263	HIS
1	G	361	ASN
1	G	368	ASN
1	G	403	GLN
1	G	415	ASN
1	G	422	ASN
1	G	437	ASN
1	G	447	GLN
1	G	458	ASN
1	G	463	ASN
1	G	483	GLN
1	G	537	ASN
1	G	539	ASN
1	G	541	GLN
1	G	543	GLN
1	G	561	ASN
1	G	584	ASN
1	G	588	ASN
1	G	601	ASN
1	G	664	ASN
1	H	211	HIS
1	H	361	ASN
1	H	368	ASN
1	H	403	GLN
1	H	415	ASN
1	H	422	ASN
1	H	437	ASN
1	H	447	GLN
1	H	458	ASN
1	H	463	ASN
1	H	483	GLN
1	H	537	ASN
1	H	539	ASN
1	H	541	GLN
1	H	543	GLN
1	H	561	ASN
1	H	584	ASN

*Continued on next page...*

*Continued from previous page...*

<b>Mol</b>	<b>Chain</b>	<b>Res</b>	<b>Type</b>
1	H	588	ASN
1	H	601	ASN
1	H	664	ASN
1	H	670	GLN
1	I	211	HIS
1	I	246	ASN
1	I	263	HIS
1	I	361	ASN
1	I	368	ASN
1	I	403	GLN
1	I	415	ASN
1	I	422	ASN
1	I	437	ASN
1	I	447	GLN
1	I	458	ASN
1	I	463	ASN
1	I	483	GLN
1	I	537	ASN
1	I	539	ASN
1	I	541	GLN
1	I	543	GLN
1	I	561	ASN
1	I	584	ASN
1	I	588	ASN
1	I	601	ASN
1	I	664	ASN
1	J	211	HIS
1	J	246	ASN
1	J	263	HIS
1	J	361	ASN
1	J	368	ASN
1	J	403	GLN
1	J	415	ASN
1	J	422	ASN
1	J	437	ASN
1	J	447	GLN
1	J	458	ASN
1	J	463	ASN
1	J	483	GLN
1	J	537	ASN
1	J	539	ASN
1	J	541	GLN

*Continued on next page...*

*Continued from previous page...*

<b>Mol</b>	<b>Chain</b>	<b>Res</b>	<b>Type</b>
1	J	543	GLN
1	J	561	ASN
1	J	584	ASN
1	J	588	ASN
1	J	601	ASN
1	J	670	GLN
1	K	211	HIS
1	K	246	ASN
1	K	361	ASN
1	K	368	ASN
1	K	403	GLN
1	K	415	ASN
1	K	422	ASN
1	K	437	ASN
1	K	447	GLN
1	K	458	ASN
1	K	463	ASN
1	K	483	GLN
1	K	537	ASN
1	K	539	ASN
1	K	541	GLN
1	K	543	GLN
1	K	561	ASN
1	K	584	ASN
1	K	588	ASN
1	K	601	ASN
1	K	664	ASN
1	L	211	HIS
1	L	246	ASN
1	L	263	HIS
1	L	361	ASN
1	L	368	ASN
1	L	403	GLN
1	L	415	ASN
1	L	422	ASN
1	L	437	ASN
1	L	447	GLN
1	L	458	ASN
1	L	463	ASN
1	L	483	GLN
1	L	537	ASN
1	L	539	ASN

*Continued on next page...*

*Continued from previous page...*

<b>Mol</b>	<b>Chain</b>	<b>Res</b>	<b>Type</b>
1	L	541	GLN
1	L	543	GLN
1	L	561	ASN
1	L	584	ASN
1	L	588	ASN
1	L	601	ASN
1	L	664	ASN
1	L	670	GLN
1	M	211	HIS
1	M	246	ASN
1	M	263	HIS
1	M	361	ASN
1	M	368	ASN
1	M	403	GLN
1	M	415	ASN
1	M	422	ASN
1	M	437	ASN
1	M	447	GLN
1	M	458	ASN
1	M	463	ASN
1	M	483	GLN
1	M	537	ASN
1	M	539	ASN
1	M	541	GLN
1	M	543	GLN
1	M	561	ASN
1	M	584	ASN
1	M	588	ASN
1	M	601	ASN
1	M	664	ASN
1	O	211	HIS
1	O	263	HIS
1	O	361	ASN
1	O	368	ASN
1	O	403	GLN
1	O	415	ASN
1	O	422	ASN
1	O	437	ASN
1	O	447	GLN
1	O	458	ASN
1	O	463	ASN
1	O	483	GLN

*Continued on next page...*

*Continued from previous page...*

Mol	Chain	Res	Type
1	O	537	ASN
1	O	539	ASN
1	O	541	GLN
1	O	543	GLN
1	O	561	ASN
1	O	584	ASN
1	O	588	ASN
1	O	664	ASN

### 5.3.3 RNA [i](#)

There are no RNA molecules in this entry.

### 5.4 Non-standard residues in protein, DNA, RNA chains [i](#)

There are no non-standard protein/DNA/RNA residues in this entry.

### 5.5 Carbohydrates [i](#)

There are no monosaccharides in this entry.

### 5.6 Ligand geometry [i](#)

Of 28 ligands modelled in this entry, 28 are monoatomic - leaving 0 for Mogul analysis.

There are no bond length outliers.

There are no bond angle outliers.

There are no chirality outliers.

There are no torsion outliers.

There are no ring outliers.

No monomer is involved in short contacts.

### 5.7 Other polymers [i](#)

There are no such residues in this entry.



## 5.8 Polymer linkage issues

There are no chain breaks in this entry.

## 6 Fit of model and data

### 6.1 Protein, DNA and RNA chains

In the following table, the column labelled ‘#RSRZ > 2’ contains the number (and percentage) of RSRZ outliers, followed by percent RSRZ outliers for the chain as percentile scores relative to all X-ray entries and entries of similar resolution. The OWAB column contains the minimum, median, 95<sup>th</sup> percentile and maximum values of the occupancy-weighted average B-factor per residue. The column labelled ‘Q < 0.9’ lists the number of (and percentage) of residues with an average occupancy less than 0.9.

Mol	Chain	Analysed	<RSRZ>	#RSRZ>2	OWAB(Å <sup>2</sup> )	Q<0.9
1	A	553/562 (98%)	-0.16	22 (3%) 38 25	6, 90, 194, 205	0
1	B	553/562 (98%)	-0.09	18 (3%) 46 31	6, 90, 194, 205	0
1	C	553/562 (98%)	-0.13	21 (3%) 40 26	6, 90, 194, 205	0
1	D	553/562 (98%)	-0.11	16 (2%) 51 35	6, 90, 194, 205	0
1	E	553/562 (98%)	-0.06	32 (5%) 23 13	6, 90, 194, 205	0
1	F	553/562 (98%)	-0.05	30 (5%) 25 16	6, 90, 194, 205	0
1	G	553/562 (98%)	0.11	45 (8%) 12 7	6, 90, 194, 205	0
1	H	553/562 (98%)	-0.21	23 (4%) 36 23	6, 90, 194, 205	0
1	I	553/562 (98%)	0.22	42 (7%) 13 8	6, 90, 194, 205	0
1	J	553/562 (98%)	-0.22	16 (2%) 51 35	6, 90, 194, 205	0
1	K	553/562 (98%)	0.11	43 (7%) 13 8	6, 90, 194, 205	0
1	L	553/562 (98%)	-0.20	22 (3%) 38 25	6, 90, 194, 205	0
1	M	553/562 (98%)	0.14	48 (8%) 10 6	6, 90, 194, 205	0
1	O	553/562 (98%)	-0.21	17 (3%) 49 33	6, 90, 194, 205	0
All	All	7742/7868 (98%)	-0.06	395 (5%) 28 17	6, 90, 194, 205	0

All (395) RSRZ outliers are listed below:

Mol	Chain	Res	Type	RSRZ
1	G	735	GLY	10.1
1	K	729	LYS	8.5
1	H	319	SER	7.1
1	M	319	SER	6.9
1	O	319	SER	6.7
1	B	322	ALA	6.7
1	E	319	SER	6.7
1	C	425	ASP	6.6

*Continued on next page...*

*Continued from previous page...*

<b>Mol</b>	<b>Chain</b>	<b>Res</b>	<b>Type</b>	<b>RSRZ</b>
1	K	284	SER	6.5
1	E	425	ASP	6.4
1	I	284	SER	6.3
1	L	319	SER	6.1
1	M	302	GLU	6.0
1	L	425	ASP	5.9
1	J	319	SER	5.9
1	M	284	SER	5.8
1	C	341	ALA	5.8
1	G	341	ALA	5.6
1	G	284	SER	5.6
1	C	339	SER	5.4
1	B	285	GLN	5.4
1	M	425	ASP	5.2
1	E	341	ALA	5.2
1	L	339	SER	5.1
1	I	607	ALA	5.1
1	M	318	GLY	5.0
1	F	729	LYS	5.0
1	G	283	ASP	5.0
1	G	425	ASP	5.0
1	M	285	GLN	4.9
1	H	322	ALA	4.9
1	K	286	THR	4.9
1	C	729	LYS	4.9
1	H	306	ASN	4.9
1	G	731	GLY	4.8
1	L	340	LEU	4.8
1	E	302	GLU	4.8
1	K	731	GLY	4.8
1	I	425	ASP	4.7
1	O	323	GLY	4.6
1	A	341	ALA	4.6
1	I	720	GLY	4.5
1	O	425	ASP	4.5
1	E	321	SER	4.5
1	E	323	GLY	4.5
1	D	322	ALA	4.4
1	E	735	GLY	4.4
1	M	339	SER	4.4
1	E	339	SER	4.3
1	C	730	LYS	4.2

*Continued on next page...*

*Continued from previous page...*

<b>Mol</b>	<b>Chain</b>	<b>Res</b>	<b>Type</b>	<b>RSRZ</b>
1	J	340	LEU	4.2
1	M	695	LYS	4.2
1	E	350	MET	4.1
1	M	735	GLY	4.1
1	K	343	GLU	4.1
1	C	350	MET	4.1
1	M	317	GLY	4.1
1	B	286	THR	4.1
1	B	425	ASP	4.0
1	C	343	GLU	4.0
1	F	424	GLN	4.0
1	K	628	LEU	4.0
1	G	340	LEU	3.9
1	M	322	ALA	3.9
1	H	425	ASP	3.9
1	D	319	SER	3.8
1	E	284	SER	3.8
1	F	284	SER	3.8
1	I	696	VAL	3.8
1	M	323	GLY	3.8
1	K	285	GLN	3.8
1	K	735	GLY	3.7
1	B	319	SER	3.7
1	O	322	ALA	3.7
1	M	313	PHE	3.7
1	F	684	LYS	3.7
1	K	607	ALA	3.7
1	G	285	GLN	3.7
1	C	287	ARG	3.7
1	L	302	GLU	3.6
1	J	425	ASP	3.6
1	I	339	SER	3.6
1	I	428	SER	3.6
1	M	303	VAL	3.6
1	A	340	LEU	3.6
1	F	695	LYS	3.6
1	G	729	LYS	3.5
1	I	731	GLY	3.5
1	C	340	LEU	3.5
1	I	621	ASN	3.5
1	I	288	THR	3.5
1	E	306	ASN	3.5

*Continued on next page...*

*Continued from previous page...*

<b>Mol</b>	<b>Chain</b>	<b>Res</b>	<b>Type</b>	<b>RSRZ</b>
1	G	688	TYR	3.5
1	I	287	ARG	3.5
1	A	425	ASP	3.5
1	M	681	TYR	3.5
1	M	688	TYR	3.5
1	E	649	THR	3.5
1	E	340	LEU	3.5
1	H	302	GLU	3.5
1	F	283	ASP	3.4
1	F	319	SER	3.4
1	I	286	THR	3.4
1	F	317	GLY	3.4
1	K	621	ASN	3.4
1	K	302	GLU	3.4
1	G	680	LYS	3.4
1	M	286	THR	3.4
1	J	302	GLU	3.4
1	M	710	PRO	3.3
1	H	284	SER	3.3
1	K	288	THR	3.3
1	A	730	LYS	3.3
1	K	728	SER	3.3
1	G	728	SER	3.3
1	H	313	PHE	3.3
1	M	283	ASP	3.3
1	J	303	VAL	3.2
1	L	322	ALA	3.2
1	M	624	THR	3.2
1	J	309	VAL	3.2
1	M	654	GLU	3.2
1	B	310	HIS	3.2
1	E	720	GLY	3.2
1	I	341	ALA	3.2
1	K	727	PHE	3.2
1	A	339	SER	3.1
1	D	666	SER	3.1
1	L	720	GLY	3.1
1	A	607	ALA	3.1
1	F	341	ALA	3.1
1	G	662	MET	3.1
1	C	690	SER	3.1
1	J	322	ALA	3.1

*Continued on next page...*

*Continued from previous page...*

<b>Mol</b>	<b>Chain</b>	<b>Res</b>	<b>Type</b>	<b>RSRZ</b>
1	M	644	VAL	3.1
1	D	303	VAL	3.1
1	F	425	ASP	3.0
1	C	650	GLU	3.0
1	G	343	GLU	3.0
1	F	650	GLU	3.0
1	A	649	THR	3.0
1	E	285	GLN	3.0
1	E	322	ALA	3.0
1	G	677	ASP	3.0
1	M	729	LYS	3.0
1	M	341	ALA	3.0
1	K	287	ARG	3.0
1	M	645	GLU	3.0
1	I	735	GLY	3.0
1	L	284	SER	3.0
1	L	308	GLU	3.0
1	L	304	HIS	2.9
1	E	651	GLY	2.9
1	K	424	GLN	2.9
1	G	287	ARG	2.9
1	A	350	MET	2.9
1	G	319	SER	2.9
1	O	302	GLU	2.9
1	H	285	GLN	2.9
1	B	302	GLU	2.9
1	M	307	ALA	2.9
1	C	728	SER	2.9
1	K	696	VAL	2.9
1	F	323	GLY	2.9
1	H	307	ALA	2.9
1	I	285	GLN	2.8
1	K	425	ASP	2.8
1	F	304	HIS	2.8
1	B	308	GLU	2.8
1	M	314	PHE	2.8
1	B	323	GLY	2.8
1	H	341	ALA	2.8
1	G	657	ASN	2.8
1	E	318	GLY	2.8
1	G	344	ARG	2.8
1	G	696	VAL	2.8

*Continued on next page...*

*Continued from previous page...*

<b>Mol</b>	<b>Chain</b>	<b>Res</b>	<b>Type</b>	<b>RSRZ</b>
1	K	624	THR	2.8
1	K	272	SER	2.8
1	L	285	GLN	2.8
1	F	313	PHE	2.8
1	G	607	ALA	2.8
1	G	713	ASN	2.8
1	F	287	ARG	2.7
1	C	319	SER	2.7
1	G	647	GLU	2.7
1	I	692	PRO	2.7
1	J	286	THR	2.7
1	A	343	GLU	2.7
1	K	695	LYS	2.7
1	M	721	ILE	2.7
1	H	321	SER	2.7
1	L	174	THR	2.7
1	M	689	ILE	2.7
1	M	304	HIS	2.7
1	A	424	GLN	2.7
1	H	275	GLU	2.7
1	F	688	TYR	2.7
1	J	355	ALA	2.7
1	F	730	LYS	2.7
1	M	308	GLU	2.7
1	G	286	THR	2.7
1	K	720	GLY	2.7
1	I	728	SER	2.7
1	E	283	ASP	2.6
1	E	342	GLY	2.6
1	G	288	THR	2.6
1	I	677	ASP	2.6
1	J	317	GLY	2.6
1	F	350	MET	2.6
1	I	322	ALA	2.6
1	F	653	LYS	2.6
1	F	651	GLY	2.6
1	D	285	GLN	2.6
1	D	320	VAL	2.6
1	J	306	ASN	2.6
1	K	730	LYS	2.6
1	C	428	SER	2.6
1	D	688	TYR	2.6

*Continued on next page...*

*Continued from previous page...*

<b>Mol</b>	<b>Chain</b>	<b>Res</b>	<b>Type</b>	<b>RSRZ</b>
1	M	720	GLY	2.6
1	B	283	ASP	2.6
1	M	333	ALA	2.6
1	I	644	VAL	2.6
1	B	312	SER	2.6
1	M	275	GLU	2.6
1	C	424	GLN	2.6
1	F	308	GLU	2.6
1	B	321	SER	2.6
1	G	651	GLY	2.6
1	I	681	TYR	2.6
1	H	309	VAL	2.6
1	M	342	GLY	2.6
1	L	428	SER	2.6
1	K	650	GLU	2.5
1	I	648	ASP	2.5
1	K	693	ASN	2.5
1	E	688	TYR	2.5
1	O	309	VAL	2.5
1	O	311	ALA	2.5
1	G	650	GLU	2.5
1	K	716	THR	2.5
1	D	286	THR	2.5
1	I	342	GLY	2.5
1	J	339	SER	2.5
1	H	303	VAL	2.5
1	I	323	GLY	2.5
1	M	311	ALA	2.5
1	G	424	GLN	2.5
1	F	607	ALA	2.5
1	M	647	GLU	2.5
1	J	310	HIS	2.5
1	A	428	SER	2.5
1	J	321	SER	2.5
1	K	319	SER	2.5
1	F	680	LYS	2.5
1	I	319	SER	2.5
1	O	666	SER	2.5
1	I	650	GLU	2.4
1	F	288	THR	2.4
1	L	286	THR	2.4
1	K	694	TYR	2.4

*Continued on next page...*



*Continued from previous page...*

<b>Mol</b>	<b>Chain</b>	<b>Res</b>	<b>Type</b>	<b>RSRZ</b>
1	G	720	GLY	2.4
1	G	727	PHE	2.4
1	I	354	THR	2.4
1	K	677	ASP	2.4
1	L	275	GLU	2.4
1	I	670	GLN	2.4
1	L	424	GLN	2.4
1	F	694	TYR	2.4
1	I	337	SER	2.4
1	G	621	ASN	2.4
1	E	695	LYS	2.4
1	G	354	THR	2.4
1	F	306	ASN	2.4
1	K	209	ASN	2.4
1	G	694	TYR	2.4
1	E	303	VAL	2.4
1	I	311	ALA	2.4
1	A	694	TYR	2.4
1	E	314	PHE	2.4
1	L	306	ASN	2.4
1	F	309	VAL	2.4
1	K	341	ALA	2.4
1	I	624	THR	2.4
1	H	305	GLY	2.3
1	D	425	ASP	2.3
1	G	734	ILE	2.3
1	C	735	GLY	2.3
1	H	355	ALA	2.3
1	K	308	GLU	2.3
1	B	307	ALA	2.3
1	B	284	SER	2.3
1	D	323	GLY	2.3
1	M	728	SER	2.3
1	D	283	ASP	2.3
1	M	424	GLN	2.3
1	I	643	ILE	2.3
1	D	654	GLU	2.3
1	E	320	VAL	2.3
1	M	693	ASN	2.3
1	E	315	ASP	2.3
1	K	174	THR	2.3
1	C	653	LYS	2.3

*Continued on next page...*

*Continued from previous page...*

<b>Mol</b>	<b>Chain</b>	<b>Res</b>	<b>Type</b>	<b>RSRZ</b>
1	B	666	SER	2.3
1	A	651	GLY	2.3
1	M	310	HIS	2.3
1	A	690	SER	2.3
1	O	285	GLN	2.3
1	E	335	ASP	2.3
1	K	646	ILE	2.3
1	C	284	SER	2.3
1	A	650	GLU	2.3
1	E	358	ALA	2.3
1	I	715	ASP	2.3
1	C	649	THR	2.3
1	I	646	ILE	2.2
1	A	283	ASP	2.2
1	F	343	GLU	2.2
1	K	715	ASP	2.2
1	L	318	GLY	2.2
1	K	429	SER	2.2
1	G	428	SER	2.2
1	B	654	GLU	2.2
1	J	308	GLU	2.2
1	I	348	GLU	2.2
1	E	317	GLY	2.2
1	K	355	ALA	2.2
1	A	304	HIS	2.2
1	A	284	SER	2.2
1	H	318	GLY	2.2
1	M	680	LYS	2.2
1	G	608	ASP	2.2
1	K	339	SER	2.2
1	L	321	SER	2.2
1	G	398	GLU	2.2
1	I	688	TYR	2.2
1	A	317	GLY	2.2
1	C	358	ALA	2.2
1	A	669	ARG	2.2
1	A	731	GLY	2.2
1	K	654	GLU	2.2
1	O	320	VAL	2.1
1	B	735	GLY	2.1
1	L	323	GLY	2.1
1	F	340	LEU	2.1

*Continued on next page...*

*Continued from previous page...*

<b>Mol</b>	<b>Chain</b>	<b>Res</b>	<b>Type</b>	<b>RSRZ</b>
1	B	664	ASN	2.1
1	G	274	ASN	2.1
1	G	712	GLU	2.1
1	I	691	ASN	2.1
1	O	308	GLU	2.1
1	G	732	TYR	2.1
1	M	696	VAL	2.1
1	G	337	SER	2.1
1	K	335	ASP	2.1
1	O	275	GLU	2.1
1	O	358	ALA	2.1
1	E	275	GLU	2.1
1	F	683	ASP	2.1
1	E	694	TYR	2.1
1	D	284	SER	2.1
1	M	306	ASN	2.1
1	H	348	GLU	2.1
1	J	348	GLU	2.1
1	K	647	GLU	2.1
1	A	688	TYR	2.1
1	K	714	GLY	2.1
1	G	356	ASP	2.1
1	G	649	THR	2.1
1	H	308	GLU	2.1
1	O	321	SER	2.1
1	E	648	ASP	2.1
1	K	649	THR	2.1
1	G	672	GLY	2.1
1	H	320	VAL	2.1
1	H	424	GLN	2.1
1	M	677	ASP	2.1
1	L	402	SER	2.1
1	M	716	THR	2.1
1	I	654	GLU	2.1
1	D	664	ASN	2.1
1	O	688	TYR	2.1
1	I	335	ASP	2.0
1	D	424	GLN	2.0
1	M	320	VAL	2.0
1	D	304	HIS	2.0
1	H	286	THR	2.0
1	I	709	ASN	2.0

*Continued on next page...*

*Continued from previous page...*

Mol	Chain	Res	Type	RSRZ
1	O	306	ASN	2.0
1	O	317	GLY	2.0
1	M	344	ARG	2.0
1	I	694	TYR	2.0
1	G	714	GLY	2.0
1	C	695	LYS	2.0
1	H	310	HIS	2.0
1	I	727	PHE	2.0
1	L	313	PHE	2.0

## 6.2 Non-standard residues in protein, DNA, RNA chains [i](#)

There are no non-standard protein/DNA/RNA residues in this entry.

## 6.3 Carbohydrates [i](#)

There are no monosaccharides in this entry.

## 6.4 Ligands [i](#)

In the following table, the Atoms column lists the number of modelled atoms in the group and the number defined in the chemical component dictionary. The B-factors column lists the minimum, median, 95<sup>th</sup> percentile and maximum values of B factors of atoms in the group. The column labelled 'Q< 0.9' lists the number of atoms with occupancy less than 0.9.

Mol	Type	Chain	Res	Atoms	RSCC	RSR	B-factors(Å <sup>2</sup> )	Q<0.9
2	CA	E	737	1/1	0.89	0.11	18,18,18,18	0
2	CA	K	737	1/1	0.89	0.08	18,18,18,18	0
2	CA	O	737	1/1	0.92	0.11	18,18,18,18	0
2	CA	I	736	1/1	0.94	0.07	33,33,33,33	0
2	CA	L	736	1/1	0.94	0.07	33,33,33,33	0
2	CA	J	737	1/1	0.94	0.07	18,18,18,18	0
2	CA	C	737	1/1	0.95	0.07	18,18,18,18	0
2	CA	D	737	1/1	0.96	0.11	18,18,18,18	0
2	CA	C	736	1/1	0.96	0.05	33,33,33,33	0
2	CA	F	737	1/1	0.96	0.04	18,18,18,18	0
2	CA	B	737	1/1	0.96	0.04	18,18,18,18	0
2	CA	H	736	1/1	0.97	0.06	33,33,33,33	0
2	CA	O	736	1/1	0.97	0.09	33,33,33,33	0
2	CA	A	736	1/1	0.97	0.08	33,33,33,33	0

*Continued on next page...*

*Continued from previous page...*

Mol	Type	Chain	Res	Atoms	RSCC	RSR	B-factors( $\text{\AA}^2$ )	Q<0.9
2	CA	I	737	1/1	0.98	0.03	18,18,18,18	0
2	CA	J	736	1/1	0.98	0.04	33,33,33,33	0
2	CA	G	736	1/1	0.98	0.09	33,33,33,33	0
2	CA	K	736	1/1	0.98	0.06	33,33,33,33	0
2	CA	G	737	1/1	0.98	0.07	18,18,18,18	0
2	CA	A	737	1/1	0.98	0.08	18,18,18,18	0
2	CA	L	737	1/1	0.98	0.10	18,18,18,18	0
2	CA	H	737	1/1	0.98	0.10	18,18,18,18	0
2	CA	E	736	1/1	0.98	0.04	33,33,33,33	0
2	CA	M	736	1/1	0.99	0.06	33,33,33,33	0
2	CA	M	737	1/1	0.99	0.06	18,18,18,18	0
2	CA	B	736	1/1	0.99	0.07	33,33,33,33	0
2	CA	D	736	1/1	0.99	0.08	33,33,33,33	0
2	CA	F	736	1/1	1.00	0.07	33,33,33,33	0

## 6.5 Other polymers [i](#)

There are no such residues in this entry.