



Full wwPDB X-ray Structure Validation Report ⓘ

Aug 14, 2023 – 03:40 PM EDT

PDB ID : 1RDF
Title : G50P mutant of phosphonoacetaldehyde hydrolase in complex with substrate analogue vinyl sulfonate
Authors : Lahiri, S.D.; Zhang, G.; Dunaway-Mariano, D.; Allen, K.N.
Deposited on : 2003-11-05
Resolution : 2.80 Å(reported)

This is a Full wwPDB X-ray Structure Validation Report for a publicly released PDB entry.

We welcome your comments at validation@mail.wwpdb.org

A user guide is available at

<https://www.wwpdb.org/validation/2017/XrayValidationReportHelp>

with specific help available everywhere you see the ⓘ symbol.

The types of validation reports are described at

<http://www.wwpdb.org/validation/2017/FAQs#types>.

The following versions of software and data (see [references ⓘ](#)) were used in the production of this report:

MolProbity : 4.02b-467
Mogul : 1.8.5 (274361), CSD as541be (2020)
Xtriage (Phenix) : 1.13
EDS : 2.35
Percentile statistics : 20191225.v01 (using entries in the PDB archive December 25th 2019)
Refmac : 5.8.0158
CCP4 : 7.0.044 (Gargrove)
Ideal geometry (proteins) : Engh & Huber (2001)
Ideal geometry (DNA, RNA) : Parkinson et al. (1996)
Validation Pipeline (wwPDB-VP) : 2.35

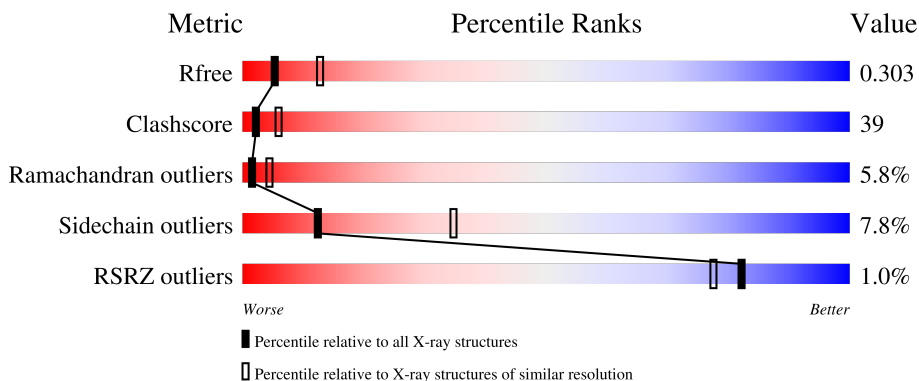
1 Overall quality at a glance

The following experimental techniques were used to determine the structure:

X-RAY DIFFRACTION

The reported resolution of this entry is 2.80 Å.

Percentile scores (ranging between 0-100) for global validation metrics of the entry are shown in the following graphic. The table shows the number of entries on which the scores are based.



Metric	Whole archive (#Entries)	Similar resolution (#Entries, resolution range(Å))
R_{free}	130704	3140 (2.80-2.80)
Clashscore	141614	3569 (2.80-2.80)
Ramachandran outliers	138981	3498 (2.80-2.80)
Sidechain outliers	138945	3500 (2.80-2.80)
RSRZ outliers	127900	3078 (2.80-2.80)

The table below summarises the geometric issues observed across the polymeric chains and their fit to the electron density. The red, orange, yellow and green segments of the lower bar indicate the fraction of residues that contain outliers for ≥ 3 , 2, 1 and 0 types of geometric quality criteria respectively. A grey segment represents the fraction of residues that are not modelled. The numeric value for each fraction is indicated below the corresponding segment, with a dot representing fractions $\leq 5\%$. The upper red bar (where present) indicates the fraction of residues that have poor fit to the electron density. The numeric value is given above the bar.

Mol	Chain	Length	Quality of chain
1	A	267	
1	B	267	
1	C	267	
1	D	267	
1	E	267	

Continued on next page...

Continued from previous page...

Mol	Chain	Length	Quality of chain
1	F	267	<p>A horizontal bar chart representing the quality of chain. The bar is divided into three segments: a green segment on the left labeled '40%', a yellow segment in the middle labeled '49%', and a red segment on the right labeled '9%'. A small red square is at the beginning of the bar, and a small black dot is at the end.</p>

The following table lists non-polymeric compounds, carbohydrate monomers and non-standard residues in protein, DNA, RNA chains that are outliers for geometric or electron-density-fit criteria:

Mol	Type	Chain	Res	Chirality	Geometry	Clashes	Electron density
3	ESA	D	500	-	X	-	-
3	ESA	E	500	-	X	-	-

2 Entry composition

There are 4 unique types of molecules in this entry. The entry contains 12927 atoms, of which 0 are hydrogens and 0 are deuteriums.

In the tables below, the ZeroOcc column contains the number of atoms modelled with zero occupancy, the AltConf column contains the number of residues with at least one atom in alternate conformation and the Trace column contains the number of residues modelled with at most 2 atoms.

- Molecule 1 is a protein called phosphonoacetaldehyde hydrolase.

Mol	Chain	Residues	Atoms					ZeroOcc	AltConf	Trace
			Total	C	N	O	S			
1	A	263	2101	1337	348	399	17	0	0	0
1	B	263	2098	1335	348	398	17	0	0	0
1	C	263	2100	1337	348	398	17	0	0	0
1	D	263	2100	1337	348	398	17	0	0	0
1	E	263	2100	1337	348	398	17	0	0	0
1	F	263	2100	1337	348	398	17	0	0	0

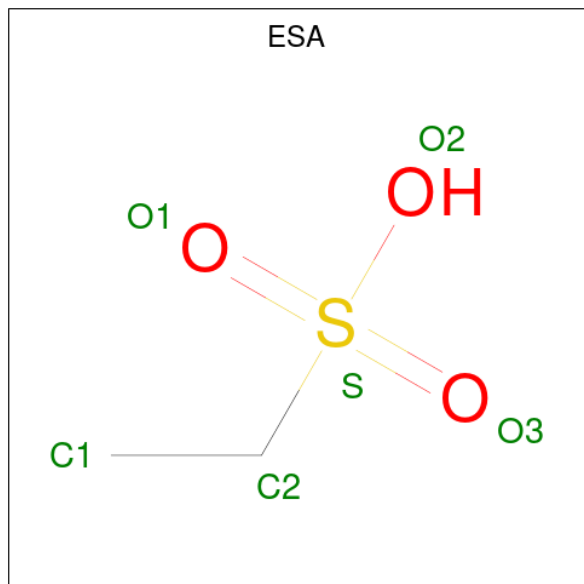
There are 12 discrepancies between the modelled and reference sequences:

Chain	Residue	Modelled	Actual	Comment	Reference
A	50	PRO	GLY	engineered mutation	UNP O31156
A	107	ALA	GLY	conflict	UNP O31156
B	50	PRO	GLY	engineered mutation	UNP O31156
B	107	ALA	GLY	conflict	UNP O31156
C	50	PRO	GLY	engineered mutation	UNP O31156
C	107	ALA	GLY	conflict	UNP O31156
D	50	PRO	GLY	engineered mutation	UNP O31156
D	107	ALA	GLY	conflict	UNP O31156
E	50	PRO	GLY	engineered mutation	UNP O31156
E	107	ALA	GLY	conflict	UNP O31156
F	50	PRO	GLY	engineered mutation	UNP O31156
F	107	ALA	GLY	conflict	UNP O31156

- Molecule 2 is MAGNESIUM ION (three-letter code: MG) (formula: Mg).

Mol	Chain	Residues	Atoms	ZeroOcc	AltConf
2	A	1	Total Mg 1 1	0	0
2	B	1	Total Mg 1 1	0	0
2	C	1	Total Mg 1 1	0	0
2	D	1	Total Mg 1 1	0	0
2	E	1	Total Mg 1 1	0	0
2	F	1	Total Mg 1 1	0	0

- Molecule 3 is ETHANESULFONIC ACID (three-letter code: ESA) (formula: C₂H₆O₃S).



Mol	Chain	Residues	Atoms	ZeroOcc	AltConf
3	A	1	Total C O S 6 2 3 1	0	0
3	B	1	Total C O S 6 2 3 1	0	0
3	C	1	Total C O S 6 2 3 1	0	0
3	D	1	Total C O S 6 2 3 1	0	0
3	E	1	Total C O S 6 2 3 1	0	0
3	F	1	Total C O S 6 2 3 1	0	0

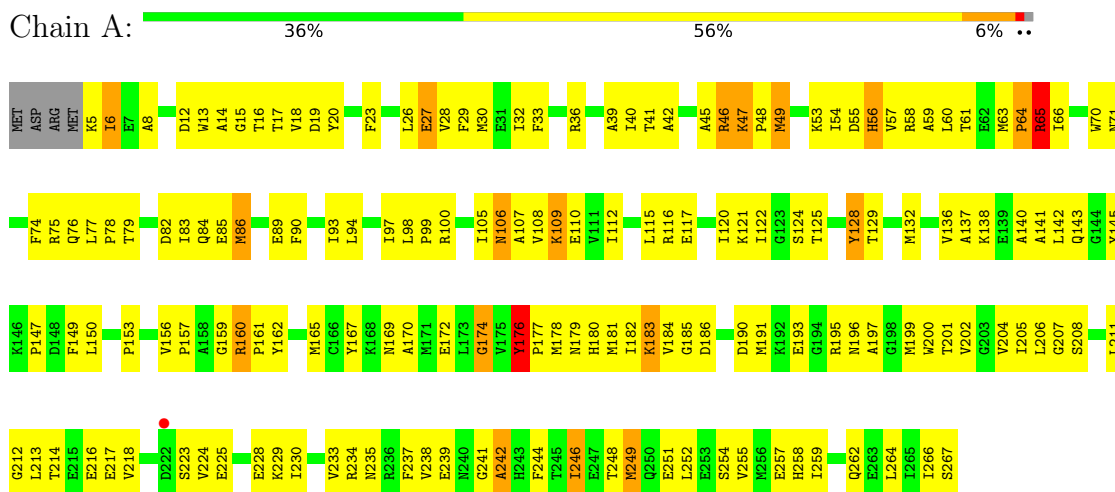
- Molecule 4 is water.

Mol	Chain	Residues	Atoms	ZeroOcc	AltConf
4	A	52	Total O 52 52	0	0
4	B	57	Total O 57 57	0	0
4	C	43	Total O 43 43	0	0
4	D	50	Total O 50 50	0	0
4	E	49	Total O 49 49	0	0
4	F	35	Total O 35 35	0	0

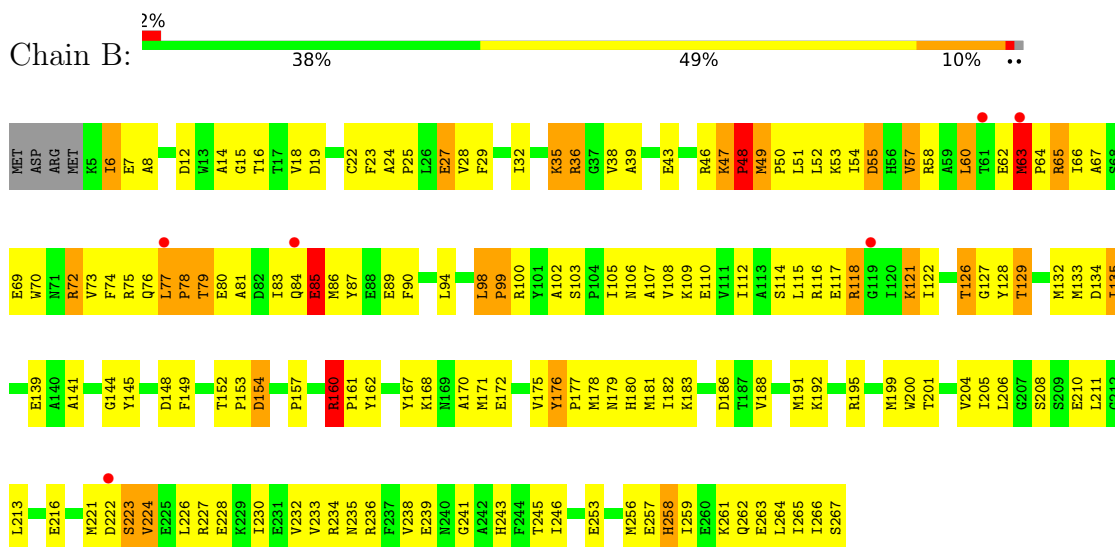
3 Residue-property plots [i](#)

These plots are drawn for all protein, RNA, DNA and oligosaccharide chains in the entry. The first graphic for a chain summarises the proportions of the various outlier classes displayed in the second graphic. The second graphic shows the sequence view annotated by issues in geometry and electron density. Residues are color-coded according to the number of geometric quality criteria for which they contain at least one outlier: green = 0, yellow = 1, orange = 2 and red = 3 or more. A red dot above a residue indicates a poor fit to the electron density ($RSRZ > 2$). Stretches of 2 or more consecutive residues without any outlier are shown as a green connector. Residues present in the sample, but not in the model, are shown in grey.

- Molecule 1: phosphonoacetaldehyde hydrolase

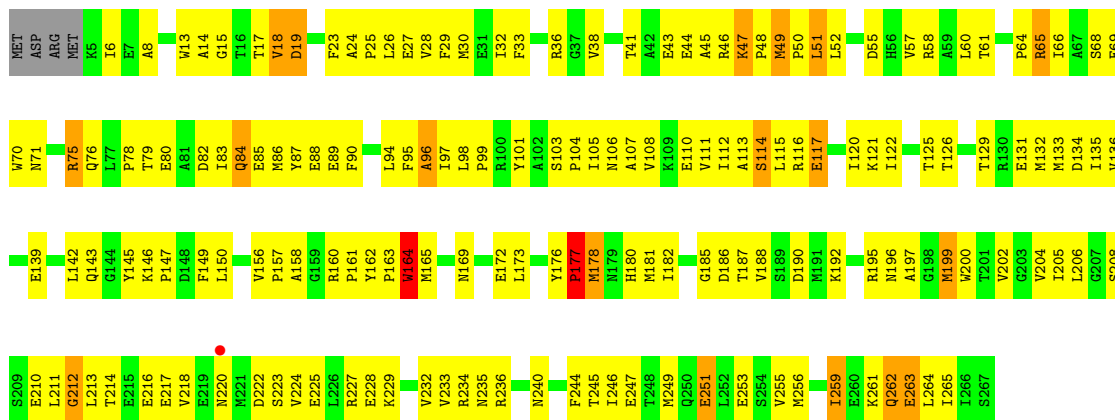


- Molecule 1: phosphonoacetaldehyde hydrolase

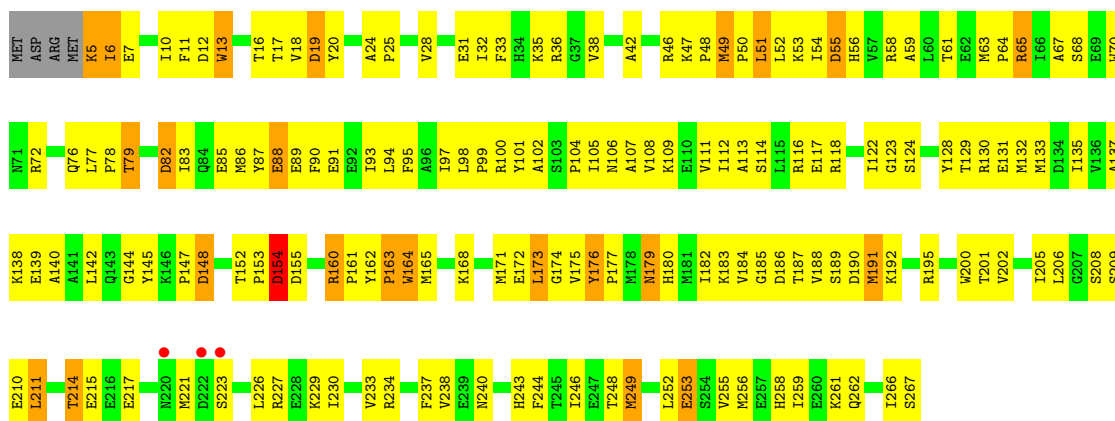


- Molecule 1: phosphonoacetaldehyde hydrolase

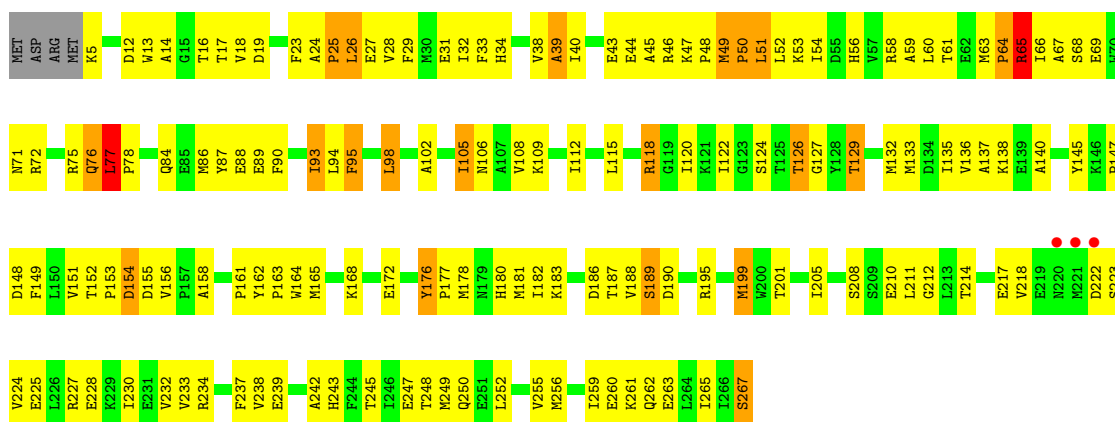




- Molecule 1: phosphonoacetaldehyde hydrolase

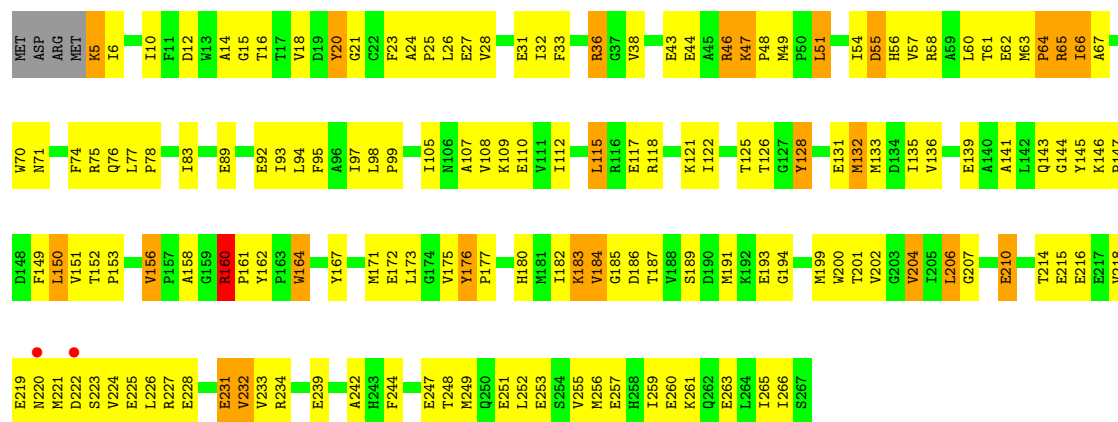


- Molecule 1: phosphonoacetaldehyde hydrolase



- Molecule 1: phosphonoacetaldehyde hydrolase





4 Data and refinement statistics

Property	Value	Source
Space group	C 1 2 1	Depositor
Cell constants a, b, c, α , β , γ	181.71Å 147.35Å 131.31Å 90.00° 125.21° 90.00°	Depositor
Resolution (Å)	34.09 – 2.80 34.09 – 2.70	Depositor EDS
% Data completeness (in resolution range)	77.2 (34.09-2.80) 73.9 (34.09-2.70)	Depositor EDS
R_{merge}	0.29	Depositor
R_{sym}	0.28	Depositor
$\langle I/\sigma(I) \rangle$ ¹	2.91 (at 2.68Å)	Xtrriage
Refinement program	CNS 1.1	Depositor
R, R_{free}	0.230 , 0.260 0.245 , 0.303	Depositor DCC
R_{free} test set	5437 reflections (9.49%)	wwPDB-VP
Wilson B-factor (Å ²)	29.2	Xtrriage
Anisotropy	0.208	Xtrriage
Bulk solvent k_{sol} (e/Å ³), B_{sol} (Å ²)	0.31 , 46.7	EDS
L-test for twinning ²	$\langle L \rangle = 0.43$, $\langle L^2 \rangle = 0.26$	Xtrriage
Estimated twinning fraction	No twinning to report.	Xtrriage
F_o, F_c correlation	0.86	EDS
Total number of atoms	12927	wwPDB-VP
Average B, all atoms (Å ²)	37.0	wwPDB-VP

Xtrriage's analysis on translational NCS is as follows: *The analyses of the Patterson function reveals a significant off-origin peak that is 49.25 % of the origin peak, indicating pseudo-translational symmetry. The chance of finding a peak of this or larger height randomly in a structure without pseudo-translational symmetry is equal to 7.6614e-05. The detected translational NCS is most likely also responsible for the elevated intensity ratio.*

¹Intensities estimated from amplitudes.

²Theoretical values of $\langle |L| \rangle$, $\langle L^2 \rangle$ for acentric reflections are 0.5, 0.333 respectively for untwinned datasets, and 0.375, 0.2 for perfectly twinned datasets.

5 Model quality

5.1 Standard geometry

Bond lengths and bond angles in the following residue types are not validated in this section: ESA, MG

The Z score for a bond length (or angle) is the number of standard deviations the observed value is removed from the expected value. A bond length (or angle) with $|Z| > 5$ is considered an outlier worth inspection. RMSZ is the root-mean-square of all Z scores of the bond lengths (or angles).

Mol	Chain	Bond lengths		Bond angles	
		RMSZ	# Z >5	RMSZ	# Z >5
1	A	0.41	0/2144	0.69	2/2898 (0.1%)
1	B	0.42	0/2140	0.73	2/2893 (0.1%)
1	C	0.42	0/2143	0.80	3/2898 (0.1%)
1	D	0.42	0/2143	0.68	0/2898
1	E	0.43	0/2143	0.63	0/2898
1	F	0.42	0/2143	0.65	0/2898
All	All	0.42	0/12856	0.70	7/17383 (0.0%)

There are no bond length outliers.

All (7) bond angle outliers are listed below:

Mol	Chain	Res	Type	Atoms	Z	Observed(°)	Ideal(°)
1	C	176	TYR	C-N-CD	-22.46	71.18	120.60
1	B	48	PRO	CA-N-CD	-11.61	95.25	111.50
1	C	176	TYR	C-N-CA	10.42	165.77	122.00
1	B	47	LYS	C-N-CD	-5.47	108.56	120.60
1	C	177	PRO	CA-N-CD	-5.39	103.95	111.50
1	A	176	TYR	C-N-CD	5.08	139.06	128.40
1	A	160	ARG	N-CA-C	5.07	124.69	111.00

There are no chirality outliers.

There are no planarity outliers.

5.2 Too-close contacts

In the following table, the Non-H and H(model) columns list the number of non-hydrogen atoms and hydrogen atoms in the chain respectively. The H(added) column lists the number of hydrogen atoms added and optimized by MolProbity. The Clashes column lists the number of clashes within the asymmetric unit, whereas Symm-Clashes lists symmetry-related clashes.

Mol	Chain	Non-H	H(model)	H(added)	Clashes	Symm-Clashes
1	A	2101	0	2084	165	0
1	B	2098	0	2078	174	0
1	C	2100	0	2084	182	0
1	D	2100	0	2084	162	0
1	E	2100	0	2084	161	0
1	F	2100	0	2084	161	0
2	A	1	0	0	0	0
2	B	1	0	0	0	0
2	C	1	0	0	0	0
2	D	1	0	0	0	0
2	E	1	0	0	0	0
2	F	1	0	0	0	0
3	A	6	0	3	0	0
3	B	6	0	3	1	0
3	C	6	0	3	3	0
3	D	6	0	3	0	0
3	E	6	0	3	1	0
3	F	6	0	3	1	0
4	A	52	0	0	20	0
4	B	57	0	0	23	0
4	C	43	0	0	17	0
4	D	50	0	0	20	0
4	E	49	0	0	24	0
4	F	35	0	0	6	0
All	All	12927	0	12516	992	0

The all-atom clashscore is defined as the number of clashes found per 1000 atoms (including hydrogen atoms). The all-atom clashscore for this structure is 39.

All (992) close contacts within the same asymmetric unit are listed below, sorted by their clash magnitude.

Atom-1	Atom-2	Interatomic distance (Å)	Clash overlap (Å)
1:B:176:TYR:HB3	1:B:177:PRO:HD3	1.24	1.13
1:B:205:ILE:HG21	1:B:230:ILE:HG23	1.41	1.03
1:F:65:ARG:HG2	1:F:66:ILE:H	1.23	1.01
1:E:49:MET:HB3	1:E:50:PRO:HD3	1.44	1.00
1:B:176:TYR:HB3	1:B:177:PRO:CD	1.92	0.98
1:D:49:MET:HB3	1:D:50:PRO:HD3	1.48	0.96
1:A:195:ARG:NH2	1:A:267:SER:OXT	1.99	0.94
1:E:265:ILE:HG13	1:F:265:ILE:HG13	1.49	0.94
1:C:26:LEU:HD21	1:C:46:ARG:HB3	1.52	0.92
1:D:5:LYS:HB2	1:D:5:LYS:NZ	1.85	0.90

Continued on next page...

Continued from previous page...

Atom-1	Atom-2	Interatomic distance (Å)	Clash overlap (Å)
1:D:50:PRO:HA	4:D:502:HOH:O	1.69	0.90
1:F:5:LYS:N	1:F:260:GLU:HG2	1.89	0.88
1:D:176:TYR:HB2	1:D:177:PRO:HD3	1.56	0.86
1:B:110:GLU:HB3	4:B:550:HOH:O	1.73	0.86
1:E:205:ILE:HG21	1:E:230:ILE:HG23	1.58	0.86
1:D:24:ALA:HB3	1:D:25:PRO:HD3	1.57	0.86
1:D:205:ILE:HG21	1:D:230:ILE:HG23	1.57	0.85
1:F:47:LYS:HE2	1:F:47:LYS:H	1.41	0.84
1:A:191:MET:HE3	1:A:242:ALA:HB2	1.58	0.84
1:E:118:ARG:HB2	1:E:118:ARG:NH1	1.91	0.84
1:D:255:VAL:O	1:D:259:ILE:HG13	1.78	0.83
1:B:118:ARG:HH22	1:B:253:GLU:HG2	1.44	0.83
1:A:47:LYS:CB	1:A:48:PRO:HD3	2.08	0.82
1:C:163:PRO:HB3	1:C:197:ALA:HA	1.62	0.82
1:F:47:LYS:HB2	1:F:48:PRO:CD	2.11	0.81
1:F:58:ARG:HD3	1:F:83:ILE:HD13	1.63	0.81
1:A:181:MET:O	4:A:540:HOH:O	1.97	0.80
1:E:49:MET:CB	1:E:50:PRO:HD3	2.11	0.80
1:E:176:TYR:CB	1:E:177:PRO:HD3	2.11	0.80
1:F:51:LEU:HD23	1:F:51:LEU:H	1.48	0.78
1:E:234:ARG:HG2	1:E:245:THR:HG21	1.66	0.78
1:D:176:TYR:CB	1:D:177:PRO:HD3	2.12	0.78
1:B:112:ILE:O	1:B:116:ARG:HG3	1.84	0.78
1:C:99:PRO:HD3	4:C:527:HOH:O	1.82	0.77
1:D:5:LYS:HB2	1:D:5:LYS:HZ3	1.48	0.77
1:D:109:LYS:HD3	1:D:144:GLY:HA3	1.64	0.77
1:C:24:ALA:HB3	1:C:25:PRO:HD3	1.68	0.76
1:B:36:ARG:HG3	1:B:36:ARG:HH11	1.50	0.76
1:E:28:VAL:HG13	1:E:93:ILE:HG12	1.68	0.76
1:B:176:TYR:CB	1:B:177:PRO:HD3	2.10	0.76
1:E:40:ILE:HG22	1:E:66:ILE:HD12	1.68	0.76
1:E:145:TYR:CZ	1:E:147:PRO:HG3	2.20	0.76
1:C:26:LEU:CD2	1:C:46:ARG:HB3	2.17	0.75
1:F:253:GLU:HA	1:F:256:MET:HE3	1.67	0.75
1:A:94:LEU:HA	1:A:97:ILE:HG22	1.68	0.75
1:D:58:ARG:HG2	1:D:83:ILE:HD12	1.67	0.75
1:C:48:PRO:HB2	1:C:51:LEU:HD13	1.68	0.75
1:E:195:ARG:HA	1:E:195:ARG:HH11	1.50	0.75
1:C:259:ILE:HB	4:C:533:HOH:O	1.86	0.74
1:A:255:VAL:HG12	1:A:259:ILE:HD11	1.69	0.74
1:C:15:GLY:N	4:C:532:HOH:O	2.19	0.74

Continued on next page...

Continued from previous page...

Atom-1	Atom-2	Interatomic distance (Å)	Clash overlap (Å)
1:F:65:ARG:HG2	1:F:66:ILE:N	2.02	0.74
1:A:23:PHE:HD1	1:A:26:LEU:HD12	1.51	0.74
1:B:6:ILE:HD13	1:B:182:ILE:HG13	1.69	0.74
1:E:46:ARG:HD3	4:E:517:HOH:O	1.88	0.74
1:B:53:LYS:CD	1:B:54:ILE:H	2.01	0.73
1:B:18:VAL:HG21	1:B:102:ALA:HA	1.70	0.73
1:E:24:ALA:HB3	1:E:25:PRO:HD3	1.70	0.73
1:F:221:MET:HB3	1:F:225:GLU:HB3	1.69	0.73
1:E:118:ARG:HB2	1:E:118:ARG:HH11	1.53	0.73
1:D:191:MET:HE3	1:D:191:MET:HA	1.71	0.73
1:A:191:MET:HA	1:A:201:THR:HG21	1.70	0.73
1:E:13:TRP:HA	1:E:17:THR:HG22	1.68	0.73
1:D:179:ASN:C	1:D:179:ASN:HD22	1.92	0.73
1:D:61:THR:O	1:D:67:ALA:HB2	1.87	0.72
1:A:15:GLY:HA3	1:A:186:ASP:OD2	1.89	0.72
1:B:121:LYS:C	1:B:122:ILE:HD12	2.09	0.72
1:F:125:THR:HG21	1:F:193:GLU:OE2	1.90	0.72
1:A:116:ARG:HD2	4:A:550:HOH:O	1.89	0.72
1:B:114:SER:O	1:B:117:GLU:HG2	1.89	0.72
1:B:263:GLU:H	1:C:195:ARG:NH2	1.88	0.72
1:A:257:GLU:HG3	4:A:538:HOH:O	1.90	0.72
1:E:115:LEU:HD23	1:E:120:ILE:HB	1.72	0.72
1:B:24:ALA:HB3	1:B:25:PRO:HD3	1.72	0.71
1:A:47:LYS:HB2	1:A:48:PRO:HD3	1.72	0.71
1:A:125:THR:HG22	1:A:165:MET:HB3	1.72	0.71
1:E:176:TYR:HB2	1:E:177:PRO:HD3	1.71	0.71
1:E:50:PRO:HG2	1:E:189:SER:OG	1.91	0.71
1:B:117:GLU:HB2	4:B:524:HOH:O	1.88	0.70
1:C:32:ILE:HD11	1:C:90:PHE:HA	1.72	0.70
1:F:158:ALA:HB3	1:F:164:TRP:CD1	2.27	0.70
1:B:224:VAL:O	1:B:228:GLU:HG3	1.91	0.70
1:C:50:PRO:HD2	4:C:518:HOH:O	1.90	0.70
1:D:54:ILE:HG12	4:D:551:HOH:O	1.92	0.70
1:C:47:LYS:HB2	1:C:48:PRO:CD	2.21	0.70
1:D:205:ILE:O	1:D:211:LEU:HD12	1.92	0.70
1:B:176:TYR:CB	1:B:177:PRO:CD	2.67	0.70
1:B:58:ARG:O	1:B:62:GLU:HB2	1.91	0.70
1:D:33:PHE:HB3	4:D:541:HOH:O	1.92	0.70
1:E:152:THR:HB	1:E:153:PRO:HD2	1.73	0.69
1:C:44:GLU:O	1:C:60:LEU:HD11	1.91	0.69
1:C:49:MET:H	1:C:50:PRO:HD2	1.57	0.69

Continued on next page...

Continued from previous page...

Atom-1	Atom-2	Interatomic distance (Å)	Clash overlap (Å)
1:D:11:PHE:O	1:D:124:SER:HA	1.91	0.69
1:B:65:ARG:HG2	1:B:66:ILE:H	1.56	0.69
1:F:121:LYS:HB3	1:F:173:LEU:HD23	1.73	0.69
1:A:47:LYS:HB3	1:A:48:PRO:HD3	1.72	0.69
1:E:60:LEU:O	1:E:66:ILE:HG21	1.93	0.69
1:E:145:TYR:OH	1:E:147:PRO:HG3	1.93	0.69
1:F:65:ARG:O	1:F:67:ALA:N	2.25	0.69
1:C:251:GLU:O	1:C:255:VAL:HG23	1.92	0.69
1:E:149:PHE:CE1	1:E:172:GLU:HG2	2.28	0.69
1:C:15:GLY:HA3	1:C:186:ASP:OD2	1.92	0.68
1:D:28:VAL:HG13	1:D:93:ILE:HB	1.75	0.68
1:D:31:GLU:OE1	1:D:93:ILE:HD13	1.92	0.68
1:C:68:SER:O	1:C:69:GLU:HB2	1.93	0.68
1:E:108:VAL:O	1:E:112:ILE:HG12	1.92	0.68
1:F:71:ASN:HD22	1:F:77:LEU:HD13	1.57	0.68
1:C:17:THR:O	1:C:105:ILE:HG13	1.94	0.68
1:F:5:LYS:N	1:F:5:LYS:HD3	2.08	0.68
1:D:201:THR:H	1:D:243:HIS:HD2	1.39	0.68
1:F:108:VAL:O	1:F:112:ILE:HG12	1.93	0.68
1:F:161:PRO:HG2	1:F:162:TYR:HD1	1.57	0.68
1:A:176:TYR:CB	1:A:177:PRO:HD3	2.22	0.68
1:A:12:ASP:CG	1:A:160:ARG:HH22	1.97	0.68
1:C:211:LEU:HD13	1:C:233:VAL:HG21	1.75	0.68
1:D:46:ARG:HH12	1:D:209:SER:HA	1.60	0.68
1:D:76:GLN:HG2	1:D:77:LEU:H	1.59	0.68
1:D:133:MET:HE2	1:D:133:MET:HA	1.74	0.68
1:D:217:GLU:N	4:D:520:HOH:O	2.26	0.67
1:F:251:GLU:O	1:F:255:VAL:HG23	1.95	0.67
1:A:149:PHE:CE2	1:A:172:GLU:HG3	2.29	0.67
1:D:182:ILE:HG12	1:D:200:TRP:HB2	1.74	0.67
1:C:149:PHE:CE2	1:C:172:GLU:HG3	2.30	0.67
1:D:32:ILE:HD11	1:D:90:PHE:HA	1.77	0.67
1:B:161:PRO:HG3	4:B:530:HOH:O	1.94	0.67
1:C:121:LYS:HB3	1:C:173:LEU:HD23	1.76	0.67
1:E:49:MET:HB3	1:E:50:PRO:CD	2.20	0.67
1:E:61:THR:HG23	1:E:78:PRO:HG2	1.77	0.67
1:B:53:LYS:HD3	1:B:54:ILE:H	1.59	0.67
1:E:248:THR:HG22	1:E:250:GLN:H	1.60	0.67
1:D:111:VAL:HG23	4:D:544:HOH:O	1.95	0.67
1:C:41:THR:HB	1:C:43:GLU:OE2	1.94	0.66
1:E:161:PRO:O	4:E:502:HOH:O	2.14	0.66

Continued on next page...

Continued from previous page...

Atom-1	Atom-2	Interatomic distance (Å)	Clash overlap (Å)
1:A:17:THR:HG21	1:A:145:TYR:CE2	2.30	0.66
1:B:263:GLU:H	1:C:195:ARG:HH22	1.43	0.66
1:F:23:PHE:HE2	1:F:46:ARG:HH12	1.41	0.66
1:A:211:LEU:HG	1:A:213:LEU:HG	1.76	0.66
1:F:47:LYS:HB2	1:F:48:PRO:HD3	1.77	0.66
1:A:156:VAL:HB	1:A:157:PRO:HD2	1.76	0.66
1:E:176:TYR:HB3	1:E:177:PRO:HD3	1.78	0.66
1:D:49:MET:HB3	1:D:50:PRO:CD	2.23	0.66
1:E:13:TRP:HB2	1:E:126:THR:HG23	1.76	0.66
1:F:185:GLY:O	1:F:204:VAL:HG23	1.95	0.66
1:B:238:VAL:HG13	1:C:262:GLN:OE1	1.96	0.65
1:E:47:LYS:HB3	1:E:48:PRO:HD3	1.77	0.65
1:F:46:ARG:O	1:F:48:PRO:HD2	1.96	0.65
1:B:224:VAL:H	1:B:227:ARG:HG3	1.60	0.65
1:C:115:LEU:HD23	1:C:120:ILE:HD12	1.79	0.65
1:C:99:PRO:HG3	1:C:135:ILE:HG22	1.78	0.65
1:F:249:MET:HE2	1:F:252:LEU:HB2	1.79	0.65
1:A:132:MET:O	1:A:136:VAL:HG23	1.97	0.65
1:E:43:GLU:HB2	4:E:537:HOH:O	1.96	0.65
1:E:176:TYR:CB	1:E:177:PRO:CD	2.75	0.65
1:A:58:ARG:O	1:A:61:THR:HG22	1.97	0.65
1:F:47:LYS:HE2	1:F:47:LYS:N	2.12	0.65
1:E:223:SER:HB2	1:E:227:ARG:NH1	2.12	0.64
1:E:245:THR:O	4:E:528:HOH:O	2.14	0.64
1:C:121:LYS:HD2	1:C:173:LEU:HB3	1.80	0.64
1:C:114:SER:O	1:C:116:ARG:N	2.30	0.64
1:F:161:PRO:HG2	1:F:162:TYR:CD1	2.33	0.64
1:B:87:TYR:O	1:B:90:PHE:HB3	1.98	0.64
1:A:14:ALA:HA	1:A:18:VAL:O	1.96	0.64
1:A:23:PHE:CD1	1:A:26:LEU:HD12	2.32	0.64
1:B:53:LYS:HB3	1:B:55:ASP:OD1	1.98	0.64
1:C:112:ILE:HD12	1:C:122:ILE:HD13	1.80	0.64
1:C:95:PHE:HE1	1:C:132:MET:HG2	1.63	0.64
1:F:210:GLU:HB3	1:F:233:VAL:HG13	1.80	0.64
1:A:6:ILE:HA	1:A:180:HIS:O	1.97	0.63
1:C:14:ALA:HB3	3:C:500:ESA:O1	1.99	0.63
1:A:176:TYR:HB2	1:A:177:PRO:HD3	1.80	0.63
1:D:261:LYS:HE2	1:D:261:LYS:HA	1.79	0.63
1:F:176:TYR:HD1	1:F:176:TYR:H	1.43	0.63
1:A:255:VAL:O	1:A:259:ILE:HG12	1.99	0.63
1:D:18:VAL:HG11	1:D:102:ALA:HA	1.79	0.63

Continued on next page...

Continued from previous page...

Atom-1	Atom-2	Interatomic distance (Å)	Clash overlap (Å)
1:E:53:LYS:HB3	4:E:506:HOH:O	1.98	0.63
1:A:262:GLN:OE1	1:A:264:LEU:HD12	1.98	0.63
1:C:48:PRO:HD2	4:C:528:HOH:O	1.98	0.63
1:F:6:ILE:HD13	1:F:182:ILE:HD11	1.80	0.63
1:F:54:ILE:O	1:F:57:VAL:HG12	1.99	0.62
1:F:133:MET:HE3	1:F:136:VAL:HB	1.81	0.62
1:E:249:MET:CE	1:E:252:LEU:HD12	2.30	0.62
1:B:204:VAL:HG22	1:B:246:ILE:HD11	1.81	0.62
1:D:266:ILE:O	1:D:267:SER:HB3	1.98	0.62
1:F:176:TYR:CB	1:F:177:PRO:CD	2.77	0.62
1:D:108:VAL:O	1:D:112:ILE:HG13	1.99	0.62
1:A:58:ARG:HG3	1:A:83:ILE:HD13	1.81	0.62
1:F:255:VAL:O	1:F:259:ILE:HG13	2.00	0.62
1:D:38:VAL:O	4:D:541:HOH:O	2.16	0.62
1:D:94:LEU:HG	1:D:98:LEU:HD13	1.82	0.61
1:B:234:ARG:HG3	1:B:245:THR:HG21	1.80	0.61
1:B:241:GLY:HA2	1:C:262:GLN:HE21	1.65	0.61
1:F:191:MET:HE3	1:F:242:ALA:HB2	1.82	0.61
1:C:23:PHE:CD1	1:C:26:LEU:HD12	2.35	0.61
1:C:112:ILE:HG23	1:C:122:ILE:HD13	1.83	0.61
1:C:69:GLU:O	1:C:70:TRP:HB3	1.99	0.61
1:C:87:TYR:C	1:C:89:GLU:H	2.04	0.61
1:F:64:PRO:O	1:F:65:ARG:HB3	2.01	0.61
1:C:116:ARG:HD2	4:C:519:HOH:O	2.00	0.61
1:D:50:PRO:HG2	4:D:543:HOH:O	2.00	0.61
1:D:94:LEU:HD23	1:D:132:MET:HE1	1.83	0.61
1:E:5:LYS:N	1:E:260:GLU:HG2	2.16	0.61
1:E:13:TRP:HE1	1:E:124:SER:HB3	1.65	0.60
1:A:64:PRO:HG3	4:A:508:HOH:O	2.00	0.60
1:D:7:GLU:HB2	1:D:175:VAL:HG13	1.82	0.60
1:A:49:MET:HG3	4:A:542:HOH:O	2.00	0.60
1:D:13:TRP:NE1	1:D:124:SER:HB2	2.17	0.60
1:E:48:PRO:HG2	1:E:56:HIS:NE2	2.15	0.60
1:E:94:LEU:O	1:E:98:LEU:HD13	2.00	0.60
1:E:210:GLU:O	1:E:211:LEU:HB3	2.02	0.60
1:C:47:LYS:HB2	1:C:48:PRO:HD2	1.82	0.60
1:F:121:LYS:CB	1:F:173:LEU:HD23	2.32	0.60
1:A:112:ILE:HG23	1:A:122:ILE:HD13	1.83	0.60
1:D:192:LYS:HG2	1:D:195:ARG:HH21	1.67	0.60
1:D:145:TYR:CZ	1:D:147:PRO:HD3	2.36	0.60
1:E:47:LYS:HB3	1:E:48:PRO:CD	2.32	0.60

Continued on next page...

Continued from previous page...

Atom-1	Atom-2	Interatomic distance (Å)	Clash overlap (Å)
1:C:133:MET:HE3	1:C:136:VAL:HB	1.84	0.60
1:D:112:ILE:HG22	1:D:116:ARG:HD2	1.84	0.60
1:E:249:MET:HE1	1:E:252:LEU:HD12	1.83	0.60
1:C:225:GLU:O	1:C:229:LYS:HG2	2.01	0.59
1:C:139:GLU:O	1:C:143:GLN:HG2	2.03	0.59
1:E:45:ALA:HA	1:E:60:LEU:HD21	1.83	0.59
1:E:186:ASP:HB2	1:E:208:SER:HB2	1.83	0.59
1:A:138:LYS:O	1:A:142:LEU:HG	2.00	0.59
1:D:6:ILE:HG22	1:D:6:ILE:O	2.02	0.59
1:D:12:ASP:O	1:D:16:THR:HB	2.02	0.59
1:E:180:HIS:O	1:E:181:MET:HG3	2.00	0.59
1:F:145:TYR:CE2	1:F:147:PRO:HD3	2.38	0.59
1:D:188:VAL:HG13	1:D:240:ASN:CG	2.22	0.59
1:E:40:ILE:HD12	1:E:45:ALA:HB2	1.84	0.59
1:B:191:MET:HE3	1:B:201:THR:HB	1.85	0.59
1:E:211:LEU:HB2	1:E:233:VAL:HG21	1.84	0.59
1:E:256:MET:O	1:E:260:GLU:HG3	2.03	0.59
1:F:149:PHE:CZ	1:F:172:GLU:HG3	2.37	0.59
1:F:176:TYR:HB3	1:F:177:PRO:CD	2.32	0.59
1:B:15:GLY:N	4:B:546:HOH:O	2.35	0.59
1:C:98:LEU:HB2	4:C:527:HOH:O	2.03	0.59
1:F:48:PRO:HA	4:F:533:HOH:O	2.03	0.59
1:A:185:GLY:O	1:A:204:VAL:HG23	2.03	0.59
1:B:18:VAL:HG21	1:B:102:ALA:CA	2.32	0.59
1:C:25:PRO:HG2	1:C:49:MET:HE2	1.85	0.59
1:D:176:TYR:CB	1:D:177:PRO:CD	2.80	0.59
1:F:23:PHE:HD2	1:F:26:LEU:HD12	1.68	0.59
1:A:60:LEU:HD12	1:A:63:MET:SD	2.42	0.58
1:B:18:VAL:HG22	1:B:19:ASP:N	2.17	0.58
1:C:95:PHE:O	1:C:96:ALA:HB2	2.02	0.58
1:D:5:LYS:HB2	1:D:5:LYS:HZ2	1.64	0.58
1:A:145:TYR:CE2	1:A:147:PRO:HD3	2.37	0.58
1:E:32:ILE:HD11	1:E:86:MET:O	2.03	0.58
1:B:65:ARG:NH2	1:B:66:ILE:HD11	2.19	0.58
1:C:18:VAL:O	1:C:105:ILE:HD11	2.03	0.58
1:B:108:VAL:O	1:B:112:ILE:HG12	2.03	0.58
1:E:59:ALA:O	1:E:63:MET:HG3	2.03	0.58
1:C:264:LEU:HD12	4:C:534:HOH:O	2.03	0.58
1:D:59:ALA:O	1:D:63:MET:HG3	2.03	0.58
1:A:244:PHE:HZ	1:A:262:GLN:HE22	1.51	0.58
1:F:122:ILE:N	1:F:122:ILE:HD12	2.19	0.58

Continued on next page...

Continued from previous page...

Atom-1	Atom-2	Interatomic distance (Å)	Clash overlap (Å)
1:B:62:GLU:HG2	1:B:83:ILE:HD11	1.84	0.58
1:D:58:ARG:O	1:D:61:THR:HB	2.02	0.58
1:E:48:PRO:HG2	1:E:56:HIS:CE1	2.39	0.58
1:F:226:LEU:C	1:F:228:GLU:H	2.07	0.58
1:A:71:ASN:HB2	1:A:77:LEU:HD23	1.85	0.58
1:C:43:GLU:OE2	1:C:43:GLU:N	2.33	0.58
1:B:109:LYS:HG2	1:B:144:GLY:O	2.04	0.58
1:C:47:LYS:CB	1:C:48:PRO:CD	2.82	0.58
1:C:126:THR:H	1:C:165:MET:CE	2.16	0.58
1:D:35:LYS:HE3	4:D:528:HOH:O	2.03	0.58
1:E:210:GLU:O	1:E:212:GLY:N	2.31	0.58
1:A:129:THR:H	1:A:132:MET:HB2	1.67	0.58
1:B:149:PHE:CZ	1:B:172:GLU:HG3	2.39	0.58
1:E:106:ASN:N	4:E:534:HOH:O	2.37	0.58
1:F:15:GLY:HA3	1:F:186:ASP:OD2	2.04	0.58
1:B:8:ALA:HB2	1:B:175:VAL:HG21	1.85	0.57
1:D:20:TYR:CE1	1:D:214:THR:O	2.57	0.57
1:E:44:GLU:OE1	1:E:66:ILE:HD11	2.04	0.57
1:B:18:VAL:HG23	1:B:103:SER:O	2.05	0.57
1:B:128:TYR:O	1:B:153:PRO:HD2	2.04	0.57
1:C:17:THR:HG21	1:C:145:TYR:CE2	2.39	0.57
1:D:53:LYS:HB2	1:D:55:ASP:OD1	2.04	0.57
1:E:183:LYS:HB2	4:E:525:HOH:O	2.05	0.57
1:B:171:MET:HA	1:D:164:TRP:CZ3	2.38	0.57
1:B:79:THR:C	1:B:81:ALA:H	2.08	0.57
1:C:125:THR:HG22	1:C:165:MET:HB3	1.87	0.57
1:B:66:ILE:HG23	1:B:69:GLU:HG3	1.86	0.57
1:C:6:ILE:HD12	1:C:182:ILE:HG13	1.85	0.57
1:C:95:PHE:HA	4:C:527:HOH:O	2.05	0.57
1:D:47:LYS:HB3	1:D:48:PRO:CD	2.35	0.57
1:A:60:LEU:O	1:A:66:ILE:HG21	2.05	0.57
1:A:181:MET:HB2	4:A:540:HOH:O	2.05	0.57
1:C:256:MET:O	1:C:259:ILE:HG22	2.05	0.57
1:D:20:TYR:HE1	1:D:214:THR:O	1.87	0.57
1:E:51:LEU:HB3	4:E:541:HOH:O	2.03	0.57
1:E:186:ASP:HB2	1:E:208:SER:CB	2.34	0.57
1:F:133:MET:CE	1:F:136:VAL:HB	2.35	0.57
1:D:94:LEU:HD23	1:D:132:MET:CE	2.34	0.57
1:B:126:THR:HG22	3:B:500:ESA:O3	2.05	0.57
1:C:46:ARG:NH2	1:C:212:GLY:HA3	2.20	0.57
1:C:233:VAL:O	1:C:236:ARG:HB3	2.04	0.57

Continued on next page...

Continued from previous page...

Atom-1	Atom-2	Interatomic distance (Å)	Clash overlap (Å)
1:A:71:ASN:HA	1:A:76:GLN:O	2.05	0.57
1:A:109:LYS:HG3	1:A:110:GLU:H	1.70	0.57
1:A:251:GLU:O	1:A:255:VAL:HG23	2.05	0.57
1:C:13:TRP:O	1:C:18:VAL:HG22	2.04	0.57
1:E:75:ARG:HG3	1:E:75:ARG:HH11	1.70	0.57
1:C:145:TYR:CE2	1:C:147:PRO:HD3	2.40	0.56
1:C:187:THR:HG21	4:C:539:HOH:O	2.04	0.56
1:A:191:MET:HA	1:A:201:THR:CG2	2.35	0.56
1:D:163:PRO:O	1:D:165:MET:N	2.37	0.56
1:E:223:SER:HB2	1:E:227:ARG:HH12	1.70	0.56
1:A:56:HIS:O	1:A:60:LEU:HB2	2.05	0.56
1:A:214:THR:HB	1:A:217:GLU:HB2	1.86	0.56
1:B:14:ALA:HA	1:B:18:VAL:O	2.06	0.56
1:B:186:ASP:O	1:B:210:GLU:HG2	2.06	0.56
1:C:112:ILE:HG23	1:C:122:ILE:CD1	2.36	0.56
1:E:54:ILE:HG13	4:E:506:HOH:O	2.06	0.56
1:F:16:THR:O	1:F:105:ILE:HD12	2.05	0.56
1:F:27:GLU:O	1:F:31:GLU:HG2	2.05	0.56
1:F:57:VAL:HA	1:F:60:LEU:HD12	1.87	0.56
1:C:110:GLU:O	1:C:113:ALA:HB3	2.04	0.56
1:B:18:VAL:HG21	1:B:102:ALA:C	2.25	0.56
1:D:105:ILE:O	1:D:108:VAL:HG23	2.05	0.56
1:B:72:ARG:HG3	1:B:73:VAL:N	2.21	0.56
1:B:75:ARG:HA	4:B:553:HOH:O	2.05	0.56
1:E:224:VAL:HG23	1:E:225:GLU:H	1.69	0.56
1:A:161:PRO:HG2	1:A:162:TYR:CD1	2.40	0.56
1:C:17:THR:HG21	1:C:145:TYR:CZ	2.40	0.56
1:C:29:PHE:HE2	1:C:57:VAL:HG22	1.70	0.56
1:A:234:ARG:O	1:A:238:VAL:HG23	2.06	0.56
1:C:211:LEU:HG	1:C:213:LEU:HD12	1.89	0.56
1:F:36:ARG:HD2	1:F:36:ARG:N	2.20	0.56
1:F:231:GLU:O	1:F:234:ARG:N	2.39	0.56
1:E:17:THR:HG21	4:E:524:HOH:O	2.05	0.55
1:E:28:VAL:HG21	1:E:94:LEU:HB2	1.88	0.55
1:E:234:ARG:O	1:E:238:VAL:HG23	2.06	0.55
1:A:6:ILE:HD11	1:A:259:ILE:HG21	1.89	0.55
1:C:164:TRP:CE3	1:C:164:TRP:N	2.74	0.55
1:C:236:ARG:HH11	1:C:236:ARG:HG2	1.71	0.55
1:D:162:TYR:HB3	1:D:164:TRP:NE1	2.22	0.55
1:B:175:VAL:HG11	1:B:181:MET:HG3	1.89	0.55
1:B:32:ILE:HG22	1:B:86:MET:HG3	1.89	0.55

Continued on next page...

Continued from previous page...

Atom-1	Atom-2	Interatomic distance (Å)	Clash overlap (Å)
1:C:264:LEU:C	1:C:265:ILE:HD12	2.26	0.55
1:F:89:GLU:HG2	1:F:93:ILE:HD11	1.88	0.55
1:A:8:ALA:O	1:A:181:MET:HA	2.06	0.55
1:B:107:ALA:HA	1:B:110:GLU:HB2	1.88	0.55
1:D:179:ASN:HD22	1:D:180:HIS:N	2.04	0.55
1:B:52:LEU:HD21	1:B:127:GLY:O	2.07	0.55
1:C:17:THR:HG23	1:C:108:VAL:HG11	1.89	0.55
1:D:133:MET:O	1:D:137:ALA:N	2.38	0.55
1:F:36:ARG:HG2	1:F:36:ARG:HH11	1.70	0.55
1:C:68:SER:C	1:C:69:GLU:O	2.43	0.55
1:A:26:LEU:HD22	1:A:45:ALA:HB1	1.89	0.55
1:B:176:TYR:HA	4:D:535:HOH:O	2.07	0.55
1:D:72:ARG:HG2	1:D:72:ARG:O	2.06	0.55
1:E:176:TYR:N	4:E:522:HOH:O	2.39	0.55
1:F:61:THR:O	1:F:67:ALA:HB2	2.07	0.55
1:F:132:MET:O	1:F:136:VAL:HG23	2.07	0.55
1:C:49:MET:N	1:C:50:PRO:HD2	2.21	0.54
1:A:30:MET:HG3	4:A:511:HOH:O	2.08	0.54
1:B:133:MET:C	4:B:545:HOH:O	2.44	0.54
1:C:132:MET:O	1:C:136:VAL:HG23	2.07	0.54
1:C:83:ILE:C	1:C:85:GLU:H	2.11	0.54
1:D:47:LYS:HB3	1:D:48:PRO:HD3	1.88	0.54
1:D:65:ARG:O	1:D:68:SER:HB3	2.07	0.54
1:F:71:ASN:HA	1:F:76:GLN:O	2.07	0.54
1:A:29:PHE:HE2	1:A:57:VAL:HG22	1.71	0.54
1:A:74:PHE:CG	4:A:515:HOH:O	2.54	0.54
1:B:6:ILE:CD1	1:B:182:ILE:HG13	2.38	0.54
1:A:205:ILE:HG12	1:A:246:ILE:O	2.08	0.54
1:B:18:VAL:HA	1:B:105:ILE:HG13	1.90	0.54
1:B:178:MET:CE	1:B:199:MET:CE	2.85	0.54
1:D:168:LYS:HD3	1:D:171:MET:HE3	1.90	0.54
1:E:60:LEU:HA	1:E:63:MET:HE3	1.90	0.54
1:E:61:THR:O	1:E:67:ALA:HB2	2.07	0.54
1:F:257:GLU:O	1:F:261:LYS:HD3	2.06	0.54
1:B:211:LEU:HA	1:B:233:VAL:HG21	1.89	0.54
1:C:14:ALA:HB3	3:C:500:ESA:C2	2.38	0.54
1:C:202:VAL:HG22	1:C:244:PHE:HB2	1.89	0.54
1:E:87:TYR:O	1:E:90:PHE:HB3	2.08	0.54
1:E:176:TYR:HB2	1:E:177:PRO:CD	2.36	0.54
1:B:70:TRP:CE2	1:B:78:PRO:HG3	2.42	0.54
1:B:77:LEU:N	4:B:520:HOH:O	2.41	0.54

Continued on next page...

Continued from previous page...

Atom-1	Atom-2	Interatomic distance (Å)	Clash overlap (Å)
1:B:224:VAL:N	1:B:227:ARG:HG3	2.22	0.54
1:C:192:LYS:O	1:C:196:ASN:OD1	2.26	0.54
1:F:63:MET:HB3	1:F:66:ILE:HD12	1.90	0.54
1:D:46:ARG:O	1:D:49:MET:HB2	2.07	0.54
1:F:38:VAL:HG21	1:F:70:TRP:CE3	2.42	0.54
1:F:43:GLU:O	1:F:47:LYS:HE3	2.07	0.54
1:B:43:GLU:HA	1:B:46:ARG:HD2	1.88	0.54
1:F:60:LEU:O	1:F:66:ILE:HG21	2.08	0.54
1:A:177:PRO:CD	4:A:539:HOH:O	2.55	0.53
1:A:191:MET:CE	1:A:242:ALA:HB2	2.34	0.53
1:D:176:TYR:HB2	1:D:177:PRO:CD	2.36	0.53
1:B:77:LEU:N	1:B:77:LEU:HD23	2.23	0.53
1:A:59:ALA:O	1:A:63:MET:HG3	2.08	0.53
1:A:107:ALA:H	1:A:109:LYS:HZ1	1.56	0.53
1:A:176:TYR:HB3	1:A:177:PRO:HD3	1.89	0.53
1:D:99:PRO:HG3	1:D:135:ILE:CG2	2.38	0.53
1:A:47:LYS:CB	1:A:48:PRO:CD	2.78	0.53
1:D:70:TRP:CD2	1:D:78:PRO:HG3	2.44	0.53
1:D:118:ARG:NH1	1:D:253:GLU:OE2	2.38	0.53
1:E:199:MET:HE3	4:E:525:HOH:O	2.08	0.53
1:F:14:ALA:HB3	3:F:500:ESA:O2	2.08	0.53
1:A:205:ILE:HG21	1:A:230:ILE:HG23	1.90	0.53
1:B:99:PRO:HG3	1:B:135:ILE:HG22	1.90	0.53
1:B:8:ALA:CB	1:B:175:VAL:HG21	2.39	0.53
1:B:22:CYS:N	4:B:546:HOH:O	2.42	0.53
1:B:38:VAL:O	1:B:39:ALA:HB3	2.09	0.53
1:C:178:MET:HB2	4:C:536:HOH:O	2.09	0.53
1:C:126:THR:H	1:C:165:MET:HE2	1.74	0.53
1:C:149:PHE:CZ	1:C:172:GLU:HG3	2.44	0.53
1:F:58:ARG:O	1:F:62:GLU:HG2	2.09	0.53
1:A:176:TYR:CB	1:A:177:PRO:CD	2.85	0.53
1:B:161:PRO:HA	4:B:551:HOH:O	2.08	0.53
1:F:70:TRP:CD1	1:F:78:PRO:HG3	2.44	0.53
1:A:184:VAL:HG11	1:A:249:MET:CE	2.39	0.53
1:B:239:GLU:HG2	1:C:261:LYS:NZ	2.23	0.53
1:F:176:TYR:CD1	1:F:176:TYR:N	2.74	0.53
1:A:211:LEU:O	1:A:213:LEU:HG	2.08	0.53
1:B:226:LEU:O	1:B:230:ILE:HG13	2.09	0.53
1:D:223:SER:O	1:D:227:ARG:HB2	2.09	0.52
1:F:70:TRP:CE2	1:F:78:PRO:HG3	2.44	0.52
1:F:216:GLU:O	1:F:219:GLU:HB2	2.10	0.52

Continued on next page...

Continued from previous page...

Atom-1	Atom-2	Interatomic distance (Å)	Clash overlap (Å)
1:C:113:ALA:HA	4:C:529:HOH:O	2.08	0.52
1:F:200:TRP:CD2	1:F:266:ILE:HD11	2.44	0.52
1:B:129:THR:OG1	1:B:132:MET:HB2	2.09	0.52
1:C:64:PRO:O	1:C:65:ARG:HB3	2.10	0.52
1:D:13:TRP:HE1	1:D:124:SER:HB2	1.72	0.52
1:F:14:ALA:HA	1:F:18:VAL:O	2.08	0.52
1:A:70:TRP:CD1	1:A:78:PRO:HG3	2.44	0.52
1:A:214:THR:O	1:A:218:VAL:HG23	2.09	0.52
1:E:50:PRO:HB3	4:E:550:HOH:O	2.10	0.52
1:F:32:ILE:HG13	1:F:33:PHE:HD1	1.74	0.52
1:C:71:ASN:O	1:C:75:ARG:HA	2.09	0.52
1:E:214:THR:O	1:E:218:VAL:HG22	2.09	0.52
1:B:49:MET:O	1:B:51:LEU:N	2.43	0.52
1:B:66:ILE:O	1:B:66:ILE:HG22	2.10	0.52
1:B:263:GLU:CB	1:C:195:ARG:HH22	2.23	0.52
1:C:114:SER:HA	1:C:117:GLU:HB2	1.90	0.52
1:E:50:PRO:HG2	1:E:189:SER:CB	2.40	0.52
1:E:12:ASP:CG	1:E:13:TRP:H	2.13	0.52
1:E:68:SER:HB2	1:E:72:ARG:HH21	1.74	0.52
1:E:156:VAL:HG21	1:E:165:MET:HG3	1.92	0.52
1:B:53:LYS:HD2	1:B:54:ILE:H	1.75	0.52
1:C:177:PRO:HG2	1:C:180:HIS:CG	2.44	0.52
1:E:152:THR:HB	1:E:153:PRO:CD	2.40	0.52
1:F:27:GLU:OE1	1:F:27:GLU:HA	2.10	0.52
1:D:50:PRO:O	1:D:51:LEU:HG	2.09	0.52
1:F:95:PHE:HE1	1:F:132:MET:HG3	1.75	0.52
1:F:222:ASP:O	1:F:224:VAL:N	2.43	0.52
1:E:89:GLU:O	1:E:93:ILE:HG23	2.10	0.51
1:E:165:MET:O	1:E:168:LYS:HB3	2.10	0.51
1:A:181:MET:C	4:A:540:HOH:O	2.44	0.51
1:A:224:VAL:O	1:A:228:GLU:HB2	2.09	0.51
1:C:160:ARG:O	1:C:161:PRO:C	2.48	0.51
1:A:5:LYS:NZ	1:A:5:LYS:HB3	2.25	0.51
1:B:35:LYS:HZ1	1:B:89:GLU:CD	2.14	0.51
1:B:36:ARG:HG3	1:B:36:ARG:NH1	2.22	0.51
1:D:130:ARG:C	1:D:132:MET:H	2.14	0.51
1:E:138:LYS:C	1:E:140:ALA:H	2.13	0.51
1:E:149:PHE:CE2	1:E:151:VAL:HG22	2.45	0.51
1:E:223:SER:O	1:E:227:ARG:HG3	2.11	0.51
1:F:54:ILE:HG23	1:F:55:ASP:N	2.26	0.51
1:B:29:PHE:HE2	1:B:57:VAL:HG22	1.76	0.51

Continued on next page...

Continued from previous page...

Atom-1	Atom-2	Interatomic distance (Å)	Clash overlap (Å)
1:B:53:LYS:HD3	1:B:54:ILE:N	2.24	0.51
1:D:49:MET:HG3	4:D:505:HOH:O	2.10	0.51
1:D:161:PRO:HD3	4:D:515:HOH:O	2.09	0.51
1:B:46:ARG:NH1	4:B:502:HOH:O	2.43	0.51
1:B:263:GLU:HB2	1:C:195:ARG:HH22	1.76	0.51
1:B:8:ALA:O	1:B:181:MET:HA	2.11	0.51
1:F:228:GLU:O	1:F:232:VAL:HG23	2.10	0.51
1:A:6:ILE:HD13	1:A:182:ILE:HD11	1.93	0.51
1:B:15:GLY:HA3	1:B:186:ASP:OD2	2.11	0.51
1:D:46:ARG:HH22	1:D:209:SER:C	2.14	0.51
1:F:32:ILE:O	1:F:36:ARG:HD3	2.11	0.51
1:B:24:ALA:O	1:B:28:VAL:HG23	2.10	0.51
1:D:35:LYS:HD3	1:D:89:GLU:OE2	2.10	0.51
1:D:187:THR:O	1:D:190:ASP:HB2	2.10	0.51
1:D:201:THR:H	1:D:243:HIS:CD2	2.26	0.51
1:D:20:TYR:HD2	1:D:105:ILE:HG23	1.75	0.51
1:D:179:ASN:C	1:D:179:ASN:ND2	2.64	0.51
1:D:226:LEU:O	1:D:230:ILE:HG13	2.11	0.51
1:E:162:TYR:C	4:E:502:HOH:O	2.49	0.51
1:E:182:ILE:CD1	1:E:256:MET:HG2	2.41	0.51
1:F:191:MET:CE	1:F:242:ALA:HB2	2.41	0.51
1:C:70:TRP:CE2	1:C:78:PRO:HG3	2.46	0.51
1:E:49:MET:CB	1:E:50:PRO:CD	2.83	0.51
1:E:63:MET:HB3	1:E:64:PRO:HD2	1.92	0.51
1:F:167:TYR:O	1:F:171:MET:HG3	2.11	0.51
1:F:175:VAL:O	1:F:176:TYR:O	2.30	0.50
1:F:248:THR:HG23	1:F:251:GLU:HG3	1.92	0.50
1:A:89:GLU:O	1:A:93:ILE:HG13	2.11	0.50
1:A:176:TYR:N	4:A:539:HOH:O	2.43	0.50
1:B:141:ALA:HA	1:B:145:TYR:O	2.11	0.50
1:C:169:ASN:O	1:C:173:LEU:HD13	2.11	0.50
1:D:188:VAL:HG12	1:D:192:LYS:HE3	1.92	0.50
1:E:28:VAL:HG13	1:E:93:ILE:CG1	2.40	0.50
1:F:255:VAL:HG12	1:F:259:ILE:HD11	1.93	0.50
1:C:177:PRO:HD2	1:C:177:PRO:O	2.10	0.50
1:D:122:ILE:O	1:D:148:ASP:HB2	2.12	0.50
1:F:44:GLU:HG3	4:F:530:HOH:O	2.11	0.50
1:B:133:MET:HB3	4:B:545:HOH:O	2.11	0.50
1:C:114:SER:O	1:C:115:LEU:HB2	2.11	0.50
1:C:206:LEU:HD13	1:C:247:GLU:HG3	1.92	0.50
1:A:26:LEU:HD22	1:A:45:ALA:CB	2.41	0.50

Continued on next page...

Continued from previous page...

Atom-1	Atom-2	Interatomic distance (Å)	Clash overlap (Å)
1:B:69:GLU:HA	1:B:72:ARG:HD3	1.94	0.50
1:B:152:THR:HB	1:B:153:PRO:HD2	1.94	0.50
1:C:256:MET:HA	1:C:259:ILE:HG22	1.93	0.50
1:E:29:PHE:HA	1:E:32:ILE:HG22	1.93	0.50
1:F:48:PRO:HG2	1:F:56:HIS:CE1	2.47	0.50
1:C:44:GLU:OE1	1:C:66:ILE:HD11	2.12	0.50
1:D:187:THR:HG22	1:D:209:SER:HB2	1.93	0.50
1:F:149:PHE:CE1	1:F:172:GLU:HG3	2.47	0.50
1:F:156:VAL:HA	4:F:525:HOH:O	2.11	0.50
1:A:20:TYR:CE1	1:A:207:GLY:HA2	2.47	0.50
1:C:13:TRP:C	4:C:507:HOH:O	2.49	0.50
1:C:222:ASP:HB3	1:C:225:GLU:HB2	1.93	0.50
1:D:97:ILE:HG13	1:D:98:LEU:N	2.26	0.50
1:D:249:MET:HE1	1:D:252:LEU:HD22	1.94	0.50
1:F:176:TYR:HB3	1:F:177:PRO:HD3	1.93	0.50
1:A:97:ILE:HA	1:A:100:ARG:HH11	1.76	0.50
1:A:115:LEU:O	1:A:120:ILE:HB	2.12	0.50
1:A:258:HIS:O	1:A:262:GLN:HB3	2.12	0.50
1:C:26:LEU:C	1:C:28:VAL:H	2.14	0.50
1:E:201:THR:O	1:E:243:HIS:HB2	2.12	0.50
1:A:172:GLU:HG2	4:A:533:HOH:O	2.11	0.49
1:B:23:PHE:O	1:B:27:GLU:HB2	2.12	0.49
1:D:172:GLU:C	1:D:174:GLY:H	2.15	0.49
1:C:185:GLY:O	1:C:204:VAL:HG23	2.12	0.49
1:A:36:ARG:NE	4:A:512:HOH:O	2.40	0.49
1:B:261:LYS:HB2	4:B:522:HOH:O	2.11	0.49
1:D:12:ASP:OD1	4:D:522:HOH:O	2.20	0.49
1:B:63:MET:HB2	1:B:64:PRO:HD3	1.95	0.49
1:B:262:GLN:NE2	4:B:526:HOH:O	2.44	0.49
1:C:186:ASP:HB2	1:C:208:SER:HB2	1.95	0.49
1:D:202:VAL:HG22	1:D:244:PHE:HB2	1.94	0.49
1:D:234:ARG:O	1:D:238:VAL:HG23	2.12	0.49
1:F:36:ARG:HB3	1:F:74:PHE:CZ	2.47	0.49
1:F:184:VAL:HA	1:F:202:VAL:O	2.12	0.49
1:E:255:VAL:O	1:E:259:ILE:HG13	2.12	0.49
1:F:191:MET:HE3	1:F:242:ALA:CB	2.42	0.49
1:A:84:GLN:HA	1:A:84:GLN:NE2	2.28	0.49
1:C:116:ARG:NH1	4:C:519:HOH:O	2.37	0.49
1:D:19:ASP:OD2	1:D:101:TYR:HB3	2.12	0.49
1:D:191:MET:SD	1:D:237:PHE:HD2	2.36	0.49
1:E:12:ASP:CG	1:E:13:TRP:N	2.66	0.49

Continued on next page...

Continued from previous page...

Atom-1	Atom-2	Interatomic distance (Å)	Clash overlap (Å)
1:E:135:ILE:HG22	1:E:135:ILE:O	2.13	0.49
1:F:186:ASP:OD1	1:F:187:THR:HG23	2.12	0.49
1:B:170:ALA:HB2	1:B:181:MET:CE	2.43	0.49
1:B:258:HIS:CE1	1:B:262:GLN:HB2	2.47	0.49
1:E:252:LEU:HD22	1:E:256:MET:HE2	1.94	0.49
1:A:75:ARG:O	1:A:76:GLN:HB2	2.13	0.49
1:B:178:MET:HE3	1:B:199:MET:CE	2.42	0.49
1:F:20:TYR:CE1	1:F:207:GLY:HA2	2.47	0.49
1:A:47:LYS:HB3	1:A:48:PRO:CD	2.40	0.48
1:D:160:ARG:HG3	1:D:189:SER:OG	2.12	0.48
1:D:246:ILE:HG13	1:D:246:ILE:O	2.13	0.48
1:E:122:ILE:HB	1:E:148:ASP:H	1.77	0.48
1:A:97:ILE:HG13	1:A:100:ARG:HD2	1.95	0.48
1:B:264:LEU:C	4:B:518:HOH:O	2.50	0.48
1:D:116:ARG:NE	4:D:536:HOH:O	2.36	0.48
1:A:16:THR:O	1:A:105:ILE:HD12	2.13	0.48
1:A:161:PRO:HG2	1:A:162:TYR:HD1	1.77	0.48
1:B:176:TYR:CA	4:D:535:HOH:O	2.61	0.48
1:C:156:VAL:HG21	1:C:165:MET:HG3	1.95	0.48
1:D:10:ILE:HG13	1:D:123:GLY:HA3	1.94	0.48
1:B:265:ILE:HB	1:C:265:ILE:HB	1.93	0.48
1:C:68:SER:O	1:C:69:GLU:CB	2.61	0.48
1:F:20:TYR:CD2	1:F:215:GLU:HB2	2.47	0.48
1:F:23:PHE:O	1:F:27:GLU:HG2	2.14	0.48
1:F:47:LYS:C	1:F:49:MET:H	2.17	0.48
1:F:51:LEU:O	1:F:56:HIS:HD2	1.96	0.48
1:F:89:GLU:O	1:F:93:ILE:HG13	2.14	0.48
1:A:40:ILE:HG22	1:A:66:ILE:HD12	1.95	0.48
1:A:109:LYS:HG2	4:A:531:HOH:O	2.13	0.48
1:B:53:LYS:HD2	1:B:54:ILE:HG12	1.95	0.48
1:C:48:PRO:HD2	4:C:504:HOH:O	2.13	0.48
1:D:133:MET:HA	1:D:133:MET:CE	2.43	0.48
1:E:75:ARG:HG3	1:E:75:ARG:NH1	2.28	0.48
1:E:149:PHE:CZ	1:E:172:GLU:HG2	2.48	0.48
1:E:263:GLU:HG3	4:E:505:HOH:O	2.12	0.48
1:A:26:LEU:O	1:A:27:GLU:C	2.51	0.48
1:A:176:TYR:HB2	1:A:177:PRO:CD	2.44	0.48
1:A:186:ASP:HB2	1:A:208:SER:CB	2.43	0.48
1:D:152:THR:HA	4:D:507:HOH:O	2.13	0.48
1:E:71:ASN:HD21	1:E:77:LEU:HD12	1.78	0.48
1:F:105:ILE:HB	1:F:108:VAL:HG21	1.96	0.48

Continued on next page...

Continued from previous page...

Atom-1	Atom-2	Interatomic distance (Å)	Clash overlap (Å)
1:A:252:LEU:C	1:A:254:SER:H	2.16	0.48
1:C:214:THR:C	1:C:216:GLU:H	2.17	0.48
1:D:5:LYS:O	1:D:6:ILE:HB	2.13	0.48
1:D:183:LYS:NZ	1:D:190:ASP:OD1	2.45	0.48
1:E:38:VAL:O	1:E:39:ALA:HB3	2.13	0.48
1:F:115:LEU:HD21	1:F:256:MET:HE2	1.95	0.48
1:A:205:ILE:HD13	1:A:237:PHE:HE2	1.78	0.48
1:C:163:PRO:O	1:C:164:TRP:C	2.51	0.48
1:D:48:PRO:HG2	1:D:56:HIS:CE1	2.49	0.48
1:D:138:LYS:C	1:D:140:ALA:H	2.17	0.48
1:D:206:LEU:HD12	1:D:248:THR:OG1	2.13	0.48
1:E:177:PRO:HD2	4:E:522:HOH:O	2.13	0.48
1:A:183:LYS:NZ	1:A:193:GLU:OE1	2.39	0.48
1:B:192:LYS:O	1:B:195:ARG:HB3	2.14	0.48
1:D:87:TYR:O	1:D:88:GLU:CB	2.61	0.48
1:D:131:GLU:O	1:D:131:GLU:HG2	2.13	0.48
1:E:158:ALA:HB3	1:E:164:TRP:CD1	2.49	0.48
1:A:200:TRP:CD2	1:A:266:ILE:HD11	2.49	0.47
1:B:234:ARG:CG	1:B:245:THR:HG21	2.44	0.47
1:A:177:PRO:HD2	4:A:539:HOH:O	2.13	0.47
1:B:167:TYR:HB2	4:B:517:HOH:O	2.13	0.47
1:C:121:LYS:CB	1:C:173:LEU:HD23	2.44	0.47
1:D:145:TYR:OH	1:D:147:PRO:HB3	2.14	0.47
1:E:51:LEU:HD13	4:E:507:HOH:O	2.14	0.47
1:E:137:ALA:O	1:E:140:ALA:HB3	2.13	0.47
1:A:258:HIS:CE1	1:A:262:GLN:HE21	2.32	0.47
1:B:69:GLU:HB2	4:B:552:HOH:O	2.14	0.47
1:D:16:THR:OG1	1:D:185:GLY:HA2	2.13	0.47
1:E:18:VAL:HG22	1:E:19:ASP:N	2.29	0.47
1:F:31:GLU:C	1:F:33:PHE:N	2.68	0.47
1:F:220:ASN:O	1:F:221:MET:HB2	2.15	0.47
1:B:178:MET:HE3	1:B:199:MET:HE2	1.96	0.47
1:C:32:ILE:HD13	1:C:86:MET:O	2.14	0.47
1:C:253:GLU:HA	1:C:256:MET:HE3	1.96	0.47
1:D:95:PHE:O	1:D:99:PRO:HD3	2.14	0.47
1:F:46:ARG:O	1:F:48:PRO:CD	2.60	0.47
1:B:118:ARG:HH22	1:B:253:GLU:CG	2.22	0.47
1:C:131:GLU:CD	1:C:131:GLU:H	2.17	0.47
1:C:234:ARG:HG3	1:C:245:THR:HG21	1.97	0.47
1:F:47:LYS:CB	1:F:48:PRO:CD	2.90	0.47
1:F:133:MET:HE3	1:F:133:MET:HA	1.96	0.47

Continued on next page...

Continued from previous page...

Atom-1	Atom-2	Interatomic distance (Å)	Clash overlap (Å)
1:A:75:ARG:CZ	1:C:142:LEU:HD22	2.44	0.47
1:A:79:THR:O	1:A:82:ASP:HB2	2.14	0.47
1:B:6:ILE:HG12	1:B:256:MET:HG3	1.96	0.47
1:B:112:ILE:HG22	1:B:116:ARG:HD2	1.97	0.47
1:B:126:THR:HG22	1:B:127:GLY:H	1.79	0.47
1:C:65:ARG:HD3	1:C:65:ARG:C	2.35	0.47
1:D:13:TRP:HE1	1:D:124:SER:CB	2.28	0.47
1:D:109:LYS:HA	1:D:112:ILE:HD12	1.96	0.47
1:E:182:ILE:N	4:E:515:HOH:O	2.46	0.47
1:F:158:ALA:HB3	1:F:164:TRP:HD1	1.79	0.47
1:A:177:PRO:HD2	1:A:180:HIS:CD2	2.50	0.47
1:C:69:GLU:O	1:C:71:ASN:N	2.41	0.47
1:C:105:ILE:O	1:C:105:ILE:HG22	2.15	0.47
1:C:177:PRO:HG2	1:C:180:HIS:ND1	2.30	0.47
1:D:64:PRO:O	1:D:65:ARG:HB3	2.15	0.47
1:F:24:ALA:HB3	1:F:25:PRO:CD	2.44	0.47
1:A:26:LEU:O	1:A:28:VAL:N	2.48	0.47
1:B:106:ASN:O	1:B:107:ALA:HB3	2.14	0.47
1:F:176:TYR:HB2	1:F:177:PRO:HD2	1.96	0.47
1:A:128:TYR:O	1:A:153:PRO:HD2	2.15	0.47
1:B:182:ILE:HG12	1:B:200:TRP:HB2	1.96	0.47
1:C:29:PHE:CE2	1:C:57:VAL:HG22	2.50	0.47
1:E:183:LYS:HB2	1:E:199:MET:CE	2.45	0.47
1:A:32:ILE:HD11	1:A:90:PHE:HA	1.97	0.46
1:B:12:ASP:HB3	1:B:16:THR:OG1	2.15	0.46
1:B:52:LEU:HD11	1:B:127:GLY:O	2.15	0.46
1:B:79:THR:C	1:B:81:ALA:N	2.68	0.46
1:B:223:SER:OG	1:B:227:ARG:HD2	2.15	0.46
1:C:28:VAL:O	1:C:32:ILE:HG13	2.15	0.46
1:E:106:ASN:C	1:E:108:VAL:H	2.17	0.46
1:F:5:LYS:HE3	4:F:521:HOH:O	2.14	0.46
1:F:31:GLU:C	1:F:33:PHE:H	2.18	0.46
1:A:76:GLN:HG2	1:A:77:LEU:N	2.30	0.46
1:B:83:ILE:HG22	1:B:84:GLN:N	2.30	0.46
1:D:214:THR:C	4:D:520:HOH:O	2.54	0.46
1:F:24:ALA:HB3	1:F:25:PRO:HD3	1.97	0.46
1:B:65:ARG:O	1:B:66:ILE:C	2.53	0.46
1:D:179:ASN:O	1:D:200:TRP:NE1	2.49	0.46
1:A:6:ILE:HG22	1:A:6:ILE:O	2.15	0.46
1:A:149:PHE:CZ	1:A:172:GLU:HG3	2.50	0.46
1:A:191:MET:HE1	1:A:202:VAL:C	2.35	0.46

Continued on next page...

Continued from previous page...

Atom-1	Atom-2	Interatomic distance (Å)	Clash overlap (Å)
1:C:49:MET:HE1	1:C:52:LEU:HD21	1.97	0.46
1:D:113:ALA:O	1:D:117:GLU:HG3	2.16	0.46
1:C:46:ARG:HD3	4:C:535:HOH:O	2.15	0.46
1:C:211:LEU:O	1:C:213:LEU:N	2.49	0.46
1:D:152:THR:HB	1:D:153:PRO:HD2	1.98	0.46
1:E:224:VAL:HG23	1:E:225:GLU:N	2.31	0.46
1:A:12:ASP:CG	1:A:13:TRP:H	2.18	0.46
1:A:12:ASP:HB3	1:A:16:THR:OG1	2.16	0.46
1:C:107:ALA:O	1:C:111:VAL:HG23	2.16	0.46
1:D:42:ALA:O	1:D:46:ARG:HB2	2.15	0.46
1:D:258:HIS:O	1:D:262:GLN:HB3	2.16	0.46
1:E:129:THR:HG22	1:E:154:ASP:OD2	2.16	0.46
1:A:124:SER:N	1:A:169:ASN:OD1	2.41	0.46
1:C:25:PRO:HG2	1:C:49:MET:CE	2.46	0.46
1:F:218:VAL:HG12	1:F:218:VAL:O	2.15	0.46
1:A:58:ARG:HG3	1:A:83:ILE:CD1	2.44	0.46
1:B:18:VAL:CG2	1:B:19:ASP:N	2.79	0.46
1:C:134:ASP:O	1:C:135:ILE:HB	2.16	0.46
1:B:57:VAL:HG11	1:B:86:MET:O	2.15	0.46
1:B:149:PHE:CE1	1:B:172:GLU:HG3	2.51	0.46
1:D:122:ILE:HB	1:D:148:ASP:H	1.81	0.46
1:E:126:THR:HG22	1:E:127:GLY:H	1.81	0.46
1:E:152:THR:CB	1:E:153:PRO:HD2	2.43	0.46
1:A:97:ILE:O	1:A:100:ARG:HB2	2.16	0.46
1:C:71:ASN:HA	1:C:76:GLN:O	2.16	0.46
1:A:170:ALA:O	1:A:174:GLY:N	2.45	0.45
1:C:205:ILE:HD11	1:C:245:THR:CG2	2.46	0.45
1:D:233:VAL:HG12	1:D:237:PHE:HE1	1.81	0.45
1:E:77:LEU:HG	1:E:78:PRO:HD2	1.98	0.45
1:A:167:TYR:CD2	1:A:178:MET:HE1	2.52	0.45
1:C:69:GLU:C	1:C:71:ASN:H	2.18	0.45
1:F:221:MET:HB3	1:F:225:GLU:CB	2.42	0.45
1:A:65:ARG:HG3	1:A:65:ARG:HH11	1.81	0.45
1:B:85:GLU:C	1:B:87:TYR:H	2.19	0.45
1:C:158:ALA:HB3	1:C:164:TRP:CD1	2.51	0.45
1:D:49:MET:CB	1:D:50:PRO:HD3	2.33	0.45
1:D:217:GLU:O	1:D:221:MET:HB2	2.17	0.45
1:E:63:MET:CB	1:E:64:PRO:HD2	2.46	0.45
1:E:133:MET:HA	1:E:136:VAL:HB	1.98	0.45
1:E:248:THR:HG22	1:E:249:MET:N	2.32	0.45
1:F:65:ARG:HG2	1:F:65:ARG:NH1	2.31	0.45

Continued on next page...

Continued from previous page...

Atom-1	Atom-2	Interatomic distance (Å)	Clash overlap (Å)
1:F:109:LYS:NZ	1:F:144:GLY:HA3	2.32	0.45
1:B:77:LEU:HD23	1:B:77:LEU:H	1.82	0.45
1:B:105:ILE:O	1:B:108:VAL:HG23	2.16	0.45
1:B:160:ARG:O	1:B:161:PRO:C	2.53	0.45
1:E:23:PHE:O	1:E:27:GLU:HB2	2.16	0.45
1:E:199:MET:HB2	4:E:525:HOH:O	2.17	0.45
1:F:28:VAL:HG13	1:F:93:ILE:HB	1.99	0.45
1:F:231:GLU:HG2	1:F:234:ARG:NH1	2.32	0.45
1:A:84:GLN:C	1:A:86:MET:N	2.70	0.45
1:C:82:ASP:O	1:C:86:MET:HG3	2.17	0.45
1:C:187:THR:HA	1:C:210:GLU:HG2	1.98	0.45
1:D:229:LYS:O	1:D:233:VAL:HG23	2.17	0.45
1:E:187:THR:O	1:E:190:ASP:HB2	2.16	0.45
1:E:252:LEU:HD22	1:E:256:MET:CE	2.46	0.45
1:C:134:ASP:O	1:C:136:VAL:N	2.45	0.45
1:A:176:TYR:CA	4:A:539:HOH:O	2.65	0.45
1:E:109:LYS:HA	4:E:548:HOH:O	2.17	0.45
1:A:107:ALA:H	1:A:109:LYS:NZ	2.15	0.45
1:D:46:ARG:NH2	1:D:209:SER:O	2.49	0.45
1:D:173:LEU:HB2	1:D:175:VAL:HG23	1.98	0.45
1:E:50:PRO:O	1:E:51:LEU:HB2	2.16	0.45
1:E:214:THR:OG1	1:E:217:GLU:HG3	2.17	0.45
1:F:10:ILE:HD12	1:F:199:MET:CE	2.46	0.45
1:F:12:ASP:OD1	1:F:160:ARG:NH2	2.50	0.45
1:F:191:MET:CE	1:F:201:THR:HG22	2.47	0.45
1:A:98:LEU:N	1:A:99:PRO:HD2	2.32	0.44
1:C:19:ASP:OD1	1:C:101:TYR:HB3	2.17	0.44
1:C:113:ALA:C	1:C:114:SER:O	2.56	0.44
1:D:184:VAL:HG11	1:D:249:MET:HE1	1.99	0.44
1:F:105:ILE:O	1:F:108:VAL:HG23	2.17	0.44
1:F:150:LEU:HD23	1:F:151:VAL:N	2.32	0.44
1:F:177:PRO:HG2	1:F:180:HIS:HD2	1.82	0.44
1:A:29:PHE:CE1	1:A:56:HIS:CE1	3.05	0.44
1:A:197:ALA:HB3	1:A:199:MET:HG3	2.00	0.44
1:B:100:ARG:HD3	4:B:537:HOH:O	2.16	0.44
1:B:67:ALA:HB2	4:B:558:HOH:O	2.17	0.44
1:E:129:THR:HB	1:E:132:MET:HG3	1.97	0.44
1:E:176:TYR:HB3	1:E:177:PRO:CD	2.46	0.44
1:F:99:PRO:HD3	1:F:135:ILE:HG22	2.00	0.44
1:A:184:VAL:HG11	1:A:249:MET:HE1	1.99	0.44
1:B:177:PRO:C	1:B:179:ASN:N	2.69	0.44

Continued on next page...

Continued from previous page...

Atom-1	Atom-2	Interatomic distance (Å)	Clash overlap (Å)
1:B:228:GLU:O	1:B:232:VAL:HG23	2.18	0.44
1:C:32:ILE:O	1:C:36:ARG:HD2	2.18	0.44
1:F:231:GLU:O	1:F:234:ARG:HB3	2.17	0.44
1:A:40:ILE:HG22	1:A:66:ILE:CD1	2.48	0.44
1:A:42:ALA:O	1:A:45:ALA:HB3	2.17	0.44
1:A:55:ASP:O	1:A:56:HIS:HB2	2.18	0.44
1:A:159:GLY:C	1:A:161:PRO:HD2	2.38	0.44
1:A:225:GLU:O	1:A:228:GLU:HB3	2.16	0.44
1:B:38:VAL:HG12	1:B:39:ALA:N	2.32	0.44
1:D:87:TYR:C	1:D:89:GLU:H	2.21	0.44
1:D:139:GLU:HG2	1:D:142:LEU:HD12	2.00	0.44
1:E:188:VAL:HG23	1:E:210:GLU:OE2	2.17	0.44
1:B:94:LEU:HG	1:B:98:LEU:HD13	1.99	0.44
1:B:98:LEU:N	1:B:99:PRO:CD	2.80	0.44
1:B:206:LEU:HA	1:B:211:LEU:CD2	2.48	0.44
1:D:52:LEU:C	1:D:53:LYS:HG3	2.37	0.44
1:E:16:THR:O	1:E:105:ILE:HG13	2.18	0.44
1:E:27:GLU:HG3	4:E:535:HOH:O	2.17	0.44
1:E:64:PRO:HG2	1:E:65:ARG:H	1.83	0.44
1:F:176:TYR:CB	1:F:177:PRO:HD2	2.48	0.44
1:B:58:ARG:C	1:B:60:LEU:N	2.70	0.44
1:D:5:LYS:NZ	1:D:5:LYS:CB	2.65	0.44
1:D:152:THR:HB	1:D:153:PRO:CD	2.47	0.44
1:E:48:PRO:HG2	1:E:56:HIS:CD2	2.53	0.44
1:A:246:ILE:HG22	4:A:521:HOH:O	2.18	0.44
1:B:32:ILE:HD11	1:B:90:PHE:HD1	1.83	0.44
1:C:8:ALA:HB2	1:C:121:LYS:HB2	1.99	0.44
1:C:246:ILE:CG2	1:C:251:GLU:HG3	2.48	0.44
1:D:79:THR:O	1:D:83:ILE:HG12	2.17	0.44
1:D:82:ASP:O	1:D:86:MET:HG3	2.18	0.44
1:C:116:ARG:NE	1:C:122:ILE:HD12	2.33	0.44
1:C:134:ASP:O	1:C:135:ILE:CB	2.66	0.44
1:C:216:GLU:O	1:C:220:ASN:HB2	2.18	0.44
1:C:262:GLN:O	1:C:263:GLU:C	2.55	0.44
1:F:70:TRP:CD2	1:F:78:PRO:HG3	2.52	0.44
1:F:224:VAL:O	1:F:228:GLU:HB2	2.18	0.44
1:C:8:ALA:HB3	1:C:181:MET:CE	2.47	0.43
1:C:156:VAL:HB	1:C:157:PRO:HD2	1.99	0.43
1:D:233:VAL:HG12	1:D:237:PHE:CE1	2.53	0.43
1:E:178:MET:O	1:E:199:MET:HB3	2.18	0.43
1:A:181:MET:CA	4:A:540:HOH:O	2.65	0.43

Continued on next page...

Continued from previous page...

Atom-1	Atom-2	Interatomic distance (Å)	Clash overlap (Å)
1:B:12:ASP:H	1:B:16:THR:HG21	1.84	0.43
1:B:76:GLN:N	4:B:520:HOH:O	2.51	0.43
1:D:17:THR:O	1:D:104:PRO:HA	2.19	0.43
1:D:70:TRP:CD1	1:D:78:PRO:HD3	2.53	0.43
1:A:8:ALA:HB2	1:A:121:LYS:HB2	1.99	0.43
1:C:33:PHE:HB3	1:C:38:VAL:O	2.18	0.43
1:E:32:ILE:HG23	1:E:33:PHE:HD1	1.83	0.43
1:E:68:SER:O	1:E:72:ARG:HG3	2.17	0.43
1:F:206:LEU:HB2	1:F:247:GLU:O	2.18	0.43
1:A:255:VAL:CG1	1:A:259:ILE:HD11	2.46	0.43
1:C:229:LYS:O	1:C:233:VAL:HG23	2.19	0.43
1:E:84:GLN:O	1:E:88:GLU:HG3	2.19	0.43
1:E:267:SER:HB2	4:E:538:HOH:O	2.19	0.43
1:A:241:GLY:O	1:A:242:ALA:O	2.37	0.43
1:C:49:MET:C	1:C:51:LEU:H	2.20	0.43
1:C:94:LEU:HA	1:C:97:ILE:HG22	1.99	0.43
1:E:18:VAL:HG21	1:E:102:ALA:HA	2.01	0.43
1:E:31:GLU:HA	1:E:34:HIS:HB3	2.00	0.43
1:E:68:SER:OG	1:E:69:GLU:N	2.52	0.43
1:E:95:PHE:HE2	1:E:132:MET:HG2	1.84	0.43
1:E:118:ARG:HB2	1:E:118:ARG:CZ	2.48	0.43
1:F:21:GLY:O	1:F:46:ARG:NH2	2.52	0.43
1:F:70:TRP:CG	1:F:78:PRO:HG3	2.53	0.43
1:F:183:LYS:HG3	1:F:194:GLY:CA	2.48	0.43
1:F:221:MET:SD	1:F:225:GLU:HG2	2.58	0.43
1:A:28:VAL:HG22	1:A:97:ILE:HG21	2.01	0.43
1:B:74:PHE:C	1:B:76:GLN:H	2.22	0.43
1:B:110:GLU:OE1	4:B:544:HOH:O	2.21	0.43
1:C:45:ALA:HA	1:C:60:LEU:HD21	2.01	0.43
1:C:162:TYR:HA	1:C:163:PRO:HD3	1.79	0.43
1:C:200:TRP:CE2	1:C:259:ILE:HD11	2.53	0.43
1:C:205:ILE:HG23	1:C:233:VAL:HG11	2.00	0.43
1:D:252:LEU:O	1:D:256:MET:HG3	2.18	0.43
1:E:14:ALA:HB3	3:E:500:ESA:O3	2.19	0.43
1:F:152:THR:HB	1:F:153:PRO:HD2	2.00	0.43
1:A:84:GLN:HA	1:A:84:GLN:HE21	1.82	0.43
1:B:63:MET:H	1:B:64:PRO:CD	2.31	0.43
1:B:129:THR:HG22	1:B:154:ASP:OD2	2.18	0.43
1:B:162:TYR:H	1:B:162:TYR:HD1	1.66	0.43
1:D:88:GLU:HA	1:D:91:GLU:HB2	2.00	0.43
1:D:210:GLU:HB2	1:D:233:VAL:HG13	2.01	0.43

Continued on next page...

Continued from previous page...

Atom-1	Atom-2	Interatomic distance (Å)	Clash overlap (Å)
1:F:139:GLU:HG3	1:F:143:GLN:HE21	1.84	0.43
1:B:72:ARG:HG3	1:B:73:VAL:HG23	2.00	0.43
1:C:98:LEU:N	1:C:99:PRO:CD	2.82	0.43
1:D:107:ALA:HA	4:D:546:HOH:O	2.18	0.43
1:F:65:ARG:CG	1:F:66:ILE:H	2.09	0.43
1:A:54:ILE:HG23	1:A:55:ASP:N	2.33	0.43
1:B:15:GLY:HA3	1:B:186:ASP:CG	2.39	0.43
1:D:188:VAL:O	1:D:192:LYS:HG3	2.19	0.43
1:E:48:PRO:O	1:E:50:PRO:N	2.52	0.43
1:F:92:GLU:N	4:F:531:HOH:O	2.51	0.43
1:B:134:ASP:N	4:B:545:HOH:O	2.51	0.43
1:C:188:VAL:HG13	1:C:240:ASN:CG	2.39	0.43
1:D:186:ASP:O	1:D:210:GLU:HG2	2.19	0.43
1:E:153:PRO:C	1:E:155:ASP:H	2.22	0.43
1:F:56:HIS:HD1	1:F:56:HIS:C	2.21	0.43
1:F:226:LEU:C	1:F:228:GLU:N	2.72	0.43
1:A:156:VAL:HB	1:A:157:PRO:CD	2.47	0.42
1:E:48:PRO:HB2	1:E:51:LEU:HD22	2.01	0.42
1:A:211:LEU:HD21	1:A:213:LEU:HD12	2.01	0.42
1:A:252:LEU:C	1:A:254:SER:N	2.72	0.42
1:B:168:LYS:NZ	1:B:168:LYS:HB3	2.34	0.42
1:B:205:ILE:HD13	1:B:230:ILE:HG23	2.01	0.42
1:B:263:GLU:N	1:C:195:ARG:HH22	2.13	0.42
1:C:51:LEU:N	1:C:51:LEU:HD12	2.33	0.42
1:C:213:LEU:HD13	1:C:218:VAL:HG22	2.01	0.42
1:C:216:GLU:HA	1:C:216:GLU:OE1	2.20	0.42
1:A:46:ARG:HA	1:A:49:MET:HG2	2.01	0.42
1:A:106:ASN:HD22	1:A:106:ASN:HA	1.57	0.42
1:B:204:VAL:HG13	1:B:246:ILE:HG13	2.02	0.42
1:B:235:ASN:O	1:B:236:ARG:C	2.57	0.42
1:C:75:ARG:HA	1:C:75:ARG:HE	1.83	0.42
1:C:129:THR:HG23	1:C:132:MET:HE3	2.01	0.42
1:A:64:PRO:HB3	1:C:116:ARG:HH11	1.84	0.42
1:B:7:GLU:H	1:B:180:HIS:HB3	1.84	0.42
1:C:55:ASP:HA	1:C:58:ARG:HB3	2.00	0.42
1:C:214:THR:O	1:C:218:VAL:HG23	2.19	0.42
1:D:154:ASP:OD1	1:D:154:ASP:N	2.52	0.42
1:E:237:PHE:O	1:E:242:ALA:CB	2.67	0.42
1:F:162:TYR:HD1	1:F:162:TYR:H	1.66	0.42
1:B:6:ILE:O	1:B:6:ILE:HG13	2.18	0.42
1:C:232:VAL:O	1:C:236:ARG:HB2	2.20	0.42

Continued on next page...

Continued from previous page...

Atom-1	Atom-2	Interatomic distance (Å)	Clash overlap (Å)
1:E:26:LEU:HD23	1:E:27:GLU:N	2.35	0.42
1:E:46:ARG:HB3	1:E:49:MET:HE2	2.02	0.42
1:A:5:LYS:O	1:A:6:ILE:HB	2.19	0.42
1:A:105:ILE:O	1:A:106:ASN:C	2.58	0.42
1:C:87:TYR:C	1:C:89:GLU:N	2.71	0.42
1:C:162:TYR:CD1	1:C:162:TYR:N	2.87	0.42
1:C:185:GLY:HA3	1:C:190:ASP:HB3	2.00	0.42
1:D:179:ASN:HB3	4:D:525:HOH:O	2.20	0.42
1:E:26:LEU:HD23	1:E:26:LEU:C	2.39	0.42
1:E:52:LEU:O	1:E:53:LYS:HG3	2.19	0.42
1:A:18:VAL:HA	1:A:105:ILE:HG13	2.02	0.42
1:A:58:ARG:HA	1:A:61:THR:HG22	2.01	0.42
1:A:239:GLU:HB3	4:A:517:HOH:O	2.20	0.42
1:B:205:ILE:HD13	1:B:230:ILE:CG2	2.50	0.42
1:D:46:ARG:HH12	1:D:209:SER:CA	2.30	0.42
1:E:132:MET:O	1:E:136:VAL:HG23	2.19	0.42
1:F:64:PRO:O	1:F:65:ARG:CB	2.68	0.42
1:F:202:VAL:HG22	1:F:244:PHE:HB2	2.01	0.42
1:A:177:PRO:HB2	1:A:180:HIS:HD2	1.84	0.42
1:B:180:HIS:O	1:B:181:MET:HG3	2.19	0.42
1:C:133:MET:HG3	1:C:150:LEU:HD11	2.01	0.42
1:C:206:LEU:HD13	1:C:247:GLU:CG	2.50	0.42
1:D:46:ARG:HG2	1:D:46:ARG:HH11	1.85	0.42
1:D:186:ASP:OD1	1:D:186:ASP:N	2.52	0.42
1:E:65:ARG:O	1:E:66:ILE:HD13	2.19	0.42
1:B:200:TRP:HA	1:B:243:HIS:HD2	1.85	0.42
1:B:234:ARG:O	1:B:238:VAL:HG23	2.19	0.42
1:B:262:GLN:O	1:B:262:GLN:HG2	2.19	0.42
1:E:183:LYS:HB2	1:E:199:MET:HE2	2.02	0.42
1:F:220:ASN:C	1:F:222:ASP:H	2.23	0.42
1:C:26:LEU:O	1:C:30:MET:HG2	2.20	0.42
1:F:107:ALA:HA	1:F:110:GLU:CD	2.41	0.42
1:A:29:PHE:CE2	1:A:57:VAL:HG22	2.52	0.41
1:B:182:ILE:HD11	1:B:259:ILE:HD12	2.02	0.41
1:C:14:ALA:N	3:C:500:ESA:O1	2.52	0.41
1:C:103:SER:HA	1:C:104:PRO:HD3	1.91	0.41
1:E:29:PHE:O	1:E:32:ILE:HG22	2.20	0.41
1:F:36:ARG:HG2	1:F:36:ARG:NH1	2.35	0.41
1:B:65:ARG:HH22	1:B:66:ILE:HD11	1.82	0.41
1:D:55:ASP:OD1	1:D:55:ASP:N	2.53	0.41
1:F:128:TYR:HB3	1:F:132:MET:HB2	2.02	0.41

Continued on next page...

Continued from previous page...

Atom-1	Atom-2	Interatomic distance (Å)	Clash overlap (Å)
1:F:214:THR:HG22	1:F:215:GLU:N	2.35	0.41
1:F:231:GLU:OE2	1:F:234:ARG:HD2	2.20	0.41
1:B:35:LYS:HE2	1:B:89:GLU:OE2	2.20	0.41
1:F:150:LEU:HD23	1:F:151:VAL:H	1.85	0.41
1:A:185:GLY:HA3	1:A:190:ASP:OD1	2.20	0.41
1:B:36:ARG:NH1	1:B:36:ARG:CG	2.81	0.41
1:B:266:ILE:O	1:B:267:SER:HB3	2.20	0.41
1:C:224:VAL:O	1:C:228:GLU:HG3	2.21	0.41
1:D:153:PRO:C	1:D:155:ASP:H	2.24	0.41
1:E:76:GLN:O	1:E:77:LEU:HB2	2.19	0.41
1:E:183:LYS:N	4:E:525:HOH:O	2.53	0.41
1:E:228:GLU:O	1:E:232:VAL:HG23	2.20	0.41
1:F:125:THR:HG22	1:F:126:THR:N	2.35	0.41
1:A:229:LYS:O	1:A:233:VAL:HG23	2.20	0.41
1:B:46:ARG:O	1:B:49:MET:HG2	2.21	0.41
1:B:186:ASP:HB2	1:B:208:SER:HB3	2.03	0.41
1:E:52:LEU:C	1:E:53:LYS:HG3	2.40	0.41
1:A:33:PHE:O	1:A:36:ARG:N	2.53	0.41
1:B:122:ILE:HD12	1:B:122:ILE:N	2.36	0.41
1:D:186:ASP:HB2	1:D:208:SER:HB2	2.01	0.41
1:F:141:ALA:CB	1:F:146:LYS:HD3	2.51	0.41
1:B:211:LEU:HD11	1:B:213:LEU:HD12	2.03	0.41
1:B:221:MET:O	1:B:222:ASP:HB3	2.21	0.41
1:C:164:TRP:N	1:C:164:TRP:HE3	2.18	0.41
1:C:199:MET:H	1:C:199:MET:HG2	1.61	0.41
1:F:97:ILE:HG13	1:F:98:LEU:N	2.35	0.41
1:F:99:PRO:HD3	1:F:135:ILE:CG2	2.51	0.41
1:A:12:ASP:CG	1:A:13:TRP:N	2.74	0.41
1:A:17:THR:HG22	1:A:18:VAL:HG13	2.02	0.41
1:A:105:ILE:HB	1:A:108:VAL:HG21	2.03	0.41
1:B:46:ARG:CZ	4:B:502:HOH:O	2.67	0.41
1:C:26:LEU:O	1:C:28:VAL:N	2.51	0.41
1:D:7:GLU:HB2	1:D:175:VAL:CG1	2.47	0.41
1:D:36:ARG:HH22	1:D:85:GLU:HG2	1.86	0.41
1:D:128:TYR:HB3	1:D:133:MET:HE3	2.03	0.41
1:D:162:TYR:O	1:D:163:PRO:O	2.39	0.41
1:F:145:TYR:HA	4:F:527:HOH:O	2.20	0.41
1:F:231:GLU:O	1:F:233:VAL:N	2.53	0.41
1:F:231:GLU:O	1:F:232:VAL:C	2.58	0.41
1:A:141:ALA:C	1:A:143:GLN:N	2.73	0.41
1:A:195:ARG:HD2	4:A:529:HOH:O	2.21	0.41

Continued on next page...

Continued from previous page...

Atom-1	Atom-2	Interatomic distance (Å)	Clash overlap (Å)
1:C:51:LEU:HB2	4:C:538:HOH:O	2.19	0.41
1:C:223:SER:O	1:C:227:ARG:HG3	2.21	0.41
1:D:28:VAL:HG21	1:D:94:LEU:HB2	2.01	0.41
1:E:58:ARG:O	1:E:61:THR:HB	2.20	0.41
1:A:46:ARG:O	1:A:48:PRO:CD	2.69	0.40
1:A:79:THR:N	1:A:82:ASP:HB2	2.36	0.40
1:B:36:ARG:O	1:B:36:ARG:HD3	2.21	0.40
1:C:69:GLU:C	1:C:71:ASN:N	2.75	0.40
1:C:214:THR:HB	1:C:217:GLU:HG3	2.02	0.40
1:D:100:ARG:HB2	1:D:100:ARG:NH1	2.36	0.40
1:F:6:ILE:HD13	1:F:256:MET:HG2	2.02	0.40
1:A:137:ALA:O	1:A:140:ALA:N	2.54	0.40
1:A:167:TYR:CD2	1:A:178:MET:CE	3.04	0.40
1:A:193:GLU:O	1:A:196:ASN:HB2	2.21	0.40
1:C:99:PRO:HG3	1:C:135:ILE:CG2	2.47	0.40
1:D:48:PRO:O	1:D:49:MET:C	2.58	0.40
1:D:160:ARG:HD2	4:D:503:HOH:O	2.20	0.40
1:F:65:ARG:HG2	1:F:65:ARG:HH11	1.86	0.40
1:F:94:LEU:HD21	1:F:132:MET:HE2	2.03	0.40
1:F:97:ILE:O	1:F:98:LEU:C	2.59	0.40
1:F:118:ARG:NH1	1:F:118:ARG:HG3	2.35	0.40
1:F:149:PHE:CE2	1:F:172:GLU:HG3	2.55	0.40
1:A:106:ASN:O	1:A:107:ALA:HB3	2.21	0.40
1:B:70:TRP:CD1	1:B:70:TRP:C	2.94	0.40
1:B:211:LEU:HG	1:B:213:LEU:HD12	2.04	0.40
1:D:95:PHE:HE2	1:D:132:MET:HG2	1.86	0.40
1:E:106:ASN:C	1:E:108:VAL:N	2.74	0.40
1:E:249:MET:SD	1:E:252:LEU:HD12	2.61	0.40
1:A:26:LEU:O	1:A:29:PHE:N	2.54	0.40
1:A:191:MET:HE3	1:A:242:ALA:CB	2.40	0.40
1:B:6:ILE:HG12	1:B:256:MET:CG	2.51	0.40
1:B:257:GLU:HG2	4:B:522:HOH:O	2.22	0.40
1:C:79:THR:HG22	1:C:80:GLU:H	1.86	0.40
1:E:177:PRO:CD	4:E:522:HOH:O	2.67	0.40
1:C:177:PRO:O	1:C:177:PRO:CD	2.70	0.40
1:D:49:MET:CB	1:D:50:PRO:CD	2.96	0.40
1:D:215:GLU:N	4:D:530:HOH:O	2.55	0.40
1:F:57:VAL:O	1:F:60:LEU:HB2	2.22	0.40
1:F:215:GLU:O	1:F:219:GLU:HG2	2.21	0.40

There are no symmetry-related clashes.

5.3 Torsion angles

5.3.1 Protein backbone

In the following table, the Percentiles column shows the percent Ramachandran outliers of the chain as a percentile score with respect to all X-ray entries followed by that with respect to entries of similar resolution.

The Analysed column shows the number of residues for which the backbone conformation was analysed, and the total number of residues.

Mol	Chain	Analysed	Favoured	Allowed	Outliers	Percentiles	
1	A	261/267 (98%)	196 (75%)	46 (18%)	19 (7%)	1	2
1	B	261/267 (98%)	201 (77%)	40 (15%)	20 (8%)	1	2
1	C	261/267 (98%)	198 (76%)	48 (18%)	15 (6%)	1	5
1	D	261/267 (98%)	211 (81%)	39 (15%)	11 (4%)	3	9
1	E	261/267 (98%)	208 (80%)	41 (16%)	12 (5%)	2	7
1	F	261/267 (98%)	205 (78%)	42 (16%)	14 (5%)	2	5
All	All	1566/1602 (98%)	1219 (78%)	256 (16%)	91 (6%)	1	4

All (91) Ramachandran outliers are listed below:

Mol	Chain	Res	Type
1	A	46	ARG
1	A	47	LYS
1	A	56	HIS
1	A	64	PRO
1	A	128	TYR
1	A	176	TYR
1	A	216	GLU
1	A	242	ALA
1	B	49	MET
1	B	176	TYR
1	C	19	ASP
1	C	96	ALA
1	C	177	PRO
1	D	6	ILE
1	D	51	LEU
1	D	163	PRO
1	D	176	TYR
1	E	49	MET
1	E	105	ILE
1	E	176	TYR

Continued on next page...

Continued from previous page...

Mol	Chain	Res	Type
1	F	46	ARG
1	F	47	LYS
1	F	176	TYR
1	F	223	SER
1	A	27	GLU
1	A	109	LYS
1	A	206	LEU
1	B	48	PRO
1	B	60	LEU
1	B	63	MET
1	B	65	ARG
1	B	72	ARG
1	B	79	THR
1	B	223	SER
1	C	164	TRP
1	C	212	GLY
1	C	251	GLU
1	D	13	TRP
1	E	50	PRO
1	E	64	PRO
1	F	66	ILE
1	F	232	VAL
1	A	39	ALA
1	A	53	LYS
1	A	223	SER
1	B	157	PRO
1	C	27	GLU
1	C	47	LYS
1	C	84	GLN
1	C	88	GLU
1	C	114	SER
1	C	263	GLU
1	D	164	TRP
1	D	249	MET
1	E	76	GLN
1	E	154	ASP
1	F	206	LEU
1	F	231	GLU
1	A	65	ARG
1	B	77	LEU
1	B	78	PRO
1	C	106	ASN

Continued on next page...

Continued from previous page...

Mol	Chain	Res	Type
1	D	49	MET
1	D	173	LEU
1	F	65	ARG
1	F	160	ARG
1	F	227	ARG
1	A	19	ASP
1	A	212	GLY
1	B	50	PRO
1	B	85	GLU
1	D	154	ASP
1	E	39	ALA
1	F	128	TYR
1	F	184	VAL
1	C	18	VAL
1	D	214	THR
1	E	51	LEU
1	E	65	ARG
1	A	6	ILE
1	B	160	ARG
1	C	49	MET
1	B	224	VAL
1	A	174	GLY
1	F	64	PRO
1	B	6	ILE
1	B	57	VAL
1	B	135	ILE
1	E	25	PRO
1	E	77	LEU
1	B	47	LYS

5.3.2 Protein sidechains [i](#)

In the following table, the Percentiles column shows the percent sidechain outliers of the chain as a percentile score with respect to all X-ray entries followed by that with respect to entries of similar resolution.

The Analysed column shows the number of residues for which the sidechain conformation was analysed, and the total number of residues.

Mol	Chain	Analysed	Rotameric	Outliers	Percentiles
1	A	227/231 (98%)	213 (94%)	14 (6%)	18 47
1	B	226/231 (98%)	203 (90%)	23 (10%)	7 22

Continued on next page...

Continued from previous page...

Mol	Chain	Analysed	Rotameric	Outliers	Percentiles	
1	C	227/231 (98%)	213 (94%)	14 (6%)	18	47
1	D	227/231 (98%)	210 (92%)	17 (8%)	13	37
1	E	227/231 (98%)	209 (92%)	18 (8%)	12	34
1	F	227/231 (98%)	207 (91%)	20 (9%)	10	29
All	All	1361/1386 (98%)	1255 (92%)	106 (8%)	12	35

All (106) residues with a non-rotameric sidechain are listed below:

Mol	Chain	Res	Type
1	A	41	THR
1	A	49	MET
1	A	65	ARG
1	A	85	GLU
1	A	86	MET
1	A	106	ASN
1	A	117	GLU
1	A	150	LEU
1	A	179	ASN
1	A	183	LYS
1	A	235	ASN
1	A	246	ILE
1	A	248	THR
1	A	249	MET
1	B	27	GLU
1	B	35	LYS
1	B	36	ARG
1	B	48	PRO
1	B	55	ASP
1	B	63	MET
1	B	80	GLU
1	B	85	GLU
1	B	98	LEU
1	B	99	PRO
1	B	115	LEU
1	B	118	ARG
1	B	121	LYS
1	B	126	THR
1	B	129	THR
1	B	139	GLU
1	B	148	ASP
1	B	154	ASP

Continued on next page...

Continued from previous page...

Mol	Chain	Res	Type
1	B	160	ARG
1	B	183	LYS
1	B	188	VAL
1	B	216	GLU
1	B	258	HIS
1	C	51	LEU
1	C	61	THR
1	C	65	ARG
1	C	75	ARG
1	C	84	GLN
1	C	117	GLU
1	C	146	LYS
1	C	164	TRP
1	C	178	MET
1	C	199	MET
1	C	235	ASN
1	C	249	MET
1	C	259	ILE
1	C	262	GLN
1	D	5	LYS
1	D	19	ASP
1	D	55	ASP
1	D	65	ARG
1	D	79	THR
1	D	82	ASP
1	D	88	GLU
1	D	106	ASN
1	D	114	SER
1	D	129	THR
1	D	148	ASP
1	D	154	ASP
1	D	160	ARG
1	D	179	ASN
1	D	191	MET
1	D	211	LEU
1	D	253	GLU
1	E	26	LEU
1	E	65	ARG
1	E	77	LEU
1	E	93	ILE
1	E	95	PHE
1	E	98	LEU

Continued on next page...

Continued from previous page...

Mol	Chain	Res	Type
1	E	118	ARG
1	E	126	THR
1	E	129	THR
1	E	163	PRO
1	E	189	SER
1	E	199	MET
1	E	222	ASP
1	E	239	GLU
1	E	247	GLU
1	E	261	LYS
1	E	262	GLN
1	E	267	SER
1	F	5	LYS
1	F	20	TYR
1	F	36	ARG
1	F	51	LEU
1	F	55	ASP
1	F	75	ARG
1	F	115	LEU
1	F	117	GLU
1	F	131	GLU
1	F	132	MET
1	F	150	LEU
1	F	156	VAL
1	F	160	ARG
1	F	164	TRP
1	F	183	LYS
1	F	189	SER
1	F	204	VAL
1	F	210	GLU
1	F	239	GLU
1	F	263	GLU

Sometimes sidechains can be flipped to improve hydrogen bonding and reduce clashes. All (24) such sidechains are listed below:

Mol	Chain	Res	Type
1	A	56	HIS
1	A	71	ASN
1	A	84	GLN
1	A	106	ASN
1	A	196	ASN
1	B	76	GLN

Continued on next page...

Continued from previous page...

Mol	Chain	Res	Type
1	B	240	ASN
1	B	262	GLN
1	C	76	GLN
1	C	84	GLN
1	C	196	ASN
1	C	240	ASN
1	D	179	ASN
1	D	240	ASN
1	D	243	HIS
1	D	258	HIS
1	F	71	ASN
1	F	84	GLN
1	F	143	GLN
1	F	179	ASN
1	F	180	HIS
1	F	240	ASN
1	F	258	HIS
1	F	262	GLN

5.3.3 RNA [i](#)

There are no RNA molecules in this entry.

5.4 Non-standard residues in protein, DNA, RNA chains [i](#)

There are no non-standard protein/DNA/RNA residues in this entry.

5.5 Carbohydrates [i](#)

There are no monosaccharides in this entry.

5.6 Ligand geometry [i](#)

Of 12 ligands modelled in this entry, 6 are monoatomic - leaving 6 for Mogul analysis.

In the following table, the Counts columns list the number of bonds (or angles) for which Mogul statistics could be retrieved, the number of bonds (or angles) that are observed in the model and the number of bonds (or angles) that are defined in the Chemical Component Dictionary. The Link column lists molecule types, if any, to which the group is linked. The Z score for a bond length (or angle) is the number of standard deviations the observed value is removed from the

expected value. A bond length (or angle) with $|Z| > 2$ is considered an outlier worth inspection. RMSZ is the root-mean-square of all Z scores of the bond lengths (or angles).

Mol	Type	Chain	Res	Link	Bond lengths			Bond angles		
					Counts	RMSZ	# Z > 2	Counts	RMSZ	# Z > 2
3	ESA	B	500	2	5,5,5	3.27	1 (20%)	7,7,7	2.34	3 (42%)
3	ESA	C	500	2	5,5,5	3.08	1 (20%)	7,7,7	2.30	3 (42%)
3	ESA	A	500	2	5,5,5	3.24	1 (20%)	7,7,7	2.34	2 (28%)
3	ESA	D	500	2	5,5,5	3.01	1 (20%)	7,7,7	2.33	3 (42%)
3	ESA	E	500	2	5,5,5	3.17	1 (20%)	7,7,7	2.32	3 (42%)
3	ESA	F	500	2	5,5,5	3.21	1 (20%)	7,7,7	2.47	2 (28%)

In the following table, the Chirals column lists the number of chiral outliers, the number of chiral centers analysed, the number of these observed in the model and the number defined in the Chemical Component Dictionary. Similar counts are reported in the Torsion and Rings columns. '-' means no outliers of that kind were identified.

Mol	Type	Chain	Res	Link	Chirals	Torsions	Rings
3	ESA	B	500	2	-	0/3/3/3	-
3	ESA	C	500	2	-	0/3/3/3	-
3	ESA	A	500	2	-	0/3/3/3	-
3	ESA	D	500	2	-	3/3/3/3	-
3	ESA	E	500	2	-	3/3/3/3	-
3	ESA	F	500	2	-	0/3/3/3	-

All (6) bond length outliers are listed below:

Mol	Chain	Res	Type	Atoms	Z	Observed(Å)	Ideal(Å)
3	B	500	ESA	C1-C2	-7.14	1.26	1.51
3	A	500	ESA	C1-C2	-7.10	1.26	1.51
3	F	500	ESA	C1-C2	-7.08	1.26	1.51
3	E	500	ESA	C1-C2	-6.90	1.27	1.51
3	C	500	ESA	C1-C2	-6.73	1.28	1.51
3	D	500	ESA	C1-C2	-6.57	1.28	1.51

All (16) bond angle outliers are listed below:

Mol	Chain	Res	Type	Atoms	Z	Observed(°)	Ideal(°)
3	F	500	ESA	C1-C2-S	4.84	124.84	113.00
3	D	500	ESA	C1-C2-S	4.69	124.46	113.00
3	A	500	ESA	C1-C2-S	4.52	124.06	113.00
3	C	500	ESA	C1-C2-S	4.46	123.91	113.00

Continued on next page...

Continued from previous page...

Mol	Chain	Res	Type	Atoms	Z	Observed(°)	Ideal(°)
3	E	500	ESA	C1-C2-S	4.34	123.61	113.00
3	B	500	ESA	C1-C2-S	4.33	123.57	113.00
3	F	500	ESA	O1-S-C2	-3.47	102.73	106.92
3	A	500	ESA	O1-S-C2	-2.94	103.37	106.92
3	B	500	ESA	O1-S-C2	-2.81	103.53	106.92
3	B	500	ESA	O3-S-C2	-2.78	103.57	106.92
3	E	500	ESA	O3-S-C2	-2.68	103.69	106.92
3	D	500	ESA	O3-S-C2	-2.65	103.72	106.92
3	C	500	ESA	O3-S-C2	-2.61	103.78	106.92
3	C	500	ESA	O1-S-C2	-2.48	103.92	106.92
3	E	500	ESA	O1-S-C2	-2.48	103.93	106.92
3	D	500	ESA	O1-S-C2	-2.06	104.43	106.92

There are no chirality outliers.

All (6) torsion outliers are listed below:

Mol	Chain	Res	Type	Atoms
3	D	500	ESA	C1-C2-S-O1
3	D	500	ESA	C1-C2-S-O2
3	D	500	ESA	C1-C2-S-O3
3	E	500	ESA	C1-C2-S-O1
3	E	500	ESA	C1-C2-S-O3
3	E	500	ESA	C1-C2-S-O2

There are no ring outliers.

4 monomers are involved in 6 short contacts:

Mol	Chain	Res	Type	Clashes	Symm-Clashes
3	B	500	ESA	1	0
3	C	500	ESA	3	0
3	E	500	ESA	1	0
3	F	500	ESA	1	0

5.7 Other polymers [i](#)

There are no such residues in this entry.

5.8 Polymer linkage issues [i](#)

There are no chain breaks in this entry.

6 Fit of model and data

6.1 Protein, DNA and RNA chains

In the following table, the column labelled ‘#RSRZ> 2’ contains the number (and percentage) of RSRZ outliers, followed by percent RSRZ outliers for the chain as percentile scores relative to all X-ray entries and entries of similar resolution. The OWAB column contains the minimum, median, 95th percentile and maximum values of the occupancy-weighted average B-factor per residue. The column labelled ‘Q< 0.9’ lists the number of (and percentage) of residues with an average occupancy less than 0.9.

Mol	Chain	Analysed	<RSRZ>	#RSRZ>2	OWAB(Å ²)	Q<0.9
1	A	263/267 (98%)	-0.44	1 (0%) 92 91	12, 37, 60, 67	0
1	B	263/267 (98%)	-0.34	6 (2%) 60 51	6, 36, 65, 77	0
1	C	263/267 (98%)	-0.37	1 (0%) 92 91	11, 37, 60, 69	0
1	D	263/267 (98%)	-0.47	3 (1%) 80 75	5, 36, 58, 68	0
1	E	263/267 (98%)	-0.46	3 (1%) 80 75	4, 35, 58, 65	0
1	F	263/267 (98%)	-0.48	2 (0%) 86 81	9, 33, 54, 60	0
All	All	1578/1602 (98%)	-0.43	16 (1%) 82 77	4, 36, 60, 77	0

All (16) RSRZ outliers are listed below:

Mol	Chain	Res	Type	RSRZ
1	B	222	ASP	3.4
1	B	77	LEU	2.7
1	D	222	ASP	2.6
1	B	63	MET	2.5
1	E	220	ASN	2.4
1	E	221	MET	2.4
1	B	61	THR	2.4
1	F	220	ASN	2.3
1	C	220	ASN	2.2
1	B	84	GLN	2.2
1	E	222	ASP	2.2
1	D	223	SER	2.2
1	B	119	GLY	2.1
1	A	222	ASP	2.0
1	F	222	ASP	2.0
1	D	220	ASN	2.0

6.2 Non-standard residues in protein, DNA, RNA chains [i](#)

There are no non-standard protein/DNA/RNA residues in this entry.

6.3 Carbohydrates [i](#)

There are no monosaccharides in this entry.

6.4 Ligands [i](#)

In the following table, the Atoms column lists the number of modelled atoms in the group and the number defined in the chemical component dictionary. The B-factors column lists the minimum, median, 95th percentile and maximum values of B factors of atoms in the group. The column labelled 'Q< 0.9' lists the number of atoms with occupancy less than 0.9.

Mol	Type	Chain	Res	Atoms	RSCC	RSR	B-factors(Å ²)	Q<0.9
2	MG	A	501	1/1	0.83	0.16	4,4,4,4	0
2	MG	F	501	1/1	0.95	0.25	18,18,18,18	0
2	MG	C	501	1/1	0.96	0.15	1,1,1,1	0
3	ESA	C	500	6/6	0.96	0.21	39,43,44,44	0
2	MG	E	501	1/1	0.97	0.23	3,3,3,3	0
3	ESA	A	500	6/6	0.98	0.17	30,32,33,34	0
3	ESA	B	500	6/6	0.98	0.19	33,35,35,36	0
2	MG	B	501	1/1	0.98	0.23	8,8,8,8	0
3	ESA	D	500	6/6	0.98	0.14	27,29,29,29	0
3	ESA	E	500	6/6	0.98	0.16	24,25,26,27	0
3	ESA	F	500	6/6	0.98	0.19	35,37,38,39	0
2	MG	D	501	1/1	0.99	0.25	12,12,12,12	0

6.5 Other polymers [i](#)

There are no such residues in this entry.