



Full wwPDB X-ray Structure Validation Report ⓘ

Aug 15, 2023 – 01:00 AM EDT

PDB ID : 1QZX
Title : Crystal structure of the complete core of archaeal SRP and implications for inter-domain communication
Authors : Rosendal, K.R.; Wild, K.; Montoya, G.; Sinning, I.
Deposited on : 2003-09-18
Resolution : 4.00 Å(reported)

This is a Full wwPDB X-ray Structure Validation Report for a publicly released PDB entry.

We welcome your comments at validation@mail.wwpdb.org

A user guide is available at

<https://www.wwpdb.org/validation/2017/XrayValidationReportHelp>

with specific help available everywhere you see the ⓘ symbol.

The types of validation reports are described at

<http://www.wwpdb.org/validation/2017/FAQs#types>.

The following versions of software and data (see [references ⓘ](#)) were used in the production of this report:

MolProbity : 4.02b-467
Xtriage (Phenix) : 1.13
EDS : 2.35
Percentile statistics : 20191225.v01 (using entries in the PDB archive December 25th 2019)
Refmac : 5.8.0158
CCP4 : 7.0.044 (Gargrove)
Ideal geometry (proteins) : Engh & Huber (2001)
Ideal geometry (DNA, RNA) : Parkinson et al. (1996)
Validation Pipeline (wwPDB-VP) : 2.35

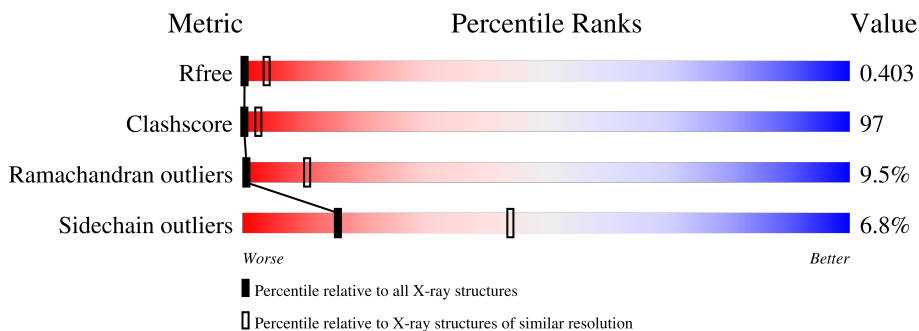
1 Overall quality at a glance

The following experimental techniques were used to determine the structure:

X-RAY DIFFRACTION

The reported resolution of this entry is 4.00 Å.

Percentile scores (ranging between 0-100) for global validation metrics of the entry are shown in the following graphic. The table shows the number of entries on which the scores are based.



Metric	Whole archive (#Entries)	Similar resolution (#Entries, resolution range(Å))
R_{free}	130704	1087 (4.30-3.70)
Clashscore	141614	1148 (4.30-3.70)
Ramachandran outliers	138981	1108 (4.30-3.70)
Sidechain outliers	138945	1099 (4.30-3.70)

The table below summarises the geometric issues observed across the polymeric chains and their fit to the electron density. The red, orange, yellow and green segments of the lower bar indicate the fraction of residues that contain outliers for ≥ 3 , 2, 1 and 0 types of geometric quality criteria respectively. A grey segment represents the fraction of residues that are not modelled. The numeric value for each fraction is indicated below the corresponding segment, with a dot representing fractions $\leq 5\%$.

Mol	Chain	Length	Quality of chain
1	A	440	 21% 63% 11% ..
1	B	440	 22% 62% 11% ..

2 Entry composition

There is only 1 type of molecule in this entry. The entry contains 6698 atoms, of which 0 are hydrogens and 0 are deuteriums.

In the tables below, the ZeroOcc column contains the number of atoms modelled with zero occupancy, the AltConf column contains the number of residues with at least one atom in alternate conformation and the Trace column contains the number of residues modelled with at most 2 atoms.

- Molecule 1 is a protein called Signal recognition 54 kDa protein.

Mol	Chain	Residues	Atoms					ZeroOcc	AltConf	Trace
			Total	C	N	O	S			
1	A	425	3349	2142	565	628	14	0	0	0
1	B	425	3349	2142	565	628	14	0	0	0

There are 16 discrepancies between the modelled and reference sequences:

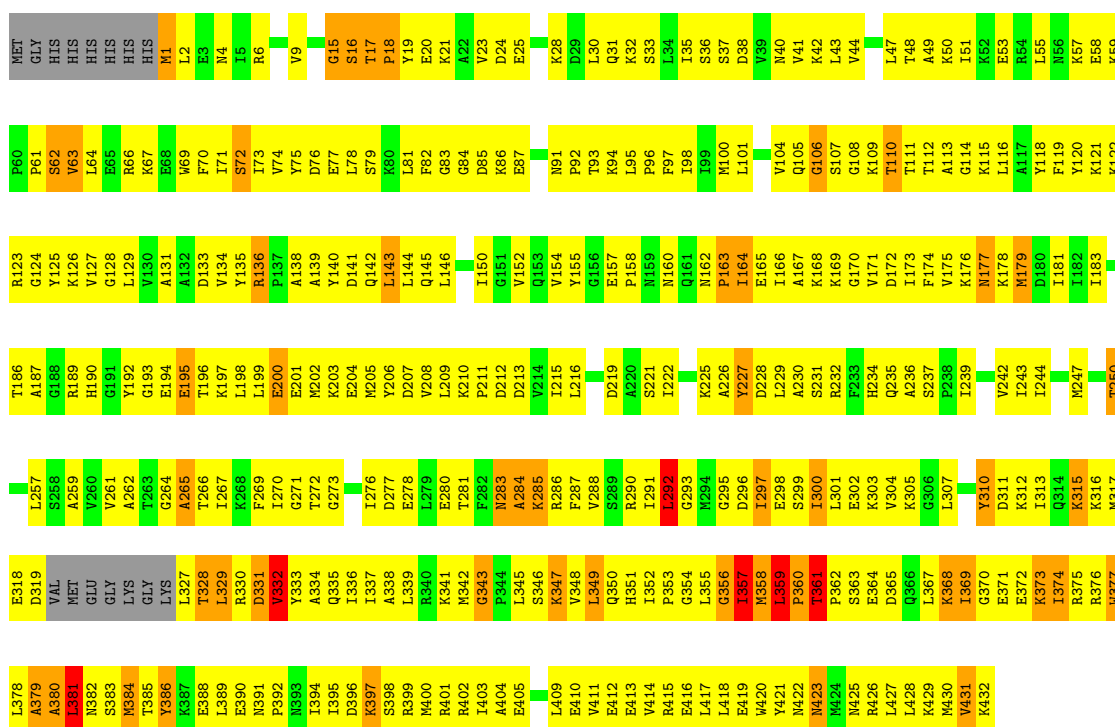
Chain	Residue	Modelled	Actual	Comment	Reference
A	-7	MET	-	expression tag	UNP Q97ZE7
A	-6	GLY	-	expression tag	UNP Q97ZE7
A	-5	HIS	-	expression tag	UNP Q97ZE7
A	-4	HIS	-	expression tag	UNP Q97ZE7
A	-3	HIS	-	expression tag	UNP Q97ZE7
A	-2	HIS	-	expression tag	UNP Q97ZE7
A	-1	HIS	-	expression tag	UNP Q97ZE7
A	0	HIS	-	expression tag	UNP Q97ZE7
B	-7	MET	-	expression tag	UNP Q97ZE7
B	-6	GLY	-	expression tag	UNP Q97ZE7
B	-5	HIS	-	expression tag	UNP Q97ZE7
B	-4	HIS	-	expression tag	UNP Q97ZE7
B	-3	HIS	-	expression tag	UNP Q97ZE7
B	-2	HIS	-	expression tag	UNP Q97ZE7
B	-1	HIS	-	expression tag	UNP Q97ZE7
B	0	HIS	-	expression tag	UNP Q97ZE7

3 Residue-property plots

These plots are drawn for all protein, RNA, DNA and oligosaccharide chains in the entry. The first graphic for a chain summarises the proportions of the various outlier classes displayed in the second graphic. The second graphic shows the sequence view annotated by issues in geometry. Residues are color-coded according to the number of geometric quality criteria for which they contain at least one outlier: green = 0, yellow = 1, orange = 2 and red = 3 or more. Stretches of 2 or more consecutive residues without any outlier are shown as a green connector. Residues present in the sample, but not in the model, are shown in grey.

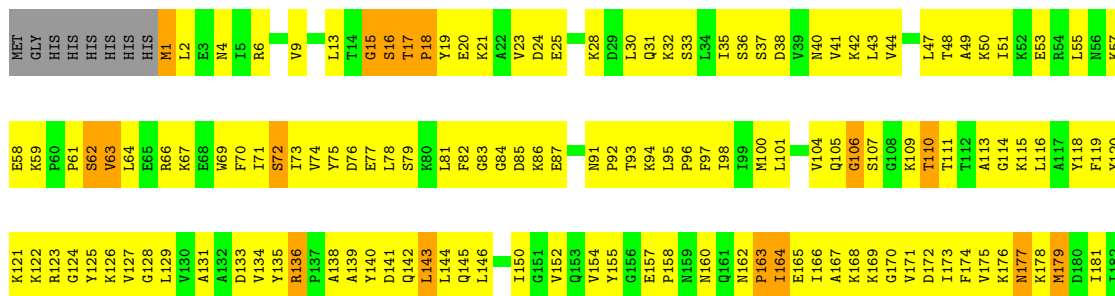
- Molecule 1: Signal recognition 54 kDa protein

Chain A: 



- Molecule 1: Signal recognition 54 kDa protein

Chain B: 



I183	T250	K316	L409
T186	L257	M317	E410
A187	L258	E318	V411
G188	S258	D319	E412
R189	MET	VAL	E413
H190	A259	GLU	V414
G191	V260	GLY	R415
Y192	V261	LYS	E416
G193	T263	LYS	L417
E194	G264	LYS	L418
E195	A265	L327	E419
T196	T266	T328	W420
K197	I267	L329	Y421
L198	R268	R330	M422
L199	F269	D331	M423
E200	I270	Y332	M424
E201	G271	Y333	N425
M202	T272	A334	R426
K203	G273	Q335	L427
E204	G273	I336	L428
M205	I276	I337	K429
Y206	D277	A338	M430
D207	E278	L339	V431
V208	L279	R340	V432
L209	E280	K341	K433
K210	T281	M342	K434
P211	F282	G343	P344
D212	N283	L345	S346
D213	A284	S346	K347
V214	K285	K347	V348
I215	R286	V348	L349
L216	F287	L349	Q350
D219	V288	Q350	H351
A220	S289	H351	I352
S221	R290	I352	P353
I222	I291	P353	G354
K225	L292	G354	L355
A226	G293	L355	G356
Y227	M294	G356	I357
D228	G295	I357	L358
L229	D296	L358	P360
A230	I297	P360	T361
S231	E298	T361	P362
R232	S299	P362	S363
F233	I300	E302	E364
H234	L301	K303	D365
Q235	E302	V304	G366
A236	K303	K305	L367
A237	V304	G306	K368
P238	K305	L307	I369
I239	L307	L307	G370
V242	Y310	G370	E371
I243	D311	E371	E372
I244	K312	K373	I374
M247	I313	I374	R375
	Q314	R375	
	K315		

4 Data and refinement statistics i

Property	Value	Source
Space group	I 4	Depositor
Cell constants a, b, c, α , β , γ	197.91Å 197.91Å 64.31Å 90.00° 90.00° 90.00°	Depositor
Resolution (Å)	40.00 – 4.00 38.81 – 4.00	Depositor EDS
% Data completeness (in resolution range)	89.0 (40.00-4.00) 97.9 (38.81-4.00)	Depositor EDS
R_{merge}	(Not available)	Depositor
R_{sym}	0.08	Depositor
$\langle I/\sigma(I) \rangle$ ¹	2.70 (at 3.99Å)	Xtrriage
Refinement program	CNS 1.1	Depositor
R, R_{free}	0.313 , 0.383 0.404 , 0.403	Depositor DCC
R_{free} test set	725 reflections (6.88%)	wwPDB-VP
Wilson B-factor (Å ²)	171.1	Xtrriage
Anisotropy	0.085	Xtrriage
Bulk solvent k_{sol} (e/Å ³), B_{sol} (Å ²)	0.34 , 26.6	EDS
L-test for twinning ²	$\langle L \rangle = 0.45$, $\langle L^2 \rangle = 0.28$	Xtrriage
Estimated twinning fraction	0.428 for -k,-h,-l	Xtrriage
F_o, F_c correlation	0.82	EDS
Total number of atoms	6698	wwPDB-VP
Average B, all atoms (Å ²)	84.0	wwPDB-VP

Xtrriage's analysis on translational NCS is as follows: *The largest off-origin peak in the Patterson function is 4.28% of the height of the origin peak. No significant pseudotranslation is detected.*

¹Intensities estimated from amplitudes.

²Theoretical values of $\langle |L| \rangle$, $\langle L^2 \rangle$ for acentric reflections are 0.5, 0.333 respectively for untwinned datasets, and 0.375, 0.2 for perfectly twinned datasets.

5 Model quality i

5.1 Standard geometry i

The Z score for a bond length (or angle) is the number of standard deviations the observed value is removed from the expected value. A bond length (or angle) with $|Z| > 5$ is considered an outlier worth inspection. RMSZ is the root-mean-square of all Z scores of the bond lengths (or angles).

Mol	Chain	Bond lengths		Bond angles	
		RMSZ	# Z >5	RMSZ	# Z >5
1	A	0.71	5/3399 (0.1%)	0.88	4/4569 (0.1%)
1	B	0.71	5/3399 (0.1%)	0.88	4/4569 (0.1%)
All	All	0.71	10/6798 (0.1%)	0.88	8/9138 (0.1%)

All (10) bond length outliers are listed below:

Mol	Chain	Res	Type	Atoms	Z	Observed(Å)	Ideal(Å)
1	A	361	THR	CB-CG2	-6.78	1.29	1.52
1	B	361	THR	CB-CG2	-6.78	1.29	1.52
1	B	227	TYR	CD2-CE2	-5.99	1.30	1.39
1	A	227	TYR	CD2-CE2	-5.96	1.30	1.39
1	A	361	THR	CA-CB	5.92	1.68	1.53
1	B	361	THR	CA-CB	5.91	1.68	1.53
1	B	360	PRO	N-CD	5.33	1.55	1.47
1	A	360	PRO	N-CD	5.33	1.55	1.47
1	A	360	PRO	C-N	-5.15	1.22	1.34
1	B	360	PRO	C-N	-5.13	1.22	1.34

All (8) bond angle outliers are listed below:

Mol	Chain	Res	Type	Atoms	Z	Observed(°)	Ideal(°)
1	A	292	LEU	CA-CB-CG	-5.79	101.99	115.30
1	B	292	LEU	CA-CB-CG	-5.77	102.03	115.30
1	B	361	THR	N-CA-CB	5.21	120.20	110.30
1	A	361	THR	N-CA-CB	5.20	120.19	110.30
1	B	332	VAL	N-CA-C	-5.16	97.06	111.00
1	A	332	VAL	N-CA-C	-5.16	97.07	111.00
1	B	359	LEU	CB-CA-C	5.02	119.74	110.20
1	A	359	LEU	CB-CA-C	5.02	119.74	110.20

There are no chirality outliers.

There are no planarity outliers.

5.2 Too-close contacts

In the following table, the Non-H and H(model) columns list the number of non-hydrogen atoms and hydrogen atoms in the chain respectively. The H(added) column lists the number of hydrogen atoms added and optimized by MolProbity. The Clashes column lists the number of clashes within the asymmetric unit, whereas Symm-Clashes lists symmetry-related clashes.

Mol	Chain	Non-H	H(model)	H(added)	Clashes	Symm-Clashes
1	A	3349	0	3486	713	43
1	B	3349	0	3486	708	43
All	All	6698	0	6972	1324	43

The all-atom clashscore is defined as the number of clashes found per 1000 atoms (including hydrogen atoms). The all-atom clashscore for this structure is 97.

All (1324) close contacts within the same asymmetric unit are listed below, sorted by their clash magnitude.

Atom-1	Atom-2	Interatomic distance (Å)	Clash overlap (Å)
1:B:362:PRO:HD3	1:B:367:LEU:CD2	1.43	1.47
1:B:190:HIS:CD2	1:B:197:LYS:HD2	1.49	1.45
1:A:190:HIS:CD2	1:A:197:LYS:HD2	1.49	1.44
1:A:362:PRO:HD3	1:A:367:LEU:CD2	1.43	1.43
1:B:359:LEU:CG	1:B:360:PRO:HD3	1.49	1.42
1:A:359:LEU:CG	1:A:360:PRO:HD3	1.49	1.39
1:A:362:PRO:CD	1:A:367:LEU:HD21	1.54	1.38
1:B:362:PRO:CD	1:B:367:LEU:HD21	1.54	1.38
1:A:361:THR:HA	1:A:367:LEU:CD1	1.54	1.36
1:A:385:THR:HG21	1:B:382:ASN:O	1.25	1.35
1:A:382:ASN:O	1:B:385:THR:HG21	1.27	1.34
1:B:361:THR:HA	1:B:367:LEU:CD1	1.54	1.34
1:A:361:THR:CA	1:A:367:LEU:HD11	1.62	1.28
1:B:361:THR:CA	1:B:367:LEU:HD11	1.62	1.27
1:A:164:ILE:CD1	1:A:208:VAL:HG21	1.66	1.24
1:B:164:ILE:CD1	1:B:208:VAL:HG21	1.66	1.24
1:B:92:PRO:HB2	1:B:97:PHE:CE2	1.75	1.21
1:B:359:LEU:CD1	1:B:360:PRO:HD3	1.70	1.20
1:A:92:PRO:HB2	1:A:97:PHE:CE2	1.75	1.20
1:A:359:LEU:CD1	1:A:360:PRO:HD3	1.70	1.20
1:A:2:LEU:HD22	1:A:291:ILE:HG21	1.23	1.17
1:B:356:GLY:O	1:B:357:ILE:HG13	1.47	1.14
1:B:164:ILE:HD11	1:B:208:VAL:HG21	1.20	1.13
1:A:190:HIS:CD2	1:A:197:LYS:CD	2.31	1.13
1:B:359:LEU:HG	1:B:360:PRO:HD3	1.15	1.13

Continued on next page...

Continued from previous page...

Atom-1	Atom-2	Interatomic distance (Å)	Clash overlap (Å)
1:A:359:LEU:HG	1:A:360:PRO:HD3	1.15	1.13
1:B:190:HIS:CD2	1:B:197:LYS:CD	2.31	1.13
1:B:194:GLU:HB3	1:B:197:LYS:CE	1.80	1.11
1:A:129:LEU:HD13	1:A:143:LEU:HD21	1.29	1.11
1:A:194:GLU:HB3	1:A:197:LYS:CE	1.80	1.11
1:B:2:LEU:HD22	1:B:291:ILE:HG21	1.23	1.11
1:B:17:THR:HG22	1:B:18:PRO:CD	1.81	1.10
1:A:17:THR:HG22	1:A:18:PRO:CD	1.82	1.10
1:A:356:GLY:O	1:A:357:ILE:HG13	1.47	1.10
1:A:194:GLU:HB3	1:A:197:LYS:HE3	1.16	1.10
1:A:164:ILE:HD11	1:A:208:VAL:CG2	1.82	1.09
1:B:164:ILE:HD11	1:B:208:VAL:CG2	1.82	1.08
1:B:129:LEU:HD13	1:B:143:LEU:HD21	1.29	1.08
1:A:164:ILE:HD11	1:A:208:VAL:HG21	1.20	1.07
1:B:359:LEU:HG	1:B:360:PRO:CD	1.84	1.07
1:A:17:THR:CG2	1:A:18:PRO:HD2	1.83	1.07
1:A:359:LEU:HG	1:A:360:PRO:CD	1.84	1.07
1:A:126:LYS:HE3	1:B:364:GLU:OE2	1.54	1.07
1:B:17:THR:CG2	1:B:18:PRO:HD2	1.83	1.07
1:B:190:HIS:CG	1:B:197:LYS:HD2	1.88	1.07
1:B:194:GLU:HB3	1:B:197:LYS:HE3	1.16	1.07
1:A:122:LYS:O	1:B:359:LEU:HD13	1.55	1.06
1:A:190:HIS:CG	1:A:197:LYS:HD2	1.88	1.06
1:B:409:LEU:HD13	1:B:413:GLU:OE1	1.56	1.06
1:B:157:GLU:HB3	1:B:160:ASN:ND2	1.70	1.06
1:A:364:GLU:OE2	1:B:126:LYS:HE3	1.56	1.05
1:A:157:GLU:HB3	1:A:160:ASN:ND2	1.69	1.05
1:A:409:LEU:HD13	1:A:413:GLU:OE1	1.56	1.05
1:B:378:LEU:HA	1:B:381:LEU:HD12	1.39	1.05
1:A:348:VAL:O	1:A:352:ILE:HG13	1.56	1.05
1:A:378:LEU:HA	1:A:381:LEU:HD12	1.39	1.04
1:A:359:LEU:HD13	1:B:122:LYS:O	1.57	1.04
1:B:194:GLU:CB	1:B:197:LYS:HE3	1.87	1.04
1:B:348:VAL:O	1:B:352:ILE:HG13	1.56	1.04
1:A:329:LEU:HD22	1:A:392:PRO:HB3	1.40	1.03
1:A:385:THR:HG21	1:B:382:ASN:C	1.79	1.03
1:A:194:GLU:CB	1:A:197:LYS:HE3	1.87	1.03
1:A:359:LEU:CG	1:A:360:PRO:CD	2.36	1.03
1:B:157:GLU:HB3	1:B:160:ASN:HD22	1.18	1.03
1:A:382:ASN:C	1:B:385:THR:HG21	1.79	1.02
1:B:303:LYS:O	1:B:307:LEU:HG	1.59	1.02

Continued on next page...

Continued from previous page...

Atom-1	Atom-2	Interatomic distance (Å)	Clash overlap (Å)
1:B:61:PRO:HD2	1:B:64:LEU:HD12	1.40	1.02
1:B:359:LEU:CG	1:B:360:PRO:CD	2.36	1.02
1:A:303:LYS:O	1:A:307:LEU:HG	1.59	1.02
1:A:157:GLU:HB3	1:A:160:ASN:HD22	1.18	1.01
1:B:361:THR:HG23	1:B:362:PRO:HD2	1.40	1.01
1:B:383:SER:HB3	1:B:403:ILE:HG23	1.41	1.01
1:A:383:SER:HB3	1:A:403:ILE:HG23	1.41	1.00
1:A:402:ARG:HD3	1:B:402:ARG:HD3	1.37	1.00
1:B:378:LEU:HA	1:B:381:LEU:CD1	1.91	1.00
1:A:378:LEU:HA	1:A:381:LEU:CD1	1.91	0.99
1:A:359:LEU:HD12	1:A:360:PRO:HD3	1.42	0.99
1:A:361:THR:HG23	1:A:362:PRO:HD2	1.40	0.99
1:A:61:PRO:HD2	1:A:64:LEU:HD12	1.40	0.99
1:B:329:LEU:HD22	1:B:392:PRO:HB3	1.40	0.99
1:B:359:LEU:HD12	1:B:360:PRO:HD3	1.42	0.98
1:A:384:MET:O	1:B:385:THR:HA	1.64	0.97
1:A:385:THR:HA	1:B:384:MET:O	1.64	0.97
1:A:385:THR:CG2	1:B:382:ASN:O	2.11	0.97
1:A:382:ASN:O	1:B:385:THR:CG2	2.12	0.97
1:A:1:MET:SD	1:A:37:SER:CB	2.55	0.95
1:B:164:ILE:CG1	1:B:208:VAL:HG21	1.97	0.95
1:B:1:MET:SD	1:B:37:SER:CB	2.55	0.95
1:A:164:ILE:CG1	1:A:208:VAL:HG21	1.97	0.95
1:A:301:LEU:HG	1:A:305:LYS:HD2	1.49	0.95
1:A:397:LYS:HA	1:A:400:MET:HE3	1.49	0.94
1:A:335:GLN:O	1:A:339:LEU:HD22	1.66	0.94
1:B:75:TYR:CD2	1:B:297:ILE:HG23	2.02	0.94
1:B:94:LYS:N	1:B:97:PHE:CZ	2.36	0.94
1:A:75:TYR:CD2	1:A:297:ILE:HG23	2.02	0.94
1:A:72:SER:HB2	1:A:300:ILE:HD11	1.48	0.94
1:B:301:LEU:HG	1:B:305:LYS:HD2	1.49	0.94
1:A:94:LYS:N	1:A:97:PHE:CZ	2.36	0.93
1:A:15:GLY:HA2	1:A:67:LYS:NZ	1.83	0.93
1:B:72:SER:HB2	1:B:300:ILE:HD11	1.48	0.93
1:B:335:GLN:O	1:B:339:LEU:HD22	1.66	0.93
1:B:15:GLY:HA2	1:B:67:LYS:NZ	1.83	0.93
1:B:200:GLU:CD	1:B:201:GLU:N	2.23	0.93
1:B:397:LYS:HA	1:B:400:MET:HE3	1.49	0.92
1:B:197:LYS:O	1:B:200:GLU:OE1	1.87	0.92
1:A:200:GLU:CD	1:A:201:GLU:N	2.23	0.92
1:B:157:GLU:CB	1:B:160:ASN:HD22	1.82	0.92

Continued on next page...

Continued from previous page...

Atom-1	Atom-2	Interatomic distance (Å)	Clash overlap (Å)
1:A:197:LYS:O	1:A:200:GLU:OE1	1.87	0.92
1:B:15:GLY:HA2	1:B:67:LYS:HZ3	1.34	0.92
1:B:297:ILE:O	1:B:300:ILE:HB	1.69	0.92
1:A:327:LEU:HD12	1:A:391:ASN:OD1	1.70	0.91
1:A:297:ILE:O	1:A:300:ILE:HB	1.69	0.91
1:B:221:SER:HA	1:B:250:THR:HG21	1.53	0.91
1:A:221:SER:HA	1:A:250:THR:HG21	1.53	0.91
1:A:349:LEU:HA	1:A:352:ILE:HB	1.53	0.91
1:B:327:LEU:HD12	1:B:391:ASN:OD1	1.70	0.91
1:B:295:GLY:HA2	1:B:298:GLU:HB2	1.52	0.91
1:A:157:GLU:CB	1:A:160:ASN:HD22	1.82	0.91
1:B:317:MET:SD	1:B:328:THR:OG1	2.29	0.91
1:B:362:PRO:CD	1:B:367:LEU:CD2	2.27	0.91
1:A:331:ASP:O	1:A:332:VAL:HG23	1.71	0.90
1:A:301:LEU:HD11	1:A:305:LYS:HE3	1.51	0.90
1:A:317:MET:SD	1:A:328:THR:OG1	2.29	0.90
1:B:301:LEU:HD11	1:B:305:LYS:HE3	1.51	0.90
1:A:281:THR:HG21	1:B:315:LYS:NZ	1.86	0.90
1:A:295:GLY:HA2	1:A:298:GLU:HB2	1.52	0.90
1:B:361:THR:OG1	1:B:367:LEU:HG	1.70	0.90
1:B:331:ASP:O	1:B:332:VAL:HG23	1.71	0.90
1:B:349:LEU:HA	1:B:352:ILE:HB	1.53	0.90
1:A:85:ASP:CG	1:A:285:LYS:HD3	1.92	0.90
1:A:2:LEU:HD22	1:A:291:ILE:HD13	1.51	0.89
1:B:2:LEU:HD22	1:B:291:ILE:HD13	1.51	0.89
1:B:85:ASP:CG	1:B:285:LYS:HD3	1.92	0.89
1:A:361:THR:OG1	1:A:367:LEU:HG	1.70	0.89
1:A:315:LYS:NZ	1:B:281:THR:HG21	1.87	0.89
1:A:362:PRO:CD	1:A:367:LEU:CD2	2.27	0.89
1:A:329:LEU:CD2	1:A:392:PRO:HB3	2.03	0.89
1:B:329:LEU:CD2	1:B:392:PRO:HB3	2.03	0.89
1:B:17:THR:HG22	1:B:18:PRO:HD2	0.92	0.88
1:B:1:MET:SD	1:B:37:SER:HB3	2.15	0.87
1:B:118:TYR:HE2	1:B:277:ASP:HB3	1.40	0.87
1:A:167:ALA:HB1	1:A:209:LEU:HD11	1.57	0.87
1:A:118:TYR:HE2	1:A:277:ASP:HB3	1.40	0.87
1:A:150:ILE:HG13	1:A:152:VAL:HG23	1.56	0.87
1:A:359:LEU:CB	1:A:360:PRO:CD	2.53	0.87
1:B:167:ALA:HB1	1:B:209:LEU:HD11	1.57	0.87
1:A:86:LYS:HE2	1:A:266:THR:HG23	1.56	0.86
1:B:359:LEU:CB	1:B:360:PRO:CD	2.53	0.86

Continued on next page...

Continued from previous page...

Atom-1	Atom-2	Interatomic distance (Å)	Clash overlap (Å)
1:B:216:LEU:HB3	1:B:242:VAL:HG22	1.56	0.86
1:A:2:LEU:CD2	1:A:291:ILE:HG21	2.06	0.86
1:A:383:SER:CB	1:A:403:ILE:HG23	2.06	0.86
1:B:150:ILE:HG13	1:B:152:VAL:HG23	1.56	0.86
1:A:216:LEU:HB3	1:A:242:VAL:HG22	1.56	0.86
1:A:359:LEU:HD12	1:A:360:PRO:CD	2.06	0.86
1:B:2:LEU:HD22	1:B:291:ILE:CG2	2.05	0.85
1:B:86:LYS:HE2	1:B:266:THR:HG23	1.56	0.85
1:B:383:SER:CB	1:B:403:ILE:HG23	2.06	0.85
1:B:359:LEU:HD12	1:B:360:PRO:CD	2.06	0.85
1:A:1:MET:SD	1:A:37:SER:HB3	2.15	0.85
1:A:402:ARG:CZ	1:B:402:ARG:HG2	2.07	0.85
1:B:381:LEU:N	1:B:381:LEU:HD23	1.92	0.85
1:B:422:ASN:O	1:B:426:ARG:HG3	1.77	0.84
1:A:2:LEU:HD22	1:A:291:ILE:CG2	2.05	0.84
1:A:95:LEU:HD23	1:A:97:PHE:CE1	2.12	0.84
1:A:402:ARG:HG2	1:B:402:ARG:CZ	2.07	0.84
1:B:372:GLU:O	1:B:374:ILE:N	2.10	0.84
1:A:123:ARG:CZ	1:B:318:GLU:OE1	2.26	0.84
1:A:381:LEU:N	1:A:381:LEU:HD23	1.92	0.84
1:A:422:ASN:O	1:A:426:ARG:HG3	1.77	0.84
1:B:95:LEU:HD23	1:B:97:PHE:CE1	2.12	0.84
1:B:417:LEU:HB3	1:B:421:TYR:HE1	1.41	0.84
1:A:310:TYR:OH	1:A:355:LEU:HD23	1.78	0.84
1:A:69:TRP:O	1:A:73:ILE:HG13	1.78	0.84
1:A:417:LEU:HB3	1:A:421:TYR:HE1	1.41	0.84
1:A:17:THR:HG22	1:A:18:PRO:HD2	0.92	0.83
1:A:200:GLU:OE2	1:A:201:GLU:HA	1.78	0.83
1:A:164:ILE:HG23	1:A:165:GLU:N	1.94	0.83
1:A:372:GLU:O	1:A:374:ILE:N	2.10	0.83
1:B:69:TRP:O	1:B:73:ILE:HG13	1.78	0.83
1:B:164:ILE:HG23	1:B:165:GLU:N	1.94	0.83
1:B:2:LEU:CD2	1:B:291:ILE:HG21	2.06	0.83
1:A:372:GLU:C	1:A:374:ILE:H	1.78	0.83
1:B:310:TYR:OH	1:B:355:LEU:HD23	1.78	0.83
1:A:92:PRO:HB2	1:A:97:PHE:CZ	2.14	0.82
1:A:318:GLU:OE1	1:B:123:ARG:CZ	2.26	0.82
1:B:92:PRO:HB2	1:B:97:PHE:CZ	2.14	0.82
1:B:418:LEU:HA	1:B:421:TYR:HD1	1.44	0.82
1:A:418:LEU:HA	1:A:421:TYR:HD1	1.43	0.82
1:A:313:ILE:HD11	1:A:331:ASP:OD1	1.80	0.82

Continued on next page...

Continued from previous page...

Atom-1	Atom-2	Interatomic distance (Å)	Clash overlap (Å)
1:B:200:GLU:OE2	1:B:201:GLU:HA	1.78	0.81
1:B:380:ALA:HA	1:B:383:SER:HB2	1.61	0.81
1:A:55:LEU:HD13	1:A:55:LEU:O	1.80	0.81
1:B:164:ILE:CD1	1:B:208:VAL:CG2	2.51	0.81
1:A:15:GLY:HA2	1:A:67:LYS:HZ3	1.40	0.81
1:A:2:LEU:CD2	1:A:291:ILE:HD13	2.11	0.81
1:B:55:LEU:HD13	1:B:55:LEU:O	1.80	0.81
1:B:100:MET:HE3	1:B:205:MET:O	1.80	0.81
1:A:380:ALA:HA	1:A:383:SER:HB2	1.61	0.81
1:B:2:LEU:CD2	1:B:291:ILE:HD13	2.11	0.81
1:B:75:TYR:HD2	1:B:297:ILE:HG23	1.45	0.81
1:A:378:LEU:O	1:A:381:LEU:HG	1.81	0.80
1:A:176:LYS:O	1:A:178:LYS:N	2.14	0.80
1:B:176:LYS:O	1:B:178:LYS:N	2.15	0.80
1:A:6:ARG:HG3	1:A:292:LEU:HD23	1.62	0.80
1:B:372:GLU:C	1:B:374:ILE:H	1.78	0.80
1:B:313:ILE:HD11	1:B:331:ASP:OD1	1.80	0.80
1:B:359:LEU:CB	1:B:360:PRO:HD3	2.11	0.80
1:A:75:TYR:HD2	1:A:297:ILE:HG23	1.45	0.80
1:B:378:LEU:O	1:B:381:LEU:HG	1.81	0.80
1:B:394:ILE:HG22	1:B:399:ARG:NH1	1.96	0.80
1:B:6:ARG:HG3	1:B:292:LEU:HD23	1.62	0.80
1:B:346:SER:O	1:B:348:VAL:N	2.15	0.80
1:A:359:LEU:CB	1:A:360:PRO:HD3	2.11	0.80
1:A:346:SER:O	1:A:348:VAL:N	2.15	0.80
1:A:129:LEU:CD1	1:A:143:LEU:HD21	2.11	0.80
1:A:163:PRO:HG2	1:A:164:ILE:H	1.47	0.79
1:B:199:LEU:HD23	1:B:202:MET:SD	2.23	0.79
1:B:94:LYS:N	1:B:97:PHE:HZ	1.81	0.79
1:A:417:LEU:HB3	1:A:421:TYR:CE1	2.18	0.79
1:A:199:LEU:HD23	1:A:202:MET:SD	2.23	0.78
1:B:272:THR:HG21	1:B:280:GLU:OE2	1.82	0.78
1:B:417:LEU:HB3	1:B:421:TYR:CE1	2.18	0.78
1:A:172:ASP:O	1:A:176:LYS:HG3	1.83	0.78
1:A:272:THR:HG21	1:A:280:GLU:OE2	1.82	0.78
1:B:172:ASP:O	1:B:176:LYS:HG3	1.83	0.78
1:A:94:LYS:N	1:A:97:PHE:HZ	1.81	0.78
1:A:100:MET:HE3	1:A:205:MET:O	1.83	0.78
1:A:394:ILE:HG22	1:A:399:ARG:NH1	1.96	0.78
1:B:129:LEU:CD1	1:B:143:LEU:HD21	2.11	0.78
1:A:124:GLY:HA3	1:B:359:LEU:CA	2.14	0.78

Continued on next page...

Continued from previous page...

Atom-1	Atom-2	Interatomic distance (Å)	Clash overlap (Å)
1:A:234:HIS:CE1	1:A:265:ALA:CB	2.67	0.78
1:B:82:PHE:C	1:B:261:VAL:HG21	2.04	0.78
1:B:163:PRO:HG2	1:B:164:ILE:H	1.47	0.78
1:A:402:ARG:HD3	1:B:402:ARG:CD	2.14	0.78
1:A:384:MET:HE2	1:A:389:LEU:HD23	1.66	0.77
1:B:234:HIS:CE1	1:B:265:ALA:CB	2.67	0.77
1:A:82:PHE:C	1:A:261:VAL:HG21	2.04	0.77
1:A:299:SER:O	1:A:303:LYS:HG2	1.85	0.77
1:A:222:ILE:HG21	1:A:226:ALA:HB2	1.68	0.76
1:A:396:ASP:O	1:A:400:MET:HG3	1.86	0.76
1:B:299:SER:O	1:B:303:LYS:HG2	1.85	0.76
1:B:222:ILE:HG21	1:B:226:ALA:HB2	1.67	0.76
1:A:402:ARG:CD	1:B:402:ARG:HD3	2.14	0.76
1:B:194:GLU:HB3	1:B:197:LYS:CD	2.16	0.76
1:A:87:GLU:HG3	1:B:315:LYS:HZ1	1.50	0.76
1:B:396:ASP:O	1:B:400:MET:HG3	1.86	0.76
1:A:124:GLY:HA3	1:B:359:LEU:HA	1.68	0.76
1:A:361:THR:OG1	1:A:367:LEU:CG	2.34	0.76
1:A:383:SER:O	1:A:403:ILE:HG12	1.85	0.76
1:B:383:SER:O	1:B:403:ILE:HG12	1.85	0.76
1:A:194:GLU:HB3	1:A:197:LYS:CD	2.16	0.76
1:A:359:LEU:CA	1:B:124:GLY:HA3	2.16	0.76
1:B:200:GLU:OE2	1:B:201:GLU:CA	2.33	0.75
1:A:200:GLU:OE2	1:A:201:GLU:CA	2.34	0.75
1:B:234:HIS:CE1	1:B:265:ALA:HB1	2.22	0.75
1:A:356:GLY:O	1:A:357:ILE:CG1	2.32	0.75
1:A:234:HIS:CE1	1:A:265:ALA:HB1	2.22	0.75
1:A:329:LEU:CD1	1:A:421:TYR:HB3	2.17	0.75
1:A:402:ARG:HG2	1:B:402:ARG:NH2	2.02	0.75
1:B:361:THR:OG1	1:B:367:LEU:CG	2.34	0.75
1:A:122:LYS:O	1:B:359:LEU:CD1	2.33	0.74
1:B:92:PRO:HB2	1:B:97:PHE:CD2	2.22	0.74
1:B:222:ILE:CG2	1:B:226:ALA:HB2	2.17	0.74
1:B:335:GLN:HB3	1:B:355:LEU:HD22	1.70	0.74
1:A:335:GLN:HB3	1:A:355:LEU:HD22	1.70	0.74
1:A:359:LEU:HA	1:B:124:GLY:HA3	1.68	0.74
1:A:382:ASN:CA	1:B:385:THR:HG21	2.18	0.74
1:B:118:TYR:CE2	1:B:277:ASP:HB3	2.22	0.74
1:A:349:LEU:HD22	1:A:371:GLU:HG2	1.70	0.74
1:A:402:ARG:NH2	1:B:402:ARG:HG2	2.03	0.74
1:B:329:LEU:HD22	1:B:392:PRO:CB	2.17	0.74

Continued on next page...

Continued from previous page...

Atom-1	Atom-2	Interatomic distance (Å)	Clash overlap (Å)
1:B:329:LEU:CD1	1:B:421:TYR:HB3	2.17	0.74
1:B:378:LEU:O	1:B:380:ALA:O	2.06	0.74
1:A:164:ILE:HG23	1:A:165:GLU:H	1.50	0.74
1:A:118:TYR:CE2	1:A:277:ASP:HB3	2.22	0.74
1:A:222:ILE:CG2	1:A:226:ALA:HB2	2.17	0.74
1:A:92:PRO:HB2	1:A:97:PHE:CD2	2.22	0.74
1:A:384:MET:CE	1:A:389:LEU:HD23	2.18	0.73
1:A:206:TYR:OH	1:A:239:ILE:HD11	1.88	0.73
1:A:362:PRO:HD3	1:A:367:LEU:HD23	1.66	0.73
1:A:378:LEU:O	1:A:380:ALA:O	2.06	0.73
1:B:200:GLU:OE2	1:B:201:GLU:N	2.22	0.73
1:A:382:ASN:HA	1:B:385:THR:CG2	2.18	0.73
1:B:164:ILE:HG23	1:B:165:GLU:H	1.50	0.73
1:A:385:THR:CG2	1:B:382:ASN:HA	2.19	0.73
1:B:346:SER:C	1:B:348:VAL:H	1.92	0.73
1:A:346:SER:C	1:A:348:VAL:H	1.92	0.73
1:A:402:ARG:HB3	1:B:402:ARG:NH1	2.04	0.73
1:B:206:TYR:OH	1:B:239:ILE:HD11	1.88	0.73
1:B:356:GLY:O	1:B:357:ILE:CG1	2.31	0.73
1:A:373:LYS:HE3	1:A:377:TRP:CH2	2.24	0.73
1:A:385:THR:HG21	1:B:382:ASN:CA	2.19	0.73
1:B:349:LEU:HD22	1:B:371:GLU:HG2	1.70	0.72
1:A:95:LEU:HD23	1:A:97:PHE:CD1	2.24	0.72
1:A:123:ARG:NH1	1:B:318:GLU:CD	2.42	0.72
1:A:318:GLU:CD	1:B:123:ARG:NH1	2.43	0.72
1:B:174:PHE:O	1:B:179:MET:HB2	1.90	0.72
1:A:155:TYR:CD2	1:A:170:GLY:HA2	2.24	0.72
1:A:342:MET:O	1:A:348:VAL:HG21	1.90	0.72
1:B:155:TYR:CD2	1:B:170:GLY:HA2	2.24	0.72
1:B:373:LYS:HE3	1:B:377:TRP:CH2	2.24	0.72
1:B:384:MET:HE2	1:B:389:LEU:HD23	1.69	0.72
1:B:383:SER:HB3	1:B:403:ILE:CG2	2.19	0.72
1:A:372:GLU:O	1:A:374:ILE:HG22	1.88	0.72
1:B:95:LEU:HD23	1:B:97:PHE:CD1	2.24	0.72
1:A:281:THR:HG21	1:B:315:LYS:CE	2.19	0.72
1:A:357:ILE:O	1:A:358:MET:HB2	1.88	0.72
1:B:164:ILE:HG13	1:B:208:VAL:HG21	1.70	0.72
1:B:342:MET:O	1:B:348:VAL:HG21	1.90	0.72
1:A:83:GLY:N	1:A:261:VAL:HG11	2.05	0.72
1:B:234:HIS:NE2	1:B:265:ALA:HB2	2.04	0.72
1:B:372:GLU:O	1:B:374:ILE:HG22	1.88	0.72

Continued on next page...

Continued from previous page...

Atom-1	Atom-2	Interatomic distance (Å)	Clash overlap (Å)
1:A:123:ARG:NH1	1:B:318:GLU:OE2	2.23	0.72
1:B:334:ALA:O	1:B:337:ILE:HG22	1.90	0.72
1:A:200:GLU:OE2	1:A:201:GLU:N	2.22	0.72
1:A:234:HIS:NE2	1:A:265:ALA:HB2	2.04	0.72
1:B:329:LEU:HD11	1:B:421:TYR:HB3	1.72	0.72
1:B:384:MET:CE	1:B:389:LEU:HD23	2.18	0.72
1:B:362:PRO:HD3	1:B:367:LEU:HD23	1.66	0.71
1:A:329:LEU:HD11	1:A:421:TYR:HB3	1.72	0.71
1:A:42:LYS:O	1:A:42:LYS:HD3	1.91	0.71
1:A:334:ALA:O	1:A:337:ILE:HG22	1.90	0.71
1:A:164:ILE:HG13	1:A:208:VAL:HG21	1.70	0.71
1:B:357:ILE:O	1:B:358:MET:HB2	1.88	0.71
1:A:301:LEU:HD21	1:A:305:LYS:NZ	2.06	0.71
1:A:329:LEU:HD22	1:A:392:PRO:CB	2.17	0.71
1:A:359:LEU:CD1	1:B:122:LYS:O	2.35	0.71
1:A:169:LYS:O	1:A:173:ILE:HG13	1.91	0.71
1:A:174:PHE:O	1:A:179:MET:HB2	1.90	0.71
1:B:385:THR:HG22	1:B:386:TYR:N	2.05	0.71
1:B:403:ILE:HG22	1:B:414:VAL:HG21	1.73	0.71
1:A:134:VAL:HA	1:A:140:TYR:HE1	1.55	0.71
1:A:432:LYS:HE2	1:B:277:ASP:HB2	1.72	0.71
1:B:83:GLY:N	1:B:261:VAL:HG11	2.05	0.71
1:B:134:VAL:HA	1:B:140:TYR:HE1	1.55	0.71
1:A:318:GLU:OE2	1:B:123:ARG:NH1	2.24	0.70
1:B:355:LEU:O	1:B:356:GLY:C	2.29	0.70
1:A:403:ILE:HG22	1:A:414:VAL:HG21	1.73	0.70
1:A:355:LEU:O	1:A:356:GLY:C	2.30	0.70
1:A:402:ARG:NH1	1:B:402:ARG:HB3	2.05	0.70
1:A:402:ARG:CG	1:B:402:ARG:CZ	2.70	0.70
1:A:402:ARG:CZ	1:B:402:ARG:CG	2.70	0.70
1:A:63:VAL:O	1:A:63:VAL:HG12	1.92	0.70
1:A:179:MET:CE	1:A:179:MET:HA	2.21	0.70
1:B:169:LYS:O	1:B:173:ILE:HG13	1.91	0.70
1:B:301:LEU:O	1:B:305:LYS:HD2	1.92	0.70
1:A:176:LYS:C	1:A:178:LYS:H	1.96	0.70
1:B:42:LYS:HD3	1:B:42:LYS:O	1.91	0.70
1:A:200:GLU:CD	1:A:200:GLU:C	2.51	0.69
1:A:277:ASP:HB2	1:B:432:LYS:HE2	1.73	0.69
1:A:303:LYS:HG3	1:A:304:VAL:H	1.57	0.69
1:A:315:LYS:HZ3	1:B:281:THR:HG21	1.55	0.69
1:B:303:LYS:HG3	1:B:304:VAL:H	1.58	0.69

Continued on next page...

Continued from previous page...

Atom-1	Atom-2	Interatomic distance (Å)	Clash overlap (Å)
1:A:385:THR:HG22	1:A:386:TYR:N	2.05	0.69
1:B:136:ARG:HD3	1:B:139:ALA:HB2	1.74	0.69
1:B:200:GLU:CD	1:B:200:GLU:C	2.51	0.69
1:A:247:MET:CE	1:A:270:ILE:HD11	2.23	0.69
1:A:301:LEU:O	1:A:305:LYS:HD2	1.92	0.69
1:B:301:LEU:HD21	1:B:305:LYS:NZ	2.06	0.69
1:B:397:LYS:CA	1:B:400:MET:HE3	2.23	0.69
1:B:176:LYS:C	1:B:178:LYS:H	1.96	0.69
1:B:401:ARG:O	1:B:405:GLU:HG2	1.92	0.69
1:A:315:LYS:CE	1:B:281:THR:HG21	2.21	0.69
1:B:78:LEU:O	1:B:81:LEU:HB3	1.93	0.69
1:B:179:MET:HA	1:B:179:MET:CE	2.21	0.69
1:B:310:TYR:HA	1:B:335:GLN:HE22	1.57	0.69
1:B:384:MET:HA	1:B:388:GLU:OE1	1.92	0.69
1:A:401:ARG:O	1:A:405:GLU:HG2	1.92	0.69
1:B:361:THR:HG23	1:B:362:PRO:CD	2.20	0.69
1:B:369:ILE:HG22	1:B:370:GLY:H	1.58	0.69
1:A:78:LEU:O	1:A:81:LEU:HB3	1.93	0.68
1:A:369:ILE:HG22	1:A:370:GLY:H	1.58	0.68
1:A:300:ILE:O	1:A:303:LYS:HG2	1.93	0.68
1:A:315:LYS:HZ1	1:B:87:GLU:HG3	1.57	0.68
1:A:384:MET:HA	1:A:388:GLU:OE1	1.92	0.68
1:A:310:TYR:HA	1:A:335:GLN:HE22	1.58	0.68
1:B:100:MET:CE	1:B:205:MET:O	2.42	0.68
1:B:235:GLN:O	1:B:237:SER:N	2.27	0.68
1:B:300:ILE:O	1:B:303:LYS:HG2	1.93	0.68
1:B:247:MET:CE	1:B:270:ILE:HD11	2.23	0.68
1:A:412:GLU:OE1	1:A:415:ARG:HD2	1.93	0.68
1:B:302:GLU:OE1	1:B:341:LYS:HE3	1.94	0.68
1:A:136:ARG:HD3	1:A:139:ALA:HB2	1.74	0.68
1:A:190:HIS:CD2	1:A:194:GLU:OE1	2.47	0.68
1:A:383:SER:HB3	1:A:403:ILE:CG2	2.19	0.68
1:A:394:ILE:O	1:A:399:ARG:NH1	2.27	0.68
1:B:63:VAL:HG12	1:B:63:VAL:O	1.92	0.68
1:A:234:HIS:CE1	1:A:265:ALA:HB2	2.30	0.67
1:A:409:LEU:HB3	1:A:413:GLU:CD	2.14	0.67
1:A:378:LEU:HA	1:A:381:LEU:HD11	1.76	0.67
1:A:397:LYS:HA	1:A:400:MET:CE	2.24	0.67
1:B:361:THR:OG1	1:B:367:LEU:CD1	2.42	0.67
1:B:394:ILE:O	1:B:399:ARG:NH1	2.27	0.67
1:B:412:GLU:OE1	1:B:415:ARG:HD2	1.92	0.67

Continued on next page...

Continued from previous page...

Atom-1	Atom-2	Interatomic distance (Å)	Clash overlap (Å)
1:A:100:MET:CE	1:A:205:MET:O	2.42	0.67
1:B:378:LEU:HA	1:B:381:LEU:HD11	1.76	0.67
1:B:397:LYS:HA	1:B:400:MET:CE	2.24	0.67
1:A:235:GLN:O	1:A:237:SER:N	2.27	0.67
1:A:302:GLU:OE1	1:A:341:LYS:HE3	1.94	0.67
1:B:374:ILE:C	1:B:376:ARG:H	1.96	0.67
1:B:190:HIS:CD2	1:B:194:GLU:OE1	2.47	0.67
1:B:373:LYS:HE3	1:B:377:TRP:CZ3	2.30	0.67
1:B:374:ILE:HG23	1:B:375:ARG:H	1.60	0.67
1:A:373:LYS:HE3	1:A:377:TRP:CZ3	2.30	0.67
1:B:369:ILE:HG22	1:B:370:GLY:N	2.10	0.67
1:B:409:LEU:HB3	1:B:413:GLU:CD	2.14	0.67
1:A:397:LYS:CA	1:A:400:MET:HE3	2.23	0.67
1:A:361:THR:OG1	1:A:367:LEU:CD1	2.42	0.67
1:B:234:HIS:CE1	1:B:265:ALA:HB2	2.30	0.67
1:B:247:MET:HE2	1:B:257:LEU:HD21	1.77	0.67
1:A:95:LEU:CD2	1:A:97:PHE:HE1	2.08	0.66
1:B:75:TYR:OH	1:B:292:LEU:HD12	1.95	0.66
1:B:301:LEU:HG	1:B:305:LYS:CD	2.24	0.66
1:A:94:LYS:C	1:A:97:PHE:CZ	2.69	0.66
1:A:369:ILE:HG22	1:A:370:GLY:N	2.10	0.66
1:A:374:ILE:C	1:A:376:ARG:H	1.96	0.66
1:A:374:ILE:HG23	1:A:375:ARG:H	1.60	0.66
1:B:378:LEU:O	1:B:379:ALA:C	2.34	0.66
1:A:1:MET:O	1:A:4:ASN:N	2.28	0.66
1:A:280:GLU:OE1	1:A:290:ARG:NH2	2.28	0.66
1:B:190:HIS:HD2	1:B:194:GLU:OE1	1.79	0.66
1:A:31:GLN:HG3	1:A:48:THR:HG21	1.78	0.66
1:A:348:VAL:HG12	1:A:352:ILE:HD11	1.77	0.66
1:B:95:LEU:CD2	1:B:97:PHE:HE1	2.08	0.66
1:B:118:TYR:HE2	1:B:277:ASP:CB	2.09	0.66
1:B:119:PHE:CZ	1:B:123:ARG:NH2	2.64	0.66
1:B:276:ILE:HG23	1:B:277:ASP:N	2.10	0.66
1:A:348:VAL:O	1:A:352:ILE:CG1	2.39	0.66
1:B:1:MET:O	1:B:4:ASN:N	2.28	0.66
1:B:31:GLN:HG3	1:B:48:THR:HG21	1.78	0.66
1:B:361:THR:CA	1:B:367:LEU:CD1	2.44	0.66
1:B:379:ALA:O	1:B:380:ALA:O	2.14	0.66
1:A:164:ILE:CG2	1:A:165:GLU:H	2.09	0.65
1:B:280:GLU:OE1	1:B:290:ARG:NH2	2.28	0.65
1:A:119:PHE:CZ	1:A:123:ARG:NH2	2.64	0.65

Continued on next page...

Continued from previous page...

Atom-1	Atom-2	Interatomic distance (Å)	Clash overlap (Å)
1:A:276:ILE:HG23	1:A:277:ASP:N	2.10	0.65
1:A:361:THR:HG23	1:A:362:PRO:CD	2.20	0.65
1:A:373:LYS:HA	1:A:376:ARG:HG3	1.78	0.65
1:B:373:LYS:HA	1:B:376:ARG:HG3	1.78	0.65
1:B:409:LEU:CD1	1:B:413:GLU:OE1	2.41	0.65
1:A:301:LEU:HG	1:A:305:LYS:CD	2.24	0.65
1:B:301:LEU:HD21	1:B:305:LYS:HZ1	1.62	0.65
1:B:94:LYS:C	1:B:97:PHE:CZ	2.69	0.65
1:B:348:VAL:HG12	1:B:352:ILE:HD11	1.77	0.65
1:A:190:HIS:HD2	1:A:194:GLU:OE1	1.79	0.65
1:A:339:LEU:HD22	1:A:339:LEU:H	1.62	0.65
1:B:423:ASN:O	1:B:427:LEU:HG	1.97	0.65
1:A:53:GLU:HG3	1:A:57:LYS:HE3	1.79	0.64
1:A:75:TYR:OH	1:A:292:LEU:HD12	1.95	0.64
1:A:310:TYR:O	1:A:313:ILE:HG22	1.97	0.64
1:B:53:GLU:HG3	1:B:57:LYS:HE3	1.79	0.64
1:A:297:ILE:O	1:A:300:ILE:CB	2.45	0.64
1:A:423:ASN:O	1:A:427:LEU:HG	1.97	0.64
1:B:164:ILE:CG2	1:B:165:GLU:N	2.59	0.64
1:A:378:LEU:O	1:A:379:ALA:C	2.34	0.64
1:A:379:ALA:O	1:A:380:ALA:O	2.15	0.64
1:A:2:LEU:HD13	1:A:291:ILE:HG23	1.79	0.64
1:A:21:LYS:HD3	1:A:25:GLU:OE2	1.97	0.64
1:A:359:LEU:HA	1:B:124:GLY:CA	2.28	0.64
1:B:167:ALA:HB1	1:B:209:LEU:HD21	1.79	0.64
1:A:86:LYS:CE	1:A:266:THR:HG23	2.28	0.64
1:A:124:GLY:CA	1:B:359:LEU:HA	2.27	0.64
1:A:361:THR:CA	1:A:367:LEU:CD1	2.44	0.64
1:B:21:LYS:HD3	1:B:25:GLU:OE2	1.97	0.64
1:A:87:GLU:OE2	1:B:315:LYS:HD2	1.98	0.64
1:A:385:THR:CA	1:B:384:MET:O	2.44	0.64
1:B:288:VAL:O	1:B:291:ILE:HG12	1.97	0.64
1:B:310:TYR:O	1:B:313:ILE:HG22	1.98	0.64
1:B:335:GLN:O	1:B:339:LEU:CD2	2.45	0.64
1:B:164:ILE:CG2	1:B:165:GLU:H	2.09	0.64
1:A:167:ALA:HB1	1:A:209:LEU:HD21	1.79	0.64
1:B:176:LYS:C	1:B:178:LYS:N	2.51	0.64
1:A:119:PHE:CZ	1:A:123:ARG:NE	2.66	0.63
1:A:95:LEU:CD2	1:A:97:PHE:CE1	2.82	0.63
1:A:129:LEU:HD13	1:A:143:LEU:CD2	2.18	0.63
1:A:281:THR:HG21	1:B:315:LYS:HZ3	1.63	0.63

Continued on next page...

Continued from previous page...

Atom-1	Atom-2	Interatomic distance (Å)	Clash overlap (Å)
1:A:288:VAL:O	1:A:291:ILE:HG12	1.97	0.63
1:A:384:MET:O	1:B:385:THR:CA	2.44	0.63
1:A:385:THR:CG2	1:B:382:ASN:C	2.63	0.63
1:A:87:GLU:HG3	1:B:315:LYS:NZ	2.14	0.63
1:A:335:GLN:O	1:A:339:LEU:CD2	2.45	0.63
1:B:196:THR:OG1	1:B:232:ARG:NH1	2.32	0.63
1:B:244:ILE:O	1:B:271:GLY:N	2.24	0.63
1:B:339:LEU:HD22	1:B:339:LEU:H	1.62	0.63
1:A:247:MET:HE1	1:A:257:LEU:HD21	1.81	0.63
1:B:372:GLU:C	1:B:374:ILE:N	2.52	0.63
1:A:118:TYR:HE2	1:A:277:ASP:CB	2.09	0.63
1:B:362:PRO:HD3	1:B:367:LEU:HD21	0.68	0.63
1:A:69:TRP:NE1	1:A:73:ILE:HD11	2.14	0.63
1:B:2:LEU:HD13	1:B:291:ILE:HG23	1.79	0.63
1:B:119:PHE:HZ	1:B:123:ARG:NH2	1.95	0.63
1:B:362:PRO:O	1:B:363:SER:C	2.36	0.63
1:A:33:SER:O	1:A:36:SER:HB2	1.99	0.63
1:B:9:VAL:HG13	1:B:71:ILE:CD1	2.28	0.63
1:B:85:ASP:OD1	1:B:285:LYS:HD3	1.99	0.63
1:B:348:VAL:O	1:B:352:ILE:CG1	2.39	0.63
1:A:9:VAL:HG13	1:A:71:ILE:CD1	2.28	0.62
1:A:167:ALA:CB	1:A:209:LEU:HD21	2.29	0.62
1:B:357:ILE:HD12	1:B:358:MET:H	1.64	0.62
1:A:379:ALA:HB2	1:A:409:LEU:HD11	1.80	0.62
1:B:379:ALA:HB2	1:B:409:LEU:HD11	1.80	0.62
1:A:164:ILE:CD1	1:A:208:VAL:CG2	2.51	0.62
1:B:33:SER:O	1:B:36:SER:HB2	1.99	0.62
1:B:69:TRP:NE1	1:B:73:ILE:HD11	2.14	0.62
1:B:359:LEU:HB3	1:B:360:PRO:HD2	1.81	0.62
1:A:196:THR:OG1	1:A:232:ARG:NH1	2.32	0.62
1:A:119:PHE:HZ	1:A:123:ARG:NH2	1.95	0.62
1:A:376:ARG:O	1:A:377:TRP:C	2.38	0.62
1:B:283:ASN:C	1:B:283:ASN:HD22	2.03	0.62
1:B:379:ALA:CB	1:B:409:LEU:HD11	2.30	0.62
1:A:362:PRO:HD3	1:A:367:LEU:HD21	0.68	0.62
1:A:283:ASN:C	1:A:283:ASN:HD22	2.03	0.62
1:A:357:ILE:HD12	1:A:358:MET:H	1.64	0.62
1:B:1:MET:SD	1:B:37:SER:HB2	2.40	0.62
1:A:75:TYR:O	1:A:76:ASP:C	2.38	0.62
1:A:291:ILE:O	1:A:292:LEU:HB2	2.00	0.62
1:A:315:LYS:NZ	1:B:87:GLU:HG3	2.14	0.62

Continued on next page...

Continued from previous page...

Atom-1	Atom-2	Interatomic distance (Å)	Clash overlap (Å)
1:B:351:HIS:O	1:B:353:PRO:HD3	2.00	0.62
1:A:82:PHE:O	1:A:261:VAL:HG21	1.99	0.62
1:A:244:ILE:O	1:A:271:GLY:N	2.24	0.62
1:A:315:LYS:HD2	1:B:87:GLU:OE2	2.00	0.62
1:A:379:ALA:CB	1:A:409:LEU:HD11	2.30	0.61
1:B:167:ALA:CB	1:B:209:LEU:HD21	2.29	0.61
1:A:359:LEU:HB3	1:A:360:PRO:HD2	1.81	0.61
1:B:75:TYR:O	1:B:76:ASP:C	2.38	0.61
1:B:119:PHE:CZ	1:B:123:ARG:NE	2.66	0.61
1:A:351:HIS:O	1:A:353:PRO:HD3	2.00	0.61
1:B:129:LEU:HD13	1:B:143:LEU:CD2	2.18	0.61
1:A:85:ASP:OD1	1:A:285:LYS:HD3	1.99	0.61
1:A:382:ASN:C	1:B:385:THR:CG2	2.64	0.61
1:B:297:ILE:O	1:B:300:ILE:CB	2.45	0.61
1:B:394:ILE:CG2	1:B:399:ARG:NH1	2.63	0.61
1:A:194:GLU:CA	1:A:197:LYS:HE3	2.30	0.61
1:A:329:LEU:HD11	1:A:421:TYR:CB	2.31	0.61
1:A:394:ILE:CG2	1:A:399:ARG:HH12	2.14	0.61
1:A:394:ILE:CG2	1:A:399:ARG:NH1	2.64	0.61
1:B:242:VAL:CG1	1:B:243:ILE:N	2.64	0.61
1:A:394:ILE:HG22	1:A:394:ILE:O	2.00	0.61
1:B:116:LEU:HD11	1:B:120:TYR:CE2	2.36	0.61
1:B:380:ALA:C	1:B:381:LEU:HG	2.21	0.61
1:A:380:ALA:C	1:A:381:LEU:HG	2.21	0.61
1:B:82:PHE:O	1:B:261:VAL:HG21	2.00	0.61
1:B:273:GLY:HA3	1:B:278:GLU:OE1	2.00	0.61
1:B:291:ILE:O	1:B:292:LEU:HB2	2.00	0.61
1:A:87:GLU:HB3	1:B:312:LYS:HE2	1.82	0.61
1:B:300:ILE:HD13	1:B:303:LYS:CE	2.31	0.61
1:B:394:ILE:HG22	1:B:394:ILE:O	2.00	0.61
1:A:247:MET:HE1	1:A:270:ILE:HD11	1.82	0.60
1:A:273:GLY:HA3	1:A:278:GLU:OE1	2.00	0.60
1:B:6:ARG:HA	1:B:292:LEU:HD21	1.83	0.60
1:B:377:TRP:CE3	1:B:377:TRP:HA	2.35	0.60
1:A:6:ARG:HA	1:A:292:LEU:HD21	1.83	0.60
1:A:91:ASN:ND2	1:B:357:ILE:HG21	2.16	0.60
1:A:176:LYS:C	1:A:178:LYS:N	2.51	0.60
1:A:328:THR:HG23	1:A:331:ASP:OD2	2.01	0.60
1:A:377:TRP:HA	1:A:377:TRP:CE3	2.35	0.60
1:A:234:HIS:CD2	1:A:265:ALA:HB2	2.36	0.60
1:A:402:ARG:CD	1:B:402:ARG:CD	2.78	0.60

Continued on next page...

Continued from previous page...

Atom-1	Atom-2	Interatomic distance (Å)	Clash overlap (Å)
1:B:247:MET:HE2	1:B:257:LEU:CD2	2.31	0.60
1:B:378:LEU:HD23	1:B:378:LEU:C	2.22	0.60
1:B:378:LEU:CA	1:B:381:LEU:CD1	2.76	0.60
1:B:376:ARG:O	1:B:377:TRP:C	2.38	0.60
1:B:301:LEU:CD1	1:B:305:LYS:HE3	2.28	0.60
1:A:30:LEU:HD23	1:A:48:THR:HG22	1.84	0.60
1:A:116:LEU:HD11	1:A:120:TYR:CE2	2.36	0.60
1:A:300:ILE:HD13	1:A:303:LYS:CE	2.31	0.60
1:A:327:LEU:HB2	1:A:390:GLU:O	2.01	0.60
1:A:378:LEU:C	1:A:378:LEU:HD23	2.22	0.60
1:B:122:LYS:C	1:B:124:GLY:H	2.05	0.60
1:B:234:HIS:CD2	1:B:265:ALA:HB2	2.36	0.60
1:B:329:LEU:HD11	1:B:421:TYR:CB	2.31	0.60
1:A:119:PHE:HZ	1:A:123:ARG:HH21	1.48	0.60
1:B:327:LEU:HB2	1:B:390:GLU:O	2.01	0.60
1:A:378:LEU:CA	1:A:381:LEU:CD1	2.76	0.60
1:B:328:THR:HG23	1:B:331:ASP:OD2	2.01	0.60
1:B:394:ILE:CG2	1:B:399:ARG:HH12	2.14	0.60
1:B:194:GLU:CA	1:B:197:LYS:HE3	2.30	0.60
1:A:123:ARG:NH2	1:B:318:GLU:OE1	2.35	0.59
1:A:276:ILE:CG2	1:A:277:ASP:N	2.65	0.59
1:B:85:ASP:OD1	1:B:285:LYS:CD	2.50	0.59
1:A:302:GLU:OE1	1:A:341:LYS:HG3	2.02	0.59
1:A:382:ASN:CA	1:B:385:THR:CG2	2.79	0.59
1:A:41:VAL:HG12	1:A:41:VAL:O	2.02	0.59
1:A:85:ASP:OD1	1:A:285:LYS:CD	2.50	0.59
1:A:122:LYS:C	1:A:124:GLY:H	2.05	0.59
1:A:312:LYS:HE2	1:B:87:GLU:HB3	1.83	0.59
1:A:242:VAL:CG1	1:A:243:ILE:N	2.64	0.59
1:A:372:GLU:C	1:A:374:ILE:N	2.52	0.59
1:A:385:THR:CG2	1:B:382:ASN:CA	2.79	0.59
1:B:276:ILE:CG2	1:B:277:ASP:N	2.65	0.59
1:A:377:TRP:CE3	1:A:377:TRP:CA	2.85	0.59
1:B:30:LEU:HD23	1:B:48:THR:HG22	1.84	0.59
1:B:302:GLU:OE1	1:B:341:LYS:HG3	2.02	0.59
1:A:331:ASP:O	1:A:332:VAL:CG2	2.49	0.59
1:A:357:ILE:HG21	1:B:91:ASN:ND2	2.18	0.59
1:B:86:LYS:CE	1:B:266:THR:HG23	2.28	0.59
1:B:346:SER:C	1:B:348:VAL:N	2.55	0.59
1:B:348:VAL:CG1	1:B:352:ILE:HD11	2.33	0.59
1:A:362:PRO:O	1:A:363:SER:C	2.36	0.59

Continued on next page...

Continued from previous page...

Atom-1	Atom-2	Interatomic distance (Å)	Clash overlap (Å)
1:B:331:ASP:O	1:B:332:VAL:CG2	2.49	0.59
1:A:318:GLU:OE1	1:B:123:ARG:NH2	2.36	0.58
1:B:109:LYS:O	1:B:110:THR:CB	2.51	0.58
1:B:377:TRP:CE3	1:B:377:TRP:CA	2.85	0.58
1:B:318:GLU:O	1:B:319:ASP:OD1	2.22	0.58
1:B:418:LEU:HA	1:B:421:TYR:CD1	2.34	0.58
1:B:41:VAL:HG12	1:B:41:VAL:O	2.02	0.58
1:A:109:LYS:O	1:A:110:THR:CB	2.51	0.58
1:B:377:TRP:N	1:B:377:TRP:HE3	2.02	0.58
1:B:100:MET:CE	1:B:209:LEU:HD12	2.34	0.58
1:A:2:LEU:HB3	1:A:291:ILE:CG2	2.34	0.58
1:A:335:GLN:HB3	1:A:355:LEU:CD2	2.33	0.58
1:A:409:LEU:CD1	1:A:413:GLU:OE1	2.41	0.58
1:A:346:SER:C	1:A:348:VAL:N	2.55	0.57
1:B:335:GLN:HB3	1:B:355:LEU:CD2	2.33	0.57
1:A:123:ARG:O	1:B:358:MET:O	2.22	0.57
1:A:301:LEU:O	1:A:305:LYS:HB2	2.04	0.57
1:B:131:ALA:O	1:B:140:TYR:HE2	1.87	0.57
1:B:359:LEU:HB3	1:B:360:PRO:CD	2.33	0.57
1:A:1:MET:SD	1:A:37:SER:HB2	2.40	0.57
1:B:199:LEU:CD2	1:B:202:MET:SD	2.92	0.57
1:A:402:ARG:CD	1:B:402:ARG:NE	2.68	0.57
1:A:402:ARG:NE	1:B:402:ARG:NE	2.51	0.57
1:A:359:LEU:HB3	1:A:360:PRO:CD	2.33	0.57
1:A:367:LEU:O	1:A:368:LYS:HB2	2.04	0.57
1:B:359:LEU:CD1	1:B:360:PRO:CD	2.60	0.57
1:A:87:GLU:HG2	1:B:312:LYS:HG2	1.86	0.57
1:B:2:LEU:HB3	1:B:291:ILE:CG2	2.34	0.57
1:B:118:TYR:OH	1:B:122:LYS:HE3	2.04	0.57
1:A:299:SER:O	1:A:303:LYS:N	2.37	0.57
1:A:300:ILE:HG22	1:A:301:LEU:N	2.20	0.57
1:A:348:VAL:CG1	1:A:352:ILE:HD11	2.33	0.57
1:B:367:LEU:O	1:B:368:LYS:HB2	2.04	0.57
1:A:199:LEU:CD2	1:A:202:MET:SD	2.92	0.57
1:A:377:TRP:HE3	1:A:377:TRP:N	2.02	0.57
1:B:301:LEU:O	1:B:305:LYS:HB2	2.04	0.57
1:B:283:ASN:O	1:B:284:ALA:C	2.42	0.57
1:A:361:THR:OG1	1:A:367:LEU:HD12	2.04	0.56
1:B:369:ILE:CG2	1:B:370:GLY:H	2.18	0.56
1:A:100:MET:CE	1:A:209:LEU:HD12	2.34	0.56
1:A:402:ARG:NE	1:B:402:ARG:CD	2.69	0.56

Continued on next page...

Continued from previous page...

Atom-1	Atom-2	Interatomic distance (Å)	Clash overlap (Å)
1:A:283:ASN:O	1:A:284:ALA:C	2.42	0.56
1:A:318:GLU:OE1	1:B:123:ARG:NH1	2.39	0.56
1:A:318:GLU:O	1:A:319:ASP:OD1	2.21	0.56
1:B:77:GLU:O	1:B:78:LEU:C	2.41	0.56
1:B:299:SER:O	1:B:303:LYS:N	2.37	0.56
1:B:300:ILE:HG22	1:B:301:LEU:N	2.20	0.56
1:B:361:THR:OG1	1:B:367:LEU:HD12	2.04	0.56
1:A:116:LEU:HD11	1:A:120:TYR:HE2	1.69	0.56
1:A:118:TYR:OH	1:A:122:LYS:HE3	2.04	0.56
1:A:300:ILE:HD13	1:A:303:LYS:HE3	1.88	0.56
1:A:342:MET:O	1:A:343:GLY:O	2.23	0.56
1:A:131:ALA:O	1:A:140:TYR:HE2	1.87	0.56
1:A:358:MET:O	1:B:123:ARG:O	2.23	0.56
1:B:116:LEU:HD11	1:B:120:TYR:HE2	1.69	0.56
1:A:143:LEU:HD13	1:A:154:VAL:HG13	1.88	0.56
1:A:301:LEU:CD1	1:A:305:LYS:HE3	2.28	0.56
1:B:95:LEU:CD2	1:B:97:PHE:CE1	2.82	0.56
1:B:427:LEU:O	1:B:431:VAL:HG23	2.06	0.56
1:A:135:TYR:CD1	1:A:189:ARG:CZ	2.88	0.56
1:A:293:GLY:HA3	1:A:296:ASP:OD2	2.06	0.56
1:B:293:GLY:HA3	1:B:296:ASP:OD2	2.06	0.56
1:B:347:LYS:O	1:B:347:LYS:HG3	2.06	0.56
1:A:312:LYS:HG2	1:B:87:GLU:HG2	1.87	0.56
1:A:427:LEU:O	1:A:431:VAL:HG23	2.05	0.56
1:B:1:MET:CG	1:B:37:SER:HB3	2.36	0.56
1:B:135:TYR:CD1	1:B:189:ARG:CZ	2.88	0.56
1:B:300:ILE:HD13	1:B:303:LYS:HE3	1.88	0.56
1:B:380:ALA:C	1:B:381:LEU:CG	2.74	0.56
1:A:347:LYS:HG3	1:A:347:LYS:O	2.06	0.56
1:A:385:THR:CG2	1:A:386:TYR:N	2.69	0.56
1:A:293:GLY:O	1:A:296:ASP:N	2.32	0.55
1:A:369:ILE:CG2	1:A:370:GLY:H	2.18	0.55
1:B:95:LEU:HD23	1:B:97:PHE:HE1	1.63	0.55
1:B:219:ASP:OD1	1:B:221:SER:OG	2.23	0.55
1:B:247:MET:HE2	1:B:270:ILE:HD11	1.89	0.55
1:A:123:ARG:NH1	1:B:318:GLU:OE1	2.39	0.55
1:A:219:ASP:OD1	1:A:221:SER:OG	2.23	0.55
1:B:342:MET:O	1:B:343:GLY:O	2.24	0.55
1:B:376:ARG:O	1:B:379:ALA:N	2.40	0.55
1:B:425:ASN:O	1:B:429:LYS:HG3	2.06	0.55
1:B:75:TYR:CD2	1:B:297:ILE:CG2	2.85	0.55

Continued on next page...

Continued from previous page...

Atom-1	Atom-2	Interatomic distance (Å)	Clash overlap (Å)
1:B:427:LEU:O	1:B:428:LEU:C	2.45	0.55
1:A:376:ARG:O	1:A:379:ALA:N	2.40	0.55
1:A:379:ALA:HB3	1:A:417:LEU:HD11	1.88	0.55
1:B:293:GLY:O	1:B:296:ASP:N	2.32	0.55
1:A:51:ILE:HD13	1:A:74:VAL:HG22	1.88	0.55
1:B:85:ASP:OD1	1:B:285:LYS:CE	2.54	0.55
1:A:416:GLU:O	1:A:417:LEU:C	2.45	0.55
1:B:267:ILE:O	1:B:267:ILE:HG22	2.07	0.55
1:A:85:ASP:OD1	1:A:285:LYS:CE	2.54	0.55
1:A:409:LEU:HB3	1:A:413:GLU:OE1	2.07	0.55
1:B:379:ALA:HB3	1:B:417:LEU:HD11	1.88	0.54
1:B:143:LEU:HD13	1:B:154:VAL:HG13	1.88	0.54
1:B:329:LEU:HG	1:B:329:LEU:O	2.07	0.54
1:B:385:THR:CG2	1:B:386:TYR:N	2.69	0.54
1:A:40:ASN:HD22	1:A:42:LYS:CB	2.20	0.54
1:A:300:ILE:HD13	1:A:303:LYS:HZ2	1.72	0.54
1:B:129:LEU:HD23	1:B:183:ILE:HB	1.89	0.54
1:B:416:GLU:O	1:B:417:LEU:C	2.45	0.54
1:A:1:MET:CG	1:A:37:SER:HB3	2.36	0.54
1:A:77:GLU:O	1:A:78:LEU:C	2.41	0.54
1:A:247:MET:HE1	1:A:257:LEU:CD2	2.37	0.54
1:A:270:ILE:HG23	1:A:270:ILE:O	2.08	0.54
1:B:75:TYR:CE2	1:B:297:ILE:HG23	2.42	0.54
1:A:129:LEU:HD23	1:A:183:ILE:HB	1.89	0.54
1:A:163:PRO:O	1:A:164:ILE:C	2.46	0.54
1:A:221:SER:CA	1:A:250:THR:HG21	2.33	0.54
1:B:361:THR:CB	1:B:367:LEU:HG	2.38	0.54
1:A:329:LEU:O	1:A:329:LEU:HG	2.07	0.54
1:B:28:LYS:O	1:B:32:LYS:HD3	2.07	0.54
1:B:361:THR:HA	1:B:367:LEU:HD11	0.66	0.54
1:B:369:ILE:HA	1:B:373:LYS:HG2	1.89	0.54
1:A:101:LEU:HD12	1:A:113:ALA:HB2	1.90	0.54
1:A:267:ILE:HG22	1:A:267:ILE:O	2.07	0.54
1:A:336:ILE:HD11	1:A:377:TRP:HD1	1.73	0.54
1:A:425:ASN:O	1:A:429:LYS:HG3	2.06	0.54
1:B:409:LEU:HB3	1:B:413:GLU:OE1	2.07	0.54
1:A:369:ILE:HA	1:A:373:LYS:HG2	1.89	0.54
1:B:190:HIS:HB3	1:B:194:GLU:HB2	1.89	0.54
1:B:101:LEU:HD12	1:B:113:ALA:HB2	1.90	0.54
1:A:28:LYS:O	1:A:32:LYS:HD3	2.07	0.54
1:A:75:TYR:CE2	1:A:297:ILE:HG23	2.42	0.54

Continued on next page...

Continued from previous page...

Atom-1	Atom-2	Interatomic distance (Å)	Clash overlap (Å)
1:A:247:MET:HG3	1:A:270:ILE:HD11	1.90	0.54
1:A:293:GLY:CA	1:A:296:ASP:OD2	2.56	0.54
1:A:385:THR:HG23	1:B:384:MET:O	2.08	0.54
1:B:94:LYS:N	1:B:97:PHE:CE2	2.68	0.54
1:B:155:TYR:CE1	1:B:173:ILE:HD12	2.43	0.54
1:A:359:LEU:CD1	1:A:360:PRO:CD	2.60	0.53
1:A:403:ILE:CG2	1:A:414:VAL:HG21	2.38	0.53
1:B:51:ILE:HD13	1:B:74:VAL:HG22	1.88	0.53
1:B:105:GLN:O	1:B:106:GLY:O	2.26	0.53
1:B:162:ASN:O	1:B:166:ILE:HG13	2.08	0.53
1:B:209:LEU:O	1:B:210:LYS:C	2.46	0.53
1:B:381:LEU:N	1:B:381:LEU:CD2	2.62	0.53
1:B:403:ILE:CG2	1:B:414:VAL:HG21	2.37	0.53
1:A:19:TYR:CD2	1:A:66:ARG:NH2	2.76	0.53
1:A:105:GLN:O	1:A:106:GLY:O	2.26	0.53
1:A:361:THR:CB	1:A:367:LEU:HG	2.38	0.53
1:B:40:ASN:HD22	1:B:42:LYS:CB	2.20	0.53
1:B:380:ALA:O	1:B:381:LEU:CB	2.56	0.53
1:B:380:ALA:O	1:B:381:LEU:HG	2.08	0.53
1:A:380:ALA:O	1:A:382:ASN:OD1	2.26	0.53
1:A:380:ALA:C	1:A:381:LEU:CG	2.74	0.53
1:A:427:LEU:O	1:A:428:LEU:C	2.45	0.53
1:B:270:ILE:O	1:B:270:ILE:HG23	2.08	0.53
1:B:336:ILE:HD11	1:B:377:TRP:HD1	1.73	0.53
1:A:162:ASN:O	1:A:166:ILE:HG13	2.08	0.53
1:B:19:TYR:CD2	1:B:66:ARG:NH2	2.76	0.53
1:B:118:TYR:CZ	1:B:122:LYS:HE3	2.44	0.53
1:B:247:MET:HG3	1:B:270:ILE:HD11	1.91	0.53
1:B:343:GLY:O	1:B:348:VAL:HG21	2.09	0.53
1:A:9:VAL:HG13	1:A:71:ILE:HD12	1.90	0.53
1:B:1:MET:HG2	1:B:37:SER:HB3	1.91	0.53
1:B:75:TYR:OH	1:B:292:LEU:CD1	2.55	0.53
1:B:310:TYR:CZ	1:B:355:LEU:HD23	2.44	0.53
1:A:380:ALA:O	1:A:381:LEU:HG	2.08	0.53
1:B:9:VAL:HG13	1:B:71:ILE:HD12	1.90	0.53
1:B:380:ALA:O	1:B:382:ASN:OD1	2.26	0.53
1:A:23:VAL:O	1:A:24:ASP:C	2.46	0.53
1:B:155:TYR:CD2	1:B:170:GLY:CA	2.91	0.53
1:A:190:HIS:HB3	1:A:194:GLU:HB2	1.89	0.53
1:A:394:ILE:HG22	1:A:399:ARG:CZ	2.39	0.53
1:A:75:TYR:OH	1:A:292:LEU:CD1	2.55	0.53

Continued on next page...

Continued from previous page...

Atom-1	Atom-2	Interatomic distance (Å)	Clash overlap (Å)
1:A:155:TYR:CE1	1:A:173:ILE:HD12	2.43	0.53
1:A:167:ALA:HB1	1:A:209:LEU:CD1	2.36	0.53
1:A:300:ILE:O	1:A:303:LYS:CG	2.57	0.53
1:B:163:PRO:O	1:B:164:ILE:C	2.46	0.53
1:B:167:ALA:HB1	1:B:209:LEU:CD1	2.36	0.53
1:B:293:GLY:CA	1:B:296:ASP:OD2	2.56	0.53
1:A:70:PHE:O	1:A:71:ILE:C	2.46	0.53
1:A:380:ALA:O	1:A:381:LEU:CB	2.56	0.53
1:B:300:ILE:O	1:B:303:LYS:CG	2.57	0.53
1:A:15:GLY:HA2	1:A:67:LYS:HZ2	1.71	0.52
1:B:70:PHE:O	1:B:71:ILE:C	2.46	0.52
1:A:155:TYR:CD2	1:A:170:GLY:CA	2.91	0.52
1:A:299:SER:O	1:A:303:LYS:CG	2.56	0.52
1:B:23:VAL:O	1:B:24:ASP:C	2.45	0.52
1:B:431:VAL:O	1:B:432:LYS:HB2	2.09	0.52
1:A:313:ILE:CD1	1:A:331:ASP:OD1	2.56	0.52
1:B:143:LEU:O	1:B:143:LEU:HD22	2.10	0.52
1:B:394:ILE:HG22	1:B:399:ARG:CZ	2.39	0.52
1:A:372:GLU:C	1:A:374:ILE:HG22	2.30	0.52
1:B:64:LEU:HD11	1:B:303:LYS:HZ3	1.73	0.52
1:B:345:LEU:HG	1:B:346:SER:H	1.74	0.52
1:B:362:PRO:CD	1:B:367:LEU:HD23	2.33	0.52
1:A:1:MET:HG2	1:A:37:SER:HB3	1.91	0.52
1:A:75:TYR:CE1	1:A:292:LEU:HD12	2.44	0.52
1:A:343:GLY:O	1:A:348:VAL:HG21	2.09	0.52
1:A:357:ILE:O	1:A:358:MET:CB	2.57	0.52
1:A:377:TRP:CZ3	1:A:417:LEU:CD2	2.93	0.52
1:B:428:LEU:O	1:B:431:VAL:HG23	2.10	0.52
1:A:310:TYR:CZ	1:A:355:LEU:HD23	2.44	0.52
1:B:75:TYR:HD2	1:B:297:ILE:CG2	2.19	0.52
1:B:225:LYS:C	1:B:227:TYR:H	2.12	0.52
1:A:100:MET:HE3	1:A:209:LEU:HD12	1.90	0.52
1:A:384:MET:O	1:B:385:THR:HG23	2.09	0.52
1:A:428:LEU:O	1:A:431:VAL:HG23	2.10	0.52
1:B:372:GLU:C	1:B:374:ILE:HG22	2.30	0.52
1:A:118:TYR:CZ	1:A:122:LYS:HE3	2.44	0.52
1:A:209:LEU:O	1:A:210:LYS:C	2.46	0.52
1:B:295:GLY:HA2	1:B:298:GLU:CB	2.33	0.52
1:B:361:THR:CG2	1:B:365:ASP:O	2.58	0.52
1:B:374:ILE:HG23	1:B:375:ARG:N	2.24	0.52
1:A:58:GLU:O	1:A:69:TRP:NE1	2.43	0.51

Continued on next page...

Continued from previous page...

Atom-1	Atom-2	Interatomic distance (Å)	Clash overlap (Å)
1:A:225:LYS:C	1:A:227:TYR:H	2.13	0.51
1:A:330:ARG:HB3	1:A:389:LEU:O	2.10	0.51
1:B:377:TRP:CZ3	1:B:417:LEU:CD2	2.93	0.51
1:A:133:ASP:OD1	1:A:187:ALA:HB2	2.09	0.51
1:A:164:ILE:CG2	1:A:165:GLU:N	2.59	0.51
1:A:190:HIS:CG	1:A:197:LYS:CD	2.79	0.51
1:A:283:ASN:C	1:A:283:ASN:ND2	2.62	0.51
1:B:133:ASP:OD1	1:B:187:ALA:HB2	2.09	0.51
1:A:75:TYR:HD2	1:A:297:ILE:CG2	2.19	0.51
1:A:329:LEU:HD11	1:A:421:TYR:CG	2.45	0.51
1:B:83:GLY:HA2	1:B:261:VAL:HG13	1.92	0.51
1:B:329:LEU:HD11	1:B:421:TYR:CG	2.45	0.51
1:A:361:THR:CG2	1:A:365:ASP:O	2.58	0.51
1:A:417:LEU:O	1:A:421:TYR:CD1	2.64	0.51
1:A:431:VAL:O	1:A:432:LYS:HB2	2.09	0.51
1:B:75:TYR:CE1	1:B:292:LEU:HD12	2.44	0.51
1:A:40:ASN:ND2	1:A:42:LYS:CB	2.73	0.51
1:A:225:LYS:C	1:A:227:TYR:N	2.64	0.51
1:A:380:ALA:HB1	1:A:384:MET:SD	2.51	0.51
1:B:417:LEU:O	1:B:421:TYR:CD1	2.64	0.51
1:A:143:LEU:HD22	1:A:143:LEU:O	2.10	0.51
1:B:144:LEU:HD23	1:B:154:VAL:HB	1.91	0.51
1:B:168:LYS:HE3	1:B:208:VAL:HG13	1.93	0.51
1:A:40:ASN:HB3	1:A:43:LEU:HG	1.92	0.51
1:A:53:GLU:CG	1:A:57:LYS:HE3	2.40	0.51
1:A:259:ALA:O	1:A:262:ALA:HB3	2.11	0.51
1:A:310:TYR:OH	1:A:355:LEU:HA	2.11	0.51
1:A:346:SER:O	1:A:349:LEU:N	2.43	0.51
1:A:361:THR:HA	1:A:367:LEU:HD11	0.66	0.51
1:A:374:ILE:HG23	1:A:375:ARG:N	2.24	0.51
1:B:53:GLU:CG	1:B:57:LYS:HE3	2.40	0.51
1:B:225:LYS:C	1:B:227:TYR:N	2.64	0.51
1:B:283:ASN:C	1:B:283:ASN:ND2	2.62	0.51
1:B:310:TYR:OH	1:B:355:LEU:HA	2.11	0.51
1:B:374:ILE:C	1:B:376:ARG:N	2.64	0.51
1:A:163:PRO:HG2	1:A:164:ILE:N	2.22	0.51
1:A:295:GLY:HA2	1:A:298:GLU:CB	2.33	0.51
1:B:40:ASN:HB3	1:B:43:LEU:HG	1.92	0.51
1:B:330:ARG:HB3	1:B:389:LEU:O	2.10	0.51
1:B:380:ALA:HB1	1:B:384:MET:SD	2.51	0.51
1:A:168:LYS:HE3	1:A:208:VAL:HG13	1.93	0.51

Continued on next page...

Continued from previous page...

Atom-1	Atom-2	Interatomic distance (Å)	Clash overlap (Å)
1:B:299:SER:O	1:B:303:LYS:CG	2.56	0.51
1:A:63:VAL:O	1:A:63:VAL:CG1	2.59	0.50
1:A:75:TYR:CD2	1:A:297:ILE:CG2	2.85	0.50
1:A:384:MET:O	1:B:385:THR:CB	2.59	0.50
1:B:40:ASN:ND2	1:B:42:LYS:CB	2.73	0.50
1:B:61:PRO:O	1:B:62:SER:C	2.48	0.50
1:B:301:LEU:HG	1:B:301:LEU:O	2.11	0.50
1:A:61:PRO:O	1:A:62:SER:C	2.48	0.50
1:A:114:GLY:O	1:A:115:LYS:C	2.49	0.50
1:A:301:LEU:HG	1:A:301:LEU:O	2.11	0.50
1:B:131:ALA:HB2	1:B:143:LEU:HD12	1.92	0.50
1:A:6:ARG:HG3	1:A:292:LEU:CD2	2.37	0.50
1:A:83:GLY:HA2	1:A:261:VAL:HG13	1.92	0.50
1:A:195:GLU:O	1:A:196:THR:C	2.49	0.50
1:A:345:LEU:HG	1:A:346:SER:H	1.74	0.50
1:B:369:ILE:CG2	1:B:370:GLY:N	2.75	0.50
1:A:420:TRP:O	1:A:423:ASN:N	2.45	0.50
1:B:6:ARG:HG3	1:B:292:LEU:CD2	2.37	0.50
1:A:119:PHE:CE1	1:A:123:ARG:NE	2.73	0.50
1:B:101:LEU:HD23	1:B:215:ILE:HB	1.94	0.50
1:B:374:ILE:C	1:B:374:ILE:HD13	2.31	0.50
1:A:101:LEU:HD23	1:A:215:ILE:HB	1.94	0.50
1:A:144:LEU:HD23	1:A:154:VAL:HB	1.91	0.50
1:A:359:LEU:CB	1:A:360:PRO:HD2	2.36	0.50
1:A:369:ILE:CG2	1:A:370:GLY:N	2.75	0.50
1:B:346:SER:O	1:B:349:LEU:N	2.43	0.50
1:B:420:TRP:O	1:B:423:ASN:N	2.45	0.50
1:A:243:ILE:HG12	1:A:269:PHE:HB2	1.94	0.50
1:A:374:ILE:C	1:A:374:ILE:HD13	2.31	0.50
1:B:374:ILE:HD13	1:B:375:ARG:N	2.27	0.50
1:A:123:ARG:C	1:B:358:MET:O	2.50	0.50
1:B:115:LYS:O	1:B:118:TYR:HB3	2.12	0.50
1:B:349:LEU:HA	1:B:352:ILE:CB	2.36	0.50
1:A:374:ILE:HD13	1:A:375:ARG:N	2.27	0.50
1:B:87:GLU:OE1	1:B:283:ASN:OD1	2.30	0.49
1:B:259:ALA:O	1:B:262:ALA:HB3	2.11	0.49
1:A:244:ILE:HB	1:A:270:ILE:HG13	1.94	0.49
1:A:385:THR:CB	1:B:384:MET:O	2.60	0.49
1:A:418:LEU:HA	1:A:421:TYR:CD1	2.34	0.49
1:A:131:ALA:HB2	1:A:143:LEU:HD12	1.92	0.49
1:A:374:ILE:C	1:A:376:ARG:N	2.64	0.49

Continued on next page...

Continued from previous page...

Atom-1	Atom-2	Interatomic distance (Å)	Clash overlap (Å)
1:B:58:GLU:O	1:B:69:TRP:NE1	2.44	0.49
1:B:114:GLY:O	1:B:115:LYS:C	2.49	0.49
1:B:195:GLU:O	1:B:196:THR:C	2.49	0.49
1:B:243:ILE:HG12	1:B:269:PHE:HB2	1.94	0.49
1:A:300:ILE:HA	1:A:303:LYS:HE3	1.94	0.49
1:B:200:GLU:OE2	1:B:200:GLU:C	2.49	0.49
1:B:300:ILE:HD13	1:B:303:LYS:HZ2	1.77	0.49
1:A:281:THR:CB	1:B:315:LYS:HD3	2.42	0.49
1:A:115:LYS:O	1:A:118:TYR:HB3	2.12	0.49
1:A:40:ASN:HD22	1:A:42:LYS:H	1.61	0.49
1:A:200:GLU:OE1	1:A:201:GLU:N	2.46	0.49
1:B:63:VAL:O	1:B:63:VAL:CG1	2.59	0.49
1:A:242:VAL:HG12	1:A:243:ILE:N	2.27	0.49
1:B:357:ILE:O	1:B:358:MET:CB	2.57	0.49
1:B:377:TRP:CE3	1:B:377:TRP:N	2.81	0.49
1:A:349:LEU:O	1:A:352:ILE:N	2.43	0.48
1:B:163:PRO:CG	1:B:164:ILE:H	2.23	0.48
1:A:127:VAL:HA	1:A:181:ILE:O	2.14	0.48
1:B:100:MET:HE2	1:B:209:LEU:HD12	1.95	0.48
1:B:244:ILE:HB	1:B:270:ILE:HG13	1.94	0.48
1:A:207:ASP:C	1:A:207:ASP:OD1	2.52	0.48
1:B:100:MET:HE3	1:B:209:LEU:HD12	1.95	0.48
1:B:207:ASP:OD1	1:B:207:ASP:C	2.52	0.48
1:B:242:VAL:HG12	1:B:243:ILE:N	2.27	0.48
1:A:215:ILE:HG21	1:A:243:ILE:CD1	2.43	0.48
1:A:358:MET:O	1:B:123:ARG:C	2.52	0.48
1:B:300:ILE:HA	1:B:303:LYS:HE3	1.94	0.48
1:B:330:ARG:HB3	1:B:389:LEU:HB3	1.95	0.48
1:A:87:GLU:OE1	1:A:283:ASN:OD1	2.30	0.48
1:A:200:GLU:OE2	1:A:200:GLU:C	2.49	0.48
1:A:432:LYS:HE2	1:B:277:ASP:CB	2.40	0.48
1:B:107:SER:OG	1:B:109:LYS:HB2	2.13	0.48
1:B:168:LYS:CE	1:B:208:VAL:HG13	2.44	0.48
1:A:108:GLY:O	1:A:112:THR:OG1	2.25	0.48
1:A:234:HIS:NE2	1:A:265:ALA:CB	2.75	0.48
1:A:362:PRO:HD2	1:A:367:LEU:CD2	2.38	0.48
1:A:432:LYS:HE2	1:B:277:ASP:OD2	2.14	0.48
1:B:396:ASP:OD1	1:B:396:ASP:C	2.52	0.48
1:A:20:GLU:O	1:A:24:ASP:OD2	2.32	0.48
1:B:164:ILE:HD11	1:B:208:VAL:HG22	1.88	0.48
1:A:107:SER:OG	1:A:109:LYS:HB2	2.13	0.48

Continued on next page...

Continued from previous page...

Atom-1	Atom-2	Interatomic distance (Å)	Clash overlap (Å)
1:A:277:ASP:OD2	1:B:432:LYS:HE2	2.14	0.48
1:B:40:ASN:HD22	1:B:42:LYS:H	1.61	0.48
1:B:430:MET:HE3	1:B:430:MET:HA	1.95	0.48
1:A:168:LYS:CE	1:A:208:VAL:HG13	2.44	0.48
1:A:373:LYS:HE3	1:A:377:TRP:HH2	1.78	0.48
1:B:194:GLU:O	1:B:197:LYS:HG2	2.14	0.48
1:B:215:ILE:HG21	1:B:243:ILE:CD1	2.43	0.48
1:B:303:LYS:C	1:B:307:LEU:HG	2.31	0.48
1:B:370:GLY:O	1:B:373:LYS:HB3	2.14	0.48
1:A:315:LYS:HD3	1:B:281:THR:CB	2.44	0.47
1:A:377:TRP:CE3	1:A:377:TRP:N	2.81	0.47
1:B:127:VAL:HA	1:B:181:ILE:O	2.14	0.47
1:A:194:GLU:HA	1:A:197:LYS:HE3	1.96	0.47
1:A:194:GLU:O	1:A:197:LYS:HG2	2.14	0.47
1:A:376:ARG:O	1:A:379:ALA:CB	2.62	0.47
1:A:417:LEU:C	1:A:421:TYR:CD1	2.88	0.47
1:A:430:MET:HE3	1:A:430:MET:HA	1.96	0.47
1:A:74:VAL:O	1:A:75:TYR:C	2.53	0.47
1:A:291:ILE:O	1:A:292:LEU:CB	2.62	0.47
1:B:177:ASN:O	1:B:178:LYS:HB2	2.14	0.47
1:A:70:PHE:O	1:A:73:ILE:N	2.47	0.47
1:A:277:ASP:CB	1:B:432:LYS:HE2	2.41	0.47
1:A:383:SER:HB3	1:A:403:ILE:CA	2.44	0.47
1:B:163:PRO:HG2	1:B:164:ILE:N	2.22	0.47
1:B:247:MET:SD	1:B:270:ILE:HD11	2.55	0.47
1:B:221:SER:CA	1:B:250:THR:HG21	2.33	0.47
1:B:300:ILE:HD13	1:B:303:LYS:NZ	2.29	0.47
1:B:302:GLU:CD	1:B:341:LYS:HE3	2.35	0.47
1:B:417:LEU:C	1:B:421:TYR:CD1	2.88	0.47
1:A:141:ASP:O	1:A:145:GLN:HG3	2.15	0.47
1:B:376:ARG:O	1:B:379:ALA:CB	2.62	0.47
1:B:383:SER:HB3	1:B:403:ILE:CA	2.44	0.47
1:A:98:ILE:HD13	1:A:171:VAL:HG11	1.97	0.47
1:A:177:ASN:O	1:A:178:LYS:HB2	2.14	0.47
1:A:247:MET:SD	1:A:270:ILE:HD11	2.55	0.47
1:A:302:GLU:HB3	1:A:341:LYS:HB3	1.97	0.47
1:A:334:ALA:HA	1:A:337:ILE:HG22	1.97	0.47
1:A:370:GLY:O	1:A:373:LYS:HB3	2.14	0.47
1:A:418:LEU:CA	1:A:421:TYR:HD1	2.21	0.47
1:B:20:GLU:O	1:B:24:ASP:OD2	2.32	0.47
1:B:61:PRO:O	1:B:62:SER:O	2.33	0.47

Continued on next page...

Continued from previous page...

Atom-1	Atom-2	Interatomic distance (Å)	Clash overlap (Å)
1:B:194:GLU:HA	1:B:197:LYS:HE3	1.96	0.47
1:B:200:GLU:OE1	1:B:201:GLU:N	2.46	0.47
1:A:61:PRO:O	1:A:62:SER:O	2.33	0.47
1:A:317:MET:CE	1:A:328:THR:HB	2.45	0.47
1:B:98:ILE:HD13	1:B:171:VAL:HG11	1.97	0.47
1:A:362:PRO:CD	1:A:367:LEU:HD23	2.33	0.47
1:B:302:GLU:HB3	1:B:341:LYS:HB3	1.97	0.47
1:A:85:ASP:OD1	1:A:285:LYS:HE2	2.15	0.47
1:A:300:ILE:HD13	1:A:303:LYS:NZ	2.29	0.47
1:A:302:GLU:CD	1:A:341:LYS:HE3	2.34	0.47
1:B:235:GLN:C	1:B:237:SER:H	2.18	0.47
1:B:367:LEU:O	1:B:368:LYS:CB	2.63	0.47
1:A:115:LYS:HG2	1:A:276:ILE:O	2.14	0.46
1:A:235:GLN:C	1:A:237:SER:H	2.18	0.46
1:A:330:ARG:HB3	1:A:389:LEU:HB3	1.95	0.46
1:B:40:ASN:ND2	1:B:42:LYS:H	2.13	0.46
1:B:115:LYS:HG2	1:B:276:ILE:O	2.14	0.46
1:B:190:HIS:CG	1:B:197:LYS:CD	2.79	0.46
1:B:378:LEU:O	1:B:381:LEU:CG	2.60	0.46
1:A:40:ASN:ND2	1:A:42:LYS:HB2	2.31	0.46
1:A:119:PHE:CZ	1:A:123:ARG:CZ	2.98	0.46
1:A:135:TYR:CE1	1:A:189:ARG:NE	2.83	0.46
1:A:301:LEU:HD21	1:A:305:LYS:HZ1	1.77	0.46
1:A:367:LEU:O	1:A:368:LYS:CB	2.63	0.46
1:A:417:LEU:C	1:A:421:TYR:CE1	2.89	0.46
1:B:300:ILE:HA	1:B:303:LYS:HG2	1.97	0.46
1:B:317:MET:CE	1:B:328:THR:HB	2.45	0.46
1:B:334:ALA:CA	1:B:337:ILE:HG22	2.46	0.46
1:A:94:LYS:N	1:A:97:PHE:CE2	2.68	0.46
1:B:74:VAL:O	1:B:75:TYR:C	2.53	0.46
1:B:85:ASP:OD1	1:B:285:LYS:HE2	2.15	0.46
1:B:119:PHE:CE1	1:B:123:ARG:NE	2.74	0.46
1:B:230:ALA:O	1:B:231:SER:C	2.54	0.46
1:A:40:ASN:ND2	1:A:42:LYS:H	2.13	0.46
1:A:317:MET:SD	1:A:328:THR:CB	3.04	0.46
1:B:207:ASP:O	1:B:210:LYS:HG3	2.16	0.46
1:B:313:ILE:CD1	1:B:331:ASP:OD1	2.56	0.46
1:B:336:ILE:HG13	1:B:377:TRP:HB3	1.98	0.46
1:B:379:ALA:C	1:B:380:ALA:O	2.52	0.46
1:A:109:LYS:O	1:A:110:THR:HB	2.16	0.46
1:A:163:PRO:CG	1:A:164:ILE:H	2.23	0.46

Continued on next page...

Continued from previous page...

Atom-1	Atom-2	Interatomic distance (Å)	Clash overlap (Å)
1:A:215:ILE:CG2	1:A:243:ILE:HG13	2.46	0.46
1:A:230:ALA:O	1:A:231:SER:C	2.54	0.46
1:A:300:ILE:HA	1:A:303:LYS:HG2	1.97	0.46
1:B:270:ILE:O	1:B:270:ILE:CG2	2.64	0.46
1:B:298:GLU:O	1:B:302:GLU:HG2	2.16	0.46
1:A:193:GLY:N	1:A:195:GLU:OE2	2.42	0.46
1:A:334:ALA:CA	1:A:337:ILE:HG22	2.46	0.46
1:A:361:THR:HG23	1:A:367:LEU:HG	1.98	0.46
1:A:361:THR:CB	1:A:367:LEU:CD1	2.93	0.46
1:B:141:ASP:O	1:B:145:GLN:HG3	2.15	0.46
1:B:362:PRO:HD2	1:B:367:LEU:CD2	2.38	0.46
1:B:417:LEU:C	1:B:421:TYR:CE1	2.89	0.46
1:A:270:ILE:O	1:A:270:ILE:CG2	2.63	0.46
1:A:300:ILE:C	1:A:302:GLU:N	2.69	0.46
1:A:301:LEU:O	1:A:305:LYS:CD	2.61	0.46
1:A:303:LYS:C	1:A:307:LEU:HG	2.31	0.46
1:B:9:VAL:HG11	1:B:292:LEU:HD13	1.98	0.46
1:B:135:TYR:CE1	1:B:189:ARG:NE	2.83	0.46
1:B:397:LYS:O	1:B:398:SER:C	2.53	0.46
1:A:125:TYR:CD2	1:B:358:MET:SD	3.09	0.46
1:A:336:ILE:HG13	1:A:377:TRP:HB3	1.98	0.46
1:B:303:LYS:O	1:B:307:LEU:CG	2.49	0.46
1:A:330:ARG:CB	1:A:389:LEU:HB3	2.46	0.46
1:A:300:ILE:CD1	1:A:303:LYS:HZ2	2.28	0.46
1:B:298:GLU:C	1:B:300:ILE:N	2.67	0.46
1:B:310:TYR:HA	1:B:335:GLN:NE2	2.29	0.46
1:B:334:ALA:HA	1:B:337:ILE:HG22	1.97	0.46
1:B:361:THR:CB	1:B:367:LEU:CD1	2.93	0.46
1:B:378:LEU:CA	1:B:381:LEU:HD11	2.45	0.46
1:A:75:TYR:CZ	1:A:292:LEU:HD12	2.50	0.45
1:A:122:LYS:C	1:A:124:GLY:N	2.70	0.45
1:B:307:LEU:HD23	1:B:307:LEU:N	2.31	0.45
1:A:292:LEU:HD23	1:A:292:LEU:HA	1.61	0.45
1:A:396:ASP:OD1	1:A:396:ASP:C	2.52	0.45
1:B:392:PRO:O	1:B:395:ILE:HG13	2.16	0.45
1:A:378:LEU:O	1:A:381:LEU:CG	2.60	0.45
1:B:2:LEU:HD13	1:B:291:ILE:CG2	2.46	0.45
1:B:94:LYS:O	1:B:96:PRO:O	2.34	0.45
1:B:40:ASN:ND2	1:B:42:LYS:HB2	2.31	0.45
1:B:70:PHE:O	1:B:73:ILE:N	2.47	0.45
1:B:119:PHE:CZ	1:B:123:ARG:CZ	2.98	0.45

Continued on next page...

Continued from previous page...

Atom-1	Atom-2	Interatomic distance (Å)	Clash overlap (Å)
1:B:215:ILE:CG2	1:B:243:ILE:HG13	2.46	0.45
1:B:301:LEU:O	1:B:305:LYS:CD	2.61	0.45
1:A:235:GLN:C	1:A:237:SER:N	2.70	0.45
1:A:307:LEU:N	1:A:307:LEU:HD23	2.31	0.45
1:A:335:GLN:O	1:A:338:ALA:HB3	2.17	0.45
1:B:2:LEU:HD11	1:B:288:VAL:HA	1.98	0.45
1:B:75:TYR:CZ	1:B:292:LEU:HD12	2.50	0.45
1:A:9:VAL:HG11	1:A:292:LEU:HD13	1.98	0.45
1:A:93:THR:HG22	1:A:93:THR:O	2.16	0.45
1:A:207:ASP:O	1:A:210:LYS:HG3	2.16	0.45
1:A:298:GLU:O	1:A:302:GLU:HG2	2.16	0.45
1:A:349:LEU:HA	1:A:352:ILE:CB	2.36	0.45
1:A:392:PRO:O	1:A:395:ILE:HG13	2.17	0.45
1:B:93:THR:O	1:B:93:THR:HG22	2.16	0.45
1:B:109:LYS:O	1:B:110:THR:HB	2.16	0.45
1:B:111:THR:HG22	1:B:115:LYS:HE3	1.98	0.45
1:B:116:LEU:HD12	1:B:116:LEU:HA	1.70	0.45
1:B:212:ASP:O	1:B:213:ASP:OD1	2.35	0.45
1:B:335:GLN:O	1:B:338:ALA:HB3	2.17	0.45
1:A:2:LEU:HD11	1:A:288:VAL:HA	1.98	0.45
1:A:125:TYR:CG	1:B:358:MET:SD	3.10	0.45
1:A:417:LEU:CB	1:A:421:TYR:HE1	2.21	0.45
1:B:300:ILE:CA	1:B:303:LYS:HG2	2.47	0.45
1:B:317:MET:SD	1:B:328:THR:CB	3.04	0.45
1:B:391:ASN:O	1:B:392:PRO:C	2.55	0.45
1:A:94:LYS:O	1:A:96:PRO:O	2.34	0.45
1:A:164:ILE:HD11	1:A:208:VAL:HG22	1.88	0.45
1:A:168:LYS:HG3	1:A:172:ASP:OD2	2.17	0.45
1:B:300:ILE:C	1:B:302:GLU:H	2.19	0.45
1:B:40:ASN:HD22	1:B:42:LYS:HB3	1.82	0.45
1:B:300:ILE:HA	1:B:303:LYS:CD	2.47	0.45
1:A:50:LYS:HD3	1:A:77:GLU:OE1	2.17	0.45
1:A:94:LYS:CA	1:A:97:PHE:CZ	3.00	0.45
1:A:336:ILE:HD11	1:A:377:TRP:CD1	2.52	0.45
1:A:397:LYS:O	1:A:398:SER:C	2.53	0.45
1:B:301:LEU:O	1:B:305:LYS:CG	2.65	0.45
1:B:330:ARG:CB	1:B:389:LEU:HB3	2.46	0.45
1:B:372:GLU:O	1:B:374:ILE:CG2	2.62	0.45
1:A:100:MET:HE2	1:A:209:LEU:HD12	2.00	0.44
1:A:300:ILE:C	1:A:302:GLU:H	2.19	0.44
1:A:300:ILE:CA	1:A:303:LYS:HG2	2.47	0.44

Continued on next page...

Continued from previous page...

Atom-1	Atom-2	Interatomic distance (Å)	Clash overlap (Å)
1:A:373:LYS:O	1:A:373:LYS:HG3	2.17	0.44
1:B:373:LYS:HG3	1:B:373:LYS:O	2.17	0.44
1:A:212:ASP:O	1:A:213:ASP:OD1	2.35	0.44
1:A:300:ILE:HA	1:A:303:LYS:CD	2.47	0.44
1:A:301:LEU:O	1:A:305:LYS:CG	2.65	0.44
1:A:335:GLN:HA	1:A:335:GLN:OE1	2.17	0.44
1:B:207:ASP:OD1	1:B:210:LYS:NZ	2.50	0.44
1:B:234:HIS:NE2	1:B:265:ALA:CB	2.75	0.44
1:B:418:LEU:CA	1:B:421:TYR:HD1	2.22	0.44
1:A:157:GLU:OE2	1:A:169:LYS:HD2	2.17	0.44
1:A:336:ILE:HA	1:A:339:LEU:HD23	1.99	0.44
1:B:30:LEU:HD23	1:B:48:THR:CG2	2.47	0.44
1:B:47:LEU:CD1	1:B:77:GLU:HB3	2.48	0.44
1:B:150:ILE:HG13	1:B:152:VAL:CG2	2.39	0.44
1:B:168:LYS:HG3	1:B:172:ASP:OD2	2.17	0.44
1:B:349:LEU:O	1:B:352:ILE:N	2.43	0.44
1:B:361:THR:HG23	1:B:367:LEU:HG	1.98	0.44
1:A:298:GLU:C	1:A:300:ILE:N	2.67	0.44
1:B:23:VAL:HG13	1:B:70:PHE:CZ	2.53	0.44
1:B:192:TYR:HE1	1:B:229:LEU:HD23	1.83	0.44
1:B:336:ILE:HA	1:B:339:LEU:HD23	1.99	0.44
1:A:47:LEU:CD1	1:A:77:GLU:HB3	2.48	0.44
1:A:53:GLU:O	1:A:57:LYS:HG3	2.18	0.44
1:A:111:THR:HG22	1:A:115:LYS:HE3	1.98	0.44
1:A:198:LEU:O	1:A:201:GLU:HB3	2.18	0.44
1:B:53:GLU:O	1:B:57:LYS:HG3	2.18	0.44
1:B:157:GLU:OE2	1:B:169:LYS:HD2	2.17	0.44
1:B:333:TYR:O	1:B:334:ALA:C	2.55	0.44
1:A:71:ILE:O	1:A:74:VAL:HB	2.18	0.44
1:A:378:LEU:CA	1:A:381:LEU:HD11	2.45	0.44
1:B:94:LYS:CA	1:B:97:PHE:CZ	3.00	0.44
1:A:40:ASN:HD22	1:A:42:LYS:HB3	1.82	0.44
1:A:302:GLU:CD	1:A:341:LYS:CD	2.86	0.44
1:A:402:ARG:CB	1:B:402:ARG:NH1	2.79	0.44
1:B:410:GLU:HG2	1:B:411:VAL:N	2.33	0.44
1:A:23:VAL:HG13	1:A:70:PHE:CZ	2.53	0.44
1:B:50:LYS:HD3	1:B:77:GLU:OE1	2.17	0.44
1:B:164:ILE:O	1:B:165:GLU:C	2.56	0.44
1:B:291:ILE:O	1:B:292:LEU:CB	2.62	0.44
1:B:300:ILE:C	1:B:302:GLU:N	2.69	0.44
1:B:335:GLN:HA	1:B:335:GLN:OE1	2.17	0.44

Continued on next page...

Continued from previous page...

Atom-1	Atom-2	Interatomic distance (Å)	Clash overlap (Å)
1:B:361:THR:HA	1:B:367:LEU:CG	2.40	0.44
1:A:164:ILE:O	1:A:165:GLU:C	2.56	0.44
1:A:303:LYS:HG3	1:A:304:VAL:N	2.30	0.44
1:A:348:VAL:HG12	1:A:352:ILE:CD1	2.45	0.44
1:B:69:TRP:CD1	1:B:73:ILE:HD11	2.53	0.44
1:B:298:GLU:O	1:B:299:SER:C	2.56	0.44
1:A:207:ASP:OD1	1:A:210:LYS:NZ	2.50	0.43
1:A:244:ILE:HG13	1:A:267:ILE:HD13	1.99	0.43
1:B:122:LYS:C	1:B:124:GLY:N	2.70	0.43
1:B:198:LEU:O	1:B:201:GLU:HB3	2.18	0.43
1:A:41:VAL:O	1:A:41:VAL:CG1	2.65	0.43
1:A:64:LEU:HD11	1:A:303:LYS:HZ3	1.83	0.43
1:A:69:TRP:CD1	1:A:73:ILE:HD11	2.53	0.43
1:B:71:ILE:O	1:B:74:VAL:HB	2.18	0.43
1:B:78:LEU:O	1:B:79:SER:C	2.56	0.43
1:B:302:GLU:CD	1:B:341:LYS:CD	2.86	0.43
1:A:2:LEU:HD23	1:A:2:LEU:HA	1.79	0.43
1:A:104:VAL:HG21	1:A:192:TYR:CE2	2.53	0.43
1:A:109:LYS:HE2	1:A:186:THR:O	2.18	0.43
1:A:176:LYS:O	1:A:177:ASN:C	2.56	0.43
1:A:176:LYS:O	1:A:178:LYS:HG2	2.18	0.43
1:A:298:GLU:O	1:A:299:SER:C	2.56	0.43
1:A:349:LEU:HA	1:A:352:ILE:HD12	2.00	0.43
1:A:372:GLU:O	1:A:374:ILE:CG2	2.62	0.43
1:B:41:VAL:O	1:B:41:VAL:CG1	2.65	0.43
1:A:2:LEU:HD13	1:A:291:ILE:CG2	2.46	0.43
1:B:235:GLN:C	1:B:237:SER:N	2.70	0.43
1:B:349:LEU:HA	1:B:352:ILE:HD12	2.00	0.43
1:A:83:GLY:HA2	1:A:261:VAL:CG1	2.48	0.43
1:A:163:PRO:O	1:A:166:ILE:N	2.52	0.43
1:A:199:LEU:HA	1:A:202:MET:SD	2.59	0.43
1:A:410:GLU:HG2	1:A:411:VAL:N	2.33	0.43
1:B:131:ALA:O	1:B:140:TYR:CE2	2.69	0.43
1:A:192:TYR:HE1	1:A:229:LEU:HD23	1.83	0.43
1:B:2:LEU:HD23	1:B:2:LEU:HA	1.79	0.43
1:B:119:PHE:HZ	1:B:123:ARG:HH21	1.48	0.43
1:B:244:ILE:HG13	1:B:267:ILE:HD13	1.99	0.43
1:B:293:GLY:O	1:B:296:ASP:HB2	2.18	0.43
1:B:403:ILE:HG22	1:B:414:VAL:CG2	2.45	0.43
1:B:417:LEU:CB	1:B:421:TYR:HE1	2.21	0.43
1:A:293:GLY:O	1:A:296:ASP:HB2	2.18	0.43

Continued on next page...

Continued from previous page...

Atom-1	Atom-2	Interatomic distance (Å)	Clash overlap (Å)
1:B:105:GLN:O	1:B:106:GLY:C	2.56	0.43
1:B:163:PRO:O	1:B:166:ILE:N	2.52	0.43
1:B:302:GLU:CD	1:B:341:LYS:HD2	2.39	0.43
1:A:247:MET:HG3	1:A:270:ILE:CD1	2.48	0.43
1:A:291:ILE:O	1:A:291:ILE:HG13	2.19	0.43
1:A:301:LEU:HD21	1:A:305:LYS:HZ2	1.83	0.43
1:A:358:MET:SD	1:B:125:TYR:CD2	3.12	0.43
1:B:2:LEU:HB3	1:B:291:ILE:HG22	2.01	0.43
1:B:199:LEU:HA	1:B:202:MET:SD	2.59	0.43
1:B:336:ILE:HD11	1:B:377:TRP:CD1	2.52	0.43
1:B:348:VAL:HG12	1:B:352:ILE:CD1	2.45	0.43
1:B:109:LYS:HE2	1:B:186:THR:O	2.18	0.43
1:B:247:MET:HG3	1:B:270:ILE:CD1	2.48	0.43
1:B:291:ILE:O	1:B:291:ILE:HG13	2.19	0.43
1:B:303:LYS:HG3	1:B:304:VAL:N	2.30	0.43
1:A:131:ALA:O	1:A:140:TYR:CE2	2.69	0.43
1:A:175:VAL:HG12	1:A:175:VAL:O	2.19	0.43
1:B:127:VAL:HG12	1:B:128:GLY:N	2.34	0.43
1:B:146:LEU:HD22	1:B:276:ILE:HD13	2.00	0.43
1:B:210:LYS:N	1:B:211:PRO:CD	2.82	0.43
1:A:124:GLY:HA3	1:B:359:LEU:N	2.34	0.42
1:A:219:ASP:CG	1:A:221:SER:HG	2.19	0.42
1:A:333:TYR:O	1:A:334:ALA:C	2.55	0.42
1:A:391:ASN:O	1:A:392:PRO:C	2.55	0.42
1:B:104:VAL:HG21	1:B:192:TYR:CE2	2.53	0.42
1:B:163:PRO:CG	1:B:164:ILE:N	2.82	0.42
1:A:403:ILE:HG22	1:A:414:VAL:CG2	2.45	0.42
1:B:40:ASN:O	1:B:44:VAL:HG23	2.19	0.42
1:B:176:LYS:O	1:B:178:LYS:HG2	2.18	0.42
1:A:302:GLU:CD	1:A:341:LYS:HD2	2.39	0.42
1:B:107:SER:C	1:B:109:LYS:N	2.71	0.42
1:B:335:GLN:CB	1:B:355:LEU:HD22	2.46	0.42
1:A:37:SER:O	1:A:38:ASP:HB3	2.19	0.42
1:B:83:GLY:HA2	1:B:261:VAL:CG1	2.48	0.42
1:B:157:GLU:HB2	1:B:160:ASN:HD22	1.77	0.42
1:A:210:LYS:N	1:A:211:PRO:CD	2.82	0.42
1:B:383:SER:O	1:B:384:MET:HG3	2.20	0.42
1:A:2:LEU:HB3	1:A:291:ILE:HG22	2.01	0.42
1:A:30:LEU:HD23	1:A:48:THR:CG2	2.47	0.42
1:A:72:SER:OG	1:A:73:ILE:N	2.53	0.42
1:A:76:ASP:O	1:A:79:SER:HB3	2.19	0.42

Continued on next page...

Continued from previous page...

Atom-1	Atom-2	Interatomic distance (Å)	Clash overlap (Å)
1:A:222:ILE:HD12	1:A:222:ILE:HA	1.93	0.42
1:A:299:SER:C	1:A:303:LYS:HE3	2.40	0.42
1:A:383:SER:O	1:A:384:MET:HG3	2.20	0.42
1:B:302:GLU:CD	1:B:341:LYS:CE	2.88	0.42
1:B:368:LYS:O	1:B:369:ILE:HB	2.20	0.42
1:A:310:TYR:OH	1:A:354:GLY:O	2.37	0.42
1:A:358:MET:SD	1:B:125:TYR:CG	3.13	0.42
1:A:376:ARG:O	1:A:379:ALA:HB3	2.19	0.42
1:B:283:ASN:HD21	1:B:285:LYS:HG2	1.85	0.42
1:A:40:ASN:O	1:A:44:VAL:HG23	2.19	0.42
1:A:146:LEU:HD22	1:A:276:ILE:HD13	2.00	0.42
1:A:334:ALA:C	1:A:337:ILE:HG22	2.40	0.42
1:A:383:SER:HB2	1:A:403:ILE:HG23	1.97	0.42
1:B:35:ILE:O	1:B:36:SER:C	2.57	0.42
1:B:37:SER:O	1:B:38:ASP:HB3	2.20	0.42
1:A:167:ALA:C	1:A:209:LEU:HD21	2.40	0.42
1:A:227:TYR:O	1:A:228:ASP:C	2.57	0.42
1:A:303:LYS:O	1:A:307:LEU:CG	2.49	0.42
1:B:13:LEU:HA	1:B:13:LEU:HD23	1.84	0.42
1:A:283:ASN:HD21	1:A:285:LYS:HG2	1.85	0.42
1:B:76:ASP:O	1:B:79:SER:HB3	2.19	0.42
1:B:227:TYR:O	1:B:228:ASP:C	2.57	0.42
1:A:105:GLN:O	1:A:106:GLY:C	2.56	0.41
1:A:302:GLU:CD	1:A:341:LYS:CE	2.88	0.41
1:B:121:LYS:O	1:B:124:GLY:N	2.52	0.41
1:B:202:MET:O	1:B:203:LYS:C	2.59	0.41
1:B:347:LYS:HD2	1:B:350:GLN:HE21	1.84	0.41
1:A:127:VAL:HG12	1:A:128:GLY:N	2.34	0.41
1:B:20:GLU:HA	1:B:20:GLU:OE1	2.20	0.41
1:B:298:GLU:O	1:B:300:ILE:N	2.54	0.41
1:B:377:TRP:CA	1:B:377:TRP:HE3	2.33	0.41
1:A:284:ALA:O	1:A:286:ARG:N	2.52	0.41
1:B:64:LEU:CD1	1:B:303:LYS:HZ3	2.33	0.41
1:B:113:ALA:O	1:B:129:LEU:HD21	2.21	0.41
1:B:116:LEU:HD23	1:B:183:ILE:HD13	2.03	0.41
1:A:1:MET:SD	1:A:37:SER:OG	2.79	0.41
1:A:116:LEU:HD23	1:A:183:ILE:HD13	2.03	0.41
1:A:138:ALA:O	1:A:142:GLN:HB2	2.20	0.41
1:A:379:ALA:C	1:A:380:ALA:O	2.52	0.41
1:A:381:LEU:HB2	1:A:382:ASN:H	1.54	0.41
1:B:299:SER:C	1:B:303:LYS:HE3	2.40	0.41

Continued on next page...

Continued from previous page...

Atom-1	Atom-2	Interatomic distance (Å)	Clash overlap (Å)
1:B:334:ALA:C	1:B:337:ILE:HG22	2.39	0.41
1:B:373:LYS:HE3	1:B:377:TRP:HH2	1.78	0.41
1:B:383:SER:HB3	1:B:403:ILE:HA	2.03	0.41
1:A:350:GLN:HG3	1:A:351:HIS:CD2	2.56	0.41
1:B:15:GLY:HA2	1:B:67:LYS:HZ2	1.78	0.41
1:B:138:ALA:O	1:B:142:GLN:HB2	2.20	0.41
1:B:284:ALA:O	1:B:286:ARG:N	2.52	0.41
1:B:350:GLN:HG3	1:B:351:HIS:CD2	2.56	0.41
1:B:376:ARG:O	1:B:379:ALA:HB3	2.19	0.41
1:A:368:LYS:O	1:A:369:ILE:HB	2.20	0.41
1:A:381:LEU:N	1:A:381:LEU:CD2	2.62	0.41
1:B:219:ASP:CG	1:B:221:SER:HG	2.21	0.41
1:B:244:ILE:HG21	1:B:257:LEU:CD1	2.51	0.41
1:A:107:SER:C	1:A:109:LYS:N	2.71	0.41
1:A:202:MET:O	1:A:203:LYS:C	2.58	0.41
1:A:333:TYR:O	1:A:337:ILE:HG22	2.21	0.41
1:A:402:ARG:NH1	1:B:402:ARG:CB	2.79	0.41
1:B:383:SER:HB2	1:B:403:ILE:HG23	1.97	0.41
1:A:143:LEU:HA	1:A:143:LEU:HD23	1.81	0.41
1:A:335:GLN:CB	1:A:355:LEU:HD22	2.46	0.41
1:A:379:ALA:HB1	1:A:409:LEU:HD11	2.03	0.41
1:A:430:MET:HA	1:A:430:MET:CE	2.50	0.41
1:B:168:LYS:HE3	1:B:208:VAL:CG1	2.51	0.41
1:A:20:GLU:HA	1:A:20:GLU:OE1	2.20	0.41
1:A:78:LEU:O	1:A:79:SER:C	2.56	0.41
1:A:113:ALA:O	1:A:129:LEU:HD21	2.20	0.41
1:A:116:LEU:HA	1:A:116:LEU:HD12	1.70	0.41
1:A:131:ALA:HB1	1:A:140:TYR:CD2	2.56	0.41
1:A:157:GLU:HB2	1:A:160:ASN:HD22	1.77	0.41
1:A:284:ALA:O	1:A:287:PHE:N	2.54	0.41
1:A:347:LYS:HD2	1:A:350:GLN:HE21	1.84	0.41
1:B:167:ALA:C	1:B:209:LEU:HD21	2.40	0.41
1:B:175:VAL:O	1:B:175:VAL:HG12	2.19	0.41
1:B:300:ILE:CD1	1:B:303:LYS:HZ2	2.33	0.41
1:A:47:LEU:C	1:A:49:ALA:H	2.24	0.41
1:A:168:LYS:HE3	1:A:208:VAL:CG1	2.51	0.41
1:A:179:MET:HA	1:A:179:MET:HE1	1.99	0.41
1:A:310:TYR:HA	1:A:335:GLN:NE2	2.29	0.41
1:B:264:GLY:O	1:B:265:ALA:O	2.39	0.41
1:B:381:LEU:HB2	1:B:382:ASN:H	1.53	0.41
1:A:347:LYS:O	1:A:347:LYS:CG	2.69	0.40

Continued on next page...

Continued from previous page...

Atom-1	Atom-2	Interatomic distance (Å)	Clash overlap (Å)
1:A:430:MET:O	1:A:432:LYS:N	2.55	0.40
1:B:6:ARG:CA	1:B:292:LEU:HD21	2.51	0.40
1:B:131:ALA:HB1	1:B:140:TYR:CD2	2.56	0.40
1:B:377:TRP:O	1:B:381:LEU:HD11	2.22	0.40
1:B:423:ASN:O	1:B:423:ASN:ND2	2.55	0.40
1:A:35:ILE:O	1:A:36:SER:C	2.57	0.40
1:A:119:PHE:CE1	1:A:123:ARG:NH2	2.88	0.40
1:A:121:LYS:O	1:A:124:GLY:N	2.52	0.40
1:A:264:GLY:O	1:A:265:ALA:O	2.39	0.40
1:A:281:THR:HG21	1:B:315:LYS:HZ2	1.77	0.40
1:A:383:SER:HB3	1:A:403:ILE:HA	2.03	0.40
1:A:420:TRP:O	1:A:421:TYR:C	2.60	0.40
1:B:127:VAL:HG13	1:B:181:ILE:O	2.22	0.40
1:B:312:LYS:O	1:B:315:LYS:N	2.54	0.40
1:B:331:ASP:O	1:B:332:VAL:CB	2.70	0.40
1:A:298:GLU:O	1:A:300:ILE:N	2.54	0.40
1:A:377:TRP:O	1:A:381:LEU:HD11	2.21	0.40
1:A:397:LYS:N	1:A:400:MET:CE	2.85	0.40
1:A:419:GLU:O	1:A:419:GLU:HG3	2.21	0.40
1:B:47:LEU:C	1:B:49:ALA:H	2.24	0.40
1:B:329:LEU:HD22	1:B:392:PRO:CG	2.51	0.40
1:B:349:LEU:N	1:B:352:ILE:HD12	2.37	0.40
1:B:380:ALA:O	1:B:381:LEU:CG	2.70	0.40
1:A:127:VAL:HG13	1:A:181:ILE:O	2.22	0.40
1:A:313:ILE:HG21	1:A:335:GLN:NE2	2.37	0.40
1:B:333:TYR:O	1:B:337:ILE:HG22	2.21	0.40
1:B:83:GLY:CA	1:B:261:VAL:CG1	3.00	0.40
1:B:430:MET:HA	1:B:430:MET:CE	2.51	0.40

All (43) symmetry-related close contacts are listed below. The label for Atom-2 includes the symmetry operator and encoded unit-cell translations to be applied.

Atom-1	Atom-2	Interatomic distance (Å)	Clash overlap (Å)
1:A:360:PRO:CB	1:B:362:PRO:CA[8_454]	1.18	1.02
1:A:362:PRO:CA	1:B:360:PRO:CB[8_454]	1.24	0.96
1:A:200:GLU:CB	1:B:203:LYS:CB[6_555]	1.41	0.79
1:A:203:LYS:CB	1:B:200:GLU:CB[6_555]	1.45	0.75
1:A:360:PRO:CB	1:B:362:PRO:CB[8_454]	1.57	0.63
1:A:362:PRO:CB	1:B:360:PRO:CB[8_454]	1.69	0.51
1:A:362:PRO:C	1:B:360:PRO:CB[8_454]	1.78	0.42

Continued on next page...

Continued from previous page...

Atom-1	Atom-2	Interatomic distance (Å)	Clash overlap (Å)
1:A:360:PRO:CB	1:B:362:PRO:C[8_454]	1.79	0.41
1:A:367:LEU:CD1	1:B:367:LEU:CD2[8_454]	1.83	0.37
1:A:196:THR:CB	1:B:207:ASP:CB[6_555]	1.85	0.35
1:A:207:ASP:CB	1:B:196:THR:CB[6_555]	1.85	0.35
1:A:200:GLU:O	1:B:200:GLU:O[6_555]	1.89	0.31
1:A:204:GLU:CB	1:B:197:LYS:CA[6_555]	1.90	0.30
1:A:367:LEU:CD2	1:B:367:LEU:CD1[8_454]	1.90	0.30
1:A:197:LYS:CA	1:B:204:GLU:CB[6_555]	1.92	0.28
1:A:207:ASP:CB	1:B:196:THR:CG2[6_555]	1.92	0.28
1:A:196:THR:CG2	1:B:207:ASP:CB[6_555]	1.93	0.27
1:A:200:GLU:CG	1:B:204:GLU:N[6_555]	2.03	0.17
1:A:204:GLU:N	1:B:200:GLU:CG[6_555]	2.03	0.17
1:A:41:VAL:CG1	1:B:41:VAL:CG1[6_554]	2.04	0.16
1:A:207:ASP:OD2	1:B:196:THR:OG1[6_555]	2.04	0.16
1:A:360:PRO:CA	1:B:362:PRO:CA[8_454]	2.04	0.16
1:A:196:THR:OG1	1:B:207:ASP:OD2[6_555]	2.07	0.13
1:A:207:ASP:CG	1:B:196:THR:OG1[6_555]	2.10	0.10
1:A:362:PRO:CA	1:B:360:PRO:CA[8_454]	2.10	0.10
1:A:207:ASP:OD2	1:B:196:THR:CB[6_555]	2.12	0.08
1:A:363:SER:N	1:B:360:PRO:CB[8_454]	2.12	0.08
1:A:196:THR:OG1	1:B:207:ASP:CG[6_555]	2.13	0.07
1:A:196:THR:CB	1:B:207:ASP:OD2[6_555]	2.13	0.07
1:A:197:LYS:CA	1:B:204:GLU:CA[6_555]	2.14	0.06
1:A:204:GLU:CA	1:B:197:LYS:CA[6_555]	2.14	0.06
1:A:200:GLU:C	1:B:200:GLU:O[6_555]	2.15	0.05
1:A:200:GLU:O	1:B:200:GLU:C[6_555]	2.15	0.05
1:A:197:LYS:CB	1:B:204:GLU:CB[6_555]	2.16	0.04
1:A:200:GLU:CG	1:B:200:GLU:O[6_555]	2.16	0.04
1:A:204:GLU:CB	1:B:197:LYS:CB[6_555]	2.16	0.04
1:A:200:GLU:O	1:B:200:GLU:CG[6_555]	2.17	0.03
1:A:200:GLU:CA	1:B:203:LYS:CB[6_555]	2.17	0.03
1:A:200:GLU:OE2	1:B:200:GLU:OE2[6_555]	2.19	0.01
1:A:200:GLU:OE1	1:B:204:GLU:CB[6_555]	2.19	0.01
1:A:200:GLU:CB	1:B:203:LYS:CA[6_555]	2.19	0.01
1:A:203:LYS:CB	1:B:200:GLU:CA[6_555]	2.19	0.01
1:A:204:GLU:CB	1:B:200:GLU:OE1[6_555]	2.19	0.01

5.3 Torsion angles [i](#)

5.3.1 Protein backbone [i](#)

In the following table, the Percentiles column shows the percent Ramachandran outliers of the chain as a percentile score with respect to all X-ray entries followed by that with respect to entries of similar resolution.

The Analysed column shows the number of residues for which the backbone conformation was analysed, and the total number of residues.

Mol	Chain	Analysed	Favoured	Allowed	Outliers	Percentiles	
1	A	421/440 (96%)	294 (70%)	87 (21%)	40 (10%)	0	10
1	B	421/440 (96%)	293 (70%)	88 (21%)	40 (10%)	0	10
All	All	842/880 (96%)	587 (70%)	175 (21%)	80 (10%)	0	10

All (80) Ramachandran outliers are listed below:

Mol	Chain	Res	Type
1	A	63	VAL
1	A	236	ALA
1	A	265	ALA
1	A	332	VAL
1	A	343	GLY
1	A	347	LYS
1	A	357	ILE
1	A	358	MET
1	A	359	LEU
1	A	369	ILE
1	A	373	LYS
1	A	379	ALA
1	A	380	ALA
1	B	63	VAL
1	B	236	ALA
1	B	265	ALA
1	B	332	VAL
1	B	343	GLY
1	B	347	LYS
1	B	357	ILE
1	B	358	MET
1	B	359	LEU
1	B	369	ILE
1	B	373	LYS
1	B	379	ALA

Continued on next page...

Continued from previous page...

Mol	Chain	Res	Type
1	B	380	ALA
1	A	15	GLY
1	A	16	SER
1	A	62	SER
1	A	106	GLY
1	A	110	THR
1	A	177	ASN
1	A	179	MET
1	A	284	ALA
1	A	292	LEU
1	A	300	ILE
1	A	329	LEU
1	A	356	GLY
1	A	368	LYS
1	A	404	ALA
1	B	15	GLY
1	B	16	SER
1	B	62	SER
1	B	106	GLY
1	B	110	THR
1	B	177	ASN
1	B	179	MET
1	B	284	ALA
1	B	292	LEU
1	B	300	ILE
1	B	329	LEU
1	B	356	GLY
1	B	368	LYS
1	B	404	ALA
1	A	195	GLU
1	A	316	LYS
1	B	195	GLU
1	B	316	LYS
1	A	84	GLY
1	A	285	LYS
1	A	315	LYS
1	A	397	LYS
1	B	84	GLY
1	B	285	LYS
1	B	315	LYS
1	B	397	LYS
1	A	18	PRO

Continued on next page...

Continued from previous page...

Mol	Chain	Res	Type
1	A	361	THR
1	A	381	LEU
1	A	431	VAL
1	B	18	PRO
1	B	361	THR
1	B	381	LEU
1	B	431	VAL
1	A	158	PRO
1	A	164	ILE
1	B	158	PRO
1	B	164	ILE
1	A	163	PRO
1	B	163	PRO

5.3.2 Protein sidechains [i](#)

In the following table, the Percentiles column shows the percent sidechain outliers of the chain as a percentile score with respect to all X-ray entries followed by that with respect to entries of similar resolution.

The Analysed column shows the number of residues for which the sidechain conformation was analysed, and the total number of residues.

Mol	Chain	Analysed	Rotameric	Outliers	Percentiles	
1	A	365/377 (97%)	340 (93%)	25 (7%)	16	44
1	B	365/377 (97%)	340 (93%)	25 (7%)	16	44
All	All	730/754 (97%)	680 (93%)	50 (7%)	16	44

All (50) residues with a non-rotameric sidechain are listed below:

Mol	Chain	Res	Type
1	A	1	MET
1	A	16	SER
1	A	17	THR
1	A	59	LYS
1	A	72	SER
1	A	136	ARG
1	A	143	LEU
1	A	200	GLU
1	A	250	THR
1	A	283	ASN

Continued on next page...

Continued from previous page...

Mol	Chain	Res	Type
1	A	297	ILE
1	A	310	TYR
1	A	311	ASP
1	A	328	THR
1	A	331	ASP
1	A	349	LEU
1	A	357	ILE
1	A	359	LEU
1	A	361	THR
1	A	374	ILE
1	A	377	TRP
1	A	381	LEU
1	A	384	MET
1	A	386	TYR
1	A	423	ASN
1	B	1	MET
1	B	16	SER
1	B	17	THR
1	B	59	LYS
1	B	72	SER
1	B	136	ARG
1	B	143	LEU
1	B	200	GLU
1	B	250	THR
1	B	283	ASN
1	B	297	ILE
1	B	310	TYR
1	B	311	ASP
1	B	328	THR
1	B	331	ASP
1	B	349	LEU
1	B	357	ILE
1	B	359	LEU
1	B	361	THR
1	B	374	ILE
1	B	377	TRP
1	B	381	LEU
1	B	384	MET
1	B	386	TYR
1	B	423	ASN

Sometimes sidechains can be flipped to improve hydrogen bonding and reduce clashes. All (26) such sidechains are listed below:

Mol	Chain	Res	Type
1	A	4	ASN
1	A	31	GLN
1	A	40	ASN
1	A	91	ASN
1	A	148	ASN
1	A	160	ASN
1	A	190	HIS
1	A	224	GLN
1	A	234	HIS
1	A	235	GLN
1	A	283	ASN
1	A	350	GLN
1	A	351	HIS
1	B	4	ASN
1	B	31	GLN
1	B	40	ASN
1	B	91	ASN
1	B	148	ASN
1	B	160	ASN
1	B	190	HIS
1	B	224	GLN
1	B	234	HIS
1	B	235	GLN
1	B	283	ASN
1	B	350	GLN
1	B	351	HIS

5.3.3 RNA [i](#)

There are no RNA molecules in this entry.

5.4 Non-standard residues in protein, DNA, RNA chains [i](#)

There are no non-standard protein/DNA/RNA residues in this entry.

5.5 Carbohydrates [i](#)

There are no monosaccharides in this entry.

5.6 Ligand geometry [i](#)

There are no ligands in this entry.

5.7 Other polymers [i](#)

There are no such residues in this entry.

5.8 Polymer linkage issues [i](#)

There are no chain breaks in this entry.

6 Fit of model and data [i](#)

6.1 Protein, DNA and RNA chains [i](#)

Unable to reproduce the depositors R factor - this section is therefore empty.

6.2 Non-standard residues in protein, DNA, RNA chains [i](#)

Unable to reproduce the depositors R factor - this section is therefore empty.

6.3 Carbohydrates [i](#)

Unable to reproduce the depositors R factor - this section is therefore empty.

6.4 Ligands [i](#)

Unable to reproduce the depositors R factor - this section is therefore empty.

6.5 Other polymers [i](#)

Unable to reproduce the depositors R factor - this section is therefore empty.