



Full wwPDB X-ray Structure Validation Report ⓘ

Aug 7, 2023 – 06:26 PM EDT

PDB ID : 1P7G
Title : Crystal structure of superoxide dismutase from *Pyrobaculum aerophilum*
Authors : Lee, S.; Sawaya, M.R.; Eisenberg, D.
Deposited on : 2003-05-01
Resolution : 1.80 Å(reported)

This is a Full wwPDB X-ray Structure Validation Report for a publicly released PDB entry.

We welcome your comments at validation@mail.wwpdb.org

A user guide is available at

<https://www.wwpdb.org/validation/2017/XrayValidationReportHelp>

with specific help available everywhere you see the ⓘ symbol.

The types of validation reports are described at

<http://www.wwpdb.org/validation/2017/FAQs#types>.

The following versions of software and data (see [references ⓘ](#)) were used in the production of this report:

MolProbity : 4.02b-467
Mogul : 1.8.5 (274361), CSD as541be (2020)
Xtrriage (Phenix) : 1.13
EDS : 2.35
Percentile statistics : 20191225.v01 (using entries in the PDB archive December 25th 2019)
Refmac : 5.8.0158
CCP4 : 7.0.044 (Gargrove)
Ideal geometry (proteins) : Engh & Huber (2001)
Ideal geometry (DNA, RNA) : Parkinson et al. (1996)
Validation Pipeline (wwPDB-VP) : 2.35

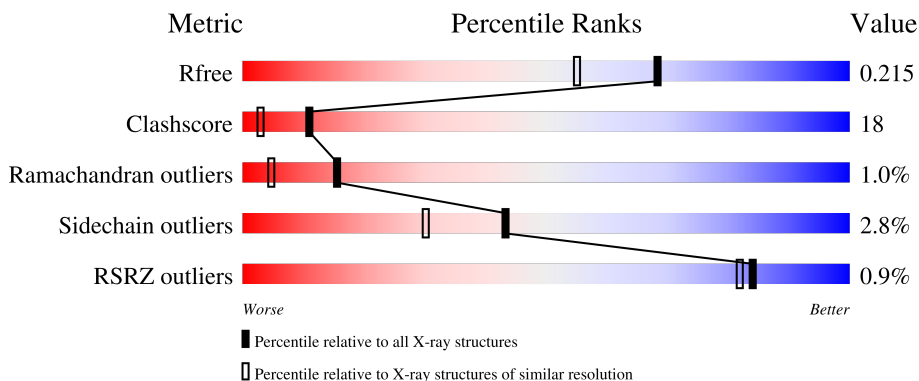
1 Overall quality at a glance i

The following experimental techniques were used to determine the structure:

X-RAY DIFFRACTION

The reported resolution of this entry is 1.80 Å.

Percentile scores (ranging between 0-100) for global validation metrics of the entry are shown in the following graphic. The table shows the number of entries on which the scores are based.



Metric	Whole archive (#Entries)	Similar resolution (#Entries, resolution range(Å))
R_{free}	130704	5950 (1.80-1.80)
Clashscore	141614	6793 (1.80-1.80)
Ramachandran outliers	138981	6697 (1.80-1.80)
Sidechain outliers	138945	6696 (1.80-1.80)
RSRZ outliers	127900	5850 (1.80-1.80)

The table below summarises the geometric issues observed across the polymeric chains and their fit to the electron density. The red, orange, yellow and green segments of the lower bar indicate the fraction of residues that contain outliers for ≥ 3 , 2, 1 and 0 types of geometric quality criteria respectively. A grey segment represents the fraction of residues that are not modelled. The numeric value for each fraction is indicated below the corresponding segment, with a dot representing fractions $\leq 5\%$. The upper red bar (where present) indicates the fraction of residues that have poor fit to the electron density. The numeric value is given above the bar.

Mol	Chain	Length	Quality of chain
1	A	222	
1	B	222	
1	C	222	
1	D	222	
1	E	222	

Continued on next page...

Continued from previous page...

Mol	Chain	Length	Quality of chain
1	F	222	
1	G	222	
1	H	222	
1	I	222	
1	J	222	
1	K	222	
1	L	222	
1	M	222	
1	N	222	
1	O	222	
1	P	222	
1	Q	222	
1	R	222	
1	S	222	
1	T	222	
1	U	222	
1	V	222	
1	W	222	
1	X	222	

The following table lists non-polymeric compounds, carbohydrate monomers and non-standard residues in protein, DNA, RNA chains that are outliers for geometric or electron-density-fit criteria:

Mol	Type	Chain	Res	Chirality	Geometry	Clashes	Electron density
2	ACT	M	313	-	-	X	-
2	ACT	P	316	-	-	X	-
3	BME	B	402	-	X	-	-
3	BME	D	404	-	X	-	-
3	BME	F	406	-	X	-	-

Continued on next page...

Continued from previous page...

Mol	Type	Chain	Res	Chirality	Geometry	Clashes	Electron density
3	BME	H	408	-	X	X	-
3	BME	K	412	-	X	X	-
3	BME	N	414	-	X	-	-
3	BME	P	416	-	X	X	-
3	BME	Q	418	-	X	X	-
3	BME	V	422	-	X	X	-
3	BME	X	424	-	X	-	-

2 Entry composition

There are 4 unique types of molecules in this entry. The entry contains 43787 atoms, of which 0 are hydrogens and 0 are deuteriums.

In the tables below, the ZeroOcc column contains the number of atoms modelled with zero occupancy, the AltConf column contains the number of residues with at least one atom in alternate conformation and the Trace column contains the number of residues modelled with at most 2 atoms.

- Molecule 1 is a protein called Superoxide dismutase.

Mol	Chain	Residues	Atoms					ZeroOcc	AltConf	Trace
			Total	C	N	O	Se			
1	A	211	1714	1109	298	304	3	0	0	0
1	B	211	1714	1109	298	304	3	0	0	0
1	C	211	1714	1109	298	304	3	0	0	0
1	D	211	1714	1109	298	304	3	0	0	0
1	E	211	1714	1109	298	304	3	0	0	0
1	F	211	1714	1109	298	304	3	4	0	0
1	G	211	1714	1109	298	304	3	0	0	0
1	H	210	1705	1103	297	302	3	0	0	0
1	I	211	1714	1109	298	304	3	0	0	0
1	J	211	1714	1109	298	304	3	0	0	0
1	K	211	1714	1109	298	304	3	0	0	0
1	L	211	1714	1109	298	304	3	0	0	0
1	M	211	1714	1109	298	304	3	0	0	0
1	N	211	1714	1109	298	304	3	0	0	0
1	O	211	1714	1109	298	304	3	0	0	0
1	P	211	1714	1109	298	304	3	0	0	0

Continued on next page...

Continued from previous page...

Mol	Chain	Residues	Atoms					ZeroOcc	AltConf	Trace
1	Q	211	Total 1714	C 1109	N 298	O 304	Se 3	0	0	0
1	R	211	Total 1714	C 1109	N 298	O 304	Se 3	0	0	0
1	S	211	Total 1714	C 1109	N 298	O 304	Se 3	0	0	0
1	T	211	Total 1714	C 1109	N 298	O 304	Se 3	0	0	0
1	U	211	Total 1714	C 1109	N 298	O 304	Se 3	0	0	0
1	V	211	Total 1714	C 1109	N 298	O 304	Se 3	0	0	0
1	W	211	Total 1714	C 1109	N 298	O 304	Se 3	0	0	0
1	X	211	Total 1714	C 1109	N 298	O 304	Se 3	0	0	0

There are 360 discrepancies between the modelled and reference sequences:

Chain	Residue	Modelled	Actual	Comment	Reference
A	1	MET	-	cloning artifact	UNP O93724
A	2	ARG	-	cloning artifact	UNP O93724
A	3	GLY	-	cloning artifact	UNP O93724
A	4	SER	-	cloning artifact	UNP O93724
A	5	HIS	-	cloning artifact	UNP O93724
A	6	HIS	-	cloning artifact	UNP O93724
A	7	HIS	-	cloning artifact	UNP O93724
A	8	HIS	-	cloning artifact	UNP O93724
A	9	HIS	-	cloning artifact	UNP O93724
A	10	HIS	-	cloning artifact	UNP O93724
A	11	GLY	-	cloning artifact	UNP O93724
A	12	SER	-	cloning artifact	UNP O93724
A	39	MSE	MET	modified residue	UNP O93724
A	97	MSE	MET	modified residue	UNP O93724
A	164	MSE	MET	modified residue	UNP O93724
B	1	MET	-	cloning artifact	UNP O93724
B	2	ARG	-	cloning artifact	UNP O93724
B	3	GLY	-	cloning artifact	UNP O93724
B	4	SER	-	cloning artifact	UNP O93724
B	5	HIS	-	cloning artifact	UNP O93724
B	6	HIS	-	cloning artifact	UNP O93724
B	7	HIS	-	cloning artifact	UNP O93724
B	8	HIS	-	cloning artifact	UNP O93724

Continued on next page...

Continued from previous page...

Chain	Residue	Modelled	Actual	Comment	Reference
B	9	HIS	-	cloning artifact	UNP O93724
B	10	HIS	-	cloning artifact	UNP O93724
B	11	GLY	-	cloning artifact	UNP O93724
B	12	SER	-	cloning artifact	UNP O93724
B	39	MSE	MET	modified residue	UNP O93724
B	97	MSE	MET	modified residue	UNP O93724
B	164	MSE	MET	modified residue	UNP O93724
C	1	MET	-	cloning artifact	UNP O93724
C	2	ARG	-	cloning artifact	UNP O93724
C	3	GLY	-	cloning artifact	UNP O93724
C	4	SER	-	cloning artifact	UNP O93724
C	5	HIS	-	cloning artifact	UNP O93724
C	6	HIS	-	cloning artifact	UNP O93724
C	7	HIS	-	cloning artifact	UNP O93724
C	8	HIS	-	cloning artifact	UNP O93724
C	9	HIS	-	cloning artifact	UNP O93724
C	10	HIS	-	cloning artifact	UNP O93724
C	11	GLY	-	cloning artifact	UNP O93724
C	12	SER	-	cloning artifact	UNP O93724
C	39	MSE	MET	modified residue	UNP O93724
C	97	MSE	MET	modified residue	UNP O93724
C	164	MSE	MET	modified residue	UNP O93724
D	1	MET	-	cloning artifact	UNP O93724
D	2	ARG	-	cloning artifact	UNP O93724
D	3	GLY	-	cloning artifact	UNP O93724
D	4	SER	-	cloning artifact	UNP O93724
D	5	HIS	-	cloning artifact	UNP O93724
D	6	HIS	-	cloning artifact	UNP O93724
D	7	HIS	-	cloning artifact	UNP O93724
D	8	HIS	-	cloning artifact	UNP O93724
D	9	HIS	-	cloning artifact	UNP O93724
D	10	HIS	-	cloning artifact	UNP O93724
D	11	GLY	-	cloning artifact	UNP O93724
D	12	SER	-	cloning artifact	UNP O93724
D	39	MSE	MET	modified residue	UNP O93724
D	97	MSE	MET	modified residue	UNP O93724
D	164	MSE	MET	modified residue	UNP O93724
E	1	MET	-	cloning artifact	UNP O93724
E	2	ARG	-	cloning artifact	UNP O93724
E	3	GLY	-	cloning artifact	UNP O93724
E	4	SER	-	cloning artifact	UNP O93724
E	5	HIS	-	cloning artifact	UNP O93724

Continued on next page...

Continued from previous page...

Chain	Residue	Modelled	Actual	Comment	Reference
E	6	HIS	-	cloning artifact	UNP O93724
E	7	HIS	-	cloning artifact	UNP O93724
E	8	HIS	-	cloning artifact	UNP O93724
E	9	HIS	-	cloning artifact	UNP O93724
E	10	HIS	-	cloning artifact	UNP O93724
E	11	GLY	-	cloning artifact	UNP O93724
E	12	SER	-	cloning artifact	UNP O93724
E	39	MSE	MET	modified residue	UNP O93724
E	97	MSE	MET	modified residue	UNP O93724
E	164	MSE	MET	modified residue	UNP O93724
F	1	MET	-	cloning artifact	UNP O93724
F	2	ARG	-	cloning artifact	UNP O93724
F	3	GLY	-	cloning artifact	UNP O93724
F	4	SER	-	cloning artifact	UNP O93724
F	5	HIS	-	cloning artifact	UNP O93724
F	6	HIS	-	cloning artifact	UNP O93724
F	7	HIS	-	cloning artifact	UNP O93724
F	8	HIS	-	cloning artifact	UNP O93724
F	9	HIS	-	cloning artifact	UNP O93724
F	10	HIS	-	cloning artifact	UNP O93724
F	11	GLY	-	cloning artifact	UNP O93724
F	12	SER	-	cloning artifact	UNP O93724
F	39	MSE	MET	modified residue	UNP O93724
F	97	MSE	MET	modified residue	UNP O93724
F	164	MSE	MET	modified residue	UNP O93724
G	1	MET	-	cloning artifact	UNP O93724
G	2	ARG	-	cloning artifact	UNP O93724
G	3	GLY	-	cloning artifact	UNP O93724
G	4	SER	-	cloning artifact	UNP O93724
G	5	HIS	-	cloning artifact	UNP O93724
G	6	HIS	-	cloning artifact	UNP O93724
G	7	HIS	-	cloning artifact	UNP O93724
G	8	HIS	-	cloning artifact	UNP O93724
G	9	HIS	-	cloning artifact	UNP O93724
G	10	HIS	-	cloning artifact	UNP O93724
G	11	GLY	-	cloning artifact	UNP O93724
G	12	SER	-	cloning artifact	UNP O93724
G	39	MSE	MET	modified residue	UNP O93724
G	97	MSE	MET	modified residue	UNP O93724
G	164	MSE	MET	modified residue	UNP O93724
H	1	MET	-	cloning artifact	UNP O93724
H	2	ARG	-	cloning artifact	UNP O93724

Continued on next page...

Continued from previous page...

Chain	Residue	Modelled	Actual	Comment	Reference
H	3	GLY	-	cloning artifact	UNP O93724
H	4	SER	-	cloning artifact	UNP O93724
H	5	HIS	-	cloning artifact	UNP O93724
H	6	HIS	-	cloning artifact	UNP O93724
H	7	HIS	-	cloning artifact	UNP O93724
H	8	HIS	-	cloning artifact	UNP O93724
H	9	HIS	-	cloning artifact	UNP O93724
H	10	HIS	-	cloning artifact	UNP O93724
H	11	GLY	-	cloning artifact	UNP O93724
H	12	SER	-	cloning artifact	UNP O93724
H	39	MSE	MET	modified residue	UNP O93724
H	97	MSE	MET	modified residue	UNP O93724
H	164	MSE	MET	modified residue	UNP O93724
I	1	MET	-	cloning artifact	UNP O93724
I	2	ARG	-	cloning artifact	UNP O93724
I	3	GLY	-	cloning artifact	UNP O93724
I	4	SER	-	cloning artifact	UNP O93724
I	5	HIS	-	cloning artifact	UNP O93724
I	6	HIS	-	cloning artifact	UNP O93724
I	7	HIS	-	cloning artifact	UNP O93724
I	8	HIS	-	cloning artifact	UNP O93724
I	9	HIS	-	cloning artifact	UNP O93724
I	10	HIS	-	cloning artifact	UNP O93724
I	11	GLY	-	cloning artifact	UNP O93724
I	12	SER	-	cloning artifact	UNP O93724
I	39	MSE	MET	modified residue	UNP O93724
I	97	MSE	MET	modified residue	UNP O93724
I	164	MSE	MET	modified residue	UNP O93724
J	1	MET	-	cloning artifact	UNP O93724
J	2	ARG	-	cloning artifact	UNP O93724
J	3	GLY	-	cloning artifact	UNP O93724
J	4	SER	-	cloning artifact	UNP O93724
J	5	HIS	-	cloning artifact	UNP O93724
J	6	HIS	-	cloning artifact	UNP O93724
J	7	HIS	-	cloning artifact	UNP O93724
J	8	HIS	-	cloning artifact	UNP O93724
J	9	HIS	-	cloning artifact	UNP O93724
J	10	HIS	-	cloning artifact	UNP O93724
J	11	GLY	-	cloning artifact	UNP O93724
J	12	SER	-	cloning artifact	UNP O93724
J	39	MSE	MET	modified residue	UNP O93724
J	97	MSE	MET	modified residue	UNP O93724

Continued on next page...

Continued from previous page...

Chain	Residue	Modelled	Actual	Comment	Reference
J	164	MSE	MET	modified residue	UNP O93724
K	1	MET	-	cloning artifact	UNP O93724
K	2	ARG	-	cloning artifact	UNP O93724
K	3	GLY	-	cloning artifact	UNP O93724
K	4	SER	-	cloning artifact	UNP O93724
K	5	HIS	-	cloning artifact	UNP O93724
K	6	HIS	-	cloning artifact	UNP O93724
K	7	HIS	-	cloning artifact	UNP O93724
K	8	HIS	-	cloning artifact	UNP O93724
K	9	HIS	-	cloning artifact	UNP O93724
K	10	HIS	-	cloning artifact	UNP O93724
K	11	GLY	-	cloning artifact	UNP O93724
K	12	SER	-	cloning artifact	UNP O93724
K	39	MSE	MET	modified residue	UNP O93724
K	97	MSE	MET	modified residue	UNP O93724
K	164	MSE	MET	modified residue	UNP O93724
L	1	MET	-	cloning artifact	UNP O93724
L	2	ARG	-	cloning artifact	UNP O93724
L	3	GLY	-	cloning artifact	UNP O93724
L	4	SER	-	cloning artifact	UNP O93724
L	5	HIS	-	cloning artifact	UNP O93724
L	6	HIS	-	cloning artifact	UNP O93724
L	7	HIS	-	cloning artifact	UNP O93724
L	8	HIS	-	cloning artifact	UNP O93724
L	9	HIS	-	cloning artifact	UNP O93724
L	10	HIS	-	cloning artifact	UNP O93724
L	11	GLY	-	cloning artifact	UNP O93724
L	12	SER	-	cloning artifact	UNP O93724
L	39	MSE	MET	modified residue	UNP O93724
L	97	MSE	MET	modified residue	UNP O93724
L	164	MSE	MET	modified residue	UNP O93724
M	1	MET	-	cloning artifact	UNP O93724
M	2	ARG	-	cloning artifact	UNP O93724
M	3	GLY	-	cloning artifact	UNP O93724
M	4	SER	-	cloning artifact	UNP O93724
M	5	HIS	-	cloning artifact	UNP O93724
M	6	HIS	-	cloning artifact	UNP O93724
M	7	HIS	-	cloning artifact	UNP O93724
M	8	HIS	-	cloning artifact	UNP O93724
M	9	HIS	-	cloning artifact	UNP O93724
M	10	HIS	-	cloning artifact	UNP O93724
M	11	GLY	-	cloning artifact	UNP O93724

Continued on next page...

Continued from previous page...

Chain	Residue	Modelled	Actual	Comment	Reference
M	12	SER	-	cloning artifact	UNP O93724
M	39	MSE	MET	modified residue	UNP O93724
M	97	MSE	MET	modified residue	UNP O93724
M	164	MSE	MET	modified residue	UNP O93724
N	1	MET	-	cloning artifact	UNP O93724
N	2	ARG	-	cloning artifact	UNP O93724
N	3	GLY	-	cloning artifact	UNP O93724
N	4	SER	-	cloning artifact	UNP O93724
N	5	HIS	-	cloning artifact	UNP O93724
N	6	HIS	-	cloning artifact	UNP O93724
N	7	HIS	-	cloning artifact	UNP O93724
N	8	HIS	-	cloning artifact	UNP O93724
N	9	HIS	-	cloning artifact	UNP O93724
N	10	HIS	-	cloning artifact	UNP O93724
N	11	GLY	-	cloning artifact	UNP O93724
N	12	SER	-	cloning artifact	UNP O93724
N	39	MSE	MET	modified residue	UNP O93724
N	97	MSE	MET	modified residue	UNP O93724
N	164	MSE	MET	modified residue	UNP O93724
O	1	MET	-	cloning artifact	UNP O93724
O	2	ARG	-	cloning artifact	UNP O93724
O	3	GLY	-	cloning artifact	UNP O93724
O	4	SER	-	cloning artifact	UNP O93724
O	5	HIS	-	cloning artifact	UNP O93724
O	6	HIS	-	cloning artifact	UNP O93724
O	7	HIS	-	cloning artifact	UNP O93724
O	8	HIS	-	cloning artifact	UNP O93724
O	9	HIS	-	cloning artifact	UNP O93724
O	10	HIS	-	cloning artifact	UNP O93724
O	11	GLY	-	cloning artifact	UNP O93724
O	12	SER	-	cloning artifact	UNP O93724
O	39	MSE	MET	modified residue	UNP O93724
O	97	MSE	MET	modified residue	UNP O93724
O	164	MSE	MET	modified residue	UNP O93724
P	1	MET	-	cloning artifact	UNP O93724
P	2	ARG	-	cloning artifact	UNP O93724
P	3	GLY	-	cloning artifact	UNP O93724
P	4	SER	-	cloning artifact	UNP O93724
P	5	HIS	-	cloning artifact	UNP O93724
P	6	HIS	-	cloning artifact	UNP O93724
P	7	HIS	-	cloning artifact	UNP O93724
P	8	HIS	-	cloning artifact	UNP O93724

Continued on next page...

Continued from previous page...

Chain	Residue	Modelled	Actual	Comment	Reference
P	9	HIS	-	cloning artifact	UNP O93724
P	10	HIS	-	cloning artifact	UNP O93724
P	11	GLY	-	cloning artifact	UNP O93724
P	12	SER	-	cloning artifact	UNP O93724
P	39	MSE	MET	modified residue	UNP O93724
P	97	MSE	MET	modified residue	UNP O93724
P	164	MSE	MET	modified residue	UNP O93724
Q	1	MET	-	cloning artifact	UNP O93724
Q	2	ARG	-	cloning artifact	UNP O93724
Q	3	GLY	-	cloning artifact	UNP O93724
Q	4	SER	-	cloning artifact	UNP O93724
Q	5	HIS	-	cloning artifact	UNP O93724
Q	6	HIS	-	cloning artifact	UNP O93724
Q	7	HIS	-	cloning artifact	UNP O93724
Q	8	HIS	-	cloning artifact	UNP O93724
Q	9	HIS	-	cloning artifact	UNP O93724
Q	10	HIS	-	cloning artifact	UNP O93724
Q	11	GLY	-	cloning artifact	UNP O93724
Q	12	SER	-	cloning artifact	UNP O93724
Q	39	MSE	MET	modified residue	UNP O93724
Q	97	MSE	MET	modified residue	UNP O93724
Q	164	MSE	MET	modified residue	UNP O93724
R	1	MET	-	cloning artifact	UNP O93724
R	2	ARG	-	cloning artifact	UNP O93724
R	3	GLY	-	cloning artifact	UNP O93724
R	4	SER	-	cloning artifact	UNP O93724
R	5	HIS	-	cloning artifact	UNP O93724
R	6	HIS	-	cloning artifact	UNP O93724
R	7	HIS	-	cloning artifact	UNP O93724
R	8	HIS	-	cloning artifact	UNP O93724
R	9	HIS	-	cloning artifact	UNP O93724
R	10	HIS	-	cloning artifact	UNP O93724
R	11	GLY	-	cloning artifact	UNP O93724
R	12	SER	-	cloning artifact	UNP O93724
R	39	MSE	MET	modified residue	UNP O93724
R	97	MSE	MET	modified residue	UNP O93724
R	164	MSE	MET	modified residue	UNP O93724
S	1	MET	-	cloning artifact	UNP O93724
S	2	ARG	-	cloning artifact	UNP O93724
S	3	GLY	-	cloning artifact	UNP O93724
S	4	SER	-	cloning artifact	UNP O93724
S	5	HIS	-	cloning artifact	UNP O93724

Continued on next page...

Continued from previous page...

Chain	Residue	Modelled	Actual	Comment	Reference
S	6	HIS	-	cloning artifact	UNP O93724
S	7	HIS	-	cloning artifact	UNP O93724
S	8	HIS	-	cloning artifact	UNP O93724
S	9	HIS	-	cloning artifact	UNP O93724
S	10	HIS	-	cloning artifact	UNP O93724
S	11	GLY	-	cloning artifact	UNP O93724
S	12	SER	-	cloning artifact	UNP O93724
S	39	MSE	MET	modified residue	UNP O93724
S	97	MSE	MET	modified residue	UNP O93724
S	164	MSE	MET	modified residue	UNP O93724
T	1	MET	-	cloning artifact	UNP O93724
T	2	ARG	-	cloning artifact	UNP O93724
T	3	GLY	-	cloning artifact	UNP O93724
T	4	SER	-	cloning artifact	UNP O93724
T	5	HIS	-	cloning artifact	UNP O93724
T	6	HIS	-	cloning artifact	UNP O93724
T	7	HIS	-	cloning artifact	UNP O93724
T	8	HIS	-	cloning artifact	UNP O93724
T	9	HIS	-	cloning artifact	UNP O93724
T	10	HIS	-	cloning artifact	UNP O93724
T	11	GLY	-	cloning artifact	UNP O93724
T	12	SER	-	cloning artifact	UNP O93724
T	39	MSE	MET	modified residue	UNP O93724
T	97	MSE	MET	modified residue	UNP O93724
T	164	MSE	MET	modified residue	UNP O93724
U	1	MET	-	cloning artifact	UNP O93724
U	2	ARG	-	cloning artifact	UNP O93724
U	3	GLY	-	cloning artifact	UNP O93724
U	4	SER	-	cloning artifact	UNP O93724
U	5	HIS	-	cloning artifact	UNP O93724
U	6	HIS	-	cloning artifact	UNP O93724
U	7	HIS	-	cloning artifact	UNP O93724
U	8	HIS	-	cloning artifact	UNP O93724
U	9	HIS	-	cloning artifact	UNP O93724
U	10	HIS	-	cloning artifact	UNP O93724
U	11	GLY	-	cloning artifact	UNP O93724
U	12	SER	-	cloning artifact	UNP O93724
U	39	MSE	MET	modified residue	UNP O93724
U	97	MSE	MET	modified residue	UNP O93724
U	164	MSE	MET	modified residue	UNP O93724
V	1	MET	-	cloning artifact	UNP O93724
V	2	ARG	-	cloning artifact	UNP O93724

Continued on next page...

Continued from previous page...

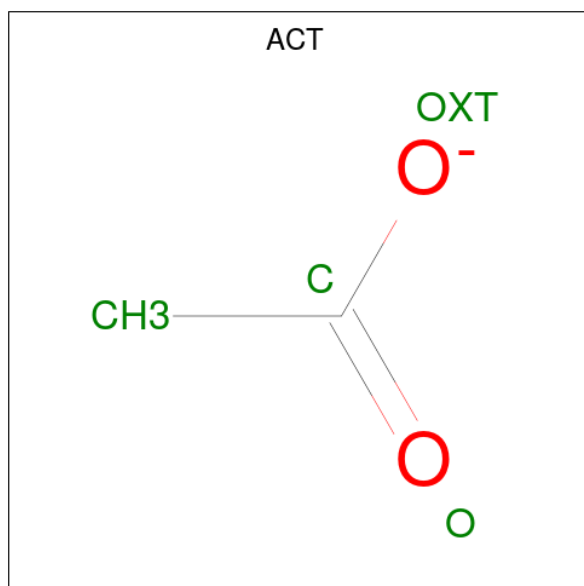
Chain	Residue	Modelled	Actual	Comment	Reference
V	3	GLY	-	cloning artifact	UNP O93724
V	4	SER	-	cloning artifact	UNP O93724
V	5	HIS	-	cloning artifact	UNP O93724
V	6	HIS	-	cloning artifact	UNP O93724
V	7	HIS	-	cloning artifact	UNP O93724
V	8	HIS	-	cloning artifact	UNP O93724
V	9	HIS	-	cloning artifact	UNP O93724
V	10	HIS	-	cloning artifact	UNP O93724
V	11	GLY	-	cloning artifact	UNP O93724
V	12	SER	-	cloning artifact	UNP O93724
V	39	MSE	MET	modified residue	UNP O93724
V	97	MSE	MET	modified residue	UNP O93724
V	164	MSE	MET	modified residue	UNP O93724
W	1	MET	-	cloning artifact	UNP O93724
W	2	ARG	-	cloning artifact	UNP O93724
W	3	GLY	-	cloning artifact	UNP O93724
W	4	SER	-	cloning artifact	UNP O93724
W	5	HIS	-	cloning artifact	UNP O93724
W	6	HIS	-	cloning artifact	UNP O93724
W	7	HIS	-	cloning artifact	UNP O93724
W	8	HIS	-	cloning artifact	UNP O93724
W	9	HIS	-	cloning artifact	UNP O93724
W	10	HIS	-	cloning artifact	UNP O93724
W	11	GLY	-	cloning artifact	UNP O93724
W	12	SER	-	cloning artifact	UNP O93724
W	39	MSE	MET	modified residue	UNP O93724
W	97	MSE	MET	modified residue	UNP O93724
W	164	MSE	MET	modified residue	UNP O93724
X	1	MET	-	cloning artifact	UNP O93724
X	2	ARG	-	cloning artifact	UNP O93724
X	3	GLY	-	cloning artifact	UNP O93724
X	4	SER	-	cloning artifact	UNP O93724
X	5	HIS	-	cloning artifact	UNP O93724
X	6	HIS	-	cloning artifact	UNP O93724
X	7	HIS	-	cloning artifact	UNP O93724
X	8	HIS	-	cloning artifact	UNP O93724
X	9	HIS	-	cloning artifact	UNP O93724
X	10	HIS	-	cloning artifact	UNP O93724
X	11	GLY	-	cloning artifact	UNP O93724
X	12	SER	-	cloning artifact	UNP O93724
X	39	MSE	MET	modified residue	UNP O93724
X	97	MSE	MET	modified residue	UNP O93724

Continued on next page...

Continued from previous page...

Chain	Residue	Modelled	Actual	Comment	Reference
X	164	MSE	MET	modified residue	UNP O93724

- Molecule 2 is ACETATE ION (three-letter code: ACT) (formula: $C_2H_3O_2$).



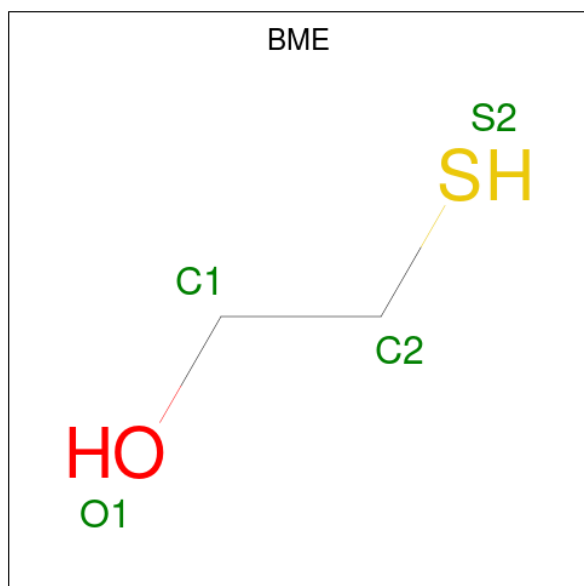
Mol	Chain	Residues	Atoms			ZeroOcc	AltConf
2	B	1	Total	C	O	0	0
			4	2	2		
2	D	1	Total	C	O	0	0
			4	2	2		
2	E	1	Total	C	O	0	0
			4	2	2		
2	F	1	Total	C	O	0	0
			4	2	2		
2	H	1	Total	C	O	0	0
			4	2	2		
2	J	1	Total	C	O	0	0
			4	2	2		
2	L	1	Total	C	O	0	0
			4	2	2		
2	M	1	Total	C	O	0	0
			4	2	2		
2	N	1	Total	C	O	0	0
			4	2	2		
2	O	1	Total	C	O	0	0
			4	2	2		
2	P	1	Total	C	O	0	0
			4	2	2		

Continued on next page...

Continued from previous page...

Mol	Chain	Residues	Atoms			ZeroOcc	AltConf
2	Q	1	Total	C	O	0	0
			4	2	2		
2	R	1	Total	C	O	0	0
			4	2	2		
2	S	1	Total	C	O	0	0
			4	2	2		
2	T	1	Total	C	O	0	0
			4	2	2		
2	U	1	Total	C	O	0	0
			4	2	2		
2	V	1	Total	C	O	0	0
			4	2	2		
2	W	1	Total	C	O	0	0
			4	2	2		
2	X	1	Total	C	O	0	0
			4	2	2		

- Molecule 3 is BETA-MERCAPTOETHANOL (three-letter code: BME) (formula: C₂H₆OS).



Mol	Chain	Residues	Atoms				ZeroOcc	AltConf
3	B	1	Total	C	O	S	0	0
			4	2	1	1		
3	D	1	Total	C	O	S	0	0
			4	2	1	1		
3	F	1	Total	C	O	S	0	0
			4	2	1	1		

Continued on next page...

Continued from previous page...

Mol	Chain	Residues	Atoms				ZeroOcc	AltConf
3	H	1	Total 4	C 2	O 1	S 1	0	0
3	I	1	Total 4	C 2	O 1	S 1	0	0
3	K	1	Total 4	C 2	O 1	S 1	0	0
3	N	1	Total 4	C 2	O 1	S 1	0	0
3	P	1	Total 4	C 2	O 1	S 1	0	0
3	Q	1	Total 4	C 2	O 1	S 1	0	0
3	T	1	Total 4	C 2	O 1	S 1	0	0
3	V	1	Total 4	C 2	O 1	S 1	0	0
3	X	1	Total 4	C 2	O 1	S 1	0	0

- Molecule 4 is water.

Mol	Chain	Residues	Atoms		ZeroOcc	AltConf
4	A	118	Total 118	O 118	0	0
4	B	108	Total 108	O 108	0	0
4	C	110	Total 110	O 110	0	0
4	D	90	Total 90	O 90	0	0
4	E	104	Total 104	O 104	0	0
4	F	69	Total 69	O 69	0	0
4	G	100	Total 100	O 100	0	0
4	H	72	Total 72	O 72	0	0
4	I	113	Total 113	O 113	0	0
4	J	112	Total 112	O 112	0	0

Continued on next page...

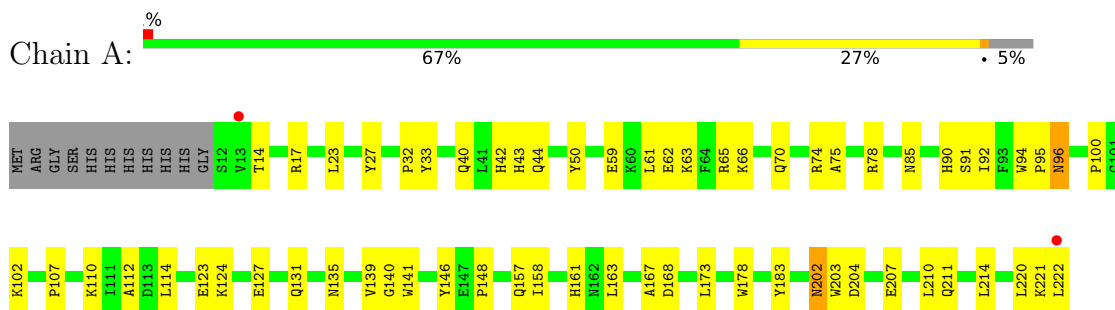
Continued from previous page...

Mol	Chain	Residues	Atoms		ZeroOcc	AltConf
4	K	119	Total 119	O 119	0	0
4	L	104	Total 104	O 104	0	0
4	M	116	Total 116	O 116	0	0
4	N	117	Total 117	O 117	0	0
4	O	117	Total 117	O 117	0	0
4	P	116	Total 116	O 116	0	0
4	Q	124	Total 124	O 124	0	0
4	R	94	Total 94	O 94	0	0
4	S	109	Total 109	O 109	0	0
4	T	101	Total 101	O 101	0	0
4	U	108	Total 108	O 108	0	0
4	V	104	Total 104	O 104	0	0
4	W	118	Total 118	O 118	0	0
4	X	93	Total 93	O 93	0	0

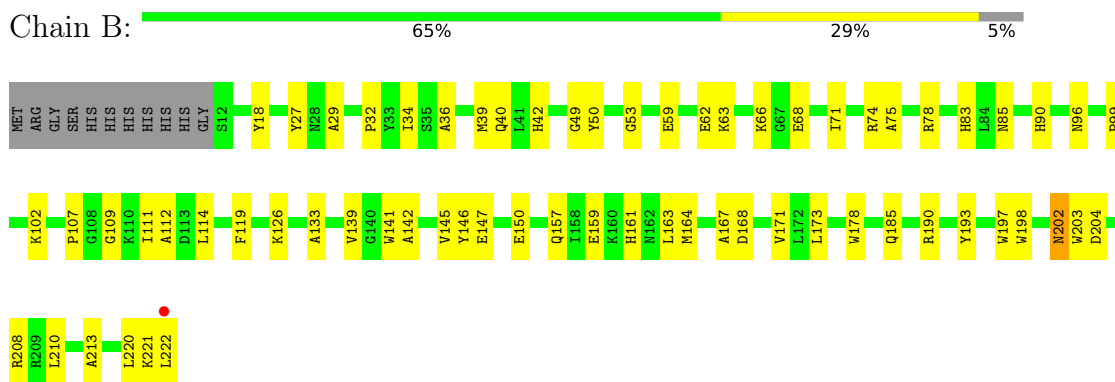
3 Residue-property plots

These plots are drawn for all protein, RNA, DNA and oligosaccharide chains in the entry. The first graphic for a chain summarises the proportions of the various outlier classes displayed in the second graphic. The second graphic shows the sequence view annotated by issues in geometry and electron density. Residues are color-coded according to the number of geometric quality criteria for which they contain at least one outlier: green = 0, yellow = 1, orange = 2 and red = 3 or more. A red dot above a residue indicates a poor fit to the electron density ($RSRZ > 2$). Stretches of 2 or more consecutive residues without any outlier are shown as a green connector. Residues present in the sample, but not in the model, are shown in grey.

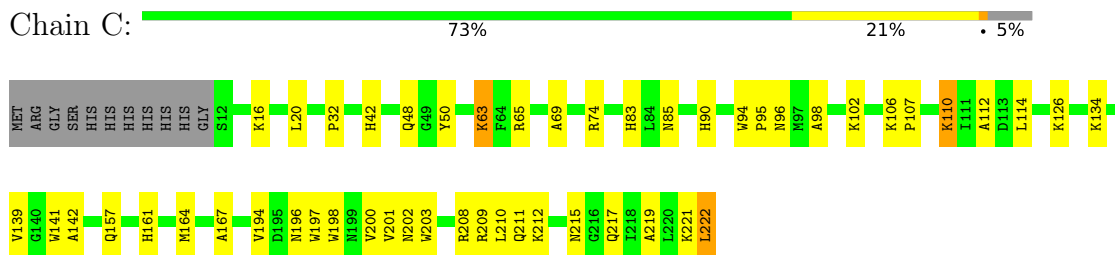
- Molecule 1: Superoxide dismutase



- Molecule 1: Superoxide dismutase

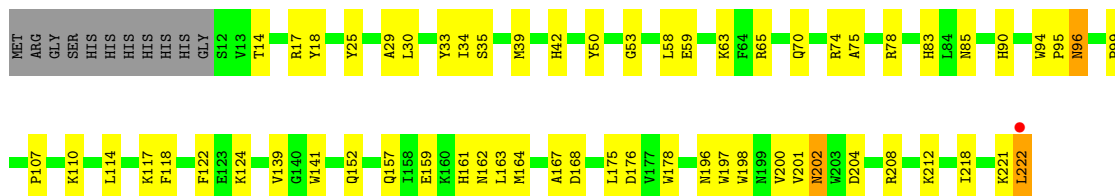


- Molecule 1: Superoxide dismutase



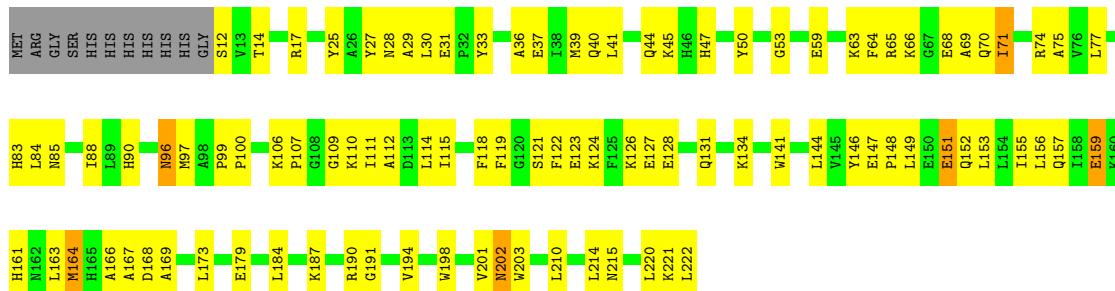
- Molecule 1: Superoxide dismutase





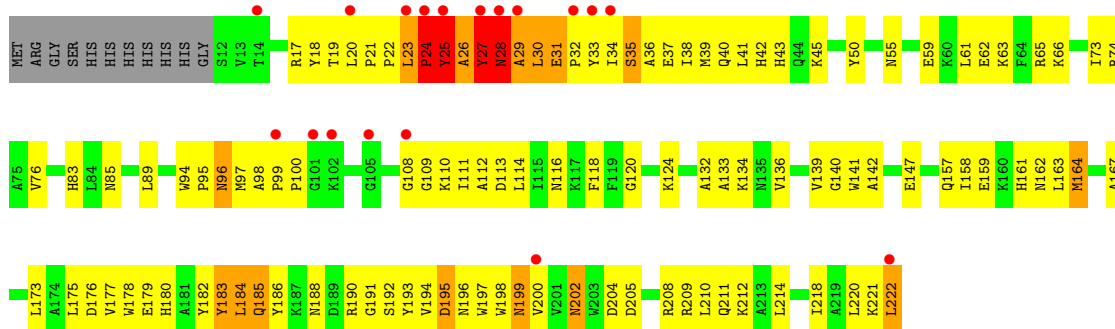
- Molecule 1: Superoxide dismutase

Chain E: 51% 41% 5%



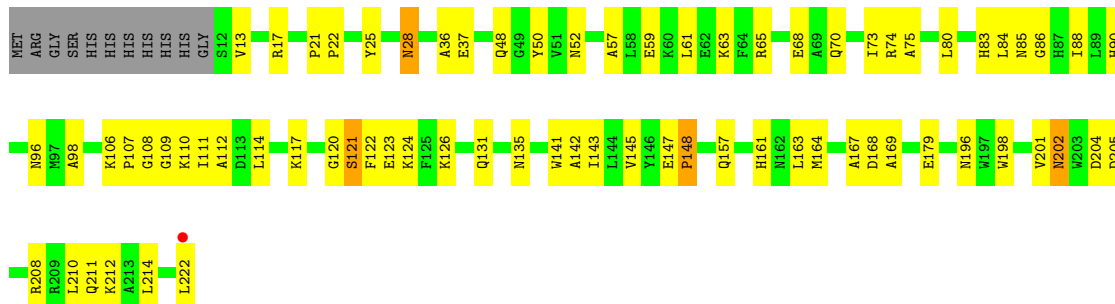
- Molecule 1: Superoxide dismutase

Chain F: 8% 44% 43% 7% 5%

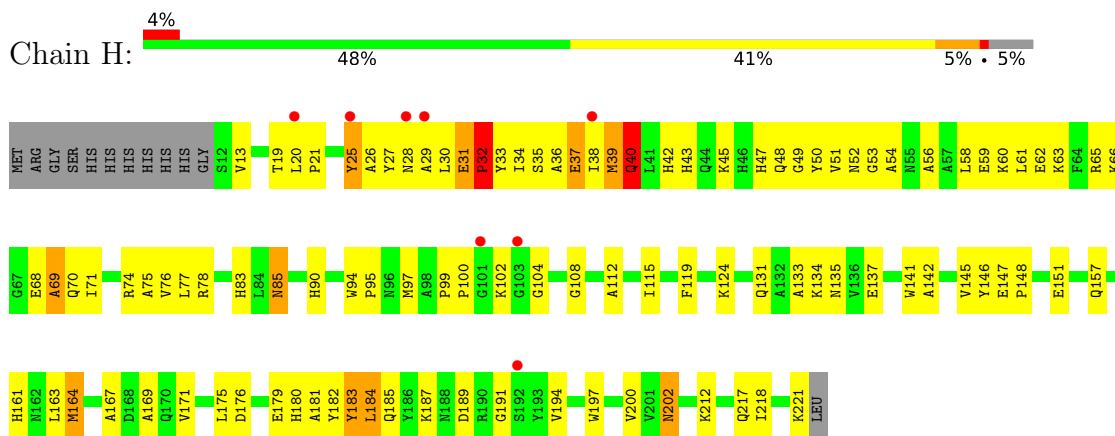


- Molecule 1: Superoxide dismutase

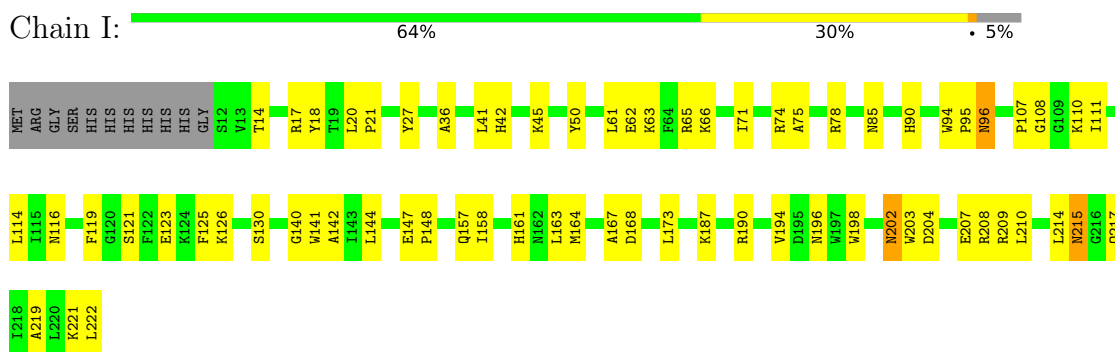
Chain G: 62% 31% 5% 5%



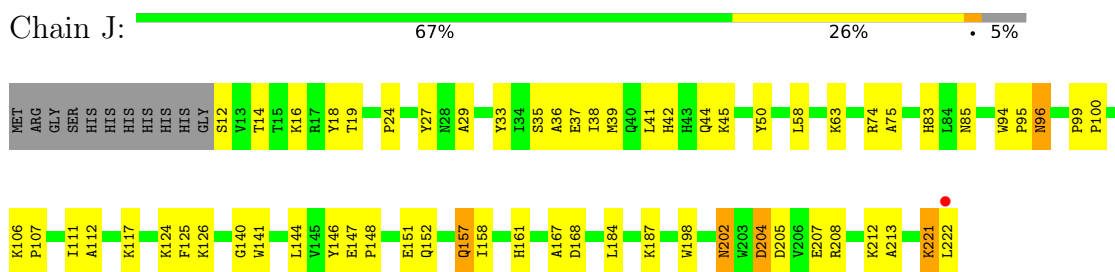
- Molecule 1: Superoxide dismutase



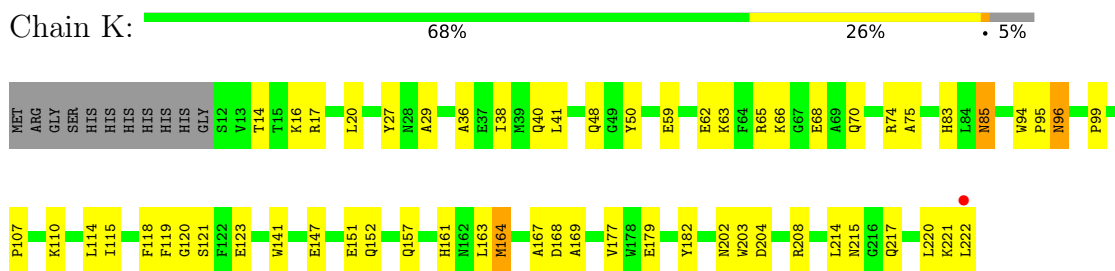
• Molecule 1: Superoxide dismutase



• Molecule 1: Superoxide dismutase



• Molecule 1: Superoxide dismutase



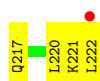
• Molecule 1: Superoxide dismutase





- Molecule 1: Superoxide dismutase

Chain M: 64% 30% 5%



- Molecule 1: Superoxide dismutase

Chain N: 75% 19% 5%



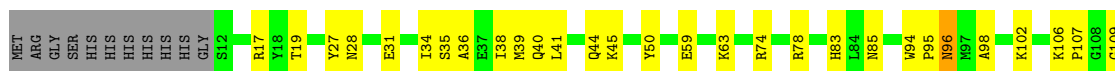
- Molecule 1: Superoxide dismutase

Chain O: 64% 30% 5%



- Molecule 1: Superoxide dismutase

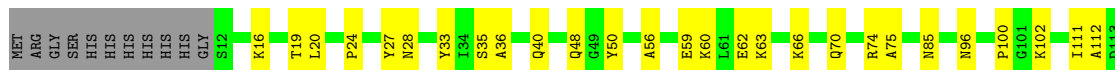
Chain P: 68% 26% 5%





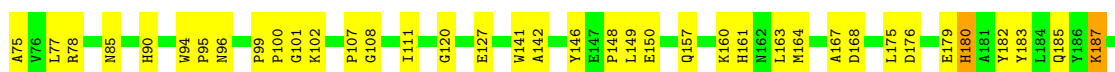
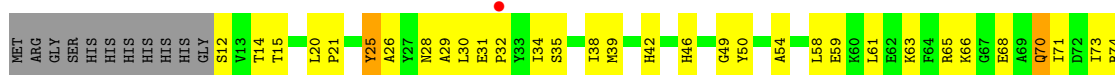
- Molecule 1: Superoxide dismutase

Chain Q: 68% 25% • 5%



- Molecule 1: Superoxide dismutase

Chain R: 57% 36% • 5%



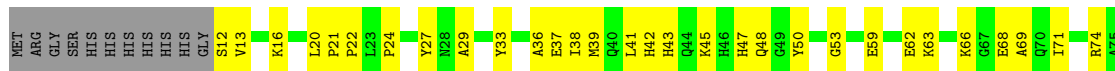
- Molecule 1: Superoxide dismutase

Chain S: 64% 31% • 5%



- Molecule 1: Superoxide dismutase

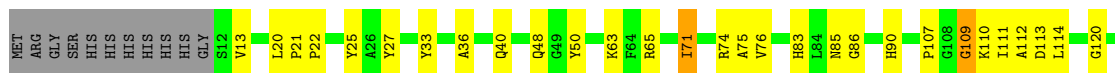
Chain T: 59% 36% 5%





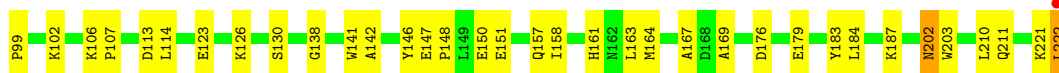
- Molecule 1: Superoxide dismutase

Chain U: 71% 23% • 5%



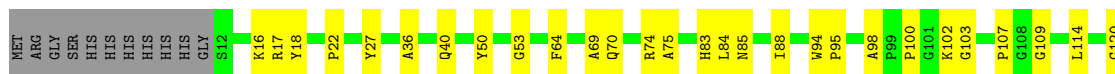
- Molecule 1: Superoxide dismutase

Chain V: 66% 27% • 5%



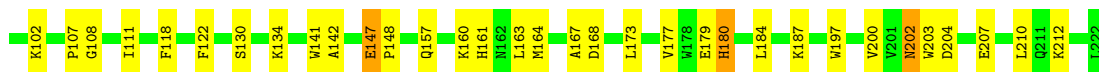
- Molecule 1: Superoxide dismutase

Chain W: 66% 28% 5%



- Molecule 1: Superoxide dismutase

Chain X: 67% 27% • 5%



4 Data and refinement statistics i

Property	Value	Source
Space group	P 32	Depositor
Cell constants a, b, c, α , β , γ	163.43Å 163.43Å 172.17Å 90.00° 90.00° 120.00°	Depositor
Resolution (Å)	36.45 – 1.80 36.44 – 1.80	Depositor EDS
% Data completeness (in resolution range)	96.7 (36.45-1.80) 97.6 (36.44-1.80)	Depositor EDS
R_{merge}	0.08	Depositor
R_{sym}	(Not available)	Depositor
$\langle I/\sigma(I) \rangle$ ¹	3.05 (at 1.81Å)	Xtrriage
Refinement program	CNS 1.0	Depositor
R, R_{free}	0.162 , 0.217 0.161 , 0.215	Depositor DCC
R_{free} test set	37229 reflections (8.01%)	wwPDB-VP
Wilson B-factor (Å ²)	17.2	Xtrriage
Anisotropy	0.056	Xtrriage
Bulk solvent k_{sol} (e/Å ³), B_{sol} (Å ²)	0.37 , 36.0	EDS
L-test for twinning ²	$\langle L \rangle = 0.46$, $\langle L^2 \rangle = 0.28$	Xtrriage
Estimated twinning fraction	0.028 for -h,-k,l 0.029 for h,-h-k,-l 0.449 for -k,-h,-l	Xtrriage
F_o, F_c correlation	0.97	EDS
Total number of atoms	43787	wwPDB-VP
Average B, all atoms (Å ²)	21.0	wwPDB-VP

Xtrriage's analysis on translational NCS is as follows: *The analyses of the Patterson function reveals a significant off-origin peak that is 65.50 % of the origin peak, indicating pseudo-translational symmetry. The chance of finding a peak of this or larger height randomly in a structure without pseudo-translational symmetry is equal to 7.0145e-06. The detected translational NCS is most likely also responsible for the elevated intensity ratio.*

¹Intensities estimated from amplitudes.

²Theoretical values of $\langle |L| \rangle$, $\langle L^2 \rangle$ for acentric reflections are 0.5, 0.333 respectively for untwinned datasets, and 0.375, 0.2 for perfectly twinned datasets.

5 Model quality

5.1 Standard geometry

Bond lengths and bond angles in the following residue types are not validated in this section: ACT, BME

The Z score for a bond length (or angle) is the number of standard deviations the observed value is removed from the expected value. A bond length (or angle) with $|Z| > 5$ is considered an outlier worth inspection. RMSZ is the root-mean-square of all Z scores of the bond lengths (or angles).

Mol	Chain	Bond lengths		Bond angles	
		RMSZ	# Z >5	RMSZ	# Z >5
1	A	0.39	0/1759	0.62	0/2378
1	B	0.39	0/1759	0.61	0/2378
1	C	0.39	0/1759	0.62	1/2378 (0.0%)
1	D	0.37	0/1759	0.61	0/2378
1	E	0.36	0/1759	0.60	0/2378
1	F	0.36	0/1759	0.70	3/2378 (0.1%)
1	G	0.38	0/1759	0.59	1/2378 (0.0%)
1	H	0.35	0/1750	0.79	3/2367 (0.1%)
1	I	0.39	0/1759	0.62	1/2378 (0.0%)
1	J	0.39	0/1759	0.61	0/2378
1	K	0.40	0/1759	0.63	0/2378
1	L	0.40	0/1759	0.62	0/2378
1	M	0.39	0/1759	0.61	1/2378 (0.0%)
1	N	0.40	0/1759	0.62	1/2378 (0.0%)
1	O	0.39	0/1759	0.63	1/2378 (0.0%)
1	P	0.40	0/1759	0.62	0/2378
1	Q	0.37	0/1759	0.61	0/2378
1	R	0.37	0/1759	0.62	1/2378 (0.0%)
1	S	0.38	0/1759	0.62	0/2378
1	T	0.37	0/1759	0.59	0/2378
1	U	0.38	0/1759	0.61	0/2378
1	V	0.39	0/1759	0.63	1/2378 (0.0%)
1	W	0.37	0/1759	0.62	1/2378 (0.0%)
1	X	0.38	0/1759	0.59	1/2378 (0.0%)
All	All	0.38	0/42207	0.62	16/57061 (0.0%)

Chiral center outliers are detected by calculating the chiral volume of a chiral center and verifying if the center is modelled as a planar moiety or with the opposite hand. A planarity outlier is detected by checking planarity of atoms in a peptide group, atoms in a mainchain group or atoms of a sidechain that are expected to be planar.

Mol	Chain	#Chirality outliers	#Planarity outliers
1	B	0	1

There are no bond length outliers.

All (16) bond angle outliers are listed below:

Mol	Chain	Res	Type	Atoms	Z	Observed(°)	Ideal(°)
1	H	31	GLU	C-N-CD	-21.47	73.37	120.60
1	H	31	GLU	C-N-CA	10.42	165.77	122.00
1	F	29	ALA	N-CA-C	-9.90	84.26	111.00
1	H	32	PRO	CA-N-CD	-7.14	101.50	111.50
1	F	25	TYR	N-CA-C	-6.34	93.88	111.00
1	O	142	ALA	N-CA-C	-6.04	94.69	111.00
1	F	27	TYR	N-CA-C	5.80	126.67	111.00
1	N	142	ALA	N-CA-C	-5.42	96.36	111.00
1	I	142	ALA	N-CA-C	-5.34	96.59	111.00
1	C	142	ALA	N-CA-C	-5.26	96.81	111.00
1	M	142	ALA	N-CA-C	-5.23	96.89	111.00
1	X	142	ALA	N-CA-C	-5.19	96.97	111.00
1	R	142	ALA	N-CA-C	-5.17	97.05	111.00
1	W	142	ALA	N-CA-C	-5.15	97.10	111.00
1	V	142	ALA	N-CA-C	-5.05	97.35	111.00
1	G	142	ALA	N-CA-C	-5.05	97.37	111.00

There are no chirality outliers.

All (1) planarity outliers are listed below:

Mol	Chain	Res	Type	Group
1	B	18	TYR	Sidechain

5.2 Too-close contacts [\(i\)](#)

In the following table, the Non-H and H(model) columns list the number of non-hydrogen atoms and hydrogen atoms in the chain respectively. The H(added) column lists the number of hydrogen atoms added and optimized by MolProbity. The Clashes column lists the number of clashes within the asymmetric unit, whereas Symm-Clashes lists symmetry-related clashes.

Mol	Chain	Non-H	H(model)	H(added)	Clashes	Symm-Clashes
1	A	1714	0	1688	64	0
1	B	1714	0	1688	58	0
1	C	1714	0	1688	49	0
1	D	1714	0	1688	63	0

Continued on next page...

Continued from previous page...

Mol	Chain	Non-H	H(model)	H(added)	Clashes	Symm-Clashes
1	E	1714	0	1688	92	0
1	F	1714	0	1688	161	0
1	G	1714	0	1688	71	0
1	H	1705	0	1677	130	0
1	I	1714	0	1688	62	0
1	J	1714	0	1688	60	0
1	K	1714	0	1688	59	0
1	L	1714	0	1688	50	0
1	M	1714	0	1688	64	0
1	N	1714	0	1688	48	0
1	O	1714	0	1688	71	0
1	P	1714	0	1688	77	0
1	Q	1714	0	1688	65	0
1	R	1714	0	1688	77	0
1	S	1714	0	1688	59	0
1	T	1714	0	1688	76	0
1	U	1714	0	1688	53	0
1	V	1714	0	1688	63	0
1	W	1714	0	1688	55	0
1	X	1714	0	1688	52	0
2	B	4	0	3	0	0
2	D	4	0	3	0	0
2	E	4	0	3	0	0
2	F	4	0	3	1	0
2	H	4	0	3	0	0
2	J	4	0	3	1	0
2	L	4	0	3	0	0
2	M	4	0	3	2	0
2	N	4	0	3	0	0
2	O	4	0	3	0	0
2	P	4	0	3	2	0
2	Q	4	0	3	1	0
2	R	4	0	3	0	0
2	S	4	0	3	0	0
2	T	4	0	3	0	0
2	U	4	0	3	1	0
2	V	4	0	3	0	0
2	W	4	0	3	1	0
2	X	4	0	3	0	0
3	B	4	0	5	3	0
3	D	4	0	5	3	0
3	F	4	0	5	3	0

Continued on next page...

Continued from previous page...

Mol	Chain	Non-H	H(model)	H(added)	Clashes	Symm-Clashes
3	H	4	0	5	6	0
3	I	4	0	5	3	0
3	K	4	0	5	8	0
3	N	4	0	5	3	0
3	P	4	0	5	4	0
3	Q	4	0	5	5	0
3	T	4	0	5	2	0
3	V	4	0	5	6	0
3	X	4	0	5	3	0
4	A	118	0	0	3	0
4	B	108	0	0	5	0
4	C	110	0	0	1	0
4	D	90	0	0	2	0
4	E	104	0	0	1	0
4	F	69	0	0	10	0
4	G	100	0	0	5	0
4	H	72	0	0	8	0
4	I	113	0	0	5	0
4	J	112	0	0	3	0
4	K	119	0	0	5	0
4	L	104	0	0	2	0
4	M	116	0	0	8	0
4	N	117	0	0	2	0
4	O	117	0	0	6	0
4	P	116	0	0	8	0
4	Q	124	0	0	5	0
4	R	94	0	0	7	0
4	S	109	0	0	3	0
4	T	101	0	0	10	0
4	U	108	0	0	3	0
4	V	104	0	0	4	0
4	W	118	0	0	8	0
4	X	93	0	0	2	0
All	All	43787	0	40618	1480	0

The all-atom clashscore is defined as the number of clashes found per 1000 atoms (including hydrogen atoms). The all-atom clashscore for this structure is 18.

All (1480) close contacts within the same asymmetric unit are listed below, sorted by their clash magnitude.

Atom-1	Atom-2	Interatomic distance (Å)	Clash overlap (Å)
1:F:30:LEU:HD12	1:F:200:VAL:HG11	1.37	1.04
1:F:157:GLN:HE22	1:G:74:ARG:HG3	1.24	0.98
1:E:141:TRP:HE1	1:E:161:HIS:HD2	1.12	0.98
1:F:30:LEU:CD1	1:F:200:VAL:HG11	1.94	0.97
1:A:141:TRP:HE1	1:A:161:HIS:HD2	0.99	0.96
1:F:141:TRP:HE1	1:F:161:HIS:HD2	1.09	0.96
1:F:94:TRP:HB2	1:F:95:PRO:HD3	1.45	0.96
1:F:158:ILE:HG21	4:F:2920:HOH:O	1.66	0.95
1:E:167:ALA:H	1:H:85:ASN:HD21	1.14	0.95
1:O:114:LEU:HD11	1:O:214:LEU:HD21	1.47	0.95
1:O:114:LEU:HD12	1:O:210:LEU:HD21	1.47	0.95
1:F:31:GLU:HB2	1:F:33:TYR:CD2	2.00	0.94
1:J:141:TRP:HE1	1:J:161:HIS:HD2	1.09	0.94
1:P:39:MSE:HE1	4:P:2303:HOH:O	1.66	0.94
1:I:141:TRP:HE1	1:I:161:HIS:HD2	1.16	0.93
1:X:141:TRP:HE1	1:X:161:HIS:HD2	1.07	0.93
1:O:141:TRP:HE1	1:O:161:HIS:HD2	1.17	0.92
1:B:29:ALA:HB1	1:B:99:PRO:HG3	1.52	0.92
1:L:141:TRP:HE1	1:L:161:HIS:HD2	1.14	0.92
1:K:75:ALA:HA	3:K:412:BME:H21	1.52	0.91
1:W:141:TRP:HE1	1:W:161:HIS:HD2	1.13	0.91
1:T:141:TRP:HE1	1:T:161:HIS:HD2	1.18	0.91
1:U:75:ALA:HA	3:V:422:BME:H21	1.53	0.90
1:F:194:VAL:O	1:F:197:TRP:HB3	1.71	0.90
1:T:159:GLU:HG3	1:T:164:MSE:HE2	1.52	0.90
1:P:141:TRP:HE1	1:P:161:HIS:HD2	1.13	0.90
1:F:27:TYR:C	1:F:29:ALA:H	1.74	0.89
1:V:141:TRP:HE1	1:V:161:HIS:HD2	1.11	0.88
1:S:141:TRP:HE1	1:S:161:HIS:HD2	1.13	0.88
4:G:1325:HOH:O	1:K:215:ASN:HB3	1.74	0.87
1:A:114:LEU:HD12	1:A:210:LEU:HD21	1.55	0.87
1:C:114:LEU:HD22	1:C:210:LEU:HD21	1.56	0.87
1:F:22:PRO:HB2	1:F:24:PRO:HD2	1.53	0.87
1:P:34:ILE:HG22	4:P:2938:HOH:O	1.74	0.87
1:B:167:ALA:H	1:C:85:ASN:HD21	1.21	0.87
1:V:85:ASN:HD21	1:W:167:ALA:H	1.23	0.86
1:A:141:TRP:HE1	1:A:161:HIS:CD2	1.91	0.86
1:H:141:TRP:HE1	1:H:161:HIS:HD2	1.19	0.86
1:B:114:LEU:HD12	1:B:210:LEU:HD21	1.57	0.86
1:B:208:ARG:HD2	1:B:222:LEU:HD13	1.54	0.86
1:H:59:GLU:HG3	1:H:63:LYS:HE2	1.56	0.85
1:F:85:ASN:HD21	1:G:167:ALA:H	1.24	0.85

Continued on next page...

Continued from previous page...

Atom-1	Atom-2	Interatomic distance (Å)	Clash overlap (Å)
1:Q:85:ASN:HD21	1:T:167:ALA:H	1.23	0.85
1:U:215:ASN:HD22	1:U:217:GLN:HE21	1.25	0.85
1:F:200:VAL:HG12	1:F:200:VAL:O	1.76	0.85
1:E:74:ARG:HG3	1:H:157:GLN:HE22	1.39	0.85
1:G:126:LYS:NZ	1:K:222:LEU:HD22	1.92	0.85
3:K:412:BME:H22	1:L:78:ARG:HH11	1.42	0.84
1:E:114:LEU:HD11	1:E:214:LEU:HD21	1.57	0.84
1:D:141:TRP:HE1	1:D:161:HIS:HD2	1.24	0.84
1:X:141:TRP:HE1	1:X:161:HIS:CD2	1.93	0.84
1:J:202:ASN:HD21	1:J:204:ASP:HB3	1.41	0.83
1:R:85:ASN:HD21	1:S:167:ALA:H	1.26	0.83
1:O:202:ASN:HD21	1:O:204:ASP:HB2	1.44	0.83
1:H:34:ILE:HG21	1:H:39:MSE:HE2	1.61	0.82
1:H:141:TRP:HE1	1:H:161:HIS:CD2	1.96	0.82
1:I:85:ASN:HD21	1:L:167:ALA:H	1.28	0.82
1:N:141:TRP:HE1	1:N:161:HIS:HD2	1.22	0.82
1:B:159:GLU:HG3	1:B:164:MSE:HE2	1.60	0.82
1:P:212:LYS:HD2	1:P:222:LEU:HB2	1.60	0.82
1:F:23:LEU:N	1:F:24:PRO:HD2	1.94	0.81
1:F:141:TRP:HE1	1:F:161:HIS:CD2	1.97	0.81
1:Q:215:ASN:HB3	1:Q:217:GLN:HE21	1.46	0.81
1:M:167:ALA:H	1:P:85:ASN:HD21	1.28	0.81
4:M:2928:HOH:O	1:Q:221:LYS:HB3	1.79	0.81
1:U:63:LYS:NZ	1:U:63:LYS:HB3	1.96	0.81
1:V:167:ALA:H	1:W:85:ASN:HD21	1.28	0.80
1:F:27:TYR:O	1:F:29:ALA:N	2.13	0.80
1:N:167:ALA:H	1:O:85:ASN:HD21	1.28	0.80
1:Q:141:TRP:HA	1:Q:177:VAL:HG23	1.63	0.80
1:H:30:LEU:HD12	1:H:39:MSE:HE3	1.62	0.80
1:F:185:GLN:HG2	1:F:186:TYR:CD1	2.17	0.80
1:F:22:PRO:O	1:F:23:LEU:HB3	1.82	0.80
1:N:85:ASN:HD21	1:O:167:ALA:H	1.28	0.79
1:Q:141:TRP:HE1	1:Q:161:HIS:HD2	1.29	0.79
1:R:141:TRP:HE1	1:R:161:HIS:HD2	1.31	0.79
1:W:141:TRP:HE1	1:W:161:HIS:CD2	1.98	0.78
1:A:85:ASN:HD21	1:D:167:ALA:H	1.29	0.78
1:I:114:LEU:HD12	1:I:210:LEU:HD21	1.64	0.78
1:A:157:GLN:HE22	1:D:74:ARG:HG2	1.47	0.78
1:K:114:LEU:HD11	1:K:214:LEU:HD21	1.66	0.78
1:C:134:LYS:HZ3	1:C:194:VAL:HB	1.47	0.78
1:E:114:LEU:HD12	1:E:210:LEU:HD21	1.66	0.78

Continued on next page...

Continued from previous page...

Atom-1	Atom-2	Interatomic distance (Å)	Clash overlap (Å)
1:I:63:LYS:HB3	1:I:63:LYS:NZ	1.97	0.78
1:F:28:ASN:C	1:F:30:LEU:N	2.33	0.78
1:H:35:SER:O	1:H:39:MSE:HB3	1.83	0.78
1:F:136:VAL:HG22	1:F:157:GLN:HG3	1.65	0.77
1:M:110:LYS:HG3	1:M:211:GLN:HE22	1.48	0.77
1:S:141:TRP:HE1	1:S:161:HIS:CD2	1.99	0.77
1:A:167:ALA:H	1:D:85:ASN:HD21	1.30	0.77
1:H:30:LEU:HD13	1:H:200:VAL:HG11	1.66	0.77
1:M:157:GLN:HE22	1:P:74:ARG:HG3	1.48	0.77
1:P:98:ALA:HB1	1:P:102:LYS:HD3	1.67	0.77
1:M:209:ARG:HH22	2:M:313:ACT:H1	1.48	0.76
1:U:167:ALA:H	1:X:85:ASN:HD21	1.33	0.76
1:J:85:ASN:ND2	1:K:167:ALA:H	1.83	0.76
1:S:159:GLU:HG3	1:S:164:MSE:HE2	1.66	0.76
1:D:30:LEU:HD12	1:D:200:VAL:HB	1.66	0.76
1:K:29:ALA:HB1	1:K:99:PRO:HG3	1.67	0.76
1:G:126:LYS:HZ3	1:K:222:LEU:HD22	1.49	0.76
1:F:28:ASN:C	1:F:30:LEU:H	1.89	0.76
1:F:27:TYR:HE2	1:F:36:ALA:O	1.69	0.76
1:P:39:MSE:HE3	4:P:2938:HOH:O	1.85	0.76
1:M:85:ASN:HD21	1:P:167:ALA:H	1.31	0.76
1:R:63:LYS:CG	1:R:68:GLU:HB2	2.15	0.76
1:J:167:ALA:H	1:K:85:ASN:HD21	1.34	0.76
1:V:78:ARG:HH11	3:V:422:BME:H22	1.50	0.76
1:H:97:MSE:HB3	1:H:200:VAL:HG12	1.68	0.76
1:B:141:TRP:HE1	1:B:161:HIS:HD2	1.32	0.75
1:F:22:PRO:CB	1:F:24:PRO:HD2	2.16	0.75
1:J:141:TRP:HE1	1:J:161:HIS:CD2	2.00	0.75
1:H:38:ILE:HD13	1:H:182:TYR:HA	1.68	0.75
1:P:141:TRP:HE1	1:P:161:HIS:CD2	2.03	0.75
1:T:104:GLY:HA2	4:T:2739:HOH:O	1.86	0.75
1:F:26:ALA:O	1:F:29:ALA:HB3	1.87	0.74
1:V:157:GLN:HE22	1:W:74:ARG:HG3	1.50	0.74
1:F:27:TYR:C	1:F:29:ALA:N	2.41	0.74
1:H:26:ALA:H	1:H:29:ALA:HB2	1.51	0.74
1:O:160:LYS:HE2	1:O:163:LEU:HD11	1.67	0.74
1:H:35:SER:C	1:H:37:GLU:H	1.90	0.74
1:C:141:TRP:HE1	1:C:161:HIS:HD2	1.36	0.74
1:R:63:LYS:HG3	1:R:68:GLU:HB2	1.69	0.74
1:E:14:THR:HG23	4:H:1157:HOH:O	1.88	0.73
1:N:167:ALA:H	1:O:85:ASN:ND2	1.86	0.73

Continued on next page...

Continued from previous page...

Atom-1	Atom-2	Interatomic distance (Å)	Clash overlap (Å)
1:O:34:ILE:HB	1:O:39:MSE:HE1	1.69	0.73
1:Q:209:ARG:HH22	2:Q:317:ACT:H1	1.52	0.73
1:I:167:ALA:H	1:L:85:ASN:HD21	1.36	0.73
1:R:167:ALA:H	1:S:85:ASN:HD21	1.34	0.73
1:B:185:GLN:HG3	4:B:677:HOH:O	1.88	0.73
1:G:107:PRO:C	1:G:112:ALA:HB2	2.08	0.73
1:L:221:LYS:O	1:L:222:LEU:HB2	1.87	0.73
1:Q:114:LEU:HD11	1:Q:214:LEU:HD21	1.69	0.73
1:T:33:TYR:HA	1:T:196:ASN:HD22	1.54	0.73
1:A:141:TRP:NE1	1:A:161:HIS:HD2	1.83	0.73
1:F:98:ALA:HB2	1:F:202:ASN:HB2	1.69	0.73
1:B:167:ALA:H	1:C:85:ASN:ND2	1.87	0.73
1:C:134:LYS:NZ	1:C:194:VAL:HB	2.03	0.73
1:E:85:ASN:HD21	1:H:167:ALA:H	1.37	0.73
1:R:208:ARG:HD2	1:R:222:LEU:HD13	1.69	0.73
1:E:141:TRP:HE1	1:E:161:HIS:CD2	2.01	0.72
1:E:157:GLN:HE22	1:H:74:ARG:HG3	1.54	0.72
1:H:28:ASN:O	1:H:31:GLU:HG3	1.89	0.72
1:B:126:LYS:HE3	1:B:198:TRP:CD1	2.24	0.72
1:I:63:LYS:HB3	1:I:63:LYS:HZ3	1.53	0.72
1:Q:220:LEU:HD12	1:T:148:PRO:HG2	1.71	0.72
1:O:50:TYR:CZ	1:O:161:HIS:HE1	2.07	0.72
1:P:39:MSE:HG2	4:P:2938:HOH:O	1.89	0.72
1:Q:157:GLN:HE22	1:T:74:ARG:HG3	1.55	0.72
1:X:19:THR:HG22	4:X:2007:HOH:O	1.90	0.72
1:H:34:ILE:CG2	1:H:39:MSE:HE2	2.19	0.72
1:I:74:ARG:HG3	1:L:157:GLN:HE22	1.55	0.71
1:I:126:LYS:HE2	1:O:222:LEU:HD11	1.70	0.71
1:V:71:ILE:HD11	1:V:76:VAL:HG21	1.70	0.71
1:F:23:LEU:N	1:F:24:PRO:CD	2.52	0.71
1:F:85:ASN:ND2	1:G:167:ALA:H	1.89	0.71
1:B:150:GLU:O	1:C:16:LYS:HD3	1.90	0.71
1:W:114:LEU:HD11	1:W:214:LEU:HD21	1.71	0.71
1:N:74:ARG:HE	3:N:414:BME:H12	1.55	0.71
1:E:74:ARG:NH1	1:H:137:GLU:HB2	2.04	0.71
1:N:221:LYS:O	1:N:222:LEU:HB2	1.90	0.71
1:M:220:LEU:HD12	1:P:148:PRO:HB2	1.73	0.71
1:D:202:ASN:HD21	1:D:204:ASP:HB2	1.55	0.70
1:H:74:ARG:HE	3:H:408:BME:H12	1.55	0.70
1:M:141:TRP:HE1	1:M:161:HIS:HD2	1.36	0.70
1:O:107:PRO:HB3	1:O:203:TRP:CD2	2.26	0.70

Continued on next page...

Continued from previous page...

Atom-1	Atom-2	Interatomic distance (Å)	Clash overlap (Å)
1:O:221:LYS:O	1:O:222:LEU:HG	1.90	0.70
1:P:114:LEU:HD12	1:P:210:LEU:HD21	1.73	0.70
1:A:74:ARG:HG3	1:D:157:GLN:HE22	1.54	0.70
1:U:110:LYS:CG	1:U:211:GLN:HE22	2.05	0.70
1:C:110:LYS:NZ	1:C:110:LYS:HB3	2.05	0.70
1:A:14:THR:HG22	1:D:117:LYS:O	1.91	0.70
1:F:31:GLU:CB	1:F:33:TYR:CD2	2.74	0.70
1:F:85:ASN:HB3	1:F:161:HIS:O	1.91	0.70
1:O:50:TYR:HA	1:O:83:HIS:HD2	1.57	0.70
1:U:220:LEU:HD22	2:U:321:ACT:H3	1.73	0.69
1:S:141:TRP:NE1	1:S:161:HIS:HD2	1.88	0.69
1:O:141:TRP:HE1	1:O:161:HIS:CD2	2.04	0.69
1:U:50:TYR:HA	1:U:83:HIS:HD2	1.57	0.69
1:F:22:PRO:O	1:F:23:LEU:CB	2.41	0.69
1:F:25:TYR:HB2	1:F:99:PRO:HD3	1.75	0.69
1:I:202:ASN:HD21	1:I:204:ASP:HB3	1.58	0.69
1:P:39:MSE:HE2	1:P:39:MSE:HA	1.73	0.69
1:A:202:ASN:HD21	1:A:204:ASP:HB2	1.57	0.68
1:U:85:ASN:HD21	1:X:167:ALA:H	1.40	0.68
1:F:183:TYR:O	1:F:184:LEU:HB2	1.93	0.68
1:J:141:TRP:NE1	1:J:161:HIS:HD2	1.89	0.68
1:E:221:LYS:O	1:E:222:LEU:HB2	1.93	0.68
1:F:62:GLU:O	1:F:66:LYS:HG3	1.94	0.68
1:S:50:TYR:CZ	1:S:161:HIS:HE1	2.12	0.68
1:S:127:GLU:O	1:S:131:GLN:HG2	1.94	0.68
1:V:167:ALA:H	1:W:85:ASN:ND2	1.92	0.68
1:F:159:GLU:HG3	1:F:164:MSE:HE2	1.76	0.68
1:N:150:GLU:O	1:O:16:LYS:HD3	1.94	0.68
1:K:121:SER:HB2	1:K:123:GLU:OE1	1.94	0.68
1:V:12:SER:O	1:W:120:GLY:HA2	1.94	0.68
1:H:26:ALA:HB3	1:H:29:ALA:HB2	1.76	0.67
1:M:85:ASN:ND2	1:P:167:ALA:H	1.91	0.67
1:F:41:LEU:O	1:F:45:LYS:HB2	1.94	0.67
1:F:89:LEU:HD11	4:F:2920:HOH:O	1.94	0.67
1:E:127:GLU:O	1:E:131:GLN:HG2	1.94	0.67
1:J:202:ASN:ND2	1:J:204:ASP:HB3	2.08	0.67
1:P:109:GLY:HA3	1:P:207:GLU:OE2	1.95	0.67
1:P:159:GLU:HG3	1:P:164:MSE:HE2	1.75	0.67
1:J:18:TYR:HE1	1:J:58:LEU:HD11	1.59	0.67
1:U:141:TRP:HE1	1:U:161:HIS:HD2	1.42	0.67
1:I:50:TYR:CZ	1:I:161:HIS:HE1	2.12	0.67

Continued on next page...

Continued from previous page...

Atom-1	Atom-2	Interatomic distance (Å)	Clash overlap (Å)
1:U:63:LYS:HB3	1:U:63:LYS:HZ2	1.56	0.67
1:U:110:LYS:HA	1:U:113:ASP:OD2	1.94	0.67
1:A:50:TYR:CZ	1:A:161:HIS:HE1	2.13	0.67
4:M:2905:HOH:O	1:Q:221:LYS:HG3	1.95	0.67
1:J:85:ASN:HD21	1:K:167:ALA:H	1.41	0.66
1:K:141:TRP:HE1	1:K:161:HIS:HD2	1.42	0.66
1:H:36:ALA:O	1:H:40:GLN:HB2	1.94	0.66
3:K:412:BME:S2	1:L:75:ALA:HA	2.35	0.66
1:Q:114:LEU:HD22	1:Q:118:PHE:HE2	1.60	0.66
1:E:50:TYR:CZ	1:E:161:HIS:HE1	2.13	0.66
1:K:123:GLU:CD	1:K:123:GLU:H	1.98	0.66
1:L:50:TYR:CZ	1:L:161:HIS:HE1	2.14	0.66
1:P:221:LYS:H	2:P:316:ACT:H1	1.60	0.66
1:Q:74:ARG:HG3	1:T:157:GLN:HE22	1.61	0.66
1:R:157:GLN:HE22	1:S:74:ARG:HG3	1.60	0.66
1:V:98:ALA:HB1	1:V:102:LYS:HD2	1.75	0.66
1:Q:167:ALA:H	1:T:85:ASN:ND2	1.94	0.66
1:R:49:GLY:HA3	4:R:2151:HOH:O	1.95	0.66
1:W:141:TRP:NE1	1:W:161:HIS:HD2	1.92	0.66
1:E:85:ASN:ND2	1:H:167:ALA:H	1.94	0.65
1:F:114:LEU:HD12	1:F:210:LEU:HD21	1.77	0.65
1:T:27:TYR:O	1:T:36:ALA:HA	1.96	0.65
1:M:126:LYS:NZ	1:Q:222:LEU:HG	2.12	0.65
1:A:146:TYR:O	1:A:148:PRO:HD3	1.97	0.65
1:V:141:TRP:HE1	1:V:161:HIS:CD2	2.03	0.65
1:Q:114:LEU:HD12	1:Q:210:LEU:HD21	1.77	0.65
1:F:157:GLN:NE2	1:G:74:ARG:HG3	2.06	0.65
1:U:74:ARG:HG3	1:X:157:GLN:HE22	1.61	0.65
1:O:64:PHE:HA	1:O:69:ALA:O	1.97	0.65
1:O:127:GLU:O	1:O:131:GLN:HG2	1.96	0.65
1:B:157:GLN:HE22	1:C:74:ARG:HG3	1.61	0.65
1:H:38:ILE:HD11	1:H:185:GLN:HB3	1.79	0.64
1:I:141:TRP:HE1	1:I:161:HIS:CD2	2.06	0.64
1:P:122:PHE:CE2	1:P:126:LYS:HD2	2.33	0.64
1:V:98:ALA:CB	1:V:102:LYS:HD2	2.27	0.64
1:V:150:GLU:HG2	1:W:18:TYR:CE2	2.32	0.64
1:O:114:LEU:CD1	1:O:214:LEU:HD21	2.24	0.64
1:I:20:LEU:HD12	1:I:21:PRO:HD2	1.78	0.64
3:Q:418:BME:H22	1:R:78:ARG:NH1	2.12	0.64
1:Q:85:ASN:ND2	1:T:167:ALA:H	1.95	0.64
1:B:62:GLU:HG2	1:B:66:LYS:HE3	1.80	0.64

Continued on next page...

Continued from previous page...

Atom-1	Atom-2	Interatomic distance (Å)	Clash overlap (Å)
1:K:177:VAL:HG12	1:K:177:VAL:O	1.98	0.64
1:V:29:ALA:HB1	1:V:99:PRO:HG3	1.79	0.64
1:S:110:LYS:O	1:S:114:LEU:HD13	1.98	0.64
1:U:221:LYS:O	1:U:222:LEU:HB2	1.97	0.64
1:H:25:TYR:HD1	1:H:29:ALA:HB3	1.61	0.64
1:S:202:ASN:C	1:S:202:ASN:HD22	2.00	0.64
1:I:85:ASN:ND2	1:L:167:ALA:H	1.96	0.63
1:L:62:GLU:CG	1:L:66:LYS:HE2	2.27	0.63
1:R:66:LYS:HB2	1:R:68:GLU:HG3	1.79	0.63
1:P:34:ILE:CG2	1:P:39:MSE:HE3	2.27	0.63
1:H:19:THR:O	1:H:21:PRO:HD3	1.97	0.63
1:U:110:LYS:HB2	1:U:211:GLN:NE2	2.13	0.63
1:A:167:ALA:H	1:D:85:ASN:ND2	1.96	0.63
1:F:185:GLN:HG2	1:F:186:TYR:CE1	2.34	0.63
1:T:41:LEU:N	4:T:2718:HOH:O	2.30	0.63
1:T:141:TRP:HE1	1:T:161:HIS:CD2	2.08	0.63
1:D:197:TRP:O	1:D:200:VAL:HG22	1.99	0.63
1:H:49:GLY:HA2	1:H:52:ASN:HD22	1.64	0.63
1:H:75:ALA:HA	3:H:408:BME:S2	2.38	0.63
1:B:208:ARG:HD2	1:B:222:LEU:CD1	2.29	0.63
1:F:27:TYR:CE2	1:F:36:ALA:O	2.52	0.63
1:H:50:TYR:CZ	1:H:161:HIS:HE1	2.17	0.63
1:N:50:TYR:CZ	1:N:161:HIS:HE1	2.17	0.63
1:R:85:ASN:ND2	1:S:167:ALA:H	1.95	0.63
1:P:50:TYR:CZ	1:P:161:HIS:HE1	2.17	0.62
3:Q:418:BME:H22	1:R:78:ARG:HH11	1.64	0.62
1:X:31:GLU:OE1	1:X:32:PRO:HA	1.98	0.62
1:J:146:TYR:CD2	1:J:213:ALA:HB1	2.34	0.62
1:R:221:LYS:O	1:R:222:LEU:HB2	1.99	0.62
1:V:221:LYS:HD3	4:W:2572:HOH:O	1.99	0.62
1:X:29:ALA:HB1	1:X:99:PRO:HG3	1.81	0.62
1:M:195:ASP:OD2	1:Q:212:LYS:HE3	2.00	0.62
1:U:85:ASN:ND2	1:X:167:ALA:H	1.97	0.62
1:N:114:LEU:HD12	1:N:210:LEU:HD21	1.82	0.62
1:W:70:GLN:HE21	1:W:70:GLN:HA	1.63	0.62
1:W:215:ASN:HB3	4:W:2386:HOH:O	1.99	0.62
1:E:27:TYR:O	1:E:36:ALA:HA	1.99	0.62
1:E:148:PRO:CG	1:H:218:ILE:HD13	2.30	0.62
1:J:146:TYR:O	1:J:148:PRO:HD3	1.99	0.62
1:M:167:ALA:H	1:P:85:ASN:ND2	1.97	0.62
1:R:50:TYR:CZ	1:R:161:HIS:HE1	2.18	0.62

Continued on next page...

Continued from previous page...

Atom-1	Atom-2	Interatomic distance (Å)	Clash overlap (Å)
1:V:85:ASN:ND2	1:W:167:ALA:H	1.94	0.62
1:E:74:ARG:HH11	1:H:137:GLU:HB2	1.64	0.62
1:M:59:GLU:HB3	4:M:1492:HOH:O	1.98	0.62
1:P:34:ILE:HG22	1:P:39:MSE:HE3	1.82	0.62
1:R:63:LYS:HG2	1:R:68:GLU:HB2	1.82	0.62
1:T:71:ILE:HD11	1:T:76:VAL:HG21	1.82	0.62
1:A:92:ILE:O	1:A:96:ASN:HB2	1.99	0.62
1:E:77:LEU:HD12	1:H:157:GLN:HG3	1.80	0.62
1:F:74:ARG:HG3	1:G:157:GLN:HE22	1.65	0.62
1:G:50:TYR:HA	1:G:83:HIS:HD2	1.64	0.62
1:W:50:TYR:CZ	1:W:161:HIS:HE1	2.18	0.62
1:W:167:ALA:O	1:W:168:ASP:HB2	2.00	0.62
1:F:133:ALA:HA	1:F:142:ALA:HB2	1.82	0.62
1:M:102:LYS:NZ	1:M:202:ASN:HD21	1.98	0.62
1:X:50:TYR:CZ	1:X:161:HIS:HE1	2.17	0.61
1:T:33:TYR:HA	1:T:196:ASN:ND2	2.13	0.61
1:F:134:LYS:HE2	1:F:191:GLY:HA2	1.81	0.61
1:K:163:LEU:O	1:K:164:MSE:HB2	2.00	0.61
1:L:62:GLU:HG2	1:L:66:LYS:HE2	1.82	0.61
1:F:98:ALA:CB	1:F:202:ASN:HB2	2.30	0.61
1:F:200:VAL:O	1:F:200:VAL:CG1	2.47	0.61
1:R:107:PRO:HB3	1:R:203:TRP:CE3	2.35	0.61
1:E:220:LEU:HD12	1:H:148:PRO:HB2	1.82	0.61
1:H:27:TYR:HB2	4:H:1445:HOH:O	2.00	0.61
1:L:66:LYS:HB2	1:L:68:GLU:HG3	1.83	0.61
1:A:23:LEU:HD22	1:A:27:TYR:CE1	2.36	0.61
1:C:50:TYR:HA	1:C:83:HIS:HD2	1.66	0.61
1:E:74:ARG:HG3	1:H:157:GLN:NE2	2.12	0.61
1:F:175:LEU:HD21	1:F:194:VAL:HG13	1.83	0.61
1:S:130:SER:O	1:S:134:LYS:HG3	2.00	0.61
1:F:22:PRO:C	1:F:24:PRO:HD2	2.21	0.61
1:F:212:LYS:HD2	1:F:222:LEU:HB3	1.83	0.61
1:A:102:LYS:HE2	4:A:605:HOH:O	2.01	0.61
1:F:209:ARG:HH22	2:F:306:ACT:H1	1.66	0.61
4:I:1071:HOH:O	1:L:14:THR:HG23	2.01	0.61
1:F:50:TYR:CZ	1:F:161:HIS:HE1	2.19	0.61
1:F:159:GLU:HG3	1:F:164:MSE:CE	2.31	0.61
1:H:35:SER:C	1:H:37:GLU:N	2.53	0.61
1:H:21:PRO:HG3	4:H:1436:HOH:O	2.01	0.60
1:O:220:LEU:HA	4:O:2743:HOH:O	2.00	0.60
1:E:149:LEU:O	1:H:221:LYS:HE3	2.01	0.60

Continued on next page...

Continued from previous page...

Atom-1	Atom-2	Interatomic distance (Å)	Clash overlap (Å)
1:G:114:LEU:HD21	1:G:214:LEU:HD21	1.83	0.60
3:K:412:BME:H22	1:L:78:ARG:NH1	2.15	0.60
1:M:148:PRO:HB3	1:P:218:ILE:HD13	1.82	0.60
1:V:75:ALA:HA	3:V:422:BME:S2	2.42	0.60
1:J:74:ARG:HG3	1:K:157:GLN:HE22	1.66	0.60
1:C:221:LYS:O	1:C:222:LEU:HB2	2.02	0.60
1:F:31:GLU:C	1:F:33:TYR:H	2.05	0.60
1:M:50:TYR:HA	1:M:83:HIS:HD2	1.65	0.60
1:V:50:TYR:HA	1:V:83:HIS:HD2	1.66	0.60
1:G:110:LYS:HB2	1:G:211:GLN:NE2	2.17	0.60
1:J:12:SER:O	1:K:120:GLY:HA2	2.02	0.60
1:K:110:LYS:HB3	1:K:110:LYS:NZ	2.16	0.60
1:K:179:GLU:HG3	4:K:2606:HOH:O	2.00	0.60
1:W:70:GLN:HA	1:W:70:GLN:NE2	2.16	0.60
1:C:50:TYR:HA	1:C:83:HIS:CD2	2.36	0.60
1:F:39:MSE:HG3	4:F:1182:HOH:O	2.01	0.60
1:F:188:ASN:ND2	1:H:45:LYS:HG3	2.17	0.60
1:M:71:ILE:HD11	1:M:76:VAL:HG21	1.82	0.60
1:O:98:ALA:HB1	1:O:102:LYS:HD3	1.83	0.60
1:D:50:TYR:CZ	1:D:161:HIS:HE1	2.20	0.60
1:W:130:SER:HB3	4:W:1878:HOH:O	2.02	0.60
1:A:123:GLU:CD	1:A:123:GLU:H	2.05	0.59
1:E:66:LYS:O	1:E:68:GLU:HG3	2.02	0.59
1:F:167:ALA:H	1:G:85:ASN:HD21	1.50	0.59
1:V:74:ARG:HG3	1:W:157:GLN:HE22	1.66	0.59
1:F:96:ASN:OD1	1:F:173:LEU:HA	2.03	0.59
1:H:47:HIS:CE1	1:H:90:HIS:HB3	2.38	0.59
1:I:111:ILE:HG22	1:I:207:GLU:OE1	2.02	0.59
1:K:70:GLN:HA	1:K:70:GLN:NE2	2.17	0.59
1:N:157:GLN:HE22	1:O:74:ARG:HG3	1.67	0.59
1:U:157:GLN:HE22	1:X:74:ARG:HG3	1.67	0.59
1:K:221:LYS:O	1:K:222:LEU:HB2	2.00	0.59
1:M:221:LYS:HE2	1:P:151:GLU:OE2	2.02	0.59
1:H:38:ILE:CD1	1:H:185:GLN:HB3	2.32	0.59
1:H:183:TYR:HA	1:H:187:LYS:O	2.01	0.59
1:V:141:TRP:CZ3	1:V:176:ASP:HB2	2.38	0.59
1:F:27:TYR:HB2	4:F:3005:HOH:O	2.02	0.59
1:G:110:LYS:O	1:G:114:LEU:HD13	2.01	0.59
1:H:33:TYR:CE1	1:H:100:PRO:HG3	2.37	0.59
1:Q:16:LYS:NZ	1:Q:16:LYS:HB3	2.17	0.59
1:T:94:TRP:HB3	4:T:2770:HOH:O	2.02	0.59

Continued on next page...

Continued from previous page...

Atom-1	Atom-2	Interatomic distance (Å)	Clash overlap (Å)
1:F:157:GLN:NE2	4:F:1173:HOH:O	2.36	0.59
1:F:183:TYR:O	1:F:184:LEU:CB	2.50	0.59
1:P:106:LYS:NZ	4:P:2357:HOH:O	2.35	0.59
1:W:221:LYS:O	1:W:222:LEU:HB2	2.03	0.59
1:B:220:LEU:O	1:B:221:LYS:HG2	2.02	0.59
1:A:85:ASN:ND2	1:D:167:ALA:H	1.99	0.58
4:A:541:HOH:O	1:E:215:ASN:HB3	2.01	0.58
1:B:167:ALA:O	1:B:168:ASP:HB2	2.02	0.58
1:H:30:LEU:HD12	1:H:39:MSE:CE	2.33	0.58
1:J:157:GLN:HE22	1:K:74:ARG:HG3	1.68	0.58
1:Q:114:LEU:HD22	1:Q:118:PHE:CE2	2.37	0.58
1:Q:133:ALA:O	1:Q:177:VAL:HG11	2.04	0.58
1:H:35:SER:N	1:H:185:GLN:HE22	2.01	0.58
1:B:27:TYR:O	1:B:36:ALA:HA	2.03	0.58
1:C:208:ARG:NH1	1:C:208:ARG:HB2	2.19	0.58
1:I:126:LYS:HE3	1:I:198:TRP:CD1	2.38	0.58
1:O:167:ALA:O	1:O:168:ASP:HB2	2.03	0.58
1:D:30:LEU:HD12	1:D:200:VAL:CB	2.34	0.58
1:R:12:SER:O	1:S:120:GLY:HA2	2.02	0.58
1:H:42:HIS:CD2	1:H:181:ALA:HA	2.37	0.58
3:I:410:BME:H11	1:J:75:ALA:HB2	1.85	0.58
1:R:63:LYS:HG3	1:R:68:GLU:OE1	2.04	0.58
1:F:19:THR:O	1:F:21:PRO:HD3	2.04	0.58
1:A:157:GLN:O	1:A:158:ILE:HD12	2.03	0.58
1:V:65:ARG:HA	1:W:124:LYS:HD2	1.84	0.58
1:H:35:SER:H	1:H:185:GLN:NE2	2.01	0.58
1:J:125:PHE:HE1	1:J:144:LEU:HD13	1.68	0.58
1:F:34:ILE:HG21	1:F:39:MSE:SE	2.54	0.57
1:H:33:TYR:HE1	1:H:100:PRO:HG3	1.69	0.57
1:P:50:TYR:HA	1:P:83:HIS:HD2	1.69	0.57
1:Q:27:TYR:CE2	1:Q:40:GLN:HG3	2.39	0.57
1:G:59:GLU:OE2	1:G:63:LYS:HG3	2.04	0.57
1:L:108:GLY:O	1:L:111:ILE:HG22	2.03	0.57
1:A:65:ARG:HA	1:D:124:LYS:HD2	1.87	0.57
1:A:110:LYS:HZ2	1:A:110:LYS:HB3	1.69	0.57
1:G:141:TRP:HE1	1:G:161:HIS:HD2	1.52	0.57
1:I:125:PHE:CE1	1:I:144:LEU:HD22	2.39	0.57
1:V:114:LEU:HD12	1:V:210:LEU:HD21	1.86	0.57
1:C:110:LYS:HB3	1:C:110:LYS:HZ2	1.69	0.57
1:D:59:GLU:O	1:D:63:LYS:HG2	2.05	0.57
1:D:167:ALA:O	1:D:168:ASP:HB2	2.04	0.57

Continued on next page...

Continued from previous page...

Atom-1	Atom-2	Interatomic distance (Å)	Clash overlap (Å)
1:U:167:ALA:H	1:X:85:ASN:ND2	1.99	0.57
1:V:148:PRO:HB2	1:W:220:LEU:HD12	1.86	0.57
1:X:212:LYS:NZ	1:X:212:LYS:HB3	2.18	0.57
1:U:204:ASP:O	1:U:208:ARG:HD3	2.04	0.57
1:W:146:TYR:OH	1:W:151:GLU:HB3	2.05	0.57
1:N:74:ARG:HG3	1:O:157:GLN:HE22	1.70	0.57
1:V:16:LYS:HB3	1:V:16:LYS:NZ	2.20	0.57
1:D:74:ARG:HD2	1:D:78:ARG:CZ	2.34	0.57
1:S:100:PRO:HA	1:S:103:GLY:O	2.05	0.57
1:V:50:TYR:CZ	1:V:161:HIS:HE1	2.22	0.57
1:G:120:GLY:O	1:G:121:SER:HB3	2.03	0.57
1:B:74:ARG:HG3	1:C:157:GLN:HE22	1.70	0.57
1:D:29:ALA:HB1	1:D:99:PRO:HG3	1.87	0.57
1:P:221:LYS:O	1:P:222:LEU:HG	2.04	0.56
1:Q:220:LEU:HG	1:T:168:ASP:OD2	2.04	0.56
1:B:62:GLU:CG	1:B:66:LYS:HE3	2.35	0.56
1:J:152:GLN:NE2	1:K:16:LYS:O	2.39	0.56
1:P:35:SER:O	4:P:2938:HOH:O	2.17	0.56
1:W:208:ARG:NH2	4:W:1903:HOH:O	2.37	0.56
1:E:28:ASN:HB3	1:E:36:ALA:HB2	1.87	0.56
1:F:195:ASP:HA	4:F:1185:HOH:O	2.05	0.56
1:G:110:LYS:HB2	1:G:211:GLN:HE22	1.71	0.56
1:H:20:LEU:HB2	1:H:48:GLN:OE1	2.04	0.56
1:O:70:GLN:O	1:O:71:ILE:HB	2.04	0.56
1:E:29:ALA:HB1	1:E:99:PRO:HG3	1.86	0.56
1:E:40:GLN:O	1:E:44:GLN:HB2	2.05	0.56
1:F:31:GLU:HB2	1:F:33:TYR:CG	2.40	0.56
1:F:94:TRP:HB2	1:F:95:PRO:CD	2.27	0.56
1:G:126:LYS:HZ2	1:K:222:LEU:HD22	1.68	0.56
1:A:163:LEU:HD22	1:D:163:LEU:HD22	1.87	0.56
1:B:126:LYS:HG3	1:B:198:TRP:CE2	2.41	0.56
1:C:208:ARG:HD2	1:C:222:LEU:CD1	2.36	0.56
1:H:35:SER:H	1:H:185:GLN:HE22	1.52	0.56
1:H:146:TYR:OH	1:H:151:GLU:HB3	2.06	0.56
1:N:50:TYR:HA	1:N:83:HIS:HD2	1.69	0.56
1:P:124:LYS:HA	4:P:2353:HOH:O	2.05	0.56
1:C:157:GLN:O	1:C:164:MSE:HE3	2.05	0.56
1:H:27:TYR:O	1:H:36:ALA:HA	2.05	0.56
1:H:68:GLU:O	1:H:69:ALA:HB2	2.04	0.56
1:F:188:ASN:HD21	1:H:45:LYS:NZ	2.04	0.56
1:W:204:ASP:HB3	1:W:208:ARG:NH1	2.20	0.56

Continued on next page...

Continued from previous page...

Atom-1	Atom-2	Interatomic distance (Å)	Clash overlap (Å)
1:F:30:LEU:CD2	1:F:39:MSE:SE	3.04	0.56
1:H:182:TYR:O	1:H:184:LEU:N	2.38	0.56
1:E:70:GLN:HG3	1:E:71:ILE:H	1.70	0.56
1:E:84:LEU:O	1:E:88:ILE:HG13	2.06	0.56
1:E:106:LYS:HZ3	1:E:122:PHE:HD2	1.52	0.56
1:F:193:TYR:O	1:F:197:TRP:HB2	2.06	0.56
1:H:25:TYR:CD2	1:H:25:TYR:N	2.74	0.56
1:O:30:LEU:HB2	1:O:39:MSE:CE	2.36	0.56
1:Q:62:GLU:HG3	1:Q:66:LYS:HE3	1.86	0.56
1:C:63:LYS:HD3	1:C:69:ALA:CB	2.36	0.56
1:L:29:ALA:HB1	1:L:99:PRO:HG3	1.88	0.56
1:J:41:LEU:O	1:J:45:LYS:HB2	2.06	0.55
1:J:167:ALA:H	1:K:85:ASN:ND2	2.03	0.55
1:O:75:ALA:HA	3:P:416:BME:S2	2.45	0.55
1:U:110:LYS:HB2	1:U:211:GLN:HE22	1.69	0.55
1:A:148:PRO:CG	1:D:218:ILE:HD13	2.36	0.55
1:H:33:TYR:HE1	1:H:100:PRO:CG	2.19	0.55
1:I:221:LYS:O	1:I:222:LEU:HB2	2.07	0.55
1:R:141:TRP:CZ3	1:R:176:ASP:HB2	2.40	0.55
1:V:183:TYR:O	1:V:187:LYS:HD3	2.05	0.55
1:F:98:ALA:O	1:F:200:VAL:HG13	2.07	0.55
1:I:141:TRP:NE1	1:I:161:HIS:HD2	1.97	0.55
1:W:209:ARG:HH22	2:W:323:ACT:H1	1.70	0.55
1:D:110:LYS:NZ	1:D:110:LYS:HB3	2.21	0.55
1:F:85:ASN:HD21	1:G:167:ALA:N	1.98	0.55
1:T:175:LEU:HD13	1:T:197:TRP:CE2	2.42	0.55
1:H:26:ALA:N	1:H:29:ALA:HB2	2.21	0.55
1:M:126:LYS:CE	1:Q:222:LEU:HG	2.36	0.55
4:R:2456:HOH:O	1:S:14:THR:HG23	2.05	0.55
1:S:208:ARG:O	1:S:211:GLN:HB2	2.06	0.55
1:K:63:LYS:HD2	4:K:961:HOH:O	2.04	0.55
1:Q:75:ALA:HB1	3:Q:418:BME:H11	1.87	0.55
1:C:63:LYS:HD3	1:C:69:ALA:HB3	1.88	0.55
1:V:20:LEU:HD12	1:V:21:PRO:HD2	1.88	0.55
1:E:27:TYR:CE2	1:E:44:GLN:NE2	2.74	0.55
1:H:30:LEU:HD22	1:H:200:VAL:HG13	1.88	0.55
1:D:141:TRP:HE1	1:D:161:HIS:CD2	2.14	0.55
1:F:30:LEU:HD12	1:F:200:VAL:CG1	2.25	0.55
1:G:108:GLY:N	1:G:112:ALA:HB2	2.21	0.55
1:W:64:PHE:HA	1:W:69:ALA:O	2.07	0.55
1:E:53:GLY:HA3	1:E:83:HIS:CD2	2.42	0.55

Continued on next page...

Continued from previous page...

Atom-1	Atom-2	Interatomic distance (Å)	Clash overlap (Å)
1:F:21:PRO:HG3	4:F:3006:HOH:O	2.06	0.55
1:H:141:TRP:CZ3	1:H:176:ASP:HB2	2.42	0.55
1:P:28:ASN:HB2	1:P:31:GLU:OE1	2.07	0.55
1:U:146:TYR:O	1:U:148:PRO:HD3	2.07	0.55
1:C:212:LYS:HE3	1:C:217:GLN:HE21	1.72	0.54
1:F:33:TYR:CG	1:F:196:ASN:HB3	2.42	0.54
1:K:204:ASP:O	1:K:208:ARG:HG3	2.07	0.54
1:N:221:LYS:O	1:N:222:LEU:CB	2.55	0.54
1:O:34:ILE:HB	1:O:39:MSE:CE	2.37	0.54
1:P:110:LYS:O	1:P:114:LEU:HG	2.07	0.54
1:T:50:TYR:CZ	1:T:161:HIS:HE1	2.24	0.54
1:V:184:LEU:HD11	1:X:187:LYS:HD2	1.88	0.54
1:W:75:ALA:HA	3:X:424:BME:S2	2.47	0.54
1:E:65:ARG:HA	1:H:124:LYS:HD2	1.90	0.54
1:R:28:ASN:O	1:R:31:GLU:HB2	2.08	0.54
1:H:54:ALA:O	1:H:58:LEU:HD23	2.07	0.54
1:N:85:ASN:ND2	1:O:167:ALA:H	2.02	0.54
1:Q:120:GLY:HA2	1:T:12:SER:O	2.06	0.54
1:V:126:LYS:O	1:V:130:SER:HB2	2.07	0.54
4:A:1303:HOH:O	1:D:14:THR:HG23	2.07	0.54
1:F:25:TYR:O	1:F:29:ALA:HB3	2.08	0.54
1:R:167:ALA:O	1:R:168:ASP:HB2	2.07	0.54
1:F:35:SER:O	1:F:39:MSE:HG2	2.07	0.54
1:E:47:HIS:CE1	1:E:90:HIS:HB3	2.42	0.54
1:F:41:LEU:HD11	1:H:187:LYS:HD3	1.90	0.54
1:H:71:ILE:HD11	1:H:76:VAL:HG21	1.90	0.54
4:I:2639:HOH:O	1:L:221:LYS:CE	2.55	0.54
1:I:42:HIS:NE2	1:I:90:HIS:NE2	2.55	0.54
1:R:180:HIS:HB3	1:T:179:GLU:OE2	2.08	0.54
1:T:39:MSE:C	4:T:2718:HOH:O	2.45	0.54
1:B:34:ILE:HG21	1:B:39:MSE:SE	2.58	0.54
1:N:55:ASN:ND2	4:N:1569:HOH:O	2.35	0.54
1:T:29:ALA:HB1	1:T:99:PRO:HG3	1.89	0.54
1:W:160:LYS:HE2	1:W:163:LEU:HD11	1.89	0.54
1:N:74:ARG:NE	3:N:414:BME:H12	2.20	0.53
1:F:22:PRO:C	1:F:24:PRO:CD	2.76	0.53
1:F:31:GLU:C	1:F:33:TYR:N	2.59	0.53
1:I:41:LEU:O	1:I:45:LYS:HB2	2.08	0.53
1:T:42:HIS:HB3	4:T:2488:HOH:O	2.08	0.53
1:A:107:PRO:HB3	1:A:203:TRP:CD2	2.44	0.53
1:B:59:GLU:O	1:B:63:LYS:HD3	2.08	0.53

Continued on next page...

Continued from previous page...

Atom-1	Atom-2	Interatomic distance (Å)	Clash overlap (Å)
3:K:412:BME:H12	1:L:74:ARG:HG2	1.90	0.53
1:Q:167:ALA:H	1:T:85:ASN:HD21	1.53	0.53
1:R:167:ALA:H	1:S:85:ASN:ND2	2.04	0.53
1:A:202:ASN:C	1:A:202:ASN:HD22	2.10	0.53
1:F:33:TYR:HB3	1:F:186:TYR:OH	2.09	0.53
1:R:94:TRP:HB2	1:R:95:PRO:CD	2.39	0.53
1:T:62:GLU:HG2	1:T:66:LYS:HE3	1.90	0.53
1:U:13:VAL:HG13	1:X:118:PHE:O	2.09	0.53
1:A:148:PRO:HB3	1:D:218:ILE:HD13	1.90	0.53
1:P:212:LYS:HD2	1:P:222:LEU:CB	2.37	0.53
1:E:159:GLU:HB3	1:E:163:LEU:HD12	1.90	0.53
1:F:182:TYR:CE2	1:F:190:ARG:HG3	2.43	0.53
1:G:59:GLU:HB3	4:G:1341:HOH:O	2.07	0.53
1:H:53:GLY:HA3	1:H:83:HIS:CE1	2.44	0.53
1:T:123:GLU:CD	1:T:123:GLU:H	2.12	0.53
1:U:20:LEU:HD13	1:U:48:GLN:HA	1.89	0.53
1:F:167:ALA:H	1:G:85:ASN:ND2	2.07	0.53
1:I:187:LYS:HD3	1:K:41:LEU:HD11	1.90	0.53
4:J:806:HOH:O	1:K:164:MSE:HG2	2.08	0.53
1:N:146:TYR:OH	1:N:151:GLU:HB3	2.08	0.53
1:S:62:GLU:HG2	1:S:66:LYS:HE3	1.91	0.53
1:S:107:PRO:HB3	1:S:203:TRP:CD2	2.44	0.53
1:P:212:LYS:CD	1:P:222:LEU:HB2	2.35	0.53
1:P:220:LEU:C	1:P:222:LEU:H	2.12	0.53
1:R:108:GLY:O	1:R:111:ILE:HG22	2.09	0.53
1:U:110:LYS:CB	1:U:211:GLN:HE22	2.21	0.53
1:A:102:LYS:HE3	1:A:202:ASN:HD21	1.74	0.53
1:D:33:TYR:HD1	1:D:196:ASN:HB3	1.74	0.53
1:O:221:LYS:O	1:O:222:LEU:CG	2.56	0.53
1:B:146:TYR:CD2	1:B:213:ALA:HB1	2.44	0.53
1:C:98:ALA:HB1	1:C:102:LYS:HE3	1.91	0.53
1:R:42:HIS:HA	1:R:46:HIS:HD2	1.74	0.53
1:B:102:LYS:HE2	4:B:697:HOH:O	2.08	0.52
1:F:26:ALA:O	1:F:29:ALA:CB	2.54	0.52
1:T:37:GLU:HG2	1:T:184:LEU:HD13	1.91	0.52
1:I:96:ASN:OD1	1:I:173:LEU:HA	2.09	0.52
1:T:198:TRP:C	4:T:2739:HOH:O	2.47	0.52
1:V:150:GLU:HG2	1:W:18:TYR:CD2	2.44	0.52
1:E:70:GLN:O	1:E:71:ILE:HB	2.08	0.52
1:K:40:GLN:NE2	4:K:969:HOH:O	2.41	0.52
1:O:13:VAL:HB	1:O:66:LYS:NZ	2.24	0.52

Continued on next page...

Continued from previous page...

Atom-1	Atom-2	Interatomic distance (Å)	Clash overlap (Å)
1:Q:16:LYS:HB3	1:Q:16:LYS:HZ2	1.74	0.52
1:E:146:TYR:O	1:E:148:PRO:HD3	2.08	0.52
1:I:157:GLN:HG3	1:L:77:LEU:HD12	1.90	0.52
1:N:40:GLN:HG3	1:N:44:GLN:NE2	2.25	0.52
1:Q:28:ASN:ND2	4:Q:2054:HOH:O	2.41	0.52
1:H:38:ILE:HG12	1:H:184:LEU:HB3	1.91	0.52
1:I:167:ALA:H	1:L:85:ASN:ND2	2.07	0.52
1:N:163:LEU:O	1:N:164:MSE:HB2	2.09	0.52
1:R:120:GLY:HA2	1:S:12:SER:O	2.09	0.52
1:R:146:TYR:O	1:R:148:PRO:HD3	2.09	0.52
1:U:50:TYR:HA	1:U:83:HIS:CD2	2.43	0.52
1:W:204:ASP:HB3	1:W:208:ARG:HH11	1.75	0.52
1:B:71:ILE:HA	4:B:661:HOH:O	2.09	0.52
1:B:167:ALA:N	1:C:85:ASN:HD21	1.99	0.52
1:E:115:ILE:O	1:E:119:PHE:HB2	2.08	0.52
1:F:124:LYS:HD2	1:G:65:ARG:HA	1.91	0.52
1:H:163:LEU:O	1:H:164:MSE:HB2	2.10	0.52
1:R:70:GLN:HA	1:R:70:GLN:NE2	2.23	0.52
1:W:84:LEU:O	1:W:88:ILE:HG13	2.10	0.52
1:D:75:ALA:HA	3:D:404:BME:S2	2.50	0.52
1:F:17:ARG:HB3	1:F:55:ASN:ND2	2.25	0.52
4:I:2696:HOH:O	1:O:222:LEU:HD22	2.09	0.52
1:J:212:LYS:HD2	1:J:222:LEU:O	2.08	0.52
1:M:71:ILE:CG1	1:M:76:VAL:HG21	2.40	0.52
1:R:74:ARG:HG3	1:S:157:GLN:HE22	1.74	0.52
1:F:74:ARG:NE	3:F:406:BME:H12	2.25	0.52
1:W:100:PRO:HA	1:W:103:GLY:O	2.09	0.52
1:A:167:ALA:O	1:A:168:ASP:HB2	2.10	0.52
1:E:110:LYS:NZ	1:E:110:LYS:HB3	2.25	0.52
1:K:110:LYS:HB3	1:K:110:LYS:HZ2	1.73	0.52
1:O:50:TYR:HA	1:O:83:HIS:CD2	2.43	0.52
1:Q:114:LEU:HB3	1:Q:153:LEU:HD11	1.90	0.52
1:R:101:GLY:N	4:R:2919:HOH:O	2.42	0.52
1:T:107:PRO:HB3	1:T:203:TRP:CE3	2.45	0.52
1:E:187:LYS:HD2	1:E:187:LYS:N	2.25	0.52
1:F:132:ALA:O	1:F:136:VAL:HG23	2.09	0.52
1:J:37:GLU:HG3	1:J:41:LEU:HD23	1.92	0.52
1:R:59:GLU:HG3	4:R:2168:HOH:O	2.10	0.52
1:T:33:TYR:HD1	1:T:196:ASN:ND2	2.08	0.52
1:X:130:SER:O	1:X:134:LYS:HG3	2.10	0.52
1:F:30:LEU:HD22	1:F:39:MSE:SE	2.59	0.51

Continued on next page...

Continued from previous page...

Atom-1	Atom-2	Interatomic distance (Å)	Clash overlap (Å)
1:G:131:GLN:O	1:G:135:ASN:ND2	2.43	0.51
1:N:77:LEU:HD12	1:O:157:GLN:HG3	1.92	0.51
1:R:149:LEU:HD12	1:S:221:LYS:HE3	1.91	0.51
1:R:160:LYS:HE2	1:R:163:LEU:HD11	1.92	0.51
1:U:27:TYR:O	1:U:36:ALA:HA	2.10	0.51
1:W:22:PRO:HD2	4:W:1905:HOH:O	2.09	0.51
1:A:202:ASN:ND2	1:A:204:ASP:H	2.08	0.51
1:E:141:TRP:NE1	1:E:161:HIS:HD2	1.95	0.51
1:H:28:ASN:HA	1:H:36:ALA:HB2	1.92	0.51
1:J:148:PRO:HB2	1:K:220:LEU:HD12	1.92	0.51
1:J:221:LYS:O	1:J:222:LEU:HB2	2.10	0.51
1:P:106:LYS:HE3	1:P:122:PHE:CD2	2.45	0.51
1:R:150:GLU:HG2	1:S:18:TYR:CD2	2.45	0.51
1:E:111:ILE:O	1:E:115:ILE:HG13	2.10	0.51
1:T:38:ILE:C	4:T:2718:HOH:O	2.48	0.51
1:A:23:LEU:HD13	1:A:43:HIS:CD2	2.46	0.51
1:B:85:ASN:HD21	1:C:167:ALA:H	1.57	0.51
1:D:63:LYS:HG3	4:D:1285:HOH:O	2.10	0.51
4:M:2911:HOH:O	3:N:414:BME:S2	2.58	0.51
1:T:78:ARG:NH1	3:T:420:BME:H22	2.25	0.51
1:U:202:ASN:HD21	1:U:204:ASP:HB2	1.75	0.51
1:X:107:PRO:HB3	1:X:203:TRP:CD2	2.46	0.51
1:A:207:GLU:O	1:A:211:GLN:HG2	2.10	0.51
1:E:148:PRO:HG3	1:H:218:ILE:HD13	1.91	0.51
1:O:130:SER:O	1:O:134:LYS:HG3	2.10	0.51
1:R:35:SER:N	1:R:185:GLN:OE1	2.40	0.51
1:F:179:GLU:HB2	1:H:179:GLU:OE1	2.11	0.51
1:K:215:ASN:HB2	1:K:217:GLN:OE1	2.11	0.51
1:O:37:GLU:HG3	4:O:2907:HOH:O	2.11	0.51
1:P:136:VAL:HG22	1:P:157:GLN:HG2	1.91	0.51
1:P:159:GLU:HB2	1:P:163:LEU:HB2	1.93	0.51
1:R:205:ASP:HB2	4:R:2170:HOH:O	2.11	0.51
1:W:27:TYR:O	1:W:36:ALA:HA	2.09	0.51
1:A:42:HIS:NE2	1:A:90:HIS:NE2	2.59	0.51
1:F:192:SER:HA	1:F:195:ASP:OD2	2.10	0.51
1:Q:220:LEU:O	1:Q:221:LYS:HD3	2.11	0.51
1:T:41:LEU:O	1:T:45:LYS:HB2	2.10	0.51
1:X:98:ALA:HB1	1:X:102:LYS:HG3	1.91	0.51
1:F:27:TYR:OH	1:F:40:GLN:CB	2.59	0.51
1:Q:168:ASP:OD1	1:T:170:GLN:HA	2.11	0.51
1:S:108:GLY:O	1:S:111:ILE:HG22	2.10	0.51

Continued on next page...

Continued from previous page...

Atom-1	Atom-2	Interatomic distance (Å)	Clash overlap (Å)
1:E:111:ILE:HG23	1:E:112:ALA:N	2.26	0.51
1:G:73:ILE:HG23	1:G:74:ARG:N	2.26	0.51
1:I:221:LYS:O	1:I:222:LEU:CB	2.58	0.51
1:M:110:LYS:HA	1:M:113:ASP:OD2	2.11	0.51
1:U:114:LEU:HD13	1:U:210:LEU:HD21	1.92	0.51
1:J:221:LYS:H	2:J:310:ACT:C	2.23	0.51
1:L:108:GLY:CA	1:L:112:ALA:HB2	2.41	0.51
1:B:50:TYR:CZ	1:B:161:HIS:HE1	2.29	0.50
1:E:41:LEU:O	1:E:45:LYS:HB2	2.11	0.50
1:I:167:ALA:O	1:I:168:ASP:HB2	2.10	0.50
1:U:13:VAL:HG21	1:U:65:ARG:HB3	1.92	0.50
1:V:75:ALA:CA	3:V:422:BME:H11	2.41	0.50
1:F:210:LEU:O	1:F:214:LEU:HG	2.11	0.50
1:G:143:ILE:HD12	1:G:145:VAL:CG1	2.41	0.50
1:R:218:ILE:HD13	1:S:148:PRO:HB3	1.92	0.50
1:X:160:LYS:HE2	1:X:163:LEU:HD11	1.92	0.50
1:E:126:LYS:HG2	4:E:1146:HOH:O	2.12	0.50
1:F:108:GLY:O	1:F:112:ALA:HB3	2.10	0.50
1:H:35:SER:O	1:H:39:MSE:CB	2.56	0.50
1:U:131:GLN:O	1:U:135:ASN:ND2	2.37	0.50
1:V:157:GLN:O	1:V:158:ILE:HD12	2.10	0.50
1:I:14:THR:O	1:L:118:PHE:HD1	1.94	0.50
1:N:167:ALA:N	1:O:85:ASN:HD21	2.05	0.50
1:Q:150:GLU:O	1:T:16:LYS:HE2	2.10	0.50
1:C:20:LEU:HD22	1:C:48:GLN:OE1	2.11	0.50
1:D:53:GLY:HA3	1:D:83:HIS:CG	2.46	0.50
1:F:113:ASP:O	1:F:116:ASN:HB2	2.11	0.50
1:G:13:VAL:HG11	1:G:65:ARG:HB2	1.92	0.50
1:G:148:PRO:HD2	4:G:1318:HOH:O	2.11	0.50
1:I:61:LEU:HD23	1:I:71:ILE:CD1	2.41	0.50
1:M:126:LYS:HZ2	1:Q:222:LEU:HG	1.76	0.50
1:B:202:ASN:HD21	1:B:204:ASP:HB2	1.75	0.50
1:E:146:TYR:OH	1:E:151:GLU:HB3	2.11	0.50
1:H:133:ALA:HB2	1:H:142:ALA:CB	2.42	0.50
1:L:204:ASP:OD2	1:L:204:ASP:N	2.41	0.50
1:S:198:TRP:HA	1:S:201:VAL:HG23	1.94	0.50
1:D:94:TRP:HB2	1:D:95:PRO:CD	2.42	0.50
1:E:30:LEU:HD12	1:E:39:MSE:SE	2.62	0.50
1:N:64:PHE:HE2	1:O:128:GLU:HB2	1.76	0.50
1:Q:123:GLU:H	1:Q:123:GLU:CD	2.15	0.50
1:R:163:LEU:O	1:R:164:MSE:HB2	2.12	0.50

Continued on next page...

Continued from previous page...

Atom-1	Atom-2	Interatomic distance (Å)	Clash overlap (Å)
1:S:202:ASN:C	1:S:202:ASN:ND2	2.65	0.50
1:J:167:ALA:O	1:J:168:ASP:HB2	2.11	0.50
1:L:141:TRP:NE1	1:L:161:HIS:HD2	1.95	0.50
1:P:202:ASN:HD21	1:P:204:ASP:HB2	1.77	0.50
1:C:110:LYS:O	1:C:114:LEU:HD13	2.12	0.50
1:E:74:ARG:HD3	1:H:135:ASN:O	2.11	0.50
1:E:107:PRO:HB3	1:E:203:TRP:CD2	2.47	0.50
1:H:13:VAL:HG11	1:H:65:ARG:HB2	1.93	0.50
1:U:212:LYS:O	1:U:217:GLN:HB2	2.12	0.50
1:V:169:ALA:HB2	4:V:1751:HOH:O	2.11	0.50
1:C:107:PRO:HB3	1:C:203:TRP:CE3	2.46	0.49
1:N:150:GLU:HG2	1:O:18:TYR:CE2	2.47	0.49
1:R:221:LYS:O	1:R:221:LYS:HG3	2.11	0.49
1:T:167:ALA:O	1:T:168:ASP:HB2	2.11	0.49
1:U:157:GLN:O	1:U:164:MSE:HE3	2.11	0.49
1:C:126:LYS:HE3	1:C:198:TRP:CD1	2.47	0.49
1:E:124:LYS:HE3	1:H:65:ARG:HA	1.94	0.49
1:P:39:MSE:HE2	1:P:39:MSE:CA	2.42	0.49
1:Q:210:LEU:O	1:Q:214:LEU:HG	2.12	0.49
1:T:94:TRP:HB2	1:T:95:PRO:CD	2.42	0.49
1:D:17:ARG:HH22	1:D:59:GLU:CD	2.15	0.49
1:D:70:GLN:OE1	1:D:70:GLN:HA	2.11	0.49
1:O:159:GLU:HB3	1:O:163:LEU:HD12	1.93	0.49
1:R:179:GLU:HB2	1:T:179:GLU:OE1	2.13	0.49
1:J:27:TYR:OH	1:J:44:GLN:HG3	2.12	0.49
1:K:169:ALA:HB2	4:K:903:HOH:O	2.11	0.49
1:L:204:ASP:HB2	1:L:208:ARG:HH22	1.77	0.49
1:N:141:TRP:CZ3	1:N:176:ASP:HB2	2.48	0.49
1:T:175:LEU:HD13	1:T:197:TRP:CD2	2.47	0.49
1:V:107:PRO:HB3	1:V:203:TRP:CE3	2.47	0.49
1:H:59:GLU:O	1:H:63:LYS:HG3	2.12	0.49
1:K:221:LYS:C	1:K:222:LEU:HD12	2.32	0.49
1:T:196:ASN:HB3	4:T:2519:HOH:O	2.10	0.49
1:F:22:PRO:CB	1:F:24:PRO:CD	2.89	0.49
1:F:139:VAL:HB	1:F:178:TRP:CG	2.47	0.49
1:U:208:ARG:O	1:U:212:LYS:HG3	2.12	0.49
1:H:183:TYR:CD1	1:H:187:LYS:O	2.66	0.49
1:I:202:ASN:C	1:I:202:ASN:HD22	2.16	0.49
1:P:98:ALA:CB	1:P:102:LYS:HD3	2.41	0.49
1:T:102:LYS:HD3	1:T:102:LYS:O	2.12	0.49
1:B:42:HIS:NE2	1:B:90:HIS:NE2	2.61	0.49

Continued on next page...

Continued from previous page...

Atom-1	Atom-2	Interatomic distance (Å)	Clash overlap (Å)
1:D:175:LEU:HD13	1:D:197:TRP:CD2	2.47	0.49
1:E:107:PRO:HB3	1:E:203:TRP:CE3	2.47	0.49
1:F:37:GLU:HB3	4:F:1194:HOH:O	2.11	0.49
1:G:163:LEU:O	1:G:164:MSE:HB2	2.13	0.49
1:X:94:TRP:HB2	1:X:95:PRO:CD	2.43	0.49
1:B:202:ASN:C	1:B:202:ASN:HD22	2.16	0.49
1:D:163:LEU:O	1:D:164:MSE:HB2	2.13	0.49
1:F:179:GLU:OE2	1:H:180:HIS:HB3	2.13	0.49
1:G:208:ARG:O	1:G:212:LYS:HG3	2.12	0.49
1:H:20:LEU:HD22	1:H:48:GLN:HB2	1.95	0.49
1:P:19:THR:HG22	4:P:2366:HOH:O	2.13	0.49
1:R:175:LEU:HD21	1:R:194:VAL:HG13	1.94	0.49
1:B:85:ASN:ND2	1:C:167:ALA:H	2.10	0.49
1:C:215:ASN:O	1:C:217:GLN:HG3	2.13	0.49
1:J:117:LYS:O	1:K:14:THR:HG22	2.12	0.49
1:S:114:LEU:HB3	1:S:153:LEU:HD11	1.95	0.49
1:E:167:ALA:H	1:H:85:ASN:ND2	1.95	0.48
1:G:50:TYR:CE1	1:G:161:HIS:HE1	2.31	0.48
1:Q:19:THR:HG22	4:Q:2097:HOH:O	2.11	0.48
1:Q:211:GLN:HG3	4:Q:2711:HOH:O	2.13	0.48
1:U:148:PRO:HD3	1:U:169:ALA:HA	1.94	0.48
1:F:175:LEU:CD2	1:F:194:VAL:HG13	2.42	0.48
1:N:141:TRP:HE1	1:N:161:HIS:CD2	2.13	0.48
1:S:222:LEU:N	1:S:222:LEU:HD12	2.28	0.48
1:F:27:TYR:CD2	1:F:36:ALA:HB1	2.49	0.48
1:G:86:GLY:O	1:G:90:HIS:ND1	2.46	0.48
1:I:126:LYS:CE	1:O:222:LEU:HD11	2.41	0.48
1:N:157:GLN:HG3	1:O:77:LEU:HD12	1.94	0.48
1:T:47:HIS:CE1	1:T:94:TRP:HE1	2.32	0.48
1:U:107:PRO:HB3	1:U:203:TRP:CD2	2.48	0.48
1:F:176:ASP:O	1:F:193:TYR:HE2	1.97	0.48
1:F:220:LEU:O	1:F:221:LYS:HB3	2.13	0.48
1:G:61:LEU:O	1:G:65:ARG:HG3	2.13	0.48
1:H:59:GLU:HG3	1:H:63:LYS:CE	2.37	0.48
1:I:50:TYR:CZ	1:I:161:HIS:CE1	3.00	0.48
1:N:16:LYS:O	1:N:58:LEU:HD23	2.13	0.48
1:R:14:THR:HG23	4:S:2183:HOH:O	2.13	0.48
1:A:107:PRO:O	1:A:112:ALA:HB2	2.13	0.48
1:A:210:LEU:O	1:A:214:LEU:HB2	2.13	0.48
1:F:22:PRO:HB2	1:F:24:PRO:CD	2.34	0.48
1:H:97:MSE:HB3	1:H:200:VAL:CG1	2.40	0.48

Continued on next page...

Continued from previous page...

Atom-1	Atom-2	Interatomic distance (Å)	Clash overlap (Å)
1:J:24:PRO:HG3	4:J:2855:HOH:O	2.13	0.48
1:L:141:TRP:HE1	1:L:161:HIS:CD2	2.07	0.48
1:O:159:GLU:HG2	4:O:2273:HOH:O	2.13	0.48
1:P:221:LYS:O	1:P:221:LYS:HG2	2.13	0.48
1:T:33:TYR:CD1	1:T:196:ASN:ND2	2.82	0.48
1:W:159:GLU:HB3	1:W:163:LEU:HD12	1.95	0.48
1:X:111:ILE:HG22	1:X:207:GLU:OE1	2.14	0.48
1:A:140:GLY:HA3	1:A:158:ILE:O	2.13	0.48
1:D:30:LEU:HD12	1:D:200:VAL:CG1	2.43	0.48
1:J:50:TYR:CZ	1:J:161:HIS:HE1	2.31	0.48
1:J:50:TYR:HA	1:J:83:HIS:HD2	1.78	0.48
1:Q:24:PRO:HG3	4:Q:2879:HOH:O	2.13	0.48
1:R:20:LEU:HD12	1:R:21:PRO:HD2	1.95	0.48
1:R:77:LEU:HD12	1:S:157:GLN:HG3	1.95	0.48
1:V:28:ASN:HB3	1:V:36:ALA:HB2	1.95	0.48
1:X:78:ARG:NH1	3:X:424:BME:S2	2.80	0.48
1:A:127:GLU:O	1:A:131:GLN:HG2	2.14	0.48
1:J:37:GLU:HG3	1:J:41:LEU:CD2	2.44	0.48
1:Q:121:SER:HB2	1:Q:123:GLU:OE1	2.12	0.48
1:R:146:TYR:CD2	1:R:213:ALA:HB1	2.49	0.48
1:X:163:LEU:O	1:X:164:MSE:HB2	2.14	0.48
1:B:107:PRO:HB3	1:B:203:TRP:CE3	2.49	0.48
1:E:134:LYS:HE2	1:E:191:GLY:HA2	1.95	0.48
1:E:156:LEU:HD11	1:E:166:ALA:HB2	1.95	0.48
1:H:183:TYR:O	1:H:185:GLN:N	2.47	0.48
1:S:42:HIS:NE2	1:S:90:HIS:NE2	2.60	0.48
1:S:140:GLY:HA3	1:S:158:ILE:O	2.14	0.48
1:G:63:LYS:HG2	1:G:68:GLU:OE1	2.14	0.48
1:J:94:TRP:HB2	1:J:95:PRO:CD	2.44	0.48
1:N:15:THR:HG22	1:N:17:ARG:NH1	2.29	0.48
1:P:94:TRP:HB2	1:P:95:PRO:CD	2.44	0.48
1:U:63:LYS:HB3	1:U:63:LYS:HZ3	1.78	0.48
1:X:197:TRP:O	1:X:200:VAL:HG22	2.14	0.48
1:A:202:ASN:C	1:A:202:ASN:ND2	2.67	0.48
1:I:75:ALA:O	3:I:410:BME:H21	2.14	0.48
1:I:190:ARG:O	1:I:194:VAL:HG23	2.14	0.48
1:M:86:GLY:O	1:M:90:HIS:ND1	2.47	0.48
1:S:20:LEU:HD21	1:S:43:HIS:CE1	2.49	0.48
1:S:114:LEU:HD22	1:S:210:LEU:HD21	1.95	0.48
1:U:111:ILE:HG23	1:U:112:ALA:N	2.29	0.48
1:W:114:LEU:HD12	1:W:210:LEU:HD21	1.96	0.48

Continued on next page...

Continued from previous page...

Atom-1	Atom-2	Interatomic distance (Å)	Clash overlap (Å)
1:H:147:GLU:O	1:H:151:GLU:HA	2.14	0.47
1:N:15:THR:CG2	1:N:58:LEU:HG	2.44	0.47
1:Q:27:TYR:O	1:Q:36:ALA:HA	2.13	0.47
1:X:212:LYS:HB3	1:X:212:LYS:HZ2	1.77	0.47
1:D:175:LEU:HD13	1:D:197:TRP:CE2	2.49	0.47
1:F:18:TYR:CD1	1:F:18:TYR:N	2.81	0.47
1:F:97:MSE:HB3	1:F:200:VAL:HG12	1.95	0.47
1:F:133:ALA:O	1:F:177:VAL:HG11	2.13	0.47
1:H:94:TRP:HB2	1:H:95:PRO:CD	2.44	0.47
1:V:94:TRP:HB2	1:V:95:PRO:CD	2.44	0.47
1:A:102:LYS:HE3	1:A:202:ASN:ND2	2.29	0.47
1:B:66:LYS:C	1:B:68:GLU:H	2.16	0.47
1:C:106:LYS:HB3	1:C:107:PRO:HD2	1.96	0.47
1:E:64:PHE:HA	1:E:69:ALA:O	2.13	0.47
1:J:38:ILE:O	1:J:42:HIS:HB2	2.15	0.47
1:N:150:GLU:HG2	1:O:18:TYR:CD2	2.48	0.47
1:P:220:LEU:C	1:P:222:LEU:N	2.67	0.47
1:Q:70:GLN:HA	1:Q:70:GLN:OE1	2.14	0.47
1:T:121:SER:HB2	1:T:123:GLU:OE1	2.14	0.47
1:V:141:TRP:NE1	1:V:161:HIS:HD2	1.95	0.47
1:W:198:TRP:HA	1:W:201:VAL:HG23	1.97	0.47
1:A:96:ASN:OD1	1:A:173:LEU:HD12	2.14	0.47
1:B:222:LEU:HD13	1:B:222:LEU:O	2.15	0.47
1:F:27:TYR:OH	1:F:40:GLN:HB2	2.14	0.47
1:F:116:ASN:O	1:F:120:GLY:N	2.47	0.47
1:L:50:TYR:CZ	1:L:161:HIS:CE1	3.00	0.47
1:X:108:GLY:O	1:X:111:ILE:HG22	2.14	0.47
1:E:123:GLU:H	1:E:123:GLU:CD	2.18	0.47
1:F:17:ARG:HB3	1:F:55:ASN:HD21	1.78	0.47
1:M:148:PRO:HD2	4:M:1470:HOH:O	2.15	0.47
1:S:75:ALA:HA	3:T:420:BME:S2	2.55	0.47
1:T:24:PRO:HD2	4:T:2770:HOH:O	2.14	0.47
1:T:107:PRO:HB2	1:T:111:ILE:HG23	1.96	0.47
1:V:94:TRP:HB2	1:V:95:PRO:HD3	1.96	0.47
1:V:146:TYR:OH	1:V:151:GLU:HB3	2.15	0.47
1:B:49:GLY:HA3	4:B:670:HOH:O	2.15	0.47
1:B:163:LEU:O	1:B:164:MSE:HB2	2.14	0.47
1:I:63:LYS:NZ	1:I:63:LYS:CB	2.74	0.47
1:J:85:ASN:HD21	1:K:167:ALA:N	2.09	0.47
1:R:30:LEU:HD22	1:R:200:VAL:CG1	2.44	0.47
1:S:167:ALA:O	1:S:168:ASP:HB2	2.13	0.47

Continued on next page...

Continued from previous page...

Atom-1	Atom-2	Interatomic distance (Å)	Clash overlap (Å)
4:U:2004:HOH:O	1:X:14:THR:HG23	2.13	0.47
1:X:49:GLY:HA3	4:X:1971:HOH:O	2.14	0.47
1:A:94:TRP:HB2	1:A:95:PRO:CD	2.44	0.47
1:A:123:GLU:CD	1:A:123:GLU:N	2.68	0.47
1:A:157:GLN:HE22	1:D:74:ARG:CG	2.24	0.47
1:F:50:TYR:HA	1:F:83:HIS:HD2	1.78	0.47
1:F:62:GLU:HG2	1:F:66:LYS:HE3	1.97	0.47
1:F:198:TRP:C	1:F:200:VAL:H	2.18	0.47
1:H:183:TYR:HA	1:H:187:LYS:CA	2.45	0.47
1:H:183:TYR:C	1:H:185:GLN:N	2.68	0.47
1:I:107:PRO:HB3	1:I:203:TRP:CE3	2.49	0.47
3:K:412:BME:H11	1:L:75:ALA:HB2	1.96	0.47
1:N:30:LEU:HD12	1:N:30:LEU:N	2.30	0.47
1:P:157:GLN:O	1:P:164:MSE:HE3	2.14	0.47
1:Q:75:ALA:HA	3:Q:418:BME:H21	1.96	0.47
1:Q:85:ASN:HD21	1:T:167:ALA:N	2.03	0.47
1:U:120:GLY:HA2	1:X:12:SER:O	2.15	0.47
1:U:163:LEU:O	1:U:164:MSE:HB2	2.14	0.47
1:W:141:TRP:HB2	1:W:158:ILE:HB	1.96	0.47
1:D:35:SER:O	1:D:39:MSE:HG2	2.14	0.47
1:F:175:LEU:HD13	1:F:197:TRP:CE2	2.50	0.47
1:I:17:ARG:HG3	4:I:773:HOH:O	2.15	0.47
1:J:29:ALA:HB1	1:J:99:PRO:HG3	1.96	0.47
1:N:40:GLN:OE1	4:N:1629:HOH:O	2.21	0.47
1:E:70:GLN:HA	1:E:70:GLN:OE1	2.14	0.47
1:E:164:MSE:SE	1:H:78:ARG:HG2	2.64	0.47
1:G:28:ASN:HA	1:G:36:ALA:HB2	1.97	0.47
1:H:202:ASN:C	1:H:202:ASN:HD22	2.18	0.47
1:K:163:LEU:O	1:K:164:MSE:CB	2.61	0.47
1:O:202:ASN:ND2	1:O:204:ASP:HB2	2.23	0.47
1:X:25:TYR:HE1	1:X:39:MSE:HE2	1.79	0.47
1:B:126:LYS:HG3	1:B:198:TRP:CZ2	2.50	0.47
1:H:78:ARG:NH1	3:H:408:BME:H22	2.30	0.47
1:I:18:TYR:CD1	1:L:150:GLU:HG2	2.49	0.47
1:M:44:GLN:NE2	4:M:1539:HOH:O	2.48	0.47
1:R:42:HIS:HA	1:R:46:HIS:CD2	2.50	0.47
1:T:42:HIS:NE2	1:T:90:HIS:NE2	2.52	0.47
1:A:62:GLU:HG2	1:A:66:LYS:HE3	1.98	0.46
1:F:204:ASP:O	1:F:208:ARG:HG3	2.15	0.46
1:H:26:ALA:CB	1:H:29:ALA:HB2	2.44	0.46
1:H:100:PRO:C	1:H:102:LYS:H	2.19	0.46

Continued on next page...

Continued from previous page...

Atom-1	Atom-2	Interatomic distance (Å)	Clash overlap (Å)
1:J:16:LYS:NZ	1:K:151:GLU:O	2.47	0.46
1:O:163:LEU:O	1:O:164:MSE:HB2	2.15	0.46
1:T:136:VAL:HG21	1:T:177:VAL:HG21	1.96	0.46
1:U:110:LYS:HG3	1:U:211:GLN:HE22	1.80	0.46
1:X:27:TYR:O	1:X:36:ALA:HA	2.15	0.46
1:B:75:ALA:HB2	3:B:402:BME:H12	1.96	0.46
1:E:144:LEU:HD11	1:E:153:LEU:HB3	1.97	0.46
1:J:37:GLU:HG2	1:J:184:LEU:HD13	1.96	0.46
1:J:187:LYS:HE2	4:L:2902:HOH:O	2.15	0.46
1:R:127:GLU:HG2	1:S:64:PHE:HZ	1.80	0.46
1:E:167:ALA:O	1:E:168:ASP:HB2	2.15	0.46
1:L:71:ILE:CG1	1:L:76:VAL:HG21	2.45	0.46
1:M:85:ASN:HD21	1:P:167:ALA:N	2.08	0.46
1:P:34:ILE:HG21	1:P:39:MSE:HE3	1.98	0.46
1:R:70:GLN:CD	1:R:71:ILE:H	2.18	0.46
1:S:94:TRP:N	1:S:95:PRO:HD2	2.30	0.46
1:T:53:GLY:HA3	1:T:83:HIS:ND1	2.31	0.46
1:D:208:ARG:HD2	1:D:222:LEU:HD13	1.97	0.46
1:R:15:THR:HG23	1:R:15:THR:O	2.16	0.46
1:W:17:ARG:HG3	4:W:1897:HOH:O	2.14	0.46
1:X:102:LYS:HE2	1:X:202:ASN:ND2	2.31	0.46
1:D:75:ALA:HB2	3:D:404:BME:H12	1.97	0.46
1:F:120:GLY:N	1:G:13:VAL:HG22	2.30	0.46
1:F:163:LEU:O	1:F:164:MSE:HB2	2.16	0.46
1:J:107:PRO:C	1:J:112:ALA:HB2	2.36	0.46
1:L:66:LYS:CB	1:L:68:GLU:HG3	2.46	0.46
1:N:111:ILE:O	1:N:115:ILE:HG13	2.15	0.46
1:S:202:ASN:HD22	1:S:204:ASP:H	1.64	0.46
1:T:94:TRP:HB2	1:T:95:PRO:HD3	1.97	0.46
1:E:33:TYR:HE2	1:E:100:PRO:HG3	1.80	0.46
1:E:118:PHE:CZ	1:E:152:GLN:HA	2.50	0.46
1:I:62:GLU:HG2	1:I:66:LYS:HE3	1.97	0.46
1:I:215:ASN:HB3	1:I:217:GLN:HE21	1.80	0.46
1:K:20:LEU:HD22	1:K:48:GLN:OE1	2.15	0.46
1:K:66:LYS:HB2	1:K:68:GLU:HG3	1.97	0.46
1:Q:111:ILE:HG23	1:Q:112:ALA:N	2.30	0.46
4:S:2153:HOH:O	1:T:83:HIS:HE1	1.98	0.46
1:U:107:PRO:HB2	1:U:111:ILE:HG23	1.97	0.46
1:G:57:ALA:HB1	1:G:80:LEU:HB2	1.98	0.46
1:O:30:LEU:HB2	1:O:39:MSE:HE3	1.97	0.46
1:R:35:SER:HB3	1:R:38:ILE:HG13	1.97	0.46

Continued on next page...

Continued from previous page...

Atom-1	Atom-2	Interatomic distance (Å)	Clash overlap (Å)
1:T:141:TRP:NE1	1:T:161:HIS:HD2	1.99	0.46
1:V:141:TRP:CH2	1:V:176:ASP:HB2	2.50	0.46
1:J:14:THR:O	1:K:118:PHE:HA	2.16	0.46
1:J:106:LYS:HB3	1:J:107:PRO:HD2	1.97	0.46
1:M:146:TYR:OH	1:M:151:GLU:HB3	2.15	0.46
1:M:222:LEU:N	1:M:222:LEU:HD22	2.30	0.46
1:P:35:SER:OG	1:P:38:ILE:HG13	2.16	0.46
1:Q:62:GLU:CG	1:Q:66:LYS:HE3	2.46	0.46
1:Q:114:LEU:HD12	1:Q:210:LEU:HD11	1.98	0.46
1:W:107:PRO:HB3	1:W:203:TRP:CE3	2.50	0.46
1:F:179:GLU:OE1	1:H:179:GLU:HB2	2.16	0.46
1:G:28:ASN:N	1:G:28:ASN:HD22	2.13	0.46
1:G:202:ASN:HD21	1:G:204:ASP:HB2	1.79	0.46
1:H:34:ILE:HD12	1:H:39:MSE:CE	2.46	0.46
1:M:50:TYR:HA	1:M:83:HIS:CD2	2.49	0.46
1:R:208:ARG:O	1:R:212:LYS:HG3	2.16	0.46
1:K:83:HIS:HE1	4:L:760:HOH:O	1.99	0.46
1:L:18:TYR:HE1	1:L:58:LEU:HD11	1.81	0.46
1:L:202:ASN:HD21	1:L:204:ASP:CG	2.19	0.46
1:N:110:LYS:O	1:N:114:LEU:HG	2.16	0.46
1:D:30:LEU:O	1:D:33:TYR:HB2	2.16	0.45
1:F:25:TYR:O	1:F:25:TYR:CD1	2.70	0.45
1:F:38:ILE:O	1:F:42:HIS:HB2	2.16	0.45
1:F:120:GLY:HA3	4:G:3024:HOH:O	2.15	0.45
1:P:27:TYR:O	1:P:36:ALA:HA	2.16	0.45
1:T:68:GLU:O	1:T:69:ALA:HB2	2.16	0.45
1:V:68:GLU:O	1:V:69:ALA:HB2	2.16	0.45
1:G:126:LYS:HE3	1:G:198:TRP:CG	2.52	0.45
1:H:28:ASN:CG	1:H:36:ALA:HB2	2.37	0.45
1:H:30:LEU:HD22	1:H:200:VAL:CG1	2.45	0.45
1:N:40:GLN:CG	1:N:44:GLN:NE2	2.80	0.45
1:O:30:LEU:HD12	1:O:39:MSE:CE	2.46	0.45
1:Q:141:TRP:CA	1:Q:177:VAL:HG23	2.42	0.45
1:V:75:ALA:HA	3:V:422:BME:H11	1.97	0.45
1:B:190:ARG:O	1:B:193:TYR:HB3	2.15	0.45
1:C:110:LYS:HG3	1:C:211:GLN:HE21	1.81	0.45
1:G:28:ASN:HD22	1:G:28:ASN:H	1.65	0.45
1:K:115:ILE:O	1:K:119:PHE:HB2	2.17	0.45
1:L:198:TRP:HA	1:L:201:VAL:HG23	1.98	0.45
1:R:180:HIS:CD2	1:R:180:HIS:C	2.89	0.45
1:X:141:TRP:NE1	1:X:161:HIS:HD2	1.92	0.45

Continued on next page...

Continued from previous page...

Atom-1	Atom-2	Interatomic distance (Å)	Clash overlap (Å)
1:B:133:ALA:HB2	1:B:142:ALA:HB2	1.97	0.45
1:C:50:TYR:CE1	1:C:161:HIS:HE1	2.35	0.45
1:C:126:LYS:HG3	1:C:198:TRP:CZ2	2.51	0.45
1:D:110:LYS:O	1:D:114:LEU:HG	2.17	0.45
1:D:141:TRP:CZ3	1:D:176:ASP:HB2	2.50	0.45
1:E:96:ASN:OD1	1:E:173:LEU:HA	2.17	0.45
1:F:20:LEU:HD11	1:F:43:HIS:CE1	2.50	0.45
1:J:37:GLU:O	1:J:41:LEU:HD23	2.16	0.45
1:O:50:TYR:CZ	1:O:161:HIS:CE1	2.97	0.45
1:V:202:ASN:C	1:V:202:ASN:HD22	2.19	0.45
1:X:74:ARG:HG2	3:X:424:BME:H12	1.98	0.45
1:D:96:ASN:HD22	1:D:96:ASN:HA	1.63	0.45
1:E:111:ILE:HD12	1:E:210:LEU:HD22	1.97	0.45
1:F:31:GLU:CB	1:F:33:TYR:HD2	2.29	0.45
1:V:123:GLU:H	1:V:123:GLU:CD	2.20	0.45
1:X:17:ARG:NH2	1:X:62:GLU:OE1	2.50	0.45
1:D:107:PRO:HD3	1:D:122:PHE:CE1	2.52	0.45
1:H:179:GLU:HG2	4:H:2916:HOH:O	2.17	0.45
1:P:94:TRP:HB2	1:P:95:PRO:HD3	1.99	0.45
1:V:78:ARG:HH11	3:V:422:BME:C2	2.26	0.45
1:D:94:TRP:HB2	1:D:95:PRO:HD3	1.99	0.45
1:D:198:TRP:HA	1:D:201:VAL:HG23	1.99	0.45
1:F:33:TYR:CE2	1:F:199:ASN:HB2	2.51	0.45
1:F:182:TYR:HB3	1:F:193:TYR:CG	2.52	0.45
1:G:111:ILE:CD1	1:G:210:LEU:HD22	2.47	0.45
1:G:111:ILE:HG23	1:G:112:ALA:N	2.31	0.45
1:H:175:LEU:HD21	1:H:194:VAL:HG22	1.98	0.45
1:J:35:SER:O	1:J:39:MSE:HG2	2.15	0.45
1:O:144:LEU:HB3	1:O:173:LEU:HB3	1.99	0.45
1:Q:221:LYS:O	1:Q:222:LEU:HD22	2.17	0.45
1:F:34:ILE:HD12	1:F:97:MSE:HE1	1.99	0.45
1:F:195:ASP:C	1:F:197:TRP:H	2.19	0.45
1:H:20:LEU:HG	1:H:43:HIS:CE1	2.51	0.45
1:M:208:ARG:O	1:M:212:LYS:HG3	2.16	0.45
1:U:40:GLN:NE2	4:U:1725:HOH:O	2.49	0.45
1:U:86:GLY:O	1:U:90:HIS:ND1	2.48	0.45
1:X:102:LYS:HE3	1:X:204:ASP:OD2	2.17	0.45
1:A:148:PRO:CB	1:D:218:ILE:HD13	2.46	0.45
1:F:140:GLY:HA3	1:F:158:ILE:O	2.17	0.45
1:H:38:ILE:HD11	1:H:185:GLN:CB	2.47	0.45
1:J:16:LYS:O	1:J:58:LEU:HD13	2.16	0.45

Continued on next page...

Continued from previous page...

Atom-1	Atom-2	Interatomic distance (Å)	Clash overlap (Å)
1:Q:59:GLU:OE2	1:Q:63:LYS:HE3	2.17	0.45
1:R:220:LEU:O	1:R:221:LYS:HG2	2.17	0.45
1:X:94:TRP:HB2	1:X:95:PRO:HD3	1.98	0.45
1:H:61:LEU:HG	1:H:76:VAL:HG11	1.99	0.45
1:H:99:PRO:O	1:H:102:LYS:HB3	2.16	0.45
1:H:133:ALA:HB2	1:H:142:ALA:HB2	1.99	0.45
1:H:182:TYR:CD1	1:H:183:TYR:N	2.83	0.45
1:I:27:TYR:O	1:I:36:ALA:HA	2.17	0.45
1:J:50:TYR:HA	1:J:83:HIS:CD2	2.51	0.45
1:N:197:TRP:O	1:N:200:VAL:HG22	2.16	0.45
1:O:208:ARG:NH2	4:O:2265:HOH:O	2.49	0.45
1:P:74:ARG:NE	3:P:416:BME:H12	2.32	0.45
1:R:149:LEU:HD12	1:S:221:LYS:CE	2.47	0.45
1:S:202:ASN:ND2	1:S:204:ASP:H	2.15	0.45
1:D:34:ILE:HG21	1:D:39:MSE:SE	2.67	0.44
1:E:50:TYR:HA	1:E:83:HIS:HD2	1.82	0.44
1:F:205:ASP:O	1:F:209:ARG:HG3	2.17	0.44
1:H:26:ALA:H	1:H:29:ALA:CB	2.24	0.44
1:O:28:ASN:O	1:O:31:GLU:HG3	2.17	0.44
1:U:159:GLU:HG3	1:U:164:MSE:HE2	1.99	0.44
1:B:221:LYS:O	1:B:222:LEU:CB	2.65	0.44
1:C:98:ALA:HB1	1:C:102:LYS:CE	2.47	0.44
1:G:50:TYR:HA	1:G:83:HIS:CD2	2.50	0.44
1:G:70:GLN:HA	1:G:70:GLN:NE2	2.32	0.44
1:R:94:TRP:HB2	1:R:95:PRO:HD3	1.99	0.44
1:R:141:TRP:HE1	1:R:161:HIS:CD2	2.21	0.44
1:T:62:GLU:CG	1:T:66:LYS:HE3	2.47	0.44
1:W:40:GLN:HB2	4:W:1910:HOH:O	2.17	0.44
1:A:96:ASN:HD22	1:A:96:ASN:HA	1.59	0.44
1:C:63:LYS:NZ	1:C:63:LYS:HB3	2.32	0.44
1:H:212:LYS:O	1:H:217:GLN:HB2	2.17	0.44
1:L:160:LYS:HE2	1:L:163:LEU:HD11	1.98	0.44
1:Q:141:TRP:HE1	1:Q:161:HIS:CD2	2.21	0.44
1:R:78:ARG:HG2	1:S:164:MSE:SE	2.67	0.44
1:V:18:TYR:HE1	1:V:58:LEU:HD11	1.82	0.44
1:C:198:TRP:HA	1:C:201:VAL:HG23	1.99	0.44
1:E:59:GLU:HG3	1:E:63:LYS:HE3	1.99	0.44
1:E:179:GLU:HB2	1:G:179:GLU:HB2	2.00	0.44
1:J:14:THR:O	1:K:118:PHE:HD1	2.00	0.44
1:M:102:LYS:NZ	1:M:202:ASN:ND2	2.63	0.44
1:M:144:LEU:HB3	1:M:173:LEU:HB3	1.97	0.44

Continued on next page...

Continued from previous page...

Atom-1	Atom-2	Interatomic distance (Å)	Clash overlap (Å)
1:R:54:ALA:O	1:R:58:LEU:HG	2.17	0.44
1:S:73:ILE:HG23	1:S:74:ARG:N	2.33	0.44
1:T:50:TYR:CZ	1:T:161:HIS:CE1	3.05	0.44
1:W:70:GLN:HE21	1:W:70:GLN:CA	2.27	0.44
1:X:167:ALA:O	1:X:168:ASP:HB2	2.17	0.44
1:E:110:LYS:HB3	1:E:110:LYS:HZ2	1.82	0.44
1:E:198:TRP:HA	1:E:201:VAL:HG23	1.99	0.44
1:F:97:MSE:HE3	1:F:197:TRP:CD1	2.53	0.44
1:H:75:ALA:N	3:H:408:BME:H11	2.32	0.44
1:H:182:TYR:HD1	1:H:183:TYR:H	1.63	0.44
1:I:94:TRP:HB2	1:I:95:PRO:CD	2.47	0.44
1:Q:56:ALA:O	1:Q:60:LYS:HG3	2.18	0.44
1:B:119:PHE:HA	1:C:65:ARG:HD3	2.00	0.44
1:C:107:PRO:C	1:C:112:ALA:HB2	2.38	0.44
1:D:162:ASN:OD1	1:D:162:ASN:N	2.50	0.44
1:E:166:ALA:HB3	1:E:169:ALA:HB3	1.98	0.44
1:F:33:TYR:CD2	1:F:196:ASN:O	2.71	0.44
1:F:45:LYS:HD3	1:F:45:LYS:HA	1.86	0.44
1:G:106:LYS:HG2	1:G:122:PHE:CD2	2.53	0.44
1:J:19:THR:HG22	4:J:886:HOH:O	2.18	0.44
1:O:17:ARG:HH22	1:O:59:GLU:CD	2.21	0.44
1:P:40:GLN:NE2	1:P:44:GLN:OE1	2.50	0.44
1:T:59:GLU:O	1:T:63:LYS:HG3	2.18	0.44
1:U:135:ASN:O	1:X:74:ARG:HD3	2.18	0.44
1:W:202:ASN:HD21	1:W:204:ASP:HB2	1.82	0.44
1:B:29:ALA:HB1	1:B:99:PRO:CG	2.37	0.44
1:C:83:HIS:HE1	4:D:576:HOH:O	2.00	0.44
1:E:97:MSE:C	1:E:202:ASN:HB2	2.38	0.44
1:G:120:GLY:O	1:G:121:SER:CB	2.65	0.44
1:M:29:ALA:HB1	1:M:99:PRO:HG3	2.00	0.44
1:O:131:GLN:NE2	4:O:2230:HOH:O	2.50	0.44
1:R:150:GLU:HG2	1:S:18:TYR:CE2	2.52	0.44
1:T:38:ILE:O	4:T:2718:HOH:O	2.21	0.44
1:T:221:LYS:O	1:T:222:LEU:HB3	2.17	0.44
1:U:71:ILE:HG23	1:U:71:ILE:O	2.17	0.44
1:F:34:ILE:CG2	1:F:39:MSE:SE	3.15	0.44
1:F:59:GLU:HG3	1:F:63:LYS:HE3	1.99	0.44
1:J:18:TYR:CE1	1:J:58:LEU:HD11	2.47	0.44
1:M:72:ASP:OD2	1:M:75:ALA:HB2	2.18	0.44
1:M:209:ARG:NH2	2:M:313:ACT:H1	2.26	0.44
1:P:59:GLU:OE2	1:P:63:LYS:HE3	2.18	0.44

Continued on next page...

Continued from previous page...

Atom-1	Atom-2	Interatomic distance (Å)	Clash overlap (Å)
1:P:146:TYR:HB2	1:P:172:LEU:HD11	1.99	0.44
1:T:20:LEU:HD22	1:T:48:GLN:OE1	2.18	0.44
1:B:50:TYR:CZ	1:B:161:HIS:CE1	3.05	0.44
1:E:37:GLU:CD	1:E:184:LEU:HD13	2.39	0.44
1:Q:33:TYR:HE2	1:Q:100:PRO:CG	2.31	0.44
1:S:96:ASN:OD1	1:S:173:LEU:HA	2.18	0.44
1:W:53:GLY:HA3	1:W:83:HIS:CG	2.52	0.44
1:A:61:LEU:O	1:A:65:ARG:HG3	2.18	0.43
1:D:53:GLY:HA3	1:D:83:HIS:ND1	2.33	0.43
1:F:27:TYR:HD2	1:F:36:ALA:HB1	1.83	0.43
1:H:60:LYS:HD2	4:H:1416:HOH:O	2.17	0.43
1:H:61:LEU:O	1:H:65:ARG:HG3	2.18	0.43
1:H:102:LYS:O	1:H:102:LYS:HG2	2.17	0.43
1:H:134:LYS:HE2	1:H:191:GLY:HA2	2.00	0.43
1:I:119:PHE:HA	1:L:65:ARG:HD3	2.00	0.43
1:I:126:LYS:NZ	1:O:222:LEU:HD21	2.33	0.43
1:M:18:TYR:HE1	1:M:58:LEU:HD11	1.83	0.43
1:P:17:ARG:HA	1:P:17:ARG:HD3	1.81	0.43
1:Q:147:GLU:HA	1:Q:148:PRO:HD3	1.84	0.43
1:Q:187:LYS:HB3	1:Q:188:ASN:H	1.58	0.43
1:S:209:ARG:HB3	1:S:219:ALA:HB1	2.00	0.43
1:F:195:ASP:OD1	1:F:195:ASP:N	2.50	0.43
1:H:47:HIS:O	1:H:51:VAL:HG23	2.18	0.43
1:H:50:TYR:CZ	1:H:161:HIS:CE1	3.01	0.43
1:M:24:PRO:HG3	4:M:2878:HOH:O	2.18	0.43
1:M:59:GLU:OE2	1:M:63:LYS:HG3	2.18	0.43
1:T:91:SER:O	1:T:95:PRO:HD2	2.19	0.43
1:T:133:ALA:HB2	1:T:142:ALA:HB2	1.99	0.43
1:U:107:PRO:C	1:U:112:ALA:HB2	2.37	0.43
1:V:163:LEU:O	1:V:164:MSE:HB2	2.18	0.43
1:W:194:VAL:O	1:W:197:TRP:HB3	2.18	0.43
1:D:42:HIS:NE2	1:D:90:HIS:NE2	2.61	0.43
1:E:65:ARG:HD3	1:H:119:PHE:HA	2.00	0.43
1:F:73:ILE:CG2	1:G:135:ASN:HD22	2.31	0.43
1:H:108:GLY:CA	1:H:112:ALA:HB2	2.48	0.43
1:V:138:GLY:HA3	4:V:1834:HOH:O	2.19	0.43
1:X:210:LEU:O	1:X:210:LEU:HD22	2.18	0.43
1:C:197:TRP:O	1:C:200:VAL:HG22	2.17	0.43
1:E:65:ARG:HA	1:H:124:LYS:CD	2.48	0.43
1:E:123:GLU:CD	1:E:123:GLU:N	2.71	0.43
1:E:190:ARG:O	1:E:194:VAL:HG23	2.19	0.43

Continued on next page...

Continued from previous page...

Atom-1	Atom-2	Interatomic distance (Å)	Clash overlap (Å)
1:F:23:LEU:HB2	1:F:43:HIS:CD2	2.53	0.43
1:F:89:LEU:CD1	4:F:2920:HOH:O	2.61	0.43
1:F:188:ASN:HD21	1:H:45:LYS:HZ3	1.64	0.43
1:K:167:ALA:O	1:K:168:ASP:HB2	2.18	0.43
1:M:94:TRP:HB2	1:M:95:PRO:CD	2.48	0.43
1:M:162:ASN:OD1	1:M:162:ASN:N	2.52	0.43
1:O:103:GLY:HA2	1:O:201:VAL:O	2.18	0.43
1:A:102:LYS:O	1:A:102:LYS:HD3	2.18	0.43
1:C:110:LYS:NZ	1:C:114:LEU:HD11	2.33	0.43
1:H:115:ILE:O	1:H:119:PHE:HB2	2.18	0.43
1:J:126:LYS:HE3	1:J:198:TRP:CD1	2.54	0.43
1:L:141:TRP:CZ3	1:L:176:ASP:HB2	2.54	0.43
1:M:134:LYS:HE2	1:M:191:GLY:HA2	2.01	0.43
1:M:179:GLU:HB2	1:O:179:GLU:HB2	1.99	0.43
1:M:217:GLN:HA	1:P:217:GLN:HA	2.01	0.43
1:S:106:LYS:HG2	1:S:122:PHE:CD2	2.54	0.43
1:G:75:ALA:HA	3:H:408:BME:H21	2.00	0.43
1:P:163:LEU:O	1:P:164:MSE:HB2	2.18	0.43
1:Q:102:LYS:HD3	4:Q:2095:HOH:O	2.18	0.43
1:R:107:PRO:HB3	1:R:203:TRP:CD2	2.53	0.43
1:V:16:LYS:HE3	1:W:150:GLU:O	2.19	0.43
1:C:208:ARG:HB2	1:C:208:ARG:HH11	1.82	0.43
1:G:107:PRO:HB2	1:G:111:ILE:HG23	2.01	0.43
1:M:50:TYR:CZ	1:M:161:HIS:HE1	2.35	0.43
1:O:97:MSE:HA	1:O:200:VAL:O	2.19	0.43
1:I:74:ARG:HG3	1:L:157:GLN:NE2	2.28	0.43
1:I:140:GLY:HA3	1:I:158:ILE:O	2.18	0.43
1:I:157:GLN:HE22	1:L:74:ARG:HG3	1.84	0.43
1:K:27:TYR:O	1:K:36:ALA:HA	2.18	0.43
1:K:96:ASN:HD22	1:K:96:ASN:HA	1.61	0.43
1:S:111:ILE:HG22	1:S:207:GLU:OE1	2.19	0.43
1:U:21:PRO:HA	1:U:22:PRO:HD3	1.88	0.43
1:V:41:LEU:O	1:V:45:LYS:HB2	2.17	0.43
1:X:96:ASN:HD22	1:X:96:ASN:HA	1.68	0.43
1:G:28:ASN:H	1:G:28:ASN:ND2	2.15	0.43
1:I:108:GLY:O	1:I:111:ILE:HG22	2.19	0.43
1:N:50:TYR:CZ	1:N:161:HIS:CE1	3.03	0.43
1:O:202:ASN:C	1:O:202:ASN:HD22	2.22	0.43
1:P:96:ASN:HD22	1:P:96:ASN:HA	1.63	0.43
3:Q:418:BME:S2	1:R:75:ALA:HA	2.58	0.43
1:R:25:TYR:HB2	1:R:29:ALA:CB	2.48	0.43

Continued on next page...

Continued from previous page...

Atom-1	Atom-2	Interatomic distance (Å)	Clash overlap (Å)
1:D:78:ARG:NH1	3:D:404:BME:H22	2.34	0.43
1:O:79:ASP:OD1	3:P:416:BME:H22	2.19	0.43
1:S:40:GLN:O	1:S:44:GLN:HB2	2.19	0.43
1:T:204:ASP:HB3	1:T:208:ARG:HH12	1.83	0.43
1:V:16:LYS:HB3	1:V:16:LYS:HZ3	1.83	0.43
1:V:93:PHE:O	1:V:96:ASN:HB2	2.19	0.43
1:A:124:LYS:HD2	1:D:65:ARG:HA	2.00	0.42
1:B:40:GLN:NE2	4:B:694:HOH:O	2.51	0.42
1:B:107:PRO:HB2	1:B:111:ILE:HG23	2.00	0.42
1:C:98:ALA:CB	1:C:102:LYS:HE3	2.49	0.42
1:D:159:GLU:HG3	1:D:164:MSE:HE2	2.01	0.42
1:F:24:PRO:O	1:F:25:TYR:CD2	2.72	0.42
1:F:27:TYR:HA	4:F:1182:HOH:O	2.19	0.42
1:F:85:ASN:CB	1:F:161:HIS:O	2.65	0.42
1:H:99:PRO:HA	1:H:100:PRO:HD3	1.82	0.42
1:I:78:ARG:HG2	1:L:164:MSE:SE	2.69	0.42
1:J:63:LYS:NZ	1:J:63:LYS:HB3	2.33	0.42
1:O:71:ILE:HD11	1:O:76:VAL:HG21	2.00	0.42
1:R:61:LEU:O	1:R:65:ARG:HG3	2.19	0.42
1:S:50:TYR:CZ	1:S:161:HIS:CE1	3.00	0.42
1:T:183:TYR:O	1:T:187:LYS:HD3	2.19	0.42
1:V:157:GLN:C	1:V:158:ILE:HD12	2.40	0.42
1:W:148:PRO:HD3	1:W:169:ALA:HA	2.01	0.42
1:A:17:ARG:HA	1:A:17:ARG:HD3	1.77	0.42
1:A:40:GLN:O	1:A:44:GLN:HB2	2.19	0.42
1:B:133:ALA:HB2	1:B:142:ALA:CB	2.49	0.42
1:E:163:LEU:O	1:E:164:MSE:HB2	2.19	0.42
1:E:221:LYS:O	1:E:222:LEU:CB	2.65	0.42
1:F:33:TYR:CD1	1:F:196:ASN:HB3	2.54	0.42
1:I:209:ARG:HB3	1:I:219:ALA:HB1	2.01	0.42
1:M:71:ILE:CD1	1:M:76:VAL:HG21	2.46	0.42
1:M:84:LEU:HG	1:M:88:ILE:HD11	2.01	0.42
1:R:202:ASN:HD21	1:R:204:ASP:HB2	1.83	0.42
1:B:53:GLY:HA3	1:B:83:HIS:CG	2.54	0.42
1:D:221:LYS:O	1:D:222:LEU:HB2	2.19	0.42
1:E:66:LYS:C	1:E:68:GLU:H	2.23	0.42
1:E:157:GLN:HG3	1:H:77:LEU:HD12	2.01	0.42
1:F:110:LYS:O	1:F:114:LEU:HG	2.18	0.42
1:F:139:VAL:HB	1:F:178:TRP:CD2	2.54	0.42
1:G:148:PRO:HD3	1:G:169:ALA:HA	2.01	0.42
1:I:163:LEU:O	1:I:164:MSE:HB2	2.19	0.42

Continued on next page...

Continued from previous page...

Atom-1	Atom-2	Interatomic distance (Å)	Clash overlap (Å)
1:I:204:ASP:O	1:I:208:ARG:HG3	2.19	0.42
1:N:85:ASN:HB3	1:N:161:HIS:O	2.19	0.42
1:U:71:ILE:CG1	1:U:76:VAL:HG21	2.49	0.42
1:W:53:GLY:HA3	1:W:83:HIS:CD2	2.54	0.42
1:B:173:LEU:HD11	1:B:197:TRP:CH2	2.54	0.42
1:F:30:LEU:HD11	1:F:200:VAL:HG11	1.94	0.42
1:G:21:PRO:HA	1:G:22:PRO:HD3	1.93	0.42
1:I:62:GLU:O	1:I:66:LYS:HG3	2.20	0.42
1:J:16:LYS:HG3	1:K:152:GLN:HB3	2.01	0.42
1:J:151:GLU:OE2	1:K:221:LYS:NZ	2.53	0.42
1:L:108:GLY:HA2	1:L:112:ALA:HB2	2.01	0.42
1:M:21:PRO:HA	1:M:22:PRO:HD3	1.92	0.42
1:M:27:TYR:O	1:M:36:ALA:HA	2.20	0.42
1:R:208:ARG:NH2	4:R:2170:HOH:O	2.35	0.42
1:C:139:VAL:HG12	4:C:2703:HOH:O	2.19	0.42
1:F:34:ILE:CD1	1:F:97:MSE:HE1	2.50	0.42
1:F:65:ARG:HA	1:G:124:LYS:HD2	2.00	0.42
1:F:195:ASP:C	1:F:197:TRP:N	2.72	0.42
1:G:90:HIS:CE1	1:G:141:TRP:HZ2	2.37	0.42
1:H:141:TRP:CH2	1:H:176:ASP:HB2	2.54	0.42
1:J:27:TYR:O	1:J:36:ALA:HA	2.20	0.42
1:K:94:TRP:HB2	1:K:95:PRO:CD	2.48	0.42
1:L:221:LYS:O	1:L:222:LEU:CB	2.61	0.42
1:N:180:HIS:HB3	1:P:179:GLU:OE2	2.18	0.42
1:P:40:GLN:HE21	1:P:44:GLN:CD	2.22	0.42
1:R:150:GLU:HG3	1:S:17:ARG:O	2.19	0.42
1:V:179:GLU:HB2	1:X:179:GLU:HB2	2.01	0.42
1:E:12:SER:HB2	4:H:1157:HOH:O	2.20	0.42
1:F:74:ARG:HE	3:F:406:BME:H12	1.85	0.42
1:H:62:GLU:HG2	1:H:66:LYS:HE2	2.02	0.42
1:H:145:VAL:HG12	1:H:171:VAL:HA	2.02	0.42
1:M:20:LEU:HD13	1:M:48:GLN:HA	2.02	0.42
1:M:35:SER:HB2	4:M:1526:HOH:O	2.20	0.42
1:M:50:TYR:CE1	1:M:161:HIS:HE1	2.38	0.42
1:M:107:PRO:O	1:M:112:ALA:HB2	2.20	0.42
1:P:78:ARG:NH1	3:P:416:BME:S2	2.89	0.42
1:R:175:LEU:HD22	1:R:197:TRP:CE3	2.54	0.42
1:S:59:GLU:HG3	1:S:63:LYS:HE3	2.02	0.42
1:S:107:PRO:HB3	1:S:203:TRP:CE3	2.54	0.42
1:V:221:LYS:O	1:V:222:LEU:CB	2.67	0.42
1:W:94:TRP:HB2	1:W:95:PRO:CD	2.50	0.42

Continued on next page...

Continued from previous page...

Atom-1	Atom-2	Interatomic distance (Å)	Clash overlap (Å)
1:F:162:ASN:OD1	1:F:162:ASN:N	2.52	0.42
1:G:98:ALA:HB2	1:G:202:ASN:HB2	2.02	0.42
1:L:110:LYS:HG3	1:L:211:GLN:NE2	2.34	0.42
1:M:74:ARG:HG3	1:P:157:GLN:HE22	1.84	0.42
1:P:38:ILE:HG22	1:P:39:MSE:CE	2.50	0.42
1:G:50:TYR:CZ	1:G:161:HIS:CE1	3.08	0.42
1:I:61:LEU:O	1:I:65:ARG:HG3	2.19	0.42
1:L:62:GLU:O	1:L:66:LYS:HG3	2.19	0.42
1:M:18:TYR:CE1	1:M:58:LEU:HD11	2.55	0.42
1:O:42:HIS:NE2	1:O:90:HIS:NE2	2.61	0.42
1:R:99:PRO:O	1:R:100:PRO:C	2.57	0.42
1:T:38:ILE:O	1:T:38:ILE:HG22	2.19	0.42
1:U:208:ARG:NH1	4:U:1728:HOH:O	2.52	0.42
1:X:25:TYR:HB2	1:X:29:ALA:CB	2.50	0.42
1:A:59:GLU:HG3	1:A:63:LYS:NZ	2.34	0.42
1:E:40:GLN:HG3	1:E:44:GLN:NE2	2.35	0.42
1:H:169:ALA:HB2	4:H:1405:HOH:O	2.19	0.42
1:I:126:LYS:HZ2	1:O:222:LEU:HD21	1.83	0.42
1:I:147:GLU:HA	1:I:148:PRO:HD3	1.84	0.42
1:J:96:ASN:ND2	1:J:205:ASP:OD2	2.53	0.42
1:M:31:GLU:OE1	1:T:110:LYS:NZ	2.43	0.42
1:N:58:LEU:HD21	1:O:152:GLN:HE22	1.85	0.42
1:R:42:HIS:NE2	1:R:90:HIS:NE2	2.67	0.42
1:S:92:ILE:HD13	1:S:171:VAL:HB	2.01	0.42
1:V:72:ASP:OD2	1:V:75:ALA:HB2	2.19	0.42
1:A:78:ARG:HG2	1:D:164:MSE:SE	2.70	0.42
1:A:221:LYS:O	1:A:222:LEU:HB3	2.19	0.42
1:B:78:ARG:NH1	3:B:402:BME:S2	2.85	0.42
1:K:107:PRO:HB3	1:K:203:TRP:CD2	2.55	0.42
1:M:74:ARG:O	1:M:78:ARG:HG3	2.20	0.42
1:P:59:GLU:HG3	1:P:63:LYS:HE3	2.02	0.42
1:P:115:ILE:HG23	1:P:125:PHE:HB2	2.02	0.42
1:Q:35:SER:N	1:Q:185:GLN:OE1	2.53	0.42
1:T:97:MSE:HA	1:T:200:VAL:O	2.19	0.42
1:A:14:THR:CG2	1:D:117:LYS:HG2	2.50	0.41
1:I:85:ASN:HB3	1:I:161:HIS:O	2.20	0.41
1:K:38:ILE:HD13	1:K:182:TYR:HA	2.01	0.41
1:K:59:GLU:OE2	1:K:63:LYS:HE2	2.20	0.41
1:L:23:LEU:HD21	1:L:39:MSE:HE3	2.01	0.41
1:P:50:TYR:HA	1:P:83:HIS:CD2	2.51	0.41
1:W:190:ARG:NH2	4:W:2581:HOH:O	2.44	0.41

Continued on next page...

Continued from previous page...

Atom-1	Atom-2	Interatomic distance (Å)	Clash overlap (Å)
1:A:139:VAL:HB	1:A:178:TRP:CD2	2.55	0.41
1:D:139:VAL:HB	1:D:178:TRP:CD2	2.56	0.41
1:E:75:ALA:HA	3:F:406:BME:S2	2.60	0.41
1:G:84:LEU:O	1:G:88:ILE:HG13	2.20	0.41
1:N:119:PHE:HA	1:O:65:ARG:HD3	2.01	0.41
1:P:202:ASN:C	1:P:202:ASN:HD22	2.23	0.41
1:S:29:ALA:HB1	1:S:99:PRO:HG3	2.01	0.41
1:V:72:ASP:OD2	1:V:75:ALA:CB	2.68	0.41
1:G:28:ASN:CA	1:G:36:ALA:HB2	2.51	0.41
1:G:96:ASN:ND2	1:G:205:ASP:OD2	2.50	0.41
1:L:140:GLY:HA3	1:L:158:ILE:O	2.20	0.41
1:M:187:LYS:HD2	1:M:187:LYS:N	2.36	0.41
1:O:221:LYS:HA	4:O:2913:HOH:O	2.20	0.41
1:P:41:LEU:O	1:P:45:LYS:HB2	2.20	0.41
1:Q:50:TYR:CZ	1:Q:161:HIS:CE1	3.08	0.41
1:T:133:ALA:HB2	1:T:142:ALA:CB	2.51	0.41
1:U:215:ASN:HD22	1:U:217:GLN:NE2	2.06	0.41
1:X:46:HIS:NE2	1:X:180:HIS:HB2	2.35	0.41
1:B:66:LYS:C	1:B:68:GLU:N	2.73	0.41
1:E:17:ARG:HA	1:E:17:ARG:HD3	1.84	0.41
1:F:61:LEU:HG	1:F:76:VAL:HG11	2.01	0.41
1:M:110:LYS:CG	1:M:211:GLN:HE22	2.24	0.41
1:R:34:ILE:HG21	1:R:39:MSE:SE	2.70	0.41
1:B:50:TYR:CE1	1:B:161:HIS:HE1	2.38	0.41
1:F:118:PHE:O	1:G:13:VAL:HG13	2.20	0.41
1:F:124:LYS:CD	1:G:65:ARG:HA	2.50	0.41
1:K:50:TYR:CE1	1:K:161:HIS:HE1	2.38	0.41
1:M:163:LEU:O	1:M:164:MSE:HB2	2.20	0.41
1:N:64:PHE:HA	1:N:69:ALA:O	2.21	0.41
1:V:211:GLN:HB3	4:V:1777:HOH:O	2.21	0.41
1:X:147:GLU:HA	1:X:148:PRO:HD2	1.91	0.41
1:A:91:SER:O	1:A:95:PRO:HD2	2.20	0.41
1:B:139:VAL:HB	1:B:178:TRP:CD2	2.55	0.41
1:B:222:LEU:CD1	1:B:222:LEU:O	2.68	0.41
1:D:212:LYS:HD2	1:D:222:LEU:CB	2.51	0.41
1:E:119:PHE:HE2	1:E:155:ILE:CD1	2.34	0.41
1:J:111:ILE:HG22	1:J:207:GLU:OE1	2.20	0.41
1:Q:206:VAL:HG12	1:Q:206:VAL:O	2.21	0.41
1:S:198:TRP:HB3	4:S:2387:HOH:O	2.19	0.41
1:X:37:GLU:CD	1:X:184:LEU:HD13	2.41	0.41
1:C:221:LYS:O	1:C:222:LEU:CB	2.68	0.41

Continued on next page...

Continued from previous page...

Atom-1	Atom-2	Interatomic distance (Å)	Clash overlap (Å)
1:G:17:ARG:HA	1:G:17:ARG:HD3	1.73	0.41
1:G:114:LEU:CD2	1:G:214:LEU:HD21	2.51	0.41
1:H:141:TRP:NE1	1:H:161:HIS:HD2	2.00	0.41
1:H:194:VAL:O	1:H:197:TRP:HB3	2.20	0.41
1:I:110:LYS:O	1:I:114:LEU:HG	2.20	0.41
1:I:130:SER:HB2	4:I:753:HOH:O	2.20	0.41
1:N:15:THR:CG2	1:N:17:ARG:NH1	2.84	0.41
1:O:27:TYR:CE2	1:O:44:GLN:NE2	2.87	0.41
1:O:40:GLN:O	1:O:44:GLN:HB2	2.21	0.41
1:Q:146:TYR:CD2	1:Q:213:ALA:HB1	2.55	0.41
1:Q:202:ASN:C	1:Q:202:ASN:HD22	2.24	0.41
1:R:26:ALA:HB1	4:R:2147:HOH:O	2.21	0.41
1:U:33:TYR:HD1	1:U:196:ASN:ND2	2.18	0.41
1:V:38:ILE:O	1:V:42:HIS:HB2	2.21	0.41
1:X:20:LEU:HD22	1:X:48:GLN:OE1	2.20	0.41
1:X:21:PRO:HA	1:X:22:PRO:HD3	1.93	0.41
1:A:135:ASN:O	1:D:74:ARG:HG3	2.20	0.41
1:D:18:TYR:HE1	1:D:58:LEU:HD11	1.85	0.41
1:E:47:HIS:ND1	1:E:90:HIS:HB3	2.35	0.41
1:N:15:THR:HG23	1:N:58:LEU:HG	2.02	0.41
1:T:43:HIS:O	1:T:47:HIS:HB3	2.21	0.41
1:T:146:TYR:CD2	1:T:213:ALA:HB1	2.55	0.41
1:W:50:TYR:HA	1:W:83:HIS:HD2	1.86	0.41
1:X:96:ASN:OD1	1:X:173:LEU:HA	2.20	0.41
1:A:23:LEU:HD12	1:A:23:LEU:HA	1.93	0.41
1:A:75:ALA:O	3:B:402:BME:H21	2.20	0.41
1:B:145:VAL:HG12	1:B:171:VAL:HA	2.03	0.41
1:B:157:GLN:NE2	1:C:74:ARG:HG3	2.33	0.41
1:C:94:TRP:HB2	1:C:95:PRO:CD	2.50	0.41
1:D:50:TYR:CZ	1:D:161:HIS:CE1	3.05	0.41
1:F:30:LEU:HD21	1:F:34:ILE:HB	2.02	0.41
1:F:35:SER:HB2	1:F:38:ILE:HG13	2.03	0.41
1:F:132:ALA:CA	1:G:73:ILE:HG12	2.50	0.41
1:G:198:TRP:HA	1:G:201:VAL:HG23	2.01	0.41
1:I:75:ALA:HA	3:I:410:BME:S2	2.61	0.41
1:I:123:GLU:CD	1:I:123:GLU:H	2.25	0.41
1:J:33:TYR:HE2	1:J:100:PRO:HG2	1.86	0.41
1:J:124:LYS:HD2	1:K:65:ARG:HA	2.02	0.41
1:L:167:ALA:O	1:L:168:ASP:HB2	2.21	0.41
1:M:50:TYR:CZ	1:M:161:HIS:CE1	3.09	0.41
1:M:84:LEU:O	1:M:88:ILE:HG13	2.20	0.41

Continued on next page...

Continued from previous page...

Atom-1	Atom-2	Interatomic distance (Å)	Clash overlap (Å)
1:M:162:ASN:O	1:P:164:MSE:HA	2.21	0.41
1:P:40:GLN:HE21	1:P:44:GLN:NE2	2.18	0.41
1:P:114:LEU:HD12	1:P:210:LEU:HD11	2.03	0.41
1:P:141:TRP:NE1	1:P:161:HIS:HD2	1.97	0.41
1:Q:111:ILE:HA	1:Q:210:LEU:CD2	2.50	0.41
1:R:183:TYR:O	1:R:187:LYS:HD2	2.21	0.41
1:S:96:ASN:HD22	1:S:96:ASN:HA	1.70	0.41
1:W:98:ALA:HB1	1:W:102:LYS:HD3	2.02	0.41
1:X:98:ALA:CB	1:X:102:LYS:HG3	2.50	0.41
1:A:110:LYS:HB3	1:A:110:LYS:NZ	2.36	0.41
1:C:42:HIS:NE2	1:C:90:HIS:NE2	2.69	0.41
1:F:111:ILE:HA	1:F:210:LEU:CD2	2.51	0.41
1:F:221:LYS:O	1:F:222:LEU:HB2	2.21	0.41
1:G:37:GLU:HB2	4:G:1373:HOH:O	2.19	0.41
1:L:15:THR:HG21	1:L:62:GLU:HB2	2.03	0.41
1:N:157:GLN:NE2	1:O:74:ARG:HG3	2.36	0.41
1:R:73:ILE:O	1:R:77:LEU:HG	2.21	0.41
1:R:102:LYS:NZ	1:R:202:ASN:HD21	2.19	0.41
1:T:13:VAL:HB	1:T:66:LYS:HG2	2.03	0.41
1:T:21:PRO:HA	1:T:22:PRO:HD3	1.94	0.41
1:T:111:ILE:HG23	1:T:112:ALA:N	2.36	0.41
1:U:83:HIS:HE1	4:V:1885:HOH:O	2.03	0.41
1:W:202:ASN:HD22	1:W:202:ASN:C	2.23	0.41
1:B:107:PRO:C	1:B:112:ALA:HB2	2.41	0.40
1:C:209:ARG:HB3	1:C:219:ALA:HB1	2.03	0.40
1:F:212:LYS:HE3	1:F:218:ILE:O	2.21	0.40
1:G:48:GLN:NE2	1:G:52:ASN:OD1	2.52	0.40
1:H:56:ALA:O	1:H:60:LYS:HG3	2.21	0.40
1:H:99:PRO:HD2	1:H:102:LYS:HD3	2.02	0.40
1:J:140:GLY:HA3	1:J:158:ILE:O	2.21	0.40
1:M:18:TYR:CD2	1:P:150:GLU:HG3	2.56	0.40
1:O:13:VAL:HB	1:O:66:LYS:HZ1	1.87	0.40
1:Q:20:LEU:HD22	1:Q:48:GLN:OE1	2.22	0.40
1:D:118:PHE:CZ	1:D:152:GLN:HA	2.56	0.40
1:E:59:GLU:HG3	1:E:63:LYS:CE	2.51	0.40
1:E:107:PRO:HB2	1:E:111:ILE:HG23	2.04	0.40
1:E:111:ILE:HA	1:E:210:LEU:CD2	2.51	0.40
1:E:121:SER:HB2	1:E:123:GLU:OE1	2.21	0.40
1:I:114:LEU:HD11	1:I:214:LEU:HD11	2.01	0.40
1:I:116:ASN:OD1	1:I:121:SER:HA	2.22	0.40
1:J:126:LYS:HG3	1:J:198:TRP:CE2	2.56	0.40

Continued on next page...

Continued from previous page...

Atom-1	Atom-2	Interatomic distance (Å)	Clash overlap (Å)
1:K:17:ARG:HG3	4:K:957:HOH:O	2.22	0.40
1:Q:221:LYS:HD3	1:Q:221:LYS:HA	1.85	0.40
1:S:61:LEU:O	1:S:65:ARG:HG3	2.21	0.40
1:T:53:GLY:HA3	1:T:83:HIS:CE1	2.57	0.40
1:T:204:ASP:O	1:T:208:ARG:HG3	2.21	0.40
1:U:109:GLY:O	1:U:113:ASP:OD2	2.38	0.40
1:V:50:TYR:HA	1:V:83:HIS:CD2	2.51	0.40
1:W:175:LEU:HD13	1:W:197:TRP:CE2	2.56	0.40
1:A:33:TYR:HE2	1:A:100:PRO:HG2	1.86	0.40
1:B:159:GLU:HG3	1:B:164:MSE:CE	2.42	0.40
1:E:28:ASN:O	1:E:31:GLU:HG3	2.22	0.40
1:F:25:TYR:O	1:F:25:TYR:HD1	2.04	0.40
1:F:31:GLU:HA	1:F:32:PRO:HD3	2.00	0.40
1:G:83:HIS:HE1	4:H:1126:HOH:O	2.05	0.40
1:J:33:TYR:HE2	1:J:100:PRO:CG	2.34	0.40
1:K:62:GLU:HG2	1:K:66:LYS:HE3	2.03	0.40
3:K:412:BME:H11	1:L:75:ALA:CA	2.51	0.40
1:M:63:LYS:HB3	1:M:69:ALA:HB3	2.04	0.40
1:N:168:ASP:OD1	1:O:170:GLN:HA	2.22	0.40
1:V:85:ASN:HD21	1:W:167:ALA:N	2.03	0.40
1:V:146:TYR:O	1:V:148:PRO:HD3	2.21	0.40
1:V:147:GLU:HA	1:V:148:PRO:HD3	1.90	0.40
1:A:220:LEU:HD23	1:A:220:LEU:O	2.21	0.40
1:E:128:GLU:CG	1:E:155:ILE:HD12	2.51	0.40
1:F:108:GLY:O	1:F:112:ALA:CB	2.70	0.40
1:G:222:LEU:HD22	1:G:222:LEU:N	2.37	0.40
1:H:34:ILE:CB	1:H:39:MSE:HE2	2.50	0.40
1:M:167:ALA:O	1:M:168:ASP:HB2	2.20	0.40
1:N:73:ILE:O	1:N:77:LEU:HG	2.21	0.40
1:R:29:ALA:HB1	1:R:99:PRO:HG3	2.02	0.40
1:V:106:LYS:NZ	1:V:123:GLU:OE2	2.53	0.40
1:X:66:LYS:O	1:X:68:GLU:HG3	2.21	0.40
1:X:107:PRO:HD3	1:X:122:PHE:CE1	2.56	0.40
1:A:59:GLU:HG3	1:A:63:LYS:HZ3	1.86	0.40
1:A:70:GLN:OE1	1:A:70:GLN:HA	2.22	0.40
1:H:78:ARG:HH11	3:H:408:BME:H22	1.85	0.40
1:K:75:ALA:HA	3:K:412:BME:C2	2.38	0.40
1:K:157:GLN:O	1:K:164:MSE:HB3	2.22	0.40
1:L:71:ILE:HD11	1:L:76:VAL:HG11	2.04	0.40
1:N:94:TRP:HB2	1:N:95:PRO:CD	2.51	0.40
1:P:34:ILE:HG21	1:P:39:MSE:CE	2.52	0.40

Continued on next page...

Continued from previous page...

Atom-1	Atom-2	Interatomic distance (Å)	Clash overlap (Å)
1:P:107:PRO:HD3	1:P:122:PHE:CE1	2.56	0.40
1:P:221:LYS:H	2:P:316:ACT:CH3	2.30	0.40
1:Q:50:TYR:CE1	1:Q:161:HIS:HE1	2.40	0.40

There are no symmetry-related clashes.

5.3 Torsion angles [i](#)

5.3.1 Protein backbone [i](#)

In the following table, the Percentiles column shows the percent Ramachandran outliers of the chain as a percentile score with respect to all X-ray entries followed by that with respect to entries of similar resolution.

The Analysed column shows the number of residues for which the backbone conformation was analysed, and the total number of residues.

Mol	Chain	Analysed	Favoured	Allowed	Outliers	Percentiles	
1	A	209/222 (94%)	201 (96%)	8 (4%)	0	100	100
1	B	209/222 (94%)	197 (94%)	11 (5%)	1 (0%)	29	15
1	C	209/222 (94%)	201 (96%)	8 (4%)	0	100	100
1	D	209/222 (94%)	195 (93%)	14 (7%)	0	100	100
1	E	209/222 (94%)	191 (91%)	14 (7%)	4 (2%)	8	1
1	F	209/222 (94%)	168 (80%)	27 (13%)	14 (7%)	1	0
1	G	209/222 (94%)	191 (91%)	13 (6%)	5 (2%)	6	1
1	H	208/222 (94%)	171 (82%)	27 (13%)	10 (5%)	2	0
1	I	209/222 (94%)	194 (93%)	15 (7%)	0	100	100
1	J	209/222 (94%)	195 (93%)	13 (6%)	1 (0%)	29	15
1	K	209/222 (94%)	196 (94%)	13 (6%)	0	100	100
1	L	209/222 (94%)	196 (94%)	12 (6%)	1 (0%)	29	15
1	M	209/222 (94%)	193 (92%)	16 (8%)	0	100	100
1	N	209/222 (94%)	195 (93%)	13 (6%)	1 (0%)	29	15
1	O	209/222 (94%)	196 (94%)	8 (4%)	5 (2%)	6	1
1	P	209/222 (94%)	198 (95%)	11 (5%)	0	100	100
1	Q	209/222 (94%)	196 (94%)	13 (6%)	0	100	100

Continued on next page...

Continued from previous page...

Mol	Chain	Analysed	Favoured	Allowed	Outliers	Percentiles	
1	R	209/222 (94%)	191 (91%)	16 (8%)	2 (1%)	15	5
1	S	209/222 (94%)	198 (95%)	10 (5%)	1 (0%)	29	15
1	T	209/222 (94%)	191 (91%)	17 (8%)	1 (0%)	29	15
1	U	209/222 (94%)	194 (93%)	13 (6%)	2 (1%)	15	5
1	V	209/222 (94%)	197 (94%)	12 (6%)	0	100	100
1	W	209/222 (94%)	197 (94%)	10 (5%)	2 (1%)	15	5
1	X	209/222 (94%)	193 (92%)	16 (8%)	0	100	100
All	All	5015/5328 (94%)	4635 (92%)	330 (7%)	50 (1%)	15	5

All (50) Ramachandran outliers are listed below:

Mol	Chain	Res	Type
1	E	109	GLY
1	F	23	LEU
1	F	25	TYR
1	F	26	ALA
1	F	27	TYR
1	F	28	ASN
1	F	31	GLU
1	F	109	GLY
1	H	32	PRO
1	E	151	GLU
1	F	24	PRO
1	F	184	LEU
1	G	109	GLY
1	O	70	GLN
1	O	109	GLY
1	S	221	LYS
1	W	109	GLY
1	F	30	LEU
1	F	35	SER
1	G	117	LYS
1	G	121	SER
1	H	40	GLN
1	H	69	ALA
1	H	104	GLY
1	H	183	TYR
1	H	184	LEU
1	H	189	ASP
1	U	109	GLY

Continued on next page...

Continued from previous page...

Mol	Chain	Res	Type
1	E	71	ILE
1	E	164	MSE
1	F	100	PRO
1	F	164	MSE
1	F	199	ASN
1	H	70	GLN
1	H	164	MSE
1	J	221	LYS
1	N	164	MSE
1	O	151	GLU
1	T	180	HIS
1	G	148	PRO
1	G	168	ASP
1	H	39	MSE
1	L	164	MSE
1	O	71	ILE
1	O	164	MSE
1	R	32	PRO
1	R	182	TYR
1	W	164	MSE
1	B	109	GLY
1	U	71	ILE

5.3.2 Protein sidechains [i](#)

In the following table, the Percentiles column shows the percent sidechain outliers of the chain as a percentile score with respect to all X-ray entries followed by that with respect to entries of similar resolution.

The Analysed column shows the number of residues for which the sidechain conformation was analysed, and the total number of residues.

Mol	Chain	Analysed	Rotameric	Outliers	Percentiles
1	A	176/182 (97%)	172 (98%)	4 (2%)	50 37
1	B	176/182 (97%)	172 (98%)	4 (2%)	50 37
1	C	176/182 (97%)	169 (96%)	7 (4%)	31 16
1	D	176/182 (97%)	172 (98%)	4 (2%)	50 37
1	E	176/182 (97%)	171 (97%)	5 (3%)	43 30
1	F	176/182 (97%)	164 (93%)	12 (7%)	16 5
1	G	176/182 (97%)	170 (97%)	6 (3%)	37 22

Continued on next page...

Continued from previous page...

Mol	Chain	Analysed	Rotameric	Outliers	Percentiles	
1	H	175/182 (96%)	168 (96%)	7 (4%)	31	16
1	I	176/182 (97%)	172 (98%)	4 (2%)	50	37
1	J	176/182 (97%)	170 (97%)	6 (3%)	37	22
1	K	176/182 (97%)	171 (97%)	5 (3%)	43	30
1	L	176/182 (97%)	172 (98%)	4 (2%)	50	37
1	M	176/182 (97%)	172 (98%)	4 (2%)	50	37
1	N	176/182 (97%)	170 (97%)	6 (3%)	37	22
1	O	176/182 (97%)	174 (99%)	2 (1%)	73	68
1	P	176/182 (97%)	173 (98%)	3 (2%)	60	51
1	Q	176/182 (97%)	169 (96%)	7 (4%)	31	16
1	R	176/182 (97%)	170 (97%)	6 (3%)	37	22
1	S	176/182 (97%)	173 (98%)	3 (2%)	60	51
1	T	176/182 (97%)	173 (98%)	3 (2%)	60	51
1	U	176/182 (97%)	174 (99%)	2 (1%)	73	68
1	V	176/182 (97%)	171 (97%)	5 (3%)	43	30
1	W	176/182 (97%)	173 (98%)	3 (2%)	60	51
1	X	176/182 (97%)	171 (97%)	5 (3%)	43	30
All	All	4223/4368 (97%)	4106 (97%)	117 (3%)	43	30

All (117) residues with a non-rotameric sidechain are listed below:

Mol	Chain	Res	Type
1	A	32	PRO
1	A	96	ASN
1	A	183	TYR
1	A	202	ASN
1	B	32	PRO
1	B	96	ASN
1	B	147	GLU
1	B	202	ASN
1	C	32	PRO
1	C	63	LYS
1	C	96	ASN
1	C	110	LYS
1	C	196	ASN
1	C	202	ASN

Continued on next page...

Continued from previous page...

Mol	Chain	Res	Type
1	C	222	LEU
1	D	25	TYR
1	D	96	ASN
1	D	202	ASN
1	D	222	LEU
1	E	25	TYR
1	E	96	ASN
1	E	147	GLU
1	E	159	GLU
1	E	202	ASN
1	F	24	PRO
1	F	25	TYR
1	F	28	ASN
1	F	96	ASN
1	F	147	GLU
1	F	180	HIS
1	F	183	TYR
1	F	185	GLN
1	F	195	ASP
1	F	202	ASN
1	F	211	GLN
1	F	222	LEU
1	G	25	TYR
1	G	28	ASN
1	G	123	GLU
1	G	147	GLU
1	G	196	ASN
1	G	202	ASN
1	H	25	TYR
1	H	32	PRO
1	H	37	GLU
1	H	40	GLN
1	H	85	ASN
1	H	131	GLN
1	H	202	ASN
1	I	96	ASN
1	I	196	ASN
1	I	202	ASN
1	I	215	ASN
1	J	96	ASN
1	J	147	GLU
1	J	157	GLN

Continued on next page...

Continued from previous page...

Mol	Chain	Res	Type
1	J	202	ASN
1	J	204	ASP
1	J	208	ARG
1	K	85	ASN
1	K	96	ASN
1	K	147	GLU
1	K	164	MSE
1	K	202	ASN
1	L	96	ASN
1	L	202	ASN
1	L	204	ASP
1	L	211	GLN
1	M	25	TYR
1	M	157	GLN
1	M	180	HIS
1	M	187	LYS
1	N	25	TYR
1	N	58	LEU
1	N	96	ASN
1	N	147	GLU
1	N	202	ASN
1	N	222	LEU
1	O	123	GLU
1	O	202	ASN
1	P	96	ASN
1	P	157	GLN
1	P	202	ASN
1	Q	96	ASN
1	Q	147	GLU
1	Q	177	VAL
1	Q	187	LYS
1	Q	196	ASN
1	Q	202	ASN
1	Q	222	LEU
1	R	25	TYR
1	R	70	GLN
1	R	96	ASN
1	R	180	HIS
1	R	187	LYS
1	R	202	ASN
1	S	32	PRO
1	S	147	GLU

Continued on next page...

Continued from previous page...

Mol	Chain	Res	Type
1	S	202	ASN
1	T	96	ASN
1	T	102	LYS
1	T	202	ASN
1	U	25	TYR
1	U	202	ASN
1	V	16	LYS
1	V	96	ASN
1	V	113	ASP
1	V	202	ASN
1	V	222	LEU
1	W	16	LYS
1	W	183	TYR
1	W	202	ASN
1	X	96	ASN
1	X	147	GLU
1	X	177	VAL
1	X	180	HIS
1	X	202	ASN

Sometimes sidechains can be flipped to improve hydrogen bonding and reduce clashes. All (206) such sidechains are listed below:

Mol	Chain	Res	Type
1	A	44	GLN
1	A	83	HIS
1	A	85	ASN
1	A	157	GLN
1	A	161	HIS
1	A	202	ASN
1	A	215	ASN
1	B	40	GLN
1	B	83	HIS
1	B	85	ASN
1	B	157	GLN
1	B	161	HIS
1	B	199	ASN
1	B	202	ASN
1	B	211	GLN
1	C	44	GLN
1	C	83	HIS
1	C	85	ASN
1	C	157	GLN

Continued on next page...

Continued from previous page...

Mol	Chain	Res	Type
1	C	161	HIS
1	C	199	ASN
1	C	202	ASN
1	C	211	GLN
1	C	217	GLN
1	D	83	HIS
1	D	85	ASN
1	D	131	GLN
1	D	135	ASN
1	D	157	GLN
1	D	161	HIS
1	D	196	ASN
1	D	199	ASN
1	D	202	ASN
1	E	40	GLN
1	E	85	ASN
1	E	157	GLN
1	E	161	HIS
1	E	202	ASN
1	F	40	GLN
1	F	44	GLN
1	F	48	GLN
1	F	52	ASN
1	F	55	ASN
1	F	83	HIS
1	F	85	ASN
1	F	131	GLN
1	F	157	GLN
1	F	161	HIS
1	F	188	ASN
1	F	202	ASN
1	G	28	ASN
1	G	40	GLN
1	G	70	GLN
1	G	83	HIS
1	G	85	ASN
1	G	135	ASN
1	G	157	GLN
1	G	161	HIS
1	G	199	ASN
1	G	202	ASN
1	G	211	GLN

Continued on next page...

Continued from previous page...

Mol	Chain	Res	Type
1	H	40	GLN
1	H	42	HIS
1	H	52	ASN
1	H	85	ASN
1	H	131	GLN
1	H	135	ASN
1	H	157	GLN
1	H	161	HIS
1	H	185	GLN
1	H	202	ASN
1	H	211	GLN
1	I	44	GLN
1	I	83	HIS
1	I	85	ASN
1	I	157	GLN
1	I	161	HIS
1	I	202	ASN
1	I	215	ASN
1	I	217	GLN
1	J	83	HIS
1	J	85	ASN
1	J	157	GLN
1	J	161	HIS
1	J	202	ASN
1	K	40	GLN
1	K	44	GLN
1	K	70	GLN
1	K	83	HIS
1	K	85	ASN
1	K	157	GLN
1	K	161	HIS
1	K	202	ASN
1	K	211	GLN
1	L	40	GLN
1	L	44	GLN
1	L	83	HIS
1	L	85	ASN
1	L	157	GLN
1	L	161	HIS
1	L	202	ASN
1	L	211	GLN
1	M	44	GLN

Continued on next page...

Continued from previous page...

Mol	Chain	Res	Type
1	M	83	HIS
1	M	85	ASN
1	M	131	GLN
1	M	135	ASN
1	M	157	GLN
1	M	161	HIS
1	M	202	ASN
1	M	211	GLN
1	M	215	ASN
1	M	217	GLN
1	N	40	GLN
1	N	83	HIS
1	N	85	ASN
1	N	157	GLN
1	N	161	HIS
1	N	199	ASN
1	N	202	ASN
1	N	211	GLN
1	O	83	HIS
1	O	85	ASN
1	O	131	GLN
1	O	152	GLN
1	O	157	GLN
1	O	161	HIS
1	O	202	ASN
1	O	215	ASN
1	P	40	GLN
1	P	44	GLN
1	P	83	HIS
1	P	85	ASN
1	P	157	GLN
1	P	161	HIS
1	P	196	ASN
1	P	199	ASN
1	P	202	ASN
1	Q	28	ASN
1	Q	40	GLN
1	Q	44	GLN
1	Q	83	HIS
1	Q	85	ASN
1	Q	157	GLN
1	Q	161	HIS

Continued on next page...

Continued from previous page...

Mol	Chain	Res	Type
1	Q	202	ASN
1	Q	215	ASN
1	Q	217	GLN
1	R	40	GLN
1	R	43	HIS
1	R	44	GLN
1	R	83	HIS
1	R	85	ASN
1	R	157	GLN
1	R	161	HIS
1	R	199	ASN
1	R	202	ASN
1	R	211	GLN
1	S	40	GLN
1	S	83	HIS
1	S	85	ASN
1	S	157	GLN
1	S	161	HIS
1	S	199	ASN
1	S	202	ASN
1	T	40	GLN
1	T	44	GLN
1	T	83	HIS
1	T	85	ASN
1	T	157	GLN
1	T	161	HIS
1	T	196	ASN
1	T	199	ASN
1	T	202	ASN
1	U	40	GLN
1	U	83	HIS
1	U	85	ASN
1	U	157	GLN
1	U	161	HIS
1	U	196	ASN
1	U	202	ASN
1	U	211	GLN
1	U	217	GLN
1	V	44	GLN
1	V	83	HIS
1	V	85	ASN
1	V	157	GLN

Continued on next page...

Continued from previous page...

Mol	Chain	Res	Type
1	V	161	HIS
1	V	202	ASN
1	V	211	GLN
1	W	44	GLN
1	W	70	GLN
1	W	83	HIS
1	W	85	ASN
1	W	157	GLN
1	W	161	HIS
1	W	199	ASN
1	W	215	ASN
1	X	44	GLN
1	X	83	HIS
1	X	85	ASN
1	X	157	GLN
1	X	161	HIS
1	X	199	ASN
1	X	202	ASN
1	X	211	GLN

5.3.3 RNA [i](#)

There are no RNA molecules in this entry.

5.4 Non-standard residues in protein, DNA, RNA chains [i](#)

There are no non-standard protein/DNA/RNA residues in this entry.

5.5 Carbohydrates [i](#)

There are no monosaccharides in this entry.

5.6 Ligand geometry [i](#)

31 ligands are modelled in this entry.

In the following table, the Counts columns list the number of bonds (or angles) for which Mogul statistics could be retrieved, the number of bonds (or angles) that are observed in the model and the number of bonds (or angles) that are defined in the Chemical Component Dictionary. The Link column lists molecule types, if any, to which the group is linked. The Z score for a bond length (or angle) is the number of standard deviations the observed value is removed from the

expected value. A bond length (or angle) with $|Z| > 2$ is considered an outlier worth inspection. RMSZ is the root-mean-square of all Z scores of the bond lengths (or angles).

Mol	Type	Chain	Res	Link	Bond lengths			Bond angles		
					Counts	RMSZ	# Z > 2	Counts	RMSZ	# Z > 2
3	BME	I	410	-	3,3,3	2.10	1 (33%)	1,2,2	2.66	1 (100%)
2	ACT	P	316	-	3,3,3	1.16	0	3,3,3	0.74	0
2	ACT	N	314	-	3,3,3	1.22	1 (33%)	3,3,3	0.78	0
3	BME	X	424	-	3,3,3	2.11	1 (33%)	1,2,2	2.76	1 (100%)
3	BME	Q	418	-	3,3,3	2.07	1 (33%)	1,2,2	2.70	1 (100%)
3	BME	V	422	-	3,3,3	2.02	1 (33%)	1,2,2	2.68	1 (100%)
2	ACT	H	308	-	3,3,3	1.25	1 (33%)	3,3,3	0.71	0
3	BME	N	414	-	3,3,3	2.09	1 (33%)	1,2,2	2.56	1 (100%)
2	ACT	S	319	-	3,3,3	1.26	1 (33%)	3,3,3	0.82	0
2	ACT	X	324	-	3,3,3	1.28	1 (33%)	3,3,3	0.75	0
2	ACT	D	304	-	3,3,3	1.30	1 (33%)	3,3,3	0.79	0
2	ACT	U	321	-	3,3,3	1.25	1 (33%)	3,3,3	0.77	0
2	ACT	E	305	-	3,3,3	1.24	1 (33%)	3,3,3	0.74	0
3	BME	D	404	-	3,3,3	2.04	1 (33%)	1,2,2	2.75	1 (100%)
3	BME	T	420	-	3,3,3	2.06	1 (33%)	1,2,2	2.72	1 (100%)
2	ACT	O	315	-	3,3,3	1.34	1 (33%)	3,3,3	0.79	0
3	BME	P	416	-	3,3,3	2.13	1 (33%)	1,2,2	2.68	1 (100%)
2	ACT	T	320	-	3,3,3	1.22	1 (33%)	3,3,3	0.75	0
3	BME	F	406	-	3,3,3	2.07	1 (33%)	1,2,2	2.73	1 (100%)
2	ACT	L	312	-	3,3,3	1.18	0	3,3,3	0.73	0
3	BME	H	408	-	3,3,3	2.03	1 (33%)	1,2,2	2.74	1 (100%)
2	ACT	Q	317	-	3,3,3	1.33	1 (33%)	3,3,3	0.79	0
2	ACT	M	313	-	3,3,3	1.16	0	3,3,3	0.79	0
2	ACT	F	306	-	3,3,3	1.30	1 (33%)	3,3,3	0.79	0
3	BME	K	412	-	3,3,3	2.03	1 (33%)	1,2,2	2.71	1 (100%)
2	ACT	V	322	-	3,3,3	1.24	1 (33%)	3,3,3	0.78	0
3	BME	B	402	-	3,3,3	2.05	1 (33%)	1,2,2	2.60	1 (100%)
2	ACT	W	323	-	3,3,3	1.33	1 (33%)	3,3,3	0.73	0
2	ACT	B	302	-	3,3,3	1.18	0	3,3,3	0.68	0
2	ACT	J	310	-	3,3,3	1.19	1 (33%)	3,3,3	0.76	0
2	ACT	R	318	-	3,3,3	1.22	1 (33%)	3,3,3	0.76	0

In the following table, the Chirals column lists the number of chiral outliers, the number of chiral centers analysed, the number of these observed in the model and the number defined in the

Chemical Component Dictionary. Similar counts are reported in the Torsion and Rings columns.
'-' means no outliers of that kind were identified.

Mol	Type	Chain	Res	Link	Chirals	Torsions	Rings
3	BME	V	422	-	-	1/1/1/1	-
3	BME	H	408	-	-	1/1/1/1	-
3	BME	I	410	-	-	0/1/1/1	-
3	BME	N	414	-	-	1/1/1/1	-
3	BME	K	412	-	-	1/1/1/1	-
3	BME	P	416	-	-	1/1/1/1	-
3	BME	T	420	-	-	0/1/1/1	-
3	BME	B	402	-	-	1/1/1/1	-
3	BME	X	424	-	-	1/1/1/1	-
3	BME	Q	418	-	-	1/1/1/1	-
3	BME	F	406	-	-	1/1/1/1	-
3	BME	D	404	-	-	1/1/1/1	-

All (27) bond length outliers are listed below:

Mol	Chain	Res	Type	Atoms	Z	Observed(Å)	Ideal(Å)
3	P	416	BME	O1-C1	-3.66	1.23	1.42
3	X	424	BME	O1-C1	-3.62	1.23	1.42
3	I	410	BME	O1-C1	-3.61	1.23	1.42
3	N	414	BME	O1-C1	-3.59	1.23	1.42
3	F	406	BME	O1-C1	-3.56	1.23	1.42
3	Q	418	BME	O1-C1	-3.54	1.23	1.42
3	T	420	BME	O1-C1	-3.52	1.23	1.42
3	B	402	BME	O1-C1	-3.51	1.23	1.42
3	D	404	BME	O1-C1	-3.49	1.24	1.42
3	K	412	BME	O1-C1	-3.48	1.24	1.42
3	H	408	BME	O1-C1	-3.46	1.24	1.42
3	V	422	BME	O1-C1	-3.45	1.24	1.42
2	O	315	ACT	O-C	2.26	1.32	1.22
2	Q	317	ACT	O-C	2.25	1.32	1.22
2	W	323	ACT	O-C	2.25	1.32	1.22
2	D	304	ACT	O-C	2.20	1.32	1.22
2	F	306	ACT	O-C	2.17	1.32	1.22
2	X	324	ACT	O-C	2.15	1.32	1.22
2	S	319	ACT	O-C	2.13	1.32	1.22
2	U	321	ACT	O-C	2.10	1.32	1.22
2	V	322	ACT	O-C	2.10	1.32	1.22
2	H	308	ACT	O-C	2.08	1.31	1.22
2	E	305	ACT	O-C	2.07	1.31	1.22
2	T	320	ACT	O-C	2.06	1.31	1.22
2	R	318	ACT	O-C	2.05	1.31	1.22

Continued on next page...

Continued from previous page...

Mol	Chain	Res	Type	Atoms	Z	Observed(Å)	Ideal(Å)
2	N	314	ACT	O-C	2.05	1.31	1.22
2	J	310	ACT	O-C	2.01	1.31	1.22

All (12) bond angle outliers are listed below:

Mol	Chain	Res	Type	Atoms	Z	Observed(°)	Ideal(°)
3	X	424	BME	O1-C1-C2	2.76	121.74	110.83
3	D	404	BME	O1-C1-C2	2.75	121.67	110.83
3	H	408	BME	O1-C1-C2	2.74	121.63	110.83
3	F	406	BME	O1-C1-C2	2.73	121.60	110.83
3	T	420	BME	O1-C1-C2	2.72	121.55	110.83
3	K	412	BME	O1-C1-C2	2.71	121.53	110.83
3	Q	418	BME	O1-C1-C2	2.70	121.47	110.83
3	P	416	BME	O1-C1-C2	2.68	121.42	110.83
3	V	422	BME	O1-C1-C2	2.68	121.40	110.83
3	I	410	BME	O1-C1-C2	2.66	121.32	110.83
3	B	402	BME	O1-C1-C2	2.60	121.08	110.83
3	N	414	BME	O1-C1-C2	2.56	120.93	110.83

There are no chirality outliers.

All (10) torsion outliers are listed below:

Mol	Chain	Res	Type	Atoms
3	B	402	BME	O1-C1-C2-S2
3	D	404	BME	O1-C1-C2-S2
3	H	408	BME	O1-C1-C2-S2
3	K	412	BME	O1-C1-C2-S2
3	N	414	BME	O1-C1-C2-S2
3	V	422	BME	O1-C1-C2-S2
3	F	406	BME	O1-C1-C2-S2
3	Q	418	BME	O1-C1-C2-S2
3	P	416	BME	O1-C1-C2-S2
3	X	424	BME	O1-C1-C2-S2

There are no ring outliers.

19 monomers are involved in 58 short contacts:

Mol	Chain	Res	Type	Clashes	Symm-Clashes
3	I	410	BME	3	0
2	P	316	ACT	2	0
3	X	424	BME	3	0

Continued on next page...

Continued from previous page...

Mol	Chain	Res	Type	Clashes	Symm-Clashes
3	Q	418	BME	5	0
3	V	422	BME	6	0
3	N	414	BME	3	0
2	U	321	ACT	1	0
3	D	404	BME	3	0
3	T	420	BME	2	0
3	P	416	BME	4	0
3	F	406	BME	3	0
3	H	408	BME	6	0
2	Q	317	ACT	1	0
2	M	313	ACT	2	0
2	F	306	ACT	1	0
3	K	412	BME	8	0
3	B	402	BME	3	0
2	W	323	ACT	1	0
2	J	310	ACT	1	0

5.7 Other polymers [i](#)

There are no such residues in this entry.

5.8 Polymer linkage issues [i](#)

There are no chain breaks in this entry.

6 Fit of model and data i

6.1 Protein, DNA and RNA chains i

In the following table, the column labelled ‘#RSRZ> 2’ contains the number (and percentage) of RSRZ outliers, followed by percent RSRZ outliers for the chain as percentile scores relative to all X-ray entries and entries of similar resolution. The OWAB column contains the minimum, median, 95th percentile and maximum values of the occupancy-weighted average B-factor per residue. The column labelled ‘Q< 0.9’ lists the number of (and percentage) of residues with an average occupancy less than 0.9.

Mol	Chain	Analysed	<RSRZ>	#RSRZ>2	OWAB(Å ²)	Q<0.9
1	A	208/222 (93%)	-0.56	2 (0%) 82 80	7, 18, 33, 44	0
1	B	208/222 (93%)	-0.54	1 (0%) 91 89	11, 19, 33, 45	0
1	C	208/222 (93%)	-0.55	0 100 100	8, 19, 30, 39	0
1	D	208/222 (93%)	-0.31	1 (0%) 91 89	10, 22, 38, 42	0
1	E	208/222 (93%)	-0.39	0 100 100	9, 22, 40, 52	0
1	F	208/222 (93%)	0.56	18 (8%) 10 8	15, 37, 57, 66	1 (0%)
1	G	208/222 (93%)	-0.38	1 (0%) 91 89	10, 21, 41, 49	0
1	H	207/222 (93%)	0.21	8 (3%) 39 33	14, 32, 51, 56	0
1	I	208/222 (93%)	-0.61	0 100 100	8, 17, 32, 44	0
1	J	208/222 (93%)	-0.57	1 (0%) 91 89	10, 17, 33, 42	0
1	K	208/222 (93%)	-0.61	1 (0%) 91 89	7, 17, 31, 40	0
1	L	208/222 (93%)	-0.60	1 (0%) 91 89	9, 17, 31, 39	0
1	M	208/222 (93%)	-0.61	1 (0%) 91 89	8, 17, 31, 42	0
1	N	208/222 (93%)	-0.62	1 (0%) 91 89	9, 16, 28, 40	0
1	O	208/222 (93%)	-0.62	0 100 100	8, 17, 31, 41	0
1	P	208/222 (93%)	-0.58	1 (0%) 91 89	9, 18, 30, 43	0
1	Q	208/222 (93%)	-0.46	1 (0%) 91 89	8, 18, 35, 45	0
1	R	208/222 (93%)	-0.38	2 (0%) 82 80	11, 22, 38, 46	0
1	S	208/222 (93%)	-0.58	1 (0%) 91 89	8, 18, 33, 41	0
1	T	208/222 (93%)	-0.39	1 (0%) 91 89	14, 22, 37, 50	0
1	U	208/222 (93%)	-0.59	0 100 100	7, 18, 32, 40	0
1	V	208/222 (93%)	-0.62	1 (0%) 91 89	9, 17, 30, 43	0
1	W	208/222 (93%)	-0.60	0 100 100	8, 17, 31, 40	0
1	X	208/222 (93%)	-0.40	0 100 100	10, 21, 36, 42	0

Continued on next page...

Continued from previous page...

Mol	Chain	Analysed	<RSRZ>	#RSRZ>2	OWAB(Å ²)	Q<0.9
All	All	4991/5328 (93%)	-0.45	43 (0%) 84 82	7, 19, 40, 66	1 (0%)

All (43) RSRZ outliers are listed below:

Mol	Chain	Res	Type	RSRZ
1	F	29	ALA	12.6
1	F	23	LEU	4.7
1	N	222	LEU	4.6
1	F	33	TYR	4.5
1	T	222	LEU	4.5
1	P	222	LEU	4.4
1	F	25	TYR	4.4
1	B	222	LEU	4.0
1	H	101	GLY	4.0
1	V	222	LEU	3.9
1	F	102	LYS	3.8
1	F	27	TYR	3.7
1	F	32	PRO	3.6
1	Q	222	LEU	3.5
1	J	222	LEU	3.4
1	F	28	ASN	3.4
1	H	192	SER	3.3
1	F	105	GLY	3.2
1	H	25	TYR	3.2
1	S	222	LEU	3.2
1	F	20	LEU	2.9
1	F	222	LEU	2.9
1	H	29	ALA	2.8
1	L	222	LEU	2.7
1	D	222	LEU	2.6
1	F	34	ILE	2.6
1	G	222	LEU	2.4
1	F	14	THR	2.4
1	F	200	VAL	2.3
1	A	222	LEU	2.3
1	F	24	PRO	2.3
1	R	32	PRO	2.3
1	H	20	LEU	2.3
1	M	222	LEU	2.3
1	H	28	ASN	2.2
1	H	103	GLY	2.2
1	A	13	VAL	2.2

Continued on next page...

Continued from previous page...

Mol	Chain	Res	Type	RSRZ
1	K	222	LEU	2.2
1	F	108	GLY	2.2
1	F	101	GLY	2.1
1	F	99	PRO	2.1
1	R	222	LEU	2.0
1	H	38	ILE	2.0

6.2 Non-standard residues in protein, DNA, RNA chains [i](#)

There are no non-standard protein/DNA/RNA residues in this entry.

6.3 Carbohydrates [i](#)

There are no monosaccharides in this entry.

6.4 Ligands [i](#)

In the following table, the Atoms column lists the number of modelled atoms in the group and the number defined in the chemical component dictionary. The B-factors column lists the minimum, median, 95th percentile and maximum values of B factors of atoms in the group. The column labelled 'Q< 0.9' lists the number of atoms with occupancy less than 0.9.

Mol	Type	Chain	Res	Atoms	RSCC	RSR	B-factors(Å ²)	Q<0.9
3	BME	N	414	4/4	0.74	0.18	49,50,51,56	0
2	ACT	Q	317	4/4	0.80	0.26	49,49,49,50	0
2	ACT	U	321	4/4	0.82	0.17	42,42,42,43	0
2	ACT	H	308	4/4	0.82	0.16	38,39,39,41	0
2	ACT	O	315	4/4	0.85	0.19	43,43,44,45	0
3	BME	T	420	4/4	0.85	0.14	32,33,33,39	0
2	ACT	W	323	4/4	0.87	0.11	27,28,29,29	0
3	BME	H	408	4/4	0.88	0.17	36,37,38,39	0
2	ACT	D	304	4/4	0.88	0.11	26,27,28,29	0
3	BME	D	404	4/4	0.88	0.22	32,37,37,41	0
3	BME	V	422	4/4	0.88	0.17	41,43,43,43	0
3	BME	X	424	4/4	0.90	0.16	30,32,34,40	0
3	BME	I	410	4/4	0.91	0.12	21,27,28,35	0
2	ACT	T	320	4/4	0.91	0.09	25,27,27,27	0
3	BME	Q	418	4/4	0.91	0.15	29,34,35,38	0
2	ACT	B	302	4/4	0.92	0.10	27,28,29,30	0
2	ACT	F	306	4/4	0.92	0.11	37,37,37,37	0

Continued on next page...

Continued from previous page...

Mol	Type	Chain	Res	Atoms	RSCC	RSR	B-factors(\AA^2)	Q<0.9
3	BME	F	406	4/4	0.93	0.12	24,24,25,32	0
3	BME	K	412	4/4	0.94	0.12	32,33,33,33	0
2	ACT	P	316	4/4	0.94	0.13	24,25,26,28	0
3	BME	B	402	4/4	0.94	0.12	26,30,30,34	0
2	ACT	S	319	4/4	0.95	0.07	28,29,30,30	0
2	ACT	J	310	4/4	0.95	0.13	29,30,30,30	0
2	ACT	R	318	4/4	0.95	0.09	28,28,28,29	0
2	ACT	N	314	4/4	0.96	0.07	20,21,22,22	0
2	ACT	V	322	4/4	0.97	0.09	20,21,21,22	0
2	ACT	L	312	4/4	0.97	0.06	20,20,21,22	0
2	ACT	M	313	4/4	0.97	0.08	23,23,24,24	0
3	BME	P	416	4/4	0.97	0.10	20,22,23,29	0
2	ACT	E	305	4/4	0.98	0.10	19,20,21,21	0
2	ACT	X	324	4/4	0.98	0.07	21,22,22,23	0

6.5 Other polymers [i](#)

There are no such residues in this entry.