



# Full wwPDB X-ray Structure Validation Report ⓘ

May 23, 2020 – 02:41 pm BST

PDB ID : 1FFZ  
Title : LARGE RIBOSOMAL SUBUNIT COMPLEXED WITH R(CC)-DA-  
PUROMYCIN  
Authors : Nissen, P.; Hansen, J.; Ban, N.; Moore, P.B.; Steitz, T.A.  
Deposited on : 2000-07-26  
Resolution : 3.20 Å(reported)

This is a Full wwPDB X-ray Structure Validation Report for a publicly released PDB entry.

We welcome your comments at [validation@mail.wwpdb.org](mailto:validation@mail.wwpdb.org)

A user guide is available at

<https://www.wwpdb.org/validation/2017/XrayValidationReportHelp>

with specific help available everywhere you see the ⓘ symbol.

---

The following versions of software and data (see [references ⓘ](#)) were used in the production of this report:

MolProbity : 4.02b-467  
Mogul : 1.8.5 (274361), CSD as541be (2020)  
Xtriage (Phenix) : 1.13  
EDS : 2.11  
Percentile statistics : 20191225.v01 (using entries in the PDB archive December 25th 2019)  
Refmac : 5.8.0158  
CCP4 : 7.0.044 (Gargrove)  
Ideal geometry (proteins) : Engh & Huber (2001)  
Ideal geometry (DNA, RNA) : Parkinson et al. (1996)  
Validation Pipeline (wwPDB-VP) : 2.11

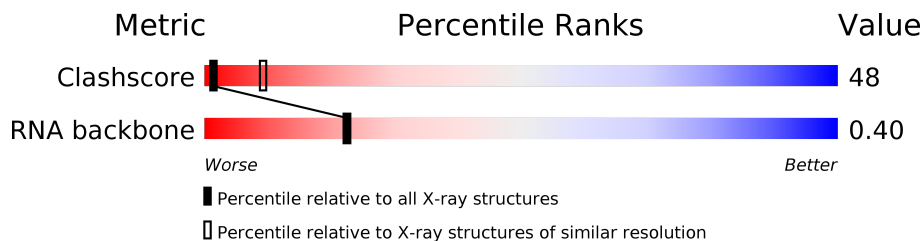
# 1 Overall quality at a glance

The following experimental techniques were used to determine the structure:

*X-RAY DIFFRACTION*

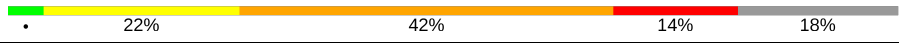

The reported resolution of this entry is 3.20 Å.

Percentile scores (ranging between 0-100) for global validation metrics of the entry are shown in the following graphic. The table shows the number of entries on which the scores are based.



Metric	Whole archive (#Entries)	Similar resolution (#Entries, resolution range(Å))
Clashscore	141614	1253 (3.20-3.20)
RNA backbone	3102	1010 (3.50-2.90)

The table below summarises the geometric issues observed across the polymeric chains and their fit to the electron density. The red, orange, yellow and green segments on the lower bar indicate the fraction of residues that contain outliers for  $\geq 3$ , 2, 1 and 0 types of geometric quality criteria respectively. A grey segment represents the fraction of residues that are not modelled. The numeric value for each fraction is indicated below the corresponding segment, with a dot representing fractions  $\leq 5\%$

Mol	Chain	Length	Quality of chain
1	A	602	 • 22%                      42%                      14%                      18%
2	B	4	 75%                      25%

## 2 Entry composition

There are 2 unique types of molecules in this entry. The entry contains 10725 atoms, of which 0 are hydrogens and 0 are deuteriums.

In the tables below, the ZeroOcc column contains the number of atoms modelled with zero occupancy, the AltConf column contains the number of residues with at least one atom in alternate conformation and the Trace column contains the number of residues modelled with at most 2 atoms.

- Molecule 1 is a RNA chain called 23S RIBOSOMAL RNA.

Mol	Chain	Residues	Atoms					ZeroOcc	AltConf	Trace
			Total	C	N	O	P			
1	A	496	10627	4738	1937	3456	496	0	0	0


- Molecule 2 is DNA/RNA hybrid called R(P\*CP\*C\*)-D(P\*A)-R(P\*(PU)).

Mol	Chain	Residues	Atoms					ZeroOcc	AltConf	Trace
			Total	C	N	O	P			
2	B	4	98	50	18	26	4	0	0	0

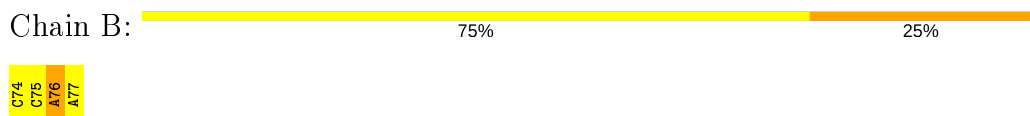
### 3 Residue-property plots

These plots are drawn for all protein, RNA and DNA chains in the entry. The first graphic for a chain summarises the proportions of the various outlier classes displayed in the second graphic. The second graphic shows the sequence view annotated by issues in geometry. Residues are color-coded according to the number of geometric quality criteria for which they contain at least one outlier: green = 0, yellow = 1, orange = 2 and red = 3 or more. Stretches of 2 or more consecutive residues without any outlier are shown as a green connector. Residues present in the sample, but not in the model, are shown in grey.

- Molecule 1: 23S RIBOSOMAL RNA



- Molecule 2: R(P\*CP\*C\*)-D(P\*A)-R(P\*(PU))



## 4 Data and refinement statistics

Property	Value	Source
Space group	C 2 2 21	Depositor
Cell constants a, b, c, $\alpha$ , $\beta$ , $\gamma$	212.00Å 300.00Å 574.00Å 90.00° 90.00° 90.00°	Depositor
Resolution (Å)	70.00 – 3.20 59.88 – 3.00	Depositor EDS
% Data completeness (in resolution range)	(Not available) (70.00-3.20) 100.0 (59.88-3.00)	Depositor EDS
$R_{merge}$	0.19	Depositor
$R_{sym}$	(Not available)	Depositor
$\langle I/\sigma(I) \rangle$ <sup>1</sup>	2.16 (at 3.01Å)	Xtriage
Refinement program	CNS	Depositor
R, $R_{free}$	(Not available) , (Not available) 0.514 , (Not available)	Depositor DCC
$R_{free}$ test set	No test flags present.	wwPDB-VP
Wilson B-factor (Å <sup>2</sup> )	41.6	Xtriage
Anisotropy	0.162	Xtriage
Bulk solvent $k_{sol}$ (e/Å <sup>3</sup> ), $B_{sol}$ (Å <sup>2</sup> )	0.09 , -10.0	EDS
L-test for twinning <sup>2</sup>	$\langle  L  \rangle = 0.47$ , $\langle L^2 \rangle = 0.30$	Xtriage
Estimated twinning fraction	No twinning to report.	Xtriage
$F_o, F_c$ correlation	0.30	EDS
Total number of atoms	10725	wwPDB-VP
Average B, all atoms (Å <sup>2</sup> )	40.0	wwPDB-VP

Xtriage's analysis on translational NCS is as follows: *The largest off-origin peak in the Patterson function is 1.44% of the height of the origin peak. No significant pseudotranslation is detected.*

<sup>1</sup>Intensities estimated from amplitudes.

<sup>2</sup>Theoretical values of  $\langle |L| \rangle$ ,  $\langle L^2 \rangle$  for acentric reflections are 0.5, 0.333 respectively for untwinned datasets, and 0.375, 0.2 for perfectly twinned datasets.

## 5 Model quality i

### 5.1 Standard geometry i

Bond lengths and bond angles in the following residue types are not validated in this section: PU

The Z score for a bond length (or angle) is the number of standard deviations the observed value is removed from the expected value. A bond length (or angle) with  $|Z| > 5$  is considered an outlier worth inspection. RMSZ is the root-mean-square of all Z scores of the bond lengths (or angles).

Mol	Chain	Bond lengths		Bond angles	
		RMSZ	# Z  >5	RMSZ	# Z  >5
1	A	0.96	21/11890 (0.2%)	2.05	627/18540 (3.4%)
2	B	0.91	0/67	2.07	4/101 (4.0%)
All	All	0.96	21/11957 (0.2%)	2.05	631/18641 (3.4%)

Chiral center outliers are detected by calculating the chiral volume of a chiral center and verifying if the center is modelled as a planar moiety or with the opposite hand. A planarity outlier is detected by checking planarity of atoms in a peptide group, atoms in a mainchain group or atoms of a sidechain that are expected to be planar.

Mol	Chain	#Chirality outliers	#Planarity outliers
1	A	36	5

All (21) bond length outliers are listed below:

Mol	Chain	Res	Type	Atoms	Z	Observed(Å)	Ideal(Å)
1	A	2299	G	C5-C6	-16.37	1.25	1.42
1	A	2299	G	C6-O6	-14.87	1.10	1.24
1	A	2299	G	N1-C2	14.47	1.49	1.37
1	A	2437	A	C6-N6	-11.07	1.25	1.33
1	A	2299	G	C6-N1	11.06	1.47	1.39
1	A	2437	A	C5-C4	10.81	1.46	1.38
1	A	2437	A	C8-N7	10.42	1.38	1.31
1	A	2299	G	C2-N3	8.52	1.39	1.32
1	A	2564	G	C2-N3	-8.08	1.26	1.32
1	A	2634	G	P-OP2	7.51	1.61	1.49
1	A	2437	A	C6-N1	6.97	1.40	1.35
1	A	2437	A	C5-C6	-6.79	1.34	1.41
1	A	2437	A	C2'-C1'	6.71	1.60	1.53
1	A	2564	G	N9-C8	6.25	1.42	1.37
1	A	2438	G	C5-C6	-5.53	1.36	1.42
1	A	2492	U	N1-C2	5.52	1.43	1.38

*Continued on next page...*

*Continued from previous page...*

Mol	Chain	Res	Type	Atoms	Z	Observed(Å)	Ideal(Å)
1	A	2320	U	O3'-P	5.41	1.67	1.61
1	A	2564	G	C2-N2	5.31	1.39	1.34
1	A	2588	G	C3'-O3'	5.28	1.49	1.42
1	A	2437	A	C4'-C3'	-5.21	1.47	1.52
1	A	2509	A	C6-N6	5.20	1.38	1.33

All (631) bond angle outliers are listed below:

Mol	Chain	Res	Type	Atoms	Z	Observed(°)	Ideal(°)
1	A	2474	A	O4'-C1'-N9	-30.35	83.92	108.20
1	A	2275	G	O5'-P-OP2	-28.22	76.83	110.70
1	A	2589	U	O5'-P-OP2	26.79	142.85	110.70
1	A	2579	G	O4'-C1'-N9	-24.89	88.29	108.20
1	A	2489	G	OP2-P-O3'	-23.09	54.39	105.20
1	A	2437	A	N9-C1'-C2'	22.55	143.31	114.00
1	A	2274	A	OP2-P-O3'	22.33	154.34	105.20
1	A	2463	A	N9-C1'-C2'	22.21	142.87	114.00
1	A	2490	A	O5'-P-OP2	21.85	136.92	110.70
1	A	2490	A	O5'-P-OP1	-20.65	85.92	110.70
1	A	2608	C	OP2-P-O3'	-20.55	59.99	105.20
1	A	2577	A	O4'-C1'-N9	-19.36	92.72	108.20
1	A	2313	C	O4'-C1'-N1	18.86	123.28	108.20
1	A	2588	G	OP2-P-O3'	-18.16	65.24	105.20
1	A	2597	U	N1-C1'-C2'	-18.09	90.48	114.00
1	A	2536	C	O4'-C1'-N1	-17.99	93.81	108.20
1	A	2397	G	O5'-P-OP2	-17.85	89.28	110.70
1	A	2637	A	O4'-C1'-N9	-17.83	93.94	108.20
1	A	2299	G	C5-C6-N1	17.81	120.41	111.50
1	A	2616	G	N9-C1'-C2'	17.63	136.92	114.00
1	A	2632	G	O4'-C1'-N9	-17.51	94.19	108.20
1	A	2299	G	C6-N1-C2	-17.46	114.62	125.10
1	A	2386	U	O4'-C1'-N1	-17.19	94.45	108.20
1	A	2437	A	O4'-C1'-N9	-16.74	94.81	108.20
1	A	2539	U	O4'-C1'-N1	-16.46	95.03	108.20
1	A	2538	A	N9-C1'-C2'	16.16	135.01	114.00
1	A	2564	G	N9-C1'-C2'	-16.04	93.15	114.00
1	A	2596	A	N9-C1'-C2'	-16.03	93.16	114.00
1	A	2632	G	OP2-P-O3'	-16.02	69.95	105.20
1	A	2468	A	O4'-C1'-N9	15.84	120.87	108.20
1	A	2511	A	O4'-C1'-N9	-15.74	95.61	108.20
1	A	2474	A	N9-C1'-C2'	15.46	134.10	114.00
1	A	2608	C	OP1-P-O3'	-15.34	71.45	105.20

*Continued on next page...*

*Continued from previous page...*

Mol	Chain	Res	Type	Atoms	Z	Observed(°)	Ideal(°)
1	A	2528	U	N1-C1'-C2'	15.30	133.89	114.00
1	A	2102	G	O4'-C1'-N9	-15.29	95.97	108.20
1	A	2274	A	N9-C1'-C2'	-15.26	94.16	114.00
1	A	2586	U	O4'-C1'-N1	14.95	120.16	108.20
1	A	2484	U	C2'-C3'-O3'	14.86	142.18	109.50
1	A	2072	G	O4'-C1'-N9	-14.68	96.46	108.20
1	A	2333	G	N9-C1'-C2'	-14.65	94.95	114.00
1	A	2333	G	O4'-C1'-N9	-14.40	96.68	108.20
1	A	2329	C	O4'-C1'-N1	14.38	119.70	108.20
1	A	2466	G	O4'-C1'-N9	-14.10	96.92	108.20
1	A	2579	G	N9-C1'-C2'	-14.02	95.77	114.00
1	A	2589	U	O5'-P-OP1	-13.80	93.28	105.70
1	A	2521	A	C1'-C2'-O2'	-13.77	69.30	110.60
1	A	2448	U	O4'-C1'-N1	13.62	119.10	108.20
1	A	2107	U	O4'-C1'-N1	13.60	119.08	108.20
1	A	2316	G	N9-C1'-C2'	13.54	131.60	114.00
1	A	2366	C	O4'-C1'-N1	-13.53	97.37	108.20
1	A	2572	G	O4'-C1'-N9	13.52	119.01	108.20
1	A	2604	A	O4'-C1'-N9	13.51	119.01	108.20
1	A	2090	G	N9-C1'-C2'	-13.44	96.53	114.00
1	A	2437	A	C4-N9-C1'	-13.42	102.14	126.30
1	A	2658	G	N9-C1'-C2'	-13.40	96.58	114.00
1	A	2602	G	O5'-P-OP2	-13.27	93.76	105.70
1	A	2498	C	N1-C1'-C2'	-13.26	96.76	114.00
1	A	2611	G	O4'-C1'-N9	-13.02	97.78	108.20
1	A	2594	C	N1-C1'-C2'	-12.92	97.21	114.00
1	A	2092	G	O4'-C1'-N9	12.77	118.41	108.20
1	A	2293	G	N9-C1'-C2'	-12.71	97.48	114.00
2	B	76	DA	O5'-P-OP2	-12.56	94.39	105.70
1	A	2630	G	O4'-C1'-N9	12.36	118.09	108.20
1	A	2572	G	O5'-P-OP1	-12.29	94.64	105.70
1	A	2279	G	N9-C1'-C2'	-12.27	98.04	114.00
1	A	2308	U	N1-C1'-C2'	-12.17	98.17	114.00
1	A	2103	A	O5'-P-OP2	-12.16	94.75	105.70
1	A	2332	A	O4'-C1'-N9	-12.14	98.49	108.20
1	A	2389	U	O4'-C1'-N1	12.10	117.88	108.20
1	A	2569	A	N9-C1'-C2'	-12.00	98.40	114.00
1	A	2547	C	N1-C1'-C2'	-11.78	98.68	114.00
1	A	2272	G	O4'-C1'-N9	-11.68	98.86	108.20
1	A	2273	C	N1-C1'-C2'	-11.58	98.95	114.00
1	A	2274	A	O3'-P-O5'	-11.53	82.10	104.00
1	A	2550	U	O4'-C1'-N1	11.51	117.41	108.20

*Continued on next page...*



*Continued from previous page...*

Mol	Chain	Res	Type	Atoms	Z	Observed(°)	Ideal(°)
1	A	2456	A	O4'-C1'-N9	11.50	117.40	108.20
1	A	2466	G	N9-C1'-C2'	11.48	128.92	114.00
1	A	2514	U	O4'-C1'-N1	-11.47	99.02	108.20
1	A	2420	G	O4'-C1'-N9	11.40	117.32	108.20
1	A	2626	C	C3'-C2'-O2'	11.38	146.29	113.30
1	A	2364	A	N9-C1'-C2'	-11.35	99.25	114.00
1	A	2095	A	O5'-P-OP1	-11.33	95.50	105.70
1	A	2296	C	O4'-C1'-N1	11.33	117.27	108.20
1	A	2538	A	C2'-C3'-O3'	11.31	134.39	109.50
1	A	2370	A	O4'-C1'-N9	-11.30	99.16	108.20
1	A	2312	G	O4'-C1'-N9	11.23	117.19	108.20
1	A	2513	A	O4'-C1'-N9	-11.16	99.27	108.20
1	A	2307	A	O4'-C1'-N9	-11.15	99.28	108.20
1	A	2451	G	N9-C1'-C2'	-11.13	99.53	114.00
1	A	2489	G	O3'-P-O5'	-11.12	82.87	104.00
1	A	2613	G	N9-C1'-C2'	-11.12	99.54	114.00
1	A	2578	G	O4'-C1'-N9	-11.12	99.31	108.20
1	A	2482	G	C4'-C3'-O3'	11.09	135.17	113.00
1	A	2499	U	O4'-C1'-N1	11.08	117.06	108.20
1	A	2256	G	O4'-C1'-N9	11.05	117.04	108.20
1	A	2444	U	N1-C1'-C2'	-11.04	99.65	114.00
1	A	2100	A	O4'-C1'-N9	11.02	117.02	108.20
1	A	2088	C	O4'-C1'-N1	-10.99	99.41	108.20
1	A	2386	U	N1-C1'-C2'	-10.98	99.73	114.00
1	A	2497	A	N9-C1'-C2'	-10.91	99.82	114.00
1	A	2623	G	O4'-C1'-N9	-10.89	99.49	108.20
1	A	2588	G	O3'-P-O5'	-10.83	83.43	104.00
1	A	2071	C	O4'-C1'-N1	10.81	116.85	108.20
1	A	2489	G	OP1-P-O3'	10.78	128.91	105.20
1	A	2274	A	OP1-P-O3'	-10.74	81.58	105.20
1	A	2506	A	N9-C1'-C2'	-10.69	100.11	114.00
1	A	2612	A	O4'-C1'-N9	-10.60	99.72	108.20
1	A	2063	U	OP2-P-O3'	-10.58	81.92	105.20
1	A	2584	G	O4'-C1'-N9	-10.55	99.76	108.20
1	A	2437	A	C8-N9-C1'	10.54	146.67	127.70
1	A	2452	G	N9-C1'-C2'	-10.52	100.32	114.00
1	A	2419	U	N1-C1'-C2'	10.48	127.63	114.00
1	A	2245	C	O5'-P-OP1	-10.46	96.28	105.70
1	A	2657	G	N9-C1'-C2'	-10.45	100.41	114.00
1	A	2555	C	O4'-C1'-N1	-10.39	99.89	108.20
1	A	2476	C	N1-C1'-C2'	-10.35	100.54	114.00
1	A	2621	U	O5'-P-OP1	10.34	123.11	110.70

*Continued on next page...*

*Continued from previous page...*

Mol	Chain	Res	Type	Atoms	Z	Observed(°)	Ideal(°)
1	A	2123	A	O4'-C1'-N9	-10.27	99.99	108.20
1	A	2321	A	O4'-C1'-N9	10.27	116.42	108.20
1	A	2294	C	O4'-C1'-N1	10.18	116.34	108.20
1	A	2453	G	N9-C1'-C2'	-10.14	100.81	114.00
1	A	2094	G	O4'-C1'-N9	10.12	116.30	108.20
1	A	2607	U	N1-C1'-C2'	10.11	127.14	114.00
1	A	2660	G	O4'-C1'-N9	-10.09	100.13	108.20
1	A	2435	U	O4'-C1'-N1	10.07	116.26	108.20
1	A	2482	G	O4'-C1'-N9	10.03	116.22	108.20
1	A	2628	U	O4'-C1'-N1	10.03	116.22	108.20
1	A	2620	U	OP2-P-O3'	-10.01	83.18	105.20
1	A	2432	C	O5'-P-OP1	9.95	122.64	110.70
1	A	2490	A	N9-C1'-C2'	-9.94	101.07	112.00
1	A	2593	C	N1-C1'-C2'	-9.82	101.19	112.00
1	A	2508	C	O4'-C1'-N1	9.82	116.06	108.20
1	A	2503	A	O4'-C1'-N9	9.77	116.02	108.20
1	A	2622	A	N9-C1'-C2'	9.69	126.59	114.00
1	A	2089	A	N9-C1'-C2'	-9.64	101.40	112.00
1	A	2076	U	O4'-C1'-N1	9.63	115.91	108.20
1	A	2608	C	N1-C1'-C2'	9.61	126.50	114.00
1	A	2065	C	N1-C1'-C2'	-9.61	101.43	112.00
1	A	2531	U	O4'-C1'-N1	9.60	115.88	108.20
1	A	2574	G	N9-C1'-C2'	9.59	126.46	114.00
1	A	2544	G	N9-C1'-C2'	-9.56	101.48	112.00
1	A	2663	U	N1-C1'-C2'	9.55	126.42	114.00
1	A	2526	C	O4'-C1'-N1	-9.53	100.57	108.20
1	A	2391	C	O4'-C1'-N1	9.51	115.81	108.20
1	A	2425	A	N9-C1'-C2'	-9.50	101.55	112.00
1	A	2465	A	N9-C1'-C2'	9.50	126.35	114.00
1	A	2564	G	O4'-C1'-N9	-9.49	100.61	108.20
1	A	2571	C	O4'-C1'-N1	9.47	115.77	108.20
1	A	2365	G	N9-C1'-C2'	-9.46	101.60	112.00
1	A	2265	U	O5'-P-OP1	-9.41	97.23	105.70
1	A	2073	G	N9-C1'-C2'	9.40	126.22	114.00
1	A	2299	G	N1-C6-O6	-9.39	114.27	119.90
1	A	2602	G	O4'-C1'-N9	-9.38	100.69	108.20
1	A	2451	G	O4'-C1'-N9	-9.38	100.70	108.20
1	A	2271	G	O4'-C1'-N9	-9.36	100.71	108.20
1	A	2614	C	N1-C1'-C2'	-9.36	101.70	112.00
1	A	2565	C	O4'-C1'-N1	-9.35	100.72	108.20
1	A	2620	U	O4'-C1'-N1	-9.34	100.73	108.20
1	A	2298	C	N1-C1'-C2'	9.29	126.08	114.00

*Continued on next page...*

*Continued from previous page...*

Mol	Chain	Res	Type	Atoms	Z	Observed(°)	Ideal(°)
1	A	2309	C	O4'-C1'-N1	9.25	115.60	108.20
1	A	2472	C	O4'-C1'-N1	-9.22	100.82	108.20
1	A	2079	G	N9-C1'-C2'	9.21	125.98	114.00
1	A	2277	U	O4'-C1'-N1	9.21	115.56	108.20
1	A	2642	G	N9-C1'-C2'	-9.18	101.91	112.00
1	A	2610	U	O4'-C1'-N1	-9.17	100.86	108.20
1	A	2603	G	O4'-C1'-N9	9.17	115.53	108.20
1	A	2438	G	C4'-C3'-O3'	9.16	131.31	113.00
1	A	2095	A	N9-C1'-C2'	9.14	125.88	114.00
1	A	2097	G	O4'-C1'-N9	-9.14	100.89	108.20
1	A	2481	G	C1'-C2'-O2'	-9.13	83.20	110.60
1	A	2463	A	C4'-C3'-O3'	-9.13	90.22	109.40
1	A	2484	U	O4'-C1'-N1	-9.13	100.89	108.20
1	A	2589	U	O4'-C1'-N1	-9.13	100.90	108.20
1	A	2493	C	N1-C1'-C2'	-9.05	102.04	112.00
1	A	2533	C	O5'-P-OP1	-9.06	97.55	105.70
1	A	2605	G	O4'-C1'-N9	9.03	115.42	108.20
1	A	2431	C	N1-C1'-C2'	-9.03	102.07	112.00
1	A	2117	U	N1-C1'-C2'	-8.99	102.11	112.00
1	A	2637	A	C5'-C4'-O4'	8.90	119.78	109.10
1	A	2477	C	N1-C1'-C2'	-8.84	102.27	112.00
1	A	2123	A	N9-C1'-C2'	-8.84	102.28	112.00
1	A	2105	C	C1'-C2'-O2'	-8.83	84.10	110.60
1	A	2493	C	O4'-C1'-N1	8.83	115.27	108.20
1	A	2080	G	OP1-P-O3'	-8.82	85.78	105.20
1	A	2600	A	C1'-C2'-O2'	-8.82	84.14	110.60
1	A	2559	C	N1-C1'-C2'	-8.81	102.30	112.00
1	A	2281	C	O4'-C1'-N1	8.79	115.23	108.20
1	A	2638	G	O5'-P-OP2	-8.76	97.82	105.70
1	A	2566	A	O4'-C1'-N9	-8.75	101.20	108.20
1	A	2637	A	C2'-C3'-O3'	8.74	128.74	109.50
1	A	2105	C	O4'-C1'-N1	8.74	115.19	108.20
1	A	2481	G	O4'-C1'-N9	8.73	115.19	108.20
1	A	2126	C	O4'-C1'-N1	8.72	115.18	108.20
1	A	2588	G	N9-C1'-C2'	-8.69	102.44	112.00
1	A	2633	A	O5'-P-OP1	8.68	121.12	110.70
1	A	2481	G	N9-C1'-C2'	8.68	125.28	114.00
1	A	2482	G	O5'-P-OP1	-8.68	97.89	105.70
1	A	2510	C	N1-C1'-C2'	8.67	125.27	114.00
1	A	2626	C	O4'-C1'-N1	8.67	115.13	108.20
1	A	2558	G	N9-C1'-C2'	-8.66	102.47	112.00
1	A	2560	C	O5'-P-OP2	-8.66	97.91	105.70

*Continued on next page...*

*Continued from previous page...*

Mol	Chain	Res	Type	Atoms	Z	Observed(°)	Ideal(°)
1	A	2412	G	N9-C1'-C2'	8.64	125.23	114.00
1	A	2322	U	N1-C1'-C2'	8.63	125.22	114.00
1	A	2655	U	N1-C1'-C2'	8.62	125.21	114.00
1	A	2321	A	C2'-C3'-O3'	8.61	128.45	109.50
1	A	2291	A	N9-C1'-C2'	8.60	125.18	114.00
1	A	2521	A	N9-C1'-C2'	8.58	125.16	114.00
1	A	2519	C	O4'-C1'-N1	8.56	115.05	108.20
1	A	2323	G	O5'-P-OP1	-8.55	98.01	105.70
1	A	2600	A	O5'-P-OP1	-8.55	98.01	105.70
1	A	2348	C	O4'-C1'-N1	8.53	115.03	108.20
1	A	2134	G	N9-C1'-C2'	-8.53	102.62	112.00
1	A	2591	C	N1-C1'-C2'	-8.52	102.63	112.00
1	A	2613	G	O5'-P-OP1	-8.50	98.05	105.70
1	A	2623	G	O5'-P-OP1	-8.49	98.06	105.70
1	A	2301	A	N9-C1'-C2'	8.47	125.02	114.00
1	A	2419	U	O4'-C1'-N1	-8.47	101.42	108.20
1	A	2359	G	O4'-C1'-N9	8.47	114.98	108.20
1	A	2449	G	N9-C1'-C2'	-8.47	102.68	112.00
1	A	2548	C	C3'-C2'-O2'	8.47	137.86	113.30
1	A	2502	C	O4'-C1'-N1	8.46	114.97	108.20
1	A	2350	G	O4'-C1'-N9	8.45	114.96	108.20
1	A	2443	C	O4'-C1'-N1	-8.45	101.44	108.20
1	A	2370	A	C4'-C3'-O3'	8.42	129.85	113.00
1	A	2611	G	C3'-C2'-O2'	8.39	137.63	113.30
1	A	2625	C	N1-C1'-C2'	-8.38	102.78	112.00
1	A	2291	A	C4'-C3'-O3'	-8.37	91.81	109.40
1	A	2656	G	N9-C1'-C2'	-8.38	102.79	112.00
1	A	2243	C	O4'-C1'-N1	8.37	114.89	108.20
1	A	2598	U	O5'-P-OP1	-8.33	98.20	105.70
1	A	2404	G	O4'-C1'-N9	-8.29	101.57	108.20
1	A	2091	G	N9-C1'-C2'	-8.27	102.90	112.00
1	A	2531	U	N1-C1'-C2'	8.22	124.68	114.00
1	A	2416	G	O4'-C1'-N9	8.20	114.76	108.20
1	A	2516	G	O4'-C1'-N9	8.20	114.76	108.20
1	A	2652	U	O5'-P-OP1	-8.19	98.33	105.70
1	A	2530	C	O4'-C1'-N1	8.11	114.69	108.20
1	A	2108	A	N9-C1'-C2'	8.09	124.51	114.00
1	A	2588	G	O4'-C1'-N9	8.06	114.65	108.20
1	A	2515	C	C3'-C2'-O2'	8.04	136.60	113.30
1	A	2533	C	O4'-C1'-N1	-8.02	101.78	108.20
1	A	2247	C	O4'-C1'-N1	7.96	114.57	108.20
1	A	2101	A	OP2-P-O3'	-7.96	87.69	105.20

*Continued on next page...*

*Continued from previous page...*

Mol	Chain	Res	Type	Atoms	Z	Observed(°)	Ideal(°)
1	A	2637	A	C5'-C4'-C3'	7.96	128.73	116.00
1	A	2649	A	O4'-C1'-N9	-7.91	101.87	108.20
1	A	2364	A	O4'-C1'-N9	7.91	114.52	108.20
1	A	2097	G	N9-C1'-C2'	-7.90	103.31	112.00
1	A	2457	U	O5'-P-OP1	-7.88	98.61	105.70
1	A	2607	U	O4'-C1'-N1	-7.83	101.94	108.20
1	A	2582	G	O4'-C1'-N9	7.82	114.46	108.20
1	A	2504	A	O4'-C1'-N9	7.80	114.44	108.20
1	A	2492	U	N1-C1'-C2'	7.78	124.11	114.00
1	A	2361	A	O4'-C1'-N9	-7.76	101.99	108.20
1	A	2637	A	C4'-C3'-O3'	7.73	128.46	113.00
1	A	2081	A	O5'-P-OP1	7.72	119.97	110.70
1	A	2521	A	C3'-C2'-O2'	-7.70	90.98	113.30
1	A	2551	C	N1-C1'-C2'	7.70	124.00	114.00
1	A	2427	C	O4'-C1'-N1	7.68	114.35	108.20
1	A	2473	U	O4'-C1'-N1	-7.68	102.05	108.20
1	A	2334	C	O4'-C1'-N1	7.67	114.34	108.20
1	A	2446	G	O4'-C1'-N9	7.67	114.34	108.20
1	A	2484	U	C4'-C3'-O3'	-7.67	93.29	109.40
1	A	2135	A	O5'-P-OP2	-7.64	98.82	105.70
1	A	2421	G	O4'-C1'-N9	7.63	114.30	108.20
1	A	2590	U	O4'-C1'-N1	7.63	114.30	108.20
1	A	2635	A	N9-C1'-C2'	-7.57	103.67	112.00
1	A	2563	U	O4'-C1'-N1	7.57	114.25	108.20
1	A	2253	G	N9-C1'-C2'	-7.55	103.69	112.00
1	A	2597	U	O5'-P-OP1	-7.55	98.91	105.70
1	A	2320	U	N1-C1'-C2'	7.53	123.79	114.00
1	A	2439	C	O5'-P-OP1	7.53	119.74	110.70
1	A	2281	C	O5'-P-OP1	-7.53	98.92	105.70
1	A	2242	U	C3'-C2'-O2'	7.53	135.12	113.30
1	A	2561	C	O4'-C1'-N1	7.51	114.21	108.20
1	A	2463	A	C2'-C3'-O3'	7.50	126.01	109.50
1	A	2298	C	O4'-C1'-N1	7.50	114.20	108.20
1	A	2084	C	O4'-C1'-N1	7.49	114.19	108.20
1	A	2564	G	N3-C4-N9	-7.49	121.50	126.00
1	A	2110	G	N9-C1'-C2'	-7.49	103.76	112.00
1	A	2103	A	O5'-P-OP1	7.48	119.67	110.70
1	A	2427	C	C2'-C3'-O3'	7.47	125.93	109.50
1	A	2404	G	P-O5'-C5'	7.46	132.84	120.90
1	A	2101	A	C4'-C3'-O3'	-7.45	93.75	109.40
1	A	2114	C	O4'-C1'-N1	-7.44	102.25	108.20
1	A	2411	C	O5'-P-OP1	-7.42	99.03	105.70

*Continued on next page...*

*Continued from previous page...*

Mol	Chain	Res	Type	Atoms	Z	Observed(°)	Ideal(°)
1	A	2557	U	N1-C1'-C2'	-7.41	103.85	112.00
1	A	2424	U	O4'-C1'-N1	7.41	114.12	108.20
1	A	2292	C	O4'-C1'-N1	7.38	114.11	108.20
1	A	2648	U	OP1-P-O3'	7.35	121.36	105.20
1	A	2361	A	N9-C1'-C2'	7.33	123.53	114.00
1	A	2370	A	C2'-C3'-O3'	7.31	125.59	109.50
1	A	2531	U	C3'-C2'-O2'	-7.31	92.09	113.30
1	A	2521	A	C4'-C3'-O3'	7.31	127.62	113.00
1	A	2316	G	C4'-C3'-O3'	-7.29	94.08	109.40
1	A	2360	C	N1-C1'-C2'	7.29	123.48	114.00
1	A	2658	G	OP1-P-O3'	7.29	121.23	105.20
1	A	2306	U	N1-C1'-C2'	-7.28	104.00	112.00
1	A	2620	U	C3'-C2'-O2'	7.28	134.41	113.30
2	B	75	C	O5'-P-OP1	-7.27	99.16	105.70
1	A	2463	A	OP1-P-O3'	7.27	121.20	105.20
1	A	2607	U	O5'-P-OP2	-7.25	99.17	105.70
1	A	2083	A	C4'-C3'-O3'	7.25	127.49	113.00
1	A	2439	C	C4'-C3'-O3'	7.24	127.48	113.00
1	A	2473	U	OP1-P-O3'	7.23	121.11	105.20
1	A	2083	A	O4'-C1'-N9	-7.23	102.42	108.20
1	A	2348	C	O5'-P-OP1	-7.22	99.20	105.70
1	A	2099	G	OP2-P-O3'	-7.20	89.36	105.20
1	A	2588	G	OP1-P-O3'	7.14	120.91	105.20
1	A	2278	U	O5'-P-OP1	-7.12	99.29	105.70
1	A	2437	A	C1'-C2'-O2'	7.12	131.97	110.60
1	A	2478	U	N1-C1'-C2'	-7.11	104.18	112.00
1	A	2437	A	C5-N7-C8	-7.09	100.36	103.90
1	A	2299	G	C5-C6-O6	-7.08	124.35	128.60
1	A	2507	G	N9-C1'-C2'	-7.07	104.22	112.00
1	A	2439	C	O4'-C1'-N1	7.05	113.84	108.20
1	A	2239	C	O4'-C1'-N1	7.05	113.84	108.20
1	A	2505	G	O4'-C1'-N9	7.03	113.82	108.20
1	A	2600	A	O4'-C1'-N9	7.02	113.82	108.20
1	A	2118	A	OP2-P-O3'	7.02	120.64	105.20
1	A	2574	G	O4'-C1'-N9	7.01	113.81	108.20
1	A	2617	G	O4'-C1'-N9	7.01	113.81	108.20
1	A	2345	A	O4'-C1'-N9	-7.00	102.60	108.20
1	A	2506	A	O4'-C1'-N9	6.97	113.78	108.20
1	A	2641	C	N1-C1'-C2'	-6.97	104.33	112.00
1	A	2552	C	O5'-P-OP1	-6.96	99.43	105.70
1	A	2427	C	O5'-P-OP1	6.96	119.05	110.70
1	A	2507	G	O5'-P-OP1	6.94	119.03	110.70

*Continued on next page...*

*Continued from previous page...*

Mol	Chain	Res	Type	Atoms	Z	Observed(°)	Ideal(°)
1	A	2074	A	C3'-C2'-O2'	6.93	133.39	113.30
1	A	2653	A	O4'-C1'-N9	6.92	113.74	108.20
1	A	2087	C	O4'-C1'-N1	-6.92	102.66	108.20
1	A	2527	U	OP2-P-O3'	-6.91	89.99	105.20
1	A	2635	A	C4'-C3'-O3'	-6.91	94.90	109.40
1	A	2457	U	O4'-C1'-N1	6.90	113.72	108.20
1	A	2444	U	O4'-C1'-N1	6.87	113.70	108.20
1	A	2649	A	N9-C1'-C2'	-6.84	104.47	112.00
1	A	2267	G	O4'-C1'-N9	6.84	113.67	108.20
1	A	2099	G	O4'-C1'-N9	-6.84	102.73	108.20
1	A	2083	A	N9-C1'-C2'	-6.83	104.48	112.00
1	A	2252	A	N9-C1'-C2'	-6.83	104.49	112.00
1	A	2559	C	OP2-P-O3'	6.83	120.22	105.20
1	A	2134	G	O4'-C1'-N9	6.81	113.65	108.20
1	A	2572	G	P-O5'-C5'	-6.81	110.01	120.90
1	A	2548	C	O4'-C1'-N1	6.78	113.62	108.20
1	A	2377	U	O4'-C1'-N1	6.78	113.62	108.20
1	A	2321	A	C4'-C3'-O3'	6.78	126.56	113.00
1	A	2398	A	N9-C1'-C2'	-6.78	104.54	112.00
1	A	2473	U	C2'-C3'-O3'	-6.78	94.59	109.50
1	A	2282	U	N1-C1'-C2'	6.77	122.80	114.00
1	A	2305	A	N9-C1'-C2'	-6.77	104.56	112.00
1	A	2096	A	O4'-C1'-N9	-6.76	102.79	108.20
1	A	2560	C	O4'-C1'-N1	6.76	113.61	108.20
1	A	2092	G	C1'-C2'-O2'	-6.74	90.37	110.60
1	A	2358	U	O4'-C1'-N1	-6.72	102.82	108.20
1	A	2488	A	O4'-C1'-N9	6.72	113.58	108.20
1	A	2244	A	O5'-P-OP1	-6.72	99.65	105.70
1	A	2081	A	O4'-C1'-N9	-6.70	102.84	108.20
1	A	2459	G	O5'-P-OP1	-6.69	99.68	105.70
1	A	2599	A	N9-C1'-C2'	6.68	122.68	114.00
1	A	2480	G	O4'-C1'-N9	6.68	113.54	108.20
1	A	2563	U	N1-C1'-C2'	6.67	122.66	114.00
1	A	2090	G	O4'-C1'-N9	6.66	113.53	108.20
1	A	2426	G	O4'-C1'-N9	-6.66	102.87	108.20
1	A	2113	G	C4'-C3'-O3'	6.66	126.31	113.00
1	A	2127	U	C1'-C2'-O2'	6.65	130.55	110.60
1	A	2431	C	OP2-P-O3'	-6.64	90.60	105.20
1	A	2411	C	O4'-C1'-N1	6.63	113.51	108.20
1	A	2617	G	O5'-P-OP1	-6.63	99.73	105.70
1	A	2526	C	C3'-C2'-O2'	6.60	132.45	113.30
1	A	2634	G	O4'-C1'-N9	-6.60	102.92	108.20

*Continued on next page...*

Continued from previous page...

Mol	Chain	Res	Type	Atoms	Z	Observed(°)	Ideal(°)
1	A	2501	G	O4'-C1'-N9	6.58	113.46	108.20
1	A	2102	G	C2'-C3'-O3'	-6.58	95.03	109.50
1	A	2580	G	N9-C1'-C2'	-6.57	104.77	112.00
1	A	2355	G	C1'-C2'-O2'	6.55	130.24	110.60
1	A	2266	A	O5'-P-OP2	-6.54	99.81	105.70
1	A	2601	A	OP1-P-O3'	6.54	119.59	105.20
1	A	2545	U	N1-C1'-C2'	-6.53	104.81	112.00
1	A	2437	A	N3-C4-C5	6.53	131.37	126.80
1	A	2379	G	O4'-C1'-N9	6.52	113.41	108.20
1	A	2438	G	OP1-P-O3'	-6.51	90.87	105.20
1	A	2345	A	C1'-C2'-O2'	6.51	130.13	110.60
1	A	2113	G	N9-C1'-C2'	-6.51	104.84	112.00
1	A	2100	A	N9-C1'-C2'	-6.48	104.87	112.00
1	A	2438	G	O5'-P-OP2	6.48	118.48	110.70
1	A	2570	G	N9-C1'-C2'	-6.48	104.88	112.00
1	A	2285	G	N9-C1'-C2'	-6.46	104.90	112.00
1	A	2266	A	N9-C1'-C2'	6.45	122.39	114.00
1	A	2075	G	OP2-P-O3'	6.45	119.39	105.20
1	A	2287	C	O5'-P-OP1	-6.45	99.90	105.70
1	A	2135	A	N9-C1'-C2'	-6.44	104.92	112.00
1	A	2280	A	N9-C1'-C2'	-6.44	104.92	112.00
1	A	2633	A	N9-C1'-C2'	-6.43	104.92	112.00
1	A	2600	A	C3'-C2'-O2'	-6.40	94.73	113.30
1	A	2427	C	C4'-C3'-O3'	6.39	125.77	113.00
1	A	2558	G	OP2-P-O3'	6.39	119.25	105.20
1	A	2327	A	C1'-C2'-O2'	6.36	129.69	110.60
1	A	2582	G	N9-C1'-C2'	-6.35	105.01	112.00
1	A	2130	C	O4'-C1'-N1	-6.35	103.12	108.20
1	A	2570	G	O4'-C1'-N9	6.35	113.28	108.20
1	A	2482	G	OP2-P-O3'	6.34	119.15	105.20
1	A	2406	U	O4'-C1'-N1	-6.34	103.13	108.20
1	A	2646	G	O4'-C1'-N9	-6.33	103.14	108.20
1	A	2374	A	O5'-P-OP1	6.30	118.26	110.70
1	A	2643	G	N9-C1'-C2'	-6.29	105.08	112.00
1	A	2547	C	C1'-C2'-O2'	6.29	129.47	110.60
1	A	2621	U	O5'-P-OP2	-6.29	100.04	105.70
1	A	2126	C	OP1-P-O3'	-6.27	91.41	105.20
1	A	2649	A	C4'-C3'-O3'	-6.27	96.24	109.40
1	A	2623	G	N9-C1'-C2'	-6.26	105.11	112.00
1	A	2122	C	O5'-P-OP1	6.25	118.20	110.70
1	A	2659	U	C1'-C2'-O2'	6.25	129.35	110.60
1	A	2647	C	N1-C1'-C2'	-6.25	105.13	112.00

Continued on next page...



*Continued from previous page...*

Mol	Chain	Res	Type	Atoms	Z	Observed(°)	Ideal(°)
1	A	2262	C	O4'-C1'-N1	-6.24	103.21	108.20
1	A	2313	C	C5'-C4'-C3'	6.24	125.98	116.00
1	A	2437	A	N3-C4-N9	-6.23	122.41	127.40
1	A	2244	A	OP1-P-O3'	6.23	118.90	105.20
1	A	2461	U	N1-C1'-C2'	-6.23	105.15	112.00
1	A	2264	A	OP2-P-O3'	6.22	118.89	105.20
1	A	2651	C	OP2-P-O3'	6.22	118.89	105.20
1	A	2102	G	OP2-P-O3'	-6.22	91.52	105.20
1	A	2356	A	C4'-C3'-O3'	-6.22	96.34	109.40
1	A	2465	A	OP2-P-O3'	6.21	118.87	105.20
1	A	2610	U	N1-C1'-C2'	6.21	122.07	114.00
1	A	2069	U	C4'-C3'-O3'	-6.21	96.36	109.40
1	A	2352	G	O5'-P-OP1	-6.19	100.13	105.70
1	A	2652	U	O4'-C1'-N1	6.18	113.14	108.20
1	A	2271	G	N9-C1'-C2'	-6.17	105.21	112.00
1	A	2064	U	O5'-P-OP1	6.17	118.10	110.70
1	A	2073	G	O5'-P-OP1	6.17	118.10	110.70
1	A	2485	A	O4'-C1'-N9	6.16	113.12	108.20
1	A	2609	G	O4'-C1'-N9	6.13	113.10	108.20
1	A	2283	G	O4'-C1'-N9	-6.12	103.30	108.20
1	A	2512	U	O4'-C1'-N1	-6.12	103.30	108.20
1	A	2620	U	C2'-C3'-O3'	-6.12	96.03	109.50
1	A	2395	A	O4'-C1'-N9	-6.11	103.31	108.20
1	A	2368	A	O5'-P-OP2	-6.11	100.20	105.70
1	A	2594	C	O5'-P-OP2	6.11	118.03	110.70
1	A	2537	G	O5'-P-OP2	6.10	118.02	110.70
1	A	2522	G	C1'-C2'-O2'	6.08	128.85	110.60
1	A	2432	C	N1-C1'-C2'	-6.07	105.32	112.00
1	A	2241	C	C3'-C2'-O2'	6.06	130.88	113.30
1	A	2612	A	OP2-P-O3'	6.06	118.52	105.20
1	A	2116	U	O4'-C1'-N1	6.05	113.04	108.20
1	A	2360	C	O4'-C1'-N1	-6.05	103.36	108.20
1	A	2367	A	O4'-C1'-N9	-6.04	103.36	108.20
1	A	2369	A	O4'-C1'-N9	-6.04	103.36	108.20
1	A	2616	G	O4'-C1'-N9	6.03	113.03	108.20
1	A	2082	G	N9-C1'-C2'	-6.03	105.37	112.00
1	A	2300	A	C2-N3-C4	-6.02	107.59	110.60
1	A	2086	C	N1-C1'-C2'	-6.02	105.38	112.00
1	A	2447	A	C3'-C2'-O2'	6.02	130.76	113.30
1	A	2335	C	O5'-P-OP1	-6.01	100.29	105.70
1	A	2637	A	N9-C1'-C2'	6.01	121.82	114.00
1	A	2311	A	N9-C1'-C2'	-6.01	105.39	112.00

*Continued on next page...*

*Continued from previous page...*

Mol	Chain	Res	Type	Atoms	Z	Observed(°)	Ideal(°)
1	A	2535	U	C1'-C2'-O2'	6.01	128.63	110.60
1	A	2634	G	O5'-P-OP2	-6.00	100.30	105.70
1	A	2410	G	O4'-C1'-N9	5.99	112.99	108.20
1	A	2637	A	OP2-P-O3'	5.98	118.36	105.20
1	A	2247	C	N1-C1'-C2'	5.98	121.77	114.00
1	A	2473	U	OP2-P-O3'	-5.98	92.05	105.20
1	A	2606	G	O4'-C1'-N9	5.97	112.98	108.20
1	A	2294	C	OP2-P-O3'	5.97	118.33	105.20
1	A	2373	U	OP1-P-O3'	-5.95	92.11	105.20
1	A	2466	G	C3'-C2'-O2'	-5.95	96.05	113.30
1	A	2647	C	C3'-C2'-O2'	5.95	130.54	113.30
1	A	2452	G	O4'-C1'-N9	-5.94	103.44	108.20
1	A	2478	U	O4'-C1'-N1	5.94	112.95	108.20
1	A	2101	A	OP1-P-O3'	5.93	118.25	105.20
1	A	2540	G	O5'-P-OP2	-5.93	100.37	105.70
1	A	2574	G	C3'-C2'-O2'	-5.92	96.13	113.30
1	A	2299	G	C6-C5-N7	-5.92	126.85	130.40
1	A	2550	U	N1-C1'-C2'	5.91	121.69	114.00
1	A	2454	C	C1'-C2'-O2'	5.91	128.32	110.60
1	A	2067	A	O4'-C1'-N9	5.90	112.92	108.20
1	A	2430	A	O4'-C1'-N9	-5.89	103.49	108.20
1	A	2365	G	O4'-C1'-N9	-5.88	103.49	108.20
1	A	2568	A	O4'-C1'-N9	-5.88	103.50	108.20
1	A	2437	A	C4-C5-C6	-5.88	114.06	117.00
1	A	2551	C	O4'-C1'-N1	5.87	112.90	108.20
1	A	2652	U	P-O5'-C5'	-5.87	111.51	120.90
1	A	2575	C	N1-C1'-C2'	5.86	121.62	114.00
1	A	2608	C	C2'-C3'-O3'	5.86	123.08	113.70
1	A	2357	G	N9-C1'-C2'	-5.86	105.56	112.00
1	A	2571	C	O5'-P-OP1	-5.85	100.43	105.70
1	A	2605	G	N9-C1'-C2'	5.85	121.61	114.00
1	A	2390	U	N1-C1'-C2'	5.85	121.61	114.00
1	A	2068	G	O4'-C1'-N9	5.83	112.87	108.20
1	A	2631	U	O4'-C1'-N1	-5.83	103.53	108.20
1	A	2271	G	C2'-C3'-O3'	-5.83	96.68	109.50
1	A	2598	U	C5'-C4'-C3'	-5.83	106.68	116.00
1	A	2536	C	C1'-O4'-C4'	-5.82	105.24	109.90
1	A	2406	U	N1-C1'-C2'	-5.82	105.60	112.00
1	A	2490	A	O4'-C1'-N9	5.82	112.86	108.20
1	A	2245	C	OP2-P-O3'	5.82	118.00	105.20
1	A	2382	A	O4'-C1'-N9	-5.81	103.55	108.20
1	A	2118	A	N9-C1'-C2'	5.81	121.55	114.00

*Continued on next page...*

*Continued from previous page...*

Mol	Chain	Res	Type	Atoms	Z	Observed(°)	Ideal(°)
1	A	2463	A	P-O3'-C3'	5.81	126.67	119.70
1	A	2332	A	OP2-P-O3'	5.80	117.97	105.20
1	A	2478	U	OP2-P-O3'	5.79	117.94	105.20
1	A	2066	C	O4'-C1'-N1	5.77	112.81	108.20
1	A	2305	A	C4'-C3'-O3'	-5.75	97.32	109.40
1	A	2637	A	O5'-P-OP1	-5.74	100.53	105.70
1	A	2620	U	OP1-P-O3'	5.74	117.82	105.20
1	A	2246	U	C4'-C3'-O3'	-5.74	97.35	109.40
1	A	2473	U	C4'-C3'-O3'	5.73	124.46	113.00
1	A	2571	C	OP2-P-O3'	5.73	117.81	105.20
1	A	2092	G	N9-C1'-C2'	5.73	121.45	114.00
1	A	2436	U	OP2-P-O3'	5.72	117.78	105.20
1	A	2336	G	O4'-C1'-N9	5.71	112.77	108.20
1	A	2410	G	OP2-P-O3'	5.71	117.75	105.20
1	A	2303	A	OP2-P-O3'	5.69	117.72	105.20
1	A	2496	C	C4'-C3'-O3'	5.69	124.38	113.00
1	A	2527	U	P-O3'-C3'	-5.68	112.88	119.70
1	A	2661	U	O4'-C1'-N1	5.68	112.75	108.20
2	B	74	C	N1-C1'-C2'	5.68	121.38	114.00
1	A	2473	U	N1-C1'-C2'	-5.67	105.77	112.00
1	A	2437	A	C2-N3-C4	-5.65	107.78	110.60
1	A	2507	G	C4'-C3'-O3'	5.62	124.24	113.00
1	A	2598	U	O5'-C5'-C4'	-5.62	101.02	111.70
1	A	2106	C	N1-C1'-C2'	5.61	121.30	114.00
1	A	2561	C	O5'-P-OP1	-5.61	100.65	105.70
1	A	2479	A	O4'-C1'-N9	-5.59	103.73	108.20
1	A	2402	A	O4'-C1'-N9	5.59	112.67	108.20
1	A	2130	C	OP2-P-O3'	-5.59	92.91	105.20
1	A	2132	C	N1-C1'-C2'	-5.58	105.86	112.00
1	A	2356	A	C3'-C2'-O2'	5.58	129.48	113.30
1	A	2396	C	OP2-P-O3'	5.58	117.47	105.20
1	A	2590	U	OP2-P-O3'	5.58	117.47	105.20
1	A	2463	A	O4'-C1'-N9	-5.57	103.74	108.20
1	A	2124	G	O5'-C5'-C4'	-5.57	101.13	111.70
1	A	2454	C	C3'-C2'-O2'	5.54	129.35	113.30
1	A	2095	A	C5'-C4'-O4'	5.53	115.73	109.10
1	A	2347	C	O4'-C1'-N1	5.52	112.62	108.20
1	A	2488	A	OP2-P-O3'	5.52	117.35	105.20
1	A	2619	U	C2'-C3'-O3'	5.52	122.53	113.70
1	A	2638	G	N9-C1'-C2'	-5.52	105.93	112.00
1	A	2286	G	N9-C1'-C2'	-5.51	105.94	112.00
1	A	2635	A	O4'-C1'-N9	5.51	112.61	108.20

*Continued on next page...*

*Continued from previous page...*

Mol	Chain	Res	Type	Atoms	Z	Observed(°)	Ideal(°)
1	A	2069	U	OP2-P-O3'	5.51	117.31	105.20
1	A	2467	A	N9-C1'-C2'	5.50	121.15	114.00
1	A	2616	G	C4'-C3'-O3'	-5.50	97.85	109.40
1	A	2074	A	N9-C1'-C2'	5.50	121.14	114.00
1	A	2313	C	P-O5'-C5'	-5.50	112.11	120.90
1	A	2122	C	C4'-C3'-O3'	5.49	123.97	113.00
1	A	2486	A	O4'-C1'-N9	5.46	112.57	108.20
1	A	2633	A	O4'-C1'-N9	-5.46	103.83	108.20
1	A	2607	U	C4'-C3'-O3'	-5.45	97.96	109.40
2	B	75	C	OP1-P-O3'	5.45	117.19	105.20
1	A	2106	C	O4'-C1'-N1	5.45	112.56	108.20
1	A	2362	A	O5'-P-OP1	-5.45	100.80	105.70
1	A	2584	G	N9-C1'-C2'	-5.44	106.02	112.00
1	A	2300	A	N9-C1'-C2'	5.43	121.06	114.00
1	A	2295	G	O5'-P-OP1	-5.43	100.81	105.70
1	A	2439	C	OP1-P-O3'	5.42	117.13	105.20
1	A	2274	A	O4'-C1'-N9	5.42	112.53	108.20
1	A	2632	G	P-O3'-C3'	-5.42	113.20	119.70
1	A	2325	C	O5'-P-OP1	-5.42	100.82	105.70
1	A	2607	U	O5'-P-OP1	5.41	117.19	110.70
1	A	2654	C	OP1-P-O3'	5.41	117.09	105.20
1	A	2299	G	C3'-C2'-C1'	5.40	105.82	101.50
1	A	2336	G	OP2-P-O3'	5.39	117.07	105.20
1	A	2611	G	N9-C1'-C2'	5.39	121.01	114.00
1	A	2124	G	C3'-C2'-O2'	5.39	128.92	113.30
1	A	2121	G	OP1-P-O3'	-5.38	93.37	105.20
1	A	2469	A	O4'-C1'-N9	5.38	112.50	108.20
1	A	2290	U	C4'-C3'-O3'	-5.37	98.13	109.40
1	A	2074	A	C1'-C2'-O2'	-5.37	94.50	110.60
1	A	2520	G	C3'-C2'-O2'	-5.37	97.74	113.30
1	A	2546	U	O4'-C1'-N1	-5.36	103.91	108.20
1	A	2559	C	O5'-P-OP2	-5.36	100.88	105.70
1	A	2487	C	OP1-P-O3'	5.35	116.97	105.20
1	A	2647	C	C1'-C2'-O2'	5.32	126.57	110.60
1	A	2619	U	O4'-C1'-N1	5.32	112.46	108.20
1	A	2487	C	N1-C1'-C2'	-5.31	106.16	112.00
1	A	2270	G	O4'-C1'-N9	-5.31	103.95	108.20
1	A	2652	U	O5'-P-OP2	5.31	117.07	110.70
1	A	2439	C	N1-C1'-C2'	-5.30	106.17	112.00
1	A	2438	G	OP2-P-O3'	-5.30	93.54	105.20
1	A	2619	U	OP1-P-O3'	5.28	116.81	105.20
1	A	2408	A	C3'-C2'-O2'	-5.27	98.02	113.30

*Continued on next page...*

*Continued from previous page...*

Mol	Chain	Res	Type	Atoms	Z	Observed(°)	Ideal(°)
1	A	2063	U	O3'-P-O5'	5.26	114.00	104.00
1	A	2266	A	OP2-P-O3'	5.26	116.76	105.20
1	A	2632	G	N9-C1'-C2'	5.25	120.83	114.00
1	A	2096	A	C4'-C3'-O3'	-5.25	98.38	109.40
1	A	2600	A	O5'-P-OP2	5.25	117.00	110.70
1	A	2573	G	O4'-C1'-N9	5.24	112.39	108.20
1	A	2475	C	O4'-C1'-N1	-5.22	104.02	108.20
1	A	2101	A	O4'-C1'-N9	5.22	112.38	108.20
1	A	2241	C	C1'-C2'-O2'	5.22	126.25	110.60
1	A	2424	U	O5'-C5'-C4'	-5.21	101.79	111.70
1	A	2428	G	C2'-C3'-O3'	-5.21	98.03	109.50
1	A	2414	A	O5'-C5'-C4'	-5.21	101.80	111.70
1	A	2346	C	O5'-C5'-C4'	-5.21	101.80	111.70
1	A	2471	G	C1'-C2'-O2'	5.20	126.19	110.60
1	A	2403	C	O4'-C1'-N1	5.20	112.36	108.20
1	A	2602	G	C3'-C2'-O2'	5.20	128.37	113.30
1	A	2474	A	C4'-C3'-O3'	5.19	123.38	113.00
1	A	2591	C	C4'-C3'-O3'	-5.19	98.51	109.40
1	A	2439	C	P-O3'-C3'	-5.18	113.48	119.70
1	A	2618	G	OP2-P-O3'	5.18	116.60	105.20
1	A	2320	U	OP1-P-O3'	5.18	116.59	105.20
1	A	2288	G	O4'-C1'-N9	5.13	112.31	108.20
1	A	2636	C	O5'-P-OP1	-5.13	101.08	105.70
1	A	2438	G	N9-C1'-C2'	-5.13	106.36	112.00
1	A	2391	C	N1-C1'-C2'	-5.12	106.37	112.00
1	A	2560	C	OP2-P-O3'	5.12	116.45	105.20
1	A	2282	U	O4'-C1'-N1	5.11	112.28	108.20
1	A	2095	A	O4'-C1'-N9	5.10	112.28	108.20
1	A	2650	U	O4'-C1'-N1	-5.08	104.13	108.20
1	A	2498	C	O4'-C1'-N1	5.08	112.26	108.20
1	A	2619	U	O5'-P-OP1	-5.08	101.13	105.70
1	A	2639	G	O4'-C1'-N9	5.08	112.26	108.20
1	A	2663	U	O4'-C1'-N1	5.07	112.26	108.20
1	A	2258	A	C2'-C3'-O3'	5.07	121.81	113.70
1	A	2392	C	O4'-C1'-N1	5.07	112.26	108.20
1	A	2558	G	C1'-C2'-O2'	5.07	125.81	110.60
1	A	2620	U	N1-C1'-C2'	5.07	120.59	114.00
1	A	2431	C	P-O3'-C3'	-5.07	113.62	119.70
1	A	2550	U	OP2-P-O3'	5.06	116.34	105.20
1	A	2627	G	O4'-C1'-N9	5.06	112.25	108.20
1	A	2387	U	C4'-C3'-O3'	-5.06	98.78	109.40
1	A	2303	A	O5'-P-OP1	5.05	116.76	110.70

*Continued on next page...*

*Continued from previous page...*

Mol	Chain	Res	Type	Atoms	Z	Observed(°)	Ideal(°)
1	A	2516	G	N9-C1'-C2'	-5.05	106.44	112.00
1	A	2131	G	O5'-P-OP1	5.05	116.76	110.70
1	A	2554	U	C2'-C3'-O3'	-5.04	98.41	109.50
1	A	2566	A	N9-C1'-C2'	5.04	120.55	114.00
1	A	2617	G	C2'-C3'-O3'	5.03	121.74	113.70
1	A	2383	G	N9-C1'-C2'	-5.02	106.48	112.00
1	A	2395	A	C2'-C3'-O3'	5.01	121.72	113.70
1	A	2122	C	P-O3'-C3'	-5.01	113.69	119.70
1	A	2265	U	OP1-P-O3'	5.01	116.22	105.20
1	A	2481	G	OP2-P-O3'	5.00	116.20	105.20

All (36) chirality outliers are listed below:

Mol	Chain	Res	Type	Atom
1	A	2083	A	C3'
1	A	2124	G	C2'
1	A	2127	U	C2'
1	A	2130	C	C2'
1	A	2241	C	C2'
1	A	2263	G	C2'
1	A	2321	A	C3'
1	A	2327	A	C2'
1	A	2345	A	C2'
1	A	2355	G	C2'
1	A	2370	A	C3'
1	A	2408	A	C2'
1	A	2427	C	C3'
1	A	2437	A	C2'
1	A	2447	A	C2'
1	A	2454	C	C2'
1	A	2482	G	C3'
1	A	2515	C	C2'
1	A	2532	A	C2'
1	A	2535	U	C2'
1	A	2547	C	C2'
1	A	2548	C	C2'
1	A	2602	G	C2'
1	A	2610	U	C2'
1	A	2611	G	C2'
1	A	2615	U	C2'
1	A	2616	G	C1'
1	A	2624	A	C2'

*Continued on next page...*

Continued from previous page...

Mol	Chain	Res	Type	Atom
1	A	2626	C	C2'
1	A	2637	A	C4',C3'
1	A	2647	C	C2'
1	A	2650	U	C2'
1	A	2656	G	C2'
1	A	2657	G	C2'
1	A	2659	U	C2'

All (5) planarity outliers are listed below:

Mol	Chain	Res	Type	Group
1	A	2299	G	Sidechain
1	A	2300	A	Sidechain
1	A	2437	A	Sidechain
1	A	2549	C	Sidechain
1	A	2564	G	Sidechain

## 5.2 Too-close contacts [i](#)

In the following table, the Non-H and H(model) columns list the number of non-hydrogen atoms and hydrogen atoms in the chain respectively. The H(added) column lists the number of hydrogen atoms added and optimized by MolProbity. The Clashes column lists the number of clashes within the asymmetric unit, whereas Symm-Clashes lists symmetry related clashes.

Mol	Chain	Non-H	H(model)	H(added)	Clashes	Symm-Clashes
1	A	10627	0	5357	744	0
2	B	98	0	61	12	0
All	All	10725	0	5418	747	0

The all-atom clashscore is defined as the number of clashes found per 1000 atoms (including hydrogen atoms). The all-atom clashscore for this structure is 48.

All (747) close contacts within the same asymmetric unit are listed below, sorted by their clash magnitude.

Atom-1	Atom-2	Interatomic distance (Å)	Clash overlap (Å)
1:A:2299:G:H1	1:A:2300:A:N6	1.42	1.16
1:A:2473:U:H4'	1:A:2474:A:H5'	1.35	1.08
1:A:2478:U:H2'	1:A:2479:A:H8	1.27	1.00
1:A:2299:G:N1	1:A:2300:A:N6	2.15	0.95
1:A:2316:G:H2'	1:A:2427:C:N4	1.85	0.92

Continued on next page...

*Continued from previous page...*

Atom-1	Atom-2	Interatomic distance (Å)	Clash overlap (Å)
1:A:2546:U:H2'	1:A:2547:C:C6	2.08	0.89
1:A:2252:A:C5	1:A:2253:G:H1'	2.09	0.87
1:A:2264:A:H2'	1:A:2265:U:C6	2.11	0.86
1:A:2312:G:H2'	1:A:2313:C:H5'	1.56	0.85
1:A:2253:G:H2'	1:A:2254:G:H8	1.41	0.85
1:A:2256:G:H2'	1:A:2257:G:H5'	1.56	0.85
1:A:2619:U:H2'	1:A:2620:U:C5	2.11	0.85
1:A:2541:U:H3	1:A:2618:G:H1	1.25	0.84
1:A:2509:A:N6	1:A:2564:G:N2	2.26	0.84
1:A:2635:A:H2'	1:A:2636:C:C6	2.14	0.83
1:A:2488:A:H61	1:A:2534:C:H42	1.27	0.82
1:A:2542:C:C2'	1:A:2543:G:H5'	2.10	0.81
1:A:2502:C:C2'	1:A:2503:A:H5'	2.10	0.81
1:A:2266:A:H2'	1:A:2267:G:H8	1.45	0.81
1:A:2478:U:H2'	1:A:2479:A:C8	2.12	0.81
1:A:2264:A:H2'	1:A:2265:U:H6	1.47	0.80
1:A:2262:C:H2'	1:A:2263:G:H8	1.46	0.80
1:A:2266:A:H2'	1:A:2267:G:C8	2.16	0.79
1:A:2087:C:O2'	1:A:2088:C:H5'	1.82	0.79
1:A:2494:G:H2'	1:A:2495:U:H5'	1.65	0.79
1:A:2326:U:H2'	1:A:2327:A:H8	1.46	0.79
1:A:2619:U:H2'	1:A:2620:U:C6	2.18	0.79
1:A:2345:A:H3'	1:A:2346:C:C5	2.19	0.78
1:A:2509:A:H62	1:A:2564:G:N2	1.80	0.78
1:A:2487:C:C2'	1:A:2488:A:H5'	2.14	0.77
1:A:2515:C:H2'	1:A:2516:G:H5'	1.66	0.77
1:A:2505:G:C2'	1:A:2506:A:H5'	2.14	0.77
1:A:2496:C:H1'	1:A:2527:U:N3	1.99	0.77
1:A:2445:U:H2'	1:A:2446:G:C8	2.20	0.77
1:A:2507:G:H2'	1:A:2510:C:H42	1.50	0.77
1:A:2542:C:H2'	1:A:2543:G:H5'	1.66	0.76
1:A:2473:U:C4'	1:A:2474:A:H5'	2.13	0.76
1:A:2237:G:H1'	1:A:2238:A:C8	2.20	0.76
1:A:2326:U:H2'	1:A:2327:A:C8	2.20	0.75
1:A:2590:U:H2'	1:A:2591:C:H5'	1.67	0.75
1:A:2605:G:C2'	1:A:2606:G:H5'	2.16	0.75
1:A:2299:G:H1'	1:A:2310:G:N2	2.02	0.74
1:A:2114:C:O2'	1:A:2115:U:H5'	1.87	0.74
1:A:2299:G:N1	1:A:2300:A:C6	2.54	0.74
1:A:2546:U:H2'	1:A:2547:C:H6	1.52	0.74
1:A:2256:G:C2'	1:A:2257:G:H5'	2.16	0.73

*Continued on next page...*



*Continued from previous page...*

Atom-1	Atom-2	Interatomic distance (Å)	Clash overlap (Å)
1:A:2269:C:C2'	1:A:2270:G:H5'	2.18	0.73
1:A:2271:G:H2'	1:A:2271:G:N3	2.02	0.73
1:A:2104:C:H2'	1:A:2105:C:H5'	1.71	0.72
1:A:2121:G:O2'	1:A:2122:C:H5'	1.88	0.72
1:A:2085:A:O2'	1:A:2086:C:H5'	1.90	0.71
1:A:2265:U:H2'	1:A:2266:A:C8	2.24	0.71
1:A:2488:A:H61	1:A:2534:C:N4	1.86	0.71
1:A:2486:A:C2	2:B:77:PU:HE2	2.25	0.71
1:A:2332:A:H3'	1:A:2333:G:C8	2.25	0.71
1:A:2105:C:N4	1:A:2481:G:N1	2.37	0.71
1:A:2419:U:H5''	1:A:2420:G:H5''	1.73	0.71
1:A:2439:C:N4	1:A:2440:C:H41	1.89	0.71
1:A:2325:C:H2'	1:A:2326:U:C6	2.26	0.71
1:A:2488:A:N6	1:A:2534:C:H42	1.87	0.71
1:A:2568:A:C2'	1:A:2569:A:H5'	2.21	0.71
1:A:2591:C:H2'	1:A:2592:G:O4'	1.91	0.71
1:A:2082:G:O2'	1:A:2083:A:H5'	1.92	0.70
1:A:2654:C:O2'	1:A:2655:U:H5'	1.90	0.70
1:A:2508:C:OP1	1:A:2510:C:N4	2.24	0.70
1:A:2253:G:H2'	1:A:2254:G:C8	2.25	0.70
1:A:2291:A:H5''	1:A:2292:C:C5'	2.22	0.70
1:A:2414:A:H2'	1:A:2415:A:C8	2.26	0.70
1:A:2453:G:O2'	1:A:2454:C:H5'	1.92	0.69
1:A:2478:U:O2'	1:A:2479:A:H5'	1.92	0.69
1:A:2312:G:C2'	1:A:2313:C:H5'	2.20	0.69
1:A:2460:A:H2'	1:A:2461:U:C6	2.27	0.69
1:A:2238:A:O2'	1:A:2239:C:H5'	1.92	0.69
1:A:2446:G:H2'	1:A:2447:A:H8	1.57	0.69
1:A:2509:A:H62	1:A:2564:G:H22	1.38	0.69
1:A:2568:A:H2'	1:A:2569:A:H5'	1.75	0.69
1:A:2505:G:O2'	1:A:2506:A:H5'	1.92	0.69
1:A:2507:G:H2'	1:A:2510:C:N4	2.07	0.69
1:A:2492:U:C2'	1:A:2493:C:H5'	2.23	0.69
1:A:2614:C:O2'	1:A:2615:U:H5'	1.93	0.69
1:A:2112:A:O2'	1:A:2113:G:H5'	1.92	0.68
1:A:2345:A:H3'	1:A:2346:C:C6	2.28	0.68
1:A:2391:C:N4	1:A:2397:G:OP2	2.26	0.68
1:A:2502:C:H2'	1:A:2503:A:H5'	1.74	0.68
1:A:2621:U:N3	1:A:2622:A:N7	2.40	0.68
1:A:2630:G:N2	1:A:2633:A:OP2	2.26	0.68
1:A:2262:C:H2'	1:A:2263:G:C8	2.29	0.68

*Continued on next page...*

*Continued from previous page...*

Atom-1	Atom-2	Interatomic distance (Å)	Clash overlap (Å)
1:A:2495:U:C2'	1:A:2496:C:H5'	2.23	0.68
1:A:2605:G:H2'	1:A:2606:G:H5'	1.75	0.68
1:A:2487:C:H2'	1:A:2488:A:H5'	1.76	0.68
1:A:2509:A:N6	1:A:2564:G:H22	1.89	0.68
1:A:2252:A:C6	1:A:2253:G:H1'	2.28	0.68
1:A:2065:C:H2'	1:A:2066:C:C6	2.30	0.67
1:A:2412:G:N2	1:A:2415:A:OP2	2.27	0.67
1:A:2090:G:H2'	1:A:2091:G:C8	2.30	0.67
1:A:2314:G:H2'	1:A:2315:C:H5'	1.75	0.67
1:A:2594:C:O2'	1:A:2595:U:H5'	1.94	0.67
1:A:2325:C:H2'	1:A:2326:U:H6	1.59	0.67
1:A:2612:A:H5''	1:A:2613:G:O5'	1.94	0.67
1:A:2106:C:H2'	1:A:2107:U:C6	2.30	0.67
1:A:2398:A:H2'	1:A:2399:G:O4'	1.94	0.67
1:A:2628:U:H3	1:A:2635:A:H61	1.43	0.67
1:A:2065:C:H2'	1:A:2066:C:H6	1.61	0.66
1:A:2582:G:O2'	1:A:2583:A:H5'	1.95	0.66
1:A:2102:G:OP2	1:A:2537:G:H5'	1.96	0.66
1:A:2105:C:N4	1:A:2536:C:N3	2.44	0.65
1:A:2265:U:H2'	1:A:2266:A:H8	1.61	0.65
1:A:2456:A:H2'	1:A:2457:U:C6	2.31	0.65
1:A:2485:A:O2'	2:B:76:DA:N1	2.20	0.65
1:A:2255:A:H2'	1:A:2256:G:O4'	1.96	0.65
1:A:2385:G:H2'	1:A:2386:U:C6	2.31	0.65
1:A:2242:U:O2'	1:A:2243:C:H2'	1.96	0.65
1:A:2246:U:H2'	1:A:2247:C:C6	2.31	0.65
1:A:2449:G:H2'	1:A:2450:C:C6	2.31	0.65
1:A:2387:U:H2'	1:A:2388:C:C6	2.32	0.64
1:A:2611:G:H3'	1:A:2611:G:N3	2.11	0.64
1:A:2124:G:HO2'	1:A:2125:G:H8	1.43	0.64
1:A:2300:A:C2	1:A:2306:U:C5	2.85	0.64
1:A:2332:A:H3'	1:A:2333:G:H8	1.60	0.64
1:A:2316:G:H4'	1:A:2316:G:OP1	1.97	0.64
1:A:2299:G:H1	1:A:2300:A:H62	1.32	0.64
1:A:2452:G:N2	1:A:2453:G:H1'	2.13	0.64
1:A:2105:C:N4	1:A:2481:G:H1	1.96	0.64
1:A:2428:G:N1	1:A:2462:G:OP1	2.28	0.63
1:A:2115:U:O4'	1:A:2633:A:H1'	1.98	0.63
1:A:2364:A:O2'	1:A:2365:G:H5'	1.99	0.62
1:A:2419:U:H5''	1:A:2420:G:C5'	2.28	0.62
1:A:2569:A:C2	1:A:2570:G:H1'	2.34	0.62

*Continued on next page...*

*Continued from previous page...*

Atom-1	Atom-2	Interatomic distance (Å)	Clash overlap (Å)
1:A:2618:G:H2'	1:A:2619:U:O4'	1.99	0.62
1:A:2291:A:C8	1:A:2309:C:H5'	2.35	0.62
1:A:2439:C:N4	1:A:2440:C:N4	2.47	0.62
1:A:2590:U:C2'	1:A:2591:C:H5'	2.29	0.61
1:A:2637:A:H61	2:B:77:PU:H3'	1.64	0.61
1:A:2570:G:H2'	1:A:2571:C:C6	2.35	0.61
1:A:2133:U:H4'	1:A:2134:G:H5'	1.82	0.61
1:A:2613:G:O2'	1:A:2614:C:H5'	1.99	0.61
1:A:2073:G:OP2	1:A:2490:A:H5'	2.00	0.61
1:A:2239:C:O2'	1:A:2240:U:H5'	2.00	0.61
1:A:2291:A:H5''	1:A:2292:C:H5'	1.82	0.61
1:A:2515:C:O2'	1:A:2516:G:H5'	1.99	0.61
1:A:2102:G:OP2	1:A:2537:G:OP2	2.19	0.61
1:A:2489:G:H2'	1:A:2490:A:O4'	2.00	0.61
1:A:2505:G:H2'	1:A:2506:A:H5'	1.81	0.61
1:A:2634:G:N2	1:A:2635:A:C5	2.69	0.61
1:A:2353:A:H4'	1:A:2354:A:O5'	2.01	0.60
1:A:2430:A:H62	1:A:2460:A:H2	1.49	0.60
1:A:2554:U:N1	1:A:2577:A:N6	2.48	0.60
1:A:2244:A:C6	1:A:2245:C:C2	2.90	0.60
1:A:2296:C:H2'	1:A:2297:U:C6	2.36	0.60
1:A:2320:U:H4'	1:A:2321:A:O4'	2.00	0.60
1:A:2082:G:C2'	1:A:2083:A:H5'	2.31	0.60
1:A:2261:C:H2'	1:A:2262:C:C6	2.36	0.60
1:A:2074:A:H4'	1:A:2075:G:OP1	2.00	0.60
1:A:2250:G:O2'	1:A:2251:G:H5'	2.01	0.60
2:B:76:DA:H2''	2:B:77:PU:OP1	2.01	0.60
1:A:2299:G:N1	1:A:2300:A:C5	2.70	0.60
1:A:2625:C:O5'	1:A:2625:C:H6	1.84	0.59
1:A:2269:C:H2'	1:A:2270:G:O4'	2.02	0.59
1:A:2447:A:HO2'	1:A:2448:U:H6	1.51	0.59
1:A:2104:C:N4	1:A:2105:C:H5	2.01	0.59
1:A:2471:G:O2'	1:A:2472:C:H5'	2.03	0.59
1:A:2430:A:N6	1:A:2460:A:H2	1.99	0.59
1:A:2448:U:O2'	1:A:2449:G:H5'	2.03	0.59
1:A:2451:G:N3	1:A:2451:G:H2'	2.18	0.59
1:A:2490:A:N6	1:A:2491:G:O6	2.36	0.59
1:A:2492:U:O2'	1:A:2493:C:H5'	2.03	0.59
1:A:2495:U:O2'	1:A:2496:C:H5'	2.03	0.59
1:A:2495:U:H2'	1:A:2496:C:H5'	1.83	0.58
1:A:2637:A:N6	2:B:77:PU:H3'	2.18	0.58

*Continued on next page...*

*Continued from previous page...*

Atom-1	Atom-2	Interatomic distance (Å)	Clash overlap (Å)
1:A:2504:A:H2'	1:A:2505:G:O4'	2.03	0.58
1:A:2405:C:O2'	1:A:2406:U:H5'	2.03	0.58
1:A:2486:A:N1	2:B:77:PU:HE2	2.17	0.58
1:A:2437:A:C2'	1:A:2437:A:N3	2.67	0.58
1:A:2346:C:H6	1:A:2346:C:O5'	1.87	0.58
1:A:2271:G:H4'	1:A:2272:G:OP1	2.02	0.57
1:A:2333:G:O2'	1:A:2334:C:H5'	2.04	0.57
1:A:2345:A:OP1	1:A:2346:C:H5	1.87	0.57
1:A:2064:U:H2'	1:A:2065:C:C6	2.39	0.57
1:A:2114:C:H2'	1:A:2115:U:H6	1.69	0.57
1:A:2268:C:H2'	1:A:2269:C:C6	2.39	0.57
1:A:2491:G:C5	1:A:2492:U:C5	2.92	0.57
1:A:2086:C:O2'	1:A:2087:C:H5'	2.04	0.57
1:A:2090:G:H4'	1:A:2091:G:OP1	2.05	0.57
1:A:2245:C:C2	1:A:2246:U:C5	2.91	0.57
1:A:2252:A:H2'	1:A:2253:G:O4'	2.04	0.57
1:A:2659:U:H6	1:A:2659:U:O5'	1.88	0.57
1:A:2566:A:H2'	1:A:2567:G:H5'	1.87	0.57
1:A:2107:U:H1'	1:A:2484:U:O4	2.05	0.57
1:A:2416:G:H2'	1:A:2417:C:H6	1.69	0.57
1:A:2641:C:O2'	1:A:2642:G:H5'	2.04	0.57
1:A:2106:C:H1'	1:A:2484:U:O2	2.05	0.57
1:A:2549:C:C2	1:A:2606:G:N2	2.73	0.56
1:A:2630:G:H2'	1:A:2632:G:OP2	2.04	0.56
1:A:2366:C:H4'	1:A:2370:A:N6	2.21	0.56
1:A:2372:A:H2'	1:A:2373:U:H6	1.70	0.56
1:A:2273:C:O2'	1:A:2274:A:H5'	2.04	0.56
1:A:2324:G:H2'	1:A:2325:C:C6	2.39	0.56
1:A:2618:G:C2	1:A:2619:U:H1'	2.40	0.56
1:A:2088:C:H2'	1:A:2089:A:H8	1.70	0.56
1:A:2245:C:O2	1:A:2259:C:N4	2.39	0.56
1:A:2311:A:N6	1:A:2312:G:C6	2.74	0.56
1:A:2473:U:H5''	1:A:2474:A:C5'	2.35	0.56
1:A:2251:G:C6	1:A:2252:A:C6	2.94	0.56
1:A:2549:C:N4	1:A:2606:G:N1	2.53	0.56
1:A:2366:C:O5'	1:A:2366:C:H6	1.89	0.55
1:A:2584:G:H2'	1:A:2585:G:H8	1.69	0.55
1:A:2064:U:H4'	1:A:2652:U:O3'	2.07	0.55
1:A:2508:C:H2'	1:A:2509:A:H8	1.71	0.55
1:A:2273:C:H2'	1:A:2274:A:C8	2.41	0.55
1:A:2438:G:C6	1:A:2439:C:N3	2.75	0.55

*Continued on next page...*

*Continued from previous page...*

Atom-1	Atom-2	Interatomic distance (Å)	Clash overlap (Å)
1:A:2111:G:H1	1:A:2476:C:H42	1.53	0.55
1:A:2526:C:C6	1:A:2526:C:C3'	2.90	0.55
1:A:2613:G:H2'	1:A:2614:C:C6	2.41	0.55
1:A:2269:C:H2'	1:A:2270:G:H5'	1.88	0.55
1:A:2326:U:H4'	1:A:2412:G:H4'	1.88	0.55
1:A:2114:C:H2'	1:A:2115:U:C6	2.42	0.55
1:A:2246:U:O2'	1:A:2247:C:O4'	2.25	0.55
1:A:2104:C:C4	1:A:2105:C:H5	2.24	0.55
1:A:2337:G:N1	1:A:2348:C:C4	2.75	0.55
1:A:2399:G:H4'	1:A:2428:G:OP1	2.07	0.55
1:A:2453:G:N2	1:A:2454:C:C2	2.74	0.55
1:A:2525:G:H4'	1:A:2526:C:OP1	2.07	0.55
1:A:2075:G:H2'	1:A:2075:G:N3	2.20	0.55
1:A:2111:G:O2'	1:A:2112:A:H5'	2.07	0.55
1:A:2133:U:H4'	1:A:2134:G:C5'	2.36	0.55
1:A:2588:G:H1'	1:A:2617:G:N3	2.21	0.55
1:A:2617:G:C2'	1:A:2618:G:H5'	2.37	0.55
1:A:2447:A:O2'	1:A:2448:U:H6	1.90	0.54
1:A:2554:U:C6	1:A:2577:A:N6	2.76	0.54
1:A:2085:A:C6	1:A:2660:G:C2	2.95	0.54
1:A:2090:G:O5'	1:A:2090:G:H8	1.91	0.54
1:A:2365:G:O2'	1:A:2370:A:N1	2.35	0.54
1:A:2251:G:H2'	1:A:2252:A:H8	1.71	0.54
1:A:2379:G:H4'	1:A:2380:A:O5'	2.08	0.54
1:A:2635:A:C5	1:A:2636:C:C4	2.96	0.54
1:A:2090:G:C8	1:A:2090:G:H3'	2.43	0.54
1:A:2578:G:H8	1:A:2578:G:H5'	1.72	0.54
1:A:2583:A:C2	1:A:2584:G:C4	2.95	0.54
1:A:2119:C:O2'	1:A:2120:U:H5'	2.08	0.54
1:A:2586:U:H3	1:A:2592:G:H22	1.55	0.54
1:A:2621:U:C5	1:A:2643:G:N2	2.76	0.54
1:A:2445:U:H2'	1:A:2446:G:H8	1.70	0.54
1:A:2494:G:C2'	1:A:2495:U:H5'	2.35	0.54
1:A:2509:A:N6	1:A:2564:G:C2	2.76	0.54
1:A:2070:G:H2'	1:A:2072:G:OP1	2.08	0.53
1:A:2299:G:C6	1:A:2300:A:C5	2.97	0.53
1:A:2650:U:O2'	1:A:2651:C:O4'	2.26	0.53
1:A:2251:G:C2	1:A:2252:A:C4	2.96	0.53
1:A:2346:C:C2	1:A:2347:C:C5	2.97	0.53
1:A:2106:C:H1'	1:A:2484:U:H3	1.73	0.53
1:A:2456:A:H2'	1:A:2457:U:H6	1.72	0.53

*Continued on next page...*

*Continued from previous page...*

Atom-1	Atom-2	Interatomic distance (Å)	Clash overlap (Å)
1:A:2526:C:H6	1:A:2526:C:C5'	2.20	0.53
1:A:2492:U:H2'	1:A:2493:C:H5'	1.89	0.53
1:A:2554:U:O4'	1:A:2577:A:N6	2.33	0.53
1:A:2249:G:N1	1:A:2253:G:C6	2.77	0.53
1:A:2439:C:N3	1:A:2440:C:C5	2.76	0.53
1:A:2548:C:C2	1:A:2549:C:C5	2.96	0.53
1:A:2551:C:C2	1:A:2552:C:C5	2.97	0.53
1:A:2449:G:C5	1:A:2450:C:C4	2.96	0.53
1:A:2619:U:C2'	1:A:2620:U:C5	2.90	0.53
1:A:2621:U:C4	1:A:2622:A:N7	2.77	0.53
1:A:2307:A:C2	1:A:2308:U:N3	2.77	0.53
1:A:2432:C:O5'	1:A:2432:C:H6	1.91	0.53
1:A:2514:U:O5'	1:A:2514:U:H6	1.91	0.53
1:A:2064:U:H4'	1:A:2653:A:P	2.49	0.53
1:A:2246:U:C4	1:A:2256:G:N2	2.77	0.53
1:A:2065:C:O5'	1:A:2065:C:H6	1.92	0.52
1:A:2104:C:N3	1:A:2485:A:N6	2.47	0.52
1:A:2285:G:H2'	1:A:2286:G:H8	1.73	0.52
1:A:2316:G:C6	1:A:2462:G:C2	2.97	0.52
1:A:2492:U:N3	1:A:2493:C:C4	2.78	0.52
1:A:2102:G:N7	1:A:2538:A:O4'	2.42	0.52
1:A:2438:G:C6	1:A:2439:C:C4	2.98	0.52
1:A:2447:A:C4	1:A:2448:U:C5	2.97	0.52
1:A:2449:G:C5	1:A:2450:C:C5	2.97	0.52
1:A:2104:C:O2	1:A:2485:A:N1	2.43	0.52
1:A:2298:C:H2'	1:A:2299:G:O4'	2.10	0.52
1:A:2071:C:O2'	1:A:2534:C:H4'	2.09	0.52
1:A:2575:C:C4	1:A:2576:A:C5	2.98	0.52
1:A:2645:U:O5'	1:A:2645:U:H6	1.93	0.52
1:A:2410:G:H2'	1:A:2411:C:C6	2.44	0.52
1:A:2554:U:C5	1:A:2576:A:C5	2.97	0.52
1:A:2555:C:N3	1:A:2602:G:C8	2.78	0.52
1:A:2273:C:H2'	1:A:2274:A:H8	1.75	0.52
1:A:2338:G:N1	1:A:2347:C:C4	2.77	0.52
1:A:2357:G:C6	1:A:2358:U:C4	2.98	0.52
1:A:2406:U:C4	1:A:2407:G:N7	2.77	0.52
1:A:2245:C:C2	1:A:2246:U:H5	2.27	0.52
1:A:2250:G:C6	1:A:2251:G:C4	2.98	0.52
1:A:2397:G:C5	1:A:2465:A:C6	2.98	0.52
1:A:2414:A:O5'	1:A:2414:A:H8	1.92	0.52
1:A:2490:A:H2'	1:A:2491:G:C8	2.45	0.52

*Continued on next page...*

*Continued from previous page...*

Atom-1	Atom-2	Interatomic distance (Å)	Clash overlap (Å)
1:A:2242:U:C2	1:A:2257:G:C2	2.98	0.52
1:A:2527:U:C4	1:A:2528:U:C4	2.97	0.52
1:A:2551:C:C4	1:A:2604:A:N1	2.78	0.52
1:A:2136:G:N2	1:A:2239:C:O2	2.42	0.52
1:A:2261:C:H2'	1:A:2262:C:H6	1.74	0.52
1:A:2365:G:C2	1:A:2422:U:N3	2.78	0.52
1:A:2512:U:H6	1:A:2512:U:O5'	1.92	0.52
1:A:2558:G:C6	1:A:2559:C:C4	2.97	0.52
1:A:2574:G:C4	1:A:2575:C:C5	2.98	0.52
1:A:2073:G:C6	1:A:2607:U:C2	2.98	0.52
1:A:2492:U:N3	1:A:2493:C:N3	2.57	0.52
1:A:2650:U:O2	1:A:2650:U:O2'	2.28	0.52
1:A:2287:C:C2'	1:A:2288:G:H5'	2.39	0.52
1:A:2507:G:H2'	1:A:2508:C:OP1	2.10	0.52
1:A:2619:U:O2'	2:B:77:PU:H2'	2.09	0.51
1:A:2113:G:C6	1:A:2472:C:N3	2.78	0.51
1:A:2129:U:H2'	1:A:2130:C:C6	2.45	0.51
1:A:2297:U:C2	1:A:2312:G:N2	2.79	0.51
1:A:2455:A:C6	1:A:2456:A:C5	2.97	0.51
1:A:2064:U:H5'	1:A:2652:U:O3'	2.10	0.51
1:A:2251:G:C4	1:A:2252:A:C8	2.99	0.51
1:A:2365:G:N3	1:A:2370:A:C2	2.79	0.51
1:A:2559:C:C4	1:A:2560:C:C5	2.99	0.51
1:A:2630:G:N1	1:A:2634:G:C6	2.78	0.51
1:A:2657:G:O2'	1:A:2658:G:O4'	2.28	0.51
1:A:2097:G:N2	1:A:2098:C:H1'	2.26	0.51
1:A:2314:G:C2'	1:A:2315:C:H5'	2.39	0.51
1:A:2385:G:N2	1:A:2386:U:C2	2.79	0.51
1:A:2585:G:N2	1:A:2594:C:H1'	2.25	0.51
1:A:2630:G:H22	1:A:2633:A:P	2.33	0.51
1:A:2472:C:O2'	1:A:2634:G:H4'	2.10	0.51
1:A:2085:A:C6	1:A:2660:G:N1	2.79	0.51
1:A:2128:G:C6	1:A:2129:U:C4	2.98	0.51
1:A:2134:G:C6	1:A:2258:A:C8	2.98	0.51
1:A:2251:G:C6	1:A:2252:A:C5	2.99	0.51
1:A:2408:A:O2'	1:A:2409:C:O5'	2.28	0.51
1:A:2497:A:C6	1:A:2498:C:C4	2.98	0.51
1:A:2551:C:N3	1:A:2552:C:C4	2.79	0.51
1:A:2542:C:C2	1:A:2618:G:C2	2.98	0.51
1:A:2311:A:C6	1:A:2312:G:C5	2.98	0.51
1:A:2357:G:C6	1:A:2358:U:N3	2.79	0.51

*Continued on next page...*

*Continued from previous page...*

Atom-1	Atom-2	Interatomic distance (Å)	Clash overlap (Å)
1:A:2316:G:C5	1:A:2462:G:C2	2.98	0.51
1:A:2473:U:H4'	1:A:2475:C:OP1	2.10	0.51
1:A:2548:C:O2'	1:A:2549:C:O4'	2.28	0.51
1:A:2593:C:C2'	1:A:2594:C:H5'	2.40	0.51
1:A:2594:C:N3	1:A:2595:U:C5	2.78	0.51
1:A:2407:G:O2'	1:A:2408:A:H5'	2.11	0.51
1:A:2582:G:C2	1:A:2583:A:C8	2.99	0.51
1:A:2135:A:C2	1:A:2136:G:C5	2.98	0.51
1:A:2253:G:N3	1:A:2254:G:C8	2.79	0.51
1:A:2316:G:H2'	1:A:2427:C:C4	2.43	0.51
1:A:2105:C:C4	1:A:2481:G:N2	2.77	0.51
1:A:2096:A:N7	1:A:2539:U:C4	2.78	0.51
1:A:2562:G:C6	1:A:2563:U:N3	2.79	0.51
1:A:2554:U:C2	1:A:2577:A:C6	2.99	0.51
1:A:2123:A:H3'	1:A:2124:G:H8	1.75	0.51
1:A:2307:A:C2	1:A:2308:U:C4	2.99	0.51
1:A:2416:G:N2	1:A:2417:C:C2	2.79	0.51
1:A:2501:G:C5	1:A:2502:C:C5	2.99	0.51
1:A:2582:G:C6	1:A:2601:A:N7	2.79	0.51
1:A:2105:C:N4	1:A:2536:C:C4	2.75	0.50
1:A:2113:G:C6	1:A:2114:C:C4	2.99	0.50
1:A:2260:A:C5	1:A:2261:C:C5	2.99	0.50
1:A:2296:C:H2'	1:A:2297:U:H6	1.75	0.50
1:A:2350:G:O2'	1:A:2351:C:H5'	2.11	0.50
1:A:2451:G:C2	1:A:2452:G:C8	2.99	0.50
1:A:2494:G:C6	1:A:2529:G:C2	3.00	0.50
1:A:2632:G:H8	1:A:2632:G:O5'	1.94	0.50
1:A:2106:C:H2'	1:A:2107:U:C1'	2.41	0.50
1:A:2416:G:H2'	1:A:2417:C:C6	2.47	0.50
1:A:2439:C:H42	1:A:2440:C:N4	2.08	0.50
1:A:2105:C:C5	1:A:2485:A:N6	2.79	0.50
1:A:2574:G:C5	1:A:2575:C:C5	2.99	0.50
1:A:2618:G:C6	1:A:2619:U:C2	2.99	0.50
1:A:2393:C:H6	1:A:2393:C:O5'	1.94	0.50
1:A:2285:G:H2'	1:A:2286:G:C8	2.46	0.50
1:A:2406:U:C2	1:A:2407:G:C8	2.99	0.50
1:A:2620:U:H5''	1:A:2621:U:OP1	2.11	0.50
1:A:2253:G:H8	1:A:2253:G:OP2	1.95	0.50
1:A:2255:A:C6	1:A:2256:G:C5	2.99	0.50
1:A:2337:G:C6	1:A:2348:C:N4	2.79	0.50
1:A:2377:U:H6	1:A:2377:U:O5'	1.93	0.50

*Continued on next page...*



*Continued from previous page...*

Atom-1	Atom-2	Interatomic distance (Å)	Clash overlap (Å)
1:A:2384:U:O5'	1:A:2384:U:H6	1.93	0.50
1:A:2447:A:O2'	1:A:2448:U:O4'	2.29	0.50
1:A:2442:G:C6	1:A:2451:G:C5	3.00	0.50
1:A:2416:G:C2	1:A:2417:C:C2	2.99	0.50
1:A:2105:C:N4	1:A:2481:G:C2	2.79	0.50
1:A:2527:U:H2'	1:A:2528:U:O4'	2.12	0.50
1:A:2629:C:C2	1:A:2634:G:N2	2.75	0.50
1:A:2126:C:C4	1:A:2127:U:C4	2.99	0.50
1:A:2297:U:N3	1:A:2312:G:C2	2.79	0.50
1:A:2372:A:H2'	1:A:2373:U:C6	2.46	0.50
1:A:2473:U:C5'	1:A:2474:A:H5'	2.42	0.50
1:A:2478:U:C2	1:A:2479:A:C8	3.00	0.50
1:A:2526:C:C6	1:A:2526:C:H3'	2.46	0.50
1:A:2526:C:H6	1:A:2526:C:H5'	1.77	0.50
1:A:2088:C:H2'	1:A:2089:A:C8	2.46	0.50
1:A:2332:A:H5'	1:A:2333:G:OP2	2.11	0.50
1:A:2447:A:N3	1:A:2448:U:C6	2.80	0.50
1:A:2489:G:C6	1:A:2534:C:N4	2.79	0.50
1:A:2088:C:C2	1:A:2657:G:C2	3.00	0.49
1:A:2338:G:C6	1:A:2347:C:N4	2.80	0.49
1:A:2582:G:C5	1:A:2601:A:C5	3.00	0.49
1:A:2106:C:H2'	1:A:2107:U:O4'	2.12	0.49
1:A:2113:G:N1	1:A:2114:C:C2	2.81	0.49
1:A:2446:G:H2'	1:A:2447:A:C8	2.42	0.49
1:A:2496:C:C2	1:A:2497:A:C8	2.99	0.49
1:A:2582:G:C6	1:A:2601:A:C8	3.00	0.49
1:A:2593:C:O2'	1:A:2594:C:H5'	2.11	0.49
1:A:2114:C:C2'	1:A:2115:U:H5'	2.41	0.49
1:A:2482:G:C4	1:A:2536:C:C4	2.99	0.49
1:A:2087:C:C2'	1:A:2088:C:H5'	2.43	0.49
1:A:2276:U:H2'	1:A:2277:U:C6	2.48	0.49
1:A:2499:U:H2'	1:A:2500:C:H6	1.77	0.49
1:A:2524:G:C6	1:A:2525:G:C6	3.00	0.49
1:A:2286:G:C6	1:A:2287:C:C4	3.00	0.49
1:A:2486:A:O2'	2:B:76:DA:H2'	2.13	0.49
1:A:2549:C:C2	1:A:2550:U:C6	3.00	0.49
1:A:2574:G:C6	1:A:2575:C:C4	3.00	0.49
1:A:2626:C:O2'	1:A:2627:G:O4'	2.25	0.49
1:A:2114:C:H2'	1:A:2115:U:O4'	2.12	0.49
1:A:2298:C:O2'	1:A:2299:G:H5'	2.11	0.49
1:A:2298:C:C2	1:A:2311:A:C2	3.01	0.49

*Continued on next page...*

*Continued from previous page...*

Atom-1	Atom-2	Interatomic distance (Å)	Clash overlap (Å)
1:A:2587:U:C2'	1:A:2589:U:H5	2.26	0.49
1:A:2628:U:H3	1:A:2635:A:N6	2.11	0.49
1:A:2578:G:H2'	1:A:2579:G:H8	1.77	0.49
1:A:2599:A:C5	1:A:2600:A:C6	3.01	0.49
1:A:2609:G:C6	1:A:2610:U:N3	2.81	0.49
1:A:2104:C:C4	1:A:2105:C:C5	3.01	0.49
1:A:2241:C:HO2'	1:A:2242:U:H6	1.60	0.49
1:A:2347:C:C2	1:A:2348:C:C5	3.00	0.49
1:A:2365:G:C2	1:A:2422:U:C2	3.01	0.49
1:A:2516:G:HO2'	1:A:2517:A:H8	1.61	0.49
1:A:2513:A:C8	1:A:2564:G:N7	2.81	0.49
1:A:2584:G:C2	1:A:2585:G:N7	2.80	0.49
1:A:2634:G:N2	1:A:2635:A:C6	2.81	0.49
1:A:2251:G:C5	1:A:2252:A:C5	3.01	0.48
1:A:2253:G:O2'	1:A:2254:G:O5'	2.31	0.48
1:A:2584:G:H2'	1:A:2585:G:C8	2.48	0.48
1:A:2659:U:O2'	1:A:2660:G:O5'	2.30	0.48
1:A:2250:G:C5	1:A:2251:G:C5	3.01	0.48
1:A:2289:G:N2	1:A:2309:C:C5	2.82	0.48
1:A:2114:C:C2	1:A:2471:G:N2	2.76	0.48
1:A:2575:C:N4	1:A:2576:A:C6	2.81	0.48
1:A:2638:G:H2'	1:A:2639:G:H8	1.78	0.48
1:A:2250:G:H2'	1:A:2251:G:O5'	2.13	0.48
1:A:2346:C:H2'	1:A:2347:C:H6	1.77	0.48
1:A:2359:G:C6	1:A:2360:C:N4	2.81	0.48
1:A:2365:G:N3	1:A:2370:A:H2	2.11	0.48
1:A:2452:G:N2	1:A:2453:G:C1'	2.76	0.48
1:A:2583:A:C2	1:A:2584:G:N9	2.81	0.48
1:A:2251:G:H2'	1:A:2252:A:C8	2.49	0.48
1:A:2337:G:C2	1:A:2348:C:N3	2.81	0.48
1:A:2348:C:H2'	1:A:2349:G:H8	1.78	0.48
1:A:2113:G:O6	1:A:2472:C:N3	2.46	0.48
1:A:2449:G:C6	1:A:2450:C:C4	3.01	0.48
1:A:2449:G:C6	1:A:2450:C:N3	2.81	0.48
1:A:2592:G:O2'	1:A:2593:C:H5'	2.13	0.48
1:A:2246:U:C2	1:A:2247:C:C5	3.02	0.48
1:A:2249:G:C2	1:A:2253:G:C6	3.01	0.48
1:A:2495:U:H2'	1:A:2496:C:C5'	2.44	0.48
1:A:2634:G:H2'	1:A:2635:A:H8	1.77	0.48
1:A:2127:U:O2'	1:A:2128:G:O4'	2.32	0.48
1:A:2439:C:C4	1:A:2440:C:C5	3.01	0.48

*Continued on next page...*

*Continued from previous page...*

Atom-1	Atom-2	Interatomic distance (Å)	Clash overlap (Å)
1:A:2106:C:H1'	1:A:2484:U:C2	2.49	0.48
1:A:2282:U:O2'	1:A:2283:G:OP1	2.30	0.48
1:A:2130:C:O2'	1:A:2131:G:O4'	2.31	0.48
1:A:2283:G:N3	1:A:2283:G:O4'	2.47	0.48
1:A:2649:A:H8	1:A:2649:A:OP2	1.97	0.48
1:A:2656:G:O2'	1:A:2657:G:O4'	2.32	0.48
1:A:2490:A:C6	1:A:2491:G:C5	3.02	0.47
1:A:2610:U:O2'	1:A:2613:G:N7	2.40	0.47
1:A:2244:A:C5	1:A:2245:C:C2	3.03	0.47
1:A:2250:G:C6	1:A:2251:G:C5	3.03	0.47
1:A:2254:G:N2	1:A:2255:A:C4	2.82	0.47
1:A:2406:U:N3	1:A:2407:G:N7	2.61	0.47
1:A:2103:A:N7	1:A:2538:A:C6	2.82	0.47
1:A:2556:C:C4	1:A:2557:U:C4	3.01	0.47
1:A:2135:A:C2	1:A:2136:G:C8	3.01	0.47
1:A:2303:A:C2	1:A:2304:G:N9	2.82	0.47
1:A:2303:A:N1	1:A:2304:G:C4	2.83	0.47
1:A:2407:G:H2'	1:A:2408:A:C8	2.49	0.47
1:A:2486:A:C6	2:B:77:PU:HE2	2.50	0.47
1:A:2539:U:O2'	1:A:2540:G:O5'	2.32	0.47
1:A:2541:U:O4	1:A:2618:G:O6	2.32	0.47
1:A:2471:G:O2'	1:A:2633:A:N1	2.45	0.47
1:A:2132:C:H6	1:A:2132:C:O5'	1.96	0.47
1:A:2248:C:C2	1:A:2254:G:C2	3.02	0.47
1:A:2277:U:C4	1:A:2278:U:C4	3.03	0.47
1:A:2346:C:N3	1:A:2347:C:C5	2.82	0.47
1:A:2064:U:H4'	1:A:2653:A:OP1	2.13	0.47
1:A:2460:A:C5	1:A:2461:U:C4	3.03	0.47
1:A:2585:G:N1	1:A:2594:C:C2	2.82	0.47
1:A:2256:G:H2'	1:A:2257:G:C5'	2.38	0.47
1:A:2513:A:C4	1:A:2564:G:C8	3.02	0.47
1:A:2449:G:H2'	1:A:2450:C:H6	1.77	0.47
1:A:2502:C:O2'	1:A:2503:A:H5'	2.14	0.47
1:A:2602:G:O2'	1:A:2603:G:O4'	2.32	0.47
1:A:2125:G:O2'	1:A:2126:C:H5'	2.14	0.47
1:A:2252:A:C4	1:A:2253:G:H1'	2.48	0.47
1:A:2547:C:O2'	1:A:2548:C:O4'	2.33	0.47
1:A:2103:A:N7	1:A:2538:A:N1	2.62	0.47
1:A:2496:C:H1'	1:A:2527:U:C4	2.50	0.47
1:A:2519:C:C2	1:A:2520:G:C8	3.03	0.47
1:A:2617:G:N2	1:A:2618:G:H1'	2.30	0.47

*Continued on next page...*

*Continued from previous page...*

Atom-1	Atom-2	Interatomic distance (Å)	Clash overlap (Å)
1:A:2647:C:O5'	1:A:2647:C:H6	1.98	0.47
1:A:2238:A:C2	1:A:2239:C:C6	3.02	0.47
1:A:2260:A:C6	1:A:2261:C:C4	3.02	0.47
1:A:2287:C:H2'	1:A:2288:G:H5'	1.95	0.47
1:A:2288:G:H2'	1:A:2289:G:O4'	2.15	0.47
1:A:2335:C:H2'	1:A:2336:G:C8	2.50	0.47
1:A:2300:A:N6	1:A:2307:A:OP2	2.31	0.46
1:A:2644:C:HO2'	1:A:2645:U:P	2.37	0.46
1:A:2269:C:O2'	1:A:2270:G:H5'	2.15	0.46
1:A:2597:U:C3'	1:A:2597:U:C6	2.98	0.46
1:A:2075:G:C6	1:A:2076:U:C4	3.03	0.46
1:A:2265:U:C2	1:A:2266:A:N7	2.84	0.46
1:A:2436:U:N3	1:A:2456:A:C2	2.83	0.46
1:A:2476:C:O2'	1:A:2477:C:H5'	2.16	0.46
1:A:2562:G:C6	1:A:2563:U:C4	3.03	0.46
1:A:2602:G:O2'	1:A:2602:G:N3	2.49	0.46
1:A:2621:U:C2	1:A:2622:A:C8	3.04	0.46
1:A:2405:C:H2'	1:A:2406:U:H6	1.79	0.46
1:A:2405:C:H2'	1:A:2406:U:C6	2.50	0.46
1:A:2073:G:C2	1:A:2607:U:C5	3.03	0.46
1:A:2490:A:C6	1:A:2491:G:C6	3.03	0.46
1:A:2566:A:C2'	1:A:2567:G:H5'	2.44	0.46
1:A:2574:G:C6	1:A:2575:C:N4	2.82	0.46
1:A:2590:U:C5	1:A:2591:C:C6	3.03	0.46
1:A:2096:A:C8	1:A:2539:U:N3	2.83	0.46
1:A:2246:U:C4	1:A:2256:G:N1	2.83	0.46
1:A:2294:C:H2'	1:A:2295:G:C8	2.51	0.46
1:A:2570:G:H2'	1:A:2571:C:H6	1.79	0.46
1:A:2101:A:O2'	1:A:2102:G:OP1	2.29	0.46
1:A:2595:U:C2	1:A:2596:A:C8	3.03	0.46
1:A:2549:C:N3	1:A:2606:G:C2	2.83	0.46
1:A:2079:G:H2'	1:A:2080:G:O4'	2.15	0.46
1:A:2244:A:N7	1:A:2245:C:C4	2.84	0.46
1:A:2253:G:C2	1:A:2254:G:C8	3.04	0.46
1:A:2254:G:C2	1:A:2255:A:C8	3.03	0.46
1:A:2524:G:C6	1:A:2525:G:N1	2.84	0.46
1:A:2513:A:N9	1:A:2564:G:C8	2.83	0.46
1:A:2597:U:H3'	1:A:2597:U:C6	2.50	0.46
1:A:2594:C:C2'	1:A:2595:U:H5'	2.45	0.46
1:A:2335:C:O2'	1:A:2336:G:H5'	2.16	0.46
1:A:2090:G:C3'	1:A:2090:G:C8	3.00	0.45

*Continued on next page...*

*Continued from previous page...*

Atom-1	Atom-2	Interatomic distance (Å)	Clash overlap (Å)
1:A:2249:G:C2	1:A:2253:G:C5	3.03	0.45
1:A:2096:A:C8	1:A:2539:U:C2	3.04	0.45
1:A:2554:U:C4	1:A:2576:A:C4	3.04	0.45
1:A:2135:A:C2	1:A:2136:G:N7	2.85	0.45
1:A:2248:C:N3	1:A:2254:G:C2	2.84	0.45
1:A:2294:C:H2'	1:A:2295:G:H8	1.81	0.45
1:A:2455:A:N6	1:A:2456:A:C6	2.85	0.45
1:A:2476:C:N3	1:A:2477:C:C5	2.84	0.45
1:A:2072:G:O5'	1:A:2072:G:H8	1.98	0.45
1:A:2357:G:C5	1:A:2358:U:C4	3.05	0.45
1:A:2596:A:C8	1:A:2596:A:H3'	2.51	0.45
1:A:2605:G:H2'	1:A:2606:G:C5'	2.43	0.45
1:A:2635:A:C6	1:A:2636:C:C4	3.04	0.45
1:A:2351:C:H2'	1:A:2352:G:O4'	2.16	0.45
1:A:2513:A:H2'	1:A:2514:U:O4'	2.17	0.45
1:A:2544:G:O2'	1:A:2545:U:H5'	2.16	0.45
1:A:2237:G:H1'	1:A:2238:A:H8	1.75	0.45
1:A:2554:U:C5	1:A:2576:A:C6	3.05	0.45
1:A:2596:A:C8	1:A:2596:A:C3'	3.00	0.45
1:A:2555:C:N4	1:A:2602:G:C5	2.84	0.45
1:A:2345:A:H3'	1:A:2346:C:H5	1.79	0.45
1:A:2507:G:C5	1:A:2510:C:C4	3.04	0.45
1:A:2072:G:C6	1:A:2533:C:H1'	2.51	0.45
1:A:2113:G:H2'	1:A:2114:C:O5'	2.16	0.45
1:A:2116:U:H2'	1:A:2118:A:OP1	2.17	0.45
1:A:2237:G:N3	1:A:2238:A:N7	2.64	0.45
1:A:2325:C:OP1	1:A:2417:C:O2'	2.34	0.45
1:A:2533:C:C2	1:A:2534:C:C5	3.05	0.45
1:A:2575:C:H2'	1:A:2576:A:O4'	2.16	0.45
1:A:2073:G:O6	1:A:2488:A:O2'	2.30	0.45
1:A:2630:G:C2	1:A:2634:G:C5	3.04	0.45
1:A:2250:G:C6	1:A:2251:G:C2	3.05	0.45
1:A:2433:A:O5'	1:A:2433:A:H8	2.00	0.45
1:A:2526:C:C6	1:A:2526:C:C4'	3.00	0.45
1:A:2064:U:H2'	1:A:2065:C:H6	1.80	0.45
1:A:2119:C:C4	1:A:2120:U:C5	3.05	0.45
1:A:2420:G:H2'	1:A:2421:G:H8	1.82	0.45
1:A:2478:U:C2'	1:A:2479:A:H5'	2.46	0.45
1:A:2485:A:C2'	2:B:76:DA:C2	3.00	0.45
2:B:77:PU:HB1	2:B:77:PU:HN'3	1.62	0.45
1:A:2104:C:N4	1:A:2105:C:C5	2.83	0.44

*Continued on next page...*

*Continued from previous page...*

Atom-1	Atom-2	Interatomic distance (Å)	Clash overlap (Å)
1:A:2542:C:C1'	1:A:2618:G:N2	2.79	0.44
1:A:2613:G:OP2	1:A:2613:G:H4'	2.17	0.44
1:A:2092:G:H2'	1:A:2613:G:OP1	2.17	0.44
1:A:2106:C:C2	1:A:2481:G:N2	2.85	0.44
1:A:2245:C:O2'	1:A:2260:A:N1	2.49	0.44
1:A:2314:G:C2	1:A:2315:C:C6	3.04	0.44
1:A:2462:G:H4'	1:A:2464:C:C6	2.52	0.44
1:A:2594:C:C6	1:A:2594:C:C3'	3.00	0.44
1:A:2286:G:C5	1:A:2287:C:C5	3.05	0.44
1:A:2303:A:C2	1:A:2304:G:C1'	3.01	0.44
1:A:2452:G:H2'	1:A:2452:G:N3	2.33	0.44
1:A:2590:U:C5	1:A:2591:C:N1	2.85	0.44
1:A:2128:G:C5	1:A:2129:U:C4	3.05	0.44
1:A:2614:C:O5'	1:A:2614:C:H6	2.00	0.44
1:A:2114:C:H6	1:A:2114:C:O5'	2.01	0.44
1:A:2388:C:O2'	1:A:2389:U:H5'	2.17	0.44
1:A:2116:U:H5'	1:A:2632:G:H1'	1.98	0.44
1:A:2312:G:H2'	1:A:2313:C:C5'	2.39	0.44
1:A:2639:G:C6	1:A:2640:U:C4	3.04	0.44
1:A:2580:G:C6	1:A:2581:U:N3	2.86	0.44
1:A:2135:A:C6	1:A:2241:C:N3	2.85	0.44
1:A:2252:A:C5	1:A:2253:G:C1'	2.93	0.44
1:A:2617:G:C3'	1:A:2618:G:H5'	2.47	0.44
1:A:2474:A:H2'	1:A:2622:A:OP1	2.17	0.44
1:A:2250:G:O6	1:A:2251:G:N1	2.51	0.44
1:A:2406:U:N3	1:A:2407:G:C8	2.85	0.44
1:A:2492:U:N3	1:A:2493:C:C2	2.86	0.44
1:A:2533:C:OP2	1:A:2534:C:OP2	2.36	0.44
1:A:2245:C:H2'	1:A:2246:U:H6	1.83	0.43
1:A:2242:U:C2	1:A:2257:G:N1	2.87	0.43
1:A:2542:C:H2'	1:A:2543:G:C5'	2.42	0.43
1:A:2581:U:H6	1:A:2581:U:O5'	2.01	0.43
1:A:2635:A:H2'	1:A:2636:C:H6	1.75	0.43
1:A:2237:G:N3	1:A:2238:A:C5	2.86	0.43
1:A:2336:G:N2	1:A:2349:G:C4	2.86	0.43
1:A:2448:U:C2	1:A:2449:G:C8	3.06	0.43
1:A:2486:A:OP2	1:A:2532:A:N1	2.51	0.43
1:A:2096:A:N3	1:A:2096:A:H3'	2.33	0.43
1:A:2124:G:H8	1:A:2124:G:O5'	2.01	0.43
1:A:2366:C:C4'	1:A:2370:A:N6	2.80	0.43
1:A:2394:A:OP1	1:A:2394:A:H8	2.01	0.43

*Continued on next page...*

*Continued from previous page...*

Atom-1	Atom-2	Interatomic distance (Å)	Clash overlap (Å)
1:A:2491:G:C4	1:A:2492:U:C6	3.06	0.43
1:A:2250:G:C6	1:A:2251:G:C6	3.06	0.43
1:A:2492:U:O2	1:A:2492:U:H2'	2.17	0.43
1:A:2527:U:C5	1:A:2528:U:C4	3.07	0.43
1:A:2562:G:C2'	1:A:2563:U:H5'	2.48	0.43
1:A:2542:C:H1'	1:A:2618:G:N2	2.33	0.43
1:A:2237:G:C2	1:A:2238:A:C5	3.06	0.43
1:A:2332:A:C2	1:A:2355:G:C5	3.06	0.43
1:A:2361:A:N7	1:A:2425:A:N6	2.66	0.43
1:A:2379:G:H4'	1:A:2380:A:C5'	2.49	0.43
1:A:2659:U:O2'	1:A:2660:G:O4'	2.27	0.43
1:A:2129:U:H2'	1:A:2130:C:H6	1.83	0.43
1:A:2329:C:H2'	1:A:2330:U:C6	2.54	0.43
1:A:2578:G:O2'	1:A:2579:G:H5'	2.18	0.43
1:A:2658:G:N3	1:A:2658:G:H2'	2.31	0.43
1:A:2487:C:O2'	1:A:2488:A:H5'	2.18	0.43
1:A:2489:G:H2'	1:A:2490:A:C8	2.54	0.43
1:A:2496:C:C1'	1:A:2527:U:N3	2.77	0.43
1:A:2563:U:H2'	1:A:2565:C:O5'	2.18	0.43
1:A:2631:U:H2'	1:A:2632:G:O4'	2.19	0.43
1:A:2102:G:H2'	1:A:2536:C:O2'	2.19	0.43
1:A:2347:C:H2'	1:A:2348:C:C6	2.54	0.43
1:A:2102:G:N7	1:A:2538:A:C1'	2.82	0.43
1:A:2397:G:H2'	1:A:2398:A:C8	2.53	0.42
1:A:2487:C:H2'	1:A:2488:A:C5'	2.47	0.42
1:A:2544:G:OP1	1:A:2590:U:H5''	2.18	0.42
1:A:2123:A:H3'	1:A:2124:G:C8	2.54	0.42
1:A:2248:C:O2'	1:A:2249:G:H5'	2.19	0.42
1:A:2594:C:H3'	1:A:2594:C:C6	2.54	0.42
1:A:2613:G:H2'	1:A:2614:C:H6	1.84	0.42
2:B:77:PU:C9	2:B:77:PU:N7	2.81	0.42
1:A:2083:A:O5'	1:A:2083:A:H8	2.03	0.42
1:A:2125:G:C2	1:A:2126:C:C2	3.07	0.42
1:A:2246:U:C4	1:A:2256:G:C2	3.07	0.42
1:A:2269:C:H2'	1:A:2270:G:C5'	2.48	0.42
1:A:2554:U:C6	1:A:2576:A:C6	3.07	0.42
1:A:2611:G:N3	1:A:2611:G:C3'	2.81	0.42
1:A:2241:C:O2'	1:A:2242:U:H6	2.02	0.42
1:A:2308:U:C6	1:A:2308:U:H3'	2.54	0.42
1:A:2560:C:H2'	1:A:2561:C:C6	2.54	0.42
1:A:2633:A:O5'	1:A:2633:A:H8	2.02	0.42

*Continued on next page...*

*Continued from previous page...*

Atom-1	Atom-2	Interatomic distance (Å)	Clash overlap (Å)
1:A:2085:A:C5	1:A:2660:G:N2	2.87	0.42
1:A:2106:C:H1'	1:A:2484:U:N3	2.34	0.42
1:A:2113:G:O6	1:A:2472:C:C4	2.72	0.42
1:A:2117:U:H6	1:A:2117:U:OP1	2.02	0.42
1:A:2253:G:HO2'	1:A:2254:G:C5'	2.32	0.42
1:A:2255:A:N1	1:A:2256:G:C4	2.87	0.42
1:A:2308:U:C6	1:A:2308:U:C3'	3.02	0.42
1:A:2416:G:N3	1:A:2417:C:C6	2.87	0.42
1:A:2524:G:C5	1:A:2525:G:C6	3.07	0.42
1:A:2089:A:O2'	1:A:2090:G:H5'	2.20	0.42
1:A:2090:G:C2'	1:A:2091:G:C8	3.01	0.42
1:A:2345:A:C3'	1:A:2346:C:C6	3.00	0.42
1:A:2303:A:C6	1:A:2304:G:C5	3.07	0.42
1:A:2460:A:H2'	1:A:2461:U:H6	1.83	0.42
1:A:2526:C:O2'	1:A:2527:U:H5'	2.20	0.42
1:A:2411:C:N4	1:A:2412:G:O6	2.51	0.42
1:A:2638:G:H2'	1:A:2639:G:C8	2.54	0.42
1:A:2088:C:N3	1:A:2657:G:C2	2.88	0.42
1:A:2085:A:N6	1:A:2660:G:C6	2.87	0.42
1:A:2442:G:C6	1:A:2451:G:C6	3.07	0.42
1:A:2479:A:OP2	1:A:2479:A:C8	2.73	0.42
1:A:2511:A:H5'	1:A:2511:A:C8	2.55	0.42
1:A:2124:G:O2'	1:A:2125:G:O4'	2.38	0.42
1:A:2328:U:H2'	1:A:2329:C:O4'	2.19	0.42
1:A:2424:U:H6	1:A:2424:U:O5'	2.03	0.42
1:A:2449:G:C8	1:A:2450:C:C5	3.08	0.42
1:A:2106:C:O2'	1:A:2484:U:N3	2.52	0.42
1:A:2582:G:HO2'	1:A:2583:A:H5'	1.85	0.42
1:A:2599:A:C6	1:A:2600:A:N1	2.88	0.42
1:A:2550:U:H1'	1:A:2605:G:N2	2.34	0.41
1:A:2246:U:O4	1:A:2256:G:N1	2.53	0.41
1:A:2291:A:C4	1:A:2309:C:H5'	2.55	0.41
1:A:2437:A:N7	1:A:2455:A:C2	2.88	0.41
1:A:2569:A:H8	1:A:2569:A:O5'	2.03	0.41
1:A:2121:G:C2'	1:A:2122:C:H5'	2.50	0.41
1:A:2242:U:N3	1:A:2257:G:C2	2.89	0.41
1:A:2439:C:O2'	1:A:2440:C:H5'	2.21	0.41
1:A:2456:A:C4	1:A:2457:U:C5	3.08	0.41
1:A:2125:G:H8	1:A:2125:G:O5'	2.03	0.41
1:A:2264:A:C4	1:A:2265:U:C5	3.08	0.41
1:A:2308:U:H5''	1:A:2309:C:OP1	2.20	0.41

*Continued on next page...*



*Continued from previous page...*

Atom-1	Atom-2	Interatomic distance (Å)	Clash overlap (Å)
1:A:2411:C:C4	1:A:2412:G:N7	2.89	0.41
1:A:2250:G:N1	1:A:2251:G:N3	2.67	0.41
1:A:2549:C:C4	1:A:2606:G:N1	2.89	0.41
1:A:2651:C:H2'	1:A:2652:U:O4'	2.20	0.41
1:A:2249:G:N2	1:A:2253:G:C5	2.89	0.41
1:A:2385:G:H2'	1:A:2385:G:N3	2.35	0.41
1:A:2386:U:O5'	1:A:2386:U:H6	2.03	0.41
1:A:2492:U:O2	1:A:2493:C:N1	2.53	0.41
1:A:2128:G:C6	1:A:2129:U:N3	2.89	0.41
1:A:2241:C:O2'	1:A:2242:U:O4'	2.39	0.41
1:A:2397:G:C5	1:A:2465:A:N6	2.88	0.41
1:A:2438:G:H2'	1:A:2439:C:O5'	2.19	0.41
1:A:2548:C:HO2'	1:A:2549:C:H6	1.67	0.41
1:A:2630:G:N2	1:A:2634:G:C5	2.88	0.41
1:A:2630:G:N2	1:A:2634:G:N7	2.68	0.41
1:A:2332:A:H3'	1:A:2333:G:O4'	2.20	0.41
1:A:2548:C:N3	1:A:2549:C:C5	2.89	0.41
1:A:2621:U:C2	1:A:2622:A:N7	2.89	0.41
1:A:2639:G:N1	1:A:2640:U:C4	2.89	0.41
1:A:2085:A:C4	1:A:2660:G:N2	2.89	0.41
1:A:2357:G:C2	1:A:2358:U:C2	3.09	0.41
1:A:2562:G:O2'	1:A:2563:U:H5'	2.20	0.41
1:A:2554:U:C2	1:A:2577:A:N6	2.89	0.41
1:A:2582:G:N7	1:A:2601:A:C4	2.88	0.41
1:A:2245:C:H2'	1:A:2246:U:C6	2.55	0.41
1:A:2385:G:C2	1:A:2386:U:C2	3.09	0.41
1:A:2438:G:C6	1:A:2439:C:C2	3.08	0.41
1:A:2513:A:C8	1:A:2564:G:C8	3.09	0.41
1:A:2097:G:C2'	1:A:2098:C:H5'	2.51	0.41
1:A:2257:G:H4'	1:A:2259:C:C2	2.56	0.41
1:A:2600:A:H5''	1:A:2601:A:OP2	2.20	0.41
1:A:2073:G:N1	1:A:2607:U:C6	2.89	0.40
1:A:2132:C:H3'	1:A:2133:U:H2'	2.03	0.40
1:A:2274:A:H2'	1:A:2275:G:C8	2.55	0.40
1:A:2442:G:C4	1:A:2451:G:C2	3.10	0.40
1:A:2527:U:C6	1:A:2528:U:C5	3.08	0.40
1:A:2267:G:H2'	1:A:2268:C:C6	2.56	0.40
1:A:2452:G:N1	1:A:2453:G:C8	2.89	0.40
1:A:2104:C:O2	1:A:2486:A:C2	2.74	0.40
1:A:2113:G:C2	1:A:2114:C:C2	3.10	0.40
1:A:2262:C:C2	1:A:2263:G:C8	3.09	0.40

*Continued on next page...*

*Continued from previous page...*

Atom-1	Atom-2	Interatomic distance (Å)	Clash overlap (Å)
1:A:2271:G:C2'	1:A:2271:G:N3	2.75	0.40
1:A:2389:U:C4	1:A:2390:U:C4	3.09	0.40
1:A:2265:U:O2	1:A:2266:A:C8	2.74	0.40
1:A:2598:U:O2	1:A:2600:A:C8	2.74	0.40

There are no symmetry-related clashes.

## 5.3 Torsion angles [\(i\)](#)

### 5.3.1 Protein backbone [\(i\)](#)

There are no protein molecules in this entry.

### 5.3.2 Protein sidechains [\(i\)](#)

There are no protein molecules in this entry.

### 5.3.3 RNA [\(i\)](#)

Mol	Chain	Analysed	Backbone Outliers	Pucker Outliers
1	A	493/602 (81%)	114 (23%)	29 (5%)
2	B	1/4 (25%)	0	0
All	All	494/606 (81%)	114 (23%)	29 (5%)

All (114) RNA backbone outliers are listed below:

Mol	Chain	Res	Type
1	A	2064	U
1	A	2072	G
1	A	2073	G
1	A	2074	A
1	A	2075	G
1	A	2077	C
1	A	2083	A
1	A	2084	C
1	A	2091	G
1	A	2096	A
1	A	2097	G
1	A	2101	A

*Continued on next page...*

*Continued from previous page...*

<b>Mol</b>	<b>Chain</b>	<b>Res</b>	<b>Type</b>
1	A	2102	G
1	A	2103	A
1	A	2105	C
1	A	2106	C
1	A	2110	G
1	A	2134	G
1	A	2238	A
1	A	2243	C
1	A	2253	G
1	A	2258	A
1	A	2259	C
1	A	2271	G
1	A	2272	G
1	A	2276	U
1	A	2283	G
1	A	2284	G
1	A	2286	G
1	A	2291	A
1	A	2292	C
1	A	2297	U
1	A	2301	A
1	A	2309	C
1	A	2316	G
1	A	2317	C
1	A	2318	C
1	A	2320	U
1	A	2321	A
1	A	2322	U
1	A	2346	C
1	A	2354	A
1	A	2357	G
1	A	2361	A
1	A	2369	A
1	A	2370	A
1	A	2371	G
1	A	2378	U
1	A	2379	G
1	A	2392	C
1	A	2396	C
1	A	2399	G
1	A	2416	G
1	A	2419	U

*Continued on next page...*

*Continued from previous page...*

<b>Mol</b>	<b>Chain</b>	<b>Res</b>	<b>Type</b>
1	A	2422	U
1	A	2425	A
1	A	2427	C
1	A	2428	G
1	A	2437	A
1	A	2443	C
1	A	2444	U
1	A	2454	C
1	A	2462	G
1	A	2463	A
1	A	2464	C
1	A	2465	A
1	A	2466	G
1	A	2467	A
1	A	2469	A
1	A	2474	A
1	A	2475	C
1	A	2476	C
1	A	2479	A
1	A	2482	G
1	A	2483	A
1	A	2484	U
1	A	2507	G
1	A	2509	A
1	A	2510	C
1	A	2511	A
1	A	2513	A
1	A	2526	C
1	A	2527	U
1	A	2532	A
1	A	2533	C
1	A	2536	C
1	A	2537	G
1	A	2538	A
1	A	2539	U
1	A	2540	G
1	A	2541	U
1	A	2553	A
1	A	2564	G
1	A	2565	C
1	A	2587	U
1	A	2589	U

*Continued on next page...*

*Continued from previous page...*

<b>Mol</b>	<b>Chain</b>	<b>Res</b>	<b>Type</b>
1	A	2592	G
1	A	2601	A
1	A	2602	G
1	A	2608	C
1	A	2609	G
1	A	2611	G
1	A	2613	G
1	A	2617	G
1	A	2620	U
1	A	2621	U
1	A	2637	A
1	A	2638	G
1	A	2645	U
1	A	2648	U
1	A	2649	A
1	A	2650	U
1	A	2658	G
1	A	2663	U

All (29) RNA pucker outliers are listed below:

<b>Mol</b>	<b>Chain</b>	<b>Res</b>	<b>Type</b>
1	A	2074	A
1	A	2076	U
1	A	2083	A
1	A	2090	G
1	A	2102	G
1	A	2133	U
1	A	2242	U
1	A	2258	A
1	A	2282	U
1	A	2315	C
1	A	2321	A
1	A	2370	A
1	A	2395	A
1	A	2421	G
1	A	2427	C
1	A	2463	A
1	A	2465	A
1	A	2467	A
1	A	2468	A
1	A	2474	A

*Continued on next page...*

Continued from previous page...

Mol	Chain	Res	Type
1	A	2482	G
1	A	2484	U
1	A	2506	A
1	A	2526	C
1	A	2538	A
1	A	2564	G
1	A	2588	G
1	A	2620	U
1	A	2637	A

## 5.4 Non-standard residues in protein, DNA, RNA chains [i](#)

1 non-standard protein/DNA/RNA residue is modelled in this entry.

In the following table, the Counts columns list the number of bonds (or angles) for which Mogul statistics could be retrieved, the number of bonds (or angles) that are observed in the model and the number of bonds (or angles) that are defined in the Chemical Component Dictionary. The Link column lists molecule types, if any, to which the group is linked. The Z score for a bond length (or angle) is the number of standard deviations the observed value is removed from the expected value. A bond length (or angle) with  $|Z| > 2$  is considered an outlier worth inspection. RMSZ is the root-mean-square of all Z scores of the bond lengths (or angles).

Mol	Type	Chain	Res	Link	Bond lengths			Bond angles		
					Counts	RMSZ	# Z  > 2	Counts	RMSZ	# Z  > 2
2	PU	B	77	1,2	32,40,41	4.11	10 (31%)	32,57,60	2.61	8 (25%)

In the following table, the Chirals column lists the number of chiral outliers, the number of chiral centers analysed, the number of these observed in the model and the number defined in the Chemical Component Dictionary. Similar counts are reported in the Torsion and Rings columns. '-' means no outliers of that kind were identified.

Mol	Type	Chain	Res	Link	Chirals	Torsions	Rings
2	PU	B	77	1,2	-	4/20/44/45	0/4/4/4

All (10) bond length outliers are listed below:

Mol	Chain	Res	Type	Atoms	Z	Observed(Å)	Ideal(Å)
2	B	77	PU	CE1-CD1	14.89	1.65	1.38
2	B	77	PU	CE2-CD2	13.01	1.62	1.38
2	B	77	PU	CA-N	-6.60	1.41	1.47
2	B	77	PU	CE1-CZ	-6.47	1.25	1.38
2	B	77	PU	CB-CG	3.91	1.60	1.51

Continued on next page...

Continued from previous page...

Mol	Chain	Res	Type	Atoms	Z	Observed(Å)	Ideal(Å)
2	B	77	PU	OC-CZ	-2.88	1.31	1.37
2	B	77	PU	OC-CM	2.86	1.51	1.42
2	B	77	PU	C6-N1	2.73	1.37	1.33
2	B	77	PU	CB-CA	2.49	1.60	1.54
2	B	77	PU	CA-C	2.18	1.58	1.52

All (8) bond angle outliers are listed below:

Mol	Chain	Res	Type	Atoms	Z	Observed(°)	Ideal(°)
2	B	77	PU	O2'-C2'-C3'	-11.96	81.88	111.16
2	B	77	PU	CD2-CG-CD1	-4.42	111.22	118.17
2	B	77	PU	CB-CG-CD1	3.05	126.96	120.91
2	B	77	PU	C-CA-N	2.72	118.48	111.17
2	B	77	PU	CE2-CD2-CG	2.36	124.27	121.03
2	B	77	PU	OC-CZ-CE2	-2.11	109.73	119.82
2	B	77	PU	CE1-CD1-CG	2.08	123.89	121.03
2	B	77	PU	CB-CA-C	-2.06	104.92	110.25

There are no chirality outliers.

All (4) torsion outliers are listed below:

Mol	Chain	Res	Type	Atoms
2	B	77	PU	O4'-C4'-C5'-O5'
2	B	77	PU	C3'-C4'-C5'-O5'
2	B	77	PU	N3'-C-CA-CB
2	B	77	PU	O-C-CA-CB

There are no ring outliers.

1 monomer is involved in 9 short contacts:

Mol	Chain	Res	Type	Clashes	Symm-Clashes
2	B	77	PU	9	0

## 5.5 Carbohydrates [i](#)

There are no carbohydrates in this entry.

## 5.6 Ligand geometry [i](#)

There are no ligands in this entry.

## 5.7 Other polymers [i](#)

There are no such residues in this entry.

## 5.8 Polymer linkage issues [i](#)

There are no chain breaks in this entry.



## 6 Fit of model and data

### 6.1 Protein, DNA and RNA chains

Unable to reproduce the depositors R factor - this section is therefore empty.

### 6.2 Non-standard residues in protein, DNA, RNA chains

Unable to reproduce the depositors R factor - this section is therefore empty.

### 6.3 Carbohydrates

Unable to reproduce the depositors R factor - this section is therefore empty.

### 6.4 Ligands

Unable to reproduce the depositors R factor - this section is therefore empty.

### 6.5 Other polymers

Unable to reproduce the depositors R factor - this section is therefore empty.