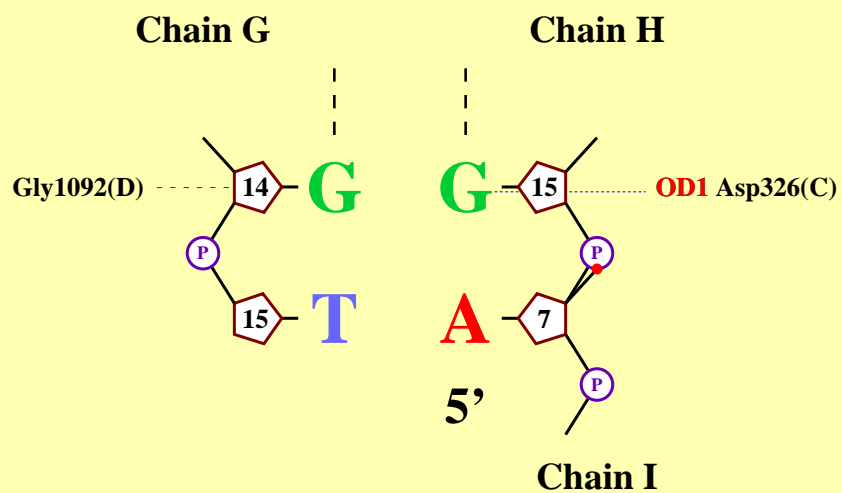


Key



- 3 Backbone sugar and base-number
- P Phosphate group
- * Residue/water on plot more than once




- Hydrogen bond to DNA
- - - - - Nonbonded contact to DNA (< 3.35Å)
- 88 W Water molecule and number

file



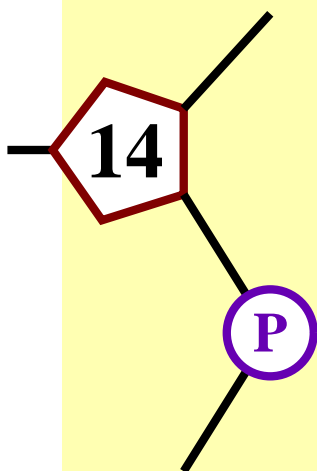
Key

-  Backbone sugar and base-number
-  Phosphate group
- * Residue/water on plot more than once

-  Hydrogen bond to DNA
-  Nonbonded contact to DNA (< 3.35Å)
- 88  Water molecule and number




file

Chain H



Key

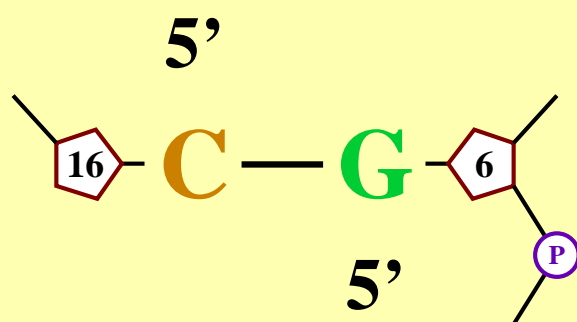
-  Backbone sugar and base-number
-  Phosphate group
- * Residue/water on plot more than once

-  Hydrogen bond to DNA
-  Nonbonded contact to DNA (< 3.35Å)
- 88  Water molecule and number

file

Chain G

Chain I



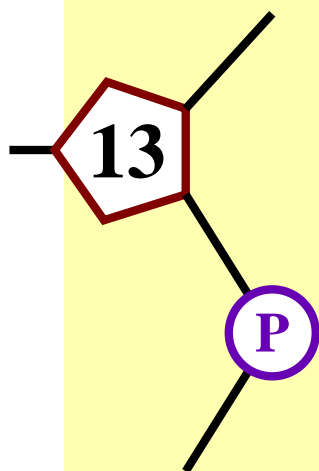
Key

- Backbone sugar and base-number
- Phosphate group
- * Residue/water on plot more than once

- Hydrogen bond to DNA
- Nonbonded contact to DNA (< 3.35Å)
- 88 Water molecule and number




file

Chain H



Key

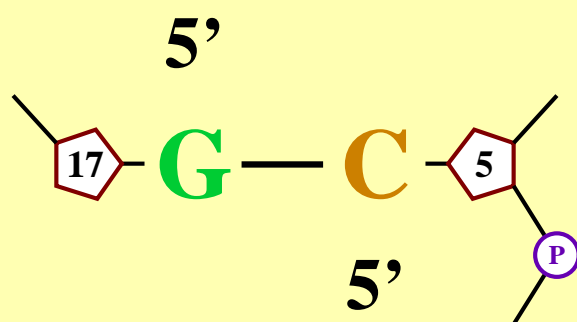
-  Backbone sugar and base-number
-  Phosphate group
- * Residue/water on plot more than once

-  Hydrogen bond to DNA
-  Nonbonded contact to DNA (< 3.35Å)
- 88  Water molecule and number



file




Chain G

Chain I



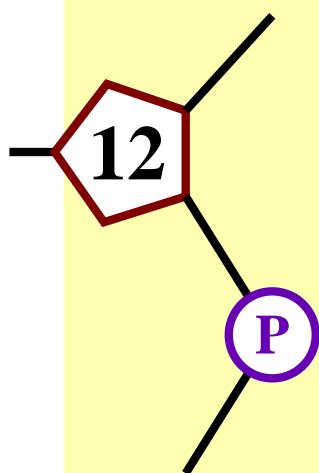
Key

-  Backbone sugar and base-number
-  Phosphate group
- * Residue/water on plot more than once

-  Hydrogen bond to DNA
-  Nonbonded contact to DNA (< 3.35Å)
- 88  Water molecule and number

file

Chain H



Key

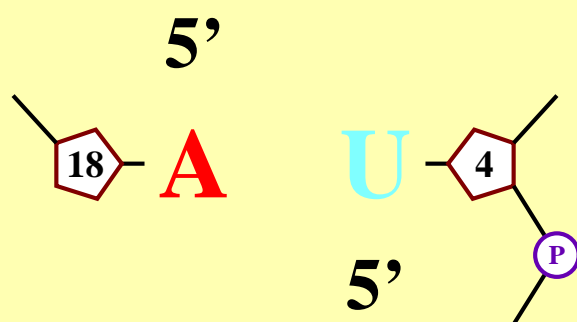
-  Backbone sugar and base-number
-  Phosphate group
- * Residue/water on plot more than once

-  Hydrogen bond to DNA
-  Nonbonded contact to DNA (< 3.35Å)
- 88  Water molecule and number

file

Chain G

Chain I



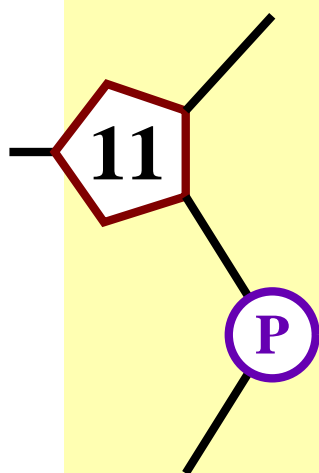
Key

- Backbone sugar and base-number
- Phosphate group
- * Residue/water on plot more than once

- Hydrogen bond to DNA
- Nonbonded contact to DNA (< 3.35Å)
- 88 Water molecule and number

file

Chain H



Key

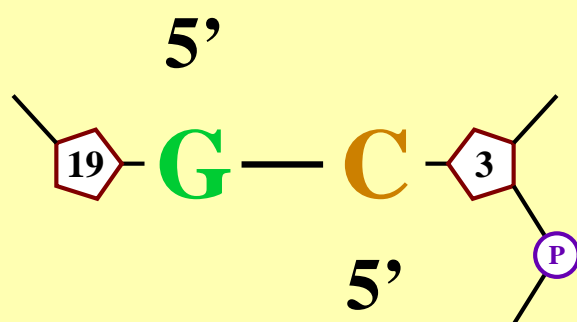
-  Backbone sugar and base-number
-  Phosphate group
- * Residue/water on plot more than once

-  Hydrogen bond to DNA
-  Nonbonded contact to DNA (< 3.35Å)
- 88  Water molecule and number



file




Chain G

Chain I



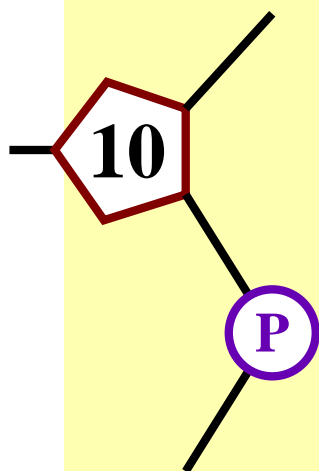
Key

-  Backbone sugar and base-number
-  Phosphate group
- * Residue/water on plot more than once

-  Hydrogen bond to DNA
-  Nonbonded contact to DNA (< 3.35Å)
- 88  Water molecule and number

file

Chain H



Key

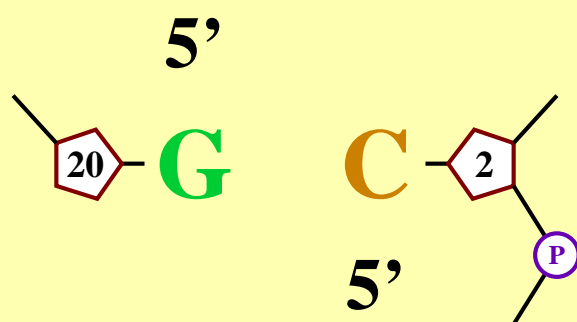
-  Backbone sugar and base-number
-  Phosphate group
- * Residue/water on plot more than once

-  Hydrogen bond to DNA
-  Nonbonded contact to DNA (< 3.35Å)
- 88  Water molecule and number



file




Chain G

Chain I



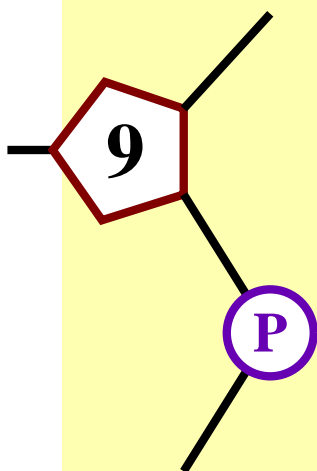
Key

-  Backbone sugar and base-number
-  Phosphate group
- * Residue/water on plot more than once

-  Hydrogen bond to DNA
-  Nonbonded contact to DNA (< 3.35Å)
- 88  Water molecule and number




file

Chain H



Key

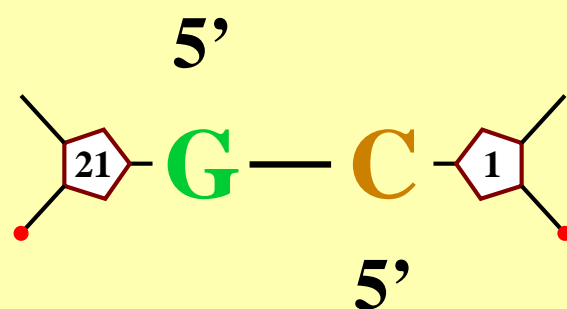
-  Backbone sugar and base-number
-  Phosphate group
- * Residue/water on plot more than once

-  Hydrogen bond to DNA
-  Nonbonded contact to DNA (< 3.35Å)
- 88  Water molecule and number



file




Chain G

Chain I



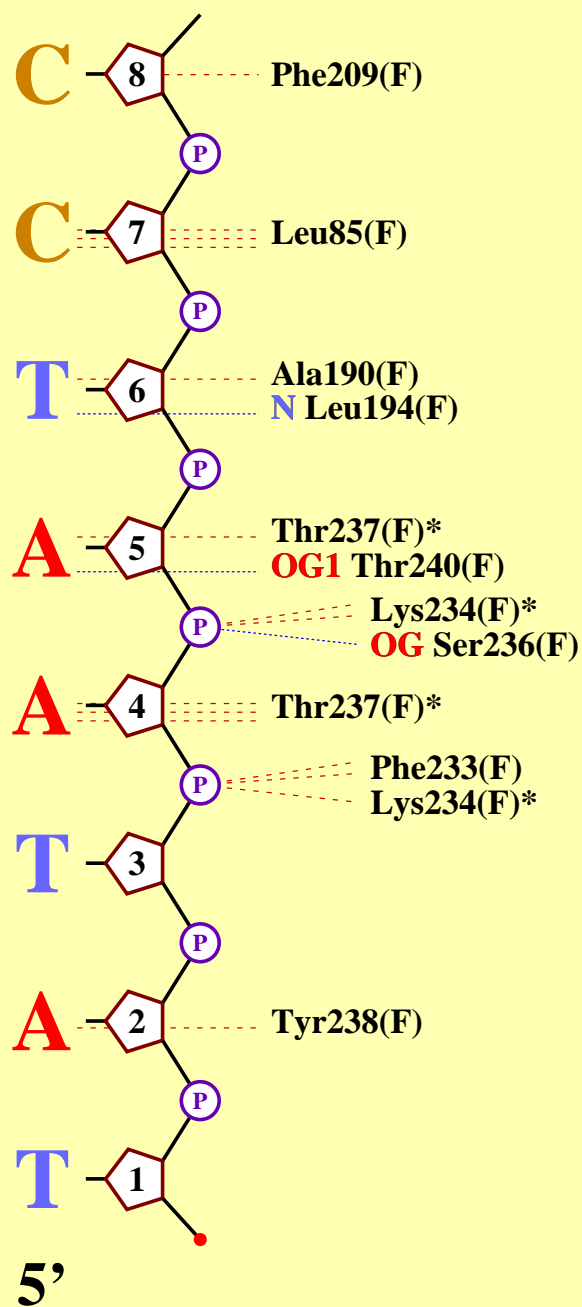
Key

-  Backbone sugar and base-number
-  Phosphate group
- * Residue/water on plot more than once

-  Hydrogen bond to DNA
-  Nonbonded contact to DNA (< 3.35Å)
- 88  Water molecule and number

file

Chain H



Key

- Backbone sugar and base-number
- Phosphate group
- * Residue/water on plot more than once

- Hydrogen bond to DNA
- Nonbonded contact to DNA (< 3.35Å)
- 88 Water molecule and number

file