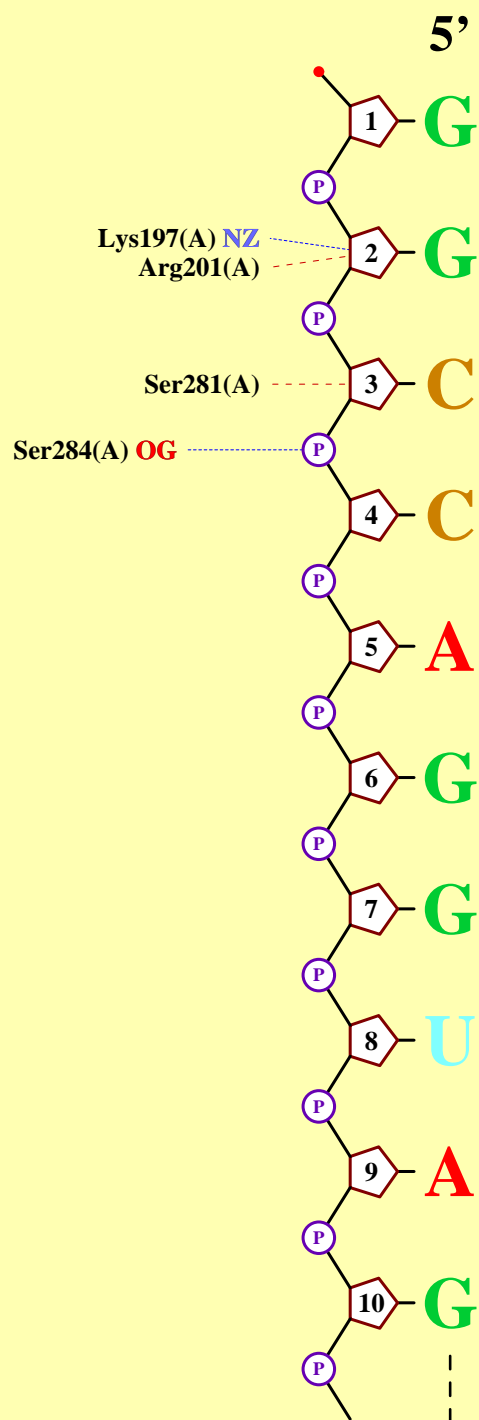


Chain B



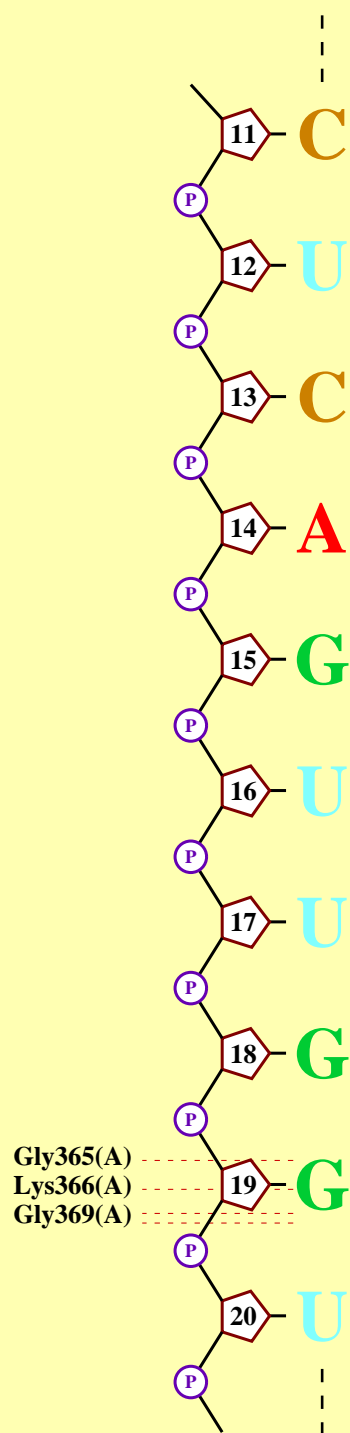
Key

- Backbone sugar and base-number
- Phosphate group
- * Residue/water on plot more than once



- Hydrogen bond to DNA
- Nonbonded contact to DNA (< 3.35Å)
- 88 Water molecule and number




file

Chain B



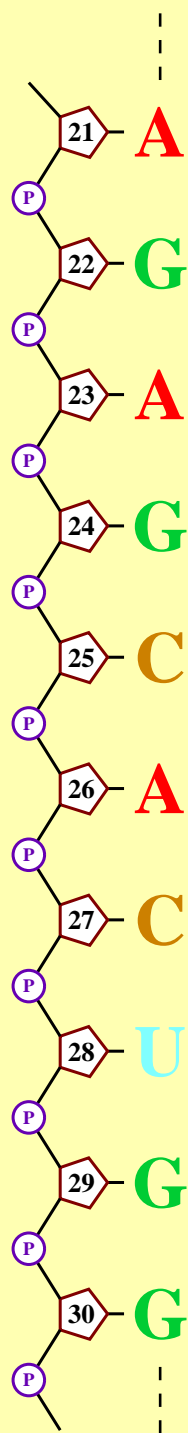
Key

-  Backbone sugar and base-number
-  Phosphate group
- * Residue/water on plot more than once



-  Hydrogen bond to DNA
-  Nonbonded contact to DNA (< 3.35Å)
- 88  Water molecule and number




file

Chain B



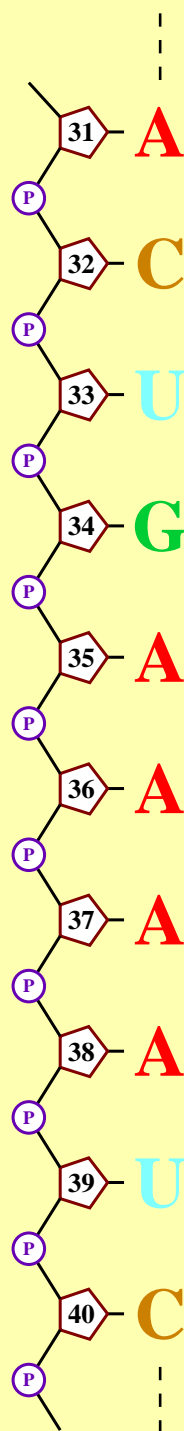
Key

-  Backbone sugar and base-number
-  Phosphate group
- * Residue/water on plot more than once



-  Hydrogen bond to DNA
-  Nonbonded contact to DNA (< 3.35Å)
- 88  Water molecule and number




file

Chain B



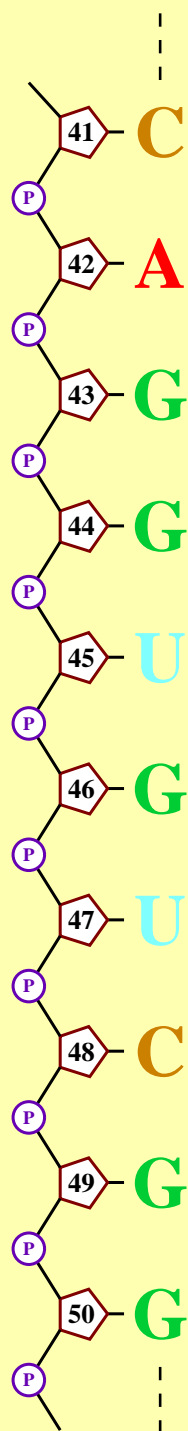
Key

-  Backbone sugar and base-number
-  Phosphate group
- * Residue/water on plot more than once



-  Hydrogen bond to DNA
-  Nonbonded contact to DNA (< 3.35Å)
- 88  Water molecule and number




file

Chain B



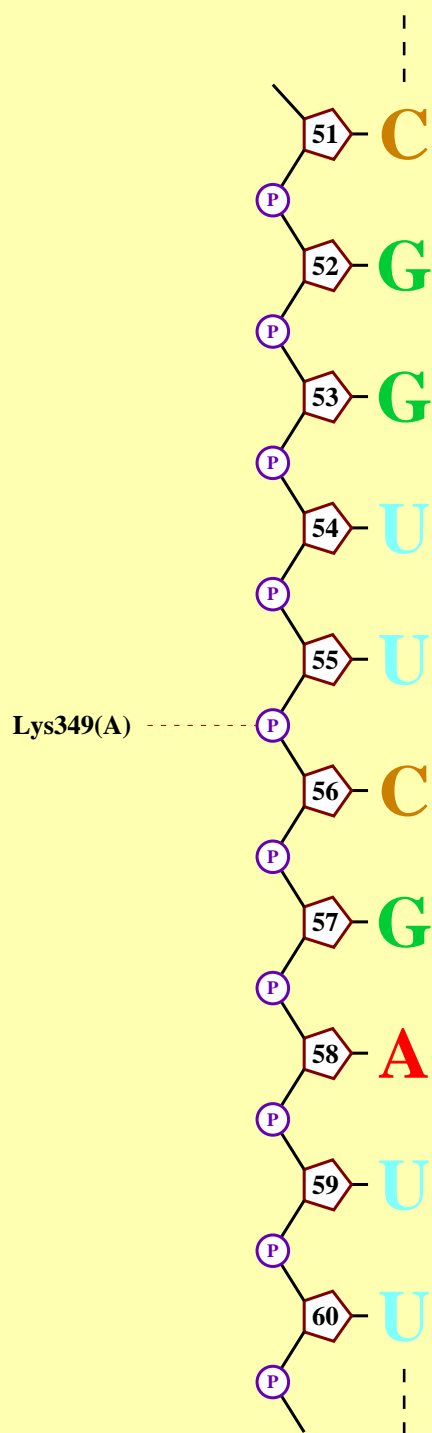
Key

-  Backbone sugar and base-number
-  Phosphate group
- * Residue/water on plot more than once



-  Hydrogen bond to DNA
-  Nonbonded contact to DNA (< 3.35Å)
- 88  Water molecule and number




file

Chain B



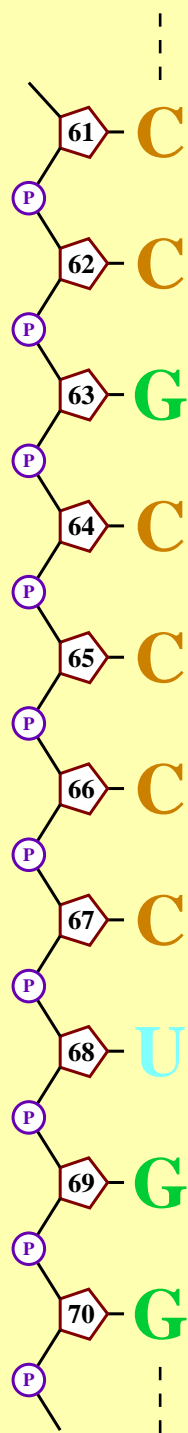
Key

-  Backbone sugar and base-number
-  Phosphate group
- * Residue/water on plot more than once



-  Hydrogen bond to DNA
-  Nonbonded contact to DNA (< 3.35Å)
- 88  Water molecule and number




file

Chain B



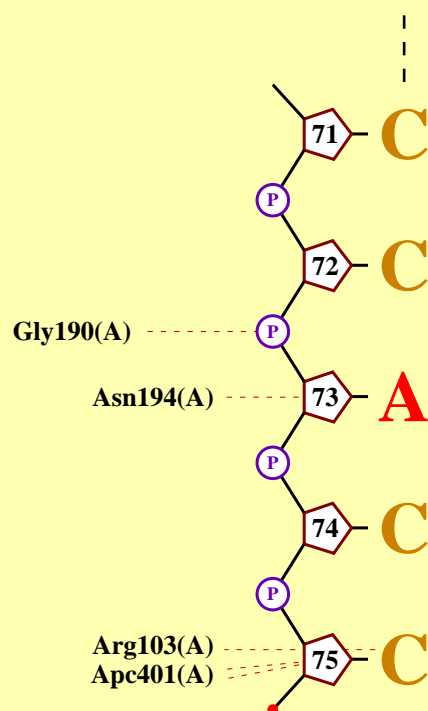
Key

-  Backbone sugar and base-number
-  Phosphate group
- * Residue/water on plot more than once

-  Hydrogen bond to DNA
-  Nonbonded contact to DNA (< 3.35Å)
- 88  Water molecule and number

file

Chain B



Key

- Backbone sugar and base-number
- Phosphate group
- * Residue/water on plot more than once

- Hydrogen bond to DNA
- Nonbonded contact to DNA (< 3.35Å)
- 88 Water molecule and number

file