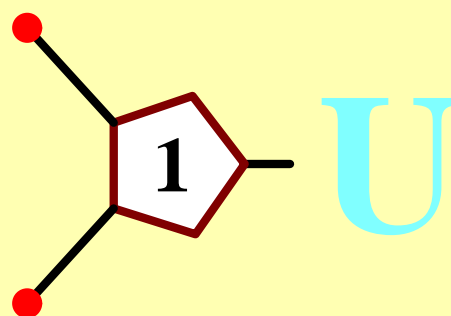


Chain D

5,



Key


3 Backbone sugar and base-number

P Phosphate group

*** Residue/water on plot more than once**

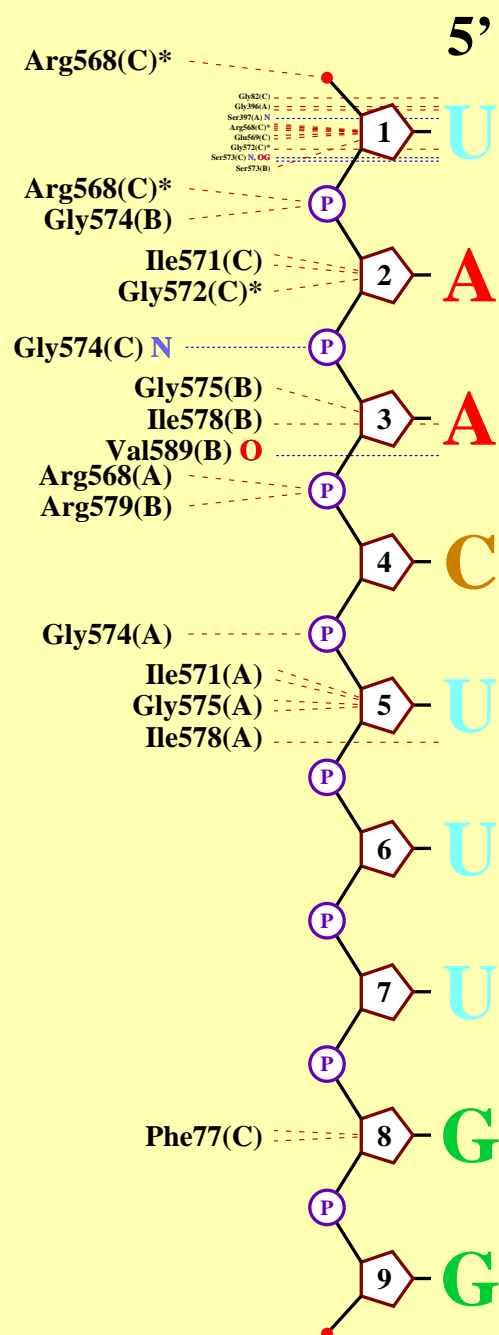
----- **Hydrogen bond to DNA**

----- **Nonbonded contact to DNA (< 3.35Å)**

88  Water molecule and number

file

Chain E



Key

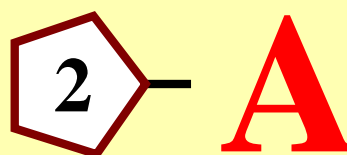
- 3** Backbone sugar and base-number
- P** Phosphate group
- * Residue/water on plot more than once**

-** Hydrogen bond to DNA
- - - - -** Nonbonded contact to DNA (< 3.35Å)
- 88 W** Water molecule and number



file




Chain H

5'



Key

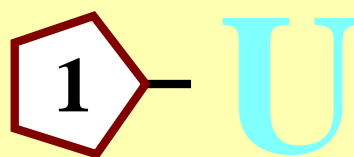
-  Backbone sugar and base-number
-  Phosphate group
- * Residue/water on plot more than once

-  Hydrogen bond to DNA
-  Nonbonded contact to DNA (< 3.35Å)
- 88  Water molecule and number



file




Chain I

5'



Key

-  Backbone sugar and base-number
-  Phosphate group
- * Residue/water on plot more than once

-  Hydrogen bond to DNA
-  Nonbonded contact to DNA (< 3.35Å)
- 88  Water molecule and number

file