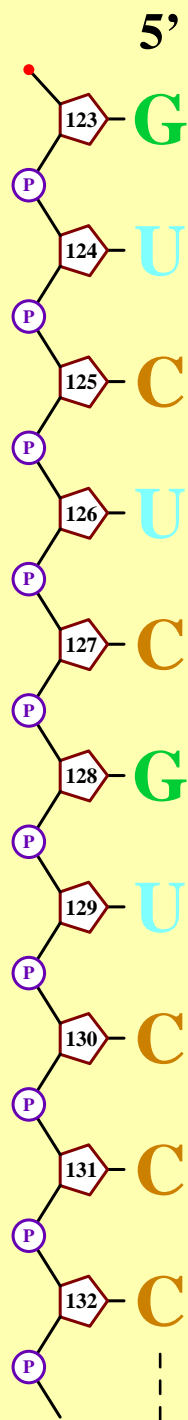


Chain M



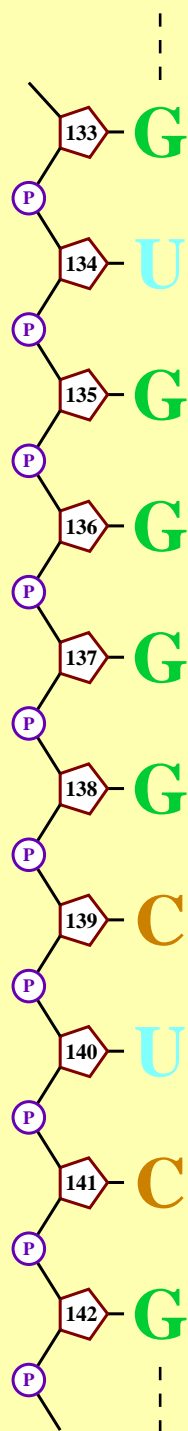
Key

- Backbone sugar and base-number
- Phosphate group
- * Residue/water on plot more than once

- Hydrogen bond to DNA
- Nonbonded contact to DNA (< 3.35Å)
- 88 Water molecule and number

file

Chain M



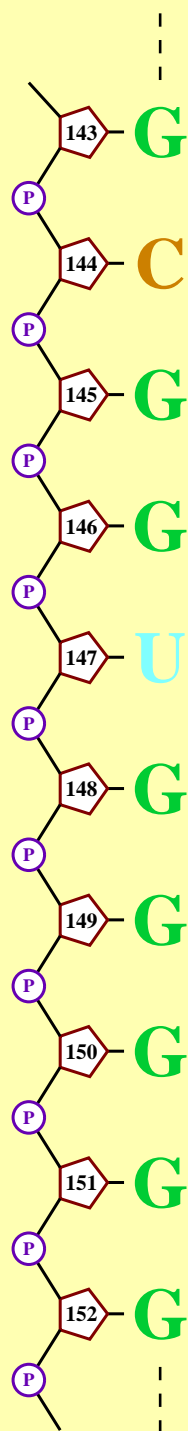
Key

-  Backbone sugar and base-number
-  Phosphate group
- * Residue/water on plot more than once

-  Hydrogen bond to DNA
-  Nonbonded contact to DNA (< 3.35Å)
- 88  Water molecule and number

file

Chain M



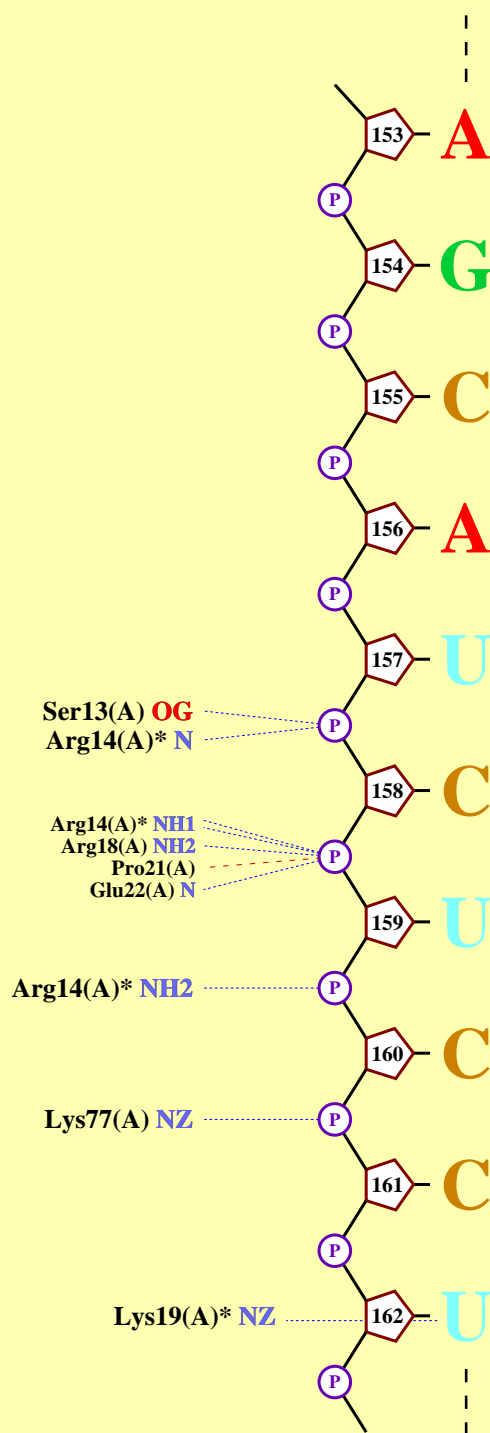
Key

-  Backbone sugar and base-number
-  Phosphate group
- * Residue/water on plot more than once

-  Hydrogen bond to DNA
-  Nonbonded contact to DNA (< 3.35Å)
- 88  Water molecule and number




file

Chain M

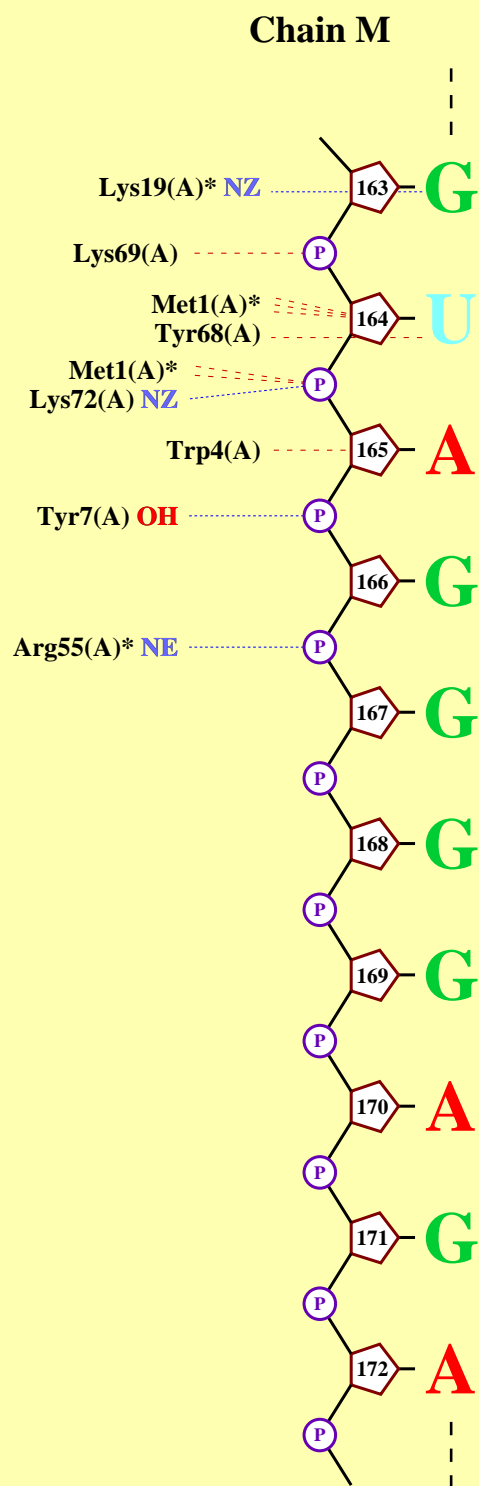


Key

-  Backbone sugar and base-number
-  Phosphate group
- * Residue/water on plot more than once

-  Hydrogen bond to DNA
-  Nonbonded contact to DNA (< 3.35Å)
- 88  Water molecule and number

file



Key



Backbone sugar and base-number



Phosphate group

* Residue/water on plot more than once

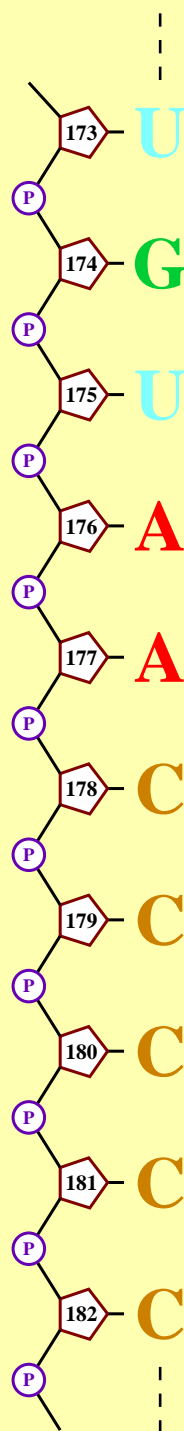
..... Hydrogen bond to DNA

----- Nonbonded contact to DNA (< 3.35Å)

88 (W) Water molecule and number

file

Chain M



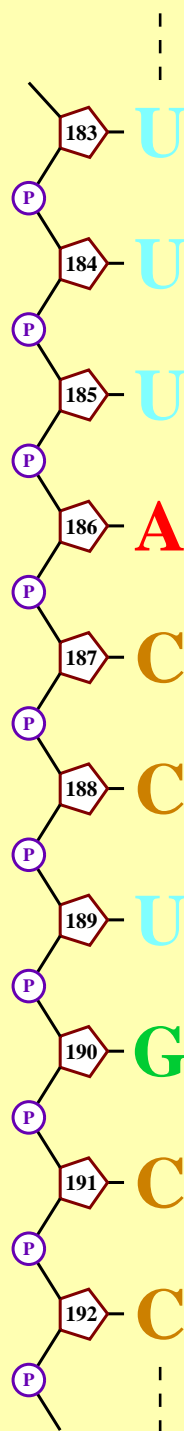
Key

- Backbone sugar and base-number
 Phosphate group
 * Residue/water on plot more than once

- Hydrogen bond to DNA
 Nonbonded contact to DNA (< 3.35Å)
 88 Water molecule and number

file

Chain M



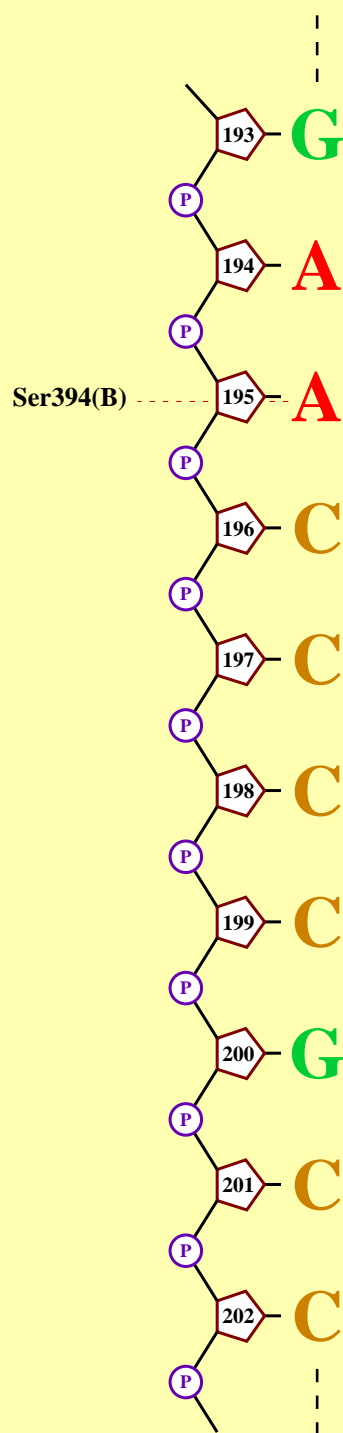
Key

-  Backbone sugar and base-number
-  Phosphate group
- * Residue/water on plot more than once

-  Hydrogen bond to DNA
-  Nonbonded contact to DNA (< 3.35Å)
- 88  Water molecule and number

file

Chain M



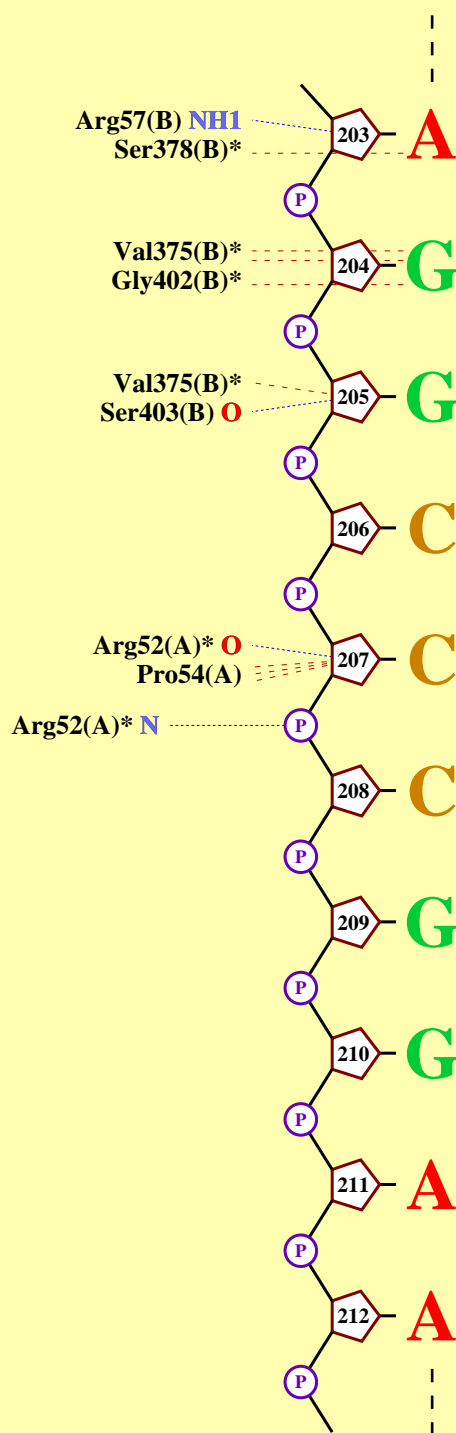
Key

- Backbone sugar and base-number
- Phosphate group
- * Residue/water on plot more than once

- Hydrogen bond to DNA
- Nonbonded contact to DNA (< 3.35Å)
- 88 Water molecule and number

file

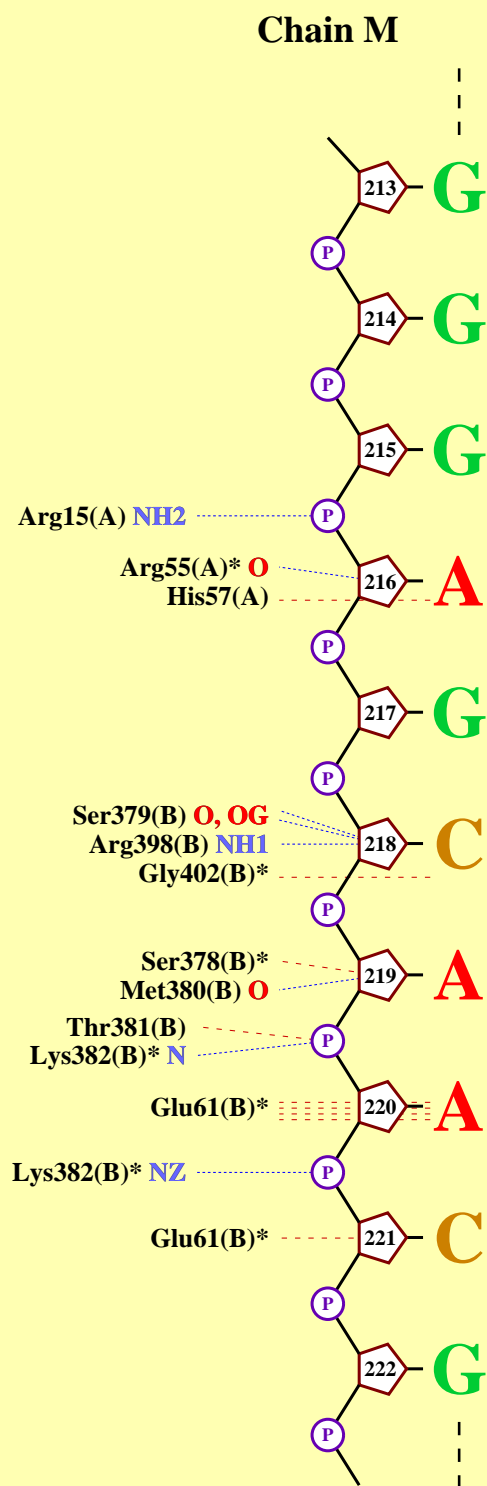
Chain M





Key


- | | | | |
|----------|---|-----------|--|
| 3 | Backbone sugar and base-number | | Hydrogen bond to DNA |
| P | Phosphate group | - - - - | Nonbonded contact to DNA (< 3.35Å) |
| * | Residue/water on plot more than once | 88 | Water molecule and number |

file



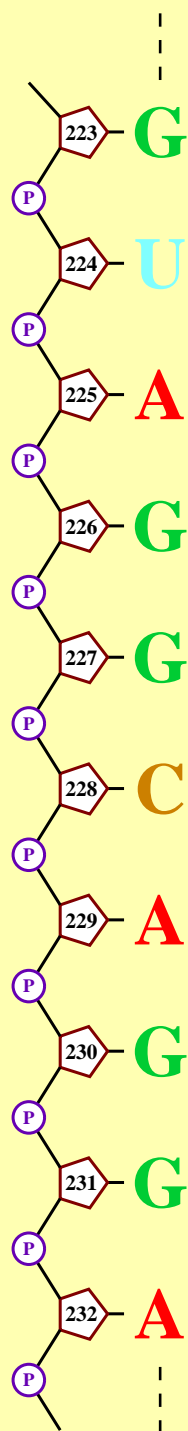
Key

-  Backbone sugar and base-number
-  Phosphate group
- * Residue/water on plot more than once

- Hydrogen bond to DNA
- Nonbonded contact to DNA (< 3.35Å)
- 88  Water molecule and number

file

Chain M



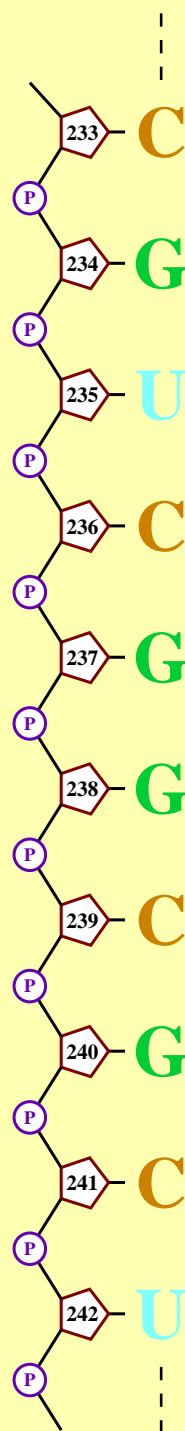
Key

-  Backbone sugar and base-number
-  Phosphate group
- * Residue/water on plot more than once

-  Hydrogen bond to DNA
-  Nonbonded contact to DNA (< 3.35Å)
- 88  Water molecule and number




file

Chain M



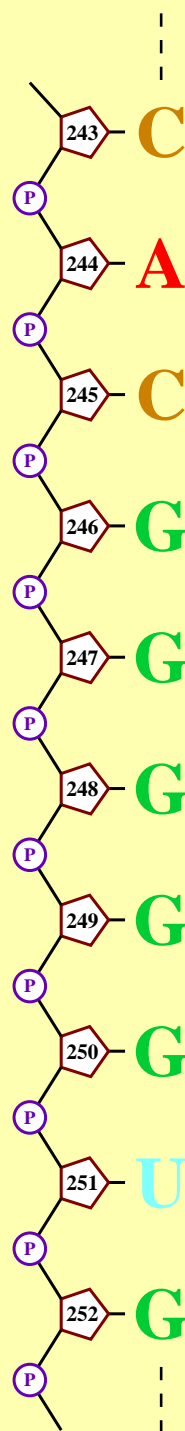
Key

-  Backbone sugar and base-number
-  Phosphate group
- * Residue/water on plot more than once

-  Hydrogen bond to DNA
-  Nonbonded contact to DNA (< 3.35Å)
- 88  Water molecule and number




file

Chain M



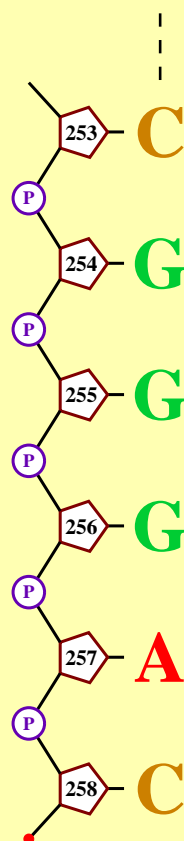
Key

-  Backbone sugar and base-number
-  Phosphate group
- * Residue/water on plot more than once



-  Hydrogen bond to DNA
-  Nonbonded contact to DNA (< 3.35Å)
- 88  Water molecule and number

file

Chain M



Key

-  Backbone sugar and base-number
-  Phosphate group
- * Residue/water on plot more than once

-  Hydrogen bond to DNA
-  Nonbonded contact to DNA (< 3.35Å)
- 88  Water molecule and number

file