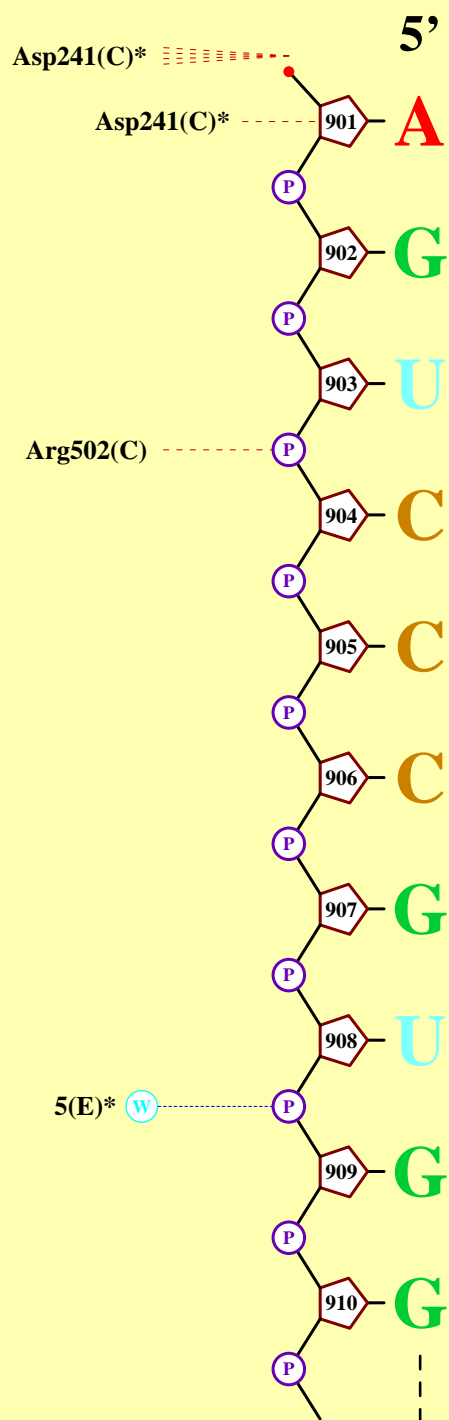


Chain E



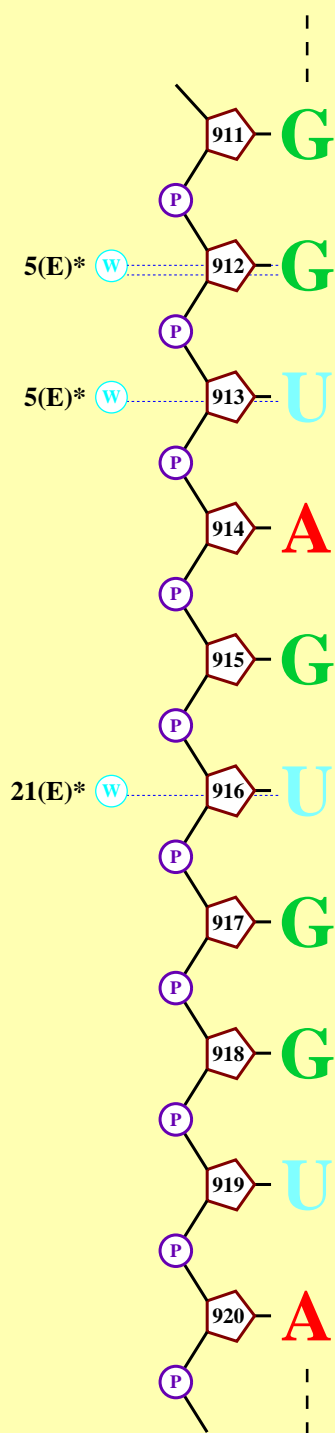
Key

- 3 Backbone sugar and base-number
- P Phosphate group
- * Residue/water on plot more than once

- Hydrogen bond to DNA
- Nonbonded contact to DNA (< 3.35Å)
- 88 W Water molecule and number




file

Chain E



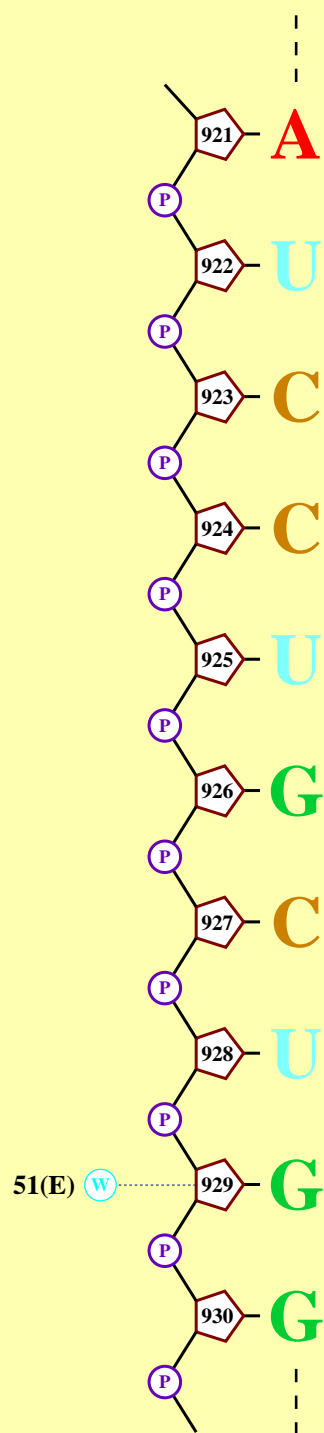
Key

-  Backbone sugar and base-number
-  Phosphate group
- * Residue/water on plot more than once

-  Hydrogen bond to DNA
-  Nonbonded contact to DNA (< 3.35Å)
- 88  Water molecule and number

file

Chain E



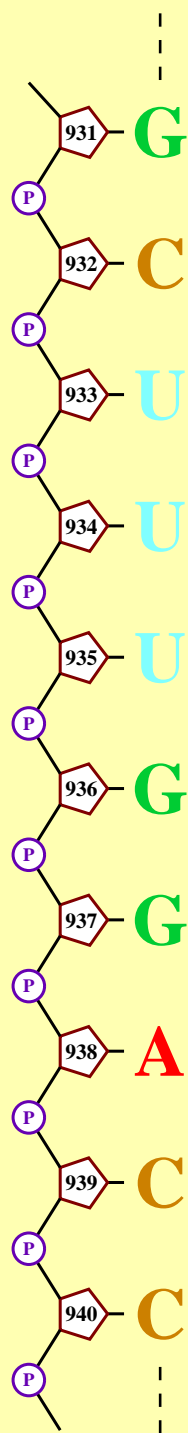
Key

-  Backbone sugar and base-number
-  Phosphate group
- * Residue/water on plot more than once

-  Hydrogen bond to DNA
-  Nonbonded contact to DNA (< 3.35Å)
- 88  Water molecule and number

file

Chain E



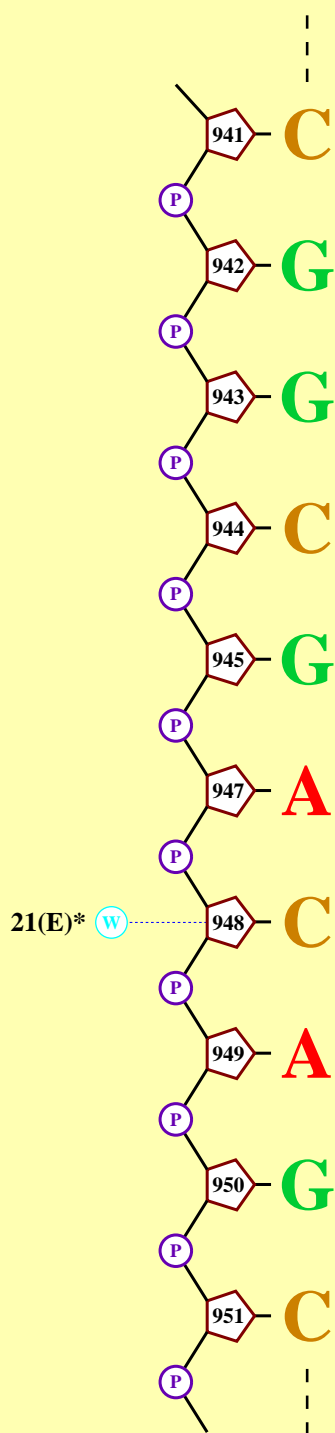
Key

-  Backbone sugar and base-number
-  Phosphate group
- * Residue/water on plot more than once

-  Hydrogen bond to DNA
-  Nonbonded contact to DNA (< 3.35Å)
- 88  Water molecule and number

file

Chain E



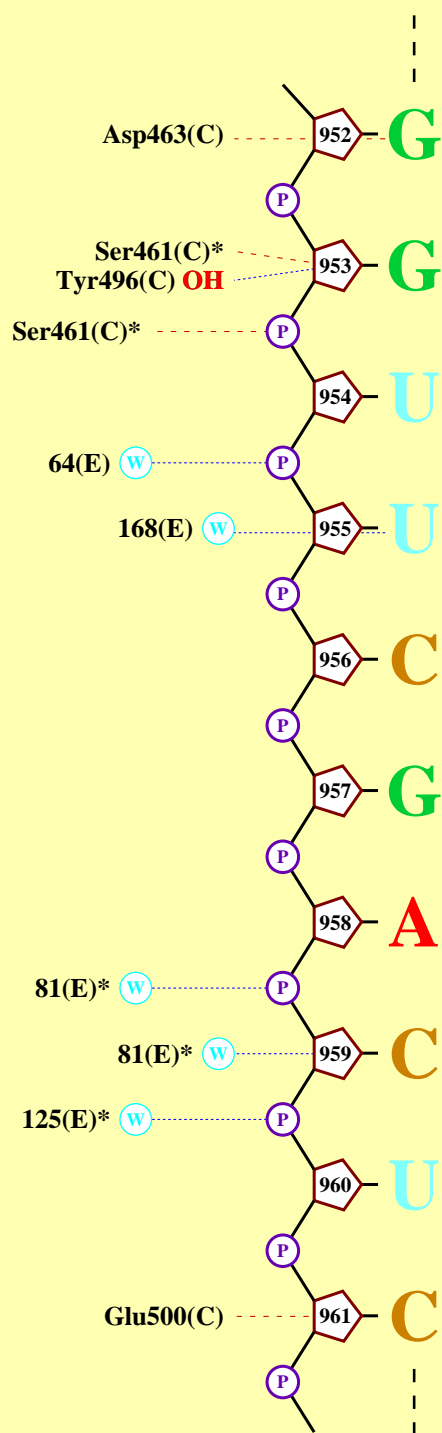
Key

- Backbone sugar and base-number
- Phosphate group
- * Residue/water on plot more than once

- Hydrogen bond to DNA
- Nonbonded contact to DNA (< 3.35Å)
- 88 Water molecule and number

file

Chain E



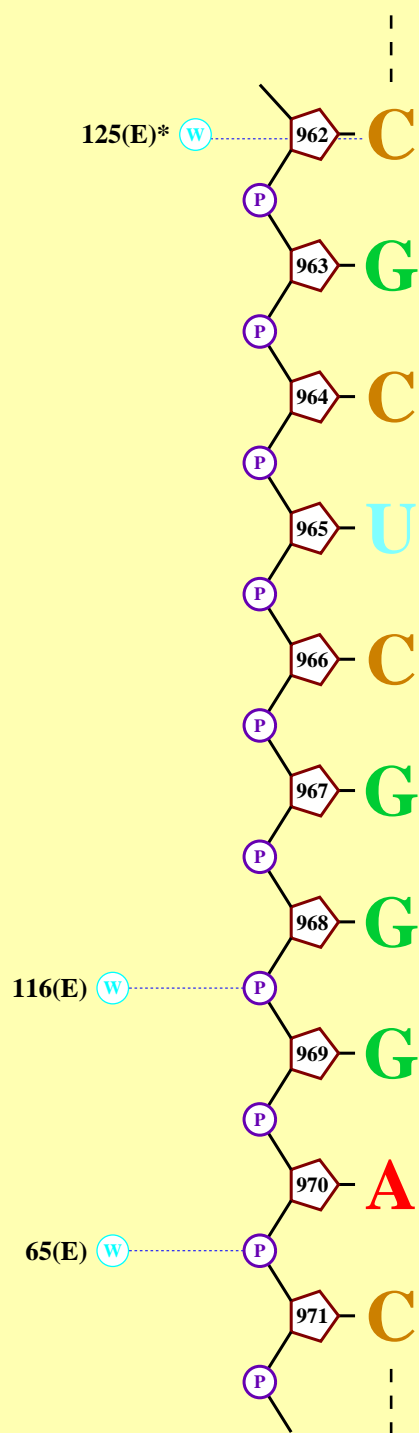
Key

- 3** Backbone sugar and base-number
- P** Phosphate group
- *** Residue/water on plot more than once

-** Hydrogen bond to DNA
- Nonbonded contact to DNA (< 3.35Å)
- 88 W** Water molecule and number




file

Chain E



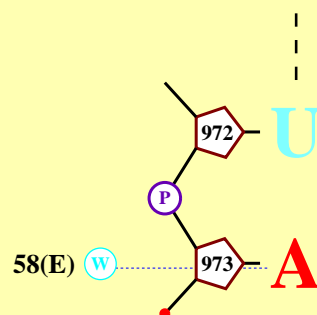
Key

-  Backbone sugar and base-number
-  Phosphate group
- * Residue/water on plot more than once

-  Hydrogen bond to DNA
-  Nonbonded contact to DNA (< 3.35Å)
-  88 Water molecule and number

file

Chain E



Key



Backbone sugar and base-number



Phosphate group

* Residue/water on plot more than once

..... Hydrogen bond to DNA

- - - Nonbonded contact to DNA (< 3.35Å)

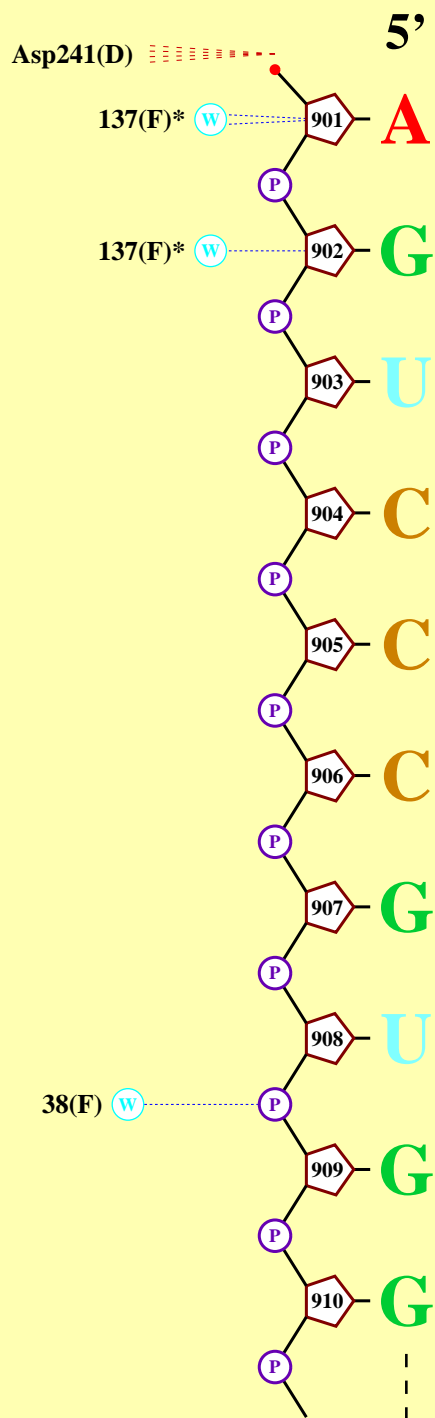
88



Water molecule and number




file

Chain F



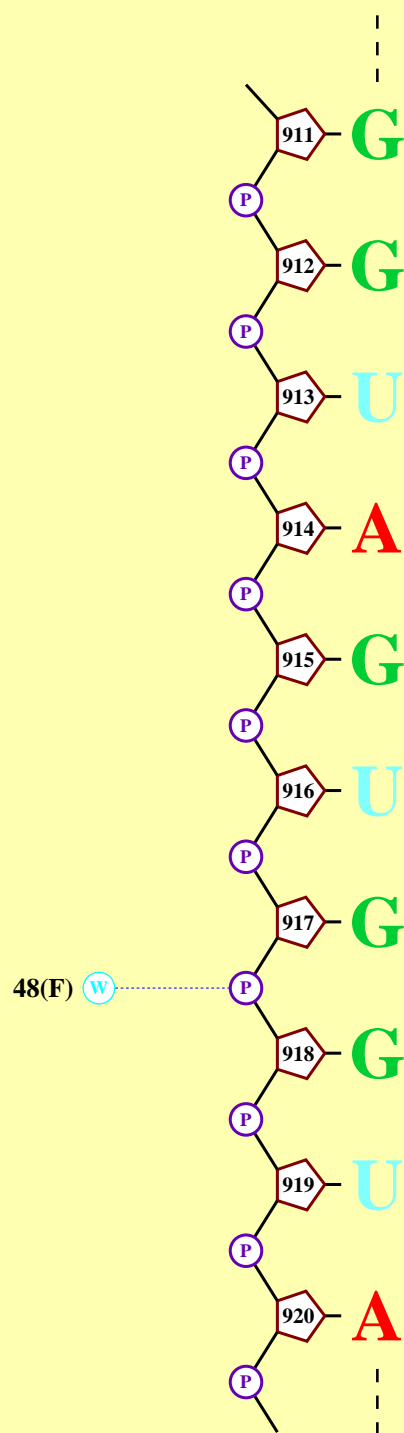
Key

-  Backbone sugar and base-number
-  Phosphate group
- * Residue/water on plot more than once



-  Hydrogen bond to DNA
-  Nonbonded contact to DNA (< 3.35Å)
- 88**  Water molecule and number




file

Chain F



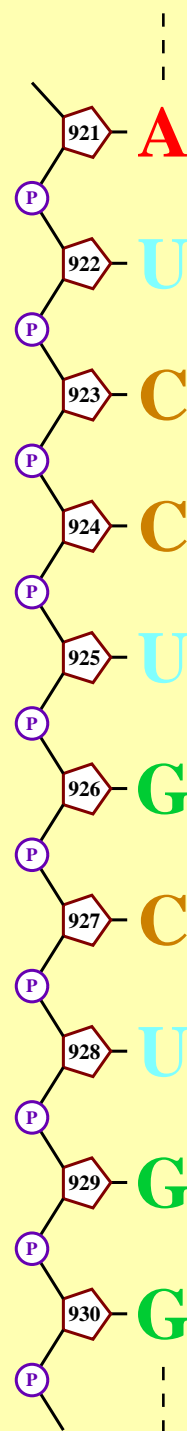
Key

-  Backbone sugar and base-number
-  Phosphate group
- * Residue/water on plot more than once



-  Hydrogen bond to DNA
-  Nonbonded contact to DNA (< 3.35Å)
-  Water molecule and number

file

Chain F



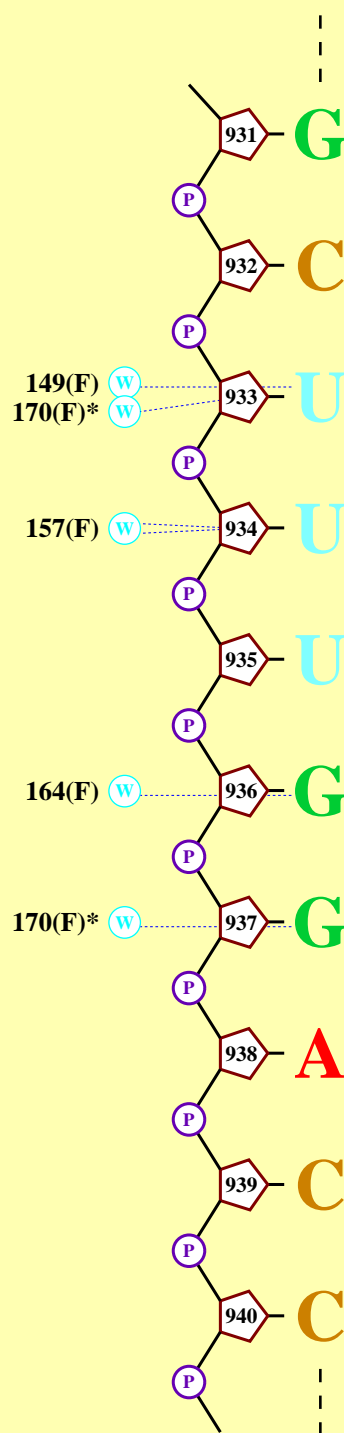
Key

-  Backbone sugar and base-number
 Phosphate group
 * Residue/water on plot more than once

-  Hydrogen bond to DNA
 Nonbonded contact to DNA (< 3.35Å)
 88  Water molecule and number




file

Chain F



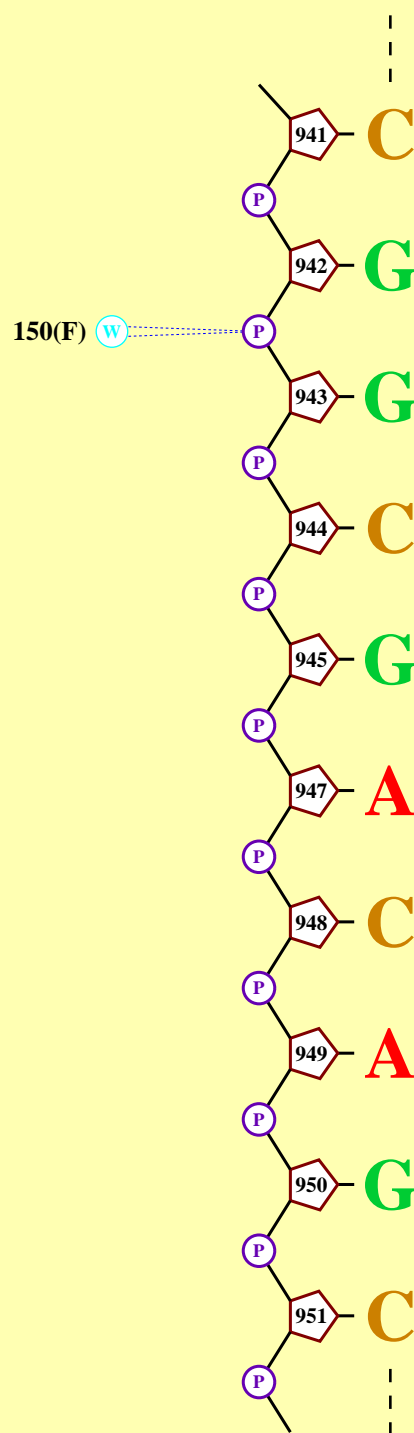
Key

-  Backbone sugar and base-number
-  Phosphate group
- * Residue/water on plot more than once

-  Hydrogen bond to DNA
-  Nonbonded contact to DNA (< 3.35Å)
- 88  Water molecule and number




file

Chain F



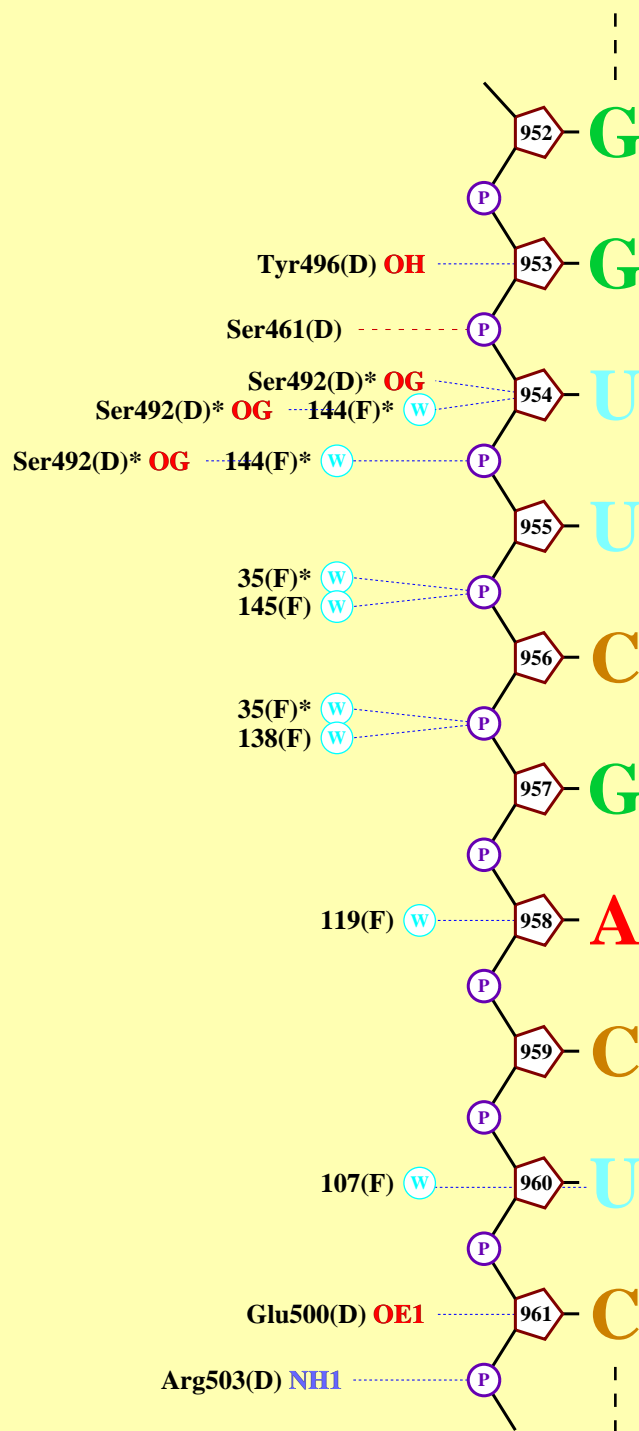
Key

-  Backbone sugar and base-number
-  Phosphate group
- * Residue/water on plot more than once

-  Hydrogen bond to DNA
-  Nonbonded contact to DNA (< 3.35Å)
- 88  Water molecule and number

file

Chain F

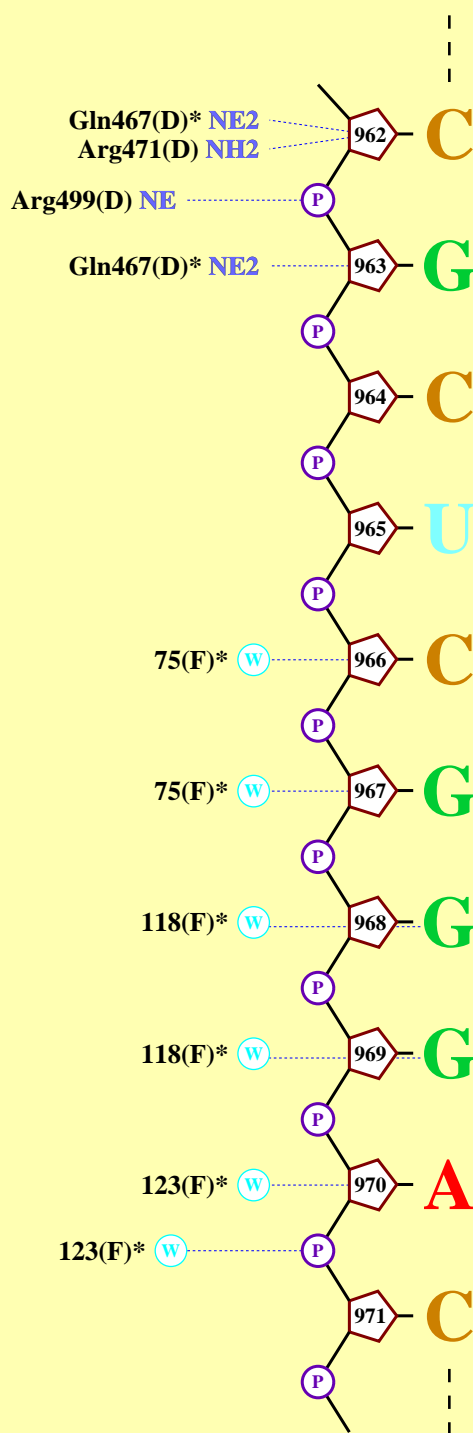


Key



- | | | | |
|---|---------------------------------------|-----------|--|
| 3 | Backbone sugar and base-number | | Hydrogen bond to DNA |
| P | Phosphate group | - - - - | Nonbonded contact to DNA (< 3.35Å) |
| * Residue/water on plot more than once | | 88 | Water molecule and number |




file

Chain F



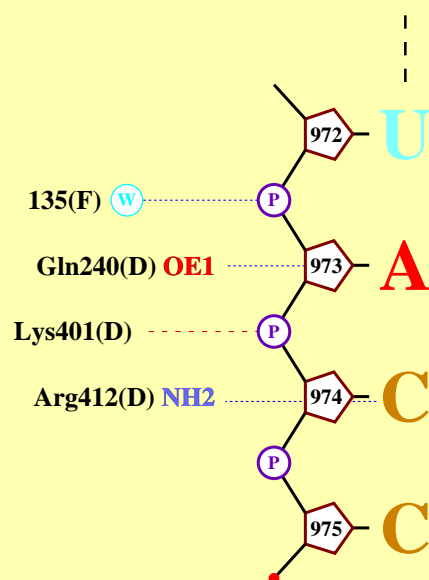
Key

-  Backbone sugar and base-number
-  Phosphate group
- * Residue/water on plot more than once

-  Hydrogen bond to DNA
-  Nonbonded contact to DNA (< 3.35Å)
-  Water molecule and number

file

Chain F



Key

- 3 Backbone sugar and base-number
- P Phosphate group
- * Residue/water on plot more than once

- Hydrogen bond to DNA
- - - - - Nonbonded contact to DNA (< 3.35Å)
- 88 (W) Water molecule and number

file